



# Pittsburgh Pirates - 2003

Batter	1	2	3	4	5	6	7	8	9	AB R H RBI BB SO LOB	TOP																								
											<p style="text-align: center;"><b>Manatee C.C. Lancers @ Pittsburgh Pirates</b>            McKechnie Field, Bradenton, FL            Wed Feb 26 2003, 12:05 PM EST</p> <p style="text-align: right;"><a href="http://livebaseballscorecards.com">livebaseballscorecards.com</a></p> <p><b>AB 0</b>  <b>R 0</b>  <b>H 0</b>  <b>RBI 0</b>  <b>BB 0</b>  <b>SO 0</b>  <b>LOB 0</b></p> 																								
Inning Stats										1B: 0 SF: 0 2B: 0 SAC: 0 3B: 0 DP: 0 HR: 0 HBP: 0	WP: 0 PA: 0 FB: 0 SB: 0 CS: 0																								
PITCHER	IP	WLS	BF	H	R	ER	SO	BB	IBB	HBP	BLK	WP	HR	S	P	ERA	WHIP	PITCHER	IP	WLS	BF	H	R	ER	SO	BB	IBB	HBP	BLK	WP	HR	S	P	ERA	WHIP

Batter	1	2	3	4	5	6	7	8	9	AB R H RBI BB SO LOB	BOTTOM																								
											<p style="text-align: center;"><b>Manatee C.C. Lancers @ Pittsburgh Pirates</b>            McKechnie Field, Bradenton, FL            Wed Feb 26 2003, 12:05 PM EST</p> <p style="text-align: right;"><a href="http://livebaseballscorecards.com">livebaseballscorecards.com</a></p> <p><b>AB 0</b>  <b>R 0</b>  <b>H 0</b>  <b>RBI 0</b>  <b>BB 0</b>  <b>SO 0</b>  <b>LOB 0</b></p> 																								
Inning Stats										1B: 0 SF: 0 2B: 0 SAC: 0 3B: 0 DP: 0 HR: 0 HBP: 0	WP: 0 PA: 0 FB: 0 SB: 0 CS: 0																								
PITCHER	IP	WLS	BF	H	R	ER	SO	BB	IBB	HBP	BLK	WP	HR	S	P	ERA	WHIP	PITCHER	IP	WLS	BF	H	R	ER	SO	BB	IBB	HBP	BLK	WP	HR	S	P	ERA	WHIP



Batter	1	2	3	4	5	6	7	8	9	AB	R	H	RBI	BB	SO	LOB	TOP											
<b>Kenny Lofton, L</b> OBP: 0.600, SLG: 1.250	G3-1	HR		BB		G4-3		2B		4	2	2	3	1	0	0	<b>Pittsburgh Pirates @ Cincinnati Reds</b> Great American Ball Park, Cincinnati, OH Mon Mar 31 2003, 4:10 PM EST Att: 42,343 - Cloudy - 53 F											
<b>18 Jason Kendall, R</b> OBP: 0.200, SLG: 0.800	G6-3	HR		G6-3		F9		F8		5	1	1	1	0	0	3												
<b>Brian Giles, L</b> OBP: 0.400, SLG: 0.500	P6	G3				P5		2B		4	1	1	1	1	0	0												
<b>Aramis Ramirez, R</b> OBP: 0.400, SLG: 0.400		K	K			1B		L9		5	1	2	0	0	2	1												
<b>Randall Simon, L</b> OBP: 0.500, SLG: 1.000 Kevin Young, R	HR	P6		F7		2B		L7		4	2	2	1	0	0	2												
<b>Reggie Sanders, R</b> OBP: 0.600, SLG: 1.200	HR	K		BB		1B		K		5	1	3	2	0	2	0												
<b>Pokey Reese, R</b> OBP: 0.400, SLG: 0.333	HR			G6-3		BB		F9		3	1	1	2	1	0	0												
<b>2 Jack Wilson, R</b> Julian Tavaraz, L Joe Beimel, L	G4-3			SH1-4		K		P4		3	0	0	0	1	1	4												
<b>Kris Benson, R</b> Abraham Nunez, S	HR			SH1-4		K		P4		1	1	0	0	1	1	3												
<b>Inning Stats</b>	R: 0 E: 0 K: 0 S: 7	H: 0 LOB: 0 BB: 0 P: 11	R: 6 E: 0 K: 1 S: 20	H: 5 LOB: 0 BB: 1 P: 36	R: 0 E: 0 K: 2 S: 8	H: 0 LOB: 0 BB: 0 P: 14	R: 0 E: 0 K: 0 S: 11	H: 0 LOB: 2 BB: 2 P: 26	R: 1 E: 0 K: 2 S: 17	H: 2 LOB: 3 BB: 2 P: 33	R: 0 E: 0 K: 0 S: 7	H: 0 LOB: 0 BB: 0 P: 10	R: 2 E: 0 K: 0 S: 9	H: 3 LOB: 0 BB: 0 P: 13	R: 1 E: 0 K: 0 S: 17	H: 2 LOB: 1 BB: 0 P: 26		R: 0 E: 0 K: 1 S: 7	H: 0 LOB: 0 BB: 0 P: 10	1B: 6 2B: 3 3B: 0 HR: 3	SF: 1 SAC: 1 DP: 0 HBP: 0	WP: 0 PB: 0 SB: 0 CS: 0	PA: 43					
<b>PITCHER</b>	IP	WLS	BF	H	R	ER	SO	BB	IBB	HBP	BLK	WP	HR	S	P	ERA	WHIP											
<b>Jimmy Haynes, R</b> ERA: 13.5	(1, 1)	4.0	L	20	5	6	6	3	3	0	0	0	0	3	46	87	13.50	2.000										
<b>Felix Heredia, L</b> ERA: 27.0	(5, 1)	0.1		3	1	1	1	0	1	0	0	0	0	0	5	14	27.00	6.000										
<b>Scott Sullivan, R</b> ERA:	(5, 1)	1.2		7	1	0	0	2	1	0	0	0	0	0	19	29	0.00	1.200										
<b>John Riedling, R</b> ERA: 18.0	(7, 1)	1.0		5	3	2	2	0	0	0	0	0	0	9	13	18.00	3.000											
<b>Gabe White, L</b> ERA: 9.0	(8, 1)	1.0		5	2	1	1	0	0	0	0	0	0	17	26	9.00	2.000											

AB 36  
R 10  
H 12  
RBI 10  
BB 5  
SO 6  
LOB 13



Batter	1	2	3	4	5	6	7	8	9	AB	R	H	RBI	BB	SO	LOB	BOTTOM										
<b>Barry Larkin, R</b>	F9		BB		G6-3		G1-6-3			3	0	0	0	1	0	2	<b>Pittsburgh Pirates @ Cincinnati Reds</b> Great American Ball Park, Cincinnati, OH Mon Mar 31 2003, 4:10 PM EST Att: 42,343 - Cloudy - 53 F										
<b>Aaron Boone, R</b>	P6		E4		P2		G1-3			4	0	0	0	0	0	2											
<b>Ken Griffey Jr., L</b>	2B		K		F8		G4-3			4	0	1	0	0	1	3											
<b>Austin Kearns, R</b>	K		BB		P5		G4-3			3	0	0	1	1	1	1											
<b>Adam Dunn, L</b>	G1-3		F9		G4-3		K			4	0	0	0	0	1	3											
<b>Sean Casey, L</b>	F7		G4-3		F7		1B			4	0	1	0	0	0	0											
<b>Brandon Larson, R</b>	P5		F8		P5		FC5-6-4			4	0	0	0	0	0	1											
<b>Jason LaRue, R</b>	K		E5		1B		FC5-4			3	0	0	0	1	1	1											
<b>Jimmy Haynes, R</b> Wily Mo Peña, R Felix Heredia, L Scott Sullivan, R John Riedling, R Reggie Taylor, L Gabe White, L Scott Williamson, R	E		BB		F7		G1-6-3			1	1	1	0	0	0	0											
<b>Inning Stats</b>	R: 0 E: 0 K: 1 S: 8	H: 1 LOB: 1 BB: 0 P: 11	R: 0 E: 0 K: 0 S: 7	H: 0 LOB: 0 BB: 0 P: 14	R: 1 E: 1 K: 2 S: 16	H: 1 LOB: 3 BB: 2 P: 30	R: 0 E: 0 K: 0 S: 5	H: 0 LOB: 0 BB: 0 P: 6	R: 0 E: 0 K: 0 S: 9	H: 0 LOB: 0 BB: 0 P: 16	R: 0 E: 0 K: 0 S: 11	H: 1 LOB: 1 BB: 1 P: 21	R: 0 E: 0 K: 0 S: 5	H: 0 LOB: 0 BB: 0 P: 8	R: 0 E: 0 K: 1 S: 7	H: 1 LOB: 1 BB: 0 P: 9		1B: 2 2B: 2 3B: 0 HR: 0	SF: 0 SAC: 0 DP: 1 HBP: 0	WP: 0 PB: 0 SB: 0 CS: 0	PA: 35						
<b>PITCHER</b>	IP	WLS	BF	H	R	ER	SO	BB	IBB	HBP	BLK	WP	HR	S	P	ERA	WHIP										
<b>Kris Benson, R</b> ERA:	(1, 1)	6.1	W	27	3	1	0	3	3	0	0	0	0	7	11	0.00	0.947										
<b>Julian Tavaraz, R</b> ERA:	(7, 1)	1.2		4	0	0	0	0	0	0	0	0	0	7	11	0.00	0.000										
<b>Joe Beimel, L</b> ERA:	(9, 1)	1.0		4	1	0	0	1	0	0	0	0	0	7	9	0.00	1.000										

AB 32  
R 1  
H 4  
RBI 1  
BB 3  
SO 4  
LOB 14





Batter	1	2	3	4	5	6	7	8	9	AB	R	H	RBI	BB	SO	LOB	TOP	
<b>Kenny Lofton, L</b> OBP: 0.400, SLG: 0.667 (1, 8)	1-3 K	0-0 FC4-6 1B			0-0 B5-3		0-1 E1 1B	0-0 E1 18 HR		5	1	1	0	0	1	1	<b>Pittsburgh Pirates @ Cincinnati Reds</b> Great American Ball Park, Cincinnati, OH Wed Apr 02 2003, 7:10 PM EST Att: 22,878 - Sunny - 72 F	
<b>18 Jason Kendall, R</b> OBP: 0.500, SLG: 1.111 (1, 2)	0-1 P2	2-1 1B			4-1 BB		0-2 E1 1B	3-2 1-H HR		4	1	3	2	1	0	0		
<b>Brian Giles, L</b> OBP: 0.400, SLG: 0.375 (1, 7)	2-0 HR 1B	0-0 L8			1-0 F7		4-0 IBB	1-2 P5		4	1	1	0	1	0	3		
<b>Aramis Ramirez, R</b> OBP: 0.300, SLG: 0.222 (1, 5)	4-0 HR BB			0-0 F9	2-2 L9		1-3 K		1-1 P4	4	1	0	0	1	1	4		
<b>Randall Simon, L</b> OBP: 0.420, SLG: 1.440 Reggie Sanders, R 16 Salomon Torres, R Scott Sauerbeck, R Brian Boehringer, S Rob Mackowiak, L (1, 3) (7, PH) (7, 1) (8, 1) (8, 1) (8, 9)	0-0 1-H 2-H HR			1-0 F9		0-0 G4-3	1-3 K		0-0 G4-3	3	1	1	3	0	0	0		
<b>Matt Stairs, L</b> OBP: 0.600, SLG: 0.500 Mike Williams, R (1, 9) (9, 1)	1-2 1B			1-1 P5		4-1 BB		3-1 HR 1B	0-0 F7	4	1	2	0	1	0	0		
<b>Pokey Reese, R</b> OBP: 0.222, SLG: 0.143 (1, 4)	2-2 G1-3			0-1 G6-3		2-1 F8		1-0 P6		4	0	0	0	0	0	3		
<b>2 Jack Wilson, R</b> (1, 6)		0-0 G3		0-1 F9		0-0 F7		0-0 F7		4	0	0	0	0	0	2		
<b>Kip Wells, R</b> OBP: 0.500, SLG: 0.500 Abraham Nunez, S (7, PH) Kevin Young, R OBP: 0.500, SLG: 2.000 (7, 3)		1-1 FC4-6 1B		1-0 G3			3-1 L7	2-2 1-H HR		2	0	1	0	0	0	0		
<b>Inning Stats</b>	R: 3 E: 0 K: 1 S: 13	H: 3 LOB: 1 BB: 1 P: 23	R: 0 E: 0 K: 0 S: 7	H: 2 LOB: 2 BB: 0 P: 10	R: 0 E: 0 K: 0 S: 4	H: 0 LOB: 0 BB: 0 P: 6	R: 0 E: 0 K: 0 S: 5	H: 0 LOB: 1 BB: 1 P: 11	R: 0 E: 1 K: 2 S: 13	H: 2 LOB: 3 BB: 1 P: 22	R: 4 E: 1 K: 0 S: 15	H: 3 LOB: 0 BB: 0 P: 25	R: 0 E: 0 K: 0 S: 4	H: 0 LOB: 0 BB: 0 P: 5	1B: 7 2B: 0 3B: 0 HR: 3	SF: 0 SAC: 0 DP: 0 HBP: 0		WP: 0 PB: 0 SB: 0 CS: 0
<b>PITCHER</b>	IP WLS BF H R ER SO BB IBB HBP BLK WP HR S P ERA WHIP	IP WLS BF H R ER SO BB IBB HBP BLK WP HR S P ERA WHIP	IP WLS BF H R ER SO BB IBB HBP BLK WP HR S P ERA WHIP	IP WLS BF H R ER SO BB IBB HBP BLK WP HR S P ERA WHIP	IP WLS BF H R ER SO BB IBB HBP BLK WP HR S P ERA WHIP	IP WLS BF H R ER SO BB IBB HBP BLK WP HR S P ERA WHIP	IP WLS BF H R ER SO BB IBB HBP BLK WP HR S P ERA WHIP	IP WLS BF H R ER SO BB IBB HBP BLK WP HR S P ERA WHIP	IP WLS BF H R ER SO BB IBB HBP BLK WP HR S P ERA WHIP	IP WLS BF H R ER SO BB IBB HBP BLK WP HR S P ERA WHIP	IP WLS BF H R ER SO BB IBB HBP BLK WP HR S P ERA WHIP	IP WLS BF H R ER SO BB IBB HBP BLK WP HR S P ERA WHIP	IP WLS BF H R ER SO BB IBB HBP BLK WP HR S P ERA WHIP	IP WLS BF H R ER SO BB IBB HBP BLK WP HR S P ERA WHIP	IP WLS BF H R ER SO BB IBB HBP BLK WP HR S P ERA WHIP	IP WLS BF H R ER SO BB IBB HBP BLK WP HR S P ERA WHIP	IP WLS BF H R ER SO BB IBB HBP BLK WP HR S P ERA WHIP	

AB	38
R	7
H	10
RBI	7
BB	4
SO	3
LOB	16



Batter	1	2	3	4	5	6	7	8	9	AB	R	H	RBI	BB	SO	LOB	BOTTOM			
<b>Barry Larkin, R</b> OBP: 0.333, SLG: 0.375 (1, 6)	1-2 HR 1B		2-2 G6-3		1-1 F8 2B		3-1 P3		1-0 G5-4-3 1-2	5	1	2	0	0	0	1	<b>Pittsburgh Pirates @ Cincinnati Reds</b> Great American Ball Park, Cincinnati, OH Wed Apr 02 2003, 7:10 PM EST Att: 22,878 - Sunny - 72 F			
<b>Aaron Boone, R</b> OBP: 0.111, SLG: 0.222 (1, 4)	1-1 G5-3 1-2		0-1 G6-3		2-1 F8 2-3		0-1 2B		1-3 K	5	0	1	0	0	1	2				
<b>Ken Griffey Jr., L</b> OBP: 0.375, SLG: 0.857 (1, 8)	2-2 P6		2-1 HR		0-0 G3		4-0 IBB			3	1	1	1	1	0	2				
<b>Austin Kearns, R</b> OBP: 0.500, SLG: 0.833 (1, 9)	0-0 2-H HR		4-2 BB		1-1 G4-3 1B		0-1 P5			3	2	2	2	1	0	2				
<b>Adam Dunn, L</b> (1, 7)	1-2 G6-3		2-3 K		0-0 G4-3 1-2			0-3 K		4	0	0	0	0	2	2				
<b>Sean Casey, L</b> OBP: 0.125, SLG: 0.125 (1, 3)		1-2 G4-3		1-0 L7		1-1 G4-3 2-3		1-1 F7		4	0	0	0	0	0	1				
<b>Brandon Larson, R</b> OBP: 0.250, SLG: 0.143 John Riedling, R (1, 5) (9, 1)		1-3 K		0-1 F7		1-0 2B 1B		4-2 BB		3	0	1	1	1	1	0				
<b>Jason LaRue, R</b> OBP: 0.375, SLG: 0.429 (1, 2)		1-0 1B		0-2 G5-3		3-H 1-0 2B		0-0 F7		4	0	2	0	0	0	1				
<b>Ryan Dempster, R</b> Gabe White, L Reggie Taylor, L Josias Manzanillo, R Kent Mercker, L Felipe Lopez, S (1, 1) (7, 1) (7, PH) (8, 1) (8, 1) (8, 9)		0-3 K		3-3 K		1-2 G4-3		1-1 E4 G5-4-3		2	0	0	0	0	2	1				
<b>Inning Stats</b>	R: 2 E: 0 K: 0 S: 12	H: 2 LOB: 0 BB: 0 P: 17	R: 0 E: 0 K: 2 S: 10	H: 1 LOB: 0 BB: 0 P: 13	R: 1 E: 0 K: 1 S: 12	H: 1 LOB: 1 BB: 1 P: 22	R: 0 E: 0 K: 0 S: 6	H: 0 LOB: 0 BB: 0 P: 7	R: 0 E: 0 K: 0 S: 10	H: 1 LOB: 2 BB: 1 P: 11	R: 0 E: 0 K: 0 S: 9	H: 1 LOB: 2 BB: 1 P: 17	R: 0 E: 0 K: 1 S: 8	H: 0 LOB: 1 BB: 1 P: 13	R: 0 E: 1 K: 1 S: 6	H: 0 LOB: 0 BB: 0 P: 9		1B: 4 2B: 3 3B: 0 HR: 2	SF: 0 SAC: 0 DP: 1 HBP: 0	WP: 0 PB: 0 SB: 0 CS: 0
<b>PITCHER</b>	IP WLS BF H R ER SO BB IBB HBP BLK WP HR S P ERA WHIP	IP WLS BF H R ER SO BB IBB HBP BLK WP HR S P ERA WHIP	IP WLS BF H R ER SO BB IBB HBP BLK WP HR S P ERA WHIP	IP WLS BF H R ER SO BB IBB HBP BLK WP HR S P ERA WHIP	IP WLS BF H R ER SO BB IBB HBP BLK WP HR S P ERA WHIP	IP WLS BF H R ER SO BB IBB HBP BLK WP HR S P ERA WHIP	IP WLS BF H R ER SO BB IBB HBP BLK WP HR S P ERA WHIP	IP WLS BF H R ER SO BB IBB HBP BLK WP HR S P ERA WHIP	IP WLS BF H R ER SO BB IBB HBP BLK WP HR S P ERA WHIP	IP WLS BF H R ER SO BB IBB HBP BLK WP HR S P ERA WHIP	IP WLS BF H R ER SO BB IBB HBP BLK WP HR S P ERA WHIP	IP WLS BF H R ER SO BB IBB HBP BLK WP HR S P ERA WHIP	IP WLS BF H R ER SO BB IBB HBP BLK WP HR S P ERA WHIP	IP WLS BF H R ER SO BB IBB HBP BLK WP HR S P ERA WHIP	IP WLS BF H R ER SO BB IBB HBP BLK WP HR S P ERA WHIP	IP WLS BF H R ER SO BB IBB HBP BLK WP HR S P ERA WHIP	IP WLS BF H R ER SO BB IBB HBP BLK WP HR S P ERA WHIP			

AB	35
R	4
H	9
RBI	4
BB	3
SO	6
LOB	12





Batter	1	2	3	4	5	6	7	8	9	AB	R	H	RBI	BB	SO	LOB	TOP				
<b>Pokey Reese, R</b> OBP: 0.143, SLG: 0.083 (1, 4)	G4-3		E3	FC6-4		P3			P5	5	0	0	0	0	0	2					
<b>Rob Mackowiak, L</b> OBP: 0.500, SLG: 0.833 (1, 8)	G6-3		2B		SF8		G5-3		1B	5	2	3	0	0	0	0					
<b>Brian Giles, L</b> OBP: 0.400, SLG: 0.417 (1, 7)	G4-3		HR		P6		1B		F7	4	1	1	1	1	0	2					
<b>Aramis Ramirez, R</b> OBP: 0.400, SLG: 0.417 (1, 5)		E	HR		SF8		P4		FC6-4	3	2	2	1	1	0	1					
<b>Reggie Sanders, R</b> OBP: 0.636, SLG: 1.455 (1, 9)	E7		HR		3-H		1-2		FC6-4	5	2	4	5	0	0	2					
<b>Kevin Young, R</b> OBP: 0.167, SLG: 0.667 (1, 3)	G6-3		L9		K		K			4	0	0	0	0	2	3					
<b>Craig Wilson, R</b> (1, 2)	K			P6		F9		K		4	0	0	0	0	2	1					
<b>2 Jack Wilson, R</b> OBP: 0.167, SLG: 0.182 (1, 6)	G4-3			G4-3		2B		K		4	0	1	0	0	1	1					
<b>Josh Fogg, R</b> OBP: 0.333, SLG: 0.333 (7, 1)			G4-3		FC6-4		K		K	3	0	1	0	0	1	1					
<b>Dennys Reyes, R</b> ERA: 13.5 (7, 1)										0	0	0	0	0	0	0					
<b>Randall Simon, L</b> ERA: 0.273, SLG: 1.000 (8, 1)										1	0	0	0	0	0	0					
<b>Julian Tavaréz, L</b> ERA: 7.71 (8, 1)										0	0	0	0	0	0	0					
<b>Scott Sauerbeck, R</b> ERA: 6.5 (9, 1)										0	0	0	0	0	0	0					
<b>Mike Williams, R</b> ERA: 4.5 (9, 1)										0	0	0	0	0	0	0					
<b>Inning Stats</b>	R: 0 E: 0 K: 0 S: 6	H: 0 LOB: 0 BB: 0 P: 12	R: 1 E: 1 K: 1 S: 11	H: 2 LOB: 1 BB: 0 P: 18	R: 4 E: 1 K: 0 S: 11	H: 3 LOB: 0 BB: 1 P: 19	R: 0 E: 0 K: 0 S: 10	H: 1 LOB: 1 BB: 0 P: 15	R: 2 E: 0 K: 1 S: 11	H: 2 LOB: 0 BB: 0 P: 21	R: 0 E: 0 K: 1 S: 16	H: 1 LOB: 1 BB: 1 P: 26	R: 0 E: 0 K: 3 S: 9	H: 0 LOB: 0 BB: 0 P: 15	R: 0 E: 0 K: 0 S: 10	H: 2 LOB: 2 BB: 0 P: 16	1B: 6 2B: 3 3B: 1 HR: 2	SF: 1 SAC: 0 DP: 0 HBP: 0	WP: 0 PB: 0 SB: 0 CS: 0	PA: 41	
<b>PITCHER</b>	IP	WLS	BF	H	R	ER	SO	BB	IBB	HBP	BLK	WP	HR	S	P	ERA	WHIP				
<b>Jimmy Anderson, L</b> ERA: 13.5 (1, 1)	4.2	L	23	8	7	7	1	1	0	0	0	0	2	46	79	13.50	1.929				
<b>Scott Sullivan, R</b> ERA: (5, 1)	1.1		5	1	0	0	2	0	0	0	0	0	0	14	23	0.00	0.750				
<b>Kent Mercker, L</b> ERA: (7, 1)	0.1		2	0	0	0	0	1	0	0	0	0	0	7	14	0.00	3.000				
<b>Josias Manzanillo, R</b> ERA: 7.71 (7, 1)	1.2		6	1	0	0	4	0	0	0	0	0	0	18	27	0.00	0.600				
<b>Gabe White, L</b> ERA: 6.5 (9, 1)	0.2		3	1	0	0	0	0	0	0	0	0	0	7	13	0.00	1.500				

Pittsburgh Pirates @ Cincinnati Reds  
Great American Ball Park, Cincinnati, OH  
Thu Apr 03 2003, 12:35 PM EST  
Att: 26,096 - Sunny - 72 F

AB 38  
R 7  
H 12  
RBI 7  
BB 2  
SO 7  
LOB 13



Batter	1	2	3	4	5	6	7	8	9	AB	R	H	RBI	BB	SO	LOB	BOTTOM				
<b>Felipe Lopez, S</b> (1, 6) (7, 5)	K	L9		G5-3			HR			3	1	0	0	1	1	3					
<b>Aaron Boone, R</b> OBP: 0.231, SLG: 0.538 (1, 4)	F7		K		G4-6-3		HR			4	1	2	2	0	1	0					
<b>Ken Griffey Jr., L</b> OBP: 0.333, SLG: 0.727 (1, 8)	WP		P4		G4-6-3		G4-3			4	1	1	0	0	0	1					
<b>Austin Kearns, R</b> OBP: 0.500, SLG: 0.667 (1, 9)	E		HR		K				G4-3	3	1	1	0	1	1	0					
<b>Sean Casey, L</b> OBP: 0.167, SLG: 0.417 (1, 3)	F9		HR				F7		G3-1	4	1	1	2	0	0	1					
<b>Brandon Larson, R</b> OBP: 0.248, SLG: 0.190 (7, 1)		F9		P5			F8			3	0	0	0	0	0	0					
<b>Josias Manzanillo, R</b> ERA: 7.71 (7, 1)										0	0	0	0	0	0	0					
<b>Reggie Taylor, L</b> ERA: 15.00, SLG: 0.500 (8, 1)										1	0	0	0	0	0	0					
<b>Wily Mo Peña, R</b> ERA: (8, 1)										0	0	0	0	0	0	0					
<b>Gabe White, L</b> ERA: (9, 1)										0	0	0	0	0	0	0					
<b>Scott Williamson, R</b> ERA: (9, 1)										0	0	0	0	0	0	0					
<b>Adam Dunn, L</b> OBP: 0.167, SLG: 0.091 (1, 7)		BB		1B			F7		F8	3	0	1	0	0	0	0					
<b>Jason LaRue, R</b> OBP: 0.250, SLG: 0.273 (1, 2)		K		F8			P3		F9	4	0	0	0	0	1	2					
<b>Jimmy Anderson, L</b> (1, 1)							G5-3		G6-3	1	0	0	0	1	1	1					
<b>Scott Sullivan, R</b> (5, 1)										0	0	0	0	0	0	0					
<b>Kent Mercker, L</b> (7, 1)										0	0	0	0	0	0	0					
<b>Barry Larkin, R</b> OBP: 0.273, SLG: 0.300 (7, 6)										2	0	0	0	0	0	0					
<b>Inning Stats</b>	R: 1 E: 1 K: 1 S: 12	H: 1 LOB: 1 BB: 1 P: 19	R: 0 E: 0 K: 1 S: 11	H: 0 LOB: 2 BB: 1 P: 20	R: 2 E: 0 K: 1 S: 10	H: 2 LOB: 0 BB: 0 P: 13	R: 0 E: 0 K: 1 S: 15	H: 1 LOB: 1 BB: 0 P: 22	R: 0 E: 0 K: 0 S: 3	H: 0 LOB: 0 BB: 0 P: 5	R: 2 E: 0 K: 0 S: 7	H: 1 LOB: 0 BB: 1 P: 14	R: 0 E: 0 K: 1 S: 8	H: 0 LOB: 0 BB: 0 P: 9	R: 0 E: 0 K: 0 S: 10	H: 0 LOB: 0 BB: 0 P: 15	1B: 3 2B: 1 3B: 0 HR: 2	SF: 0 SAC: 0 DP: 1 HBP: 1	WP: 1 PB: 0 SB: 0 CS: 0	PA: 36	
<b>PITCHER</b>	IP	WLS	BF	H	R	ER	SO	BB	IBB	HBP	BLK	WP	HR	S	P	ERA	WHIP				
<b>Josh Fogg, R</b> ERA: 5.4 (1, 1)	6.2	W	29	6	5	4	5	3	0	0	0	0	0	2	2	0.00	0.000				
<b>Dennys Reyes, L</b> ERA: (7, 1)	0.1	H	1	0	0	0	0	0	0	0	0	0	0	2	2	0.00	0.000				
<b>Julian Tavaréz, R</b> ERA: (8, 1)	0.2	H	2	0	0	0	0	0	0	0	0	0	0	5	6	0.00	0.000				
<b>Scott Sauerbeck, L</b> ERA: (8, 1)	0.2	H	2	0	0	0	1	0	0	0	0	0	0	9	11	0.00	0.000				
<b>Mike Williams, R</b> ERA: (9, 1)	0.2	S	2	0	0	0	0	0	0	0	0	0	0	4	7	0.00	0.000				

Pittsburgh Pirates @ Cincinnati Reds  
Great American Ball Park, Cincinnati, OH  
Thu Apr 03 2003, 12:35 PM EST  
Att: 26,096 - Sunny - 72 F

AB 32  
R 5  
H 6  
RBI 4  
BB 3  
SO 6  
LOB 8

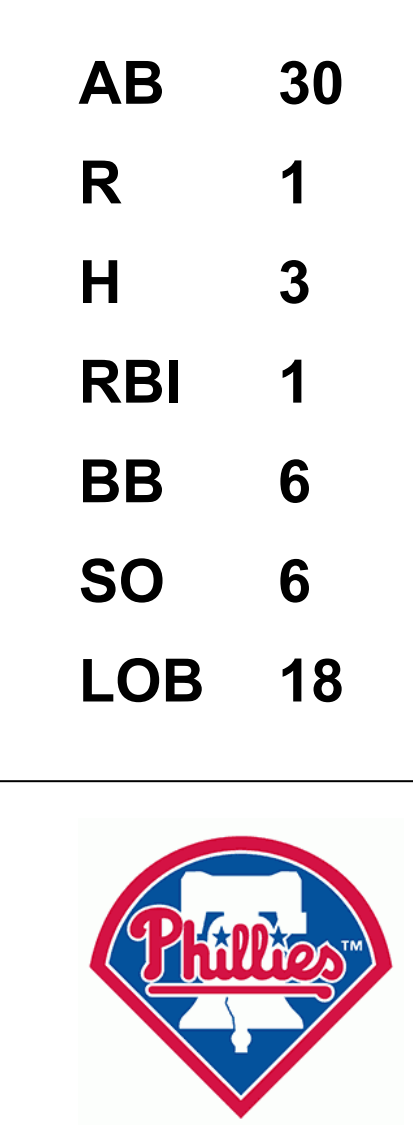




Batter	1	2	3	4	5	6	7	8	9	AB	R	H	RBI	BB	SO	LOB	TOP								
<b>Kenny Lofton, L</b> OBP: 0.333, SLG: 0.500 (1, 8)	F9	F8		G4-3 1B	G5-3			K		5	1	1	0	0	1	1	<b>Pittsburgh Pirates @ Philadelphia Phillies</b> <b>Veterans Stadium, Philadelphia, PA</b> Fri Apr 04 2003, 8:33 AM EST Att: 59,269 - Cloudy - 46 F								
<b>18 Jason Kendall, R</b> OBP: 0.497, SLG: 0.857 (1, 2)	BB 1B	2B 1B		K	G5-3			F8		5	2	2	0	0	1	1									
<b>Brian Giles, L</b> OBP: 0.450, SLG: 0.500 (1, 7)	1B HR	1H 2B		G4-3	F7			16 G4-6-3 BB		4	1	2	1	1	0	1									
<b>Aramis Ramirez, R</b> OBP: 0.400, SLG: 0.333 (1, 5)	HR BB			K	1B HBP			K		3	1	0	0	1	2	1									
<b>Randall Simon, L</b> OBP: 0.500, SLG: 0.917 <b>16 Salomon Torres, R</b> (7, 1)	HR 1B			2 1B	1-3 1B			G4-6-3		4	2	3	2	0	0	0									
<b>Reggie Sanders, R</b> OBP: 0.600, SLG: 1.429 (1, 9)	HR			2 1B	F7			G5-3		3	1	1	4	1	0	2									
<b>Pokey Reese, R</b> OBP: 0.167, SLG: 0.313 (1, 4)	F8			L7	F9			HR		4	1	1	1	0	0	2									
<b>2 Jack Wilson, R</b> OBP: 0.188, SLG: 0.200 (1, 6)	K			1-3 2H 1B	P3			K		4	0	1	1	0	2	0									
<b>Jeff Suppan, R</b> OBP: 0.333, SLG: 0.333 <b>Kevin Young, R</b> OBP: 0.143, SLG: 0.571 (7, 3)				K	K			F8		3	0	1	0	0	2	2									
<b>Inning Stats</b>	R: 5 E: 0 K: 1 S: 13	H: 4 LOB: 0 BB: 1 P: 22	R: 1 E: 0 K: 1 S: 8	H: 2 LOB: 1 BB: 0 P: 10	R: 1 E: 0 K: 2 S: 14	H: 2 LOB: 2 BB: 1 P: 26	R: 1 E: 0 K: 1 S: 13	H: 2 LOB: 2 BB: 0 P: 23	R: 0 E: 0 K: 0 S: 5	H: 1 LOB: 1 BB: 0 P: 6	R: 0 E: 0 K: 0 S: 9	H: 0 LOB: 0 BB: 0 P: 14	R: 1 E: 0 K: 1 S: 11	H: 1 LOB: 0 BB: 0 P: 14	R: 0 E: 0 K: 1 S: 7	H: 0 LOB: 0 BB: 1 P: 10		R: 0 E: 0 K: 1 S: 5	H: 0 LOB: 0 BB: 1 P: 11	1B: 9 2B: 1 3B: 0 HR: 2	SF: 0 SAC: 0 DP: 1 HBP: 1	WP: 0 PB: 0 SB: 1 CS: 0	PA: 41		
<b>PITCHER</b>	IP	WLS	BF	H	R	ER	SO	BB	IBB	HBP	BLK	WP	HR	S	P	ERA	WHIP								
<b>Joe Roa, R</b> ERA: 27.0 (1, 1)	2.0	L	12	6	6	6	2	1	0	0	0	0	1	21	32	27.00	3.500								
<b>Hector Mercado, L</b> ERA: 5.14 (3, 1)	5.0		23	6	3	3	4	1	0	1	0	0	1	52	83	5.40	1.400								
<b>Dan Plesac, L</b> ERA: (8, 1)	1.0		3	0	0	0	1	0	0	0	0	0	0	7	10	0.00	0.000								
<b>Carlos Silva, R</b> ERA: 5.4 (9, 1)	1.0		3	0	0	0	1	1	0	0	0	0	0	5	11	0.00	1.000								

Batter	1	2	3	4	5	6	7	8	9	AB	R	H	RBI	BB	SO	LOB	BOTTOM								
<b>11 Jimmy Rollins, S</b> OBP: 0.200, SLG: 0.158 <b>Dan Plesac, L</b> (8, 1)	G6-3			F7	G6-3			L4		4	0	0	0	0	0	0	<b>Pittsburgh Pirates @ Philadelphia Phillies</b> <b>Veterans Stadium, Philadelphia, PA</b> Fri Apr 04 2003, 8:33 AM EST Att: 59,269 - Cloudy - 46 F								
<b>Carlos Silva, R</b> (9, 1)										0	0	0	0	0	0	0									
<b>Tomas Perez, S</b> OBP: 0.500, SLG: 1.500 (9, PH)										1	0	0	0	0	0	2									
<b>Placido Polanco, R</b> OBP: 0.283, SLG: 0.235 (1, 4)	G5-3			HBP BB	K			G6-3		3	0	0	0	1	1	0									
<b>Bobby Abreu, L</b> OBP: 0.389, SLG: 0.154 (1, 9)	K2-3			HBP BB	WP 1B			BB		2	0	1	0	2	1	0									
<b>Jim Thome, L</b> OBP: 0.611, SLG: 0.800 (1, 3)				F7	K			P6		4	1	1	0	0	1	4									
<b>Pat Burrell, R</b> OBP: 0.278, SLG: 0.200 (1, 7)	G4-3			G4-3				F8		3	0	0	1	0	0	1									
<b>David Bell, R</b> OBP: 0.444, SLG: 0.600 (1, 5)	G3 BB			F9				BB		3	0	1	0	1	0	3									
<b>Mike Lieberthal, R</b> OBP: 0.571, SLG: 0.727 (1, 2)	G3 BB			G5-3				BB		2	0	0	0	2	0	0									
<b>Marlon Byrd, R</b> OBP: 0.176, SLG: 0.188 (1, 8)	G3			G6-3				K		4	0	0	0	0	1	4									
<b>Joe Roa, R</b> (1, 1)				G4-3				K		0	0	0	0	0	0	0									
<b>26 Chase Utley, L</b> (2, PH)										1	0	0	0	0	1	2									
<b>Hector Mercado, L</b> (3, 1)										1	0	0	0	0	0	0									
<b>Nick Punto, S</b> OBP: 0.333, SLG: 0.333 (7, PH)										2	0	0	0	0	1	2									
<b>Inning Stats</b>	R: 0 E: 0 K: 1 S: 13	H: 0 LOB: 0 BB: 0 P: 18	R: 1 E: 0 K: 1 S: 16	H: 2 LOB: 2 BB: 1 P: 27	R: 0 E: 0 K: 0 S: 12	H: 0 LOB: 3 BB: 2 P: 23	R: 0 E: 0 K: 0 S: 8	H: 0 LOB: 0 BB: 0 P: 14	R: 0 E: 0 K: 2 S: 13	H: 1 LOB: 1 BB: 0 P: 19	R: 0 E: 0 K: 0 S: 8	H: 0 LOB: 0 BB: 0 P: 11	R: 0 E: 0 K: 0 S: 4	H: 0 LOB: 0 BB: 0 P: 8	R: 0 E: 0 K: 0 S: 11	H: 0 LOB: 1 BB: 1 P: 19	R: 0 E: 0 K: 2 S: 10	H: 0 LOB: 2 BB: 2 P: 19	1B: 2 2B: 0 3B: 1 HR: 0	SF: 0 SAC: 0 DP: 0 HBP: 1	WP: 1 PB: 0 SB: 0 CS: 0	PA: 37			
<b>PITCHER</b>	IP	WLS	BF	H	R	ER	SO	BB	IBB	HBP	BLK	WP	HR	S	P	ERA	WHIP								
<b>Jeff Suppan, R</b> ERA: 1.5 (1, 1)	6.0	W	25	3	1	1	4	3	0	1	0	0	0	25	46	0.00	1.000								
<b>16 Salomon Torres, R</b> ERA: (7, 1)	3.0	S	12	0	0	0	2	3	0	0	0	0	0	25	46	0.00	1.000								

AB 37  
R 9  
H 12  
RBI 9  
BB 3  
SO 8  
LOB 11





Batter	1	2	3	4	5	6	7	8	9	AB	R	H	RBI	BB	SO	LOB	TOP										
<b>Kenny Lofton, L</b> OBP: 0.300, SLG: 0.421	G6-3	K				FC4-6			G6-3	5	0	1	0	0	1	3	<b>Pittsburgh Pirates @ Philadelphia Phillies</b> <b>Veterans Stadium, Philadelphia, PA</b> Sat Apr 05 2003, 3:05 PM EST Att: 22,693 - Cloudy - 45 F										
<b>18 Jason Kendall, R</b> OBP: 0.474, SLG: 0.765 <b>Brian Boehringer, S</b> OBP: 0.125, SLG: 0.500 <b>Kevin Young, R</b>	1B		G4-6-3	K			K		L3	3	0	1	0	1	2	3											
<b>Brian Giles, L</b> OBP: 0.417, SLG: 0.450	1B		G4-6-3	P3			P5			4	0	1	0	0	0	4											
<b>Aramis Ramirez, R</b> OBP: 0.375, SLG: 0.421	K		1B			F9			F9	4	1	1	0	0	1	2											
<b>Randall Simon, L</b> OBP: 0.438, SLG: 0.750	G3-1		1B			K			G5-3	4	0	1	1	0	1	2											
<b>Matt Stairs, L</b> OBP: 0.375, SLG: 0.286 <b>Joe Beimel, L</b> <b>Julian Tavarez, L</b> <b>Craig Wilson, R</b>		F9	K			F9			K	3	0	0	0	0	1	1											
<b>Pokey Reese, R</b> OBP: 0.227, SLG: 0.350	SH1-4	1B				K			1B	4	0	2	0	0	2	0											
<b>Abraham Nunez, S</b> OBP: 0.333, SLG: 0.333	SH1-4	1B		1B		G4-3			G3-1	4	0	2	0	0	0	1											
<b>Jeff D'Amico, R</b> OBP: 1.000, SLG: 1.000 <b>Rob Mackowiak, L</b> OBP: 0.500, SLG: 0.714	SH1-4			1B		FC4-6			G6-3	1	0	1	0	0	0	0											
<b>Inning Stats</b>	R: 0 E: 0 K: 1 S: 8	H: 1 LOB: 2 BB: 1 P: 15	R: 0 E: 0 K: 1 S: 9	H: 2 LOB: 2 BB: 0 P: 13	R: 1 E: 0 K: 1 S: 11	H: 3 LOB: 1 BB: 0 P: 19	R: 0 E: 0 K: 2 S: 15	H: 3 LOB: 3 BB: 0 P: 23	R: 0 E: 0 K: 1 S: 8	H: 0 LOB: 0 BB: 0 P: 9	R: 0 E: 0 K: 1 S: 11	H: 0 LOB: 1 BB: 1 P: 18	R: 0 E: 0 K: 1 S: 9	H: 0 LOB: 0 BB: 0 P: 13	R: 0 E: 0 K: 1 S: 10	H: 1 LOB: 1 BB: 0 P: 13		R: 0 E: 0 K: 0 S: 5	H: 0 LOB: 0 BB: 0 P: 7	1B: 9 2B: 0 3B: 1 HR: 0	SF: 0 SAC: 1 DP: 1 HBP: 0	WP: 0 PB: 0 SB: 0 CS: 0	PA: 38				
<b>PITCHER</b>	IP	WLS	BF	H	R	ER	SO	BB	IBB	HBP	BLK	WP	HR	S	P	ERA	WHIP										
<b>Kevin Millwood, R</b> ERA: 3.0	3.0		15	6	1	1	3	1	0	0	0	0	0	28	47	3.00	2.333										
<b>Carlos Silva, R</b> ERA: 3.0	2.2	W	12	3	0	0	4	1	0	0	0	0	0	32	48	0.00	1.500										
<b>Dan Plesac, L</b> ERA:	1.1		4	0	0	0	1	0	0	0	0	0	0	11	15	0.00	0.000										
<b>Terry Adams, R</b> ERA:	1.0		4	1	0	0	1	0	0	0	0	0	0	10	13	0.00	1.000										
<b>Jose Mesa, R</b> ERA:	1.0		3	0	0	0	0	0	0	0	0	0	0	5	7	0.00	0.000										

Batter	1	2	3	4	5	6	7	8	9	AB	R	H	RBI	BB	SO	LOB	BOTTOM											
<b>11 Jimmy Rollins, S</b> OBP: 0.346, SLG: 0.440	FC3-6	1B		G1-3						6	4	5	3	0	0	1	<b>Pittsburgh Pirates @ Philadelphia Phillies</b> <b>Veterans Stadium, Philadelphia, PA</b> Sat Apr 05 2003, 3:05 PM EST Att: 22,693 - Cloudy - 45 F											
<b>Placido Polanco, R</b> OBP: 0.360, SLG: 0.318	FC3-6	1B		G5-3		WP	F8	2B	1B	5	4	3	1	1	0	2												
<b>Bobby Abreu, L</b> OBP: 0.417, SLG: 0.353	FC5	FC3-6				F8				4	1	1	3	2	1	4												
<b>Jim Thome, L</b> OBP: 0.583, SLG: 0.750	FC3-6	1B		K		WP	2B	IBB		5	1	2	3	1	2	3												
<b>Pat Burrell, R</b> OBP: 0.292, SLG: 0.286	P4			F7		1B	2B	1B		6	1	2	2	0	0	6												
<b>David Bell, R</b> OBP: 0.455, SLG: 0.556 <b>2 Tyler Houston, L</b> OBP: 0.500, SLG: 0.500 <b>Terry Adams, R</b> <b>Jose Mesa, R</b>	FC6			FC6		PB	1B	FC3-6	HBP	3	1	1	1	0	0	2												
<b>Mike Lieberthal, R</b> OBP: 0.526, SLG: 0.813	P5			G6-3		G4-3				5	1	2	2	0	0	3												
<b>Ricky Ledee, L</b> OBP: 0.667, SLG: 0.667 <b>Marlon Byrd, R</b> OBP: 0.250, SLG: 0.278		K		SH1-3		FC3-6				2	0	1	0	0	1	0												
<b>Kevin Millwood, R</b> <b>Carlos Silva, R</b> <b>Dan Plesac, L</b> <b>Tomas Perez, S</b> OBP: 0.500, SLG: 1.000		K		SH1-3		G5-3				1	0	0	0	0	0	1												
<b>Inning Stats</b>	R: 2 E: 1 K: 0 S: 14	H: 3 LOB: 2 BB: 0 P: 24	R: 0 E: 0 K: 2 S: 10	H: 1 LOB: 0 BB: 0 P: 15	R: 0 E: 0 K: 1 S: 8	H: 0 LOB: 1 BB: 1 P: 16	R: 0 E: 0 K: 0 S: 8	H: 1 LOB: 1 BB: 0 P: 12	R: 4 E: 0 K: 1 S: 18	H: 3 LOB: 1 BB: 1 P: 35	R: 3 E: 0 K: 1 S: 11	H: 3 LOB: 1 BB: 1 P: 20	R: 3 E: 0 K: 0 S: 12	H: 4 LOB: 2 BB: 1 P: 26	R: 4 E: 0 K: 1 S: 18	H: 4 LOB: 1 BB: 1 P: 34		1B: 11 2B: 6 3B: 0 HR: 2	SF: 0 SAC: 1 DP: 0 HBP: 1	WP: 1 PB: 1 SB: 0 CS: 0	PA: 50							
<b>PITCHER</b>	IP	WLS	BF	H	R	ER	SO	BB	IBB	HBP	BLK	WP	HR	S	P	ERA	WHIP											
<b>Jeff D'Amico, R</b> ERA: 8.31	4.1	L	25	8	6	4	3	1	1	1	0	0	0	1	16	28	16.20	2.400										
<b>Joe Beimel, L</b> ERA: 10.13	1.2		9	3	3	3	1	1	0	0	0	0	0	12	26	27.00	5.000											
<b>Julian Tavarez, R</b> ERA: 8.1	1.0		8	4	3	3	0	1	0	0	0	0	0	1	18	34	36.00	5.000										
<b>Brian Boehringer, R</b> ERA: 27.0	1.0		8	4	4	4	1	1	0	0	0	0	0	1	18	34	36.00	5.000										

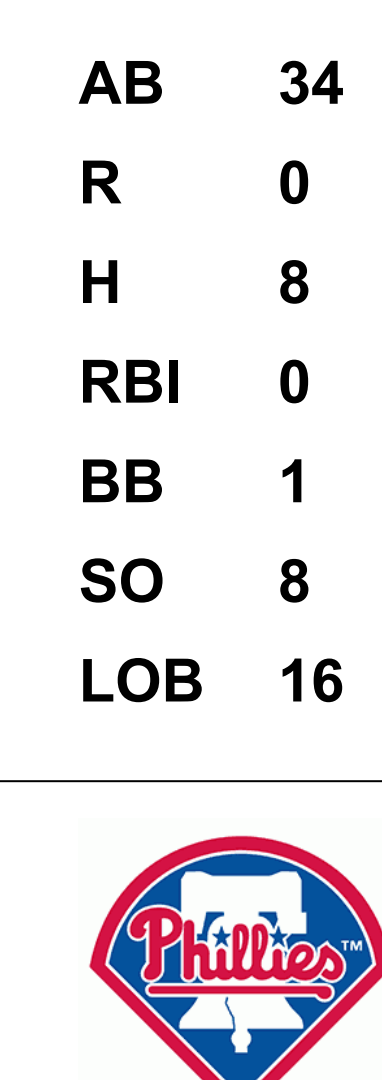




Batter	1	2	3	4	5	6	7	8	9	AB	R	H	RBI	BB	SO	LOB	TOP										
<b>Kenny Lofton, L</b> OBP: 0.320, SLG: 0.417	G1-3		K						G5-3	5	0	2	0	0	1	0	<b>Pittsburgh Pirates @ Philadelphia Phillies</b> <b>Veterans Stadium, Philadelphia, PA</b> Sun Apr 06 2003, 1:35 PM EDT Att: 30,113 - Sunny - 48 F										
<b>18 Jason Kendall, R</b> OBP: 0.500, SLG: 0.714	F8		S						F9	4	0	2	0	1	0	0											
<b>Brian Giles, L</b> OBP: 0.429, SLG: 0.409										2	0	0	1	2	0	4											
<b>Aramis Ramirez, R</b> OBP: 0.321, SLG: 0.348	K		K							4	0	0	0	0	2	7											
<b>Randall Simon, L</b> OBP: 0.421, SLG: 0.667 <b>Kevin Young, R</b> OBP: 0.222, SLG: 0.667										2	0	0	0	1	1	0											
<b>Reggie Sanders, R</b> OBP: 0.474, SLG: 1.111										4	0	0	0	0	3	2											
<b>Rob Mackowiak, L</b> OBP: 0.455, SLG: 0.600 <b>Pokey Reese, R</b> OBP: 0.261, SLG: 0.381										3	0	1	0	0	1	1											
<b>2 Jack Wilson, R</b> OBP: 0.200, SLG: 0.211										4	0	1	0	0	2	2											
<b>Kris Benson, R</b> <b>Scott Sauerbeck, R</b> <b>Brian Boehringer, S</b> <b>Matt Stairs, L</b> OBP: 0.333, SLG: 0.250 <b>Mike Williams, R</b>										3	1	0	0	0	1	2											
<b>Inning Stats</b>	R: 0 E: 0 K: 1 S: 10	H: 0 LOB: 1 BB: 1 P: 17	R: 0 E: 0 K: 3 S: 12	H: 0 LOB: 1 BB: 1 P: 21	R: 0 E: 0 K: 2 S: 12	H: 1 LOB: 2 BB: 1 P: 18	R: 0 E: 0 K: 1 S: 7	H: 0 LOB: 0 BB: 0 P: 11	R: 1 E: 1 K: 1 S: 10	H: 1 LOB: 2 BB: 1 P: 16	R: 0 E: 0 K: 3 S: 11	H: 2 LOB: 2 BB: 0 P: 18	R: 0 E: 0 K: 0 S: 10	H: 2 LOB: 1 BB: 0 P: 19	R: 1 E: 0 K: 0 S: 8	H: 2 LOB: 2 BB: 0 P: 12		R: 0 E: 0 K: 1 S: 8	H: 0 LOB: 0 BB: 0 P: 14	1B: 7 2B: 1 3B: 0 HR: 0	SF: 0 SAC: 0 DP: 2 HBP: 0	WP: 0 PB: 0 SB: 2 CS: 0	PA: 38				
<b>PITCHER</b>	IP	WLS	BF	H	R	ER	SO	BB	IBB	HBP	BLK	WP	HR	S	P	ERA	WHIP										
<b>39 Brett Myers, R</b> ERA:	6.0	L	27	4	1	0	11	4	0	0	0	0	0	62	101	0.00	1.333										
<b>Dan Plesac, L</b> ERA:	0.1		3	2	0	0	0	0	0	0	0	0	0	7	14	0.00	6.000										
<b>Terry Adams, R</b> ERA:	0.2		1	0	0	0	0	0	0	0	0	0	0	3	5	0.00	0.000										
<b>Eric Junge, R</b> ERA: 9.0	1.0		4	2	1	1	0	0	0	0	0	0	0	8	12	9.00	2.000										
<b>Rheal Cormier, L</b> ERA: 15.0	1.0		3	0	0	0	1	0	0	0	0	0	0	8	14	0.00	0.000										

Batter	1	2	3	4	5	6	7	8	9	AB	R	H	RBI	BB	SO	LOB	BOTTOM										
<b>11 Jimmy Rollins, S</b> OBP: 0.333, SLG: 0.414	K		L6							4	0	1	0	0	1	1	<b>Pittsburgh Pirates @ Philadelphia Phillies</b> <b>Veterans Stadium, Philadelphia, PA</b> Sun Apr 06 2003, 1:35 PM EDT Att: 30,113 - Sunny - 48 F										
<b>Placido Polanco, R</b> OBP: 0.414, SLG: 0.385										4	0	3	0	0	0	1											
<b>Bobby Abreu, L</b> OBP: 0.357, SLG: 0.286										4	0	0	0	0	0	4											
<b>Jim Thome, L</b> OBP: 0.500, SLG: 0.625										4	0	0	0	0	0	3											
<b>Pat Burrell, R</b> OBP: 0.250, SLG: 0.240										4	0	0	0	0	3	2											
<b>2 Tyler Houston, L</b> OBP: 0.333, SLG: 0.333										4	0	1	0	0	1	0											
<b>Mike Lieberthal, R</b> OBP: 0.522, SLG: 0.800										4	0	2	0	0	2	1											
<b>Ricky Ledee, L</b> OBP: 0.429, SLG: 0.333										3	0	0	0	1	0	1											
<b>39 Brett Myers, R</b> ERA: 9.0 <b>Dan Plesac, L</b> ERA: 15.0 <b>Terry Adams, R</b> ERA: 21.0 <b>Tommy Perez, S</b> ERA: 21.0 <b>Eric Junge, R</b> ERA: 9.0 <b>Rheal Cormier, L</b> ERA: 15.0										2	0	1	0	0	0	2											
<b>Inning Stats</b>	R: 0 E: 0 K: 1 S: 8	H: 1 LOB: 0 BB: 0 P: 15	R: 0 E: 0 K: 2 S: 15	H: 1 LOB: 2 BB: 1 P: 24	R: 0 E: 0 K: 0 S: 8	H: 1 LOB: 0 BB: 0 P: 16	R: 0 E: 0 K: 2 S: 9	H: 1 LOB: 1 BB: 0 P: 14	R: 0 E: 0 K: 0 S: 7	H: 1 LOB: 1 BB: 0 P: 10	R: 0 E: 0 K: 0 S: 8	H: 0 LOB: 0 BB: 0 P: 15	R: 0 E: 0 K: 1 S: 8	H: 1 LOB: 1 BB: 0 P: 17	R: 0 E: 0 K: 1 S: 11	H: 2 LOB: 2 BB: 0 P: 16		R: 0 E: 0 K: 1 S: 9	H: 0 LOB: 0 BB: 0 P: 15	1B: 7 2B: 2 3B: 0 HR: 0	SF: 0 SAC: 0 DP: 1 HBP: 0	WP: 0 PB: 0 SB: 0 CS: 0	PA: 35				
<b>PITCHER</b>	IP	WLS	BF	H	R	ER	SO	BB	IBB	HBP	BLK	WP	HR	S	P	ERA	WHIP										
<b>Kris Benson, R</b> ERA:	7.0	W	27	6	0	0	6	1	0	0	0	0	0	63	111	0.00	1.000										
<b>Scott Sauerbeck, L</b> ERA:	0.2	H	4	2	0	0	0	0	0	0	0	0	0	8	11	0.00	3.000										
<b>Brian Boehringer, R</b> ERA: 21.0	0.1	H	1	0	0	0	1	0	0	0	0	0	0	3	5	0.00	0.000										
<b>Mike Williams, R</b> ERA:	1.0	S	3	0	0	0	1	0	0	0	0	0	0	9	15	0.00	0.000										

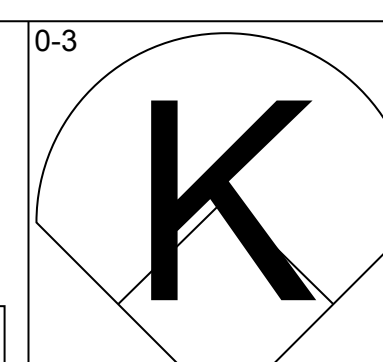
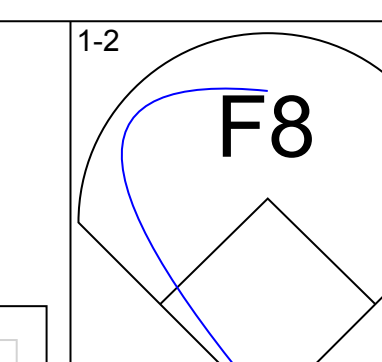
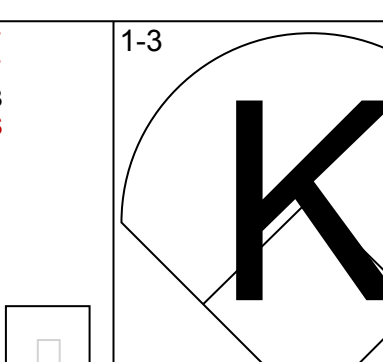
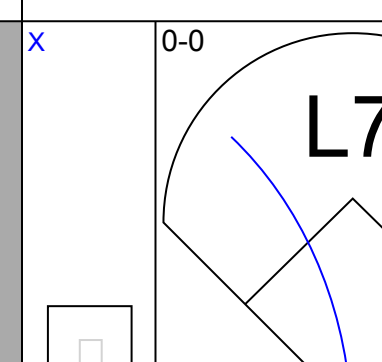
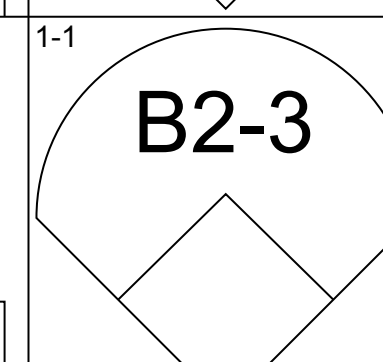
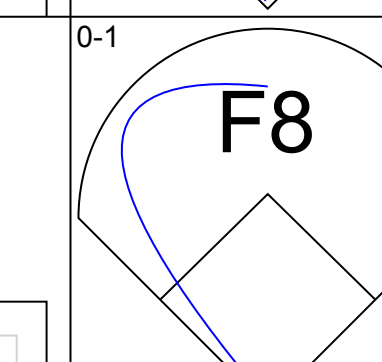
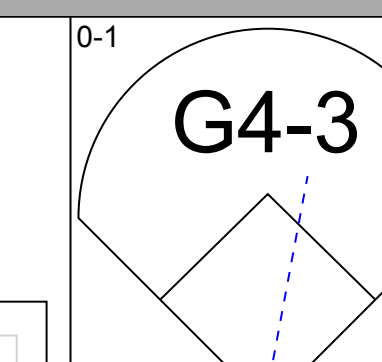
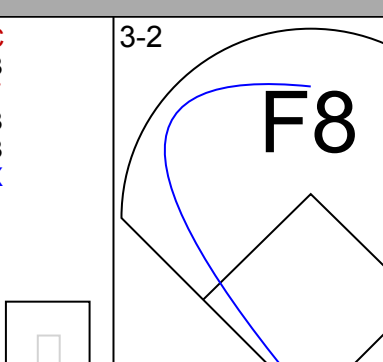
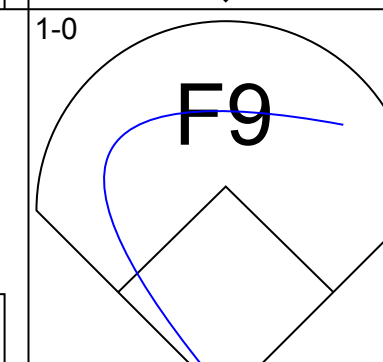
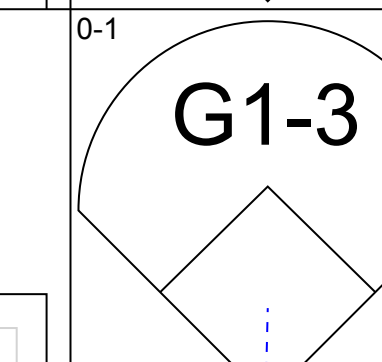
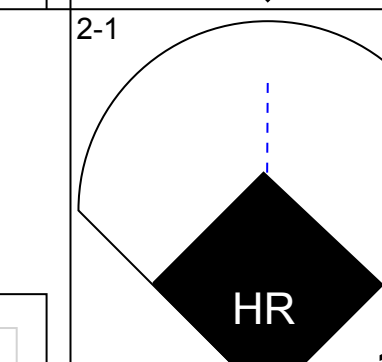
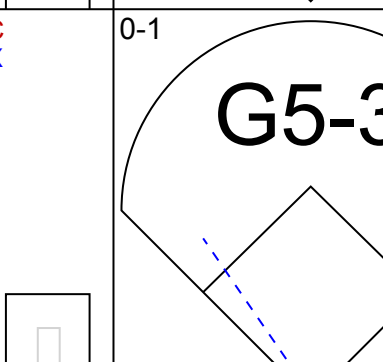
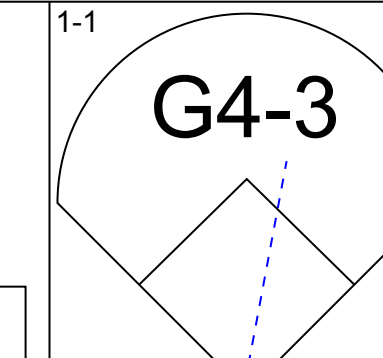
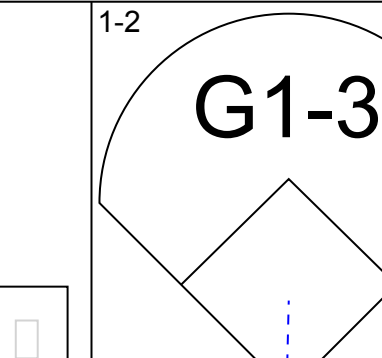
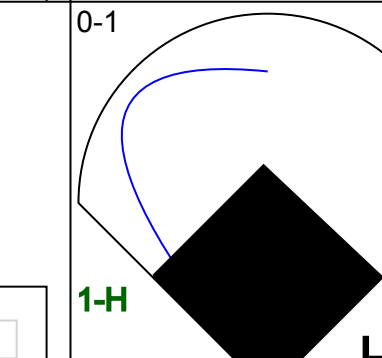
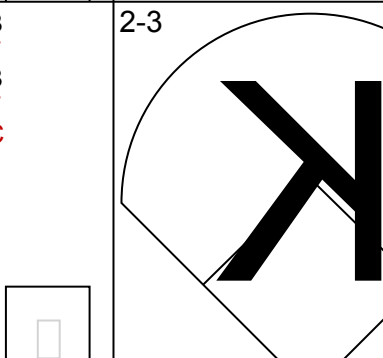
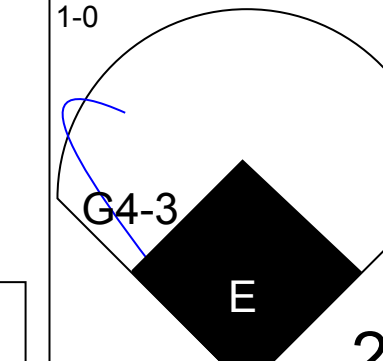
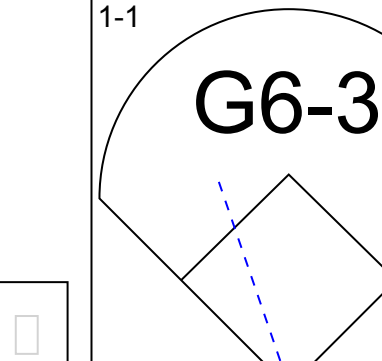
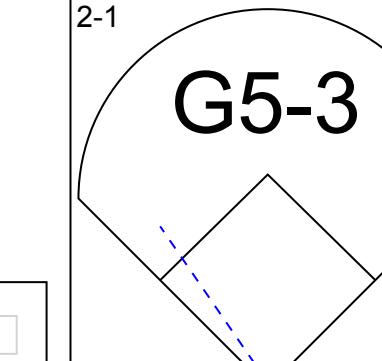
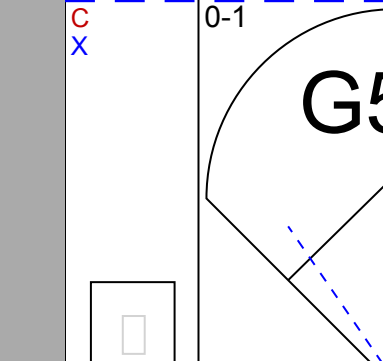
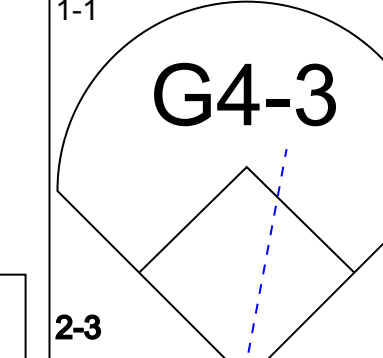
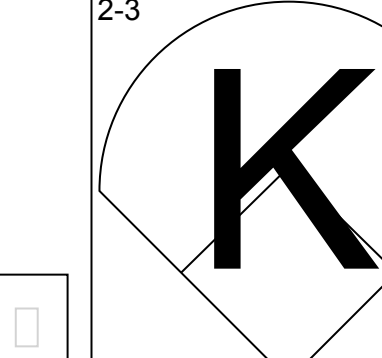
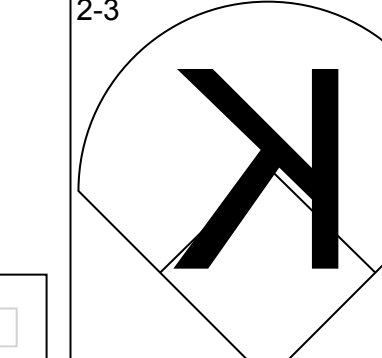
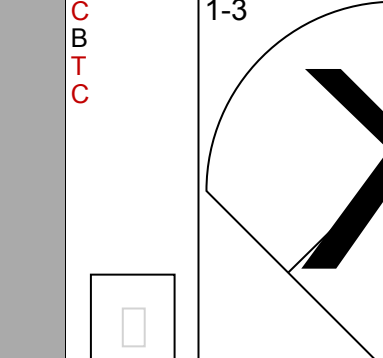
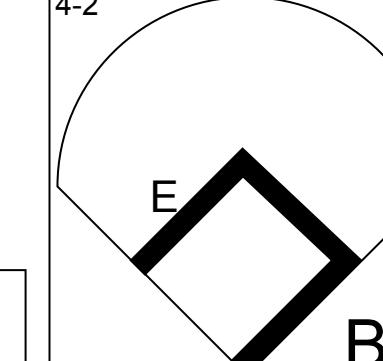
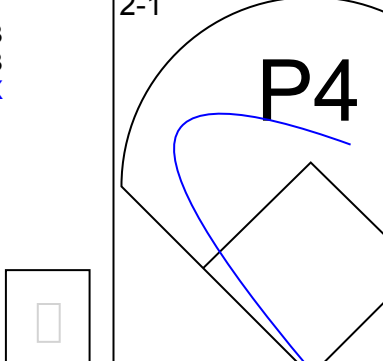
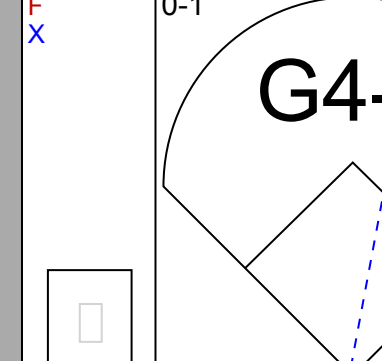
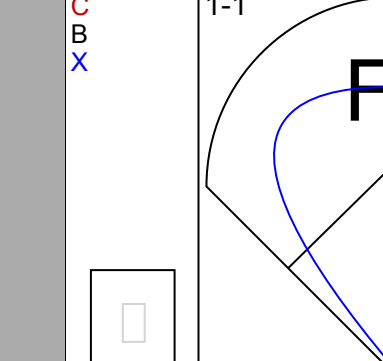
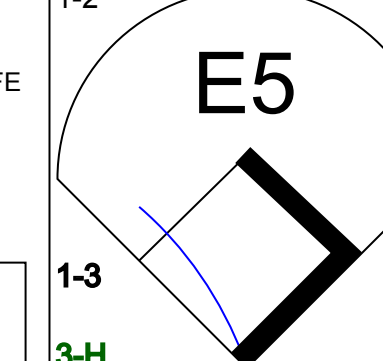
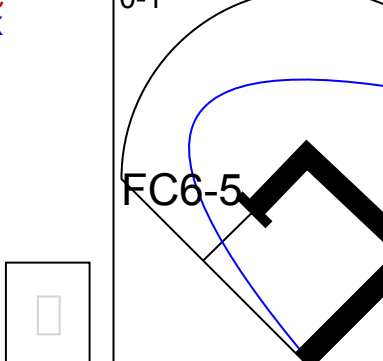
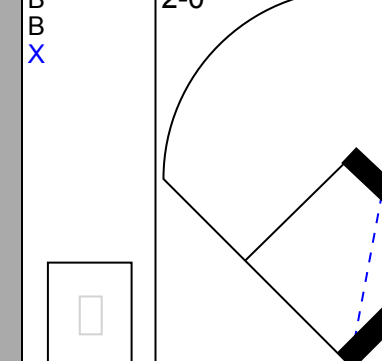
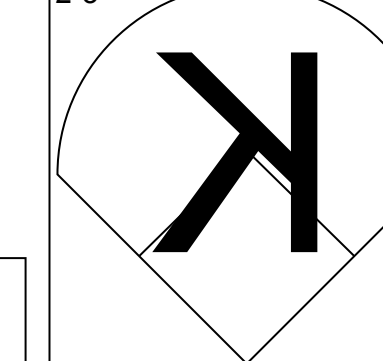
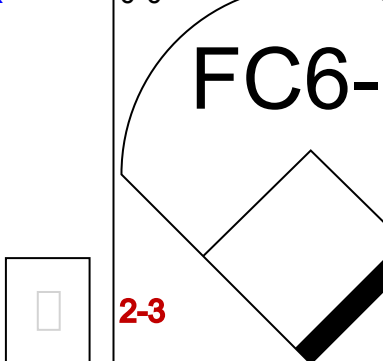
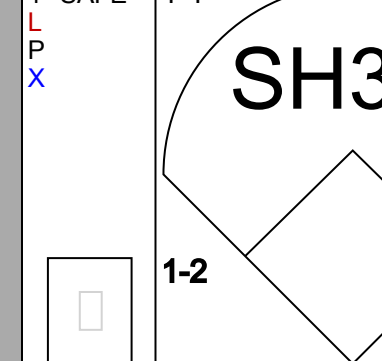
AB 34  
R 2  
H 8  
RBI 2  
BB 4  
SO 12  
LOB 18

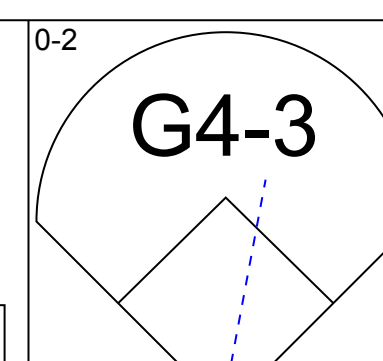
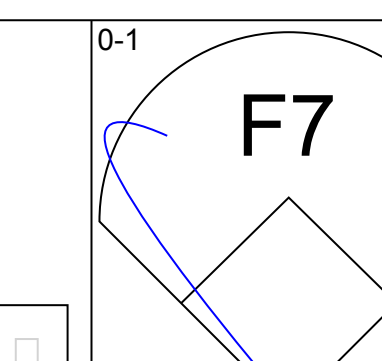
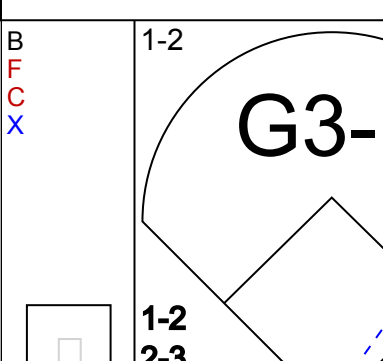
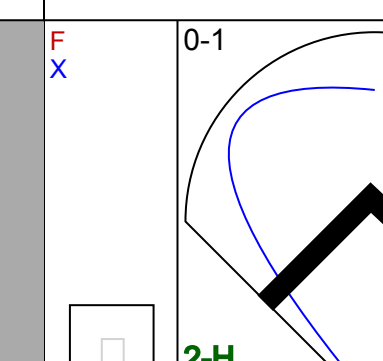
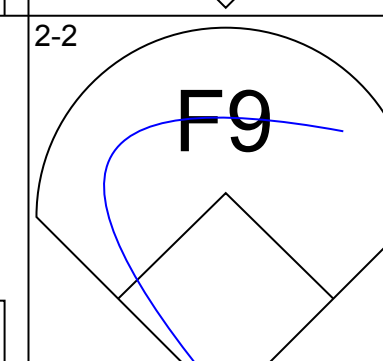
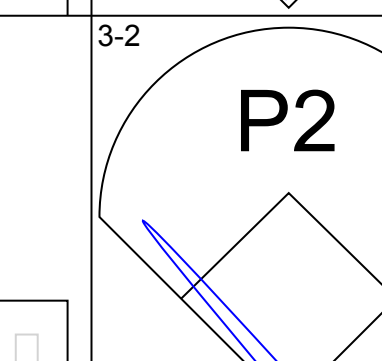
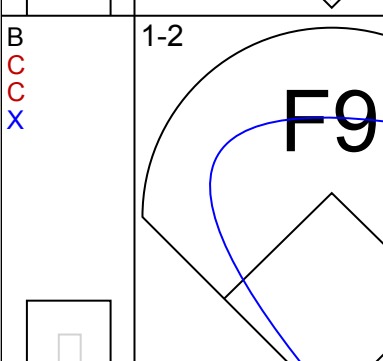
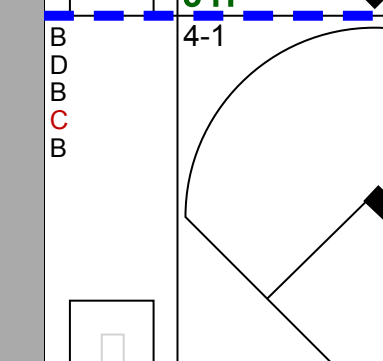
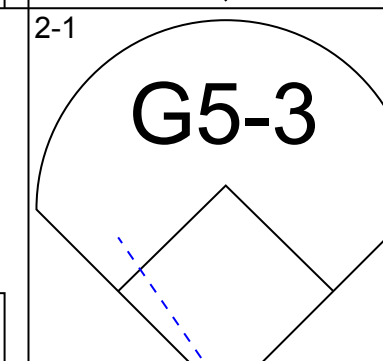
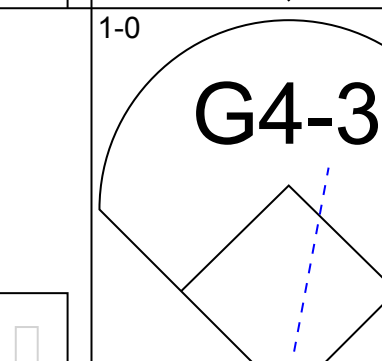
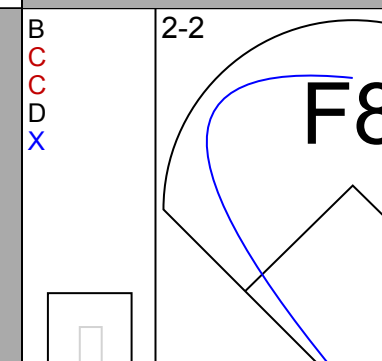
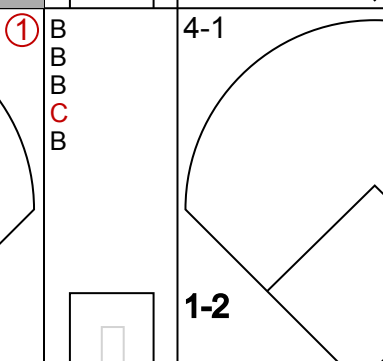
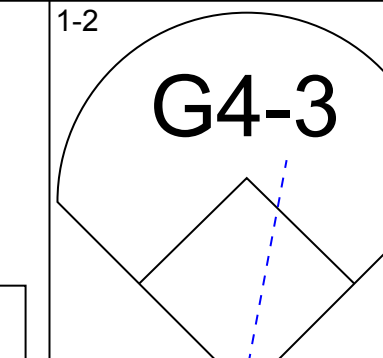
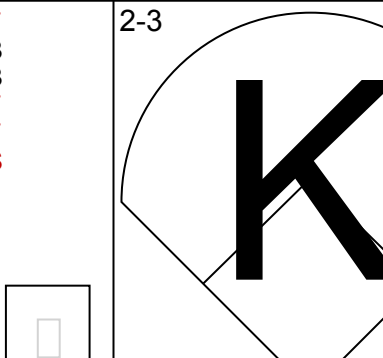
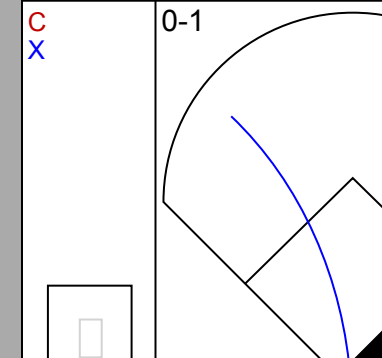
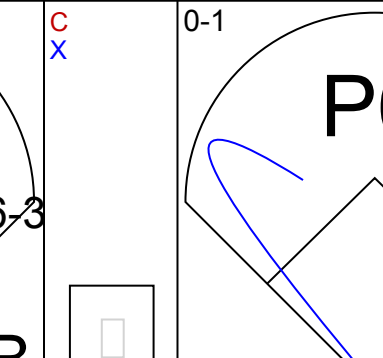
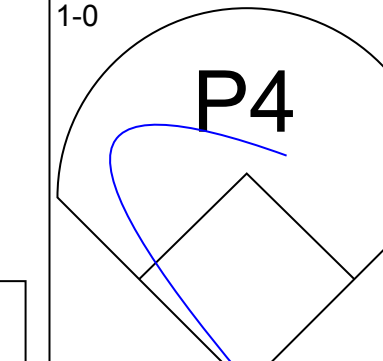
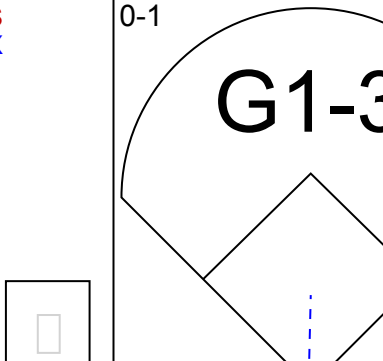
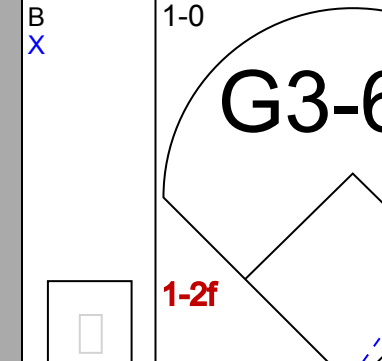
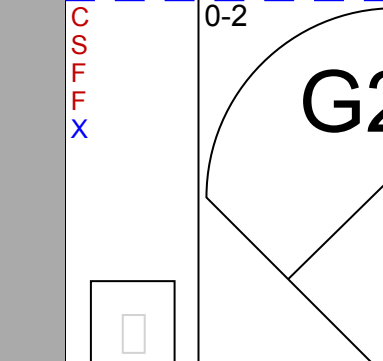
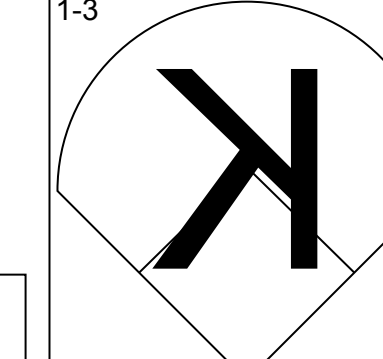
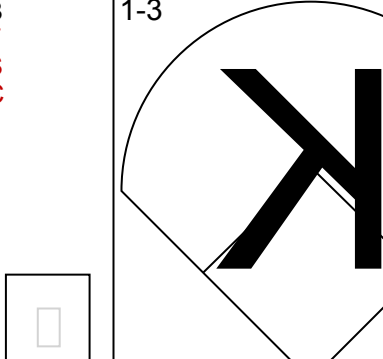
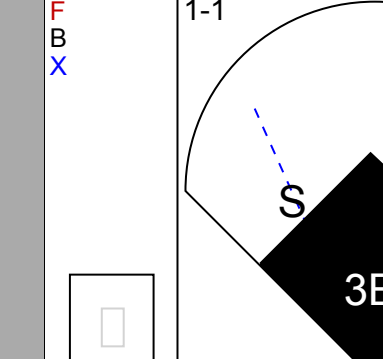
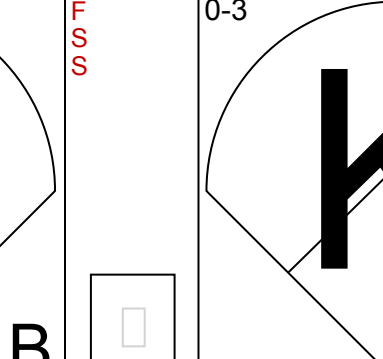
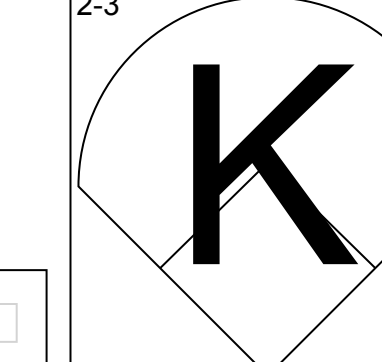
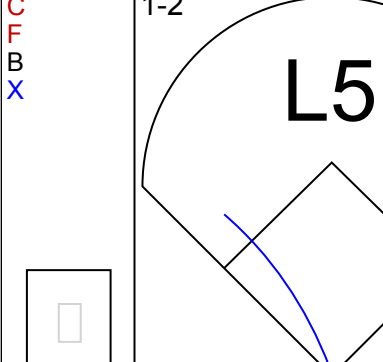
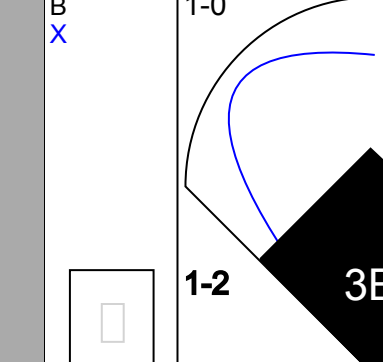
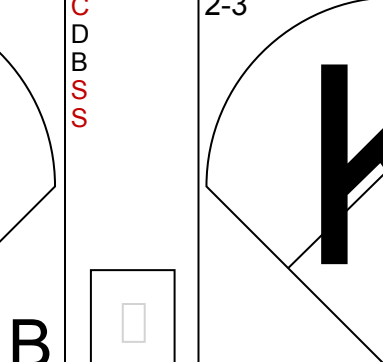
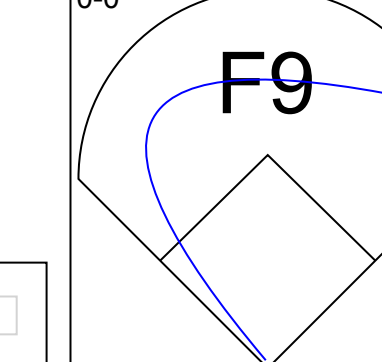
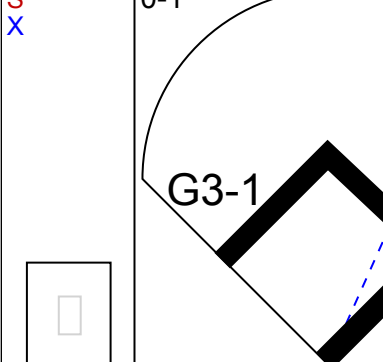
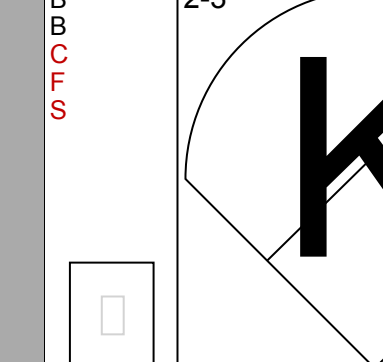
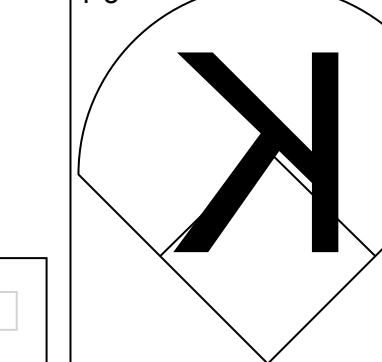
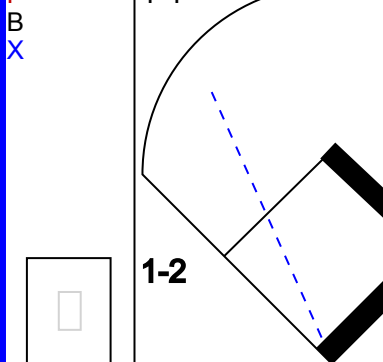
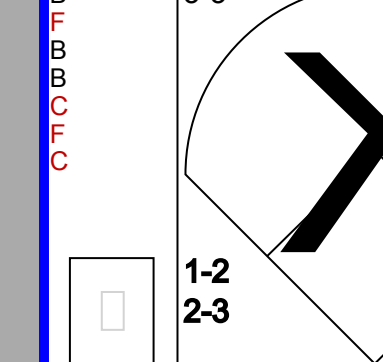








Batter	1	2	3	4	5	6	7	8	9	AB	R	H	RBI	BB	SO	LOB	TOP					
Alex Sanchez, L (1, 8) OBP: 0.250, SLG: 0.294										4	0	0	0	0	2	2	<b>Milwaukee Brewers @ Pittsburgh Pirates</b> PNC Park, Pittsburgh, PA Wed Apr 09 2003, 7:05 PM EDT Att: 23,332 - Cloudy - 47 F					
Eric Young Sr., R (1, 4) OBP: 0.351, SLG: 0.600										4	0	0	0	0	0	0						
Richie Sexson, R (1, 3) OBP: 0.343, SLG: 0.600										4	1	1	0	0	0	0						
Geoff Jenkins, L (1, 7) OBP: 0.250, SLG: 1.000										4	1	1	2	0	1	0						
Wes Helms, R (1, 5) OBP: 0.333, SLG: 0.407										4	1	1	0	0	0	0						
Scott Podsednik, L (1, 9) OBP: 0.333, SLG: 0.286										4	0	0	0	0	3	1						
Keith Osik, R (1, 2) OBP: 0.278, SLG: 0.200										3	0	0	0	1	0	0						
Royce Clayton, R (1, 6) OBP: 0.406, SLG: 0.630										3	0	2	0	0	0	1						
Todd Ritchie, R (1, 1) John Foster, L (8, 1) Luis Vizcaino, R (8, 1) Mike DeJean, R (9, 1)										2	0	0	0	0	1	3						
<b>Inning Stats</b>	R: 0 E: 0 K: 1 S: 6	H: 0 LOB: 0 BB: 0 P: 8	R: 1 E: 1 K: 1 S: 14	H: 1 LOB: 2 BB: 1 P: 24	R: 0 E: 0 K: 0 S: 8	H: 0 LOB: 0 BB: 0 P: 9	R: 0 E: 0 K: 1 S: 9	H: 0 LOB: 0 BB: 0 P: 13	R: 0 E: 0 K: 1 S: 8	H: 1 LOB: 1 BB: 0 P: 11	R: 2 E: 0 K: 1 S: 11	H: 2 LOB: 0 BB: 0 P: 17	R: 0 E: 0 K: 0 S: 7	H: 1 LOB: 1 BB: 0 P: 9	R: 0 E: 0 K: 1 S: 8	H: 0 LOB: 0 BB: 0 P: 13	R: 0 E: 0 K: 1 S: 7	H: 0 LOB: 0 BB: 0 P: 9	1B: 2 2B: 2 3B: 0 HR: 1	SF: 0 SAC: 1 DP: 0 HBP: 0	WP: 0 PB: 0 CS: 0	PA: 34
<b>PITCHER</b>	IP WLS BF H R ER SO BB IBB HBP BLK WP HR S P ERA WHIP																					
Josh Fogg, R (1, 1) ERA: 4.26	6.0 L 24 4 3 2 5 1 0 0 0 0 0 1 56 82 3.00 0.833																					
Brian Boehringer, R (7, 1) ERA: 9.82	2.0 7 1 0 0 1 0 0 0 0 0 0 0 15 22 0.00 0.500																					
Scott Sauerbeck, L (9, 1) ERA:	1.0 3 0 0 0 1 0 0 0 0 0 0 0 7 9 0.00 0.000																					

Batter	1	2	3	4	5	6	7	8	9	AB	R	H	RBI	BB	SO	LOB	BOTTOM			
Kenny Lofton, L (1, 8) OBP: 0.303, SLG: 0.438										4	0	1	2	0	0	2	<b>Milwaukee Brewers @ Pittsburgh Pirates</b> PNC Park, Pittsburgh, PA Wed Apr 09 2003, 7:05 PM EDT Att: 23,332 - Cloudy - 47 F			
18 Jason Kendall, R (1, 2) OBP: 0.438, SLG: 0.679										3	0	0	0	1	0	2				
Brian Giles, L (1, 7) OBP: 0.417, SLG: 0.333										3	0	0	0	1	0	0				
Aramis Ramirez, R (1, 5) OBP: 0.278, SLG: 0.290										4	0	1	0	0	1	3				
Randall Simon, L (1, 3) OBP: 0.348, SLG: 0.545										4	0	0	0	0	0	1				
Reggie Sanders, R (1, 9) OBP: 0.370, SLG: 0.808										4	1	1	0	0	3	0				
Pokey Reese, R (1, 4) OBP: 0.267, SLG: 0.357										4	1	1	0	0	2	0				
2 Jack Wilson, R (1, 6) OBP: 0.192, SLG: 0.200										3	0	1	0	0	1	2				
Josh Fogg, R (1, 1) ERA: 4.26 Matt Stairs, L (6, PH) Brian Boehringer, R (7, 1) Rob Mackowiak, L (8, PH) Craig Wilson, R (8, PH) Scott Sauerbeck, R (9, 1)										1	0	0	0	0	1	0				
<b>Inning Stats</b>	R: 0 E: 0 K: 0 S: 9	H: 0 LOB: 0 BB: 0 P: 13	R: 0 E: 0 K: 1 S: 8	H: 0 LOB: 0 BB: 0 P: 11	R: 0 E: 0 K: 2 S: 7	H: 0 LOB: 0 BB: 0 P: 10	R: 0 E: 0 K: 0 S: 7	H: 0 LOB: 0 BB: 0 P: 11	R: 0 E: 0 K: 2 S: 13	H: 2 LOB: 2 BB: 0 P: 17	R: 0 E: 0 K: 0 S: 6	H: 1 LOB: 0 BB: 0 P: 9	R: 2 E: 0 K: 2 S: 16	H: 3 LOB: 3 BB: 2 P: 31	R: 0 E: 0 K: 2 S: 11	H: 0 LOB: 0 BB: 0 P: 13	1B: 5 2B: 0 3B: 1 HR: 0	SF: 0 SAC: 0 DP: 1 HBP: 0	WP: 0 PB: 0 CS: 0	PA: 34
<b>PITCHER</b>	IP WLS BF H R ER SO BB IBB HBP BLK WP HR S P ERA WHIP																			
Todd Ritchie, R (1, 1) ERA: 4.05	7.1 W 26 5 2 2 6 0 0 0 0 0 0 65 93 2.46 0.682																			
John Foster, L (8, 1) ERA:	0.1 H 2 1 0 0 1 0 0 0 0 0 0 6 9 0.00 3.000																			
Luis Vizcaino, R (8, 1) ERA: 24.0	0.1 H 3 0 0 0 0 2 0 0 0 0 0 4 12 0.00 6.000																			
Mike DeJean, R (9, 1) ERA: 9.82	1.0 S 3 0 0 0 2 0 0 0 0 0 0 11 13 0.00 0.000																			







Batter	1	2	3	4	5	6	7	8	9	AB	R	H	RBI	BB	SO	LOB	TOP										
<b>Kenny Lofton, L</b> (1, 8) OBP: 0.293, SLG: 0.400	G3		1B		G4-3		P3			4	0	1	0	0	0	2	<b>Pittsburgh Pirates @ Chicago Cubs</b> <b>Wrigley Field, Chicago, IL</b> Fri Apr 11 2003, 2:20 PM CDT Att: 33,605 - Sunny - 67 F										
<b>18 Jason Kendall, R</b> (1, 2) OBP: 0.425, SLG: 0.588	1B		1B		L5			L8		3	1	1	0	1	0	0											
<b>Matt Stairs, L</b> (1, 7) OBP: 0.235, SLG: 0.188 <b>Joe Beimel, L</b> (7, 1)	P5		1B		L9-3		F8	L7		3	0	0	0	0	0	2											
<b>Julian Tavarez, L</b> (8, 1) <b>Mike Williams, R</b> (9, 1)	1-2		1B		L9-3			L7		1	0	0	0	0	0	0											
<b>Aramis Ramirez, R</b> (1, 5) OBP: 0.317, SLG: 0.314	1B		1B		1B		L7	WP	1B	3	1	2	1	1	0	0											
<b>Randall Simon, L</b> (1, 3) OBP: 0.367, SLG: 0.655 <b>Kevin Young, R</b> (8, 3) OBP: 0.308, SLG: 0.615	K		1B		1B		K	G6-3		4	0	1	0	0	2	2											
<b>Reggie Sanders, R</b> (1, 9) OBP: 0.355, SLG: 0.733	K		K		K		1B	F7		4	0	1	0	0	2	2											
<b>Pokey Reese, R</b> (1, 4) OBP: 0.265, SLG: 0.355	1B		1B		SF8		F8	K		3	1	1	1	0	1	0											
<b>2 Jack Wilson, R</b> (1, 6) OBP: 0.182, SLG: 0.188	G6-3		1B		F8		1B	P4		4	0	1	0	0	0	1											
<b>Jeff D'Amico, R</b> (1, 1) OBP: 0.333, SLG: 0.333 <b>16 Salomon Torres, R</b> (6, 1)	K		K		K		1B			2	0	0	0	0	2	0											
<b>Rob Mackowiak, L</b> (7, PH) OBP: 0.500, SLG: 0.571	K		K		K		BB			0	0	0	0	0	0	0											
<b>Inning Stats</b>	R: 1 E: 0 K: 1 S: 12	H: 2 LOB: 1 BB: 0 P: 19	R: 1 E: 1 K: 2 S: 10	H: 1 LOB: 0 BB: 0 P: 17	R: 0 E: 0 K: 0 S: 8	H: 1 LOB: 0 BB: 1 P: 17	R: 1 E: 0 K: 1 S: 12	H: 1 LOB: 1 BB: 1 P: 21	R: 0 E: 0 K: 1 S: 12	H: 0 LOB: 0 BB: 0 P: 15	R: 0 E: 0 K: 1 S: 10	H: 2 LOB: 2 BB: 1 P: 18	R: 0 E: 0 K: 1 S: 13	H: 1 LOB: 1 BB: 0 P: 18	R: 0 E: 0 K: 1 S: 7	H: 0 LOB: 0 BB: 0 P: 10	1B: 8 2B: 1 3B: 0 HR: 0	SF: 1 SAC: 0 DP: 1 HBP: 0	WP: 1 PB: 0 SB: 1 CS: 0	PA: 35							
<b>PITCHER</b>	IP	WLS	BF	H	R	ER	SO	BB	IBB	HBP	BLK	WP	HR	S	P	ERA	WHIP										
<b>38 Carlos Zambrano, R</b> (1, 1) ERA: 2.19	6.2	L	27	7	3	2	6	3	0	0	0	0	0	69	115	2.70	1.500										
<b>Mark Guthrie, L</b> (7, 1) ERA: 2.25	0.1	1	0	0	0	0	0	0	0	0	0	0	0	5	8	0.00	0.000										
<b>Dave Veres, R</b> (8, 1) ERA: 7.36	1.0	4	1	0	0	0	0	0	0	0	0	1	0	13	18	0.00	1.000										
<b>Joe Borowski, R</b> (9, 1) ERA:	1.0	3	0	0	0	1	0	0	0	0	0	0	0	7	10	0.00	0.000										

Batter	1	2	3	4	5	6	7	8	9	AB	R	H	RBI	BB	SO	LOB	BOTTOM										
<b>Tom Goodwin, L</b> (1, 8)	K		B2-3		G4-3			K		4	0	0	0	0	2	1	<b>Pittsburgh Pirates @ Chicago Cubs</b> <b>Wrigley Field, Chicago, IL</b> Fri Apr 11 2003, 2:20 PM CDT Att: 33,605 - Sunny - 67 F										
<b>Mark Czuzdzianek, R</b> (1, 4) OBP: 0.415, SLG: 0.487	G4-3				F9		K	G4-3		4	0	0	0	0	1	0											
<b>Alex Gonzalez, R</b> (1, 6) OBP: 0.500, SLG: 0.641	F7				2B		FC4-6	1B		4	1	2	0	0	0	0											
<b>Sammy Sosa, R</b> (1, 9) OBP: 0.523, SLG: 0.414	1B				2B		FC4-6	1B		4	1	2	0	0	0	1											
<b>Moises Alou, R</b> (1, 7) OBP: 0.452, SLG: 0.556	G4-6-3				2B		K	G5-4-3		3	0	2	2	1	1	1											
<b>Eric Karros, R</b> (1, 3) OBP: 0.250, SLG: 0.143	L9				2B			BB		4	0	1	0	0	0	4											
<b>Mark Bellhorn, S</b> (1, 5) OBP: 0.235, SLG: 0.115	G4-6-3				G1		K			3	0	0	0	0	1	3											
<b>Paul Bako, L</b> (1, 2) OBP: 0.455, SLG: 0.600 <b>Damian Miller, R</b> (7, PH) OBP: 0.241, SLG: 0.483	P5				F7		K			2	0	0	0	0	0	0											
<b>38 Carlos Zambrano, S</b> (1, 1) OBP: 0.200, SLG: 0.400 <b>Mark Guthrie, R</b> (7, 1)	G5-3				G5-3		K			0	0	0	0	0	0	0											
<b>Lenny Harris, L</b> (7, PH) OBP: 0.250, SLG: 0.500 <b>Dave Veres, R</b> (8, 1) <b>Joe Borowski, R</b> (9, 1)	2B				2B		K			1	0	0	0	0	0	0											
<b>Inning Stats</b>	R: 0 E: 0 K: 1 S: 9	H: 0 LOB: 0 BB: 0 P: 13	R: 0 E: 0 K: 0 S: 6	H: 2 LOB: 1 BB: 0 P: 8	R: 0 E: 0 K: 0 S: 7	H: 0 LOB: 0 BB: 0 P: 9	R: 2 E: 0 K: 0 S: 11	H: 3 LOB: 0 BB: 0 P: 16	R: 0 E: 0 K: 2 S: 11	H: 1 LOB: 1 BB: 0 P: 23	R: 0 E: 0 K: 3 S: 11	H: 1 LOB: 1 BB: 0 P: 15	R: 0 E: 0 K: 1 S: 7	H: 0 LOB: 0 BB: 0 P: 12	R: 0 E: 0 K: 0 S: 3	H: 0 LOB: 0 BB: 1 P: 8	1B: 5 2B: 4 3B: 0 HR: 0	SF: 0 SAC: 0 DP: 3 HBP: 0	WP: 0 PB: 0 SB: 0 CS: 0	PA: 33							
<b>PITCHER</b>	IP	WLS	BF	H	R	ER	SO	BB	IBB	HBP	BLK	WP	HR	S	P	ERA	WHIP										
<b>Jeff D'Amico, R</b> (1, 1) ERA: 5.79	5.0	W	19	6	2	2	1	0	0	0	0	0	0	42	58	3.60	1.200										
<b>16 Salomon Torres, R</b> (6, 1) ERA: 2.57	1.0	H	4	1	0	0	2	0	0	0	0	0	0	11	23	0.00	1.000										
<b>Joe Beimel, L</b> (7, 1) ERA: 6.75	1.1	H	5	1	0	0	4	0	0	0	0	0	0	15	22	0.00	0.750										
<b>Julian Tavarez, R</b> (8, 1) ERA: 4.5	0.2	H	2	0	0	0	0	0	0	0	0	0	0	3	5	0.00	0.000										
<b>Mike Williams, R</b> (9, 1) ERA:	1.0	S	3	0	0	0	0	1	0	0	0	0	0	3	8	0.00	1.000										





Batter	1	2	3	4	5	6	7	8	9	AB	R	H	RBI	BB	SO	LOB	TOP										
Kenny Lofton, L (1, 8) OBP: 0.289, SLG: 0.372	G6-3		4-2 18 S BB			3-3 K		2-3 K		3	0	0	0	1	2	0	Pittsburgh Pirates @ Chicago Cubs Wrigley Field, Chicago, IL Sat Apr 12 2003, 1:20 PM CDT Att: 35,226 - Cloudy - 45 F										
18 Jason Kendall, R (1, 2) OBP: 0.406, SLG: 0.541	G3-1		3-3 K			0-2 G6-3		4-0 BB		3	0	0	0	1	1												
Kevin Young, R (1, 9) OBP: 0.353, SLG: 0.588	1B		1-0 F9			0-2 1B		1-0 F9		4	0	2	0	0	0	2											
Aramis Ramirez, R (1, 5) OBP: 0.311, SLG: 0.308	K			1-2 CS 1B		0-2 F9			2-2 G5-3	4	0	1	0	0	1	2											
Randall Simon, L (1, 3) OBP: 0.353, SLG: 0.606		0-3 K		0-3 K			1-3 K		0-1 BB 1B	4	0	1	0	0	3	1											
Rob Mackowiak, L (1, 4) OBP: 0.421, SLG: 0.471 Pokey Reese, R (9, PH) OBP: 0.286, SLG: 0.355		2-3 K		3-3 K			1-3 K		4-2 BB 1-2 BB	3	0	0	0	0	3	1											
Craig Wilson, R (1, 7) Matt Stairs, L (9, PH) OBP: 0.222, SLG: 0.176		4-2 BB			1-2 G5-3		4-1 BB		1-3 K	1	0	0	0	2	0	0											
2 Jack Wilson, R (1, 6) OBP: 0.162, SLG: 0.167		0-3 K			0-2 G4-3		0-0 F9		1-2 G4-3	4	0	0	0	0	1	4											
Kris Benson, R (1, 1) Abraham Nunez, S (8, PH) OBP: 0.273, SLG: 0.273 Dennys Reyes, R (8, 1)			0-1 G4-3			3-3 K		1-3 K		2	0	0	0	0	1	0											
										1	0	0	0	0	1	0											
										0	0	0	0	0	0	0											
<b>Inning Stats</b>	R: 0 E: 0 K: 1 S: 7	H: 1 LOB: 1 BB: 0 P: 11	R: 0 E: 0 K: 3 S: 11	H: 0 LOB: 1 BB: 1 P: 17	R: 0 E: 0 K: 1 S: 10	H: 0 LOB: 1 BB: 1 P: 18	R: 0 E: 0 K: 2 S: 9	H: 1 LOB: 1 BB: 0 P: 13	R: 0 E: 0 K: 1 S: 10	H: 0 LOB: 0 BB: 0 P: 14	R: 0 E: 0 K: 1 S: 15	H: 1 LOB: 1 BB: 0 P: 18	R: 0 E: 0 K: 2 S: 8	H: 0 LOB: 1 BB: 1 P: 14	R: 0 E: 0 K: 2 S: 7	H: 0 LOB: 1 BB: 1 P: 15	R: 0 E: 0 K: 1 S: 13	H: 1 LOB: 2 BB: 1 P: 21	1B: 4 2B: 1 3B: 0 HR: 0	SF: 0 SAC: 0 DP: 1 HBP: 0	WP: 0 PB: 0 SB: 1 CS: 1	PA: 35					
<b>PITCHER</b>	IP	WLS	BF	H	R	ER	SO	BB	IBB	HBP	BLK	WP	HR	S	P	ERA	WHIP										
34 Kerry Wood, R (1, 1) ERA: 2.7	8.0	W	30	3	0	0	13	4	0	0	0	0	0	77	120	0.00	0.875										
Mike Remlinger, L (9, 1) ERA: 4.91	0.1		3	1	0	0	0	1	0	0	0	0	0	7	13	0.00	6.000										
Joe Borowski, R (9, 1) ERA:	0.2	S	2	0	0	0	1	0	0	0	0	0	0	6	8	0.00	0.000										

AB	30
R	0
H	4
RBI	0
BB	5
SO	14
LOB	13



Batter	1	2	3	4	5	6	7	8	9	AB	R	H	RBI	BB	SO	LOB	BOTTOM										
Mark Grudzielanek, R (1, 4) OBP: 0.400, SLG: 0.465	F9		1-0 P6			1-1 F8	1-1 1B			4	0	1	1	0	0	0	Pittsburgh Pirates @ Chicago Cubs Wrigley Field, Chicago, IL Sat Apr 12 2003, 1:20 PM CDT Att: 35,226 - Cloudy - 45 F										
Alex Gonzalez, R (1, 6) OBP: 0.458, SLG: 0.581	K		1-1 L6			1-0 G1-3	1-0 P4			4	0	0	0	0	1	1											
Sammy Sosa, R (1, 9) OBP: 0.521, SLG: 0.438	G5-3			0-1 P4		2-2 2B		4-0 FC3-6 BB		3	0	1	0	1	0	0											
Moises Alou, R (1, 7) OBP: 0.435, SLG: 0.513		2-1 L5		1-0 E7		4-0 IBB		2-2 FC3-6 WP		3	0	0	0	1	0	1											
Hee-Seop Choi, L (1, 3) OBP: 0.419, SLG: 0.391		1-3 K		0-3 K		1-1 F8		4-2 BB		3	0	0	0	1	2	3											
Corey Patterson, L (1, 8) OBP: 0.333, SLG: 0.512		2-1 1B 2B		0-3 K			1-1 E9 1B	2-3 K		4	2	1	0	0	2	3											
Mark Bellhorn, S (1, 5) OBP: 0.237, SLG: 0.133		0-1 CS 2H 1B			3-2 F7		0-3 K	2-3 K		4	0	1	1	0	2	3											
Damian Miller, R (1, 2) OBP: 0.281, SLG: 0.594		1-2 CS	0-0 HR		0-2 G3		3-1 34 SH2-4 1B			3	2	2	2	0	0	0											
34 Kerry Wood, R (1, 1) OBP: 0.286, SLG: 0.286 Mike Remlinger, L (9, 1) Joe Borowski, R (9, 1)			0-3 K			2-2 G3		0-1 SH2-4		2	0	0	0	0	1	0											
										0	0	0	0	0	0	0											
										0	0	0	0	0	0	0											
<b>Inning Stats</b>	R: 0 E: 0 K: 1 S: 6	H: 0 LOB: 0 BB: 0 P: 10	R: 1 E: 0 K: 1 S: 11	H: 2 LOB: 0 BB: 0 P: 17	R: 1 E: 0 K: 1 S: 7	H: 1 LOB: 0 BB: 0 P: 9	R: 0 E: 1 K: 2 S: 9	H: 0 LOB: 1 BB: 0 P: 10	R: 0 E: 0 K: 0 S: 8	H: 0 LOB: 0 BB: 0 P: 14	R: 2 E: 1 K: 1 S: 12	H: 2 LOB: 1 BB: 0 P: 18	R: 0 E: 0 K: 2 S: 11	H: 0 LOB: 2 BB: 2 P: 25	R: 0 E: 0 K: 2 S: 13	H: 0 LOB: 2 BB: 2 P: 21	1B: 3 2B: 2 3B: 0 HR: 1	SF: 0 SAC: 1 DP: 0 HBP: 0	WP: 1 PB: 0 SB: 1 CS: 1	PA: 35							
<b>PITCHER</b>	IP	WLS	BF	H	R	ER	SO	BB	IBB	HBP	BLK	WP	HR	S	P	ERA	WHIP										
Kris Benson, R (1, 1) ERA: 0.89	7.0	L	29	6	4	2	6	0	0	0	0	0	0	62	95	2.57	0.857										
Dennys Reyes, L (8, 1) ERA:	1.0		5	0	0	0	2	2	0	0	0	1	0	11	25	0.00	2.000										










Batter	1	2	3	4	5	6	7	8	9	AB	R	H	RBI	BB	SO	LOB	TOP										
Roger Cedeno, S (1, 8) OBP: 0.224, SLG: 0.244	1-2 P4		0-3 K		1-0 CS		1-0 G4-3			4	0	1	0	0	1	2											
Roberto Alomar, S (1, 4) OBP: 0.339, SLG: 0.377	2-2 G6-3			1-2 F8	1-2 CS	0-2 S		2-1 L6		4	1	1	0	0	0	0											
Cliff Floyd, L (1, 7) Scott Strickland, R (8, 1) Tony Clark, S (9, 3) OBP: 0.200, SLG: 0.600	0-1 L5			0-0 F8		3-0 31 F9		0-1 F9		4	0	1	1	0	0	0											
31 Mike Piazza, R (1, 2) OBP: 0.216, SLG: 0.147		1-0 F9		4-0 BB		0-0 F9		3-3 K		3	0	0	0	1	1												
Mo Vaughn, L (1, 3) Armando Benitez, R (9, 1)	2-2 P5			1-1 G3		1-0 F7		1-1 F7		4	0	0	0	0	0	2											
Ty Wigginton, R (1, 5) OBP: 0.446, SLG: 0.578	2-1 L6			0-0 E6		1-0 F7		1-1 L7		4	1	0	0	0	0	1											
Jeremy Burnitz, L (1, 9) OBP: 0.327, SLG: 0.521			0-1 FC5-4		0-0 HR		1-1 SH1-4		1-3 K	4	1	3	2	0	1	0											
Rey Sanchez, R (1, 6) OBP: 0.196, SLG: 0.140			0-1 FC5-4		1-1 L5		0-1 L9			3	0	0	0	0	0	2											
Tom Glavine, L (1, 1) Jaime Cerda, L (7, 1) Tsuyoshi Shinjo, R (8, 7) OBP: 0.250, SLG: 0.273			0-0 SH2-3		1-0 G1-3		1-1 SH1-4			1	0	0	0	0	0	0											
<b>Inning Stats</b>	R: 0 E: 0 K: 0 S: 13	H: 0 LOB: 0 BB: 0 P: 16	R: 0 E: 0 K: 0 S: 7	H: 0 LOB: 0 BB: 0 P: 12	R: 0 E: 0 K: 1 S: 9	H: 1 LOB: 1 BB: 0 P: 9	R: 0 E: 0 K: 0 S: 6	H: 0 LOB: 1 BB: 1 P: 12	R: 2 E: 1 K: 0 S: 8	H: 2 LOB: 0 BB: 0 P: 12	R: 1 E: 0 K: 0 S: 7	H: 2 LOB: 1 BB: 0 P: 12	R: 0 E: 0 K: 0 S: 7	H: 1 LOB: 1 BB: 0 P: 10	R: 0 E: 0 K: 1 S: 7	H: 0 LOB: 0 BB: 0 P: 10	R: 0 E: 0 K: 1 S: 7	H: 0 LOB: 0 BB: 0 P: 10	1B: 4 2B: 1 3B: 0 HR: 1	SF: 0 SAC: 2 DP: 0 HBP: 0	WP: 0 PB: 0 SB: 1 CS: 1	PA: 35					
<b>PITCHER</b>	IP	WLS	BF	H	R	ER	SO	BB	IBB	HBP	BLK	WP	HR	S	P	ERA	WHIP										
Josh Fogg, R (1, 1) ERA: 3.66	7.0	L	28	6	3	2	1	1	0	0	0	0	1	57	83	2.57	1.000										
Joe Beimel, L (8, 1) ERA: 4.5	2.0		6	0	0	0	2	0	0	0	0	0	0	14	22	0.00	0.000										

New York Mets @ Pittsburgh Pirates  
PNC Park, Pittsburgh, PA  
Tue Apr 15 2003, 7:05 PM EDT  
Att: 14,728 - Sunny - 75 F


AB 31  
R 3  
H 6  
RBI 3  
BB 1  
SO 3  
LOB 8



Batter	1	2	3	4	5	6	7	8	9	AB	R	H	RBI	BB	SO	LOB	BOTTOM										
Kenny Lofton, L (1, 8) OBP: 0.278, SLG: 0.333	2-1 G1-3				0-0 B5-3		1-0 F8		1-1 FC3-6	5	0	0	0	0	0	7											
18 Jason Kendall, R (1, 2) OBP: 0.377, SLG: 0.500	1-1 G5-3		3-2 F7			1-3 K		1-2 BB	5	0	1	0	0	1	2												
Aramis Ramirez, R (1, 5) OBP: 0.321, SLG: 0.326	1-0 FC6-4		0-0 G6-3		3-2 F8		3-2 P3		0-0 FC6-4	4	0	1	0	0	0	1											
Kevin Young, R (1, 3) OBP: 0.286, SLG: 0.476	0-0 FC6-4		2-3 K			2-1 F8		1-1 K	3	0	0	0	0	1	1												
Randall Simon, L (8, PH) OBP: 0.333, SLG: 0.541	1-2 FC6-4									1	0	0	0	0	1												
Reggie Sanders, R (1, 7) OBP: 0.385, SLG: 0.647		4-1 G6-3		1-3 K		4-2 FC5-4		4-1 BB	1	1	0	0	3	1	0												
Craig Wilson, R (1, 9)	1-2 G6-3		3-3 K		0-0 FC5-4		2-3 K			4	0	0	0	0	2	4											
Pokey Reese, R (1, 4) ERA: 2.91	2-2 P6		2-0 L8			3-1 BB		4-1 FC3-6	3	0	1	0	0	0	1												
Rob Mackowiak, L (8, PH) OBP: 0.375, SLG: 0.381						1-2 BB		1-2 BB	0	0	0	0	1	0	0												
Abraham Nunez, S (1, 6) OBP: 0.250, SLG: 0.200		4-0 BB			2-3 K		0-0 F8		3-3 K	3	0	0	0	1	2	3											
Josh Fogg, R (1, 1) OBP: 0.333, SLG: 0.333	1-1 BB		0-2 G5-3			4-2 BB		1-2 FC3-6	2	0	1	1	0	0	0												
Adam Hyzdu, R (7, PH)										0	0	0	0	1	0	0											
Joe Beimel, L (8, 1)										0	0	0	0	0	0	0											
Matt Stairs, L (8, PH) OBP: 0.250, SLG: 0.211	1-2 BB									1	0	1	0	0	0	0											
Kip Wells, R (8, PR) OBP: 0.400, SLG: 0.400	3-1 BB									0	0	0	0	0	0	0											
<b>Inning Stats</b>	R: 0 E: 0 K: 0 S: 6	H: 1 LOB: 1 BB: 0 P: 10	R: 1 E: 0 K: 0 S: 10	H: 1 LOB: 2 BB: 2 P: 23	R: 0 E: 0 K: 1 S: 8	H: 0 LOB: 0 BB: 0 P: 13	R: 0 E: 0 K: 2 S: 8	H: 0 LOB: 0 BB: 0 P: 14	R: 0 E: 0 K: 1 S: 9	H: 0 LOB: 0 BB: 0 P: 11	R: 0 E: 0 K: 1 S: 10	H: 0 LOB: 0 BB: 0 P: 16	R: 0 E: 0 K: 0 S: 11	H: 1 LOB: 3 BB: 2 P: 23	R: 0 E: 0 K: 2 S: 16	H: 1 LOB: 2 BB: 1 P: 28	R: 0 E: 0 K: 1 S: 14	H: 1 LOB: 2 BB: 1 P: 23	1B: 5 2B: 0 3B: 0 HR: 0	SF: 0 SAC: 0 DP: 0 HBP: 0	WP: 0 PB: 0 SB: 1 CS: 0	PA: 38					
<b>PITCHER</b>	IP	WLS	BF	H	R	ER	SO	BB	IBB	HBP	BLK	WP	HR	S	P	ERA	WHIP										
Tom Glavine, L (1, 1) ERA: 2.91	6.1	W	25	3	1	1	5	2	1	0	0	0	0	57	100	1.42	0.789										
Jaime Cerda, L (7, 1) ERA: 4.05	0.2	H	3	0	0	0	0	1	0	0	0	0	0	5	10	0.00	1.500										
Scott Strickland, R (8, 1) ERA: 2.08	1.0	H	5	1	0	0	2	1	0	0	0	0	0	16	28	0.00	2.000										
Armando Benitez, R (9, 1) ERA: 6.48	1.0	S	5	1	0	0	1	1	0	0	0	0	0	14	23	0.00	2.000										

New York Mets @ Pittsburgh Pirates  
PNC Park, Pittsburgh, PA  
Tue Apr 15 2003, 7:05 PM EDT  
Att: 14,728 - Sunny - 75 F

AB 32  
R 1  
H 5  
RBI 1  
BB 6  
SO 8  
LOB 20






Batter	1	2	3	4	5	6	7	8	9	AB	R	H	RBI	BB	SO	LOB	TOP								
Roger Cedeno, S (1, 8) OBP: 0.212, SLG: 0.229 Tsuoyoshi Shinjo, R (7, PH) OBP: 0.231, SLG: 0.250 (7, 8)	G6-3		FC4-6 1B		G4-3		G4-3			3	0	0	0	0	0	1									
Roberto Alomar, S (1, 4) OBP: 0.349, SLG: 0.386	F7									4	1	2	0	0	1	0									
Cliff Floyd, L (1, 7) OBP: 0.321, SLG: 0.426			L7							4	0	1	0	0	0	3									
31 Mike Piazza, R (1, 2) OBP: 0.220, SLG: 0.237	K									4	1	1	1	0	1	2									
Mo Vaughn, L (1, 3) OBP: 0.279, SLG: 0.333		G6-3								3	1	1	1	1	0	0									
Ty Wigginton, R (1, 5) OBP: 0.424, SLG: 0.542 David Weathers, R (7, 1) Graeme Lloyd, L (8, 1) Timo Perez, L (9, PH) OBP: 0.269, SLG: 0.333	E5									3	0	0	0	0	0	1									
Jeromy Burnitz, L (1, 9) OBP: 0.321, SLG: 0.500	L6-3									4	0	1	0	0	0	1									
Rey Sanchez, R (1, 6) OBP: 0.184, SLG: 0.130 Tony Clark, S (9, PH) OBP: 0.186, SLG: 0.563			G5-3							3	0	0	0	0	0	1									
David Cone, L (1, 1) OBP: 0.250, SLG: 0.250 Jaime Cerda, L (6, 1) Jay Bell, R (6, 5) OBP: 0.286, SLG: 0.167	E5									2	0	0	0	0	0	0									
<b>Inning Stats</b>	R: 0 E: 0 K: 1 S: 14	H: 1 LOB: 1 BB: 0 P: 20	R: 0 E: 1 K: 0 S: 8	H: 0 LOB: 0 BB: 0 P: 14	R: 0 E: 1 K: 0 S: 14	H: 1 LOB: 2 BB: 0 P: 16	R: 1 E: 0 K: 0 S: 10	H: 1 LOB: 0 BB: 0 P: 17	R: 0 E: 0 K: 0 S: 7	H: 0 LOB: 0 BB: 0 P: 10	R: 1 E: 1 K: 0 S: 9	H: 1 LOB: 1 BB: 1 P: 18	R: 0 E: 0 K: 0 S: 9	H: 1 LOB: 1 BB: 1 P: 17	R: 0 E: 0 K: 1 S: 9	H: 0 LOB: 0 BB: 0 P: 11	R: 1 E: 0 K: 1 S: 7	H: 1 LOB: 0 BB: 0 P: 13	1B: 4 2B: 1 3B: 0 HR: 2	SF: 0 SAC: 0 DP: 3 HBP: 0	WP: 0 PB: 0 SB: 0 CS: 0	PA: 35			
<b>PITCHER</b>	IP	WLS	BF	H	R	ER	SO	BB	IBB	HBP	BLK	WP	HR	S	P	ERA	WHIP								
Jeff Suppan, R (1, 1) ERA: 1.4 Scott Sauerbeck, L (7, 1) ERA: 1.4 Brian Boehringer, R (9, 1) ERA: 11.81	6.0	W	24	4	2	1	1	1	0	0	0	0	1	62	95	1.50	0.833								
Jeff Suppan, R (1, 1) ERA: 1.4 Scott Sauerbeck, L (7, 1) ERA: 1.4 Brian Boehringer, R (9, 1) ERA: 11.81	2.0	H	7	1	0	0	1	1	0	0	0	0	0	18	28	0.00	1.000								
Jeff Suppan, R (1, 1) ERA: 1.4 Scott Sauerbeck, L (7, 1) ERA: 1.4 Brian Boehringer, R (9, 1) ERA: 11.81	1.0		4	1	1	1	1	0	0	0	0	0	1	7	13	9.00	1.000								

**New York Mets @ Pittsburgh Pirates**  
PNC Park, Pittsburgh, PA  
Wed Apr 16 2003, 7:05 PM EDT  
Att: 12,609 - Cloudy - 72 F


AB 33  
R 3  
H 6  
RBI 2  
BB 2  
SO 3  
LOB 10



Batter	1	2	3	4	5	6	7	8	9	AB	R	H	RBI	BB	SO	LOB	BOTTOM								
Kenny Lofton, L (1, 8) OBP: 0.271, SLG: 0.309	G1-3									4	1	0	0	1	0	4									
18 Jason Kendall, R (1, 2) OBP: 0.362, SLG: 0.471	F8									5	0	1	1	0	0	0									
Aramis Ramirez, R (1, 5) OBP: 0.333, SLG: 0.400										4	2	2	1	0	0	1									
Randall Simon, L (1, 3) OBP: 0.333, SLG: 0.550 Scott Sauerbeck, R (7, 1) Brian Boehringer, S (9, 1)										3	0	1	0	0	0	1									
Reggie Sanders, R (1, 7) OBP: 0.395, SLG: 0.632										4	2	2	0	0	1	2									
Matt Stairs, L (1, 9) OBP: 0.273, SLG: 0.238 Adam Hyzdu, R (6, PH) OBP: 0.667, SLG: 1.000										2	0	1	0	0	0	0									
Pokey Reese, R (1, 4) OBP: 0.261, SLG: 0.333										4	0	1	1	0	2	2									
2 Jack Wilson, R (1, 6) OBP: 0.182, SLG: 0.167										3	0	1	0	1	0	2									
Jeff Suppan, R (1, 1) ERA: 6.43 Kevin Young, R (6, PH) OBP: 0.304, SLG: 0.478 (7, 3)										2	0	1	0	0	1	1									
<b>Inning Stats</b>	R: 1 E: 0 K: 1 S: 13	H: 2 LOB: 1 BB: 0 P: 22	R: 0 E: 0 K: 2 S: 10	H: 0 LOB: 1 BB: 1 P: 19	R: 1 E: 0 K: 0 S: 14	H: 1 LOB: 1 BB: 1 P: 26	R: 0 E: 0 K: 0 S: 14	H: 2 LOB: 2 BB: 0 P: 21	R: 0 E: 0 K: 0 S: 5	H: 0 LOB: 0 BB: 0 P: 7	R: 1 E: 0 K: 1 S: 15	H: 3 LOB: 2 BB: 0 P: 27	R: 3 E: 0 K: 1 S: 14	H: 4 LOB: 1 BB: 0 P: 19	R: 0 E: 0 K: 0 S: 6	H: 0 LOB: 0 BB: 0 P: 9	1B: 8 2B: 3 3B: 0 HR: 1	SF: 0 SAC: 0 DP: 0 HBP: 0	WP: 0 PB: 0 SB: 1 CS: 0	PA: 38					
<b>PITCHER</b>	IP	WLS	BF	H	R	ER	SO	BB	IBB	HBP	BLK	WP	HR	S	P	ERA	WHIP								
David Cone, R (1, 1) ERA: 6.43 Jaime Cerda, L (6, 1) ERA: 3.52 David Weathers, R (7, 1) ERA: 3.18 Graeme Lloyd, L (8, 1) ERA: 4.5	5.0	L	23	6	3	3	3	2	0	0	0	0	0	14	26	0.00	2.000								
David Cone, R (1, 1) ERA: 6.43 Jaime Cerda, L (6, 1) ERA: 3.52 David Weathers, R (7, 1) ERA: 3.18 Graeme Lloyd, L (8, 1) ERA: 4.5	1.0		5	2	0	0	1	0	0	0	0	0	0	14	19	27.00	4.000								
David Cone, R (1, 1) ERA: 6.43 Jaime Cerda, L (6, 1) ERA: 3.52 David Weathers, R (7, 1) ERA: 3.18 Graeme Lloyd, L (8, 1) ERA: 4.5	1.0		3	0	0	0	0	0	0	0	0	0	0	6	9	0.00	0.000								

**New York Mets @ Pittsburgh Pirates**  
PNC Park, Pittsburgh, PA  
Wed Apr 16 2003, 7:05 PM EDT  
Att: 12,609 - Cloudy - 72 F

AB 36  
R 6  
H 12  
RBI 6  
BB 2  
SO 5  
LOB 15





Batter	1	2	3	4	5	6	7	8	9	AB	R	H	RBI	BB	SO	LOB	TOP								
<b>Roberto Alomar, S</b> OBP: 0.368, SLG: 0.383 (1, 4)										3	2	1	0	2	0	1									
<b>Timo Perez, L</b> OBP: 0.267, SLG: 0.321 (1, 8)										4	1	1	0	0	0	1									
<b>Cliff Floyd, L</b> OBP: 0.316, SLG: 0.412 <b>Tsuyoshi Shinjo, R</b> OBP: 0.214, SLG: 0.231 (1, 7)										4	1	1	0	0	1	5									
<b>31 Mike Piazza, R</b> OBP: 0.261, SLG: 0.349 (1, 2)										5	2	3	1	0	0	1									
<b>Mo Vaughn, L</b> OBP: 0.333, SLG: 0.439 <b>Jason Middlebrook, R</b> (9, 1)										5	0	4	4	0	0	0									
<b>Ty Wigginton, R</b> OBP: 0.406, SLG: 0.509 (1, 5)										5	0	1	0	0	1	4									
<b>Jeremy Burnitz, L</b> OBP: 0.317, SLG: 0.536 (1, 9)										4	1	1	1	0	1	4									
<b>Rey Sanchez, R</b> OBP: 0.170, SLG: 0.120 (1, 6)										4	0	0	0	0	0	2									
<b>Jae Weong Seo, R</b> OBP: 0.143, SLG: 0.143 <b>Roger Cedeno, S</b> OBP: 0.238, SLG: 0.224 <b>Scott Strickland, R</b> <b>Graeme Lloyd, L</b> <b>Tony Clark, S</b> OBP: 0.188, SLG: 0.563 (1, 1)										3	0	1	0	0	2	0									
<b>Inning Stats</b>	R: 1 E: 0 K: 0 S: 16	H: 2 LOB: 2 BB: 1 P: 27	R: 1 E: 0 K: 0 S: 6	H: 2 LOB: 0 BB: 0 P: 10	R: 1 E: 1 K: 0 S: 12	H: 2 LOB: 2 BB: 0 P: 19	R: 0 E: 0 K: 2 S: 15	H: 2 LOB: 0 BB: 0 P: 21	R: 0 E: 0 K: 0 S: 6	H: 0 LOB: 0 BB: 0 P: 9	R: 0 E: 0 K: 0 S: 7	H: 0 LOB: 0 BB: 0 P: 11	R: 3 E: 1 K: 0 S: 21	H: 3 LOB: 2 BB: 1 P: 34	R: 0 E: 0 K: 0 S: 7	H: 0 LOB: 0 BB: 0 P: 13	R: 1 E: 0 K: 1 S: 9	H: 1 LOB: 0 BB: 0 P: 14	1B: 9 2B: 2 3B: 0 HR: 2	SF: 0 SAC: 1 DP: 2 HBP: 0	WP: 0 PB: 0 SB: 1 CS: 0	PA: 42			
<b>PITCHER</b>	IP	WLS	BF	H	R	ER	SO	BB	IBB	HBP	BLK	WP	HR	S	P	ERA	WHIP								
<b>Jeff D'Amico, R</b> ERA: 5.02 <b>Dennys Reyes, L</b> ERA: 2.45 <b>Julian Tavaréz, R</b> ERA: 4.7 <b>16 Salomon Torres, R</b> ERA: 3.0	5.0	L	24	9	3	2	2	1	0	0	0	0	0	17	28	3.60	2.000								

**New York Mets @ Pittsburgh Pirates**  
PNC Park, Pittsburgh, PA  
Thu Apr 17 2003, 7:05 PM EDT  
Att: 11,299 - Cloudy - 54 F

AB	39
R	7
H	13
RBI	6
BB	2
SO	5
LOB	18



Batter	1	2	3	4	5	6	7	8	9	AB	R	H	RBI	BB	SO	LOB	BOTTOM								
<b>Kenny Lofton, L</b> OBP: 0.270, SLG: 0.305 (1, 8)										4	0	1	0	0	0	0									
<b>18 Jason Kendall, R</b> OBP: 0.387, SLG: 0.481 (1, 2)										3	0	2	1	0	0	0									
<b>Aramis Ramirez, R</b> OBP: 0.311, SLG: 0.370 (1, 5)										4	0	0	0	0	0	4									
<b>Randall Simon, L</b> OBP: 0.348, SLG: 0.545 (1, 3)										4	0	2	0	0	0	2									
<b>Reggie Sanders, R</b> OBP: 0.383, SLG: 0.619 (1, 7)										4	1	1	0	0	0	3									
<b>Matt Stairs, L</b> OBP: 0.269, SLG: 0.240 (1, 9)										4	0	1	0	0	0	2									
<b>Pokey Reese, R</b> OBP: 0.260, SLG: 0.326 (1, 4)										4	0	1	0	0	1	2									
<b>2 Jack Wilson, R</b> OBP: 0.188, SLG: 0.174 (1, 6)										4	0	1	1	0	0	2									
<b>Jeff D'Amico, R</b> OBP: 0.256, SLG: 0.250 <b>Rob Mackowiak, L</b> OBP: 0.260, SLG: 0.304 <b>Dennys Reyes, R</b> <b>Julian Tavaréz, L</b> <b>Abraham Nunez, S</b> <b>16 Salomon Torres, R</b> <b>Craig Wilson, R</b> (1, 1)										1	0	0	0	0	1	0									
<b>Inning Stats</b>	R: 0 E: 0 K: 0 S: 9	H: 0 LOB: 0 BB: 0 P: 11	R: 0 E: 0 K: 0 S: 5	H: 1 LOB: 0 BB: 0 P: 8	R: 0 E: 0 K: 1 S: 7	H: 0 LOB: 0 BB: 0 P: 10	R: 0 E: 0 K: 0 S: 18	H: 2 LOB: 2 BB: 0 P: 26	R: 0 E: 0 K: 1 S: 13	H: 1 LOB: 1 BB: 0 P: 20	R: 0 E: 0 K: 0 S: 6	H: 0 LOB: 1 BB: 0 P: 11	R: 0 E: 0 K: 0 S: 11	H: 1 LOB: 1 BB: 0 P: 18	R: 1 E: 0 K: 0 S: 13	H: 2 LOB: 1 BB: 1 P: 20	R: 1 E: 0 K: 2 S: 14	H: 2 LOB: 1 BB: 0 P: 19	1B: 8 2B: 1 3B: 0 HR: 0	SF: 0 SAC: 0 DP: 2 HBP: 1	WP: 1 PB: 0 SB: 0 CS: 0	PA: 36			
<b>PITCHER</b>	IP	WLS	BF	H	R	ER	SO	BB	IBB	HBP	BLK	WP	HR	S	P	ERA	WHIP								
<b>Jae Weong Seo, R</b> ERA: 3.12 <b>Scott Strickland, R</b> ERA: 2.89 <b>Graeme Lloyd, L</b> ERA: 4.15 <b>Jason Middlebrook, R</b> ERA: 9.0	7.0	W	26	5	0	0	2	1	0	0	0	0	0	10	17	13.50	4.500								

**New York Mets @ Pittsburgh Pirates**  
PNC Park, Pittsburgh, PA  
Thu Apr 17 2003, 7:05 PM EDT  
Att: 11,299 - Cloudy - 54 F

AB	34
R	2
H	9
RBI	2
BB	1
SO	4
LOB	17





Batter	1	2	3	4	5	6	7	8	9	AB	R	H	RBI	BB	SO	LOB	TOP				
Mark Grudzielanek, R OBP: 0.400, SLG: 0.500	1-2 E 1B	1-0 F8		0-0 F7			3-2 1B		1-0 1B G1-4-3	5	2	3	1	0	0	1					
Alex Gonzalez, R OBP: 0.405, SLG: 0.471	0-1 BB 1B	0-0 L5			1-1 G6-4-3 1B		1-2 P4		1-2 G1-4-3 1B	5	1	3	2	0	0	1					
Sammy Sosa, R OBP: 0.526, SLG: 0.667	1-1 BB 2B		2-2 F8		1-1 G6-4-3 1-2 1B		3-1 F8		0-1 G1-4-3	5	1	1	1	0	0	3					
Moises Alou, R OBP: 0.412, SLG: 0.500	4-0 2B SF7	1-2 2B	4-2 S BB		2-3 K			1-1 G5-3	3	1	0	0	2	1	1						
Hee-Seop Choi, L OBP: 0.519, SLG: 0.694	3-2 2B		2-3 K		1-2 K		3-2 FC3-6 1B		3-1 G3	4	0	2	2	0	1	1					
Corey Patterson, L OBP: 0.333, SLG: 0.492	0-0 SF7		2-2 F9			0-0 FC3-6 1-2 1B		0-3 K		3	0	0	1	0	1	2					
Mark Bellhorn, S OBP: 0.375, SLG: 0.367	2-3 K			1-1 L9		4-0 G1-4-3 IBB			2-2 SH5-3 2B 1B	3	1	1	0	1	1	1	AB 32				
Damian Miller, R OBP: 0.327, SLG: 0.532	0-2 G5-3		4-1 SH2 BB		1-0 G1-4-3 1-2 1B				0-1 SH5-3	2	0	0	0	1	0	3	R 7				
Matt Clement, R Kyle Farnsworth, R Lenny Harris, L Joe Borowski, R		1-2 G6-3		0-0 SH2			1-3 K		4-0 2B 1B IBB	2	0	0	0	0	1	0	H 10				
	R: 4 E: 1 K: 1 S: 23	H: 4 LOB: 1 BB: 1 P: 34	R: 0 E: 0 K: 0 S: 5	H: 0 LOB: 0 BB: 0 P: 7	R: 0 E: 0 K: 1 S: 12	H: 0 LOB: 1 BB: 1 P: 22	R: 0 E: 0 K: 0 S: 5	H: 0 LOB: 1 BB: 1 P: 10	R: 0 E: 0 K: 1 S: 7	H: 1 LOB: 0 BB: 0 P: 11	R: 0 E: 0 K: 1 S: 12	H: 1 LOB: 1 BB: 0 P: 20	R: 0 E: 0 K: 1 S: 7	H: 0 LOB: 0 BB: 0 P: 11	R: 3 E: 0 K: 0 S: 13	H: 3 LOB: 1 BB: 1 P: 21	1B: 8 2B: 2 3B: 0 HR: 0	SF: 1 SAC: 2 DP: 2 HBP: 0	WP: 0 PB: 0 SB: 2 CS: 0	PA: 40	
PITCHER	IP	WLS	BF	H	R	ER	SO	BB	IBB	HBP	BLK	WP	HR	S	P	ERA	WHIP				
Kris Benson, R ERA: 1.98	7.0	L	30	7	4	4	4	3	1	0	0	0	0	69	117	5.14	1.429				
Joe Beimel, L ERA: 3.95	1.0		3	0	0	0	1	0	0	0	0	0	0	7	11	0.00	0.000				
Julian Tavaroz, R ERA: 7.27	1.0		7	3	3	3	0	0	1	0	0	0	0	13	21	27.00	3.000				

Chicago Cubs @ Pittsburgh Pirates  
PNC Park, Pittsburgh, PA  
Fri Apr 18 2003, 7:05 PM EDT  
Att: 15,037 - Overcast - 50 F

AB	32
R	7
H	10
RBI	7
BB	5
SO	5
LOB	13



Batter	1	2	3	4	5	6	7	8	9	AB	R	H	RBI	BB	SO	LOB	BOTTOM				
Kenny Lofton, L OBP: 0.269, SLG: 0.290	4-0 S 18 G3 BB		2-2 G1-3		1-0 P4		3-2 F7			3	0	0	0	1	0	0					
18 Jason Kendall, R OBP: 0.376, SLG: 0.456	3-2 G3		0-0 G6-3		1-1 F8			4-1 G4-6-3 BB		3	0	0	0	1	0	1					
Aramis Ramirez, R OBP: 0.308, SLG: 0.351	1-3 K		4-1 BB		0-0 L4			0-2 G4-6-3 1-2 1B		3	0	0	0	1	1	2					
Matt Stairs, L OBP: 0.267, SLG: 0.214	1-3 K		1-0 G6-3		4-1 HBP BB			0-2 G6-3		3	0	0	0	1	1	2					
Reggie Sanders, R OBP: 0.412, SLG: 0.711		3-2 S 2 1B 2B		2-3 K		1-1 HBP			1-0 HR	3	2	2	1	0	1	0					
Rob Mackowiak, L OBP: 0.310, SLG: 0.308		2-1 F7		0-0 E1		2-3 K			2-3 K	4	0	0	0	0	2	3					
Pokey Reese, R OBP: 0.241, SLG: 0.300		2-3 K		3-3 K		1-3 K			3-3 K	4	0	0	0	0	4	4	AB 30				
2 Jack Wilson, R OBP: 0.192, SLG: 0.180		1-1 K		0-3 K			3-3 K		0-1 F8	4	0	1	1	0	2	1	R 2				
Kris Benson, R Abraham Nunez, S Joe Beimel, L Julian Tavaroz, L		3-0 G5-3			0-1 G4-3		1-3 K			2	0	0	0	0	0	1	H 3				
	R: 0 E: 0 K: 2 S: 9	H: 0 LOB: 1 BB: 1 P: 18	R: 1 E: 0 K: 1 S: 15	H: 2 LOB: 1 BB: 0 P: 23	R: 0 E: 0 K: 0 S: 7	H: 0 LOB: 1 BB: 1 P: 14	R: 0 E: 0 K: 3 S: 11	H: 0 LOB: 1 BB: 0 P: 16	R: 0 E: 0 K: 0 S: 5	H: 0 LOB: 0 BB: 0 P: 7	R: 0 E: 0 K: 2 S: 10	H: 0 LOB: 2 BB: 1 P: 18	R: 0 E: 0 K: 0 S: 11	H: 0 LOB: 0 BB: 1 P: 11	R: 1 E: 0 K: 2 S: 11	H: 1 LOB: 0 BB: 0 P: 17	1B: 1 2B: 1 3B: 0 HR: 1	SF: 0 SAC: 0 DP: 1 HBP: 1	WP: 0 PB: 0 SB: 3 CS: 0	PA: 35	
PITCHER	IP	WLS	BF	H	R	ER	SO	BB	IBB	HBP	BLK	WP	HR	S	P	ERA	WHIP				
Matt Clement, R ERA: 2.59	7.0	W	28	2	1	1	10	3	0	1	0	0	0	68	114	1.29	0.714				
Kyle Farnsworth, R ERA: 2.45	1.0	H	3	0	0	0	0	1	0	0	0	0	0	7	11	0.00	1.000				
Joe Borowski, R ERA: 0.93	1.0		4	1	1	1	2	0	0	0	0	0	1	11	17	9.00	1.000				

Chicago Cubs @ Pittsburgh Pirates  
PNC Park, Pittsburgh, PA  
Fri Apr 18 2003, 7:05 PM EDT  
Att: 15,037 - Overcast - 50 F

AB	30
R	2
H	3
RBI	2
BB	4
SO	12
LOB	14









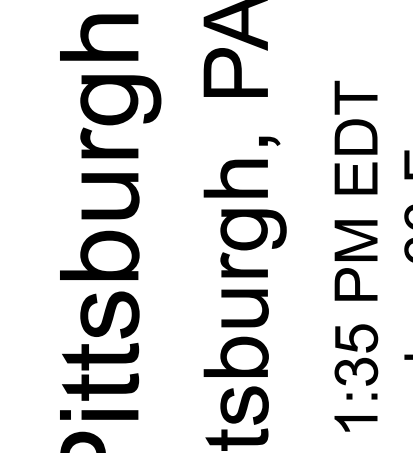
Batter	1	2	3	4	5	6	7	8	9	AB	R	H	RBI	BB	SO	LOB	TOP										
Mark Grudzielanek, R OBP: 0.380, SLG: 0.467			L4		G1-3		G1-3			4	1	1	0	0	0	4	Chicago Cubs @ Pittsburgh Pirates PNC Park, Pittsburgh, PA Sun Apr 20 2003, 1:35 PM EDT Att: 14,854 - Cloudy - 66 F										
Alex Gonzalez, R OBP: 0.373, SLG: 0.442	P4		F8			F8		L8	4	0	0	0	0	0	1												
Sammy Sosa, R OBP: 0.518, SLG: 0.683									1	1	1	2	0	0	0												
Troy O'Leary, L OBP: 0.235, SLG: 0.143					G6-4-3 HBP			F7	2	0	0	0	0	0	0												
Moises Alou, R OBP: 0.416, SLG: 0.477									4	0	1	0	0	0	1												
Mike Remlinger, L					G6-4-3		F9	G6-3	0	0	0	0	0	0	0												
Eric Karros, R OBP: 0.357, SLG: 0.250	G6-4-3								4	0	2	0	0	0	1												
Corey Patterson, L OBP: 0.308, SLG: 0.446		B1-3			L1				4	0	0	0	0	2	2												
Mark Bellhorn, S OBP: 0.370, SLG: 0.339						F7		G5-3	4	0	0	0	0	0	1												
Paul Bako, L OBP: 0.500, SLG: 0.563									2	0	1	0	1	0	0												
Shawn Estes, R									1	0	0	0	0	1	0												
Juan Cruz, R									0	0	0	0	0	0	0												
Ramon Martinez, R OBP: 0.316, SLG: 0.400									0	0	0	0	1	0	0												
Kyle Farnsworth, R									0	0	0	0	0	0	0												
Lenny Harris, L OBP: 0.313, SLG: 0.467									0	0	0	0	0	0	0												
<b>Inning Stats</b>	R: 2 E: 0 K: 0 S: 10	H: 3 LOB: 0 BB: 0 P: 15	R: 0 E: 0 K: 0 S: 4	H: 0 LOB: 0 BB: 0 P: 6	R: 0 E: 0 K: 1 S: 6	H: 1 LOB: 1 BB: 0 P: 8	R: 0 E: 0 K: 0 S: 4	H: 0 LOB: 1 BB: 1 P: 12	R: 0 E: 0 K: 1 S: 6	H: 2 LOB: 3 BB: 1 P: 20	R: 0 E: 0 K: 0 S: 5	H: 0 LOB: 0 BB: 0 P: 8	R: 0 E: 0 K: 1 S: 8	H: 0 LOB: 0 BB: 0 P: 10	R: 0 E: 0 K: 1 S: 8	H: 0 LOB: 0 BB: 0 P: 10	1B: 5 2B: 0 3B: 0 HR: 1	SF: 0 SAC: 1 DP: 2 HBP: 1	WP: 0 PB: 0 SB: 0 CS: 0	PA: 34							
<b>PITCHER</b>	IP	WLS	BF	H	R	ER	SO	BB	IBB	HBP	BLK	WP	HR	S	P	ERA	WHIP										
Josh Fogg, R ERA: 4.35	1.0		5	3	2	2	0	0	0	0	0	0	1	10	15	18.00	3.000										
16 Salomon Torres, R ERA: 1.93	5.0	W	17	1	0	0	1	1	0	1	0	0	0	25	43	0.00	0.400										
Joe Beimel, L ERA: 3.38	1.0		6	2	0	0	1	1	0	0	0	0	0	11	20	0.00	3.000										
Brian Boehringer, R ERA: 8.59	1.0		3	0	0	0	0	0	0	0	0	0	0	5	8	0.00	0.000										
Scott Sauerbeck, L ERA: 1.17	1.0		3	0	0	0	1	0	0	0	0	0	0	8	10	0.00	0.000										

Batter	1	2	3	4	5	6	7	8	9	AB	R	H	RBI	BB	SO	LOB	BOTTOM										
Kenny Lofton, L OBP: 0.276, SLG: 0.296	L6							G4-3		5	0	3	2	0	0		Chicago Cubs @ Pittsburgh Pirates PNC Park, Pittsburgh, PA Sun Apr 20 2003, 1:35 PM EDT Att: 14,854 - Cloudy - 66 F										
2 Jack Wilson, R OBP: 0.214, SLG: 0.204									4	0	2	1	0	0	2												
Adam Hyzdu, R OBP: 0.250, SLG: 0.286									4	0	0	0	0	1	4												
Aramis Ramirez, R OBP: 0.315, SLG: 0.344									4	2	2	0	0	0	0												
Reggie Sanders, R OBP: 0.390, SLG: 0.635									3	2	1	0	1	0	0												
Kevin Young, R OBP: 0.321, SLG: 0.444									3	0	1	0	1	1	2												
Craig Wilson, R									2	1	0	1	2	0	1												
Pokey Reese, R OBP: 0.241, SLG: 0.296									4	1	1	2	0	2	2												
Josh Fogg, R ERA: 4.35									0	0	0	0	0	0	0												
16 Salomon Torres, R ERA: 1.93									2	2	0	0	0	1	2												
Joe Beimel, L ERA: 3.38									0	0	0	0	0	0	0												
Brian Boehringer, S ERA: 8.59									0	0	0	0	0	0	0												
Abraham Nunez, S ERA: 13.62									1	0	0	0	0	1	0												
Scott Sauerbeck, L ERA: 1.17									0	0	0	0	0	0	0												
<b>Inning Stats</b>	R: 0 E: 0 K: 0 S: 9	H: 1 LOB: 0 BB: 0 P: 12	R: 5 E: 1 K: 0 S: 16	H: 4 LOB: 1 BB: 1 P: 27	R: 2 E: 0 K: 1 S: 18	H: 2 LOB: 1 BB: 2 P: 30	R: 0 E: 0 K: 1 S: 9	H: 1 LOB: 0 BB: 0 P: 17	R: 0 E: 0 K: 1 S: 9	H: 0 LOB: 2 BB: 0 P: 11	R: 1 E: 0 K: 1 S: 9	H: 2 LOB: 2 BB: 0 P: 17	R: 0 E: 0 K: 0 S: 8	H: 0 LOB: 1 BB: 1 P: 14	R: 0 E: 0 K: 2 S: 9	H: 0 LOB: 0 BB: 0 P: 10	1B: 10 2B: 0 3B: 0 HR: 0	SF: 0 SAC: 0 DP: 2 HBP: 1	WP: 0 PB: 0 SB: 0 CS: 1	PA: 37							
<b>PITCHER</b>	IP	WLS	BF	H	R	ER	SO	BB	IBB	HBP	BLK	WP	HR	S	P	ERA	WHIP										
Shawn Estes, L ERA: 5.14	3.0	L	18	7	7	5	1	3	0	0	0	0	0	27	45	3.00	1.000										
Juan Cruz, R ERA: 8.97	4.1		12	3	1	1	3	0	0	1	0	0	0	8	14	0.00	1.000										
Kyle Farnsworth, R ERA: 2.16	1.0		4	0	0	0	0	1	0	0	0	0	0	8	14	0.00	1.000										
Mike Remlinger, L ERA: 4.5	1.0		3	0	0	0	2	0	0	0	0	0	0	9	10	0.00	0.000										


AB 30  
R 2  
H 6  
RBI 2  
BB 2  
SO 3  
LOB 10



AB 32  
R 8  
H 10  
RBI 6  
BB 4  
SO 6  
LOB 13





Batter	1	2	3	4	5	6	7	8	9	AB	R	H	RBI	BB	SO	LOB	TOP		
Ray Durham, S OBP: 0.390, SLG: 0.469	1-3 K		0-1 G5-3		1-1 2B		0-0 G3		4-2 FC6-4 BB	4	0	1	0	1	1	0	<b>San Francisco Giants @ Pittsburgh Pirates</b> PNC Park, Pittsburgh, PA Tue Apr 22 2003, 7:05 PM EDT Att: 10,650 - Overcast - 42 F		
Edgardo Alfonzo, R OBP: 0.299, SLG: 0.292	2-2 K		1-1 HR		0-0 G6-3			2-1 1B	5	1	2	1	0	1	3				
Rich Aurilia, R OBP: 0.321, SLG: 0.447	0-1 BB 1B		0-0 F8			2-1 G5-3		2-0 G6-4-3 1B	4	0	2	0	0	0	0				
José Cruz Jr., S OBP: 0.427, SLG: 0.577	4-2 SAFE BB		1-3 K			2-1 FC3-6 2B		3-2 F7	3	0	1	0	1	1	2				
Bento Santiago, R OBP: 0.387, SLG: 0.536	1-2 F9			0-2 G4-3		4-1 FC3-6 BB		0-0 G6-4-3	3	0	0	0	1	0	4				
J.T. Snow, L OBP: 0.462, SLG: 0.589		1-2 F8 2B		1-0 P4		0-0 FC3-6 FC5-4		1-0 F8	4	0	1	0	0	0	2				
Marquis Grissom, R OBP: 0.286, SLG: 0.441		2-2 G5-3		0-0 F9		2-1 FC5-4		1-1 G4-3 2B	4	1	1	0	0	0	3				
Marvin Benard, L OBP: 0.267, SLG: 0.231		1-0 F8			0-1 G4-3		0-1 F8	0-0 G4-3	4	0	0	0	0	0	2				
Jesse Foppert, R Pedro Feliz, R Jim Brower, R Andres Castro, R Scott Eyre, L Joe Nathan, R Neifi Pérez, S	0-3 K				0-2 G1-3		0-1 G4-3	0-0 BB 1B	1	0	0	0	0	0	1				
<b>Inning Stats</b>	R: 0 E: 0 K: 2 S: 13	H: 1 LOB: 2 BB: 1 P: 21	R: 0 E: 0 K: 1 S: 12	H: 1 LOB: 1 BB: 0 P: 16	R: 1 E: 0 K: 1 S: 9	H: 1 LOB: 0 BB: 0 P: 11	R: 0 E: 0 K: 0 S: 5	H: 0 LOB: 0 BB: 0 P: 6	R: 0 E: 0 K: 0 S: 8	H: 1 LOB: 2 BB: 1 P: 18	R: 0 E: 0 K: 0 S: 5	H: 0 LOB: 0 BB: 0 P: 5	R: 0 E: 0 K: 0 S: 8	H: 2 LOB: 1 BB: 0 P: 15	R: 1 E: 0 K: 0 S: 10	H: 2 LOB: 2 BB: 1 P: 18		1B: 4 2B: 4 3B: 0 HR: 1	SF: 0 SAC: 0 DP: 1 HBP: 0
<b>PITCHER</b>	IP WLS BF H R ER SO BB IBB HBP BLK WP HR S P ERA WHIP	7.0 W 30 7 1 1 4 2 0 0 0 0 1 63 93 1.29 1.286	1.1 H 3 0 0 0 0 0 0 0 0 0 0 6 10 0.00 0.000	0.2 5 2 1 1 0 1 0 0 0 0 0 0 9 16 13.50 4.500	<b>PITCHER</b>										IP WLS BF H R ER SO BB IBB HBP BLK WP HR S P ERA WHIP				

Batter	1	2	3	4	5	6	7	8	9	AB	R	H	RBI	BB	SO	LOB	BOTTOM		
Kenny Lofton, L OBP: 0.263, SLG: 0.280	2-3 K	1-0 F8		1-0 L4		0-1 G4-3				4	0	0	0	0	1	0	<b>San Francisco Giants @ Pittsburgh Pirates</b> PNC Park, Pittsburgh, PA Tue Apr 22 2003, 7:05 PM EDT Att: 10,650 - Overcast - 42 F		
18 Jason Kendall, R OBP: 0.419, SLG: 0.516	4-1 PB 1B BB	0-2 G3		2-2 1B 1B			0-1 F9			3	1	1	0	1	0	0			
Matt Stairs, L Adam Hyzdu, R	3-0 FC1-6 1H 1B	4-1 BB		3-2 SAFE 1B 1B			2-3 K			2	1	2	1	1	0	0			
Aramis Ramirez, R OBP: 0.312, SLG: 0.328	3-2 SAFE FC1-6 HBP	0-2 F8		3-3 K			0-2 G1-3			3	0	0	0	0	1	3			
Randall Simon, L Kevin Young, R	2-2 FC1-6 1B BB		4-2 FC4-6 BB		0-0 G1			0-0 K2-3 2B	2	1	0	0	1	0	2				
Reggie Sanders, R OBP: 0.381, SLG: 0.600	4-2 1B 2 1B BB		3-2 P4		2-3 K			2-2 F9	3	1	0	0	1	1	2				
Pokey Reese, R OBP: 0.242, SLG: 0.293	0-2 2 1B 1B		2-0 F7		1-3 K			2-3 K2-3	4	1	1	2	0	2	2				
2 Jack Wilson, R OBP: 0.217, SLG: 0.207	2-2 SAFE 1H 3H 1B		0-2 FC4-6			0-0 G4-3		0-2 F7	4	0	1	2	0	0	2				
Jeff Suppan, R Scott Sauerbeck, R Mike Williams, R	0-3 K		1-0 G6-3			1-1 G5-3			3	0	0	0	0	0	1				
<b>Inning Stats</b>	R: 5 E: 0 K: 2 S: 26	H: 3 LOB: 1 BB: 2 P: 46	R: 0 E: 0 K: 0 S: 8	H: 0 LOB: 1 BB: 1 P: 13	R: 0 E: 0 K: 0 S: 13	H: 0 LOB: 1 BB: 1 P: 22	R: 0 E: 0 K: 1 S: 11	H: 2 LOB: 2 BB: 0 P: 21	R: 0 E: 0 K: 2 S: 7	H: 0 LOB: 0 BB: 0 P: 10	R: 0 E: 0 K: 0 S: 5	H: 0 LOB: 0 BB: 0 P: 6	R: 0 E: 0 K: 1 S: 9	H: 0 LOB: 0 BB: 0 P: 11	R: 0 E: 0 K: 1 S: 12	H: 1 LOB: 1 BB: 0 P: 16		1B: 5 2B: 1 3B: 0 HR: 0	SF: 0 SAC: 0 DP: 0 HBP: 1
<b>PITCHER</b>	IP WLS BF H R ER SO BB IBB HBP BLK WP HR S P ERA WHIP	4.0 L 22 5 5 5 3 4 0 0 0 0 0 12 16 0.00 0.000	2.0 6 0 0 0 2 0 0 0 0 0 0 0 9 11 0.00 0.000	1.0 3 0 0 0 1 0 0 0 0 0 0 0 9 11 0.00 0.000	1.0 4 1 0 0 1 0 0 0 0 0 0 0 12 16 0.00 1.000	<b>PITCHER</b>										IP WLS BF H R ER SO BB IBB HBP BLK WP HR S P ERA WHIP			





Batter	1	2	3	4	5	6	7	8	9	10	11	12	13	AB	R	H	RBI	BB	SO	LOB	TOP	
Ray Durham, S OBP: 0.400, SLG: 0.463 (1, 4)			P4 		G6-3 			1-2 HR 		K 		4-0 WP 1B BB 		5	1	2	0	1	1	0		
Eduardo Alfonzo, R OBP: 0.280, SLG: 0.282 (1, 5)	L9 		E5 		F9 			F9 		G1-3 		1-1 SAFE SAFE SAFE SAFE 		6	0	1	0	0	0	0	3	
Jim Brower, R OBP: 1.000, SLG: 1.000 (12, 1)			G4-6-3 									1-2 WP 		0	0	0	0	0	0	0		
Rich Aurilia, R OBP: 0.37, SLG: 0.425 (6, 1)	F9 		G4-6-3 									2-3 SAFE SAFE SAFE SAFE 		4	0	0	0	0	1	4		
Felix Rodriguez, R OBP: 1.000, SLG: 1.000 (8, 8)												1-2 SAFE SAFE SAFE SAFE 		0	0	0	0	0	0			
Ruben Rivera, R OBP: 0.227, SLG: 0.429 (8, 8)												1-2 SAFE SAFE SAFE SAFE 		2	0	0	0	0	2	2		
José Cruz Jr., S OBP: 0.421, SLG: 0.597 (1, 5)												2-1 SAFE SAFE SAFE SAFE 		6	1	2	3	0	1	0		
J.T. Snow, L OBP: 0.478, SLG: 0.576 (1, 3)	G3 											4-2 SAFE SAFE SAFE SAFE 		3	1	1	0	2	0	2		
Benito Santiago, R OBP: 0.352, SLG: 0.516 (1, 2)												3-0 SAFE SAFE SAFE SAFE 		6	0	2	0	0	1	2		
Marvin Benard, L OBP: 0.286, SLG: 0.176 (1, 7)												1-2 SAFE SAFE SAFE SAFE 		4	0	0	0	2	0	4		
Marquis Grissom, R OBP: 0.270, SLG: 0.417 (8, 1)												1-0 SAFE SAFE SAFE SAFE 		4	0	0	0	0	0	3		
Scott Eyre, L OBP: 0.145, SLG: 0.162 (10, 1)	F7 											1-2 SAFE SAFE SAFE SAFE 		0	0	0	0	0	0	0		
Tim Worrell, R OBP: 0.222, SLG: 0.222 (12, PH)												1-2 SAFE SAFE SAFE SAFE 		1	0	1	0	0	0	0		
Pedro Feliz, R OBP: 0.222, SLG: 0.222 (12, 5)												2-2 SAFE SAFE SAFE SAFE 		1	0	0	0	0	0	1		
Kirk Rueter, L OBP: 0.182, SLG: 0.182 (7, 1)	G4-3 											1-2 SAFE SAFE SAFE SAFE 		2	0	0	0	0	0	1		
Joe Nathan, R OBP: 0.256, SLG: 0.220 (8, PH)												1-2 SAFE SAFE SAFE SAFE 		0	0	0	0	0	0	0		
Nelfi Perez, S OBP: 0.256, SLG: 0.220 (8, 6)												1-2 SAFE SAFE SAFE SAFE 		4	1	1	0	0	0	3		
<b>Inning Stats</b>	R: 0 E: 0 K: 0 S: 7	H: 2 LOB: 2 BB: 0 P: 13	R: 0 E: 0 K: 0 S: 5	H: 0 LOB: 1 BB: 1 P: 10	R: 0 E: 1 K: 0 S: 8	H: 0 LOB: 0 BB: 0 P: 11	R: 0 E: 0 K: 0 S: 4	H: 0 LOB: 0 BB: 0 P: 6	R: 0 E: 0 K: 0 S: 5	H: 0 LOB: 0 BB: 0 P: 5	R: 0 E: 0 K: 2 S: 8	H: 1 LOB: 1 BB: 1 P: 16	R: 0 E: 0 K: 1 S: 9	H: 2 LOB: 2 BB: 1 P: 19	R: 1 E: 1 K: 0 S: 9	H: 1 LOB: 2 BB: 0 P: 15	1B: 9 2B: 0 3B: 0 HR: 1	SF: 0 SAC: 0 DP: 2 HBP: 1	WP: 1 PB: 0 SB: 0 CS: 1	PA: 54		
<b>PITCHER</b>	IP 7.0	WLS 28	BF 28	H 5	R 2	ER 2	SO 2	BB 2	IBB 0	HBP 0	BLK 0	WP 0	HR 0	S 53	P 88	ERA 2.57	WHIP 1.000					
Jeff D'Amico, R ERA: 4.22 (1, 1)	0.2	H	2	0	0	0	1	0	0	0	0	0	0	6	9	0.00	0.000					
Brian Boehringer, R ERA: 7.88 (8, 1)	0.1	B	3	1	1	1	1	1	0	0	0	0	0	6	12	27.00	6.000					
Scott Sauerbeck, L ERA: 1.89 (8, 1)	2.0		6	0	0	0	2	0	0	0	0	0	0	14	19	0.00	0.000					
Mike Williams, R ERA: 3.03 (11, 1)	1.2		8	3	0	0	0	2	0	0	0	0	0	13	30	0.00	3.000					

**San Francisco Giants @ Pittsburgh Pirates**  
PNC Park, Pittsburgh, PA  
Wed Apr 23 2003, 7:05 PM EDT  
Att: 13,009 - Sunny - 53 F

**San Francisco Giants**  
**Pittsburgh Pirates**

livebaseballscorecards.com

AB 48  
R 4  
H 10  
RBI 3  
BB 5  
SO 6  
LOB 25

WP: 1 PA: 54  
PB: 0  
SB: 0  
CS: 1

Batter	1	2	3	4	5	6	7	8	9	10	11	12	13	AB	R	H	RBI	BB	SO	LOB	BOTTOM	
Kenny Lofton, L OBP: 0.253, SLG: 0.280 (1, 8)	G4-3 		G6-3 	1-3 2B 		0-0 1-2 				F7 	F8 		G6-3 	7	0	1	1	0	0	3		
18 Jason Kendall, R OBP: 0.420, SLG: 0.557 (1, 2)	F8 		1B 	L9 						G6-3 		1-1 SAFE SAFE SAFE SAFE 		7	0	3	0	0	0	1		
Kevin Young, R OBP: 0.333, SLG: 0.441 (1, 3)	F8 		1B 							1B BB 		2-3 SAFE SAFE SAFE SAFE 		6	0	1	0	1	2	2		
Aramis Ramirez, R OBP: 0.325, SLG: 0.370 (1, 5)		2-0 G4-3 2B 	F8 							2B 		1-1 SAFE SAFE SAFE SAFE 		6	1	3	0	0	0	3		
Reggie Sanders, R OBP: 0.373, SLG: 0.576 (8, 1)			G4-3 	P4 						F9 		2-0 SAFE SAFE SAFE SAFE 		4	0	1	0	0	0	4		
Adam Hyzdu, R OBP: 0.222, SLG: 0.250 (8, 7)										F9 		2-0 SAFE SAFE SAFE SAFE 		0	0	0	0	0	0	0		
Matt Stairs, L OBP: 0.306, SLG: 0.229 (9, PH)												1-2 SAFE SAFE SAFE SAFE 		2	0	0	0	0	0	3		
Craig Wilson, R OBP: 0.250, SLG: 0.300 (10, 7)												3-2 SAFE SAFE SAFE SAFE 		6	1	2	2	0	0	1		
Pokey Reese, R OBP: 0.235, SLG: 0.281 (1, 4)	F9 											2-1 SAFE SAFE SAFE SAFE 		6	0	1	0	0	0	1		
2 Jack Wilson, R OBP: 0.242, SLG: 0.222 (1, 6)												4-0 SAFE SAFE SAFE SAFE 		5	1	2	0	1	1	1		
Jeff D'Amico, R ERA: 4.50 (1, 1)	1.0	4	1	0	0	1	0	0	0	0	0	0	0	6	9	0.00	1.000					
Joe Nathan, R ERA: 2.82 (7, 1)	1.2	8	2	0	0	1	1	0	0	0	0	0	0	24	41	0.00	1.800					
Felix Rodriguez, R ERA: 2.82 (8, 1)	0.1	1	0	0	0	0	0	0	0	0	0	0	0	4	4	0.00	0.000					
Scott Eyre, L ERA: 2.08 (10, 1)	2.0	9	3	0	0	1	0	0	0	0	0	0	0	17	27	0.00	1.500					
<b>Inning Stats</b>	R: 0 E: 0 K: 0 S: 8	H: 0 LOB: 0 BB: 0 P: 13	R: 1 E: 0 K: 0 S: 8	H: 2 LOB: 2 BB: 1 P: 19	R: 0 E: 1 K: 0 S: 12	H: 3 LOB: 1 BB: 0 P: 20	R: 0 E: 0 K: 0 S: 9	H: 1 LOB: 1 BB: 0 P: 16	R: 0 E: 0 K: 1 S: 6	H: 1 LOB: 1 BB: 0 P: 9	R: 0 E: 0 K: 1 S: 12	H: 1 LOB: 1 BB: 0 P: 18	R: 0 E: 0 K: 1 S: 16	H: 1 LOB: 1 BB: 0 P: 14	R: 0 E: 0 K: 1 S: 7	H: 0 LOB: 0 BB: 0 P: 13	R: 0 E: 0 K: 0 S: 7	H: 1 LOB: 1 BB: 0 P: 9	1B: 11 2B: 4 3B: 0 HR: 1	SF: 0 SAC: 1 DP: 0 HBP: 0	WP: 0 PB: 0 SB: 0 CS: 0	PA: 57
<b>PITCHER</b>	IP 6.0	WLS 28	BF 28	H 9	R 3	ER 3	SO 0	BB 0	IBB 1	HBP 0	BLK 0	WP 0	HR 1	S 58	P 107	ERA 4.50	WHIP 1.500					
Kirk Rueter, L ERA: 3.1 (1, 1)	1.0	4	1	0	0	1	0	0	0	0	0	0	0	6	9	0.00	1.000					
Joe Nathan, R ERA: 2.82 (7, 1)	1.2	8	2	0	0	1	1	0	0	0	0	0	0	24	41	0.00	1.800					
Felix Rodriguez, R ERA: 2.82 (8, 1)	0.1	1	0	0	0	0	0	0	0	0	0	0	0	4	4	0.00	0.000					
Scott Eyre, L ERA: 2.08 (10, 1)	2.0	9	3	0	0	1	0	0	0	0	0	0	0	17	27	0.00	1.500					

**San Francisco Giants @ Pittsburgh Pirates**  
PNC Park, Pittsburgh, PA  
Wed Apr 23 2003, 7:05 PM EDT  
Att: 13,009 - Sunny - 53 F

**San Francisco Giants**  
**Pittsburgh Pirates**

livebaseballscorecards.com

AB 54  
R 3  
H 16  
RBI 3  
BB 2  
SO 4  
LOB 22



Batter	1	2	3	4	5	6	7	8	9	AB	R	H	RBI	BB	SO	LOB	TOP			
Ray Durham, S (1,4) OBP: 0.414, SLG: 0.483	0-0 FC5-4 1B		4-1 1B BB	2-2 F8			0-0 G4-3 2B		1-2 F7	4	1	2	0	1	0	0				
Neftali Feliz, S (1,6) OBP: 0.229, SLG: 0.196	0-0 FC5-4 1B BB		1-0 F8		2-0 P6		0-0 G4-3		2-2 G3-1	5	0	0	0	0	0	3				
Edgardo Alfonzo, R (1,5) OBP: 0.299, SLG: 0.284	4-0 1B BB		0-1 1B 1B		2-2 G4-3		3-2 F9			3	1	1	0	1	0	1				
Barry Bonds, L (1,7) OBP: 0.514, SLG: 0.692	0-1 L1-3 1B		2-1 1B 1B		1-3 K		4-0 IBB			3	1	2	1	1	1	0				
José Cruz Jr., S (1,9) OBP: 0.424, SLG: 0.593	1-2 L1-3		1-2 1B 1B		2-0 WP FC6-2 1B		1-3 K			4	0	2	1	0	1	5				
Andrés Galarraga, R (1,3) OBP: 0.462, SLG: 0.609		1-2 F9	1-1 1B		1-2 WP 1B			0-1 L7		4	0	2	1	0	0	0				
Yorvit Torrealba, R (1,2) OBP: 0.349, SLG: 0.619		1-1 G5-3	0-3 K		0-3 K			1-2 G5-3		4	0	0	0	0	2	4				
Rubén Rivera, R (1,8) OBP: 0.192, SLG: 0.360		0-0 L8		2-3 K		1-2 FC6-2 FC6		0-2 G6-3		4	0	0	0	0	1	2				
Damian Moss, R (1,1) OBP: 0.250, SLG: 0.182			2-3 K		0-0 FC6			1-1 P5		3	0	0	0	0	1	2				
Felix Rodriguez, R (8,1) OBP: 1.000, SLG: 1.000										0	0	0	0	0	0	0				
Marvin Benard, L (9,PH) OBP: 0.273, SLG: 0.167										1	0	0	0	0	0	0				
Tim Worrell, R (9,1) ERA:										0	0	0	0	0	0	0				
<b>Inning Stats</b>	R: 0 H: 2 E: 0 K: 0 S: 7	W: 2 L: 1 P: 12	R: 0 H: 0 E: 0 K: 0 S: 6	ER: 0 LOB: 0 BB: 0 P: 8	R: 3 H: 4 E: 0 K: 2 S: 18	W: 1 HR: 0 S: 11	R: 0 H: 0 E: 0 K: 1 S: 11	ER: 0 LOB: 0 BB: 0 P: 16	R: 0 H: 2 E: 0 K: 1 S: 11	W: 2 L: 2 P: 15	R: 0 H: 1 E: 0 K: 1 S: 10	R: 0 H: 2 E: 0 K: 1 S: 10	W: 1 LOB: 2 BB: 1 P: 18	R: 0 H: 0 E: 0 K: 0 S: 8	R: 0 H: 0 E: 0 K: 0 S: 9	R: 0 H: 0 E: 0 K: 0 S: 12	1B: 8 2B: 2 3B: 0 HR: 0	SF: 0 SAC: 0 DP: 1 HBP: 0	WP: 1 PA: 38 PB: 0 SB: 0 CS: 0	
<b>PITCHER</b>	IP WLS BF H R ER SO BB IBB HBP BLK WP HR S P ERA WHIP	7.0 L 32 9 3 3 6 2 1 0 0 1 0 71 111 3.86 1.571	2.0 6 0 0 0 0 0 0 0 0 0 0 0 16 21 0.00 0.000																	

**San Francisco Giants @ Pittsburgh Pirates**  
PNC Park, Pittsburgh, PA  
Thu Apr 24 2003, 12:35 PM EDT  
Att: 15,967 - Sunny - 62 F

AB	35
R	3
H	9
RBI	3
BB	3
SO	6
LOB	17

[livebaseballscorecards.com](http://livebaseballscorecards.com)


Batter	1	2	3	4	5	6	7	8	9	AB	R	H	RBI	BB	SO	LOB	BOTTOM			
Abraham Nunez, S (1,4) OBP: 0.241, SLG: 0.185	2-1 F9		2-2 FC6-4 1B		2-2 F8			1-2 2B 1B	2-2 G4-3	5	0	2	0	0	0	1				
Jack Wilson, R (1,6) OBP: 0.271, SLG: 0.242	2-0 1B		1-2 FC6-4 1B		4-0 BB			2-1 1B		3	0	2	0	1	0	1				
Kevin Young, R (1,3) OBP: 0.306, SLG: 0.405	1-0 F8		3-2 G6-3		2-1 L7			0-0 F7		3	0	0	0	0	0	3				
Randall Simon, L (9,PH) OBP: 0.345, SLG: 0.500										1	0	0	0	0	0	2				
Aramis Ramirez, R (1,5) OBP: 0.310, SLG: 0.351	2-1 F7			1-0 F9		0-0 G6-3		3-3 K		4	0	0	0	0	1	3				
Reggie Sanders, R (1,7) OBP: 0.366, SLG: 0.556		3-1 G6-3		3-1 S 1B		3-1 F8		1-0 G5-3		4	0	1	0	0	0	2				
Craig Wilson, R (1,2) OBP: 0.286, SLG: 0.304		0-0 G6-3		1 SAFE 4-2 BB 1B		2-3 K			1-2 B1-3 2B 1B	3	1	1	0	1	1	0				
Adam Hyzdu, R (1,8) OBP: 0.232, SLG: 0.200		4-2 FC4-6 BB		1-3 K			0-0 F8		0-0 B1-3	2	0	0	0	1	1	2				
Kenny Lofton, L (9,PH) OBP: 0.250, SLG: 0.277									1-2	1	0	0	0	0	0	1				
Rob Mackowiak, L (1,9) OBP: 0.263, SLG: 0.257		1-2 FC4-6		1-1 F7			1-3 K		0-3 K	4	0	0	0	0	2	4				
Kris Benson, R (1,1) OBP: 0.232, SLG: 0.277			0-1 F9		0-1 L8					2	0	0	0	0	0	0				
Pokey Reese, R (7,PH) OBP: 0.250, SLG: 0.277										1	0	0	0	0	0	0				
Brian Meadows, R (8,1) ERA:										0	0	0	0	0	0	0				
Matt Stairs, L (9,PH) OBP: 0.325, SLG: 0.278									2H 2B	1	0	1	1	0	0	0				
<b>Inning Stats</b>	R: 0 H: 1 E: 0 K: 0 S: 6	W: 29 L: 1 P: 13	R: 0 H: 0 E: 0 K: 0 S: 9	ER: 0 LOB: 1 BB: 1 P: 17	R: 0 H: 1 E: 0 K: 0 S: 11	W: 0 HR: 0 S: 15	R: 0 H: 1 E: 0 K: 1 S: 15	ER: 0 LOB: 2 BB: 1 P: 25	R: 0 H: 0 E: 0 K: 1 S: 6	W: 2 L: 2 P: 11	R: 0 H: 0 E: 0 K: 1 S: 6	R: 0 H: 0 E: 0 K: 1 S: 11	W: 1 LOB: 2 BB: 0 P: 18	R: 0 H: 2 E: 0 K: 1 S: 11	R: 1 H: 2 E: 0 K: 1 S: 15	R: 0 H: 1 E: 0 K: 0 S: 18	1B: 6 2B: 1 3B: 0 HR: 0	SF: 0 SAC: 0 DP: 0 HBP: 0	WP: 0 PA: 37 PB: 0 SB: 1 CS: 0	
<b>PITCHER</b>	IP WLS BF H R ER SO BB IBB HBP BLK WP HR S P ERA WHIP	7.0 W 29 5 0 0 3 3 0 0 0 0 0 65 114 0.00 1.143	1.0 H 3 0 0 0 1 0 0 0 0 0 0 6 10 0.00 0.000	1.0 S 5 2 1 1 1 0 0 0 0 0 0 15 18 9.00 2.000																


**San Francisco Giants @ Pittsburgh Pirates**  
PNC Park, Pittsburgh, PA  
Thu Apr 24 2003, 12:35 PM EDT  
Att: 15,967 - Sunny - 62 F

AB	34
R	1
H	7
RBI	1
BB	3
SO	5
LOB	19

[livebaseballscorecards.com](http://livebaseballscorecards.com)



Batter	1	2	3	4	5	6	7	8	9	AB R H RBI BB SO LOB	TOP													
<b>Dave Roberts, L</b> (1, 8) OBP: 0.390, SLG: 0.409 <b>Jolbert Cabrera, R</b> (2, 8) OBP: 0.250, SLG: 0.533	1-0 SH1-3 1B		0-3 K			1-0 L6		0-3 K	0-1 FC5-4	1 0 1 0 0 0 0 4 0 0 0 0 2 3	<b>Los Angeles Dodgers @ Pittsburgh Pirates</b> PNC Park, Pittsburgh, PA Fri Apr 25 2003, 7:05 PM EDT Att: 16,090 - Overcast - 68 F  <b>AB 36</b> <b>R 5</b> <b>H 10</b> <b>RBI 5</b> <b>BB 0</b> <b>SO 6</b> <b>LOB 14</b> 													
<b>Cesar Izuris, S</b> (1, 6) OBP: 0.274, SLG: 0.244 <b>Mike Kinkade, R</b> (9, PH) OBP: 0.400, SLG: 0.462	1-1 SH1-3 1-2		1-1 G4-3			0-2 G4-3			2-1 2B 1B	2 0 0 0 0 0 0 1 1 1 0 0 0 0														
<b>Shawn Green, L</b> (1, 9) OBP: 0.371, SLG: 0.457	2-3 K			0-0 G5-3		1-0 G1-3 2B			1-3 K 1B	4 0 1 0 0 2 2														
<b>Fred McGriff, L</b> (1, 3) OBP: 0.300, SLG: 0.378 <b>Brian Jordan, R</b> (9, PR) OBP: 0.362, SLG: 0.407	1-1 G4-3			2-2 G5-3		0-0 P4			0-0 2B 1-H 2B	4 0 1 1 0 0 2 0 1 0 0 0 0 0														
<b>Paul Lo Duca, R</b> (1, 2) OBP: 0.322, SLG: 0.341		0-0 G5-3		1-3 K		2-2 G1-3			0-0 2B 2B	4 1 1 1 0 1 1														
<b>Danyle Ward, L</b> (1, 7) OBP: 0.304, SLG: 0.238 <b>Eric Gagne, R</b> (9, 1)		0-0 1B			0-0 G4-3		3-2 G4-3		1-2 F7	4 0 1 0 0 0 2 0 0 0 0 0 0 0														
<b>Adrián Beltré, R</b> (1, 5) OBP: 0.213, SLG: 0.352		2-3 K			2-1 F8			0-0 F9 2B	1-0 2B 2-H 2B	4 1 2 1 0 1 1														
<b>Alex Cora, L</b> (1, 4) OBP: 0.325, SLG: 0.329		1-2 G4-3			0-0 G4-3			1-1 G6-3	1-1 2B 2-H 1B 2B	4 1 1 1 0 0 2														
<b>Odalis Perez, L</b> (1, 1) <b>Ron Coomer, R</b> (8, PH) OBP: 0.333, SLG: 0.200 <b>Troy Brohawn, L</b> (8, 1) OBP: 1.000, SLG: 1.000 <b>Todd Hundley, S</b> (9, PH) OBP: 0.480, SLG: 0.471			0-1 F7			0-1 G6-3		2-0 F9	2-1 FC5-4 1B	2 0 0 0 0 0 0 1 0 0 0 0 0 1 0 0 0 0 0 0 0 1 0 1 1 0 0 0														
<b>Inning Stats</b>	R: 0 E: 0 K: 1 S: 8	H: 1 LOB: 1 BB: 0 P: 13	R: 0 E: 0 K: 1 S: 8	H: 1 LOB: 1 BB: 0 P: 11	R: 0 E: 0 K: 1 S: 7	H: 0 LOB: 0 BB: 0 P: 8	R: 0 E: 0 K: 1 S: 7	H: 0 LOB: 0 BB: 0 P: 10	R: 0 E: 0 K: 0 S: 4	H: 0 LOB: 0 BB: 0 P: 6		R: 0 E: 0 K: 0 S: 6	H: 0 LOB: 0 BB: 0 P: 7	R: 0 E: 0 K: 0 S: 8	H: 1 LOB: 1 BB: 0 P: 14	R: 0 E: 0 K: 1 S: 7	H: 1 LOB: 1 BB: 0 P: 10	R: 5 E: 0 K: 1 S: 19	H: 6 LOB: 2 BB: 0 P: 27	1B: 4 2B: 6 3B: 0 HR: 0	SF: 0 SAC: 1 DP: 0 HBP: 0	WP: 0 PB: 0 SB: 0 CS: 0	PA: 37	
<b>PITCHER</b>	IP WLS BF H R ER SO BB IBB HBP BLK WP HR S P ERA WHIP											<b>PITCHER</b>	IP WLS BF H R ER SO BB IBB HBP BLK WP HR S P ERA WHIP											
<b>Kip Wells, R</b> (1, 1) ERA: 2.87 <b>Mike Williams, R</b> (9, 1) ERA: 8.31	8.1 L 6 4 3 3 0 0 0 0 0 0 13 18 2.16 40.50 0.720 6.000																							

Batter	1	2	3	4	5	6	7	8	9	AB R H RBI BB SO LOB	BOTTOM													
<b>Kenny Lofton, L</b> (1, 8) OBP: 0.250, SLG: 0.287	2-2 18 G6-3 SF8 2B		2-1 P5			0-3 K		2-2 F8		4 1 1 0 0 1 0	<b>Los Angeles Dodgers @ Pittsburgh Pirates</b> PNC Park, Pittsburgh, PA Fri Apr 25 2003, 7:05 PM EDT Att: 16,090 - Overcast - 68 F  <b>AB 30</b> <b>R 2</b> <b>H 5</b> <b>RBI 2</b> <b>BB 1</b> <b>SO 6</b> <b>LOB 9</b> 													
<b>18 Jason Kendall, R</b> (1, 2) OBP: 0.412, SLG: 0.493	2-2 G6-3 2-3		1-3 K			2-0 L8			1-2 1B	4 0 1 0 0 1 1														
<b>Reggie Sanders, R</b> (1, 7) OBP: 0.347, SLG: 0.530	3-1 SF8 3-H		0-2 G6-3			0-0 L7			0-2 K	3 0 0 1 0 1 1														
<b>Aramis Ramirez, R</b> (1, 5) OBP: 0.308, SLG: 0.338	0-0 F9			4-0 G5-4-3 BB		0-3 K			1-2 F8	3 0 0 0 1 1 1														
<b>Kevin Young, R</b> (1, 3) OBP: 0.286, SLG: 0.375 <b>Matt Stairs, L</b> (9, PH) OBP: 0.317, SLG: 0.270		1-2 G5-3		3-2 F8		1-1 G5-3			0-3 K	3 0 0 0 0 0 1 1 0 0 0 0 1 1														
<b>Craig Wilson, R</b> (1, 9) OBP: 0.323, SLG: 0.385 <b>Adam Hyzdu, R</b> (9, 9) OBP: 0.250, SLG: 0.200		1-2 2B		1-1 G5-4-3 1-2		3-2 1B				3 0 2 0 0 0 1 0 0 0 0 0 0 0														
<b>Pokey Reese, R</b> (1, 4) OBP: 0.222, SLG: 0.265	3-0 P3				0-2 G6-3		2-2 G6-3			3 0 0 0 0 0 2														
<b>2 Jack Wilson, R</b> (1, 6) OBP: 0.260, SLG: 0.232	1-2 L8				0-1 B2-3			1-1 L6		3 0 0 0 0 0 1														
<b>Kip Wells, R</b> (1, 1) OBP: 0.300, SLG: 0.600 <b>Mike Williams, R</b> (9, 1)			1-0 HR		0-1 G5-3			1-3 K		3 1 1 1 0 1 0 0 0 0 0 0 0 0														
<b>Inning Stats</b>	R: 1 E: 0 K: 0 S: 9	H: 1 LOB: 0 BB: 0 P: 16	R: 0 E: 0 K: 0 S: 12	H: 1 LOB: 1 BB: 0 P: 18	R: 1 E: 0 K: 1 S: 9	H: 1 LOB: 0 BB: 0 P: 13	R: 0 E: 0 K: 0 S: 6	H: 0 LOB: 0 BB: 1 P: 14	R: 0 E: 0 K: 0 S: 7	H: 0 LOB: 0 BB: 0 P: 7		R: 0 E: 0 K: 1 S: 5	H: 0 LOB: 0 BB: 0 P: 7	R: 0 E: 0 K: 1 S: 14	H: 1 LOB: 1 BB: 0 P: 20	R: 0 E: 0 K: 1 S: 8	H: 0 LOB: 0 BB: 0 P: 12	R: 0 E: 0 K: 2 S: 12	H: 1 LOB: 1 BB: 0 P: 14	1B: 2 2B: 2 3B: 0 HR: 1	SF: 1 SAC: 0 DP: 1 HBP: 0	WP: 0 PB: 0 SB: 0 CS: 0	PA: 32	
<b>PITCHER</b>	IP WLS BF H R ER SO BB IBB HBP BLK WP HR S P ERA WHIP											<b>PITCHER</b>	IP WLS BF H R ER SO BB IBB HBP BLK WP HR S P ERA WHIP											
<b>Odalis Perez, L</b> (1, 1) ERA: 3.76 <b>Troy Brohawn, L</b> (8, 1) ERA: 2.35 <b>Eric Gagne, R</b> (9, 1) ERA:	7.0 W 3 0 0 0 1 0 0 0 0 0 8 12 0.00 0.000																							
	1.0 S 4 1 0 0 2 0 0 0 0 0 12 14 0.00 1.000																							



Batter	1	2	3	4	5	6	7	8	9	AB	R	H	RBI	BB	SO	LOB	TOP																			
Alex Cora, L (1,4) OBP: 0.325, SLG: 0.329 Ron Coomer, R (8, FH) Jason Romano, R (8,8)	F7			G4-3		G4-3 1B		G1-3		3	1	1	0	0	0	0	<b>Los Angeles Dodgers @ Pittsburgh Pirates</b> PNC Park, Pittsburgh, PA Sat Apr 26 2003, 7:05 PM EDT Att: 22,267 - Sunny - 63 F																			
Cesar Izuris, S (1,6) OBP: 0.261, SLG: 0.232	G3			G6-3		G6-3		G1-3		4	0	0	0	0	0	1																				
Shawn Green, L (1,9) OBP: 0.376, SLG: 0.485	K			G4-3		G4-3 1B HBP		K		3	2	1	1	0	1	0																				
Fred McGriff, L (1,3) OBP: 0.298, SLG: 0.372		K			G6-3 1B	G4-3		K		4	1	1	0	0	2	2																				
Adrian Beltré, R (1,5) OBP: 0.241, SLG: 0.365		G5-3			E5 1B			1B HBP		3	0	2	2	0	0	0																				
Danyle Ward, L (1,7) Eric Gagne, R (9,1)		G4-3			G1-3	F9		G6-4-3 1B		4	0	1	0	0	0	3																				
Todd Hundley, S (1,2) OBP: 0.414, SLG: 0.381				G3-1		G6-3		K		4	0	0	1	0	2	3																				
Jolbert Cabrera, R (1,8) OBP: 0.250, SLG: 0.485				G6-3				F7		3	0	0	0	1	0	2																				
Hideo Nomo, R (1,1) Paul Quantrill, L (8,1) Brian Jordan, R (9,7) OBP: 0.362, SLG: 0.407				K		G4-3		K		3	0	0	0	0	2	2																				
<b>Inning Stats</b>	R: 0 E: 0 K: 1 S: 9	H: 0 LOB: 0 BB: 0 P: 12	R: 0 E: 0 K: 1 S: 7	H: 0 LOB: 0 BB: 0 P: 12	R: 0 E: 0 K: 1 S: 6	H: 0 LOB: 0 BB: 0 P: 8	R: 0 E: 0 K: 0 S: 8	H: 0 LOB: 0 BB: 0 P: 14	R: 1 E: 1 K: 0 S: 14	H: 2 LOB: 2 BB: 1 P: 24	R: 2 E: 0 K: 0 S: 10	H: 2 LOB: 1 BB: 0 P: 20	R: 0 E: 0 K: 2 S: 9	H: 0 LOB: 0 BB: 0 P: 13	R: 1 E: 0 K: 1 S: 12	H: 1 LOB: 0 BB: 0 P: 17	R: 0 E: 0 K: 1 S: 10	H: 1 LOB: 1 BB: 0 P: 17	1B: 5 2B: 0 3B: 0 HR: 1	SF: 0 SAC: 0 DP: 1 HBP: 2	WP: 0 PB: 0 SB: 0 CS: 0	PA: 35														
<b>PITCHER</b>	IP	WLS	BF	H	R	ER	SO	BB	IBB	HBP	BLK	WP	HR	S	P	ERA	WHIP	<b>PITCHER</b>		IP	WLS	BF	H	R	ER	SO	BB	IBB	HBP	BLK	WP	HR	S	P	ERA	WHIP
16 Salomon Torres, R (1,1) ERA: 2.33	5.1		20	3	2	2	3	0	1	0	0	0	0	47	77	3.38	0.562	Brian Boehringer, R (9,1) ERA: 7.27		0.2		1	0	0	0	0	0	0	0	0	0	1	1	0.00	0.000	
Joe Beimel, L (6,1) ERA: 3.18	1.2	B	7	1	1	1	2	0	0	1	0	0	0	16	26	5.40	0.600																			
Scott Sauerbeck, L (8,1) ERA: 2.61	1.0	L	4	1	1	1	1	0	0	0	0	0	1	12	17	9.00	1.000																			
Julian Tavarez, R (9,1) ERA: 6.3	0.0		2	1	0	0	0	0	0	1	0	0	0	6	10	∞	∞																			
Dennys Reyes, L (9,1) ERA: 1.93	0.1		1	0	0	0	1	0	0	0	0	0	0	3	6	0.00	0.000																			

Batter	1	2	3	4	5	6	7	8	9	AB	R	H	RBI	BB	SO	LOB	BOTTOM																			
Kenny Lofton, L (1,8) OBP: 0.255, SLG: 0.284 Rob Mackowiak, L (5, FH) OBP: 0.250, SLG: 0.243	F9		2 3B		F7		L7			1	1	0	0	1	0	0	<b>Los Angeles Dodgers @ Pittsburgh Pirates</b> PNC Park, Pittsburgh, PA Sat Apr 26 2003, 7:05 PM EDT Att: 22,267 - Sunny - 63 F																			
2 Jack Wilson, R (1,6) OBP: 0.280, SLG: 0.260	F9		1-H 2-H 3B		G6-3			B2		4	0	1	2	0	0	0																				
18 Jason Kendall, R (1,2) OBP: 0.393, SLG: 0.468	L6		G5-3			G6-3		F9		4	0	0	0	0	1	0																				
Randall Simon, L (1,3) OBP: 0.339, SLG: 0.482		G1-3		2B		G5-3		G4-3		4	1	1	0	0	0	0																				
Aramis Ramirez, R (1,5) OBP: 0.316, SLG: 0.345		K		K				FC1-5 1B		4	0	2	0	0	2	1																				
Matt Stairs, L (1,9) Adam Hyzdu, R (9, FR) OBP: 0.250, SLG: 0.200		G3			1-H	G4-3		FC1-5 1B		4	0	2	1	0	0	1																				
Reggie Sanders, R (1,7) OBP: 0.354, SLG: 0.515			2 3B	SH1-3 BB	G6-4-3 BB		G5-3		FC1-5	2	1	0	0	2	0	2																				
Pokey Reese, R (1,4) OBP: 0.227, SLG: 0.268		SH1-3		SH1-3	G6-4-3			K		3	0	1	0	0	1	4																				
16 Salomon Torres, R (1,1) Joe Beimel, L (6,1) Abraham Nunez, S (7, PH) Scott Sauerbeck, R (8,1) Julian Tavarez, L (9,1) Dennys Reyes, R (9,1) Brian Boehringer, S (9,1) Craig Wilson, R (9, PH) OBP: 0.333, SLG: 0.370			K		K		F7		K	2	0	0	0	0	0	1																				
<b>Inning Stats</b>	R: 0 E: 0 K: 0 S: 7	H: 0 LOB: 0 BB: 0 P: 10	R: 0 E: 0 K: 1 S: 8	H: 0 LOB: 0 BB: 0 P: 10	R: 2 E: 0 K: 1 S: 13	H: 1 LOB: 1 BB: 2 P: 23	R: 1 E: 0 K: 1 S: 8	H: 2 LOB: 1 BB: 1 P: 16	R: 0 E: 0 K: 0 S: 11	H: 1 LOB: 1 BB: 0 P: 15	R: 0 E: 0 K: 0 S: 9	H: 1 LOB: 0 BB: 0 P: 11	R: 0 E: 0 K: 0 S: 7	H: 0 LOB: 0 BB: 0 P: 10	R: 0 E: 0 K: 2 S: 11	H: 2 LOB: 2 BB: 0 P: 11	1B: 5 2B: 1 3B: 1 HR: 0	SF: 0 SAC: 1 DP: 1 HBP: 0	WP: 0 PB: 0 SB: 0 CS: 0	PA: 36																
<b>PITCHER</b>	IP	WLS	BF	H	R	ER	SO	BB	IBB	HBP	BLK	WP	HR	S	P	ERA	WHIP	<b>PITCHER</b>		IP	WLS	BF	H	R	ER	SO	BB	IBB	HBP	BLK	WP	HR	S	P	ERA	WHIP
Hideo Nomo, R (1,1) ERA: 3.16	7.0		28	5	3	3	4	3	0	0	0	0	0	64	94	3.86	1.143	Brian Boehringer, R (9,1) ERA: 7.27		0.2		1	0	0	0	0	0	0	0	1	1	0.00	0.000			
Paul Quantrill, R (8,1) ERA: 1.74	1.0	H	3	0	0	0	0	0	0	0	0	0	0	7	10	0.00	0.000																			
Eric Gagne, R (9,1) ERA:	1.0	S	5	2	0	0	2	0	0	0	0	0	0	11	11	0.00	2.000																			






Batter	1	2	3	4	5	6	7	8	9	AB	R	H	RBI	BB	SO	LOB	TOP								
Alex Cora, L (1,4) OBP: 0.353, SLG: 0.347	4-0 CS BB		2-0 2H 2B		4-2 BB		4-2 BB		0-0 F7	2	2	0	1	1	3	0	2								
Paul Lo Duca, R (1,2) OBP: 0.326, SLG: 0.329	1-2 P6		1-0 HBP		1-2 K		2-0 F7-4		4-0 2B BB	3	0	0	0	0	1	1	4								
Shawn Green, L (1,9) OBP: 0.368, SLG: 0.480	3-3 K		1-2 G6-3		0-0 G4-3			1-0 G3-1	1-1 2B	5	0	1	2	0	1	4									
Mike Kinkade, R (1,7) OBP: 0.421, SLG: 0.625		2-1 G6-4-3 HBP		0-1 G4-3		2-1 G5-3		1-0 HR	4-0 IBB	3	1	1	1	0	0	0									
Brian Jordan, R (8,7) OBP: 0.368, SLG: 0.407										0	0	0	0	0	1	0									
Daryle Ward, L (1,3) OBP: 0.281, SLG: 0.233		0-0 G6-4-3		1-1 2B SF8 1B		0-0 P5		1-3 K	1-0 G3-1	5	1	1	0	0	1	4									
Adrián Beltré, R (1,5) OBP: 0.241, SLG: 0.372		2-1 F8		0-1 2B		0-0 G4-3		2-1 G5-3		4	0	1	0	0	0	0									
Jolbert Cabrera, R (1,8) OBP: 0.250, SLG: 0.528			1-0 G1	1-1 SF8			3-2 1B 3B		2-3 K	3	1	1	1	0	1	0									
Cesar Izturis, S (1,6) OBP: 0.283, SLG: 0.256			1-1 SH2-4 2B 1B	1-1 G5-3			0-0 F7-4 BB 1B		0-1 BB 2B 1B	4	2	3	1	0	0	1									
Kaz Ishii, L (1,1) Ron Coomer, R (7,PH) Guillermo Mota, R (7,1) Tom Martin, L (7,1) Paul Quantrill, L (8,1) Fred McGriff, L (8,PH) Troy Brohawn, L (8,1)			2-1 SH2-4		1-3 K		0-0 F8		3-2 BB 1B	1	0	0	0	0	0	1									
<b>Inning Stats</b>	R: 0 E: 0 K: 1 S: 9	H: 0 LOB: 1 BB: 1 P: 17	R: 0 E: 0 K: 0 S: 4	H: 0 LOB: 0 BB: 0 P: 8	R: 1 E: 0 K: 0 S: 10	H: 2 LOB: 2 BB: 0 P: 17	R: 1 E: 0 K: 0 S: 10	H: 2 LOB: 1 BB: 1 P: 13	R: 0 E: 0 K: 2 S: 12	H: 0 LOB: 1 BB: 1 P: 17	R: 0 E: 0 K: 0 S: 4	H: 0 LOB: 1 BB: 0 P: 6	R: 1 E: 0 K: 0 S: 12	H: 2 LOB: 1 BB: 1 P: 20	R: 1 E: 0 K: 1 S: 7	H: 1 LOB: 0 BB: 0 P: 12	R: 2 E: 0 K: 1 S: 13	H: 3 LOB: 3 BB: 2 P: 28	1B: 5 2B: 5 3B: 1 HR: 1	SF: 1 SAC: 1 DP: 3 HBP: 2	WP: 0 PB: 0 SB: 0 CS: 1	PA: 41			
<b>PITCHER</b>	IP	WLS	BF	H	R	ER	SO	BB	IBB	HBP	BLK	WP	HR	S	P	ERA	WHIP								
Jeff Suppan, R (1,1) ERA: 1.89	7.0	L	29	6	3	3	3	3	0	2	0	0	0	61	98	3.86	1.286								
Scott Sauerbeck, L (8,1) ERA: 3.18	1.0		4	1	1	1	1	0	0	0	0	0	1	7	12	9.00	1.000								
Brian Boehringer, R (9,1) ERA: 6.68	0.2		5	2	2	2	1	1	0	0	0	0	0	10	19	27.00	4.500								
Joe Beimel, L (9,1) ERA: 3.09	0.1		3	1	0	0	0	0	1	0	0	0	0	3	9	0.00	3.000								

Los Angeles Dodgers @ Pittsburgh Pirates  
PNC Park, Pittsburgh, PA  
Sun Apr 27 2003, 1:35 PM EDT  
Att: 19,679 - Sunny - 66 F


AB 32  
R 6  
H 10  
RBI 6  
BB 5  
SO 5  
LOB 16



Batter	1	2	3	4	5	6	7	8	9	AB	R	H	RBI	BB	SO	LOB	BOTTOM								
Pokey Reese, R (1,4) OBP: 0.253, SLG: 0.293	3-1 2B 18 SF8 1B		1-2 F9			3-1 2B 1B		1-2 2B 1B		4	1	3	0	0	0	1									
2 Jack Wilson, R (1,6) OBP: 0.296, SLG: 0.312	2-2 CS 1B		3-2 1H 2B			0-1 1B		0-1 1B		4	0	4	1	0	0	0									
18 Jason Kendall, R (1,2) OBP: 0.376, SLG: 0.451	0-2 SF8			2-2 G5-3		0-1 F7		0-1 G4-6-3	1-2 1B	3	0	0	1	0	0	4									
Aramis Ramirez, R (1,5) OBP: 0.313, SLG: 0.352	3-1 G6-3			0-3 K		0-0 G4-3			2-1 2B	4	0	1	0	0	1	3									
Reggie Sanders, R (1,7) OBP: 0.349, SLG: 0.493		4-2 CS BB		1-1 F9			2-0 G5-3		1-0 F8	3	0	0	0	1	0	1									
Craig Wilson, R (1,9) OBP: 0.333, SLG: 0.400		0-1 F9			4-1 G4-6-3 BB		3-1 2B		2-2 F7	3	0	1	0	1	0	2									
Kevin Young, R (1,3) OBP: 0.261, SLG: 0.341		3-1 F7			1-1 G4-6-3		1-2 F9		0-0 G5-3	4	0	0	0	0	0	4									
Adam Hyzdu, R (1,8) OBP: 0.214, SLG: 0.167		2-1 CS		2-3 K		0-0 F8		1-1 G5-3		2	0	0	0	0	1	0									
Randall Simon, L (7,PH) OBP: 0.333, SLG: 0.474										1	0	0	0	0	0	1									
Scott Sauerbeck, R (8,1) OBP: 0.333, SLG: 0.474										0	0	0	0	0	0	0									
Brian Boehringer, S (9,1) OBP: 0.333, SLG: 0.474										0	0	0	0	0	0	0									
Joe Beimel, L (9,1) ERA: 3.09										0	0	0	0	0	0	0									
Jeff Suppan, R (1,1) OBP: 0.250, SLG: 0.182										1	1	0	0	1	0	0									
Rob Mackowiak, L (8,8) OBP: 0.244, SLG: 0.237										1	0	0	0	0	0	0									
<b>Inning Stats</b>	R: 1 E: 0 K: 0 S: 10	H: 2 LOB: 0 BB: 0 P: 18	R: 0 E: 0 K: 0 S: 7	H: 0 LOB: 1 BB: 1 P: 16	R: 1 E: 0 K: 1 S: 12	H: 1 LOB: 1 BB: 1 P: 22	R: 0 E: 0 K: 1 S: 8	H: 0 LOB: 0 BB: 0 P: 11	R: 0 E: 0 K: 0 S: 4	H: 0 LOB: 2 BB: 0 P: 12	R: 0 E: 0 K: 0 S: 8	H: 1 LOB: 1 BB: 0 P: 15	R: 0 E: 0 K: 0 S: 11	H: 2 LOB: 1 BB: 0 P: 13	R: 0 E: 0 K: 0 S: 7	H: 1 LOB: 1 BB: 0 P: 12	1B: 6 2B: 3 3B: 0 HR: 0	SF: 1 SAC: 0 DP: 2 HBP: 0	WP: 0 PB: 0 SB: 1 CS: 2	PA: 35					
<b>PITCHER</b>	IP	WLS	BF	H	R	ER	SO	BB	IBB	HBP	BLK	WP	HR	S	P	ERA	WHIP								
Kaz Ishii, L (1,1) ERA: 3.45	6.0		22	5	2	2	2	3	0	0	0	0	0	6	12	0.00	1.500								
Guillermo Mota, R (7,1) ERA: 1.32	0.2	H	3	1	0	0	0	0	0	0	0	0	0	6	8	0.00	0.000								
Tom Martin, L (7,1) ERA: 1.13	0.2	H	2	0	0	0	0	0	0	0	0	0	0	7	8	0.00	3.000								
Paul Quantrill, R (8,1) ERA: 1.84	0.2	H	3	2	0	0	0	0	0	0	0	0	0	7	8	0.00	3.000								
Troy Brohawn, L (9,1) ERA: 2.09	1.0		4	1	0	0	0	0	0	0	0	0	0	7	12	0.00	1.000								

Los Angeles Dodgers @ Pittsburgh Pirates  
PNC Park, Pittsburgh, PA  
Sun Apr 27 2003, 1:35 PM EDT  
Att: 19,679 - Sunny - 66 F

AB 30  
R 2  
H 9  
RBI 2  
BB 3  
SO 2  
LOB 16





Batter	1	2	3	4	5	6	7	8	9	AB	R	H	RBI	BB	SO	LOB	TOP					
<b>Kenny Lofton, L</b> OBP: 0.263, SLG: 0.301	P2	1B		K		SH2-3 1B 2B		K		5	1	2	0	0	2	0	<b>Pittsburgh Pirates @ San Diego Padres</b> Qualcomm Stadium, San Diego, CA Tue Apr 29 2003, 10:05 PM EDT Att: 15,556 - Cloudy - 63 F					
<b>Jack Wilson, R</b> OBP: 0.316, SLG: 0.325	1B	1B		BB		SH2-3		L9		3	2	2	0	1	0	0						
<b>18 Jason Kendall, R</b> OBP: 0.388, SLG: 0.477	1B	1B		3B		G5-3		1B		4	1	2	1	0	1	3						
<b>Randall Simon, L</b> OBP: 0.344, SLG: 0.475	1B			P5		WP		K		4	1	2	2	0	0	3						
<b>Kevin Young, R</b> OBP: 0.295, SLG: 0.333	1B					1B				1	0	0	0	0	1	1						
<b>Aramis Ramirez, R</b> OBP: 0.308, SLG: 0.355	E5			2B		L7		K		5	1	1	1	0	1	2						
<b>Matt Stairs, L</b> OBP: 0.327, SLG: 0.311	1B			F7		F8		L7		4	0	1	0	0	0	1						
<b>Brian Boehringer, S</b>										0	0	0	0	0	0	0						
<b>Reggie Sanders, R</b> OBP: 0.341, SLG: 0.500	K			K		3B		K		5	0	1	0	0	4	3						
<b>Pokey Reese, R</b> OBP: 0.265, SLG: 0.308	K			2B		IBB		P2		3	0	1	1	1	1	2						
<b>Jeff D'Amico, R</b> OBP: 0.222, SLG: 0.222				G4-3		K		HR		3	0	0	0	0	2	3						
<b>Brian Meadows, R</b>										0	0	0	0	0	0	0						
<b>Dennys Reyes, R</b>										0	0	0	0	0	0	0						
<b>Rob Mackowiak, L</b> OBP: 0.262, SLG: 0.333										1	1	1	1	0	0	0						
<b>Abraham Nunez, S</b> OBP: 0.226, SLG: 0.172										1	0	0	0	0	0	0						
<b>Inning Stats</b>	R: 3 E: 1 K: 2 S: 30	H: 3 LOB: 2 BB: 0 P: 44	R: 0 E: 0 K: 2 S: 15	H: 2 LOB: 2 BB: 0 P: 27	R: 1 E: 0 K: 1 S: 10	H: 2 LOB: 1 BB: 0 P: 15	R: 1 E: 0 K: 1 S: 12	H: 1 LOB: 1 BB: 1 P: 19	R: 0 E: 0 K: 1 S: 7	H: 1 LOB: 1 BB: 1 P: 15	R: 1 E: 0 K: 0 S: 11	H: 2 LOB: 1 BB: 0 P: 16	R: 0 E: 0 K: 1 S: 11	H: 0 LOB: 0 BB: 0 P: 18	R: 1 E: 0 K: 2 S: 13	H: 2 LOB: 1 BB: 0 P: 19	R: 0 E: 0 K: 2 S: 8	H: 0 LOB: 0 BB: 0 P: 11	1B: 7 2B: 3 3B: 2 HR: 1	SF: 0 SAC: 1 DP: 0 HBP: 1	WP: 5 PB: 0 SB: 0 CS: 0	PA: 43
<b>PITCHER</b>	IP WLS BF H R ER SO BB IBB HBP BLK WP HR S P ERA WHIP																					
<b>Adam Eaton, R</b> ERA: 3.5	3.1 L 21 8 5 5 6 1 0 1 0 0 4 0 64 101 13.50 2.700																					
<b>Mike Matthews, L</b> ERA: 3.93	1.2 6 1 0 0 1 0 1 0 0 0 0 10 19 0.00 0.600																					
<b>Brandon Villafuerte, R</b> ERA: 6.61	2.0 8 2 1 1 1 0 0 0 0 0 1 0 22 34 4.50 1.000																					
<b>Jesse Orosco, L</b> ERA: 5.0	1.0 5 2 1 1 2 0 0 0 0 0 0 1 13 19 9.00 2.000																					
<b>Luther Hackman, R</b> ERA: 3.0	1.0 3 0 0 0 2 0 0 0 0 0 0 0 8 11 0.00 0.000																					

Batter	1	2	3	4	5	6	7	8	9	AB	R	H	RBI	BB	SO	LOB	BOTTOM					
<b>Ramón Vázquez, L</b> OBP: 0.409, SLG: 0.398	S		F9		G4-3		B2		FC4-6	5	0	1	0	0	0	3	<b>Pittsburgh Pirates @ San Diego Padres</b> Qualcomm Stadium, San Diego, CA Tue Apr 29 2003, 10:05 PM EDT Att: 15,556 - Cloudy - 63 F					
<b>Mark Kotsay, L</b> OBP: 0.344, SLG: 0.349	L8		G3		G3-1		G4-3		FC6-4	4	0	0	0	0	0	2						
<b>Jesse Orosco, R</b>										0	0	0	0	0	0	0						
<b>Luther Hackman, R</b>										0	0	0	0	0	0	0						
<b>Brian Buchanan, R</b> OBP: 0.346, SLG: 0.364										1	0	0	0	0	0	2						
<b>Ryan Klesko, L</b> OBP: 0.350, SLG: 0.506	P5		G4-3			K		G3		4	0	0	0	0	1	1						
<b>Rondell White, R</b> OBP: 0.324, SLG: 0.505	G5-3				G6-3		G6-3		K	4	0	0	0	0	1	1						
<b>Sean Burroughs, L</b> OBP: 0.275, SLG: 0.315			P5			1B		P4		4	0	2	0	0	0	0						
<b>Xavier Nady, R</b> OBP: 0.321, SLG: 0.396	E1		SH1-3		K		FC6-4		G5-3	4	0	1	0	0	1	1						
<b>Mark Loretta, R</b> OBP: 0.309, SLG: 0.345			SH1-3				FC6-4		HR	2	1	1	1	1	0	2						
<b>Mike Rivera, R</b> OBP: 0.320, SLG: 0.304			F9		K				FC4-6	4	0	2	0	0	1	3						
<b>Adam Eaton, R</b> ERA: 3.67										1	1	1	1	0	0	0						
<b>Keith Lockhart, L</b> ERA: 3.62										0	0	0	0	0	0	0						
<b>Brandon Villafuerte, R</b>										1	0	0	0	0	0	0						
<b>Dave Hansen, L</b> ERA: 1.35										0	0	0	0	0	0	0						
<b>Shane Victorino, S</b> OBP: 0.200, SLG: 0.225										1	0	1	0	0	0	0						
<b>Inning Stats</b>	R: 0 E: 0 K: 0 S: 7	H: 1 LOB: 1 BB: 0 P: 12	R: 0 E: 1 K: 0 S: 9	H: 0 LOB: 1 BB: 0 P: 15	R: 1 E: 0 K: 0 S: 8	H: 1 LOB: 0 BB: 0 P: 10	R: 0 E: 0 K: 2 S: 13	H: 1 LOB: 2 BB: 1 P: 19	R: 0 E: 0 K: 1 S: 7	H: 0 LOB: 0 BB: 0 P: 13	R: 0 E: 0 K: 1 S: 12	H: 2 LOB: 2 BB: 0 P: 19	R: 0 E: 0 K: 1 S: 6	H: 1 LOB: 1 BB: 0 P: 8	R: 0 E: 0 K: 1 S: 6	H: 0 LOB: 0 BB: 0 P: 8	R: 1 E: 0 K: 0 S: 11	H: 3 LOB: 2 BB: 0 P: 14	1B: 6 2B: 1 3B: 0 HR: 2	SF: 0 SAC: 1 DP: 0 HBP: 0	WP: 0 PB: 0 SB: 2 CS: 0	PA: 38
<b>PITCHER</b>	IP WLS BF H R ER SO BB IBB HBP BLK WP HR S P ERA WHIP																					
<b>Jeff D'Amico, R</b> ERA: 3.62	6.0 W 25 5 1 1 3 1 0 0 0 0 0 1 59 88 1.50 1.000																					
<b>Brian Meadows, R</b> ERA:	0.0 1 1 0 0 0 0 0 0 0 0 0 1 1 - - -																					
<b>Dennys Reyes, L</b> ERA: 1.35	2.0 6 0 0 0 2 0 0 0 0 0 0 0 12 15 0.00 0.000																					
<b>Brian Boehringer, R</b> ERA: 8.71	1.0 6 3 1 1 0 0 0 0 0 0 0 1 11 14 9.00 3.000																					



Batter	1	2	3	4	5	6	7	8	9	AB	R	H	RBI	BB	SO	LOB	TOP					
<b>Pokey Reese, R</b> OBP: 0.264, SLG: 0.296 (1, 4)	L3	SH5-3						K		3	0	0	1	1	2	0	<b>Pittsburgh Pirates @ San Diego Padres</b> Qualcomm Stadium, San Diego, CA Wed Apr 30 2003, 10:05 PM EDT Att: 13,845 - Sunny - 63 F					
<b>2 Jack Wilson, R</b> OBP: 0.311, SLG: 0.353 (1, 6)	HR	G4-3	G4-3					G1-3		5	1	1	1	0	0	2						
<b>18 Jason Kendall, R</b> OBP: 0.398, SLG: 0.483 (1, 2)	F9		1B	2B	BB	1B		L3		3	1	1	0	1	0	0						
<b>Aramis Ramirez, R</b> OBP: 0.321, SLG: 0.371 (1, 5)	1B		BB	1B	HR	HBP		G5-3		4	2	2	0	0	0	2						
<b>Reggie Sanders, R</b> OBP: 0.355, SLG: 0.506 (1, 7)	1B		HR	1B	BB			F9		5	1	3	1	0	0	2						
<b>Kevin Young, R</b> OBP: 0.231, SLG: 0.300 (1, 3)	F9		K	K				L4		5	0	0	0	0	2	9						
<b>Craig Wilson, R</b> OBP: 0.366, SLG: 0.406 (1, 9)		FC6-4	SH5-3	1B	HR	BB		F8		2	2	1	1	2	0	0						
<b>Adam Hyzdu, R</b> OBP: 0.278, SLG: 0.400 (9, PH)			FC6-4	BB	HR	BB		G5-3		3	1	1	4	1	1	3						
<b>Rob Mackowiak, L</b> OBP: 0.256, SLG: 0.325 (9, PH)			BB	HR	HR			K		1	0	0	0	0	1	1						
<b>Kris Benson, R</b> OBP: 0.370, SLG: 0.304 (7, PH)		FC6-4	SH5-3	1B				G4-3		3	0	0	0	0	0	2						
<b>Matt Stairs, L</b> OBP: 0.291, SLG: 0.304 (7, PH)										1	0	0	0	0	0	0						
<b>Joe Bernier, L</b> ERA: 2.92 (7, 1)										0	0	0	0	0	0	0						
<b>Julian Tavarez, L</b> ERA: 5.89 (7, 1)										0	0	0	0	0	0	0						
<b>Scott Sauerbeck, R</b> ERA: 2.57 (8, 1)										0	0	0	0	0	0	0						
<b>Brian Boehringer, S</b> ERA: 6.75 (8, 1)										0	0	0	0	0	0	0						
<b>Dennys Reyes, R</b> ERA: 6.75 (8, 1)										0	0	0	0	0	0	0						
<b>Mike Williams, R</b> ERA: 6.75 (8, 1)										0	0	0	0	0	0	0						
<b>Inning Stats</b>	R: 1 E: 0 K: 0 S: 15	H: 3 LOB: 2 BB: 0 P: 20	R: 1 E: 0 K: 0 S: 12	H: 1 LOB: 1 BB: 1 P: 21	R: 5 E: 0 K: 1 S: 22	H: 3 LOB: 1 BB: 2 P: 37	R: 0 E: 0 K: 2 S: 18	H: 1 LOB: 3 BB: 2 P: 33	R: 0 E: 0 K: 1 S: 10	H: 0 LOB: 0 BB: 0 P: 13	R: 0 E: 0 K: 0 S: 7	H: 0 LOB: 1 BB: 0 P: 11	R: 0 E: 0 K: 0 S: 3	H: 0 LOB: 0 BB: 0 P: 4	R: 0 E: 0 K: 1 S: 10	H: 0 LOB: 0 BB: 0 P: 14	R: 1 E: 0 K: 1 S: 11	H: 1 LOB: 1 BB: 0 P: 17	1B: 5 2B: 2 3B: 0 HR: 2	SF: 1 HBP: 2	WP: 1 PB: 0 SB: 0 CS: 0	PA: 44
<b>PITCHER</b>	IP	WLS	BF	H	R	ER	SO	BB	IBB	HBP	BLK	WP	HR	S	P	ERA	WHIP					
<b>Oliver Pérez, L</b> ERA: 8.23 (1, 1)	3.0	L	21	7	7	7	1	4	0	1	0	1	2	52	85	21.00	3.667					
<b>Brandon Villafuerte, R</b> ERA: 5.89 (4, 1)	2.0		8	1	0	0	3	1	0	0	0	0	0	25	39	0.00	1.000					
<b>Luther Hackman, R</b> ERA: 2.57 (6, 1)	2.0		7	0	0	0	0	0	0	1	0	0	0	10	15	0.00	0.000					
<b>Matt Herges, R</b> ERA: 6.75 (8, 1)	2.0		8	1	1	0	2	0	0	0	0	0	0	21	31	0.00	0.500					

AB	35
R	8
H	9
RBI	8
BB	5
SO	6
LOB	21



Batter	1	2	3	4	5	6	7	8	9	AB	R	H	RBI	BB	SO	LOB	BOTTOM					
<b>Ramón Vázquez, L</b> OBP: 0.400, SLG: 0.388 (1, 6)	G6-3		1B					K	G4-3	5	1	1	0	0	1	0	<b>Pittsburgh Pirates @ San Diego Padres</b> Qualcomm Stadium, San Diego, CA Wed Apr 30 2003, 10:05 PM EDT Att: 13,845 - Sunny - 63 F					
<b>Mark Loretta, R</b> OBP: 0.320, SLG: 0.356 (1, 4)			1B							3	1	2	0	0	0	0						
<b>Luther Hackman, R</b> OBP: 0.370, SLG: 0.391 (6, 1)			HR							0	0	0	0	0	0	0						
<b>Brian Buchanan, R</b> OBP: 0.282, SLG: 0.257 (7, PH)			HR							1	0	1	0	0	0	0						
<b>Matt Herges, L</b> OBP: 0.282, SLG: 0.257 (8, PH)			1B							0	0	0	0	0	0	0						
<b>Shane Victorino, S</b> OBP: 0.282, SLG: 0.257 (9, PH)			1B							1	0	1	0	0	0	0						
<b>Ryan Klesko, L</b> OBP: 0.362, SLG: 0.533 (1, 3)	L8		HR							3	2	1	3	2	0	2						
<b>Rondell White, R</b> OBP: 0.327, SLG: 0.495 (1, 7)	K		K							4	0	1	0	1	3	3						
<b>Mark Kotsay, L</b> OBP: 0.357, SLG: 0.356 (1, 8)			G4-6-3	1B				L8		4	1	2	0	1	0	4						
<b>Sean Burroughs, L</b> OBP: 0.274, SLG: 0.303 (1, 5)			G4-6-3					F8		3	0	0	0	1	0	4						
<b>Xavier Nady, R</b> OBP: 0.318, SLG: 0.390 (1, 9)			K					F8		4	0	1	1	0	1	3						
<b>Mike Rivera, R</b> OBP: 0.286, SLG: 0.269 (8, PH)								FC3-6		3	0	0	0	0	1	3						
<b>Dave Hansen, L</b> OBP: 0.455, SLG: 0.250 (8, PH)								BB		0	0	0	0	0	0	0						
<b>Wiki Gonzalez, R</b> OBP: 0.282, SLG: 0.361 (9, 2)								BB		0	0	0	1	0	0	0						
<b>Oliver Pérez, L</b> ERA: 2.9 (4, 1)										1	0	0	0	0	0	0						
<b>Brandon Villafuerte, R</b> ERA: 5.89 (5, PH)										0	0	0	0	0	0	0						
<b>Keith Lockhart, L</b> ERA: 2.57 (8, 4)										1	0	0	0	0	0	0						
<b>Lou Merloni, R</b> OBP: 0.426, SLG: 0.426 (7, PH)										2	0	0	0	0	1	1						
<b>Inning Stats</b>	R: 0 E: 0 K: 1 S: 9	H: 1 LOB: 1 BB: 0 P: 14	R: 0 E: 0 K: 1 S: 5	H: 1 LOB: 0 BB: 0 P: 8	R: 3 E: 0 K: 1 S: 15	H: 3 LOB: 0 BB: 0 P: 24	R: 0 E: 0 K: 0 S: 10	H: 1 LOB: 1 BB: 0 P: 12	R: 0 E: 0 K: 1 S: 7	H: 0 LOB: 0 BB: 0 P: 9	R: 1 E: 0 K: 1 S: 14	H: 2 LOB: 2 BB: 1 P: 24	R: 0 E: 0 K: 2 S: 11	H: 1 LOB: 2 BB: 1 P: 22	R: 1 E: 0 K: 1 S: 10	H: 0 LOB: 1 BB: 2 P: 24	R: 0 E: 0 K: 0 S: 7	H: 1 LOB: 2 BB: 1 P: 14	1B: 9 2B: 0 3B: 0 HR: 1	SF: 1 HBP: 0	WP: 2 PB: 0 SB: 0 CS: 0	PA: 41
<b>PITCHER</b>	IP	WLS	BF	H	R	ER	SO	BB	IBB	HBP	BLK	WP	HR	S	P	ERA	WHIP					
<b>Kris Benson, R</b> ERA: 2.9 (1, 1)	6.0	W	26	4	4	4	4	1	0	0	0	0	0	8	17	0.00	3.000					
<b>Joe Bernier, L</b> ERA: 2.92 (7, 1)	0.2	H	4	1	0	0	1	1	0	0	0	0	0	8	17	0.00	3.000					
<b>Julian Tavarez, R</b> ERA: 5.89 (7, 1)	0.1	H	1	0	0	0	1	0	0	0	0	0	0	3	5	0.00	0.000					
<b>Scott Sauerbeck, L</b> ERA: 3.97 (8, 1)	0.0		2	0	1	1	0	2	0	0	0	0	0	2	10	=	=					
<b>Brian Boehringer, R</b> ERA: 6.44 (8, 1)	0.1	H	1	0	0	0	0	0	0	0	0	0	0	3	5	0.00	0.000					

AB	35
R	5
H	10
RBI	5
BB	5
SO	7
LOB	20

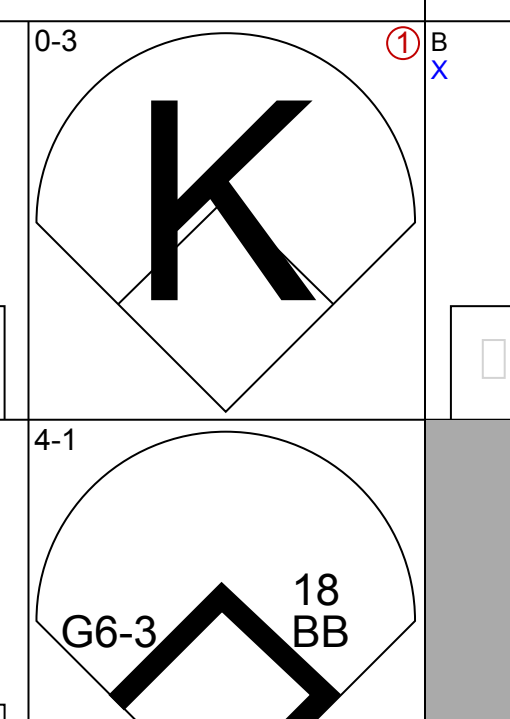
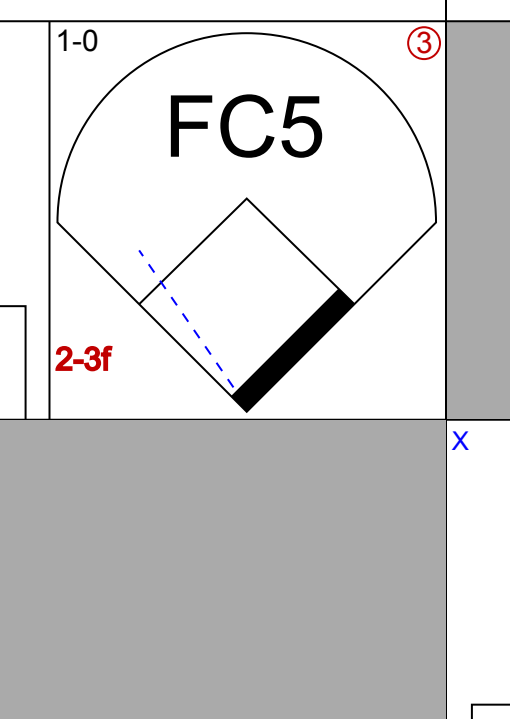
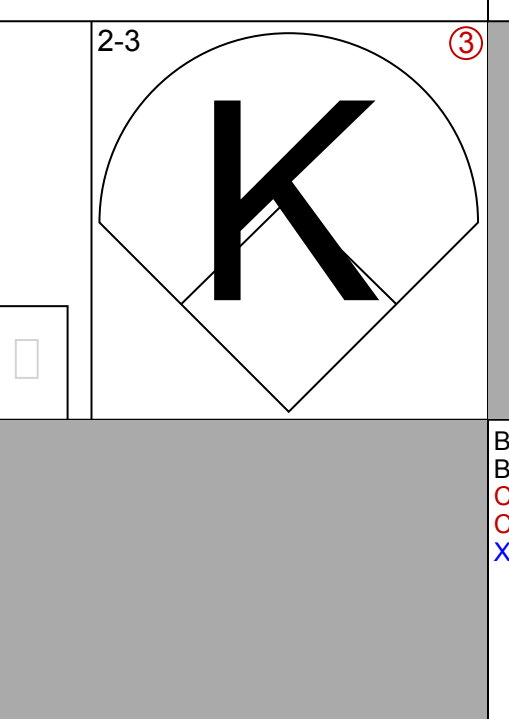
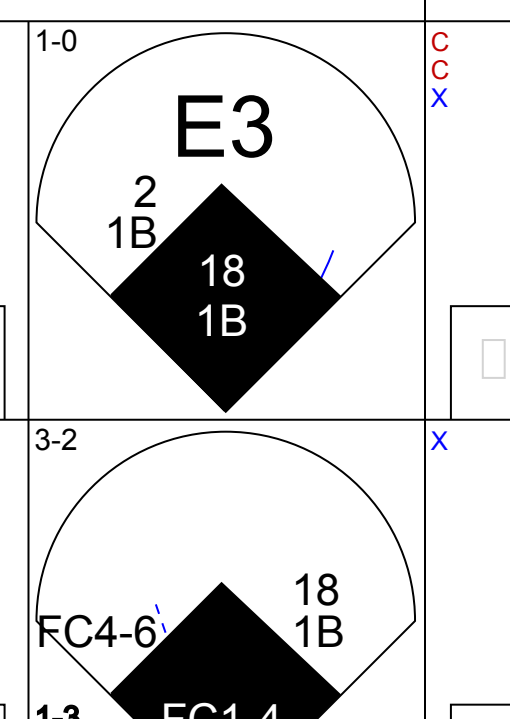
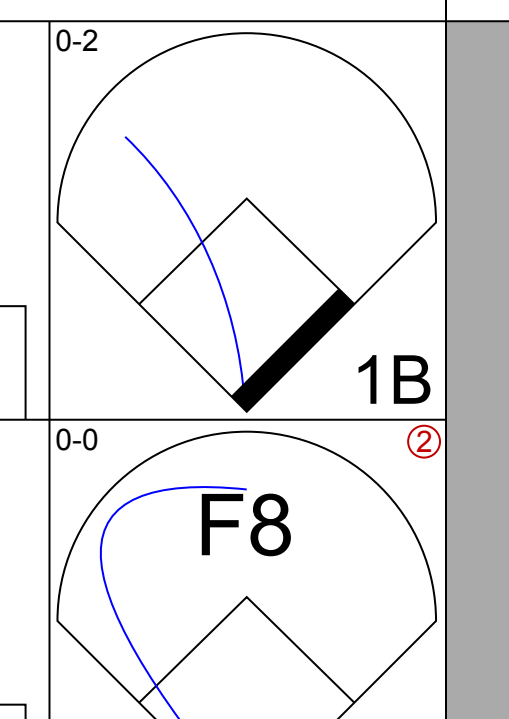
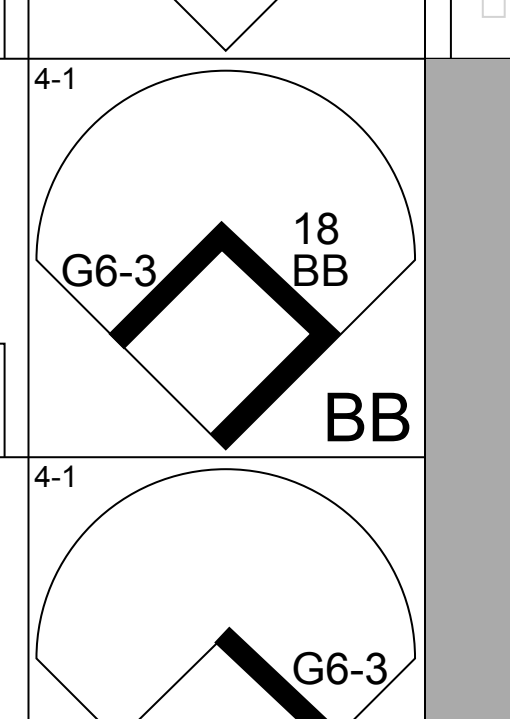
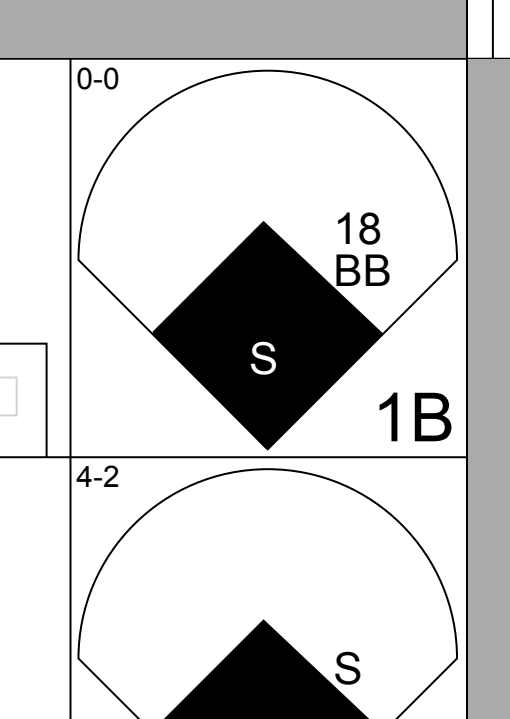
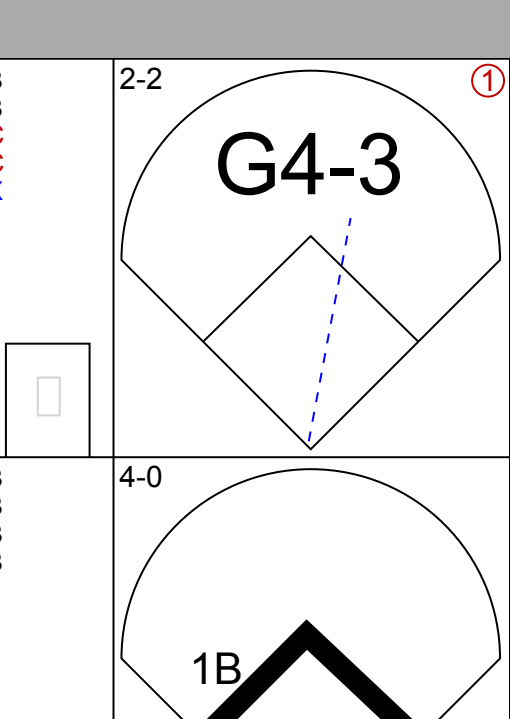
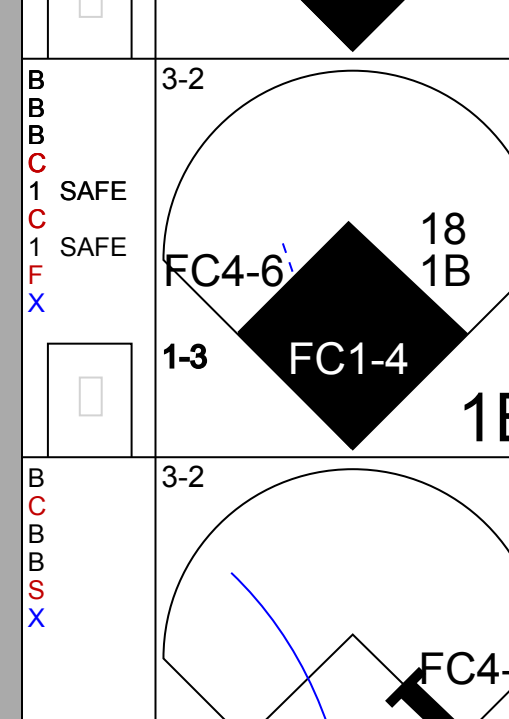
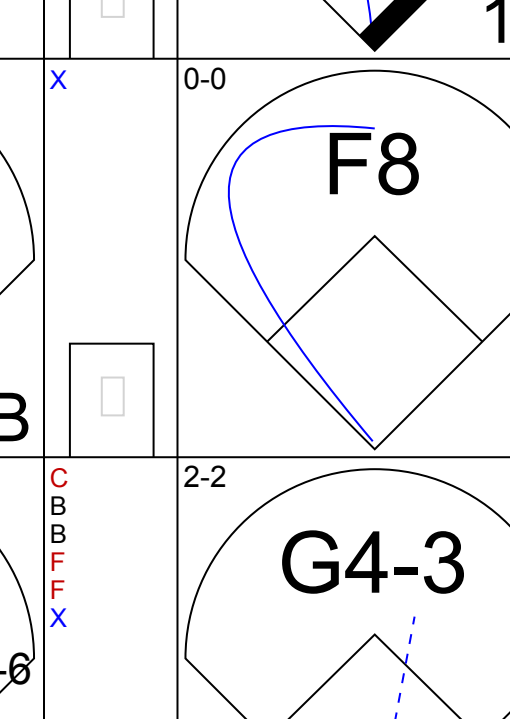
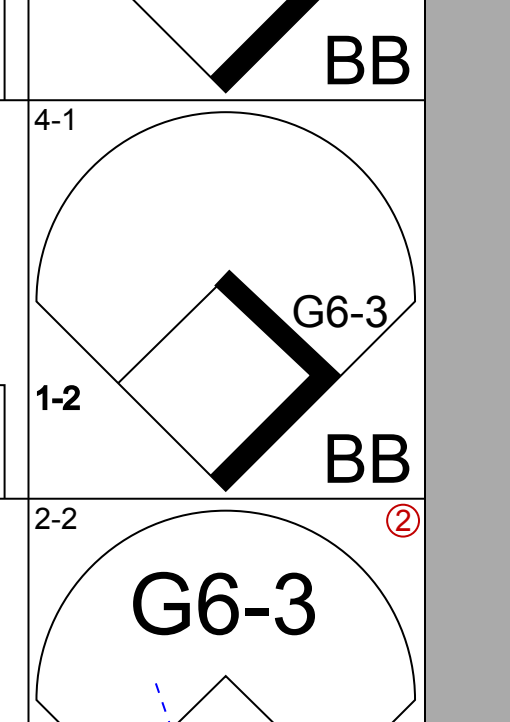
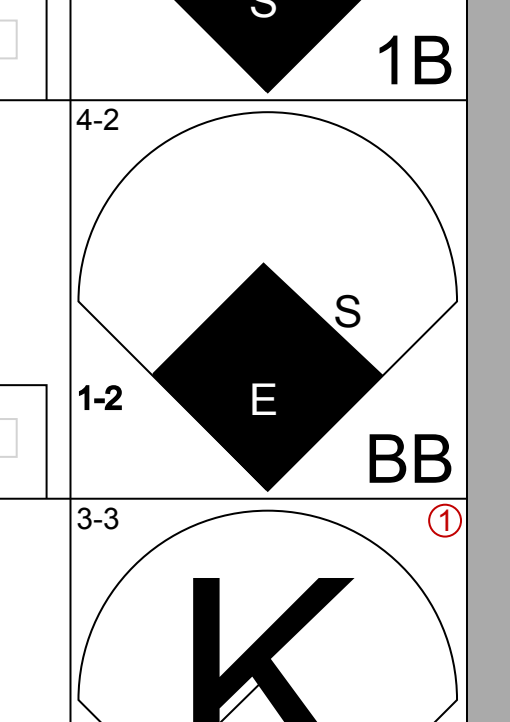
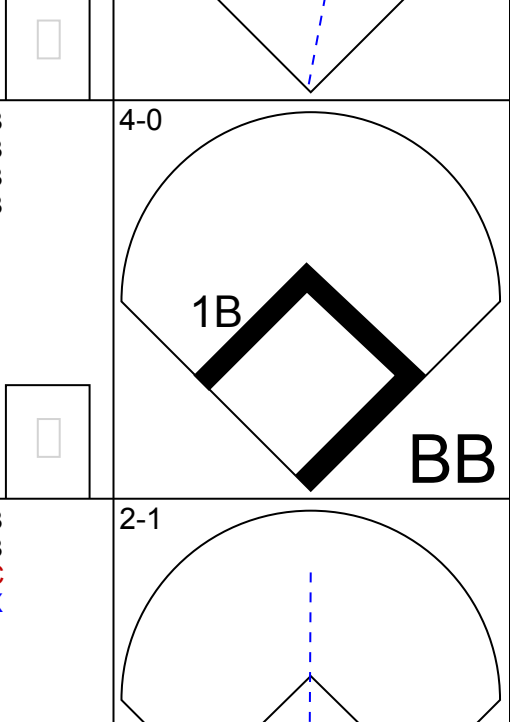
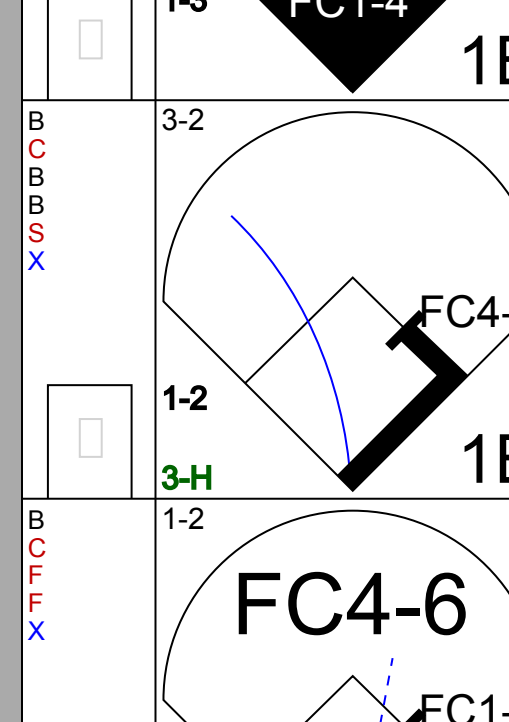
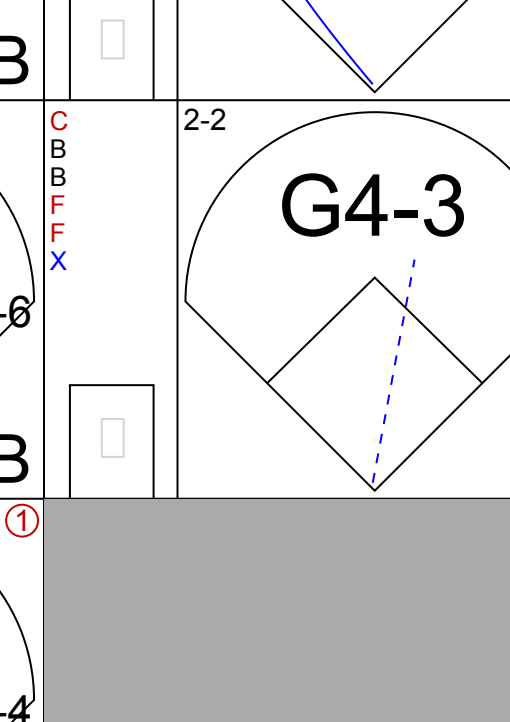
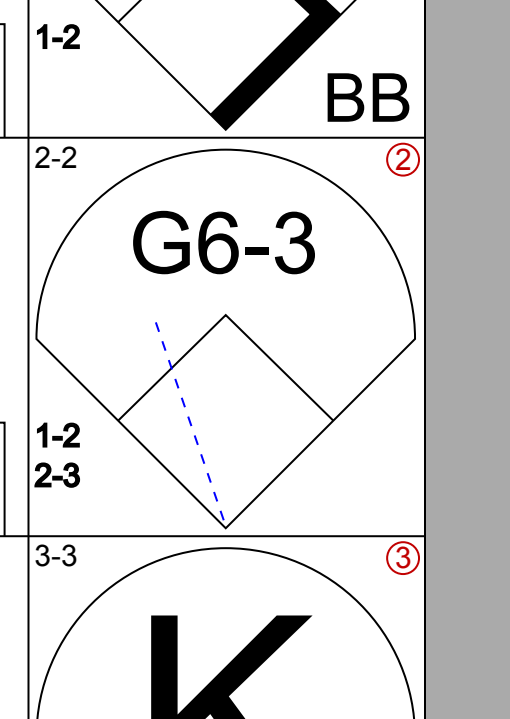
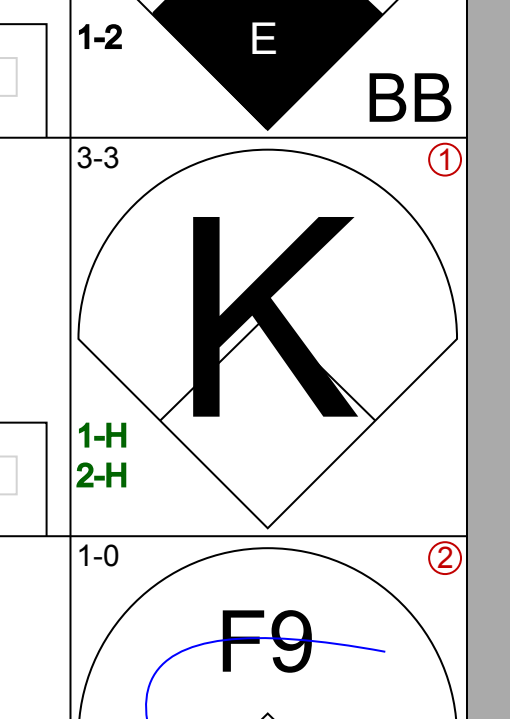
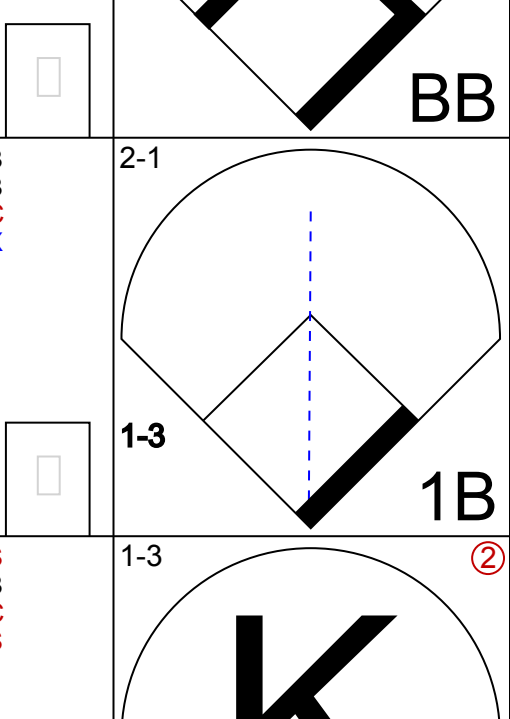
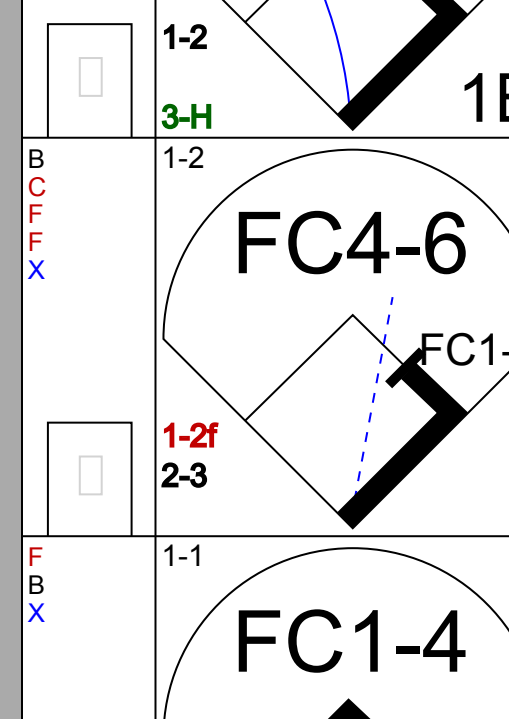
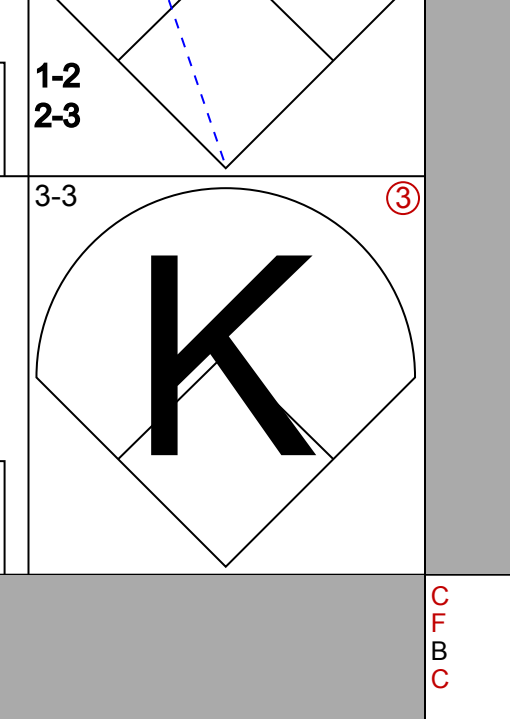
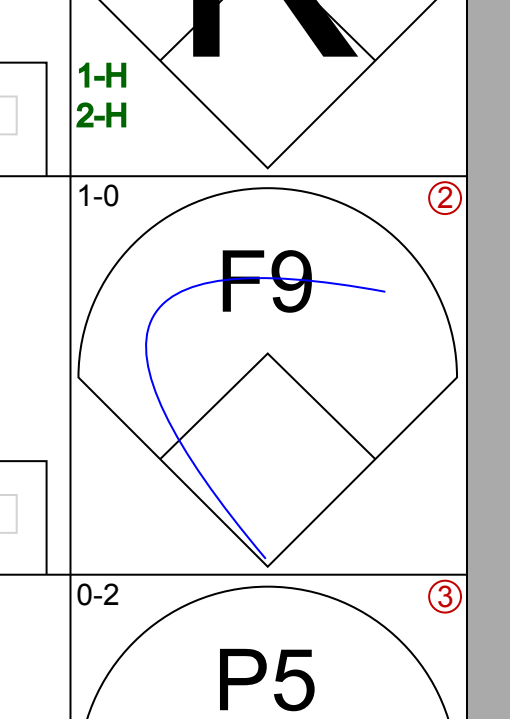
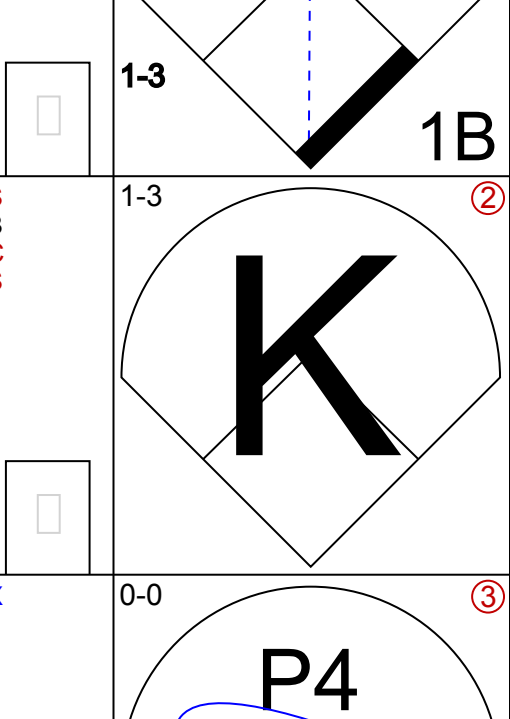
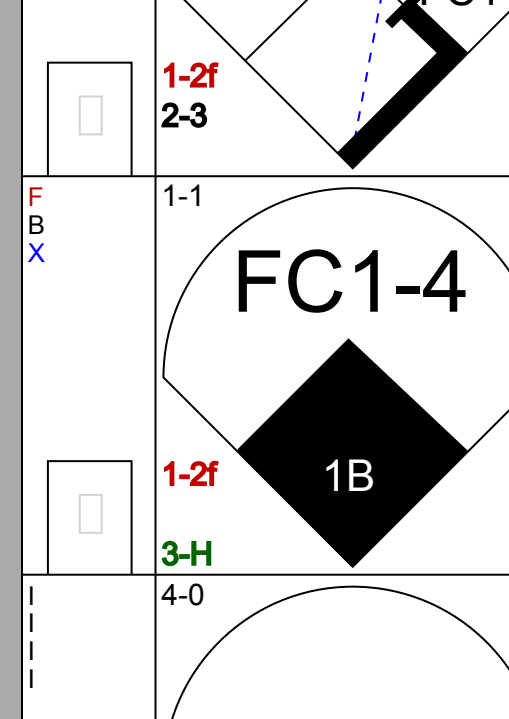
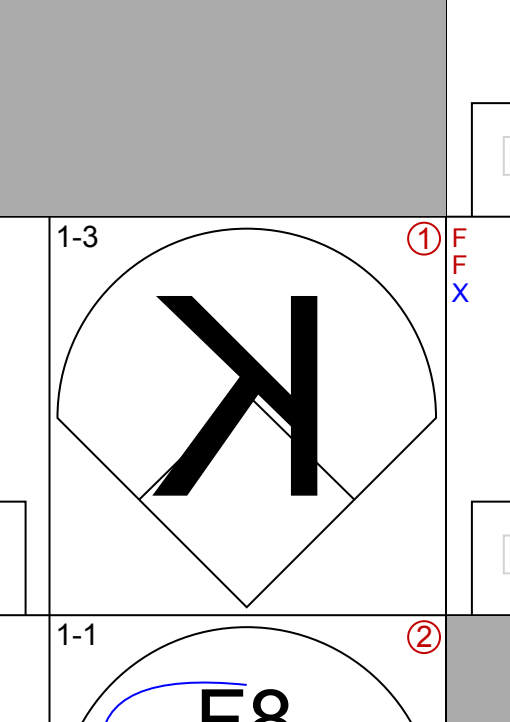
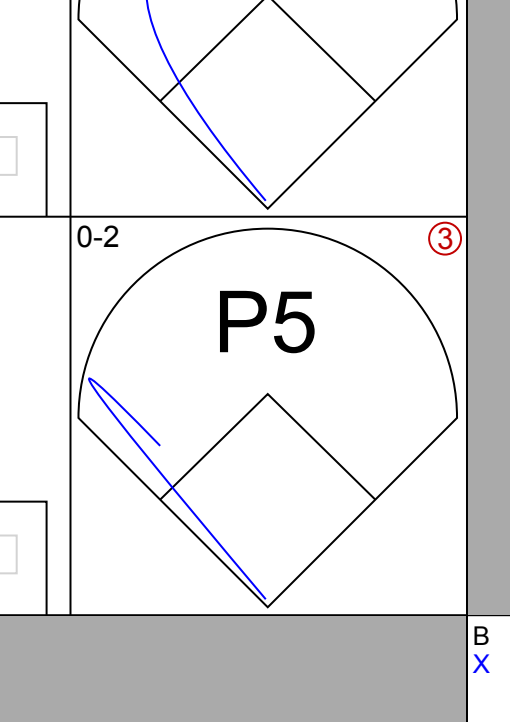
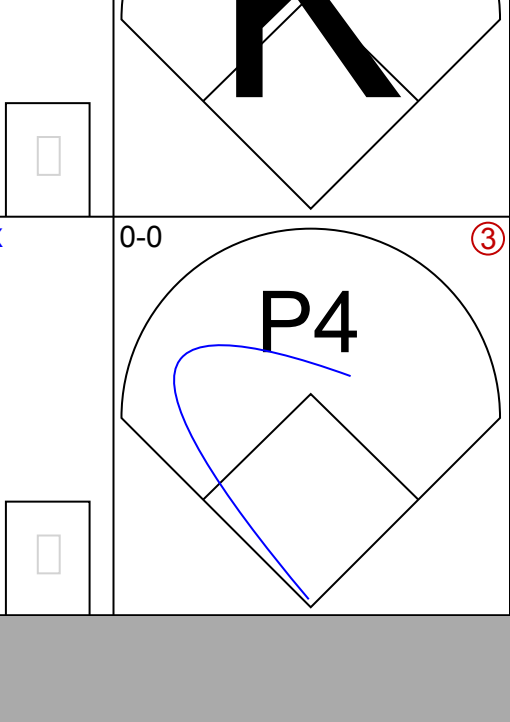
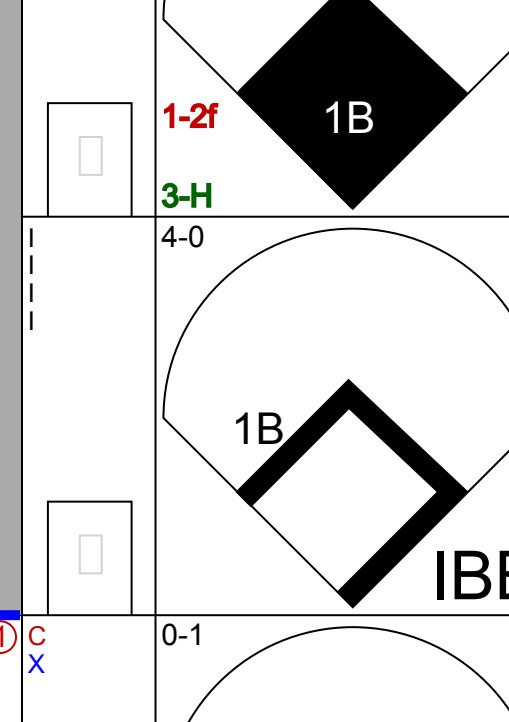
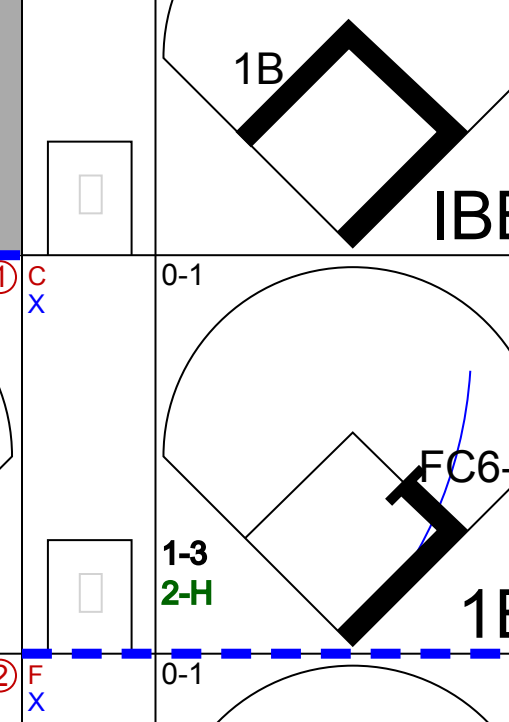
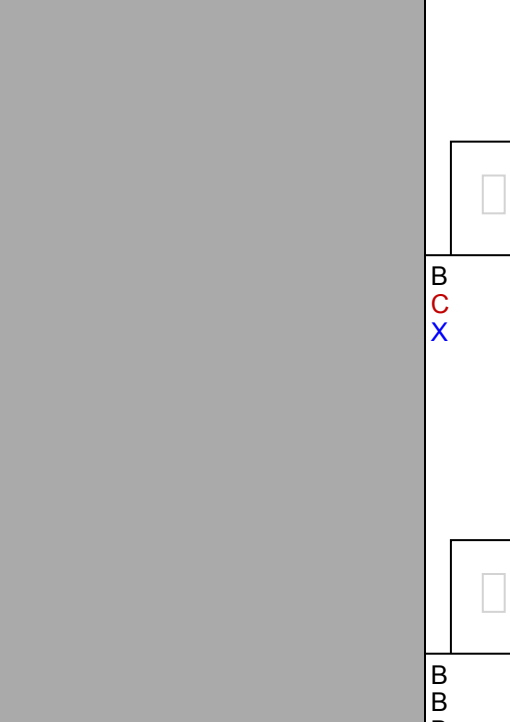
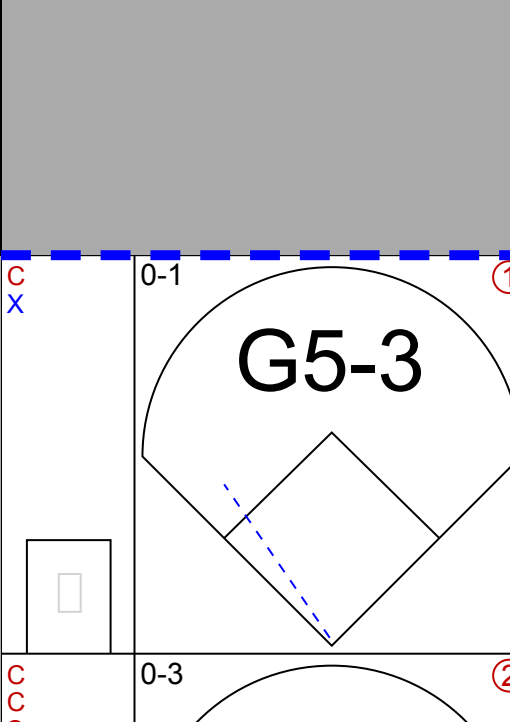
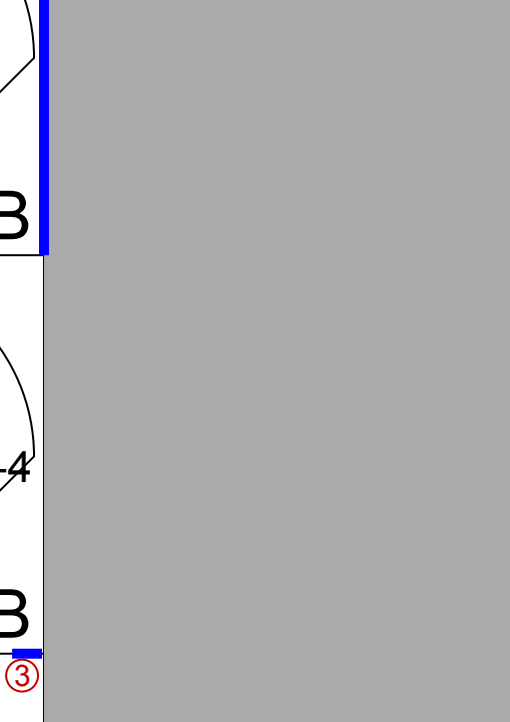
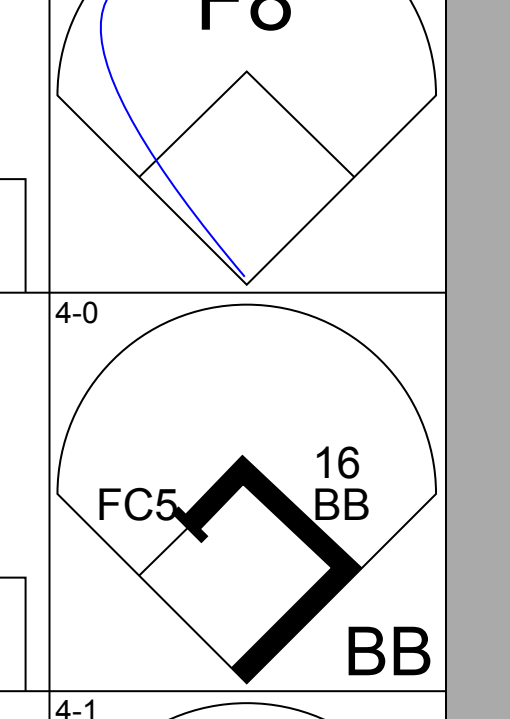
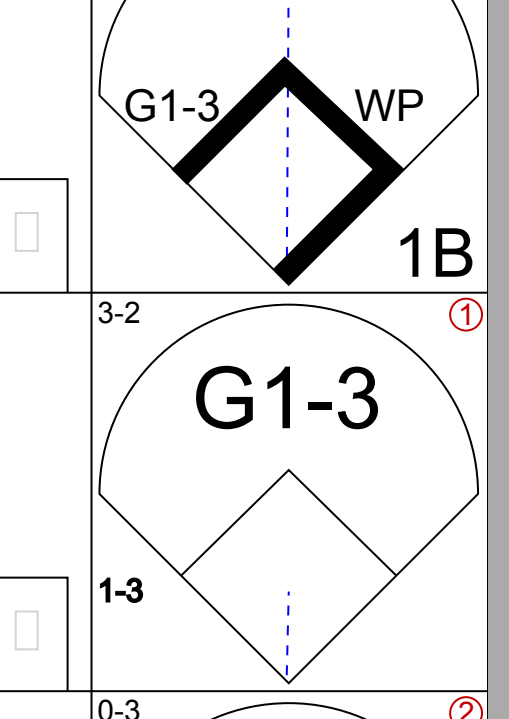
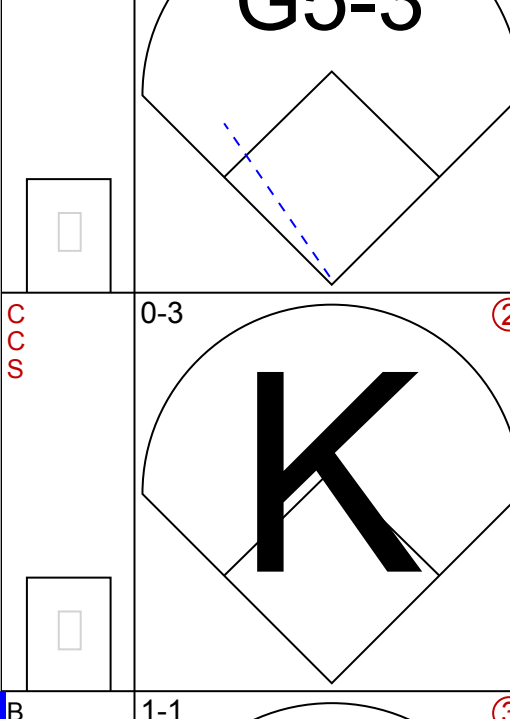
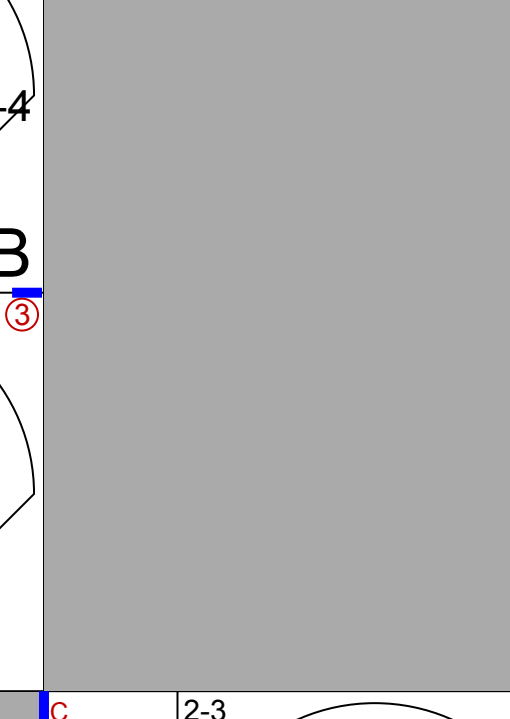
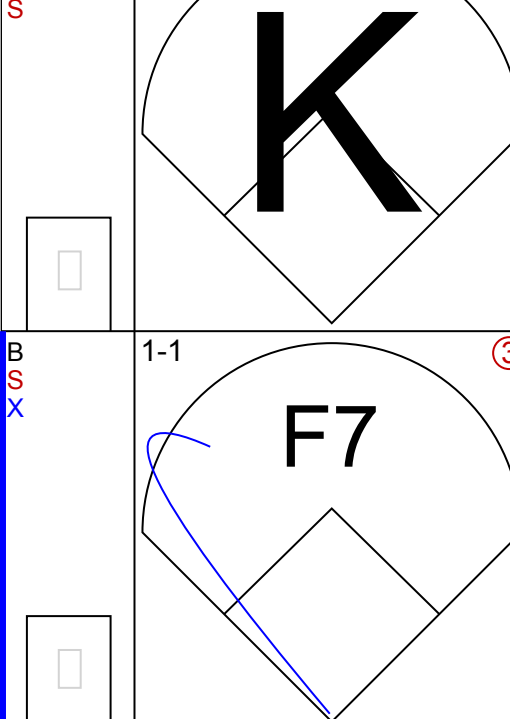
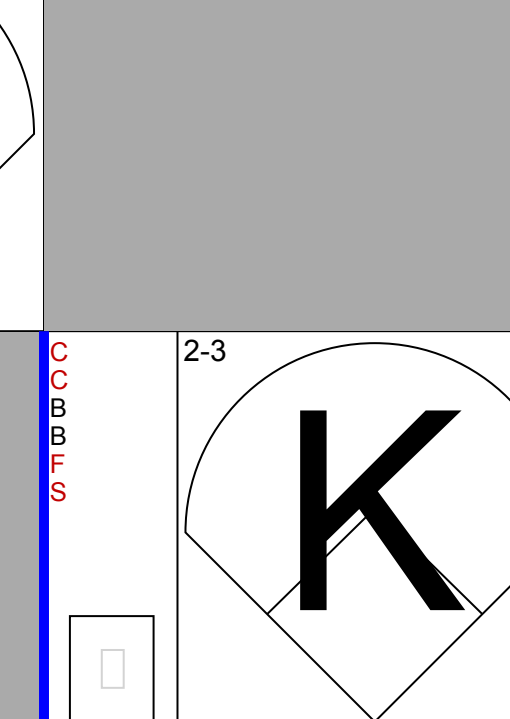


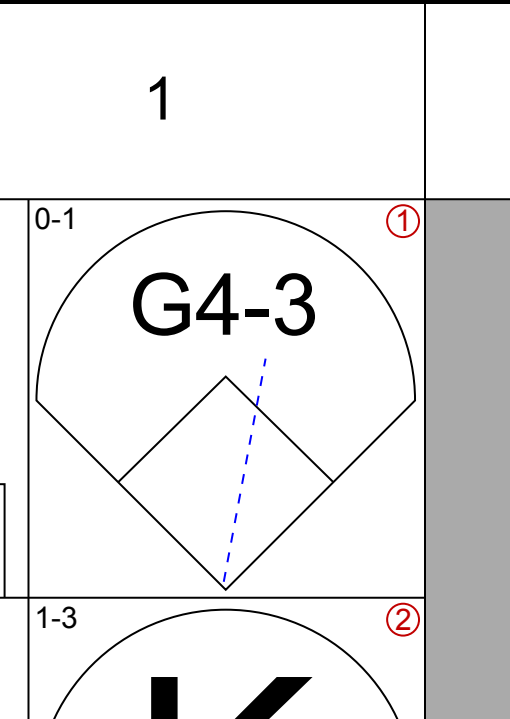
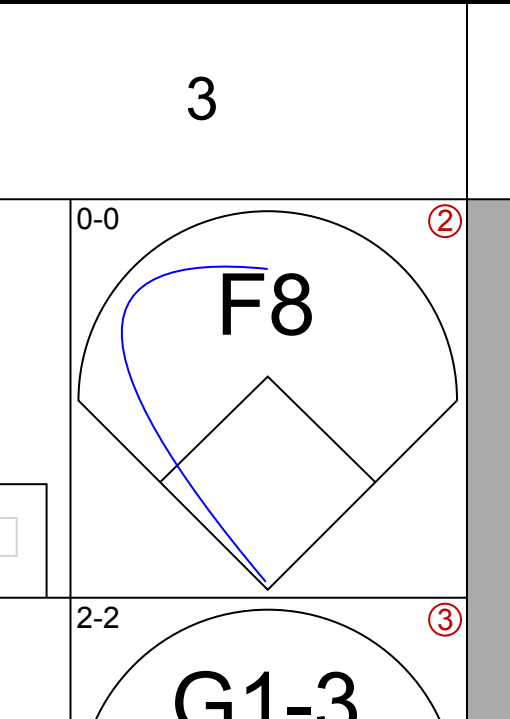
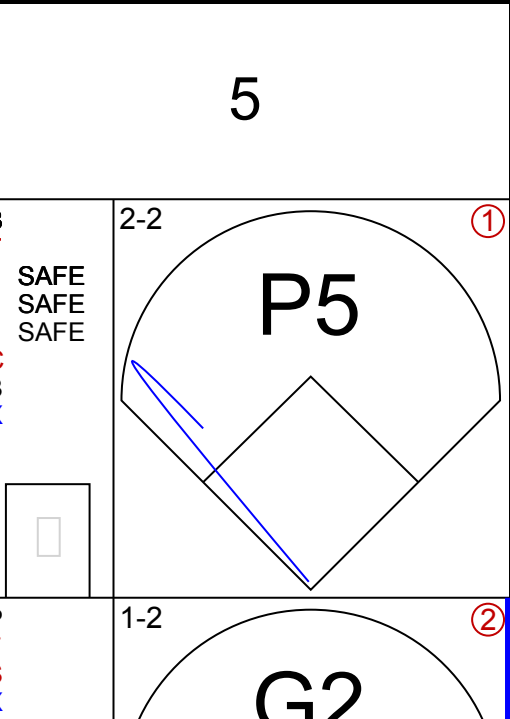
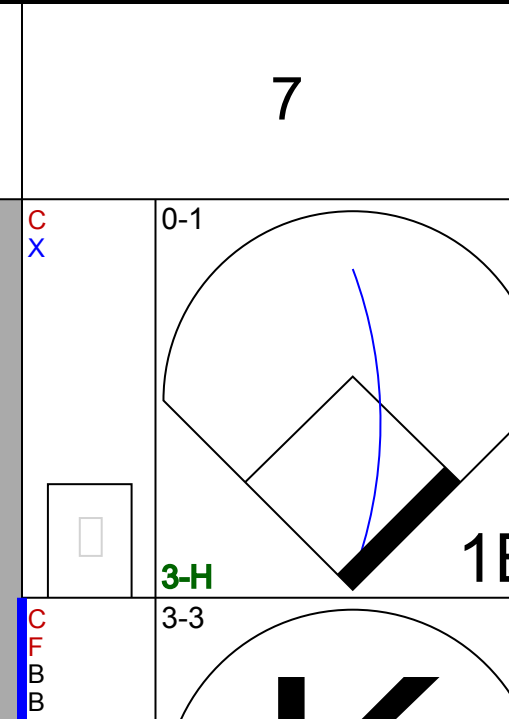
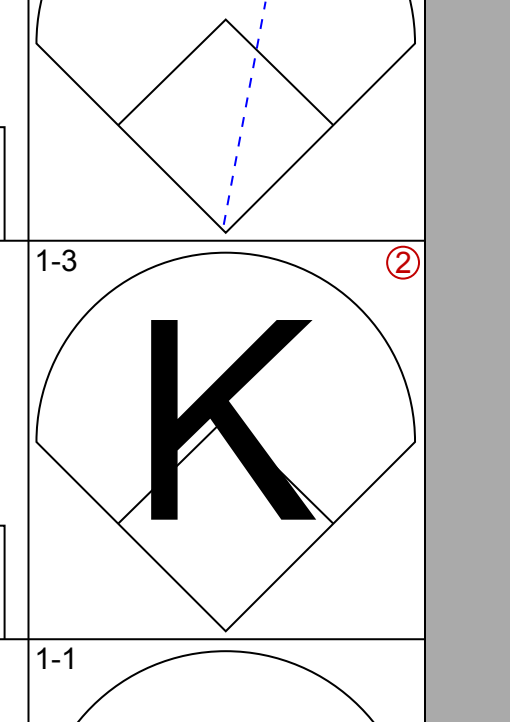
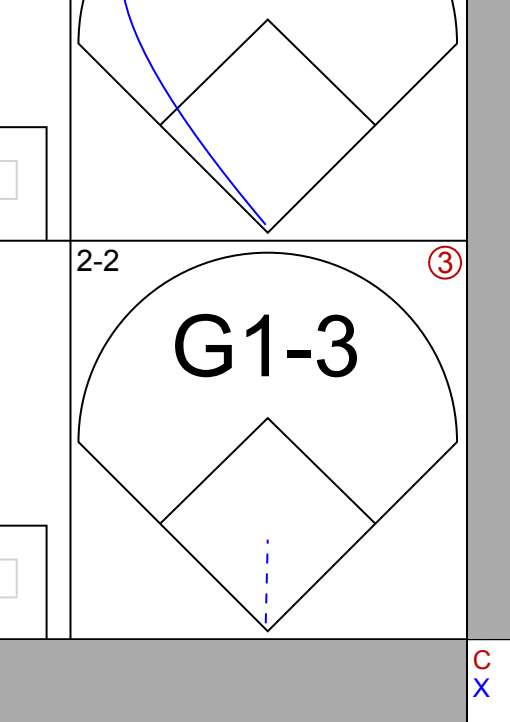
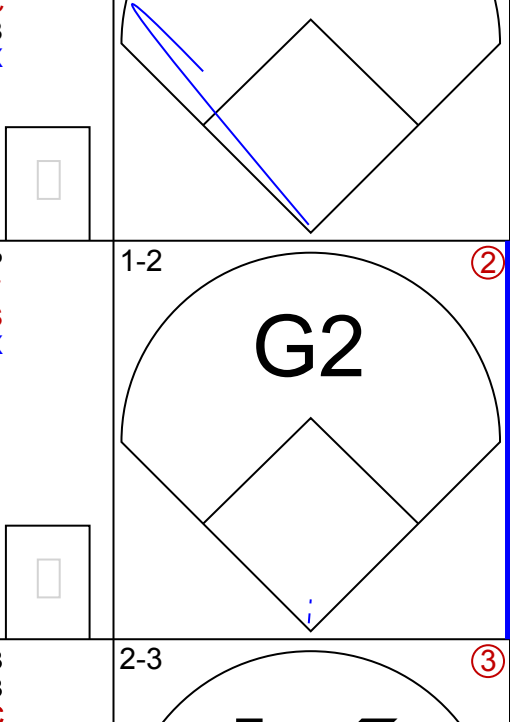
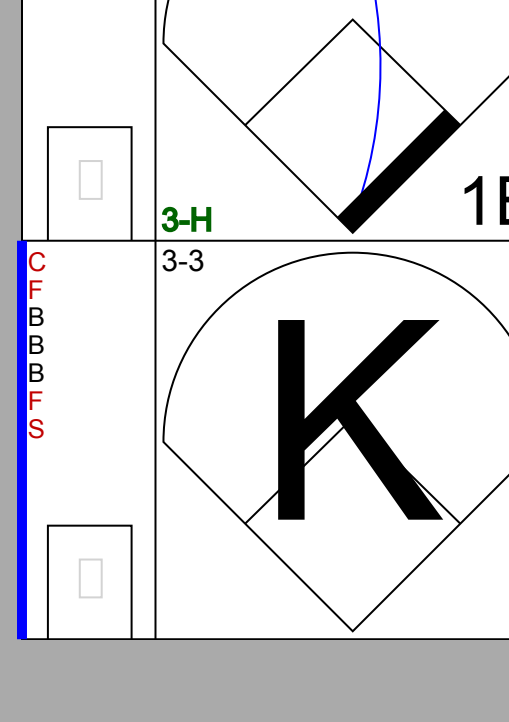
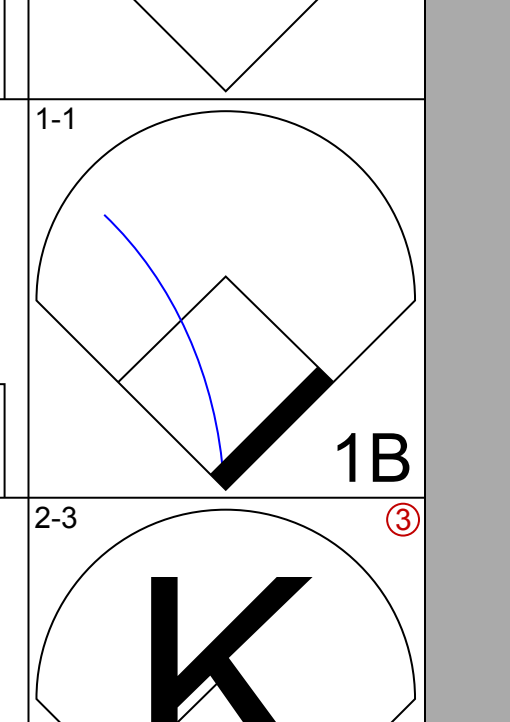
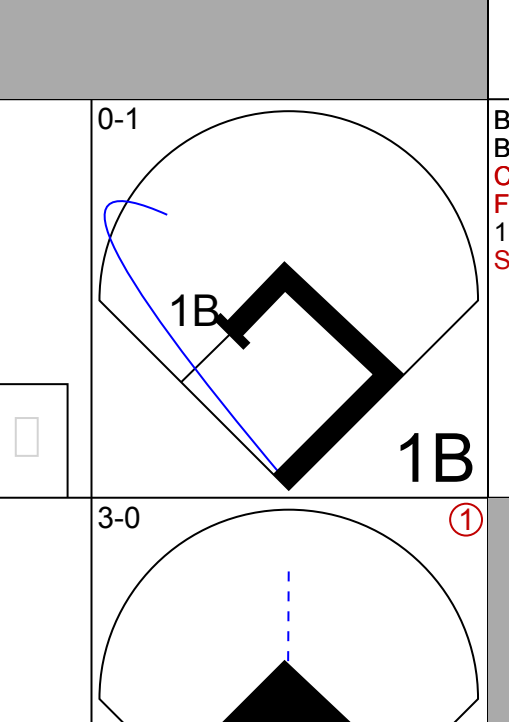
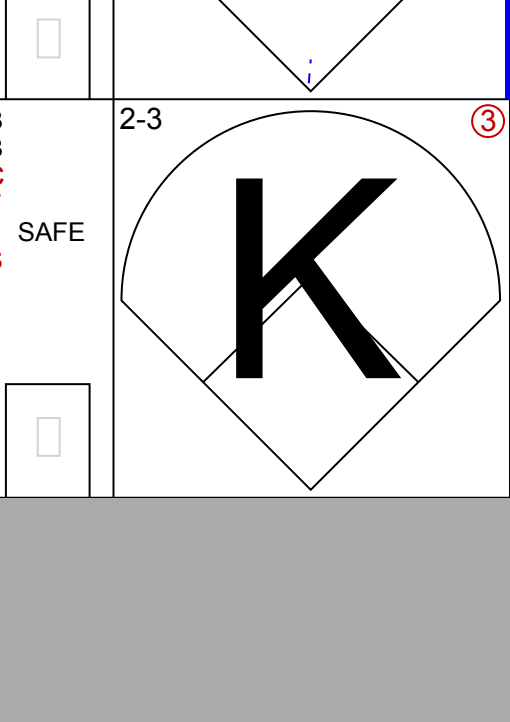
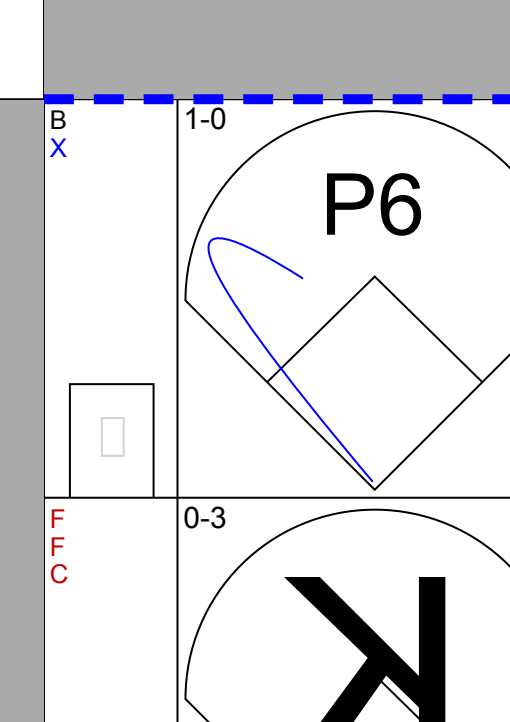
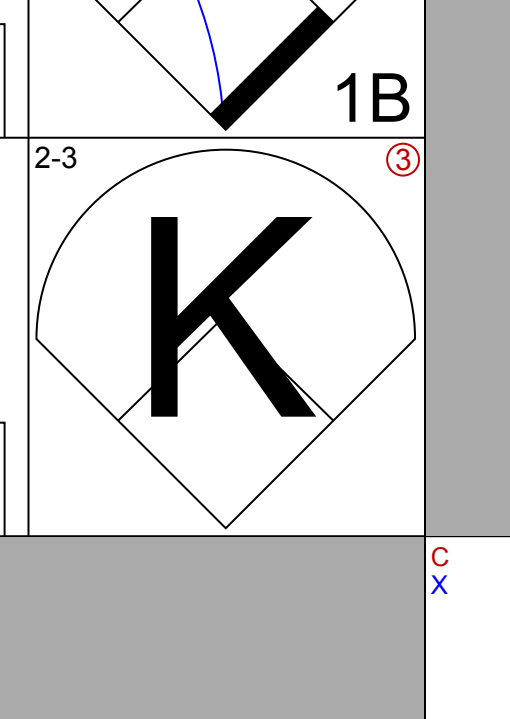
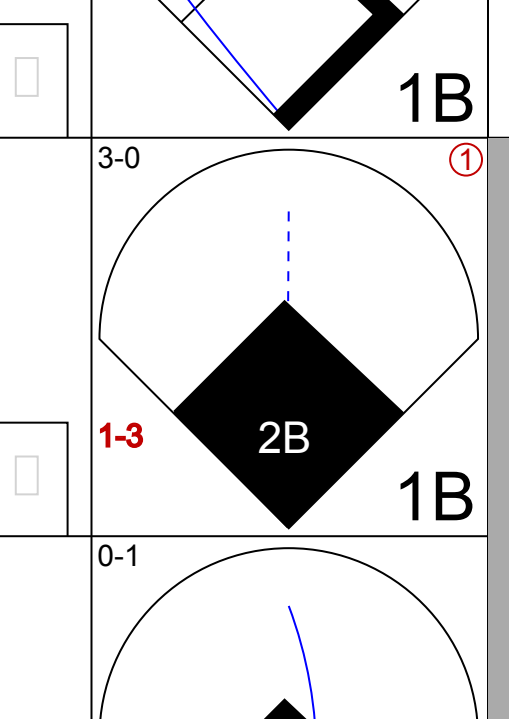
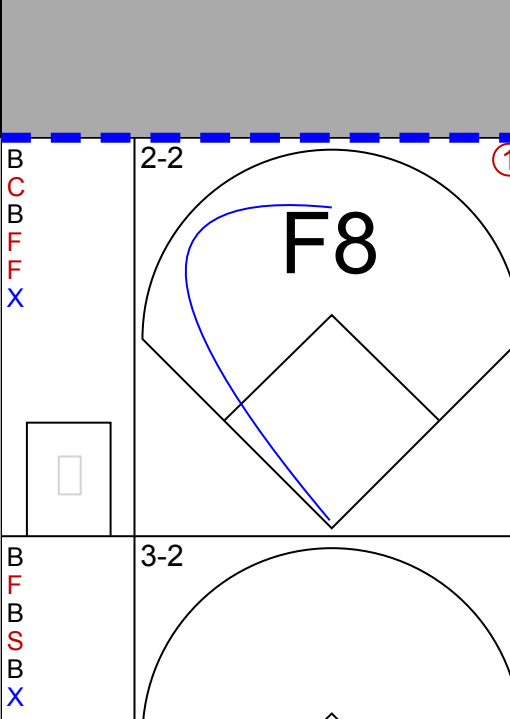
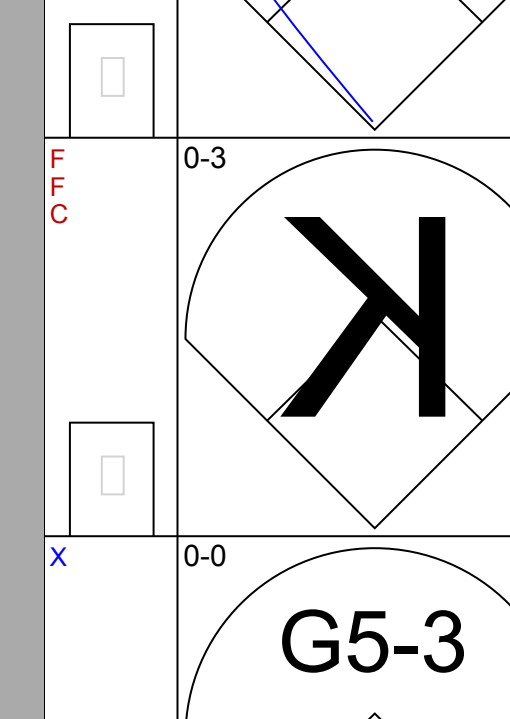
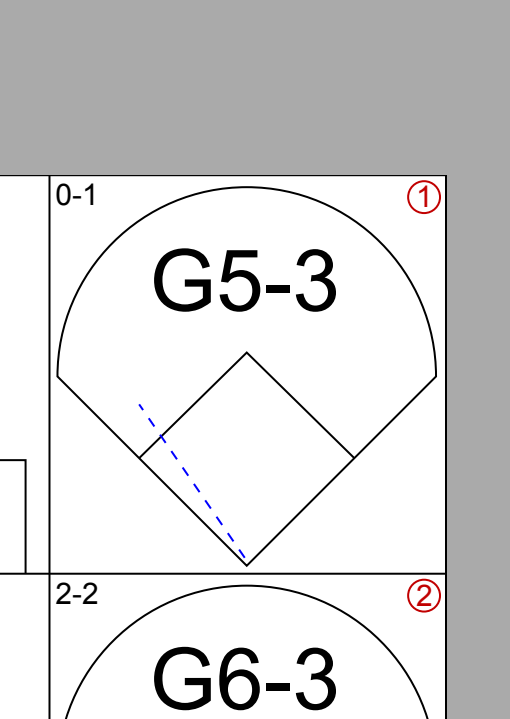
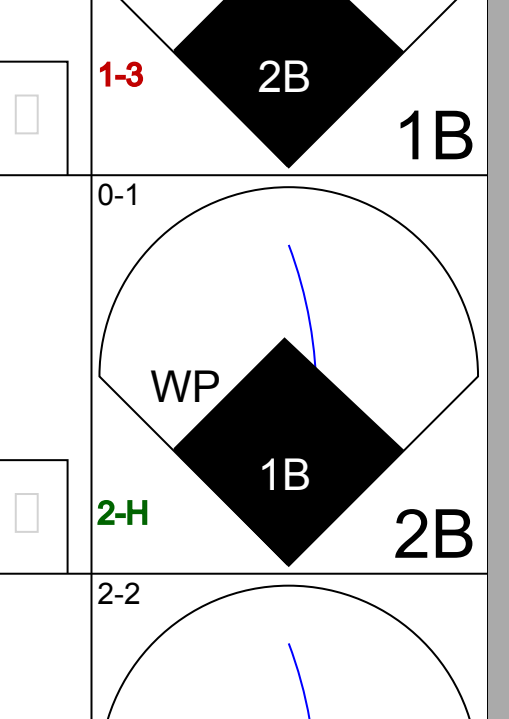


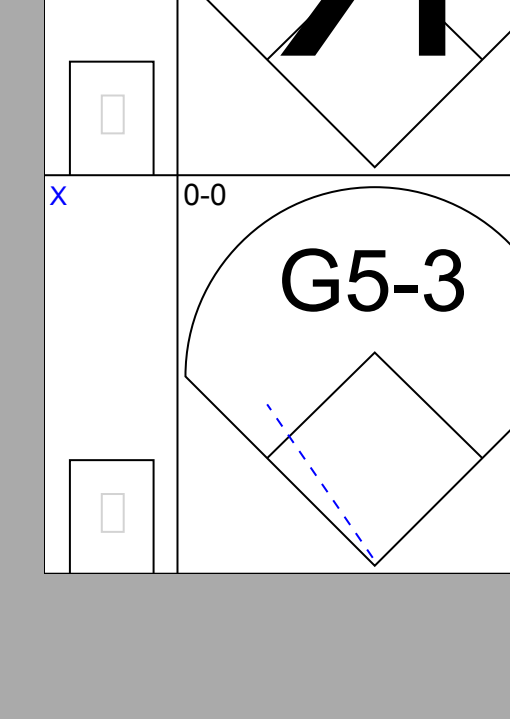
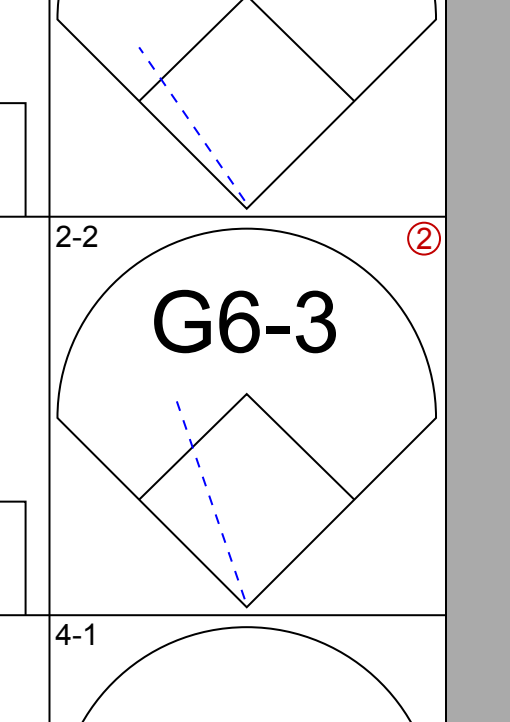
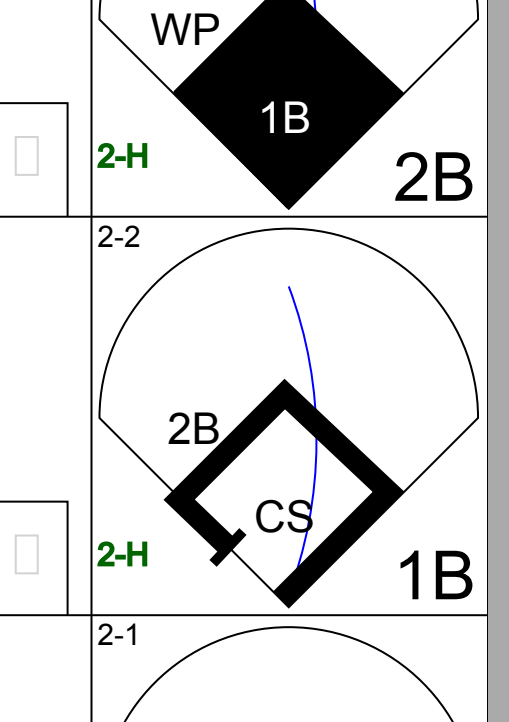

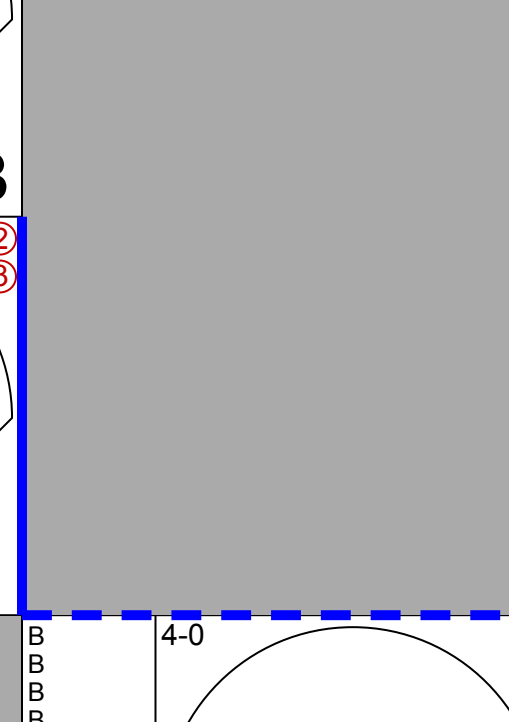
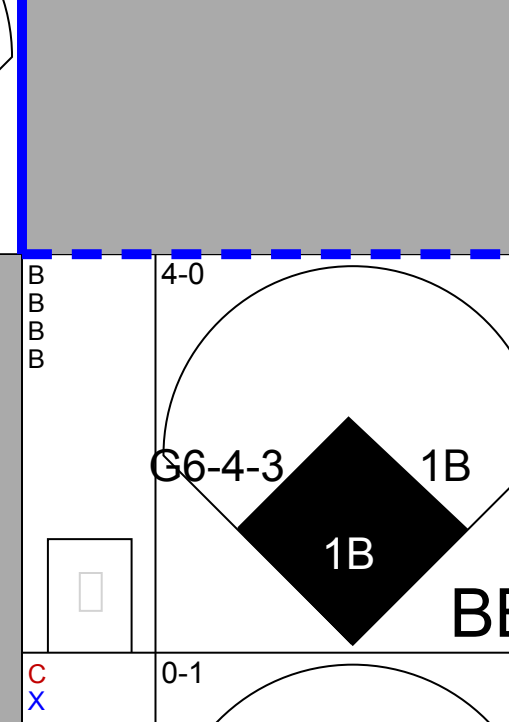
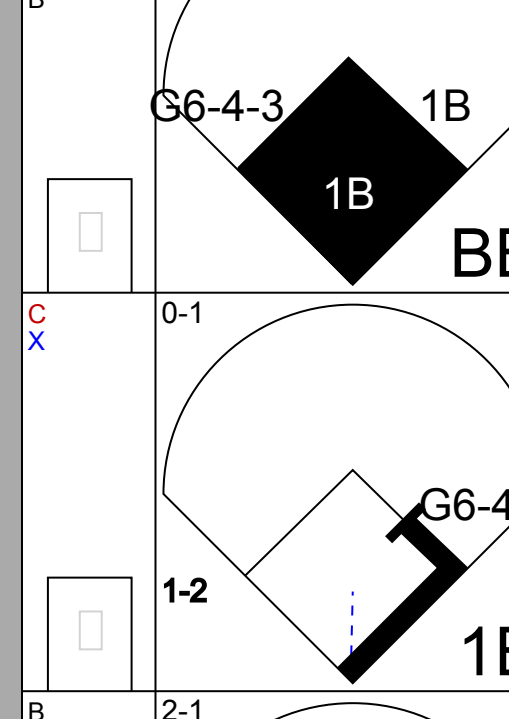
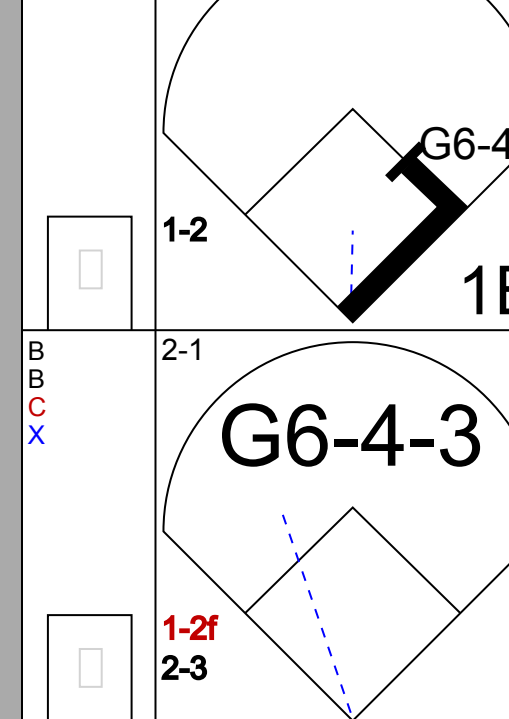


Batter	1	2	3	4	5	6	7	8	9	AB	R	H	RBI	BB	SO	LOB	TOP			
<b>Kenny Lofton, L</b> OBP: 0.279, SLG: 0.302	2-0 1B	4-1 2 HR BB			2-2 G4-3		2-2 L9		4-1 FC5-2 2B BB	3	2	1	0	2	0	1	<b>Pittsburgh Pirates @ San Diego Padres</b> Qualcomm Stadium, San Diego, CA Thu May 01 2003, 5:05 PM EDT Att: 13,420 - Cloudy - 69 F			
<b>2 Jack Wilson, R</b> OBP: 0.395, SLG: 0.378	2-3 K	1-1 1-H 2-H HR			1-3 K		2-3 K		2-2 FC5-2 WP 1B	5	1	1	3	0	3	4				
<b>18 Jason Kendall, R</b> OBP: 0.389, SLG: 0.468	0-3 K	2-1 L5			2-1 G5-3		2-1 F9		1-2 1B	5	0	1	1	0	1	2				
<b>Randall Simon, L</b> OBP: 0.338, SLG: 0.462	0-1 1B								4-2 BB	4	0	1	0	0	0	0				
<b>Kevin Young, R</b> OBP: 0.245, SLG: 0.300	1-3 1B								1-2 2-3 BB	0	0	0	0	1	0	0				
<b>Aramis Ramirez, R</b> OBP: 0.325, SLG: 0.382	2-3 K				2-1 G4-3		3-2 2B		0-0 F8	5	0	2	0	0	1	5				
<b>Matt Stairs, L</b> OBP: 0.302, SLG: 0.286									3-1 FC4-6 1B	3	0	0	0	0	0	1				
<b>Adam Hyzdu, R</b> OBP: 0.263, SLG: 0.375					2-2 G4-3		0-0 P3		1-2 FC4-6 1B	1	0	0	0	0	0	1				
<b>Rob Mackowiak, L</b> OBP: 0.277, SLG: 0.349							3-0 HBP		0-2 G1-3	3	1	1	0	0	1	1				
<b>Abraham Nunez, S</b> OBP: 0.257, SLG: 0.188							1-3 K		4-1 FC5-2 BB	3	1	1	1	1	1	2				
<b>Mike Williams, R</b>										0	0	0	0	0	0	0				
<b>Kip Wells, R</b> OBP: 0.308, SLG: 0.615									3-3 K	3	0	1	0	0	2	1				
<b>Scott Sauerbeck, R</b>										0	0	0	0	0	0	0				
<b>Julian Tavarez, L</b>										0	0	0	0	0	0	0				
<b>Pokey Reese, R</b> OBP: 0.261, SLG: 0.293									1-2 K	1	0	0	0	0	1	1				
<b>Inning Stats</b>	R: 0 E: 0 K: 3 S: 13	H: 2 LOB: 2 BB: 0 P: 19	R: 4 E: 0 K: 1 S: 15	H: 3 LOB: 0 BB: 1 P: 25	R: 0 E: 0 K: 0 S: 8	H: 0 LOB: 0 BB: 0 P: 12	R: 0 E: 0 K: 2 S: 8	H: 0 LOB: 0 BB: 0 P: 8	R: 0 E: 0 K: 1 S: 9	H: 1 LOB: 2 BB: 0 P: 17	R: 0 E: 0 K: 1 S: 10	H: 1 LOB: 1 BB: 0 P: 16	R: 0 E: 0 K: 0 S: 8	H: 1 LOB: 1 BB: 0 P: 11	R: 1 E: 0 K: 1 S: 22	H: 1 LOB: 3 BB: 3 P: 40	1B: 5 2B: 3 3B: 0 HR: 1	SF: 0 SAC: 0 DP: 0 HBP: 1	WP: 1 PB: 0 SB: 4 CS: 0	PA: 41
<b>PITCHER</b>	IP WLS BF H R ER SO	IP WLS BF H R ER SO	IP WLS BF H R ER SO	IP WLS BF H R ER SO	IP WLS BF H R ER SO	IP WLS BF H R ER SO	IP WLS BF H R ER SO	IP WLS BF H R ER SO	IP WLS BF H R ER SO	IP WLS BF H R ER SO	IP WLS BF H R ER SO	IP WLS BF H R ER SO	IP WLS BF H R ER SO	IP WLS BF H R ER SO	IP WLS BF H R ER SO	IP WLS BF H R ER SO	ERA WHIP	ERA WHIP	ERA WHIP	
<b>44 Jake Peavy, R</b> ERA: 4.21	7.0 L 30 7 4 4 9	1.0 4 1 0 0 0	1.0 7 1 1 1 1	3.0 0 0 0 0 0	0.0 0 0 0 0 0	0.0 0 0 0 0 0	0.0 0 0 0 0 0	0.0 0 0 0 0 0	0.0 0 0 0 0 0	0.0 0 0 0 0 0	0.0 0 0 0 0 0	0.0 0 0 0 0 0	0.0 0 0 0 0 0	0.0 0 0 0 0 0	0.0 0 0 0 0 0	0.0 0 0 0 0 0	5.14 1.143	0.00 1.000	9.00 4.000	
<b>Jesse Orosco, L</b> ERA: 4.5	1.0 4 1 0 0 0	1.0 7 1 1 1 1	3.0 0 0 0 0 0	0.0 0 0 0 0 0	0.0 0 0 0 0 0	0.0 0 0 0 0 0	0.0 0 0 0 0 0	0.0 0 0 0 0 0	0.0 0 0 0 0 0	0.0 0 0 0 0 0	0.0 0 0 0 0 0	0.0 0 0 0 0 0	0.0 0 0 0 0 0	0.0 0 0 0 0 0	0.0 0 0 0 0 0	0.0 0 0 0 0 0	0.00 1.000	9.00 4.000		
<b>Jaret Wright, R</b> ERA: 4.41	1.0 4 1 0 0 0	1.0 7 1 1 1 1	3.0 0 0 0 0 0	0.0 0 0 0 0 0	0.0 0 0 0 0 0	0.0 0 0 0 0 0	0.0 0 0 0 0 0	0.0 0 0 0 0 0	0.0 0 0 0 0 0	0.0 0 0 0 0 0	0.0 0 0 0 0 0	0.0 0 0 0 0 0	0.0 0 0 0 0 0	0.0 0 0 0 0 0	0.0 0 0 0 0 0	0.0 0 0 0 0 0	9.00 4.000			

Batter	1	2	3	4	5	6	7	8	9	AB	R	H	RBI	BB	SO	LOB	BOTTOM
<b>Ramón Vázquez, L</b> OBP: 0.403, SLG: 0.396	0-1 S 1B 2B								2-2 G4-3	3	1	1	0	1	0	0	<b>Pittsburgh Pirates @ San Diego Padres</b> Qualcomm Stadium, San Diego, CA Thu May 01 2003, 5:05 PM EDT Att: 13,420 - Cloudy - 69 F
<b>Keith Lockhart, L</b> OBP: 0.314, SLG: 0.313	2-3 K								1-3 K	3	0	0	0	0	3	2	
<b>Brian Buchanan, R</b> OBP: 0.357, SLG: 0.375	2-3 K									0	0	0	0	0	1	0	
<b>Jaret Wright, R</b> OBP: 0.500, SLG: 1.000	2-3 K									0	0	0	0	0	0	0	
<b>Ryan Klesko, L</b> OBP: 0.376, SLG: 0.533	0-0 BB								4-1 BB	2	0	1	1	2	0	0	
<b>Rondell White, R</b> OBP: 0.324, SLG: 0.480	4-2 3-H 1B								1-0 BB	3	0	0	0	1	0	3	
<b>Mark Kotsay, L</b> OBP: 0.353, SLG: 0.352	1-2 BB								1-0 BB	3	0	0	0	1	0	3	
<b>Sean Burroughs, L</b> OBP: 0.273, SLG: 0.291	3-2 G4-6-3								1-1 G4-3	4	0	1	0	0	1	2	
<b>Sean Burroughs, L</b> OBP: 0.273, SLG: 0.291	1-2 BB								1-1 G4-3	4	0	1	0	0	1	2	
<b>Sean Burroughs, L</b> OBP: 0.273, SLG: 0.291	1-2 BB								1-1 G4-3	4	0	1	0	0	1	2	
<b>Sean Burroughs, L</b> OBP: 0.273, SLG: 0.291	1-2 BB								1-1 G4-3	4	0	1	0	0	1	2	
<b>Sean Burroughs, L</b> OBP: 0.273, SLG: 0.291	1-2 BB								1-1 G4-3	4	0	1	0	0	1	2	
<b>Sean Burroughs, L</b> OBP: 0.273, SLG: 0.291	1-2 BB								1-1 G4-3	4	0	1	0	0	1	2	
<b>Sean Burroughs, L</b> OBP: 0.273, SLG: 0.291	1-2 BB								1-1 G4-3	4	0	1	0	0	1	2	
<b>Sean Burroughs, L</b> OBP: 0.273, SLG: 0.291	1-2 BB								1-1 G4-3	4	0	1	0	0	1	2	
<b>Sean Burroughs, L</b> OBP: 0.273, SLG: 0.291	1-2 BB								1-1 G4-3	4	0	1	0	0	1	2	
<b>Sean Burroughs, L</b> OBP: 0.273, SLG: 0.291	1-2 BB								1-1 G4-3	4	0	1	0	0	1	2	
<b>Sean Burroughs, L</b> OBP: 0.273, SLG: 0.291	1-2 BB								1-1 G4-3	4	0	1	0	0	1	2	
<b>Sean Burroughs, L</b> OBP: 0.273, SLG: 0.291	1-2 BB								1-1 G4-3	4	0	1	0	0	1	2	
<b>Sean Burroughs, L</b> OBP: 0.273, SLG: 0.291	1-2 BB								1-1 G4-3	4	0	1	0	0	1	2	
<b>Sean Burroughs, L</b> OBP: 0.273, SLG: 0.291	1-2 BB								1-1 G4-3	4	0	1	0	0	1	2	
<b>Sean Burroughs, L</b> OBP: 0.273, SLG: 0.291	1-2 BB								1-1 G4-3	4	0	1	0	0	1	2	
<b>Sean Burroughs, L</b> OBP: 0.273, SLG: 0.291	1-2 BB								1-1 G4-3	4	0	1	0	0	1	2	
<b>Sean Burroughs, L</b> OBP: 0.273, SLG: 0.291	1-2 BB								1-1 G4-3	4	0	1	0	0	1	2	
<b>Sean Burroughs, L</b> OBP: 0.273, SLG: 0.291	1-2 BB								1-1 G4-3	4	0	1	0	0	1	2	
<b>Sean Burroughs, L</b> OBP: 0.273, SLG: 0.291	1-2 BB								1-1 G4-3	4	0	1	0	0	1	2	
<b>Sean Burroughs, L</b> OBP: 0.273, SLG: 0.291	1-2 BB								1-1 G4-3	4	0	1	0	0	1	2	
<b>Sean Burroughs, L</b> OBP: 0.273, SLG: 0.291	1-2 BB								1-1 G4-3	4	0	1	0	0	1	2	
<b>Sean Burroughs, L</b> OBP: 0.273, SLG: 0.291	1-2 BB								1-1 G4-3	4	0	1	0	0	1	2	
<b>Sean Burroughs, L</b> OBP: 0.273, SLG: 0.291	1-2 BB								1-1 G4-3	4	0	1	0	0	1	2	
<b>Sean Burroughs, L</b> OBP: 0.273, SLG: 0.291	1-2 BB								1-1 G4-3	4	0	1	0	0	1	2	
<b>Sean Burroughs, L</b> OBP: 0.273, SLG: 0.291	1-2 BB								1-1 G4-3	4	0	1	0	0	1	2	
<b>Sean Burroughs, L</b> OBP: 0.273, SLG: 0.291	1-2 BB								1-1 G4-3	4	0	1	0	0	1	2	
<b>Sean Burroughs, L</b> OBP: 0.273, SLG: 0.291	1-2 BB								1-1 G4-3	4	0	1	0	0	1	2	
<b>Sean Burroughs, L</b> OBP: 0.273, SLG: 0.291	1-2 BB								1-1 G4-3	4	0	1	0	0	1	2	
<b>Sean Burroughs, L</b> OBP: 0.273, SLG: 0.291	1-2 BB								1-1 G4-3	4	0	1	0	0	1	2	
<b>Sean Burroughs, L</b> OBP: 0.273, SLG: 0.291	1-2 BB								1-1 G4-3	4	0	1	0	0	1	2	
<b>Sean Burroughs, L</b> OBP: 0.273, SLG: 0.291	1-2 BB								1-1 G4-3	4	0	1	0	0	1	2	
<b>Sean Burroughs, L</b> OBP: 0.273, SLG: 0.291	1-2 BB								1-1 G4-3	4	0	1	0	0	1	2	
<b>Sean Burroughs, L</b> OBP: 0.273, SLG: 0.291	1-2 BB								1-1 G4-3	4	0	1	0	0	1	2	
<b>Sean Burroughs, L</b> OBP: 0.273, SLG: 0.291	1-2 BB								1-1 G4-3	4	0	1	0	0	1	2	
<b>Sean Burroughs, L</b> OBP: 0.273, SLG: 0.291	1-2 BB								1-1 G4-3	4	0	1	0	0	1	2	
<b>Sean Burroughs, L</b> OBP: 0.273, SLG: 0.291	1-2 BB								1-1 G4-3	4	0	1	0	0	1	2	
<b>Sean Burroughs, L</b> OBP: 0.273, SLG: 0.291	1-2 BB								1-1 G4-3	4	0	1	0	0	1	2	
<b>Sean Burroughs, L</b> OBP: 0.273, SLG: 0.291	1-2 BB								1-1 G4-3	4	0	1	0	0	1	2	
<b>Sean Burroughs, L</b> OBP: 0.273, SLG: 0.291	1-2 BB								1-1 G4-3	4	0	1	0	0	1	2	
<b>Sean</b>																	



Batter	1	2	3	4	5	6	7	8	9	AB	R	H	RBI	BB	SO	LOB	TOP				
<b>Kenny Lofton, L</b> OBP: 0.275, SLG: 0.297 (1, 8)										5	1	1	0	0	2	3	<b>Pittsburgh Pirates @ Los Angeles Dodgers</b> Dodger Stadium, Los Angeles, CA Fri May 02 2003, 7:10 PM PDT Att: 53,820 - Cloudy - 59 F				
<b>2 Jack Wilson, R</b> OBP: 0.320, SLG: 0.383 (1, 6)										4	2	2	0	1	0	1					
<b>18 Jason Kendall, R</b> OBP: 0.407, SLG: 0.469 (1, 2)										2	1	1	1	3	0	1					
<b>Aramis Ramirez, R</b> OBP: 0.319, SLG: 0.374 (1, 5)										5	0	1	0	0	2	4					
<b>Reggie Sanders, R</b> OBP: 0.337, SLG: 0.477 (1, 7)										5	1	0	1	0	3	5					
<b>Randall Simon, L</b> OBP: 0.333, SLG: 0.441 <b>Julian Tavaréz, L</b> (7, 1)										3	0	0	0	1	1	2					
<b>Scott Sauerbeck, R</b> (8, 1)										0	0	0	0	0	0	0					
<b>Rob Mackowiak, L</b> OBP: 0.271, SLG: 0.341 <b>Mike Williams, R</b> (9, 1)										1	0	0	0	0	1	0					
<b>Craig Wilson, R</b> OBP: 0.378, SLG: 0.417 (1, 9)										4	0	2	1	0	0	0					
<b>Abraham Nunez, S</b> OBP: 0.256, SLG: 0.171 (1, 4)										3	0	0	0	1	1	3					
<b>16 Salomon Torres, R</b> (1, 1)										1	0	0	0	1	1	1					
<b>Matt Stairs, L</b> OBP: 0.296, SLG: 0.280 <b>Joe Beimel, L</b> (6, PH)										1	0	0	0	0	0	0					
<b>Kevin Young, R</b> OBP: 0.241, SLG: 0.294 (7, 3)										0	0	0	0	0	0	0					
<b>Inning Stats</b>	R: 0 E: 0 K: 2 S: 12	H: 0 LOB: 2 BB: 2 P: 25	R: 0 E: 0 K: 1 S: 7	H: 0 LOB: 2 BB: 2 P: 18	R: 2 E: 1 K: 1 S: 10	H: 1 LOB: 0 BB: 1 P: 18	R: 0 E: 0 K: 2 S: 11	H: 1 LOB: 1 BB: 0 P: 17	R: 0 E: 0 K: 1 S: 9	H: 0 LOB: 0 BB: 0 P: 8	R: 3 E: 2 K: 0 S: 18	H: 3 LOB: 2 BB: 1 P: 31	R: 0 E: 0 K: 1 S: 12	H: 1 LOB: 1 BB: 0 P: 16	R: 0 E: 0 K: 3 S: 14	H: 0 LOB: 0 BB: 0 P: 18		1B: 7 2B: 3 3B: 0 HR: 0	SF: 0 SAC: 0 DP: 0 HBP: 0	WP: 1 PB: 0 SB: 3 CS: 0	PA: 42
<b>PITCHER</b>	IP	WLS	BF	H	R	ER	SO	BB	IBB	HBP	BLK	WP	HR	S	P	ERA		WHIP			
<b>Kaz Ishii, L</b> ERA: 3.21	5.0		24	3	2	1	7	6	0	0	0	1	0	49	96	1.80		1.800			
<b>Paul Quantrill, R</b> ERA: 1.35	1.2	L	10	3	3	0	1	0	1	0	0	0	0	23	37	0.00	1.800				
<b>Tom Martin, L</b> ERA: 0.82	1.1		5	1	0	0	1	0	0	0	0	0	0	14	18	0.00	0.750				
<b>Guillermo Mota, R</b> ERA: 1.59	1.0		3	0	0	0	3	0	0	0	0	0	0	14	18	0.00	0.000				

Batter	1	2	3	4	5	6	7	8	9	AB	R	H	RBI	BB	SO	LOB	BOTTOM						
<b>Alex Cora, L</b> OBP: 0.333, SLG: 0.319 (1, 4)										4	0	1	1	0	0	1	<b>Pittsburgh Pirates @ Los Angeles Dodgers</b> Dodger Stadium, Los Angeles, CA Fri May 02 2003, 7:10 PM PDT Att: 53,820 - Cloudy - 59 F						
<b>Jolbert Cabrera, R</b> OBP: 0.276, SLG: 0.472 <b>Paul Quantrill, L</b> (1, 8)										3	0	0	0	0	1	1							
<b>Paul Lo Duca, R</b> OBP: 0.345, SLG: 0.392 (7, 2)										1	0	0	0	0	1	1							
<b>Shawn Green, L</b> OBP: 0.356, SLG: 0.451 (1, 9)										4	0	2	0	0	1	1							
<b>Fred McGriff, L</b> OBP: 0.313, SLG: 0.396 (1, 3)										4	1	1	0	0	2	1							
<b>Brian Jordan, R</b> OBP: 0.370, SLG: 0.419 <b>Guillermo Mota, R</b> OBP: 1.000, SLG: 1.000 (9, 1)										4	1	2	1	0	0	0							
<b>Todd Hundley, S</b> OBP: 0.394, SLG: 0.360 <b>Tom Martin, L</b> (7, 1)										3	0	1	1	0	0	1							
<b>Mike Kinkade, R</b> OBP: 0.400, SLG: 0.524 (9, 7)										0	0	0	0	0	0	0							
<b>Adrian Beltré, R</b> OBP: 0.272, SLG: 0.426 (1, 5)										2	1	1	0	2	0	0							
<b>Cesar Izturis, S</b> OBP: 0.296, SLG: 0.275 <b>Ron Coomer, R</b> OBP: 0.345, SLG: 0.208 (9, PH)										3	0	1	0	0	1	3							
<b>Kaz Ishii, L</b> (1, 1)										0	0	0	0	1	0	0							
<b>Jason Romano, R</b> OBP: 0.111, SLG: 0.111 (5, PH)										2	0	1	0	0	0	2							
<b>Daryle Ward, L</b> OBP: 0.250, SLG: 0.214 (9, PH)										1	0	0	0	0	0	1							
<b>Inning Stats</b>	R: 0 E: 0 K: 2 S: 10	H: 1 LOB: 1 BB: 0 P: 14	R: 0 E: 0 K: 1 S: 9	H: 0 LOB: 1 BB: 1 P: 18	R: 0 E: 0 K: 1 S: 7	H: 0 LOB: 0 BB: 0 P: 10	R: 2 E: 0 K: 0 S: 13	H: 5 LOB: 1 BB: 0 P: 23	R: 0 E: 0 K: 1 S: 12	H: 1 LOB: 1 BB: 0 P: 17	R: 0 E: 0 K: 0 S: 9	H: 1 LOB: 0 BB: 0 P: 15	R: 1 E: 0 K: 1 S: 10	H: 2 LOB: 1 BB: 1 P: 19	R: 0 E: 0 K: 1 S: 5	H: 0 LOB: 0 BB: 0 P: 6		R: 0 E: 0 K: 0 S: 7	H: 0 LOB: 1 BB: 1 P: 14	1B: 8 2B: 3 3B: 0 HR: 0	SF: 0 SAC: 0 DP: 2 HBP: 0	WP: 1 PB: 0 SB: 0 CS: 1	PA: 36
<b>PITCHER</b>	IP	WLS	BF	H	R	ER	SO	BB	IBB	HBP	BLK	WP	HR	S	P	ERA		WHIP					
<b>16 Salomon Torres, R</b> ERA: 2.59	5.0		21	7	2	2	5	1	0	0	0	0	0	9	15	0.00		1.000					
<b>Joe Beimel, L</b> ERA: 2.7	1.0	W	3	1	0	0	0	0	0	0	0	0	0	10	19	9.00	3.000						
<b>Julian Tavaréz, R</b> ERA: 6.17	1.0	H	5	2	1	1	1	1	0	0	0	0	0	5	6	0.00	0.000						
<b>Scott Sauerbeck, L</b> ERA: 3.46	1.0	H	3	0	0	0	1	0	0	0	0	0	0	7	14	0.00	1.000						
<b>Mike Williams, R</b> ERA: 6.17	1.0	S	4	0	0	0	0	1	0	0	0	0	0	7	14	0.00	1.000						





Batter	1	2	3	4	5	6	7	8	9	AB	R	H	RBI	BB	SO	LOB	TOP			
<b>Kenny Lofton, L</b> OBP: 0.292, SLG: 0.308 (1, 8)										3	1	2	0	1	0	2				
<b>Jack Wilson, R</b> OBP: 0.306, SLG: 0.367 (1, 6)										4	0	0	0	0	0	3				
<b>Jason Kendall, R</b> OBP: 0.402, SLG: 0.460 (1, 2)										4	0	1	0	0	0	2				
<b>Randall Simon, L</b> OBP: 0.329, SLG: 0.431 (1, 3)										4	0	1	1	0	0	2				
<b>Aramis Ramirez, R</b> OBP: 0.309, SLG: 0.360 (1, 5)										4	0	0	0	0	3	2				
<b>Matt Stairs, L</b> OBP: 0.293, SLG: 0.264 (1, 9)										3	0	0	0	1	0	0				
<b>Reggie Sanders, R</b> OBP: 0.343, SLG: 0.478 (1, 7)									4	0	2	0	0	1	0					
<b>Pokey Reese, R</b> OBP: 0.264, SLG: 0.286 (9, PH)									2	0	0	0	1	1	3					
<b>Jeff Suppan, R</b> OBP: 0.214, SLG: 0.154 (7, PH)									1	0	0	0	0	1	2					
<b>Adam Hyzdu, R</b> OBP: 0.250, SLG: 0.353 (7, PH)									1	0	0	0	0	1	2					
<b>Brian Meadows, R</b> (7, 1)									0	0	0	0	0	0	0					
<b>Dennys Reyes, R</b> (7, 1)									0	0	0	0	0	0	0					
<b>Julian Tavaréz, L</b> (8, 1)									0	0	0	0	0	0	0					
<b>Inning Stats</b>	R: 1 E: 0 K: 0 S: 12	H: 2 LOB: 1 BB: 0 P: 18	R: 0 E: 0 K: 0 S: 10	H: 0 LOB: 1 BB: 1 P: 17	R: 0 E: 0 K: 0 S: 9	H: 0 LOB: 1 BB: 1 P: 18	R: 0 E: 0 K: 2 S: 11	H: 1 LOB: 1 BB: 0 P: 14	R: 0 E: 0 K: 1 S: 9	H: 0 LOB: 0 BB: 0 P: 11	R: 0 E: 0 K: 1 S: 11	H: 1 LOB: 2 BB: 1 P: 18	R: 0 E: 0 K: 1 S: 13	H: 1 LOB: 1 BB: 0 P: 14	R: 0 E: 0 K: 2 S: 7	H: 0 LOB: 0 BB: 0 P: 8	1B: 6 2B: 1 3B: 0 HR: 0	SF: 0 SAC: 0 DP: 1 HBP: 0	WP: 0 PB: 0 SB: 2 CS: 0	PA: 35
<b>PITCHER</b>	IP WLS BF H R ER SO BB IBB HBP BLK WP HR S P ERA WHIP																			
<b>37 Darren Dreifort, R</b> ERA: 3.41	6.0 W 23 4 1 1 3 2 0 0 0 0 0 0 56 85 1.50 1.000																			
<b>Troy Brohawn, L</b> ERA: 1.54	7.1 1.0 H 5 1 0 0 1 1 0 0 0 0 0 0 11 18 0.00 2.000																			
<b>Paul Quantrill, R</b> ERA: 1.32	8.1 0.1 H 2 1 0 0 0 0 0 0 0 0 0 0 5 6 0.00 3.000																			
<b>Tom Martin, L</b> ERA: 0.77	8.1 0.2 H 2 0 0 0 1 0 0 0 0 0 0 0 8 8 0.00 0.000																			
<b>Eric Gagne, R</b> ERA:	9.1 1.0 S 3 0 0 0 2 0 0 0 0 0 0 0 7 8 0.00 0.000																			

Pittsburgh Pirates @ Los Angeles Dodgers  
 Dodger Stadium, Los Angeles, CA  
 Sat May 03 2003, 7:10 PM PDT  
 Att: 45,737 - Cloudy - 61 F

AB 32  
 R 1  
 H 6  
 RBI 1  
 BB 3  
 SO 7  
 LOB 17



Batter	1	2	3	4	5	6	7	8	9	AB	R	H	RBI	BB	SO	LOB	BOTTOM			
<b>Dave Roberts, L</b> OBP: 0.391, SLG: 0.408 (1, 8)										4	2	2	0	0	0	0				
<b>Paul Lo Duca, R</b> OBP: 0.350, SLG: 0.406 (1, 2)										4	0	2	1	0	0	1				
<b>Shawn Green, L</b> OBP: 0.360, SLG: 0.484 (1, 9)										4	2	2	2	0	1	2				
<b>Fred McGriff, L</b> OBP: 0.319, SLG: 0.409 (1, 3)										4	0	2	1	0	1	0				
<b>Brian Jordan, R</b> OBP: 0.365, SLG: 0.411 (1, 7)										4	0	1	0	0	0	2				
<b>Adrian Beltré, R</b> OBP: 0.282, SLG: 0.408 (1, 5)										4	0	0	0	0	0	2				
<b>Alex Cora, L</b> OBP: 0.340, SLG: 0.337 (1, 4)										4	0	2	0	0	0	1				
<b>Cesar Izturis, S</b> OBP: 0.295, SLG: 0.283 (8, 1)										4	0	1	0	0	0	2				
<b>37 Darren Dreifort, R</b> ERA: 3.41	6.0 L 26 4 1 1 3 2 0 0 0 0 0 0 56 85 1.50 1.000																			
<b>Troy Brohawn, L</b> ERA: 1.54	7.1 1.0 H 5 1 0 0 1 1 0 0 0 0 0 0 11 18 0.00 2.000																			
<b>Paul Quantrill, R</b> ERA: 1.32	8.1 0.1 H 2 1 0 0 0 0 0 0 0 0 0 0 5 6 0.00 3.000																			
<b>Tom Martin, L</b> ERA: 0.77	8.1 0.2 H 2 0 0 0 1 0 0 0 0 0 0 0 8 8 0.00 0.000																			
<b>Darryle Ward, L</b> OBP: 0.304, SLG: 0.299	9.1 1.0 S 3 0 0 0 2 0 0 0 0 0 0 0 7 8 0.00 0.000																			
<b>Eric Gagne, R</b> ERA:	9.1 1.0 S 3 0 0 0 2 0 0 0 0 0 0 0 7 8 0.00 0.000																			
<b>Inning Stats</b>	R: 1 E: 0 K: 0 S: 14	H: 2 LOB: 1 BB: 0 P: 21	R: 0 E: 0 K: 0 S: 8	H: 0 LOB: 0 BB: 0 P: 13	R: 0 E: 0 K: 1 S: 7	H: 1 LOB: 1 BB: 0 P: 11	R: 0 E: 0 K: 0 S: 13	H: 1 LOB: 1 BB: 0 P: 21	R: 1 E: 0 K: 1 S: 15	H: 2 LOB: 2 BB: 0 P: 19	R: 0 E: 0 K: 1 S: 12	H: 2 LOB: 0 BB: 0 P: 17	R: 2 E: 0 K: 0 S: 8	H: 2 LOB: 0 BB: 0 P: 14	R: 0 E: 0 K: 0 S: 12	H: 2 LOB: 2 BB: 0 P: 17	1B: 6 2B: 5 3B: 0 HR: 1	SF: 0 SAC: 0 DP: 0 HBP: 0	WP: 0 PB: 0 SB: 2 CS: 0	PA: 36
<b>PITCHER</b>	IP WLS BF H R ER SO BB IBB HBP BLK WP HR S P ERA WHIP																			
<b>Jeff Suppan, R</b> ERA: 2.06	6.0 L 26 4 1 1 3 2 0 0 0 0 0 0 56 85 1.50 1.333																			
<b>Brian Meadows, R</b> ERA: 3.39	7.1 0.2 3 1 1 1 0 0 0 0 0 0 0 4 8 13.50 1.500																			
<b>Dennys Reyes, L</b> ERA: 2.35	7.1 0.1 2 1 1 1 0 0 0 0 0 0 1 4 6 27.00 3.000																			
<b>Julian Tavaréz, R</b> ERA: 5.68	8.1 1.0 5 2 0 0 0 0 0 0 0 0 0 12 17 0.00 2.000																			

Pittsburgh Pirates @ Los Angeles Dodgers  
 Dodger Stadium, Los Angeles, CA  
 Sat May 03 2003, 7:10 PM PDT  
 Att: 45,737 - Cloudy - 61 F

AB 36  
 R 4  
 H 12  
 RBI 4  
 BB 0  
 SO 3  
 LOB 12





Batter	1	2	3	4	5	6	7	8	9	AB	R	H	RBI	BB	SO	LOB	TOP										
<b>Kenny Lofton, L</b> OBP: 0.291, SLG: 0.306 (1, 8)										4	0	1	1	0	0	1	<b>Pittsburgh Pirates @ Los Angeles Dodgers</b> Dodger Stadium, Los Angeles, CA Sun May 04 2003, 1:10 PM PDT Att: 40,544 - Cloudy - 64 F										
<b>2 Jack Wilson, R</b> OBP: 0.396, SLG: 0.363 (1, 6)										4	0	1	0	0	1	1											
<b>18 Jason Kendall, R</b> OBP: 0.397, SLG: 0.447 (1, 2)										3	1	0	0	1	0	2											
<b>Randall Simon, L</b> OBP: 0.325, SLG: 0.421 <b>Reggie Sanders, R</b> OBP: 0.343, SLG: 0.478 (9, PR)										4	0	1	0	0	0	1											
<b>Aramis Ramirez, R</b> OBP: 0.299, SLG: 0.348 (1, 5)										4	0	0	1	0	0	1											
<b>Matt Stairs, L</b> OBP: 0.274, SLG: 0.246 (1, 9)										4	0	0	0	0	1	1											
<b>Rob Mackowiak, L</b> OBP: 0.295, SLG: 0.319 (1, 7)										3	0	0	0	0	0	0											
<b>Abraham Nunez, S</b> OBP: 0.279, SLG: 0.295 (1, 4)										3	1	2	0	0	1	0											
<b>Jeff D'Amico, R</b> OBP: 0.222, SLG: 0.222 <b>Pokey Reese, R</b> OBP: 0.281, SLG: 0.282 <b>Joe Beimel, L</b> (8, 1)										0	0	0	0	0	0	0											
<b>Inning Stats</b>	R: 0 E: 0 K: 0 S: 11	H: 1 LOB: 1 BB: 0 P: 14	R: 0 E: 0 K: 0 S: 8	H: 0 LOB: 0 BB: 0 P: 10	R: 1 E: 0 K: 0 S: 7	H: 2 LOB: 1 BB: 0 P: 9	R: 0 E: 0 K: 0 S: 6	H: 0 LOB: 0 BB: 0 P: 8	R: 0 E: 0 K: 0 S: 4	H: 0 LOB: 0 BB: 0 P: 5	R: 0 E: 0 K: 0 S: 5	H: 0 LOB: 0 BB: 0 P: 8	R: 0 E: 0 K: 2 S: 10	H: 0 LOB: 0 BB: 0 P: 16	R: 1 E: 0 K: 2 S: 14	H: 1 LOB: 1 BB: 1 P: 22	1B: 5 2B: 0 3B: 0 HR: 0	SF: 0 SAC: 2 DP: 0 HBP: 0	WP: 1 PB: 0 SB: 0 CS: 0	PA: 33							
<b>PITCHER</b>	IP	WLS	BF	H	R	ER	SO	BB	IBB	HBP	BLK	WP	HR	S	P	ERA	WHIP										
<b>Kevin Brown, R</b> ERA: 2.84 <b>Eric Gagne, R</b> ERA: 0.55	(1, 1)	8.0	W	28	4	1	1	2	0	0	0	0	0	58	84	1.12	0.500										
(9, 1)	1.0	S	5	1	1	1	2	1	0	0	0	0	0	14	22	9.00	2.000										

Batter	1	2	3	4	5	6	7	8	9	AB	R	H	RBI	BB	SO	LOB	BOTTOM										
<b>Dave Roberts, L</b> OBP: 0.386, SLG: 0.402 (1, 8)										4	1	1	0	0	2	0	<b>Pittsburgh Pirates @ Los Angeles Dodgers</b> Dodger Stadium, Los Angeles, CA Sun May 04 2003, 1:10 PM PDT Att: 40,544 - Cloudy - 64 F										
<b>Paul Lo Duca, R</b> OBP: 0.355, SLG: 0.409 (1, 2)										4	0	2	1	0	0	0											
<b>Shawn Green, L</b> OBP: 0.357, SLG: 0.485 (1, 9)										4	0	1	0	0	0	2											
<b>Fred McGriff, L</b> OBP: 0.309, SLG: 0.395 (1, 3)										4	0	0	0	0	1	2											
<b>Brian Jordan, R</b> OBP: 0.364, SLG: 0.419 (1, 7)										3	1	1	0	0	0	0											
<b>Adrián Beltré, R</b> OBP: 0.255, SLG: 0.396 (1, 5)										3	0	0	0	0	1	1											
<b>Alex Cora, L</b> OBP: 0.339, SLG: 0.330 (1, 4)										2	1	0	0	1	1	0											
<b>Cesar Izturis, S</b> OBP: 0.296, SLG: 0.284 (1, 6)										3	0	1	1	0	0	0											
<b>Kevin Brown, R</b> OBP: 0.133, SLG: 0.214 <b>Eric Gagne, R</b> (9, 1)										3	0	0	0	0	0	1											
<b>Inning Stats</b>	R: 0 E: 0 K: 1 S: 10	H: 1 LOB: 1 BB: 0 P: 12	R: 0 E: 0 K: 2 S: 11	H: 0 LOB: 0 BB: 0 P: 15	R: 0 E: 0 K: 0 S: 4	H: 0 LOB: 0 BB: 0 P: 7	R: 0 E: 0 K: 0 S: 5	H: 0 LOB: 0 BB: 0 P: 9	R: 0 E: 0 K: 0 S: 4	H: 0 LOB: 0 BB: 0 P: 7	R: 1 E: 1 K: 0 S: 10	H: 2 LOB: 1 BB: 0 P: 13	R: 2 E: 0 K: 0 S: 9	H: 2 LOB: 1 BB: 1 P: 17	R: 0 E: 0 K: 2 S: 13	H: 1 LOB: 1 BB: 0 P: 22	1B: 4 2B: 2 3B: 0 HR: 0	SF: 0 SAC: 0 DP: 0 HBP: 0	WP: 1 PB: 0 SB: 0 CS: 0	PA: 31							
<b>PITCHER</b>	IP	WLS	BF	H	R	ER	SO	BB	IBB	HBP	BLK	WP	HR	S	P	ERA	WHIP										
<b>Jeff D'Amico, R</b> ERA: 3.41 <b>Joe Beimel, L</b> ERA: 2.51	(1, 1)	7.0	L	27	5	3	2	3	0	0	0	0	0	53	80	2.57	0.714										
(8, 1)	1.0		4	1	0	0	2	0	0	0	0	0	0	13	22	0.00	1.000										





Batter	1	2	3	4	5	6	7	8	9	AB	R	H	RBI	BB	SO	LOB	TOP										
<b>Kenny Lofton, L</b> OBP: 0.289, SLG: 0.304 (1, 8)	B1-3			F9		F7			G4-3 1B	4	0	1	0	0	0	1											
<b>2 Jack Wilson, R</b> OBP: 0.295, SLG: 0.349 (1, 6)	G3-1			G6-3		G4-3			G4-3	4	0	0	0	0	0	1											
<b>18 Jason Kendall, R</b> OBP: 0.395, SLG: 0.438 <b>Craig Wilson, R</b> OBP: 0.370, SLG: 0.405 (8, 2)	G6-3			G6-3					K	2	0	0	0	1	0	0											
<b>Randall Simon, L</b> OBP: 0.321, SLG: 0.413 (1, 3)		G1-3			G3				G1-3	4	0	1	0	0	0	1											
<b>Aramis Ramirez, R</b> OBP: 0.292, SLG: 0.339 (1, 5)		K			F7				G5-4-3 1B	3	0	0	0	0	1	2											
<b>Matt Stairs, L</b> OBP: 0.277, SLG: 0.300 (1, 7)		F8								3	1	1	1	0	1	0											
<b>Reggie Sanders, R</b> OBP: 0.333, SLG: 0.462 (1, 9)				G5-3		G4-3			F7	3	0	0	0	0	0	0											
<b>Pokey Reese, R</b> OBP: 0.263, SLG: 0.284 (1, 4)				G6-3					P4	3	0	1	0	0	0	0											
<b>Kris Benson, R</b> (1, 1)										1	0	0	0	0	1	0											
<b>Brian Meadows, R</b> (3, 1)										0	0	0	0	0	0	0											
<b>Rob Mackowiak, L</b> OBP: 0.250, SLG: 0.313 <b>Dennys Reyes, R</b> (8, 1)				K					K	1	0	0	0	0	1	0											
<b>Inning Stats</b>	R: 0 E: 0 K: 0 S: 7	H: 0 LOB: 0 BB: 0 P: 11	R: 0 E: 0 K: 1 S: 9	H: 0 LOB: 0 BB: 0 P: 12	R: 0 E: 0 K: 1 S: 9	H: 0 LOB: 0 BB: 0 P: 13	R: 0 E: 0 K: 0 S: 11	H: 0 LOB: 0 BB: 0 P: 13	R: 0 E: 0 K: 1 S: 7	H: 1 LOB: 1 BB: 0 P: 10	R: 0 E: 0 K: 0 S: 8	H: 1 LOB: 1 BB: 1 P: 15	R: 1 E: 0 K: 1 S: 8	H: 1 LOB: 0 BB: 0 P: 11	R: 0 E: 0 K: 1 S: 9	H: 1 LOB: 1 BB: 0 P: 16	1B: 3 2B: 0 3B: 0 HR: 1	SF: 0 SAC: 1 DP: 1 HBP: 0	WP: 0 PB: 0 SB: 0 CS: 0	PA: 31							
<b>PITCHER</b>	IP	WLS	BF	H	R	ER	SO	BB	IBB	HBP	BLK	WP	HR	S	P	ERA	WHIP										
<b>Wade Miller, R</b> ERA: 5.02 (1, 1)	8.0	W	27	3	1	1	4	1	0	0	0	0	1	66	97	1.12	0.500										
<b>Nate Bland, L</b> ERA: (9, 1)	0.0		1	1	0	0	0	0	0	0	0	0	0	1	2	∞	∞										
<b>Ricky Stone, R</b> ERA: 1.59 (9, 1)	1.0		3	0	0	0	1	0	0	0	0	0	0	8	14	0.00	0.000										

Pittsburgh Pirates @ Houston Astros  
Minute Maid Park, Houston, TX  
Mon May 05 2003, 7:05 PM CDT  
Att: 22,765 - Dome - 72 F

AB 29  
R 1  
H 4  
RBI 1  
BB 1  
SO 5  
LOB 6



Batter	1	2	3	4	5	6	7	8	9	AB	R	H	RBI	BB	SO	LOB	BOTTOM										
<b>Craig Biggio, R</b> OBP: 0.314, SLG: 0.426 (1, 8)	F9		SF8 5 HR 2B	G6-3		P4				5	1	2	1	0	0	1											
<b>Geoff Blum, S</b> OBP: 0.321, SLG: 0.388 (1, 5)	HR		SF8	F9				G4-3	G5-3	4	1	1	2	0	0	1											
<b>5 Jeff Bagwell, R</b> OBP: 0.397, SLG: 0.624 (1, 3)	L5		HR		G5-3			BB 1B	K	5	2	2	2	0	1	1											
<b>Jeff Kent, R</b> OBP: 0.375, SLG: 0.522 (1, 4)	F8		17 1B 2B	F9				1B BB		3	1	1	0	1	0	0											
<b>17 Lance Berkman, S</b> OBP: 0.355, SLG: 0.374 (1, 7)		G4-3	SAFE 2B 1B	FC5-4 BB				K		3	1	1	0	1	1	2											
<b>Richard Hidalgo, R</b> OBP: 0.411, SLG: 0.543 (1, 9)		S 1B	G3-1 1H 2H 2B	FC5-4 1-2				1B		4	0	3	3	0	0	1											
<b>Brad Ausmus, R</b> OBP: 0.283, SLG: 0.347 (1, 2)	P4		G3-1					G4-3		4	0	1	0	0	0	4											
<b>28 Adam Everett, R</b> OBP: 0.333, SLG: 0.571 (1, 6)		G5-3	F8			G6-3		1B 2B		4	1	1	0	0	0	3											
<b>Wade Miller, R</b> OBP: 0.214, SLG: 0.214 <b>Brian Hunter, R</b> OBP: 0.194, SLG: 0.233 <b>Nate Bland, L</b> <b>Ricky Stone, R</b> (9, 1)			2B SF8 1B	F8		P4		K		3	1	1	0	0	0	1											
<b>Inning Stats</b>	R: 1 E: 0 K: 0 S: 7	H: 1 LOB: 0 BB: 0 P: 12	R: 0 E: 0 K: 0 S: 7	H: 1 LOB: 1 BB: 0 P: 12	R: 5 E: 0 K: 0 S: 17	H: 6 LOB: 1 BB: 0 P: 29	R: 0 E: 0 K: 0 S: 9	H: 0 LOB: 0 BB: 0 P: 10	R: 0 E: 0 K: 0 S: 7	H: 1 LOB: 1 BB: 0 P: 10	R: 1 E: 0 K: 1 S: 19	H: 2 LOB: 2 BB: 1 P: 30	R: 1 E: 0 K: 2 S: 12	H: 2 LOB: 1 BB: 0 P: 17	1B: 8 2B: 3 3B: 0 HR: 2	SF: 1 SAC: 0 DP: 0 HBP: 0	WP: 0 PB: 0 SB: 1 CS: 0	PA: 39									
<b>PITCHER</b>	IP	WLS	BF	H	R	ER	SO	BB	IBB	HBP	BLK	WP	HR	S	P	ERA	WHIP										
<b>Kris Benson, R</b> ERA: 4.01 (1, 1)	2.1	L	15	8	6	6	0	0	0	0	0	0	0	28	49	23.14	3.429										
<b>Brian Meadows, R</b> ERA: 2.45 (3, 1)	4.2		19	3	1	1	1	2	0	0	0	0	0	47	68	1.93	1.071										
<b>Dennys Reyes, L</b> ERA: 3.12 (8, 1)	1.0		5	2	1	1	2	0	0	0	0	0	0	12	17	9.00	2.000										

Pittsburgh Pirates @ Houston Astros  
Minute Maid Park, Houston, TX  
Mon May 05 2003, 7:05 PM CDT  
Att: 22,765 - Dome - 72 F

AB 36  
R 8  
H 13  
RBI 8  
BB 2  
SO 3  
LOB 15





Batter	1	2	3	4	5	6	7	8	9	AB	R	H	RBI	BB	SO	LOB	TOP					
<b>Kenny Lofton, L</b> OBP: 0.310, SLG: 0.353	4-2 E 18 S BB	2-1 SAFE SAFE 1B 2B		2-1 CS 1B		3-2 HR	3-2 F8			4	3	3	1	1	0	2						
<b>Reggie Sanders, R</b> OBP: 0.336, SLG: 0.490	0-3 K	2-2 1B		0-1 CS	2-3 K	1-1 HR		1-3 K		5	1	2	3	0	3	1						
<b>18 Jason Kendall, R</b> OBP: 0.403, SLG: 0.435	SAFE E BB	4-1 K			4-0 1B 2B	1-1 FC5-4 1B		2-1 G6-3		3	2	1	0	2	1	1						
<b>Randall Simon, L</b> OBP: 0.330, SLG: 0.429	0-1 E6 SF8 2B			0-0 E6 G4-3	1-0 2B	0-1 F7		0-0 2B		4	2	2	2	0	0	1						
<b>Kevin Young, R</b> OBP: 0.255, SLG: 0.327	2B			1-2 1B	1-2 1B			2B		1	0	1	0	0	0	0						
<b>Aramis Ramirez, R</b> OBP: 0.289, SLG: 0.344	SF8			1-2 P5	1-1 2B	0-0 FC5-4		0-0 P2		4	0	1	3	0	0	3						
<b>Matt Stairs, L</b> OBP: 0.275, SLG: 0.286	2-3 K			1-2 G4-3	4-0 IBB		2-0 P3		3-2 G6-3	3	0	0	0	1	1							
<b>Craig Wilson, R</b> OBP: 0.362, SLG: 0.395				2-3						1	0	0	0	0	0	0						
<b>Pokey Reese, R</b> OBP: 0.260, SLG: 0.272		1-2 F9		2-3 K	1-2 L7		4-2 S 2B BB		1-3 K	4	0	0	0	1	2	3						
<b>2 Jack Wilson, R</b> OBP: 0.299, SLG: 0.351		1-1 2B 1B		1-0 G6-3	1-1 F8		1-1 S 1B		0-0 F8	5	1	2	0	0	0	2						
<b>Kip Wells, R</b> OBP: 0.226, SLG: 0.500		0-3 K		0-0 G1-3		1-1 G6-3		0-3 K		3	0	0	0	0	1	1						
<b>Adam Ljubicic, R</b> OBP: 0.328, SLG: 0.330										1	0	0	0	0	1	2						
<b>Brian Boehringer, S</b> ERA: 8.14										0	0	0	0	0	0	0						
<b>Scott Sauerbeck, R</b> ERA: 5.54										0	0	0	0	0	0	0						
<b>Mike Williams, R</b> OBP: 0.278, SLG: 0.295										0	0	0	0	0	0	0						
<b>Abraham Nunez, S</b> OBP: 0.278, SLG: 0.295										0	0	0	0	0	0	0						
<b>Inning Stats</b>	R: 3 E: 1 K: 2 S: 13	H: 1 LOB: 0 BB: 2 P: 23	R: 2 E: 0 K: 2 S: 16	H: 3 LOB: 1 BB: 0 P: 23	R: 0 E: 1 K: 1 S: 10	H: 0 LOB: 1 BB: 0 P: 14	R: 0 E: 0 K: 0 S: 5	H: 1 LOB: 0 BB: 2 P: 8	R: 2 E: 0 K: 1 S: 11	H: 2 LOB: 2 BB: 2 P: 25	R: 2 E: 0 K: 0 S: 12	H: 3 LOB: 1 BB: 0 P: 18	R: 0 E: 0 K: 1 S: 14	H: 1 LOB: 2 BB: 1 P: 24	R: 0 E: 0 K: 1 S: 8	H: 1 LOB: 1 BB: 0 P: 11	R: 0 E: 0 K: 1 S: 11	H: 0 LOB: 0 BB: 0 P: 15	1B: 6 2B: 4 3B: 0 HR: 2	SF: 1 SAC: 0 DP: 0 HBP: 0	WP: 0 PB: 0 SB: 3 CS: 1	PA: 45
<b>PITCHER</b>	IP	WLS	BF	H	R	ER	SO	BB	IBB	HBP	BLK	WP	HR	S	P	ERA	WHIP					
<b>Kirk Saarloos, R</b> ERA: 18.0	2.0		12	4	5	4	4	2	0	0	0	0	0	29	46	18.00	3.000					
<b>Brandon Puffer, R</b> ERA: 8.14	2.0		7	1	0	0	1	0	0	0	0	0	0	15	22	0.00	0.500					
<b>Pete Munro, R</b> ERA: 3.86	2.0		13	5	4	4	1	1	1	0	0	0	2	23	43	18.00	3.000					
<b>Nate Bland, L</b> ERA: 2.37	2.0	W	9	2	0	0	2	1	0	0	0	0	0	22	35	0.00	1.500					
<b>Billy Wagner, L</b> ERA: 2.37	1.0	S	3	0	0	0	1	0	0	0	0	0	0	11	15	0.00	0.000					

Pittsburgh Pirates @ Houston Astros  
Minute Maid Park, Houston, TX  
Tue May 06 2003, 7:05 PM CDT  
Att: 27,023 - Cloudy - 81 F

AB 38  
R 9  
H 12  
RBI 9  
BB 5  
SO 9  
LOB 17



Batter	1	2	3	4	5	6	7	8	9	AB	R	H	RBI	BB	SO	LOB	BOTTOM					
<b>Craig Biggio, R</b> OBP: 0.310, SLG: 0.425	0-1 2B		1-2 G6-3	2-3 K			0-0 F7	1-1 L6		5	0	1	0	0	1	2						
<b>Geoff Blum, S</b> OBP: 0.316, SLG: 0.383	2-0 L4		1-2 F7	3-2 G3			1-0 1B	2-2 SF8		4	0	1	1	0	0	1						
<b>5 Jeff Bagwell, R</b> OBP: 0.397, SLG: 0.612	3-3 K		4-2 17 PB BB		2-2 F7		1-3 K	3-H FC5-4 1B		4	0	1	1	1	2	2						
<b>Jeff Kent, R</b> OBP: 0.376, SLG: 0.513	2-2 F8		4-0 17 PB BB		0-2 G3			17 BB 1B FC5-4		4	1	1	0	1	0	2						
<b>17 Lance Berkman, S</b> OBP: 0.360, SLG: 0.404		0-0 HR	3-1 G4-3		2-2 F7			4-2 BB BB BB		3	2	1	1	1	0	2						
<b>Richard Hidalgo, R</b> OBP: 0.422, SLG: 0.542	4-1 28 E BB		1-2 2-3	2-2 28 FC5-4 1B HR		3-3 K		4-2 BB BB 1B BB		2	2	1	0	2	1	0						
<b>Gregg Zaun, S</b> OBP: 0.364, SLG: 0.357	2-3 K		0-0 FC5-4 1B		2-1 G3			4-0 BB BB 1B BB		3	1	1	1	1	1	1						
<b>28 Adam Everett, R</b> OBP: 0.278, SLG: 0.471	2-2 K		1-2 FC5-4 HR		1-2 G4-3			4-0 1B BB SF8 BB		3	1	0	0	0	1	3						
<b>Nate Bland, L</b> OBP: 0.219, SLG: 0.233	1-2 K		1-2 HR		1-2 G4-3			2-1 1B BB SF8 BB		0	0	0	0	0	0	0						
<b>Brian Hunter, R</b> OBP: 0.219, SLG: 0.233			0-0 HR		0-0 HR			2-1 5 S 1B		0	0	0	0	0	0	0						
<b>Kirk Saarloos, R</b> ERA: 3.25	6.0		3	0	0	0	0	0	0	0	0	0	0	0	0	0						
<b>Brian Boehringer, R</b> ERA: 10.03	1.0		2	0	0	0	0	0	0	0	0	0	0	0	0	0						
<b>Scott Sauerbeck, L</b> ERA: 5.54	0.0	L	3	1	1	1	0	2	0	0	0	0	0	2	12	∞						
<b>Mike Williams, R</b> ERA: 5.68	1.0	B	4	1	2	2	0	0	0	0	0	0	0	13	19	18.00	1.000					
<b>PITCHER</b>	IP	WLS	BF	H	R	ER	SO	BB	IBB	HBP	BLK	WP	HR	S	P	ERA	WHIP					
<b>Kip Wells, R</b> ERA: 3.25	6.0		26	5	4	4	5	3	0	0	0	0	2	63	110	6.00	1.333					
<b>Brian Boehringer, R</b> ERA: 10.03	1.0		7	2	3	3	1	2	0	0	0	0	0	15	25	27.00	4.000					
<b>Scott Sauerbeck, L</b> ERA: 5.54	0.0		3	1	1	1	0	2	0	0	0	0	0	2	12	∞	∞					
<b>Mike Williams, R</b> ERA: 5.68	1.0		4	1	2	2	0	0	0	0	0	0	0	13	19	18.00	1.000					
<b>Inning Stats</b>	R: 0 E: 0 K: 1 S: 9	H: 1 LOB: 1 BB: 0 P: 16	R: 1 E: 1 K: 2 S: 10	H: 1 LOB: 1 BB: 1 P: 18	R: 0 E: 0 K: 0 S: 11	H: 0 LOB: 2 BB: 2 P: 24	R: 3 E: 0 K: 1 S: 15	H: 3 LOB: 0 BB: 0 P: 23	R: 0 E: 0 K: 0 S: 9	H: 0 LOB: 0 BB: 0 P: 13	R: 0 E: 0 K: 1 S: 9	H: 0 LOB: 0 BB: 0 P: 16	R: 0 E: 0 K: 1 S: 10	H: 1 LOB: 1 BB: 0 P: 12	R: 6 E: 0 K: 0 S: 20	H: 3 LOB: 1 BB: 4 P: 44	1B: 6 2B: 1 3B: 0 HR: 2	SF: 1 SAC: 0 DP: 0 HBP: 0	WP: 0 PB: 1 SB: 1 CS: 0	PA: 40		

Pittsburgh Pirates @ Houston Astros  
Minute Maid Park, Houston, TX  
Tue May 06 2003, 7:05 PM CDT  
Att: 27,023 - Cloudy - 81 F

AB 32  
R 10  
H 9  
RBI 10  
BB 7  
SO 6  
LOB 14






Batter	1	2	3	4	5	6	7	8	9	AB	R	H	RBI	BB	SO	LOB	TOP								
<b>Kenny Lofton, L</b> OBP: 0.321, SLG: 0.358	1-1 FC6-4 1B		3-3 K	4-1 FC6-4 BB			1-0 BB 2B 1B	1-0 F7		4	1	2	0	1	1	0									
<b>Reggie Sanders, R</b> OBP: 0.330, SLG: 0.476	2-0 F8		3-2 1B	2-2 K			2-3 K	0-0 F7		5	0	1	0	0	2	5									
<b>18 Jason Kendall, R</b> OBP: 0.403, SLG: 0.429	0-2 FC6-4 BB		2-2 HBP 1B	2-2 FC6-4			4-0 BB 2B BB		0-1 G4-3	4	2	1	0	1	0	4									
<b>Brian Giles, L</b> OBP: 0.422, SLG: 0.303	4-1 BB		1-1 HBP 1B		1-1 P6		4-2 2B BB		0-0 F8	2	1	0	0	2	0	0									
<b>Randall Simon, L</b> OBP: 0.333, SLG: 0.432	3-2 P2		1-0 1B HBP		2-3 K		0-2 BB		0-2 G6-3	4	0	1	2	0	1	2									
<b>Aramis Ramirez, R</b> OBP: 0.295, SLG: 0.344		0-1 G6-3	0-0 1B		2-3 K					3	0	1	2	1	1	0									
<b>Pokey Reese, R</b> OBP: 0.262, SLG: 0.274	2-0 F8				0-1 FC3-5 1B		0-1 L7		1-3 K	3	0	1	0	0	0	0									
<b>Matt Stairs, L</b> OBP: 0.271, SLG: 0.281										1	0	0	0	0	1	3	AB 34								
<b>Abraham Nunez, S</b> OBP: 0.279, SLG: 0.205										0	0	0	0	0	0	0	R 4								
<b>2 Jack Wilson, R</b> OBP: 0.306, SLG: 0.365	1-0 BB						2-1 G4-3		1-3 K	4	0	2	0	0	1	3	H 9								
<b>Dennys Reyes, R</b> OBP: 0.279, SLG: 0.205										0	0	0	0	0	0	0	RBI 4								
<b>Joe Beimel, L</b>										0	0	0	0	0	0	0	BB 5								
<b>16 Salomon Torres, R</b> OBP: 0.245, SLG: 0.306	2-1 L1-3						0-3 K		0-2 G4-3	3	0	0	0	0	1	3	SO 8								
<b>Julian Tavaréz, L</b>										0	0	0	0	0	0	0	LOB 20								
<b>Rob Mackowiak, L</b>										1	0	0	0	0	0	0									
<b>Inning Stats</b>	R: 0 E: 0 K: 0 S: 11	H: 1 LOB: 2 BB: 1 P: 21	R: 0 E: 0 K: 0 S: 6	H: 1 LOB: 1 BB: 0 P: 11	R: 2 E: 0 K: 1 S: 11	H: 3 LOB: 2 BB: 1 P: 21	R: 0 E: 0 K: 1 S: 16	H: 2 LOB: 3 BB: 1 P: 25	R: 0 E: 0 K: 2 S: 8	H: 0 LOB: 0 BB: 0 P: 13	R: 0 E: 0 K: 1 S: 7	H: 0 LOB: 0 BB: 0 P: 9	R: 2 E: 0 K: 3 S: 18	H: 2 LOB: 3 BB: 3 P: 35	R: 0 E: 0 K: 0 S: 8	H: 0 LOB: 0 BB: 0 P: 9	R: 0 E: 0 K: 0 S: 6	H: 0 LOB: 0 BB: 0 P: 6	1B: 7 2B: 2 3B: 0 HR: 0	SF: 0 SAC: 0 DP: 0 HBP: 2	WP: 0 PB: 0 SB: 0 CS: 0	PA: 41			
<b>PITCHER</b>	IP	WLS	BF	H	R	ER	SO	BB	IBB	HBP	BLK	WP	HR	S	P	ERA	WHIP								
<b>Scott Linebrink, R</b> ERA: 4.0	5.0		24	7	2	2	4	2	0	2	0	0	0	52	91	3.60	1.800								
<b>Ricky Stone, R</b> ERA: 1.5	1.0	B	3	0	0	0	1	0	0	0	0	0	0	7	9	0.00	0.000								
<b>54 Brad Lidge, R</b> ERA: 1.8	0.1	B	6	2	2	2	1	2	1	0	0	0	0	12	27	54.00	12.000								
<b>Octavio Dotel, R</b> ERA: 2.04	1.2	W	5	0	0	0	2	0	0	0	0	0	0	14	17	0.00	0.000								
<b>Brandon Puffer, R</b> ERA: 5.4	1.0		3	0	0	0	0	0	0	0	0	0	0	6	6	0.00	0.000								
<b>Batter</b>	<b>1</b>	<b>2</b>	<b>3</b>	<b>4</b>	<b>5</b>	<b>6</b>	<b>7</b>	<b>8</b>	<b>9</b>	<b>AB</b>	<b>R</b>	<b>H</b>	<b>RBI</b>	<b>BB</b>	<b>SO</b>	<b>LOB</b>	<b>BOTTOM</b>								
<b>Craig Biggio, R</b> OBP: 0.313, SLG: 0.420	0-0 G6-3			1-1 P6	2-3 K		0-1 1B 5 1B	4-1 5 BB 1B		4	2	1	0	1	1	0									
<b>Morgan Ensberg, R</b> OBP: 0.400, SLG: 0.553	1-1 F8			2-2 1B 5 BB 1B			4-0 HR BB	1-0 1B 5 BB 1B	3-2 2B BB 1B	2	2	1	0	1	0	0									
<b>Geoff Blum, S</b> OBP: 0.328, SLG: 0.394								1-3 1B 2H 3H	1-2 2B BB 1B	2	2	2	3	0	0	0									
<b>5 Jeff Bagwell, R</b> OBP: 0.404, SLG: 0.609	3-3 K			1-1 1B 17 2B 1B			3-2 P6	3-1 1B 17 G4-3 1B	4-2 2B 17 SF9 BB	4	3	2	1	1	1	1									
<b>Jeff Kent, R</b> OBP: 0.391, SLG: 0.557		1-1 F8		1-2 17 2B 1B			1-2 HR	1-0 17 G4-3 1B	1-1 17 SF9 2B	5	1	4	5	0	0	0									
<b>17 Lance Berkman, S</b> OBP: 0.362, SLG: 0.412		1-3 K		0-1 1B 17 2B			4-1 FC6-4 BB	1-0 G4-3	0-0 SF9	3	0	1	4	1	1	1									
<b>Richard Hidalgo, R</b> OBP: 0.412, SLG: 0.527		2-2 G1-3		1-0 F8			0-0 FC6-4	2-0 G3	2-3 K	3	0	0	0	0	3										
<b>Octavio Dotel, R</b>										2	0	0	0	0	1	2									
<b>Brandon Puffer, R</b>										0	0	0	0	0	0	0									
<b>Brad Ausmus, R</b> OBP: 0.273, SLG: 0.333			3-1 G6-3	0-2 L6			1-0 G1-3		1-0 G1-3	4	0	0	0	0	3		AB 36								
<b>28 Adam Everett, R</b> OBP: 0.273, SLG: 0.400			0-2 G6-3		1-1 G6-3		0-1 G4-3	4-0 BB 1B BB		3	1	0	0	1	0	0	R 13								
<b>Scott Linebrink, R</b>																	H 13								
<b>Jose Vizcaino, S</b> ERA: 3.34			1-1 L5-3		2-2 F7		2-0 1B 1B	0-2 1B BB		1	0	0	0	0	0	0	RBI 13								
<b>Ricky Stone, R</b>										1	0	0	0	0	0	0	BB 5								
<b>54 Brad Lidge, R</b>										0	0	0	0	0	0	0	SO 4								
<b>Orlando Merced, S</b>										1	1	1	0	0	0	0	LOB 10								
<b>Brian Hunter, R</b>										1	1	1	0	0	0	0									
<b>Inning Stats</b>	R: 0 E: 0 K: 1 S: 7	H: 0 LOB: 0 BB: 0 P: 11	R: 0 E: 0 K: 1 S: 8	H: 0 LOB: 0 BB: 0 P: 12	R: 0 E: 0 K: 0 S: 7	H: 0 LOB: 0 BB: 0 P: 11	R: 2 E: 0 K: 0 S: 17	H: 4 LOB: 2 BB: 0 P: 23	R: 0 E: 0 K: 1 S: 8	H: 0 LOB: 0 BB: 0 P: 13	R: 2 E: 0 K: 0 S: 10	H: 1 LOB: 1 BB: 2 P: 23	R: 4 E: 0 K: 0 S: 11	H: 5 LOB: 1 BB: 0 P: 21	R: 5 E: 0 K: 1 S: 18	H: 3 LOB: 1 BB: 3 P: 37	R: 0 E: 0 K: 0 S: 6	H: 0 LOB: 0 BB: 0 P: 6	1B: 10 2B: 2 3B: 0 HR: 1	SF: 1 SAC: 0 DP: 0 HBP: 0	WP: 0 PB: 0 SB: 0 CS: 0	PA: 42			
<b>PITCHER</b>	IP	WLS	BF	H	R	ER	SO	BB	IBB	HBP	BLK	WP	HR	S	P	ERA	WHIP								
<b>16 Salomon Torres, R</b> ERA: 3.34	5.1		23	5	4	4	3	2	0	0	0	0	0	11	19	6.75	1.312								
<b>Julian Tavaréz, R</b> ERA: 7.9	1.0	L	8	5	4	4	0	0	0	0	0	0	0	14	33	45.00	5.000								
<b>Dennys Reyes, L</b> ERA: 7.45	1.0		8	2	5	5	0	3	0	0	0	0	0	6	9	0.00	1.500								
<b>Joe Beimel, L</b> ERA: 2.4	0.2		3	1	0	0	1	0	0	0	0	0	0	6	9	0.00	1.500								


Pittsburgh Pirates @ Houston Astros  
Minute Maid Park, Houston, TX  
Wed May 07 2003, 7:05 PM CDT  
Att: 22,706 - Sunny - 86 F

AB 34  
R 4  
H 9  
RBI 4  
BB 5  
SO 8  
LOB 20



Pittsburgh Pirates @ Houston Astros  
Minute Maid Park, Houston, TX  
Wed May 07 2003, 7:05 PM CDT  
Att: 22,706 - Sunny - 86 F

AB 36  
R 13  
H 13  
RBI 13  
BB 5  
SO 4  
LOB 10









Batter	1	2	3	4	5	6	7	8	9	AB	R	H	RBI	BB	SO	LOB	TOP																					
Alex Cintron, S OBP: 0.125, SLG: 0.125	F8	F8		FC4-6		HR		G4-3		5	1	1	0	0	0	4	<b>Arizona Diamondbacks @ Pittsburgh Pirates</b> PNC Park, Pittsburgh, PA Fri May 09 2003, 7:05 PM EDT Att: 18,080 - Cloudy - 66 F																					
Junior Salvey, R OBP: 0.333, SLG: 0.440	G4-3		K		K	HR		G1-3		5	1	1	3	0	2	0																						
Luis Gonzalez, L OBP: 0.403, SLG: 0.590			P6		P5	G6-3			L4	4	0	0	0	1	0	0																						
Steve Finley, L OBP: 0.345, SLG: 0.488	G4-3					K			K	4	0	1	0	1	2	1																						
Matt Williams, R OBP: 0.323, SLG: 0.410			F8							3	1	2	0	2	0	1																						
Lyle Overbay, L OBP: 0.343, SLG: 0.402					G4-3					5	0	1	0	0	1	4																						
Danny Bautista, R OBP: 0.292, SLG: 0.313										5	1	3	0	0	1	3																						
Rod Barajas, R OBP: 0.352, SLG: 0.683										4	1	2	2	0	0	2																						
Curt Schilling, R OBP: 0.063, SLG: 0.063										3	0	1	0	0	2	1																						
<b>Inning Stats</b>	R: 0 E: 0 K: 0 S: 10	H: 0 LOB: 1 BB: 1 P: 17	R: 1 E: 0 K: 0 S: 8	H: 3 LOB: 2 BB: 0 P: 9	R: 0 E: 0 K: 1 S: 12	H: 0 LOB: 1 BB: 1 P: 17	R: 0 E: 0 K: 1 S: 12	H: 2 LOB: 0 BB: 0 P: 19	R: 0 E: 0 K: 1 S: 8	H: 1 LOB: 2 BB: 1 P: 16	R: 4 E: 0 K: 2 S: 19	H: 4 LOB: 0 BB: 0 P: 28	R: 0 E: 0 K: 0 S: 7	H: 1 LOB: 1 BB: 0 P: 9	R: 0 E: 0 K: 1 S: 10	H: 0 LOB: 0 BB: 0 P: 12	R: 0 E: 0 K: 2 S: 9	H: 1 LOB: 2 BB: 1 P: 15	1B: 8 2B: 3 3B: 0 HR: 1	SF: 0 SAC: 1 DP: 0 HBP: 0	WP: 0 PB: 0 SB: 0 CS: 0	PA: 43																
<b>PITCHER</b>	IP	WLS	BF	H	R	ER	SO	BB	IBB	HBP	BLK	WP	HR	S	P	ERA	WHIP	<b>PITCHER</b>				IP	WLS	BF	H	R	ER	SO	BB	IBB	HBP	BLK	WP	HR	S	P	ERA	WHIP
Jeff D'Amico, R ERA: 4.08	5.1	L	29	10	5	5	4	3	0	0	0	0	1	65	100	8.44	2.438					9.0	W	30	4	0	0	10	0	0	0	0	0	0	0	105	0.00	0.444
Joe Beimel, L ERA: 2.3	0.2	2	0	0	0	0	1	0	0	0	0	0	0	4	6	0.00	0.000					9.0	W	30	4	0	0	10	0	0	0	0	0	0	0	105	0.00	0.444
Brian Meadows, R ERA: 1.93	2.0	7	1	0	0	1	0	0	0	0	0	0	0	17	21	0.00	0.500					9.0	W	30	4	0	0	10	0	0	0	0	0	0	0	105	0.00	0.444
Scott Sauerbeck, L ERA: 5.14	1.0	5	1	0	0	2	1	0	0	0	0	0	0	9	15	0.00	2.000					9.0	W	30	4	0	0	10	0	0	0	0	0	0	0	105	0.00	0.444
<b>Inning Stats</b>	R: 0 E: 0 K: 1 S: 8	H: 0 LOB: 0 BB: 0 P: 13	R: 0 E: 0 K: 1 S: 7	H: 0 LOB: 0 BB: 0 P: 8	R: 0 E: 0 K: 2 S: 8	H: 0 LOB: 0 BB: 0 P: 10	R: 0 E: 0 K: 1 S: 8	H: 1 LOB: 0 BB: 0 P: 9	R: 0 E: 0 K: 0 S: 10	H: 0 LOB: 0 BB: 0 P: 16	R: 0 E: 0 K: 2 S: 10	H: 2 LOB: 2 BB: 0 P: 14	R: 0 E: 0 K: 0 S: 8	H: 0 LOB: 0 BB: 0 P: 10	R: 0 E: 0 K: 1 S: 10	H: 1 LOB: 1 BB: 0 P: 13	R: 0 E: 0 K: 2 S: 9	H: 0 LOB: 0 BB: 0 P: 12	1B: 4 2B: 1 3B: 0 HR: 0	SF: 0 SAC: 0 DP: 1 HBP: 0	WP: 0 PB: 0 SB: 0 CS: 0	PA: 30																
<b>PITCHER</b>	IP	WLS	BF	H	R	ER	SO	BB	IBB	HBP	BLK	WP	HR	S	P	ERA	WHIP	<b>PITCHER</b>				IP	WLS	BF	H	R	ER	SO	BB	IBB	HBP	BLK	WP	HR	S	P	ERA	WHIP
Curt Schilling, R ERA: 3.92	9.0	W	30	4	0	0	10	0	0	0	0	0	0	78	105	0.00	0.444					9.0	W	30	4	0	0	10	0	0	0	0	0	0	0	105	0.00	0.444

AB	38
R	5
H	12
RBI	5
BB	4
SO	8
LOB	16



WP	0
PA	43

AB	30
R	0
H	4
RBI	0
BB	0
SO	10
LOB	7



WP	0
PA	30



Batter	1	2	3	4	5	6	7	8	9	AB	R	H	RBI	BB	SO	LOB	TOP										
Alex Cintron, S OBP: 0.083, SLG: 0.083 David Dellucci, L OBP: 0.342, SLG: 0.333	G4-3		P5		G4-3		L5		K	4	0	0	0	0	0	1	Arizona Diamondbacks @ Pittsburgh Pirates PNC Park, Pittsburgh, PA Sat May 10 2003, 7:05 PM EDT Att: 30,776 - Overcast - 68 F										
Junior Salvey, R OBP: 0.321, SLG: 0.421	P3		K		K			K	G1	5	0	0	0	0	3	1											
Luis Gonzalez, L OBP: 0.411, SLG: 0.609	2B		1B		2B			F9		4	0	3	0	0	0	0											
Steve Finley, L OBP: 0.336, SLG: 0.472	G4-3		K		F8			G1-3		4	0	0	0	0	1	3											
Matt Williams, R OBP: 0.330, SLG: 0.419		K		G3-1 G4-3 2B	L4			FC4-6 BB		3	1	1	0	1	1	1											
Mark Grace, L OBP: 0.260, SLG: 0.356	FC5-4 1B		G3-1		G3			FC4-6 1B E		4	1	1	0	0	0	3											
Danny Bautista, R OBP: 0.312, SLG: 0.333	FC5-4 1B		G4-3		G6-4-3 1B			E 2B 1B		4	1	3	1	0	0	0											
Rod Barajas, R OBP: 0.413, SLG: 0.622	FC5-4 FC4-6		F7		G6-4-3 1B			E5 2B		4	1	0	0	0	0	4											
Elmer Dessens, R OBP: 0.312, SLG: 0.333 Carlos Borrero, S OBP: 0.007, SLG: 0.074 Mike Koplove, R OBP: 0.111, SLG: 0.111 Mike Myers, L OBP: 0.111, SLG: 0.111 Scott Service, R OBP: 0.111, SLG: 0.111 Quinton McCracken, S OBP: 0.226, SLG: 0.226	FC4-6		G6-3		G6-3 1B			E 2B		2	0	0	0	0	0	2											
<b>Inning Stats</b>	R: 0 E: 0 K: 0 S: 7	H: 1 LOB: 1 BB: 0 P: 11	R: 0 E: 0 K: 1 S: 9	H: 2 LOB: 2 BB: 0 P: 12	R: 0 E: 0 K: 2 S: 11	H: 1 LOB: 1 BB: 0 P: 16	R: 1 E: 0 K: 0 S: 6	H: 1 LOB: 0 BB: 0 P: 9	R: 0 E: 0 K: 1 S: 10	H: 0 LOB: 0 BB: 0 P: 13	R: 0 E: 0 K: 0 S: 7	H: 1 LOB: 1 BB: 0 P: 11	R: 0 E: 0 K: 1 S: 8	H: 2 LOB: 1 BB: 0 P: 11	R: 0 E: 0 K: 1 S: 7	H: 0 LOB: 0 BB: 0 P: 9	R: 3 E: 1 K: 1 S: 20	H: 2 LOB: 1 BB: 1 P: 36	1B: 6 2B: 4 3B: 0 HR: 0	SF: 0 SAC: 0 DP: 1 HBP: 0	WP: 0 PB: 0 SB: 0 CS: 0	PA: 38					
<b>PITCHER</b>	IP	WLS	BF	H	R	ER	SO	BB	IBB	HBP	BLK	WP	HR	S	P	ERA	WHIP										
Kris Benson, R ERA: 3.73	8.0	W	32	8	2	2	5	1	0	0	0	0	0	69	100	2.25	1.125										
Scott Sauerbeck, L ERA: 5.02	0.1		3	1	0	0	0	0	0	0	0	0	0	8	13	0.00	3.000										
Mike Williams, R ERA: 5.4	0.2	S	3	1	2	0	1	0	0	0	0	0	0	8	15	0.00	1.500										

Batter	1	2	3	4	5	6	7	8	9	AB	R	H	RBI	BB	SO	LOB	BOTTOM										
Kenny Lofton, L OBP: 0.324, SLG: 0.359	HR 1B		F7		G4-3		G1-3			4	1	1	0	0	0	1	Arizona Diamondbacks @ Pittsburgh Pirates PNC Park, Pittsburgh, PA Sat May 10 2003, 7:05 PM EDT Att: 30,776 - Overcast - 68 F										
18 Jason Kendall, R OBP: 0.380, SLG: 0.400	F9		F9		G6-3			K		4	0	0	0	0	1	1											
Brian Giles, L OBP: 0.411, SLG: 0.477	HR		HR				K	F8		4	2	2	3	0	1	0											
Aramis Ramirez, R OBP: 0.293, SLG: 0.328	K		P3				K		BB	3	0	0	0	1	2	0											
Randall Simon, L OBP: 0.330, SLG: 0.449 Kevin Young, R OBP: 0.246, SLG: 0.315	HR		FC5-4 1B		G4-3			F9		3	1	2	1	0	0	0											
Reggie Sanders, R OBP: 0.311, SLG: 0.445	G4-3		FC5-4 FC4-6		G6-3			G6-3		3	0	0	0	0	0	1											
2 Jack Wilson, R OBP: 0.295, SLG: 0.357		L1		FC4-6 E 2B				E6 G5-3 1B		3	1	1	0	0	0	1											
Pokey Reese, R OBP: 0.263, SLG: 0.267		K		F9				E6 G5-3 1B		3	0	1	0	0	1	1											
Kris Benson, R Scott Sauerbeck, R Mike Williams, R		K		G6-3				G5-3		3	0	0	0	0	1	1											
<b>Inning Stats</b>	R: 3 E: 0 K: 1 S: 16	H: 3 LOB: 0 BB: 0 P: 26	R: 0 E: 0 K: 2 S: 8	H: 0 LOB: 0 BB: 0 P: 8	R: 1 E: 0 K: 0 S: 12	H: 1 LOB: 0 BB: 0 P: 20	R: 0 E: 0 K: 0 S: 11	H: 1 LOB: 1 BB: 0 P: 16	R: 0 E: 0 K: 2 S: 9	H: 0 LOB: 0 BB: 0 P: 9	R: 0 E: 0 K: 2 S: 9	H: 0 LOB: 0 BB: 0 P: 15	R: 1 E: 1 K: 0 S: 15	H: 2 LOB: 1 BB: 0 P: 22	R: 0 E: 0 K: 1 S: 10	H: 0 LOB: 1 BB: 1 P: 16	1B: 3 2B: 1 3B: 0 HR: 3	SF: 0 SAC: 0 DP: 0 HBP: 0	WP: 0 PB: 0 SB: 0 CS: 0	PA: 32							
<b>PITCHER</b>	IP	WLS	BF	H	R	ER	SO	BB	IBB	HBP	BLK	WP	HR	S	P	ERA	WHIP										
Elmer Dessens, R ERA: 4.53	6.0	L	23	5	4	4	4	0	0	0	0	0	0	15	22	0.00	2.000										
Mike Koplove, R ERA: 2.05	1.0		5	2	1	0	0	0	0	0	0	0	0	6	11	0.00	1.500										
Mike Myers, L ERA: 6.1	0.2		3	0	0	0	1	1	0	0	0	0	0	6	11	0.00	1.500										
Scott Service, R ERA: 1.5	0.1		1	0	0	0	0	0	0	0	0	0	0	4	5	0.00	0.000										












Batter	1	2	3	4	5	6	7	8	9	AB	R	H	RBI	BB	SO	LOB	TOP					
<b>Craig Biggio, R</b> OBP: 0.330, SLG: 0.429 (1, 8)	F9		G4-3		K		G6-3		F9	5	0	0	0	0	1	2						
<b>Geoff Blum, S</b> OBP: 0.338, SLG: 0.422 (1, 5)	G4-3		K				1B		G4-3	5	0	2	0	0	1	2						
<b>5 Jeff Bagwell, R</b> OBP: 0.393, SLG: 0.562 (1, 3)	K				K		FC5-4		1B	4	1	1	0	1	2	1						
<b>Jeff Kent, R</b> OBP: 0.376, SLG: 0.541 (1, 4)		G6-3			F9		1B		G5-4-3	4	3	2	0	1	0	2						
<b>17 Lance Berkman, S</b> OBP: 0.408, SLG: 0.487 (1, 7)	F7				1B		BB		1B	3	2	2	0	2	0	0						
<b>Orlando Merced, S</b> OBP: 0.357, SLG: 0.451 <b>Richard Hidalgo, R</b> OBP: 0.406, SLG: 0.496 (8, PH) (8, 9)	G4-3				F9		1B		K	3	0	0	0	0	0	4						
<b>Jose Vizcaino, S</b> OBP: 0.246, SLG: 0.246 <b>Billy Wagner, L</b> (9, 1)			SH2-4		1B		1B		G4-6-3	5	0	3	3	0	0	2						
<b>Brad Ausmus, R</b> OBP: 0.275, SLG: 0.303 (1, 2)			1B		F9		FC1-5-6		BB	3	0	1	0	1	0	3						
<b>Tim Redding, R</b> OBP: 0.167, SLG: 0.182 <b>54 Brad Lidge, R</b> (7, 1)			SH2-4		K		K		F7	2	0	0	0	0	0	2						
<b>Gregg Zaun, S</b> OBP: 0.375, SLG: 0.382 <b>Pete Munro, R</b> (8, PH) (8, 1)			1-2		1-2					0	0	0	0	0	0	0						
<b>28 Adam Everett, R</b> OBP: 0.361, SLG: 0.485 (9, 6)										0	0	0	0	0	0	0						
<b>Inning Stats</b>	R: 0 E: 0 K: 1 S: 6	H: 0 LOB: 0 BB: 0 P: 7	R: 0 E: 0 K: 0 S: 8	H: 0 LOB: 0 BB: 0 P: 12	R: 0 E: 0 K: 1 S: 8	H: 2 LOB: 2 BB: 0 P: 11	R: 1 E: 0 K: 1 S: 15	H: 2 LOB: 2 BB: 1 P: 26	R: 0 E: 0 K: 2 S: 14	H: 1 LOB: 1 BB: 0 P: 16	R: 2 E: 0 K: 1 S: 13	H: 2 LOB: 1 BB: 0 P: 23	R: 0 E: 0 K: 0 S: 6	H: 2 LOB: 1 BB: 0 P: 7	R: 0 E: 0 K: 1 S: 12	H: 1 LOB: 2 BB: 1 P: 18	R: 3 E: 0 K: 0 S: 12	H: 2 LOB: 1 BB: 2 P: 25	1B: 9 2B: 3 3B: 0 HR: 0	SF: 0 SAC: 1 DP: 1 HBP: 0	WP: 0 PB: 0 SB: 0 CS: 0	PA: 43
<b>PITCHER</b>	IP	WLS	BF	H	R	ER	SO	BB	IBB	HBP	BLK	WP	HR	S	P	ERA	WHIP					
<b>Jeff Suppan, R</b> ERA: 2.72 <b>Scott Sauerbeck, L</b> ERA: 4.91 <b>Brian Boehringer, R</b> ERA: 5.0 <b>Mike Williams, R</b> ERA: 6.91	7.0		31	9	3	3	6	2	0	0	0	0	0	70	102	3.86	1.571					
	0.0		1	1	0	0	0	0	0	0	0	0	0	5	7	∞	∞					
	1.0		4	0	0	0	1	1	0	0	0	0	0	7	11	0.00	1.000					
	1.0	L	7	2	3	3	0	1	1	0	0	0	0	12	25	27.00	3.000					

Houston Astros @ Pittsburgh Pirates  
PNC Park, Pittsburgh, PA  
Tue May 13 2003, 7:05 PM EDT  
Att. 10,535 - Sunny - 59 F


AB 37  
R 6  
H 12  
RBI 6  
BB 5  
SO 7  
LOB 20



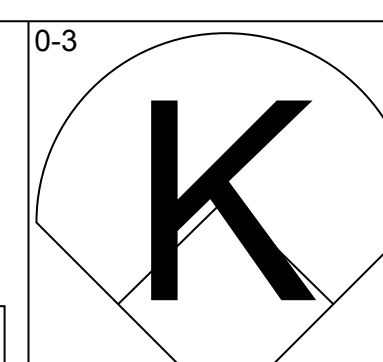
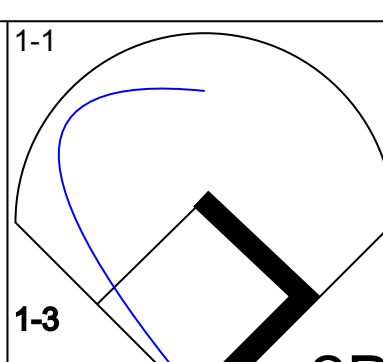
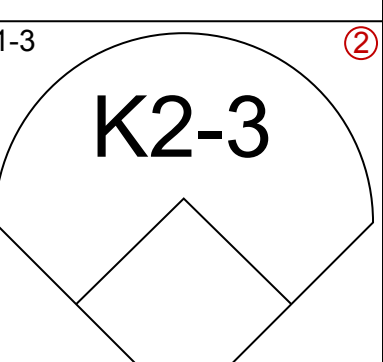
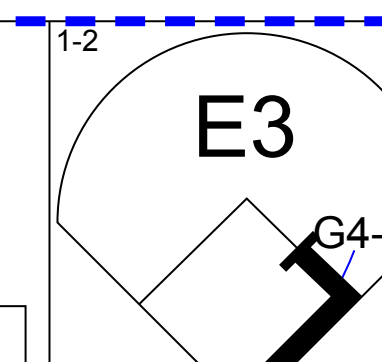
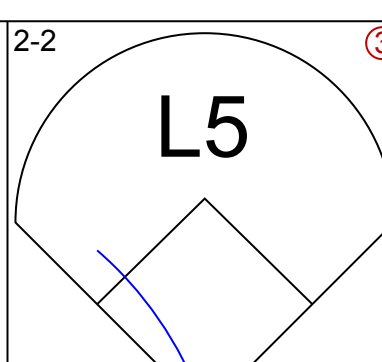
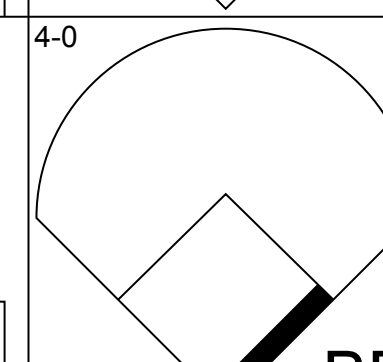
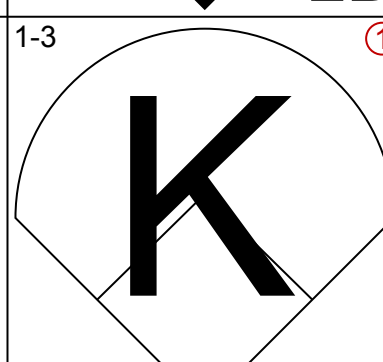
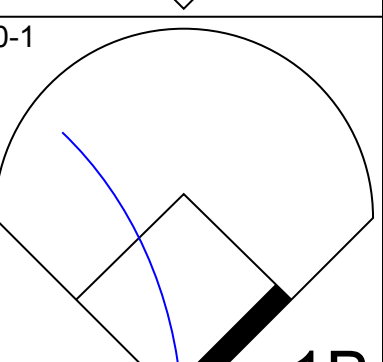
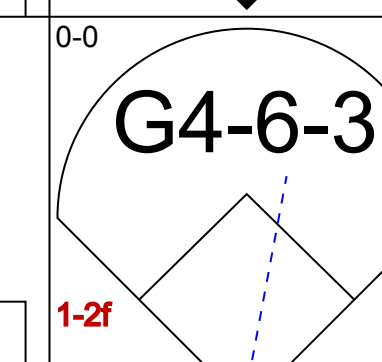
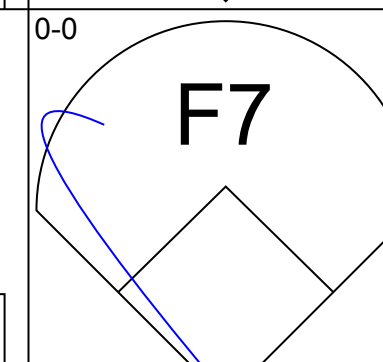
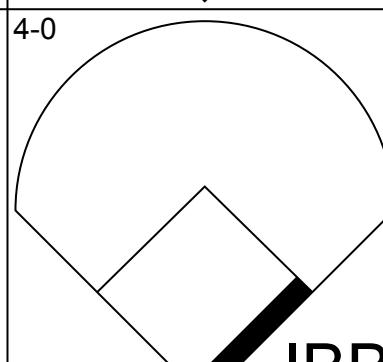
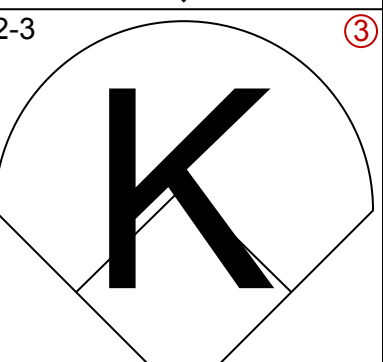
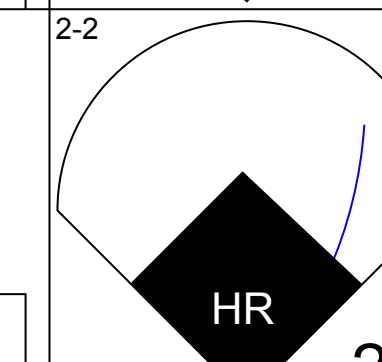
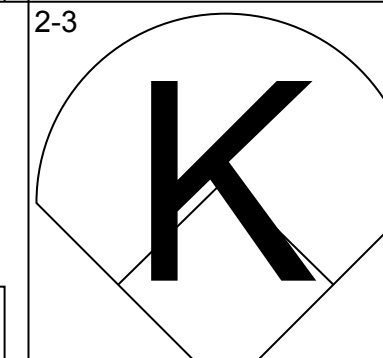
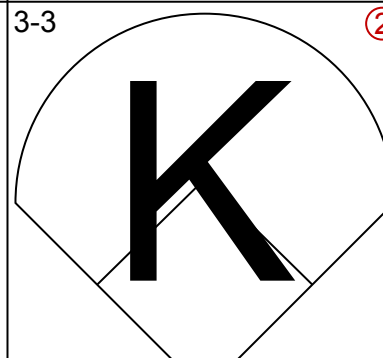

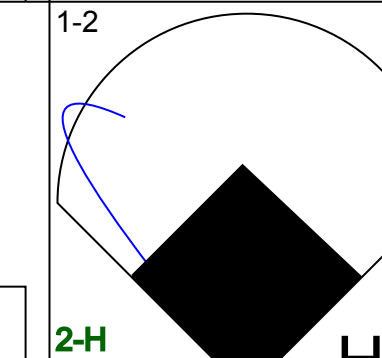
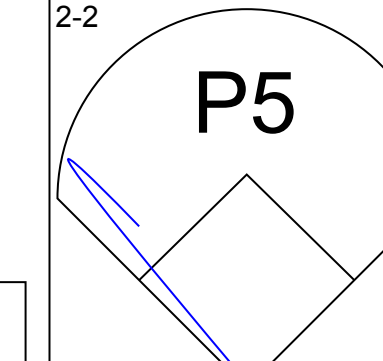
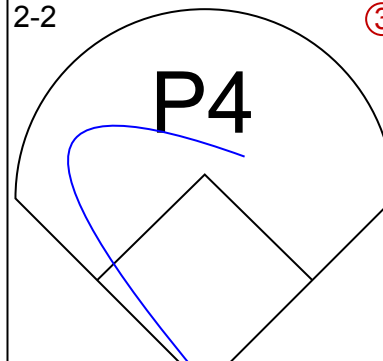
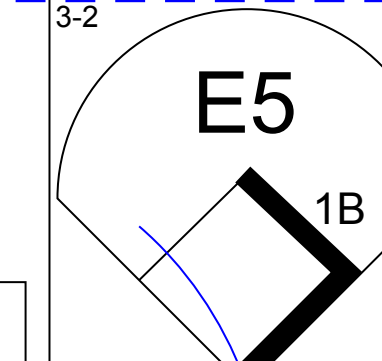

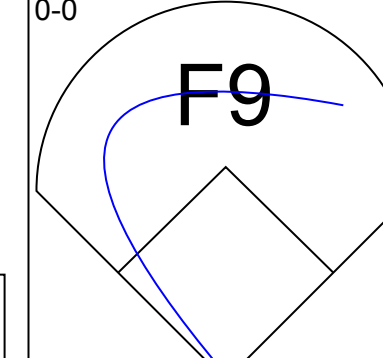
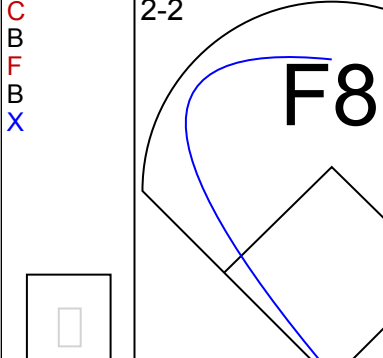
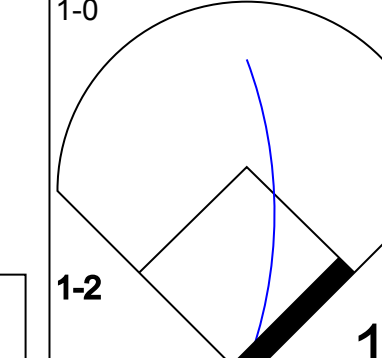

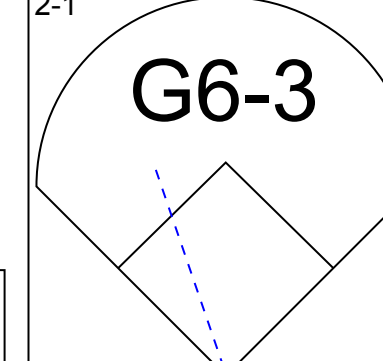
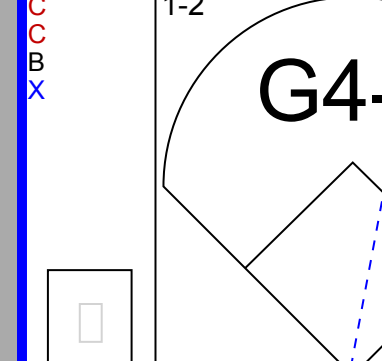
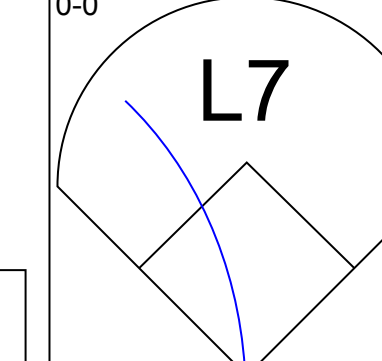



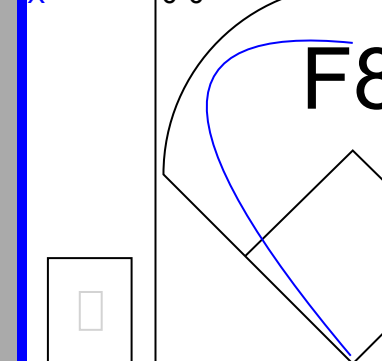
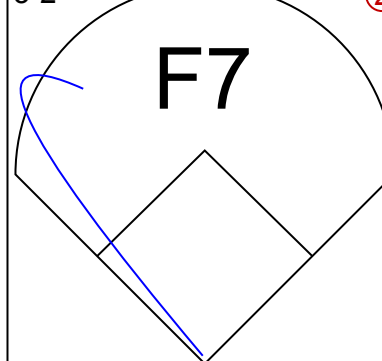
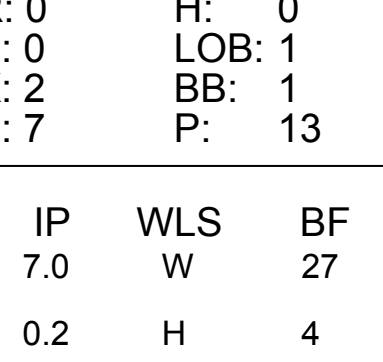
Batter	1	2	3	4	5	6	7	8	9	AB	R	H	RBI	BB	SO	LOB	BOTTOM					
<b>Kenny Lofton, L</b> OBP: 0.331, SLG: 0.366 (1, 8)	G1-3		1B		1B		G4-3		F7	5	1	2	1	0	0	0						
<b>18 Jason Kendall, R</b> OBP: 0.376, SLG: 0.396 (1, 2)	F8		1B		1B		F9		K	5	0	1	0	0	1	2						
<b>Brian Giles, L</b> OBP: 0.435, SLG: 0.442 (1, 7)	G5-3		E1		BB		L3			3	0	1	1	1	0	0						
<b>Aramis Ramirez, R</b> OBP: 0.288, SLG: 0.317 (1, 5)	F8		BB		FC6-4		F8			3	0	0	0	1	0	1						
<b>Randall Simon, L</b> OBP: 0.330, SLG: 0.431 (1, 3)	1B		G1-2-3		G3-6-1		G3-1			4	0	1	0	0	0	4						
<b>Craig Wilson, R</b> OBP: 0.397, SLG: 0.435 <b>Pokey Reese, R</b> OBP: 0.271, SLG: 0.262 (8, PR) (9, 4)	F8				F9		SH1-4		HBP	3	0	1	0	0	0	1						
<b>Abraham Nunez, S</b> OBP: 0.321, SLG: 0.217 (9, 6)	K				1B		SH1-4		BB	1	1	0	0	2	1	1						
<b>2 Jack Wilson, R</b> OBP: 0.285, SLG: 0.341 <b>Matt Stairs, L</b> OBP: 0.263, SLG: 0.260 <b>Mike Williams, R</b> (9, 1)			G6-3		F8		FC6-2		P6	3	0	0	0	0	0	2						
<b>Jeff Suppan, R</b> OBP: 0.333, SLG: 0.294 <b>Scott Sauerbeck, R</b> (8, 1) <b>Brian Boehringer, S</b> (8, 1) <b>Rob Mackowiak, L</b> OBP: 0.274, SLG: 0.291 <b>Reggie Sanders, R</b> OBP: 0.310, SLG: 0.440 (9, PH)			1B		1B		G3		K	0	0	0	0	0	0	0						
<b>Inning Stats</b>	R: 0 E: 0 K: 0 S: 4	H: 1 LOB: 1 BB: 0 P: 8	R: 0 E: 0 K: 1 S: 11	H: 1 LOB: 1 BB: 0 P: 16	R: 2 E: 1 K: 0 S: 13	H: 4 LOB: 2 BB: 1 P: 25	R: 1 E: 0 K: 0 S: 10	H: 2 LOB: 2 BB: 1 P: 19	R: 0 E: 0 K: 0 S: 6	H: 1 LOB: 1 BB: 0 P: 7	R: 0 E: 0 K: 0 S: 4	H: 0 LOB: 0 BB: 0 P: 6	R: 0 E: 0 K: 0 S: 9	H: 0 LOB: 2 BB: 1 P: 20	R: 0 E: 0 K: 2 S: 12	H: 0 LOB: 0 BB: 0 P: 14	1B: 8 2B: 0 3B: 0 HR: 0	SF: 0 SAC: 1 DP: 2 HBP: 1	WP: 0 PB: 0 SB: 0 CS: 0	PA: 38		
<b>PITCHER</b>	IP	WLS	BF	H	R	ER	SO	BB	IBB	HBP	BLK	WP	HR	S	P	ERA	WHIP					
<b>Tim Redding, R</b> ERA: 3.32 <b>54 Brad Lidge, R</b> ERA: 1.61 <b>Pete Munro, R</b> ERA: 4.15 <b>Billy Wagner, L</b> ERA: 2.05	6.0		27	8	3	3	1	3	0	0	0	0	0	49	86	4.50	1.833					
	1.0		3	0	0	0	0	0	0	0	0	0	0	4	6	0.00	0.000					
	1.0	W	5	0	0	0	0	1	0	1	0	0	0	9	20	0.00	1.000					
	1.0	S	3	0	0	0	2	0	0	0	0	0	0	12	14	0.00	0.000					

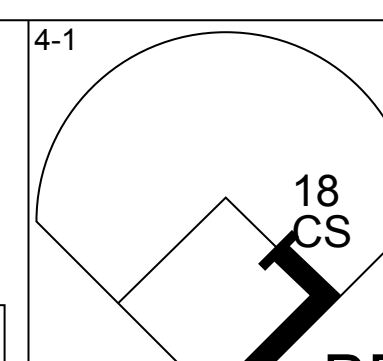
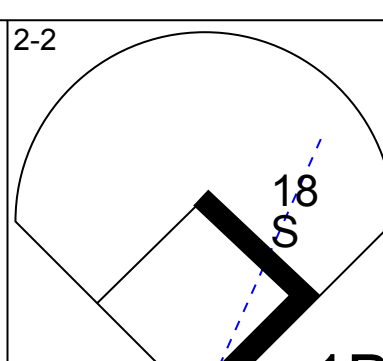
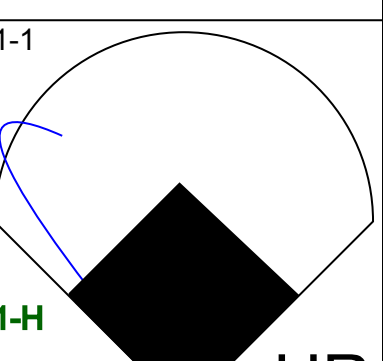
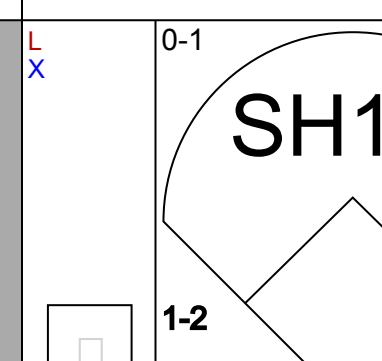
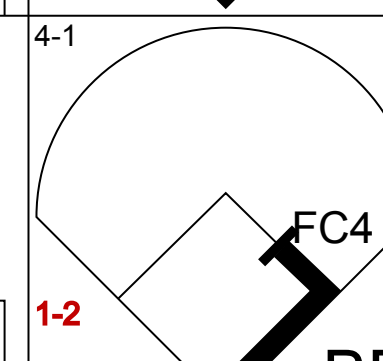
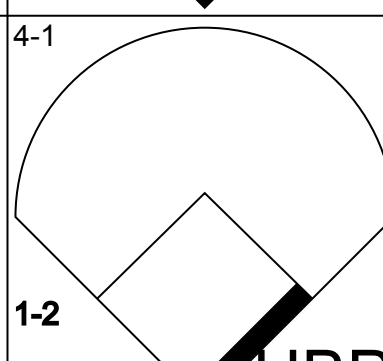
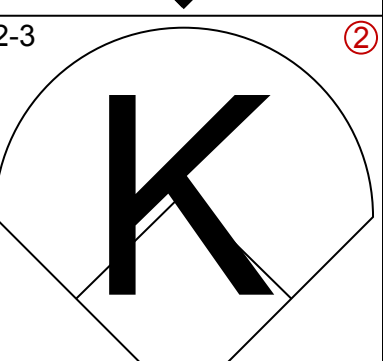
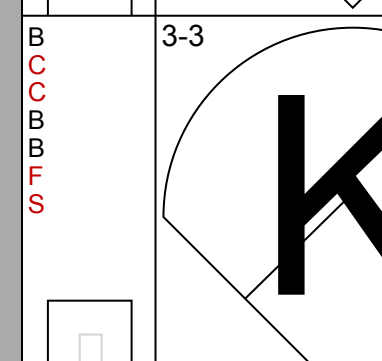
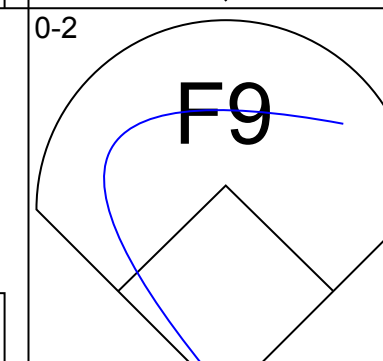
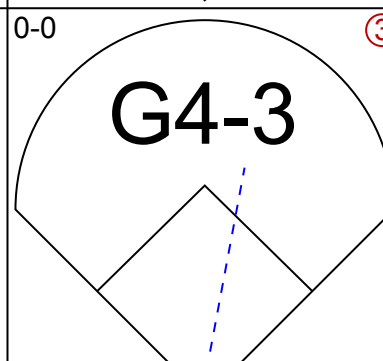
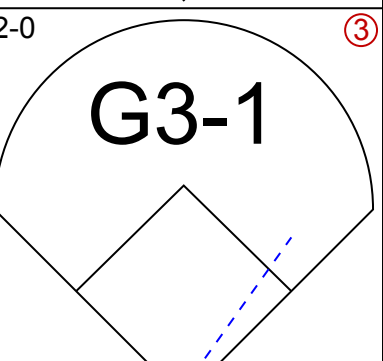
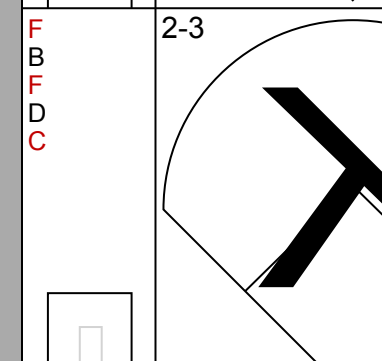
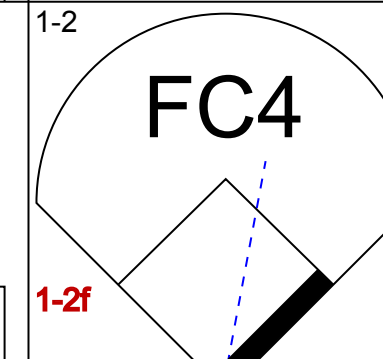
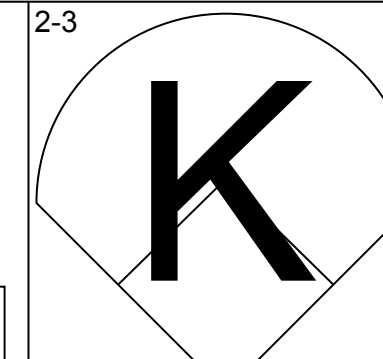
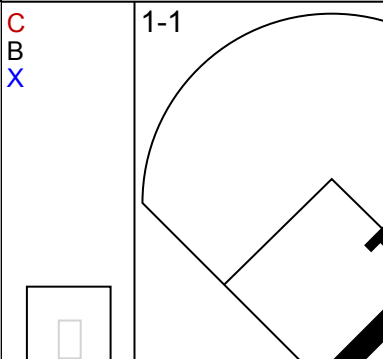
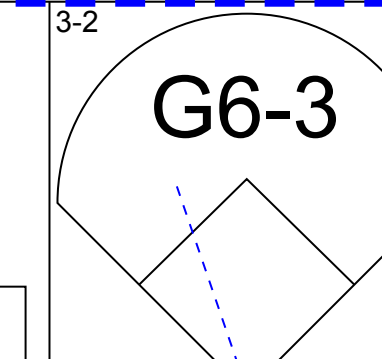
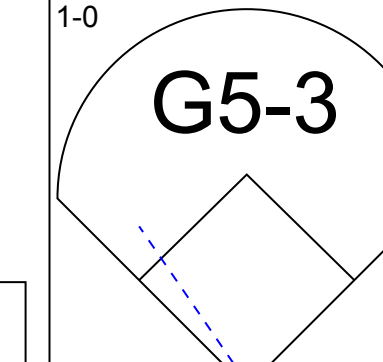
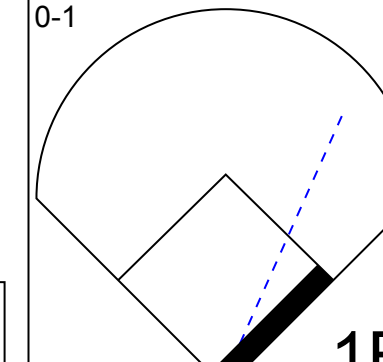
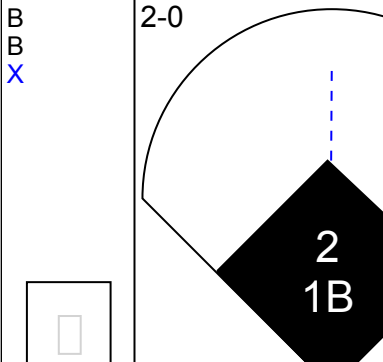
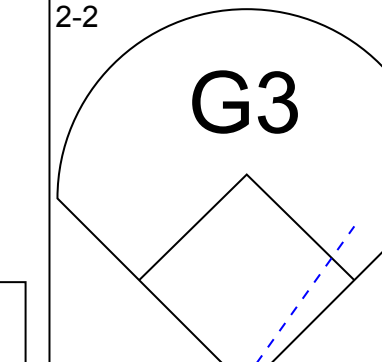
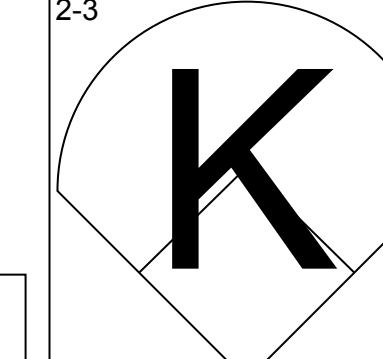
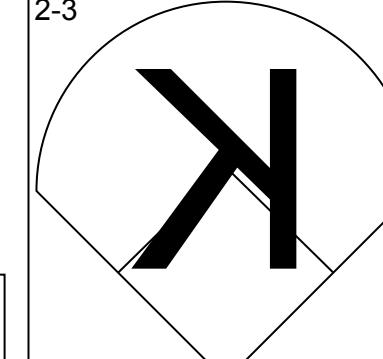
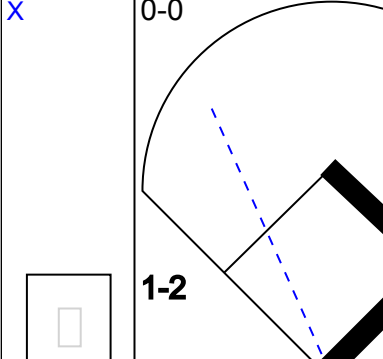
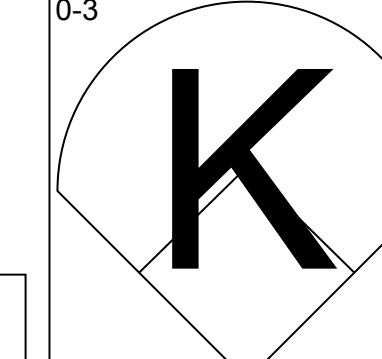
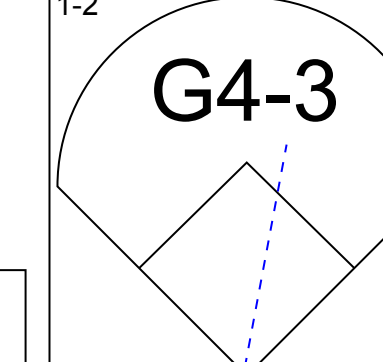
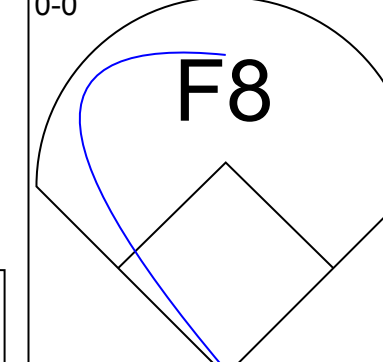
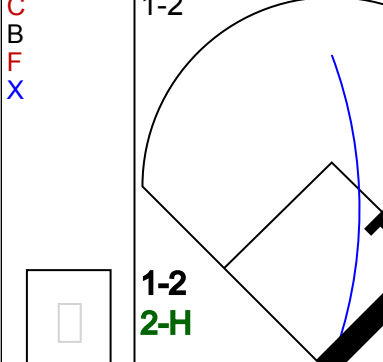

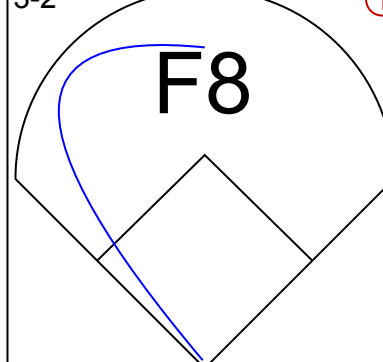
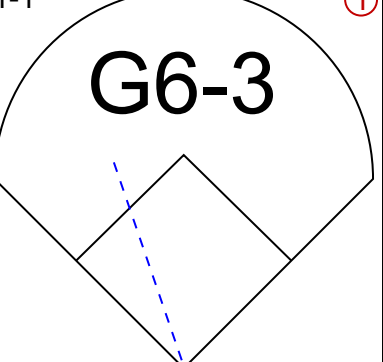

Houston Astros @ Pittsburgh Pirates  
PNC Park, Pittsburgh, PA  
Tue May 13 2003, 7:05 PM EDT  
Att. 10,535 - Sunny - 59 F

AB 32  
R 3  
H 8  
RBI 2  
BB 4  
SO 3  
LOB 14





Batter	1	2	3	4	5	6	7	8	9	AB	R	H	RBI	BB	SO	LOB	TOP										
<b>Craig Biggio, R</b> OBP: 0.326, SLG: 0.429 (1, 8)										5	0	1	0	0	2	0	<b>Houston Astros @ Pittsburgh Pirates</b> PNC Park, Pittsburgh, PA Wed May 14, 2003, 7:05 PM EDT Att: 11,730 - Sunny - 67 F										
<b>Geoff Blum, S</b> OBP: 0.343, SLG: 0.420 (1, 5)										3	0	1	0	1	1	3											
<b>5 Jeff Bagwell, R</b> OBP: 0.395, SLG: 0.564 (1, 3)										3	1	1	0	1	1	2											
<b>Jeff Kent, R</b> OBP: 0.373, SLG: 0.553 (1, 4)										4	1	1	2	0	3	4											
<b>17 Lance Berkman, S</b> OBP: 0.397, SLG: 0.471 (1, 7)										4	0	0	0	0	0	3											
<b>Richard Hidalgo, R</b> OBP: 0.409, SLG: 0.493 (1, 9)										3	0	1	0	1	0	0											
<b>Brad Ausmus, R</b> OBP: 0.278, SLG: 0.306 (7, PH)										2	0	1	0	0	0	0											
<b>Jose Vizcaino, S</b> OBP: 0.239, SLG: 0.239 (7, 6)										2	0	0	0	0	0	2											
<b>28 Adam Everett, R</b> OBP: 0.342, SLG: 0.457 (7, PH)										2	0	0	0	0	1	2											
<b>Gregg Zaun, S</b> OBP: 0.357, SLG: 0.361 (7, 2)										2	0	0	0	0	1	0											
<b>Wade Miller, R</b> OBP: 0.266, SLG: 0.250 (6, 1)										2	0	1	0	0	1	0											
<b>Pete Munro, R</b> OBP: 0.251, SLG: 0.257 (7, 1)										0	0	0	0	0	0	0											
<b>Brian Hunter, R</b> OBP: 0.241, SLG: 0.257 (7, 1)										0	0	0	0	0	0	0											
<b>Nate Bland, L</b> OBP: 0.251, SLG: 0.257 (7, 1)										0	0	0	0	0	0	0											
<b>54 Brad Lidge, R</b> OBP: 0.251, SLG: 0.257 (6, PH)										0	0	0	0	0	0	0											
<b>Orlando Merced, S</b> OBP: 0.251, SLG: 0.257 (6, PH)										1	0	0	0	0	0	0											
<b>Inning Stats</b>	R: 0 E: 0 K: 2 S: 7	H: 0 LOB: 1 BB: 1 P: 13	R: 0 E: 0 K: 0 S: 11	H: 1 LOB: 1 BB: 1 P: 19	R: 0 E: 0 K: 2 S: 18	H: 2 LOB: 3 BB: 1 P: 29	R: 0 E: 0 K: 1 S: 7	H: 0 LOB: 0 BB: 0 P: 9	R: 0 E: 0 K: 3 S: 12	H: 1 LOB: 1 BB: 0 P: 17	R: 0 E: 0 K: 1 S: 9	H: 0 LOB: 0 BB: 0 P: 14	R: 0 E: 0 K: 1 S: 7	H: 0 LOB: 0 BB: 0 P: 9	R: 2 E: 2 K: 0 S: 19	H: 3 LOB: 2 BB: 0 P: 27	R: 0 E: 0 K: 0 S: 7	H: 0 LOB: 0 BB: 0 P: 12	1B: 4 2B: 2 3B: 0 HR: 1	SF: 0 SAC: 0 DP: 2 HBP: 0	WP: 0 PB: 0 SB: 0 CS: 0	PA: 37					
<b>PITCHER</b>	IP	WLS	BF	H	R	ER	SO	BB	IBB	HBP	BLK	WP	HR	S	P	ERA	WHIP										
<b>Jeff D'Amico, R</b> ERA: 3.47 (1, 1)	7.0	W	27	4	0	0	10	2	1	0	0	0	0	71	110	0.00	0.857										
<b>Brian Boehringer, R</b> ERA: 9.77 (8, 1)	0.2	H	4	2	2	2	0	0	0	0	0	0	1	11	15	27.00	3.000										
<b>Scott Sauerbeck, L</b> ERA: 4.91 (8, 1)	0.0		1	0	0	0	0	0	0	0	0	0	0	6	9	∞	∞										
<b>Julian Tavarez, R</b> ERA: 7.36 (8, 1)	0.1	H	2	1	0	0	0	0	0	0	0	0	0	2	3	0.00	3.000										
<b>Mike Williams, R</b> ERA: 6.46 (9, 1)	1.0	S	3	0	0	0	0	0	0	0	0	0	0	7	12	0.00	0.000										

Batter	1	2	3	4	5	6	7	8	9	AB	R	H	RBI	BB	SO	LOB	BOTTOM											
<b>Kenny Lofton, L</b> OBP: 0.344, SLG: 0.396 (1, 8)										2	1	2	2	1	0	0	<b>Houston Astros @ Pittsburgh Pirates</b> PNC Park, Pittsburgh, PA Wed May 14, 2003, 7:05 PM EDT Att: 11,730 - Sunny - 67 F											
<b>18 Jason Kendall, R</b> OBP: 0.379, SLG: 0.390 (1, 2)										2	0	0	0	1	2	1												
<b>Brian Giles, L</b> OBP: 0.411, SLG: 0.411 (1, 7)										4	0	0	0	0	1	4												
<b>Aramis Ramirez, R</b> OBP: 0.287, SLG: 0.315 (1, 5)										4	0	1	0	0	1	1												
<b>Randall Simon, L</b> OBP: 0.336, SLG: 0.434 (9, 1)										4	1	2	0	0	0	0												
<b>Reggie Sanders, R</b> OBP: 0.308, SLG: 0.433 (1, 9)										4	0	1	0	0	3	1												
<b>2 Jack Wilson, R</b> OBP: 0.286, SLG: 0.340 (1, 6)										3	0	1	1	0	0	1												
<b>Abraham Nunez, S</b> OBP: 0.304, SLG: 0.294 (1, 4)										3	0	0	0	0	0	2												
<b>Jeff D'Amico, R</b> OBP: 0.256, SLG: 0.182 (7, PH)										1	1	0	0	1	1	0												
<b>Craig Wilson, R</b> OBP: 0.268, SLG: 0.268 (8, 1)										0	0	0	0	0	0	0												
<b>Brian Boehringer, S</b> OBP: 0.241, SLG: 0.257 (8, 1)										0	0	0	0	0	0	0												
<b>Scott Sauerbeck, R</b> OBP: 0.251, SLG: 0.257 (8, 1)										0	0	0	0	0	0	0												
<b>Julian Tavarez, L</b> OBP: 0.251, SLG: 0.257 (8, 1)										0	0	0	0	0	0	0												
<b>Kevin Young, R</b> OBP: 0.251, SLG: 0.257 (9, 3)										0	0	0	0	0	0	0												
<b>Inning Stats</b>	R: 0 E: 0 K: 0 S: 8	H: 0 LOB: 2 BB: 2 P: 17	R: 0 E: 0 K: 1 S: 7	H: 0 LOB: 0 BB: 0 P: 11	R: 0 E: 0 K: 1 S: 12	H: 1 LOB: 2 BB: 0 P: 21	R: 0 E: 0 K: 2 S: 12	H: 1 LOB: 1 BB: 0 P: 16	R: 2 E: 0 K: 0 S: 8	H: 4 LOB: 1 BB: 0 P: 12	R: 0 E: 0 K: 2 S: 9	H: 0 LOB: 0 BB: 0 P: 15	R: 0 E: 0 K: 1 S: 12	H: 0 LOB: 0 BB: 0 P: 17	1B: 6 2B: 0 3B: 0 HR: 1	SF: 0 SAC: 1 DP: 1 HBP: 2	WP: 0 PB: 0 SB: 1 CS: 1	PA: 33										
<b>PITCHER</b>	IP	WLS	BF	H	R	ER	SO	BB	IBB	HBP	BLK	WP	HR	S	P	ERA	WHIP											
<b>Wade Miller, R</b> ERA: 5.4 (1, 1)	5.1	L	25	7	3	3	5	3	0	1	0	0	0	1	56	96	5.06	1.875										
<b>Pete Munro, R</b> ERA: 4.05 (6, 1)	0.2		1	0	0	0	0	0	0	0	0	0	0	1	1	0.00	0.000											
<b>Nate Bland, L</b> ERA: 2.84 (7, 1)	1.0		4	0	0	0	2	0	0	1	0	0	0	9	15	0.00	0.000											
<b>54 Brad Lidge, R</b> ERA: 1.54 (8, 1)	1.0		3	0	0	0	1	0	0	0	0	0	0	12	17	0.00	0.000											











Batter	1	2	3	4	5	6	7	8	9	AB R H RBI BB SO LOB	TOP										
<b>Kenny Lofton, L</b> OBP: 0.351, SLG: 0.414	F7		G4-3			P6			HBP	4 1 1 0 0 0 1	<b>Pittsburgh Pirates @ Arizona Diamondbacks</b> Bank One Ballpark, Phoenix, AZ Sat May 17 2003, 10:05 PM EDT Alt. 42,858 - Cloudy - 102 F <a href="http://livebaseballscorecards.com">livebaseballscorecards.com</a>										
<b>2 Jack Wilson, R</b> OBP: 0.298, SLG: 0.359	WP 1B		G6-3			1B	G1-3		L6	5 1 2 0 0 0 1											
<b>Brian Giles, L</b> OBP: 0.398, SLG: 0.368	SAFE SAFE SAFE			P6			G3-1		G3	5 0 1 2 0 1 2											
<b>Aramis Ramirez, R</b> OBP: 0.293, SLG: 0.323	P4			F8						4 1 2 0 0 0 1											
<b>Reggie Sanders, R</b> OBP: 0.308, SLG: 0.426		P3		18 HBP HR					K	3 2 1 1 1 1 1											
<b>18 Jason Kendall, R</b> OBP: 0.384, SLG: 0.390	G6-3			HR					F7	3 1 1 1 0 0 0											
<b>Kevin Young, R</b> OBP: 0.254, SLG: 0.367	K			HR					K	4 1 1 3 0 2 1											
<b>Jeff Reboulet, R</b> OBP: 0.333, SLG: 0.200			G4-3 16 SH3-4 2 WP BB	G1-3					K	3 1 0 0 1 1 0											
<b>16 Salomon Torres, R</b> Matt Stairs, L Joe Beimel, L Scott Sauerbeck, R Abraham Nunez, S Mike Williams, R			SH3-4		G4-3				G4-3	1 0 0 0 0 0 0 1 0 0 0 0 0 0 0 0 0 0 0 0 0 0 0 0 0 0 0 0 1 0 0 0 0 0 0 0 0 0 0 0 0 0											
<b>Inning Stats</b>	R: 0 E: 0 K: 1 S: 9	H: 1 LOB: 1 BB: 0 P: 16	R: 0 E: 0 K: 1 S: 11	H: 0 LOB: 0 BB: 0 P: 15	R: 1 E: 0 K: 0 S: 6	H: 0 LOB: 0 BB: 1 P: 13	R: 3 E: 0 K: 0 S: 9	H: 1 LOB: 0 BB: 1 P: 18	R: 4 E: 0 K: 0 S: 17	H: 6 LOB: 1 BB: 0 P: 24		R: 0 E: 0 K: 1 S: 7	H: 0 LOB: 0 BB: 0 P: 10	R: 0 E: 0 K: 2 S: 10	H: 1 LOB: 1 BB: 0 P: 12	R: 0 E: 0 K: 2 S: 9	H: 0 LOB: 0 BB: 0 P: 14	R: 0 E: 0 K: 0 S: 4	H: 0 LOB: 1 BB: 0 P: 9	1B: 5 2B: 3 3B: 0 HR: 1	SF: 0 SAC: 1 DP: 0 HBP: 2
<b>PITCHER</b>	IP WLS BF H R ER SO BB IBB HBP BLK WP HR S P ERA WHIP											<b>PITCHER</b>	IP WLS BF H R ER SO BB IBB HBP BLK WP HR S P ERA WHIP								
<b>Chris Capuano, L</b> ERA: 10.13	4.2 L 22 6 7 7 2 2 0 1 0 0 2 1 47 78 13.50 1.714																				
<b>Oscar Villarreal, R</b> ERA: 3.82	1.1 6 2 1 1 0 0 0 0 0 0 0 0 12 18 6.75 1.500																				
<b>Scott Service, R</b> ERA: 0.9	2.0 7 1 0 0 3 0 0 0 0 0 0 0 19 26 0.00 0.500																				
<b>Mike Myers, L</b> ERA: 4.97	1.0 4 0 0 0 0 0 0 0 1 0 0 0 4 9 0.00 0.000																				

Batter	1	2	3	4	5	6	7	8	9	AB R H RBI BB SO LOB	BOTTOM										
<b>Alex Cintron, S</b> OBP: 0.278, SLG: 0.400	G4-3					L3				4 0 0 0 1 0 2	<b>Pittsburgh Pirates @ Arizona Diamondbacks</b> Bank One Ballpark, Phoenix, AZ Sat May 17 2003, 10:05 PM EDT Alt. 42,858 - Cloudy - 102 F <a href="http://livebaseballscorecards.com">livebaseballscorecards.com</a>										
<b>Quinton McCracken, S</b> OBP: 0.262, SLG: 0.236	B3-1		F7			2B			BB	4 1 2 0 1 0 0											
<b>Luis Gonzalez, L</b> OBP: 0.400, SLG: 0.598	2B		F7			HR			K	5 2 3 1 0 1 3											
<b>David Dellucci, L</b> OBP: 0.354, SLG: 0.394	2B		F8			HR			G4-6-3	4 1 2 3 1 0 3											
<b>Carlos Baerga, S</b> OBP: 0.346, SLG: 0.493	G4-3			G4-3					G6-4-3	4 0 0 0 0 1 3											
<b>Mark Grace, L</b> OBP: 0.279, SLG: 0.389				HR					G4-3	3 1 2 1 1 0 0											
<b>Rod Barajas, R</b> OBP: 0.339, SLG: 0.541	F8			K					K	4 0 0 0 0 2 2											
<b>Tony Womack, L</b> OBP: 0.210, SLG: 0.284									G4-3	3 0 1 0 1 0 0											
<b>Chris Capuano, L</b> Oscar Villarreal, L Danny Bautista, R Scott Service, R Mike Myers, L Steve Finley, L									BB	2 0 0 0 0 0 2 3 0 0 0 0 0 0 0 0 1 0 0 0 0 0 0 0 0 0 0 0 0 0 0 0 0 0 0 0 0 0 0 0 0 0 0 0 1 0 0 0											
<b>Inning Stats</b>	R: 1 E: 0 K: 0 S: 12	H: 2 LOB: 1 BB: 0 P: 18	R: 0 E: 0 K: 1 S: 11	H: 1 LOB: 2 BB: 1 P: 21	R: 0 E: 0 K: 0 S: 5	H: 0 LOB: 0 BB: 0 P: 9	R: 1 E: 1 K: 2 S: 10	H: 2 LOB: 1 BB: 0 P: 17	R: 3 E: 0 K: 1 S: 15	H: 3 LOB: 1 BB: 1 P: 29		R: 0 E: 0 K: 0 S: 4	H: 0 LOB: 0 BB: 0 P: 5	R: 0 E: 0 K: 0 S: 10	H: 2 LOB: 1 BB: 1 P: 19	R: 0 E: 0 K: 1 S: 11	H: 0 LOB: 2 BB: 3 P: 30	R: 0 E: 0 K: 1 S: 13	H: 0 LOB: 3 BB: 0 P: 30	1B: 4 2B: 4 3B: 0 HR: 2	SF: 0 SAC: 0 DP: 2 HBP: 0
<b>PITCHER</b>	IP WLS BF H R ER SO BB IBB HBP BLK WP HR S P ERA WHIP											<b>PITCHER</b>	IP WLS BF H R ER SO BB IBB HBP BLK WP HR S P ERA WHIP								
<b>16 Salomon Torres, R</b> ERA: 4.31	5.0 W 25 5 5 5 4 2 0 0 0 0 0 0 14 24 9.00 2.000																				
<b>Joe Beimel, L</b> ERA: 2.66	2.0 H 7 2 0 0 0 1 0 0 0 0 0 0 14 24 0.00 1.500																				
<b>Scott Sauerbeck, L</b> ERA: 4.08	1.0 H 3 0 0 0 1 0 0 0 0 0 0 0 11 15 0.00 0.000																				
<b>Mike Williams, R</b> ERA: 5.71	1.0 S 5 0 0 0 1 3 0 0 0 0 0 0 13 30 0.00 3.000																				



Batter	1	2	3	4	5	6	7	8	9	AB	R	H	RBI	BB	SO	LOB	TOP								
Kenny Lofton, L (1, 8) OBP: 0.354, SLG: 0.422	2-1 SH1-3 G4-3 2B		0-1 L7		0-1 FC5-4 1B		1-3 K		2-1 G4-3	4	1	2	0	0	1	1	<b>Pittsburgh Pirates @ Arizona Diamondbacks</b> Bank One Ballpark, Phoenix, AZ Sun May 18 2003, 4:37 PM EDT Att: 34,669 - Dome - 72 F <a href="http://livebaseballscorecards.com">livebaseballscorecards.com</a>								
Brian Meadows, R (7, 1) OBP: 0.382, SLG: 0.388										0	0	0	0	0	0	0									
2 Jack Wilson, R (1, 6) OBP: 0.303, SLG: 0.359	0-0 SH1-3 2-3		4-0 FC4-6 BB		1-2 FC5-4 1-2 2-3		0-0 G6-4-3 1-2		0-1 HR 1B	3	1	1	0	1	0	3									
Brian Giles, L (1, 7) OBP: 0.387, SLG: 0.356	0-0 G4-3		0-1 F8		0-0 G3			2-1 G3-1 G5-3 HR 1B	0-3 K	5	1	1	1	0	1	4									
Aramis Ramirez, R (1, 5) OBP: 0.302, SLG: 0.350	1-1 3-H 1B		1-1 FC4-6		1-0 G3 1B			0-0 G5-3 1-2	3-1 HR	5	1	3	2	0	0	2									
Randall Simon, L (1, 3) OBP: 0.328, SLG: 0.445	1-3 K			1-3 K		0-0 G3 1-2		0-0 G3-1 2-3	0-1 1B	5	0	1	0	0	2	3									
Craig Wilson, R (1, 2) OBP: 0.356, SLG: 0.407		0-0 G5-3		1-3 K		4-2 BB		4-1 HR BB	0-3 K	3	1	0	0	2	1										
Matt Stairs, L (1, 9) Reggie Sanders, R (8, PH) OBP: 0.313, SLG: 0.454		0-0 G3		2-3 K		0-0 F7		0-0 1-H 3-H HR		3	0	0	0	0	1	2									
Abraham Nunez, S (1, 4) OBP: 0.286, SLG: 0.194		1-0 1B			2-0 G4-3		0-2 F8		3-2 HBP	3	0	1	0	0	0	2									
Jeff Suppan, R (1, 1) OBP: 0.316, SLG: 0.278		2-3 K			2-2 FC5-4 1B		0-0 G6-4-3 1B		2-3 K	1	0	0	0	0	1	1									
Jeff Reboulet, R (5, PH) Pat Mahomes, R (5, 1) Rob Mackowiak, L (7, PH) OBP: 0.309, SLG: 0.317										1	0	1	0	0	0	0									
										2	0	1	0	0	1	1									
<b>Inning Stats</b>	R: 1 E: 0 K: 1 S: 9	H: 2 LOB: 1 BB: 0 P: 13	R: 0 E: 0 K: 1 S: 6	H: 1 LOB: 1 BB: 0 P: 9	R: 0 E: 0 K: 0 S: 6	H: 0 LOB: 1 BB: 1 P: 11	R: 0 E: 0 K: 3 S: 10	H: 0 LOB: 3 BB: 0 P: 14	R: 0 E: 0 K: 0 S: 11	H: 2 LOB: 2 BB: 0 P: 16	R: 0 E: 0 K: 0 S: 8	H: 1 LOB: 2 BB: 1 P: 13	R: 0 E: 0 K: 1 S: 5	H: 1 LOB: 0 BB: 0 P: 6	R: 3 E: 0 K: 1 S: 12	H: 2 LOB: 1 BB: 1 P: 23	R: 2 E: 0 K: 2 S: 14	H: 3 LOB: 1 BB: 0 P: 19	1B: 9 2B: 1 3B: 0 HR: 2	SF: 0 SAC: 1 DP: 1 HBP: 1	WP: 0 PB: 0 SB: 0 CS: 0	PA: 42			
<b>PITCHER</b>	IP	WLS	BF	H	R	ER	SO	BB	IBB	HBP	BLK	WP	HR	S	P	ERA	WHIP								
17 Brandon Webb, R (1, 1) ERA: 2.02	7.2	W	33	8	3	3	6	3	0	0	0	0	0	60	93	3.52	1.435								
Eddie Oropesa, L (8, 1) ERA: 27.0	0.1		3	1	1	1	1	0	0	1	0	0	1	7	12	27.00	3.000								
Mike Koplove, R (9, 1) ERA: 2.33	1.0		6	3	2	2	2	0	0	0	0	0	1	14	19	18.00	3.000								

Batter	1	2	3	4	5	6	7	8	9	AB	R	H	RBI	BB	SO	LOB	BOTTOM								
Tony Womack, L (1, 6) OBP: 0.227, SLG: 0.302	1-2 G3		1-0 1B	0-1 G3 BB 1B	2-1 SF8			1-2 G4-3 SF8 1B		4	2	3	2	0	0	0	<b>Pittsburgh Pirates @ Arizona Diamondbacks</b> Bank One Ballpark, Phoenix, AZ Sun May 18 2003, 4:37 PM EDT Att: 34,669 - Dome - 72 F <a href="http://livebaseballscorecards.com">livebaseballscorecards.com</a>								
Junior Spivey, R (1, 4) OBP: 0.338, SLG: 0.446	3-2 HR		1-1 1B	4-2 G3 BB	2-3 F7		2-2 G4-3		2-2 G4-3	4	2	2	1	1	0	3									
Luis Gonzalez, L (1, 7) OBP: 0.395, SLG: 0.583	1-2 G3-1		1-2 L9	3-1 G3		3-2 G4-3		4-0 IBB		4	0	0	0	1	0	4									
David Dellucci, L (1, 9) OBP: 0.368, SLG: 0.432	3-2 G3-1		1-1 1B	4-0 IBB		2-1 SF7 3B		1-1 SF8		3	1	2	2	1	0	0									
Matt Williams, R (1, 5) OBP: 0.302, SLG: 0.391		0-1 P4	1-0 P3	1-0 F9		0-1 SF7		0-1 F8		4	0	0	1	0	0	6									
Lyle Overbay, L (1, 3) OBP: 0.396, SLG: 0.431		2-2 1B SF8 1B	2-2 1B		4-1 17 BB SF8 BB		0-1 G4-3			3	2	2	1	1	0	0									
Steve Finley, L (1, 8) OBP: 0.333, SLG: 0.443	1-1 SAFE 1B		0-1 F7		1-2 SAFE 17 BB SF8 BB		0-1 G4-3			3	0	1	0	1	0	2									
Chad Moeller, R (1, 2) OBP: 0.388, SLG: 0.568		1-2 SF8		2-1 17 SH2-3 1B 2B		1-1 F8		1-3 K		3	1	1	1	0	1	2									
17 Brandon Webb, R (1, 1) Eddie Oropesa, L (8, 1) Mike Koplove, R (9, 1)		3-H G1-3		1-2 SH2-3		4-0 SAFE BB		1-1 G6-3		2	0	0	0	1	0	1									
										0	0	0	0	0	0	0									
										0	0	0	0	0	0	0									
<b>Inning Stats</b>	R: 1 E: 0 K: 0 S: 15	H: 1 LOB: 0 BB: 0 P: 23	R: 1 E: 0 K: 0 S: 13	H: 2 LOB: 1 BB: 0 P: 19	R: 2 E: 0 K: 0 S: 14	H: 4 LOB: 2 BB: 0 P: 21	R: 1 E: 0 K: 0 S: 13	H: 2 LOB: 3 BB: 2 P: 27	R: 1 E: 0 K: 0 S: 14	H: 0 LOB: 2 BB: 3 P: 32	R: 1 E: 0 K: 0 S: 12	H: 1 LOB: 0 BB: 0 P: 17	R: 0 E: 0 K: 1 S: 7	H: 0 LOB: 0 BB: 0 P: 9	R: 1 E: 0 K: 0 S: 11	H: 1 LOB: 1 BB: 1 P: 19	1B: 8 2B: 1 3B: 1 HR: 1	SF: 4 SAC: 1 DP: 0 HBP: 0	WP: 0 PB: 0 SB: 1 CS: 0	PA: 41					
<b>PITCHER</b>	IP	WLS	BF	H	R	ER	SO	BB	IBB	HBP	BLK	WP	HR	S	P	ERA	WHIP								
Jeff Suppan, R (1, 1) ERA: 3.32	4.0	L	23	9	5	5	0	1	1	0	0	0	0	26	49	9.00	2.000								
Pat Mahomes, R (5, 1) ERA: 9.0	2.0		10	1	2	2	0	3	0	0	0	0	0	26	49	9.00	2.000								
Brian Meadows, R (7, 1) ERA: 3.31	2.0		8	1	1	1	1	0	1	0	0	0	0	18	28	4.50	0.500								

AB 37  
R 6  
H 12  
RBI 6  
BB 3  
SO 9  
LOB 20



AB 30  
R 8  
H 11  
RBI 8  
BB 6  
SO 1  
LOB 18





Batter	1	2	3	4	5	6	7	8	9	AB	R	H	RBI	BB	SO	LOB	TOP			
Mark Grudzielanek, R (1,4) OBP: 0.357, SLG: 0.391	E6 1B		HBP			G5-3		2B 1B		3	1	2	0	0	0	0	<b>Chicago Cubs @ Pittsburgh Pirates</b> PNC Park, Pittsburgh, PA Wed May 21, 2003, 7:05 PM EDT Att: 35,086 - Cloudy - 59 F			
Alex Gonzalez, R (1,6) OBP: 0.325, SLG: 0.394	G5-3		F9			G5-3		2B		4	0	1	2	0	0	2				
Corey Patterson, L (1,8) OBP: 0.331, SLG: 0.542	L8		F9			P3		F7		4	0	0	0	0	0	3				
Moises Alou, R (1,7) OBP: 0.353, SLG: 0.446	K					G4-6-3 1B		G4-3		4	0	1	0	0	1	2				
Troy O'Leary, L (1,9) OBP: 0.267, SLG: 0.348		F9				G4-6-3 1-2		G4-3		4	0	0	0	0	0	1				
Hee-Seop Choi, L (1,3) OBP: 0.408, SLG: 0.574		F7				K		2B		4	0	1	0	0	1	1				
Mark Bellhorn, S (1,5) OBP: 0.359, SLG: 0.324		1B				G4-3		F9		3	0	1	0	1	0	1				
Damian Miller, R (1,2) OBP: 0.349, SLG: 0.402		K				F9		1B 2B 1B		3	1	1	0	0	1	1				
Tom Goodwin, L (9, PH) OBP: 0.147, SLG: 0.147		K				F9		K		1	0	0	0	0	1	3				
34 Kerry Wood, R (1,1) OBP: 0.190, SLG: 0.333						K		F8		2	0	0	0	0	1	0				
Todd Wellemeier, R (6,1)						G5-3		G6-4-3		0	0	0	0	0	0	0				
Lenny Harris, L (8, PH) OBP: 0.280, SLG: 0.326										1	0	0	0	0	0	1				
Phil Norton, R (8,1)										0	0	0	0	0	0	0				
Eric Karros, R (9, PH) OBP: 0.408, SLG: 0.500										1	0	0	0	0	0	3				
<b>Inning Stats</b>	R: 0 E: 1 K: 1 S: 9	H: 1 LOB: 1 BB: 0 P: 12	R: 0 E: 0 K: 1 S: 13	H: 1 LOB: 1 BB: 0 P: 19	R: 0 E: 0 K: 1 S: 6	H: 0 LOB: 1 BB: 0 P: 9	R: 0 E: 0 K: 1 S: 6	H: 1 LOB: 0 BB: 0 P: 9	R: 0 E: 0 K: 0 S: 7	H: 0 LOB: 0 BB: 0 P: 13	R: 0 E: 0 K: 0 S: 7	H: 1 LOB: 1 BB: 0 P: 9	R: 2 E: 0 K: 0 S: 13	H: 3 LOB: 1 BB: 0 P: 20	R: 0 E: 2 K: 1 S: 11	H: 0 LOB: 2 BB: 1 P: 20	1B: 5 2B: 2 3B: 0 HR: 0	SF: 0 SAC: 0 DP: 2 HBP: 1	WP: 0 PB: 0 SB: 0 CS: 0	PA: 36
<b>PITCHER</b>	IP WLS BF H R ER SO BB IBB HBP BLK WP HR S P ERA WHIP																			
Jeff D'Amico, R (1,1) ERA: 3.33	7.1 W 29 7 2 2 4 0 0 0 0 0 0 64 95 2.46 0.955																			
Scott Sauerbeck, L (8,1) ERA: 3.93	0.2 H 2 0 0 0 0 0 0 0 0 0 0 4 5 0.00 0.000																			
Mike Williams, R (9,1) ERA: 5.4	1.0 S 5 0 0 0 1 1 0 0 0 0 0 0 11 20 0.00 1.000																			

AB	34
R	2
H	7
RBI	2
BB	1
SO	5
LOB	18



Batter	1	2	3	4	5	6	7	8	9	AB	R	H	RBI	BB	SO	LOB	BOTTOM			
Kenny Lofton, L (1,8) OBP: 0.358, SLG: 0.421	G4-3 1B BB		SF4 1B		F7		G4-3			3	2	1	0	1	0	0	<b>Chicago Cubs @ Pittsburgh Pirates</b> PNC Park, Pittsburgh, PA Wed May 21, 2003, 7:05 PM EDT Att: 35,086 - Cloudy - 59 F			
2 Jack Wilson, R (1,6) OBP: 0.308, SLG: 0.381	K		PO 1B			HR	F9			4	1	2	1	0	1	1				
Brian Giles, L (1,7) OBP: 0.381, SLG: 0.390	G4-3		P5			HR		L3		4	1	1	1	0	0	3				
Aramis Ramirez, R (1,5) OBP: 0.306, SLG: 0.356	1B		SF4			18 BB 1B		G4-3		3	1	2	2	0	0	0				
Randall Simon, L (1,3) OBP: 0.321, SLG: 0.435	G4-3		PO		G6-3		K			3	0	0	0	0	1	2				
Kevin Young, R (8, PH) OBP: 0.266, SLG: 0.367			1-3					BB		0	0	0	0	1	0	0				
18 Jason Kendall, R (1,2) OBP: 0.379, SLG: 0.380		P6			G5-3		1B BB	F9		3	0	0	0	1	0	1				
Craig Wilson, R (1,9) OBP: 0.357, SLG: 0.393		HBP			P3		K			2	0	0	0	0	1	2				
Abraham Nunez, S (1,4) OBP: 0.301, SLG: 0.215		K				B1-6-4 1B		1B		3	0	2	1	0	1	1				
Jeff D'Amico, R (1,1) OBP: 0.200, SLG: 0.143		L7				B1-6-4				3	0	0	0	0	1	2				
Scott Sauerbeck, R (8,1) ERA: 3.93										0	0	0	0	0	0	0				
Mike Williams, R (9,1) ERA: 5.4								K		0	0	0	0	0	0	0				
<b>Inning Stats</b>	R: 1 E: 0 K: 1 S: 13	H: 1 LOB: 1 BB: 1 P: 22	R: 0 E: 0 K: 1 S: 12	H: 0 LOB: 0 BB: 0 P: 17	R: 1 E: 0 K: 0 S: 11	H: 2 LOB: 0 BB: 0 P: 18	R: 0 E: 0 K: 0 S: 4	H: 0 LOB: 0 BB: 0 P: 6	R: 0 E: 0 K: 0 S: 6	H: 1 LOB: 0 BB: 0 P: 11	R: 3 E: 0 K: 2 S: 17	H: 4 LOB: 2 BB: 1 P: 27	R: 0 E: 0 K: 1 S: 7	H: 0 LOB: 0 BB: 0 P: 12	R: 0 E: 0 K: 0 S: 7	H: 0 LOB: 1 BB: 1 P: 13	1B: 6 2B: 0 3B: 0 HR: 2	SF: 1 SAC: 0 DP: 1 HBP: 1	WP: 0 PB: 0 SB: 2 CS: 0	PA: 34
<b>PITCHER</b>	IP WLS BF H R ER SO BB IBB HBP BLK WP HR S P ERA WHIP																			
34 Kerry Wood, R (1,1) ERA: 2.94	5.1 L 24 7 5 5 3 2 0 0 0 0 0 0 2 58 94 8.44 1.688																			
Todd Wellemeier, R (6,1) ERA: 3.93	1.2 5 1 0 0 2 0 0 0 0 0 0 0 12 19 0.00 0.600																			
Phil Norton, L (8,1) ERA: 5.4	1.0 4 0 0 0 0 1 0 0 0 0 0 0 7 13 0.00 1.000																			

AB	28
R	5
H	8
RBI	5
BB	3
SO	5
LOB	12





Batter	1	2	3	4	5	6	7	8	9	AB	R	H	RBI	BB	SO	LOB	TOP								
Tom Goodwin, L (1, 9) OBP: 0.295, SLG: 0.282	0-0 1B		0-0 2B 1B		2-0 F8		0-1 F8		2-2 HR	5	2	3	1	0	0	2									
Mark Grudzielanek, R (1, 4) OBP: 0.359, SLG: 0.397	1-3 K		2-3 K		4-0 BB		0-0 1B		2-3 K	4	0	1	0	1	3	3									
Corey Patterson, L (1, 8) OBP: 0.335, SLG: 0.547	1-0 F9		0-0 2B		3-2 P3		0-0 1B			4	0	2	2	0	0	3									
Moises Alou, R (1, 7) OBP: 0.351, SLG: 0.448	1-0 P4		2-1 F7							4	0	1	0	0	0	2									
Lenny Harris, L (1, 5) OBP: 0.296, SLG: 0.327		1-2 G6-3		2-1 G4-3						3	0	1	0	1	0	0									
Eric Karros, R (1, 3) OBP: 0.400, SLG: 0.486		3-3 K		0-0 1B						4	0	1	0	0	2	3									
Alex Gonzalez, R (1, 6) OBP: 0.318, SLG: 0.385		2-2 G5-3		0-1 G6-4-3						4	0	0	0	0	0	4									
Paul Bako, L (1, 2) OBP: 0.314, SLG: 0.295			0-0 G3-1		1-1 F9					3	0	0	0	0	0	0									
Mark Bellhorn, S (9, PH) OBP: 0.357, SLG: 0.321										1	0	0	0	0	0	0									
Joe Borowski, R (9, 1)										0	0	0	0	0	0	0									
Matt Clement, R (1, 1) OBP: 0.188, SLG: 0.188			0-1		0-1					3	1	3	0	0	0	0									
Mike Remlinger, L (8, 1)										0	0	0	0	0	0	0									
Damian Miller, R (9, PH) OBP: 0.346, SLG: 0.398			1B 2B 1B		WP 1B					1	0	0	0	0	0	0									
<b>Inning Stats</b>	R: 0 E: 0 K: 1 S: 6	H: 1 LOB: 1 BB: 0 P: 9	R: 0 E: 0 K: 1 S: 10	H: 0 LOB: 0 BB: 0 P: 16	R: 2 E: 0 K: 1 S: 10	H: 3 LOB: 1 BB: 0 P: 14	R: 0 E: 0 K: 0 S: 5	H: 1 LOB: 0 BB: 0 P: 7	R: 0 E: 0 K: 0 S: 9	H: 1 LOB: 2 BB: 1 P: 19	R: 0 E: 0 K: 1 S: 11	H: 2 LOB: 1 BB: 0 P: 16	R: 0 E: 0 K: 0 S: 9	H: 3 LOB: 2 BB: 0 P: 12	R: 0 E: 0 K: 0 S: 12	H: 0 LOB: 1 BB: 1 P: 20	R: 1 E: 0 K: 1 S: 11	H: 1 LOB: 0 BB: 0 P: 17	1B: 9 2B: 2 3B: 0 HR: 1	SF: 0 SAC: 0 DP: 2 HBP: 0	WP: 1 PB: 0 SB: 1 CS: 0	PA: 38			
<b>PITCHER</b>	IP	WLS	BF	H	R	ER	SO	BB	IBB	HBP	BLK	WP	HR	S	P	ERA	WHIP								
Kris Benson, R (1, 1) ERA: 3.62	8.0		34	11	2	2	4	2	0	0	0	1	0	72	113	2.25	1.625								
Scott Sauerbeck, L (9, 1) ERA: 4.19	1.0	L	4	1	1	1	1	0	0	0	0	0	1	11	17	9.00	1.000								

Chicago Cubs @ Pittsburgh Pirates  
PNC Park, Pittsburgh, PA  
Thu May 22 2003, 7:05 PM EDT  
Att: 14,544 - Cloudy - 61 F

AB 36  
R 3  
H 12  
RBI 3  
BB 2  
SO 5  
LOB 17



Batter	1	2	3	4	5	6	7	8	9	AB	R	H	RBI	BB	SO	LOB	BOTTOM								
Kenny Lofton, L (1, 8) OBP: 0.355, SLG: 0.423	0-0 G6-3		2-2 FC1-6		1-2 2B			0-2 G1-3		4	0	1	0	0	0	1									
2 Jack Wilson, R (1, 6) OBP: 0.301, SLG: 0.372	0-1 G5-3		1-3 K		3-2 P4			2-2 F9		4	0	0	0	0	1	2									
Brian Giles, L (1, 7) OBP: 0.386, SLG: 0.425	2-1 F7			3-1 HR				2-1 P5		3	1	1	1	1	0	0									
Aramis Ramirez, R (1, 5) OBP: 0.305, SLG: 0.353		0-0 F8		0-1 L6-3				3-1 G6-4-3		4	0	1	0	0	0	1									
Randall Simon, L (1, 3) OBP: 0.312, SLG: 0.422		0-1 G5-3		1-0 L6-3				0-1 P4		4	0	0	0	0	0	1									
18 Jason Kendall, R (1, 2) OBP: 0.381, SLG: 0.383		0-2 G6-3		1-1 1B				1-3 K2-3		4	0	2	0	0	1	0									
Reggie Sanders, R (1, 9) OBP: 0.311, SLG: 0.470			0-0 HR		1-3 K			0-0 G4-3		4	1	1	1	0	2	2									
Rob Mackowiak, L (1, 4) OBP: 0.324, SLG: 0.323			0-0 FC1-6 SH1-4		1-3 K			4-2 BB		2	0	1	0	1	1	0									
Kris Benson, R (1, 1)			0-0 SH1-4		1-3 K			2-3 K		2	0	0	0	0	2	1									
Scott Sauerbeck, R (9, 1)			1-2							0	0	0	0	0	0	0									
<b>Inning Stats</b>	R: 0 E: 0 K: 0 S: 5	H: 0 LOB: 0 BB: 0 P: 7	R: 0 E: 0 K: 0 S: 6	H: 0 LOB: 0 BB: 0 P: 6	R: 1 E: 0 K: 1 S: 9	H: 2 LOB: 1 BB: 0 P: 12	R: 1 E: 0 K: 1 S: 10	H: 3 LOB: 1 BB: 0 P: 16	R: 0 E: 0 K: 2 S: 15	H: 1 LOB: 1 BB: 0 P: 21	R: 0 E: 0 K: 0 S: 5	H: 0 LOB: 0 BB: 1 P: 12	R: 0 E: 0 K: 2 S: 9	H: 0 LOB: 1 BB: 1 P: 16	R: 0 E: 0 K: 0 S: 9	H: 0 LOB: 0 BB: 0 P: 13	R: 0 E: 0 K: 1 S: 10	H: 1 LOB: 1 BB: 0 P: 15	1B: 4 2B: 2 3B: 0 HR: 2	SF: 0 SAC: 1 DP: 2 HBP: 0	WP: 0 PB: 0 SB: 0 CS: 0	PA: 34			
<b>PITCHER</b>	IP	WLS	BF	H	R	ER	SO	BB	IBB	HBP	BLK	WP	HR	S	P	ERA	WHIP								
Matt Clement, R (1, 1) ERA: 4.31	7.0		27	6	2	2	6	2	0	0	0	0	2	59	90	2.57	1.143								
Mike Remlinger, L (8, 1) ERA: 2.54	1.0	W	3	0	0	0	0	0	0	0	0	0	0	9	13	0.00	0.000								
Joe Borowski, R (9, 1) ERA: 2.05	1.0	S	4	1	0	0	1	0	0	0	0	0	0	10	15	0.00	1.000								

Chicago Cubs @ Pittsburgh Pirates  
PNC Park, Pittsburgh, PA  
Thu May 22 2003, 7:05 PM EDT  
Att: 14,544 - Cloudy - 61 F

AB 31  
R 2  
H 7  
RBI 2  
BB 2  
SO 7  
LOB 8





Batter	1	2	3	4	5	6	7	8	9	10	AB	R	H	RBI	BB	SO	LOB	TOP
Fernando Vina, L OBP: 0.302, SLG: 0.388 (1.4)	F8		G3		F7		G4-3		FC6-4 1B	G6-3	6	0	1	0	0	0	4	<b>St. Louis Cardinals @ Pittsburgh Pirates</b> PNC Park, Pittsburgh, PA Fri May 23 2003, 7:05 PM EDT Att: 18,660 - Overcast - 61 F  <b>livebaseballscorecards.com</b>  AB 46 R 10 H 17 RBI 10 BB 2 SO 7 LOB 25
J.D. Drew, L OBP: 0.347, SLG: 0.551 (1.9)	P6			5 2B 1B	F8		K		FC6-4 5 1B 27 HR	5 1B 3B	6	3	2	1	0	1	3	
5 Albert Pujols, R OBP: 0.425, SLG: 0.712 (1.7)	K										6	2	5	2	0	1	0	
15 Jim Edmonds, L OBP: 0.388, SLG: 0.591 (1.8)											4	1	1	1	1	1	4	
27 Scott Rolen, R OBP: 0.410, SLG: 0.562 (1.5)											5	2	2	3	0	1	4	
Edgar Renteria, R OBP: 0.386, SLG: 0.525 (1.6)											4	0	0	0	1	0	6	
Tino Martinez, L OBP: 0.316, SLG: 0.399 (1.3)											5	1	2	3	0	1	1	
Mike Matheny, R OBP: 0.319, SLG: 0.360 (1.2)											5	0	2	0	0	1	1	
Jason Simentacchi, R Wilson Delgado, R Kiko Calero, R Gabe Molina, R Steve Kline, L Cal Eldred, R Brian Meadows, R Jeff Fassero, L (1.1)											1	0	0	0	0	0	0	
16 Salomon Torres, R ERA: 4.23 (1.1)	IP	WLS	BF	H	R	ER	SO	BB	IBB	HBP	BLK	WP	HR	S	P	ERA	WHIP	
Joe Beimel, L ERA: 2.42 (6.1)	2.0	10	3	0	0	2	0	0	0	1	0	0	0	20	32	0.00	1.500	
Brian Boehringer, R ERA: 10.36 (8.1)	0.2	6	4	3	3	1	0	0	0	0	0	0	1	14	20	40.50	6.000	
Scott Sauerbeck, L ERA: 4.12 (8.1)	0.1	H	1	0	0	0	0	0	0	0	0	0	0	3	5	0.00	0.000	
Mike Williams, R ERA: 6.52 (6.1)	1.0	B	7	3	3	3	1	1	0	0	0	0	1	15	23	27.00	4.000	

Batter	1	2	3	4	5	6	7	8	9	10	AB	R	H	RBI	BB	SO	LOB	BOTTOM
Kenny Lofton, L OBP: 0.360, SLG: 0.445 (1.8)	HR		F9	2 G3 2B		F7			F9		5	1	2	1	1	0	4	<b>St. Louis Cardinals @ Pittsburgh Pirates</b> PNC Park, Pittsburgh, PA Fri May 23 2003, 7:05 PM EDT Att: 18,660 - Overcast - 61 F  <b>livebaseballscorecards.com</b>  AB 44 R 8 H 15 RBI 8 BB 4 SO 4 LOB 26
2 Jack Wilson, R OBP: 0.296, SLG: 0.371 (1.6)	G3-1 1B 2B		G4-3	G3		K				G5-3	6	1	1	0	0	1	3	
Brian Giles, L OBP: 0.350, SLG: 0.447 (1.7)	G3-1 2-3		2B 2B	BB				1B 1B 2B		F7	5	2	2	0	1	0	2	
Aramis Ramirez, R OBP: 0.316, SLG: 0.370 (1.5)	1B		1B 2B	F9				1B 1B		F9	6	1	4	2	0	0	2	
Randall Simon, L OBP: 0.310, SLG: 0.417 (1.3)	F8		1B								4	1	1	1	0	0	3	
Kevin Young, R OBP: 0.277, SLG: 0.367 (8.3)	F8		18 HR 1B								0	1	0	0	1	0	0	
18 Jason Kendall, R OBP: 0.387, SLG: 0.495 (1.2)	G5-3		HR								4	1	2	3	1	0	3	
Reggie Sanders, R OBP: 0.311, SLG: 0.474 (1.9)											3	0	1	0	0	1	1	
Joe Beimel, L (6.1)											0	0	0	0	0	0	0	
Rob Mackowiak, L OBP: 0.319, SLG: 0.317 (7. PH)											1	0	0	0	0	1	2	
Jeff Reboulet, R OBP: 0.500, SLG: 0.571 (8.4)											1	0	1	1	0	0	0	
Abraham Nunez, S OBP: 0.299, SLG: 0.287 (8.1)											4	0	0	0	0	0	3	
Brian Boehringer, S ERA: 3.05 (8.1)											0	0	0	0	0	0	0	
Scott Sauerbeck, R (8.1)											0	0	0	0	0	0	0	
Mike Williams, R (8.1)											0	0	0	0	0	0	0	
Craig Wilson, R OBP: 0.302, SLG: 0.386 (10.9)											1	0	0	0	0	0	2	
16 Salomon Torres, R (1.1)											2	0	0	0	0	1	0	
Adam Hyzdu, R OBP: 0.250, SLG: 0.300 (6.9)											2	0	0	0	0	0	1	
Brian Meadows, R (10.1)											0	0	0	0	0	0	0	
Jason Simentacchi, R ERA: 7.57 (1.1)	IP	WLS	BF	H	R	ER	SO	BB	IBB	HBP	BLK	WP	HR	S	P	ERA	WHIP	WP: 1 PA: 49 PB: 0 SB: 0 CS: 1
Kiko Calero, R ERA: 3.05 (8.1)	2.0	7	1	0	0	1	1	0	0	0	0	1	0	15	24	0.00	1.000	
Gabe Molina, R ERA: 3.10 (7.1)	1.0	6	3	1	1	1	0	0	0	0	0	0	0	16	21	9.00	3.000	
Steve Kline, L ERA: 4.19 (8.1)	1.0	4	0	0	0	0	0	1	0	0	0	0	0	11	21	0.00	1.000	
Cal Eldred, R ERA: 3.79 (8.1)	1.0	W	7	2	1	1	0	1	0	1	0	0	0	21	32	9.00	3.000	



Batter	1	2	3	4	5	6	7	8	9	AB	R	H	RBI	BB	SO	LOB	TOP					
Fernando Vina, L (1,4) OBP: 0.310, SLG: 0.420	2-2 1B 3B	0-1 HR		4-1 G6-3 BB		1-1 G3-1			1-1 G4-3	4	2	2	1	1	0	1						
Eduardo Perez, R (1,9) OBP: 0.424, SLG: 0.579	2-2 15 1B 27 E 3H	0-2 K		2-2 G6-3 1-2			3-2 1B		1-1 1B	5	1	3	1	0	1	1						
5 Albert Pujols, R (1,7) OBP: 0.419, SLG: 0.703 Orlando Palmeiro, L (9,7) OBP: 0.333, SLG: 0.348	0-2 F9	1-0 15 HR 2B			2-2 F7		3-2 L7		0-2 G5-3	5	1	1	0	0	0	3						
15 Jim Edmonds, L (1,8) OBP: 0.391, SLG: 0.608	3-1 27 BB 1B	0-0 HR			0-0 G3-1		2-2 F7			4	2	2	2	0	0	1						
27 Scott Rolen, R (1,5) OBP: 0.412, SLG: 0.564	4-2 S 1B 1-2 3H BB	2-2 G5-3			1-0 2B		0-0 F9			3	0	1	0	1	0	1						
Edgar Renteria, R (1,6) OBP: 0.383, SLG: 0.519	1-1 S 1-2 2H 1B		0-2 P3		1-0 G6-3			1-1 G6-3		4	0	1	1	0	0	1						
Tino Martinez, L (1,3) OBP: 0.309, SLG: 0.388	3-3 K		1-2 G3			0-3 K		3-3 K		4	0	0	0	0	3	2						
Mike Matheny, R (1,2) OBP: 0.317, SLG: 0.353	1-1 P3		0-2 G4-3			4-2 SH1-4 BB		3-2 P3		3	0	0	0	1	0	2						
Matt Morris, R (1,1) OBP: 0.259, SLG: 0.360		0-3 K		0-0 G6-3		0-1 SH1-4 1-2		1-3 K		3	0	0	0	0	2	0						
<b>Inning Stats</b>	R: 3 E: 1 K: 1 S: 24	H: 4 LOB: 2 BB: 1 P: 40	R: 3 E: 0 K: 2 S: 15	H: 3 LOB: 0 BB: 0 P: 18	R: 0 E: 0 K: 0 S: 9	H: 0 LOB: 0 BB: 1 P: 10	R: 0 E: 0 K: 0 S: 5	H: 0 LOB: 0 BB: 1 P: 11	R: 0 E: 0 K: 1 S: 10	H: 0 LOB: 1 BB: 1 P: 15	R: 0 E: 0 K: 0 S: 13	H: 1 LOB: 1 BB: 0 P: 21	R: 0 E: 0 K: 1 S: 8	H: 0 LOB: 0 BB: 0 P: 15	R: 0 E: 0 K: 1 S: 11	H: 1 LOB: 1 BB: 0 P: 14	1B: 5 2B: 2 3B: 1 HR: 2	SF: 0 SAC: 1 DP: 1 HBP: 0	WP: 0 PB: 0 SB: 2 CS: 0	PA: 39		
<b>PITCHER</b>	IP WLS BF H R ER SO BB IBB HBP BLK WP HR S P ERA WHIP	IP WLS BF H R ER SO BB IBB HBP BLK WP HR S P ERA WHIP	IP WLS BF H R ER SO BB IBB HBP BLK WP HR S P ERA WHIP	IP WLS BF H R ER SO BB IBB HBP BLK WP HR S P ERA WHIP	IP WLS BF H R ER SO BB IBB HBP BLK WP HR S P ERA WHIP	IP WLS BF H R ER SO BB IBB HBP BLK WP HR S P ERA WHIP	IP WLS BF H R ER SO BB IBB HBP BLK WP HR S P ERA WHIP	IP WLS BF H R ER SO BB IBB HBP BLK WP HR S P ERA WHIP	IP WLS BF H R ER SO BB IBB HBP BLK WP HR S P ERA WHIP	IP WLS BF H R ER SO BB IBB HBP BLK WP HR S P ERA WHIP	IP WLS BF H R ER SO BB IBB HBP BLK WP HR S P ERA WHIP	IP WLS BF H R ER SO BB IBB HBP BLK WP HR S P ERA WHIP	IP WLS BF H R ER SO BB IBB HBP BLK WP HR S P ERA WHIP	IP WLS BF H R ER SO BB IBB HBP BLK WP HR S P ERA WHIP	IP WLS BF H R ER SO BB IBB HBP BLK WP HR S P ERA WHIP	IP WLS BF H R ER SO BB IBB HBP BLK WP HR S P ERA WHIP	IP WLS BF H R ER SO BB IBB HBP BLK WP HR S P ERA WHIP	IP WLS BF H R ER SO BB IBB HBP BLK WP HR S P ERA WHIP	IP WLS BF H R ER SO BB IBB HBP BLK WP HR S P ERA WHIP	IP WLS BF H R ER SO BB IBB HBP BLK WP HR S P ERA WHIP	IP WLS BF H R ER SO BB IBB HBP BLK WP HR S P ERA WHIP	IP WLS BF H R ER SO BB IBB HBP BLK WP HR S P ERA WHIP
Jeff Suppan, R (1,1) ERA: 3.92	5.0	L	24	8	6	6	3	2	0	0	0	0	0	0	0	0	0	2	59	89	10.80	2.000
Pat Mahomes, R (6,1) ERA: 3.5	3.0		11	1	0	0	2	1	0	0	0	0	0	0	0	0	0	0	31	51	0.00	0.667
Julian Tavarez, R (9,1) ERA: 6.61	1.0		4	1	0	0	1	0	0	0	0	0	0	0	0	0	0	0	11	14	0.00	1.000

St. Louis Cardinals @ Pittsburgh Pirates  
PNC Park, Pittsburgh, PA  
Sat May 24 2003, 7:05 PM EDT  
Att: 35,733 - Cloudy - 66 F

AB	35
R	6
H	10
RBI	5
BB	3
SO	6
LOB	12




Batter	1	2	3	4	5	6	7	8	9	AB	R	H	RBI	BB	SO	LOB	BOTTOM					
Kenny Lofton, L (1,8) OBP: 0.368, SLG: 0.446	1-1 2 G6-4-3 1B		4-1 BB		2-2 F8			4-0 1B 2 WP BB		2	0	1	0	2	0	1						
2 Jack Wilson, R (1,6) OBP: 0.290, SLG: 0.362	0-1 G6-4-3 1-2		1-2 G5-3 2-3			3-2 G4-3		2-3 SAFE K		4	0	0	0	0	1	4						
Brian Giles, L (1,7) OBP: 0.405, SLG: 0.461	0-0 1B			2-1 P6		0-0 1B		0-2 FC4-6 1B		4	0	3	0	0	0	0						
Aramis Ramirez, R (1,5) OBP: 0.315, SLG: 0.367	2-1 F9			1-2 1B		0-0 F7		1-1 FC4-6 1-2		4	0	1	0	0	0	4						
Randall Simon, L (1,3) OBP: 0.309, SLG: 0.413		1-0 G6-4-3 1B		0-0 F7		0-0 P6			1-0 G1-3	4	0	1	0	0	0	2						
18 Jason Kendall, R (1,2) OBP: 0.379, SLG: 0.395		1-1 F9		0-2 G4-3			0-0 L9		1-1 F7	4	0	0	0	0	0	2						
Reggie Sanders, R (1,9) OBP: 0.316, SLG: 0.482		1-0 G6-4-3 1-2			0-0 S 1B		2-2 G3-1		0-0 2B	4	0	2	0	0	0	1						
Jeff Reboulet, R (1,4) OBP: 0.417, SLG: 0.455			2-2 G5-3 SH1 1B		3-2 G6-3		2-1 G6-3		3-3 K	4	0	1	0	0	1	2						
Jeff Suppan, R (1,1) OBP: 0.316, SLG: 0.278 Rob Mackowiak, L (5,PH) OBP: 0.315, SLG: 0.313 Pat Mahomes, R (6,1) Abraham Nunez, S (8,PH) OBP: 0.295, SLG: 0.214 Julian Tavarez, L (9,1)			3-2 SAFE SH1		2-3 K			1-1 G6-3		0	0	0	0	0	0	0						
<b>Inning Stats</b>	R: 0 E: 0 K: 0 S: 7	H: 2 LOB: 1 BB: 0 P: 10	R: 0 E: 0 K: 0 S: 4	H: 1 LOB: 0 BB: 0 P: 7	R: 0 E: 0 K: 0 S: 12	H: 1 LOB: 1 BB: 1 P: 22	R: 0 E: 0 K: 0 S: 11	H: 1 LOB: 1 BB: 0 P: 14	R: 0 E: 0 K: 0 S: 10	H: 1 LOB: 1 BB: 0 P: 17	R: 0 E: 0 K: 0 S: 7	H: 1 LOB: 2 BB: 0 P: 10	R: 0 E: 0 K: 1 S: 12	H: 1 LOB: 2 BB: 1 P: 20	R: 0 E: 0 K: 1 S: 7	H: 1 LOB: 1 BB: 0 P: 12	1B: 8 2B: 1 3B: 0 HR: 0	SF: 0 SAC: 1 DP: 3 HBP: 0	WP: 1 PB: 0 SB: 1 CS: 0	PA: 35		
<b>PITCHER</b>	IP WLS BF H R ER SO BB IBB HBP BLK WP HR S P ERA WHIP	IP WLS BF H R ER SO BB IBB HBP BLK WP HR S P ERA WHIP	IP WLS BF H R ER SO BB IBB HBP BLK WP HR S P ERA WHIP	IP WLS BF H R ER SO BB IBB HBP BLK WP HR S P ERA WHIP	IP WLS BF H R ER SO BB IBB HBP BLK WP HR S P ERA WHIP	IP WLS BF H R ER SO BB IBB HBP BLK WP HR S P ERA WHIP	IP WLS BF H R ER SO BB IBB HBP BLK WP HR S P ERA WHIP	IP WLS BF H R ER SO BB IBB HBP BLK WP HR S P ERA WHIP	IP WLS BF H R ER SO BB IBB HBP BLK WP HR S P ERA WHIP	IP WLS BF H R ER SO BB IBB HBP BLK WP HR S P ERA WHIP	IP WLS BF H R ER SO BB IBB HBP BLK WP HR S P ERA WHIP	IP WLS BF H R ER SO BB IBB HBP BLK WP HR S P ERA WHIP	IP WLS BF H R ER SO BB IBB HBP BLK WP HR S P ERA WHIP	IP WLS BF H R ER SO BB IBB HBP BLK WP HR S P ERA WHIP	IP WLS BF H R ER SO BB IBB HBP BLK WP HR S P ERA WHIP	IP WLS BF H R ER SO BB IBB HBP BLK WP HR S P ERA WHIP	IP WLS BF H R ER SO BB IBB HBP BLK WP HR S P ERA WHIP	IP WLS BF H R ER SO BB IBB HBP BLK WP HR S P ERA WHIP	IP WLS BF H R ER SO BB IBB HBP BLK WP HR S P ERA WHIP	IP WLS BF H R ER SO BB IBB HBP BLK WP HR S P ERA WHIP	IP WLS BF H R ER SO BB IBB HBP BLK WP HR S P ERA WHIP	IP WLS BF H R ER SO BB IBB HBP BLK WP HR S P ERA WHIP
Matt Morris, R (1,1) ERA: 2.26	9.0	W	35	9	0	0	3	2	0	0	0	1	0	0	0	0	0	1	76	122	0.00	1.222


St. Louis Cardinals @ Pittsburgh Pirates  
PNC Park, Pittsburgh, PA  
Sat May 24 2003, 7:05 PM EDT  
Att: 35,733 - Cloudy - 66 F

AB	32
R	0
H	9
RBI	0
BB	2
SO	3
LOB	17





Batter	1	2	3	4	5	6	7	8	9	AB	R	H	RBI	BB	SO	LOB	TOP															
Fernando Vina, L (1.4) Miguel Cairo, R (5.4) OBP: 0.316, SLG: 0.430 OBP: 0.293, SLG: 0.429	2-1 1B 15 HR	2-2 2B			0-1 B4-3		2-3 K		1-1 1B	3	1	2	0	0	0	0	<b>St. Louis Cardinals @ Pittsburgh Pirates</b> PNC Park, Pittsburgh, PA Sun May 25 2003, 1:35 PM EDT Att: 25,983 - Sunny - 72 F															
Eduardo Perez, R (1.9) OBP: 0.423, SLG: 0.565	0-0 1B 15 HR	3-2 G5-3			2-1 27 HR		1-2 F7		3-3 K	5	2	2	0	0	1	4																
5 Albert Pujols, R (1.7) OBP: 0.408, SLG: 0.681	1-1 P4				0-2 G6-3		1-2 P6		0-1 F8	5	0	0	0	0	0	5																
15 Jim Edmonds, L (1.8) OBP: 0.399, SLG: 0.626	0-0 HR				4-0 27 HR				4-2 G4-6-3	2	2	1	3	2	0	0																
27 Scott Rolen, R (1.5) OBP: 0.413, SLG: 0.580	3-2 G4-3				0-1 HR				1-3 K	4	1	2	3	0	1	1																
Edgar Renteria, R (1.6) OBP: 0.376, SLG: 0.508	1-1 G3				1-2 G5-3				0-2 G4-6-3	4	0	0	0	0	0	2																
Tino Martinez, L (1.3) OBP: 0.301, SLG: 0.377		1-1 G3-1			0-0 F9				0-1 F8	4	0	0	0	0	0	0																
Chris Widger, R (1.2) Orlando Palmeiro, L (9. PH) OBP: 0.340, SLG: 0.348		1-1 G6-3			0-1 G1-3				4-1 1B	3	0	0	0	0	0	1																
Garrett Stephenson, R (1.1) Steve Kline, S (6.1) Dustin Hermanson, R (6.1) Mike Crudale, R (7.1) Gabe Molina, R (8.1) J.D. Drew, L (9. PH) OBP: 0.306, SLG: 0.507		1-0 2B			0-3 K				2-2 1B	3	0	1	0	0	0	0																
<b>Inning Stats</b>	R: 3 E: 0 K: 0 S: 11	H: 3 LOB: 0 BB: 0 P: 18	R: 0 E: 0 K: 0 S: 11	H: 2 LOB: 2 BB: 0 P: 19	R: 0 E: 0 K: 1 S: 7	H: 1 LOB: 1 BB: 0 P: 12	R: 0 E: 0 K: 1 S: 6	H: 0 LOB: 0 BB: 0 P: 6	R: 3 E: 0 K: 0 S: 12	H: 2 LOB: 0 BB: 1 P: 19	R: 0 E: 1 K: 0 S: 7	H: 0 LOB: 0 BB: 0 P: 10	R: 0 E: 0 K: 1 S: 9	H: 0 LOB: 0 BB: 0 P: 13	R: 0 E: 0 K: 1 S: 8	H: 0 LOB: 0 BB: 1 P: 13			R: 1 E: 0 K: 1 S: 13	H: 2 LOB: 2 BB: 1 P: 23	1B: 7 2B: 1 3B: 0 HR: 2	SF: 0 SAC: 0 DP: 2 HBP: 0	WP: 0 PB: 0 SB: 0 CS: 0	PA: 39								
<b>PITCHER</b>	IP WLS BF H R ER SO BB IBB HBP BLK WP HR S P ERA WHIP																															
Brian Meadows, R (1.1) ERA: 5.64	5.0	24	8	6	6	1	0	1	0	0	0	2	47	74	10.80	1.600																
Julian Tavarez, R (6.1) ERA: 6.23	1.0	3	0	0	0	0	0	0	0	0	0	0	7	10	0.00	0.000																
Brian Boehringer, R (7.1) ERA: 9.92	1.0	W	3	0	0	0	1	0	0	0	0	0	9	13	0.00	0.000																
Scott Sauerbeck, L (8.1) ERA: 3.92	1.0	H	3	0	0	0	1	0	0	0	0	0	8	13	0.00	1.000																
Mike Williams, R (9.1) ERA: 6.64	1.0	S	6	2	1	1	1	0	0	0	0	0	13	23	9.00	3.000																

Batter	1	2	3	4	5	6	7	8	9	AB	R	H	RBI	BB	SO	LOB	BOTTOM															
Kenny Lofton, L (1.8) OBP: 0.369, SLG: 0.447	1-1 G3		4-2 2 BB	0-0 P3		2-1 E3	3-1 2B			4	2	1	1	1	0	1	<b>St. Louis Cardinals @ Pittsburgh Pirates</b> PNC Park, Pittsburgh, PA Sun May 25 2003, 1:35 PM EDT Att: 25,983 - Sunny - 72 F															
2 Jack Wilson, R (1.6) OBP: 0.293, SLG: 0.356	1-1 F8		1 SAFE 1B 2B		0-0 F9	1-0 G1-3	1-0 HBP			3	1	0	0	1	0	2																
Brian Giles, L (1.7) OBP: 0.405, SLG: 0.446	4-2 FC6-4		0-0 F5		1-0 F8	1-0 L9	1-1 G4-3			3	0	0	0	1	0	7																
Aramis Ramirez, R (1.5) OBP: 0.322, SLG: 0.374	3-1 FC6-4		2-2 2B 18 FC5		2-2 1B	0-1 1B			0-1 F8	5	0	3	3	0	0	1																
Randall Simon, L (1.3) OBP: 0.318, SLG: 0.432		0-1 18 1B	1-1 2B		1-2 F8		2-1 18 1B		0-0 G4-3	5	1	3	1	0	0	2																
18 Jason Kendall, R (1.2) OBP: 0.379, SLG: 0.395		2-1 E	1-2 FC5		2-2 F8		1-1 2B		2-1 F9	5	1	2	0	0	0	4																
Reggie Sanders, R (1.9) OBP: 0.321, SLG: 0.476		0-0 F9	1-0 FC5-4		1-2 1B	4-1 1B	4-1 2B			2	1	0	0	2	0	4																
Abraham Nunez, S (1.4) OBP: 0.293, SLG: 0.219		0-0 G3			2-3 K		1-1 SF7			3	1	1	1	0	1	2																
Brian Meadows, R (1.1) Julian Tavarez, L (6.1) Rob Mackowiak, L (6. PH) Kevin Young, R (6. PH) Brian Boehringer, S (7.1) Craig Wilson, R (7. PH) Scott Sauerbeck, R (8.1) Mike Williams, R (9.1)		1-1 P4			0-3 K		4-1 E		1-3 K	2	0	0	0	0	1	2																
<b>Inning Stats</b>	R: 0 E: 0 K: 0 S: 9	H: 0 LOB: 1 BB: 1 P: 18	R: 0 E: 1 K: 0 S: 8	H: 2 LOB: 2 BB: 0 P: 11	R: 2 E: 0 K: 0 S: 15	H: 2 LOB: 2 BB: 2 P: 27	R: 0 E: 0 K: 2 S: 10	H: 0 LOB: 0 BB: 0 P: 12	R: 0 E: 0 K: 0 S: 10	H: 1 LOB: 2 BB: 0 P: 16	R: 4 E: 1 K: 0 S: 10	H: 2 LOB: 1 BB: 2 P: 23	R: 2 E: 0 K: 1 S: 14	H: 3 LOB: 3 BB: 1 P: 28	R: 0 E: 0 K: 0 S: 5	H: 0 LOB: 0 BB: 0 P: 7			1B: 7 2B: 3 3B: 0 HR: 0	SF: 1 SAC: 0 DP: 0 HBP: 2	WP: 0 PB: 0 SB: 0 CS: 0	PA: 42										
<b>PITCHER</b>	IP WLS BF H R ER SO BB IBB HBP BLK WP HR S P ERA WHIP																															
Garrett Stephenson, R (1.1) ERA: 4.18	5.0	26	6	4	2	2	4	0	1	0	0	0	3	9	3.60	2.000																
Steve Kline, L (6.1) ERA: 4.19	0.0	2	0	0	0	0	1	0	0	0	0	0	3	9	-	-																
Dustin Hermanson, R (6.1) ERA: 9.27	1.0	L	6	3	4	2	0	1	0	0	0	0	9	18	18.00	4.000																
Mike Crudale, R (7.1) ERA: 4.5	1.0	5	1	0	0	1	0	0	0	0	0	0	9	16	0.00	1.000																
Gabe Molina, R (8.1) ERA: 4.5	1.0	3	0	0	0	0	0	0	0	0	0	0	5	7	0.00	0.000																



Batter	1	2	3	4	5	6	7	8	9	AB	R	H	RBI	BB	SO	LOB	TOP								
Kenny Lofton, L (1, 8) OBP: 0.369, SLG: 0.446 Julian Tavarez, L (8, 1)	F7		K		K					5	2	2	0	0	2	1									
Jeff Reboulet, R (1, 4) OBP: 0.412, SLG: 0.400	K			K		K				4	1	1	2	0	3	0									
Brian Giles, L (1, 7) OBP: 0.421, SLG: 0.447				BB WP BB		P5				2	2	1	2	3	0	0									
Aramis Ramirez, R (1, 5) OBP: 0.329, SLG: 0.376	CS	F9		WP BB	1B					4	0	2	1	1	0	2									
Kevin Young, R (1, 3)		K		WP BB		K				3	1	1	1	2	2	1									
18 Jason Kendall, R (1, 2) OBP: 0.377, SLG: 0.388 Craig Wilson, R (8, 2) OBP: 0.342, SLG: 0.373	G6-3			WP BB						3	1	0	1	1	1	1	3								
Rob Mackowiak, L (1, 9) OBP: 0.308, SLG: 0.294				G3-1						4	1	0	0	0	1	6									
Abraham Nunez, S (1, 6) OBP: 0.276, SLG: 0.205	F7			G6-3						5	0	0	0	0	2	5									
Josh Fogg, R (1, 1) OBP: 0.333, SLG: 0.250 Randall Simon, L (8, PH) OBP: 0.323, SLG: 0.436 Adam Hyzdu, R (8, 8) OBP: 0.250, SLG: 0.300	K									2	1	0	0	1	2	1									
<b>Inning Stats</b>	R: 0 E: 0 K: 1 S: 8	H: 0 LOB: 0 BB: 1 P: 18	R: 0 E: 0 K: 1 S: 7	H: 0 LOB: 0 BB: 0 P: 12	R: 0 E: 0 K: 2 S: 9	H: 0 LOB: 1 BB: 0 P: 17	R: 1 E: 0 K: 2 S: 17	H: 1 LOB: 2 BB: 2 P: 29	R: 0 E: 0 K: 2 S: 9	H: 0 LOB: 0 BB: 0 P: 14	R: 0 E: 0 K: 0 S: 9	H: 0 LOB: 0 BB: 1 P: 15	R: 0 E: 0 K: 0 S: 7	H: 0 LOB: 0 BB: 0 P: 8	R: 9 E: 0 K: 1 S: 25	H: 6 LOB: 2 BB: 4 P: 54	R: 0 E: 0 K: 3 S: 13	H: 1 LOB: 1 BB: 0 P: 18	1B: 8 2B: 0 3B: 0 HR: 0	SF: 0 SAC: 0 DP: 0 HBP: 2	WP: 2 PB: 0 SB: 1 CS: 1	PA: 45			
<b>PITCHER</b>	IP	WLS	BF	H	R	ER	SO	BB	IBB	HBP	BLK	WP	HR	S	P	ERA	WHIP								
34 Kerry Wood, R (1, 1) ERA: 2.78 Phil Norton, L (8, 1) ERA: 13.5 Juan Cruz, R (8, 1) ERA: 7.4 Antonio Alfonseca, R (8, 1) ERA: 4.38 Todd Wellemeyer, R (9, 1) ERA:	7.0	L	26	1	1	1	10	4	0	1	0	2	0	66	113	1.29	0.714								

Pittsburgh Pirates @ Chicago Cubs  
Wrigley Field, Chicago, IL  
Mon May 26 2003, 1:20 PM CDT  
Att: 40,225 - Sunny - 59 F

AB	34
R	10
H	8
RBI	9
BB	8
SO	14
LOB	20



Batter	1	2	3	4	5	6	7	8	9	AB	R	H	RBI	BB	SO	LOB	BOTTOM								
Tom Goodwin, L (1, 9) OBP: 0.204, SLG: 0.271	K		G4-3			G4-3			F8	4	0	0	0	0	1	1									
Alex Gonzalez, R (1, 6) OBP: 0.321, SLG: 0.385				CS	1B	B1-3			G6-3	4	0	2	0	0	0	0									
Corey Patterson, L (1, 8) OBP: 0.338, SLG: 0.550	G4-6-3			F7		F7			1B	4	0	1	0	0	0	2									
Moises Alou, R (1, 7) OBP: 0.376, SLG: 0.471		G5-3		BB	BB	K			1B	3	0	1	0	1	1	0									
Hee-Seop Choi, L (1, 3) OBP: 0.400, SLG: 0.541 Todd Wellemeyer, R (9, 1)		L8		BB	BB	K			1B	2	0	0	0	1	1	0									
Troy O'Leary, L (9, PH) OBP: 0.250, SLG: 0.311				BB		K			FC4-6	0	0	0	0	0	0	0									
Ramon Martinez, R (1, 4) OBP: 0.354, SLG: 0.388						G5-3			1B	1	0	0	0	0	0	2									
Lenny Harris, L (1, 5) OBP: 0.288, SLG: 0.300						G6-3			K	3	0	0	0	0	2	1									
Damian Miller, R (1, 2) OBP: 0.338, SLG: 0.379				G4-3	1B	G5-3			K	3	0	1	0	0	1	0									
34 Kerry Wood, R (1, 1) OBP: 0.174, SLG: 0.304 Phil Norton, R (8, 1) Juan Cruz, R (8, 1) Eric Karros, R (8, 3) Antonio Alfonseca, R (8, 1)				K		G5-3			L8	2	0	0	0	0	1	1									
<b>Inning Stats</b>	R: 0 E: 0 K: 1 S: 8	H: 1 LOB: 0 BB: 0 P: 10	R: 0 E: 0 K: 1 S: 6	H: 0 LOB: 1 BB: 1 P: 15	R: 0 E: 0 K: 1 S: 7	H: 1 LOB: 0 BB: 0 P: 8	R: 0 E: 0 K: 0 S: 10	H: 1 LOB: 2 BB: 2 P: 20	R: 0 E: 0 K: 0 S: 10	H: 0 LOB: 0 BB: 0 P: 14	R: 0 E: 0 K: 0 S: 5	H: 0 LOB: 0 BB: 0 P: 7	R: 0 E: 0 K: 2 S: 8	H: 0 LOB: 0 BB: 0 P: 12	R: 0 E: 0 K: 2 S: 7	H: 0 LOB: 0 BB: 0 P: 10	R: 0 E: 0 K: 0 S: 10	H: 2 LOB: 2 BB: 0 P: 16	1B: 5 2B: 0 3B: 0 HR: 0	SF: 0 SAC: 0 DP: 2 HBP: 0	WP: 0 PB: 0 SB: 0 CS: 1	PA: 32			
<b>PITCHER</b>	IP	WLS	BF	H	R	ER	SO	BB	IBB	HBP	BLK	WP	HR	S	P	ERA	WHIP								
Josh Fogg, R (1, 1) ERA: 3.25 Julian Tavarez, R (8, 1) ERA: 5.99	7.0	W	24	3	0	0	5	3	0	0	0	0	0	17	26	0.00	1.000								

Pittsburgh Pirates @ Chicago Cubs  
Wrigley Field, Chicago, IL  
Mon May 26 2003, 1:20 PM CDT  
Att: 40,225 - Sunny - 59 F

AB	29
R	0
H	5
RBI	0
BB	3
SO	7
LOB	9






Batter	1	2	3	4	5	6	7	8	9	AB	R	H	RBI	BB	SO	LOB	TOP					
<b>Kenny Lofton, L</b> OBP: 0.375, SLG: 0.455 (1, 8)	F8		SH2-4 1B 2B	2B 1B		E1 SH5-4 1B	1B			5	3	3	1	0	0	0						
<b>Jeff Reboulet, R</b> OBP: 0.400, SLG: 0.444 (1, 4)	G1-3		SH2-4	1-H 2B		SH5-4	G4-3			3	0	1	1	0	0	1						
<b>Brian Giles, L</b> OBP: 0.437, SLG: 0.454 <b>Adam Hyzdu, R</b> OBP: 0.250, SLG: 0.300 (8, PR) (8, 7)	1B BB		1B 2B	BB		1B			G6-4-3 1B	3	2	2	1	2	0	1						
<b>Aramis Ramirez, R</b> OBP: 0.340, SLG: 0.387 (1, 5)	1B		2B 18 G6-3 1B			FC2-5 G4-3 1B	1B		G6-4-3 1-2	5	1	4	1	0	0	1						
<b>Randall Simon, L</b> OBP: 0.327, SLG: 0.444 <b>Kevin Young, R</b> OBP: 0.319, SLG: 0.365 (8, PH) (8, 3)	1-2 1B		18 G6-3 1-3 2-H 2B			G4-3	P2		18 WP BB	4	0	2	2	0	0	3						
<b>18 Jason Kendall, R</b> OBP: 0.373, SLG: 0.379 (1, 2)	G1-3		G6-3			FC2-5 2B HBP	K		F9	4	1	0	1	0	1	6						
<b>Rob Mackowiak, L</b> OBP: 0.289, SLG: 0.274 (1, 9)		G6-3	K			FC2-5 2B	K		G6-3	5	1	0	0	0	2	3						
<b>Abraham Nunez, S</b> OBP: 0.283, SLG: 0.229 (1, 6)		K				G4-3	2-H 2B		G6-3	5	1	2	2	0	1	0						
<b>Kris Benson, R</b> <b>Joe Beimel, L</b> <b>Craig Wilson, R</b> OBP: 0.338, SLG: 0.367 <b>16 Salomon Torres, R</b> (9, 1)		G6-3				L9	G5-3		L6	3	0	0	0	0	0	1						
<b>Inning Stats</b>	R: 1 E: 0 K: 0 S: 14	H: 2 LOB: 2 BB: 1 P: 23	R: 0 E: 0 K: 1 S: 7	H: 0 LOB: 0 BB: 0 P: 10	R: 3 E: 0 K: 1 S: 12	H: 3 LOB: 1 BB: 1 P: 18	R: 1 E: 0 K: 0 S: 9	H: 2 LOB: 1 BB: 0 P: 12	R: 2 E: 0 K: 0 S: 13	H: 2 LOB: 1 BB: 0 P: 21	R: 1 E: 1 K: 1 S: 12	H: 2 LOB: 2 BB: 0 P: 18	R: 1 E: 0 K: 1 S: 12	H: 2 LOB: 1 BB: 0 P: 18	R: 0 E: 0 K: 0 S: 10	H: 1 LOB: 2 BB: 1 P: 17	R: 0 E: 0 K: 0 S: 6	H: 0 LOB: 0 BB: 0 P: 9	1B: 10 2B: 4 3B: 0 HR: 0	SF: 0 SAC: 3 DP: 1 HBP: 1	WP: 1 PB: 0 SB: 0 CS: 0	PA: 45
<b>PITCHER</b>	IP WLS BF H R ER SO BB IBB HBP BLK WP HR S P ERA WHIP	IP WLS BF H R ER SO BB IBB HBP BLK WP HR S P ERA WHIP															IP WLS BF H R ER SO BB IBB HBP BLK WP HR S P ERA WHIP					
<b>Matt Clement, R</b> ERA: 4.99 <b>Juan Cruz, R</b> ERA: 7.15 <b>Phil Norton, L</b> ERA: 5.4	(1, 1) (6, 1) (8, 1)	5.0 L 27 9 7 7 2 2 0 0 0 0 0 0 55 84 12.60 2.200	(6, 1) (8, 1)	2.0 11 4 2 1 2 0 0 0 0 0 0 0 0 24 36 4.50 2.000	(8, 1) (9, 1)	2.0 7 1 0 0 0 1 0 0 0 1 0 0 16 26 0.00 1.000															(1, 1) (6, 1) (8, 1)	5.0 L 27 9 7 7 2 2 0 0 0 0 0 0 55 84 12.60 2.200

Pittsburgh Pirates @ Chicago Cubs  
Wrigley Field, Chicago, IL  
Tue May 27 2003, 7:05 PM CDT  
Att: 35,961 - Sunny - 61 F


AB 38  
R 9  
H 14  
RBI 9  
BB 3  
SO 4  
LOB 16



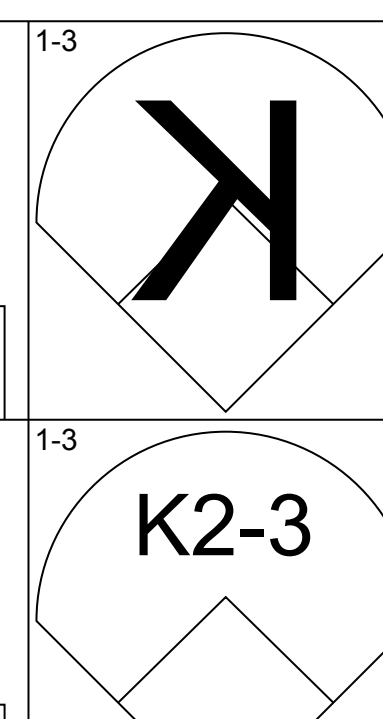

Batter	1	2	3	4	5	6	7	8	9	AB	R	H	RBI	BB	SO	LOB	BOTTOM					
<b>Mark Grudzielanek, R</b> OBP: 0.359, SLG: 0.401 (1, 4)	K		P3			G3-1			K	4	0	0	0	0	2	1						
<b>Alex Gonzalez, R</b> OBP: 0.321, SLG: 0.385 <b>Ramon Martinez, R</b> OBP: 0.350, SLG: 0.382 (8, 6)	BB 1B		L3			G6-3			F7	3	0	1	0	0	0	0						
<b>Corey Patterson, L</b> OBP: 0.337, SLG: 0.559 (1, 8)	F7					G3			HR	4	1	1	2	0	0	1						
<b>Moises Alou, R</b> OBP: 0.379, SLG: 0.468 (1, 7)	SAFE SAFE BB					G5-3			1B	3	0	1	0	1	0	0						
<b>Lenny Harris, L</b> OBP: 0.286, SLG: 0.297 (1, 5)	G5-3					HR 1B			G5-3	4	1	1	0	0	0	3						
<b>Eric Karros, R</b> OBP: 0.371, SLG: 0.481 (1, 3)		G5-3				HR			F8	4	1	1	2	0	0	0						
<b>Troy O'Leary, L</b> OBP: 0.250, SLG: 0.308 (1, 9)		L8				1B			G4-3	4	0	1	0	0	0	0						
<b>Damian Miller, R</b> OBP: 0.331, SLG: 0.370 <b>Phil Norton, R</b> OBP: 0.404, SLG: 0.541 (8, 1)		G2-3				K			BB	3	0	0	0	0	1	1						
<b>Matt Clement, R</b> OBP: 0.176, SLG: 0.176 <b>Tom Goodwin, L</b> OBP: 0.200, SLG: 0.265 <b>Juan Cruz, R</b> <b>Paul Bako, L</b> OBP: 0.333, SLG: 0.306 (8, 2)						K			HR 1B	1	0	0	0	0	1	0						
<b>Inning Stats</b>	R: 0 E: 0 K: 1 S: 14	H: 1 LOB: 2 BB: 1 P: 25	R: 0 E: 0 K: 0 S: 5	H: 0 LOB: 0 BB: 0 P: 7	R: 0 E: 0 K: 1 S: 7	H: 0 LOB: 0 BB: 0 P: 11	R: 2 E: 0 K: 1 S: 11	H: 3 LOB: 1 BB: 0 P: 17	R: 0 E: 0 K: 0 S: 8	H: 0 LOB: 0 BB: 0 P: 10	R: 0 E: 0 K: 0 S: 7	H: 0 LOB: 0 BB: 0 P: 13	R: 0 E: 0 K: 0 S: 4	H: 0 LOB: 0 BB: 0 P: 8	R: 2 E: 0 K: 1 S: 18	H: 3 LOB: 1 BB: 0 P: 27	R: 0 E: 0 K: 1 S: 8	H: 0 LOB: 1 BB: 1 P: 12	1B: 5 2B: 0 3B: 0 HR: 2	SF: 0 SAC: 0 DP: 0 HBP: 0	WP: 0 PB: 0 SB: 0 CS: 0	PA: 36
<b>PITCHER</b>	IP WLS BF H R ER SO BB IBB HBP BLK WP HR S P ERA WHIP	IP WLS BF H R ER SO BB IBB HBP BLK WP HR S P ERA WHIP															IP WLS BF H R ER SO BB IBB HBP BLK WP HR S P ERA WHIP					
<b>Kris Benson, R</b> <b>Joe Beimel, L</b> <b>16 Salomon Torres, R</b>	(1, 1) (8, 1) (9, 1)	7.2 1 0 0 0 0 0 0 0 0 0 0 0 0 73 116 4.70 1.043	(8, 1) (9, 1)	0.1 1 0 0 0 0 0 0 0 0 0 0 0 0 1 2 0.00 0.000	(9, 1)	1.0 4 0 0 0 0 1 1 0 0 0 0 0 0 8 12 0.00 1.000															(1, 1) (8, 1) (9, 1)	7.2 1 0 0 0 0 0 0 0 0 0 0 0 73 116 4.70 1.043

Pittsburgh Pirates @ Chicago Cubs  
Wrigley Field, Chicago, IL  
Tue May 27 2003, 7:05 PM CDT  
Att: 35,961 - Sunny - 61 F

AB 34  
R 4  
H 7  
RBI 4  
BB 2  
SO 5  
LOB 8






Batter	1	2	3	4	5	6	7	8	9	AB	R	H	RBI	BB	SO	LOB	TOP					
Abraham Nunez, S OBP: 0.268, SLG: 0.216			F7		G1-3			G4-3	G4-3	5	0	0	0	0	1	3						
Jeff Reboulet, R OBP: 0.375, SLG: 0.409	K2-3		P6			G4-3		2B	1B	4	1	1	1	0	1	0						
Brian Giles, L OBP: 0.431, SLG: 0.455			P3			WP FC5-2		F8		4	0	1	0	0	1	1						
Aramis Ramirez, R OBP: 0.338, SLG: 0.390		P4		K		FC5-2		1-H	2B	4	0	1	1	0	1	1						
Randall Simon, L OBP: 0.325, SLG: 0.439	K					F8		F7		4	0	1	0	0	1	2						
Scott Sauerbeck, R (8, 1)										0	0	0	0	0	0	0						
18 Jason Kendall, R OBP: 0.375, SLG: 0.382		2B	1B		FC6-4			G4-3		4	1	2	0	0	0	1						
Craig Wilson, R OBP: 0.333, SLG: 0.375																						
Rob Mackowiak, L OBP: 0.287, SLG: 0.273		1B	2B																			
Jeff D'Amico, R OBP: 0.176, SLG: 0.125																						
2 Jack Wilson, R OBP: 0.296, SLG: 0.365																						
Julian Tavaréz, L (8, 1)																						
Kevin Young, R OBP: 0.329, SLG: 0.365																						
<b>Inning Stats</b>	R: 0 E: 0 K: 3 S: 10	H: 0 LOB: 0 BB: 0 P: 14	R: 2 E: 0 K: 1 S: 18	H: 3 LOB: 1 BB: 0 P: 28	R: 0 E: 0 K: 0 S: 6	H: 0 LOB: 0 BB: 0 P: 11	R: 0 E: 0 K: 1 S: 10	H: 1 LOB: 1 BB: 0 P: 14	R: 0 E: 0 K: 1 S: 7	H: 0 LOB: 0 BB: 0 P: 10	R: 0 E: 0 K: 0 S: 12	H: 1 LOB: 1 BB: 0 P: 15	R: 0 E: 0 K: 2 S: 10	H: 0 LOB: 0 BB: 0 P: 13	R: 2 E: 0 K: 0 S: 14	H: 3 LOB: 1 BB: 0 P: 22	R: 0 E: 0 K: 1 S: 12	H: 1 LOB: 2 BB: 1 P: 18	1B: 5 2B: 4 3B: 0 HR: 0	SF: 0 SAC: 0 DP: 0 HBP: 0	WP: 1 PB: 0 SB: 0 CS: 0	PA: 37
<b>PITCHER</b>	IP	WLS	BF	H	R	ER	SO	BB	IBB	HBP	BLK	WP	HR	S	P	ERA	WHIP					
22 Mark Prior, R ERA: 2.82	7.2	W	31	8	4	4	8	0	0	0	0	1	0	84	123	4.70	1.043					
Mike Remlinger, L ERA: 2.53	0.1	H	1	0	0	0	0	0	0	0	0	0	0	3	4	0.00	0.000					
Joe Borowski, R ERA: 1.88	1.0	S	5	1	0	0	1	1	0	0	0	0	0	12	18	0.00	2.000					

Pittsburgh Pirates @ Chicago Cubs  
Wrigley Field, Chicago, IL  
Wed May 28 2003, 1:20 PM CDT  
Att: 32,406 - Overcast - 69 F


AB 36  
R 4  
H 9  
RBI 4  
BB 1  
SO 9  
LOB 12



Batter	1	2	3	4	5	6	7	8	9	AB	R	H	RBI	BB	SO	LOB	BOTTOM				
Tom Goodwin, L OBP: 0.185, SLG: 0.245	G5-3		B2		G3-1			K		4	0	0	0	0	1	0					
Mark Czajkowski, R OBP: 0.357, SLG: 0.395	F9		F9		F8					3	0	0	0	1	0	0					
Corey Patterson, L OBP: 0.330, SLG: 0.548	F9		G4-3			G3		P3		4	0	0	0	0	0	1					
Hee-Seop Choi, L OBP: 0.403, SLG: 0.535		1B HR		L4		F9				3	1	1	0	0	0	0					
Troy O'Leary, L OBP: 0.253, SLG: 0.321		L9		HR		G3				3	1	1	0	0	0	1					
Alex Gonzalez, R OBP: 0.321, SLG: 0.399		F8								3	1	1	2	0	1	1					
Mark Bellhorn, S OBP: 0.358, SLG: 0.328										3	1	1	0	0	2	0					
Ramon Martinez, R OBP: 0.350, SLG: 0.382		HR		K						0	0	0	0	0	0	0					
Damian Miller, R OBP: 0.331, SLG: 0.393										3	1	1	3	0	0	0					
22 Mark Prior, R OBP: 0.323, SLG: 0.516										2	0	0	0	0	2	0					
Mike Remlinger, L (8, 1)										0	0	0	0	0	0	0					
Lenny Harris, L OBP: 0.282, SLG: 0.292										1	0	0	0	0	0	0					
Joe Borowski, R (9, 1)										0	0	0	0	0	0	0					
<b>Inning Stats</b>	R: 0 E: 0 K: 0 S: 6	H: 0 LOB: 0 BB: 0 P: 6	R: 3 E: 0 K: 1 S: 22	H: 3 LOB: 0 BB: 0 P: 27	R: 0 E: 0 K: 0 S: 3	H: 0 LOB: 0 BB: 0 P: 3	R: 2 E: 0 K: 1 S: 12	H: 2 LOB: 0 BB: 0 P: 17	R: 0 E: 0 K: 1 S: 8	H: 0 LOB: 0 BB: 0 P: 11	R: 0 E: 0 K: 0 S: 8	H: 0 LOB: 0 BB: 0 P: 11	R: 0 E: 0 K: 2 S: 9	H: 0 LOB: 0 BB: 0 P: 13	R: 0 E: 0 K: 1 S: 6	H: 0 LOB: 1 BB: 1 P: 10	1B: 2 2B: 1 3B: 0 HR: 2	SF: 0 SAC: 0 DP: 0 HBP: 0	WP: 0 PB: 0 SB: 0 CS: 0	PA: 30	
<b>PITCHER</b>	IP	WLS	BF	H	R	ER	SO	BB	IBB	HBP	BLK	WP	HR	S	P	ERA	WHIP				
Jeff D'Amico, R ERA: 3.69	7.0	L	26	5	5	5	5	0	0	0	0	0	0	68	88	6.43	0.714				
Julian Tavaréz, R ERA: 5.49	0.1		1	0	0	0	0	0	0	0	0	0	0	1	1	0.00	0.000				
Scott Sauerbeck, L ERA: 3.8	0.2		3	0	0	0	1	1	0	0	0	0	0	5	9	0.00	1.500				

Pittsburgh Pirates @ Chicago Cubs  
Wrigley Field, Chicago, IL  
Wed May 28 2003, 1:20 PM CDT  
Att: 32,406 - Overcast - 69 F

AB 29  
R 5  
H 5  
RBI 5  
BB 1  
SO 6  
LOB 3





Batter	1	2	3	4	5	6	7	8	9	AB	R	H	RBI	BB	SO	LOB	TOP					
<b>Kenny Lofton, L</b> OBP: 0.376, SLG: 0.469 (1, 8)	F9		HR		P6				G4-3	5	1	2	1	0	0	0	<b>Pittsburgh Pirates @ St. Louis Cardinals</b> Busch Stadium, St. Louis, MO Fri May 30 2003, 7:10 PM CDT Att: 30,599 - Cloudy - 80 F					
<b>2 Jack Wilson, R</b> OBP: 0.294, SLG: 0.361 (1, 6)	K		P6		G5-3				WP 2B 1B	5	1	1	0	0	2	1						
<b>Brian Giles, L</b> OBP: 0.430, SLG: 0.462 (1, 7)	F9		P4						2B 1B	5	1	2	1	0	0	1						
<b>Aramis Ramirez, R</b> OBP: 0.353, SLG: 0.404 (1, 5)		HR 1B	FC6-4 BB						2B	3	2	3	0	2	0	0						
<b>Randall Simon, L</b> OBP: 0.323, SLG: 0.453 <b>Kevin Young, R</b> OBP: 0.324, SLG: 0.359 (8, 3)	HR	1B	FC6-4						IBB	4	1	1	2	0	0	5						
<b>18 Jason Kendall, R</b> OBP: 0.380, SLG: 0.385 (1, 2)		HR	1-2						K	1	0	0	0	0	1	2						
<b>Craig Wilson, R</b> OBP: 0.329, SLG: 0.382 (1, 9)	G5-4-3		HR						F8	4	1	2	0	1	0	2						
<b>Jeff Reboulet, R</b> OBP: 0.370, SLG: 0.375 (1, 4)	G5-4-3		BB						F8	4	0	1	2	0	0	2						
<b>Jeff Suppan, R</b> ERA: 4.54 <b>Rob Mackowiak, L</b> ERA: 7.11 <b>16 Salomon Torres, R</b> ERA: 3.99 <b>Joe Beimel, L</b> ERA: 2.95 <b>Abraham Nunez, S</b> ERA: 9.31 <b>Brian Boehringer, S</b> ERA: 8.33 <b>Mike Williams, R</b> ERA: 6.33 (1, 1) (5, PH) (6, 1) (7, 1) (8, PH) (8, 1) (9, 1)	G6-3								G6-3	2	0	0	0	0	0	1						
<b>Inning Stats</b>	R: 0 E: 0 K: 1 S: 8	H: 0 LOB: 0 BB: 0 P: 11	R: 2 E: 0 K: 0 S: 13	H: 3 LOB: 1 BB: 1 P: 19	R: 1 E: 0 K: 0 S: 8	H: 1 LOB: 0 BB: 1 P: 14	R: 0 E: 0 K: 0 S: 7	H: 0 LOB: 0 BB: 0 P: 9	R: 0 E: 0 K: 0 S: 6	H: 0 LOB: 0 BB: 0 P: 10	R: 3 E: 0 K: 0 S: 16	H: 3 LOB: 1 BB: 1 P: 28	R: 0 E: 0 K: 1 S: 13	H: 2 LOB: 2 BB: 0 P: 22	R: 0 E: 0 K: 0 S: 7	H: 1 LOB: 1 BB: 0 P: 8		R: 1 E: 0 K: 1 S: 11	H: 2 LOB: 2 BB: 1 P: 20	1B: 7 2B: 3 3B: 0 HR: 2	SF: 0 SAC: 1 DP: 1 HBP: 0	WP: 1 PB: 0 SB: 1 CS: 0
<b>PITCHER</b>	IP	WLS	BF	H	R	ER	SO	BB	IBB	HBP	BLK	WP	HR	S	P	ERA	WHIP					
<b>Garrett Stephenson, R</b> ERA: 4.54 <b>Esteban Yan, R</b> ERA: 7.11 <b>Steve Kline, L</b> ERA: 4.35 (1, 1) (8, 1) (9, 1)	7.0	L	32	9	6	6	2	2	1	0	0	0	2	71	113	7.71	1.571					

AB	37
R	7
H	12
RBI	7
BB	4
SO	3
LOB	17



Batter	1	2	3	4	5	6	7	8	9	AB	R	H	RBI	BB	SO	LOB	BOTTOM					
<b>Miguel Cairo, R</b> OBP: 0.327, SLG: 0.433 (1, 4)	L8		F8	G3-1						3	0	0	0	0	0	1	<b>Pittsburgh Pirates @ St. Louis Cardinals</b> Busch Stadium, St. Louis, MO Fri May 30 2003, 7:10 PM CDT Att: 30,599 - Cloudy - 80 F					
<b>Orlando Palmeiro, L</b> OBP: 0.339, SLG: 0.327 (1, 8)	K		G3-1		G4-3				PO HBP	3	0	0	0	1	0							
<b>Eduardo Perez, R</b> OBP: 0.400, SLG: 0.521 (1, 9)			G5-3		F9				G4-6-3 BB	4	0	1	0	0	1							
<b>5 Albert Pujols, R</b> OBP: 0.413, SLG: 0.669 (1, 7)	F9			FC6-5 2B	P8				G4-6-3 2B	4	0	2	0	0	1							
<b>27 Scott Rolen, R</b> OBP: 0.415, SLG: 0.580 (1, 5)		G5-3		G5-3					F7	4	0	0	0	0	1							
<b>Edgar Renteria, R</b> OBP: 0.384, SLG: 0.507 (1, 6)		P4		FC6-5-4 2B					P8	4	1	0	0	0	1							
<b>Tino Martinez, L</b> OBP: 0.308, SLG: 0.410 (1, 3)									G4-3	4	1	2	1	0	0							
<b>Mike Matheny, R</b> OBP: 0.337, SLG: 0.375 (1, 2)									G4-3	4	1	2	1	0	0							
<b>Garrett Stephenson, R</b> OBP: 0.240, SLG: 0.174 <b>Wilson Delgado, S</b> OBP: 0.225, SLG: 0.167 <b>Esteban Yan, R</b> ERA: 9.31 <b>Steve Kline, S</b> ERA: 8.33 (1, 1) (7, PH) (8, 1) (9, 1)									G6-3	2	0	1	1	0	1							
<b>Inning Stats</b>	R: 0 E: 0 K: 1 S: 8	H: 1 LOB: 1 BB: 0 P: 10	R: 0 E: 0 K: 1 S: 12	H: 2 LOB: 2 BB: 0 P: 16	R: 0 E: 0 K: 0 S: 6	H: 0 LOB: 0 BB: 0 P: 11	R: 3 E: 0 K: 0 S: 12	H: 4 LOB: 1 BB: 0 P: 21	R: 0 E: 0 K: 0 S: 10	H: 0 LOB: 0 BB: 0 P: 15	R: 0 E: 0 K: 1 S: 6	H: 0 LOB: 0 BB: 0 P: 6	R: 0 E: 0 K: 0 S: 5	H: 0 LOB: 0 BB: 0 P: 10	R: 0 E: 0 K: 0 S: 8	H: 1 LOB: 1 BB: 1 P: 16		R: 0 E: 0 K: 0 S: 5	H: 0 LOB: 0 BB: 0 P: 6	1B: 4 2B: 4 3B: 0 HR: 0	SF: 0 SAC: 0 DP: 1 HBP: 1	WP: 0 PB: 0 SB: 0 CS: 0
<b>PITCHER</b>	IP	WLS	BF	H	R	ER	SO	BB	IBB	HBP	BLK	WP	HR	S	P	ERA	WHIP					
<b>Jeff Suppan, R</b> ERA: 4.03 <b>16 Salomon Torres, R</b> ERA: 3.99 <b>Joe Beimel, L</b> ERA: 2.95 <b>Brian Boehringer, R</b> ERA: 9.31 <b>Mike Williams, R</b> ERA: 6.33 (1, 1) (6, 1) (7, 1) (8, 1) (9, 1)	5.0	W	22	7	3	3	2	0	0	0	0	0	0	11	15	0.00	0.000					

AB	33
R	3
H	8
RBI	3
BB	1
SO	3
LOB	8





Batter	1	2	3	4	5	6	7	8	9	AB	R	H	RBI	BB	SO	LOB	TOP											
<b>Kenny Lofton, L</b> OBP: 0.367, SLG: 0.457 (1, 8)										5	1	0	0	0	1	3												
<b>2 Jack Wilson, R</b> OBP: 0.291, SLG: 0.356 (1, 6)										5	1	1	0	0	2	0												
<b>Brian Giles, L</b> OBP: 0.432, SLG: 0.491 (1, 7)										4	1	2	3	0	1	0												
<b>Aramis Ramirez, R</b> OBP: 0.351, SLG: 0.401 (1, 5)										4	0	1	0	0	0	1												
<b>Randall Simon, L</b> OBP: 0.316, SLG: 0.442 <b>Kevin Young, R</b> OBP: 0.324, SLG: 0.359 (8, 3)										4	0	0	0	0	0	1												
<b>18 Jason Kendall, R</b> OBP: 0.382, SLG: 0.387 (1, 2)										4	0	2	0	0	0	0												
<b>Craig Wilson, R</b> OBP: 0.326, SLG: 0.375 (1, 9)										4	1	1	0	0	1	2												
<b>Abraham Nunez, S</b> OBP: 0.284, SLG: 0.239 <b>Mike Williams, R</b> (9, 1)										3	0	2	1	1	1	1												
<b>Kip Wells, R</b> OBP: 0.261, SLG: 0.478 <b>Joe Bormel, L</b> OBP: 0.231, SLG: 0.300 <b>Julian Tavarez, L</b> OBP: 0.231, SLG: 0.300 <b>Scott Sauerbeck, R</b> OBP: 0.231, SLG: 0.300 <b>Brian Boehringer, S</b> OBP: 0.231, SLG: 0.300 <b>Jeff Reboulet, R</b> OBP: 0.231, SLG: 0.300 (8, 1)										3	0	0	0	0	0	4												
<b>Inning Stats</b>	R: 0 E: 0 K: 1 S: 12	H: 1 LOB: 1 BB: 0 P: 19	R: 1 E: 0 K: 0 S: 12	H: 2 LOB: 1 BB: 0 P: 16	R: 3 E: 1 K: 0 S: 17	H: 2 LOB: 0 BB: 0 P: 20	R: 0 E: 0 K: 1 S: 10	H: 1 LOB: 1 BB: 0 P: 13	R: 0 E: 0 K: 0 S: 9	H: 1 LOB: 2 BB: 1 P: 13	R: 0 E: 0 K: 1 S: 11	H: 0 LOB: 0 BB: 0 P: 15	R: 0 E: 0 K: 1 S: 8	H: 1 LOB: 1 BB: 0 P: 11	R: 0 E: 0 K: 1 S: 11	H: 0 LOB: 0 BB: 0 P: 15	1B: 7 2B: 1 3B: 0 HR: 1	SF: 0 SAC: 0 DP: 0 HBP: 0	WP: 0 PB: 0 SB: 0 CS: 0	PA: 38								
<b>PITCHER</b>	IP	WLS	BF	H	R	ER	SO	BB	IBB	HBP	BLK	WP	HR	S	P	ERA	WHIP											
<b>Woody Williams, R</b> ERA: 2.19 <b>Jeff Fassero, L</b> ERA: 5.71	(1, 1) 8.0	(1, 1) L	(1, 1) 35	(1, 1) 9	(1, 1) 4	(1, 1) 2	(1, 1) 5	(1, 1) 1	(1, 1) 0	(1, 1) 0	(1, 1) 0	(1, 1) 0	(1, 1) 0	(1, 1) 1	(1, 1) 87	(1, 1) 122	(1, 1) 2.25	(1, 1) 1.250										

Pittsburgh Pirates @ St. Louis Cardinals  
 Busch Stadium, St. Louis, MO  
 Sat May 31 2003, 3:05 PM CDT  
 Att: 43,789 - Cloudy - 63 F

AB	37
R	4
H	9
RBI	4
BB	1
SO	6
LOB	12



Batter	1	2	3	4	5	6	7	8	9	AB	R	H	RBI	BB	SO	LOB	BOTTOM										
<b>Miguel Cairo, R</b> OBP: 0.311, SLG: 0.411 (1, 4)										5	0	0	0	0	0	2											
<b>J.D. Drew, L</b> OBP: 0.370, SLG: 0.602 <b>Jeff Fassero, L</b> (9, 1)										4	1	2	1	0	1	0											
<b>5 Albert Pujols, R</b> OBP: 0.424, SLG: 0.701 (1, 7)										3	1	3	2	0	0	0											
<b>15 Jim Edmonds, L</b> OBP: 0.391, SLG: 0.596 (1, 8)										2	0	0	0	2	1	2											
<b>27 Scott Rolen, R</b> OBP: 0.412, SLG: 0.571 (1, 5)										3	0	0	0	0	0	3											
<b>Edgar Renteria, R</b> OBP: 0.382, SLG: 0.500 (1, 6)										3	0	0	0	1	0	3											
<b>Tino Martinez, L</b> OBP: 0.306, SLG: 0.402 (1, 3)										3	0	0	0	1	0	0											
<b>Mike Matheny, R</b> OBP: 0.330, SLG: 0.366 (1, 2)										4	0	0	0	0	1	2											
<b>Woody Williams, R</b> ERA: 3.32 <b>Orlando Palmeiro, L</b> OBP: 0.350, SLG: 0.343 (8, PH) <b>So Taguchi, R</b> (9, PR)										2	0	0	0	0	0	0											
<b>Inning Stats</b>	R: 1 E: 0 K: 0 S: 10	H: 2 LOB: 1 BB: 0 P: 14	R: 0 E: 0 K: 0 S: 6	H: 0 LOB: 0 BB: 0 P: 10	R: 0 E: 0 K: 0 S: 5	H: 0 LOB: 0 BB: 0 P: 10	R: 1 E: 0 K: 0 S: 11	H: 1 LOB: 2 BB: 3 P: 24	R: 0 E: 0 K: 1 S: 7	H: 0 LOB: 0 BB: 0 P: 12	R: 0 E: 0 K: 1 S: 5	H: 0 LOB: 0 BB: 0 P: 9	R: 0 E: 0 K: 1 S: 10	H: 0 LOB: 0 BB: 0 P: 14	R: 0 E: 0 K: 0 S: 19	H: 3 LOB: 3 BB: 1 P: 36	R: 0 E: 0 K: 0 S: 9	H: 1 LOB: 1 BB: 1 P: 18	1B: 1 2B: 4 3B: 0 HR: 2	SF: 0 SAC: 0 DP: 2 HBP: 2	WP: 0 PB: 0 SB: 1 CS: 0	PA: 37					
<b>PITCHER</b>	IP	WLS	BF	H	R	ER	SO	BB	IBB	HBP	BLK	WP	HR	S	P	ERA	WHIP										
<b>Kip Wells, R</b> ERA: 3.32 <b>Joe Bormel, L</b> ERA: 2.31 <b>Julian Tavarez, R</b> ERA: 5.4 <b>Scott Sauerbeck, L</b> ERA: 3.8 <b>Brian Boehringer, R</b> ERA: 9.0	(1, 1) 5.0	(1, 1) H	(1, 1) 21	(1, 1) 3	(1, 1) 2	(1, 1) 2	(1, 1) 1	(1, 1) 0	(1, 1) 0	(1, 1) 0	(1, 1) 0	(1, 1) 0	(1, 1) 0	(1, 1) 22	(1, 1) 31	(1, 1) 4.50	(1, 1) 0.500										
<b>Mike Williams, R</b> ERA: 6.04	(9, 1) 1.0	(9, 1) S	(9, 1) 4	(9, 1) 0	(9, 1) 0	(9, 1) 0	(9, 1) 0	(9, 1) 1	(9, 1) 0	(9, 1) 0	(9, 1) 0	(9, 1) 0	(9, 1) 0	(9, 1) 9	(9, 1) 18	(9, 1) 0.00	(9, 1) 1.000										

Pittsburgh Pirates @ St. Louis Cardinals  
 Busch Stadium, St. Louis, MO  
 Sat May 31 2003, 3:05 PM CDT  
 Att: 43,789 - Cloudy - 63 F

AB	30
R	3
H	6
RBI	3
BB	5
SO	3
LOB	12





Batter	1	2	3	4	5	6	7	8	9	AB	R	H	RBI	BB	SO	LOB	TOP				
<b>Kenny Lofton, L</b> OBP: 0.369, SLG: 0.458 (1, 8)	F7		1-0 2 HR		0-1 SH1-3 2 S		2-1 F8			4	1	2	0	0	0	0					
<b>2 Jack Wilson, R</b> OBP: 0.292, SLG: 0.372 (1, 6)	E5		2-2 1-H 3-H HR		1-1 SH1-3			1-0 G4-3		3	1	1	3	0	0	0					
<b>Brian Giles, L</b> OBP: 0.427, SLG: 0.491 (1, 7)	P5		0-1 F9 2B		1-0 P6			0-0 G4-3		4	0	1	0	0	0	2					
<b>Aramis Ramirez, R</b> OBP: 0.349, SLG: 0.398 (1, 5)	G6-3		1-1 F9 2B		0-0 G5-3			0-2 1B		4	0	1	0	0	0	3					
<b>Kevin Young, R</b> OBP: 0.312, SLG: 0.343 <b>Randall Simon, L</b> OBP: 0.314, SLG: 0.440 (8, 3)			2-3 F9 K		0-0 G5-3			2-3 K		3	0	0	0	0	1	1					
<b>18 Jason Kendall, R</b> OBP: 0.376, SLG: 0.379 (1, 2)	G5-3			0-1 F8					0-2 F9	4	0	0	0	0	0	0					
<b>Craig Wilson, R</b> OBP: 0.333, SLG: 0.421 (1, 9)	K			2-0 G6-3 1B					0-0 HR	4	1	2	1	0	2	0					
<b>Abraham Nunez, S</b> OBP: 0.283, SLG: 0.240 (1, 4)			0-0 1B 2 HR 1B		2-2 G6-3				3-2 P3	4	1	1	0	0	1	1					
<b>Josh Fogg, R</b> OBP: 0.271, SLG: 0.200 <b>Adam Lindor, R</b> OBP: 0.241, SLG: 0.286 <b>Joe Beimel, L</b> OBP: 0.211, SLG: 0.211 <b>16 Salomon Torres, R</b> OBP: 0.211, SLG: 0.211 <b>Scott Sauerbeck, R</b> OBP: 0.198, SLG: 0.172 (8, 3)			2-3 K		1-2 G4-3				1-0 L5	2	0	0	0	0	1	2					
<b>Inning Stats</b>	R: 0 E: 1 K: 0 S: 13	H: 0 LOB: 1 BB: 0 P: 18	R: 0 E: 0 K: 1 S: 8	H: 0 LOB: 0 BB: 0 P: 14	R: 3 E: 0 K: 2 S: 21	H: 4 LOB: 1 BB: 0 P: 29	R: 0 E: 0 K: 0 S: 11	H: 1 LOB: 1 BB: 0 P: 16	R: 0 E: 0 K: 1 S: 6	H: 0 LOB: 0 BB: 0 P: 10	R: 0 E: 0 K: 1 S: 6	H: 0 LOB: 0 BB: 0 P: 8	R: 0 E: 0 K: 1 S: 8	H: 1 LOB: 1 BB: 0 P: 11	R: 1 E: 0 K: 0 S: 9	H: 1 LOB: 0 BB: 0 P: 13	1B: 5 2B: 1 3B: 0 HR: 2	SF: 0 SAC: 1 DP: 0 HBP: 0	WP: 0 PB: 0 SB: 1 CS: 0	PA: 36	
<b>PITCHER</b>	IP	WLS	BF	H	R	ER	SO	BB	IBB	HBP	BLK	WP	HR	S	P	ERA	WHIP				
<b>Brett Tomko, R</b> ERA: 4.44 <b>Steve Kline, L</b> ERA: 4.03 <b>Esteban Yan, R</b> ERA: 7.27 <b>Jeff Fassero, L</b> ERA: 5.5	6.0	1	25	6	3	3	4	0	0	0	0	0	1	67	95	4.50	1.000				
	0.2	W	6	1	0	0	1	0	0	0	0	0	0	11	14	0.00	0.600				
	0.2	H	3	1	1	1	1	0	0	0	0	0	1	8	10	13.50	1.500				
	0.2	S	2	0	0	0	0	0	0	0	0	0	0	4	8	0.00	0.000				

Pittsburgh Pirates @ St. Louis Cardinals  
 Busch Stadium, St. Louis, MO  
 Sun Jun 01 2003, 1:10 PM CDT  
 Att: 46,103 - Cloudy - 64 F

AB 35  
 R 4  
 H 8  
 RBI 4  
 BB 0  
 SO 6  
 LOB 10



Batter	1	2	3	4	5	6	7	8	9	AB	R	H	RBI	BB	SO	LOB	BOTTOM				
<b>Miguel Cairo, R</b> OBP: 0.296, SLG: 0.390 (1, 4)	G4-3	G6-3			0-0 G5-3		1-1 G4-3	1-1 F9		5	0	0	0	0	0	2					
<b>J.D. Drew, L</b> OBP: 0.365, SLG: 0.620 (1, 9)	G1-3		0-1 HR		2-3 K		0-0 L8			4	1	1	1	0	1	0					
<b>5 Albert Pujols, R</b> OBP: 0.430, SLG: 0.701 (8, 3)	G5-3		3-1 15 BB G3-6-3 1B		0-1 15 BB 1B		4-2 27 BB 15 BB 1B BB			3	1	2	0	1	0	0					
<b>15 Jim Edmonds, L</b> OBP: 0.393, SLG: 0.589 (1, 8)			1-1 F9 G3-6-3		4-0 1-2 BB		4-1 27 BB 1B BB			2	1	0	0	2	0	1					
<b>27 Scott Rolen, R</b> OBP: 0.414, SLG: 0.572 (1, 5)			1-0 E4 1B 2B		0-2 G6-3		4-0 1-2 1B BB			3	1	1	0	1	0	2					
<b>Edgar Renteria, R</b> OBP: 0.388, SLG: 0.502 (1, 6)			1-2 1B E BB		3-2 F9		1-2 2-3 1B BB			3	1	2	2	1	0	1					
<b>Tino Martinez, L</b> OBP: 0.305, SLG: 0.399 <b>Esteban Yan, R</b> OBP: 0.211, SLG: 0.211 <b>Jeff Fassero, L</b> OBP: 0.211, SLG: 0.211 (1, 3)			0-1 E9 1B		2-2 F8		3-2 F8 G4-3			4	0	1	1	0	0	3					
<b>Chris Widger, R</b> OBP: 0.167, SLG: 0.063 (1, 2)			4-2 SH3-4 BB		2-2 F9		4-2 1-2 BB			2	0	0	0	2	0	0					
<b>Brett Tomko, R</b> OBP: 0.348, SLG: 0.333 <b>Eduardo Perez, R</b> OBP: 0.395, SLG: 0.514 <b>Steve Kline, S</b> OBP: 0.211, SLG: 0.211 <b>So Taguchi, R</b> OBP: 0.211, SLG: 0.211 (8, 7)			0-1 SH3-4 BB		0-0 L7		0-0 L6-4			1	0	0	0	0	0	0					
<b>Inning Stats</b>	R: 0 E: 0 K: 0 S: 10	H: 0 LOB: 0 BB: 0 P: 17	R: 2 E: 2 K: 0 S: 19	H: 1 LOB: 2 BB: 2 P: 28	R: 1 E: 0 K: 0 S: 11	H: 3 LOB: 1 BB: 0 P: 18	R: 0 E: 0 K: 0 S: 7	H: 0 LOB: 0 BB: 0 P: 11	R: 0 E: 0 K: 1 S: 9	H: 1 LOB: 2 BB: 1 P: 15	R: 0 E: 0 K: 0 S: 10	H: 1 LOB: 1 BB: 1 P: 17	R: 2 E: 0 K: 0 S: 13	H: 1 LOB: 2 BB: 3 P: 28	R: 0 E: 0 K: 0 S: 8	H: 0 LOB: 0 BB: 0 P: 13	1B: 5 2B: 2 3B: 0 HR: 1	SF: 0 SAC: 1 DP: 2 HBP: 0	WP: 0 PB: 0 SB: 1 CS: 0	PA: 37	
<b>PITCHER</b>	IP	WLS	BF	H	R	ER	SO	BB	IBB	HBP	BLK	WP	HR	S	P	ERA	WHIP				
<b>Josh Fogg, R</b> ERA: 2.94 <b>Joe Beimel, L</b> ERA: 3.16 <b>16 Salomon Torres, R</b> ERA: 3.99 <b>Scott Sauerbeck, L</b> ERA: 3.57	6.0	1	27	6	3	1	1	4	0	0	0	0	0	66	106	1.50	1.667				
	0.2	L	4	0	2	2	0	2	0	0	0	0	0	6	15	27.00	3.000				
	0.0	2	1	0	0	0	0	1	0	0	0	0	0	4	8	∞	∞				
	1.1	4	0	0	0	0	0	0	0	0	0	0	0	11	18	0.00	0.000				

Pittsburgh Pirates @ St. Louis Cardinals  
 Busch Stadium, St. Louis, MO  
 Sun Jun 01 2003, 1:10 PM CDT  
 Att: 46,103 - Cloudy - 64 F

AB 29  
 R 5  
 H 7  
 RBI 4  
 BB 7  
 SO 1  
 LOB 11





Batter	1	2	3	4	5	6	7	8	9	AB	R	H	RBI	BB	SO	LOB	TOP								
Bill Mueller, S OBP: 0.433, SLG: 0.597	E6 PB 2B	G4-3				K				4	1	1	0	0	1	2	<b>Boston Red Sox @ Pittsburgh Pirates</b> PNC Park, Pittsburgh, PA Wed Jun 04 2003, 5:05 PM EDT Cloudy - 62 F								
Todd Walker, L OBP: 0.388, SLG: 0.445	F7									5	2	2	1	0	0	3									
Nomar Garciaparra, R OBP: 0.391, SLG: 0.588 Freddie Sanchez, R	F9									5	2	2	0	0	0	2									
Manny Ramirez, R OBP: 0.412, SLG: 0.536 Damian Jackson, R OBP: 0.333, SLG: 0.317										0	0	0	0	0	0	0									
34 David Ortiz, L OBP: 0.362, SLG: 0.478	P5									4	3	4	4	0	0	0									
Trot Nixon, L OBP: 0.386, SLG: 0.473										0	0	0	0	0	0	0									
Jason Varitek, S OBP: 0.344, SLG: 0.500										4	3	4	0	0	0	0									
18 Johnny Damon, L OBP: 0.315, SLG: 0.397										0	0	0	0	0	0	0									
Byung-Hyun Kim, R OBP: 0.176, SLG: 0.235 Alan Embree, L										4	3	4	0	0	0	0									
Jeremy Giambi, L OBP: 0.333, SLG: 0.387 Hector Almonte, R										0	0	0	0	0	0	0									
<b>Inning Stats</b>	R: 1 E: 1 K: 0 S: 8	H: 1 LOB: 1 BB: 0 P: 14	R: 0 E: 0 K: 0 S: 11	H: 1 LOB: 2 BB: 1 P: 17	R: 4 E: 0 K: 1 S: 13	H: 4 LOB: 0 BB: 0 P: 23	R: 0 E: 0 K: 0 S: 3	H: 1 LOB: 0 BB: 0 P: 5	R: 1 E: 0 K: 1 S: 13	H: 2 LOB: 1 BB: 0 P: 19	R: 0 E: 0 K: 2 S: 8	H: 0 LOB: 0 BB: 0 P: 12	R: 2 E: 0 K: 1 S: 18	H: 3 LOB: 3 BB: 2 P: 30	R: 0 E: 0 K: 0 S: 6	H: 0 LOB: 0 BB: 0 P: 9	R: 3 E: 0 K: 1 S: 15	H: 4 LOB: 0 BB: 0 P: 21	1B: 8 2B: 3 3B: 1 HR: 4	SF: 1 SAC: 0 DP: 3 HBP: 1	WP: 0 PB: 1 SB: 0 CS: 0	PA: 45			
<b>PITCHER</b>	IP	WLS	BF	H	R	ER	SO	BB	IBB	HBP	BLK	WP	HR	S	P	ERA	WHIP								
Kris Benson, R ERA: 4.23	6.1	L	32	12	8	7	4	1	0	0	0	0	2	68	105	9.95	2.053								
Joe Beimel, L ERA: 2.51	1.2		7	0	0	0	1	1	1	1	0	0	0	12	24	0.00	0.600								
Brian Meadows, R ERA: 6.56	1.0		6	4	3	3	1	0	0	0	0	0	2	15	21	27.00	4.000								

AB 40  
R 11  
H 16  
RBI 11  
BB 3  
SO 6  
LOB 19



Batter	1	2	3	4	5	6	7	8	9	AB	R	H	RBI	BB	SO	LOB	BOTTOM								
Kenny Lofton, L OBP: 0.369, SLG: 0.456 Rob Mackowiak, L OBP: 0.278, SLG: 0.263	G6-3									3	0	1	0	0	0	1	<b>Boston Red Sox @ Pittsburgh Pirates</b> PNC Park, Pittsburgh, PA Wed Jun 04 2003, 5:05 PM EDT Cloudy - 62 F								
2 Jack Wilson, R OBP: 0.296, SLG: 0.374										4	0	2	1	0	1	1									
Brian Giles, L OBP: 0.429, SLG: 0.483										2	1	0	0	2	0	2									
Aramis Ramirez, R OBP: 0.348, SLG: 0.395										4	1	1	0	0	0	3									
Randall Simon, L OBP: 0.313, SLG: 0.453										4	1	1	3	0	0	0									
18 Jason Kendall, R OBP: 0.375, SLG: 0.378 Joe Beimel, L										3	0	1	0	0	0	0									
Kevin Young, R OBP: 0.308, SLG: 0.338 Brian Meadows, R										0	0	0	0	0	0	0									
Reggie Sanders, R OBP: 0.311, SLG: 0.459										4	0	0	0	0	1	1									
Abraham Nunez, S OBP: 0.291, SLG: 0.242										3	1	1	0	1	0	1									
Kris Benson, R ERA: 3.53 Craig Wilson, R OBP: 0.326, SLG: 0.410										1	0	0	0	0	1	0									
<b>Inning Stats</b>	R: 0 E: 0 K: 0 S: 9	H: 1 LOB: 1 BB: 0 P: 13	R: 0 E: 0 K: 0 S: 7	H: 1 LOB: 0 BB: 0 P: 11	R: 0 E: 0 K: 1 S: 8	H: 1 LOB: 2 BB: 1 P: 16	R: 0 E: 0 K: 1 S: 6	H: 0 LOB: 0 BB: 0 P: 10	R: 1 E: 0 K: 0 S: 14	H: 2 LOB: 1 BB: 0 P: 18	R: 0 E: 0 K: 0 S: 6	H: 0 LOB: 0 BB: 0 P: 7	R: 0 E: 0 K: 0 S: 5	H: 0 LOB: 0 BB: 0 P: 8	R: 3 E: 0 K: 2 S: 13	H: 2 LOB: 0 BB: 1 P: 20	R: 0 E: 0 K: 0 S: 7	H: 0 LOB: 1 BB: 1 P: 12	1B: 6 2B: 0 3B: 0 HR: 1	SF: 0 SAC: 1 DP: 0 HBP: 0	WP: 0 PB: 0 SB: 0 CS: 0	PA: 37			
<b>PITCHER</b>	IP	WLS	BF	H	R	ER	SO	BB	IBB	HBP	BLK	WP	HR	S	P	ERA	WHIP								
Byung-Hyun Kim, R ERA: 3.53	7.0	W	27	5	1	1	2	1	0	0	0	0	1	55	83	1.29	0.857								
Alan Embree, L ERA: 6.42	1.0		6	2	3	3	2	1	0	0	0	0	1	13	20	27.00	3.000								
Hector Almonte, R ERA:	1.0		4	0	0	0	0	1	0	0	0	0	0	7	12	0.00	1.000								

AB 33  
R 4  
H 7  
RBI 4  
BB 3  
SO 4  
LOB 11





Batter	1	2	3	4	5	6	7	8	9	AB	R	H	RBI	BB	SO	LOB	TOP					
Bill Mueller, S (1, 5) OBP: 0.426, SLG: 0.585	F7		P5		K		L3		P6	5	0	1	1	0	1	2	<b>Boston Red Sox @ Pittsburgh Pirates</b> PNC Park, Pittsburgh, PA Wed Jun 04 2003, 5:10 PM EDT Att: 27,769 - Overcast - 66 F					
Todd Walker, L (1, 4) OBP: 0.389, SLG: 0.442	K		F9			G4-3	L3			4	0	1	1	1	1							
Nomar Garciaparra, R (1, 6) OBP: 0.344, SLG: 0.576										4	1	2	0	0	0	1						
Manny Ramirez, R (1, 7) OBP: 0.410, SLG: 0.531	L6					G4-3			G5-3	4	0	1	0	0	0	2						
Kevin Millar, R (1, 3) OBP: 0.348, SLG: 0.486										2	1	0	0	2	0	1						
Trot Nixon, L (1, 9) OBP: 0.389, SLG: 0.494										4	2	2	1	0	0	1						
Doug Mirabeli, R (1, 2) OBP: 0.282, SLG: 0.413										4	2	2	1	0	1	0						
1B Johnny Damon, L (1, 8) OBP: 0.321, SLG: 0.417										4	2	3	3	0	0	0						
Derek Lowe, R (1, 1) 50 Mike Timlin, R (8, 1) Jeremy Giambi, L (9, PH) Brandon Lyon, R (9, 1)										2	0	0	0	0	0	0						
<b>Inning Stats</b>	R: 0 E: 0 K: 1 S: 14	H: 1 LOB: 1 BB: 0 P: 22	R: 1 E: 0 K: 0 S: 10	H: 1 LOB: 0 BB: 0 P: 12	R: 0 E: 0 K: 0 S: 5	H: 0 LOB: 0 BB: 0 P: 8	R: 1 E: 0 K: 0 S: 10	H: 2 LOB: 2 BB: 1 P: 15	R: 0 E: 0 K: 2 S: 9	H: 1 LOB: 1 BB: 0 P: 16	R: 0 E: 0 K: 0 S: 5	H: 0 LOB: 0 BB: 1 P: 10	R: 4 E: 0 K: 0 S: 16	H: 4 LOB: 0 BB: 1 P: 28	R: 0 E: 0 K: 0 S: 6	H: 0 LOB: 1 BB: 0 P: 12		R: 2 E: 0 K: 0 S: 10	H: 3 LOB: 1 BB: 0 P: 18	1B: 6 2B: 4 3B: 2 HR: 1	SF: 0 SAC: 1 DP: 3 HBP: 0	WP: 0 PB: 0 SB: 0 CS: 0
<b>PITCHER</b>	IP WLS BF H R ER SO BB IBB HBP BLK WP HR S P ERA WHIP																					
Jeff D'Amico, R (1, 1) ERA: 4.03	6.0 L 25 7 5 5 3 2 0 0 0 0 0 1 60 97 7.50 1.500																					
Joe Beimel, L (7, 1) ERA: 3.04	1.0 4 2 1 1 0 0 0 0 0 0 0 9 14 9.00 2.000																					
Julian Tavaroz, R (8, 1) ERA: 5.7	2.0 9 3 2 2 0 1 0 0 0 0 0 0 16 30 9.00 2.000																					

AB 34  
R 8  
H 12  
RBI 7  
BB 3  
SO 3  
LOB 10

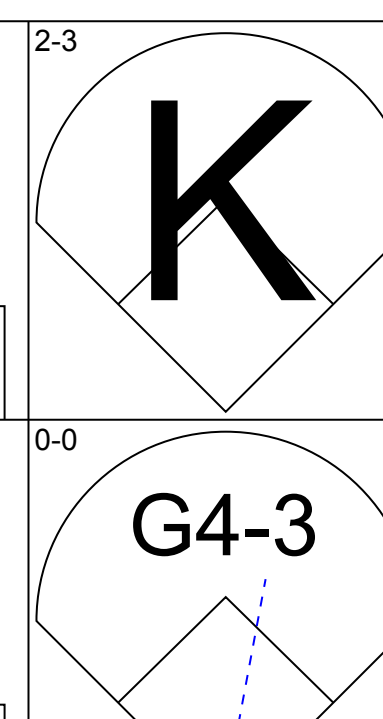
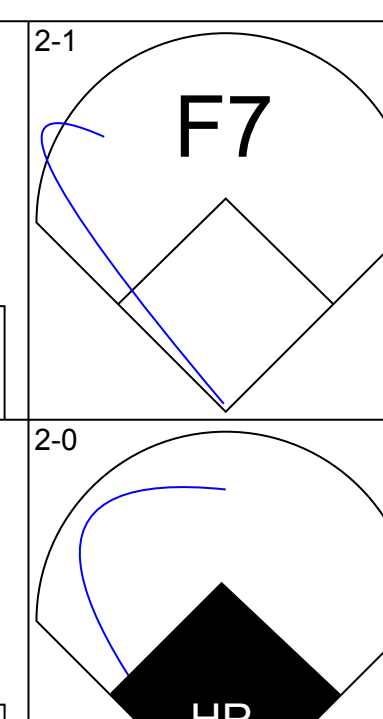
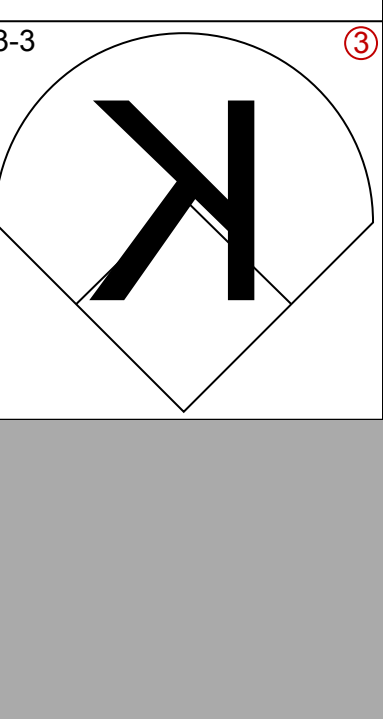
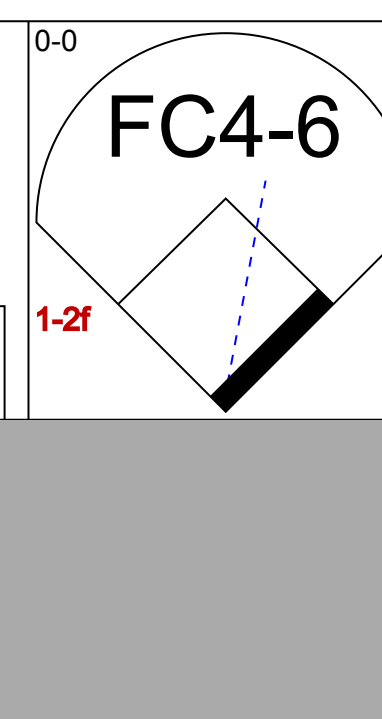
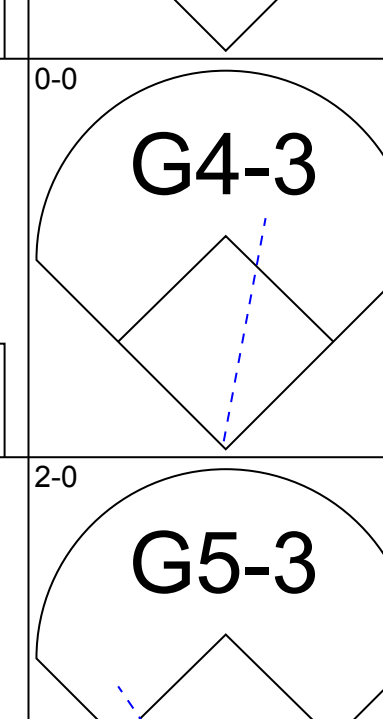
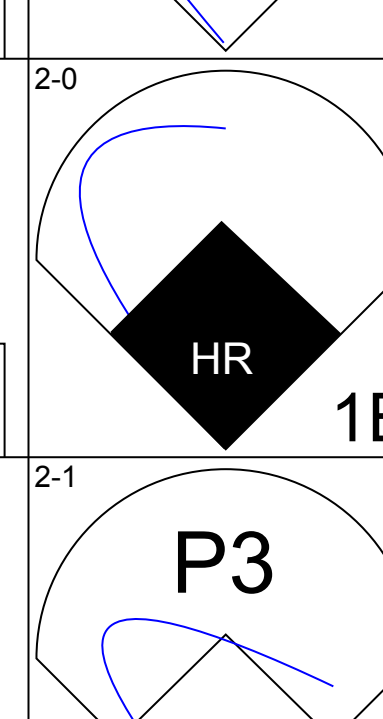
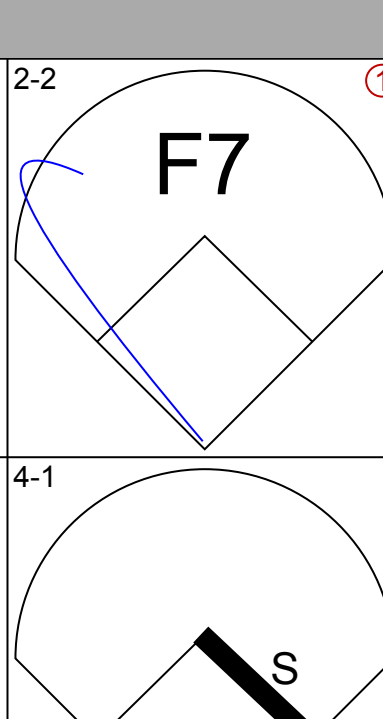
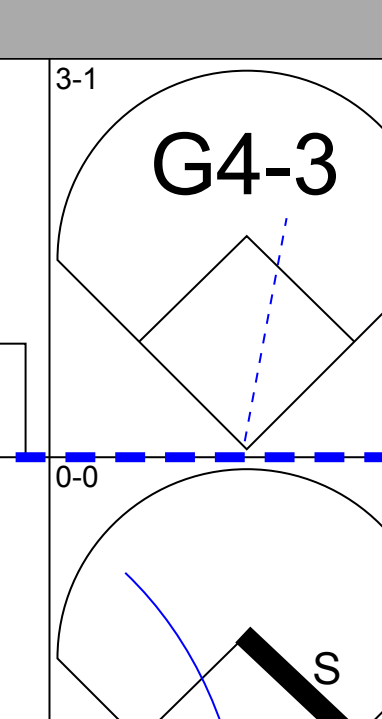
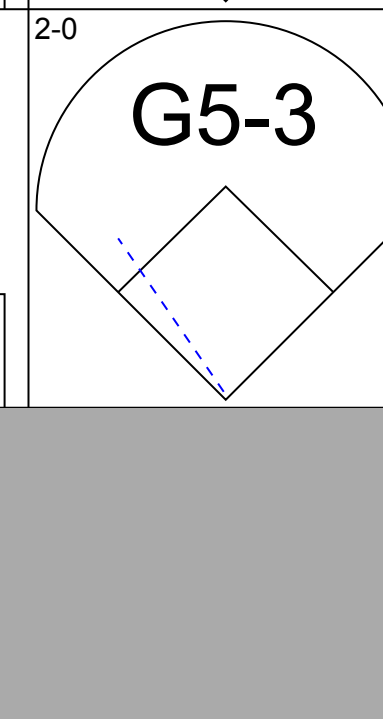
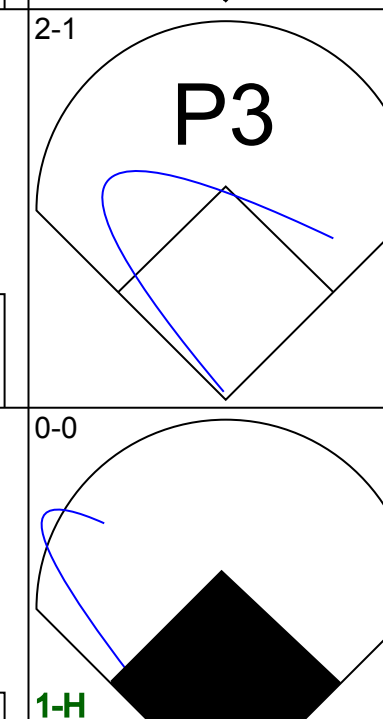
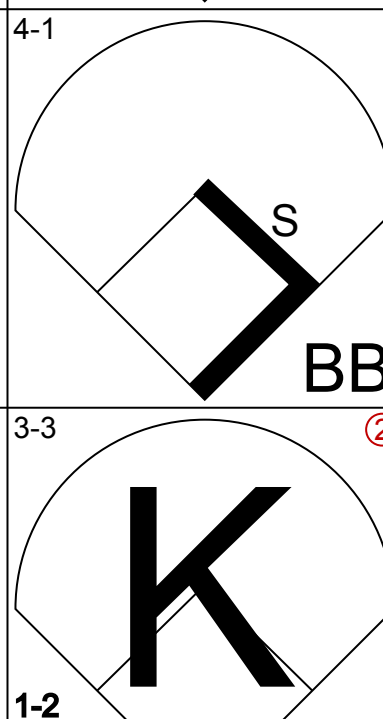
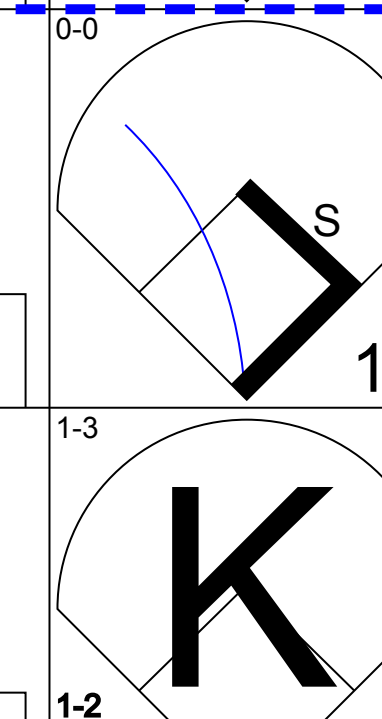
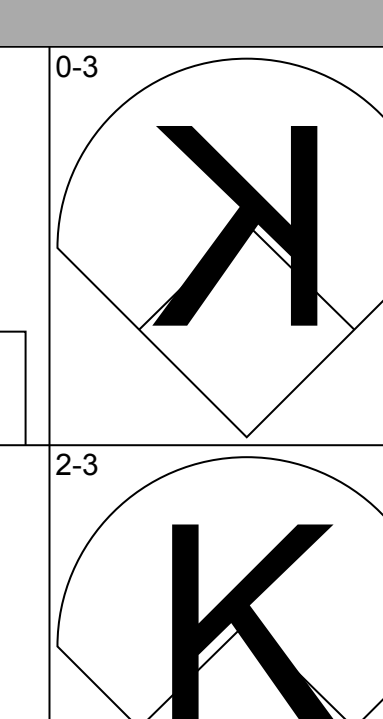
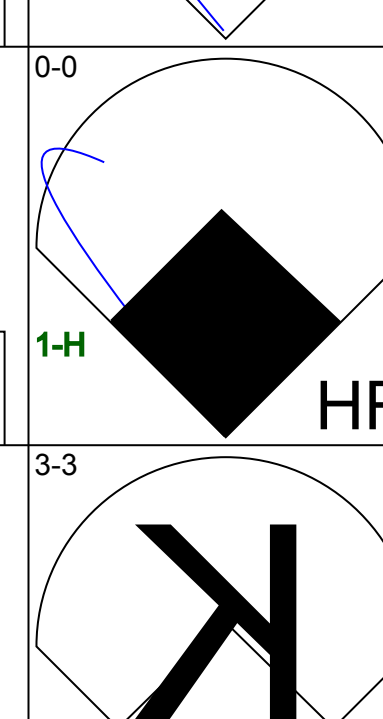
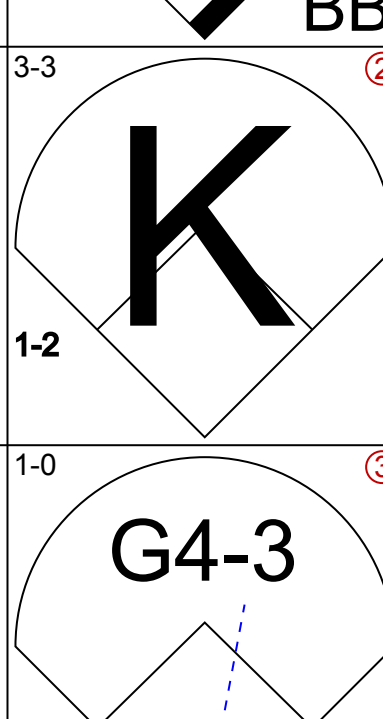
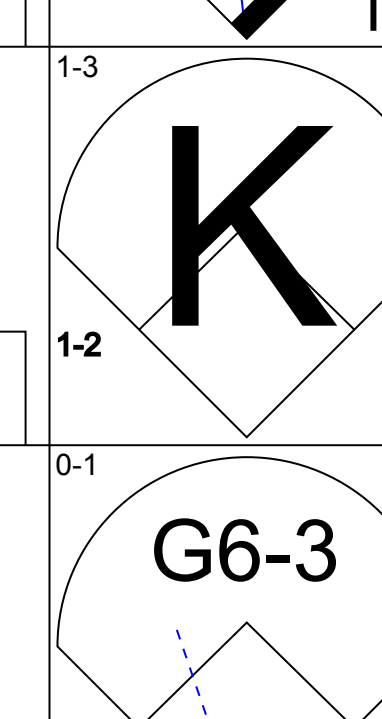

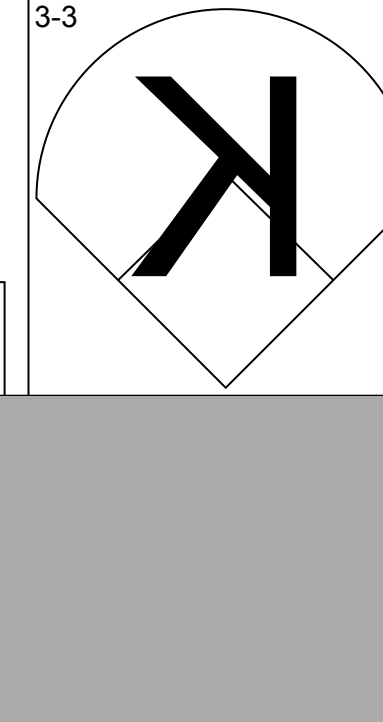
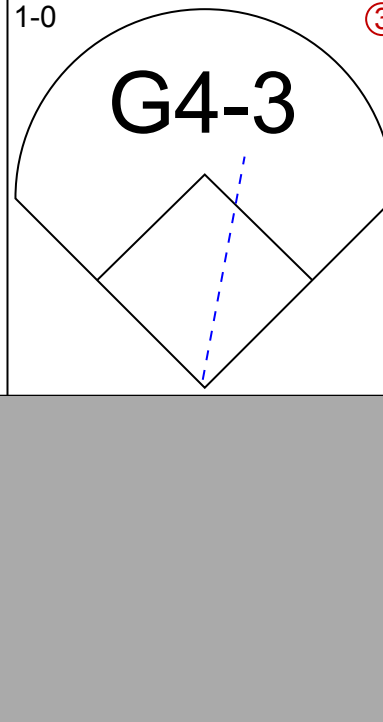
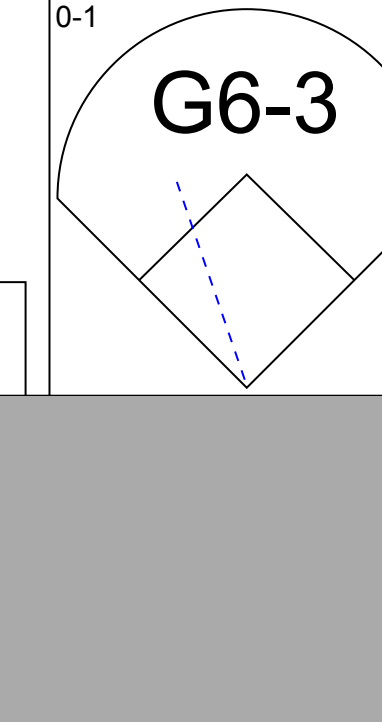

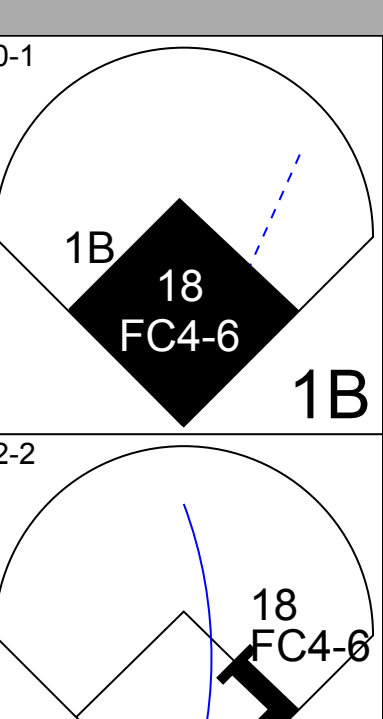
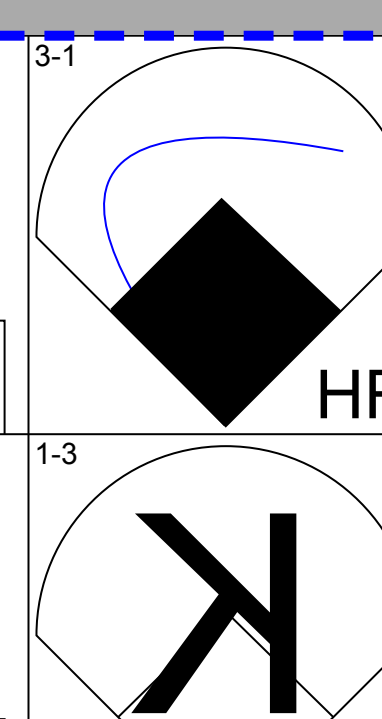
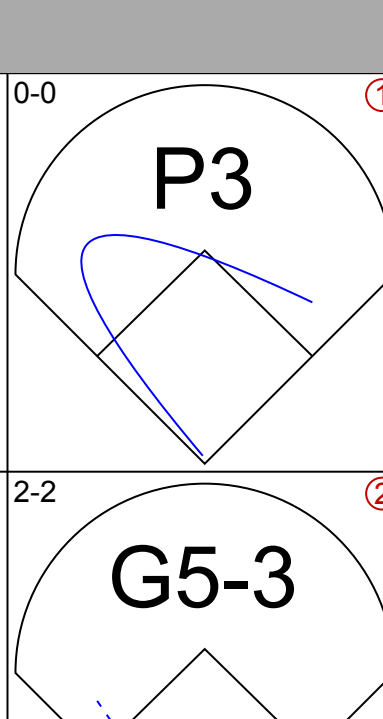
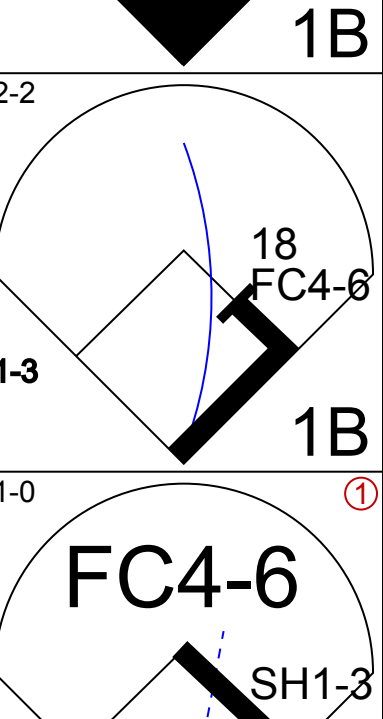

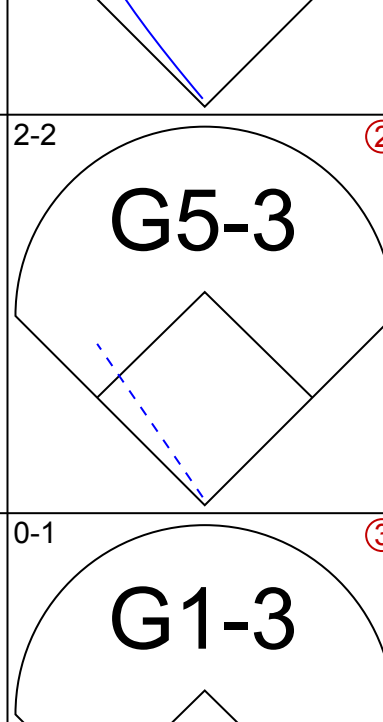
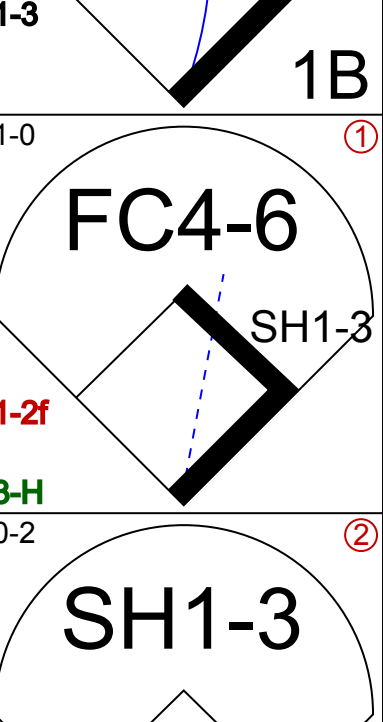
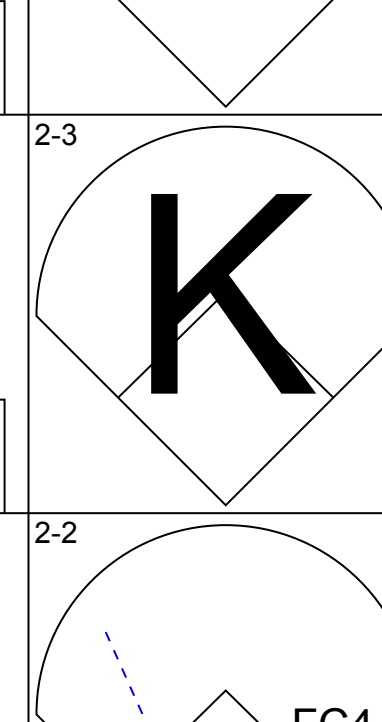
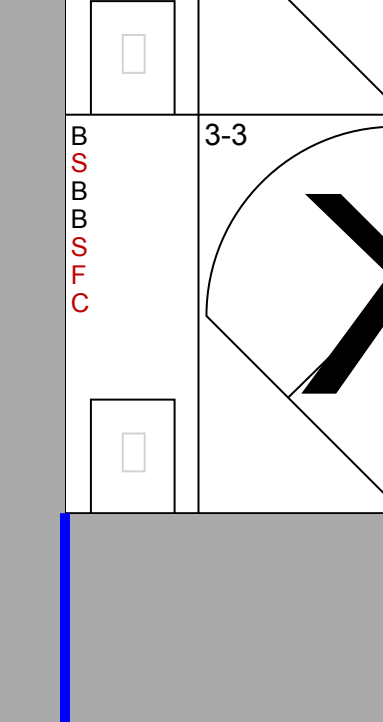
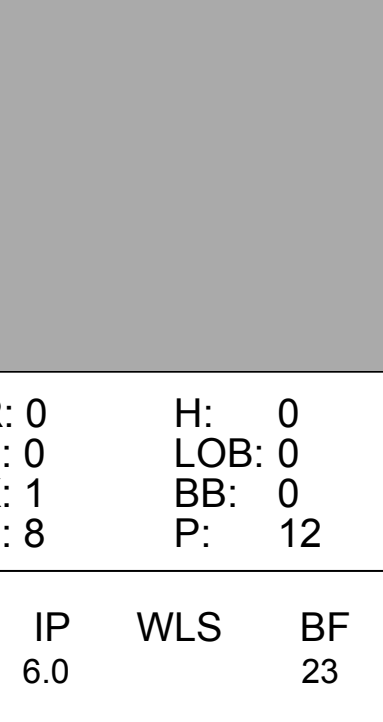
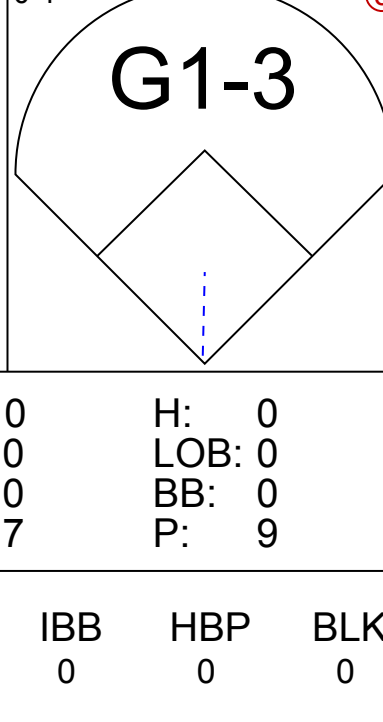
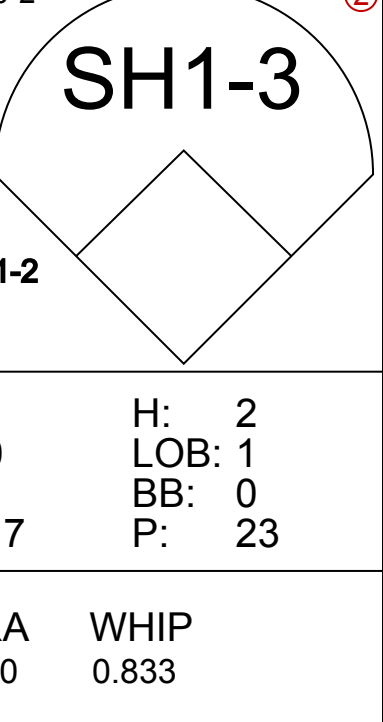
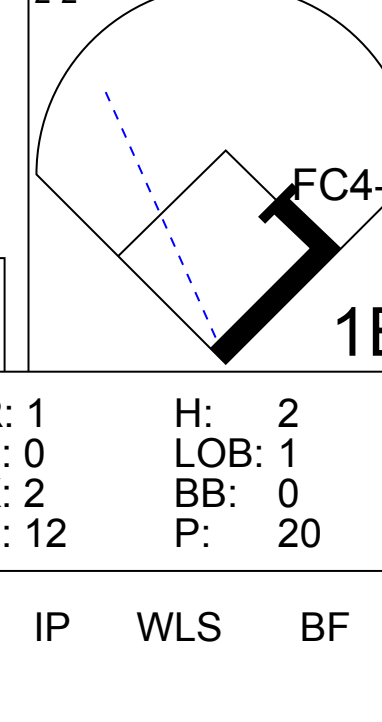


Batter	1	2	3	4	5	6	7	8	9	AB	R	H	RBI	BB	SO	LOB	BOTTOM					
Kenny Lofton, L (1, 8) OBP: 0.371, SLG: 0.467			F9		E3		G4-3			4	0	2	0	0	0	1	<b>Boston Red Sox @ Pittsburgh Pirates</b> PNC Park, Pittsburgh, PA Wed Jun 04 2003, 5:10 PM EDT Att: 27,769 - Overcast - 66 F					
2 Jack Wilson, R (1, 6) OBP: 0.290, SLG: 0.367										4	0	0	0	0	0	2						
Brian Giles, L (1, 7) OBP: 0.430, SLG: 0.475										2	0	0	0	2	0	0						
Aramis Ramirez, R (1, 5) OBP: 0.346, SLG: 0.397										4	0	1	0	0	0	3						
Randall Simon, L (1, 3) OBP: 0.311, SLG: 0.445										3	0	0	0	1	0	1						
1B Jason Kendall, R (1, 2) OBP: 0.377, SLG: 0.386										4	2	2	0	0	0	2						
Craig Wilson, R (1, 9) OBP: 0.333, SLG: 0.427										4	0	2	0	0	0	0						
Jeff Reboulet, R (1, 4) OBP: 0.313, SLG: 0.321										3	1	0	1	0	0	1						
Jeff D'Amico, R (1, 1) ERA: 4.93 Joe Beimel, L (7, 1) Rob Mackowiak, L (7, PH) Julian Tavaroz, L (8, 1) Abraham Nunez, S (9, PH)										1	0	0	0	0	1	0						
<b>Inning Stats</b>	R: 0 E: 0 K: 0 S: 5	H: 1 LOB: 1 BB: 1 P: 11	R: 0 E: 0 K: 0 S: 7	H: 0 LOB: 0 BB: 0 P: 10	R: 0 E: 0 K: 1 S: 7	H: 0 LOB: 0 BB: 0 P: 14	R: 0 E: 0 K: 0 S: 9	H: 1 LOB: 2 BB: 1 P: 14	R: 1 E: 2 K: 0 S: 11	H: 1 LOB: 1 BB: 0 P: 16	R: 0 E: 0 K: 0 S: 4	H: 0 LOB: 0 BB: 1 P: 9	R: 1 E: 0 K: 0 S: 8	H: 2 LOB: 1 BB: 0 P: 11	R: 0 E: 0 K: 0 S: 8	H: 0 LOB: 0 BB: 0 P: 12		R: 1 E: 0 K: 1 S: 11	H: 2 LOB: 1 BB: 0 P: 15	1B: 3 2B: 3 3B: 1 HR: 0	SF: 1 SAC: 1 DP: 3 HBP: 1	WP: 0 PB: 0 SB: 0 CS: 0
<b>PITCHER</b>	IP WLS BF H R ER SO BB IBB HBP BLK WP HR S P ERA WHIP																					
Derek Lowe, R (1, 1) ERA: 4.93	7.0 W 28 5 2 1 1 0 0 0 0 0 0 8 12 0.00 0.000																					
50 Mike Timlin, R (8, 1) ERA: 3.86	1.0 3 0 0 0 0 0 0 0 0 0 0 0 8 12 0.00 0.000																					
Brandon Lyon, R (9, 1) ERA: 3.38	1.0 5 2 1 1 1 0 0 0 0 0 0 0 11 15 9.00 2.000																					

AB 30  
R 3  
H 7  
RBI 1  
BB 3  
SO 2  
LOB 11

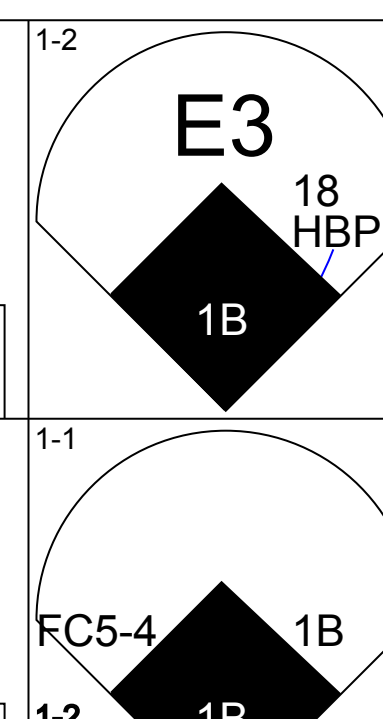
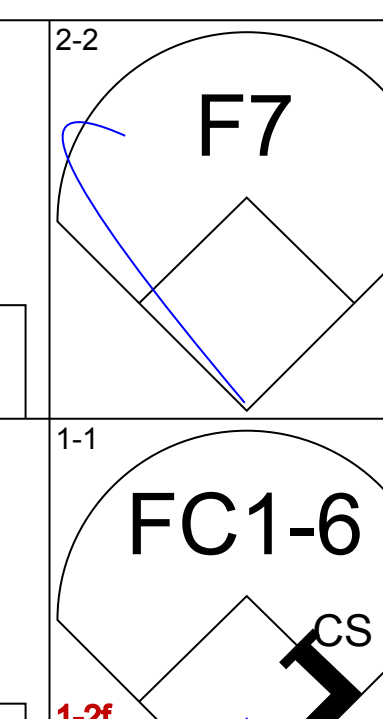
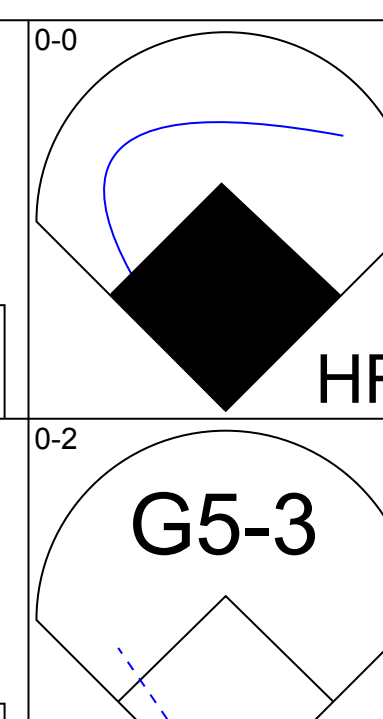
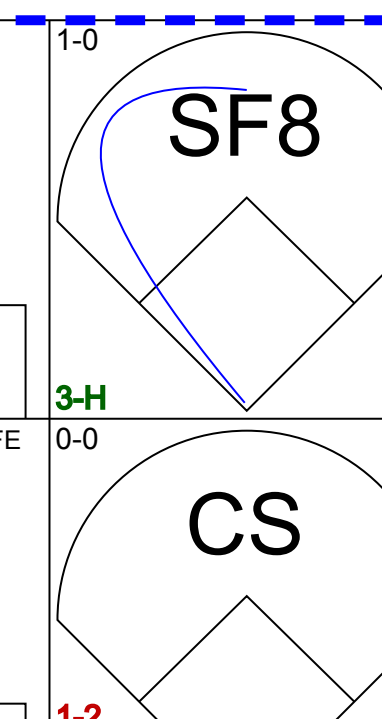
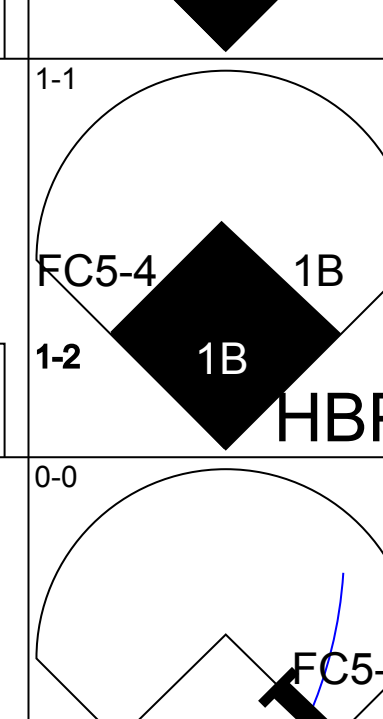
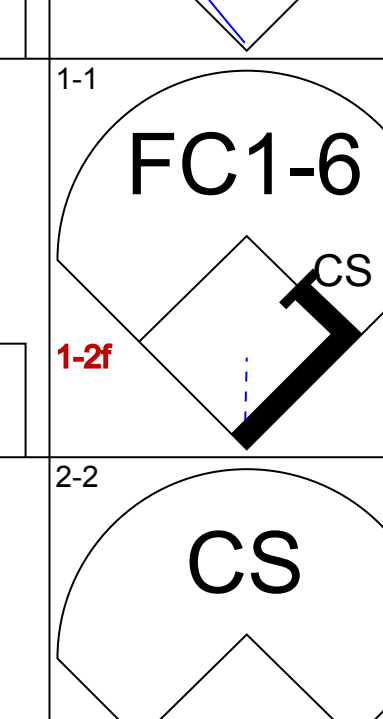
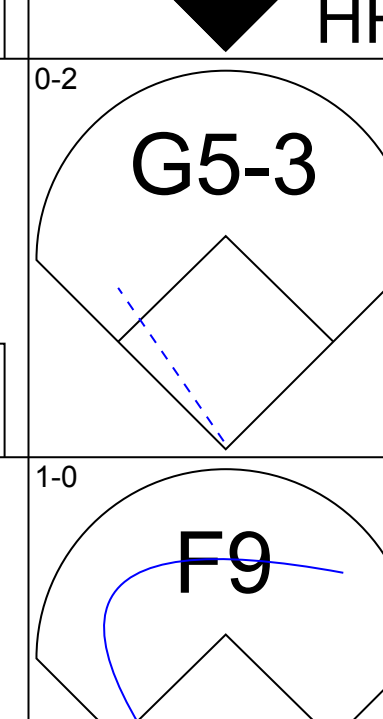
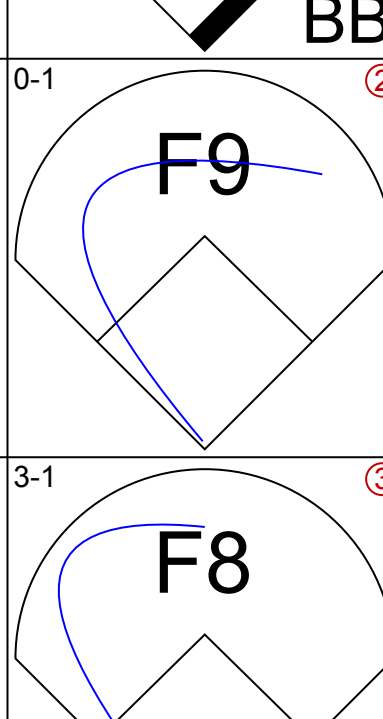
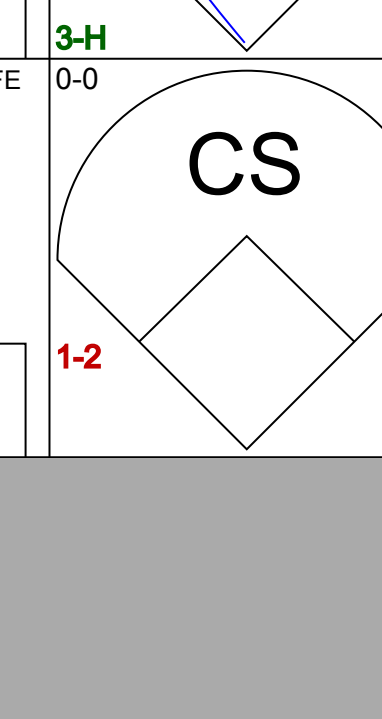
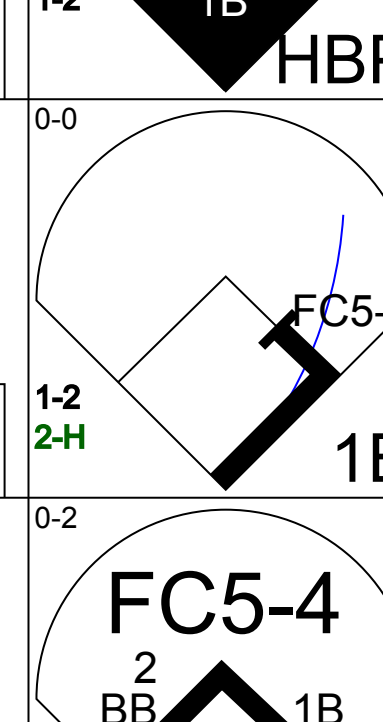
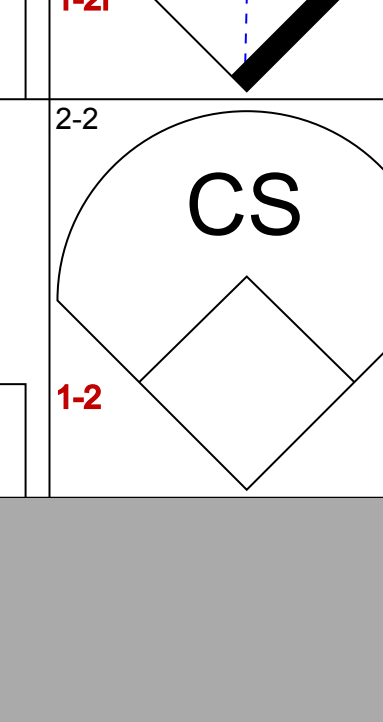
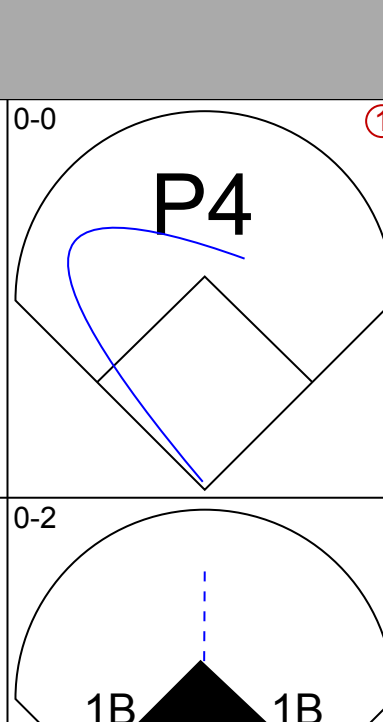
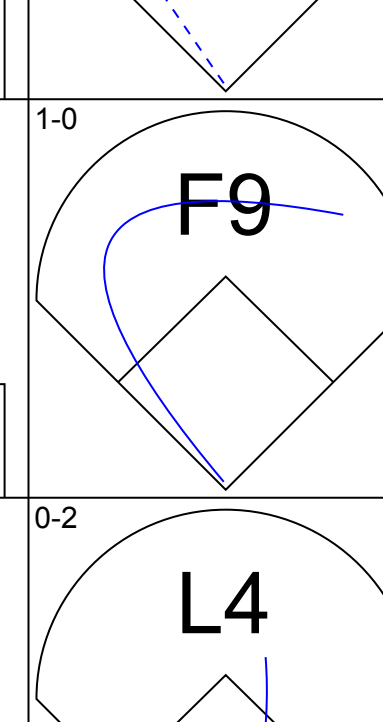
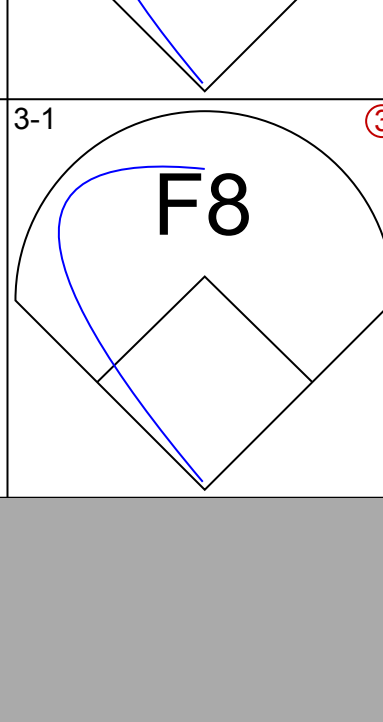
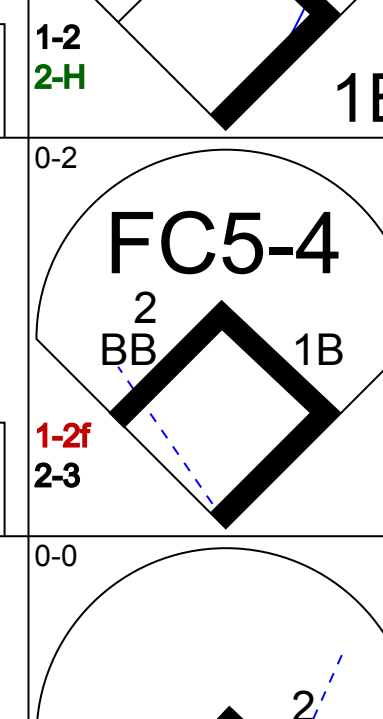
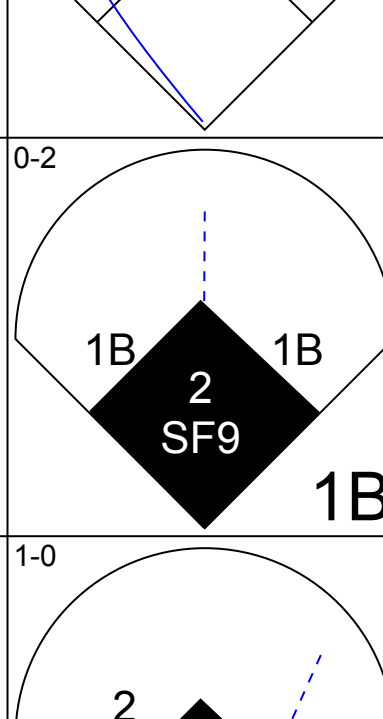
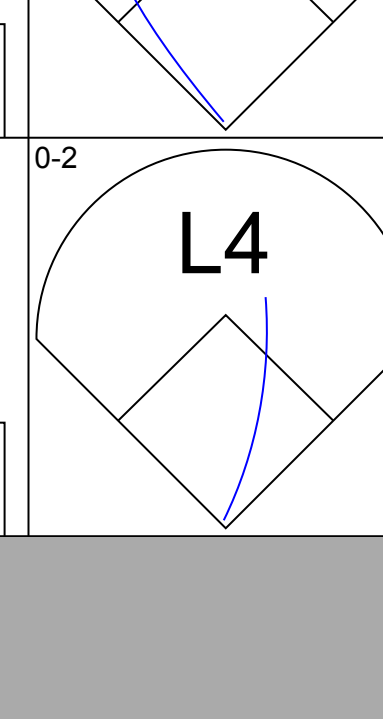
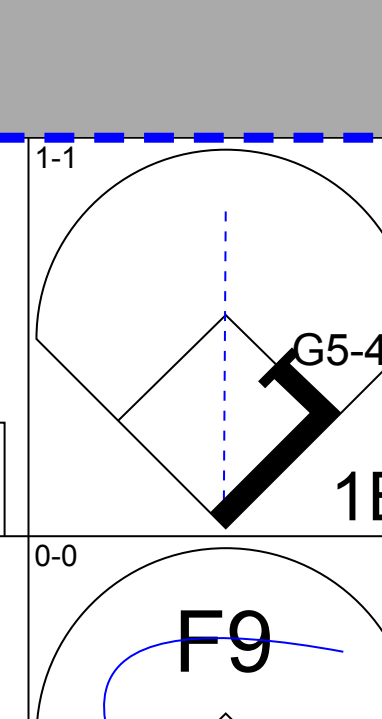
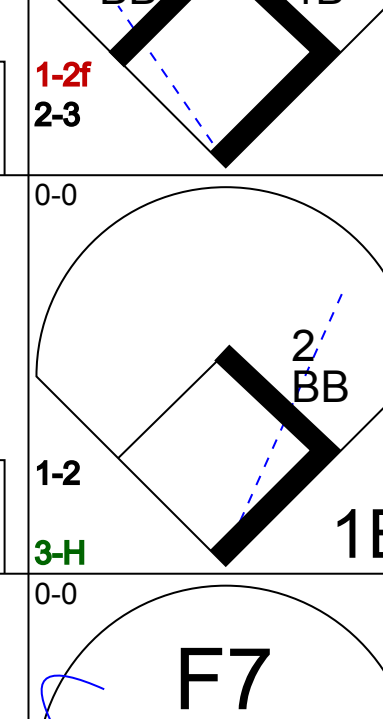
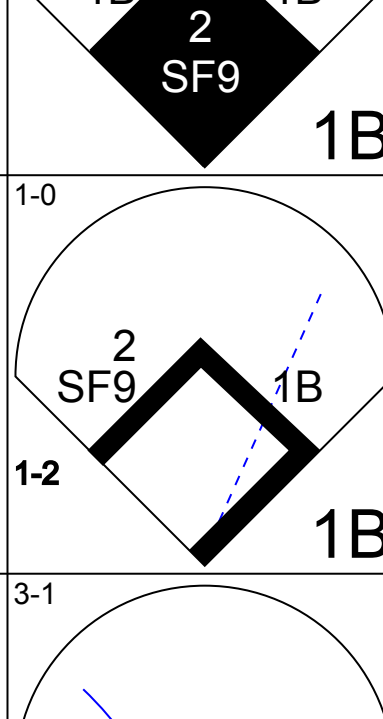
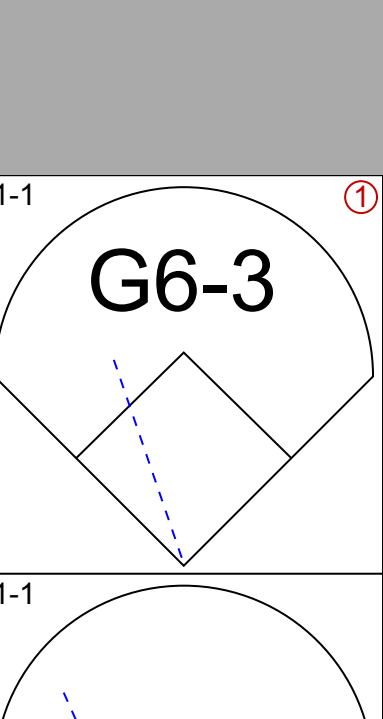

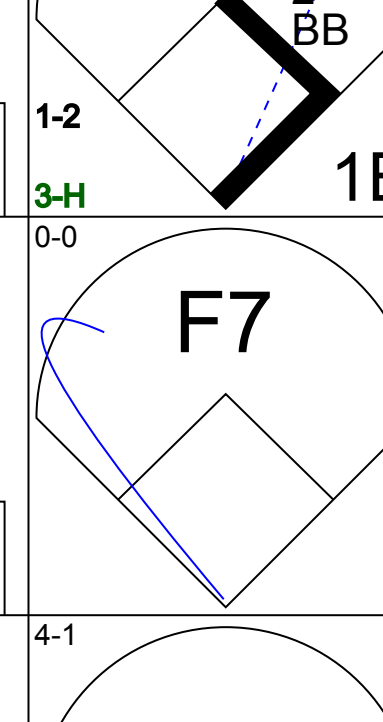
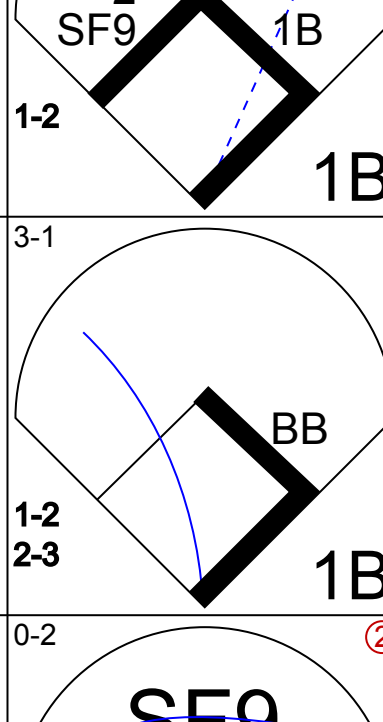
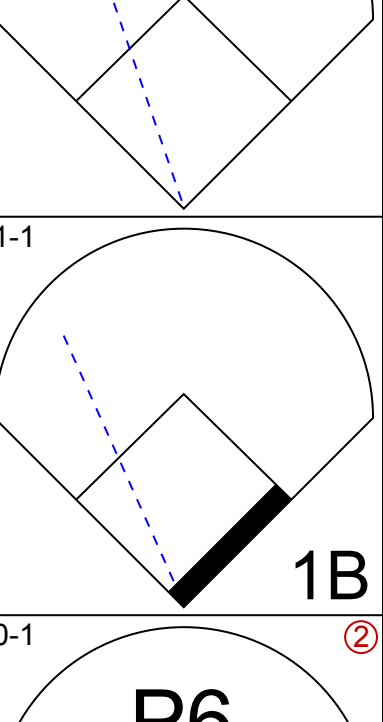
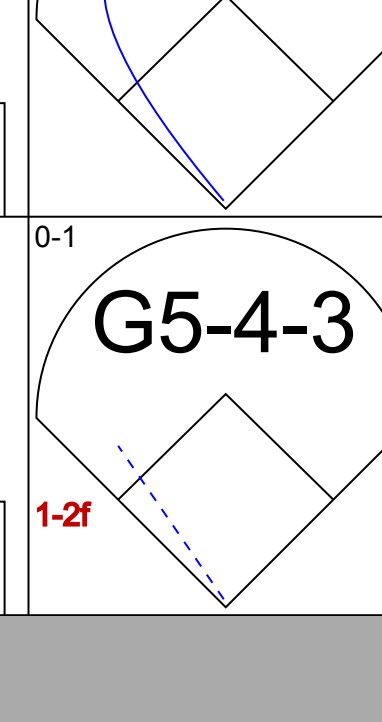
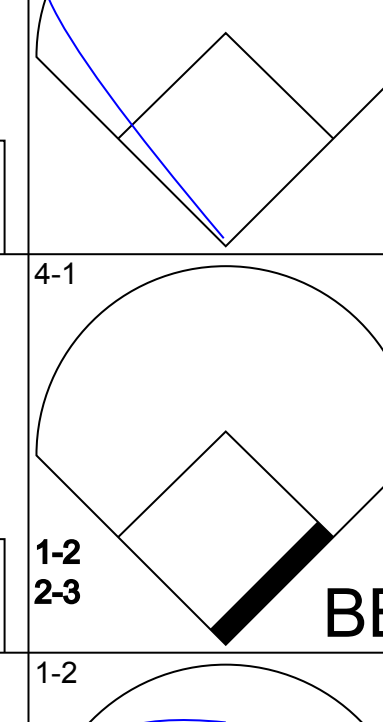
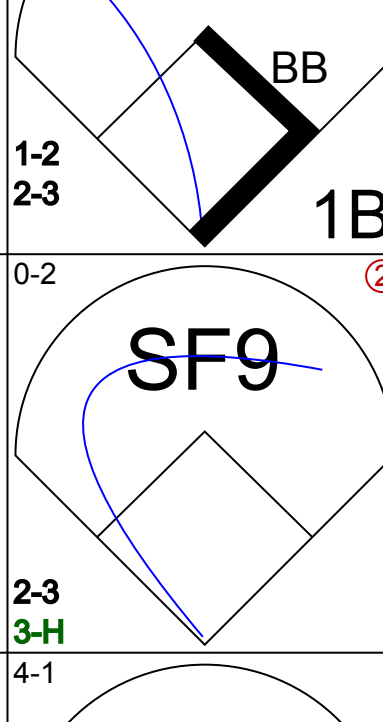
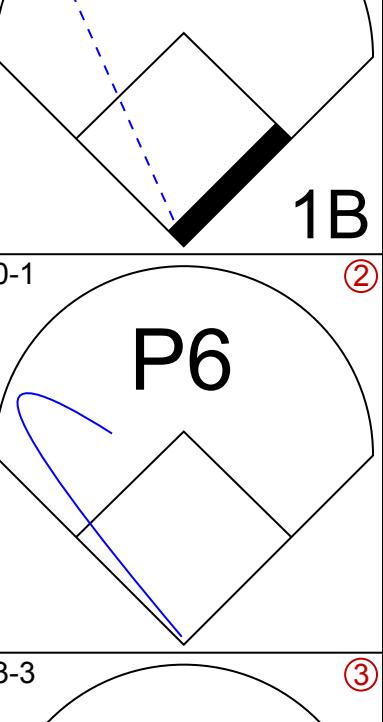
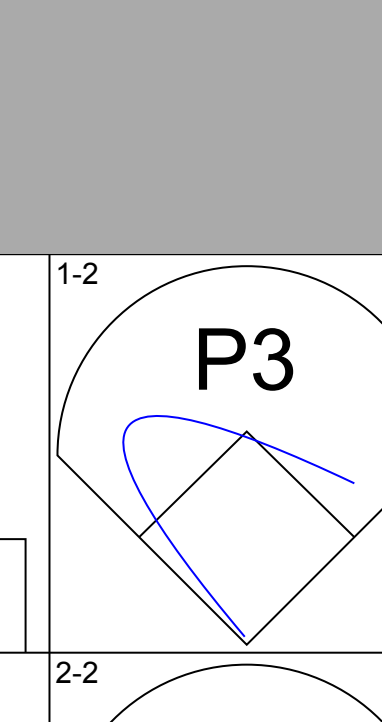
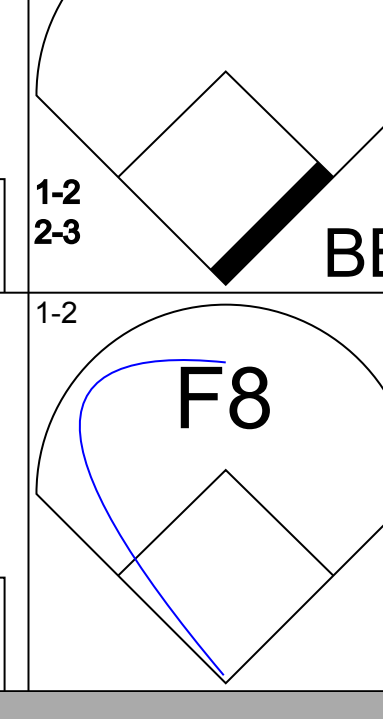
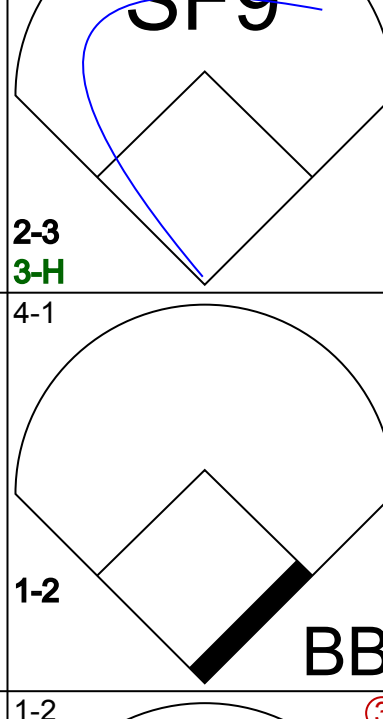
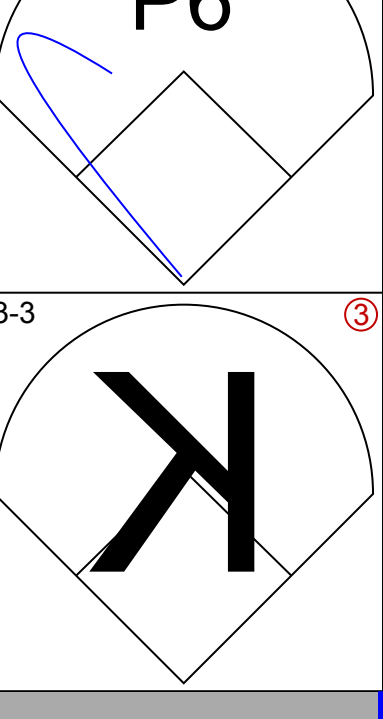
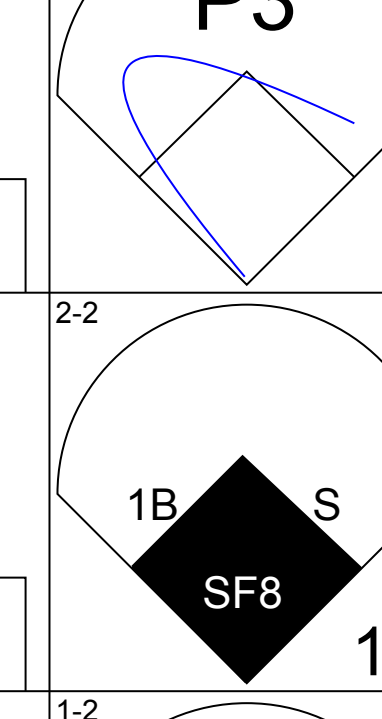
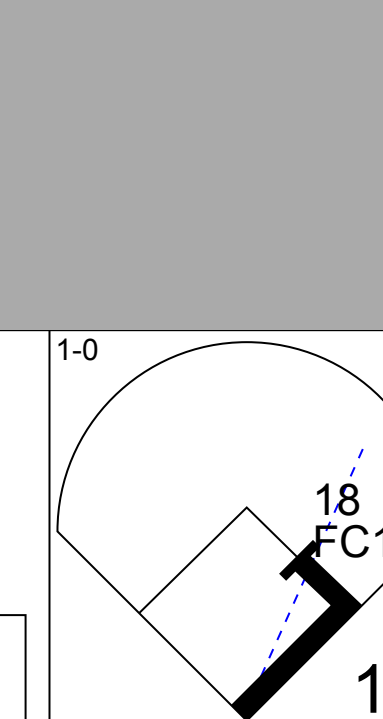
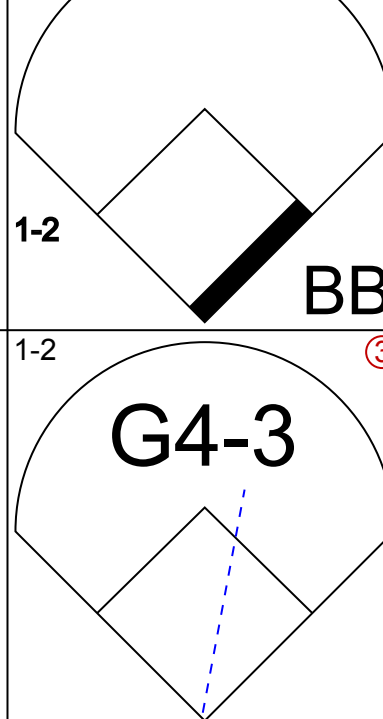
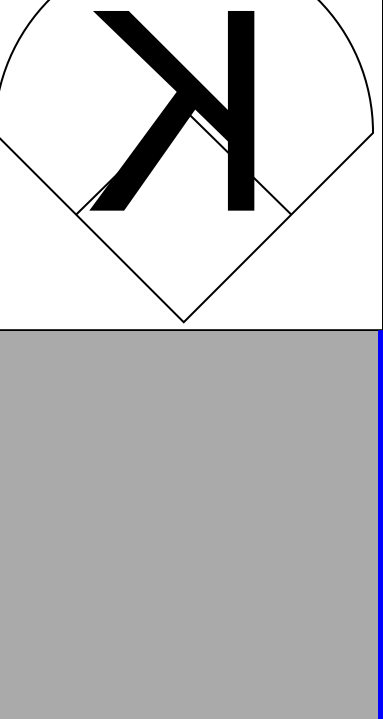
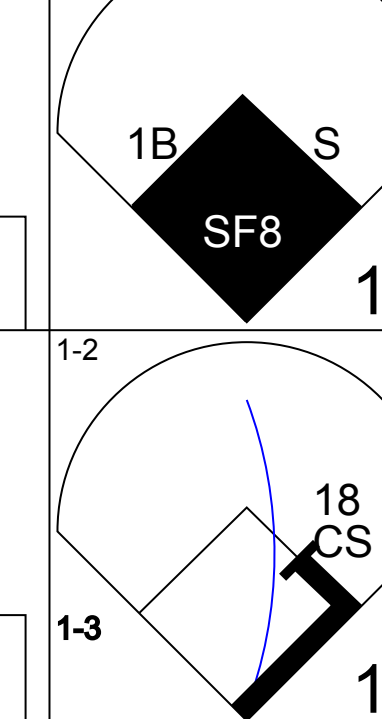




Batter	1	2	3	4	5	6	7	8	9	AB	R	H	RBI	BB	SO	LOB	TOP					
Bill Mueller, S OBP: 0.417, SLG: 0.571 (1, 5)										4	0	0	0	0	2	2	<b>Boston Red Sox @ Pittsburgh Pirates</b> PNC Park, Pittsburgh, PA Thu Jun 05 2003, 7:05 PM EDT Att: 33,372 - Overcast - 64 F					
Todd Walker, L OBP: 0.367, SLG: 0.438 (1, 4)										4	1	1	0	0	0	0						
Nomar Garciaparra, R OBP: 0.346, SLG: 0.573 (1, 6)										3	0	1	0	1	0	1						
Manny Ramirez, R OBP: 0.407, SLG: 0.539 (1, 7)										4	1	1	2	0	3	2						
34 David Ortiz, L OBP: 0.351, SLG: 0.462 (1, 3)										4	0	0	0	0	2	2						
Trot Nixon, L OBP: 0.391, SLG: 0.513 (1, 9)										4	2	2	1	0	0	0						
Jason Varitek, S OBP: 0.341, SLG: 0.493 (1, 2)										4	0	1	0	0	1	0						
18 Johnny Damon, L OBP: 0.316, SLG: 0.410 (1, 8)										4	0	0	1	0	2	1						
John Burkett, R Freddy Sanchez, R (7, PH) Ramiro Mendoza, R Alan Embree, L (1, 1)										1	0	0	0	0	0	0						
<b>Inning Stats</b>	R: 0 E: 0 K: 1 S: 8	H: 0 LOB: 0 BB: 0 P: 12	R: 0 E: 0 K: 2 S: 8	H: 0 LOB: 0 BB: 0 P: 10	R: 0 E: 0 K: 0 S: 7	H: 0 LOB: 0 BB: 0 P: 9	R: 2 E: 0 K: 1 S: 9	H: 2 LOB: 0 BB: 0 P: 18	R: 1 E: 0 K: 1 S: 17	H: 2 LOB: 1 BB: 0 P: 23	R: 0 E: 0 K: 1 S: 8	H: 0 LOB: 1 BB: 1 P: 18	R: 1 E: 0 K: 2 S: 12	H: 2 LOB: 1 BB: 0 P: 20	R: 0 E: 0 K: 1 S: 8	H: 1 LOB: 1 BB: 0 P: 12		R: 0 E: 0 K: 1 S: 8	H: 0 LOB: 0 BB: 0 P: 13	1B: 5 2B: 0 3B: 0 HR: 2	SF: 0 SAC: 1 DP: 0 HBP: 0	WP: 0 PB: 0 SB: 2 CS: 0
<b>PITCHER</b>	IP	WLS	BF	H	R	ER	SO	BB	IBB	HBP	BLK	WP	HR	S	P	ERA	WHIP					
Jeff Suppan, R ERA: 4.07 Scott Sauerbeck, L ERA: 3.75 Brian Boehringer, R ERA: 6.71 Mike Williams, R ERA: 5.79	6.0		23	4	3	3	6	1	0	0	0	0	1	57	90	4.50	0.833					
	1.1	B	6	2	1	1	2	0	0	0	0	0	1	14	25	6.75	1.500					
	0.2	W	3	1	0	0	1	0	0	0	0	0	0	6	7	0.00	1.500					
	1.0	S	3	0	0	0	1	0	0	0	0	0	0	8	13	0.00	0.000					

AB 33  
R 4  
H 7  
RBI 4  
BB 1  
SO 10  
LOB 8



Batter	1	2	3	4	5	6	7	8	9	AB	R	H	RBI	BB	SO	LOB	BOTTOM				
Kenny Lofton, L OBP: 0.372, SLG: 0.479 (1, 8)										3	2	1	2	1	0	1	<b>Boston Red Sox @ Pittsburgh Pirates</b> PNC Park, Pittsburgh, PA Thu Jun 05 2003, 7:05 PM EDT Att: 33,372 - Overcast - 64 F				
18 Jason Kendall, R OBP: 0.375, SLG: 0.380 (1, 2)										3	1	0	0	0	0	2					
Brian Giles, L OBP: 0.426, SLG: 0.467 (1, 7)										4	0	1	1	0	0	1					
Aramis Ramirez, R OBP: 0.349, SLG: 0.399 (1, 5)										4	1	2	0	0	0	2					
Randall Simon, L OBP: 0.315, SLG: 0.446 (1, 3)										4	0	2	1	0	0	1					
Reggie Sanders, R OBP: 0.315, SLG: 0.461 (1, 9)										4	0	2	0	0	0	3					
2 Jack Wilson, R OBP: 0.290, SLG: 0.363 (1, 6)										2	0	0	1	1	0	1					
Jeff Reboulet, R OBP: 0.333, SLG: 0.323 (1, 4)										3	1	1	0	1	1	4					
Jeff Suppan, R Rob Mackowiak, L Scott Sauerbeck, L Brian Boehringer, S Abraham Nunez, S Mike Williams, R (1, 1)										2	0	1	0	0	0	3					
<b>Inning Stats</b>	R: 2 E: 1 K: 0 S: 14	H: 2 LOB: 3 BB: 1 P: 21	R: 0 E: 0 K: 0 S: 8	H: 1 LOB: 0 BB: 0 P: 14	R: 1 E: 0 K: 0 S: 15	H: 3 LOB: 3 BB: 1 P: 24	R: 1 E: 0 K: 0 S: 8	H: 1 LOB: 0 BB: 0 P: 9	R: 0 E: 0 K: 1 S: 9	H: 1 LOB: 1 BB: 0 P: 14	R: 0 E: 0 K: 1 S: 9	H: 0 LOB: 1 BB: 1 P: 17	R: 0 E: 0 K: 0 S: 5	H: 1 LOB: 0 BB: 0 P: 6	R: 1 E: 0 K: 0 S: 11	H: 2 LOB: 0 BB: 0 P: 16		1B: 10 2B: 0 3B: 0 HR: 1	SF: 2 SAC: 0 DP: 1 HBP: 1	WP: 0 PB: 0 SB: 1 CS: 2	PA: 39
<b>PITCHER</b>	IP	WLS	BF	H	R	ER	SO	BB	IBB	HBP	BLK	WP	HR	S	P	ERA	WHIP				
John Burkett, R ERA: 6.12 Ramiro Mendoza, R ERA: 7.31 Alan Embree, L ERA: 6.23	6.0		30	8	4	3	2	3	0	1	0	0	0	15	20	6.75	2.250				
	1.1	L	6	3	1	1	0	0	0	0	0	0	0	1	2	0.00	0.000				
	0.2		1	0	0	0	0	0	0	0	0	0	0	1	2	0.00	0.000				

AB 31  
R 5  
H 11  
RBI 5  
BB 3  
SO 2  
LOB 18













Batter	1	2	3	4	5	6	7	8	9	AB	R	H	RBI	BB	SO	LOB	TOP											
<b>Kenny Lofton, L</b> OBP: 0.357, SLG: 0.454 <b>Adam Hyzdu, R</b> OBP: 0.231, SLG: 0.273	1-1 F9	1-0 G4-3		0-1 F8		0-0 P6		1-2 E1 HBP SF8		5	0	0	0	0	0	2												
<b>18 Jason Kendall, R</b> OBP: 0.372, SLG: 0.374	2-3 K	2-1 E 1B		0-1 1B		2-0 FC6-4 1-2		4-2 HBP BB		4	1	2	1	1	1	1												
<b>Brian Giles, L</b> OBP: 0.465, SLG: 0.534	0-0 HR	0-0 E 1B		1-0 F7			1-0 HR	2-1 HBP		4	2	3	1	0	0	1												
<b>Aramis Ramirez, R</b> OBP: 0.348, SLG: 0.416	0-0 2H HR	0-1 E4 1B			0-0 F9		1-1 1B 1B	0-0 SF8		4	1	2	3	0	0	1												
<b>Randall Simon, L</b> OBP: 0.308, SLG: 0.435	1-0 1B	1-1 G3			0-1 G1-3		2-2 P3	0-1 G4-3		5	0	1	0	0	0	5												
<b>Reggie Sanders, R</b> OBP: 0.313, SLG: 0.458	0-0 L6		1-1 G4-3		1-1 F7		1-3 K		3-3 K	5	0	0	0	0	2	2												
<b>Matt Stairs, L</b> OBP: 0.272, SLG: 0.298 <b>Craig Wilson, R</b> OBP: 0.343, SLG: 0.429		3-1 2 G6-3 1B		1-0 F9		3-1 HR	3-2 FC5-4 1B		0-0 G4-3	3	2	2	1	0	0	0												
<b>2 Jack Wilson, R</b> OBP: 0.295, SLG: 0.355		1-0 G6-3 1B		1-2 G1-3		0-3 K	1-2 FC5-4 1B		0-0 1B	5	0	1	0	0	1	3												
<b>Jeff Reboulet, R</b> OBP: 0.356, SLG: 0.342		2-1 G4-3 18 1B 2B		1-3 K		1-1 FC6-4 1B		2-3 K	2-1 L4	5	1	2	1	0	2	1												
<b>Inning Stats</b>	R: 2 E: 0 K: 1 S: 9	H: 3 LOB: 1 BB: 0 P: 13	R: 3 E: 1 K: 0 S: 13	H: 4 LOB: 2 BB: 0 P: 23	R: 0 E: 0 K: 0 S: 6	H: 0 LOB: 1 BB: 0 P: 9	R: 0 E: 0 K: 1 S: 10	H: 1 LOB: 1 BB: 0 P: 12	R: 0 E: 0 K: 0 S: 5	H: 0 LOB: 0 BB: 0 P: 6	R: 1 E: 0 K: 1 S: 9	H: 2 LOB: 1 BB: 0 P: 15	R: 1 E: 0 K: 1 S: 16	H: 3 LOB: 2 BB: 0 P: 25	R: 1 E: 1 K: 1 S: 16	H: 0 LOB: 2 BB: 1 P: 25	R: 0 E: 0 K: 1 S: 7	H: 1 LOB: 1 BB: 0 P: 12	1B: 9 2B: 2 3B: 0 HR: 3	SF: 1 SAC: 0 DP: 0 HBP: 1	WP: 0 PB: 0 SB: 0 CS: 0	PA: 45						
<b>PITCHER</b>	IP	WLS	BF	H	R	ER	SO	BB	IBB	HBP	BLK	WP	HR	S	P	ERA	WHIP											
<b>Cory Lidle, R</b> ERA: 5.07	(1, 1)	6.0	W	31	12	7	6	3	0	0	0	0	0	3	55	83	9.00	2.000										
<b>Trever Miller, L</b> ERA: 4.98	(7, 1)	0.2		2	0	0	0	1	0	0	0	0	0	6	9	0.00	0.000											
<b>Jeff Tam, R</b> ERA: 6.0	(7, 1)	0.1		2	1	0	0	0	0	0	0	0	0	7	11	0.00	3.000											
<b>Aquilino Lopez, R</b> ERA: 3.62	(8, 1)	1.0		6	0	1	0	1	1	0	1	0	0	16	25	0.00	1.000											
<b>Cliff Politte, R</b> ERA: 6.0	(9, 1)	1.0		4	1	0	0	1	0	0	0	0	0	7	12	0.00	1.000											
Batter	1	2	3	4	5	6	7	8	9	AB	R	H	RBI	BB	SO	LOB	BOTTOM											
<b>3 Reed Johnson, R</b> OBP: 0.341, SLG: 0.395	1-0 FC3-6 1B	1-1 FC5-4 10 G3 1B HR	1-2 F9		2-2 HR 1B	0-1 E5 G6-4-3		3-1 G5-3		6	2	2	0	0	0	4												
<b>Frank Catalanotto, L</b> OBP: 0.374, SLG: 0.540	2-1 FC3-6 1B	0-1 10 G3 1B HR	1-1 10 1B		0-0 HR 1B	1-2 G6-4-3		1-0 G4-3		6	3	3	3	0	0	3												
<b>10 Vernon Wells, R</b> OBP: 0.336, SLG: 0.542	1-2 P3	2-2 G3	1-1 BB 1B		0-0 F8	1-2 BB		1-2 E6 1B		5	0	2	1	1	0	3												
<b>Carlos Delgado, L</b> OBP: 0.442, SLG: 0.664	4-2 BB 1B BB	0-0 HR	4-0 BB		1-2 G5-3	0-0 F7		0-0 G4-3		4	2	1	3	2	0	3												
<b>Greg Myers, L</b> OBP: 0.441, SLG: 0.564	4-1 BB 1B BB	2-0 F7	1-2 G4-3		2-1 E1 1B		0-0 PB 1B			4	1	1	0	1	0	3												
<b>Josh Phelps, R</b> OBP: 0.359, SLG: 0.452	1-2 BB 1B		3-2 HR		3-2 L4	0-2 1B		3-2 G6-3		5	1	3	3	0	0	1												
<b>Orlando Hudson, S</b> OBP: 0.339, SLG: 0.397	4-0 BB		1-2 HR		1-1 F8	1-0 F8		1-3 K		4	1	1	1	1	1	3												
<b>Chris Woodward, R</b> OBP: 0.330, SLG: 0.393	0-3 K		0-0 F8		1-0 F8		0-0 G6-4-3 1B	3-2 1B		5	1	2	1	0	1	3												
<b>Howie Clark, L</b> OBP: 0.632, SLG: 0.667 <b>Mike Bordick, R</b> OBP: 0.313, SLG: 0.402		0-1 FC5-4 1B	0-1 1B 3 WP 10 1B		1-1 HR	0-2 G6-4-3 1B		0-1 G1-6-3		4	2	4	0	0	0	0												
<b>Inning Stats</b>	R: 2 E: 0 K: 1 S: 16	H: 2 LOB: 3 BB: 3 P: 33	R: 3 E: 0 K: 0 S: 11	H: 3 LOB: 0 BB: 0 P: 16	R: 3 E: 0 K: 0 S: 20	H: 5 LOB: 3 BB: 1 P: 32	R: 0 E: 0 K: 0 S: 6	H: 0 LOB: 0 BB: 0 P: 11	R: 3 E: 1 K: 0 S: 17	H: 4 LOB: 2 BB: 0 P: 24	R: 1 E: 1 K: 0 S: 14	H: 2 LOB: 1 BB: 1 P: 19	R: 1 E: 0 K: 1 S: 12	H: 2 LOB: 1 BB: 0 P: 19	R: 0 E: 1 K: 0 S: 7	H: 1 LOB: 1 BB: 0 P: 12	1B: 15 2B: 0 3B: 0 HR: 4	SF: 0 SAC: 0 DP: 1 HBP: 0	WP: 1 PB: 1 SB: 0 CS: 0	PA: 49								
<b>PITCHER</b>	IP	WLS	BF	H	R	ER	SO	BB	IBB	HBP	BLK	WP	HR	S	P	ERA	WHIP											
<b>Kris Benson, R</b> ERA: 5.0	(1, 1)	2.1	L	18	8	4	8	1	3	0	0	0	1	1	40	60	10.12	3.375										
<b>Brian Meadows, R</b> ERA: 5.92	(3, 1)	2.2		19	8	4	3	0	1	0	0	0	1	1	40	60	10.12	3.375										
<b>Joe Beimel, L</b> ERA: 3.18	(6, 1)	1.0		4	1	1	1	0	1	0	0	0	0	9	14	9.00	2.000											
<b>16 Salomon Torres, R</b> ERA: 4.17	(7, 1)	1.0		4	1	0	0	1	0	0	0	0	0	11	18	0.00	1.000											
<b>Julian Tavares, R</b> ERA: 5.13	(8, 1)	1.0		4	1	0	0	0	0	0	0	0	0	7	12	0.00	1.000											

Pittsburgh Pirates @ Toronto Blue Jays  
SkyDome, Toronto, ON  
Tue Jun 10 2003, 7:05 PM EDT  
Att: 14,090 - Dome - 72 F

AB 42  
R 8  
H 14  
RBI 7  
BB 1  
SO 6  
LOB 16



Pittsburgh Pirates @ Toronto Blue Jays  
SkyDome, Toronto, ON  
Tue Jun 10 2003, 7:05 PM EDT  
Att: 14,090 - Dome - 72 F

AB 44  
R 13  
H 19  
RBI 12  
BB 5  
SO 2  
LOB 24





Batter	1	2	3	4	5	6	7	8	9	AB	R	H	RBI	BB	SO	LOB	TOP										
Abraham Nunez, S OBP: 0.289, SLG: 0.245			G4-3				G1-3		G4-3	5	0	1	1	0	1	1	<b>Pittsburgh Pirates @ Toronto Blue Jays</b> SkyDome, Toronto, ON Wed Jun 11 2003, 7:05 PM EDT Att: 32,036 - Sunny - 73 F										
18 Jason Kendall, R OBP: 0.385, SLG: 0.392			G3					FC6-4	HR	3	2	3	0	2	0	0											
Brian Giles, L OBP: 0.457, SLG: 0.543			G3					FC6-4	HR	5	1	1	4	0	1	4											
Aramis Ramirez, R OBP: 0.352, SLG: 0.419			K						HR	5	0	3	0	0	2	0											
Randall Simon, L OBP: 0.300, SLG: 0.423	G3-1			G6-3			G1-3		P4	5	0	0	0	0	5												
Craig Wilson, R OBP: 0.340, SLG: 0.420		K		K						4	0	1	0	0	3	2											
Matt Stairs, L OBP: 0.281, SLG: 0.318				G1-3			G3		1B	4	1	2	0	0	1												
2 Jack Wilson, R OBP: 0.290, SLG: 0.349		F9					G6-3		F7	4	0	0	0	0	2												
Adam Hyzdu, R OBP: 0.233, SLG: 0.269		K					L5		HR	4	1	1	0	0	2	1											
<b>Inning Stats</b>	R: 0 H: 1 E: 0 K: 2 S: 12	H: 1 LOB: 2 BB: 1 P: 18	R: 0 H: 1 E: 0 K: 2 S: 12	LOB: 1 BB: 0 P: 19	R: 1 H: 1 E: 0 K: 1 S: 7	LOB: 0 BB: 0 P: 10	R: 0 H: 0 E: 0 K: 1 S: 7	LOB: 0 BB: 0 P: 13	R: 0 H: 2 E: 0 K: 0 S: 14	LOB: 2 BB: 0 P: 23	R: 0 H: 1 E: 0 K: 1 S: 8	LOB: 1 BB: 0 P: 11	R: 0 H: 0 E: 0 K: 1 S: 6	LOB: 0 BB: 0 P: 10	R: 0 H: 2 E: 0 K: 1 S: 13	LOB: 2 BB: 0 P: 16		R: 4 H: 4 E: 0 K: 0 S: 20	LOB: 1 BB: 1 P: 32	1B: 9 2B: 1 3B: 1 HR: 1	SF: 0 SAC: 0 DP: 0 HBP: 0	WP: 0 PA: 41 PB: 0 SB: 0 CS: 0					
<b>PITCHER</b>	IP	WLS	BF	H	R	ER	SO	BB	IBB	HBP	BLK	WP	HR	S	P	ERA	WHIP										
32 Roy Halladay, R ERA: 3.91	8.0	W	33	8	1	1	9	1	0	0	0	0	0	79	120	1.12	1.125										
Tanyon Sturtze, R ERA: 5.99	0.2		5	2	3	3	0	1	0	0	0	0	0	11	19	40.50	4.500										
Trever Miller, L ERA: 5.32	0.1		3	2	1	1	0	0	0	0	0	0	1	9	13	27.00	6.000										

Batter	1	2	3	4	5	6	7	8	9	AB	R	H	RBI	BB	SO	LOB	BOTTOM										
3 Reed Johnson, R OBP: 0.344, SLG: 0.432		G5-3					G6-3	P4		5	2	2	1	0	0	3	<b>Pittsburgh Pirates @ Toronto Blue Jays</b> SkyDome, Toronto, ON Wed Jun 11 2003, 7:05 PM EDT Att: 32,036 - Sunny - 73 F										
Frank Catalanotto, L OBP: 0.372, SLG: 0.533	F7		P6				G1-4-3			3	0	0	0	0	1												
10 Vernon Wells, R OBP: 0.334, SLG: 0.537			G5-3				K			4	0	1	0	0	2	1											
Carlos Delgado, L OBP: 0.439, SLG: 0.672	SF9		F7				G1-6-3			3	1	1	2	0	0	1											
Greg Myers, L OBP: 0.436, SLG: 0.551	G4-3			G4-3				HR		3	1	0	0	1	0	1											
Josh Phelps, R OBP: 0.361, SLG: 0.450		G6-3			F8			HR		3	1	1	0	1	0	0											
Orlando Hudson, S OBP: 0.351, SLG: 0.421			HR							3	2	3	2	1	0	0											
Chris Woodward, R OBP: 0.333, SLG: 0.418			HR							4	1	2	2	0	0	3											
Dave Berg, R OBP: 0.316, SLG: 0.435		G4-3			F9					4	0	1	0	0	0	1											
<b>Inning Stats</b>	R: 1 H: 2 E: 0 K: 0 S: 10	H: 2 LOB: 1 BB: 0 P: 14	R: 2 H: 2 E: 0 K: 0 S: 13	H: 2 LOB: 0 BB: 0 P: 15	R: 0 H: 0 E: 0 K: 0 S: 7	LOB: 0 BB: 0 P: 10	R: 1 H: 2 E: 0 K: 0 S: 13	LOB: 1 BB: 0 P: 20	R: 1 H: 1 E: 0 K: 1 S: 8	LOB: 0 BB: 0 P: 13	R: 2 H: 2 E: 0 K: 0 S: 10	LOB: 2 BB: 1 P: 19	R: 0 H: 0 E: 0 K: 1 S: 8	LOB: 0 BB: 0 P: 14	R: 1 H: 2 E: 0 K: 0 S: 12	LOB: 2 BB: 2 P: 25		R: 1 H: 2 E: 0 K: 0 S: 12	LOB: 3 BB: 2 P: 25	1B: 6 2B: 1 3B: 0 HR: 4	SF: 1 SAC: 0 DP: 2 HBP: 1	WP: 0 PA: 37 PB: 0 SB: 0 CS: 0					
<b>PITCHER</b>	IP	WLS	BF	H	R	ER	SO	BB	IBB	HBP	BLK	WP	HR	S	P	ERA	WHIP										
Jeff D'Amico, R ERA: 4.63	5.0	L	25	9	7	7	1	0	1	0	0	0	0	14	24	0.00	0.000										
16 Salomon Torres, R ERA: 4.01	2.0		5	0	0	0	1	0	0	0	0	0	0	14	24	0.00	0.000										
Mike Williams, R ERA: 5.92	1.0		7	2	1	1	0	2	0	0	0	0	1	12	25	9.00	4.000										




Batter	1	2	3	4	5	6	7	8	9	AB	R	H	RBI	BB	SO	LOB	TOP										
<b>Kenny Lofton, L</b> OBP: 0.360, SLG: 0.457	4-1 BB			1-0 G4-3 1B	3-1 F8		1-0 G3			3	1	1	1	1	0	2											
<b>18 Jason Kendall, R</b> OBP: 0.385, SLG: 0.389	3-3 BB			1-0 G4-3	0-1 1B		1-2 3-H 1-1 G6-3			4	0	1	0	0	1	3											
<b>Brian Giles, L</b> OBP: 0.453, SLG: 0.532	1-0 F8			4-2 BB 1B	1-0 F7			2-2 G6-3		3	1	0	0	1	0	2											
<b>Aramis Ramirez, R</b> OBP: 0.347, SLG: 0.413		3-2 P4		1-1 P3		2-1 G5-3		2-2 P5		4	0	0	0	0	0	2											
<b>Craig Wilson, R</b> OBP: 0.336, SLG: 0.407	3-3 BB			4-2 1B BB		2-3 K		3-3 K		3	0	0	0	1	3	0											
<b>Reggie Sanders, R</b> OBP: 0.312, SLG: 0.453	1-1 F9			0-0 1B		2-0 F7			2-2 G6-3	4	0	1	2	0	0	0											
<b>Kevin Young, R</b> OBP: 0.309, SLG: 0.338				2-1 G5-3			0-1 1B G3 1B		1-1 HR	3	1	1	0	0	0	2											
<b>Matt Stairs, L</b> OBP: 0.289, SLG: 0.360				1-1 P3						1	1	1	1	0	0	0											
<b>2 Jack Wilson, R</b> OBP: 0.286, SLG: 0.344				2-2 G5-3		0-1 G6-3		2-2 P3		3	0	0	0	0	0	1											
<b>Randall Simon, L</b> OBP: 0.299, SLG: 0.421									0-0 F7	1	0	0	0	0	0	0											
<b>Jeff Reboulet, R</b> OBP: 0.367, SLG: 0.341				3-3 K		4-2 1B BB		0-1 G3 1B		3	0	1	0	1	1	0											
<b>Inning Stats</b>	R: 0 E: 0 K: 1 S: 5	H: 0 LOB: 0 BB: 1 P: 13	R: 0 E: 0 K: 1 S: 9	H: 0 LOB: 0 BB: 0 P: 16	R: 0 E: 0 K: 1 S: 8	H: 0 LOB: 0 BB: 0 P: 15	R: 2 E: 0 K: 0 S: 14	H: 2 LOB: 2 BB: 2 P: 26	R: 0 E: 0 K: 1 S: 9	H: 1 LOB: 2 BB: 1 P: 17	R: 0 E: 0 K: 1 S: 6	H: 0 LOB: 0 BB: 0 P: 12	R: 1 E: 0 K: 0 S: 11	H: 2 LOB: 1 BB: 0 P: 15	R: 0 E: 0 K: 1 S: 10	H: 0 LOB: 0 BB: 0 P: 17	R: 1 E: 0 K: 0 S: 7	H: 1 LOB: 0 BB: 0 P: 10	1B: 4 2B: 2 3B: 0 HR: 1	SF: 0 SAC: 0 DP: 1 HBP: 0	WP: 0 PB: 0 SB: 0 CS: 1	PA: 36					
<b>PITCHER</b>	IP	WLS	BF	H	R	ER	SO	BB	IBB	HBP	BLK	WP	HR	S	P	ERA	WHIP										
<b>Mark Hendrickson, L</b> ERA: 5.72	6.0	W	24	3	2	2	4	4	0	0	0	0	0	8	10	3.00	1.167										
<b>Jeff Tam, R</b> ERA: 6.21	0.1	H	3	2	1	1	0	0	0	0	0	0	0	1	2	0.00	0.000										
<b>Trevor Miller, L</b> ERA: 5.24	0.1	H	1	0	0	0	0	0	0	0	0	0	0	1	2	0.00	0.000										
<b>Aquilino Lopez, R</b> ERA: 3.45	1.1	H	4	0	0	0	1	0	0	0	0	0	0	12	20	0.00	0.000										
<b>Cliff Poitte, R</b> ERA: 6.11	1.0	S	4	1	1	1	0	0	0	0	0	0	1	7	10	9.00	1.000										

**Pittsburgh Pirates @ Toronto Blue Jays**  
**SkyDome, Toronto, ON**  
Thu Jun 12 2003, 7:05 PM EDT  
Att: 15,015 - Dome - 72 F

livebaseballscorecards.com

AB	32
R	4
H	6
RBI	4
BB	4
SO	5
LOB	12




Batter	1	2	3	4	5	6	7	8	9	AB	R	H	RBI	BB	SO	LOB	BOTTOM										
<b>Howie Clark, L</b> OBP: 0.591, SLG: 0.600	1-1 1B HBP				3-1 F8		2-1 SF7			2	1	0	0	0	0	0											
<b>3 Reed Johnson, R</b> OBP: 0.341, SLG: 0.432							3-H 2-2 G1-3			4	1	2	0	0	0	0											
<b>Frank Catalanotto, L</b> OBP: 0.374, SLG: 0.533	0-1 1B				3-2 1B					4	1	2	0	0	0	0											
<b>10 Vernon Wells, R</b> OBP: 0.333, SLG: 0.533	0-1 1B			2-3 K		1-2 SAFE G5-3		0-0 P3		4	1	1	0	0	1	1											
<b>Carlos Delgado, L</b> OBP: 0.440, SLG: 0.668	0-0 1B			2-1 G6-3		3-0 G4-3		3-2 HBP		3	0	1	2	0	0	0											
<b>Tom Wilson, R</b> OBP: 0.358, SLG: 0.492	0-3 K			3-2 F8		2-2 HR		3-2 F8-6-4-3		4	1	1	1	0	1	3											
<b>Greg Myers, L</b> OBP: 0.434, SLG: 0.543	4-2 1B				2-0 F8		0-3 K			2	0	0	0	1	1	0											
<b>Orlando Hudson, S</b> OBP: 0.351, SLG: 0.420	2-0 1B				2-2 G4-3		1-3 K			3	0	1	1	0	1	0											
<b>Chris Woodward, R</b> OBP: 0.333, SLG: 0.422	1-0 G3-6-1				2-1 G6-3			1-0 G4-3 3 SF7 2B		3	1	1	0	0	0	3											
<b>Mike Bordick, R</b> OBP: 0.305, SLG: 0.391		2-0 F9			1-1 L9			1-1 G4-3		3	0	0	0	0	0	1											
<b>Inning Stats</b>	R: 3 E: 0 K: 1 S: 13	H: 4 LOB: 2 BB: 1 P: 21	R: 0 E: 0 K: 0 S: 4	H: 0 LOB: 0 BB: 0 P: 8	R: 0 E: 0 K: 1 S: 10	H: 0 LOB: 0 BB: 0 P: 17	R: 0 E: 0 K: 0 S: 6	H: 0 LOB: 0 BB: 0 P: 12	R: 0 E: 0 K: 0 S: 10	H: 1 LOB: 1 BB: 0 P: 18	R: 1 E: 0 K: 2 S: 10	H: 1 LOB: 0 BB: 0 P: 16	R: 1 E: 0 K: 0 S: 8	H: 1 LOB: 0 BB: 0 P: 14	R: 0 E: 0 K: 0 S: 7	H: 0 LOB: 0 BB: 0 P: 13	1B: 5 2B: 2 3B: 0 HR: 1	SF: 1 SAC: 0 DP: 2 HBP: 2	WP: 0 PB: 0 SB: 0 CS: 0	PA: 32							
<b>PITCHER</b>	IP	WLS	BF	H	R	ER	SO	BB	IBB	HBP	BLK	WP	HR	S	P	ERA	WHIP										
<b>Jeff Suppan, R</b> ERA: 4.31	6.1	L	27	7	5	5	4	1	0	1	0	0	0	56	97	7.11	1.263										
<b>Joe Bernier, L</b> ERA: 3.1	0.2		2	0	0	0	0	0	0	0	0	0	0	5	9	0.00	0.000										
<b>Brian Boehringer, R</b> ERA: 6.61	1.0		3	0	0	0	0	0	0	1	0	0	0	7	13	0.00	0.000										

**Pittsburgh Pirates @ Toronto Blue Jays**  
**SkyDome, Toronto, ON**  
Thu Jun 12 2003, 7:05 PM EDT  
Att: 15,015 - Dome - 72 F

livebaseballscorecards.com

AB	28
R	5
H	7
RBI	5
BB	1
SO	4
LOB	8





Batter	1	2	3	4	5	6	7	8	9	AB	R	H	RBI	BB	SO	LOB	TOP										
<b>Kenny Lofton, L</b> OBP: 0.360, SLG: 0.453 (1, 8)	4-2 WP 18 S BB		1-2 G4-6-3 HBP		1-1 SF8 2H		0-1 F8		1-2 G1-3	2	0	0	1	1	0	1											
<b>18 Jason Kendall, R</b> OBP: 0.385, SLG: 0.386 (1, 2)	2-1 HBP		1-0 P3		1-1 F8			4-1 BB BB		2	0	0	0	1	0	1											
<b>Brian Giles, L</b> OBP: 0.448, SLG: 0.521 (1, 7)	0-0 F7		2-1 G4-6-3 1-2			3-2 G6-3		4-2 BB BB		3	0	0	0	1	0	3											
<b>Aramis Ramirez, R</b> OBP: 0.349, SLG: 0.409 (1, 5)	0-3 K			4-2 G4-6-3 BB		1-0 WP G3 HBP		1-3 K		2	0	0	0	1	2	4											
<b>Randall Simon, L</b> OBP: 0.293, SLG: 0.413 (1, 3)	1-1 G5-3			1-1 G4-6-3 1-2		0-0 G3		0-2 F7		4	0	0	0	0	0	6											
<b>Matt Stairs, L</b> OBP: 0.307, SLG: 0.356 (1, 10)		4-2 BB		4-2 BB		1-1 G6-3		4-2 BB		1	0	0	0	3	0	1											
<b>Reggie Sanders, R</b> OBP: 0.311, SLG: 0.445 (1, 9)		0-0 F9		0-0 G5-3			4-2 WP SH1-3 BB	2-1 F9		3	0	0	0	1	0	5											
<b>2 Jack Wilson, R</b> OBP: 0.287, SLG: 0.344 (1, 6)		1-0 F7			2-2 WP SF8 G6-3 1B		0-0 SH1-3		2-3 K	3	1	1	0	0	1	1											
<b>Abraham Nunez, S</b> OBP: 0.280, SLG: 0.237 (1, 4)		2-2 G4-3			0-1 G6-3		2-3 K	3-2 G3		4	0	0	0	0	1	3											
<b>Inning Stats</b>	R: 0 E: 0 K: 1 S: 9	H: 0 LOB: 2 BB: 1 P: 16	R: 0 E: 0 K: 0 S: 7	H: 0 LOB: 1 BB: 1 P: 14	R: 0 E: 0 K: 0 S: 5	H: 0 LOB: 0 BB: 0 P: 9	R: 0 E: 0 K: 0 S: 10	H: 0 LOB: 2 BB: 2 P: 19	R: 1 E: 0 K: 0 S: 9	H: 1 LOB: 0 BB: 0 P: 13	R: 0 E: 0 K: 0 S: 6	H: 0 LOB: 1 BB: 0 P: 11	R: 0 E: 0 K: 1 S: 8	H: 0 LOB: 1 BB: 1 P: 14	R: 0 E: 0 K: 1 S: 14	H: 0 LOB: 3 BB: 3 P: 29	R: 0 E: 0 K: 1 S: 10	H: 0 LOB: 0 BB: 0 P: 16	1B: 1 2B: 0 3B: 0 HR: 0	SF: 1 SAC: 1 DP: 2 HBP: 3	WP: 4 PB: 0 SB: 1 CS: 1	PA: 37					
<b>PITCHER</b>	IP	WLS	BF	H	R	ER	SO	BB	IBB	HBP	BLK	WP	HR	S	P	ERA	WHIP										
<b>Victor Zambrano, R</b> ERA: 4.38	7.0	W	28	1	1	1	2	5	0	3	0	4	0	54	96	1.29	0.857										
<b>Travis Harper, R</b> ERA: 4.09	0.0		2	0	0	0	0	2	0	0	0	0	0	4	12	∞	∞										
<b>Jesus Colome, R</b> ERA: 3.47	1.0	H	4	0	0	0	1	1	0	0	0	0	0	10	17	0.00	1.000										
<b>Al Levine, R</b> ERA: 1.89	1.0		3	0	0	0	1	0	0	0	0	0	0	10	16	0.00	0.000										

**Pittsburgh Pirates @ Tampa Bay Devil Rays**  
Tropicana Field, St. Petersburg, FL  
Fri Jun 13 2003, 7:15 PM EDT  
Att. 9,487 - Dome - 72 F

AB 24  
R 1  
H 1  
RBI 1  
BB 8  
SO 4  
LOB 25



Batter	1	2	3	4	5	6	7	8	9	AB	R	H	RBI	BB	SO	LOB	BOTTOM										
<b>Jason Tyner, L</b> OBP: 0.435, SLG: 0.488 (1, 7)	1-1 G5-3			0-0 G3 1B	0-0 G6-4-3 1-2		0-1 G4-3	4-1 BB BB		4	0	1	0	1	0	3											
<b>Ben Grievie, L</b> OBP: 0.383, SLG: 0.380 (1, 10)	1-1 G6-3			3-2 G3 1-2		0-0 G3-1	3-2 G3-1	4-1 BB BB		4	0	1	1	1	0	1											
<b>5 Rocco Baldelli, R</b> OBP: 0.355, SLG: 0.482	2-1 G5-3			3-2 G5-3		0-1 1B 3B	0-3 K	1-3 K		5	1	1	0	0	2	4											
<b>13 Carl Crawford, L</b> OBP: 0.302, SLG: 0.328 (9, 8)										0	0	0	0	0	0	0											
<b>Aubrey Huff, L</b> OBP: 0.362, SLG: 0.559 (1, 9)		1-0 G4-3		4-0 IBB		4-0 E 1B IBB		2-2 P6		2	0	0	0	2	0	0											
<b>Travis Lee, L</b> OBP: 0.332, SLG: 0.412 (1, 3)		2-2 P4		1-2 G4-3		1-1 E1		2-1 HR 3B		4	1	2	1	0	0	2											
<b>Toby Hall, R</b> OBP: 0.318, SLG: 0.387 (1, 2)		0-1 G4-3				1-1 G6-3		4-0 HR IBB		3	1	0	0	1	0	2											
<b>Marlon Anderson, L</b> OBP: 0.316, SLG: 0.333 (1, 4)				0-0 G4-3		3-1 2B FC5 1B		4-2 HR BB		3	2	1	0	1	1	2											
<b>Damian Rolls, R</b> OBP: 0.333, SLG: 0.265 (8, PH)				0-1 G5-3				2-3 K		2	1	1	0	1	0	0											
<b>Al Martin, L</b> OBP: 0.319, SLG: 0.341										1	0	0	0	0	1	3											
<b>Terry Shumpert, R</b> OBP: 0.300, SLG: 0.415 (9, 5)										0	0	0	0	0	0	0											
<b>Julio Lugo, R</b> OBP: 0.326, SLG: 0.336 (1, 6)				3-2 F9		2-2 FC5 G6-4-3 3H		1-0 HR		3	1	1	5	0	0	1											
<b>Inning Stats</b>	R: 0 E: 0 K: 0 S: 6	H: 0 LOB: 0 BB: 0 P: 10	R: 0 E: 0 K: 0 S: 7	H: 0 LOB: 0 BB: 0 P: 10	R: 0 E: 0 K: 0 S: 6	H: 0 LOB: 0 BB: 0 P: 9	R: 0 E: 0 K: 0 S: 12	H: 1 LOB: 2 BB: 1 P: 22	R: 1 E: 0 K: 0 S: 11	H: 2 LOB: 1 BB: 0 P: 17	R: 1 E: 1 K: 1 S: 10	H: 2 LOB: 2 BB: 1 P: 17	R: 1 E: 0 K: 1 S: 11	H: 1 LOB: 1 BB: 1 P: 18	R: 4 E: 0 K: 2 S: 23	H: 2 LOB: 2 BB: 4 P: 46	R: 0 E: 0 K: 0 S: 0	H: 0 LOB: 0 BB: 0 P: 0	1B: 4 2B: 1 3B: 2 HR: 1	SF: 0 SAC: 1 DP: 1 HBP: 0	WP: 0 PB: 0 SB: 0 CS: 0	PA: 39					
<b>PITCHER</b>	IP	WLS	BF	H	R	ER	SO	BB	IBB	HBP	BLK	WP	HR	S	P	ERA	WHIP										
<b>Kip Wells, R</b> ERA: 3.63	7.0	L	30	6	3	3	2	1	2	0	0	0	0	63	103	3.86	1.000										
<b>Scott Sauerbeck, L</b> ERA: 4.68	0.1		4	1	3	3	0	1	1	0	0	0	0	8	19	81.00	6.000										
<b>Brian Boehringer, R</b> ERA: 6.75	0.2		5	1	1	1	2	2	0	0	0	0	1	15	27	13.50	4.500										

**Pittsburgh Pirates @ Tampa Bay Devil Rays**  
Tropicana Field, St. Petersburg, FL  
Fri Jun 13 2003, 7:15 PM EDT  
Att. 9,487 - Dome - 72 F

AB 31  
R 7  
H 8  
RBI 7  
BB 7  
SO 4  
LOB 18





Batter	1	2	3	4	5	6	7	8	9	AB	R	H	RBI	BB	SO	LOB	TOP								
18 Jason Kendall, R OBP: 0.388, SLG: 0.387 Craig Wilson, R OBP: 0.336, SLG: 0.415	G6-3		E 1B	SF7 HBP 2B		FC5-2-6-2		K	1B 2B	2	2	1	1	0	0	0	<b>Pittsburgh Pirates @ Tampa Bay Devil Rays</b> Tropicana Field, St. Petersburg, FL Sat Jun 14 2003, 6:15 PM EDT Att: 14,063 - Dome - 72 F <a href="http://livebaseballscorecards.com">livebaseballscorecards.com</a>								
2 Jack Wilson, R OBP: 0.296, SLG: 0.366	P4		E 2B	E 2B			F7	1B 2B	6	1	4	3	0	0	1										
Brian Giles, L OBP: 0.450, SLG: 0.517	F7		E IBB	SF7		G4-3		BB BB	3	1	1	2	2	0	1										
Aramis Ramirez, R OBP: 0.353, SLG: 0.425		F8	E6 2B	F7			HR	FC6-4 BB	5	1	2	4	1	0	3										
Randall Simon, L OBP: 0.292, SLG: 0.410 Kevin Young, R OBP: 0.305, SLG: 0.333	G4-3	G6-3		G4-3		G4-6-3 1B	FC6-4		4	0	1	0	0	0	1										
Matt Stairs, L OBP: 0.302, SLG: 0.340				K	P5	G4-6-3 1B		K	4	0	0	0	1	2	1										
Reggie Sanders, R OBP: 0.313, SLG: 0.449	K		BB 18 HBP 1B	G5-3				G6-3	5	1	2	0	0	1	1										
Adam Hyzdu, R OBP: 0.286, SLG: 0.333			G6-3	18 HBP 2B BB		3B 1B		1B 2B	4	3	2	0	1	1	1										
Jeff Reboulet, R OBP: 0.407, SLG: 0.422			P3	18 HBP 2B BB		3B		1B 2B	4	2	3	1	1	0	0										
<b>Inning Stats</b>	R: 0 E: 0 K: 0 S: 6	H: 0 LOB: 0 BB: 0 P: 8	R: 0 E: 0 K: 1 S: 7	H: 0 LOB: 1 BB: 1 P: 16	R: 3 E: 1 K: 0 S: 15	H: 3 LOB: 1 BB: 1 P: 23	R: 4 E: 0 K: 1 S: 16	H: 2 LOB: 1 BB: 2 P: 29	R: 0 E: 0 K: 0 S: 7	H: 0 LOB: 0 BB: 0 P: 13	R: 1 E: 0 K: 0 S: 12	H: 3 LOB: 1 BB: 0 P: 19	R: 1 E: 0 K: 1 S: 7	H: 3 LOB: 1 BB: 0 P: 10	R: 0 E: 0 K: 1 S: 11	H: 1 LOB: 3 BB: 2 P: 24		R: 3 E: 0 K: 1 S: 19	H: 5 LOB: 2 BB: 0 P: 28	1B: 8 2B: 8 3B: 1 HR: 1	SF: 1 SAC: 0 DP: 2 HBP: 1	WP: 0 PB: 0 CS: 0	PA: 49		
<b>PITCHER</b>	IP	WLS	BF	H	R	ER	SO	BB	IBB	HBP	BLK	WP	HR	S	P	ERA	WHIP								
Rob Bell, R ERA: 16.2	3.1	L	18	4	6	6	2	3	1	0	0	0	0	39	67	16.20	2.100								
Jorge Sosa, R ERA: 5.18	1.2		7	1	1	1	0	0	0	1	0	0	0	12	22	5.40	0.600								
Steve Parris, R ERA: 5.83	2.0		10	6	2	2	1	0	0	0	0	0	1	19	29	9.00	3.000								
Al Levine, R ERA: 1.65	0.2		5	1	0	0	1	2	0	0	0	0	0	10	21	0.00	4.500								
Mike Venafro, L ERA: 4.5	1.1		9	5	3	3	1	0	0	0	0	0	0	20	31	20.25	3.750								

Batter	1	2	3	4	5	6	7	8	9	AB	R	H	RBI	BB	SO	LOB	BOTTOM								
Jason Tyner, L OBP: 0.451, SLG: 0.522	1B FC4-6		G4-3				F8		BB 1B FC3-6	5	2	3	1	0	0	0	<b>Pittsburgh Pirates @ Tampa Bay Devil Rays</b> Tropicana Field, St. Petersburg, FL Sat Jun 14 2003, 6:15 PM EDT Att: 14,063 - Dome - 72 F <a href="http://livebaseballscorecards.com">livebaseballscorecards.com</a>								
Damian Rolis, R OBP: 0.318, SLG: 0.256	P4		G4-3		G1-3		G4-3		FC3-6 BB 1B	5	1	1	0	0	2										
Aubrey Huff, L OBP: 0.366, SLG: 0.558	FC4-6 1B		G4-3		F8			FC5-4 1B	4	0	2	1	1	0	1										
Travis Lee, L OBP: 0.329, SLG: 0.407	FC4-6 BB			F8		1B 2B 1B		F8	5	2	1	2	0	0	4										
Ben Grieve, L OBP: 0.392, SLG: 0.385	FC6 BB		G4-3		G4-3		1B 2B 1B	K	4	1	2	1	1	1	1										
Marlon Anderson, L OBP: 0.317, SLG: 0.332 Terry Shumpert, R OBP: 0.317, SLG: 0.436	FC6			FC5-4 HBP		2B		FC5-4	1	0	0	0	0	0	2										
Julio Lugo, R OBP: 0.328, SLG: 0.350			K		FC5-4		K		5	1	2	2	0	2	2										
Javier Valentin, S OBP: 0.243, SLG: 0.328 5 Rocco Baldelli, R OBP: 0.357, SLG: 0.462	F7				G6-3		F9		4	1	1	0	0	0	1										
13 Carl Crawford, L OBP: 0.300, SLG: 0.331	F8						G4-3		4	1	1	1	0	0	3										
<b>Inning Stats</b>	R: 1 E: 0 K: 0 S: 14	H: 2 LOB: 2 BB: 1 P: 21	R: 0 E: 0 K: 1 S: 7	H: 0 LOB: 0 BB: 0 P: 10	R: 0 E: 0 K: 0 S: 5	H: 0 LOB: 0 BB: 0 P: 7	R: 0 E: 0 K: 0 S: 4	H: 0 LOB: 1 BB: 0 P: 9	R: 1 E: 0 K: 0 S: 7	H: 2 LOB: 1 BB: 0 P: 9	R: 1 E: 0 K: 0 S: 10	H: 3 LOB: 1 BB: 0 P: 13	R: 0 E: 0 K: 1 S: 5	H: 0 LOB: 0 BB: 0 P: 7	R: 0 E: 0 K: 1 S: 8	H: 1 LOB: 1 BB: 0 P: 16		R: 6 E: 0 K: 0 S: 23	H: 6 LOB: 3 BB: 3 P: 44	1B: 9 2B: 5 3B: 0 HR: 0	SF: 1 SAC: 0 DP: 0 HBP: 1	WP: 0 PB: 0 CS: 0	PA: 45		
<b>PITCHER</b>	IP	WLS	BF	H	R	ER	SO	BB	IBB	HBP	BLK	WP	HR	S	P	ERA	WHIP								
Josh Fogg, R ERA: 4.56	8.1	W	38	12	7	7	3	1	0	1	0	0	0	69	106	7.56	1.560								
Scott Sauerbeck, L ERA: 5.33	0.1		5	2	2	2	0	2	0	0	0	0	0	10	22	54.00	12.000								
Mike Williams, R ERA: 5.84	0.1	S	2	0	0	0	0	1	0	0	0	0	0	4	8	0.00	3.000								



Batter	1	2	3	4	5	6	7	8	9	AB	R	H	RBI	BB	SO	LOB	TOP					
18 Jason Kendall, R OBP: 0.384, SLG: 0.383	G5-3			K		G3-1	F8	E9		5	1	1	2	0	1	2	<b>Pittsburgh Pirates @ Tampa Bay Devil Rays</b> Tropicana Field, St. Petersburg, FL Sun Jun 15 2003, 1:15 PM EDT Att: 13,943 - Dome - 72 F					
2 Jack Wilson, R OBP: 0.302, SLG: 0.379	G5-3			K						5	1	3	3	0	1	0						
Brian Giles, L OBP: 0.448, SLG: 0.507	G4-3				BB					3	1	0	0	2	0	2						
Aramis Ramirez, R OBP: 0.350, SLG: 0.425		G6-3			P3					5	1	1	2	0	1	2						
Randall Simon, L OBP: 0.292, SLG: 0.407 Kevin Young, R OBP: 0.301, SLG: 0.329	F9					F7		E4		4	0	1	0	0	0	1						
Matt Stairs, L OBP: 0.316, SLG: 0.378 Craig Wilson, R OBP: 0.342, SLG: 0.421										4	1	3	1	0	1	0						
Reggie Sanders, R OBP: 0.310, SLG: 0.443										4	1	0	0	0	0	0						
Adam Hyzdu, R OBP: 0.282, SLG: 0.303										5	1	1	0	0	2	4						
Jeff Reboulet, R OBP: 0.397, SLG: 0.396										3	1	0	0	1	0	5						
										3	1	0	0	1	1	5						
<b>Inning Stats</b>	R: 0 E: 0 K: 0 S: 10	H: 0 LOB: 0 BB: 0 P: 16	R: 0 E: 0 K: 1 S: 7	H: 0 LOB: 0 BB: 0 P: 11	R: 0 E: 0 K: 0 S: 7	H: 0 LOB: 0 BB: 0 P: 12	R: 0 E: 0 K: 2 S: 9	H: 0 LOB: 1 BB: 1 P: 17	R: 0 E: 0 K: 2 S: 9	H: 2 LOB: 2 BB: 0 P: 15	R: 3 E: 0 K: 1 S: 16	H: 3 LOB: 1 BB: 1 P: 29	R: 2 E: 0 K: 1 S: 16	H: 1 LOB: 1 BB: 2 P: 29	R: 4 E: 2 K: 0 S: 16	H: 4 LOB: 1 BB: 0 P: 24	R: 0 E: 0 K: 1 S: 13	H: 1 LOB: 0 BB: 0 P: 20	1B: 6 2B: 5 3B: 0 HR: 0	SF: 0 SAC: 0 DP: 0 HBP: 0	WP: 1 PB: 0 SB: 0 CS: 0	PA: 43
<b>PITCHER</b>	IP	WLS	BF	H	R	ER	SO	BB	IBB	HBP	BLK	WP	HR	S	P	ERA	WHIP					
Jason Standridge, R ERA: 4.63	5.2		24	5	3	3	5	2	0	0	0	1	0	54	93	4.76	1.235					
Jesus Colome, R ERA: 3.82	1.1	B	7	1	2	2	2	2	0	0	0	0	0	20	36	13.50	2.250					
Al Levine, R ERA: 1.5	1.0	L	8	4	4	0	0	0	0	0	0	0	0	16	24	0.00	4.000					
Lance Carter, R ERA: 2.8	1.0		4	1	0	0	1	0	0	0	0	0	0	13	20	0.00	1.000					

AB 39  
R 9  
H 11  
RBI 8  
BB 4  
SO 8  
LOB 21



Batter	1	2	3	4	5	6	7	8	9	AB	R	H	RBI	BB	SO	LOB	BOTTOM					
Jason Tyner, L OBP: 0.429, SLG: 0.490	G3			K						5	0	1	0	0	1	1	<b>Pittsburgh Pirates @ Tampa Bay Devil Rays</b> Tropicana Field, St. Petersburg, FL Sun Jun 15 2003, 1:15 PM EDT Att: 13,943 - Dome - 72 F					
Ben Griewe, L OBP: 0.408, SLG: 0.394										3	0	2	1	1	1	2						
5 Rocco Baldelli, R OBP: 0.352, SLG: 0.455	SH2-3									4	0	0	0	0	0	6						
Aubrey Huff, L OBP: 0.370, SLG: 0.570	G6-3									5	1	3	1	0	0	1						
Travis Lee, L OBP: 0.326, SLG: 0.417										5	1	1	1	0	2	3						
Toby Hall, R OBP: 0.324, SLG: 0.383 Terry Shumpert, R OBP: 0.317, SLG: 0.436	F7									2	0	0	0	2	0	0						
Marlon Anderson, L OBP: 0.319, SLG: 0.338										0	0	0	0	0	0	0						
Damian Rolls, R OBP: 0.313, SLG: 0.256										5	1	2	0	0	0	5						
Julio Lugo, R OBP: 0.331, SLG: 0.354										4	1	1	0	0	1	1						
										4	1	2	1	0	0	0						
<b>Inning Stats</b>	R: 0 E: 0 K: 0 S: 8	H: 1 LOB: 1 BB: 0 P: 10	R: 0 E: 0 K: 1 S: 9	H: 1 LOB: 1 BB: 0 P: 13	R: 0 E: 0 K: 1 S: 12	H: 0 LOB: 1 BB: 1 P: 21	R: 4 E: 0 K: 1 S: 23	H: 6 LOB: 2 BB: 0 P: 39	R: 0 E: 0 K: 0 S: 9	H: 1 LOB: 1 BB: 1 P: 19	R: 1 E: 1 K: 0 S: 10	H: 2 LOB: 1 BB: 0 P: 13	R: 0 E: 0 K: 1 S: 8	H: 0 LOB: 1 BB: 1 P: 13	R: 0 E: 0 K: 1 S: 9	H: 0 LOB: 0 BB: 0 P: 11	R: 0 E: 0 K: 0 S: 10	H: 1 LOB: 3 BB: 0 P: 13	1B: 9 2B: 1 3B: 0 HR: 2	SF: 0 SAC: 1 DP: 2 HBP: 2	WP: 0 PB: 0 SB: 2 CS: 0	PA: 43
<b>PITCHER</b>	IP	WLS	BF	H	R	ER	SO	BB	IBB	HBP	BLK	WP	HR	S	P	ERA	WHIP					
16 Salomon Torres, R ERA: 4.42	3.1		19	8	4	4	2	1	0	0	0	0	0	14	29	0.00	1.200					
Joe Beimel, L ERA: 2.53	1.2		6	1	0	0	1	1	0	0	0	0	0	10	13	0.00	2.000					
Ryan Vogelsong, R ERA: 4.82	2.2	W	11	1	0	0	2	1	0	1	0	0	0	25	33	0.00	0.750					
Mike Williams, R ERA: 5.76	0.1	S	2	0	0	0	0	0	0	1	0	0	0	2	4	0.00	0.000					

AB 37  
R 5  
H 12  
RBI 4  
BB 3  
SO 5  
LOB 19





Batter	1	2	3	4	5	6	7	8	9	AB	R	H	RBI	BB	SO	LOB	TOP										
Endy Chavez, L (1.8) OBP: 0.282, SLG: 0.349	G6-3		G6-3			G3				4	0	1	0	0	0	1	<b>Montreal Expos @ Pittsburgh Pirates</b> PNC Park, Pittsburgh, PA Wed Jun 18 2003, 5:05 PM EDT Overcast - 72 F										
Orlando Cabrera, R (1.6) OBP: 0.368, SLG: 0.487	F8			K		F7		SF8		3	0	0	1	0	1												
Jose Vidro, S (1.4) OBP: 0.416, SLG: 0.496 52 T.J. Tucker, R (8.1) OBP: 0.143, SLG: 0.143	K			F7				F9		4	0	1	1	0	1												
Brad Wilkerson, L (1.9) OBP: 0.425, SLG: 0.531				K		F7				3	0	0	0	1	1												
Wil Cordero, R (1.3) OBP: 0.330, SLG: 0.409						G5-3				4	1	2	1	0	1												
Edwards Guzman, L (1.5) OBP: 0.394, SLG: 0.364						G5-3				4	0	1	0	0	1												
Jose Macias, S (1.7) OBP: 0.317, SLG: 0.393						G6-3				4	0	1	0	0	1												
Brian Schneider, L (1.2) OBP: 0.348, SLG: 0.456 Michael Barrett, R (8. PH) OBP: 0.216, SLG: 0.285			G6-3			G1-6-3				2	0	0	0	0	0	2											
Livan Hernandez, R (1.1) OBP: 0.172, SLG: 0.172 Anthony Ferrari, L (5.1) Dan Smith, R (5.1) Henry Mateo, S (6. PH) OBP: 0.292, SLG: 0.328 Joey Eischen, L (6.1) Rocky Biddle, R (7.1) Jamey Carroll, R (8. PH) OBP: 0.284, SLG: 0.394			G6-3							1	0	0	0	0	0	0											
<b>Inning Stats</b>	R: 0 E: 0 K: 1 S: 7	H: 0 LOB: 0 BB: 0 P: 11	R: 1 E: 0 K: 0 S: 9	H: 2 LOB: 0 BB: 0 P: 10	R: 0 E: 0 K: 0 S: 7	H: 0 LOB: 0 BB: 0 P: 10	R: 0 E: 0 K: 0 S: 7	H: 2 LOB: 1 BB: 0 P: 10	R: 1 E: 0 K: 0 S: 11	H: 2 LOB: 1 BB: 0 P: 14	R: 0 E: 0 K: 1 S: 7	H: 0 LOB: 0 BB: 0 P: 12	R: 1 E: 0 K: 2 S: 13	H: 2 LOB: 1 BB: 0 P: 23	R: 0 E: 1 K: 2 S: 11	H: 0 LOB: 2 BB: 1 P: 20		1B: 6 2B: 1 3B: 0 HR: 1	SF: 1 SAC: 0 DP: 2 HBP: 0	WP: 0 PB: 0 CS: 0	PA: 35						
<b>PITCHER</b>	IP	WLS	BF	H	R	ER	SO	BB	IBB	HBP	BLK	WP	HR	S	P	ERA	WHIP										
Jeff D'Amico, R (1.1) ERA: 4.5	6.0	W	22	6	2	2	3	0	0	0	0	0	1	48	66	3.00	1.000										
Joe Beimel, L (7.1) ERA: 3.03	2.0		8	2	1	1	2	0	0	0	0	0	0	20	35	4.50	1.000										
Scott Sauerbeck, L (9.1) ERA: 4.76	0.1	S	3	0	0	0	1	1	0	0	0	0	0	6	12	0.00	3.000										
Mike Williams, R (9.1) ERA: 5.61	0.2	S	2	0	0	0	1	0	0	0	0	0	0	5	8	0.00	0.000										

AB 33  
R 3  
H 8  
RBI 3  
BB 1  
SO 7  
LOB 14



Batter	1	2	3	4	5	6	7	8	9	AB	R	H	RBI	BB	SO	LOB	BOTTOM										
Kenny Lofton, L (1.8) OBP: 0.361, SLG: 0.468	HR		G4-3			G4-3		F8		5	1	2	1	0	0	1	<b>Montreal Expos @ Pittsburgh Pirates</b> PNC Park, Pittsburgh, PA Wed Jun 18 2003, 5:05 PM EDT Overcast - 72 F										
18 Jason Kendall, R (1.2) OBP: 0.382, SLG: 0.380	G6-3			1B		L6		G4-3		4	1	1	0	0	0	1											
Brian Giles, L (1.7) OBP: 0.449, SLG: 0.506	K			1B		HR		K		4	2	2	0	0	2	1											
Aramis Ramirez, R (1.5) OBP: 0.349, SLG: 0.434	G1-3			K		HR		L7		4	1	1	2	0	1	2											
Randall Simon, L (1.3) OBP: 0.297, SLG: 0.408 Kevin Young, R (7.3) OBP: 0.310, SLG: 0.351	G4-3			1B		1B		2B		2	1	1	1	1	0	0											
Matt Stairs, L (1.9) OBP: 0.325, SLG: 0.382 Scott Sauerbeck, R (9.1) Mike Williams, R (9.1)	K			1B		BB		K		4	0	2	1	0	2	0											
2 Jack Wilson, R (1.6) OBP: 0.302, SLG: 0.377	K			F9		1B		K		0	0	0	0	0	0	0											
Jeff Reboulet, R (1.4) OBP: 0.387, SLG: 0.385			K			F9		F7		4	0	1	0	0	1	2											
Jeff D'Amico, R (1.1) OBP: 0.150, SLG: 0.105 Reggie Sanders, R (6. PH) Joe Beimel, L (7.1) Adam Hyzdu, R (8. PH) OBP: 0.275, SLG: 0.294			K			K		HR		2	0	0	0	0	2	2											
<b>Inning Stats</b>	R: 1 E: 0 K: 1 S: 9	H: 1 LOB: 0 BB: 0 P: 14	R: 0 E: 0 K: 2 S: 10	H: 0 LOB: 0 BB: 0 P: 17	R: 0 E: 0 K: 2 S: 9	H: 0 LOB: 0 BB: 0 P: 15	R: 3 E: 0 K: 2 S: 17	H: 5 LOB: 2 BB: 0 P: 23	R: 2 E: 0 K: 0 S: 15	H: 3 LOB: 2 BB: 1 P: 28	R: 1 E: 0 K: 1 S: 16	H: 2 LOB: 1 BB: 0 P: 27	R: 0 E: 0 K: 1 S: 8	H: 1 LOB: 0 BB: 0 P: 8	R: 0 E: 0 K: 1 S: 11	H: 1 LOB: 1 BB: 0 P: 18		1B: 8 2B: 2 3B: 0 HR: 3	SF: 0 SAC: 0 DP: 0 HBP: 0	WP: 0 PB: 0 CS: 0	PA: 37						
<b>PITCHER</b>	IP	WLS	BF	H	R	ER	SO	BB	IBB	HBP	BLK	WP	HR	S	P	ERA	WHIP										
Livan Hernandez, R (1.1) ERA: 3.9	4.2	L	22	8	6	6	7	1	0	0	0	0	0	6	13	11.57	1.714										
Anthony Ferrari, L (5.1) ERA: 6.75	0.0		2	1	0	0	0	1	0	0	0	0	0	6	13	∞	∞										
Dan Smith, R (5.1) ERA: 5.19	0.1		1	0	0	0	0	0	0	0	0	0	0	2	2	0.00	0.000										
Joey Eischen, L (6.1) ERA: 2.5	1.0		5	2	1	1	1	0	0	0	0	0	1	16	27	9.00	2.000										
Rocky Biddle, R (7.1) ERA: 3.34	1.0		3	1	0	0	1	0	0	0	0	0	0	8	8	0.00	1.000										

AB 36  
R 7  
H 13  
RBI 7  
BB 1  
SO 10  
LOB 12









Batter	1	2	3	4	5	6	7	8	9	AB	R	H	RBI	BB	SO	LOB	TOP	
Endy Chavez, L (1.8) OBP: 0.286, SLG: 0.351			G4-3 (1)		G6-3 (1)		L4 (1)			5	1	3	0	0	0	0	<b>Montreal Expos @ Pittsburgh Pirates</b> PNC Park, Pittsburgh, PA Thu Jun 19 2003, 12:35 PM EDT Att: 16,050 - Overcast - 71 F	
Orlando Cabrera, R (1.6) OBP: 0.367, SLG: 0.480	G6-3 (1)		F8 (2)		P5 (1)		BB 1B SF9 (2)	P3 (2)		5	1	1	0	0	0	4		
Jose Vidro, S (1.4) OBP: 0.419, SLG: 0.496	G6-3 (2)		2B BB (2)		G6-3 (2)		SF9 BB 1B (3)	F8 (3)		4	1	2	0	1	0	3		
Wil Cordero, R (1.3) OBP: 0.330, SLG: 0.408	F8 (3)		1-3 2B (3)		G6-3 (2)		1B BB (2)		G5-3 (1)	4	0	1	1	1	0	2		
Brad Wilkerson, L (1.9) OBP: 0.417, SLG: 0.515		K (1)	K (3)		S BB (2)		SF9 (2)		HR BB (2)	2	1	0	1	2	2	2		
Edwards Guzman, L (1.5) OBP: 0.379, SLG: 0.379 Rocky Biddle, R (9.1)	1B (1)				G4-3 (1)		F9 (3)		HR (1)	4	0	2	1	0	0	2		
Jose Macias, S (1.7) OBP: 0.318, SLG: 0.415	F7 (2)				1B (2)		G5-3 (1)	P3 (3)	F8 (2)	5	0	1	0	0	0	3		
Brian Schneider, L (1.2) OBP: 0.357, SLG: 0.462	1B (1)				K (2)		P3 (2)		1B (1)	5	0	3	0	0	1	1		
Tomo Ohka, S (1.1) OBP: 0.281, SLG: 0.190 Joey Eischen, L (7.1) Julio Manon, R (7.1) Scott Stewart, R (7.1) Luis Ayala, R (7.1) Jamey Carroll, R (7.9) OBP: 0.269, SLG: 0.264 Ronald Calloway, L (9.9)	G4-3 (3)				K (3)		G1-3 (3)		F9 (3)	3	0	0	0	0	1	3		
<b>Inning Stats</b>	R: 0 E: 0 K: 0 S: 14	H: 1 LOB: 1 BB: 0 P: 22	R: 0 E: 0 K: 1 S: 11	H: 2 LOB: 2 BB: 0 P: 17	R: 0 E: 0 K: 1 S: 9	H: 1 LOB: 1 BB: 1 P: 19	R: 0 E: 0 K: 2 S: 13	H: 0 LOB: 0 BB: 0 P: 11	R: 2 E: 0 K: 0 S: 14	H: 3 LOB: 2 BB: 1 P: 24	R: 0 E: 0 K: 0 S: 8	H: 3 LOB: 2 BB: 0 P: 14	R: 2 E: 0 K: 0 S: 12	H: 2 LOB: 1 BB: 1 P: 25	1B: 12 2B: 2 3B: 0 HR: 1	SF: 1 SAC: 0 DP: 0 HBP: 0		WP: 0 PB: 0 SB: 4 CS: 1
<b>PITCHER</b>	IP WLS BF H R ER SO BB IBB HBP BLK WP HR S P ERA WHIP																	
Kip Wells, R (1.1) ERA: 3.52	5.0 24 7 1 1 4 2 0 0 0 0 0 0 63 100 1.80 1.800																	
Julian Tavarez, R (6.1) ERA: 4.94	1.0 3 0 0 0 0 0 0 0 0 0 0 0 9 11 0.00 0.000																	
16 Salomon Torres, R (7.1) ERA: 4.79	0.1 L 4 2 2 2 0 1 0 0 0 0 0 0 8 16 54.00 9.000																	
Joe Beigel, L (7.1) ERA: 2.88	1.2 8 4 0 0 0 0 0 0 0 0 0 0 14 22 0.00 2.400																	
Brian Boehringer, R (9.1) ERA: 9.0	1.0 6 2 2 2 0 1 0 0 0 0 0 1 12 25 18.00 3.000																	

AB	40
R	5
H	15
RBI	5
BB	4
SO	4
LOB	21



Batter	1	2	3	4	5	6	7	8	9	AB	R	H	RBI	BB	SO	LOB	BOTTOM	
Kenny Lofton, L (1.8) OBP: 0.349, SLG: 0.451	G6-3 (1)	G3-6 (2)			F8 (1)		P6 (1)	G4-3 (3)		5	0	0	0	0	0	1	<b>Montreal Expos @ Pittsburgh Pirates</b> PNC Park, Pittsburgh, PA Thu Jun 19 2003, 12:35 PM EDT Att: 16,050 - Overcast - 71 F	
18 Jason Kendall, R (1.2) OBP: 0.381, SLG: 0.383	G4-3 (2)		G4-3 (1)		G4-3 (2)		1B 1B (2)		K (1)	5	1	1	0	0	1	0		
Brian Giles, L (1.7) OBP: 0.459, SLG: 0.528	1B HBP BB (1)		G3-1 (2)		2B (2)		1B 1B (2)		L9 (2)	4	0	2	0	1	0	0		
Aramis Ramirez, R (1.5) OBP: 0.345, SLG: 0.424	1B HBP (1)		F8 (3)		F9 (3)		P4 (2)		P2 (3)	4	0	0	0	0	0	3		
Randall Simon, L (1.3) OBP: 0.304, SLG: 0.416	1B (1)		G6-3 (1)		F7 (1)		BB 1B (1)			4	0	2	1	0	0	0		
Matt Stairs, L (1.9) OBP: 0.331, SLG: 0.394 Reggie Sanders, R (7. PH) OBP: 0.315, SLG: 0.459 Adam Hyzdu, R (7. PR) OBP: 0.275, SLG: 0.294	G4-3 (3)				F8 (2)		F8 (2)		BB (1)	3	0	1	0	0	0	3		
2 Jack Wilson, R (1.6) OBP: 0.304, SLG: 0.377		1B G3-6 1B (1)		L3 (2)		BB 1B (1)		L5 (3)		4	1	2	0	0	0	4		
Jeff Reboulet, R (1.4) OBP: 0.418, SLG: 0.400		G3-6 1B (1)						L4 (1)		2	0	1	0	2	0	0		
Kip Wells, R (1.1) OBP: 0.289, SLG: 0.444 Julian Tavarez, L (6.1) Craig Wilson, R (6. PH) ERA: 2.79 16 Salomon Torres, R (7.1) Joe Beigel, L (7.1) Abraham Nunez, S (8. PH) OBP: 0.269, SLG: 0.264 Brian Boehringer, S (9.1)			K (1)		G4-3 (3)		K (1)		G4-3 (2)	2	0	0	0	0	0	4		
<b>Inning Stats</b>	R: 0 E: 0 K: 0 S: 12	H: 1 LOB: 3 BB: 1 P: 21	R: 1 E: 0 K: 1 S: 8	H: 2 LOB: 0 BB: 0 P: 13	R: 0 E: 0 K: 0 S: 7	H: 1 LOB: 2 BB: 1 P: 15	R: 0 E: 0 K: 1 S: 11	H: 1 LOB: 1 BB: 0 P: 20	R: 1 E: 0 K: 0 S: 19	H: 3 LOB: 3 BB: 1 P: 29	R: 0 E: 0 K: 0 S: 7	H: 0 LOB: 0 BB: 0 P: 8	R: 0 E: 0 K: 1 S: 7	H: 0 LOB: 0 BB: 0 P: 11	1B: 7 2B: 2 3B: 0 HR: 0	SF: 0 SAC: 0 DP: 1 HBP: 1		WP: 0 PB: 0 SB: 0 CS: 0
<b>PITCHER</b>	IP WLS BF H R ER SO BB IBB HBP BLK WP HR S P ERA WHIP																	
Tomo Ohka, R (1.1) ERA: 5.24	6.0 W 27 6 1 1 2 2 1 1 0 0 0 0 10 14 27.00 6.000																	
Joey Eischen, L (7.1) ERA: 2.79	0.1 H 3 2 1 1 0 0 0 0 0 0 0 0 10 14 27.00 6.000																	
Julio Manon, R (7.1) ERA: 0.93	0.1 H 2 1 0 0 0 0 0 0 0 0 0 0 3 4 0.00 3.000																	
Scott Stewart, L (7.1) ERA: 3.0	0.0 1 0 0 0 0 0 1 0 0 0 0 0 3 7 ∞ ∞																	
Luis Ayala, R (7.1) ERA: 3.18	1.1 H 4 0 0 0 0 0 0 0 0 0 0 0 10 12 0.00 0.000																	

AB	35
R	2
H	9
RBI	1
BB	4
SO	3
LOB	17









Batter	1	2	3	4	5	6	7	8	9	10	11	12	13	14	15	AB	R	H	RBI	BB	SO	LOB	TOP					
Coco Crisp, S OBP: 0.333, SLG: 0.350 (1, 7)																5	2	3	0	1	0	2						
Casey Blake, R OBP: 0.323, SLG: 0.389 Dan Miceli, R (13, 1)																5	2	1	0	1	0	7						
Jody Gerut, L OBP: 0.321, SLG: 0.517 David Riske, R (7, 1)																4	2	2	2	0	2	0						
Shane Spencer, R OBP: 0.290, SLG: 0.331 Danys Baez, R (9, 1)																0	0	0	0	0	0	0						
Zach Sorensen, S OBP: 0.154, SLG: 0.385 Milton Bradley, S OBP: 0.445, SLG: 0.537 (1, 8)																6	0	3	3	1	2	0						
Ben Broussard, L OBP: 0.325, SLG: 0.478 Josh Bard, S OBP: 0.281, SLG: 0.313 (1, 2)																6	0	1	1	0	0	0						
John McDonald, R OBP: 0.296, SLG: 0.352 Brandon Phillips, R OBP: 0.242, SLG: 0.306 37 Jake Westbrook, R OBP: 0.143, SLG: 0.100 (13, 5)																5	0	1	0	1	0	2						
Billy Traber, L Jason Boyd, R Matt Lawton, L OBP: 0.321, SLG: 0.373 (7, 9)																3	0	0	0	0	2	2						
<b>Inning Stats</b>	R: 3 E: 0 K: 1 S: 21	H: 3 LOB: 2 BB: 2 P: 37	R: 0 E: 0 K: 1 S: 8	H: 1 LOB: 0 BB: 0 P: 12	R: 0 E: 0 K: 1 S: 8	H: 0 LOB: 0 BB: 0 P: 12	R: 0 E: 0 K: 0 S: 7	H: 0 LOB: 0 BB: 0 P: 12	R: 2 E: 0 K: 0 S: 17	H: 3 LOB: 1 BB: 0 P: 22	R: 0 E: 0 K: 3 S: 10	H: 0 LOB: 0 BB: 0 P: 17	R: 0 E: 0 K: 1 S: 7	H: 0 LOB: 1 BB: 1 P: 19	R: 0 E: 0 K: 2 S: 11	H: 0 LOB: 0 BB: 0 P: 11	R: 0 E: 0 K: 1 S: 7	H: 0 LOB: 0 BB: 0 P: 11	R: 0 E: 0 K: 2 S: 11	H: 0 LOB: 2 BB: 2 P: 18	R: 0 E: 0 K: 0 S: 11	H: 0 LOB: 0 BB: 0 P: 17	R: 0 E: 0 K: 0 S: 7	H: 1 LOB: 0 BB: 0 P: 9	1B: 9 2B: 3 3B: 0 HR: 0	SF: 1 SAC: 3 DP: 1 HBP: 0	WP: 1 PB: 1 CS: 2	PA: 64
<b>PITCHER</b>	IP: 5.0 WLS: 23 BF: 23 H: 7 R: 5 ER: 3 SO: 3 BB: 3 IBB: 0 HBP: 0 BLK: 0 WP: 1 HR: 0 S: 61 P: 101 ERA: 9.00 WHIP: 2.000															<b>PITCHER</b>	IP: 1.0 WLS: 3 BF: 3 H: 1 R: 0 ER: 0 SO: 0 BB: 0 IBB: 0 HBP: 0 BLK: 0 WP: 0 HR: 0 S: 7 P: 9 ERA: 0.00 WHIP: 1.000											

**Cleveland Indians @ Pittsburgh Pirates**  
PNC Park, Pittsburgh, PA  
Sat Jun 21 2003, 7:05 PM EDT  
Att: 36,856 - Overcast - 65 F

livebaseballscorecards.com

AB	50
R	6
H	12
RBI	6
BB	8
SO	10
LOB	23




Batter	1	2	3	4	5	6	7	8	9	10	11	12	13	14	15	AB	R	H	RBI	BB	SO	LOB	BOTTOM							
Kenny Lofton, L OBP: 0.341, SLG: 0.446 18 Jason Kendall, R OBP: 0.377, SLG: 0.379 (1, 2)																7	1	1	0	1	0	6								
Brian Giles, L OBP: 0.497, SLG: 0.517 Aramis Ramirez, R OBP: 0.345, SLG: 0.448 (1, 5)																7	0	2	1	0	2	1								
Reggie Sanders, R OBP: 0.315, SLG: 0.472 Kevin Young, R OBP: 0.319, SLG: 0.342 Matt Stearns, L OBP: 0.325, SLG: 0.387 Julian Tavarez, R OBP: 0.345, SLG: 0.412 (10, 3)																7	2	3	1	0	2	3								
Jeff Reboulet, R OBP: 0.418, SLG: 0.394 Kris Benson, R Adam Hyzdu, R OBP: 0.296, SLG: 0.324 Brian Boehringer, S OBP: 0.272, SLG: 0.248 (7, 6)																7	1	2	1	0	1	2								
<b>Inning Stats</b>	R: 1 E: 0 K: 0 S: 7	H: 2 LOB: 1 BB: 0 P: 12	R: 0 E: 0 K: 1 S: 11	H: 1 LOB: 1 BB: 0 P: 14	R: 0 E: 0 K: 1 S: 6	H: 0 LOB: 0 BB: 0 P: 10	R: 0 E: 0 K: 2 S: 13	H: 0 LOB: 1 BB: 1 P: 19	R: 1 E: 0 K: 1 S: 14	H: 2 LOB: 2 BB: 0 P: 21	R: 1 E: 0 K: 1 S: 15	H: 2 LOB: 2 BB: 1 P: 28	R: 1 E: 0 K: 1 S: 12	H: 2 LOB: 2 BB: 1 P: 18	R: 1 E: 2 K: 2 S: 18	H: 1 LOB: 2 BB: 0 P: 22	R: 0 E: 0 K: 1 S: 8	H: 2 LOB: 1 BB: 0 P: 15	R: 0 E: 0 K: 0 S: 4	H: 0 LOB: 1 BB: 0 P: 8	R: 0 E: 0 K: 1 S: 9	H: 0 LOB: 0 BB: 0 P: 13	R: 0 E: 0 K: 0 S: 6	H: 1 LOB: 1 BB: 0 P: 10	R: 1 E: 0 K: 0 S: 4	H: 1 LOB: 1 BB: 1 P: 12	1B: 9 2B: 4 3B: 1 HR: 2	SF: 0 SAC: 1 DP: 1 HBP: 1	WP: 2 PB: 0 CS: 0	PA: 65
<b>PITCHER</b>	IP: 6.0 WLS: 25 BF: 25 H: 6 R: 3 ER: 3 SO: 6 BB: 1 IBB: 0 HBP: 0 BLK: 0 WP: 0 HR: 1 S: 61 P: 90 ERA: 4.50 WHIP: 1.167															<b>PITCHER</b>	IP: 2.0 WLS: 10 BF: 10 H: 2 R: 1 ER: 1 SO: 3 BB: 0 IBB: 0 HBP: 0 BLK: 0 WP: 1 HR: 0 S: 21 P: 35 ERA: 4.50 WHIP: 1.000													

**Cleveland Indians @ Pittsburgh Pirates**  
PNC Park, Pittsburgh, PA  
Sat Jun 21 2003, 7:05 PM EDT  
Att: 36,856 - Overcast - 65 F

livebaseballscorecards.com

AB	59
R	7
H	16
RBI	5
BB	4
SO	14
LOB	26










Batter	1	2	3	4	5	6	7	8	9	AB	R	H	RBI	BB	SO	LOB	TOP				
<b>Kenny Lofton, L</b> (1, 8) OBP: 0.337, SLG: 0.439	0-0 F7		2-1 F8			3-2 F7		0-0 L4		4	0	0	0	0	0	3					
<b>18 Jason Kendall, R</b> (1, 2) OBP: 0.372, SLG: 0.374	0-2 G6-3			0-1 P4		1-1 G1-3			2-1 F8	4	0	0	0	0	0	1					
<b>Brian Giles, L</b> (1, 7) OBP: 0.448, SLG: 0.497	1-0 F7			0-0 F8			2-3 K		1-0 G4-3	4	0	0	0	0	0	1	0				
<b>Aramis Ramirez, R</b> (1, 5)		1-2 G4-6-3 1B		1-2 G3		0-1 P4			4-0 BB DI	3	0	1	0	1	0	0					
<b>Matt Stairs, L</b> (1, 9) OBP: 0.328, SLG: 0.422	2-0 F9				0-2 F8		3-1 2B		2-2 G4-3	4	0	1	0	0	0	2					
<b>Carlos Rivera, L</b> (1, 3) OBP: 0.250, SLG: 0.500	1-0 G4-6-3				1-0 G3		1-1 F7			3	0	0	0	0	0	2					
<b>2 Jack Wilson, R</b> (1, 6) OBP: 0.296, SLG: 0.359			2-1 L6-3 HBP		1-1 F7			0-1 G5-3		2	0	0	0	0	0	0					
<b>Abraham Nunez, S</b> (1, 4) OBP: 0.266, SLG: 0.242			0-0 L6-3			2-3 K		0-1 G4-3		3	0	0	0	0	1	1					
<b>Jeff Suppan, R</b> (1, 1) OBP: 0.333, SLG: 0.280 (8, PH)			2-2 1B			2-2 HBP		4-2 BB		1	0	1	0	0	0	0					
<b>Adam Hyzdu, R</b> (8, PH) OBP: 0.347, SLG: 0.390										0	0	0	0	1	0	0					
<b>Scott Sauerbeck, R</b> (8, 1)										0	0	0	0	0	0	0					
<b>Inning Stats</b>	R: 0 E: 0 K: 0 S: 5	H: 0 LOB: 0 BB: 0 P: 6	R: 0 E: 0 K: 0 S: 6	H: 1 LOB: 0 BB: 0 P: 10	R: 0 E: 0 K: 0 S: 8	H: 1 LOB: 1 BB: 0 P: 14	R: 0 E: 0 K: 0 S: 7	H: 0 LOB: 0 BB: 0 P: 8	R: 0 E: 0 K: 1 S: 10	H: 0 LOB: 1 BB: 0 P: 18	R: 0 E: 0 K: 1 S: 10	H: 1 LOB: 1 BB: 0 P: 16	R: 0 E: 0 K: 0 S: 7	H: 0 LOB: 1 BB: 1 P: 11	R: 0 E: 0 K: 0 S: 6	H: 0 LOB: 1 BB: 1 P: 15	1B: 2 2B: 2 3B: 0 HR: 0	SF: 0 SAC: 0 DP: 2 HBP: 2	WP: 0 PB: 0 SB: 0 CS: 0	PA: 32	
<b>PITCHER</b>	IP	WLS	BF	H	R	ER	SO	BB	IBB	HBP	BLK	WP	HR	S	P	ERA	WHIP				
<b>Claudio Vargas, R</b> (1, 1) ERA: 2.73	8.0	W	28	3	0	0	2	1	0	2	0	0	0	59	91	0.00	0.500				
<b>Rocky Biddle, R</b> (9, 1) ERA: 3.52	1.0	S	4	0	0	0	0	1	0	0	0	0	0	6	15	0.00	1.000				

**Pittsburgh Pirates @ Montreal Expos**  
Olympic Stadium, Montreal, QB  
Mon Jun 23 2003, 7:05 PM EDT  
Att. 5,641 - Dome - 72 F


AB 28  
R 0  
H 3  
RBI 0  
BB 2  
SO 2  
LOB 9



Batter	1	2	3	4	5	6	7	8	9	AB	R	H	RBI	BB	SO	LOB	BOTTOM				
<b>Endy Chavez, L</b> (1, 8) OBP: 0.285, SLG: 0.365	3-2 G4-3		1-1 F7	1-0 G1-3			1-1 SH5-3 2B			4	0	1	0	0	0	1					
<b>Edwards Guzman, L</b> (1, 5) OBP: 0.396, SLG: 0.425	0-1 F7		1-1 HR		1-0 G3		1-0 SH5-3			3	1	1	1	0	0	0					
<b>Orlando Cabrera, R</b> (1, 6) OBP: 0.373, SLG: 0.507	1-2 2B		0-0 1B 3B		2-2 G5-3		0-0 P3			4	1	2	0	0	0	1					
<b>Jose Vidro, S</b> (1, 4) OBP: 0.418, SLG: 0.490	0-1 G5-3		0-0 1B		0-1 G6-3		4-0 IBB			3	0	1	1	1	0	1					
<b>Brad Wilkerson, L</b> (1, 7) OBP: 0.411, SLG: 0.500		1-1 P6	2-2 F8			1-1 G3 G6-3 1B	1-3 K			4	0	1	0	0	1	3					
<b>Wil Cordero, R</b> (1, 3) OBP: 0.324, SLG: 0.388		1-1 G5-3	0-0 G4-3			2-1 G6-3		1-0 G5-3		4	0	0	0	0	0	2					
<b>Ronald Colloway, L</b> (1, 9) OBP: 0.295, SLG: 0.411		4-1 2B BB		2-2 G3-1		0-0 G3		1-3 K		3	1	0	0	1	1	1					
<b>Brian Schneider, L</b> (1, 2) OBP: 0.355, SLG: 0.450		0-2 1B 2B		1-0 SH3-4 1B		4-0 IBB		0-3 K		3	0	2	1	1	1	0					
<b>Claudio Vargas, R</b> (1, 1) ERA: 4.15		2-3 K		1-1 SH3-4		0-3 K				2	0	0	0	0	2	3					
<b>Rocky Biddle, R</b> (9, 1) ERA: 4.55				1-2 SH3-4		0-3 K				0	0	0	0	0	0	0					
<b>Inning Stats</b>	R: 0 E: 0 K: 0 S: 10	H: 1 LOB: 1 BB: 0 P: 14	R: 1 E: 0 K: 1 S: 11	H: 1 LOB: 1 BB: 1 P: 19	R: 2 E: 0 K: 0 S: 10	H: 3 LOB: 1 BB: 0 P: 14	R: 0 E: 0 K: 0 S: 7	H: 1 LOB: 1 BB: 0 P: 12	R: 0 E: 0 K: 1 S: 8	H: 1 LOB: 2 BB: 1 P: 15	R: 0 E: 0 K: 1 S: 7	H: 1 LOB: 1 BB: 1 P: 14	R: 0 E: 0 K: 2 S: 7	H: 0 LOB: 0 BB: 0 P: 9	R: 0 E: 0 K: 0 S: 6	H: 0 LOB: 0 BB: 0 P: 9	1B: 3 2B: 3 3B: 1 HR: 1	SF: 0 SAC: 2 DP: 0 HBP: 0	WP: 0 PB: 0 SB: 0 CS: 0	PA: 35	
<b>PITCHER</b>	IP	WLS	BF	H	R	ER	SO	BB	IBB	HBP	BLK	WP	HR	S	P	ERA	WHIP				
<b>Jeff Suppan, R</b> (1, 1) ERA: 4.15	7.0	L	32	8	3	3	3	1	2	0	0	0	0	59	97	3.86	1.286				
<b>Scott Sauerbeck, L</b> (8, 1) ERA: 4.55	1.0		3	0	0	0	2	0	0	0	0	0	0	7	9	0.00	0.000				

**Pittsburgh Pirates @ Montreal Expos**  
Olympic Stadium, Montreal, QB  
Mon Jun 23 2003, 7:05 PM EDT  
Att. 5,641 - Dome - 72 F

AB 30  
R 3  
H 8  
RBI 3  
BB 3  
SO 5  
LOB 12





Batter	1	2	3	4	5	6	7	8	9	AB	R	H	RBI	BB	SO	LOB	TOP			
<b>Kenny Lofton, L</b> OBP: 0.334, SLG: 0.439	P6		G4-3			L8			K	5	1	1	0	0	1	2				
<b>18 Jason Kendall, R</b> OBP: 0.375, SLG: 0.382	G6-3		G5-3			G6-4-3 2H			1B	5	1	3	2	0	0	0				
<b>Brian Giles, L</b> OBP: 0.451, SLG: 0.497	HBP BB 1B		G4-3			G6-4-3 1B			1B	4	1	2	0	1	1	1				
<b>Aramis Ramirez, R</b> OBP: 0.350, SLG: 0.446	HBP BB					G6-4-3 1-2 2-3			F3	3	0	0	0	1	1	4				
<b>Matt Stairs, L</b> OBP: 0.336, SLG: 0.419										1	0	0	0	1	0	0				
<b>Craig Wilson, R</b> OBP: 0.352, SLG: 0.417	HBP					FC5-4 IBB			FC5-4 1B	1	0	1	1	0	0	0				
<b>Reggie Sanders, R</b> OBP: 0.338, SLG: 0.458										3	0	0	0	0	1	5				
<b>Joe Beimel, L</b> OBP: 0.338, SLG: 0.458										0	0	0	0	0	0	0				
<b>16 Salomon Torres, R</b> OBP: 0.340, SLG: 0.381										0	0	0	0	0	0	0				
<b>Adam Hyzdu, R</b> OBP: 0.340, SLG: 0.381										1	0	0	1	0	0	1				
<b>Brian Boehringer, S</b> OBP: 0.333, SLG: 0.667										0	0	0	0	0	0	0				
<b>2 Jack Wilson, R</b> OBP: 0.292, SLG: 0.354		G4-3				L4			G4-3	4	0	0	0	0	0	1				
<b>Jeff Reboulet, R</b> OBP: 0.386, SLG: 0.351		L6							G5-3	3	0	0	0	1	1	0				
<b>Jeff D'Amico, R</b> OBP: 0.136, SLG: 0.095										2	0	0	0	0	1	0				
<b>Carlos Rivera, L</b> OBP: 0.333, SLG: 0.667	G1-3								18 1B 2B	2	1	1	0	0	1	1				
<b>Inning Stats</b>	R: 0 E: 0 K: 1 S: 14	H: 1 LOB: 3 BB: 1 P: 24	R: 0 E: 0 K: 0 S: 6	H: 0 LOB: 0 BB: 0 P: 9	R: 0 E: 0 K: 1 S: 8	H: 0 LOB: 0 BB: 0 P: 9	R: 0 E: 0 K: 2 S: 10	H: 0 LOB: 0 BB: 0 P: 15	R: 1 E: 0 K: 0 S: 7	H: 3 LOB: 2 BB: 1 P: 15	R: 0 E: 0 K: 1 S: 8	H: 0 LOB: 1 BB: 1 P: 14	R: 2 E: 0 K: 0 S: 9	H: 2 LOB: 1 BB: 1 P: 15	R: 1 E: 0 K: 2 S: 15	H: 2 LOB: 1 BB: 0 P: 20	1B: 5 2B: 3 3B: 0 HR: 0	SF: 0 SAC: 0 DP: 1 HBP: 1	WP: 0 PB: 0 SB: 1 CS: 0	PA: 39
<b>PITCHER</b>	IP WLS BF H R ER SO BB IBB HBP BLK WP HR S P ERA WHIP																			
<b>Tomo Ohka, R</b> ERA: 4.97	6.0 W 24 4 1 1 4 1 1 1 0 0 0 51 81 1.50 0.833																			
<b>Julio Manon, R</b> ERA: 3.09	1.1 H 7 1 2 2 1 2 0 0 0 0 0 13 24 13.50 2.250																			
<b>Joey Eischen, L</b> ERA: 2.64	0.0 1 1 0 0 0 0 0 0 0 0 0 1 2 ∞ ∞																			
<b>Dan Smith, R</b> ERA: 5.3	0.2 H 2 0 0 0 0 0 0 0 0 0 0 3 3 0.00 0.000																			
<b>Rocky Biddle, R</b> ERA: 3.66	1.0 S 5 2 1 1 2 0 0 0 0 0 0 0 15 20 9.00 2.000																			

Pittsburgh Pirates @ Montreal Expos  
Olympic Stadium, Montreal, QB  
Tue Jun 24 2003, 1:05 PM EDT  
Att. 5,872 - Dome - 72 F

AB	34
R	4
H	8
RBI	4
BB	4
SO	7
LOB	15



Batter	1	2	3	4	5	6	7	8	9	AB	R	H	RBI	BB	SO	LOB	BOTTOM			
<b>Endy Chavez, L</b> OBP: 0.281, SLG: 0.359	G4-3		G1-3			E6 FC6-4			G6-3	4	0	0	0	0	0	0				
<b>Edwards Guzman, L</b> OBP: 0.333, SLG: 0.386	B1-3					FC6-4 BB 1-2			F7	4	1	0	0	0	0	1				
<b>Orlando Cabrera, R</b> OBP: 0.371, SLG: 0.503	P3								2B	4	1	1	0	0	1	1				
<b>Jose Vidro, S</b> OBP: 0.419, SLG: 0.492		G4-3							2B	3	2	1	1	1	0	0				
<b>Brad Wilkerson, L</b> OBP: 0.420, SLG: 0.537		2B 1B							HR 2B	4	2	4	4	0	0	0				
<b>Wil Cordero, R</b> OBP: 0.326, SLG: 0.392		2B 1B							HR	3	0	1	0	1	1	1				
<b>Joey Eischen, L</b> ERA: 3.13										0	0	0	0	0	0	0				
<b>Dan Smith, R</b> ERA: 4.76										0	0	0	0	0	0	0				
<b>Rocky Biddle, R</b> ERA: 7.76										0	0	0	0	0	0	0				
<b>Ronald Calloway, L</b> OBP: 0.294, SLG: 0.414		G4-3							G6-3	4	0	1	1	0	1	2				
<b>Brian Schneider, L</b> OBP: 0.365, SLG: 0.450										2	0	1	0	2	1	0				
<b>Tomo Ohka, S</b> OBP: 0.240, SLG: 0.174										2	0	0	0	0	0	3				
<b>Jose Macias, S</b> OBP: 0.324, SLG: 0.416										1	0	0	0	0	1	3				
<b>Julio Manon, R</b> ERA: 4.76										0	0	0	0	0	0	0				
<b>Jamey Carroll, R</b> OBP: 0.322, SLG: 0.407										1	0	0	0	0	0	0				
<b>Inning Stats</b>	R: 0 E: 0 K: 0 S: 8	H: 0 LOB: 0 BB: 0 P: 9	R: 0 E: 0 K: 0 S: 10	H: 2 LOB: 1 BB: 0 P: 15	R: 0 E: 0 K: 0 S: 10	H: 1 LOB: 0 BB: 0 P: 13	R: 0 E: 0 K: 0 S: 6	H: 0 LOB: 0 BB: 0 P: 8	R: 0 E: 0 K: 1 S: 7	H: 1 LOB: 2 BB: 1 P: 17	R: 3 E: 1 K: 2 S: 16	H: 2 LOB: 3 BB: 3 P: 34	R: 3 E: 0 K: 1 S: 16	H: 3 LOB: 0 BB: 0 P: 26	R: 0 E: 0 K: 1 S: 10	H: 0 LOB: 0 BB: 0 P: 13	1B: 3 2B: 4 3B: 1 HR: 1	SF: 0 SAC: 0 DP: 1 HBP: 0	WP: 0 PB: 0 SB: 0 CS: 0	PA: 36
<b>PITCHER</b>	IP WLS BF H R ER SO BB IBB HBP BLK WP HR S P ERA WHIP																			
<b>Jeff D'Amico, R</b> ERA: 4.2	5.2 L 22 4 2 1 2 1 1 0 0 0 0 4 16 ∞ ∞																			
<b>Joe Beimel, L</b> ERA: 3.13	0.0 B 4 2 1 0 0 0 0 2 0 0 0 0 4 16 ∞ ∞																			
<b>16 Salomon Torres, R</b> ERA: 4.76	1.1 7 3 3 3 2 0 0 0 0 0 1 19 31 20.25 2.250																			
<b>Brian Boehringer, R</b> ERA: 7.76	1.0 3 0 0 0 1 0 0 0 0 0 0 0 10 13 0.00 0.000																			

Pittsburgh Pirates @ Montreal Expos  
Olympic Stadium, Montreal, QB  
Tue Jun 24 2003, 1:05 PM EDT  
Att. 5,872 - Dome - 72 F

AB	32
R	6
H	9
RBI	6
BB	4
SO	5
LOB	11













Batter	1	2	3	4	5	6	7	8	9	AB	R	H	RBI	BB	SO	LOB	TOP				
Juan Uribe, R OBP: 0.322, SLG: 0.435 (1,6)										5	2	1	1	0	0	3					
Ronnie Belliard, R OBP: 0.389, SLG: 0.410 (1,4)										5	0	1	0	0	0	4					
17 Todd Helton, L OBP: 0.429, SLG: 0.571 (1,3)										5	1	1	1	0	1	1					
Preston Wilson, R OBP: 0.369, SLG: 0.565 (1,8)										5	0	2	2	0	0	2					
Larry Walker, L OBP: 0.437, SLG: 0.502 (1,9)										2	0	0	0	3	1	1					
Jay Payton, R OBP: 0.348, SLG: 0.467 (1,7)										4	0	0	0	0	1	5					
Justin Speier, R OBP: 0.348, SLG: 0.467 (7,1)										0	0	0	0	0	0	0					
Jose Jimenez, R OBP: 0.348, SLG: 0.467 (9,1)										0	0	0	0	0	0	0					
Chris Stynes, R OBP: 0.369, SLG: 0.464 (1,5)										3	1	1	0	1	1	2					
Charles Johnson, R OBP: 0.321, SLG: 0.424 (1,2)										2	1	1	0	1	1	1					
Denny Neagle, L OBP: 0.344, SLG: 0.446 (8, PR)										2	0	0	0	0	0	3					
Javier López, L OBP: 0.344, SLG: 0.446 (7,7)										0	0	0	0	0	0	0					
Mark Sweeney, L OBP: 0.344, SLG: 0.446 (8, PR)										0	0	0	0	1	0	0					
Ben Petrick, R OBP: 0.344, SLG: 0.446 (8, PR)										0	0	0	0	0	0	0					
<b>Inning Stats</b>	R: 0 E: 0 K: 0 S: 8	H: 0 LOB: 0 BB: 0 P: 11	R: 0 E: 0 K: 0 S: 5	H: 0 LOB: 1 BB: 1 P: 12	R: 3 E: 1 K: 1 S: 17	H: 3 LOB: 2 BB: 1 P: 27	R: 2 E: 1 K: 1 S: 18	H: 3 LOB: 2 BB: 0 P: 26	R: 0 E: 0 K: 1 S: 11	H: 0 LOB: 0 BB: 2 P: 24	R: 0 E: 0 K: 1 S: 7	H: 1 LOB: 0 BB: 0 P: 9	R: 0 E: 0 K: 0 S: 5	H: 0 LOB: 2 BB: 2 P: 14	R: 0 E: 0 K: 0 S: 5	H: 0 LOB: 0 BB: 0 P: 10	1B: 4 2B: 3 3B: 0 HR: 0	SF: 0 SAC: 2 DP: 0 HBP: 0	WP: 2 PB: 0 SB: 0 CS: 1	PA: 42	
<b>PITCHER</b>	IP	WLS	BF	H	R	ER	SO	BB	IBB	HBP	BLK	WP	HR	S	P	ERA	WHIP				
Kris Benson, R ERA: 5.04 (1,1)	5.0	L	27	6	5	1	3	3	1	0	0	2	0	59	100	1.80	1.800				
Brian Meadows, R ERA: 6.43 (6,1)	2.0		6	1	0	0	2	0	0	0	0	0	0	15	21	0.00	0.500				
Julian Tavaréz, R ERA: 3.89 (8,1)	1.0		5	0	0	0	0	1	1	0	0	0	0	5	14	0.00	1.000				
Joe Beimel, L ERA: 3.05 (9,1)	1.0		3	0	0	0	0	0	0	0	0	0	0	5	10	0.00	0.000				

Colorado Rockies @ Pittsburgh Pirates  
PNC Park, Pittsburgh, PA  
Sat Jun 28 2003, 7:05 PM EDT  
Att: 25,083 - Sunny - 77 F

AB	33
R	5
H	7
RBI	4
BB	6
SO	5
LOB	22



Batter	1	2	3	4	5	6	7	8	9	AB	R	H	RBI	BB	SO	LOB	BOTTOM				
Kenny Lofton, L OBP: 0.337, SLG: 0.437 (1,8)										5	1	3	0	0	0	1					
18 Jason Kendall, R OBP: 0.376, SLG: 0.380 (1,2)										4	1	1	0	0	0	2					
Brian Giles, L OBP: 0.450, SLG: 0.492 (1,7)										5	1	3	1	0	0	1					
Aramis Ramirez, R OBP: 0.345, SLG: 0.434 (1,5)										4	0	1	1	0	0	4					
Reggie Sanders, R OBP: 0.315, SLG: 0.486 (1,9)										4	1	2	2	0	0	3					
Craig Wilson, R OBP: 0.351, SLG: 0.402 (1,3)										2	0	0	0	1	2	2					
Carlos Rivera, L OBP: 0.400, SLG: 0.667 (8, PH)										1	0	0	0	0	1	0					
2 Jack Wilson, R OBP: 0.288, SLG: 0.344 (1,6)										4	0	0	0	0	1	3					
Jeff Reboulet, R OBP: 0.406, SLG: 0.419 (1,4)										4	0	1	0	0	1	0					
Kris Benson, R ERA: 4.42 (1,1)										2	0	0	0	0	1	1					
Adam Hyzdu, R OBP: 0.346, SLG: 0.372 (7, PH)										0	0	0	0	0	0	0					
Julian Tavaréz, L ERA: 4.03 (8,1)										0	0	0	0	0	0	0					
Joe Beimel, L ERA: 3.05 (9,1)										0	0	0	0	0	0	0					
Matt Stairs, L OBP: 0.333, SLG: 0.435 (9, PH)										1	0	0	0	0	0	0					
<b>Inning Stats</b>	R: 1 E: 0 K: 0 S: 20	H: 3 LOB: 3 BB: 1 P: 33	R: 0 E: 0 K: 1 S: 6	H: 0 LOB: 0 BB: 0 P: 7	R: 0 E: 0 K: 1 S: 8	H: 1 LOB: 2 BB: 0 P: 14	R: 0 E: 0 K: 0 S: 11	H: 1 LOB: 1 BB: 0 P: 14	R: 0 E: 0 K: 3 S: 12	H: 0 LOB: 0 BB: 0 P: 12	R: 2 E: 0 K: 0 S: 17	H: 3 LOB: 1 BB: 0 P: 22	R: 0 E: 0 K: 1 S: 7	H: 0 LOB: 0 BB: 0 P: 12	R: 0 E: 0 K: 0 S: 11	H: 2 LOB: 2 BB: 0 P: 14	1B: 8 2B: 2 3B: 0 HR: 1	SF: 1 SAC: 0 DP: 0 HBP: 1	WP: 0 PB: 0 SB: 0 CS: 0	PA: 40	
<b>PITCHER</b>	IP	WLS	BF	H	R	ER	SO	BB	IBB	HBP	BLK	WP	HR	S	P	ERA	WHIP				
Denny Neagle, L ERA: 4.42 (1,1)	6.0	W	26	6	2	2	5	1	0	0	0	0	0	66	99	3.00	1.167				
Javier López, L ERA: 4.03 (7,1)	0.1	H	4	3	2	2	0	0	0	0	0	0	0	11	15	54.00	9.000				
Justin Speier, R ERA: 3.48 (7,1)	1.2	H	5	0	0	0	1	0	0	0	0	0	0	13	19	0.00	0.000				
Jose Jimenez, R ERA: 6.5 (9,1)	1.0	S	5	2	0	0	0	0	0	0	0	0	0	11	14	0.00	2.000				

Colorado Rockies @ Pittsburgh Pirates  
PNC Park, Pittsburgh, PA  
Sat Jun 28 2003, 7:05 PM EDT  
Att: 25,083 - Sunny - 77 F

AB	37
R	4
H	11
RBI	4
BB	1
SO	6
LOB	17






Batter	1	2	3	4	5	6	7	8	9	AB	R	H	RBI	BB	SO	LOB	TOP			
Juan Uribe, R OBP: 0.311, SLG: 0.420 (1, 6)	F9		K		G5-3			K		4	0	0	0	0	2	3				
Ronnie Belliard, R OBP: 0.387, SLG: 0.405 (1, 4)	L9		BB			K		G5-3		3	0	0	0	1	1	0				
17 Todd Helton, L OBP: 0.428, SLG: 0.569 Mark Bellhorn, S OBP: 0.354, SLG: 0.310 (8, 3)	1B		F7			F8		K		3	0	1	0	0	0	3				
Preston Wilson, R OBP: 0.366, SLG: 0.560 Ben Petrick, R (7, 8)		G6-3		F9		F8		F8		3	0	0	0	0	0	0				
Larry Walker, L OBP: 0.439, SLG: 0.504 Matt Miller, R (7, 1)	K		BB	G6-4-3 1B				G5-4-3 1B		3	0	2	0	0	1	0				
Chris Stynes, R OBP: 0.384, SLG: 0.458 (1, 5)	G5-3		G6-4-3			G5-4-3				3	0	0	0	0	0	2				
Mark Sweeney, L OBP: 0.328, SLG: 0.424 (1, 7)			G6-3		G3		K			3	0	0	0	0	1	0				
Bobby Estalella, R OBP: 0.318, SLG: 0.435 (1, 2)		BB	2B			G5-3				2	0	1	0	1	0	0				
Shawn Chacon, R OBP: 0.206, SLG: 0.324 Greg Vaughn, R OBP: 0.342, SLG: 0.500 Nelson Cruz, R OBP: 0.154, SLG: 0.231 Greg Norton, S OBP: 0.298, SLG: 0.374 (7, 9)	E5				P4			F7		1	0	0	0	0	0	1				
										1	0	0	0	0	0	1				
										0	0	0	0	0	0	0				
										1	0	0	0	0	0	0				
<b>Inning Stats</b>	R: 0 E: 0 K: 0 S: 10	H: 1 LOB: 1 BB: 0 P: 14	R: 0 E: 0 K: 1 S: 7	H: 0 LOB: 0 BB: 0 P: 12	R: 0 E: 1 K: 1 S: 13	H: 1 LOB: 3 BB: 1 P: 20	R: 0 E: 0 K: 0 S: 11	H: 0 LOB: 1 BB: 1 P: 18	R: 0 E: 0 K: 1 S: 12	H: 0 LOB: 0 BB: 0 P: 18	R: 0 E: 0 K: 1 S: 7	H: 1 LOB: 0 BB: 0 P: 8	R: 0 E: 0 K: 1 S: 9	H: 0 LOB: 0 BB: 0 P: 12	R: 0 E: 0 K: 1 S: 8	H: 0 LOB: 0 BB: 0 P: 9	1B: 3 2B: 1 3B: 0 HR: 0	SF: 0 SAC: 0 DP: 2 HBP: 0	WP: 0 PB: 0 SB: 0 CS: 0	PA: 31
<b>PITCHER</b> Jeff Suppan, R ERA: 3.78 (1, 1)	IP: 9.0 WLS: W BF: 31 H: 4 R: 0 ER: 0 SO: 6 BB: 2 IBB: 0 HBP: 0 BLK: 0 WP: 0 HR: 0 S: 88 P: 129 ERA: 0.00 WHIP: 0.667																			

**Colorado Rockies @ Pittsburgh Pirates**  
PNC Park, Pittsburgh, PA  
Sun Jun 29 2003, 1:35 PM EDT  
Att: 20,475 - Sunny - 83 F


AB 29  
R 0  
H 4  
RBI 0  
BB 2  
SO 6  
LOB 10



Batter	1	2	3	4	5	6	7	8	9	AB	R	H	RBI	BB	SO	LOB	BOTTOM	
Kenny Lofton, L OBP: 0.341, SLG: 0.441 (1, 8)	F7 18 1B FC6-4 1B		18 1B E 2B	18 2B BB		P6		G5-3		4	3	2	0	1	0	1		
18 Jason Kendall, R OBP: 0.384, SLG: 0.391 (1, 2)	FC6-4 1B		S HR 2-3 1B	1-H 2B			1B SF8 1B	K		5	2	4	1	0	1	0		
Brian Giles, L OBP: 0.445, SLG: 0.485 (1, 7)	F7		P6	F9			1B PB 2B 1B	G3-1		5	1	1	0	0	0	5		
Aramis Ramirez, R OBP: 0.344, SLG: 0.431 (1, 5)	FC6-4 BB		HR HBP		G6-3		SF8			2	1	0	2	0	0	1		
Matt Stairs, L OBP: 0.345, SLG: 0.472 Adam Hyzdu, R OBP: 0.346, SLG: 0.372 (7, PR) (8, 9)			HR		K		2 1B 1B 2B			3	1	2	4	1	1	0		
Carlos Rivera, L OBP: 0.357, SLG: 0.500 (1, 3)	F8		F7		K		2 1B 1B BB			3	0	0	0	1	1	2		
2 Jack Wilson, R OBP: 0.287, SLG: 0.343 (1, 6)		F8	L4			F8		1B		4	0	1	0	0	0	0		
Jeff Reboulet, R OBP: 0.390, SLG: 0.400 (1, 4)		P4		F9		E6 SH3-4		K		4	0	0	0	0	1	3		
Jeff Suppan, R OBP: 0.333, SLG: 0.286 (1, 1)		K		F9		SH3-4		1B		3	0	1	1	0	1	0		
<b>Inning Stats</b>	R: 1 E: 0 K: 0 S: 8	H: 2 LOB: 2 BB: 1 P: 15	R: 0 E: 0 K: 1 S: 13	H: 0 LOB: 0 BB: 0 P: 17	R: 4 E: 0 K: 0 S: 15	H: 3 LOB: 0 BB: 0 P: 23	R: 1 E: 0 K: 0 S: 8	H: 1 LOB: 1 BB: 1 P: 18	R: 0 E: 1 K: 1 S: 7	H: 0 LOB: 1 BB: 0 P: 10	R: 3 E: 0 K: 1 S: 20	H: 5 LOB: 3 BB: 1 P: 34	R: 0 E: 0 K: 1 S: 6	H: 0 LOB: 0 BB: 0 P: 10	1B: 7 2B: 3 3B: 0 HR: 1	SF: 1 SAC: 1 DP: 0 HBP: 1	WP: 0 PB: 1 SB: 2 CS: 0	PA: 39
<b>PITCHER</b> Shawn Chacon, R ERA: 4.27 (1, 1) Nelson Cruz, R ERA: 6.48 (5, 1) Matt Miller, R ERA: (7, 1)	IP: 4.0 WLS: L BF: 21 H: 6 R: 6 ER: 6 SO: 1 BB: 2 IBB: 0 HBP: 0 BLK: 0 WP: 0 HR: 1 S: 44 P: 73 ERA: 13.50 WHIP: 2.000																	

**Colorado Rockies @ Pittsburgh Pirates**  
PNC Park, Pittsburgh, PA  
Sun Jun 29 2003, 1:35 PM EDT  
Att: 20,475 - Sunny - 83 F

AB 33  
R 9  
H 11  
RBI 8  
BB 3  
SO 5  
LOB 12





Batter	1	2	3	4	5	6	7	8	9	AB	R	H	RBI	BB	SO	LOB	TOP		
<b>Barry Larkin, R</b> OBP: 0.391, SLG: 0.383	2-1 FC1-5 2B	2-2 1B		0-2 G5-3		0-1 G6-3		2-3 K	1-1 F7	6	0	2	1	0	1	2	<b>Cincinnati Reds @ Pittsburgh Pirates</b> PNC Park, Pittsburgh, PA Tue Jul 01 2003, 7:05 PM EDT Att: 17,803 - Sunny - 83 F		
<b>Jose Guillen, R</b> OBP: 0.495, SLG: 0.642	0-1 FC1-5-6 2-3	1-1 1B		4-1 WP BB			0-3 K	3-1 1-H HR		4	1	2	2	1	1	1			
<b>Ken Griffey Jr., L</b> OBP: 0.360, SLG: 0.504	3-2 FC4-6 1B	2-2 F7		3-2 F9			4-2 BB 1B	1-0 2B		4	1	1	0	1	0	4			
<b>Adam Dunn, L</b> OBP: 0.356, SLG: 0.519	4-2 1B BB			0-1 WP 1B		0-0 F8	4-2 SAFE 1B 1-2 BB	4-0 IBB		2	0	1	0	3	0	0			
<b>Aaron Boone, R</b> OBP: 0.329, SLG: 0.477	0-2 1-2 2-3 1B			4-2 SAFE 1B		2-2 P4	3-1 F9	1-1 F7		4	0	1	0	1	0	4			
<b>Sean Casey, L</b> OBP: 0.353, SLG: 0.428	2-1 L7			0-0 L7		1-2 1B	1-0 1-3 2-H 1B	2-2 SH1-3 1B		5	1	3	1	0	0	5			
<b>Kelly Stinnett, R</b> OBP: 0.290, SLG: 0.414		2-0 P5		0-0 F7		3-3 K	1-2 G1-3	1-0 SH1-3 1B		4	0	0	0	0	1	5			
<b>Ray Olmedo, S</b> OBP: 0.345, SLG: 0.400		3-2 SH3 1B		1-3 K		0-0 G6-3		1-2 FC1-6 1B	2-2 2-H 1B	5	1	3	1	0	1	2			
<b>Danny Graves, R</b> Reggie, R Felix Hernandez, R Scott Sullivan, R 37 Stephen Smitherman, R Scott Williamson, R	1-1 SH3	1-1 SH3		0-0 F8		1-3 K	0-0 FC1-6 1-2 HR	0-1 L8		2	0	0	0	0	1	0			
<b>Inning Stats</b>	R: 0 E: 1 K: 0 S: 18	H: 2 LOB: 3 BB: 1 P: 29	R: 1 E: 0 K: 0 S: 16	H: 3 LOB: 2 BB: 0 P: 26	R: 0 E: 0 K: 1 S: 15	H: 1 LOB: 2 BB: 1 P: 20	R: 0 E: 0 K: 0 S: 9	H: 0 LOB: 1 BB: 0 P: 16	R: 0 E: 0 K: 1 S: 11	H: 1 LOB: 1 BB: 0 P: 17	R: 1 E: 0 K: 1 S: 14	H: 1 LOB: 2 BB: 2 P: 27	R: 2 E: 0 K: 1 S: 17	H: 3 LOB: 2 BB: 1 P: 29	R: 1 E: 0 K: 0 S: 13	H: 2 LOB: 1 BB: 0 P: 18	1B: 10 2B: 2 3B: 0 HR: 1	SF: 0 SAC: 2 DP: 0 HBP: 0	WP: 2 PA: 46
<b>PITCHER</b>	IP WLS BF H R ER SO BB IBB HBP BLK WP HR S P ERA WHIP	IP WLS BF H R ER SO BB IBB HBP BLK WP HR S P ERA WHIP	IP WLS BF H R ER SO BB IBB HBP BLK WP HR S P ERA WHIP	IP WLS BF H R ER SO BB IBB HBP BLK WP HR S P ERA WHIP	IP WLS BF H R ER SO BB IBB HBP BLK WP HR S P ERA WHIP	IP WLS BF H R ER SO BB IBB HBP BLK WP HR S P ERA WHIP	IP WLS BF H R ER SO BB IBB HBP BLK WP HR S P ERA WHIP	IP WLS BF H R ER SO BB IBB HBP BLK WP HR S P ERA WHIP	IP WLS BF H R ER SO BB IBB HBP BLK WP HR S P ERA WHIP	IP WLS BF H R ER SO BB IBB HBP BLK WP HR S P ERA WHIP	IP WLS BF H R ER SO BB IBB HBP BLK WP HR S P ERA WHIP	IP WLS BF H R ER SO BB IBB HBP BLK WP HR S P ERA WHIP	IP WLS BF H R ER SO BB IBB HBP BLK WP HR S P ERA WHIP	IP WLS BF H R ER SO BB IBB HBP BLK WP HR S P ERA WHIP	IP WLS BF H R ER SO BB IBB HBP BLK WP HR S P ERA WHIP	IP WLS BF H R ER SO BB IBB HBP BLK WP HR S P ERA WHIP	IP WLS BF H R ER SO BB IBB HBP BLK WP HR S P ERA WHIP	IP WLS BF H R ER SO BB IBB HBP BLK WP HR S P ERA WHIP	IP WLS BF H R ER SO BB IBB HBP BLK WP HR S P ERA WHIP

AB	38
R	5
H	13
RBI	5
BB	6
SO	5
LOB	25



Batter	1	2	3	4	5	6	7	8	9	AB	R	H	RBI	BB	SO	LOB	BOTTOM				
<b>Kenny Lofton, L</b> OBP: 0.337, SLG: 0.435	1-0 L3	2-1 FC6-2 18 S			1-0 P6		2-3 K		4-2 BB	4	0	0	0	0	1	2	<b>Cincinnati Reds @ Pittsburgh Pirates</b> PNC Park, Pittsburgh, PA Tue Jul 01 2003, 7:05 PM EDT Att: 17,803 - Sunny - 83 F				
<b>Adam Hyzdu, R</b> OBP: 0.358, SLG: 0.372		2-3 3-H F9			1-2 1B		3-1 G5-3		0-0 F9	5	1	2	0	0	0	4					
<b>18 Jason Kendall, R</b> OBP: 0.385, SLG: 0.394	1-1 HR 2B	2-2 F9			0-1 L9			3-2 G5-4-3 1B		4	1	3	2	0	0	1					
<b>Brian Giles, L</b> OBP: 0.450, SLG: 0.505	1-1 2-H HR			0-0 FC6-4 1B		0-1 L9		3-2 G5-4-3 1B		4	1	3	2	0	0	1					
<b>Aramis Ramirez, R</b> OBP: 0.340, SLG: 0.426	1-0 G6-3			1-0 F9		2-2 P6		1-2 G5-4-3 1-2		4	0	0	0	0	0	3					
<b>Matt Stairs, L</b> OBP: 0.356, SLG: 0.504	3-2 FC5-4 1B			1-2 F8		0-0 G5-4-3 1B		1-0 HR		4	1	3	1	0	0	1					
<b>Reggie Sanders, R</b> OBP: 0.309, SLG: 0.477	0-0 FC5-4			1-1 FC6-4		1-2 G5-4-3 1-2		2-1 G6-3		4	0	0	0	0	0	3					
<b>Scott Sauerbeck, R</b> OBP: 0.393, SLG: 0.402				1-2		1-2				0	0	0	0	0	0	0					
<b>2 Jack Wilson, R</b> OBP: 0.290, SLG: 0.345		1-1 2B FC6-2 1B		0-1 G1-3		3-2 1B		1-2 F7		4	0	2	0	0	0	0					
<b>Abraham Nunez, S</b> OBP: 0.264, SLG: 0.248		2-2 FC6-2		0-1 F8		0-0 G1		0-1 G3		3	0	1	0	0	0	1					
<b>Joe Beimel, L</b>										0	0	0	0	0	0	0					
<b>Mike Lincoln, R</b>										0	0	0	0	0	0	0					
<b>Julian Tavarez, L</b>										0	0	0	0	0	0	0					
<b>Carlos Rivera, L</b> OBP: 0.333, SLG: 0.462		1-3 2B								1	0	0	0	0	0	0					
<b>Jeff D'Amico, R</b> OBP: 0.125, SLG: 0.087		2-3 K		2-1 P3				0-2 G4-3		2	0	0	0	0	1	2					
<b>16 Salomon Torres, R</b>										0	0	0	0	0	0	0					
<b>Jeff Reboulet, R</b> OBP: 0.393, SLG: 0.402										2	0	1	0	0	0	0					
<b>Inning Stats</b>	R: 2 E: 0 K: 0 S: 11	H: 3 LOB: 1 BB: 0 P: 18	R: 0 E: 0 K: 1 S: 13	H: 2 LOB: 0 BB: 0 P: 22	R: 0 E: 0 K: 0 S: 7	H: 1 LOB: 1 BB: 0 P: 10	R: 0 E: 0 K: 0 S: 6	H: 0 LOB: 0 BB: 0 P: 8	R: 0 E: 0 K: 0 S: 10	H: 1 LOB: 1 BB: 0 P: 14	R: 0 E: 0 K: 0 S: 12	H: 2 LOB: 0 BB: 0 P: 16	R: 0 E: 0 K: 1 S: 8	H: 0 LOB: 0 BB: 0 P: 13	R: 1 E: 0 K: 0 S: 10	H: 2 LOB: 0 BB: 0 P: 17	R: 0 E: 0 K: 0 S: 12	H: 1 LOB: 2 BB: 1 P: 17	1B: 8 2B: 2 3B: 0 HR: 2	SF: 0 SAC: 0 DP: 2 HBP: 0	WP: 0 PA: 38
<b>PITCHER</b>	IP WLS BF H R ER SO BB IBB HBP BLK WP HR S P ERA WHIP	IP WLS BF H R ER SO BB IBB HBP BLK WP HR S P ERA WHIP	IP WLS BF H R ER SO BB IBB HBP BLK WP HR S P ERA WHIP	IP WLS BF H R ER SO BB IBB HBP BLK WP HR S P ERA WHIP	IP WLS BF H R ER SO BB IBB HBP BLK WP HR S P ERA WHIP	IP WLS BF H R ER SO BB IBB HBP BLK WP HR S P ERA WHIP	IP WLS BF H R ER SO BB IBB HBP BLK WP HR S P ERA WHIP	IP WLS BF H R ER SO BB IBB HBP BLK WP HR S P ERA WHIP	IP WLS BF H R ER SO BB IBB HBP BLK WP HR S P ERA WHIP	IP WLS BF H R ER SO BB IBB HBP BLK WP HR S P ERA WHIP	IP WLS BF H R ER SO BB IBB HBP BLK WP HR S P ERA WHIP	IP WLS BF H R ER SO BB IBB HBP BLK WP HR S P ERA WHIP	IP WLS BF H R ER SO BB IBB HBP BLK WP HR S P ERA WHIP	IP WLS BF H R ER SO BB IBB HBP BLK WP HR S P ERA WHIP	IP WLS BF H R ER SO BB IBB HBP BLK WP HR S P ERA WHIP	IP WLS BF H R ER SO BB IBB HBP BLK WP HR S P ERA WHIP	IP WLS BF H R ER SO BB IBB HBP BLK WP HR S P ERA WHIP	IP WLS BF H R ER SO BB IBB HBP BLK WP HR S P ERA WHIP	IP WLS BF H R ER SO BB IBB HBP BLK WP HR S P ERA WHIP		





Batter	1	2	3	4	5	6	7	8	9	AB	R	H	RBI	BB	SO	LOB	TOP				
Barry Larkin, R OBP: 0.345, SLG: 0.376 (1, 6)	G5-3		K			F8		G4-3	1B	5	0	1	1	0	1	0	<b>Cincinnati Reds @ Pittsburgh Pirates</b> PNC Park, Pittsburgh, PA Wed Jul 02 2003, 7:05 PM EDT Att: 15,322 - Sunny - 80 F				
Jose Guillen, R OBP: 0.495, SLG: 0.641 (1, 9)	G4-3		F8			K		K	1B	5	0	2	0	0	1	0					
Ken Griffey Jr., L OBP: 0.361, SLG: 0.504 (1, 8)	FC4-6 BB		G3-1			2B		F8	G3-1	4	0	1	0	1	0	3					
Adam Dunn, L OBP: 0.355, SLG: 0.512 (1, 7)	FC4-6 1-2				P6				BB	3	0	0	0	1	1	2					
Aaron Boone, R OBP: 0.328, SLG: 0.474 Juan Castro, R OBP: 0.264, SLG: 0.366 (8, 5)		1B 1B			F8			K	K	4	1	1	0	0	2	2					
Russell Branyan, L OBP: 0.395, SLG: 0.486 (1, 3)		SH2-3 G6-3-2 1B			K			HR	G3-6-1 1B	4	1	3	1	0	1	0					
Kelly Stinnett, R OBP: 0.309, SLG: 0.440 (1, 2)		SH2-3 1B				G5-4-3 1B		G4-3 2B	G3-6-1 1-2	4	0	3	1	0	0	1					
Ray Olmedo, S OBP: 0.345, SLG: 0.397 (1, 4)		SH2-3 1-2 2-3				G5-4-3 1-2		G4-3	2B 1B	3	1	1	0	0	0	2					
Paul Wilson, R Austri Kestris, R Scott Sullivan, R Felix Heredia, L Reggie Taylor, L Scott Williamson, R (11, 1) (7, PH) (7, 1) (8, 1) (9, PH) (9, 1)		G6-3-2 3-H				F8		G6-3	SAFE SAFE 1-H 1B 2B	2 1 0 0 0 0 0 0 1 1 1 1 0 0 0 0	0 0 0 0 0 0 0 0 0 0 0 0 0 0 0 0	0 0 0 0 0 0 0 0 0 0 0 0 0 0 0 0	0 0 0 0 0 0 0 0 0 0 0 0 0 0 0 0	0 0 0 0 0 0 0 0 0 0 0 0 0 0 0 0	0 0 0 0 0 0 0 0 0 0 0 0 0 0 0 0						
<b>Inning Stats</b>	R: 0 E: 0 K: 0 S: 6	H: 0 LOB: 1 BB: 1 P: 11	R: 1 E: 0 K: 0 S: 9	H: 3 LOB: 1 BB: 0 P: 10	R: 0 E: 0 K: 1 S: 8	H: 0 LOB: 0 BB: 0 P: 13	R: 0 E: 0 K: 1 S: 6	H: 0 LOB: 0 BB: 0 P: 10	R: 0 E: 0 K: 2 S: 13	H: 1 LOB: 1 BB: 0 P: 20	R: 1 E: 0 K: 1 S: 8	H: 2 LOB: 1 BB: 0 P: 11	R: 0 E: 0 K: 1 S: 13	H: 1 LOB: 2 BB: 0 P: 21	R: 2 E: 0 K: 0 S: 19	H: 5 LOB: 2 BB: 0 P: 32		1B: 8 2B: 5 3B: 0 HR: 1	SF: 0 SAC: 1 DP: 3 HBP: 0	WP: 0 PB: 0 SB: 0 CS: 0	PA: 39
<b>PITCHER</b>	IP WLS BF H R ER SO BB IBB HBP BLK WP HR S P ERA WHIP	IP WLS BF H R ER SO BB IBB HBP BLK WP HR S P ERA WHIP	IP WLS BF H R ER SO BB IBB HBP BLK WP HR S P ERA WHIP	IP WLS BF H R ER SO BB IBB HBP BLK WP HR S P ERA WHIP	IP WLS BF H R ER SO BB IBB HBP BLK WP HR S P ERA WHIP	IP WLS BF H R ER SO BB IBB HBP BLK WP HR S P ERA WHIP	IP WLS BF H R ER SO BB IBB HBP BLK WP HR S P ERA WHIP	IP WLS BF H R ER SO BB IBB HBP BLK WP HR S P ERA WHIP	IP WLS BF H R ER SO BB IBB HBP BLK WP HR S P ERA WHIP	IP WLS BF H R ER SO BB IBB HBP BLK WP HR S P ERA WHIP	IP WLS BF H R ER SO BB IBB HBP BLK WP HR S P ERA WHIP	IP WLS BF H R ER SO BB IBB HBP BLK WP HR S P ERA WHIP	IP WLS BF H R ER SO BB IBB HBP BLK WP HR S P ERA WHIP	IP WLS BF H R ER SO BB IBB HBP BLK WP HR S P ERA WHIP	IP WLS BF H R ER SO BB IBB HBP BLK WP HR S P ERA WHIP	IP WLS BF H R ER SO BB IBB HBP BLK WP HR S P ERA WHIP	IP WLS BF H R ER SO BB IBB HBP BLK WP HR S P ERA WHIP	IP WLS BF H R ER SO BB IBB HBP BLK WP HR S P ERA WHIP	IP WLS BF H R ER SO BB IBB HBP BLK WP HR S P ERA WHIP	IP WLS BF H R ER SO BB IBB HBP BLK WP HR S P ERA WHIP	IP WLS BF H R ER SO BB IBB HBP BLK WP HR S P ERA WHIP
Kip Wells, R ERA: 3.47 Mike Williams, R ERA: 8.03 Scott Sauerbeck, L ERA: 4.54	8.0 L 0.1	32 6 1	8 5 0	2 2 0	2 0 0	6 0 0	2 0 0	0 0 0	0 0 0	0 0 0	0 0 0	0 0 0	0 0 0	0 0 0	0 0 0	0 0 0	2.25 27.00 0.00	1.250 7.500 0.000			

AB	36
R	4
H	13
RBI	4
BB	2
SO	6
LOB	13



Batter	1	2	3	4	5	6	7	8	9	AB	R	H	RBI	BB	SO	LOB	BOTTOM				
18 Jason Kendall, R OBP: 0.393, SLG: 0.392 (1, 2)	F9		G6-3 1B		G5-3 1-2		F8			4	0	1	0	0	0	1	<b>Cincinnati Reds @ Pittsburgh Pirates</b> PNC Park, Pittsburgh, PA Wed Jul 02 2003, 7:05 PM EDT Att: 15,322 - Sunny - 80 F				
Jeff Reboulet, R OBP: 0.376, SLG: 0.385 (1, 4)	G6-3		G6-3 1-2			E6 2B		K		4	1	0	0	0	1	1					
Brian Giles, L OBP: 0.454, SLG: 0.527 (9, 7)					HR			K		3	1	2	2	1	1	0					
Matt Stairs, L OBP: 0.353, SLG: 0.493 Adam Hyzdu, R OBP: 0.359, SLG: 0.372 (9, 8)	P6				K			K		3	0	0	0	1	2	1					
Aramis Ramirez, R OBP: 0.339, SLG: 0.427 (1, 5)					G4-3			F4		4	0	1	0	0	1	2					
Reggie Sanders, R OBP: 0.313, SLG: 0.475 (9, 9)			K		G5-3			G6-4-3 BB		3	0	1	0	1	1	1					
Craig Wilson, R OBP: 0.351, SLG: 0.417 Carlos Rivera, L OBP: 0.313, SLG: 0.429 (1, 3) (8, 3)			G5-3			2 1B 3B		G6-4-3 1-2		3	1	1	0	0	0	4					
2 Jack Wilson, R OBP: 0.289, SLG: 0.344 (1, 6)			G5-3			18 G5-3 1B		G5-3		4	0	1	1	0	1	2					
Kip Wells, R OBP: 0.219, SLG: 0.375 Mike Williams, R Scott Sauerbeck, R (1, 1) (9, 1) (9, 1)					L6			P3		3	0	0	0	0	0	1					
<b>Inning Stats</b>	R: 0 E: 0 K: 0 S: 10	H: 0 LOB: 1 BB: 1 P: 18	R: 0 E: 0 K: 1 S: 11	H: 1 LOB: 0 BB: 0 P: 17	R: 0 E: 0 K: 0 S: 7	H: 1 LOB: 0 BB: 0 P: 9	R: 1 E: 0 K: 1 S: 9	H: 1 LOB: 0 BB: 0 P: 15	R: 1 E: 0 K: 0 S: 13	H: 2 LOB: 1 BB: 0 P: 17	R: 1 E: 1 K: 0 S: 9	H: 1 LOB: 2 BB: 2 P: 23	R: 0 E: 0 K: 3 S: 9	H: 0 LOB: 0 BB: 0 P: 11	R: 0 E: 0 K: 2 S: 9	H: 1 LOB: 1 BB: 0 P: 13		1B: 3 2B: 2 3B: 1 HR: 1	SF: 0 SAC: 0 DP: 2 HBP: 0	WP: 0 PB: 0 SB: 0 CS: 0	PA: 35
<b>PITCHER</b>	IP WLS BF H R ER SO BB IBB HBP BLK WP HR S P ERA WHIP	IP WLS BF H R ER SO BB IBB HBP BLK WP HR S P ERA WHIP	IP WLS BF H R ER SO BB IBB HBP BLK WP HR S P ERA WHIP	IP WLS BF H R ER SO BB IBB HBP BLK WP HR S P ERA WHIP	IP WLS BF H R ER SO BB IBB HBP BLK WP HR S P ERA WHIP	IP WLS BF H R ER SO BB IBB HBP BLK WP HR S P ERA WHIP	IP WLS BF H R ER SO BB IBB HBP BLK WP HR S P ERA WHIP	IP WLS BF H R ER SO BB IBB HBP BLK WP HR S P ERA WHIP	IP WLS BF H R ER SO BB IBB HBP BLK WP HR S P ERA WHIP	IP WLS BF H R ER SO BB IBB HBP BLK WP HR S P ERA WHIP	IP WLS BF H R ER SO BB IBB HBP BLK WP HR S P ERA WHIP	IP WLS BF H R ER SO BB IBB HBP BLK WP HR S P ERA WHIP	IP WLS BF H R ER SO BB IBB HBP BLK WP HR S P ERA WHIP	IP WLS BF H R ER SO BB IBB HBP BLK WP HR S P ERA WHIP	IP WLS BF H R ER SO BB IBB HBP BLK WP HR S P ERA WHIP	IP WLS BF H R ER SO BB IBB HBP BLK WP HR S P ERA WHIP	IP WLS BF H R ER SO BB IBB HBP BLK WP HR S P ERA WHIP	IP WLS BF H R ER SO BB IBB HBP BLK WP HR S P ERA WHIP	IP WLS BF H R ER SO BB IBB HBP BLK WP HR S P ERA WHIP	IP WLS BF H R ER SO BB IBB HBP BLK WP HR S P ERA WHIP	IP WLS BF H R ER SO BB IBB HBP BLK WP HR S P ERA WHIP
Paul Wilson, R ERA: 4.53 Scott Sullivan, R ERA: 4.2 Felix Heredia, L ERA: 2.76 Scott Williamson, R ERA: 3.44	6.0 1.1 0.2 1.0	25 4 W S	6 0 0 0	2 0 0 0	2 0 0 0	2 0 0 0	2 0 0 0	2 0 0 0	2 0 0 0	2 0 0 0	2 0 0 0	2 0 0 0	2 0 0 0	2 0 0 0	2 0 0 0	2 0 0 0	3.00 0.00 0.00 0.00	1.500 0.000 0.000 1.000			

AB	32
R	3
H	7
RBI	3
BB	3
SO	7
LOB	14





Batter	1	2	3	4	5	6	7	8	9	AB	R	H	RBI	BB	SO	LOB	TOP										
Barry Larkin, R OBP: 0.347, SLG: 0.385	G6-3		1B		G3-1		1B BB	G6-4-3		5	2	2	0	0	0	1	<b>Cincinnati Reds @ Pittsburgh Pirates</b> PNC Park, Pittsburgh, PA Thu Jul 03 2003, 7:05 PM EDT Att: 19,947 - Sunny - 83 F										
Jose Guillen, R OBP: 0.495, SLG: 0.636	K		G3-6-1 BB		G6-3		L8	2B 1B		5	1	2	1	0	1	1											
Ken Griffey Jr., L OBP: 0.368, SLG: 0.507	P5		G3-6-1 BB		G4-3		BB 1B	1B 2B		3	1	1	0	2	0	0											
Adam Dunn, L OBP: 0.359, SLG: 0.520		G4-3	G3-6-1			1B	BB	1B		4	1	2	0	1	0	2											
Aaron Boone, R OBP: 0.332, SLG: 0.474	E3		F8			2B 1B		G4-6-3		4	2	2	4	1	0	1											
Russell Branyan, L OBP: 0.417, SLG: 0.500	G6-3 BB				G4-3 BB		G4-3 2B	K	K	3	0	1	1	2	2	5											
Kelly Stinnett, R OBP: 0.304, SLG: 0.421	G6-3 BB		F8		F8		L7	G4-6-3		4	0	0	0	1	1	7											
Ray Olmedo, S OBP: 0.323, SLG: 0.371	G6-3		G4-3		G4-3		G4-3	G1		4	0	0	1	0	0	4											
Ryan Dempster, R John Riedling, R Reggie Sanders, L Todd Van Poppel, R Austin Kearns, R Brian Reith, R	G6-3		K		K		B4-3	G6-4-3 1B		2	0	0	0	0	1	3											
<b>Inning Stats</b>	R: 0 E: 0 K: 1 S: 8	H: 0 LOB: 0 BB: 0 P: 16	R: 1 E: 1 K: 0 S: 20	H: 0 LOB: 2 BB: 2 P: 32	R: 1 E: 0 K: 0 S: 6	H: 2 LOB: 1 BB: 1 P: 15	R: 0 E: 0 K: 1 S: 9	H: 0 LOB: 1 BB: 1 P: 15	R: 0 E: 0 K: 0 S: 7	H: 0 LOB: 0 BB: 0 P: 8	R: 2 E: 0 K: 0 S: 9	H: 3 LOB: 1 BB: 0 P: 13	R: 1 E: 0 K: 2 S: 17	H: 2 LOB: 3 BB: 2 P: 32	R: 0 E: 0 K: 0 S: 4	H: 1 LOB: 0 BB: 0 P: 7		R: 2 E: 0 K: 1 S: 8	H: 3 LOB: 1 BB: 1 P: 17	1B: 7 2B: 3 3B: 1 HR: 0	SF: 0 SAC: 0 DP: 3 HBP: 0	WP: 0 PB: 0 SB: 1 CS: 0	PA: 43				
<b>PITCHER</b>	IP	WLS	BF	H	R	ER	SO	BB	IBB	HBP	BLK	WP	HR	S	P	ERA	WHIP										
Josh Fogg, R ERA: 4.43	5.0	W	24	5	4	3	2	4	0	0	0	0	0	55	92	5.40	1.800										
Mike Lincoln, R ERA: 5.4	1.1		5	1	1	1	0	0	0	0	0	0	0	10	16	6.75	0.750										
Scott Sauerbeck, L ERA: 4.5	0.1		4	1	0	0	1	2	0	0	0	0	0	8	20	0.00	9.000										
16 Salomon Torres, R ERA: 4.52	1.1	H	4	1	0	0	1	0	0	0	0	0	0	7	10	0.00	0.750										
Mike Williams, R ERA: 6.4	1.0	S	6	3	2	2	1	1	0	0	0	0	0	8	17	18.00	4.000										

AB	36
R	7
H	11
RBI	7
BB	7
SO	5
LOB	25



Batter	1	2	3	4	5	6	7	8	9	AB	R	H	RBI	BB	SO	LOB	BOTTOM										
18 Jason Kendall, R OBP: 0.389, SLG: 0.402	1B	G6-4-3 HBP		FC4-6 HBP	FC5-4			1-2		3	1	2	0	0	0	1	<b>Cincinnati Reds @ Pittsburgh Pirates</b> PNC Park, Pittsburgh, PA Thu Jul 03 2003, 7:05 PM EDT Att: 19,947 - Sunny - 83 F										
Jeff Reboulet, R OBP: 0.371, SLG: 0.376	2B	G6-4-3		FC4-6		G5-3		P3		5	0	1	2	0	0	5											
Brian Giles, L OBP: 0.451, SLG: 0.521	P6		HR	K		F7				4	1	1	0	0	1	2											
Aramis Ramirez, R OBP: 0.338, SLG: 0.424	L7		F9		F9		F9			4	1	1	0	0	0	2											
Matt Stairs, L OBP: 0.357, SLG: 0.536	K		HR		HR		P6			4	2	2	4	0	1	1											
Reggie Sanders, R OBP: 0.316, SLG: 0.489		FC6-4 1B	G5-3		HR		G6-3			4	1	2	1	0	0	0											
Carlos Rivera, L OBP: 0.250, SLG: 0.333	FC6-4 2 1B	G4-3		G1		K				4	1	0	0	0	1	1											
2 Jack Wilson, R OBP: 0.292, SLG: 0.349	1B	SH3-4 2B		F7		P4				4	1	2	0	0	0	0											
Josh Fogg, R Mike Lincoln, R Scott Sauerbeck, R 16 Salomon Torres, R Abraham Nunez, S Mike Williams, R	SH	SH3-4		SH3-4		18 FC5-4 1B				1	0	1	0	0	0	0											
<b>Inning Stats</b>	R: 1 E: 0 K: 1 S: 11	H: 2 LOB: 1 BB: 0 P: 13	R: 1 E: 1 K: 0 S: 10	H: 2 LOB: 2 BB: 0 P: 16	R: 2 E: 0 K: 0 S: 9	H: 2 LOB: 0 BB: 0 P: 17	R: 1 E: 0 K: 1 S: 10	H: 1 LOB: 1 BB: 0 P: 18	R: 3 E: 0 K: 0 S: 18	H: 4 LOB: 1 BB: 0 P: 25	R: 0 E: 0 K: 0 S: 5	H: 0 LOB: 0 BB: 0 P: 5	R: 0 E: 0 K: 1 S: 11	H: 0 LOB: 0 BB: 0 P: 15	R: 0 E: 0 K: 0 S: 8	H: 1 LOB: 1 BB: 1 P: 18		R: 0 E: 0 K: 0 S: 8	H: 1 LOB: 1 BB: 1 P: 18	1B: 6 2B: 3 3B: 0 HR: 3	SF: 0 SAC: 2 DP: 1 HBP: 2	WP: 0 PB: 0 SB: 0 CS: 1	PA: 38				
<b>PITCHER</b>	IP	WLS	BF	H	R	ER	SO	BB	IBB	HBP	BLK	WP	HR	S	P	ERA	WHIP										
Ryan Dempster, R ERA: 6.65	4.0	L	23	9	7	7	2	0	0	0	0	0	1	10	13	9.00	2.250										
John Riedling, R ERA: 6.63	1.0		5	2	1	1	0	0	0	0	0	0	0	10	13	9.00	2.000										
Todd Van Poppel, R ERA: 7.36	2.0		6	0	0	0	1	0	0	0	0	0	0	16	20	0.00	0.000										
Brian Reith, R ERA: 3.92	1.0		4	1	0	0	0	1	0	0	0	0	0	8	18	0.00	2.000										

AB	33
R	8
H	12
RBI	7
BB	1
SO	3
LOB	12





Batter	1	2	3	4	5	6	7	8	9	AB	R	H	RBI	BB	SO	LOB	TOP					
<b>Brian Hunter, R</b> OBP: 0.297, SLG: 0.329 (1, 8)																						
<b>Geoff Blum, S</b> OBP: 0.309, SLG: 0.426 (1, 4)																						
<b>5 Jeff Bagwell, R</b> OBP: 0.355, SLG: 0.465 (1, 3)																						
<b>17 Lance Berkman, S</b> OBP: 0.392, SLG: 0.477 (1, 7)																						
<b>Richard Hidalgo, R</b> OBP: 0.396, SLG: 0.563 (1, 9)																						
<b>Morgan Ensberg, R</b> OBP: 0.412, SLG: 0.620 (1, 5)																						
<b>Brad Ausmus, R</b> OBP: 0.279, SLG: 0.271 (1, 2)																						
<b>4 Eric Bruntlett, R</b> OBP: 0.143, SLG: 0.143 (1, 6)																						
<b>Pete Munro, R</b> OBP: 0.296, SLG: 0.299 (9, PH)																						
<b>Ron Villone, L</b> OBP: 0.229, SLG: 0.125 (6, 1)																						
<b>Brandon Puffer, R</b> OBP: 0.307, SLG: 0.389 (7, PH)																						
<b>Orlando Merced, S</b> OBP: 0.291, SLG: 0.375 (9, PH)																						
<b>Inning Stats</b>	R: 1 E: 0 K: 1 S: 10	H: 2 LOB: 1 BB: 0 P: 14	R: 0 E: 1 K: 1 S: 11	H: 1 LOB: 2 BB: 0 P: 17	R: 0 E: 0 K: 0 S: 6	H: 0 LOB: 0 BB: 0 P: 11	R: 0 E: 0 K: 1 S: 11	H: 1 LOB: 1 BB: 0 P: 13	R: 0 E: 0 K: 1 S: 14	H: 1 LOB: 1 BB: 0 P: 21	R: 0 E: 0 K: 2 S: 9	H: 0 LOB: 0 BB: 0 P: 14	R: 1 E: 0 K: 0 S: 10	H: 1 LOB: 1 BB: 0 P: 13	R: 0 E: 0 K: 0 S: 7	H: 0 LOB: 1 BB: 1 P: 16	R: 0 E: 0 K: 0 S: 8	H: 0 LOB: 0 BB: 0 P: 10	1B: 4 2B: 2 3B: 0 HR: 0	SF: 1 SAC: 1 DP: 0 HBP: 1	WP: 0 PB: 0 SB: 1 CS: 0	PA: 36
<b>PITCHER</b>	IP WLS BF H R ER SO BB IBB HBP BLK WP HR S P ERA WHIP																					
<b>Kris Benson, R</b> ERA: 4.82 (1, 1)	6.0	24	5	1	1	6	0	0	0	0	0	0	0	0	61	90	1.50	0.833				
<b>Brian Boehringer, R</b> ERA: 7.24 (7, 1)	2.0	9	1	1	1	0	1	0	1	0	0	0	0	0	17	29	4.50	1.000				
<b>Mike Williams, R</b> ERA: 6.21 (9, 1)	1.0	3	0	0	0	0	0	0	0	0	0	0	0	8	10	0.00	0.000					

Houston Astros @ Pittsburgh Pirates  
PNC Park, Pittsburgh, PA  
Fri Jul 04, 2003, 4:05 PM EDT  
Att: 30,082 - Sunny - 83 F

AB 32  
R 2  
H 6  
RBI 2  
BB 1  
SO 6  
LOB 12



Batter	1	2	3	4	5	6	7	8	9	AB	R	H	RBI	BB	SO	LOB	BOTTOM				
<b>18 Jason Kendall, R</b> OBP: 0.391, SLG: 0.405 (1, 2)																					
<b>Jeff Reboulet, R</b> OBP: 0.356, SLG: 0.362 (1, 4)																					
<b>Brian Giles, L</b> OBP: 0.452, SLG: 0.516 (1, 7)																					
<b>Aramis Ramirez, R</b> OBP: 0.334, SLG: 0.419 (1, 5)																					
<b>Reggie Sanders, R</b> OBP: 0.319, SLG: 0.502 (1, 9)																					
<b>Craig Wilson, R</b> OBP: 0.348, SLG: 0.407 (1, 3)																					
<b>Mike Williams, R</b> ERA: 6.21 (9, 1)																					
<b>Adam Hyzdu, R</b> OBP: 0.345, SLG: 0.356 (1, 8)																					
<b>Matt Stairs, L</b> OBP: 0.359, SLG: 0.532 (6, PH)																					
<b>2 Jack Wilson, R</b> OBP: 0.296, SLG: 0.353 (1, 6)																					
<b>Kris Benson, R</b> ERA: 4.82 (1, 1)																					
<b>Kenny Lofton, L</b> OBP: 0.335, SLG: 0.434 (6, PH)																					
<b>Brian Boehringer, S</b> ERA: 4.95 (7, 1)																					
<b>Carlos Rivera, L</b> OBP: 0.250, SLG: 0.333 (9, 3)																					
<b>Inning Stats</b>	R: 0 E: 0 K: 1 S: 15	H: 0 LOB: 0 BB: 0 P: 21	R: 0 E: 0 K: 3 S: 9	H: 0 LOB: 0 BB: 0 P: 14	R: 0 E: 0 K: 1 S: 16	H: 1 LOB: 2 BB: 1 P: 24	R: 0 E: 0 K: 1 S: 11	H: 0 LOB: 2 BB: 0 P: 19	R: 0 E: 0 K: 1 S: 7	H: 1 LOB: 1 BB: 0 P: 15	R: 2 E: 0 K: 1 S: 15	H: 2 LOB: 2 BB: 2 P: 28	R: 0 E: 0 K: 0 S: 7	H: 0 LOB: 0 BB: 0 P: 13	R: 1 E: 0 K: 1 S: 9	H: 1 LOB: 0 BB: 0 P: 11	1B: 3 2B: 1 3B: 0 HR: 1	SF: 0 SAC: 1 DP: 1 HBP: 2	WP: 2 PB: 0 SB: 0 CS: 0	PA: 34	
<b>PITCHER</b>	IP WLS BF H R ER SO BB IBB HBP BLK WP HR S P ERA WHIP																				
<b>Ron Villone, L</b> ERA: 2.63 (1, 1)	5.2	24	3	2	2	7	2	0	2	0	0	0	0	67	109	3.18	0.882				
<b>Brandon Puffer, R</b> ERA: 4.95 (6, 1)	0.0	2	1	0	0	0	1	0	0	0	1	0	2	8	8	∞	∞				
<b>Mike Gallo, L</b> ERA: 4.95 (6, 1)	0.1	1	0	0	0	0	0	0	0	0	0	0	4	4	0.00	0.000					
<b>Pete Munro, R</b> ERA: 4.85 (7, 1)	2.0	7	1	1	1	1	0	0	0	0	0	1	16	24	4.50	0.500					

Houston Astros @ Pittsburgh Pirates  
PNC Park, Pittsburgh, PA  
Fri Jul 04, 2003, 4:05 PM EDT  
Att: 30,082 - Sunny - 83 F

AB 28  
R 3  
H 5  
RBI 2  
BB 3  
SO 8  
LOB 13





Batter	1	2	3	4	5	6	7	8	9	AB	R	H	RBI	BB	SO	LOB	TOP								
<b>Craig Biggio, R</b> OBP: 0.346, SLG: 0.419 (1, 8)	4-1 FC5-2 2B BB	0-2 G6-3			3-2 F8		1-1 17 F9 1B HBP		0-0 G5-3	3	0	0	0	1	0	2									
<b>Geoff Blum, S</b> OBP: 0.315, SLG: 0.447 (8, 6)	1-1 FC5-2 17 2B 2B		3-1 G3-1		0-1 17 HBP 1B		0-0 F8		1-0 HR	5	2	3	1	0	0	1									
<b>Morgan Ensberg, R</b> OBP: 0.412, SLG: 0.614 (1, 5)	0-2 FC5-2 17 2B		3-2 17 FC4-6 1B		0-2 F8		1-0 17 E 1B		1-3 K	5	1	2	0	0	1	4									
<b>17 Lance Berkman, S</b> OBP: 0.395, SLG: 0.479 (1, 7)	0-1 1-H 3-H 2B		3-0 FC4-6 FC6-4 1-2		2-2 HBP		1-2 F9		4-0 BB	3	0	1	2	1	0	3									
<b>Richard Hidalgo, R</b> OBP: 0.389, SLG: 0.552 (1, 9)	0-2 F7		0-0 FC6-4 1-2		0-1 G4-3		0-0 G6-3		2-1 F9	5	0	0	0	0	0	8									
<b>Orlando Merced, S</b> OBP: 0.302, SLG: 0.390 (1, 3)	2-1 G4-3			2-1 G6-3		1-2 G4-3 2B		0-0 2B		4	0	2	0	0	0	1									
<b>Brad Ausmus, R</b> OBP: 0.279, SLG: 0.271 (1, 2)		1-2 SH1-3 1B		3-2 G4-3		0-1 G4-3		0-0 F8		4	0	1	0	0	0	2									
<b>28 Adam Everett, R</b> OBP: 0.203, SLG: 0.384 (4, 1)		1-3 K		0-1 F9		1-0 G4-3		0-0 F7		2	0	0	0	0	0	1									
<b>Brian Hunter, R</b> OBP: 0.203, SLG: 0.325 (6, PH)										1	0	0	0	0	0	1									
<b>Ricky Stone, R</b> OBP: 0.203, SLG: 0.325 (6, PH)										0	0	0	0	0	0	0									
<b>5 Jeff Bagwell, R</b> OBP: 0.293, SLG: 0.464 (8, PH)										1	0	0	0	0	0	1									
<b>David Matranga, R</b> OBP: 0.200, SLG: 0.200 (8, 4)										0	0	0	0	0	0	0									
<b>Kirk Saarloos, R</b> (1, 1)		1-2 SH1-3			0-0 1B		0-1 G1-3		2-3 K2-3	0	0	0	0	0	0	0									
<b>4 Eric Bruntlett, R</b> OBP: 0.188, SLG: 0.188 (4, 6)										2	0	1	0	0	0	1									
<b>Gregg Zaun, S</b> OBP: 0.293, SLG: 0.295 (6, PH)										1	0	0	0	0	1	1									
<b>54 Brad Lidge, R</b> (8, 1)										0	0	0	0	0	0	0									
<b>Inning Stats</b>	R: 2 E: 0 K: 0 S: 15	H: 2 LOB: 1 BB: 1 P: 22	R: 0 E: 0 K: 1 S: 16	H: 1 LOB: 1 BB: 0 P: 18	R: 0 E: 0 K: 0 S: 7	H: 1 LOB: 1 BB: 0 P: 16	R: 0 E: 0 K: 0 S: 9	H: 0 LOB: 0 BB: 0 P: 14	R: 0 E: 0 K: 0 S: 16	H: 2 LOB: 3 BB: 0 P: 21	R: 0 E: 0 K: 0 S: 8	H: 1 LOB: 1 BB: 0 P: 10	R: 0 E: 1 K: 0 S: 7	H: 1 LOB: 2 BB: 0 P: 10	R: 0 E: 0 K: 1 S: 8	H: 1 LOB: 1 BB: 1 P: 16	R: 1 E: 0 K: 1 S: 8	H: 1 LOB: 1 BB: 1 P: 16	1B: 5 2B: 4 3B: 0 HR: 1	SF: 0 SAC: 1 DP: 0 HBP: 2	WP: 0 PB: 0 SB: 0 CS: 0	PA: 41			
<b>PITCHER</b>	IP	WLS	BF	H	R	ER	SO	BB	IBB	HBP	BLK	WP	HR	S	P	ERA	WHIP								
<b>Jeff Suppan, R</b> ERA: 3.7 (1, 1)	7.0	W	32	8	2	2	1	1	0	2	0	0	0	78	111	2.57	1.286								
<b>Mike Lincoln, R</b> ERA: 3.39 (8, 1)	1.0	H	4	1	0	0	1	0	0	0	0	0	0	8	10	0.00	1.000								
<b>Mike Williams, R</b> ERA: 6.29 (9, 1)	1.0	S	5	1	1	1	1	1	0	0	0	0	1	8	16	9.00	2.000								

Houston Astros @ Pittsburgh Pirates  
PNC Park, Pittsburgh, PA  
Sat Jul 05 2003, 7:05 PM EDT  
Att: 22,258 - Cloudy - 79 F

AB	36
R	3
H	10
RBI	3
BB	2
SO	3
LOB	26



Batter	1	2	3	4	5	6	7	8	9	AB	R	H	RBI	BB	SO	LOB	BOTTOM								
<b>Kenny Lofton, L</b> OBP: 0.338, SLG: 0.434 (1, 8)	2-1 18 1B 2B	1-0 P5		1-2 P5			1-0 18 CS 1B			4	1	2	0	0	0	2									
<b>18 Jason Kendall, R</b> OBP: 0.385, SLG: 0.403 (1, 2)	2-2 2B 1B	2-2 G6-3			0-0 F8		2-2 G6-3 1-2			4	1	1	0	0	0	2									
<b>Brian Giles, L</b> OBP: 0.449, SLG: 0.516 (1, 7)	0-0 1-H 3-H 2B		0-3 K		0-0 F9		2-0 G3-1			4	1	1	2	0	1	0									
<b>Aramis Ramirez, R</b> OBP: 0.339, SLG: 0.425 (1, 5)	1-0 1B		3-2 F8		3-2 2B			4-2 BB		3	0	2	1	1	0	0									
<b>Matt Stairs, L</b> OBP: 0.350, SLG: 0.517 (1, 3)	3-3 K		0-1 L8		0-1 G3-1			2-3 K		4	0	0	0	0	2	3									
<b>Reggie Sanders, R</b> OBP: 0.313, SLG: 0.494 (1, 9)	2-1 P6		1-3 K			3-2 G6-3		0-0 F8		4	0	0	0	0	1	2									
<b>2 Jack Wilson, R</b> OBP: 0.295, SLG: 0.351 (1, 6)	3-2 F7		2-2 G3			2-2 G4-3 1B		2-3 K2-3		4	0	1	0	0	1	2									
<b>Jeff Reboulet, R</b> OBP: 0.366, SLG: 0.374 (1, 4)		3-2 SH3-4 HBP		3-2 2B 2B		3-2 G4-3		1-2		2	1	1	0	0	0	1									
<b>Jeff Suppan, R</b> OBP: 0.344, SLG: 0.333 (1, 1)		0-0 SH3-4		0-1 2B		0-3 K				2	0	1	1	0	1	1									
<b>Mike Lincoln, R</b> (8, 1)										0	0	0	0	0	0	0									
<b>Carlos Rivera, L</b> OBP: 0.250, SLG: 0.333 (9, 3)										0	0	0	0	0	0	0									
<b>Inning Stats</b>	R: 3 E: 0 K: 1 S: 15	H: 4 LOB: 1 BB: 0 P: 28	R: 0 E: 0 K: 0 S: 7	H: 0 LOB: 0 BB: 0 P: 13	R: 0 E: 0 K: 1 S: 10	H: 0 LOB: 0 BB: 0 P: 13	R: 1 E: 0 K: 1 S: 15	H: 2 LOB: 1 BB: 0 P: 22	R: 0 E: 0 K: 0 S: 10	H: 1 LOB: 1 BB: 0 P: 13	R: 0 E: 0 K: 1 S: 13	H: 1 LOB: 1 BB: 0 P: 21	R: 0 E: 0 K: 0 S: 7	H: 1 LOB: 0 BB: 0 P: 11	R: 0 E: 0 K: 2 S: 12	H: 0 LOB: 1 BB: 1 P: 20	R: 0 E: 0 K: 2 S: 12	H: 0 LOB: 1 BB: 1 P: 20	1B: 5 2B: 4 3B: 0 HR: 0	SF: 0 SAC: 1 DP: 0 HBP: 1	WP: 0 PB: 0 SB: 1 CS: 1	PA: 34			
<b>PITCHER</b>	IP	WLS	BF	H	R	ER	SO	BB	IBB	HBP	BLK	WP	HR	S	P	ERA	WHIP								
<b>Kirk Saarloos, R</b> ERA: 6.67 (1, 1)	3.2	L	18	8	4	4	3	0	0	1	0	0	0	44	72	9.82	1.636								
<b>Mike Gallo, L</b> ERA: (4, 1)	1.1		5	1	0	0	0	0	0	0	0	0	0	13	17	0.00	0.750								
<b>Ricky Stone, R</b> ERA: 3.88 (6, 1)	2.0		7	2	0	0	1	0	0	0	0	0	0	20	32	0.00	1.000								
<b>54 Brad Lidge, R</b> ERA: 2.66 (8, 1)	1.0		4	0	0	0	2	1	0	0	0	0	0	12	20	0.00	1.000								

Houston Astros @ Pittsburgh Pirates  
PNC Park, Pittsburgh, PA  
Sat Jul 05 2003, 7:05 PM EDT  
Att: 22,258 - Cloudy - 79 F

AB	31
R	4
H	9
RBI	4
BB	1
SO	6
LOB	13





Batter	1	2	3	4	5	6	7	8	9	AB	R	H	RBI	BB	SO	LOB	TOP			
<b>Craig Biggio, R</b> OBP: 0.345, SLG: 0.417 (1, 8)										4	0	1	0	0	1	0	<b>Houston Astros @ Pittsburgh Pirates</b> PNC Park, Pittsburgh, PA Sun Jul 06 2003, 1:35 PM EDT Att: 18,741 - Sunny - 88 F			
<b>Geoff Blum, S</b> OBP: 0.314, SLG: 0.444 (1, 4)										4	1	1	0	0	0	1				
<b>5 Jeff Bagwell, R</b> OBP: 0.350, SLG: 0.458 (1, 3)										4	0	0	0	0	0	1				
<b>17 Lance Berkman, S</b> OBP: 0.396, SLG: 0.488 (1, 7)										3	2	1	2	1	0	1				
<b>Morgan Ensberg, R</b> OBP: 0.409, SLG: 0.603 (1, 5)										3	0	0	0	0	0	3				
<b>Orlando Merced, S</b> OBP: 0.301, SLG: 0.387 (1, 9)										4	0	1	1	0	0	1				
<b>Brad Ausmus, R</b> OBP: 0.276, SLG: 0.267 (1, 2)										3	0	0	0	0	1	1				
<b>28 Adam Everett, R</b> OBP: 0.298, SLG: 0.377 (1, 6)										3	0	0	0	0	0	0				
<b>Wade Miller, R</b> OBP: 0.206, SLG: 0.188 <b>Pete Munro, R</b> (6, 1)										2	0	0	0	0	1	0				
<b>Brian Hunter, R</b> OBP: 0.290, SLG: 0.321 <b>Brandon Puffer, R</b> (8, 1)										0	0	0	0	0	0	0				
<b>Inning Stats</b>	R: 0 E: 0 K: 0 S: 5	H: 0 LOB: 0 BB: 0 P: 6	R: 0 E: 0 K: 0 S: 5	H: 0 LOB: 0 BB: 0 P: 6	R: 0 E: 0 K: 2 S: 8	H: 0 LOB: 0 BB: 0 P: 10	R: 1 E: 1 K: 1 S: 10	H: 1 LOB: 1 BB: 0 P: 14	R: 0 E: 0 K: 0 S: 6	H: 1 LOB: 0 BB: 0 P: 7	R: 1 E: 1 K: 0 S: 7	H: 1 LOB: 1 BB: 1 P: 12	R: 0 E: 0 K: 0 S: 6	H: 0 LOB: 0 BB: 0 P: 9	R: 1 E: 0 K: 0 S: 7	H: 1 LOB: 1 BB: 0 P: 12	1B: 3 2B: 0 3B: 0 HR: 1	SF: 0 SAC: 0 DP: 2 HBP: 1	WP: 0 PB: 0 SB: 0 CS: 0	PA: 33
<b>PITCHER</b> <b>Jeff D'Amico, R</b> ERA: 3.87 (1, 1)	IP: 9.0 WLS: W BF: 33	H: 4 R: 3 ER: 2 SO: 3	BB: 1 IBB: 0 HBP: 1 BLK: 0	WP: 0 HR: 1 S: 61 P: 90	ERA: 2.00 WHIP: 0.556											ERA: 2.00 WHIP: 0.556				

AB	31
R	3
H	4
RBI	3
BB	1
SO	3
LOB	8



Batter	1	2	3	4	5	6	7	8	9	AB	R	H	RBI	BB	SO	LOB	BOTTOM			
<b>Kenny Lofton, L</b> OBP: 0.342, SLG: 0.442 (1, 8)										4	2	2	0	1	0	1	<b>Houston Astros @ Pittsburgh Pirates</b> PNC Park, Pittsburgh, PA Sun Jul 06 2003, 1:35 PM EDT Att: 18,741 - Sunny - 88 F			
<b>18 Jason Kendall, R</b> OBP: 0.396, SLG: 0.399 (1, 2)										5	1	1	0	0	0	4				
<b>Brian Giles, L</b> OBP: 0.448, SLG: 0.532 (1, 7)										5	1	2	1	0	1	3				
<b>Aramis Ramirez, R</b> OBP: 0.340, SLG: 0.433 (1, 5)										5	1	2	4	0	1	1				
<b>Matt Stairs, L</b> OBP: 0.352, SLG: 0.510 (8, 9)										4	1	1	0	1	1	1				
<b>Craig Wilson, R</b> OBP: 0.359, SLG: 0.438 <b>Carlos Rivera, L</b> OBP: 0.250, SLG: 0.333 (8, 3)										3	1	2	1	0	0	1				
<b>2 Jack Wilson, R</b> OBP: 0.298, SLG: 0.351 (1, 6)										3	1	1	0	0	0	1				
<b>Abraham Nunez, S</b> OBP: 0.268, SLG: 0.255 (1, 4)										4	0	1	2	0	0	4				
<b>Jeff D'Amico, R</b> OBP: 0.179, SLG: 0.148 (1, 1)										4	0	2	0	0	1	1				
<b>Inning Stats</b>	R: 0 E: 0 K: 1 S: 9	H: 1 LOB: 1 BB: 0 P: 14	R: 2 E: 0 K: 0 S: 12	H: 4 LOB: 2 BB: 1 P: 22	R: 2 E: 0 K: 1 S: 10	H: 2 LOB: 0 BB: 0 P: 20	R: 0 E: 0 K: 0 S: 10	H: 1 LOB: 1 BB: 0 P: 16	R: 0 E: 0 K: 1 S: 13	H: 0 LOB: 3 BB: 1 P: 25	R: 3 E: 0 K: 1 S: 16	H: 3 LOB: 0 BB: 0 P: 25	R: 0 E: 0 K: 0 S: 6	H: 1 LOB: 1 BB: 0 P: 11	R: 1 E: 0 K: 0 S: 15	H: 2 LOB: 1 BB: 0 P: 22		1B: 7 2B: 4 3B: 0 HR: 3	SF: 0 SAC: 0 DP: 0 HBP: 2	WP: 0 PB: 0 SB: 0 CS: 0
<b>PITCHER</b> <b>Wade Miller, R</b> ERA: 4.83 <b>Pete Munro, R</b> ERA: 4.7 <b>Brandon Puffer, R</b> ERA: 5.14	IP: 1.1 WLS: L BF: 5	H: 1 R: 0 ER: 0 SO: 0	BB: 0 IBB: 0 HBP: 0 BLK: 0	WP: 0 HR: 0 S: 10 P: 18	ERA: 0.00 WHIP: 0.750											ERA: 0.00 WHIP: 0.750				





Batter	1	2	3	4	5	6	7	8	9	AB	R	H	RBI	BB	SO	LOB	TOP								
Kenny Lofton, L (1.8) OBP: 0.337, SLG: 0.436	G4-3		F8			K		P6		4	0	0	0	0	1	1									
18 Jason Kendall, R (1.2) OBP: 0.390, SLG: 0.405	G4-6-3 HBP			F8					1B	3	1	2	1	0	0	0									
Brian Giles, L (1.7) OBP: 0.442, SLG: 0.522	G4-6-3 1-2				K				G6-3	4	0	0	0	0	1	3									
Aramis Ramirez, R (1.5) OBP: 0.339, SLG: 0.431		F7			K2-3					4	0	1	1	0	2	0									
Reggie Sanders, R (1.9) OBP: 0.314, SLG: 0.489		G1-3								2	0	0	0	1	0	0									
Carlos Rivera, L (7.3) OBP: 0.238, SLG: 0.316						P3			K	1	0	0	0	0	1	1									
Craig Wilson, R (1.3) OBP: 0.363, SLG: 0.431										2	0	0	0	2	0	2									
2 Jack Wilson, R (1.6) OBP: 0.295, SLG: 0.348										3	0	0	0	0	1	3									
Jeff Reboulet, R (1.4) OBP: 0.373, SLG: 0.394									G1-3	2	1	1	0	1	0	0									
Kip Wells, R (1.1) OBP: 0.206, SLG: 0.353										2	0	0	0	0	1	2									
Joe Beimel, L (6.1)										0	0	0	0	0	0	0									
Julian Tavarez, L (7.1)										0	0	0	0	0	0	0									
Randall Simon, L (8. PH) OBP: 0.306, SLG: 0.426										1	0	0	0	0	0	0									
Brian Boehringer, S (8.1)										0	0	0	0	0	0	0									
<b>Inning Stats</b>	R: 0 E: 0 K: 0 S: 6	H: 0 LOB: 0 BB: 0 P: 9	R: 0 E: 0 K: 1 S: 11	H: 0 LOB: 1 BB: 1 P: 18	R: 0 E: 0 K: 0 S: 6	H: 0 LOB: 0 BB: 1 P: 13	R: 0 E: 0 K: 2 S: 9	H: 0 LOB: 0 BB: 0 P: 11	R: 0 E: 0 K: 0 S: 5	H: 0 LOB: 0 BB: 1 P: 10	R: 1 E: 0 K: 2 S: 15	H: 2 LOB: 1 BB: 0 P: 24	R: 0 E: 0 K: 1 S: 9	H: 0 LOB: 1 BB: 1 P: 18	R: 0 E: 0 K: 0 S: 6	H: 0 LOB: 0 BB: 0 P: 11	R: 1 E: 0 K: 1 S: 12	H: 2 LOB: 1 BB: 0 P: 18	1B: 2 2B: 3 3B: 1 HR: 0	SF: 0 SAC: 0 DP: 3 HBP: 1	WP: 0 PB: 0 SB: 1 CS: 0	PA: 33			
<b>PITCHER</b>	IP	WLS	BF	H	R	ER	SO	BB	IBB	HBP	BLK	WP	HR	S	P	ERA	WHIP								
Wayne Franklin, L (1.1) ERA: 4.76	6.0	W	21	2	1	1	5	3	0	1	0	0	0	52	85	1.50	0.833								
Luis Vizcaino, R (7.1) ERA: 8.05	1.0		4	0	0	0	1	1	0	0	0	0	0	9	18	0.00	1.000								
Leo Estrella, R (8.1) ERA: 2.01	1.0		3	0	0	0	0	0	0	0	0	0	0	6	11	0.00	0.000								
Shane Nance, L (9.1) ERA: 7.11	1.0		5	2	1	1	1	0	0	0	0	0	0	12	18	9.00	2.000								

**Pittsburgh Pirates @ Milwaukee Brewers**  
Miller Park, Milwaukee, WI  
Mon Jul 07 2003, 7:05 PM CDT  
Att: 12,322 - Cloudy - 84 F

AB	28
R	2
H	4
RBI	2
BB	4
SO	7
LOB	12



Batter	1	2	3	4	5	6	7	8	9	AB	R	H	RBI	BB	SO	LOB	BOTTOM								
Eric Young Sr., R (1.4) OBP: 0.349, SLG: 0.439	L9		G6-3							3	1	1	2	2	0	0									
Scott Podsednik, L (1.8) OBP: 0.403, SLG: 0.447										1	1	1	0	0	0	0									
Brady Clark, R (2.8) OBP: 0.283, SLG: 0.315	2B									3	0	2	2	0	1	0									
Geoff Jenkins, L (1.7) OBP: 0.360, SLG: 0.543										4	1	1	1	1	1	3									
Richie Sexson, R (1.3) OBP: 0.373, SLG: 0.508		G5-3								4	1	1	1	1	0	5									
John Vander Wal, L (1.9) OBP: 0.378, SLG: 0.500										4	1	0	0	1	2	3									
Wes Helms, R (1.5) OBP: 0.324, SLG: 0.443										4	1	2	0	0	0	1									
Keith Osik, R (1.2) OBP: 0.325, SLG: 0.297										4	1	0	1	0	0	3									
Royce Clayton, R (1.6) OBP: 0.302, SLG: 0.359										3	1	2	1	0	0	1									
Wayne Franklin, L (1.1) ERA: 3.82										1	0	0	0	0	0	0									
Keith Gillier, R (6. PH) OBP: 0.114, SLG: 0.154										0	1	0	0	0	0	0									
Luis Vizcaino, R (7.1) OBP: 0.336, SLG: 0.336										0	0	0	0	0	0	0									
Enrique Cruz, R (7. PH) OBP: 0.172, SLG: 0.113										1	0	0	0	0	1	1									
Leo Estrella, R (8.1)										0	0	0	0	0	0	0									
Shane Nance, L (9.1)										0	0	0	0	0	0	0									
<b>Inning Stats</b>	R: 2 E: 0 K: 1 S: 13	H: 2 LOB: 0 BB: 0 P: 18	R: 0 E: 1 K: 0 S: 8	H: 0 LOB: 0 BB: 0 P: 10	R: 0 E: 0 K: 1 S: 8	H: 0 LOB: 0 BB: 0 P: 12	R: 0 E: 0 K: 0 S: 12	H: 0 LOB: 1 BB: 1 P: 19	R: 0 E: 1 K: 0 S: 10	H: 1 LOB: 3 BB: 2 P: 19	R: 4 E: 0 K: 0 S: 17	H: 4 LOB: 1 BB: 0 P: 33	R: 2 E: 0 K: 1 S: 12	H: 2 LOB: 1 BB: 1 P: 19	R: 0 E: 0 K: 2 S: 13	H: 1 LOB: 2 BB: 1 P: 23	1B: 9 2B: 1 3B: 0 HR: 0	SF: 2 SAC: 1 DP: 1 HBP: 1	WP: 1 PB: 0 SB: 0 CS: 0	PA: 41					
<b>PITCHER</b>	IP	WLS	BF	H	R	ER	SO	BB	IBB	HBP	BLK	WP	HR	S	P	ERA	WHIP								
Kip Wells, R (1.1) ERA: 3.82	5.2	L	29	7	7	6	2	1	2	1	0	0	0	65	106	9.53	1.412								
Joe Beimel, L (6.1) ERA: 3.23	0.1		1	0	0	0	0	0	0	0	0	0	0	3	5	0.00	0.000								
Julian Tavarez, R (7.1) ERA: 4.68	1.0		6	2	2	2	1	1	0	0	0	0	0	12	19	18.00	3.000								
Brian Boehringer, R (8.1) ERA: 7.02	1.0		5	1	0	0	2	1	0	0	0	0	0	13	23	0.00	2.000								

**Pittsburgh Pirates @ Milwaukee Brewers**  
Miller Park, Milwaukee, WI  
Mon Jul 07 2003, 7:05 PM CDT  
Att: 12,322 - Cloudy - 84 F

AB	32
R	9
H	10
RBI	8
BB	5
SO	5
LOB	17









Batter	1	2	3	4	5	6	7	8	9	10	11	12	AB	R	H	RBI	BB	SO	LOB	TOP						
<b>Kenny Lofton, L</b> OBP: 0.339, SLG: 0.455 (1.8)	G1-3		F9			F9		G4-3					5	0	2	0	0	0	0							
<b>18 Jason Kendall, R</b> OBP: 0.391, SLG: 0.405 (1.2)	G6-3		P3			3B		G6-3		G1-3			5	1	1	0	0	0	2							
<b>Brian Giles, L</b> OBP: 0.440, SLG: 0.521 (1.7)	P5							F9					5	0	1	1	0	0	0							
<b>Aramis Ramirez, R</b> OBP: 0.332, SLG: 0.424 (1.5)		P5						G3					5	0	0	0	0	1	1							
<b>Craig Wilson, R</b> OBP: 0.358, SLG: 0.422 (9.9)		K						F7					5	0	1	0	0	3	1							
<b>Reggie Sanders, R</b> OBP: 0.315, SLG: 0.483 (9. FR)													2	0	0	0	2	1	1							
<b>Abraham Nunez, S</b> OBP: 0.288, SLG: 0.255 (9. FR)													0	0	0	0	0	0	0							
<b>Carlos Rivera, L</b> OBP: 0.217, SLG: 0.286 (9.3)													1	0	0	0	0	1	0							
<b>2 Jack Wilson, R</b> OBP: 0.295, SLG: 0.353 (1.6)		P4											4	0	0	0	1	0	2							
<b>Jeff Rebutel, R</b> OBP: 0.353, SLG: 0.370 (1.4)			G4-3			G1-4-3							5	0	1	0	0	1	1							
<b>Kris Benson, R</b> OBP: 0.320, SLG: 0.417 (7. PR)			G1-3										2	0	0	0	0	0	0							
<b>Randall Simon, L</b> OBP: 0.200, SLG: 0.241 (7. PR)													0	0	0	0	0	0	0							
<b>Mike Lincoln, R</b> OBP: 0.288, SLG: 0.255 (9.3)													0	0	0	0	0	0	0							
<b>Scott Sauerbeck, R</b> OBP: 0.217, SLG: 0.286 (9.3)													1	0	0	0	0	1	0							
<b>Adam Hyzdu, R</b> OBP: 0.217, SLG: 0.286 (10.1)													0	0	0	0	0	0	0							
<b>Brian Boehringer, S</b> OBP: 0.217, SLG: 0.286 (10.1)													0	0	0	0	0	0	0							
<b>Joe Beimel, L</b> OBP: 0.217, SLG: 0.286 (12.1)													0	0	0	0	0	0	0							
<b>Inning Stats</b>	R: 0 E: 0 K: 0 S: 6	H: 0 LOB: 0 BB: 0 P: 7	R: 0 E: 0 K: 1 S: 10	H: 0 LOB: 1 BB: 1 P: 18	R: 0 E: 0 K: 0 S: 14	H: 1 LOB: 1 BB: 0 P: 19	R: 0 E: 0 K: 1 S: 7	H: 1 LOB: 1 BB: 0 P: 9	R: 0 E: 0 K: 0 S: 6	H: 0 LOB: 0 BB: 1 P: 12	R: 1 E: 0 K: 0 S: 14	H: 2 LOB: 1 BB: 0 P: 20	R: 0 E: 0 K: 0 S: 6	H: 0 LOB: 0 BB: 0 P: 9	R: 0 E: 0 K: 1 S: 9	H: 0 LOB: 1 BB: 1 P: 17	R: 0 E: 0 K: 1 S: 11	H: 0 LOB: 0 BB: 0 P: 14	R: 0 E: 0 K: 2 S: 9	H: 0 LOB: 0 BB: 0 P: 11	R: 0 E: 0 K: 2 S: 9	H: 0 LOB: 0 BB: 0 P: 13	1B: 4 2B: 1 3B: 1 HR: 0	SF: 0 SAC: 0 DP: 1 HBP: 0	WP: 0 PB: 0 SB: 0 CS: 0	PA: 44
<b>PITCHER</b>	IP	WLS	BF	H	R	ER	SO	BB	IBB	HBP	BLK	WP	HR	S	P	ERA	WHIP									
<b>Glendon Rusch, L</b> ERA: 4.09	(1.1)	6.0	23	4	1	1	2	2	0	0	0	0	0	14	19	0.00	0.500									
<b>Leo Estrella, R</b> ERA: 1.89	(7.1)	2.0	7	1	0	0	0	0	0	0	0	0	0	9	17	0.00	1.000									
<b>Mike DeJean, R</b> ERA: 4.87	(9.1)	1.0	4	0	0	0	1	1	0	0	0	0	0	9	17	0.00	1.000									
<b>Shane Nance, L</b> ERA: 6.59	(10.1)	1.0	4	1	0	0	1	0	0	0	0	0	0	11	14	0.00	1.000									
<b>Dan Kolb, R</b> ERA: 3.18	(11.1)	1.0	3	0	0	0	2	0	0	0	0	0	0	9	11	0.00	0.000									
<b>PITCHER</b>	IP	WLS	BF	H	R	ER	SO	BB	IBB	HBP	BLK	WP	HR	S	P	ERA	WHIP									
<b>Brooks Kieschnick, R</b> ERA: 4.68	(12.1)	1.0	3	0	0	0	2	0	0	0	0	0	0	9	13	0.00	0.000									

**Pittsburgh Pirates @ Milwaukee Brewers**  
Miller Park, Milwaukee, WI  
Wed Jul 09 2003, 7:05 PM CDT  
Alt. 22,490 - Cloudy - 74 F

AB 41  
R 1  
H 6  
RBI 1  
BB 3  
SO 8  
LOB 9



Batter	1	2	3	4	5	6	7	8	9	10	11	12	AB	R	H	RBI	BB	SO	LOB	BOTTOM						
<b>Eric Young Sr., R</b> OBP: 0.337, SLG: 0.422 (1.4)	F8		F8			L8							6	0	0	0	0	0	4							
<b>Scott Podsednik, L</b> OBP: 0.401, SLG: 0.442 (1.8)	E6		E			G4-3							5	0	1	0	1	0	2							
<b>Geoff Jenkins, L</b> OBP: 0.362, SLG: 0.537 (1.7)			E7										5	0	2	0	1	2	0							
<b>Richie Sexson, R</b> OBP: 0.373, SLG: 0.509 (1.3)	F9		F8										4	1	1	1	2	1	4							
<b>John Vander Wal, L</b> OBP: 0.373, SLG: 0.486 (1.9)	F8												6	0	1	0	0	2	6							
<b>Wes Helms, R</b> OBP: 0.324, SLG: 0.448 (1.5)			F8			F8							6	0	1	1	0	2	4							
<b>Eddie Pérez, R</b> OBP: 0.345, SLG: 0.490 (1.2)													4	0	3	0	0	1	0							
<b>Enrique Cruz, R</b> OBP: 0.172, SLG: 0.113 (8. PR)													0	0	0	0	0	0	0							
<b>Keith Osik, R</b> OBP: 0.323, SLG: 0.295 (9.2)													1	0	0	0	0	0	1							
<b>Royce Clayton, R</b> OBP: 0.297, SLG: 0.349 (1.6)			G6-4-3										4	0	0	0	1	2	3							
<b>Denner Reyes, L</b> ERA: 6.02													2	0	1	0	0	0	0							
<b>Leo Estrella, R</b> ERA: 1.89													0	0	0	0	0	0	0							
<b>Brian Giles, L</b> OBP: 0.440, SLG: 0.521 (1.7)													0	0	0	0	0	0	0							
<b>Mike DeJean, R</b> ERA: 4.87													0	0	0	0	0	0	0							
<b>Brian Boehringer, S</b> ERA: 6.59													0	0	0	0	0	0	0							
<b>Dan Kolb, R</b> ERA: 3.18													0	0	0	0	0	0	0							
<b>Joe Beimel, L</b> ERA: 3.18													0	0	0	0	0	0	0							
<b>Inning Stats</b>	R: 0 E: 1 K: 0 S: 9	H: 1 LOB: 2 BB: 0 P: 15	R: 0 E: 0 K: 0 S: 8	H: 1 LOB: 0 BB: 0 P: 9	R: 0 E: 1 K: 0 S: 12	H: 1 LOB: 2 BB: 1 P: 20	R: 0 E: 0 K: 0 S: 9	H: 1 LOB: 1 BB: 1 P: 16	R: 1 E: 0 K: 1 S: 13	H: 2 LOB: 3 BB: 2 P: 26	R: 0 E: 0 K: 3 S: 9	H: 1 LOB: 2 BB: 1 P: 25	R: 0 E: 0 K: 0 S: 9	H: 0 LOB: 0 BB: 0 P: 15	R: 0 E: 0 K: 2 S: 9	H: 1 LOB: 1 BB: 0 P: 13	R: 0 E: 0 K: 0 S: 9	H: 0 LOB: 0 BB: 0 P: 12	R: 0 E: 0 K: 1 S: 10	H: 1 LOB: 1 BB: 0 P: 13	R: 0 E: 0 K: 1 S: 14	H: 1 LOB: 0 BB: 0 P: 21	1B: 11 2B: 1 3B: 0 HR: 0	SF: 0 SAC: 0 DP: 2 HBP: 0	WP: 1 PB: 0 SB: 0 CS: 0	PA: 51
<b>PITCHER</b>	IP	WLS	BF	H	R	ER	SO	BB	IBB	HBP	BLK	WP	HR	S	P	ERA	WHIP									
<b>Kris Benson, R</b> ERA: 4.63	(1.1)	6.0	29	7	1	1	2	4	0	0	0	1	0	67	111	1.50	1.833									
<b>Mike Lincoln, R</b> ERA: 2.84	(7.1)	2.1	8	1	0	0	5	0	0	0	0	0	0	22	34	0.00	0.429									
<b>Scott Sauerbeck, L</b> ERA: 4.34	(9.1)	0.2	2	0	0	0	0	0	0	0	0	0	0	5	6	0.00	0.000									
<b>Brian Boehringer, R</b> ERA: 6.02	(10.1)	2.0	7	2	0	0	2	0	0	0	1	0	0	24	34	0.00	1.000									
<b>Joe Beimel, L</b> ERA: 3.18	(12.1)	0.2	5	2	1	1	1	1	0	0	0	0	0	9	17	13.50	4.500									

**Pittsburgh Pirates @ Milwaukee Brewers**  
Miller Park, Milwaukee, WI  
Wed Jul 09 2003, 7:05 PM CDT  
Alt. 22,490 - Cloudy - 74 F

AB 46  
R 2  
H 12  
RBI 2  
BB 5  
SO 10  
LOB 25






Batter	1	2	3	4	5	6	7	8	9	AB	R	H	RBI	BB	SO	LOB	TOP										
<b>Kenny Lofton, L</b> OBP: 0.337, SLG: 0.450 (1, 8)	L9	F7			P6	18 E 1-2		G1-6-3		5	0	1	0	0	0	3											
<b>18 Jason Kendall, R</b> OBP: 0.386, SLG: 0.405 (1, 2)	F8		F9		HR	2B		F7		5	1	1	0	0	0	1											
<b>Brian Giles, L</b> OBP: 0.443, SLG: 0.519 (1, 7)	1B		P3		HR	BB		G4-3		3	1	1	0	2	0	0											
<b>Aramis Ramirez, R</b> OBP: 0.331, SLG: 0.430 (1, 5)	P5		F8		HR	K		F7		5	1	1	3	0	1	4											
<b>Reggie Sanders, R</b> OBP: 0.322, SLG: 0.500 (1, 9)		HR			G6-3			G3-6-3		4	1	3	1	0	0	0											
<b>Craig Wilson, R</b> OBP: 0.399, SLG: 0.423 (1, 3)					F7			G3-6-3		2	0	1	0	0	0	1											
<b>Matt Stairs, L</b> OBP: 0.355, SLG: 0.532 (5, PH)	FC4-6				P3			1-2		2	0	0	0	0	0	1											
<b>Carlos Rivera, L</b> OBP: 0.217, SLG: 0.286 (9, 3)	1B				F8			1-2		0	0	0	0	0	0	0											
<b>2 Jack Wilson, R</b> OBP: 0.292, SLG: 0.348 (1, 6)	P3				F8		B1-3	E6		4	0	0	0	0	0	2											
<b>Jeff Reboulet, R</b> OBP: 0.357, SLG: 0.369 (1, 4)	FC4-6				HBP		18 E 1B	CS	L3	3	1	1	0	0	0	1											
<b>Jeff Suppan, R</b> OBP: 0.361, SLG: 0.333 (1, 1)	BB				F9		K	G1-6-3		3	0	1	0	1	1	3											
<b>Inning Stats</b>	R: 0 E: 0 K: 0 S: 10	H: 1 LOB: 1 BB: 0 P: 17	R: 1 E: 0 K: 0 S: 17	H: 2 LOB: 2 BB: 1 P: 23	R: 0 E: 0 K: 0 S: 10	H: 0 LOB: 0 BB: 0 P: 13	R: 0 E: 0 K: 0 S: 8	H: 1 LOB: 2 BB: 0 P: 14	R: 3 E: 0 K: 2 S: 19	H: 2 LOB: 0 BB: 1 P: 34	R: 0 E: 1 K: 0 S: 6	H: 1 LOB: 0 BB: 0 P: 10	R: 0 E: 0 K: 0 S: 10	H: 1 LOB: 0 BB: 0 P: 17	R: 0 E: 0 K: 0 S: 7	H: 0 LOB: 0 BB: 0 P: 10	1B: 7 2B: 1 3B: 0 HR: 2	SF: 0 SAC: 0 DP: 2 HBP: 1	WP: 0 PB: 0 SB: 0 CS: 1	PA: 41							
<b>PITCHER</b>	IP	WLS	BF	H	R	ER	SO	BB	IBB	HBP	BLK	WP	HR	S	P	ERA	WHIP										
<b>Matt Ford, L</b> ERA: 3.7 (1, 1)	4.1	L	22	6	4	4	0	2	0	1	0	0	2	58	92	8.31	1.846										
<b>Dave Burba, R</b> ERA: 4.26 (5, 1)	3.0		14	4	1	0	2	0	1	0	0	0	0	36	60	0.00	1.333										
<b>Shane Nance, L</b> ERA: 6.28 (8, 1)	0.2		1	0	0	0	0	0	0	0	0	0	0	3	6	0.00	0.000										
<b>Brooks Kieschnick, R</b> ERA: 4.5 (9, 1)	1.0		3	0	0	0	0	0	0	0	0	0	0	7	10	0.00	0.000										

**Pittsburgh Pirates @ Milwaukee Brewers**  
Miller Park, Milwaukee, WI  
Thu Jul 10 2003, 1:05 PM CDT  
Att: 21,190 - Cloudy - 77 F


AB 36  
R 5  
H 10  
RBI 4  
BB 3  
SO 2  
LOB 16



Batter	1	2	3	4	5	6	7	8	9	AB	R	H	RBI	BB	SO	LOB	BOTTOM										
<b>Scott Podsednik, L</b> OBP: 0.399, SLG: 0.439 (1, 8)	P4		G3		S			L8		4	0	1	0	0	0	0											
<b>Keith Ginter, R</b> OBP: 0.345, SLG: 0.381 (1, 4)	F9		HR		K			HR		4	2	2	2	0	1	1											
<b>Geoff Jenkins, L</b> OBP: 0.358, SLG: 0.530 (1, 7)	G3-4-1		K		F8			G4-3		4	0	0	0	0	1	0											
<b>Richie Sexson, R</b> OBP: 0.372, SLG: 0.515 (1, 3)	G5-3				G6-3			K		4	1	1	1	0	1	0											
<b>Brady Clark, R</b> OBP: 0.291, SLG: 0.331 (1, 9)	S				2B			P6		4	1	3	0	0	0	0											
<b>Wes Helms, R</b> OBP: 0.320, SLG: 0.442 (1, 5)	K				F7			K		4	0	0	0	0	2	3											
<b>Eddie Pérez, R</b> OBP: 0.343, SLG: 0.490 (1, 2)					L8			K		4	0	1	1	0	1	2											
<b>Enrique Cruz, R</b> OBP: 0.172, SLG: 0.113 (9, PR)	2B							FC6		0	0	0	0	0	0	0											
<b>Royce Clayton, R</b> OBP: 0.293, SLG: 0.345 (1, 6)	G5-3				K			G6-3		4	0	0	0	0	2	2											
<b>Matt Ford, S</b> OBP: 0.336, SLG: 0.421 (1, 1)					G1-3			F9		1	0	0	0	0	0	0											
<b>Dave Burba, R</b> OBP: 0.336, SLG: 0.421 (5, 1)										1	0	0	0	0	1	0											
<b>Shane Nance, L</b> OBP: 0.336, SLG: 0.421 (8, 1)										0	0	0	0	0	0	0											
<b>Eric Young Sr., R</b> OBP: 0.336, SLG: 0.421 (8, PH)										1	0	0	0	0	0	0											
<b>Brooks Kieschnick, L</b> OBP: 0.336, SLG: 0.421 (9, 1)										0	0	0	0	0	0	0											
<b>Inning Stats</b>	R: 0 E: 0 K: 0 S: 5	H: 0 LOB: 0 BB: 0 P: 8	R: 1 E: 0 K: 1 S: 13	H: 2 LOB: 1 BB: 0 P: 18	R: 1 E: 0 K: 1 S: 17	H: 1 LOB: 0 BB: 0 P: 24	R: 0 E: 0 K: 0 S: 10	H: 1 LOB: 1 BB: 0 P: 14	R: 0 E: 0 K: 3 S: 11	H: 0 LOB: 0 BB: 0 P: 17	R: 0 E: 0 K: 2 S: 7	H: 0 LOB: 0 BB: 0 P: 11	R: 0 E: 0 K: 0 S: 10	H: 0 LOB: 0 BB: 0 P: 9	R: 1 E: 0 K: 0 S: 10	H: 1 LOB: 0 BB: 0 P: 13	R: 1 E: 1 K: 1 S: 13	H: 2 LOB: 1 BB: 0 P: 19	1B: 3 2B: 2 3B: 0 HR: 3	SF: 0 SAC: 0 DP: 0 HBP: 0	WP: 0 PB: 0 SB: 2 CS: 0	PA: 35					
<b>PITCHER</b>	IP	WLS	BF	H	R	ER	SO	BB	IBB	HBP	BLK	WP	HR	S	P	ERA	WHIP										
<b>Jeff Suppan, R</b> ERA: 3.73 (1, 1)	9.0	W	35	8	4	4	9	0	0	0	0	0	3	93	133	4.00	0.889										

**Pittsburgh Pirates @ Milwaukee Brewers**  
Miller Park, Milwaukee, WI  
Thu Jul 10 2003, 1:05 PM CDT  
Att: 21,190 - Cloudy - 77 F

AB 35  
R 4  
H 8  
RBI 4  
BB 0  
SO 9  
LOB 8





Batter	1	2	3	4	5	6	7	8	9	AB	R	H	RBI	BB	SO	LOB	TOP										
<b>Kenny Lofton, L</b> OBP: 0.336, SLG: 0.448 (1, 8)	0-3		2-2				1-2	0-2		4	0	1	0	0	1	0											
<b>18 Jason Kendall, R</b> OBP: 0.386, SLG: 0.403 (1, 2)	1-1			2-0			2-3	1-1		4	1	1	0	0	1	0											
<b>Brian Giles, L</b> OBP: 0.444, SLG: 0.517 (1, 7)	4-2			2-0			2-1		2-3	3	0	1	0	1	1	0											
<b>Aramis Ramirez, R</b> OBP: 0.330, SLG: 0.428 (1, 5)	2-2			1-1			2-0		1-2	4	0	1	0	0	0	1											
<b>Matt Stairs, L</b> OBP: 0.391, SLG: 0.526 <b>Craig Wilson, R</b> OBP: 0.355, SLG: 0.417 (1, 9) (5, 9)	0-3			2-3			0-3		1-2	2	0	0	0	0	2	3											
<b>Carlos Rivera, L</b> OBP: 0.231, SLG: 0.304 (1, 3)	2-2			2-1			0-1			2	0	1	1	0	0	0											
<b>2 Jack Wilson, R</b> OBP: 0.289, SLG: 0.345 (1, 6)	0-0			3-H 0-2			0-1			3	0	0	0	0	0	3											
<b>Abraham Nunez, S</b> OBP: 0.270, SLG: 0.279 (1, 4) (7, 6)			2-2				1-2	3-2		3	1	1	1	0	0	0											
<b>Jeff D'Amico, R</b> OBP: 0.167, SLG: 0.138 <b>Joe Beimel, L</b> (7, 1) <b>Julian Tavarez, L</b> (7, 1) <b>Jeff Reboulet, R</b> OBP: 0.355, SLG: 0.366 (7, 4)	0-0		0-0				0-3	0-3		2	0	0	0	0	1	0											
<b>Inning Stats</b>	R: 0 E: 0 K: 1 S: 12	H: 0 LOB: 1 BB: 1 P: 19	R: 0 E: 0 K: 1 S: 8	H: 0 LOB: 0 BB: 0 P: 10	R: 0 E: 0 K: 0 S: 7	H: 0 LOB: 0 BB: 0 P: 11	R: 1 E: 0 K: 1 S: 15	H: 3 LOB: 2 BB: 0 P: 24	R: 0 E: 0 K: 1 S: 12	H: 1 LOB: 1 BB: 0 P: 14	R: 0 E: 0 K: 1 S: 7	H: 1 LOB: 3 BB: 0 P: 7	R: 0 E: 0 K: 1 S: 15	H: 1 LOB: 0 BB: 0 P: 19	R: 0 E: 0 K: 1 S: 9	H: 0 LOB: 0 BB: 0 P: 13	1B: 5 2B: 0 3B: 0 HR: 1	SF: 1 SAC: 0 DP: 1 HBP: 0	WP: 0 PB: 0 SB: 0 CS: 0	PA: 32							
<b>PITCHER</b>	IP	WLS	BF	H	R	ER	SO	BB	IBB	HBP	BLK	WP	HR	S	P	ERA	WHIP										
<b>Wade Miller, R</b> ERA: 4.66 <b>54 Brad Lidge, R</b> ERA: 2.51 <b>Octavio Dotel, R</b> ERA: 2.09 <b>Billy Wagner, L</b> ERA: 2.31	6.0	W	22	4	1	1	5	1	0	0	0	0	0	61	91	1.50	0.833										

Pittsburgh Pirates @ Houston Astros  
Minute Maid Park, Houston, TX  
Fri Jul 11 2003, 7:05 PM CDT  
Att: 31,474 - Dome - 72 F

AB	30
R	2
H	6
RBI	2
BB	1
SO	8
LOB	7



Batter	1	2	3	4	5	6	7	8	9	AB	R	H	RBI	BB	SO	LOB	BOTTOM										
<b>Craig Biggio, R</b> OBP: 0.353, SLG: 0.429 (1, 8)	1-2		1-1		0-0		1-1	1-2		5	0	2	1	0	0	2											
<b>Geoff Blum, S</b> OBP: 0.318, SLG: 0.436 (1, 4)	2-2		1-2		1-0		1-2	1-2		4	0	1	0	0	0	3											
<b>5 Jeff Bagwell, R</b> OBP: 0.358, SLG: 0.461 (1, 3)	2-0			2-2	2-2		0-0	1-2		4	1	2	1	0	0	2											
<b>17 Lance Berkman, S</b> OBP: 0.403, SLG: 0.502 (1, 7)	0-1			2-2		1-1	4-0		1-2	3	0	0	0	1	0	0											
<b>Richard Hidalgo, R</b> OBP: 0.389, SLG: 0.565 (1, 9)	2-3			3-1		0-1	1-3			4	1	1	0	0	2	3											
<b>Morgan Ensberg, R</b> OBP: 0.418, SLG: 0.627 (1, 5)	0-0			1-1	2-H	2-1		3-2		4	0	3	1	0	0	0											
<b>Brad Ausmus, R</b> OBP: 0.278, SLG: 0.265 (1, 2)	2-2			0-0	1-2	2-1		1-0		3	1	0	0	0	0	2											
<b>28 Adam Everett, R</b> OBP: 0.303, SLG: 0.390 (1, 6)			0-1		3-1	1-2		0-0		4	1	1	1	0	0	2											
<b>Wade Miller, R</b> ERA: 4.66 <b>54 Brad Lidge, R</b> ERA: 2.51 <b>Brian Hunter, R</b> ERA: 3.15 <b>Octavio Dotel, R</b> ERA: 2.09 <b>Orlando Merced, S</b> ERA: 3.92 <b>Billy Wagner, L</b> ERA: 2.31	IP	WLS	BF	H	R	ER	SO	BB	IBB	HBP	BLK	WP	HR	S	P	ERA	WHIP										
<b>Jeff D'Amico, R</b> ERA: 3.97 <b>Joe Beimel, L</b> ERA: 3.6 <b>Julian Tavarez, R</b> ERA: 4.5	6.2	L	30	9	4	4	2	0	0	0	0	0	1	71	107	5.40	1.350										
<b>Inning Stats</b>	R: 1 E: 0 K: 0 S: 10	H: 1 LOB: 0 BB: 0 P: 15	R: 0 E: 0 K: 1 S: 7	H: 0 LOB: 0 BB: 0 P: 11	R: 0 E: 0 K: 0 S: 8	H: 1 LOB: 1 BB: 0 P: 10	R: 0 E: 0 K: 0 S: 10	H: 0 LOB: 0 BB: 0 P: 17	R: 2 E: 1 K: 0 S: 13	H: 3 LOB: 2 BB: 0 P: 22	R: 1 E: 0 K: 0 S: 11	H: 2 LOB: 1 BB: 0 P: 17	R: 0 E: 0 K: 2 S: 15	H: 2 LOB: 3 BB: 1 P: 23	R: 0 E: 0 K: 0 S: 9	H: 1 LOB: 2 BB: 1 P: 18	1B: 7 2B: 2 3B: 0 HR: 1	SF: 0 SAC: 1 DP: 0 HBP: 0	WP: 1 PB: 0 SB: 0 CS: 0	PA: 37							

Pittsburgh Pirates @ Houston Astros  
Minute Maid Park, Houston, TX  
Fri Jul 11 2003, 7:05 PM CDT  
Att: 31,474 - Dome - 72 F

AB	34
R	4
H	10
RBI	4
BB	2
SO	3
LOB	15





Batter	1	2	3	4	5	6	7	8	9	AB	R	H	RBI	BB	SO	LOB	TOP					
Kenny Lofton, L (1, 8) OBP: 0.338, SLG: 0.450	0-2 18 E 1B	0-3 K		1 SAFE 1-0 P6			3-1 F8		0-0 G6-3	1	1	0	1	0	0	0						
Craig Wilson, R (1, 7) OBP: 0.346, SLG: 0.404										4	1	0	0	0	1	1						
Adam Hyzdu, R (9, 8) OBP: 0.339, SLG: 0.348										0	0	0	0	0	0	0						
18 Jason Kendall, R (1, 2) OBP: 0.387, SLG: 0.403	1-2 E9 1B		2-0 E		0-2 L6		0-2 G5-3		2-1 G5-3	5	1	2	0	0	0	0						
Brian Giles, L (1, 7) OBP: 0.443, SLG: 0.514	3-1 HR		1-2 F7		1-0 G5-4-3		2-2 F7		2-1 F8	5	1	2	2	0	0	1						
Aramis Ramirez, R (1, 5) OBP: 0.329, SLG: 0.434	3-2 1-H		1-2 K		0-0 G5-4-3			1-3 K		4	1	1	2	0	2	2						
Reggie Sanders, R (1, 9) OBP: 0.321, SLG: 0.504	1-2 F9		2-2 E5		1-3 K			0-1 1B		4	1	1	0	0	1	2						
Carlos Rivera, L (1, 3) OBP: 0.287, SLG: 0.333	1-0 G3-1		1-2 P6		1-0 BB			0-2 BB		4	0	2	1	0	0	3						
2 Jack Wilson, R (1, 6) OBP: 0.286, SLG: 0.341	1-1 F9		0-0 G6-3		1-3 K			0-3 K		4	0	0	0	0	2	3						
Abraham Nunez, S (1, 4) OBP: 0.282, SLG: 0.282		1-2 G1-3		3-2 1B		4-2 BB		4-2 BB		2	0	1	0	2	0	0						
Kip Wells, R (1, 1) OBP: 0.189, SLG: 0.324		1-3 K		0-1 F8		1-3 K		2-0 P2		3	0	0	0	0	2	3						
Scott Sauerbeck, R (7, 1)										0	0	0	0	0	0	0						
Matt Stairs, L (8, PH) OBP: 0.349, SLG: 0.522										1	0	0	0	0	0	2						
Julian Tavaréz, L (8, 1)										0	0	0	0	0	0	0						
Mike Williams, R (9, 1)										0	0	0	0	0	0	0						
<b>Inning Stats</b>	R: 4 E: 1 K: 0 S: 21	H: 4 LOB: 1 BB: 0 P: 31	R: 0 E: 0 K: 2 S: 9	H: 0 LOB: 0 BB: 0 P: 11	R: 0 E: 1 K: 1 S: 13	H: 1 LOB: 2 BB: 0 P: 20	R: 0 E: 0 K: 0 S: 9	H: 1 LOB: 1 BB: 0 P: 13	R: 0 E: 0 K: 0 S: 5	H: 1 LOB: 0 BB: 0 P: 6	R: 0 E: 0 K: 3 S: 14	H: 1 LOB: 2 BB: 0 P: 22	R: 0 E: 0 K: 0 S: 9	H: 0 LOB: 0 BB: 0 P: 14	R: 1 E: 0 K: 2 S: 14	H: 2 LOB: 2 BB: 1 P: 21	R: 0 E: 0 K: 0 S: 5	H: 0 LOB: 0 BB: 0 P: 9	1B: 8 2B: 0 3B: 1 HR: 1	SF: 0 SAC: 0 DP: 1 HBP: 0	WP: 0 PB: 0 SB: 0 CS: 0	PA: 39
<b>PITCHER</b>	IP WLS BF H R ER SO BB IBB HBP BLK WP HR S P ERA WHIP																					
44 Roy Oswalt, R (1, 1) ERA: 3.15	6.0 L 27 8 4 4 6 1 0 0 0 0 0 1 71 103 6.00 1.500																					
54 Brad Lidge, R (7, 1) ERA: 2.56	1.0 3 0 0 0 0 0 0 0 0 0 0 0 9 14 0.00 0.000																					
Octavio Dotel, R (8, 1) ERA: 2.22	1.0 6 2 1 1 2 1 0 0 0 0 0 0 14 21 9.00 3.000																					
Kirk Saarloos, R (9, 1) ERA: 6.32	1.0 3 0 0 0 0 0 0 0 0 0 0 0 5 9 0.00 0.000																					

Pittsburgh Pirates @ Houston Astros  
Minute Maid Park, Houston, TX

AB 37  
R 5  
H 10  
RBI 5  
BB 2  
SO 8  
LOB 17



WP: 0 PA: 39  
PB: 0  
SB: 0  
CS: 0

Batter	1	2	3	4	5	6	7	8	9	AB	R	H	RBI	BB	SO	LOB	BOTTOM					
Craig Biggio, R (1, 8) OBP: 0.351, SLG: 0.424	0-1 F9		0-0 F8		1-1 1B		1-1 FC6-4		0-1 G6-3	4	0	0	0	0	0	4						
Geoff Blum, S (1, 4) OBP: 0.318, SLG: 0.434			2-3 F9		2-2 HBP		0-0 G1-3		1-3 K	3	0	1	0	0	0	1						
Brian Hunter, R (7, PH) OBP: 0.286, SLG: 0.337					5 BB					1	0	0	0	0	0	0						
Octavio Dotel, R (8, 1)										0	0	0	0	0	0	0						
Kirk Saarloos, R (9, 1)										1	0	0	0	0	1	1						
Gregg Zaun, S (9, PH) OBP: 0.298, SLG: 0.326										2	1	1	1	2	0	0						
5 Jeff Bagwell, R (1, 3) OBP: 0.362, SLG: 0.470	3-2 F8			2-0 HR	4-0 BB		4-0 FC6-4			2	1	1	1	2	0	0						
17 Lance Berkman, S (1, 7) OBP: 0.402, SLG: 0.505			0-0 F7		0-0 P5		2-0 FC6-4			4	1	1	0	0	0	6						
Richard Hidalgo, R (1, 9) OBP: 0.384, SLG: 0.556		0-1 P4		0-1 G6-3		1-1 P6		0-0 G6-3		4	0	0	1	0	0	0						
Morgan Ensberg, R (1, 5) OBP: 0.416, SLG: 0.617		4-1 S		3-H L5		3-1 F9		2-1 P5		3	0	0	0	1	0	0						
Brad Ausmus, R (1, 2) OBP: 0.274, SLG: 0.261		2-3 K		2-1 L8		1-1 G1-3		0-0 G4-3		4	0	0	0	0	1	1						
28 Adam Everett, R (1, 6) OBP: 0.307, SLG: 0.392			1-1 F8		0-1 G5-3		1-2 FC6-4		2-3 K	4	0	2	0	0	1	0						
44 Roy Oswalt, R (1, 1) OBP: 0.250, SLG: 0.259					1-0 SH1-4				2-1 K	1	0	0	0	0	0	0						
54 Brad Lidge, R (7, 1) ERA: 4.29										0	0	0	0	0	0	0						
Orlando Merced, S (7, PH) OBP: 0.306, SLG: 0.387										0	0	0	0	1	0	0						
4 Eric Bruntlett, R (8, 4) OBP: 0.273, SLG: 0.500										1	0	1	0	0	0	0						
<b>Inning Stats</b>	R: 0 E: 0 K: 0 S: 6	H: 0 LOB: 0 BB: 0 P: 9	R: 0 E: 0 K: 1 S: 7	H: 0 LOB: 1 BB: 1 P: 13	R: 0 E: 0 K: 0 S: 5	H: 1 LOB: 1 BB: 0 P: 8	R: 2 E: 0 K: 0 S: 7	H: 2 LOB: 0 BB: 0 P: 11	R: 0 E: 0 K: 0 S: 10	H: 1 LOB: 3 BB: 1 P: 18	R: 0 E: 0 K: 0 S: 6	H: 0 LOB: 0 BB: 0 P: 11	R: 0 E: 0 K: 0 S: 12	H: 1 LOB: 2 BB: 2 P: 24	R: 0 E: 0 K: 0 S: 4	H: 0 LOB: 0 BB: 0 P: 6	R: 0 E: 0 K: 2 S: 10	H: 1 LOB: 1 BB: 0 P: 15	1B: 3 2B: 1 3B: 1 HR: 1	SF: 0 SAC: 1 DP: 0 HBP: 1	WP: 0 PB: 0 SB: 1 CS: 0	PA: 38
<b>PITCHER</b>	IP WLS BF H R ER SO BB IBB HBP BLK WP HR S P ERA WHIP																					
Kip Wells, R (1, 1) ERA: 3.76	6.1 W 28 5 2 2 1 3 0 1 0 0 0 0 2 8 0.00 0.000																					
Scott Sauerbeck, L (7, 1) ERA: 4.29	0.2 H 3 0 0 0 0 0 0 1 0 0 0 0 0 2 8 0.00 0.000																					
Julian Tavaréz, R (8, 1) ERA: 4.38	1.0 H 3 0 0 0 0 0 0 0 0 0 0 0 0 4 6 0.00 0.000																					
Mike Williams, R (9, 1) ERA: 6.44	1.0 S 4 1 0 0 2 0 0 0 0 0 0 0 0 10 15 0.00 1.000																					

Pittsburgh Pirates @ Houston Astros  
Minute Maid Park, Houston, TX

AB 32  
R 2  
H 6  
RBI 2  
BB 4  
SO 3  
LOB 15



WP: 0 PA: 38  
PB: 0  
SB: 1  
CS: 0



Batter	1	2	3	4	5	6	7	8	9	AB	R	H	RBI	BB	SO	LOB	TOP		
18 Jason Kendall, R OBP: 0.388, SLG: 0.407	F8		BB 1B		G6-3			G4-3 HR 2B		4	1	2	0	0	0	0			
2 Jack Wilson, R OBP: 0.282, SLG: 0.336	P5		K			G5-3		G5-3		4	0	0	0	0	1	3			
Brian Giles, L OBP: 0.444, SLG: 0.512	1B		BB			F9		G4-3		3	0	1	0	1	0	1			
Aramis Ramirez, R OBP: 0.328, SLG: 0.441	P4		F8			G6-3		HR		4	1	1	2	0	0	4			
Randall Simon, L OBP: 0.303, SLG: 0.418		G6-3			1B			G3		4	0	2	0	0	0	0			
Reggie Sanders, R OBP: 0.316, SLG: 0.496	K		F8			K		K		4	0	0	0	0	3	1			
Craig Wilson, R OBP: 0.344, SLG: 0.400	K		G6-3			1B		P4		4	0	1	0	0	1	0			
Abraham Nunez, S OBP: 0.283, SLG: 0.283			FC1-5 1B		K			G6-3		3	0	1	0	0	2	2			
Jeff Reboulet, R OBP: 0.352, SLG: 0.363			FC1-5 1B		K			G3		1	0	0	0	0	0	0			
Josh Fogg, R 16 Salomon Torres, R Matt Stairs, L Brian Boehringer, R Joe Beimel, L Mike Lincoln, R			FC1-5 1B		K					1	0	0	0	0	0	1			
<b>Inning Stats</b>	R: 0 H: 1 E: 0 K: 0 S: 10	H: 0 R: 0 ER: 0 LOB: 0 P: 18	R: 0 H: 0 E: 0 K: 2 S: 7	H: 0 R: 0 ER: 0 LOB: 0 P: 9	R: 0 H: 2 E: 0 K: 1 S: 18	H: 3 R: 1 ER: 0 LOB: 1 P: 30	R: 0 H: 1 E: 0 K: 0 S: 8	H: 0 R: 0 ER: 0 LOB: 0 P: 13	R: 0 H: 0 E: 0 K: 2 S: 9	H: 0 R: 0 ER: 0 LOB: 0 P: 10	R: 0 H: 2 E: 0 K: 2 S: 17	H: 2 R: 0 ER: 0 LOB: 2 P: 26	R: 2 H: 2 E: 0 K: 0 S: 12	H: 2 R: 0 ER: 0 LOB: 0 P: 15	R: 0 H: 0 E: 0 K: 1 S: 7	H: 0 R: 0 ER: 0 LOB: 0 P: 8	1B: 6 2B: 1 3B: 0 HR: 1	SF: 0 SAC: 0 DP: 0 HBP: 0	WP: 0 PA: 35 PB: 0 SB: 1 CS: 0
<b>PITCHER</b>	IP WLS BF H R ER SO BB IBB HBP BLK WP HR S P ERA WHIP																		
Tim Redding, R ERA: 3.8	6.0 W 23 5 0 0 5 1 0 0 0 0 0 0 65 96 0.00 1.000																		
54 Brad Lidge, R ERA: 2.52	1.0 4 1 0 0 2 0 0 0 0 0 0 0 10 17 0.00 1.000																		
Octavio Dotel, R ERA: 2.52	1.0 5 2 2 2 0 0 0 0 0 0 0 1 12 15 18.00 2.000																		
Billy Wagner, L ERA: 2.26	1.0 S 3 0 0 0 1 0 0 0 0 0 0 0 7 8 0.00 0.000																		

Pittsburgh Pirates @ Houston Astros  
Minute Maid Park, Houston, TX  
Sun Jul 13 2003, 1:05 PM CDT  
Att: 32,273 - Dome - 72 F

AB	34
R	2
H	8
RBI	2
BB	1
SO	8
LOB	14



Batter	1	2	3	4	5	6	7	8	9	AB	R	H	RBI	BB	SO	LOB	BOTTOM		
Craig Biggio, R OBP: 0.352, SLG: 0.424	F7	2H 1B		G4-3 5 1B		K		K		5	1	2	1	0	2	3			
Geoff Blum, S OBP: 0.316, SLG: 0.430	F7	L8		G4-3		1B		G3		5	0	1	1	0	0	4			
5 Jeff Bagwell, R OBP: 0.363, SLG: 0.469	HBP 17 BB HBP	F8		1B		K		K		3	1	1	1	1	1	2			
17 Lance Berkman, S OBP: 0.403, SLG: 0.513	HBP 1-2 BB		HR	K		F8		F8		3	1	1	1	1	1	0			
Richard Hidalgo, R OBP: 0.389, SLG: 0.558	HBP	HBP		28 FC4-6 1B		G6-3 S CS 1B		G5-3		3	0	2	0	0	0	0			
Morgan Ensberg, R OBP: 0.418, SLG: 0.613	HBP	HBP		28 FC4-6 1B		G6-3		F8		3	0	1	1	0	0	1			
Brad Ausmus, R OBP: 0.274, SLG: 0.258	G4-3		F8		F8		F8			3	0	0	0	1	0	6			
28 Adam Everett, R OBP: 0.307, SLG: 0.392		SH1-4 1B		FC4-6		F8		SH1-3 BB		3	1	1	0	0	0	2			
Tim Redding, R OBP: 0.200, SLG: 0.241	SAFE	SH1-4		K		F8		1B		2	1	1	0	0	1	2			
54 Brad Lidge, R	SAFE			K		1B		HBP		0	0	0	0	0	0	0			
Octavio Dotel, R				K						0	0	0	0	0	0	0			
Brian Hunter, R OBP: 0.293, SLG: 0.337										0	0	0	0	0	0	0			
Billy Wagner, L										0	0	0	0	0	0	0			
<b>Inning Stats</b>	R: 1 H: 0 E: 0 K: 0 S: 12	H: 2 R: 0 ER: 0 LOB: 1 P: 10	R: 1 H: 3 E: 0 K: 1 S: 15	H: 3 R: 0 ER: 0 LOB: 2 P: 21	R: 1 H: 2 E: 0 K: 1 S: 11	H: 2 R: 0 ER: 0 LOB: 0 P: 16	R: 0 H: 1 E: 0 K: 0 S: 8	H: 1 R: 0 ER: 0 LOB: 0 P: 12	R: 1 H: 2 E: 0 K: 2 S: 17	H: 2 R: 0 ER: 0 LOB: 1 P: 26	R: 0 H: 0 E: 0 K: 0 S: 7	H: 0 R: 0 ER: 0 LOB: 0 P: 10	R: 0 H: 0 E: 0 K: 1 S: 7	H: 0 R: 0 ER: 0 LOB: 2 P: 13	R: 0 H: 0 E: 0 K: 1 S: 7	H: 0 R: 0 ER: 0 LOB: 1 P: 8	1B: 8 2B: 1 3B: 0 HR: 1	SF: 0 SAC: 2 DP: 0 HBP: 3	WP: 0 PA: 38 PB: 0 SB: 1 CS: 1
<b>PITCHER</b>	IP WLS BF H R ER SO BB IBB HBP BLK WP HR S P ERA WHIP																		
Josh Fogg, R ERA: 4.48	2.0 L 15 5 3 3 0 2 0 2 0 0 0 0 25 50 4.50 1.250																		
Brian Boehringer, R ERA: 4.48	4.0 15 5 2 2 4 0 0 0 0 0 0 0 45 66 4.50 1.250																		
Brian Boehringer, R ERA: 4.48	1.0 3 0 0 0 0 0 0 0 0 0 0 0 7 10 0.00 0.000																		
Joe Beimel, L ERA: 3.57	0.1 3 0 0 0 0 1 0 1 0 0 0 0 2 7 0.00 3.000																		
Mike Lincoln, R ERA: 2.57	0.2 2 0 0 0 1 0 0 0 0 0 0 0 5 6 0.00 0.000																		

Pittsburgh Pirates @ Houston Astros  
Minute Maid Park, Houston, TX  
Sun Jul 13 2003, 1:05 PM CDT  
Att: 32,273 - Dome - 72 F

AB	30
R	5
H	10
RBI	5
BB	3
SO	5
LOB	20









Batter	1	2	3	4	5	6	7	8	9	AB	R	H	RBI	BB	SO	LOB	TOP					
<b>Eric Young Sr. R</b> OBP: 0.334, SLG: 0.423 (1, 4)	F7		P3						P3	5	0	2	0	0	0	1	<b>Milwaukee Brewers @ Pittsburgh Pirates</b> PNC Park, Pittsburgh, PA Fri Jul 18, 2003, 7:05 PM EDT Att: 31,697 - Cloudy - 74 F					
<b>Scott Podsednik L</b> OBP: 0.393, SLG: 0.430 (1, 8)	P2				FC6-4				K	4	0	1	0	1	1	2						
<b>Geoff Jenkins L</b> OBP: 0.519, SLG: 0.519 <b>Brady Clark R</b> OBP: 0.294, SLG: 0.359 (6, 7)	G3-1		F8			G6-3	FC6-4			3	0	0	0	0	0	1						
<b>Richie Sexson R</b> OBP: 0.375, SLG: 0.510 (1, 3)				G3				G5-3		4	0	1	0	0	0	0						
<b>John Vander Wal L</b> OBP: 0.378, SLG: 0.502 (1, 9)		G4-6-3							K	3	0	1	0	1	1	1						
<b>Wes Helms R</b> OBP: 0.327, SLG: 0.453 (1, 5)					F8				F7	4	2	2	0	0	0	2						
<b>Eddie Pérez R</b> OBP: 0.341, SLG: 0.490 (1, 2)									G5-3	4	0	2	1	0	0	2						
<b>Royce Clayton R</b> OBP: 0.285, SLG: 0.332 (1, 6)										4	0	1	0	0	0	3						
<b>Glendon Rusch L</b> Brooks Kieschnick L Luis Vizcaino R Mike DeJean R Dave Burba R Keith Ginter R (1, 1) (5, 1) (7, 1) (7, 1) (8, 1) (8, PH) (9, PH)										2	0	0	0	0	1	0						
<b>Inning Stats</b>	R: 0 E: 0 K: 0 S: 10	H: 0 LOB: 0 BB: 0 P: 14	R: 1 E: 0 K: 0 S: 14	H: 3 LOB: 1 BB: 0 P: 19	R: 0 E: 0 K: 1 S: 11	H: 1 LOB: 1 BB: 0 P: 16	R: 0 E: 0 K: 0 S: 9	H: 0 LOB: 1 BB: 1 P: 16	R: 0 E: 0 K: 1 S: 8	H: 0 LOB: 0 BB: 0 P: 16	R: 0 E: 0 K: 0 S: 11	H: 0 LOB: 0 BB: 0 P: 16	R: 1 E: 0 K: 0 S: 9	H: 4 LOB: 3 BB: 1 P: 19	R: 0 E: 0 K: 0 S: 5	H: 1 LOB: 1 BB: 0 P: 9		R: 0 E: 0 K: 1 S: 17	H: 1 LOB: 1 BB: 0 P: 26	1B: 9 2B: 2 3B: 0 HR: 0	SF: 0 SAC: 0 DP: 2 HBP: 0	WP: 0 PB: 0 SB: 0 CS: 0
<b>PITCHER</b>	IP	WLS	BF	H	R	ER	SO	BB	IBB	HBP	BLK	WP	HR	S	P	ERA	WHIP					
<b>Jeff Suppan R</b> ERA: 3.67 (1, 1)	6.2	W	29	9	2	2	2	2	0	0	0	0	0	71	111	2.70	1.650					
<b>Mike Lincoln R</b> ERA: 1.93 (7, 1)	1.1	H	5	1	0	0	0	0	0	0	0	0	0	6	11	0.00	0.750					
<b>Mike Williams R</b> ERA: 6.27 (9, 1)	1.0		4	1	0	0	1	0	0	0	0	0	0	17	26	0.00	1.000					

Batter	1	2	3	4	5	6	7	8	9	AB	R	H	RBI	BB	SO	LOB	BOTTOM				
<b>18 Jason Kendall R</b> OBP: 0.388, SLG: 0.405 (1, 2)	G6-3									4	2	2	0	1	0	1	<b>Milwaukee Brewers @ Pittsburgh Pirates</b> PNC Park, Pittsburgh, PA Fri Jul 18, 2003, 7:05 PM EDT Att: 31,697 - Cloudy - 74 F				
<b>2 Jack Wilson R</b> OBP: 0.289, SLG: 0.338 (1, 6)	G6-3									5	2	2	0	0	0	2					
<b>Brian Giles L</b> OBP: 0.447, SLG: 0.516 (1, 7)	K									4	2	2	2	0	1	1					
<b>Aramis Ramirez R</b> OBP: 0.332, SLG: 0.448 (1, 5)										4	1	4	3	0	0	0					
<b>Reggie Sanders R</b> OBP: 0.314, SLG: 0.500 (1, 9)										4	0	1	2	0	2	3					
<b>Craig Wilson R</b> OBP: 0.347, SLG: 0.431 <b>Carlos Rivera L</b> OBP: 0.258, SLG: 0.321 (1, 3) (7, PH) (8, 3)										3	0	1	0	0	2	2					
<b>Adam Hyzdu R</b> OBP: 0.311, SLG: 0.320 (1, 8)										4	0	0	0	0	1	3					
<b>Jeff Reboulet R</b> OBP: 0.353, SLG: 0.354 (1, 4)										3	0	0	0	1	0	1					
<b>Jeff Suppan R</b> OBP: 0.342, SLG: 0.314 <b>Mike Lincoln R</b> ERA: 1.93 (7, 1)										2	0	0	0	0	1	1					
<b>Matt Stairs L</b> OBP: 0.348, SLG: 0.525 <b>Mike Williams R</b> ERA: 6.27 (9, 1)										1	0	1	0	0	0	0					
<b>Inning Stats</b>	R: 0 E: 0 K: 1 S: 7	H: 0 LOB: 0 BB: 0 P: 11	R: 0 E: 0 K: 1 S: 10	H: 1 LOB: 1 BB: 0 P: 15	R: 3 E: 0 K: 2 S: 22	H: 3 LOB: 1 BB: 1 P: 33	R: 0 E: 0 K: 0 S: 12	H: 1 LOB: 1 BB: 0 P: 21	R: 2 E: 0 K: 1 S: 13	H: 3 LOB: 2 BB: 1 P: 18	R: 0 E: 0 K: 1 S: 8	H: 1 LOB: 1 BB: 1 P: 13	R: 2 E: 0 K: 2 S: 15	H: 3 LOB: 1 BB: 0 P: 20	R: 0 E: 0 K: 0 S: 9	H: 1 LOB: 1 BB: 0 P: 15	1B: 7 2B: 5 3B: 1 HR: 0	SF: 0 SAC: 1 DP: 0 HBP: 0	WP: 0 PB: 0 SB: 0 CS: 0	PA: 38	
<b>PITCHER</b>	IP	WLS	BF	H	R	ER	SO	BB	IBB	HBP	BLK	WP	HR	S	P	ERA	WHIP				
<b>Glendon Rusch L</b> ERA: 7.99 (1, 1)	4.2	L	23	8	5	5	4	1	0	0	0	0	0	61	93	9.64	1.929				
<b>Brooks Kieschnick R</b> ERA: 4.18 (5, 1)	1.1		5	1	0	0	2	1	0	0	0	0	0	11	18	0.00	1.500				
<b>Luis Vizcaino R</b> ERA: 9.63 (7, 1)	0.0		3	3	2	2	0	0	0	0	0	0	0	7	9	*	*				
<b>Mike DeJean R</b> ERA: 5.21 <b>Dave Burba R</b> ERA: 3.95 (7, 1) (8, 1)	1.0		3	0	0	0	2	0	0	0	0	0	0	8	11	0.00	0.000				
<b>18 F9</b>																					





Batter	1	2	3	4	5	6	7	8	9	AB	R	H	RBI	BB	SO	LOB	TOP				
<b>Eric Young Sr. R</b> OBP: 0.311, SLG: 0.417 (1, 4)										4	0	0	0	0	0	1					
<b>Scott Podsednik L</b> OBP: 0.395, SLG: 0.431 (1, 8)										4	0	2	0	0	1	0					
<b>Geoff Jenkins L</b> OBP: 0.354, SLG: 0.524 (1, 7)										4	1	2	0	0	0	1					
<b>Richie Sexson R</b> OBP: 0.372, SLG: 0.504 (1, 3)										4	0	0	0	0	1	2					
<b>John Vander Wal L</b> OBP: 0.376, SLG: 0.502 <b>Brady Clark R</b> OBP: 0.294, SLG: 0.359 (9, 9)										4	0	1	1	0	1	1					
<b>Wes Helms R</b> OBP: 0.326, SLG: 0.454 (1, 5)										4	0	1	0	0	0	1					
<b>Keith Osik R</b> OBP: 0.318, SLG: 0.288 (1, 2)										3	0	1	0	0	0	1					
<b>Royce Clayton R</b> OBP: 0.288, SLG: 0.339 (1, 6)										3	0	2	0	0	0	0					
<b>15 Ben Sheets R</b> OBP: 0.111, SLG: 0.091 <b>Dan Kolb R</b> (8, 1)										2	0	0	0	0	1	2					
<b>Inning Stats</b>	R: 0 E: 0 K: 0 S: 6	H: 1 LOB: 0 BB: 0 P: 10	R: 0 E: 0 K: 2 S: 10	H: 1 LOB: 1 BB: 0 P: 14	R: 0 E: 0 K: 1 S: 7	H: 0 LOB: 0 BB: 0 P: 11	R: 1 E: 0 K: 1 S: 10	H: 2 LOB: 1 BB: 0 P: 15	R: 0 E: 0 K: 0 S: 8	H: 2 LOB: 1 BB: 0 P: 15	R: 0 E: 0 K: 0 S: 6	H: 2 LOB: 1 BB: 0 P: 11	R: 0 E: 0 K: 0 S: 4	H: 0 LOB: 0 BB: 0 P: 8	R: 0 E: 0 K: 0 S: 4	H: 0 LOB: 0 BB: 0 P: 7	1B: 4 2B: 6 3B: 0 HR: 0	SF: 0 SAC: 1 DP: 2 HBP: 0	WP: 0 PB: 0 CS: 1	PA: 33	
<b>PITCHER</b>	IP	WLS	BF	H	R	ER	SO	BB	IBB	HBP	BLK	WP	HR	S	P	ERA	WHIP				
<b>Jeff D'Amico R</b> ERA: 3.8 (1, 1)	7.0	L	27	9	1	1	4	0	0	0	0	0	0	54	88	1.29	1.286				
<b>Scott Sauerbeck L</b> ERA: 4.15 (8, 1)	1.0		3	0	0	0	0	0	0	0	0	0	0	4	8	0.00	0.000				
<b>Julian Tavarez R</b> ERA: 4.17 (9, 1)	1.0		3	0	0	0	0	0	0	0	0	0	0	4	7	0.00	0.000				

**Milwaukee Brewers @ Pittsburgh Pirates**  
PNC Park, Pittsburgh, PA  
Sat Jul 19 2003, 7:05 PM EDT  
Att: 24,461 - Sunny - 74 F

AB	32
R	1
H	9
RBI	1
BB	0
SO	4
LOB	9



Batter	1	2	3	4	5	6	7	8	9	AB	R	H	RBI	BB	SO	LOB	BOTTOM					
<b>Kenny Lofton L</b> OBP: 0.332, SLG: 0.440 (1, 8)										4	0	1	0	0	0	2						
<b>18 Jason Kendall R</b> OBP: 0.385, SLG: 0.406 (1, 2)										4	0	2	0	0	0	1						
<b>Brian Giles L</b> OBP: 0.441, SLG: 0.508 (1, 7)										4	0	0	0	0	3	3						
<b>Aramis Ramirez R</b> OBP: 0.330, SLG: 0.445 <b>Jeff Reboulet R</b> OBP: 0.355, SLG: 0.356 (6, 5)										2	0	0	0	0	1	1						
<b>Matt Stairs L</b> OBP: 0.352, SLG: 0.524 (1, 9)										4	0	2	0	0	2	1						
<b>Randall Simon L</b> OBP: 0.301, SLG: 0.413 (1, 3)										4	0	0	0	0	1	3						
<b>2 Jack Wilson R</b> OBP: 0.292, SLG: 0.340 (1, 6)											4	0	2	0	0	1						
<b>Abraham Nunez S</b> OBP: 0.284, SLG: 0.279 (1, 4)											2	0	0	0	1	0	2					
<b>Jeff D'Amico R</b> OBP: 0.161, SLG: 0.133 <b>Carlos Rivera L</b> OBP: 0.250, SLG: 0.310 <b>Scott Sauerbeck R</b> <b>Julian Tavarez L</b> <b>Craig Wilson R</b> OBP: 0.345, SLG: 0.428 (9, PH)											1	0	0	0	0	1	0					
<b>Inning Stats</b>	R: 0 E: 0 K: 1 S: 9	H: 1 LOB: 1 BB: 0 P: 15	R: 0 E: 0 K: 1 S: 14	H: 1 LOB: 0 BB: 0 P: 18	R: 0 E: 0 K: 2 S: 11	H: 1 LOB: 0 BB: 0 P: 18	R: 0 E: 0 K: 2 S: 8	H: 0 LOB: 0 BB: 0 P: 11	R: 0 E: 0 K: 0 S: 6	H: 1 LOB: 1 BB: 0 P: 9	R: 0 E: 0 K: 1 S: 15	H: 2 LOB: 2 BB: 0 P: 22	R: 0 E: 0 K: 0 S: 10	H: 1 LOB: 1 BB: 0 P: 12	R: 0 E: 0 K: 2 S: 13	H: 1 LOB: 1 BB: 0 P: 16	R: 0 E: 0 K: 0 S: 5	H: 0 LOB: 1 BB: 1 P: 10	1B: 8 2B: 0 3B: 0 HR: 0	SF: 0 SAC: 2 DP: 0 HBP: 0	WP: 0 PB: 0 CS: 0	PA: 36
<b>PITCHER</b>	IP	WLS	BF	H	R	ER	SO	BB	IBB	HBP	BLK	WP	HR	S	P	ERA	WHIP					
<b>15 Ben Sheets R</b> ERA: 4.0 (1, 1)	7.0	W	28	7	0	0	7	0	0	0	0	0	0	73	105	0.00	1.000					
<b>Dan Kolb R</b> ERA: 2.81 (8, 1)	2.0	S	8	1	0	0	2	1	0	0	0	0	0	18	26	0.00	1.000					

**Milwaukee Brewers @ Pittsburgh Pirates**  
PNC Park, Pittsburgh, PA  
Sat Jul 19 2003, 7:05 PM EDT  
Att: 24,461 - Sunny - 74 F

AB	33
R	0
H	8
RBI	0
BB	1
SO	9
LOB	17





Batter	1	2	3	4	5	6	7	8	9	AB	R	H	RBI	BB	SO	LOB	TOP				
Scott Podsednik, L (1,8) OBP: 0.395, SLG: 0.428	1-2 G6-4-3 1B		2-1 G5-3		1-2 F8		0-2 G4-3		4-0 WP G5-3 BB	4	0	1	0	1	0	2					
Keith Ginter, R (1,4) OBP: 0.335, SLG: 0.385	1 SAFE 0-0 G6-4-3 1B		1-3 K				1-3 K		0-0 G5-3	5	1	2	0	0	2	3					
Geoff Jenkins, L (1,7) OBP: 0.355, SLG: 0.523	1-2 G6-4-3		1-0 2H 1B				1-1 E1 1B		0-0 2B G6-3 1B	5	2	2	0	0	0	3					
Richie Sexson, R (1,3) OBP: 0.370, SLG: 0.504	2-3 K2-3				0-3 K		3-3 K		0-0 E 2B	4	0	1	1	1	0	3					
Brady Clark, R (1,9) OBP: 0.305, SLG: 0.376		2-2 2B		0-1 1B		3-2 2H 1B		1-0 G6-3		4	0	3	2	0	0	1					
Wes Helms, R (1,5) OBP: 0.323, SLG: 0.450		1-1 G5-3		2-3 K		2-1 L8		3-2 G6-3		3	0	0	0	0	1	3					
Eric Young Sr., R (8,PH) OBP: 0.330, SLG: 0.416										1	0	0	0	0	0	1					
Eddie Pérez, R (1,2) OBP: 0.335, SLG: 0.481		1-3 K		1-2 G5-3			2-2 G5-3		1-0 E3 FC6-4	4	0	0	0	0	1	3					
Royce Clayton, R (1,6) OBP: 0.285, SLG: 0.334		3-1 G5-3			3-1 G6-3		2-3 K		2-1 FC6-4	4	0	0	0	0	1	3					
Matt Ford, S (1,1) OBP: 0.260, SLG: 0.280			0-2 1B		2-3 K		0-1 1B		2-2 G5-3 BB	1	0	1	0	0	0	0					
Dave Burba, R (3,1) OBP: 0.368, SLG: 0.638										1	0	0	0	0	1	0					
Brooks Kieschnick, L (6,1) OBP: 0.388, SLG: 0.638										0	0	0	0	0	0	0					
Luis Vizcaino, R (7,1) OBP: 0.370, SLG: 0.523										0	0	0	0	0	0	0					
Valerio De Los Santos, L (8,1) OBP: 0.370, SLG: 0.523										0	0	0	0	0	0	0					
John Vander Wal, L (9,PH) OBP: 0.370, SLG: 0.523										1	0	1	0	0	0	0					
<b>Inning Stats</b>	R: 0 E: 0 K: 1 S: 10	H: 2 LOB: 1 BB: 0 P: 14	R: 0 E: 0 K: 1 S: 11	H: 1 LOB: 1 BB: 0 P: 18	R: 0 E: 0 K: 1 S: 9	H: 2 LOB: 2 BB: 0 P: 13	R: 0 E: 0 K: 2 S: 11	H: 1 LOB: 1 BB: 0 P: 14	R: 0 E: 0 K: 1 S: 11	H: 0 LOB: 0 BB: 0 P: 17	R: 1 E: 1 K: 2 S: 13	H: 1 LOB: 1 BB: 0 P: 23	R: 0 E: 0 K: 1 S: 13	H: 1 LOB: 1 BB: 0 P: 17	R: 2 E: 1 K: 0 S: 10	H: 3 LOB: 2 BB: 0 P: 17	R: 0 E: 0 K: 0 S: 7	H: 1 LOB: 1 BB: 1 P: 14	1B: 9 2B: 3 3B: 0 HR: 0	SF: 0 SAC: 0 DP: 2 HBP: 0	WP: 1 PA: 39
<b>PITCHER</b>	IP WLS BF H R ER SO BB IBB HBP BLK WP HR S P ERA WHIP																				
Kip Wells, R (1,1) ERA: 3.53	7.0 W 28 8 1 0 9 0 0 0 0 0 0 0 0 78 116 0.00 1.143																				
Julian Tavarez, R (8,1) ERA: 4.5	1.0 7 3 2 2 0 0 0 0 0 0 0 0 0 10 17 18.00 3.000																				
Scott Sauerbeck, L (9,1) ERA: 4.15	0.0 2 1 0 0 0 1 0 0 0 0 0 0 0 3 9 ∞ ∞																				
Mike Lincoln, R (9,1) ERA: 1.74	1.0 S 2 0 0 0 0 0 0 0 0 0 1 0 4 5 0.00 0.000																				

Milwaukee Brewers @ Pittsburgh Pirates  
PNC Park, Pittsburgh, PA  
Sun Jul 20 2003, 1:35 PM EDT  
Att: 22,643 - Cloudy - 80 F

AB 38  
R 3  
H 12  
RBI 3  
BB 1  
SO 9  
LOB 21



Batter	1	2	3	4	5	6	7	8	9	AB	R	H	RBI	BB	SO	LOB	BOTTOM			
Kenny Lofton, L (1,8) OBP: 0.333, SLG: 0.438	1-1 F8		4-1 18 E BB	1-2 1B		0-0 F8		2-3 K		4	1	1	0	1	1	0				
18 Jason Kendall, R (1,2) OBP: 0.387, SLG: 0.403	1-3 K		2-1 E9 1B	0-3 K		3-2 G6-3		2-1 F8		5	0	1	2	0	2	2				
Brian Giles, L (1,7) OBP: 0.442, SLG: 0.504	4-1 BB		3-3 K	3-3 K		4-0 1B BB		1-0 1B BB		2	0	0	0	2	2	3				
Aramis Ramirez, R (1,5) OBP: 0.334, SLG: 0.457	3-3 K		1-0 HR	1-2 HBP 1B		1-0 1B		1-3 2H 1B		4	1	3	2	0	1	1				
Reggie Sanders, R (1,9) OBP: 0.317, SLG: 0.510		0-0 HR	2-0 P4	3-0 HBP		1-0 F8				3	1	1	1	0	0	2				
Craig Wilson, R (1,3) OBP: 0.351, SLG: 0.432		1-2 HR	2-0 HBP	1-3 K			1-2 G4-3			3	0	2	0	0	1	3				
Carlos Rivera, L (7,PH) OBP: 0.242, SLG: 0.300		2 CS 1B		1B						1	0	0	0	0	0	0				
2 Jack Wilson, R (1,6) OBP: 0.288, SLG: 0.336		1-1 L1	1-2 P6		3-1 F9		3-2 G6-3			4	0	0	0	0	0	2				
Jeff Reboulet, R (1,4) OBP: 0.353, SLG: 0.348		4-1 BB 18 E BB	2-1 P6		2-3 K		1-2 G5-3			3	1	0	0	1	1	1				
Kip Wells, R (1,1) OBP: 0.225, SLG: 0.350		1-2 BB		0-1 1B				1-2 L6		3	2	2	0	0	1	0				
Julian Tavarez, L (8,1) ERA: 4.33										0	0	0	0	0	0	0				
Adam Hyzdu, R (6,PH) OBP: 0.306, SLG: 0.314		1-2 BB 18 E		1B						1	0	0	0	0	0	0				
Scott Sauerbeck, R (9,1) ERA: 1.74										0	0	0	0	0	0	0				
Mike Lincoln, R (9,1) ERA: 1.74										0	0	0	0	0	0	0				
<b>Inning Stats</b>	R: 0 E: 0 K: 2 S: 10	H: 0 LOB: 1 BB: 1 P: 19	R: 4 E: 1 K: 1 S: 17	H: 4 LOB: 2 BB: 2 P: 32	R: 1 E: 0 K: 0 S: 13	H: 2 LOB: 1 BB: 0 P: 21	R: 1 E: 0 K: 3 S: 17	H: 3 LOB: 3 BB: 0 P: 26	R: 0 E: 0 K: 2 S: 9	H: 0 LOB: 0 BB: 0 P: 15	R: 0 E: 0 K: 0 S: 6	H: 1 LOB: 2 BB: 1 P: 15	R: 0 E: 0 K: 0 S: 11	H: 0 LOB: 0 BB: 0 P: 16	R: 0 E: 0 K: 1 S: 9	H: 0 LOB: 0 BB: 0 P: 14	1B: 8 2B: 0 3B: 0 HR: 2	SF: 0 SAC: 0 DP: 0 HBP: 1	WP: 0 PA: 38	
<b>PITCHER</b>	IP WLS BF H R ER SO BB IBB HBP BLK WP HR S P ERA WHIP																			
Matt Ford, L (1,1) ERA: 4.33	2.1 L 15 6 5 4 3 3 0 0 0 0 0 0 0 41 67 2.70 1.500																			
Dave Burba, R (3,1) ERA: 3.71	3.1 16 4 1 1 5 1 0 1 0 0 0 0 0 11 16 0.00 0.000																			
Brooks Kieschnick, R (6,1) ERA: 4.12	0.1 1 0 0 0 0 0 0 0 0 0 0 0 0 1 2 0.00 0.000																			
Luis Vizcaino, R (7,1) ERA: 8.33	1.0 3 0 0 0 0 0 0 0 0 0 0 0 0 11 16 0.00 0.000																			
Valerio De Los Santos, L (8,1) ERA: 3.41	1.0 3 0 0 0 0 1 0 0 0 0 0 0 0 9 14 0.00 0.000																			

Milwaukee Brewers @ Pittsburgh Pirates  
PNC Park, Pittsburgh, PA  
Sun Jul 20 2003, 1:35 PM EDT  
Att: 22,643 - Cloudy - 80 F

AB 33  
R 6  
H 10  
RBI 5  
BB 4  
SO 9  
LOB 14





Batter	1	2	3	4	5	6	7	8	9	AB	R	H	RBI	BB	SO	LOB	TOP				
<b>Craig Biggio, R</b> OBP: 0.351, SLG: 0.424 (1, 8)	F9		K		F7		G6-3		2B	5	0	1	0	0	1	1					
<b>Geoff Blum, S</b> OBP: 0.308, SLG: 0.412 (1, 6)	G4-3		G4-3		FC6		G6-3		F8	5	0	0	0	0	0	3					
<b>5 Jeff Bagwell, R</b> OBP: 0.370, SLG: 0.499 (1, 3)		BB			G5-3			HR		3	1	1	1	1	0	0					
<b>Jeff Kent, R</b> OBP: 0.367, SLG: 0.527 (1, 4)	F8				G6-3			HR	E5	4	1	1	1	0	0	1					
<b>17 Lance Berkman, S</b> OBP: 0.406, SLG: 0.533 (1, 7)			F9						G4-3	4	1	2	0	0	0	1					
<b>Richard Hidalgo, R</b> OBP: 0.397, SLG: 0.587 (1, 9)		G6-3			K				G6-3	4	0	1	0	0	1	2					
<b>Morgan Ensberg, R</b> OBP: 0.408, SLG: 0.602 (1, 5)			F9		G5-3				B1-3	4	0	0	0	0	0	3					
<b>Brad Ausmus, R</b> OBP: 0.278, SLG: 0.263 (1, 2)							G4-3			4	0	3	1	0	0	0					
<b>Tim Redding, R</b> Pete Munro, R Orlando Merced, S Mike Gallo, L Ricky Stone, R Gregg Zaun, S OBP: 0.332, SLG: 0.319 (1, 1)			G6-3						F9	1	0	0	0	0	0	1					
<b>Inning Stats</b>	R: 0 E: 0 K: 0 S: 10	H: 0 LOB: 1 BB: 1 P: 21	R: 1 E: 0 K: 0 S: 7	H: 2 LOB: 1 BB: 0 P: 12	R: 0 E: 0 K: 1 S: 6	H: 0 LOB: 0 BB: 0 P: 7	R: 0 E: 0 K: 1 S: 8	H: 1 LOB: 1 BB: 0 P: 10	R: 0 E: 0 K: 0 S: 4	H: 0 LOB: 1 BB: 1 P: 12	R: 2 E: 0 K: 0 S: 13	H: 4 LOB: 2 BB: 0 P: 24	R: 0 E: 0 K: 0 S: 5	H: 0 LOB: 0 BB: 0 P: 11	R: 0 E: 1 K: 0 S: 5	H: 2 LOB: 2 BB: 0 P: 7	1B: 4 2B: 3 3B: 0 HR: 2	SF: 0 SAC: 0 DP: 1 HBP: 0	WP: 0 PB: 0 SB: 0 CS: 0	PA: 38	
<b>PITCHER</b>	IP	WLS	BF	H	R	ER	SO	BB	IBB	HBP	BLK	WP	HR	S	P	ERA	WHIP				
<b>Josh Fogg, R</b> ERA: 4.71 (1, 1)	5.1	W	24	6	3	3	2	2	0	0	0	0	2	42	78	5.06	1.500				
<b>Julian Tavarez, R</b> ERA: 4.33 (6, 1)	1.2	H	7	1	0	0	0	0	0	0	0	0	0	16	24	0.00	0.600				
<b>Scott Sauerbeck, L</b> ERA: 4.05 (8, 1)	1.0	H	2	0	0	0	0	0	0	0	0	0	0	2	4	0.00	0.000				
<b>Mike Lincoln, R</b> ERA: 1.59 (9, 1)	1.0	S	5	2	0	0	0	0	0	0	0	0	0	7	7	0.00	2.000				

Houston Astros @ Pittsburgh Pirates  
PNC Park, Pittsburgh, PA  
Mon Jul 21 2003, 7:05 PM EDT  
Att: 14,271 - Cloudy - 77 F

AB 36  
R 3  
H 9  
RBI 3  
BB 2  
SO 2  
LOB 15



Batter	1	2	3	4	5	6	7	8	9	AB	R	H	RBI	BB	SO	LOB	BOTTOM				
<b>Kenny Lofton, L</b> OBP: 0.334, SLG: 0.439 (1, 8)	L8		F9			G1-3				4	1	1	0	1	0	3					
<b>18 Jason Kendall, R</b> OBP: 0.390, SLG: 0.404 (1, 2)		2B			L6				FC6-4	4	1	2	1	1	0	2					
<b>Brian Giles, L</b> OBP: 0.440, SLG: 0.504 (1, 7)										4	1	1	1	0	2	3					
<b>Aramis Ramirez, R</b> OBP: 0.333, SLG: 0.453 (1, 5)										3	1	0	0	1	0	1					
<b>Matt Stairs, L</b> OBP: 0.397, SLG: 0.545 Reggie Sanders, R (7, PH) OBP: 0.319, SLG: 0.510 (8, 9)										3	1	2	2	0	0	0					
<b>Randall Simon, L</b> OBP: 0.298, SLG: 0.407 Julian Tavarez, L Scott Sauerbeck, R Mike Lincoln, R (1, 3)										3	0	0	0	0	0	2					
<b>2 Jack Wilson, R</b> OBP: 0.293, SLG: 0.339 (1, 6)										3	0	2	1	1	0	0					
<b>Abraham Nunez, S</b> OBP: 0.285, SLG: 0.280 (1, 4)										3	0	1	0	0	1	3					
<b>Josh Fogg, R</b> OBP: 0.304, SLG: 0.273 Carlos Rivera, L OBP: 0.235, SLG: 0.290 (6, 3)										2	0	1	0	0	0	0					
<b>Inning Stats</b>	R: 3 E: 0 K: 1 S: 16	H: 4 LOB: 2 BB: 1 P: 29	R: 1 E: 0 K: 0 S: 11	H: 2 LOB: 1 BB: 0 P: 14	R: 1 E: 0 K: 0 S: 11	H: 2 LOB: 2 BB: 1 P: 20	R: 0 E: 0 K: 1 S: 6	H: 0 LOB: 0 BB: 0 P: 8	R: 0 E: 0 K: 1 S: 7	H: 0 LOB: 0 BB: 0 P: 11	R: 0 E: 0 K: 1 S: 9	H: 1 LOB: 2 BB: 1 P: 16	R: 0 E: 0 K: 0 S: 11	H: 0 LOB: 0 BB: 1 P: 18	R: 0 E: 0 K: 0 S: 10	H: 1 LOB: 2 BB: 1 P: 19	1B: 7 2B: 2 3B: 0 HR: 1	SF: 0 SAC: 2 DP: 0 HBP: 0	WP: 0 PB: 0 SB: 0 CS: 1	PA: 39	
<b>PITCHER</b>	IP	WLS	BF	H	R	ER	SO	BB	IBB	HBP	BLK	WP	HR	S	P	ERA	WHIP				
<b>Tim Redding, R</b> ERA: 4.13 (1, 1)	2.1	L	16	7	5	5	1	2	0	0	0	0	0	16	24	0.00	0.375				
<b>Pete Munro, R</b> ERA: 4.78 (3, 1)	2.2		9	1	0	0	1	0	0	0	0	0	0	16	24	0.00	0.375				
<b>Mike Gallo, L</b> ERA: (6, 1)	2.0		8	1	0	0	1	1	1	0	0	0	0	20	34	0.00	1.000				
<b>Ricky Stone, R</b> ERA: 3.38 (8, 1)	1.0		5	1	0	0	0	1	0	0	0	0	0	10	19	0.00	2.000				

Houston Astros @ Pittsburgh Pirates  
PNC Park, Pittsburgh, PA  
Mon Jul 21 2003, 7:05 PM EDT  
Att: 14,271 - Cloudy - 77 F

AB 31  
R 5  
H 10  
RBI 5  
BB 5  
SO 3  
LOB 16





Batter	1	2	3	4	5	6	7	8	9	AB	R	H	RBI	BB	SO	LOB	TOP										
<b>Craig Biggio, R</b> OBP: 0.350, SLG: 0.420 (1, 8)	1-2 P4	2-2 FC5-4		2-1 G6-3			4-1 BB		0-0 F9	4	0	0	0	1	0	3											
<b>Morgan Ensberg, R</b> OBP: 0.406, SLG: 0.609 (1, 5)	0-0 F9		1-2 HR		0-0 G5-3		1-1 F8			4	1	1	1	0	0	1											
<b>5 Jeff Bagwell, R</b> OBP: 0.371, SLG: 0.497 (1, 3)	4-1 BB		1-2 F9		3-3 K			0-1 1B		3	0	1	0	1	1	0											
<b>Jeff Kent, R</b> OBP: 0.365, SLG: 0.526 (1, 4)	2-1 F8		0-0 HBP		1-3 K			1-0 F9		4	0	1	0	0	1	2											
<b>17 Lance Berkman, S</b> OBP: 0.407, SLG: 0.532 (1, 7)		2-0 1B		4-0 HBP		3-1 E4		2-2 K		3	1	1	0	1	1	1											
<b>Richard Hidalgo, R</b> OBP: 0.396, SLG: 0.585 (1, 9)	1-2 1B	1-2 1B	2-1 G6-4-3		1-1 F8		1-1 F7			3	0	1	0	0	0	2											
<b>Geoff Blum, S</b> OBP: 0.307, SLG: 0.410 (1, 6)	2-2 F9	2-2 G6-4-3		1-0 G6-3				0-1 FC3-6		4	0	1	0	0	0	6											
<b>Gregg Zaun, S</b> OBP: 0.310, SLG: 0.316 (1, 2)	0-1 F7			1-0 B1-6-4			0-0 F8		1-1 FC3-6	4	0	1	0	0	0	3											
<b>Jerome Robertson, L</b> OBP: 0.171, SLG: 0.171 (1, 1)	1-2 1B		0-0 B1-6-4			1-2 G1-3		0-2 F8		3	0	1	1	0	0	1											
<b>54 Brad Lidge, R</b> (8, 1)										0	0	0	0	0	0	0											
<b>Brian Hunter, R</b> OBP: 0.282, SLG: 0.323 (9, PH)										1	0	0	0	0	0	1											
<b>Billy Wagner, L</b> (9, 1)										0	0	0	0	0	0	0											
<b>Inning Stats</b>	R: 0 E: 0 K: 0 S: 7	H: 0 LOB: 1 BB: 1 P: 14	R: 1 E: 0 K: 0 S: 17	H: 3 LOB: 2 BB: 0 P: 25	R: 1 E: 0 K: 0 S: 12	H: 2 LOB: 2 BB: 1 P: 20	R: 0 E: 0 K: 0 S: 4	H: 1 LOB: 0 BB: 0 P: 7	R: 0 E: 0 K: 0 S: 9	H: 0 LOB: 0 BB: 0 P: 13	R: 0 E: 0 K: 0 S: 7	H: 0 LOB: 1 BB: 1 P: 13	R: 0 E: 0 K: 1 S: 10	H: 1 LOB: 1 BB: 0 P: 14	R: 0 E: 0 K: 0 S: 8	H: 1 LOB: 1 BB: 0 P: 9	1B: 6 2B: 1 3B: 0 HR: 1	SF: 0 SAC: 0 DP: 3 HBP: 1	WP: 0 PB: 0 SB: 0 CS: 0	PA: 37							
<b>PITCHER</b>	IP	WLS	BF	H	R	ER	SO	BB	IBB	HBP	BLK	WP	HR	S	P	ERA	WHIP										
<b>16 Salomon Torres, R</b> ERA: 4.31 (1, 1)	6.0	L	25	6	2	2	2	1	1	1	0	0	1	54	89	3.00	1.167										
<b>Brian Boehringer, R</b> ERA: 5.95 (7, 1)	2.0		8	1	0	0	1	1	0	0	0	0	0	17	27	0.00	1.000										
<b>Joe Beimel, L</b> ERA: 3.4 (9, 1)	1.0		4	1	0	0	0	0	0	0	0	0	0	8	9	0.00	1.000										

Houston Astros @ Pittsburgh Pirates  
PNC Park, Pittsburgh, PA  
Tue Jul 22 2003, 7:05 PM EDT  
Att: 16,661 - Overcast - 68 F

AB	33
R	2
H	8
RBI	2
BB	3
SO	3
LOB	20



Batter	1	2	3	4	5	6	7	8	9	AB	R	H	RBI	BB	SO	LOB	BOTTOM										
<b>Kenny Lofton, L</b> OBP: 0.333, SLG: 0.437 (1, 8)	1-0 F9		1-0 G6-4-3		2-2 G4-3			0-0 L3		4	0	1	0	0	0	2											
<b>18 Jason Kendall, R</b> OBP: 0.386, SLG: 0.400 (1, 2)	3-2 F8		2-1 G6-4-3		2-2 G4-3			1-1 G4-3		4	0	0	0	0	0	1											
<b>Brian Giles, L</b> OBP: 0.438, SLG: 0.498 (1, 7)	1-0 FC5-4		3-2 G4-3		0-0 F9			2-2 G6-3		3	0	0	0	0	0	0											
<b>Aramis Ramirez, R</b> OBP: 0.330, SLG: 0.448 (1, 5)	0-0 FC5-4			0-0 P4		1-2 F8		2-3 K		4	0	0	0	0	1	1											
<b>Reggie Sanders, R</b> OBP: 0.316, SLG: 0.504 (1, 9)		1-1 F8		3-3 K		3-2 G5-3				3	0	0	0	0	1	0											
<b>Craig Wilson, R</b> OBP: 0.345, SLG: 0.424 (1, 3)	0-0 F9			1-2 G5-3			0-1 G6-3			3	0	0	0	0	0	0											
<b>2 Jack Wilson, R</b> OBP: 0.294, SLG: 0.337 (1, 6)	4-1 BB				2-0 L5			0-1 F7		2	0	0	0	1	0	0											
<b>Jeff Reboulet, R</b> OBP: 0.358, SLG: 0.350 (1, 4)	4-1 BB				1-1 SH1-4			1-1 G6-3		2	0	1	0	1	0	0											
<b>16 Salomon Torres, R</b> (1, 1)					0-0 SH1-4			1-2 L3		1	0	0	0	0	1	2											
<b>Brian Boehringer, S</b> (7, 1)										0	0	0	0	0	0	0											
<b>Adam Hyzdu, R</b> OBP: 0.317, SLG: 0.327 (8, PH)										1	0	1	0	0	0	0											
<b>Joe Beimel, L</b> (9, 1)										0	0	0	0	0	0	0											
<b>Inning Stats</b>	R: 0 E: 0 K: 0 S: 6	H: 0 LOB: 1 BB: 0 P: 11	R: 0 E: 0 K: 1 S: 9	H: 0 LOB: 2 BB: 2 P: 18	R: 0 E: 0 K: 0 S: 7	H: 1 LOB: 0 BB: 0 P: 13	R: 0 E: 0 K: 1 S: 7	H: 0 LOB: 0 BB: 0 P: 11	R: 0 E: 0 K: 0 S: 8	H: 0 LOB: 0 BB: 0 P: 11	R: 0 E: 0 K: 0 S: 8	H: 0 LOB: 0 BB: 0 P: 11	R: 0 E: 0 K: 0 S: 6	H: 1 LOB: 0 BB: 0 P: 8	R: 0 E: 0 K: 1 S: 8	H: 0 LOB: 0 BB: 0 P: 13	1B: 3 2B: 1 3B: 0 HR: 0	SF: 0 SAC: 1 DP: 2 HBP: 1	WP: 0 PB: 0 SB: 0 CS: 0	PA: 31							
<b>PITCHER</b>	IP	WLS	BF	H	R	ER	SO	BB	IBB	HBP	BLK	WP	HR	S	P	ERA	WHIP										
<b>Jerome Robertson, L</b> ERA: 4.56 (1, 1)	7.1	W	27	3	0	0	2	2	0	1	0	0	0	57	94	0.00	0.682										
<b>54 Brad Lidge, R</b> ERA: 2.34 (8, 1)	0.2	H	1	0	0	0	0	0	0	0	0	0	0	1	1	0.00	0.000										
<b>Billy Wagner, L</b> ERA: 2.1 (9, 1)	1.0	S	3	0	0	0	1	0	0	0	0	0	0	8	13	0.00	0.000										

Houston Astros @ Pittsburgh Pirates  
PNC Park, Pittsburgh, PA  
Tue Jul 22 2003, 7:05 PM EDT  
Att: 16,661 - Overcast - 68 F

AB	27
R	0
H	3
RBI	0
BB	2
SO	3
LOB	6





Batter	1	2	3	4	5	6	7	8	9	AB	R	H	RBI	BB	SO	LOB	TOP										
18 Jason Kendall, R OBP: 0.398, SLG: 0.401	0-0 P6	4-1 BB		2-2 2B 1B		3-2 F8		1-1 1B		4	1	2	0	1	0	0											
2 Jack Wilson, R OBP: 0.290, SLG: 0.332	1-2 F9	0-0 G4-3		1-1 F9		0-3 K2-3		0-0 B1-3		5	0	0	0	0	1	6											
Brian Giles, L OBP: 0.437, SLG: 0.500	1-1 BB 1B		0-0 G3	0-1 2B		3-2 F8		3-2 F7		5	0	2	2	0	0	0											
Matt Stairs, L OBP: 0.368, SLG: 0.565 Mike Lincoln, R	4-1 BB 1B		2-3 K		4-1 HR BB		0-1 1B	1-1 HR		3	2	2	1	2	1	0											
Reggie Sanders, R OBP: 0.314, SLG: 0.502	2-0 F7		3-2 2B		1-2 F8		1-3 K	2-3 K		5	0	1	0	0	2	4											
Randall Simon, L OBP: 0.305, SLG: 0.423 Adam Hyzdu, R OBP: 0.313, SLG: 0.321		2-2 SH1-4 1B	4-2 BB		0-0 HR		0-0 G4-3	2-3 K		3	1	2	2	1	0	1											
José Hernández, R OBP: 0.290, SLG: 0.367		2-3 K	2-3 K		3-2 G4-3			0-0 HR		4	1	1	1	0	2	3											
Abraham Nunez, S OBP: 0.284, SLG: 0.279		1-0 SH1-4 1B		0-0 G3	1-0 F7			0-0 G4-3		4	0	1	0	0	0	0											
Jeff Suppan, R OBP: 0.350, SLG: 0.324 Craig Wilson, R OBP: 0.343, SLG: 0.421 Brian Boehringer, S OBP: 0.295, SLG: 0.290 Carlos Rivera, L	1-0 SH1-4		1-0 2B 1B		0-3 K			3-2 G6-3		2	1	1	0	0	1	0											
<b>Inning Stats</b>	R: 0 E: 0 K: 0 S: 8	H: 1 LOB: 2 BB: 1 P: 16	R: 0 E: 0 K: 1 S: 13	H: 2 LOB: 3 BB: 1 P: 23	R: 0 E: 0 K: 2 S: 18	H: 1 LOB: 2 BB: 1 P: 29	R: 2 E: 0 K: 0 S: 10	H: 3 LOB: 1 BB: 0 P: 14	R: 2 E: 0 K: 0 S: 10	H: 1 LOB: 0 BB: 1 P: 19	R: 0 E: 0 K: 1 S: 11	H: 0 LOB: 0 BB: 0 P: 14	R: 0 E: 0 K: 1 S: 9	H: 1 LOB: 1 BB: 0 P: 13	R: 1 E: 0 K: 0 S: 8	H: 2 LOB: 1 BB: 0 P: 12	R: 1 E: 0 K: 2 S: 11	H: 1 LOB: 0 BB: 1 P: 19	1B: 7 2B: 2 3B: 0 HR: 3	SF: 0 SAC: 1 DP: 0 HBP: 0	WP: 0 PB: 0 SB: 0 CS: 0	PA: 42					
<b>PITCHER</b>	IP	WLS	BF	H	R	ER	SO	BB	IBB	HBP	BLK	WP	HR	S	P	ERA	WHIP										
Ryan Dempster, R ERA: 6.63	5.0		26	8	4	4	3	4	0	0	0	0	1	59	101	7.20	2.400										
Brian Reith, R ERA: 4.09	1.0	H	3	0	0	0	2	0	0	0	0	0	0	11	14	0.00	0.000										
Felix Heredia, L ERA: 2.84	1.0	H	4	1	0	0	1	0	0	0	0	0	0	9	13	0.00	1.000										
Chris Reitsma, R ERA: 4.25	1.0	B	5	2	1	1	0	0	0	0	0	0	1	8	12	9.00	2.000										
Kent Mercker, L ERA: 2.97	1.0	L	4	1	1	1	2	0	0	0	0	0	1	11	19	9.00	1.000										
<b>Batter</b>	<b>1</b>	<b>2</b>	<b>3</b>	<b>4</b>	<b>5</b>	<b>6</b>	<b>7</b>	<b>8</b>	<b>9</b>	<b>AB</b>	<b>R</b>	<b>H</b>	<b>RBI</b>	<b>BB</b>	<b>SO</b>	<b>LOB</b>	<b>BOTTOM</b>										
D'Angelo Jimenez, S OBP: 0.344, SLG: 0.419	3-2 1B 2B	1-1 F8 2B			2-0 F8		3-2 SH3-4 2B	0-0 G3		5	1	3	0	0	0	2											
Barry Larkin, R OBP: 0.337, SLG: 0.368 Juan Castro, R OBP: 0.269, SLG: 0.370	0-0 2B 1B	0-0 F8			0-1 2B 1B		0-1 SH3-4	0-2 G3		3	2	2	0	0	0	1											
Jose Guillen, R OBP: 0.387, SLG: 0.624	0-0 1B 2B	0-2 K			0-0 G3 1B 2B		2-0 G5-3	1-0 G6-3		5	2	2	2	0	1	2											
Sean Casey, L OBP: 0.364, SLG: 0.432 Reggie Taylor, L OBP: 0.293, SLG: 0.366	0-0 FC6-4 1B		2-1 F8		0-0 G3		4-0 IBB	4-1 BB		3	0	1	2	2	0	1											
Aaron Boone, R OBP: 0.333, SLG: 0.471	1-3 K		0-2 G3-1		2-2 1B		1-3 K	2-3 K		5	0	1	1	0	3	4											
Ruben Mateo, R OBP: 0.289, SLG: 0.391	1-1 FC6-4 1B		1-2 F7		1-1 SAFE P4			1-0 G5-3		4	0	0	0	0	2												
Adam Dunn, L OBP: 0.349, SLG: 0.476	1-0 1B				3-2 G3		3-2 F9	2-2 P5		4	0	1	0	0	0	0											
Kelly Stinnett, R OBP: 0.300, SLG: 0.407	0-1 G5-3				0-3 K		0-0 G6-3	0-1 BB 1B		4	0	1	0	0	1	2											
Ryan Dempster, R ERA: 3.82 Brandon Larson, R ERA: 5.8 Felix Heredia, L ERA: 2.84 Chris Reitsma, R ERA: 4.25 Russell Brantman, L ERA: 4.05 Kent Mercker, L ERA: 2.97		3-2 L5			3-2 G6-3		2-2 G4-3	4-2 BB		2	0	0	0	0	0	0											
<b>Inning Stats</b>	R: 3 E: 0 K: 1 S: 15	H: 5 LOB: 2 BB: 0 P: 21	R: 0 E: 0 K: 1 S: 12	H: 1 LOB: 0 BB: 0 P: 16	R: 0 E: 0 K: 0 S: 9	H: 0 LOB: 0 BB: 0 P: 12	R: 0 E: 0 K: 1 S: 9	H: 0 LOB: 0 BB: 0 P: 15	R: 2 E: 0 K: 0 S: 7	H: 3 LOB: 1 BB: 0 P: 15	R: 0 E: 0 K: 0 S: 11	H: 0 LOB: 0 BB: 0 P: 12	R: 0 E: 0 K: 1 S: 11	H: 1 LOB: 2 BB: 1 P: 21	R: 0 E: 0 K: 0 S: 9	H: 1 LOB: 2 BB: 1 P: 16	R: 0 E: 0 K: 1 S: 8	H: 0 LOB: 1 BB: 1 P: 15	1B: 7 2B: 4 3B: 0 HR: 0	SF: 0 SAC: 1 DP: 0 HBP: 0	WP: 0 PB: 0 SB: 0 CS: 0	PA: 41					
<b>PITCHER</b>	IP	WLS	BF	H	R	ER	SO	BB	IBB	HBP	BLK	WP	HR	S	P	ERA	WHIP										
Jeff Suppan, R ERA: 3.82	7.0		32	10	5	5	4	0	1	0	0	0	0	74	112	6.43	1.429										
Brian Boehringer, R ERA: 5.8	1.0	W	5	1	0	0	0	1	0	0	0	0	0	9	16	0.00	2.000										
Mike Lincoln, R ERA: 1.46	1.0	S	4	0	0	0	1	1	0	0	0	0	0	8	15	0.00	1.000										

Pittsburgh Pirates @ Cincinnati Reds  
Great American Ball Park, Cincinnati, OH  
Wed Jul 23 2003, 7:10 PM EDT  
Att: 27,629 - Cloudy - 72 F

AB	37
R	6
H	12
RBI	6
BB	4
SO	8
LOB	14



Pittsburgh Pirates @ Cincinnati Reds  
Great American Ball Park, Cincinnati, OH  
Wed Jul 23 2003, 7:10 PM EDT  
Att: 27,629 - Cloudy - 72 F

AB	37
R	5
H	11
RBI	5
BB	3
SO	5
LOB	14











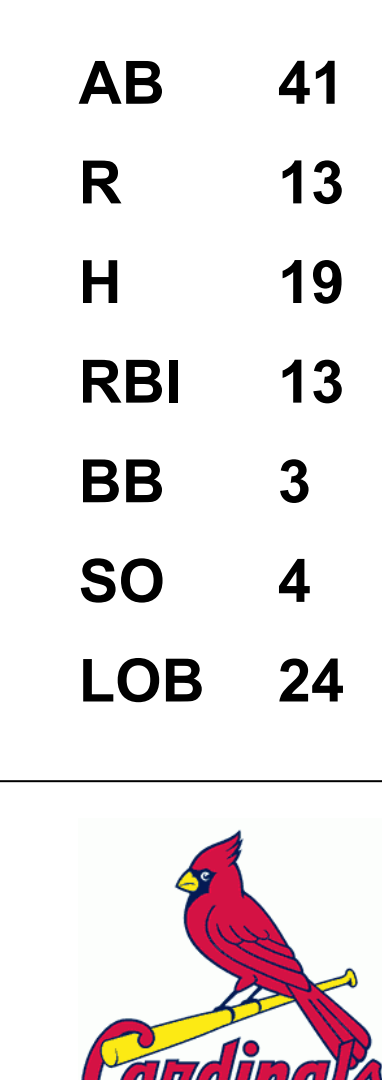


Batter	1	2	3	4	5	6	7	8	9	AB	R	H	RBI	BB	SO	LOB	TOP			
18 Jason Kendall, R OBP: 0.398, SLG: 0.394	L4	1B			G5-3	1B		F9		4	0	2	1	1	0	0	Pittsburgh Pirates @ St. Louis Cardinals Busch Stadium, St. Louis, MO Sat Jul 26 2003, 1:10 PM CDT Att: 44,249 - Sunny - 85 F			
Abraham Nunez, S OBP: 0.297, SLG: 0.297	1B	3B			G5-3	BB		1B		4	1	3	1	1	0	1				
Brian Giles, L OBP: 0.440, SLG: 0.512	BB	BB			F7	BB		P6		4	0	1	1	1	1	4				
Matt Stairs, L OBP: 0.373, SLG: 0.556	BB				P6					2	0	0	0	1	0	1				
Reggie Sanders, R OBP: 0.314, SLG: 0.512	BB				P6	L4				2	1	1	0	0	0	3				
Craig Wilson, R OBP: 0.346, SLG: 0.430	F3				F9	2B		G1-3		4	3	2	1	0	0	2				
Randall Simon, L OBP: 0.301, SLG: 0.411	G1-3				K	HBP		G1-3		5	0	0	0	0	2	5				
José Hernández, R OBP: 0.296, SLG: 0.378					G1-3	1B		G5-3		5	2	2	1	0	1	0				
Jeff Reboulet, R OBP: 0.356, SLG: 0.358	G3				G5-3	2B		G6-3		5	0	1	2	0	1	1				
Josh Fogg, R OBP: 0.336, SLG: 0.290					P3	1B		K		2	0	0	0	0	1	1				
Duaner Sanchez, R OBP: 0.237, SLG: 0.285						FC6-4				0	0	0	0	0	0	0				
Carlos Rivera, L OBP: 0.237, SLG: 0.285						1B				0	1	1	0	0	0	1				
Julian Tavarez, L OBP: 0.306, SLG: 0.315						1B				0	0	0	0	0	0	0				
Adam Hyzdu, R OBP: 0.306, SLG: 0.315						1B				1	0	0	0	0	0	0				
Joe Beimel, L OBP: 0.306, SLG: 0.315						1B				0	0	0	0	0	0	0				
<b>Inning Stats</b>	R: 1 E: 0 K: 0 S: 8	H: 2 LOB: 2 BB: 1 P: 16	R: 1 E: 0 K: 2 S: 18	H: 2 LOB: 2 BB: 1 P: 29	R: 0 E: 0 K: 1 S: 12	H: 0 LOB: 0 BB: 0 P: 19	R: 0 E: 0 K: 0 S: 8	H: 0 LOB: 0 BB: 0 P: 11	R: 0 E: 0 K: 1 S: 14	H: 1 LOB: 1 BB: 2 P: 27	R: 0 E: 0 K: 0 S: 6	H: 1 LOB: 0 BB: 0 P: 7	R: 0 E: 0 K: 1 S: 8	H: 1 LOB: 1 BB: 0 P: 13	R: 2 E: 0 K: 2 S: 11	H: 2 LOB: 0 BB: 0 P: 14	1B: 7 2B: 4 3B: 1 HR: 0	SF: 0 SAC: 0 DP: 0 HBP: 1	WP: 1 PB: 0 SB: 0 CS: 0	PA: 44
<b>PITCHER</b>	IP WLS BF H R ER SO BB IBB HBP BLK WP HR S P ERA WHIP	IP WLS BF H R ER SO BB IBB HBP BLK WP HR S P ERA WHIP	IP WLS BF H R ER SO BB IBB HBP BLK WP HR S P ERA WHIP	IP WLS BF H R ER SO BB IBB HBP BLK WP HR S P ERA WHIP	IP WLS BF H R ER SO BB IBB HBP BLK WP HR S P ERA WHIP	IP WLS BF H R ER SO BB IBB HBP BLK WP HR S P ERA WHIP	IP WLS BF H R ER SO BB IBB HBP BLK WP HR S P ERA WHIP	IP WLS BF H R ER SO BB IBB HBP BLK WP HR S P ERA WHIP	IP WLS BF H R ER SO BB IBB HBP BLK WP HR S P ERA WHIP	IP WLS BF H R ER SO BB IBB HBP BLK WP HR S P ERA WHIP	IP WLS BF H R ER SO BB IBB HBP BLK WP HR S P ERA WHIP	IP WLS BF H R ER SO BB IBB HBP BLK WP HR S P ERA WHIP	IP WLS BF H R ER SO BB IBB HBP BLK WP HR S P ERA WHIP	IP WLS BF H R ER SO BB IBB HBP BLK WP HR S P ERA WHIP	IP WLS BF H R ER SO BB IBB HBP BLK WP HR S P ERA WHIP	IP WLS BF H R ER SO BB IBB HBP BLK WP HR S P ERA WHIP	IP WLS BF H R ER SO BB IBB HBP BLK WP HR S P ERA WHIP			

AB 39  
R 8  
H 12  
RBI 7  
BB 4  
SO 7  
LOB 19



Batter	1	2	3	4	5	6	7	8	9	AB	R	H	RBI	BB	SO	LOB	BOTTOM			
Bo Hart, R OBP: 0.357, SLG: 0.422	E5	1B			G4-3			G4-3		6	2	2	0	0	0	3	Pittsburgh Pirates @ St. Louis Cardinals Busch Stadium, St. Louis, MO Sat Jul 26 2003, 1:10 PM CDT Att: 44,249 - Sunny - 85 F			
J.D. Drew, L OBP: 0.372, SLG: 0.536	G3-1	1B			1B			G4-3		4	3	2	0	1	0	1				
5 Albert Pujols, R OBP: 0.442, SLG: 0.700	1B	2B			F8			1B		5	3	4	4	0	0	1				
Tino Martinez, L OBP: 0.356, SLG: 0.448	1B	2B			27 HBP			K		5	1	4	2	0	1	1				
27 Scott Rolen, R OBP: 0.392, SLG: 0.550	HBP	F9			27 HR			FC5-4		3	2	1	3	1	0	2				
Edgar Renteria, R OBP: 0.384, SLG: 0.489	P3				L4			2B		5	1	3	1	0	0	3				
Eduardo Perez, R OBP: 0.347, SLG: 0.457	L9				SH3-1			2B		2	0	1	0	0	0	3				
Orlando Palmeiro, L OBP: 0.346, SLG: 0.335					SH3-1			2B		2	0	0	0	0	0	4				
Mike Matheny, R OBP: 0.333, SLG: 0.362		P4			K			FC5		4	1	1	0	1	1	3				
Woody Williams, R OBP: 0.315, SLG: 0.417		K			G5-3			G6-3		3	0	0	0	0	2	3				
Jason Simontacchi, R OBP: 1.000, SLG: 3.000								3B		1	0	0	0	0	0	0				
44 Jason Istringhausen, R OBP: 1.000, SLG: 3.000										1	0	1	3	0	0	0				
<b>Inning Stats</b>	R: 1 E: 1 K: 0 S: 13	H: 3 LOB: 3 BB: 0 P: 21	R: 3 E: 0 K: 1 S: 22	H: 4 LOB: 1 BB: 0 P: 29	R: 0 E: 0 K: 1 S: 8	H: 1 LOB: 1 BB: 0 P: 12	R: 3 E: 0 K: 0 S: 12	H: 2 LOB: 0 BB: 1 P: 20	R: 0 E: 0 K: 1 S: 6	H: 2 LOB: 1 BB: 0 P: 8	R: 2 E: 0 K: 0 S: 12	H: 4 LOB: 2 BB: 0 P: 20	R: 0 E: 0 K: 0 S: 6	H: 0 LOB: 0 BB: 0 P: 8	R: 4 E: 0 K: 1 S: 12	H: 3 LOB: 1 BB: 2 P: 26	1B: 11 2B: 6 3B: 1 HR: 1	SF: 0 SAC: 1 DP: 1 HBP: 1	WP: 0 PB: 0 SB: 0 CS: 0	PA: 46
<b>PITCHER</b>	IP WLS BF H R ER SO BB IBB HBP BLK WP HR S P ERA WHIP	IP WLS BF H R ER SO BB IBB HBP BLK WP HR S P ERA WHIP	IP WLS BF H R ER SO BB IBB HBP BLK WP HR S P ERA WHIP	IP WLS BF H R ER SO BB IBB HBP BLK WP HR S P ERA WHIP	IP WLS BF H R ER SO BB IBB HBP BLK WP HR S P ERA WHIP	IP WLS BF H R ER SO BB IBB HBP BLK WP HR S P ERA WHIP	IP WLS BF H R ER SO BB IBB HBP BLK WP HR S P ERA WHIP	IP WLS BF H R ER SO BB IBB HBP BLK WP HR S P ERA WHIP	IP WLS BF H R ER SO BB IBB HBP BLK WP HR S P ERA WHIP	IP WLS BF H R ER SO BB IBB HBP BLK WP HR S P ERA WHIP	IP WLS BF H R ER SO BB IBB HBP BLK WP HR S P ERA WHIP	IP WLS BF H R ER SO BB IBB HBP BLK WP HR S P ERA WHIP	IP WLS BF H R ER SO BB IBB HBP BLK WP HR S P ERA WHIP	IP WLS BF H R ER SO BB IBB HBP BLK WP HR S P ERA WHIP	IP WLS BF H R ER SO BB IBB HBP BLK WP HR S P ERA WHIP	IP WLS BF H R ER SO BB IBB HBP BLK WP HR S P ERA WHIP	IP WLS BF H R ER SO BB IBB HBP BLK WP HR S P ERA WHIP			





Batter	1	2	3	4	5	6	7	8	9	AB	R	H	RBI	BB	SO	LOB	TOP			
18 Jason Kendall, R OBP: 0.397, SLG: 0.391	G5-3			L6 BB		L8	F9			3	0	0	0	1	0	2				
Jeff Reboulet, R OBP: 0.360, SLG: 0.361	G3			L6		1B		1B		4	0	2	1	0	0	1				
Brian Giles, L OBP: 0.438, SLG: 0.507	L6			P5				F8		3	0	0	0	1	0	1				
Reggie Sanders, R OBP: 0.313, SLG: 0.509		F9				F7		G5-3		4	0	1	0	0	0	3				
Craig Wilson, R OBP: 0.341, SLG: 0.422	K									3	0	0	0	0	3	1				
Carlos Rivera, L OBP: 0.231, SLG: 0.257										1	0	0	0	0	0	1				
José Hernández, R OBP: 0.298, SLG: 0.378	G6-3									3	1	1	0	1	0	0				
Adam Hyzdu, R OBP: 0.304, SLG: 0.328				K						4	1	1	0	0	1	2				
Abraham Nunez, S OBP: 0.297, SLG: 0.293				K						2	1	0	1	0	2	0				
16 Salomon Torres, R OBP: 0.174, SLG: 0.050										2	0	1	1	0	1	0				
Brian Boehringer, S										0	0	0	0	0	0	0				
Mike Lincoln, R										0	0	0	0	0	0	0				
<b>Inning Stats</b>	R: 0 E: 0 K: 0 S: 8	H: 0 LOB: 0 BB: 0 P: 12	R: 0 E: 0 K: 1 S: 8	H: 0 LOB: 0 BB: 0 P: 12	R: 0 E: 0 K: 3 S: 9	H: 0 LOB: 0 BB: 0 P: 14	R: 0 E: 0 K: 0 S: 5	H: 0 LOB: 0 BB: 1 P: 10	R: 0 E: 0 K: 1 S: 5	H: 1 LOB: 1 BB: 1 P: 9	R: 1 E: 0 K: 0 S: 11	H: 1 LOB: 1 BB: 0 P: 21	R: 2 E: 0 K: 1 S: 16	H: 3 LOB: 1 BB: 0 P: 21	R: 0 E: 0 K: 0 S: 9	H: 1 LOB: 0 BB: 0 P: 11	1B: 5 2B: 2 3B: 0 HR: 0	SF: 0 SAC: 2 DP: 2 HBP: 1	WP: 1 PB: 0 CS: 2 SB: 0	PA: 35
<b>PITCHER</b>	IP WLS BF H R ER SO BB IBB HBP BLK WP HR S P ERA WHIP																			
Jeff Fassero, L ERA: 6.08	(1, 1) 5.2 21 2 2 1 1 5 3 0 1 0 0 0 0 44 76 1.59 0.882																			
Esteban Yan, R ERA: 6.45	(6, 1) 0.2 4 2 2 2 1 0 0 0 0 0 0 0 6 10 13 27.00 3.000																			
28 Lance Painter, L ERA: 5.0	(7, 1) 0.1 2 1 0 0 0 0 0 0 0 0 0 0 6 8 0.00 3.000																			
Jason Simontacchi, R ERA: 5.91	(7, 1) 1.1 5 1 0 0 0 0 0 0 0 0 1 0 11 17 0.00 0.750																			
Cal Eldred, R ERA: 4.43	(9, 1) 1.0 W 3 0 0 0 1 0 0 0 0 0 0 0 6 11 0.00 0.000																			

Pittsburgh Pirates @ St. Louis Cardinals  
 Busch Stadium, St. Louis, MO  
 Sun Jul 27 2003, 1:10 PM CDT  
 Att: 34,851 - Sunny - 95 F

AB	29
R	3
H	6
RBI	3
BB	3
SO	7
LOB	11



Batter	1	2	3	4	5	6	7	8	9	AB	R	H	RBI	BB	SO	LOB	BOTTOM					
Bo Hart, R OBP: 0.358, SLG: 0.417	K		L1				G4-3			4	0	1	0	1	1	1						
J.D. Drew, L OBP: 0.567, SLG: 0.528	K									3	0	0	0	0	1	1						
Jason Simontacchi, R OBP: 0.147, SLG: 0.176										0	0	0	0	0	0	0						
Wilson Delgado, S OBP: 0.207, SLG: 0.208										1	0	0	0	0	0	0						
Cal Eldred, R OBP: 0.500, SLG: 0.500										0	0	0	0	0	0	0						
Mike Matheny, R OBP: 0.335, SLG: 0.364										1	0	1	0	0	0	0						
5 Albert Pujols, R OBP: 0.443, SLG: 0.698	K									4	0	2	1	1	1	0						
Tino Martinez, L OBP: 0.357, SLG: 0.449										4	0	2	0	0	0	2						
27 Scott Rolen, R OBP: 0.390, SLG: 0.545										3	0	0	0	1	0	4						
Edgar Renteria, R OBP: 0.385, SLG: 0.489										4	2	2	0	0	0	2						
Kerry Robinson, L OBP: 0.268, SLG: 0.300										4	1	3	0	0	0	1						
Chris Widger, R OBP: 0.214, SLG: 0.205										3	0	0	0	0	0	3						
Eduardo Perez, R OBP: 0.362, SLG: 0.454										1	0	0	0	0	0	2						
Jeff Fassero, L										2	0	0	0	0	2	1						
Esteban Yan, R OBP: 1.000, SLG: 1.000										0	0	0	0	0	0	0						
28 Lance Painter, L										0	0	0	0	0	0	0						
Orlando Palmeiro, L OBP: 0.347, SLG: 0.338										1	1	1	3	0	0	0						
<b>Inning Stats</b>	R: 0 E: 0 K: 3 S: 10	H: 1 LOB: 1 BB: 1 P: 11	R: 0 E: 0 K: 0 S: 7	H: 1 LOB: 1 BB: 1 P: 14	R: 0 E: 0 K: 1 S: 8	H: 0 LOB: 0 BB: 0 P: 12	R: 0 E: 0 K: 0 S: 6	H: 1 LOB: 1 BB: 1 P: 15	R: 0 E: 0 K: 0 S: 11	H: 1 LOB: 1 BB: 0 P: 14	R: 0 E: 0 K: 0 S: 8	H: 2 LOB: 2 BB: 0 P: 12	R: 1 E: 0 K: 0 S: 13	H: 2 LOB: 1 BB: 0 P: 16	R: 0 E: 0 K: 0 S: 7	H: 0 LOB: 0 BB: 0 P: 11	R: 3 E: 0 K: 0 S: 15	H: 5 LOB: 3 BB: 1 P: 23	1B: 12 2B: 0 3B: 0 HR: 0	SF: 1 SAC: 0 DP: 2 HBP: 0	WP: 0 PB: 0 CS: 2 SB: 0	PA: 39
<b>PITCHER</b>	IP WLS BF H R ER SO BB IBB HBP BLK WP HR S P ERA WHIP																					
16 Salomon Torres, R ERA: 4.07	(1, 1) 7.0 28 7 1 1 1 5 2 0 0 0 0 0 0 7 11 1.29 1.286																					
Brian Boehringer, R ERA: 5.74	(8, 1) 1.0 H 3 0 0 0 0 0 0 0 0 0 0 0 7 11 0.00 0.000																					
Mike Lincoln, R ERA: 3.0	(9, 1) 0.2 L 8 5 3 3 0 1 0 0 0 0 0 0 0 15 23 40.50 9.000																					

Pittsburgh Pirates @ St. Louis Cardinals  
 Busch Stadium, St. Louis, MO  
 Sun Jul 27 2003, 1:10 PM CDT  
 Att: 34,851 - Sunny - 95 F

AB	35
R	4
H	12
RBI	4
BB	3
SO	5
LOB	17





Batter	1	2	3	4	5	6	7	8	9	AB	R	H	RBI	BB	SO	LOB	TOP					
<b>18 Jason Kendall, R</b> OBP: 0.389, SLG: 0.390	1-0 CS HBP	3-2 F8			4-1 SH1-3 1B BB		1-2 SH3-4 1B		2-1 G6-3	3	1	1	0	1	0	2	<b>Pittsburgh Pirates @ St. Louis Cardinals</b> Busch Stadium, St. Louis, MO Mon Jul 28 2003, 12:40 PM CDT Att: 33,977 - Overcast - 80 F					
<b>Abraham Nunez, S</b> OBP: 0.236, SLG: 0.294	1-2 F9		1-2 F9		1-1 SH1-3		0-0 SH3-4		0-0 1B	3	0	1	0	0	0	1						
<b>Brian Giles, L</b> OBP: 0.434, SLG: 0.502	2-0 F9		0-0 L9		0-1 P2		3-2 F8		0-0 G4-6-3 1B	5	0	1	0	0	0	3						
<b>Matt Stairs, L</b> OBP: 0.378, SLG: 0.560 <b>Adam Hyzdu, R</b> OBP: 0.304, SLG: 0.328	3-2 CS	1-1 HR 2B	4-2 FC5-4 BB		2-0 2H 1B		3-2 F7		2-0 G4-6-3 1B	4	1	2	1	1	0	3						
<b>Reggie Sanders, R</b> OBP: 0.312, SLG: 0.516		2-0 2H HR	1-0 FC5-4		1-2 F7				0-0 G5-3	4	1	1	2	0	0	2						
<b>Randall Simon, L</b> OBP: 0.308, SLG: 0.420 <b>Carlos Rivera, L</b> OBP: 0.231, SLG: 0.257		0-0 G3-1			1-1 PB 1B		1-2 1B		1-0 1B	4	0	3	0	0	0	0						
<b>José Hernández, R</b> OBP: 0.298, SLG: 0.376		1-0 1B			0-0 F8		2-3 K		1-1 F8	4	0	1	0	0	1	3						
<b>Jeff Reboulet, R</b> OBP: 0.357, SLG: 0.354		1-3 K			1-3 K		0-3 K		4-0 IBB	3	0	0	0	1	3	3						
<b>Jeff Suppan, R</b> OBP: 0.341, SLG: 0.317		1-0 1B			0-1 G6-3		1-1 F9		1-3 K2-3	4	0	1	0	0	1	4						
<b>Inning Stats</b>	R: 0 E: 0 K: 0 S: 7	H: 0 LOB: 0 BB: 0 P: 14	R: 2 E: 0 K: 1 S: 14	H: 4 LOB: 2 BB: 0 P: 23	R: 0 E: 0 K: 1 S: 7	H: 0 LOB: 1 BB: 1 P: 13	R: 0 E: 0 K: 1 S: 11	H: 1 LOB: 1 BB: 0 P: 13	R: 1 E: 0 K: 0 S: 10	H: 1 LOB: 1 BB: 0 P: 18	R: 0 E: 0 K: 2 S: 11	H: 1 LOB: 1 BB: 0 P: 15	R: 0 E: 0 K: 0 S: 13	H: 1 LOB: 1 BB: 0 P: 20	R: 0 E: 0 K: 1 S: 8	H: 1 LOB: 2 BB: 1 P: 15	R: 0 E: 0 K: 0 S: 5	H: 2 LOB: 1 BB: 0 P: 9	1B: 8 2B: 2 3B: 0 HR: 1	SF: 0 SAC: 2 DP: 1 HBP: 1	WP: 0 PB: 1 SB: 0 CS: 1	PA: 41
<b>PITCHER</b>	IP	WLS	BF	H	R	ER	SO	BB	IBB	HBP	BLK	WP	HR	S	P	ERA	WHIP					
<b>Brett Tomko, R</b> ERA: 5.79	(1, 1)	7.0	L	31	8	3	3	4	2	0	1	0	0	1	73	116	3.86	1.429				
<b>Esteban Yan, R</b> ERA: 6.33	(8, 1)	1.0		5	1	0	0	1	0	1	0	0	0	0	8	15	0.00	1.000				
<b>Pedro Borbon, L</b> ERA:	(9, 1)	1.0		4	2	0	0	0	0	0	0	0	0	0	5	9	0.00	2.000				

AB	34
R	3
H	11
RBI	3
BB	3
SO	5
LOB	21



Batter	1	2	3	4	5	6	7	8	9	AB	R	H	RBI	BB	SO	LOB	BOTTOM					
<b>Bo Hart, R</b> OBP: 0.361, SLG: 0.419	2-2 5 1B		1-1 L9		0-1 L7			1-0 1B		4	0	2	0	0	0	1	<b>Pittsburgh Pirates @ St. Louis Cardinals</b> Busch Stadium, St. Louis, MO Mon Jul 28 2003, 12:40 PM CDT Att: 33,977 - Overcast - 80 F					
<b>J.D. Drew, L</b> OBP: 0.360, SLG: 0.517	0-2 L8		2-0 G3-1		1-3 K		2-3 K		2-3 K	4	0	0	0	0	2	3						
<b>5 Albert Pujols, R</b> OBP: 0.442, SLG: 0.693	0-0 1B			2-1 F8		1-0 G5-3		1-1 G5-3		4	0	1	0	0	0	1						
<b>Tino Martinez, L</b> OBP: 0.356, SLG: 0.446	2-1 F7			2-1 F7		2-3 K			1-1 27 G5-4-3 1B	4	0	1	0	0	1	2						
<b>27 Scott Rolen, R</b> OBP: 0.389, SLG: 0.542	2-2 P3			2-1 1B		0-1 F8			2-2 G5-4-3 1B	4	0	1	0	0	0	3						
<b>Edgar Renteria, R</b> OBP: 0.386, SLG: 0.488		2-2 P6		0-0 FC4-6 1B			2-2 G6-3		4-2 DI BB	3	0	1	0	1	0	0						
<b>Kerry Robinson, L</b> OBP: 0.259, SLG: 0.289		1-1 G6-3		0-0 FC4-6			2-2 G4-3		1-2 G5-3	4	0	0	0	0	0	3						
<b>Mike Matheny, R</b> OBP: 0.332, SLG: 0.360		1-0 F8			0-0 P5		2-1 G5-3			3	0	0	0	0	0	0						
<b>Brett Tomko, R</b> OBP: 0.385, SLG: 0.343 <b>Esteban Yan, R</b> OBP: 1.000, SLG: 1.000 <b>Orlando Palmeiro, L</b> OBP: 0.343, SLG: 0.336 <b>Pedro Borbon, R</b> ERA:	(1, 1) (8, 1) (8, PH) (9, 1)		2-3 K		1-1 1B		1-3 K			2	0	1	0	0	1	0						
<b>Inning Stats</b>	R: 0 E: 0 K: 0 S: 12	H: 2 LOB: 2 BB: 0 P: 18	R: 0 E: 0 K: 0 S: 7	H: 0 LOB: 0 BB: 0 P: 11	R: 0 E: 0 K: 1 S: 6	H: 0 LOB: 0 BB: 0 P: 11	R: 0 E: 0 K: 0 S: 8	H: 2 LOB: 2 BB: 0 P: 14	R: 0 E: 0 K: 1 S: 8	H: 1 LOB: 1 BB: 0 P: 10	R: 0 E: 0 K: 1 S: 6	H: 0 LOB: 0 BB: 0 P: 9	R: 0 E: 0 K: 0 S: 8	H: 0 LOB: 0 BB: 0 P: 14	R: 0 E: 0 K: 2 S: 10	H: 1 LOB: 0 BB: 0 P: 15	R: 0 E: 0 K: 0 S: 11	H: 1 LOB: 1 BB: 1 P: 19	1B: 7 2B: 0 3B: 0 HR: 0	SF: 0 SAC: 0 DP: 1 HBP: 0	WP: 0 PB: 0 SB: 0 CS: 0	PA: 34
<b>PITCHER</b>	IP	WLS	BF	H	R	ER	SO	BB	IBB	HBP	BLK	WP	HR	S	P	ERA	WHIP					
<b>Jeff Suppan, R</b> ERA: 3.57	(1, 1)	9.0	W	34	7	0	5	1	0	0	0	0	0	0	76	121	0.00	0.889				

AB	33
R	0
H	7
RBI	0
BB	1
SO	5
LOB	13





Batter	1	2	3	4	5	6	7	8	9	AB	R	H	RBI	BB	SO	LOB	TOP										
Ramón Vázquez, L (1.6) OBP: 0.361, SLG: 0.367	1-3 K		2-1 F7		0-1 2B 1B		2-3 K		4-0 BB 1B BB	4	2	1	0	1	2	2	<b>San Diego Padres @ Pittsburgh Pirates</b> PNC Park, Pittsburgh, PA Tue Jul 29 2003, 7:05 PM EDT Att: 15,201 - Sunny - 75 F										
Mark Kotsay, L (1.8) OBP: 0.337, SLG: 0.349	2-0 G6-3 1B			0-2 1B WP 1B	2-0 1-H 2B			2-1 G4-3 1B BB	4-2 1B BB	4	1	3	1	1	0	0											
Mark Loretta, R (1.4) OBP: 0.376, SLG: 0.434	3-2 G6-3 1-2			0-1 G3-1 HR 1B	2-2 F9			0-0 G6-3	0-1 BB 1B	5	1	2	2	0	0	2											
Ryan Klesko, L (1.3) OBP: 0.353, SLG: 0.503		0-2 P2		2-1 G3-1		0-0 F9		2-3 K	4-2 1-3 2-H 3-H 1-2 BB	4	0	0	0	1	1												
Phil Nevin, R (1.9) OBP: 0.360, SLG: 0.688 Mike Matthews, L (6.1) Scott Linebrink, R (6.1) Joe Roa, R (6.1) Dave Hansen, L (6.1) Rod Beck, R (9.1)		2-0 G6-3		0-2 3-H HR		3-2 G5-3			1-2 HR 1B K	3	1	1	2	0	0	0											
Rondell White, R (1.7) OBP: 0.324, SLG: 0.468		2-2 F7		2-0 F9		3-2 1B			0-1 1-H HR	4	1	2	2	0	0	0											
Sean Burroughs, L (1.5) OBP: 0.346, SLG: 0.411			2-2 F8		0-0 F7		1-3 K		3-2 G4-3	4	0	0	0	0	1	1											
Miguel Ojeda, R (1.2) OBP: 0.333, SLG: 0.378			1-1 SH1-4 HBP		0-3 K		2-0 G5-3		2-3 K	3	0	0	0	0	2	0											
Oliver Pérez, L (1.1) OBP: 0.231, SLG: 0.208 Luther Hackman, R (6.1) Gary Matthews, S (6.9) OBP: 0.299, SLG: 0.335			0-0 SH1-4		1-1 F7		4-1 CS BB		1-1 BB BB 1B 1B	1	0	0	0	0	0	0											
<b>Inning Stats</b>	R: 0 E: 0 K: 1 S: 9	H: 1 LOB: 0 BB: 0 P: 15	R: 0 E: 0 K: 0 S: 8	H: 0 LOB: 0 BB: 0 P: 12	R: 0 E: 0 K: 0 S: 8	H: 0 LOB: 1 BB: 0 P: 13	R: 3 E: 0 K: 0 S: 12	H: 3 LOB: 0 BB: 0 P: 16	R: 1 E: 0 K: 1 S: 12	H: 2 LOB: 1 BB: 0 P: 17	R: 0 E: 0 K: 1 S: 11	H: 1 LOB: 0 BB: 0 P: 18	R: 0 E: 0 K: 1 S: 5	H: 0 LOB: 0 BB: 1 P: 13	R: 0 E: 0 K: 1 S: 6	H: 0 LOB: 0 BB: 1 P: 10		R: 4 E: 0 K: 2 S: 21	H: 4 LOB: 3 BB: 3 P: 42	1B: 8 2B: 1 3B: 0 HR: 2	SF: 0 SAC: 1 DP: 1 HBP: 1	WP: 1 PB: 0 SB: 1 CS: 1	PA: 41				
<b>PITCHER</b>	IP	WLS	BF	H	R	ER	SO	BB	IBB	HBP	BLK	WP	HR	S	P	ERA	WHIP										
Jeff D'Amico, R (1.1) ERA: 3.79	6.0		25	7	4	4	3	0	0	1	0	1	1	60	91	6.00	1.167										
Brian Meadows, R (7.1) ERA: 5.85	0.1	H	2	0	0	0	0	1	0	0	0	0	0	2	8	0.00	3.000										
Joe Beimel, L (7.1) ERA: 3.91	1.2	H	4	0	0	0	2	0	0	0	0	0	0	9	15	0.00	0.000										
Mike Lincoln, R (9.1) ERA: 5.17	0.2	L	7	3	4	4	1	2	0	0	0	0	1	13	29	54.00	7.500										
Brian Boehringer, R (9.1) ERA: 5.7	0.1		3	1	0	0	1	1	0	0	0	0	0	8	13	0.00	6.000										

Batter	1	2	3	4	5	6	7	8	9	AB	R	H	RBI	BB	SO	LOB	BOTTOM										
Abraham Nunez, S (1.6) OBP: 0.301, SLG: 0.297	0-1 F8 BB 1B	0-1 FC4-6 1-2 2-3			1-2 K	0-1 HBP 2B 1B		0-0 B1-3		5	1	2	2	0	1	2	<b>San Diego Padres @ Pittsburgh Pirates</b> PNC Park, Pittsburgh, PA Tue Jul 29 2003, 7:05 PM EDT Att: 15,201 - Sunny - 75 F										
Jeff Reboulet, R (1.4) OBP: 0.356, SLG: 0.348	4-0 BB 1-2 BB	1-1 B1-3			2-2 P4	2-2 2B HBP		1-2 F8		3	1	0	0	1	0	2											
Brian Giles, L (1.7) OBP: 0.437, SLG: 0.505	1-0 F8		4-2 G5-4-3 BB		3-2 1B	3-1 1-H 2-H 3-H 2B		1-0 G3		4	0	2	3	1	0	2											
Reggie Sanders, R (1.9) OBP: 0.310, SLG: 0.520	2-3 K		1-3 K		1-2 F9			0-1 HR		5	1	1	1	0	3	5											
Craig Wilson, R (1.3) OBP: 0.346, SLG: 0.420 Carlos Rivera, L (6.1) OBP: 0.220, SLG: 0.243	4-1 BB		2-0 G5-4-3			1-1 BB K		2-2 G4-3		1	1	0	0	2	0	1											
José Hernández, R (1.5) OBP: 0.294, SLG: 0.371	1-2 L6			0-1 G5-3		1-3 K	1-3 K	2-3 K		5	0	0	0	0	3	4											
Adam Hyzdu, R (1.8) OBP: 0.324, SLG: 0.339		4-1 FC4-6 BB BB		2-3 K		1-1 BB 1B 1B	1-1 1B	0-3 K		4	1	2	0	1	2	0											
11 Humberto Cota, R (1.2)		2-2 P6		4-2 FC6-4 BB		0-0 E1 BB 1B	2-3 K			3	1	0	1	1	1	3											
Jeff D'Amico, R (1.1) ERA: 2.20, SLG: 0.152 Matt Stairs, R (6.1) Brian Meadows, R (7.1) Joe Beimel, L (7.1) Mike Lincoln, R (9.1) Brian Boehringer, S (9.1)		4-2 FC4-6 BB		2-2 FC6-4		4-1 HBP 1B 2B BB	1-2 G4-3			1	0	0	0	1	0	1											
<b>Inning Stats</b>	R: 0 E: 0 K: 1 S: 12	H: 1 LOB: 3 BB: 2 P: 24	R: 0 E: 0 K: 0 S: 11	H: 0 LOB: 2 BB: 2 P: 22	R: 0 E: 0 K: 1 S: 7	H: 0 LOB: 0 BB: 1 P: 14	R: 0 E: 0 K: 1 S: 10	H: 0 LOB: 1 BB: 1 P: 18	R: 0 E: 0 K: 3 S: 15	H: 1 LOB: 1 BB: 0 P: 22	R: 6 E: 1 K: 3 S: 24	H: 3 LOB: 1 BB: 2 P: 42	R: 0 E: 0 K: 2 S: 12	H: 1 LOB: 1 BB: 0 P: 17	R: 0 E: 0 K: 0 S: 5	H: 0 LOB: 0 BB: 0 P: 7		R: 1 E: 0 K: 2 S: 11	H: 1 LOB: 0 BB: 0 P: 15	1B: 5 2B: 1 3B: 0 HR: 1	SF: 0 SAC: 0 DP: 1 HBP: 1	WP: 0 PB: 0 SB: 0 CS: 0	PA: 43				
<b>PITCHER</b>	IP	WLS	BF	H	R	ER	SO	BB	IBB	HBP	BLK	WP	HR	S	P	ERA	WHIP										
Oliver Pérez, L (1.1) ERA: 5.2	5.0		23	7	1	1	4	7	0	0	0	0	0	59	108	1.80	1.800										
Luther Hackman, R (6.1) ERA: 4.19	0.1		6	2	2	1	1	1	0	1	0	0	0	12	20	27.00	9.000										
Mike Matthews, L (6.1) ERA: 3.88	0.0	B	1	1	3	3	0	0	0	0	0	0	0	2	5	∞	∞										
Scott Linebrink, R (6.1) ERA: 3.15	1.2		6	1	0	0	4	0	0	0	0	0	0	18	26	0.00	0.600										
Joe Roa, R (8.1) ERA: 5.14	1.0	W	3	0	0	0	0	0	0	0	0	0	0	5	7	0.00	0.000										



Batter	1	2	3	4	5	6	7	8	9	AB	R	H	RBI	BB	SO	LOB	TOP			
Ramón Vázquez, L (1, 6) OBP: 0.360, SLG: 0.363	G3	F9					G6-3			3	0	0	0	1	0	2	<b>San Diego Padres @ Pittsburgh Pirates</b> PNC Park, Pittsburgh, PA Wed Jul 30 2003, 7:05 PM EDT Att: 23,709 - Sunny - 79 F			
Gary Matthews, S (1, 8) OBP: 0.236, SLG: 0.332	G6-3		K					F8		3	0	0	0	1	1	0				
Mark Loretta, R (1, 4) OBP: 0.374, SLG: 0.432	G1-3		G6-3						1B	4	0	1	0	0	1	2				
Ryan Klesko, L (1, 3) OBP: 0.352, SLG: 0.498		P4					L3		K	3	0	0	0	1	1	3				
Phil Nevin, R (1, 9) OBP: 0.364, SLG: 0.600		1B	F9						G4-3	4	1	1	0	0	1	2				
Rondell White, R (1, 7) OBP: 0.324, SLG: 0.467					F7					3	1	1	0	0	0	0				
Jaret Wright, R (6, 1) OBP: 0.333, SLG: 0.667						G5-3			G4-3	0	0	0	0	0	0	0				
Luther Hackman, R (8, 1) OBP: 0.366, SLG: 0.667										0	0	0	0	0	0	0				
Dave Hansen, L (9, FH) OBP: 0.366, SLG: 0.282										1	0	0	0	0	0	0				
Sean Burroughs, L (1, 5) OBP: 0.348, SLG: 0.412						G4-3			G3	4	0	2	0	0	0	0				
Miguel Ojeda, R (1, 2) OBP: 0.320, SLG: 0.360		F3							G5-3	4	0	0	0	0	0	4				
Brian Lawrence, R (1, 1) OBP: 0.304, SLG: 0.372										2	0	1	2	0	0	0				
Brian Buchanan, R (6, 7) OBP: 0.357, SLG: 0.503							G1-3		G4-3	2	0	0	0	0	1	1				
<b>Inning Stats</b>	R: 0 H: 0 E: 0 K: 0 S: 12	H: 0 LOB: 0 BB: 0 P: 15	R: 2 H: 4 E: 0 K: 0 S: 22	H: 4 LOB: 2 BB: 0 P: 31	R: 0 H: 0 E: 0 K: 1 S: 7	H: 0 LOB: 1 BB: 1 P: 15	R: 0 H: 0 E: 0 K: 0 S: 10	H: 0 LOB: 0 BB: 0 P: 14	R: 0 H: 0 E: 0 K: 1 S: 18	H: 0 LOB: 2 BB: 2 P: 30	R: 0 H: 0 E: 0 K: 0 S: 8	H: 0 LOB: 0 BB: 0 P: 12	R: 0 H: 0 E: 0 K: 1 S: 14	H: 1 LOB: 1 BB: 0 P: 18	R: 0 H: 1 E: 0 K: 1 S: 14	H: 1 LOB: 1 BB: 0 P: 18	1B: 6 2B: 0 3B: 0 HR: 0	SF: 0 SAC: 0 DP: 0 HBP: 0	WP: 0 PB: 0 SB: 0 CS: 0	PA: 36
<b>PITCHER</b>	IP WLS BF H R ER SO BB IBB HBP BLK WP HR S P ERA WHIP																			
Kip Wells, R (1, 1) ERA: 3.62	6.0 W 25 4 2 2 3 3 0 0 0 0 0 0 77 117 3.00 1.167																			
Brian Meadows, R (7, 1) ERA: 5.35	3.0 S 11 2 0 0 2 0 0 0 0 0 0 0 35 45 0.00 0.667																			

Batter	1	2	3	4	5	6	7	8	9	AB	R	H	RBI	BB	SO	LOB	BOTTOM			
Abraham Nunez, S (1, 4) OBP: 0.305, SLG: 0.298	G4-3									3	2	1	0	1	1	0	<b>San Diego Padres @ Pittsburgh Pirates</b> PNC Park, Pittsburgh, PA Wed Jul 30 2003, 7:05 PM EDT Att: 23,709 - Sunny - 79 F			
2 Jack Wilson, R (1, 6) OBP: 0.290, SLG: 0.331	P4									4	0	0	0	0	2	2				
Brian Giles, L (1, 8) OBP: 0.437, SLG: 0.515										4	1	2	2	0	1	1				
Matt Stairs, L (1, 9) OBP: 0.388, SLG: 0.572										3	2	2	0	1	1	0				
Reggie Sanders, R (1, 7) OBP: 0.313, SLG: 0.540										4	2	2	5	0	0	1				
Randall Simon, L (1, 3) OBP: 0.310, SLG: 0.419										3	0	1	0	1	0	0				
Carlos Rivera, L (9, 3) OBP: 0.220, SLG: 0.243										0	0	0	0	0	0	0				
José Hernández, R (1, 5) OBP: 0.291, SLG: 0.367										4	0	0	0	0	4	3				
Craig Wilson, R (1, 2) OBP: 0.340, SLG: 0.412										3	0	0	0	0	2	1				
Kip Wells, R (1, 1) OBP: 0.205, SLG: 0.318										2	0	0	0	0	0	0				
Brian Meadows, R (7, 1) ERA: 4.12										1	0	0	0	0	1	0				
<b>Inning Stats</b>	R: 0 H: 1 E: 0 K: 0 S: 5	H: 0 LOB: 1 BB: 0 P: 6	R: 0 H: 0 E: 0 K: 1 S: 7	H: 0 LOB: 0 BB: 0 P: 12	R: 0 H: 0 E: 0 K: 2 S: 9	H: 0 LOB: 0 BB: 0 P: 13	R: 3 H: 2 E: 0 K: 0 S: 9	H: 2 LOB: 0 BB: 1 P: 15	R: 0 H: 0 E: 0 K: 2 S: 7	H: 0 LOB: 0 BB: 0 P: 11	R: 4 H: 4 E: 0 K: 2 S: 19	H: 4 LOB: 1 BB: 1 P: 30	R: 0 H: 0 E: 0 K: 3 S: 11	H: 0 LOB: 0 BB: 0 P: 18	R: 0 H: 1 E: 0 K: 2 S: 12	H: 1 LOB: 2 BB: 1 P: 23	1B: 3 2B: 2 3B: 0 HR: 3	SF: 0 SAC: 0 DP: 0 HBP: 0	WP: 0 PB: 0 SB: 0 CS: 0	PA: 34
<b>PITCHER</b>	IP WLS BF H R ER SO BB IBB HBP BLK WP HR S P ERA WHIP																			
Brian Lawrence, R (1, 1) ERA: 4.86	5.1 L 24 7 7 7 6 2 0 0 0 0 0 0 51 79 11.81 1.688																			
Jaret Wright, R (6, 1) ERA: 7.47	1.2 5 0 0 0 4 0 0 0 0 0 0 16 26 0.00 0.000																			
Luther Hackman, R (8, 1) ERA: 4.12	1.0 5 1 0 0 2 1 0 0 0 0 0 12 23 0.00 2.000																			











Batter	1	2	3	4	5	6	7	8	9	AB	R	H	RBI	BB	SO	LOB	TOP										
Tony Womack, L (1, 6) OBP: 0.260, SLG: 0.312	F7		P3		F8			G6-3		4	0	0	0	0	0	3	<b>Colorado Rockies @ Pittsburgh Pirates</b> PNC Park, Pittsburgh, PA Sat Aug 02 2003, 6:35 PM EDT Att: 37,820 - Cloudy - 79 F										
Ronnie Belliard, R (1, 4) OBP: 0.366, SLG: 0.383	1B		L6		F9			F8		4	0	1	0	0	0	1											
17 Todd Helton, L (1, 3) OBP: 0.439, SLG: 0.618	BB				F7			F8		3	0	0	0	1	1	0											
Preston Wilson, R (1, 8) OBP: 0.358, SLG: 0.579	G4-3				G6-3			K		3	0	0	0	1	1	1											
Larry Walker, L (1, 9) OBP: 0.427, SLG: 0.478 Juan Uribe, R (9, PR) OBP: 0.303, SLG: 0.391	K				F7			G3-1		4	0	1	0	0	1	0											
Jay Payton, R (1, 7) OBP: 0.366, SLG: 0.479	F8				G5-3			1B		4	0	1	0	0	0	2											
Chris Stynes, R (1, 5) OBP: 0.353, SLG: 0.424	G4-3				1B			F9		3	0	1	0	0	0	1											
Charles Johnson, R (1, 2) OBP: 0.327, SLG: 0.449					1B			G3		3	0	2	0	0	0	1											
Jason Jennings, L (1, 1) OBP: 0.326, SLG: 0.300 Rene Reyes, S (8, PH) OBP: 0.286, SLG: 0.333 40 Brian Fuentes, L (8, 1)	F9				K			G4-3		2	0	0	0	0	1	3											
										1	0	0	0	0	0	0											
										0	0	0	0	0	0	0											
<b>Inning Stats</b>	R: 0 E: 0 K: 0 S: 9	H: 1 LOB: 1 BB: 1 P: 17	R: 0 E: 0 K: 1 S: 6	H: 0 LOB: 0 BB: 0 P: 7	R: 0 E: 0 K: 0 S: 12	H: 1 LOB: 1 BB: 0 P: 15	R: 0 E: 0 K: 0 S: 7	H: 0 LOB: 0 BB: 0 P: 9	R: 0 E: 0 K: 1 S: 13	H: 2 LOB: 2 BB: 0 P: 16	R: 0 E: 0 K: 0 S: 8	H: 1 LOB: 1 BB: 0 P: 10	R: 0 E: 0 K: 0 S: 10	H: 0 LOB: 0 BB: 0 P: 17	R: 0 E: 0 K: 1 S: 15	H: 1 LOB: 2 BB: 1 P: 25	1B: 6 2B: 0 3B: 0 HR: 0	SF: 0 SAC: 0 DP: 1 HBP: 0	WP: 0 PB: 0 SB: 0 CS: 0	PA: 33							
<b>PITCHER</b>	IP	WLS	BF	H	R	ER	SO	BB	IBB	HBP	BLK	WP	HR	S	P	ERA	WHIP										
Brian Meadows, R (1, 1) ERA: 4.46	7.0	W	26	5	0	0	3	1	0	0	0	0	0	67	92	0.00	0.857										
Brian Boehringer, R (8, 1) ERA: 5.52	1.1	H	6	1	0	0	1	1	0	0	0	0	0	24	41	0.00	1.500										
Mike Lincoln, R (9, 1) ERA: 4.96	0.2	S	1	0	0	0	0	0	0	0	0	0	0	1	1	0.00	0.000										

AB	31
R	0
H	6
RBI	0
BB	2
SO	4
LOB	12



Batter	1	2	3	4	5	6	7	8	9	AB	R	H	RBI	BB	SO	LOB	BOTTOM										
Tike Redman, L (1, 8) OBP: 0.400, SLG: 0.750	K		B2-3		G3-1			F8		4	0	0	0	0	1	1	<b>Colorado Rockies @ Pittsburgh Pirates</b> PNC Park, Pittsburgh, PA Sat Aug 02 2003, 6:35 PM EDT Att: 37,820 - Cloudy - 79 F										
18 Jason Kendall, R (1, 2) OBP: 0.385, SLG: 0.386	BB		F8		F8			G5-3		3	0	0	0	1	0	0											
Brian Giles, L (1, 7) OBP: 0.437, SLG: 0.514	K		G1-3					FC5-4		2	0	0	0	2	1	1											
Reggie Sanders, R (1, 9) OBP: 0.312, SLG: 0.532	G1-3				G5-3			K		4	0	0	0	0	1	3											
Randall Simon, L (1, 3) OBP: 0.304, SLG: 0.407 Carlos Rivera, L (9, 3) OBP: 0.233, SLG: 0.237	2B		G4-3		P6			F8		2	1	0	0	1	0	1											
José Hernández, R (1, 5) OBP: 0.285, SLG: 0.376	G4-3		2B		F8			G1-3		3	0	1	0	0	0	0											
2 Jack Wilson, R (1, 6) OBP: 0.294, SLG: 0.335	K				F7			2B		3	0	1	0	0	1	2											
Abraham Nunez, S (1, 4) OBP: 0.314, SLG: 0.302	G4-3				SH3-4			P5		3	0	1	1	0	0	2											
Brian Meadows, R (1, 1) Matt Stairs, L (7, PH) OBP: 0.330, SLG: 0.577 Brian Boehringer, S (8, 1) Mike Lincoln, R (9, 1)	F9				SH3-4			F9		1	0	0	0	0	0	1											
										1	0	0	0	0	0	1											
										0	0	0	0	0	0	0											
										0	0	0	0	0	0	0											
<b>Inning Stats</b>	R: 0 E: 0 K: 2 S: 14	H: 0 LOB: 1 BB: 1 P: 20	R: 1 E: 0 K: 1 S: 12	H: 1 LOB: 1 BB: 1 P: 21	R: 0 E: 0 K: 0 S: 5	H: 0 LOB: 0 BB: 0 P: 7	R: 0 E: 0 K: 0 S: 5	H: 0 LOB: 0 BB: 0 P: 8	R: 0 E: 0 K: 0 S: 7	H: 1 LOB: 1 BB: 0 P: 9	R: 0 E: 0 K: 1 S: 9	H: 0 LOB: 1 BB: 1 P: 18	R: 0 E: 0 K: 0 S: 6	H: 1 LOB: 1 BB: 0 P: 9	R: 0 E: 0 K: 0 S: 9	H: 0 LOB: 1 BB: 1 P: 16	1B: 1 2B: 2 3B: 0 HR: 0	SF: 0 SAC: 1 DP: 0 HBP: 0	WP: 0 PB: 0 SB: 0 CS: 0	PA: 31							
<b>PITCHER</b>	IP	WLS	BF	H	R	ER	SO	BB	IBB	HBP	BLK	WP	HR	S	P	ERA	WHIP										
Jason Jennings, R (1, 1) ERA: 4.52	7.0	L	27	3	1	1	4	3	0	0	0	0	0	58	92	1.29	0.857										
40 Brian Fuentes, L (8, 1) ERA: 3.0	1.0		4	0	0	0	0	1	0	0	0	0	0	9	16	0.00	1.000										





Batter	1	2	3	4	5	6	7	8	9	AB	R	H	RBI	BB	SO	LOB	TOP																					
Ronnie Belliard, R OBP: 0.363, SLG: 0.377	F7	F8		FC3-6 17 S 2B	F7	FC5-4		2B BB		5	1	0	0	1	0	4	<b>Colorado Rockies @ Pittsburgh Pirates</b> PNC Park, Pittsburgh, PA Sun Aug 03 2003, 1:35 PM EDT Att: 16,839 - Cloudy - 75 F																					
Juan Uribe, R OBP: 0.313, SLG: 0.424	17 1B	HR		K		17 1B	17 1B	F8		6	4	4	1	0	1	3																						
17 Todd Helton, L Greg Norton, S OBP: 0.314, SLG: 0.392	HR	G1-3		2B		1B	1B	2B		3	3	2	2	2	0	0																						
Preston Wilson, R Tony Womack, L OBP: 0.299, SLG: 0.311	HR	K		2B		HR	2B	L6		5	3	4	2	0	1	0																						
Jay Payton, R OBP: 0.368, SLG: 0.496	HR			K		HR		F9		6	2	3	7	0	2	4																						
Rene Reyes, S OBP: 0.324, SLG: 0.394	27 2B			27 1B		F8		F8		6	1	3	0	0	1	2																						
27 Garrett Atkins, R OBP: 0.167, SLG: 0.333	2B			P6		K		P3		6	0	1	2	0	2	3																						
Bobby Estalella, R OBP: 0.304, SLG: 0.415	K			K		P6		1B		6	1	2	1	0	3	4																						
Darren Oliver, R Jason Jennings, L Jose Jimenez, R OBP: 0.314, SLG: 0.396 OBP: 0.340, SLG: 0.317 OBP: 0.333, SLG: 0.333	G6-3			FC3-6 1B		FC5-4 1B		BB 2B 1B		3	0	2	0	0	0	1																						
<b>Inning Stats</b>	R: 5 E: 0 K: 1 S: 29	H: 6 LOB: 1 BB: 0 P: 36	R: 1 E: 0 K: 1 S: 11	H: 1 LOB: 0 BB: 0 P: 15	R: 0 E: 0 K: 2 S: 11	H: 1 LOB: 1 BB: 0 P: 15	R: 1 E: 0 K: 2 S: 12	H: 2 LOB: 2 BB: 1 P: 22	R: 1 E: 0 K: 1 S: 13	H: 2 LOB: 1 BB: 0 P: 18	R: 4 E: 0 K: 1 S: 25	H: 5 LOB: 2 BB: 1 P: 38	R: 3 E: 0 K: 2 S: 19	H: 4 LOB: 1 BB: 0 P: 26	R: 1 E: 0 K: 0 S: 13	H: 2 LOB: 2 BB: 1 P: 23		R: 0 E: 0 K: 1 S: 13	H: 1 LOB: 1 BB: 0 P: 16	1B: 13 2B: 7 3B: 0 HR: 4	SF: 0 SAC: 0 DP: 0 HBP: 0	WP: 0 PB: 0 SB: 2 CS: 0	PA: 54															
<b>PITCHER</b>	IP	WLS	BF	H	R	ER	SO	BB	IBB	HBP	BLK	WP	HR	S	P	ERA	WHIP	<b>PITCHER</b>				IP	WLS	BF	H	R	ER	SO	BB	IBB	HBP	BLK	WP	HR	S	P	ERA	WHIP
Jeff D'Amico, R ERA: 4.21	(1, 1)	5.0	L	28	12	8	8	7	1	0	0	0	0	3	76	106	14.40	2.600																				
Duaner Sanchez, R ERA: 18.0	(6, 1)	1.0		9	5	4	4	1	1	0	0	0	0	1	25	38	36.00	6.000																				
Mark Corey, R ERA: 12.0	(7, 1)	3.0		17	7	4	4	3	1	0	0	0	0	0	45	65	12.00	2.667																				

AB 51  
R 16  
H 24  
RBI 16  
BB 3  
SO 11  
LOB 24



Batter	1	2	3	4	5	6	7	8	9	AB	R	H	RBI	BB	SO	LOB	BOTTOM																					
Tike Redman, L OBP: 0.400, SLG: 0.692	F7 18 S 1B				P4	E4		G1-3		5	0	2	1	0	0	3	<b>Colorado Rockies @ Pittsburgh Pirates</b> PNC Park, Pittsburgh, PA Sun Aug 03 2003, 1:35 PM EDT Att: 16,839 - Cloudy - 75 F																					
18 Jason Kendall, R Mark Corey, R OBP: 0.390, SLG: 0.385	1B	2B			1B	G5-3		G1-3		3	1	1	0	1	0	3																						
Randall Simon, L OBP: 0.303, SLG: 0.405	BB	F9			1B	1B		G1-3		1	0	0	0	0	0	0																						
Brian Giles, L Adam Hyzdu, R OBP: 0.438, SLG: 0.517 OBP: 0.320, SLG: 0.333	F7			CS	2B	1B		F8		4	0	2	1	0	0	2																						
Reggie Sanders, R Carlos Rivera, R OBP: 0.311, SLG: 0.532 OBP: 0.227, SLG: 0.231	P2			G5-3	2B	2B		G6-3		4	0	1	1	0	0	3																						
Craig Wilson, R OBP: 0.333, SLG: 0.417	K			G5-3	P4			G5-3		4	0	0	0	0	1	4																						
José Hernández, R Duaner Sanchez, R OBP: 0.285, SLG: 0.375				K	P6					3	0	1	0	0	1	2																						
11 Humberto Cota, R OBP: 0.333, SLG: 0.290		FC4-6 2B						FC1-6 1B		1	0	1	0	0	0	0																						
2 Jack Wilson, R OBP: 0.293, SLG: 0.334		FC4-6 G3 2B		G6-3		1B		FC1-6 FC3-6		4	1	1	0	0	0	2																						
Jeff Reboulet, R OBP: 0.352, SLG: 0.337		G3		F7		G6-3		FC3-6 1B		4	0	0	0	0	0	3																						
Jeff D'Amico, R Abraham Nunez, S OBP: 0.222, SLG: 0.182 OBP: 0.324, SLG: 0.325		2B			18 1B	HR		1B		0	0	0	0	1	0	0																						
<b>Inning Stats</b>	R: 0 E: 0 K: 1 S: 13	H: 1 LOB: 2 BB: 1 P: 20	R: 1 E: 0 K: 0 S: 16	H: 2 LOB: 2 BB: 1 P: 29	R: 0 E: 0 K: 0 S: 5	H: 1 LOB: 0 BB: 0 P: 8	R: 0 E: 0 K: 1 S: 10	H: 0 LOB: 0 BB: 0 P: 14	R: 2 E: 1 K: 0 S: 18	H: 3 LOB: 1 BB: 1 P: 31	R: 1 E: 0 K: 0 S: 12	H: 2 LOB: 1 BB: 0 P: 17	R: 0 E: 0 K: 0 S: 7	H: 0 LOB: 0 BB: 0 P: 9	R: 0 E: 0 K: 0 S: 8	H: 2 LOB: 2 BB: 0 P: 16	R: 0 E: 0 K: 1 S: 6	H: 0 LOB: 0 BB: 0 P: 6	1B: 7 2B: 3 3B: 0 HR: 1	SF: 0 SAC: 0 DP: 1 HBP: 0	WP: 0 PB: 0 SB: 1 CS: 1	PA: 40																
<b>PITCHER</b>	IP	WLS	BF	H	R	ER	SO	BB	IBB	HBP	BLK	WP	HR	S	P	ERA	WHIP	<b>PITCHER</b>				IP	WLS	BF	H	R	ER	SO	BB	IBB	HBP	BLK	WP	HR	S	P	ERA	WHIP
Darren Oliver, L ERA: 4.81	(1, 1)	5.0	W	24	7	3	3	2	3	0	0	0	0	0	62	102	5.40	2.000																				
Jose Jimenez, R ERA: 6.19	(6, 1)	4.0	S	16	4	1	1	1	0	0	0	0	0	1	33	48	2.25	1.000																				

AB 37  
R 4  
H 11  
RBI 4  
BB 3  
SO 3  
LOB 22





Batter	1	2	3	4	5	6	7	8	9	AB	R	H	RBI	BB	SO	LOB	TOP								
<b>Tike Redman, L</b> OBP: 0.368, SLG: 0.588 (1, 8)	L8		L4			1B		K		4	0	1	0	0	1	1	<b>Pittsburgh Pirates @ San Francisco Giants</b> PacBell Park, San Francisco, CA Tue Aug 05 2003, 10:15 PM EDT Att: 41,501 - Sunny - 67 F								
<b>18 Jason Kendall, R</b> OBP: 0.385, SLG: 0.384 (1, 2)	G4-3			1B		P3		K		4	0	1	0	0	1	2									
<b>Brian Giles, L</b> OBP: 0.436, SLG: 0.513 (1, 7)	F7			F7		F9			G3 1B BB	3	0	0	0	1	0	2									
<b>Reggie Sanders, R</b> OBP: 0.313, SLG: 0.535 (1, 9)		2B		F8			F8		G3 1B	4	0	2	0	0	0	1									
<b>Randall Simon, L</b> OBP: 0.302, SLG: 0.406 (1, 3)		G6-3		G3-1			2B		G3	4	0	1	0	0	0	4									
<b>José Hernández, R</b> OBP: 0.293, SLG: 0.372 (1, 5)					G4-3					3	0	0	0	0	2	2									
<b>Matt Stairs, L</b> OBP: 0.393, SLG: 0.577 (9, PH)							K			0	0	0	0	1	0	0									
<b>16 Salomon Torres, R</b> OBP: 0.167, SLG: 0.046 (9, PR)									G4-6-3 BB	0	0	0	0	0	0	0									
<b>2 Jack Wilson, R</b> OBP: 0.290, SLG: 0.331 (1, 6)					F7					4	0	0	0	0	0	5									
<b>Abraham Nunez, S</b> OBP: 0.321, SLG: 0.321 (8, PH)				F8						2	0	0	0	0	0	0									
<b>Jeff Reboulet, R</b> OBP: 0.351, SLG: 0.335 (8, 4)					P5			G6-3		1	0	0	0	0	0	0									
<b>Kip Wells, R</b> OBP: 0.213, SLG: 0.340 (1, 1)										2	0	0	0	0	1	0									
<b>11 Humberto Cota, R</b> OBP: 0.429, SLG: 0.500 (8, PH)										1	0	1	0	0	0	0									
<b>Julian Tavaréz, L</b> (8, 1)										0	0	0	0	0	0	0									
<b>Inning Stats</b>	R: 0 E: 0 K: 0 S: 7	H: 0 LOB: 0 BB: 0 P: 8	R: 0 E: 0 K: 1 S: 10	H: 1 LOB: 1 BB: 0 P: 15	R: 0 E: 0 K: 0 S: 7	H: 0 LOB: 0 BB: 0 P: 8	R: 0 E: 0 K: 0 S: 13	H: 1 LOB: 1 BB: 0 P: 18	R: 0 E: 0 K: 0 S: 5	H: 0 LOB: 0 BB: 0 P: 7	R: 0 E: 0 K: 1 S: 10	H: 1 LOB: 1 BB: 0 P: 13	R: 0 E: 0 K: 1 S: 8	H: 1 LOB: 1 BB: 0 P: 11	R: 0 E: 0 K: 2 S: 20	H: 1 LOB: 1 BB: 2 P: 27	R: 0 E: 0 K: 0 S: 10	H: 1 LOB: 3 BB: 2 P: 21	1B: 3 2B: 3 3B: 0 HR: 0	SF: 0 SAC: 0 DP: 1 HBP: 0	WP: 0 PB: 0 SB: 1 CS: 1	PA: 34			
<b>PITCHER</b>	IP	WLS	BF	H	R	ER	SO	BB	IBB	HBP	BLK	WP	HR	S	P	ERA	WHIP								
<b>Jason Schmidt, R</b> ERA: 2.32	(1, 1)	7.0	W	25	4	0	0	3	0	0	0	0	0	60	80	0.00	0.571								
<b>Jason Christiansen, L</b> ERA: 4.0	(8, 1)	1.0	H	4	1	0	0	2	0	0	0	0	0	20	27	0.00	1.000								
<b>Tim Worrell, R</b> ERA: 2.1	(9, 1)	1.0	S	5	1	0	0	0	2	0	0	0	0	10	21	0.00	3.000								

Batter	1	2	3	4	5	6	7	8	9	AB	R	H	RBI	BB	SO	LOB	BOTTOM								
<b>José Cruz Jr., S</b> OBP: 0.362, SLG: 0.428 (1, 9)	G4-3		L9	1B			G4-3			4	0	1	2	0	0	1	<b>Pittsburgh Pirates @ San Francisco Giants</b> PacBell Park, San Francisco, CA Tue Aug 05 2003, 10:15 PM EDT Att: 41,501 - Sunny - 67 F								
<b>J.T. Snow, L</b> OBP: 0.387, SLG: 0.425 (1, 3)	G4-3		BB E	G1-3						3	0	1	1	1	0	1									
<b>Marquis Grissom, R</b> OBP: 0.329, SLG: 0.480 (1, 8)	G1-3		E4	BB		G5-3		G4-3		4	0	0	0	0	0	2									
<b>Barry Bonds, L</b> OBP: 0.511, SLG: 0.723 (1, 7)		K		BB		G6-3		G4-3		3	0	1	0	1	1	0									
<b>Edgardo Alfonzo, R</b> OBP: 0.322, SLG: 0.364 (1, 5)		E S	F8			G6-3		F8		4	0	1	0	0	0	4									
<b>Benito Santiago, R</b> OBP: 0.324, SLG: 0.448 (1, 2)		K		G4-3 PB		G5-3		K		4	1	1	0	0	2	1									
<b>Neifi Pérez, S</b> OBP: 0.291, SLG: 0.346 (1, 4)		L4		G4-3		G4-3		G4-3		3	0	0	0	0	0	2									
<b>Cody Ransom, R</b> OBP: 0.500, SLG: 0.333 (1, 6)				SH1-4 1B		B1-3				2	2	1	0	1	0	0									
<b>Jason Schmidt, R</b> OBP: 0.091, SLG: 0.070 (1, 1)				SH1-4 1B						0	0	0	0	0	0	0									
<b>Andrés Galarraga, R</b> OBP: 0.370, SLG: 0.564 (7, PH)				SH1-4						1	0	0	0	0	0	0									
<b>Jason Christiansen, R</b> (8, 1)										0	0	0	0	0	0	0									
<b>Tim Worrell, R</b> (9, 1)										0	0	0	0	0	0	0									
<b>Inning Stats</b>	R: 0 E: 0 K: 0 S: 5	H: 0 LOB: 0 BB: 0 P: 9	R: 0 E: 1 K: 2 S: 10	H: 1 LOB: 1 BB: 0 P: 14	R: 1 E: 1 K: 0 S: 11	H: 2 LOB: 3 BB: 1 P: 21	R: 2 E: 0 K: 0 S: 11	H: 2 LOB: 1 BB: 1 P: 17	R: 0 E: 0 K: 0 S: 4	H: 1 LOB: 0 BB: 0 P: 6	R: 0 E: 0 K: 0 S: 8	H: 0 LOB: 0 BB: 0 P: 10	R: 0 E: 0 K: 1 S: 9	H: 0 LOB: 1 BB: 1 P: 23	R: 0 E: 0 K: 1 S: 9	H: 0 LOB: 0 BB: 0 P: 13	1B: 6 2B: 0 3B: 0 HR: 0	SF: 0 SAC: 2 DP: 1 HBP: 0	WP: 0 PB: 1 SB: 1 CS: 0	PA: 33					
<b>PITCHER</b>	IP	WLS	BF	H	R	ER	SO	BB	IBB	HBP	BLK	WP	HR	S	P	ERA	WHIP								
<b>Kip Wells, R</b> ERA: 3.63	(1, 1)	7.0	L	30	6	3	3	2	3	0	0	0	0	63	100	3.86	1.286								
<b>Julian Tavaréz, R</b> ERA: 4.06	(8, 1)	1.0		3	0	0	0	1	0	0	0	0	0	9	13	0.00	0.000								





Batter	1	2	3	4	5	6	7	8	9	AB	R	H	RBI	BB	SO	LOB	TOP									
<b>Tike Redman, L</b> OBP: 0.304, SLG: 0.476 (1, 8)	F8		G4-3		G4-3			G3		4	0	0	0	0	0	0										
<b>18 Jason Kendall, R</b> OBP: 0.386, SLG: 0.385 (1, 2)	G5-3		G5-3		G4-3			2B		4	1	1	0	0	0	0										
<b>Brian Giles, L</b> OBP: 0.439, SLG: 0.519 (1, 7)	2B		3B		F8			2B		2	1	1	0	2	0	0										
<b>Reggie Sanders, R</b> OBP: 0.315, SLG: 0.540 (1, 9)	2B		L7		K			2B		4	0	2	2	0	1	1										
<b>Randall Simon, L</b> OBP: 0.302, SLG: 0.404 <b>Carlos Rivera, L</b> OBP: 0.227, SLG: 0.231 (1, 3) (8, 3)	G4-3				P4			P6		4	0	1	0	0	0	3										
<b>José Hernández, R</b> OBP: 0.293, SLG: 0.371 (1, 5)		G6-3			K			P4		4	0	1	0	0	1	1										
<b>2 Jack Wilson, R</b> OBP: 0.291, SLG: 0.333 (1, 6)		2B			G1-3			SH2-4		3	0	1	0	0	0	0										
<b>Jeff Reboulet, R</b> OBP: 0.347, SLG: 0.331 <b>Abraham Nunez, S</b> OBP: 0.323, SLG: 0.320 (7, PH) (7, 4)	P4				P5			BB		2	0	0	0	0	0	1										
<b>Josh Fogg, R</b> OBP: 0.290, SLG: 0.222 <b>Matt Stairs, L</b> OBP: 0.391, SLG: 0.574 <b>Julian Tavaréz, L</b> (7, 1)	K				G4-3			G4-6-3		2	0	0	0	0	1	1										
<b>Inning Stats</b>	R: 0 E: 0 K: 0 S: 14	H: 1 LOB: 2 BB: 1 P: 19	R: 0 E: 0 K: 1 S: 12	H: 1 LOB: 1 BB: 0 P: 15	R: 0 E: 0 K: 0 S: 8	H: 1 LOB: 1 BB: 0 P: 12	R: 0 E: 0 K: 1 S: 7	H: 0 LOB: 0 BB: 0 P: 11	R: 0 E: 0 K: 0 S: 10	H: 0 LOB: 0 BB: 0 P: 15	R: 0 E: 0 K: 0 S: 6	H: 0 LOB: 0 BB: 0 P: 8	R: 0 E: 0 K: 1 S: 9	H: 2 LOB: 2 BB: 1 P: 14	R: 2 E: 0 K: 0 S: 9	H: 2 LOB: 1 BB: 0 P: 22	R: 0 E: 0 K: 1 S: 6	H: 0 LOB: 0 BB: 0 P: 10	1B: 2 2B: 4 3B: 1 HR: 0	SF: 0 SAC: 1 DP: 1 HBP: 0	WP: 0 PB: 0 SB: 1 CS: 0	PA: 36				
<b>PITCHER</b>	IP	WLS	BF	H	R	ER	SO	BB	IBB	HBP	BLK	WP	HR	S	P	ERA	WHIP									
<b>Sidney Ponson, R</b> ERA: 3.71 <b>Scott Eyre, L</b> ERA: 3.22 <b>Joe Nathan, R</b> ERA: 3.23 <b>Matt Herges, R</b> ERA: 2.67	(1, 1)	7.1	L	31	7	2	2	3	2	1	0	0	0	0	72	109	2.46	1.227								
	(8, 1)	0.1	1	0	0	0	0	0	0	0	0	0	0	1	2	0.00	0.000									
	(8, 1)	0.1	1	0	0	0	0	0	0	0	0	0	0	2	5	0.00	0.000									
	(9, 1)	1.0	3	0	0	0	1	0	0	0	0	0	0	6	10	0.00	0.000									

Pittsburgh Pirates @ San Francisco Giants  
PacBell Park, San Francisco, CA  
Wed Aug 06 2003, 10:15 PM EDT  
Att: 41,662 - Cloudy - 64 F

AB 32  
R 2  
H 7  
RBI 2  
BB 3  
SO 4  
LOB 10



Batter	1	2	3	4	5	6	7	8	9	AB	R	H	RBI	BB	SO	LOB	BOTTOM								
<b>Ray Durham, S</b> OBP: 0.369, SLG: 0.426 <b>Cody Ransom, R</b> OBP: 0.333, SLG: 0.200 <b>Pedro Feliz, R</b> OBP: 0.259, SLG: 0.494 (1, 4) (3, 6) (9, PH)	CS				G6-3			G6-3		1	0	1	0	0	0	0									
<b>J.T. Snow, L</b> OBP: 0.382, SLG: 0.418 (1, 3)	1B				G4-3			G3		4	0	0	0	0	1										
<b>Marquis Grissom, R</b> OBP: 0.326, SLG: 0.476 (1, 8)	F8				F9			G5-3		4	0	0	0	0	1										
<b>Barry Bonds, L</b> OBP: 0.510, SLG: 0.719 (1, 7)		G4-1			G5-4-3			K		3	0	1	0	0	1	0									
<b>Benito Santiago, R</b> OBP: 0.328, SLG: 0.449 (1, 2)		F7			G5-4-3			BB		2	0	1	0	1	0	0									
<b>Edgardo Alfonzo, R</b> OBP: 0.320, SLG: 0.361 (1, 5)		P3			G5-4-3			G5-3		3	0	0	0	0	3										
<b>José Cruz Jr., S</b> OBP: 0.362, SLG: 0.426 (1, 9)			G6-3					G1-3		2	0	0	0	1	0	0									
<b>Nefli Pérez, S</b> OBP: 0.288, SLG: 0.342 (3, 4)			B3					K		3	0	0	0	0	1	2									
<b>Sidney Ponson, R</b> <b>Scott Eyre, L</b> <b>Joe Nathan, R</b> <b>Jeffrey Hammonds, R</b> <b>Matt Herges, L</b> OBP: 0.281, SLG: 0.286 OBP: 0.333, SLG: 0.333 (1, 1) (8, 1) (8, 1) (8, PH) (9, 1)			G6-3					F8		2	0	0	0	0	0	0									
<b>Inning Stats</b>	R: 0 E: 0 K: 0 S: 6	H: 1 LOB: 0 BB: 0 P: 10	R: 0 E: 0 K: 0 S: 6	H: 0 LOB: 0 BB: 0 P: 8	R: 0 E: 0 K: 0 S: 7	H: 0 LOB: 0 BB: 0 P: 10	R: 0 E: 0 K: 0 S: 5	H: 0 LOB: 0 BB: 0 P: 5	R: 0 E: 0 K: 0 S: 8	H: 2 LOB: 2 BB: 1 P: 16	R: 0 E: 0 K: 0 S: 6	H: 0 LOB: 0 BB: 0 P: 8	R: 0 E: 0 K: 1 S: 9	H: 0 LOB: 1 BB: 1 P: 16	R: 0 E: 0 K: 1 S: 11	H: 0 LOB: 0 BB: 0 P: 15	R: 0 E: 0 K: 0 S: 6	H: 0 LOB: 0 BB: 0 P: 11	1B: 3 2B: 0 3B: 0 HR: 0	SF: 0 SAC: 0 DP: 1 HBP: 0	WP: 0 PB: 0 SB: 0 CS: 1	PA: 30			
<b>PITCHER</b>	IP	WLS	BF	H	R	ER	SO	BB	IBB	HBP	BLK	WP	HR	S	P	ERA	WHIP								
<b>Josh Fogg, R</b> ERA: 5.07 <b>Julian Tavaréz, R</b> ERA: 3.83	(1, 1)	6.0	W	10	0	0	0	2	1	0	0	0	0	26	42	0.00	0.333								

Pittsburgh Pirates @ San Francisco Giants  
PacBell Park, San Francisco, CA  
Wed Aug 06 2003, 10:15 PM EDT  
Att: 41,662 - Cloudy - 64 F

AB 28  
R 0  
H 3  
RBI 0  
BB 2  
SO 2  
LOB 7





Batter	1	2	3	4	5	6	7	8	9	AB	R	H	RBI	BB	SO	LOB	TOP					
<b>Tike Redman, L</b> OBP: 0.321, SLG: 0.462 (1, 8)	G4-3		P3		E4 18 P3-4	K			18 WP	5	0	2	0	0	1	2	<b>Pittsburgh Pirates @ San Francisco Giants</b> PacBell Park, San Francisco, CA Thu Aug 07 2003, 3:35 PM EDT Att: 42,334 - Sunny - 71 F <a href="http://livebaseballscorecards.com">livebaseballscorecards.com</a>					
<b>18 Jason Kendall, R</b> OBP: 0.386, SLG: 0.383 (1, 2)	F7		G3-6-1		P3-4		G5-3		P3	5	0	1	0	0	0	2						
<b>Brian Giles, L</b> OBP: 0.441, SLG: 0.517 (1, 7)	BB		G3-6-1			BB 1B	P4		BB	3	1	1	0	2	0	1						
<b>Reggie Sanders, R</b> OBP: 0.319, SLG: 0.537 (1, 9)	BB				P3	1B E			K	2	1	0	0	3	1	2						
<b>Randall Simon, L</b> OBP: 0.304, SLG: 0.406 (1, 3)	F8				2 HR	BB SF7	G4-3			4	2	2	1	0	0	3						
<b>José Hernández, R</b> OBP: 0.290, SLG: 0.367 (1, 5)			K		F7				P4	4	0	0	0	0	2	3						
<b>2 Jack Wilson, R</b> OBP: 0.293, SLG: 0.341 (1, 6)	P4				HR	BB			K	3	1	1	2	1	1	0						
<b>Abraham Nunez, S</b> OBP: 0.321, SLG: 0.315 (1, 4)					G4-3		E1		G6-3	3	0	0	0	1	0	2						
<b>Mike Lincoln, R</b> (8, 1)										0	0	0	0	0	0	0						
<b>Ryan Vogelsong, R</b> (1, 1)										1	0	0	0	0	0	1						
<b>Joe Beigel, L</b> (3, 1)										0	0	0	0	0	0	0						
<b>11 Humberto Cota, R</b> OBP: 0.325, SLG: 0.429 (5, PH)										0	0	0	0	0	0	0						
<b>Mark Corey, R</b> (5, 1)										0	0	0	0	0	0	0						
<b>Matt Stairs, L</b> OBP: 0.369, SLG: 0.674 (6, PH)										0	0	0	1	0	0	0						
<b>Brian Boehringer, S</b> (6, 1)										0	0	0	0	0	0	0						
<b>Jeff Reboulet, R</b> OBP: 0.345, SLG: 0.329 (8, 4)										1	0	0	0	0	1	0						
<b>Inning Stats</b>	R: 0 E: 0 K: 0 S: 18	H: 0 LOB: 2 BB: 2 P: 32	R: 0 E: 0 K: 1 S: 8	H: 0 LOB: 1 BB: 1 P: 12	R: 0 E: 0 K: 0 S: 9	H: 1 LOB: 0 BB: 0 P: 12	R: 2 E: 0 K: 0 S: 10	H: 2 LOB: 0 BB: 0 P: 14	R: 0 E: 1 K: 0 S: 8	H: 1 LOB: 0 BB: 0 P: 11	R: 3 E: 1 K: 2 S: 16	H: 2 LOB: 2 BB: 2 P: 31	R: 0 E: 0 K: 1 S: 11	H: 0 LOB: 1 BB: 1 P: 18	R: 0 E: 0 K: 1 S: 10	H: 0 LOB: 0 BB: 0 P: 15	R: 0 E: 0 K: 2 S: 14	H: 1 LOB: 2 BB: 1 P: 25	1B: 6 2B: 1 3B: 0 HR: 1	SF: 1 SAC: 0 DP: 2 HBP: 0	WP: 1 PB: 0 CS: 0 SB: 0	PA: 40
<b>PITCHER</b>	IP	WLS	BF	H	R	ER	SO	BB	IBB	HBP	BLK	WP	HR	S	P	ERA	WHIP					
<b>Jerome Williams, R</b> ERA: 2.96 (1, 1)	5.1		25	6	5	3	2	5	0	0	0	0	1	62	100	5.06	2.062					
<b>Matt Herge, R</b> ERA: 2.54 (6, 1)	0.2	B	3	0	0	0	1	0	0	0	0	0	0	7	12	0.00	0.000					
<b>Scott Eyre, L</b> ERA: 3.15 (7, 1)	1.0	W	4	0	0	0	0	1	0	0	0	0	0	11	18	0.00	1.000					
<b>Joe Nathan, R</b> ERA: 3.18 (8, 1)	1.0	H	3	0	0	0	1	0	0	0	0	0	0	10	15	0.00	0.000					
<b>Tim Worrell, R</b> ERA: 2.66 (9, 1)	1.0	S	5	1	0	0	2	1	0	0	0	1	0	14	25	0.00	2.000					

Batter	1	2	3	4	5	6	7	8	9	AB	R	H	RBI	BB	SO	LOB	BOTTOM				
<b>José Cruz Jr., S</b> OBP: 0.365, SLG: 0.424 (1, 9)	F8		HBP 1B IBB		G6-4-3 WP 1B BB		HR BB			1	3	0	0	3	0	0	<b>Pittsburgh Pirates @ San Francisco Giants</b> PacBell Park, San Francisco, CA Thu Aug 07 2003, 3:35 PM EDT Att: 42,334 - Sunny - 71 F <a href="http://livebaseballscorecards.com">livebaseballscorecards.com</a>				
<b>Jeffrey Hammonds, R</b> OBP: 0.311, SLG: 0.353 (1, 8)	P5		1B HBP		G6-4-3 BB		HR			2	2	1	3	1	0	0					
<b>Pedro Feliz, R</b> OBP: 0.259, SLG: 0.488 (1, 7)	F9		K		G6-4-3		S			4	0	1	0	0	1	5					
<b>Joe Nathan, R</b> (8, 1)										0	0	0	0	0	0	0					
<b>Tim Worrell, R</b> (9, 1)										0	0	0	0	0	0	0					
<b>J.T. Snow, L</b> OBP: 0.384, SLG: 0.419 (1, 3)	G3-1		FC5 1B		FC6-4 1B		F9			4	0	2	3	0	0	1					
<b>Edgardo Alfonzo, R</b> OBP: 0.319, SLG: 0.360 (1, 5)	G6-3		1B		FC6-4		K			4	0	1	1	0	1	2					
<b>Nefti Perez, S</b> OBP: 0.287, SLG: 0.337 (1, 4)	G3		FC5				F8			3	0	0	0	1	0	3					
<b>Yorvit Torrealba, R</b> OBP: 0.284, SLG: 0.368 (1, 2)			SH1-4 1B HBP		K		SH3-4 BB			3	1	1	0	0	2	0					
<b>Cody Ransom, R</b> OBP: 0.300, SLG: 0.222 (1, 6)			HBP SH1-4 1B		F9		K			4	1	1	0	0	2	1					
<b>Jerome Williams, R</b> OBP: 0.105, SLG: 0.158 (1, 1)			SH1-4		F8		L5			1	0	0	0	0	0	0					
<b>Matt Herge, L</b> OBP: 0.333, SLG: 0.333 (6, 1)										0	0	0	0	0	0	0					
<b>Andres Galarraga, R</b> OBP: 0.358, SLG: 0.521 (6, PH)										1	0	0	0	0	0	1					
<b>Scott Eyre, L</b> (7, 1)										0	0	0	0	0	0	0					
<b>Marquis Grissom, R</b> OBP: 0.325, SLG: 0.475 (8, 8)										1	0	0	0	0	0	0					
<b>Inning Stats</b>	R: 0 E: 0 K: 0 S: 5	H: 0 LOB: 0 BB: 0 P: 9	R: 0 E: 0 K: 0 S: 7	H: 0 LOB: 0 BB: 0 P: 12	R: 4 E: 0 K: 1 S: 18	H: 4 LOB: 2 BB: 1 P: 30	R: 0 E: 0 K: 1 S: 9	H: 0 LOB: 0 BB: 0 P: 12	R: 1 E: 0 K: 0 S: 9	H: 1 LOB: 1 BB: 2 P: 23	R: 0 E: 0 K: 1 S: 8	H: 0 LOB: 1 BB: 1 P: 13	R: 2 E: 0 K: 1 S: 17	H: 2 LOB: 1 BB: 1 P: 26	R: 0 E: 0 K: 2 S: 9	H: 0 LOB: 0 BB: 0 P: 12	1B: 6 2B: 0 3B: 0 HR: 1	SF: 0 SAC: 2 DP: 1 HBP: 1	WP: 1 PB: 0 CS: 1 SB: 0	PA: 36	
<b>PITCHER</b>	IP	WLS	BF	H	R	ER	SO	BB	IBB	HBP	BLK	WP	HR	S	P	ERA	WHIP				
<b>Ryan Vogelsong, R</b> ERA: 11.42 (1, 1)	2.2		14	4	4	4	1	0	1	0	0	0	0	28	49	13.50	1.500				
<b>Joe Beigel, L</b> ERA: 4.1 (3, 1)	1.1		4	0	0	0	1	0	0	0	0	0	0	11	14	0.00	0.000				
<b>Mark Corey, R</b> ERA: 11.25 (5, 1)	1.0		5	1	1	1	0	2	0	0	0	1	0	9	23	9.00	3.000				
<b>Brian Boehringer, R</b> ERA: 5.67 (6, 1)	2.0	L	10	2	2	2	2	2	0	0	0	0	1	25	39	9.00	2.000				
<b>Mike Lincoln, R</b> ERA: 4.67 (8, 1)	1.0		3	0	0	0	2	0	0	0	0	0	0	9	12	0.00	0.000				





Batter	1	2	3	4	5	6	7	8	9	AB	R	H	RBI	BB	SO	LOB	TOP																
<b>Tike Redman, L</b> OBP: 0.333, SLG: 0.433	4-0 FC3-6 1B	3-2 FC4-6 1B		3-2 G4-3		1-1 L5-6			1-3 K	4	1	1	0	1	1	2																	
<b>18 Jason Kendall, R</b> OBP: 0.386, SLG: 0.381	1-2 FC3-6 1B	0-2 FC4-6 1B			3-1 1B FC3-6 HBP	1-0 G6-4-3			1-1 G5-3	4	1	1	0	0	0	4																	
<b>Brian Giles, L</b> OBP: 0.440, SLG: 0.515	2-1 FC3-6 HR	0-0 G1-3			0-0 FC3-6 1B G5-3		0-2 G6-4-3 1B		3-3 K	5	2	2	0	0	1	4																	
<b>Reggie Sanders, R</b> OBP: 0.321, SLG: 0.537	0-1 HR		3-1 G5-3		3-2 FC3-6 1B		0-0 G6-4-3			4	1	2	1	0	0	1																	
<b>Randall Simon, L</b> OBP: 0.304, SLG: 0.414	0-0 HR		0-1 G4-3		0-0 FC3-6 G5-3		0-1 G3-1			4	1	1	4	0	0	2																	
<b>José Hernández, R</b> OBP: 0.289, SLG: 0.364	1-2 F8		4-2 FC6-4 BB		2-1 G5-3			0-2 G6-3		3	0	0	1	1	0	1																	
<b>2 Jack Wilson, R</b> OBP: 0.292, SLG: 0.339	1-2 L7		1-2 FC6-4		1-2 G5-3			1-0 G3 HBP		3	0	0	0	0	0	2																	
<b>Abraham Nunez, S</b> OBP: 0.320, SLG: 0.313		0-0 G4-3		2-1 G3		3-1 E 1B		0-0 G3		4	0	1	0	0	0	1																	
<b>Brian Meadows, R</b> Kip Wells, R Pat Mahomes, R 11 Humberto Cota, R Brian Boehringer, S Carlos Rivera, L Mark Corey, R	1-1 FC4-6 1B	1-1 1B	3-2 G6-3		1-0 SAFE SAFE 1B	1-2 G6-4-3 1B		3-3 K		0	0	0	0	0	0	0																	
<b>Inning Stats</b>	R: 4 E: 0 K: 0 S: 14	H: 3 LOB: 0 BB: 1 P: 23	R: 0 E: 0 K: 0 S: 12	H: 2 LOB: 2 BB: 0 P: 16	R: 0 E: 0 K: 0 S: 9	H: 0 LOB: 1 BB: 1 P: 17	R: 0 E: 0 K: 0 S: 10	H: 0 LOB: 0 BB: 0 P: 18	R: 2 E: 1 K: 0 S: 11	H: 2 LOB: 1 BB: 0 P: 20	R: 0 E: 0 K: 0 S: 7	H: 1 LOB: 0 BB: 0 P: 7	R: 0 E: 0 K: 1 S: 9	H: 0 LOB: 1 BB: 0 P: 13	R: 0 E: 0 K: 2 S: 9	H: 0 LOB: 0 BB: 0 P: 14	1B: 9 2B: 0 3B: 0 HR: 1	SF: 0 SAC: 0 DP: 2 HBP: 2	WP: 0 PA: 39 PB: 0 SB: 0 CS: 0														
<b>PITCHER</b>	IP WLS BF H R ER SO BB IBB HBP BLK WP HR S P ERA WHIP																																
<b>Jason Jennings, R</b> ERA: 4.75	1.0	7	3	4	4	0	1	0	0	0	0	0	1	14	23	36.00	4.000																
<b>Jose Jimenez, R</b> ERA: 5.0	4.0	W	18	4	2	2	0	1	0	0	0	0	0	42	71	4.50	1.250																
<b>28 Aaron Cook, R</b> ERA: 5.4	2.0	H	7	3	0	0	0	0	0	0	0	0	0	13	19	0.00	1.500																
<b>Adam Bernero, R</b> ERA: 5.99	1.0		4	0	0	0	1	0	0	0	0	0	0	9	13	0.00	0.000																
<b>40 Brian Fuentes, L</b> ERA: 2.91	1.0		3	0	0	0	2	0	0	0	0	0	0	9	14	0.00	0.000																
Batter	1	2	3	4	5	6	7	8	9	AB	R	H	RBI	BB	SO	LOB	BOTTOM																
<b>Tony Womack, L</b> OBP: 0.265, SLG: 0.319	1-1 E3 1B	2-2 E 1B		0-2 HR	0-1 F9		0-1 G6-4-3 1B			5	3	3	2	0	0	1																	
<b>Ronnie Belliard, R</b> OBP: 0.361, SLG: 0.376	1-2 WP 1B	2 SAFE G6-3 1B		4-1 HR	2-3 K		1 SAFE G6-4-3 1B			4	2	2	2	1	1	2																	
<b>17 Todd Helton, L</b> OBP: 0.451, SLG: 0.639	0-1 WP 1B	3-1 G6-3		1-3 K		0-0 FC6-4 1B		3-2 SF8 3B		5	2	3	1	0	1	3																	
<b>Preston Wilson, R</b> OBP: 0.357, SLG: 0.575	2-1 G5-3	1-1 P6		0-0 HR		0-0 FC6-4 CS		0-1 G5-3		5	1	1	3	0	0	4																	
<b>Larry Walker, L</b> OBP: 0.430, SLG: 0.475	0-2 G3 1B		0-1 G6-3	4-2 WP BB		2-3 K		4-0 BB IBB		3	1	1	2	2	1	1																	
<b>40 Brian Fuentes, L</b>	1-0 G3 1B		3-1 G6-3	0-3 K		1-2 K		3-2 SF8		0	0	0	0	0	0	0																	
<b>Jay Payton, R</b> OBP: 0.366, SLG: 0.491	1-0 G3 1B		3-1 G6-3	0-3 K		1-1 G5-3		3-2 SF8		4	0	2	1	0	1	1																	
<b>Chris Stynes, R</b> OBP: 0.355, SLG: 0.430	0-2 G3		0-0 G4-3	1-2 K		4-2 1B BB		4-2 BB BB		3	1	1	1	2	0	2																	
<b>Charles Johnson, R</b> OBP: 0.324, SLG: 0.442	3-3 K		3-3 K		1-1 E6 F9 S		2-2 2B 1B		1-0 F7	5	1	1	0	0	2	5																	
<b>Jason Jennings, L</b> Jose Jimenez, R Darren O'Day, L 28 Aaron Cook, R Greg Norton, S Adam Bernero, R Rene Reyes, S	0-2 E 1B	0-2 E 1B	3-3 K		1-1 SAFE SAFE G1-4		0-1 1B 2B			0	0	0	0	0	0	0																	
<b>Inning Stats</b>	R: 4 E: 1 K: 1 S: 20	H: 4 LOB: 1 BB: 0 P: 28	R: 2 E: 1 K: 0 S: 12	H: 3 LOB: 0 BB: 0 P: 18	R: 0 E: 0 K: 2 S: 12	H: 2 LOB: 2 BB: 0 P: 21	R: 3 E: 0 K: 2 S: 23	H: 2 LOB: 1 BB: 2 P: 33	R: 0 E: 0 K: 1 S: 9	H: 0 LOB: 0 BB: 0 P: 13	R: 0 E: 0 K: 1 S: 5	H: 1 LOB: 0 BB: 0 P: 7	R: 3 E: 0 K: 0 S: 14	H: 3 LOB: 0 BB: 1 P: 22	R: 1 E: 0 K: 0 S: 12	H: 1 LOB: 2 BB: 2 P: 27	1B: 12 2B: 2 3B: 1 HR: 1	SF: 1 SAC: 0 DP: 2 HBP: 0	WP: 2 PA: 44 PB: 0 SB: 1 CS: 1														
<b>PITCHER</b>	IP WLS BF H R ER SO BB IBB HBP BLK WP HR S P ERA WHIP																																
<b>Brian Meadows, R</b> ERA: 4.75	1.0	8	4	4	2	1	0	0	0	0	1	1	56	85	9.00	2.250																	
<b>Pat Mahomes, R</b> ERA: 6.0	4.0	L	21	7	5	4	5	2	0	0	0	0	0	19	29	13.50	2.500																
<b>Brian Boehringer, R</b> ERA: 6.0	2.0		9	4	3	3	1	1	0	0	0	0	0	12	27	9.00	2.000																
<b>Mark Corey, R</b> ERA: 10.8	1.0		6	1	1	1	0	1	1	0	0	0	0	0	0	0																	

Pittsburgh Pirates @ Colorado Rockies  
Coors Field, Denver, CO  
Fri Aug 08 2003, 7:05 PM MDT  
Att: 28,362 - Cloudy - 87 F

AB	35
R	6
H	10
RBI	6
BB	2
SO	3
LOB	18



Pittsburgh Pirates @ Colorado Rockies  
Coors Field, Denver, CO  
Fri Aug 08 2003, 7:05 PM MDT  
Att: 28,362 - Cloudy - 87 F

AB	38
R	13
H	16
RBI	13
BB	5
SO	7
LOB	22





Batter	1	2	3	4	5	6	7	8	9	AB	R	H	RBI	BB	SO	LOB	TOP										
<b>Tike Redman, L</b> (1, 8) OBP: 0.316, SLG: 0.429	G4-3			18 2B	K	K		G4-3		5	1	1	0	0	2	3	<b>Pittsburgh Pirates @ Colorado Rockies</b> Coors Field, Denver, CO Sat Aug 09 2003, 6:05 PM MDT Att: 34,611 - Sunny - 90 F										
<b>18 Jason Kendall, R</b> (1, 2) OBP: 0.390, SLG: 0.387	G1-4-3 1B			G4-3 HR				G1-3		4	2	3	2	0	0	0											
<b>Brian Giles, L</b> (1, 7) OBP: 0.438, SLG: 0.520	G1-4-3			G4-3					F8	5	1	1	2	0	0	5											
<b>Reggie Sanders, R</b> (1, 9) OBP: 0.322, SLG: 0.547		K		HR		G3-1 1B	G5-3	G1-3		5	2	2	2	0	1	0											
<b>Craig Wilson, R</b> (1, 3) OBP: 0.333, SLG: 0.427 <b>Carlos Rivera, L</b> (7, PH) OBP: 0.234, SLG: 0.310	G6-3			3-H		G3-1		G4-3		3	1	1	0	0	0	1											
<b>José Hernández, R</b> (1, 5) OBP: 0.294, SLG: 0.367	L8			2-2		FC6-4 1B	HR			2	1	1	1	0	0	0											
<b>2 Jack Wilson, R</b> (1, 6) OBP: 0.292, SLG: 0.336				3-H		BB	1B	BB		3	1	2	2	1	0	0											
<b>Jeff Reboulet, R</b> (1, 4) OBP: 0.338, SLG: 0.322 <b>Joe Beimel, L</b> (7, 1) <b>Julian Tavarez, L</b> (9, 1) <b>Mike Lincoln, R</b> (9, 1)	F7			0-1		18 HBP	F8	FC6-4		4	0	0	0	0	0	3											
<b>Jeff D'Amico, R</b> (1, 1) OBP: 0.231, SLG: 0.171 <b>Abraham Nunez, S</b> (7, 4) OBP: 0.319, SLG: 0.312	P3			1-2		1-2 2-3	F7	F9		2	0	0	1	1	0	0											
<b>Inning Stats</b>	R: 0 E: 0 K: 0 S: 6	H: 1 LOB: 0 BB: 0 P: 9	R: 0 E: 0 K: 1 S: 7	H: 0 LOB: 0 BB: 0 P: 11	R: 0 E: 0 K: 0 S: 5	H: 0 LOB: 0 BB: 0 P: 9	R: 4 E: 0 K: 0 S: 16	H: 5 LOB: 0 BB: 0 P: 22	R: 0 E: 0 K: 1 S: 8	H: 0 LOB: 0 BB: 0 P: 11	R: 5 E: 1 K: 1 S: 16	H: 4 LOB: 3 BB: 2 P: 35	R: 1 E: 0 K: 0 S: 12	H: 1 LOB: 1 BB: 1 P: 22	R: 0 E: 0 K: 0 S: 7	H: 0 LOB: 0 BB: 0 P: 11		R: 0 E: 0 K: 0 S: 10	H: 0 LOB: 0 BB: 0 P: 14	1B: 4 2B: 3 3B: 1 HR: 3	SF: 0 SAC: 0 DP: 1 HBP: 1	WP: 0 PB: 0 SB: 0 CS: 1	PA: 42				
<b>PITCHER</b>	IP	WLS	BF	H	R	ER	SO	BB	IBB	HBP	BLK	WP	HR	S	P	ERA	WHIP										
<b>Darren Oliver, L</b> (1, 1) ERA: 5.16	5.1	L	25	10	9	8	2	1	0	0	0	0	2	48	77	13.50	2.062										
<b>Steve Reed, R</b> (6, 1) ERA: 3.5	1.2		10	1	1	1	1	2	0	1	0	0	1	22	42	5.40	1.800										
<b>Javier López, L</b> (8, 1) ERA: 4.43	1.1		4	0	0	0	0	0	0	0	0	0	0	9	13	0.00	0.000										
<b>Justin Speier, R</b> (9, 1) ERA: 3.72	0.2		2	0	0	0	0	0	0	0	0	0	0	8	12	0.00	0.000										

Batter	1	2	3	4	5	6	7	8	9	AB	R	H	RBI	BB	SO	LOB	BOTTOM										
<b>Tony Womack, L</b> (1, 6) OBP: 0.264, SLG: 0.322	F9 17 SF5	K			G5-3		K			4	1	1	0	0	2	2	<b>Pittsburgh Pirates @ Colorado Rockies</b> Coors Field, Denver, CO Sat Aug 09 2003, 6:05 PM MDT Att: 34,611 - Sunny - 90 F										
<b>Ronnie Belliard, R</b> (1, 4) OBP: 0.360, SLG: 0.373 <b>Javier López, L</b> (8, 1) OBP: 0.250, SLG: 0.250 <b>Rene Reyes, S</b> (9, 7) OBP: 0.350, SLG: 0.395	F9			F8	K					3	0	0	0	1	1	1											
<b>17 Todd Helton, L</b> (1, 3) OBP: 0.447, SLG: 0.635	SF5			G4-3	G3		G4-3			3	0	0	1	0	0	1											
<b>Preston Wilson, R</b> (1, 8) OBP: 0.354, SLG: 0.570	F8			K		F8		F8		4	0	0	0	0	1	0											
<b>Larry Walker, L</b> (1, 9) OBP: 0.428, SLG: 0.475		G6-3		F8	K		G6-3			4	1	1	0	0	1	0											
<b>Jay Payton, R</b> (1, 7) OBP: 0.367, SLG: 0.500 <b>Justin Speier, R</b> (9, 1)	G3			HR				L5		4	1	2	1	0	0	1											
<b>27 Garrett Atkins, R</b> (1, 5) OBP: 0.200, SLG: 0.267	FC5			G1-3	1B		F9	G6-3		4	0	1	0	0	0	2											
<b>Charles Johnson, R</b> (1, 2) OBP: 0.326, SLG: 0.451	G6-3	IBB		G1-3				K		3	1	1	1	1	1	1											
<b>Darren Oliver, R</b> (1, 1) OBP: 0.296, SLG: 0.373 <b>Steve Reed, R</b> (6, 1)	G6-3			F7			G6-3			2	0	0	1	0	0	3											
<b>Juan Uribe, R</b> (7, PH) OBP: 0.304, SLG: 0.412								K		2	0	0	0	0	1	0											
<b>Inning Stats</b>	R: 1 E: 0 K: 0 S: 17	H: 1 LOB: 2 BB: 1 P: 24	R: 1 E: 1 K: 1 S: 9	H: 1 LOB: 2 BB: 1 P: 16	R: 0 E: 0 K: 1 S: 11	H: 0 LOB: 0 BB: 0 P: 15	R: 1 E: 0 K: 0 S: 11	H: 2 LOB: 1 BB: 0 P: 16	R: 0 E: 0 K: 1 S: 7	H: 1 LOB: 1 BB: 0 P: 12	R: 1 E: 0 K: 1 S: 9	H: 1 LOB: 1 BB: 1 P: 15	R: 0 E: 0 K: 0 S: 10	H: 0 LOB: 0 BB: 0 P: 13	R: 0 E: 0 K: 2 S: 10	H: 0 LOB: 0 BB: 0 P: 14	1B: 1 2B: 3 3B: 0 HR: 2	SF: 1 SAC: 0 DP: 0 HBP: 0	WP: 0 PB: 0 SB: 0 CS: 0	PA: 36							
<b>PITCHER</b>	IP	WLS	BF	H	R	ER	SO	BB	IBB	HBP	BLK	WP	HR	S	P	ERA	WHIP										
<b>Jeff D'Amico, R</b> (1, 1) ERA: 4.2	6.2	W	29	6	4	3	5	1	0	0	0	0	2	69	106	4.05	1.050										
<b>Joe Beimel, L</b> (7, 1) ERA: 3.99	1.1		4	0	0	0	0	0	0	0	0	0	0	11	15	0.00	0.000										
<b>Julian Tavarez, R</b> (9, 1) ERA: 3.81	0.1		1	0	0	0	0	0	0	0	0	0	0	2	3	0.00	0.000										
<b>Mike Lincoln, R</b> (9, 1) ERA: 4.5	0.2		2	0	0	0	2	0	0	0	0	0	0	8	11	0.00	0.000										





Batter	1	2	3	4	5	6	7	8	9	AB	R	H	RBI	BB	SO	LOB	TOP					
<b>Tike Redman, L</b> OBP: 0.302, SLG: 0.450 (1, 8)	L4		P6			G4-3	F7		SH3-4 2 3B	5	1	1	1	0	0	2						
<b>2 Jack Wilson, R</b> OBP: 0.291, SLG: 0.335 (1, 6)	P5				F9			G6-3	SH3-4	4	0	1	1	0	0	0						
<b>Brian Giles, L</b> OBP: 0.435, SLG: 0.518 (1, 7)	P6			F7		F8		F7		5	0	1	0	0	0	1						
<b>Matt Stairs, L</b> OBP: 0.393, SLG: 0.579 <b>Reggie Sanders, R</b> OBP: 0.323, SLG: 0.546 (8, PH) (8, 9)		2B		HR		F7		BB	K	2	1	1	0	1	0	1						
<b>Randall Simon, L</b> OBP: 0.303, SLG: 0.422 (1, 3)	F7			HR			K	E6		4	1	1	2	0	1	2						
<b>José Hernández, R</b> OBP: 0.296, SLG: 0.366 (1, 5)	K			F8						3	1	1	0	1	1	1						
<b>11 Humberto Cota, R</b> OBP: 0.308, SLG: 0.333 (1, 2)	K2-3				F9					4	0	0	0	0	3	5						
<b>Abraham Nunez, S</b> OBP: 0.317, SLG: 0.311 (1, 4)			G3		F8		E6	L5		4	0	1	0	0	0	0						
<b>Nelson Figueroa, R</b> <b>Craig Wilson, R</b> <b>Brian Meadows, R</b> <b>Joe Beigel, L</b> <b>Mike Lincoln, R</b> <b>Carlos Rivera, L</b> OBP: 0.295, SLG: 0.328 (1, 1) (7, PH) (7, 1) (7, 1) (8, 1) (8, 3)			G6-3		G6-3					2	0	0	0	0	0	0						
<b>Inning Stats</b>	R: 0 E: 0 K: 0 S: 7	H: 0 LOB: 0 BB: 0 P: 11	R: 0 E: 0 K: 2 S: 14	H: 1 LOB: 1 BB: 0 P: 21	R: 0 E: 0 K: 0 S: 8	H: 0 LOB: 0 BB: 0 P: 9	R: 2 E: 0 K: 0 S: 13	H: 1 LOB: 0 BB: 1 P: 20	R: 0 E: 0 K: 0 S: 7	H: 0 LOB: 0 BB: 0 P: 12	R: 0 E: 0 K: 0 S: 6	H: 1 LOB: 1 BB: 0 P: 11	R: 1 E: 1 K: 2 S: 10	H: 2 LOB: 2 BB: 1 P: 19	R: 0 E: 1 K: 1 S: 12	H: 1 LOB: 3 BB: 1 P: 21	R: 2 E: 0 K: 1 S: 12	H: 3 LOB: 1 BB: 0 P: 18	1B: 5 2B: 2 3B: 1 HR: 1	SF: 0 SAC: 1 DP: 0 HBP: 0	WP: 1 PB: 1 CS: 1 SB: 0	PA: 40
<b>PITCHER</b>	IP	WLS	BF	H	R	ER	SO	BB	IBB	HBP	BLK	WP	HR	S	P	ERA	WHIP					
<b>Shawn Chacon, R</b> ERA: 4.11 (1, 1)	7.0	L	28	5	3	2	4	2	0	0	0	1	1	65	103	2.57	1.000					
<b>40 Brian Fuentes, L</b> ERA: 2.95 (8, 1)	1.0		6	1	0	0	1	1	0	0	0	0	0	12	21	0.00	2.000					
<b>2B Aaron Cook, R</b> ERA: 5.52 (9, 1)	1.0		6	3	2	2	1	0	0	0	0	0	0	12	18	18.00	3.000					

Pittsburgh Pirates @ Colorado Rockies  
Coors Field, Denver, CO  
Sun Aug 10 2003, 1:05 PM MDT  
Att: 26,904 - Sunny - 82 F

AB 36  
R 5  
H 9  
RBI 4  
BB 3  
SO 6  
LOB 13



Batter	1	2	3	4	5	6	7	8	9	AB	R	H	RBI	BB	SO	LOB	BOTTOM					
<b>Ronnie Belliard, R</b> OBP: 0.361, SLG: 0.380 (1, 4)	K		HR		P4		F9			4	1	1	1	1	1	1						
<b>Juan Uribe, R</b> OBP: 0.304, SLG: 0.411 <b>Larry Walker, L</b> OBP: 0.429, SLG: 0.479 <b>40 Brian Fuentes, L</b> (7, PH) (8, 1)	L6		G5-3							3	0	1	0	0	0	0						
<b>2B Aaron Cook, R</b> OBP: 0.233, SLG: 0.179 <b>Greg Norton, S</b> OBP: 0.325, SLG: 0.404 (9, PH) (9, PH)					1B		2B		K	0	0	0	0	0	0	0						
<b>17 Todd Helton, L</b> OBP: 0.448, SLG: 0.633 (1, 3)	G5-3				G1-3					3	0	1	0	1	0	1						
<b>Preston Wilson, R</b> OBP: 0.355, SLG: 0.570 (1, 8)		G4-3		FC5-4		G6-4-3		K		4	0	2	0	0	1	1						
<b>Jay Payton, R</b> OBP: 0.366, SLG: 0.498 (1, 7)		K		FC5-4		G6-4-3				4	0	1	0	0	1	3						
<b>Rene Reyes, S</b> OBP: 0.384, SLG: 0.476 (1, 9)		HR			F7			G6-3		4	1	2	1	0	0	2						
<b>Chris Stynes, R</b> OBP: 0.354, SLG: 0.426 (1, 5)					F9				G3-1	3	0	0	0	1	0	1						
<b>Bobby Estalella, R</b> OBP: 0.294, SLG: 0.400 <b>Tony Womack, L</b> OBP: 0.293, SLG: 0.319 (7, PH) (8, 6)		K			F7				F8	2	0	0	0	0	1	1						
<b>Shawn Chacon, R</b> OBP: 0.200, SLG: 0.311 <b>27 Garrett Atkins, R</b> OBP: 0.250, SLG: 0.313 <b>Charles Johnson, R</b> OBP: 0.328, SLG: 0.465 (7, PH) (8, 2)						G5-3				2	0	0	0	0	1	0						
<b>Inning Stats</b>	R: 0 E: 0 K: 1 S: 7	H: 0 LOB: 0 BB: 0 P: 13	R: 1 E: 0 K: 2 S: 14	H: 1 LOB: 1 BB: 1 P: 23	R: 1 E: 0 K: 1 S: 15	H: 3 LOB: 2 BB: 0 P: 19	R: 0 E: 0 K: 0 S: 11	H: 0 LOB: 0 BB: 0 P: 18	R: 0 E: 0 K: 0 S: 9	H: 1 LOB: 1 BB: 0 P: 12	R: 0 E: 0 K: 0 S: 10	H: 2 LOB: 2 BB: 0 P: 17	R: 0 E: 0 K: 1 S: 9	H: 1 LOB: 1 BB: 1 P: 17	R: 1 E: 0 K: 1 S: 12	H: 1 LOB: 1 BB: 1 P: 18	1B: 7 2B: 1 3B: 0 HR: 3	SF: 0 SAC: 0 DP: 2 HBP: 0	WP: 0 PB: 0 CS: 0	PA: 38		
<b>PITCHER</b>	IP	WLS	BF	H	R	ER	SO	BB	IBB	HBP	BLK	WP	HR	S	P	ERA	WHIP					
<b>Nelson Figueroa, R</b> ERA: 3.0 (1, 1)	6.0	W	25	7	2	2	4	1	0	0	0	0	0	8	14	0.00	1.500					
<b>Brian Meadows, R</b> ERA: 4.7 (7, 1)	0.2	H	3	1	0	0	0	0	0	0	0	0	0	3	8	0.00	6.000					
<b>Joe Beigel, L</b> ERA: 3.96 (7, 1)	0.1	H	2	1	0	0	0	1	0	0	0	0	0	3	8	0.00	6.000					
<b>Mike Lincoln, R</b> ERA: 4.5 (8, 1)	2.0	S	8	2	1	1	2	1	0	0	0	0	1	20	30	4.50	1.500					

Pittsburgh Pirates @ Colorado Rockies  
Coors Field, Denver, CO  
Sun Aug 10 2003, 1:05 PM MDT  
Att: 26,904 - Sunny - 82 F

AB 35  
R 3  
H 11  
RBI 3  
BB 3  
SO 6  
LOB 11









Batter	1	2	3	4	5	6	7	8	9	AB	R	H	RBI	BB	SO	LOB	TOP								
<b>Bo Hart, R</b> OBP: 0.339, SLG: 0.431 (1, 4)										5	2	2	0	0	2	3	<b>St. Louis Cardinals @ Pittsburgh Pirates</b> PNC Park, Pittsburgh, PA Tue Aug 12 2003, 7:05 PM EDT Att: 21,013 - Overcast - 76 F								
<b>Kerry Robinson, L</b> OBP: 0.299, SLG: 0.298 (1, 9) (8, 8)										4	2	2	1	1	1	2									
<b>5 Albert Pujols, R</b> OBP: 0.436, SLG: 0.686 (1, 7)										5	3	3	3	0	0	1									
<b>15 Jim Edmonds, L</b> OBP: 0.393, SLG: 0.628 <b>Eduardo Perez, R</b> OBP: 0.368, SLG: 0.478 (8, PH) (8, 9)										2	1	1	0	2	1	1									
<b>27 Scott Rolen, R</b> OBP: 0.394, SLG: 0.546 (1, 5)										1	1	0	1	3	0	1									
<b>Tino Martinez, L</b> OBP: 0.350, SLG: 0.433 (1, 3)										4	1	1	5	0	0	4									
<b>Edgar Renteria, R</b> OBP: 0.382, SLG: 0.487 (1, 6)										5	0	1	0	0	0	2									
<b>Chris Widger, R</b> OBP: 0.220, SLG: 0.218 (1, 2)										4	0	1	0	1	1	1									
<b>Brett Tomko, R</b> OBP: 0.347, SLG: 0.311 <b>Jimmy Journell, R</b> ERA: 5.85 <b>Orlando Palmeiro, L</b> OBP: 0.335, SLG: 0.325 <b>Steve Kline, L</b> ERA: 6.75 <b>Esteban Yan, R</b> ERA: 6.22 <b>Pedro Borbon, R</b> OBP: 0.143, SLG: 0.171 (1, 1) (7, 1) (8, PH) (8, 1) (8, 1) (8, 1)										4	0	1	0	0	0	2									
<b>Inning Stats</b>	R: 6 E: 0 K: 1 S: 24	H: 6 LOB: 1 BB: 1 P: 37	R: 0 E: 1 K: 0 S: 10	H: 0 LOB: 2 BB: 3 P: 23	R: 0 E: 0 K: 0 S: 7	H: 0 LOB: 0 BB: 0 P: 12	R: 3 E: 0 K: 0 S: 9	H: 3 LOB: 1 BB: 1 P: 16	R: 0 E: 0 K: 1 S: 10	H: 1 LOB: 1 BB: 1 P: 14	R: 1 E: 1 K: 1 S: 9	H: 0 LOB: 1 BB: 1 P: 19	R: 0 E: 0 K: 2 S: 14	H: 1 LOB: 1 BB: 0 P: 19	R: 0 E: 0 K: 0 S: 4	H: 1 LOB: 0 BB: 0 P: 6		R: 0 E: 0 K: 0 S: 10	H: 0 LOB: 1 BB: 1 P: 16	1B: 6 2B: 3 3B: 1 HR: 2	SF: 2 SAC: 0 DP: 2 HBP: 0	WP: 0 PB: 0 SB: 0 CS: 0	PA: 45		
<b>PITCHER</b>	IP	WLS	BF	H	R	ER	SO	BB	IBB	HBP	BLK	WP	HR	S	P	ERA	WHIP								
<b>Josh Fogg, R</b> ERA: 5.85 (1, 1)	0.0	L	6	5	6	6	0	1	0	0	0	0	2	12	21	∞	∞								
<b>Pat Mahomes, R</b> ERA: 6.59 (1, 1)	4.0		19	4	3	3	1	3	1	0	0	0	0	38	67	6.75	1.750								
<b>Mark Corey, R</b> ERA: 6.75 (5, 1)	3.0		13	2	1	0	4	1	0	0	0	0	0	33	52	0.00	1.000								
<b>Michael Gonzalez, L</b> ERA: (8, 1)	1.0		3	1	0	0	0	0	0	0	0	0	0	4	6	0.00	1.000								
<b>Brian Boehringer, R</b> ERA: 5.88 (9, 1)	1.0		4	0	0	0	0	1	0	0	0	0	0	10	16	0.00	1.000								

Batter	1	2	3	4	5	6	7	8	9	AB	R	H	RBI	BB	SO	LOB	BOTTOM								
<b>Tike Redman, L</b> OBP: 0.358, SLG: 0.551 (1, 8)										4	1	1	1	1	0	1	<b>St. Louis Cardinals @ Pittsburgh Pirates</b> PNC Park, Pittsburgh, PA Tue Aug 12 2003, 7:05 PM EDT Att: 21,013 - Overcast - 76 F								
<b>18 Jason Kendall, R</b> OBP: 0.392, SLG: 0.388 <b>Craig Wilson, R</b> OBP: 0.335, SLG: 0.425 (1, 2) (8, 9)										4	0	0	0	0	0	2									
<b>Brian Giles, L</b> OBP: 0.440, SLG: 0.538 <b>Michael Gonzalez, R</b> ERA: (8, 1)										4	1	2	1	0	0	1									
<b>Brian Boehringer, S</b> OBP: 0.342, SLG: 0.326 (8, PH)										0	0	0	0	0	0	0									
<b>Reggie Sanders, R</b> OBP: 0.325, SLG: 0.558 (1, 9) (8, 7)										4	1	2	1	0	0	1									
<b>Matt Stairs, L</b> OBP: 0.396, SLG: 0.591 (1, 3)										5	2	3	2	0	2	2									
<b>José Hernández, R</b> OBP: 0.294, SLG: 0.363 <b>Carlos Rivera, L</b> OBP: 0.260, SLG: 0.333 (1, 5) (8, PH)										4	0	0	0	0	0	2									
<b>2 Jack Wilson, R</b> OBP: 0.290, SLG: 0.333 (1, 6)										3	0	1	1	0	0	0									
<b>Abraham Nunez, S</b> OBP: 0.318, SLG: 0.308 (1, 4)										3	0	0	0	1	2	1									
<b>Josh Fogg, R</b> OBP: 0.356, SLG: 0.222 <b>Pat Mahomes, R</b> OBP: 0.200, SLG: 0.500 <b>Randall Simon, R</b> OBP: 0.227, SLG: 0.413 <b>Mark Corey, R</b> ERA: (8, 1) <b>11 Humberto Cota, R</b> OBP: 0.333, SLG: 0.337 (8, 2)										0	0	0	0	0	0	0									
<b>Inning Stats</b>	R: 2 E: 0 K: 1 S: 20	H: 3 LOB: 1 BB: 0 P: 31	R: 0 E: 0 K: 1 S: 9	H: 1 LOB: 0 BB: 0 P: 13	R: 0 E: 0 K: 0 S: 11	H: 1 LOB: 1 BB: 0 P: 19	R: 0 E: 0 K: 0 S: 6	H: 0 LOB: 0 BB: 0 P: 13	R: 2 E: 0 K: 1 S: 15	H: 2 LOB: 1 BB: 0 P: 23	R: 0 E: 0 K: 0 S: 5	H: 1 LOB: 1 BB: 1 P: 14	R: 1 E: 1 K: 1 S: 16	H: 1 LOB: 2 BB: 1 P: 28	R: 1 E: 0 K: 0 S: 10	H: 2 LOB: 2 BB: 0 P: 16	1B: 8 2B: 1 3B: 0 HR: 4	SF: 1 SAC: 0 DP: 1 HBP: 1	WP: 2 PB: 0 SB: 0 CS: 0	PA: 42					
<b>PITCHER</b>	IP	WLS	BF	H	R	ER	SO	BB	IBB	HBP	BLK	WP	HR	S	P	ERA	WHIP								
<b>Brett Tomko, R</b> ERA: 5.46 (1, 1)	6.0	W	26	8	4	4	4	0	0	0	0	0	0	21	42	0.00	2.000								
<b>Jimmy Journell, R</b> ERA: 6.0 (7, 1)	2.0		10	2	1	0	1	2	0	0	0	0	0	5	9	13.50	1.500								
<b>Steve Kline, L</b> ERA: 4.27 (9, 1)	0.2		3	1	1	1	0	0	0	0	0	0	0	0	2	∞	∞								
<b>Esteban Yan, R</b> ERA: 6.22 (9, 1)	0.0		1	0	0	0	0	0	0	1	0	0	0	0	2	∞	∞								
<b>Pedro Borbon, L</b> ERA: 23.14 (9, 1)	0.0		1	1	0	0	0	0	0	0	0	0	0	3	3	∞	∞								






Batter	1	2	3	4	5	6	7	8	9	AB	R	H	RBI	BB	SO	LOB	TOP																									
Miguel Cairo, R OBP: 0.304, SLG: 0.413 (1, 4)	0-1 G5-4-3 1B			0-2 F9		3-1 1B 5 HR 2B	0-1 G5-4-3		1-0 FC6-4	5	1	2	1	0	0	3																										
Eduardo Perez, R OBP: 0.370, SLG: 0.478 (1, 9)	2-2 G5-4-3 1-2f			2-2 5 G5-3 1B		0-1 5 HR 1B		2-3 K		4	1	2	0	0	1	1																										
5 Albert Pujols, R OBP: 0.434, SLG: 0.689 (6, 3)	0-1 G6-3			1-1 G5-3		0-0 HR		0-0 G4-3		4	1	1	3	0	0	1																										
15 Jim Edmonds, L OBP: 0.391, SLG: 0.623 (1, 8)		3-3 K		2-3 K		0-0 27 G5-4-3 1B		2-0 G4-3		4	0	1	0	0	2	1																										
27 Scott Rolen, R OBP: 0.390, SLG: 0.541 (1, 5)		3-2 L7		0-1 G5-3		1-1 G5-4-3 1-2f		0-0 F9		4	0	0	0	0	0	1																										
Tino Martinez, L OBP: 0.335, SLG: 0.434 (8, 3) Eneider Vargas, R OBP: 1.000, SLG: 1.000 (8, 1) Steve Kline, L OBP: 0.500, SLG: 1.000 (8, 1) Cal Eldred, R OBP: 1.500, SLG: 0.900 (8, PH) Orlando Palmeiro, L OBP: 0.333, SLG: 0.333 (8, 7)	2-2 G4-1			0-0 FC4-6 1B		4-0 BB		0-0 1B		2	0	1	0	1	0	0																										
Edgar Renteria, R OBP: 0.381, SLG: 0.484 (1, 6)				0-0 G6-3		1-1 SAFE F7		0-1 L9		4	0	1	1	0	0	2																										
Mike Matheny, R OBP: 0.316, SLG: 0.352 (1, 2)				0-1 F9		2-2 FC4-6 1-2f		0-0 G1-6-3		3	0	0	0	0	0	1																										
Jeff Fassero, L (1, 1)				0-2 G4-3				0-0 2B 1B		1	0	0	0	0	0	0																										
Kerry Robinson, L OBP: 0.284, SLG: 0.308 (6, PH) (6, 7)				G4-3				G5-4-3 1B		2	1	2	0	1	0	0																										
Pedro Borbon, R (9, 1)								G5-4-3 1B		0	0	0	0	0	0	0																										
<b>Inning Stats</b>	R: 0 E: 0 K: 0 S: 8	H: 1 LOB: 0 BB: 0 P: 10	R: 0 E: 0 K: 1 S: 11	H: 0 LOB: 0 BB: 0 P: 19	R: 0 E: 0 K: 0 S: 6	H: 0 LOB: 0 BB: 0 P: 6	R: 0 E: 0 K: 1 S: 12	H: 1 LOB: 1 BB: 0 P: 17	R: 0 E: 0 K: 0 S: 9	H: 1 LOB: 1 BB: 0 P: 12	R: 4 E: 0 K: 0 S: 11	H: 5 LOB: 1 BB: 1 P: 18	R: 0 E: 0 K: 0 S: 5	H: 1 LOB: 0 BB: 0 P: 7	R: 0 E: 0 K: 1 S: 6	H: 0 LOB: 0 BB: 0 P: 10	R: 1 E: 0 K: 0 S: 6	H: 2 LOB: 2 BB: 1 P: 11	1B: 8 2B: 2 3B: 0 HR: 1	SF: 0 SAC: 1 DP: 3 HBP: 0	WP: 0 PA: 37 PB: 0 SB: 0 CS: 0																					
<b>PITCHER</b>	IP	WLS	BF	H	R	ER	SO	BB	IBB	HBP	BLK	WP	HR	S	P	ERA	WHIP	<b>PITCHER</b>								IP	WLS	BF	H	R	ER	SO	BB	IBB	HBP	BLK	WP	HR	S	P	ERA	WHIP
Brian Meadows, R ERA: 4.96 (1, 1)	5.0		22	8	4	4	2	0	0	0	0	0	1	54	74	7.20	1.600																									
Joe Beimel, L ERA: 3.81 (6, 1)	1.0		3	0	0	0	0	1	0	0	0	0	0	3	8	0.00	1.000																									
Julian Tavarez, R ERA: 3.7 (7, 1)	3.0	W	12	3	1	1	1	0	1	0	0	0	0	17	28	3.00	1.000																									

St. Louis Cardinals @ Pittsburgh Pirates  
PNC Park, Pittsburgh, PA  
Wed Aug 13 2003, 7:05 PM EDT  
Att: 18,505 - Sunny - 82 F


AB 34  
R 5  
H 11  
RBI 5  
BB 2  
SO 3  
LOB 10



Batter	1	2	3	4	5	6	7	8	9	AB	R	H	RBI	BB	SO	LOB	BOTTOM																									
Tike Redman, L OBP: 0.328, SLG: 0.500 (1, 8)	3-1 G4-3		0-0 B3-1		0-1 F7		0-3 K		0-1 F8	5	0	0	0	0	1	1																										
18 Jason Kendall, R OBP: 0.394, SLG: 0.393 (1, 2)	0-1 FC5-4 1B		1-1 F9		0-1 SAFE 2B 1B		3-2 L1-3		2-0 1B 2B	5	1	3	0	0	0	0																										
Brian Giles, L OBP: 0.439, SLG: 0.537 (1, 7)	0-0 FC5-4 1-2f		1-2 F9		1-0 1-2 2B		0-1 L3-1		4-0 1B IBB	4	0	1	1	1	0	1																										
Reggie Sanders, R OBP: 0.329, SLG: 0.569 (1, 9)	2-1 F9			1-2 F8 2B		1-0 G5-3		1-1 HR	4-0 1-2 2-3 IBB	4	1	2	1	1	0	1																										
Craig Wilson, R OBP: 0.343, SLG: 0.462 (1, 3)		1-1 HR		2-3 K		1-1 2B 1B HBP		1-0 HR	3-3 2-3 3-H 1B	3	3	2	2	0	1	1																										
Carlos Rivera, L OBP: 0.260, SLG: 0.333 (9, 3)										0	0	0	0	0	0	0																										
Randall Simon, L OBP: 0.299, SLG: 0.415 (9, PH)										1	0	1	1	0	0	0																										
José Hernández, R OBP: 0.291, SLG: 0.360 (1, 5)		3-2 G6-3		0-0 F8		3-3 K		1-0 G6-3		4	0	0	0	0	1	2																										
2 Jack Wilson, R OBP: 0.290, SLG: 0.333 (1, 6)		2-3 K		0-0 G6-3		0-1 2B 1B		2-3 K2-3		4	0	1	0	0	2	1																										
Jeff Reboulet, R OBP: 0.350, SLG: 0.346 (1, 4)		1-1 2B				3-2 18 1B 2B		0-3 K		4	1	3	1	0	1	0																										
Brian Meadows, R (1, 1)		1-3 K				0-3 1B 2B		1-0 G5-3		2	0	0	0	0	2	2																										
Joe Beimel, L (6, 1)										0	0	0	0	0	0	0																										
Matt Stairs, L OBP: 0.394, SLG: 0.588 (6, PH)										1	0	0	0	0	0	2																										
Julian Tavarez, L (7, 1)										0	0	0	0	0	0	0																										
11 Humberto Cota, R OBP: 0.313, SLG: 0.333 (9, PH)										1	0	0	0	0	0	0																										
<b>Inning Stats</b>	R: 0 E: 0 K: 0 S: 7	H: 1 LOB: 1 BB: 0 P: 12	R: 1 E: 0 K: 2 S: 15	H: 2 LOB: 1 BB: 0 P: 23	R: 0 E: 0 K: 0 S: 6	H: 0 LOB: 0 BB: 0 P: 8	R: 0 E: 0 K: 1 S: 8	H: 1 LOB: 1 BB: 0 P: 11	R: 1 E: 0 K: 1 S: 13	H: 3 LOB: 2 BB: 0 P: 17	R: 1 E: 0 K: 0 S: 15	H: 2 LOB: 2 BB: 0 P: 25	R: 0 E: 0 K: 1 S: 9	H: 0 LOB: 0 BB: 0 P: 12	R: 2 E: 0 K: 2 S: 12	H: 2 LOB: 3 BB: 0 P: 17	R: 1 E: 0 K: 0 S: 7	H: 2 LOB: 3 BB: 2 P: 18	1B: 5 2B: 5 3B: 0 HR: 3	SF: 0 SAC: 0 DP: 0 HBP: 1	WP: 0 PA: 41 PB: 0 SB: 0 CS: 0																					
<b>PITCHER</b>	IP	WLS	BF	H	R	ER	SO	BB	IBB	HBP	BLK	WP	HR	S	P	ERA	WHIP	<b>PITCHER</b>								IP	WLS	BF	H	R	ER	SO	BB	IBB	HBP	BLK	WP	HR	S	P	ERA	WHIP
Jeff Fassero, L ERA: 5.81 (1, 1)	5.0		21	7	2	2	4	0	0	0	0	0	0	13	21	13.50	3.000																									
Esteban Yan, R ERA: 6.3 (6, 1)	0.2	H	5	2	1	1	1	0	0	1	0	0	0	13	21	13.50	3.000																									
Steve Kline, L ERA: 4.15 (6, 1)	1.1	H	4	0	0	0	1	0	0	0	0	0	0	11	16	0.00	0.000																									
Cal Eldred, R ERA: 4.69 (8, 1)	1.0	B	5	2	2	2	2	0	0	0	0	0	2	12	17	18.00	2.000																									
Pedro Borbon, L ERA: 21.0 (9, 1)	0.2	L	6	2	1	1	0	0	2	0	0	0	0	7	18	13.50	3.000																									

St. Louis Cardinals @ Pittsburgh Pirates  
PNC Park, Pittsburgh, PA  
Wed Aug 13 2003, 7:05 PM EDT  
Att: 18,505 - Sunny - 82 F


AB 38  
R 6  
H 13  
RBI 6  
BB 2  
SO 8  
LOB 11





Batter	1	2	3	4	5	6	7	8	9	AB	R	H	RBI	BB	SO	LOB	TOP										
<b>Bo Hart, R</b> OBP: 0.341, SLG: 0.431 (1, 4)	G5-3						K		G5-3	5	0	2	1	0	1	1	<b>St. Louis Cardinals @ Pittsburgh Pirates</b> PNC Park, Pittsburgh, PA Thu Aug 14 2003, 12:35 PM EDT Att: 16,157 - Sunny - 86 F										
<b>Eduardo Perez, R</b> OBP: 0.366, SLG: 0.471 <b>Kerry Robinson, L</b> OBP: 0.280, SLG: 0.303 (7, PH)	F8	F8		P3			K		K	3	0	0	0	0	0	3											
<b>44 Jason Iringhausen, R</b> OBP: 1.000, SLG: 3.000 (9, 1)							K		K	2	0	0	0	0	2	1											
<b>5 Albert Pujols, R</b> OBP: 0.433, SLG: 0.685 (1, 7)	1B						G6-3			4	1	1	0	0	2	0											
<b>15 Jim Edmonds, L</b> OBP: 0.390, SLG: 0.618 (1, 8)	BB						K		K	3	0	0	0	1	2	0											
<b>27 Scott Rolen, R</b> OBP: 0.391, SLG: 0.541 (1, 5)	1B						K		K	4	0	2	1	0	1	0											
<b>Tino Martinez, L</b> OBP: 0.354, SLG: 0.442 (1, 3)	P6						HR		L8	4	2	2	1	0	0	3											
<b>Edgar Renteria, R</b> OBP: 0.382, SLG: 0.485 (1, 6)							1B		F9	4	0	2	0	0	1	1											
<b>Chris Widger, R</b> OBP: 0.222, SLG: 0.220 (1, 2)							F8		G5-3	4	1	1	0	0	0	2											
<b>Garrett Stephenson, R</b> OBP: 0.267, SLG: 0.195 <b>Orlando Palmeiro, L</b> OBP: 0.336, SLG: 0.328 (9, PH)	SH1-4						G6-3		G5-3	2	0	1	1	0	0	0											
<b>Inning Stats</b>	R: 1 E: 0 K: 0 S: 13	H: 2 LOB: 2 BB: 1 P: 22	R: 1 E: 0 K: 1 S: 10	H: 2 LOB: 1 BB: 0 P: 16	R: 0 E: 0 K: 1 S: 10	H: 0 LOB: 0 BB: 0 P: 15	R: 1 E: 0 K: 0 S: 13	H: 4 LOB: 2 BB: 0 P: 21	R: 0 E: 0 K: 3 S: 13	H: 0 LOB: 0 BB: 0 P: 21	R: 1 E: 0 K: 0 S: 6	H: 2 LOB: 0 BB: 0 P: 7	R: 0 E: 0 K: 1 S: 9	H: 1 LOB: 1 BB: 0 P: 12	R: 0 E: 0 K: 1 S: 11	H: 0 LOB: 1 BB: 1 P: 17	1B: 10 2B: 0 3B: 0 HR: 1	SF: 0 SAC: 1 DP: 1 HBP: 0	WP: 0 PB: 0 SB: 1 CS: 0	PA: 38							
<b>PITCHER</b>	IP	WLS	BF	H	R	ER	SO	BB	IBB	HBP	BLK	WP	HR	S	P	ERA	WHIP										
<b>Jeff D'Amico, R</b> ERA: 4.28	6.0	L	27	10	4	4	5	1	0	0	0	0	1	65	102	6.00	1.833										
<b>Brian Boehringer, R</b> ERA: 5.65	2.0		7	1	0	0	3	0	0	0	0	0	0	16	22	0.00	0.500										
<b>Mike Lincoln, R</b> ERA: 4.29	1.0		4	0	0	0	1	1	0	0	0	0	0	11	17	0.00	1.000										

AB	35
R	4
H	11
RBI	4
BB	2
SO	9
LOB	11



Batter	1	2	3	4	5	6	7	8	9	AB	R	H	RBI	BB	SO	LOB	BOTTOM										
<b>Tike Redman, L</b> OBP: 0.306, SLG: 0.466 (1, 8)	F7			G6-3			P6		P6	4	0	0	0	0	0	2	<b>St. Louis Cardinals @ Pittsburgh Pirates</b> PNC Park, Pittsburgh, PA Thu Aug 14 2003, 12:35 PM EDT Att: 16,157 - Sunny - 86 F										
<b>18 Jason Kendall, R</b> OBP: 0.395, SLG: 0.393 (1, 2)	G4-3			G6-3			1B		BB	3	1	1	0	1	0	0											
<b>Brian Giles, L</b> OBP: 0.435, SLG: 0.531 (1, 7)	G3			F9			P3		K	4	0	0	0	0	1	3											
<b>Matt Stairs, L</b> OBP: 0.392, SLG: 0.587 (1, 9)				G4-3			SF9		F7	4	1	1	0	0	0	1											
<b>Randall Simon, L</b> OBP: 0.302, SLG: 0.416 (1, 3)				K			F9		G4-3	4	1	2	0	0	1	1											
<b>José Hernández, R</b> OBP: 0.291, SLG: 0.362 (1, 5)				G5-3			SF9		BB	3	0	1	3	0	0	1											
<b>Abraham Nunez, S</b> OBP: 0.313, SLG: 0.303 (1, 6)				P3			K		G4-3	4	0	0	0	0	1	1											
<b>Jeff Reboulet, R</b> OBP: 0.354, SLG: 0.352 (1, 4)				F8			1B		G4-3	3	0	2	0	0	0	0											
<b>Jeff D'Amico, R</b> OBP: 0.225, SLG: 0.167 <b>11 Humberto Cota, R</b> OBP: 0.294, SLG: 0.313 <b>Brian Boehringer, S</b> (7, 1)				K			F8		P4	1	0	0	0	0	0	0											
<b>Carlos Rivera, L</b> OBP: 0.255, SLG: 0.326 <b>Mike Lincoln, R</b> (9, 1)										1	0	0	0	0	0	0											
<b>Inning Stats</b>	R: 0 E: 0 K: 0 S: 8	H: 0 LOB: 0 BB: 0 P: 12	R: 0 E: 0 K: 1 S: 10	H: 0 LOB: 0 BB: 0 P: 17	R: 0 E: 0 K: 1 S: 8	H: 0 LOB: 0 BB: 0 P: 12	R: 1 E: 0 K: 0 S: 12	H: 1 LOB: 0 BB: 0 P: 16	R: 0 E: 0 K: 0 S: 4	H: 1 LOB: 0 BB: 0 P: 5	R: 0 E: 0 K: 0 S: 6	H: 1 LOB: 1 BB: 0 P: 9	R: 2 E: 0 K: 1 S: 15	H: 2 LOB: 1 BB: 1 P: 24	1B: 5 2B: 2 3B: 0 HR: 0	SF: 1 SAC: 0 DP: 1 HBP: 0	WP: 0 PB: 0 SB: 0 CS: 0	PA: 34									
<b>PITCHER</b>	IP	WLS	BF	H	R	ER	SO	BB	IBB	HBP	BLK	WP	HR	S	P	ERA	WHIP										
<b>Garrett Stephenson, R</b> ERA: 4.23	8.0	W	28	5	1	1	3	0	0	0	0	0	0	69	102	1.12	0.625										
<b>44 Jason Iringhausen, R</b> ERA: 2.63	1.0	S	6	2	2	2	1	1	0	0	0	0	0	15	24	18.00	3.000										





Batter	1	2	3	4	5	6	7	8	9	AB	R	H	RBI	BB	SO	LOB	TOP								
<b>Eric Young Sr. R</b> (1,4) OBP: 0.343, SLG: 0.423										2	0	1	0	2	0	0	<b>Milwaukee Brewers @ Pittsburgh Pirates</b> PNC Park, Pittsburgh, PA Fri Aug 15 2003, 7:05 PM EDT Att: 21,096 - Cloudy - 83 F								
<b>Scott Podsednik L</b> (1,8) OBP: 0.385, SLG: 0.388										3	2	2	0	0	0	1									
<b>Geoff Jenkins L</b> (1,7) OBP: 0.359, SLG: 0.490										4	0	1	0	0	1	3									
<b>Richie Sexson R</b> (1,3) OBP: 0.373, SLG: 0.528										4	1	2	2	0	0	2									
<b>John Vander Wal L</b> (1,9) OBP: 0.369, SLG: 0.505										4	0	1	0	0	2	0									
<b>Keith Ginter R</b> (1,5)										3	0	0	0	0	0	0									
<b>Eddie Pérez R</b> (1,2) OBP: 0.309, SLG: 0.425										4	0	0	0	0	0	1									
<b>Royce Clayton R</b> (1,6) OBP: 0.285, SLG: 0.331										2	0	1	0	1	0	0									
<b>Brady Clark R</b> (9, PH) OBP: 0.336, SLG: 0.402										0	0	0	0	1	0	0									
<b>Matt Kinney R</b> (1,1) OBP: 0.047, SLG: 0.048										2	0	0	0	0	1	3									
<b>Luis Vizcaino R</b> (6,1)										0	0	0	0	0	0	0									
<b>2 Bill Hall R</b> (7, PH) OBP: 0.233, SLG: 0.382										1	0	0	0	0	0	0									
<b>Mike DeJean R</b> (7,1)										0	0	0	0	0	0	0									
<b>Brooks Kieschnick L</b> (8,1) OBP: 0.373, SLG: 0.618										1	0	0	0	0	0	1									
<b>Inning Stats</b>	R: 1 E: 0 K: 1 S: 11	H: 3 LOB: 2 BB: 0 P: 21	R: 0 E: 0 K: 0 S: 9	H: 1 LOB: 1 BB: 0 P: 13	R: 0 E: 0 K: 0 S: 4	H: 1 LOB: 0 BB: 0 P: 7	R: 1 E: 0 K: 2 S: 12	H: 1 LOB: 2 BB: 1 P: 23	R: 0 E: 1 K: 0 S: 6	H: 0 LOB: 1 BB: 1 P: 13	R: 0 E: 0 K: 1 S: 6	H: 0 LOB: 0 BB: 0 P: 8	R: 0 E: 0 K: 0 S: 6	H: 0 LOB: 0 BB: 1 P: 13	R: 1 E: 0 K: 0 S: 9	H: 2 LOB: 0 BB: 0 P: 17	R: 0 E: 0 K: 0 S: 8	H: 0 LOB: 1 BB: 1 P: 15	1B: 6 2B: 1 3B: 0 HR: 1	SF: 0 SAC: 1 DP: 2 HBP: 1	WP: 0 PB: 0 SB: 1 CS: 1	PA: 37			
<b>PITCHER</b>	IP	WLS	BF	H	R	ER	SO	BB	IBB	HBP	BLK	WP	HR	S	P	ERA	WHIP								
<b>Nelson Figueroa R</b> (1,1) ERA: 3.27	5.0	W	22	6	2	2	3	1	1	1	0	0	1	42	77	3.60	1.400								
<b>Mark Corey R</b> (6,1) ERA: 5.59	1.2	H	6	0	0	0	1	1	0	0	0	0	0	10	19	0.00	0.600								
<b>Joe Beimel L</b> (7,1) ERA: 3.96	0.1	H	2	2	1	1	0	0	0	0	0	0	0	6	11	27.00	6.000								
<b>Julian Tavarez R</b> (8,1) ERA: 3.58	2.0	S	6	0	0	0	0	1	0	0	0	0	0	13	23	0.00	0.500								

Batter	1	2	3	4	5	6	7	8	9	AB	R	H	RBI	BB	SO	LOB	BOTTOM								
<b>18 Jason Kendall R</b> (1,2) OBP: 0.394, SLG: 0.392										3	0	1	1	0	0	0	<b>Milwaukee Brewers @ Pittsburgh Pirates</b> PNC Park, Pittsburgh, PA Fri Aug 15 2003, 7:05 PM EDT Att: 21,096 - Cloudy - 83 F								
<b>Abraham Nunez S</b> (1,4) OBP: 0.320, SLG: 0.308										3	1	2	0	1	0	0									
<b>Brian Giles L</b> (1,8) OBP: 0.433, SLG: 0.527										3	1	0	0	1	1	3									
<b>Matt Stairs L</b> (1,9) OBP: 0.389, SLG: 0.594										4	1	1	3	0	1	2									
<b>Reggie Sanders R</b> (1,7) OBP: 0.326, SLG: 0.563										4	0	0	0	0	2	2									
<b>Randall Simon L</b> (1,3) OBP: 0.305, SLG: 0.417										2	1	1	0	0	1	0									
<b>Joe Beimel L</b> (7,1)										0	0	0	0	0	0	0									
<b>Julian Tavarez L</b> (8,1)										1	0	0	0	0	1	0									
<b>José Hernández R</b> (1,5) OBP: 0.293, SLG: 0.363										4	1	2	0	0	0	0									
<b>2 Jack Wilson R</b> (1,6) OBP: 0.290, SLG: 0.333										3	1	1	0	0	0	2									
<b>Nelson Figueroa R</b> (1,1)										1	0	0	0	0	1	0									
<b>Carlos Rivera L</b> (5, PH) OBP: 0.250, SLG: 0.319										1	0	0	1	0	0	1									
<b>Mark Corey R</b> (6,1)										0	0	0	0	0	0	0									
<b>Tike Redman L</b> (7,8) OBP: 0.297, SLG: 0.450										2	0	0	0	0	0	1									
<b>Inning Stats</b>	R: 0 E: 0 K: 1 S: 6	H: 0 LOB: 0 BB: 0 P: 8	R: 0 E: 0 K: 1 S: 7	H: 0 LOB: 0 BB: 0 P: 9	R: 0 E: 0 K: 1 S: 7	H: 0 LOB: 0 BB: 0 P: 11	R: 0 E: 0 K: 1 S: 10	H: 2 LOB: 2 BB: 0 P: 17	R: 3 E: 1 K: 0 S: 12	H: 2 LOB: 1 BB: 1 P: 24	R: 0 E: 0 K: 1 S: 11	H: 1 LOB: 0 BB: 0 P: 19	R: 3 E: 0 K: 1 S: 12	H: 2 LOB: 0 BB: 1 P: 22	R: 0 E: 0 K: 1 S: 9	H: 1 LOB: 1 BB: 0 P: 12	1B: 7 2B: 0 3B: 0 HR: 1	SF: 1 SAC: 1 DP: 0 HBP: 1	WP: 0 PB: 0 SB: 1 CS: 0	PA: 36					
<b>PITCHER</b>	IP	WLS	BF	H	R	ER	SO	BB	IBB	HBP	BLK	WP	HR	S	P	ERA	WHIP								
<b>Matt Kinney R</b> (1,1) ERA: 4.9	5.2	L	25	5	3	1	5	1	0	1	0	0	0	2	2	0.00	0.000								
<b>Luis Vizcaino R</b> (6,1) ERA: 7.09	0.1		1	0	0	0	0	0	0	0	0	0	0	2	2	0.00	0.000								
<b>Mike DeJean R</b> (7,1) ERA: 5.03	1.0		6	2	3	3	1	1	0	0	0	0	1	12	22	27.00	3.000								
<b>Brooks Kieschnick R</b> (8,1) ERA: 4.43	1.0		4	1	0	0	1	0	0	0	0	0	0	9	12	0.00	1.000								





Batter	1	2	3	4	5	6	7	8	9	AB R H RBI BB SO LOB	TOP									
Scott Podsednik, L (1.8) OBP: 0.370, SLG: 0.404	1-0 FC5-4 1B		3-1 G6-3 1B		0-2 G4-3		1-2 2B		0-1 HR	5 2 4 4 0 0 0	<b>Milwaukee Brewers @ Pittsburgh Pirates</b> PNC Park, Pittsburgh, PA Sat Aug 16 2003, 12:35 PM EDT Att: 28,143 - Cloudy - 82 F									
2 Bill Hall, R (1.4) OBP: 0.205, SLG: 0.333	1-1 FC5-4 CS		2-1 G6-3		0-0 F8		0-1 G5-3		3-2 F8	5 0 0 0 0 0 3										
Geoff Jenkins, L (1.7) OBP: 0.359, SLG: 0.488	2-1 G3		0-0 BB		0-1 G4-3		1-1 G4-3		4-0 BB	4 0 1 1 1 0 2										
Richie Sexson, R (1.3) OBP: 0.375, SLG: 0.529		2-2 1B HBP	4-2 FC5-4 BB		1-0 2B		2-1 G5-3		1-1 F7	3 1 1 0 1 0 1										
John Vander Wal, L (1.9) OBP: 0.364, SLG: 0.498		0-3 K	1-2 F7		2-3 K		3-3 K			4 0 0 0 0 3 4										
Brady Clark, R (9.9) OBP: 0.336, SLG: 0.402										0 0 0 0 0 0 0										
Keith Ginter, R (1.5) OBP: 0.329, SLG: 0.437	2-1 1B		2-2 FC5-4		1-3 K		1-0 F9			4 0 1 0 0 1 3										
Keith Osk, R (1.2) OBP: 0.340, SLG: 0.323	3-1 F8			1-1 G6-4-3 1B		2-3 K		0-1 E5 BB HR		3 0 1 0 0 1 3										
Eric Young Sr., R (9. PH) OBP: 0.342, SLG: 0.421										1 1 0 0 0 0 0										
Eddie Pérez, R (9.2) OBP: 0.309, SLG: 0.425										0 0 0 0 0 0 0										
Royce Clayton, R (1.6) OBP: 0.287, SLG: 0.331	0-1 2H 1B		0-1 G6-4-3		4-2 2B BB		1-3 K		2-2 F9	3 1 1 1 1 0 2										
Doug Davis, R (1.1) OBP: 0.300, SLG: 0.400										2 0 0 0 0 0 2										
Mark Smith, R (7. PH) OBP: 0.300, SLG: 0.400										1 0 0 0 0 0 1										
Valerio De Los Santos, L (7.1) OBP: 0.300, SLG: 0.400										0 0 0 0 0 0 0										
Luis Vizcaino, R (8.1) OBP: 0.300, SLG: 0.400										0 0 0 0 0 0 0										
Brooks Kieschnick, L (9. PH) OBP: 0.300, SLG: 0.400										0 1 0 0 0 1 0										
Dan Kolb, R (9.1) OBP: 0.300, SLG: 0.400										0 0 0 0 0 0 0										
<b>Inning Stats</b>	R: 0 E: 0 K: 0 S: 5	H: 1 LOB: 0 BB: 0 P: 9	R: 1 E: 0 K: 2 S: 14	H: 2 LOB: 2 BB: 0 P: 23	R: 1 E: 0 K: 1 S: 16	H: 2 LOB: 0 BB: 0 P: 27	R: 0 E: 0 K: 1 S: 9	H: 1 LOB: 0 BB: 0 P: 12	R: 0 E: 0 K: 3 S: 10	H: 1 LOB: 1 BB: 0 P: 16	R: 1 E: 0 K: 1 S: 12	H: 1 LOB: 1 BB: 1 P: 19	R: 0 E: 0 K: 1 S: 6	H: 0 LOB: 0 BB: 0 P: 12	R: 3 E: 1 K: 0 S: 16	H: 1 LOB: 1 BB: 2 P: 29	1B: 6 2B: 2 3B: 0 HR: 1	SF: 0 SAC: 0 DP: 1 HBP: 1	WP: 0 PB: 0 SB: 2 CS: 1	PA: 40
<b>PITCHER</b>	IP WLS BF H R ER SO BB IBB HBP BLK WP HR S P ERA WHIP											IP WLS BF H R ER SO BB IBB HBP BLK WP HR S P ERA WHIP								
Kip Wells, R (1.1) ERA: 3.8	7.0 30 8 3 3 7 2 0 1 0 0 0 72 112 3.86 1.429																			
Brian Boehringer, R (8.1) ERA: 5.54	1.0 H 3 0 0 0 1 0 0 0 0 0 0 6 12 0.00 0.000																			
Mike Lincoln, R (9.1) ERA: 4.64	0.1 L 3 0 2 2 0 1 0 0 0 0 0 0 8 13 54.00 3.000																			
Joe Beigel, L (9.1) ERA: 4.1	0.1 B 3 1 1 0 0 1 0 0 0 0 0 1 6 13 0.00 6.000																			
Mark Corey, R (9.1) ERA: 5.4	0.1 1 0 0 0 0 0 0 0 0 0 0 0 2 3 0.00 0.000																			

Batter	1	2	3	4	5	6	7	8	9	AB R H RBI BB SO LOB	BOTTOM									
Tike Redman, L (1.8) OBP: 0.319, SLG: 0.453	4-1 18 G3 18 E BB		0-1 18 E 1B		0-0 B3		0-2 18 1B G4-6-3 1B		2-1 G4-3	4 1 2 0 1 0 0	<b>Milwaukee Brewers @ Pittsburgh Pirates</b> PNC Park, Pittsburgh, PA Sat Aug 16 2003, 12:35 PM EDT Att: 28,143 - Cloudy - 82 F									
18 Jason Kendall, R (1.2) OBP: 0.394, SLG: 0.392	0-2 G3		0-2 E4		2-2 L9		1-2 G4-6-3 1B		2-2 BB DI 1B	5 0 2 0 0 0 2										
Brian Giles, L (1.7) OBP: 0.433, SLG: 0.524	1-3 K		1-3 K		0-0 2B 1B		1-0 G4-6-3		4-2 BB BB	4 0 1 0 1 2 4										
Reggie Sanders, R (1.9) OBP: 0.329, SLG: 0.573	1-3 K		0-0 G6-3		0-1 2B		1-0 HR		4-2 BB BB	4 1 2 1 1 1 3										
Craig Wilson, R (1.3) OBP: 0.390, SLG: 0.450		4-2 2B BB		4-1 HR BB		4-2 BB		2-3 K		1 1 0 0 0 3 1 0										
Brian Boehringer, S (8.1) ERA: 5.54										0 0 0 0 0 0 0										
Mike Lincoln, R (9.1) ERA: 4.64										0 0 0 0 0 0 0										
Joe Beigel, L (9.1) ERA: 4.1										0 0 0 0 0 0 0										
Mark Corey, R (9.1) ERA: 5.4										0 0 0 0 0 0 0										
Matt Stairs, L (9. PH) OBP: 0.300, SLG: 0.592										1 0 0 0 0 0 3										
José Hernández, R (1.5) OBP: 0.293, SLG: 0.369	1-3 K		0-1 HR		3-1 F8				3-2 F8	4 1 1 2 0 1 4										
2 Jack Wilson, R (1.6) OBP: 0.292, SLG: 0.337	2-1 1H 2B		1-2 G6-3		2-2 CS 1B				0-0 L3	4 0 2 0 0 0 0										
Jeff Reboulet, R (1.4) OBP: 0.347, SLG: 0.344	0-1 G5-3		3-2 L5		1-2 K				1-2 G6-3	4 0 0 0 0 1 2										
Kip Wells, R (1.1) OBP: 0.208, SLG: 0.321			1-2 G5-3		0-1 L9				3-2 G4-3	3 0 0 0 0 0 0										
Carlos Rivera, L (8.3) OBP: 0.245, SLG: 0.313										1 0 0 0 0 0 0										
<b>Inning Stats</b>	R: 0 E: 1 K: 2 S: 11	H: 0 LOB: 1 BB: 1 P: 18	R: 0 E: 0 K: 1 S: 9	H: 1 LOB: 1 BB: 1 P: 16	R: 0 E: 1 K: 1 S: 12	H: 1 LOB: 0 BB: 0 P: 14	R: 2 E: 0 K: 0 S: 11	H: 1 LOB: 0 BB: 1 P: 19	R: 0 E: 0 K: 1 S: 10	H: 1 LOB: 0 BB: 0 P: 13	R: 2 E: 0 K: 1 S: 11	H: 3 LOB: 0 BB: 0 P: 16	R: 0 E: 0 K: 0 S: 9	H: 0 LOB: 0 BB: 0 P: 13	R: 0 E: 0 K: 0 S: 18	H: 1 LOB: 3 BB: 2 P: 35	1B: 6 2B: 2 3B: 0 HR: 2	SF: 0 SAC: 0 DP: 1 HBP: 0	WP: 0 PB: 0 SB: 0 CS: 1	PA: 41
<b>PITCHER</b>	IP WLS BF H R ER SO BB IBB HBP BLK WP HR S P ERA WHIP											IP WLS BF H R ER SO BB IBB HBP BLK WP HR S P ERA WHIP								
Doug Davis, L (1.1) ERA: 5.14	6.0 27 6 2 2 5 4 0 0 0 0 0 1 11 16 18.00 3.000																			
Valerio De Los Santos, L (7.1) ERA: 4.69	1.0 B 5 3 2 2 1 0 0 0 0 0 0 1 11 16 18.00 3.000																			
Luis Vizcaino, R (8.1) ERA: 6.94	1.0 W 3 0 0 0 0 0 0 0 0 0 0 0 9 13 0.00 0.000																			
Dan Kolb, R (9.1) ERA: 2.08	1.0 S 6 1 0 0 0 2 0 0 0 0 0 0 0 18 35 0.00 3.000																			





Batter	1	2	3	4	5	6	7	8	9	AB	R	H	RBI	BB	SO	LOB	TOP					
<b>Eric Young Sr. R</b> OBP: 0.344, SLG: 0.421 (1, 4)										3	2	1	0	1	1	2	<b>Milwaukee Brewers @ Pittsburgh Pirates</b> PNC Park, Pittsburgh, PA Sun Aug 17 2003, 1:35 PM EDT Att: 24,092 - Overcast - 71 F					
<b>Scott Podsednik L</b> OBP: 0.371, SLG: 0.405 (1, 8)										4	0	2	1	0	1	0						
<b>Geoff Jenkins L</b> OBP: 0.360, SLG: 0.490 (1, 7)										4	0	2	1	0	0	1						
<b>Richie Sexson R</b> OBP: 0.375, SLG: 0.526 (1, 3)										3	0	0	0	1	1	2						
<b>Brady Clark R</b> OBP: 0.335, SLG: 0.399 (1, 9)										4	0	1	0	0	1	1						
<b>Keith Ginter R</b> OBP: 0.347, SLG: 0.430 (1, 5)										4	0	0	0	0	2	3						
<b>Keith Osik R</b> OBP: 0.333, SLG: 0.316 (1, 2)										4	0	0	0	0	0	3						
<b>2 Bill Hall R</b> OBP: 0.209, SLG: 0.326 (1, 6)										4	0	1	0	0	0	0						
<b>Wayne Franklin L</b> OBP: 0.160, SLG: 0.160 (1, 1)										2	0	1	0	0	1	0						
<b>John Vander Wal L</b> OBP: 0.363, SLG: 0.497 (7, PH)										1	0	0	0	0	0	0						
<b>Leo Estrella R</b> OBP: 0.273, SLG: 0.364 (9, PH)										0	0	0	0	0	0	0						
<b>Mark Smith R</b> OBP: 0.273, SLG: 0.364 (9, PH)										1	0	0	0	0	1	0						
<b>Inning Stats</b>	R: 0 E: 0 K: 1 S: 6	H: 0 LOB: 0 BB: 0 P: 7	R: 0 E: 0 K: 12 S: 12	H: 0 LOB: 0 BB: 0 P: 15	R: 0 E: 0 K: 1 S: 7	H: 0 LOB: 0 BB: 0 P: 10	R: 1 E: 0 K: 12 S: 12	H: 3 LOB: 1 BB: 0 P: 19	R: 0 E: 0 K: 0 S: 6	H: 2 LOB: 2 BB: 0 P: 8	R: 0 E: 0 K: 2 S: 16	H: 2 LOB: 3 BB: 1 P: 24	R: 1 E: 0 K: 0 S: 9	H: 1 LOB: 1 BB: 1 P: 18	R: 0 E: 0 K: 0 S: 6	H: 0 LOB: 0 BB: 0 P: 6	R: 0 E: 0 K: 12 S: 12	H: 0 LOB: 0 BB: 0 P: 17	1B: 7 2B: 1 3B: 0 HR: 0	SF: 0 SAC: 0 DP: 1 HBP: 0	WP: 0 PB: 0 SB: 1 CS: 0	PA: 36
<b>PITCHER</b>	IP WLS BF H R ER SO BB IBB HBP BLK WP HR S P ERA WHIP																					
<b>Josh Fogg R</b> ERA: 5.45 (1, 1)	6.2 W 29 8 2 2 7 2 0 0 0 0 0 0 65 97 2.70 1.500																					
<b>Michael Gonzalez L</b> ERA: (7, 1)	0.1 H 1 0 0 0 0 0 0 0 0 0 0 0 3 4 0.00 0.000																					
<b>Julian Tavarez R</b> ERA: 3.47 (8, 1)	2.0 S 6 0 0 0 1 0 0 0 0 0 0 0 0 18 23 0.00 0.000																					

AB	34
R	2
H	8
RBI	2
BB	2
SO	8
LOB	12



Batter	1	2	3	4	5	6	7	8	9	AB	R	H	RBI	BB	SO	LOB	BOTTOM			
<b>18 Jason Kendall R</b> OBP: 0.395, SLG: 0.393 (1, 2)										4	0	2	0	0	0	2	<b>Milwaukee Brewers @ Pittsburgh Pirates</b> PNC Park, Pittsburgh, PA Sun Aug 17 2003, 1:35 PM EDT Att: 24,092 - Overcast - 71 F			
<b>Tike Redman L</b> OBP: 0.319, SLG: 0.493 (1, 8)										3	1	1	2	0	0	1				
<b>Brian Giles L</b> OBP: 0.431, SLG: 0.521 (1, 7)										4	1	1	0	0	0	3				
<b>Reggie Sanders R</b> OBP: 0.328, SLG: 0.578 (1, 9)										4	1	1	2	0	0	2				
<b>Craig Wilson R</b> OBP: 0.355, SLG: 0.462 (1, 3)										3	0	2	0	0	0	0				
<b>Carlos Rivera L</b> OBP: 0.241, SLG: 0.306 (8, 3)										1	0	0	0	0	0	0				
<b>José Hernández R</b> OBP: 0.294, SLG: 0.369 (1, 5)										3	0	1	0	1	0	0				
<b>2 Jack Wilson R</b> OBP: 0.294, SLG: 0.344 (1, 6)										3	1	1	1	1	0	2				
<b>Jeff Reboulet R</b> OBP: 0.350, SLG: 0.347 (1, 4)										4	1	2	0	0	0	4				
<b>Josh Fogg R</b> OBP: 0.267, SLG: 0.241 (1, 1)										2	0	1	0	0	1	1				
<b>Michael Gonzalez R</b> ERA: 5.39 (7, 1)										0	0	0	0	0	0	0				
<b>Abraham Nunez S</b> OBP: 0.330, SLG: 0.338 (7, PH)										0	0	0	0	0	0	0				
<b>Julian Tavarez L</b> ERA: 3.0 (8, 1)										0	0	0	0	0	0	0				
<b>Inning Stats</b>	R: 0 E: 0 K: 0 S: 5	H: 1 LOB: 0 BB: 0 P: 8	R: 0 E: 0 K: 0 S: 6	H: 1 LOB: 0 BB: 0 P: 7	R: 1 E: 0 K: 1 S: 13	H: 2 LOB: 0 BB: 0 P: 17	R: 2 E: 0 K: 0 S: 16	H: 3 LOB: 2 BB: 1 P: 26	R: 0 E: 0 K: 0 S: 8	H: 2 LOB: 2 BB: 0 P: 12	R: 0 E: 0 K: 0 S: 7	H: 0 LOB: 0 BB: 0 P: 12	R: 2 E: 0 K: 0 S: 11	H: 2 LOB: 0 BB: 0 P: 15	R: 0 E: 0 K: 0 S: 14	H: 1 LOB: 2 BB: 1 P: 25	1B: 9 2B: 0 3B: 0 HR: 3	SF: 0 SAC: 2 DP: 1 HBP: 0	WP: 0 PB: 0 SB: 0 CS: 1	PA: 36
<b>PITCHER</b>	IP WLS BF H R ER SO BB IBB HBP BLK WP HR S P ERA WHIP																			
<b>Wayne Franklin L</b> ERA: 5.39 (1, 1)	6.0 L 25 9 3 3 1 1 0 0 0 0 0 1 25 82 4.50 1.667																			
<b>Leo Estrella R</b> ERA: 3.0 (7, 1)	2.0 10 3 2 2 0 1 0 0 0 0 0 1 25 40 9.00 2.000																			





Batter	1	2	3	4	5	6	7	8	9	AB	R	H	RBI	BB	SO	LOB	TOP										
18 Jason Kendall, R OBP: 0.395, SLG: 0.392	G6-3	FC5-4			G5-3	G3-1 HBP		G3-1 1B		4	0	1	0	0	0	3											
Jeff Reboulet, R OBP: 0.347, SLG: 0.359 Pat Mahomes, R OBP: 0.500, SLG: 0.500	HR		G6-3		L6	G3-1		F8		5	1	1	1	0	0	3											
Brian Giles, L OBP: 0.431, SLG: 0.520	G3-1		F9		HR	2B		IBB		4	1	1	0	1	0	0											
Reggie Sanders, R OBP: 0.327, SLG: 0.571	G6-3		L5		HR	BB		K		4	1	0	0	1	1	3											
Craig Wilson, R OBP: 0.367, SLG: 0.484 Carlos Rivera, L OBP: 0.236, SLG: 0.300		BB 2B			2B FC5-2	HR		G6-4-3 1B		2	1	2	3	2	0	0											
José Hernández, R OBP: 0.294, SLG: 0.370	K		G5-3		G5-3			G6-4-3		4	0	1	0	0	1	2											
J.J. Davis, R Joe Beimel, L Julian Tavarez, L Abraham Nunez, S OBP: 0.320, SLG: 0.308	P3		K		F8	P4				4	0	0	0	0	1	3	AB 35 R 5 H 9 RBI 5 BB 5 SO 5 LOB 18										
2 Jack Wilson, R OBP: 0.296, SLG: 0.353	BB 1B		FC5-2		HR			G1-6-3		4	1	2	1	0	0	2											
Brian Meadows, R OBP: 0.200, SLG: 0.111 Michael Gonzalez, R Mark Corey, R Tike Redman, L OBP: 0.315, SLG: 0.485	BB 1B		P3		G3-1 18 HBP	1B		K		2	0	1	0	1	0	2											
<b>Inning Stats</b>	R: 1 E: 0 K: 0 S: 10	H: 1 LOB: 0 BB: 0 P: 18	R: 0 E: 0 K: 1 S: 12	H: 1 LOB: 3 BB: 2 P: 20	R: 0 E: 0 K: 1 S: 6	H: 0 LOB: 0 BB: 0 P: 9	R: 0 E: 0 K: 1 S: 10	H: 1 LOB: 2 BB: 1 P: 16	R: 3 E: 0 K: 0 S: 14	H: 2 LOB: 0 BB: 1 P: 24	R: 1 E: 0 K: 1 S: 10	H: 2 LOB: 3 BB: 1 P: 19	R: 0 E: 0 K: 1 S: 9	H: 1 LOB: 0 BB: 0 P: 16	R: 0 E: 0 K: 1 S: 9	H: 1 LOB: 1 BB: 0 P: 14	R: 0 E: 0 K: 1 S: 9	H: 0 LOB: 0 BB: 0 P: 13	1B: 4 2B: 2 3B: 0 HR: 3	SF: 0 SAC: 0 DP: 1 HBP: 1	WP: 0 PB: 0 SB: 1 CS: 0	PA: 41					
<b>PITCHER</b>	IP	WLS	BF	H	R	ER	SO	BB	IBB	HBP	BLK	WP	HR	S	P	ERA	WHIP										
Jeff Fassero, L ERA: 5.91	5.0		24	5	4	4	2	4	0	0	0	0	2	52	87	7.20	1.800										
Esteban Yan, R ERA: 6.05	2.0	10	3	1	1	1	0	1	1	0	0	0	1	19	35	4.50	1.500										
Cal Eldred, R ERA: 4.5	1.0	W	4	1	0	0	1	0	0	0	0	0	0	9	14	0.00	1.000										
Steve Kline, L ERA: 4.04	1.0		3	0	0	0	1	0	0	0	0	0	0	9	13	0.00	0.000										

Pittsburgh Pirates @ St. Louis Cardinals  
 Busch Stadium, St. Louis, MO  
 Tue Aug 19 2003, 7:10 PM CDT  
 Att: 28,869 - Cloudy - 89 F

AB 35  
 R 5  
 H 9  
 RBI 5  
 BB 5  
 SO 5  
 LOB 18



Batter	1	2	3	4	5	6	7	8	9	AB	R	H	RBI	BB	SO	LOB	BOTTOM										
Bo Hart, R OBP: 0.332, SLG: 0.415	F9	G1-3			F9		K	2B		5	1	1	1	0	1	1											
Miguel Cairo, R OBP: 0.304, SLG: 0.403 Esteban Yan, R OBP: 1.000, SLG: 1.000 Orlando Palmeiro, L OBP: 0.349, SLG: 0.349	15 F8 27 1B		G1-3		G5-3			1B 2B		3	1	1	0	0	0	0											
Edgar Renteria, R OBP: 0.388, SLG: 0.493	27 1B		G5-3			15 WP G3		1B 2B		5	3	4	2	0	0	0											
15 Jim Edmonds, L OBP: 0.391, SLG: 0.616	F8		K			G3 BB		BB K		3	1	0	0	2	2	4											
27 Scott Rolen, R OBP: 0.389, SLG: 0.542	1B		G4-3		P4			BB K		5	1	3	6	0	0	2											
Tino Martinez, L OBP: 0.354, SLG: 0.456	G4-3		HR		G3			1B F7		4	2	1	2	1	0	4											
Eduardo Perez, R OBP: 0.369, SLG: 0.472 Steve Kline, S OBP: 0.500, SLG: 1.000		G6-3		G5-4-3 BB		G5-3		1B 2B BB		2	1	0	0	2	0	1											
Mike Matheny, R OBP: 0.311, SLG: 0.343	SH1-4 1B		G5-4-3				G5-3	K		4	0	1	0	0	1	4											
Jeff Fassero, L Kerry Robinson, L OBP: 0.271, SLG: 0.293 Cal Eldred, R So Taguchi, R OBP: 0.500, SLG: 0.600	SH1-4				G6-3		F7	2B 1B		0	0	0	0	0	0	0											
<b>Inning Stats</b>	R: 1 E: 0 K: 0 S: 13	H: 3 LOB: 2 BB: 0 P: 20	R: 0 E: 0 K: 0 S: 7	H: 1 LOB: 1 BB: 0 P: 8	R: 0 E: 0 K: 1 S: 8	H: 0 LOB: 0 BB: 0 P: 11	R: 1 E: 0 K: 0 S: 8	H: 1 LOB: 1 BB: 1 P: 14	R: 0 E: 0 K: 0 S: 6	H: 0 LOB: 0 BB: 0 P: 8	R: 1 E: 0 K: 0 S: 9	H: 1 LOB: 1 BB: 1 P: 15	R: 0 E: 0 K: 1 S: 6	H: 0 LOB: 0 BB: 0 P: 11	R: 10 E: 0 K: 2 S: 22	H: 7 LOB: 1 BB: 4 P: 49	R: 0 E: 0 K: 1 S: 9	H: 0 LOB: 0 BB: 0 P: 13	1B: 8 2B: 4 3B: 0 HR: 1	SF: 0 SAC: 1 DP: 1 HBP: 0	WP: 1 PB: 0 SB: 0 CS: 0	PA: 42					
<b>PITCHER</b>	IP	WLS	BF	H	R	ER	SO	BB	IBB	HBP	BLK	WP	HR	S	P	ERA	WHIP										
Brian Meadows, R ERA: 5.0	5.0		21	6	3	3	1	1	0	0	0	0	0	44	63	5.40	1.400										
Michael Gonzalez, L ERA: 4.76	0.2	H	3	0	0	0	0	1	0	0	0	0	0	6	11	0.00	1.500										
Mark Corey, R ERA: 4.61	1.1	H	4	0	0	0	1	0	0	0	0	0	0	7	13	0.00	0.000										
Joe Beimel, L Julian Tavarez, R ERA: 4.46	0.0	L	3	2	3	3	0	1	0	0	0	0	0	4	10	=	=										
	0.1	B	8	4	5	5	1	1	2	0	0	0	0	10	26	135.00	15.000										
<b>PITCHER</b>	IP	WLS	BF	H	R	ER	SO	BB	IBB	HBP	BLK	WP	HR	S	P	ERA	WHIP										
Pat Mahomes, R ERA: 6.28	0.2		3	1	2	2	1	0	0	0	0	0	0	8	13	27.00	1.500										

Pittsburgh Pirates @ St. Louis Cardinals  
 Busch Stadium, St. Louis, MO  
 Tue Aug 19 2003, 7:10 PM CDT  
 Att: 28,869 - Cloudy - 89 F

AB 35  
 R 13  
 H 13  
 RBI 13  
 BB 6  
 SO 4  
 LOB 16









Batter	1	2	3	4	5	6	7	8	9	AB	R	H	RBI	BB	SO	LOB	TOP			
<b>Tike Redman, L</b> OBP: 0.310, SLG: 0.494 (1, 8)	L7		P4		G1-3		2B		3B	5	1	2	0	0	0	0				
<b>18 Jason Kendall, R</b> OBP: 0.402, SLG: 0.406 (1, 2)	K		1B		1B		2B		BB	4	0	3	1	1	1	0				
<b>Brian Giles, L</b> OBP: 0.430, SLG: 0.523 (1, 7)	1B		BB		P6		2B		K	4	0	1	0	1	2	4				
<b>Matt Stairs, L</b> OBP: 0.380, SLG: 0.572 (1, 3)	1B		BB		G4-3				P2	4	0	1	0	1	0	3				
<b>Craig Wilson, R</b> OBP: 0.358, SLG: 0.472 (1, 9)	K		FC6-4				K		F7	5	0	0	0	0	3	7				
<b>José Hernández, R</b> OBP: 0.295, SLG: 0.376 (1, 5)			F9		F8					4	1	1	0	0	0	0				
<b>Rob Mackowiak, L</b> OBP: 0.297, SLG: 0.344 (8, PH)			G3		G1-3				2B	3	0	0	0	0	0	0				
<b>Reggie Sanders, R</b> OBP: 0.334, SLG: 0.589 (8, 1)									BB	0	1	0	0	1	0	0				
<b>Mike Lincoln, R</b> (8, 1)										0	0	0	0	0	0	0				
<b>Joe Beimel, L</b> (9, 1)										0	0	0	0	0	0	0				
<b>Abraham Nunez, S</b> OBP: 0.321, SLG: 0.319 (1, 6)			G3		1B					4	0	2	2	0	1	0				
<b>Nelson Figueroa, R</b> (1, 1)					G6-3				F7	2	0	0	0	0	1	1				
<b>Brian Boehringer, S</b> (6, 1)										0	0	0	0	0	0	0				
<b>J.J. Davis, R</b> (7, PH)										1	0	0	0	0	1	0				
<b>Michael Gonzalez, R</b> (7, 1)										0	0	0	0	0	0	0				
<b>Jeff Rebutel, R</b> OBP: 0.345, SLG: 0.357 (8, PH)										1	0	0	0	0	0	1				
<b>Jeff Rebutel, R</b> OBP: 0.345, SLG: 0.357 (8, 4)										1	0	0	0	0	0	1				
<b>Inning Stats</b>	R: 0 E: 0 K: 2 S: 13	H: 2 LOB: 2 BB: 0 P: 21	R: 0 E: 0 K: 0 S: 12	H: 0 LOB: 0 BB: 0 P: 16	R: 0 E: 0 K: 1 S: 18	H: 1 LOB: 3 BB: 2 P: 29	R: 0 E: 0 K: 0 S: 12	H: 1 LOB: 1 BB: 0 P: 15	R: 0 E: 0 K: 1 S: 11	H: 0 LOB: 0 BB: 0 P: 16	R: 1 E: 0 K: 3 S: 18	H: 2 LOB: 1 BB: 0 P: 29	R: 2 E: 0 K: 1 S: 18	H: 2 LOB: 1 BB: 1 P: 32	R: 0 E: 0 K: 1 S: 14	H: 1 LOB: 2 BB: 1 P: 24	1B: 5 2B: 3 3B: 2 HR: 0	SF: 0 SAC: 0 DP: 0 HBP: 0	WP: 0 PB: 0 SB: 0 CS: 0	PA: 41
<b>PITCHER</b>	IP	WLS	BF	H	R	ER	SO	BB	IBB	HBP	BLK	WP	HR	S	P	ERA	WHIP			
<b>Woody Williams, R</b> ERA: 3.52 (1, 1)	6.2		29	7	1	1	6	2	0	0	0	0	0	90	134	1.35	1.350			
<b>Steve Kline, L</b> ERA: 3.91 (7, 1)	0.2	H	2	0	0	0	1	0	0	0	0	0	0	6	11	0.00	0.000			
<b>Jason Simontacchi, R</b> ERA: 5.98 (8, 1)	0.2	B	5	2	2	2	1	1	0	0	0	0	0	16	28	27.00	4.500			
<b>Cal Eldred, R</b> ERA: 4.41 (9, 1)	1.0	W	5	1	0	0	1	1	0	0	0	0	0	14	24	0.00	2.000			

Pittsburgh Pirates @ St. Louis Cardinals  
 Busch Stadium, St. Louis, MO  
 Thu Aug 21 2003, 7:10 PM CDT  
 Att: 26,849 - Cloudy - 95 F

AB	37
R	3
H	10
RBI	3
BB	4
SO	9
LOB	16



Batter	1	2	3	4	5	6	7	8	9	AB	R	H	RBI	BB	SO	LOB	BOTTOM					
<b>Kerry Robinson, L</b> OBP: 0.280, SLG: 0.303 (1, 7)	G3-4-1		2B		BB				15 HR	4	1	2	0	1	0	1						
<b>Miguel Cairo, R</b> OBP: 0.313, SLG: 0.417 (1, 4)	27 BB		27 BB		G4-3				K	3	2	1	1	2	1	5						
<b>15 Jim Edmonds, L</b> OBP: 0.389, SLG: 0.624 (1, 8)	P4		F9		HR				K	5	2	2	4	0	1	2						
<b>27 Scott Rolen, R</b> OBP: 0.389, SLG: 0.542 (1, 5)	1-H		2B		1B				F9	4	0	2	1	0	0	0						
<b>Tino Martinez, L</b> OBP: 0.353, SLG: 0.453 (1, 3)	P6		F8		G4-3				P5	4	0	0	0	0	0	3						
<b>Edgar Renteria, R</b> OBP: 0.385, SLG: 0.487 (1, 6)			F9		SH3-4				F8	4	0	1	0	0	0	0						
<b>Orlando Palmeiro, L</b> ERA: 3.38 (1, 9)			P6		SH3-4				G6-3	3	0	2	0	1	0	0						
<b>Cal Eldred, R</b> OBP: 0.500, SLG: 0.500 (9, 1)					BB				CS	0	0	0	0	0	0	0						
<b>Mike Matheny, R</b> OBP: 0.310, SLG: 0.340 (1, 2)			BB		SH3-4				L5	2	0	0	0	1	0	2						
<b>Woody Williams, R</b> OBP: 0.286, SLG: 0.368 (1, 1)			K		K					3	0	0	0	0	3	4						
<b>Steve Kline, S</b> OBP: 0.500, SLG: 1.000 (7, 1)										0	0	0	0	0	0	0						
<b>Jason Simontacchi, R</b> OBP: 0.143, SLG: 0.171 (8, 1)										0	0	0	0	0	0	0						
<b>So Taguchi, R</b> OBP: 0.500, SLG: 0.571 (9, 9)									15 HR	1	1	1	0	0	0	0						
<b>Inning Stats</b>	R: 1 E: 0 K: 0 S: 10	H: 1 LOB: 1 BB: 1 P: 20	R: 0 E: 0 K: 1 S: 13	H: 0 LOB: 1 BB: 1 P: 20	R: 0 E: 0 K: 0 S: 8	H: 2 LOB: 2 BB: 1 P: 17	R: 0 E: 0 K: 1 S: 13	H: 1 LOB: 3 BB: 2 P: 24	R: 1 E: 0 K: 0 S: 6	H: 1 LOB: 0 BB: 0 P: 9	R: 0 E: 0 K: 1 S: 10	H: 1 LOB: 1 BB: 0 P: 13	R: 1 E: 0 K: 1 S: 14	H: 1 LOB: 0 BB: 0 P: 20	R: 0 E: 0 K: 0 S: 6	H: 1 LOB: 0 BB: 0 P: 11	R: 3 E: 0 K: 1 S: 10	H: 3 LOB: 0 BB: 0 P: 14	1B: 6 2B: 2 3B: 0 HR: 3	SF: 0 SAC: 1 DP: 0 HBP: 0	WP: 0 PB: 0 SB: 0 CS: 1	PA: 39
<b>PITCHER</b>	IP	WLS	BF	H	R	ER	SO	BB	IBB	HBP	BLK	WP	HR	S	P	ERA	WHIP					
<b>Nelson Figueroa, R</b> ERA: 3.38 (1, 1)	5.0		24	5	2	2	2	5	0	0	0	0	0	50	90	3.60	2.000					
<b>Brian Boehringer, R</b> ERA: 5.43 (6, 1)	1.0		4	1	0	0	1	0	0	0	0	0	0	10	13	0.00	1.000					
<b>Michael Gonzalez, L</b> ERA: 2.7 (7, 1)	1.0		4	1	1	1	1	0	0	0	0	0	1	14	20	9.00	1.000					
<b>Mike Lincoln, R</b> ERA: 5.16 (8, 1)	1.1	L	6	3	2	2	1	0	0	0	0	0	0	13	20	13.50	2.250					
<b>Joe Beimel, L</b> ERA: 4.76 (9, 1)	0.0		1	1	1	1	0	0	0	0	0	0	1	3	5	-	-					

Pittsburgh Pirates @ St. Louis Cardinals  
 Busch Stadium, St. Louis, MO  
 Thu Aug 21 2003, 7:10 PM CDT  
 Att: 26,849 - Cloudy - 95 F

AB	33
R	6
H	11
RBI	6
BB	5
SO	5
LOB	17









Batter	1	2	3	4	5	6	7	8	9	AB	R	H	RBI	BB	SO	LOB	TOP
18 Jason Kendall, R OBP: 0.400, SLG: 0.401	G6-3		1B	FC6-4			G5-3		G1-3	5	0	1	0	0	0	2	<b>Pittsburgh Pirates @ Milwaukee Brewers</b> Miller Park, Milwaukee, WI Sat Aug 23 2003, 6:05 PM CDT Att: 25,432 - Sunny - 72 F
Tike Redman, L OBP: 0.322, SLG: 0.506	HBP 1B		F7		G3-1		G4-3		1B 2B	5	2	2	0	0	0	1	
Brian Giles, L OBP: 0.429, SLG: 0.519	1B HBP		L6		F7		G1-3		FC6-4 1B	4	0	1	1	0	0	1	
Reggie Sanders, R OBP: 0.339, SLG: 0.592	1B 2H		1B		CS 2B		G5-3 2B		FC6-4 DI HR	5	1	4	1	0	0	1	
Matt Stairs, L OBP: 0.397, SLG: 0.582	K		G4-3		CS IBB		G5-3 HR BB		1-H HR	3	2	1	2	2	1	4	
José Hernández, R OBP: 0.292, SLG: 0.372	G6-3			WP 1B	CS 1-2 2-3		F9		F9	5	0	1	0	0	0	4	
Rob Mackowiak, L OBP: 0.311, SLG: 0.389		2-1 G6-4-3 1B		F7			G2-3 1B		HR	4	1	3	2	0	0	1	
2 Jack Wilson, R OBP: 0.298, SLG: 0.350	G6-4-3		F9		G2-3		G2-3		FC6-4 1B	4	0	1	0	0	0	3	
Josh Fogg, R ERA: 5.34 Carlos Rivera, L ERA: 4.3 Brian Boehringer, R ERA: 4.5 Craig Wilson, R ERA: 4.48 Julian Tavaréz, L ERA: 4.5 Michael Gonzalez, R ERA: 4.5 Mark Corey, R ERA: 4.5	G4-3		G4-3		18 FC6-4 BB		K		FC6-4	1	0	0	0	0	0	0	
<b>Inning Stats</b>	R: 1 E: 0 K: 1 S: 16	H: 2 LOB: 2 BB: 0 P: 25	R: 0 E: 0 K: 0 S: 6	H: 1 LOB: 0 BB: 0 P: 9	R: 0 E: 0 K: 0 S: 8	H: 1 LOB: 2 BB: 1 P: 15	R: 0 E: 0 K: 1 S: 6	H: 1 LOB: 1 BB: 0 P: 13	R: 0 E: 0 K: 0 S: 8	H: 0 LOB: 0 BB: 0 P: 10	R: 2 E: 0 K: 0 S: 10	H: 3 LOB: 1 BB: 1 P: 21	R: 3 E: 0 K: 0 S: 15	H: 3 LOB: 0 BB: 0 P: 21	1B: 9 2B: 3 3B: 0 HR: 2	SF: 0 SAC: 0 DP: 2 HBP: 1	
<b>PITCHER</b>	IP WLS BF H R ER SO BB IBB HBP BLK WP HR S P ERA WHIP																
Wes Obermueller, R ERA: 5.34	(1, 1) 6.0 27 8 1 1 2 1 1 1 0 0 1 0 50 88 1.50 1.500																
Valerio De Los Santos, L ERA: 4.3	(7, 1) 1.0 H 3 0 0 0 0 0 0 0 0 0 0 1 10 21 0.00 0.000																
Luis Vizcaino, R ERA: 7.28	(8, 1) 1.0 6 3 2 2 0 1 0 0 0 0 0 1 10 21 18.00 4.000																
Leo Estrella, R ERA: 3.61	(9, 1) 1.0 W 6 3 3 3 0 0 0 0 0 0 0 1 15 21 27.00 3.000																

Batter	1	2	3	4	5	6	7	8	9	AB	R	H	RBI	BB	SO	LOB	BOTTOM		
Scott Podsednik, L OBP: 0.377, SLG: 0.420	S 1B		L7		FC1-2 HR		2B SF8 BB		HBP IBB	3	3	1	0	2	0	2	<b>Pittsburgh Pirates @ Milwaukee Brewers</b> Miller Park, Milwaukee, WI Sat Aug 23 2003, 6:05 PM CDT Att: 25,432 - Sunny - 72 F		
Keith Ginter, R OBP: 0.357, SLG: 0.442	K		G6-3		F7		SF8 2B		HBP	4	0	1	0	0	1	3			
Geoff Jenkins, L OBP: 0.366, SLG: 0.510	2H 1B		2B		HR		IBB		K	4	1	3	4	1	1	3			
Richie Sexson, R OBP: 0.374, SLG: 0.523	K		L7		BB		SF8		K	3	0	0	1	1	2	2			
John Vander Wal, L OBP: 0.359, SLG: 0.490 Luis Vizcaino, R Leo Estrella, R Mark Smith, R OBP: 0.429, SLG: 0.769	F9			G4-3	G1-3		K		1B BB	4	0	0	0	0	0	0			
Wes Helms, R OBP: 0.328, SLG: 0.439	G6-3 E 1B			G5-3			K		SH1-3 1B 1B	5	1	3	0	0	1	0			
Eddie Pérez, R OBP: 0.306, SLG: 0.412	E5 G6-3			F8			L4		SH1-3 P6	4	0	0	0	0	0	3			
Royce Clayton, R OBP: 0.294, SLG: 0.332	G6-3				1B FC1-2 1B		P3		1B BB	4	0	2	1	1	0	2			
Wes Obermueller, R ERA: 5.34 Valerio De Los Santos, L 2 Bill Hall, R OBP: 0.340, SLG: 0.322 Brady Clark, R OBP: 0.338, SLG: 0.415	G5-3				FC1-2 HR 1B		P4		HBP 1B	2	1	1	0	0	0	1			
<b>Inning Stats</b>	R: 1 E: 0 K: 2 S: 12	H: 2 LOB: 1 BB: 0 P: 19	R: 0 E: 1 K: 0 S: 9	H: 1 LOB: 0 BB: 0 P: 13	R: 0 E: 0 K: 0 S: 5	H: 0 LOB: 0 BB: 0 P: 8	R: 3 E: 0 K: 0 S: 12	H: 3 LOB: 1 BB: 1 P: 22	R: 0 E: 0 K: 1 S: 8	H: 0 LOB: 0 BB: 0 P: 13	R: 1 E: 0 K: 1 S: 12	H: 1 LOB: 2 BB: 2 P: 22	R: 1 E: 0 K: 1 S: 11	H: 2 LOB: 3 BB: 2 P: 22	R: 1 E: 0 K: 0 S: 15	H: 2 LOB: 2 BB: 1 P: 26		1B: 9 2B: 2 3B: 0 HR: 1	SF: 1 SAC: 1 DP: 1 HBP: 1
<b>PITCHER</b>	IP WLS BF H R ER SO BB IBB HBP BLK WP HR S P ERA WHIP																		
Josh Fogg, R ERA: 5.34	(1, 1) 5.0 23 7 4 4 2 1 0 0 0 0 0 0 20 35 4.50 1.000																		
Brian Boehringer, R ERA: 5.4	(6, 1) 2.0 9 1 1 1 2 1 1 0 0 0 0 0 8 18 13.50 4.500																		
Julian Tavaréz, R ERA: 4.58	(8, 1) 0.2 6 2 1 1 0 1 1 1 0 0 0 0 3 4 0.00 0.000																		
Michael Gonzalez, L ERA: 2.45	(8, 1) 0.1 1 0 0 0 0 0 0 0 0 0 0 0 3 4 0.00 0.000																		
Mark Corey, R ERA: 4.5	(9, 1) 0.2 L 5 2 1 1 1 1 0 0 0 0 0 0 0 15 26 13.50 4.500																		







Batter	1	2	3	4	5	6	7	8	9	AB	R	H	RBI	BB	SO	LOB	TOP					
Juan Pierre, L (1,8) OBP: 0.358, SLG: 0.355	F8		G1			F7		FC5 E BB		3	0	0	0	1	0	0	<b>Florida Marlins @ Pittsburgh Pirates</b> PNC Park, Pittsburgh, PA Tue Aug 26 2003, 7:05 PM EDT Att: 12,219 - Cloudy - 78 F					
Luis Castillo, S (1,4) OBP: 0.386, SLG: 0.410	BB			G1-3		1B		E6		3	0	1	0	1	0	1						
Ivan Rodriguez, R (1,2) OBP: 0.387, SLG: 0.505	P3			G4-3		F9		FC5		4	0	0	0	0	0	4						
Mike Lowell, R (1,5) OBP: 0.350, SLG: 0.539 Mike Mordecai, R (9, PR) OBP: 0.293, SLG: 0.348	F9			K		G5-3			F8 WP G5-3 1B	4	0	1	0	0	1	2						
Juan Encarnacion, R (1,9) OBP: 0.316, SLG: 0.440		G6-3			HR 1B		F8		F8	4	1	1	0	0	0	1						
Derrek Lee, R (1,3) OBP: 0.365, SLG: 0.485		K			HR		G5-3		G5-3	4	1	1	3	0	1	1						
Miguel Cabrera, R (1,7) OBP: 0.330, SLG: 0.493		G6-3			F7		L5		F8	4	0	0	0	0	0	1						
Alex Gonzalez, R (1,6) OBP: 0.314, SLG: 0.461			F9		G5-3			K		3	0	0	0	0	1	0						
Mark Redman, L (1,1) OBP: 0.020, SLG: 0.020 Brian Banks, S (8, PH) OBP: 0.350, SLG: 0.398 40 Nate Bump, L (8,1) Michael Tejera, L (8,1) OBP: 0.067, SLG: 0.067		G5-3		G5-3		G4-3		G3		2	0	0	0	0	0	0						
<b>Inning Stats</b>	R: 0 E: 0 K: 0 S: 8	H: 0 LOB: 1 BB: 1 P: 15	R: 0 E: 0 K: 1 S: 8	H: 0 LOB: 0 BB: 0 P: 13	R: 0 E: 0 K: 0 S: 7	H: 0 LOB: 0 BB: 0 P: 12	R: 0 E: 0 K: 1 S: 13	H: 0 LOB: 0 BB: 0 P: 14	R: 2 E: 0 K: 0 S: 11	H: 2 LOB: 1 BB: 0 P: 18	R: 0 E: 0 K: 0 S: 6	H: 1 LOB: 1 BB: 0 P: 9	R: 0 E: 0 K: 0 S: 8	H: 0 LOB: 0 BB: 0 P: 15	R: 0 E: 1 K: 1 S: 11	H: 0 LOB: 2 BB: 1 P: 17		R: 1 E: 0 K: 0 S: 9	H: 1 LOB: 1 BB: 0 P: 12	1B: 3 2B: 0 3B: 0 HR: 1	SF: 0 SAC: 0 DP: 0 HBP: 0	WP: 1 PB: 0 CS: 0
<b>PITCHER</b>	IP	WLS	BF	H	R	ER	SO	BB	IBB	HBP	BLK	WP	HR	S	P	ERA	WHIP					
Pat Mahomes, R (1,1) ERA: 4.84	5.0		18	2	2	2	2	1	0	0	0	0	1	47	72	3.60	0.600					
Mike Lincoln, R (6,1) ERA: 4.91	2.0	W	7	1	0	0	0	0	0	0	0	0	0	14	24	0.00	0.500					
Julian Tavarez, R (8,1) ERA: 4.55	2.0	S	9	1	1	1	1	1	0	0	0	1	0	20	29	4.50	1.000					

AB 32  
R 3  
H 4  
RBI 3  
BB 2  
SO 3  
LOB 10



Batter	1	2	3	4	5	6	7	8	9	AB	R	H	RBI	BB	SO	LOB	BOTTOM					
Tike Redman, L (1,8) OBP: 0.354, SLG: 0.559	F8				B1-3			18 HR HBP		3	1	1	1	0	0	0	<b>Florida Marlins @ Pittsburgh Pirates</b> PNC Park, Pittsburgh, PA Tue Aug 26 2003, 7:05 PM EDT Att: 12,219 - Cloudy - 78 F					
2 Jack Wilson, R (1,6) OBP: 0.303, SLG: 0.357	1B	2H 1B			F7		K			4	1	1	0	0	1	2						
18 Jason Kendall, R (1,2) OBP: 0.403, SLG: 0.410	1B				G5-4-3 BB		2B	HR		3	1	3	2	1	0	0						
Reggie Sanders, R (1,7) OBP: 0.340, SLG: 0.589	F3				G5-4-3		F9			4	0	1	0	0	0	4						
Craig Wilson, R (1,3) OBP: 0.356, SLG: 0.475 Julian Tavarez, L (8,1)							P6		F8	3	0	1	1	1	0	1						
José Hernández, R (1,5) OBP: 0.280, SLG: 0.369	P3				K		G6-3		K	4	0	0	0	0	2	3						
J.J. Davis, R (1,9) OBP: 0.357, SLG: 0.250					F7				FC4-6 1B	4	0	2	0	0	1	0						
Jeff Reboulet, R (1,4) OBP: 0.343, SLG: 0.353		1B 2B			P3		F8		FC4-6 FC6	4	1	1	0	0	0	2						
Pat Mahomes, R (1,1) OBP: 0.250, SLG: 0.250 Mike Lincoln, R (6,1) Carlos Rivera, L (7, PH) OBP: 0.230, SLG: 0.273		K			K				FC6	2	0	0	0	0	2	1						
<b>Inning Stats</b>	R: 1 E: 0 K: 0 S: 15	H: 3 LOB: 2 BB: 0 P: 23	R: 1 E: 0 K: 2 S: 15	H: 2 LOB: 1 BB: 0 P: 19	R: 0 E: 0 K: 1 S: 11	H: 0 LOB: 1 BB: 2 P: 21	R: 0 E: 0 K: 1 S: 7	H: 0 LOB: 0 BB: 0 P: 12	R: 0 E: 0 K: 0 S: 6	H: 1 LOB: 1 BB: 0 P: 11	R: 0 E: 0 K: 0 S: 6	H: 1 LOB: 1 BB: 0 P: 10	R: 2 E: 0 K: 1 S: 11	H: 2 LOB: 1 BB: 0 P: 21	R: 0 E: 0 K: 1 S: 9	H: 1 LOB: 1 BB: 0 P: 14		1B: 7 2B: 2 3B: 0 HR: 1	SF: 0 SAC: 0 DP: 1 HBP: 1	WP: 0 PB: 0 CS: 0	PA: 36	
<b>PITCHER</b>	IP	WLS	BF	H	R	ER	SO	BB	IBB	HBP	BLK	WP	HR	S	P	ERA	WHIP					
Mark Redman, L (1,1) ERA: 3.43	7.0	L	32	9	4	4	5	2	0	1	0	0	0	71	117	5.14	1.571					
40 Nate Bump, R (8,1) ERA: 4.29	0.2		3	1	0	0	1	0	0	0	0	0	0	8	11	0.00	1.500					
Michael Tejera, L (8,1) ERA: 4.44	0.1		1	0	0	0	0	0	0	0	0	0	0	1	3	0.00	0.000					

AB 33  
R 4  
H 10  
RBI 4  
BB 2  
SO 6  
LOB 14






Batter	1	2	3	4	5	6	7	8	9	AB	R	H	RBI	BB	SO	LOB	TOP		
<b>Luis Castillo, S</b> OBP: 0.387, SLG: 0.409	4-1 SH5-3 BB		1-2 1B		0-1 E3			0-1 G6-3		3	0	1	0	1	0	1	<b>Florida Marlins @ Pittsburgh Pirates</b> PNC Park, Pittsburgh, PA Wed Aug 27 2003, 7:05 PM EDT Att: 18,264 - Overcast - 72 F		
<b>Juan Pierre, L</b> OBP: 0.357, SLG: 0.355	2-0 SH5-3		1-2 1B		3-2 G4-3			1-1 G5-3		3	0	1	0	0	0	2			
<b>Juan Encarnacion, R</b> OBP: 0.313, SLG: 0.437	2-2 F7		3-2 G4-3		0-2 G4-3			3-2 F7		4	0	0	0	0	0	3			
<b>Derrek Lee, R</b> OBP: 0.364, SLG: 0.482	3-1 L5			2-2 F8				4-2 BB		3	0	0	0	1	1	1			
<b>Mike Lowell, R</b> OBP: 0.349, SLG: 0.537		0-0 F9		2-3 K				0-1 S		4	0	1	0	0	2	1			
<b>Mike Mordecai, R</b> OBP: 0.263, SLG: 0.348					1-3 K			1-3 1B		0	0	0	0	0	0	0			
<b>Ivan Rodriguez, R</b> OBP: 0.384, SLG: 0.500		0-1 F7		3-3 K				3-2 F9		4	0	0	0	0	1	2			
<b>Miguel Cabrera, R</b> OBP: 0.325, SLG: 0.483		2-3 K			1-3 K			3-2 G4-3		4	0	0	0	0	2	1			
<b>Alex Gonzalez, R</b> OBP: 0.312, SLG: 0.458			0-2 G6-3		1-2 E5			1-0 F9		3	0	0	0	0	0	0			
<b>Brad Penny, R</b> OBP: 0.143, SLG: 0.286			1-3 K		1-3 K			0-2 G5-3		1	0	0	0	0	1	0			
<b>Brian Banks, S</b> OBP: 0.348, SLG: 0.396										1	0	0	0	0	1	1			
<b>Rick Helling, R</b> OBP: 0.271, SLG: 0.268										0	0	0	0	0	0	0			
<b>Andy Fox, L</b> OBP: 0.271, SLG: 0.268										1	0	0	0	0	0	0			
<b>Chad Fox, R</b> OBP: 0.271, SLG: 0.268										0	0	0	0	0	0	0			
<b>Inning Stats</b>	R: 0 E: 0 K: 0 S: 9	H: 0 LOB: 1 BB: 1 P: 20	R: 0 E: 0 K: 1 S: 7	H: 0 LOB: 0 BB: 0 P: 9	R: 0 E: 0 K: 1 S: 17	H: 2 LOB: 2 BB: 0 P: 22	R: 0 E: 0 K: 2 S: 16	H: 0 LOB: 0 BB: 0 P: 23	R: 0 E: 2 K: 1 S: 17	H: 0 LOB: 2 BB: 0 P: 23	R: 0 E: 0 K: 0 S: 12	H: 0 LOB: 0 BB: 1 P: 17	R: 0 E: 0 K: 0 S: 7	H: 0 LOB: 0 BB: 0 P: 9	R: 0 E: 0 K: 1 S: 15	H: 1 LOB: 2 BB: 0 P: 22	1B: 3 2B: 0 3B: 0 HR: 0	SF: 0 SAC: 1 DP: 0 HBP: 0	WP: 0 PA: 34 PB: 0 SB: 1 CS: 0
<b>PITCHER</b>	IP WLS BF H R ER SO	IP WLS BF H R ER SO	IP WLS BF H R ER SO	IP WLS BF H R ER SO	IP WLS BF H R ER SO	IP WLS BF H R ER SO	IP WLS BF H R ER SO	IP WLS BF H R ER SO	IP WLS BF H R ER SO	IP WLS BF H R ER SO	IP WLS BF H R ER SO	IP WLS BF H R ER SO	IP WLS BF H R ER SO	IP WLS BF H R ER SO	IP WLS BF H R ER SO	IP WLS BF H R ER SO	ERA WHIP	ERA WHIP	
<b>Kip Wells, R</b> ERA: 3.71	6.0 W 24 2 0 0 7																	0.00 0.667	
<b>Brian Meadows, R</b> ERA: 5.37	2.0 6 0 0 0 0																	0.00 0.000	
<b>Mark Corey, R</b> ERA: 4.2	1.0 4 1 0 0 1																	0.00 1.000	

Batter	1	2	3	4	5	6	7	8	9	AB	R	H	RBI	BB	SO	LOB	BOTTOM		
<b>Tike Redman, L</b> OBP: 0.346, SLG: 0.551	0-2 F9		0-1 2B	0-2 G4-3		2-2 G5-3		0-0 F7		5	1	1	0	0	0	3	<b>Florida Marlins @ Pittsburgh Pirates</b> PNC Park, Pittsburgh, PA Wed Aug 27 2003, 7:05 PM EDT Att: 18,264 - Overcast - 72 F		
<b>Jack Wilson, R</b> OBP: 0.303, SLG: 0.356	3-2 G4-3		1-2 1B	0-0 P3		1-3 K				4	1	1	2	0	1	2			
<b>Jason Kendall, R</b> OBP: 0.403, SLG: 0.413	0-1 F8		1-1 2B	2-2 1B		1-2 G5-3				4	0	2	0	0	0	0			
<b>Matt Stairs, L</b> OBP: 0.381, SLG: 0.571		3-3 K	1-1 P6	1-1 1B		1-1 1B		2-2 WP		4	0	2	0	0	1	2			
<b>Carlos Rivera, L</b> OBP: 0.230, SLG: 0.273					1-3 1B					0	0	0	0	0	0	0			
<b>Reggie Sanders, R</b> OBP: 0.339, SLG: 0.585		0-1 G4-3	4-0 1B	0-0 1B		2-3 K		2-3 K		3	0	0	0	1	1	3			
<b>Jason Bay, R</b> OBP: 0.500, SLG: 0.818		0-0 2B	1-2 1B	4-2 BB		3-3 K		1-2 K		3	1	2	1	1	1	1			
<b>José Hernández, R</b> OBP: 0.291, SLG: 0.371		1-1 2B	1-1 G4-6-3	2-0 G6-4-3		4-1 SH5-3				3	0	1	1	1	0	6			
<b>Abraham Nunez, S</b> OBP: 0.323, SLG: 0.329	0-1 G4-3			0-0 G4-3		0-1 SH5-3		0-0 SH5-3		3	0	2	0	0	0	1			
<b>Kip Wells, R</b> OBP: 0.214, SLG: 0.321			0-0 1B	1-3 K		2-3 K		2-3 K		2	1	1	0	0	1	1			
<b>Rob Mackowiak, L</b> OBP: 0.295, SLG: 0.366										1	0	0	0	0	1	1			
<b>Brian Meadows, R</b> OBP: 0.167, SLG: 0.091										0	0	0	0	0	0	0			
<b>Craig Wilson, R</b> OBP: 0.354, SLG: 0.473										1	0	0	0	0	1	1			
<b>Mark Corey, R</b> ERA: 3.86										0	0	0	0	0	0	0			
<b>Inning Stats</b>	R: 0 E: 0 K: 0 S: 9	H: 0 LOB: 0 BB: 0 P: 12	R: 1 E: 0 K: 1 S: 11	H: 2 LOB: 1 BB: 0 P: 15	R: 3 E: 0 K: 0 S: 16	H: 5 LOB: 2 BB: 1 P: 25	R: 0 E: 0 K: 1 S: 8	H: 1 LOB: 1 BB: 0 P: 9	R: 0 E: 0 K: 2 S: 11	H: 1 LOB: 1 BB: 0 P: 16	R: 0 E: 0 K: 2 S: 13	H: 1 LOB: 2 BB: 0 P: 21	R: 0 E: 0 K: 1 S: 6	H: 0 LOB: 1 BB: 1 P: 12	1B: 8 2B: 4 3B: 0 HR: 0	SF: 0 SAC: 1 DP: 2 HBP: 0	WP: 1 PA: 37 PB: 0 SB: 0 CS: 0		
<b>PITCHER</b>	IP WLS BF H R ER SO	IP WLS BF H R ER SO	IP WLS BF H R ER SO	IP WLS BF H R ER SO	IP WLS BF H R ER SO	IP WLS BF H R ER SO	IP WLS BF H R ER SO	IP WLS BF H R ER SO	IP WLS BF H R ER SO	IP WLS BF H R ER SO	IP WLS BF H R ER SO	IP WLS BF H R ER SO	IP WLS BF H R ER SO	IP WLS BF H R ER SO	IP WLS BF H R ER SO	IP WLS BF H R ER SO	ERA WHIP	ERA WHIP	
<b>Brad Penny, R</b> ERA: 4.19	4.0 L 20 8 4 4																	9.00 2.000	
<b>Rick Helling, R</b> ERA: 5.99	2.0 9 3 0 0 2																	0.00 2.000	
<b>Chad Fox, R</b> ERA: 3.86	2.0 8 1 0 0 3																	0.00 1.000	



Batter	1	2	3	4	5	6	7	8	9	AB	R	H	RBI	BB	SO	LOB	TOP																			
Juan Pierre, L (1, 8) OBP: 0.358, SLG: 0.356	G5-3			K				BB		4	0	2	0	0	1	0	Florida Marlins @ Pittsburgh Pirates PNC Park, Pittsburgh, PA Thu Aug 28 2003, 7:05 PM EDT Att: 12,679 - Sunny - 79 F																			
Mike Mordecai, R (1, 6) OBP: 0.263, SLG: 0.333	P4			F8		F7		FC6-4 BB		3	0	0	0	1	0																					
Juan Encarnacion, R (1, 9) OBP: 0.313, SLG: 0.434	L7			CS HBP				FC6-4		3	0	0	0	0	0	3																				
Derrek Lee, R (1, 3) OBP: 0.365, SLG: 0.483		G5-3		CS	FC5-4 HBP				G6-3	3	0	1	0	0	0	0																				
Mike Lowell, R (1, 5) OBP: 0.349, SLG: 0.534	G5-3				F8			L6		4	0	1	0	0	0	2																				
Ivan Rodriguez, R (1, 2) OBP: 0.381, SLG: 0.495	G5-3				FC5-4			P5		4	0	0	0	0	0	3																				
Miguel Cabrera, R (1, 7) OBP: 0.320, SLG: 0.476				G5-3	F9			G6-3		3	0	0	0	0	0	1																				
Andy Fox, L (1, 4) OBP: 0.264, SLG: 0.260				K				G3		3	0	0	0	0	1	0																				
Dontrelle Willis, L (1, 1) OBP: 0.234, SLG: 0.311				G4-3				F9		1	0	0	0	0	0	0	AB 30 R 0 H 5 RBI 0 BB 1 SO 2 LOB 10																			
Brian Barnes, S (6, PH) OBP: 0.346, SLG: 0.390										0	0	0	0	0	0	0																				
Chad Fox, R (7, 1)										0	0	0	0	0	0	0																				
Lenny Harris, L (8, PH) OBP: 0.289, SLG: 0.241										1	0	1	0	0	0	0																				
Ugueth Urbina, R (8, 1)										0	0	0	0	0	0	0																				
										0	0	0	0	0	0	0																				
										0	0	0	0	0	0	0																				
<b>Inning Stats</b>	R: 0 E: 0 K: 0 S: 9	H: 0 LOB: 0 BB: 0 P: 12	R: 0 E: 0 K: 0 S: 5	H: 0 LOB: 0 BB: 0 P: 8	R: 0 E: 0 K: 1 S: 8	H: 0 LOB: 0 BB: 0 P: 11	R: 0 E: 0 K: 1 S: 10	H: 0 LOB: 1 BB: 0 P: 15	R: 0 E: 0 K: 0 S: 7	H: 1 LOB: 1 BB: 0 P: 12	R: 0 E: 0 K: 0 S: 8	H: 1 LOB: 1 BB: 0 P: 11	R: 0 E: 0 K: 0 S: 15	H: 2 LOB: 3 BB: 1 P: 27	R: 0 E: 0 K: 0 S: 4	H: 1 LOB: 0 BB: 0 P: 5	1B: 4 2B: 1 3B: 0 HR: 0	SF: 0 SAC: 0 DP: 1 HBP: 2	WP: 0 PA: 34 PB: 0 SB: 0 CS: 1																	
<b>PITCHER</b>	IP	WLS	BF	H	R	ER	SO	BB	IBB	HBP	BLK	WP	HR	S	P	ERA	WHIP	<b>PITCHER</b>		IP	WLS	BF	H	R	ER	SO	BB	IBB	HBP	BLK	WP	HR	S	P	ERA	WHIP
Josh Fogg, R (1, 1) ERA: 5.16	7.2	W	28	4	0	0	2	0	0	2	0	0	0	64	95	0.00	0.522																			
Mike Lincoln, R (8, 1) ERA: 4.85	0.1	H	2	0	0	0	0	1	0	0	0	0	0	6	12	0.00	3.000																			
Julian Tavarez, R (9, 1) ERA: 4.48	1.0		3	1	0	0	0	0	0	0	0	0	0	4	5	0.00	1.000																			

Batter	1	2	3	4	5	6	7	8	9	AB	R	H	RBI	BB	SO	LOB	BOTTOM																			
Jeff Reboulet, R (1, 4) OBP: 0.340, SLG: 0.346	G4-3	FC5		2 2B		F8-4		P4		4	1	0	0	1	0	6	Florida Marlins @ Pittsburgh Pirates PNC Park, Pittsburgh, PA Thu Aug 28 2003, 7:05 PM EDT Att: 12,679 - Sunny - 79 F																			
2 Jack Wilson, R (1, 6) OBP: 0.304, SLG: 0.358	G4-3		E4	2B			BB 18 CI	SF7		3	1	1	4	1	0	0																				
18 Jason Kendall, R (1, 2) OBP: 0.402, SLG: 0.414			F9	G5-3			CI	F8		4	0	1	0	0	0	3																				
Reggie Sanders, R (1, 7) OBP: 0.338, SLG: 0.580	P5		F7		G5-3		BB			3	0	0	0	1	0	2																				
Craig Wilson, R (1, 3) OBP: 0.358, SLG: 0.481										3	0	2	0	0	0	1																				
Matt Stairs, L (7, PH) OBP: 0.384, SLG: 0.571			F8							0	0	0	1	1	0	0																				
Carlos Rivera, L (8, 3) OBP: 0.230, SLG: 0.273		1B FC6-2 1B					G5-4-3 BB			0	0	0	0	0	0	0																				
Jason Bay, R (1, 8) OBP: 0.500, SLG: 0.786		FC6-2 1B BB		1B 2 2B		L7		F8		3	1	1	0	1	0	4																				
José Hernández, R (1, 5) OBP: 0.291, SLG: 0.369			FC5 FC6-2 1B	L9		K		G5-4-3		4	0	1	0	0	1	5																				
J.J. Davis, R (1, 9) OBP: 0.353, SLG: 0.267										3	0	1	0	0	2	4																				
Tike Redman, L (8, PH) OBP: 0.352, SLG: 0.566			K							1	1	1	0	0	0	0																				
Josh Fogg, R (1, 1) OBP: 0.294, SLG: 0.250										2	1	1	0	0	0	3																				
Mike Lincoln, R (8, 1)			FC6-2							0	0	0	0	0	0	0																				
Rob Mackowiak, L (8, PH) OBP: 0.301, SLG: 0.373										1	0	1	0	0	0	0																				
Julian Tavarez, L (9, 1)										0	0	0	0	0	0	0																				
<b>Inning Stats</b>	R: 0 E: 0 K: 0 S: 11	H: 1 LOB: 1 BB: 0 P: 13	R: 0 E: 0 K: 1 S: 12	H: 2 LOB: 3 BB: 1 P: 20	R: 0 E: 1 K: 0 S: 6	H: 0 LOB: 1 BB: 0 P: 12	R: 3 E: 0 K: 1 S: 27	H: 3 LOB: 1 BB: 1 P: 46	R: 0 E: 0 K: 1 S: 10	H: 1 LOB: 1 BB: 0 P: 15	R: 0 E: 0 K: 0 S: 4	H: 1 LOB: 0 BB: 0 P: 6	R: 1 E: 1 K: 0 S: 17	H: 0 LOB: 2 BB: 3 P: 30	R: 1 E: 0 K: 0 S: 13	H: 2 LOB: 1 BB: 0 P: 18	1B: 5 2B: 6 3B: 0 HR: 0	SF: 1 SAC: 1 DP: 2 HBP: 0	WP: 0 PA: 39 PB: 0 SB: 2 CS: 0																	
<b>PITCHER</b>	IP	WLS	BF	H	R	ER	SO	BB	IBB	HBP	BLK	WP	HR	S	P	ERA	WHIP	<b>PITCHER</b>		IP	WLS	BF	H	R	ER	SO	BB	IBB	HBP	BLK	WP	HR	S	P	ERA	WHIP
Dontrelle Willis, L (1, 1) ERA: 3.43	5.0	L	25	7	3	3	3	2	0	0	0	0	0	66	106	5.40	1.800																			
40 Nate Bump, R (6, 1) ERA: 4.13	1.0		7	1	1	0	0	3	0	0	0	0	0	16	30	0.00	4.000																			
Chad Fox, R (7, 1) ERA: 3.71	1.0		2	0	0	0	0	0	0	0	0	0	0	5	6	0.00	0.000																			
Ugueth Urbina, R (8, 1) ERA: 3.15	1.0		5	2	1	1	0	0	0	0	0	0	0	13	18	9.00	2.000																			





Batter	1	2	3	4	5	6	7	8	9	AB	R	H	RBI	BB	SO	LOB	TOP					
<b>Rafael Furcal, S</b> OBP: 0.346, SLG: 0.444 (1, 6)										5	3	3	0	0	0	3						
<b>Marcus Giles, R</b> OBP: 0.387, SLG: 0.528 (1, 4)										4	0	3	2	1	0	0						
<b>Gary Sheffield, R</b> OBP: 0.425, SLG: 0.607 (1, 9)										5	0	1	1	0	2	5						
<b>10 Chipper Jones, S</b> OBP: 0.392, SLG: 0.506 (1, 7)										4	0	1	2	1	1	3						
<b>Andruw Jones, R</b> OBP: 0.340, SLG: 0.510 (1, 8)										4	0	0	0	1	0	5						
<b>Robert Fick, L</b> OBP: 0.345, SLG: 0.434 (1, 3)										4	0	0	0	0	2	4						
<b>Javy Lopez, R</b> OBP: 0.381, SLG: 0.668 (1, 2)										4	1	2	0	0	1	0						
<b>Vinny Castilla, R</b> OBP: 0.313, SLG: 0.470 (1, 5)										4	0	1	0	0	1	1						
<b>Russ Ortiz, R</b> OBP: 0.279, SLG: 0.397 (5, PH)										2	0	1	0	0	0	2						
<b>Darrell Erstad, L</b> OBP: 0.317, SLG: 0.289 (6, 1)										0	1	0	0	1	0	0						
<b>Jason Marquis, R</b> OBP: 0.250, SLG: 1.000 (6, PH)										0	0	0	0	0	0	0						
<b>Matt Francom, R</b> OBP: 0.250, SLG: 1.000 (6, PH)										1	0	0	0	0	0	0						
<b>Ray King, L</b> OBP: 0.389 (8, 1)										0	0	0	0	0	0	0						
<b>Will Cunnane, R</b> OBP: 0.389 (9, 1)										0	0	0	0	0	0	0						
<b>Inning Stats</b>	R: 1 E: 0 K: 2 S: 11	H: 3 LOB: 2 BB: 0 P: 18	R: 0 E: 0 K: 0 S: 6	H: 1 LOB: 1 BB: 0 P: 10	R: 0 E: 0 K: 0 S: 4	H: 0 LOB: 1 BB: 1 P: 10	R: 0 E: 0 K: 1 S: 8	H: 2 LOB: 1 BB: 0 P: 14	R: 1 E: 0 K: 1 S: 17	H: 1 LOB: 2 BB: 2 P: 36	R: 0 E: 0 K: 0 S: 6	H: 0 LOB: 0 BB: 0 P: 8	R: 0 E: 0 K: 1 S: 8	H: 0 LOB: 1 BB: 0 P: 11	R: 1 E: 0 K: 1 S: 12	H: 3 LOB: 1 BB: 0 P: 17	1B: 11 2B: 1 3B: 0 HR: 0	SF: 0 SAC: 0 DP: 2 HBP: 0	WP: 1 PB: 0 SB: 0 CS: 0	PA: 41		
<b>PITCHER</b>	IP	WLS	BF	H	R	ER	SO	BB	IBB	HBP	BLK	WP	HR	S	P	ERA	WHIP					
<b>16 Salomon Torres, R</b> ERA: 4.39	(1, 1)	5.0		24	7	2	2	4	3	0	0	0	1	0	46	88	3.60	2.000				
<b>Brian Boehringer, R</b> ERA: 5.63	(6, 1)	1.0	H	6	2	2	2	1	1	0	0	0	0	0	18	26	18.00	3.000				
<b>Julian Tavarez, R</b> ERA: 4.41	(7, 1)	3.0	W	11	3	1	1	2	0	0	0	0	0	0	26	36	3.00	1.000				

Atlanta Braves @ Pittsburgh Pirates  
PNC Park, Pittsburgh, PA  
Fri Aug 29 2003, 7:05 PM EDT  
Att: 27,415 - Cloudy - 80 F

AB	37
R	5
H	12
RBI	5
BB	4
SO	7
LOB	23



Batter	1	2	3	4	5	6	7	8	9	AB	R	H	RBI	BB	SO	LOB	BOTTOM					
<b>Tike Redman, L</b> OBP: 0.336, SLG: 0.538 (1, 8)										5	0	0	0	0	0	2						
<b>2 Jack Wilson, R</b> OBP: 0.307, SLG: 0.359 (1, 6)										4	2	2	0	1	1	0						
<b>18 Jason Kendall, R</b> OBP: 0.400, SLG: 0.410 (1, 2)										4	0	0	0	1	0	2						
<b>Matt Stairs, L</b> OBP: 0.385, SLG: 0.574 (7, PR)										4	1	2	1	0	0	1						
<b>Carlos Rivera, L</b> OBP: 0.242, SLG: 0.286 (8, 3)										1	0	1	0	0	0	0						
<b>Reggie Sanders, R</b> OBP: 0.341, SLG: 0.578 (1, 9)											3	0	1	0	2	1						
<b>Jason Bay, R</b> OBP: 0.478, SLG: 0.667 (1, 7)											4	1	1	1	1	1	6					
<b>José Hernández, R</b> OBP: 0.292, SLG: 0.372 (1, 5)										5	1	2	1	0	1	1						
<b>Rob Mackowiak, L</b> OBP: 0.316, SLG: 0.419 (1, 4)										3	1	2	3	1	0	0						
<b>Jeff Reboulet, R</b> OBP: 0.340, SLG: 0.346 (9, 4)										0	0	0	0	0	0	0						
<b>16 Salomon Torres, R</b> OBP: 0.154, SLG: 0.043 (6, 1)										2	0	0	0	0	1	2						
<b>Brian Boehringer, S</b> ERA: 5.97 (6, 1)										0	0	0	0	0	0	0						
<b>Abraham Nunez, S</b> OBP: 0.322, SLG: 0.328 (6, PH)										1	0	0	0	0	1							
<b>Julian Tavarez, L</b> ERA: 2.16 (7, 1)										0	0	0	0	1	0	0						
<b>Inning Stats</b>	R: 0 E: 0 K: 0 S: 9	H: 1 LOB: 1 BB: 0 P: 14	R: 3 E: 0 K: 2 S: 10	H: 2 LOB: 0 BB: 1 P: 16	R: 0 E: 0 K: 1 S: 9	H: 0 LOB: 0 BB: 0 P: 16	R: 0 E: 0 K: 1 S: 10	H: 1 LOB: 2 BB: 1 P: 19	R: 2 E: 0 K: 0 S: 12	H: 3 LOB: 1 BB: 2 P: 28	R: 0 E: 0 K: 0 S: 7	H: 1 LOB: 1 BB: 0 P: 9	R: 0 E: 1 K: 0 S: 11	H: 1 LOB: 2 BB: 0 P: 17	R: 0 E: 0 K: 1 S: 10	H: 0 LOB: 1 BB: 1 P: 17	R: 1 E: 0 K: 0 S: 8	H: 2 LOB: 3 BB: 2 P: 20	1B: 7 2B: 3 3B: 0 HR: 1	SF: 0 SAC: 0 DP: 0 HBP: 0	WP: 0 PB: 0 SB: 3 CS: 1	PA: 44
<b>PITCHER</b>	IP	WLS	BF	H	R	ER	SO	BB	IBB	HBP	BLK	WP	HR	S	P	ERA	WHIP					
<b>Russ Ortiz, R</b> ERA: 3.71	(1, 1)	5.0		24	7	5	4	2	2	0	0	0	0	0	50	93	9.00	1.800				
<b>Jason Marquis, R</b> ERA: 5.97	(6, 1)	2.0		9	2	0	0	0	0	0	0	0	0	18	26	0.00	1.000					
<b>Ray King, L</b> ERA: 3.55	(8, 1)	1.0		4	0	0	0	1	1	0	0	0	0	10	17	0.00	1.000					
<b>Will Cunnane, R</b> ERA: 2.16	(9, 1)	0.2	L	6	2	1	1	0	1	1	0	0	0	8	20	13.50	4.500					

Atlanta Braves @ Pittsburgh Pirates  
PNC Park, Pittsburgh, PA  
Fri Aug 29 2003, 7:05 PM EDT  
Att: 27,415 - Cloudy - 80 F

AB	36
R	6
H	11
RBI	6
BB	7
SO	5
LOB	16





Batter	1	2	3	4	5	6	7	8	9	AB	R	H	RBI	BB	SO	LOB	TOP										
Rafael Furcal, S (1, 6) OBP: 0.346, SLG: 0.443	G6-3					G4-3				4	2	1	0	1	0	0	<b>Atlanta Braves @ Pittsburgh Pirates</b> PNC Park, Pittsburgh, PA Sat Aug 30 2003, 1:20 PM EDT Att: 21,323 - Cloudy - 72 F										
Marcus Giles, R (1, 4) OBP: 0.389, SLG: 0.534	G5-3					G6-3				4	3	2	1	1	0	0											
Gary Sheffield, R (1, 9) OBP: 0.426, SLG: 0.609	G5-3									5	2	3	3	0	0	0											
10 Chipper Jones, S (1, 7) OBP: 0.393, SLG: 0.505										3	2	1	1	2	1	1											
Andruw Jones, R (1, 8) OBP: 0.339, SLG: 0.513										5	1	1	2	0	1	5											
Javy Lopez, R (1, 2) OBP: 0.379, SLG: 0.664										5	1	1	2	0	0	2											
Mark DeRosa, R (1, 5) OBP: 0.293, SLG: 0.351										5	1	3	2	0	0	0											
Mike Hessman, R (1, 3) OBP: 0.400, SLG: 1.111										4	1	1	2	1	1	1											
Horacio Ramirez, L (1, 1) OBP: 0.098, SLG: 0.137										3	0	0	0	0	0	3											
Darren Bragg, L (8, PH) OBP: 0.315, SLG: 0.287										1	0	0	0	0	0	0											
Trey Hodges, R (8, 1)										0	0	0	0	0	0	0											
Ray King, L (8, 1)										0	0	0	0	0	0	0											
Jaret Wright, R (9, 1) OBP: 0.250, SLG: 0.500										0	0	0	0	0	0	0											
<b>Inning Stats</b>	R: 0 E: 0 K: 0 S: 5	H: 0 LOB: 0 BB: 0 P: 6	R: 0 E: 0 K: 1 S: 15	H: 1 LOB: 3 BB: 2 P: 31	R: 7 E: 0 K: 0 S: 19	H: 4 LOB: 0 BB: 3 P: 34	R: 1 E: 0 K: 0 S: 7	H: 1 LOB: 0 BB: 0 P: 13	R: 0 E: 0 K: 1 S: 9	H: 0 LOB: 0 BB: 0 P: 12	R: 0 E: 0 K: 1 S: 10	H: 1 LOB: 1 BB: 0 P: 10	R: 0 E: 0 K: 0 S: 4	H: 1 LOB: 0 BB: 0 P: 5	R: 5 E: 1 K: 0 S: 14	H: 5 LOB: 0 BB: 0 P: 18	1B: 6 2B: 4 3B: 0 HR: 3	SF: 0 SAC: 0 DP: 1 HBP: 0	WP: 0 PB: 0 SB: 0 CS: 0	PA: 44							
<b>PITCHER</b>	IP	WLS	BF	H	R	ER	SO	BB	IBB	HBP	BLK	WP	HR	S	P	ERA	WHIP										
Oliver Pérez, L (1, 1) ERA: 5.77	2.1	L	16	4	6	6	1	4	1	0	0	0	0	34	64	23.14	3.429										
Nelson Figueroa, R (3, 1) ERA: 3.95	2.2		10	2	2	2	1	0	0	0	0	0	2	19	32	6.75	0.750										
Brian Meadows, R (6, 1) ERA: 5.2	2.0		7	1	0	0	1	0	0	0	0	0	0	19	22	0.00	0.500										
Joe Beimel, L (8, 1) ERA: 4.97	1.0		3	1	0	0	0	0	0	0	0	0	4	5	0.00	1.000											
Mike Lincoln, R (9, 1) ERA: 5.89	0.0		3	3	3	3	0	0	0	0	0	0	0	6	8	∞	∞										
<b>PITCHER</b>	IP	WLS	BF	H	R	ER	SO	BB	IBB	HBP	BLK	WP	HR	S	P	ERA	WHIP										
Michael Gonzalez, L (9, 1) ERA: 6.75	1.0		5	2	2	2	0	0	0	0	0	0	1	8	10	18.00	2.000										

AB 39  
R 13  
H 13  
RBI 13  
BB 5  
SO 3  
LOB 12



Batter	1	2	3	4	5	6	7	8	9	AB	R	H	RBI	BB	SO	LOB	BOTTOM										
Tike Redman, L (1, 8) OBP: 0.348, SLG: 0.569										5	1	3	0	0	0	0	<b>Atlanta Braves @ Pittsburgh Pirates</b> PNC Park, Pittsburgh, PA Sat Aug 30 2003, 1:20 PM EDT Att: 21,323 - Cloudy - 72 F										
2 Jack Wilson, R (1, 6) OBP: 0.305, SLG: 0.358										5	0	1	1	0	0	2											
18 Jason Kendall, R (1, 2) OBP: 0.402, SLG: 0.411										4	1	2	0	0	0	2											
Reggie Sanders, R (1, 9) OBP: 0.339, SLG: 0.574										5	1	1	0	0	0	4											
Craig Wilson, R (1, 3) OBP: 0.365, SLG: 0.502										3	2	2	3	1	0	1											
Jason Bay, R (1, 7) OBP: 0.444, SLG: 0.591										4	1	1	0	0	1	3											
José Hernández, R (1, 5) OBP: 0.292, SLG: 0.371										4	0	1	0	0	1	4											
Jeff Reboulet, R (1, 4) OBP: 0.343, SLG: 0.349										4	0	2	2	0	0	0											
Oliver Pérez, L (1, 1) ERA: 5.77										0	0	0	0	0	0	0											
Nelson Figueroa, R (3, 1) ERA: 3.95										0	0	0	0	0	0	0											
Brian Meadows, R (6, 1) ERA: 5.2										0	0	0	0	0	0	0											
Joe Beimel, L (8, 1) ERA: 4.97										0	0	0	0	0	0	0											
Mike Lincoln, R (9, 1) ERA: 5.89										0	0	0	0	0	0	0											
<b>Inning Stats</b>	R: 0 E: 0 K: 0 S: 10	H: 2 LOB: 1 BB: 0 P: 15	R: 1 E: 0 K: 0 S: 8	H: 3 LOB: 1 BB: 0 P: 14	R: 0 E: 0 K: 1 S: 8	H: 0 LOB: 0 BB: 0 P: 11	R: 3 E: 0 K: 1 S: 10	H: 2 LOB: 0 BB: 0 P: 19	R: 0 E: 0 K: 0 S: 5	H: 0 LOB: 0 BB: 0 P: 11	R: 0 E: 1 K: 0 S: 14	H: 1 LOB: 2 BB: 0 P: 22	R: 1 E: 0 K: 2 S: 16	H: 2 LOB: 1 BB: 1 P: 25	R: 0 E: 0 K: 0 S: 11	H: 1 LOB: 1 BB: 0 P: 19	1B: 9 2B: 3 3B: 1 HR: 1	SF: 0 SAC: 0 DP: 2 HBP: 1	WP: 0 PB: 0 SB: 0 CS: 0	PA: 40							
<b>PITCHER</b>	IP	WLS	BF	H	R	ER	SO	BB	IBB	HBP	BLK	WP	HR	S	P	ERA	WHIP										
Horacio Ramirez, L (1, 1) ERA: 4.36	7.0		30	10	5	5	3	0	0	1	0	0	0	66	104	6.43	1.429										
Trey Hodges, R (8, 1) ERA: 4.35	0.2	H	5	2	1	1	1	1	0	0	0	0	0	12	19	13.50	4.500										
Ray King, L (8, 1) ERA: 3.53	0.1	H	1	0	0	0	1	0	0	0	0	0	0	4	6	0.00	0.000										
Jaret Wright, R (9, 1) ERA: 8.19	1.0		4	1	0	0	0	0	0	0	0	0	0	11	19	0.00	1.000										
<b>PITCHER</b>	IP	WLS	BF	H	R	ER	SO	BB	IBB	HBP	BLK	WP	HR	S	P	ERA	WHIP										
Michael Gonzalez, L (9, 1) ERA: 6.75	1.0		5	2	2	2	0	0	0	0	0	0	1	8	10	18.00	2.000										

AB 38  
R 6  
H 13  
RBI 6  
BB 1  
SO 5  
LOB 18









Batter	1	2	3	4	5	6	7	8	9	AB	R	H	RBI	BB	SO	LOB	TOP										
<b>Tike Redman, L</b> OBP: 0.352, SLG: 0.555 (1, 8)	F7		1B						G3	5	2	2	0	0	1	0	<b>Pittsburgh Pirates @ Florida Marlins</b> Pro Player Stadium, Miami, FL Tue Sep 02 2003, 7:05 PM EDT Att: 10,327 - Cloudy - 82 F										
<b>2 Jack Wilson, R</b> OBP: 0.301, SLG: 0.351 (1, 6)	G5-3		K						F8	4	1	0	0	1	1	2											
<b>18 Jason Kendall, R</b> OBP: 0.408, SLG: 0.421 (1, 2)	FC6-4		1B						BB	4	0	4	2	0	0	0											
<b>Reggie Sanders, R</b> OBP: 0.345, SLG: 0.576 (1, 9)	FC6-4		1B						BB	3	0	1	1	1	1	2											
<b>Craig Wilson, R</b> OBP: 0.361, SLG: 0.488 <b>Carlos Rivera, L</b> OBP: 0.242, SLG: 0.286 (8, 3)		L7	F8						G6-3	4	0	0	0	0	1	4											
<b>Jason Bay, R</b> OBP: 0.375, SLG: 0.481 (1, 7)	G5-3			G5-3					K	0	0	0	0	0	2	0											
<b>José Hernández, R</b> OBP: 0.293, SLG: 0.368 (1, 5)				G6-3					K	2	0	0	0	2	1	0											
<b>Jeff Reboulet, R</b> OBP: 0.336, SLG: 0.341 (1, 4)				L9					G4-3	4	0	0	0	0	1	2											
<b>Kip Wells, R</b> OBP: 0.203, SLG: 0.305 <b>Julian Tavarez, L</b> (8, 1) <b>Abraham Nunez, S</b> OBP: 0.315, SLG: 0.320 (8, 4)			K						F8	3	0	0	0	0	2	0											
<b>Inning Stats</b>	R: 0 E: 0 K: 0 S: 9	H: 1 LOB: 1 BB: 0 P: 12	R: 0 E: 0 K: 1 S: 8	H: 0 LOB: 1 BB: 1 P: 19	R: 1 E: 0 K: 2 S: 14	H: 3 LOB: 2 BB: 0 P: 21	R: 0 E: 0 K: 0 S: 6	H: 0 LOB: 0 BB: 0 P: 10	R: 1 E: 1 K: 2 S: 13	H: 2 LOB: 1 BB: 1 P: 20	R: 0 E: 0 K: 2 S: 13	H: 0 LOB: 1 BB: 2 P: 22	R: 1 E: 0 K: 1 S: 13	H: 1 LOB: 2 BB: 2 P: 24	R: 0 E: 0 K: 2 S: 8	H: 0 LOB: 0 BB: 0 P: 10		R: 0 E: 0 K: 1 S: 6	H: 0 LOB: 0 BB: 0 P: 11	1B: 6 2B: 1 3B: 0 HR: 0	SF: 0 SAC: 0 DP: 0 HBP: 0	WP: 0 PB: 0 SB: 0 CS: 0	PA: 38				
<b>PITCHER</b>	IP	WLS	BF	H	R	ER	SO	BB	IBB	HBP	BLK	WP	HR	S	P	ERA	WHIP										
<b>Dontrelle Willis, L</b> ERA: 3.39 (1, 1)	6.2	L	29	6	3	2	8	3	0	0	0	0	0	70	118	2.70	1.350										
<b>40 Nate Bump, R</b> ERA: 3.94 (7, 1)	1.1		6	1	0	0	2	1	0	0	0	0	0	14	20	0.00	1.500										
<b>Michael Tejera, L</b> ERA: 4.34 (9, 1)	1.0		3	0	0	0	1	0	0	0	0	0	0	6	11	0.00	0.000										

Batter	1	2	3	4	5	6	7	8	9	AB	R	H	RBI	BB	SO	LOB	BOTTOM										
<b>Juan Pierre, L</b> OBP: 0.360, SLG: 0.359 (1, 8)	SH5-4	B1-3			B1-4				G6-3	3	0	1	0	1	0	3	<b>Pittsburgh Pirates @ Florida Marlins</b> Pro Player Stadium, Miami, FL Tue Sep 02 2003, 7:05 PM EDT Att: 10,327 - Cloudy - 82 F										
<b>Luis Castillo, S</b> OBP: 0.389, SLG: 0.411 (1, 4)	SH5-4		G4-3		G4-6-3			SH1-4	2	0	0	0	0	0	1												
<b>Ivan Rodriguez, R</b> OBP: 0.382, SLG: 0.495 (1, 2)	P4		K					G6-3	4	0	1	1	0	1	3												
<b>Jeff Conine, R</b> OBP: 0.337, SLG: 0.457 (1, 7)	G6-3		BB					G3	3	0	0	0	1	0	4												
<b>Juan Encarnacion, R</b> OBP: 0.314, SLG: 0.438 (1, 9)		E	G1-4-3					G4-3	4	1	1	0	0	0	2												
<b>Derrek Lee, R</b> OBP: 0.368, SLG: 0.482 (1, 3)		F9		F8				G6-4-3	4	0	1	0	0	0	1												
<b>Miguel Cabrera, R</b> OBP: 0.304, SLG: 0.448 (1, 5)		K		K				F9	4	0	0	0	0	3	2												
<b>Alex Gonzalez, R</b> OBP: 0.307, SLG: 0.443 (1, 6)		1B		P4				G6-4-3	2	0	0	0	1	0	1												
<b>Dontrelle Willis, L</b> OBP: 0.265, SLG: 0.340 <b>40 Nate Bump, L</b> (7, 1) <b>Todd Hollandsworth, L</b> OBP: 0.314, SLG: 0.429 <b>Gerald Williams, R</b> OBP: 0.115, SLG: 0.042 <b>Michael Tejera, L</b> OBP: 0.067, SLG: 0.067 (9, 1)								SH1-4	2	0	2	1	0	0	0												
<b>Inning Stats</b>	R: 0 E: 0 K: 0 S: 7	H: 1 LOB: 2 BB: 1 P: 13	R: 1 E: 1 K: 1 S: 11	H: 2 LOB: 2 BB: 1 P: 20	R: 0 E: 0 K: 1 S: 14	H: 0 LOB: 1 BB: 1 P: 23	R: 0 E: 0 K: 1 S: 6	H: 0 LOB: 0 BB: 0 P: 8	R: 0 E: 0 K: 0 S: 9	H: 1 LOB: 0 BB: 0 P: 16	R: 0 E: 0 K: 0 S: 6	H: 1 LOB: 0 BB: 0 P: 7	R: 1 E: 0 K: 0 S: 6	H: 0 LOB: 2 BB: 2 P: 18	R: 0 E: 0 K: 1 S: 8	H: 0 LOB: 0 BB: 0 P: 10		1B: 6 2B: 0 3B: 0 HR: 0	SF: 0 SAC: 2 DP: 2 HBP: 0	WP: 0 PB: 0 SB: 1 CS: 1	PA: 35						
<b>PITCHER</b>	IP	WLS	BF	H	R	ER	SO	BB	IBB	HBP	BLK	WP	HR	S	P	ERA	WHIP										
<b>Kip Wells, R</b> ERA: 3.66 (1, 1)	7.0	W	28	6	2	2	3	3	0	0	0	0	0	58	101	2.57	1.286										
<b>Julian Tavarez, R</b> ERA: 4.29 (8, 1)	2.0	S	6	0	0	0	1	0	0	0	0	0	0	12	18	0.00	0.000										



Batter	1	2	3	4	5	6	7	8	9	AB	R	H	RBI	BB	SO	LOB	TOP		
<b>Tike Redman, L</b> OBP: 0.354, SLG: 0.545 (1, 8)	G4-3		P6			BB		G4-3		4	0	1	0	1	0	3			
<b>2 Jack Wilson, R</b> OBP: 0.299, SLG: 0.348 (1, 6)	P4			G1-3		K		K		4	0	0	0	0	2	2			
<b>18 Jason Kendall, R</b> OBP: 0.407, SLG: 0.419 (1, 2)	P4			F9		1B		G6-3		4	0	1	0	0	0	1			
<b>Matt Stairs, L</b> OBP: 0.384, SLG: 0.563 (1, 7)		K		L6		K		BB		3	0	0	0	1	2	2			
<b>Reggie Sanders, R</b> OBP: 0.342, SLG: 0.570 (1, 9)	G5-3				G5-3	K		K		4	0	0	0	0	2	4			
<b>Carlos Rivera, L</b> OBP: 0.258, SLG: 0.305 (1, 3)	L9				F8	2B		BB		3	0	1	0	1	1	0			
<b>José Hernández, R</b> OBP: 0.295, SLG: 0.367 (1, 5)			G6-3	BB		FC6-4	BB	F8		2	0	0	0	2	0	1			
<b>Rob Mackowiak, L</b> OBP: 0.309, SLG: 0.405 (1, 4)			F7		F8			K		4	0	1	0	0	1	4			
<b>Josh Fogg, R</b> OBP: 0.278, SLG: 0.235 (1, 1)			G6-3		FC6-4			K		2	0	0	0	0	0	3			
<b>Abraham Nunez, S</b> OBP: 0.313, SLG: 0.318 (7, PH)										1	0	0	0	0	1	1			
<b>Brian Boehringer, S</b> (7, PH)										0	0	0	0	0	0	0			
<b>Mark Corey, R</b> (8, PH)										0	0	0	0	0	0	0			
<b>Craig Wilson, R</b> OBP: 0.364, SLG: 0.491 (9, PH)										1	0	1	0	0	0	0			
<b>Inning Stats</b>	R: 0 E: 0 K: 0 S: 8	H: 0 LOB: 0 BB: 0 P: 10	R: 0 E: 0 K: 1 S: 6	H: 0 LOB: 0 BB: 0 P: 11	R: 0 E: 0 K: 0 S: 9	H: 0 LOB: 1 BB: 1 P: 15	R: 0 E: 0 K: 0 S: 6	H: 0 LOB: 0 BB: 0 P: 9	R: 0 E: 0 K: 0 S: 14	H: 1 LOB: 2 BB: 1 P: 21	R: 0 E: 0 K: 2 S: 7	H: 0 LOB: 1 BB: 1 P: 15	R: 0 E: 0 K: 2 S: 15	H: 1 LOB: 2 BB: 1 P: 22	R: 0 E: 0 K: 1 S: 9	H: 2 LOB: 2 BB: 0 P: 14	1B: 4 2B: 1 3B: 0 HR: 0	SF: 0 SAC: 0 DP: 0 HBP: 0	WP: 0 PA: 37
<b>PITCHER</b>	IP	WLS	BF	H	R	ER	SO	BB	IBB	HBP	BLK	WP	HR	S	P	ERA	WHIP		
<b>Josh Beckett, R</b> ERA: 3.13 (1, 1)	7.2	W	31	3	0	0	7	5	0	0	0	0	0	67	111	0.00	1.043		
<b>Ugueth Urbina, R</b> ERA: 2.94 (8, 1)	1.1	S	6	2	0	0	2	0	0	0	0	0	0	13	20	0.00	1.500		

Pittsburgh Pirates @ Florida Marlins  
Pro Player Stadium, Miami, FL  
Wed Sep 03 2003, 7:05 PM EDT  
Att: 11,135 - Cloudy - 84 F


AB 32  
R 0  
H 5  
RBI 0  
BB 5  
SO 9  
LOB 21



Batter	1	2	3	4	5	6	7	8	9	AB	R	H	RBI	BB	SO	LOB	BOTTOM		
<b>Juan Pierre, L</b> OBP: 0.359, SLG: 0.360 (1, 8)	L3-6		G4-3		F7		F9			4	0	1	0	0	0	1			
<b>Luis Castillo, S</b> OBP: 0.388, SLG: 0.412 (1, 4)	L3-6			G4-3		1B		P4		4	1	1	0	0	0	1			
<b>Ivan Rodriguez, R</b> OBP: 0.383, SLG: 0.497 (1, 2)	P4					2B		L8		3	1	1	0	0	0	0			
<b>Jeff Conine, R</b> OBP: 0.335, SLG: 0.453 (1, 7)		K		P3		F9		G3-1		4	0	0	0	0	1	3			
<b>Juan Encarnacion, R</b> OBP: 0.314, SLG: 0.440 (1, 9)		G1-4-3		L7		F7				3	0	1	0	0	0	3			
<b>Derek Lee, R</b> OBP: 0.368, SLG: 0.481 (1, 3)		G1-4-3				E7		1B		3	0	1	1	0	1	1			
<b>Miguel Cabrera, R</b> OBP: 0.300, SLG: 0.442 (1, 5)		G6-3			F8	F8				3	0	0	0	0	0	2			
<b>Alex Gonzalez, R</b> OBP: 0.307, SLG: 0.444 (1, 6)			F7			1B		K		3	1	1	0	0	1	0			
<b>Josh Beckett, R</b> OBP: 0.189, SLG: 0.243 (1, 1)			F9					F8		3	0	1	1	0	0	0			
<b>Ugueth Urbina, R</b> (8, 1)										0	0	0	0	0	0	0			
<b>Inning Stats</b>	R: 0 E: 0 K: 0 S: 7	H: 1 LOB: 0 BB: 0 P: 11	R: 0 E: 0 K: 1 S: 6	H: 1 LOB: 0 BB: 0 P: 7	R: 0 E: 0 K: 0 S: 7	H: 0 LOB: 0 BB: 0 P: 10	R: 0 E: 0 K: 0 S: 7	H: 1 LOB: 1 BB: 0 P: 11	R: 1 E: 0 K: 1 S: 11	H: 2 LOB: 1 BB: 0 P: 18	R: 2 E: 1 K: 0 S: 13	H: 2 LOB: 1 BB: 0 P: 18	R: 0 E: 0 K: 1 S: 7	H: 0 LOB: 0 BB: 0 P: 8	R: 0 E: 0 K: 0 S: 7	H: 0 LOB: 0 BB: 0 P: 11	1B: 2 2B: 6 3B: 0 HR: 0	SF: 0 SAC: 0 DP: 1 HBP: 1	WP: 0 PA: 31
<b>PITCHER</b>	IP	WLS	BF	H	R	ER	SO	BB	IBB	HBP	BLK	WP	HR	S	P	ERA	WHIP		
<b>Josh Fogg, R</b> ERA: 3.05 (1, 1)	6.0	L	25	7	3	2	2	0	0	1	0	0	0	7	75	3.00	1.167		
<b>Brian Boehringer, R</b> ERA: 5.43 (7, 1)	1.0		3	0	0	0	1	0	0	0	0	0	0	7	8	0.00	0.000		
<b>Mark Corey, R</b> ERA: 4.76 (8, 1)	1.0		3	0	0	0	0	0	0	0	0	0	0	7	11	0.00	0.000		

Pittsburgh Pirates @ Florida Marlins  
Pro Player Stadium, Miami, FL  
Wed Sep 03 2003, 7:05 PM EDT  
Att: 11,135 - Cloudy - 84 F

AB 30  
R 3  
H 7  
RBI 2  
BB 0  
SO 3  
LOB 11





Batter	1	2	3	4	5	6	7	8	9	AB	R	H	RBI	BB	SO	LOB	TOP										
<b>Tike Redman, L</b> OBP: 0.348, SLG: 0.531 (1, 8)	F7		G4-3		G4-3		1B		P4	5	0	1	0	0	0	0	<b>Pittsburgh Pirates @ Florida Marlins</b> Pro Player Stadium, Miami, FL Thu Sep 04 2003, 1:35 PM EDT Att: 10,213 - Cloudy - 87 F										
<b>Abraham Nunez, S</b> OBP: 0.314, SLG: 0.318 <b>2 Jack Wilson, R</b> (7, PH) OBP: 0.300, SLG: 0.348 (7, 6)	L9		1B		G3		K		1B	3	0	1	0	0	0	0											
<b>Carlos Rivera, L</b> OBP: 0.268, SLG: 0.313 (1, 3)	1B		1B		K		L6		P4	5	0	2	0	0	1	2											
<b>Matt Stairs, L</b> OBP: 0.385, SLG: 0.574 (1, 7)	1B		G4-3				HR		K	4	1	2	1	0	1	2											
<b>Craig Wilson, R</b> OBP: 0.358, SLG: 0.482 (1, 2)	FC6-4				K		G4-3		K	4	0	0	0	0	2	2											
<b>Jason Bay, R</b> OBP: 0.417, SLG: 0.483 (1, 9)										2	0	1	0	2	0	0											
<b>José Hernández, R</b> OBP: 0.296, SLG: 0.365 (1, 5)										2	0	0	0	1	1	1											
<b>Rob Mackowiak, L</b> OBP: 0.299, SLG: 0.391 (1, 4)										4	0	0	0	0	3	5											
<b>16 Salomon Torres, R</b> OBP: 0.138, SLG: 0.038 <b>Mike Lincoln, R</b> (7, 1) <b>Michael Gonzalez, R</b> (7, 1) <b>Nelson Figueroa, R</b> (8, 1) <b>Jeff Reboulet, R</b> OBP: 0.335, SLG: 0.339 (9, PH)										3	0	0	0	0	0	2	<b>P</b>										
<b>Inning Stats</b>	R: 0 E: 0 K: 1 S: 9	H: 2 LOB: 2 BB: 0 P: 10	R: 0 E: 0 K: 1 S: 9	H: 0 LOB: 0 BB: 0 P: 15	R: 0 E: 0 K: 0 S: 12	H: 2 LOB: 2 BB: 0 P: 18	R: 0 E: 0 K: 2 S: 9	H: 1 LOB: 2 BB: 0 P: 18	R: 0 E: 0 K: 1 S: 8	H: 0 LOB: 0 BB: 0 P: 15	R: 1 E: 0 K: 1 S: 11	H: 1 LOB: 1 BB: 1 P: 18	R: 0 E: 0 K: 3 S: 10	H: 1 LOB: 2 BB: 0 P: 15	R: 0 E: 0 K: 3 S: 12	H: 0 LOB: 2 BB: 2 P: 23		R: 0 E: 0 K: 0 S: 8	H: 1 LOB: 1 BB: 0 P: 9	1B: 7 2B: 0 3B: 0 HR: 1	SF: 0 SAC: 0 DP: 0 HBP: 1	WP: 1 PB: 0 SB: 2 CS: 0	PA: 39				
<b>PITCHER</b>	IP	WLS	BF	H	R	ER	SO	BB	IBB	HBP	BLK	WP	HR	S	P	ERA	WHIP										
<b>Carl Pavano, R</b> ERA: 4.07 <b>Michael Tejera, L</b> ERA: 4.31 <b>Chad Fox, R</b> ERA: 3.45 <b>Rick Helling, R</b> ERA: 5.51	6.1		28	7	1	1	5	1	0	1	0	0	1	63	101	1.42	1.263										

Batter	1	2	3	4	5	6	7	8	9	AB	R	H	RBI	BB	SO	LOB	BOTTOM										
<b>Juan Pierre, L</b> OBP: 0.360, SLG: 0.369 (1, 8)	G4-3									4	1	2	1	0	0	1	<b>Pittsburgh Pirates @ Florida Marlins</b> Pro Player Stadium, Miami, FL Thu Sep 04 2003, 1:35 PM EDT Att: 10,213 - Cloudy - 87 F										
<b>Luis Castillo, S</b> OBP: 0.387, SLG: 0.409 (1, 4)	K									3	0	0	0	1	1	1											
<b>Ivan Rodriguez, R</b> OBP: 0.382, SLG: 0.494 (1, 2)	F9									4	0	1	0	0	0	2											
<b>Jeff Conine, R</b> OBP: 0.332, SLG: 0.450 (1, 7)										4	0	0	0	0	0	1											
<b>Juan Encarnacion, R</b> OBP: 0.314, SLG: 0.438 (1, 9)										4	1	1	0	0	0	0											
<b>Derrek Lee, R</b> OBP: 0.368, SLG: 0.479 (1, 3)										2	0	0	0	1	2	0											
<b>Miguel Cabrera, R</b> OBP: 0.301, SLG: 0.441 (1, 5)										3	1	1	1	0	1	0											
<b>Alex Gonzalez, R</b> OBP: 0.309, SLG: 0.452 (1, 6)										3	1	2	2	0	0	0											
<b>Carl Pavano, R</b> OBP: 0.138, SLG: 0.038 <b>Michael Tejera, L</b> ERA: 4.31 <b>Todd Hollandsworth, L</b> OBP: 0.314, SLG: 0.429 <b>Ramon Castro, R</b> OBP: 0.395, SLG: 0.609 <b>Chad Fox, R</b> (8, 1) <b>Rick Helling, R</b> (9, 1)										1	0	0	0	0	0	0	<b>F</b>										
<b>Inning Stats</b>	R: 0 E: 0 K: 1 S: 8	H: 0 LOB: 0 BB: 0 P: 9	R: 0 E: 0 K: 1 S: 9	H: 0 LOB: 0 BB: 0 P: 14	R: 0 E: 0 K: 1 S: 8	H: 0 LOB: 0 BB: 0 P: 10	R: 1 E: 0 K: 0 S: 9	H: 2 LOB: 0 BB: 0 P: 17	R: 0 E: 0 K: 1 S: 7	H: 0 LOB: 0 BB: 0 P: 12	R: 0 E: 0 K: 0 S: 9	H: 1 LOB: 2 BB: 1 P: 16	R: 4 E: 0 K: 0 S: 17	H: 5 LOB: 1 BB: 1 P: 28	R: 0 E: 0 K: 0 S: 7	H: 0 LOB: 0 BB: 0 P: 13		1B: 4 2B: 0 3B: 1 HR: 3	SF: 0 SAC: 1 DP: 0 HBP: 0	WP: 0 PB: 0 SB: 0 CS: 1	PA: 32						
<b>PITCHER</b>	IP	WLS	BF	H	R	ER	SO	BB	IBB	HBP	BLK	WP	HR	S	P	ERA	WHIP										
<b>16 Salomon Torres, R</b> ERA: 4.3 <b>Mike Lincoln, R</b> ERA: 6.35 <b>Michael Gonzalez, L</b> ERA: 6.75 <b>Nelson Figueroa, R</b> ERA: 3.56	6.1	L	24	4	3	3	4	2	0	0	0	0	1	54	85	4.26	0.947										



Batter	1	2	3	4	5	6	7	8	9	10	AB	R	H	RBI	BB	SO	LOB	TOP							
<b>Tike Redman, L</b> OBP: 0.338, SLG: 0.515	(1, 8) 1-2 E5 1B 18 FC4-6		(1, 0) 1-2 B1-3			(2, 1) 2-1 G6-3			(0, 0) 0-0 G3		4	1	0	0	0	0	0								
<b>Jeff Reboulet, R</b> OBP: 0.337, SLG: 0.342	(1, 4) 2-0 18 FC4-6 1B		(1, 1) 1-1 G6-3			(1, 2) 1-2 P5			(0, 2) 0-2 18 G4-3 1B		4	0	2	0	0	0	0								
<b>18 Jason Kendall, R</b> OBP: 0.404, SLG: 0.416	(1, 2) 0-1 SAFE FC4-6 G5-4-3		(1, 1) 1-1 G6-3			(2, 1) 2-1 G4-3			(1, 1) 1-1 SAFE G4-3		4	0	0	1	0	0	2								
<b>Reggie Sanders, R</b> OBP: 0.343, SLG: 0.576	(1, 9) 0-2 G5-4-3		(4, 2) 4-2 S BB			(1, 0) 1-0 HR			(0, 3) 0-3 K		3	1	1	1	1	1	1								
<b>Craig Wilson, R</b> OBP: 0.352, SLG: 0.473	(1, 3) 3-3 K		(2, 1) 2-1 SAFE G5-3			(1, 3) 1-3 K			(0, 3) 0-3 K		4	0	0	0	0	3	1								
<b>Mark Corey, R</b> (10, 1)			(1, 2) 1-2 K			(2, 2) 2-2 K			(1, 3) 1-3 K		0	0	0	0	0	0	0								
<b>Jason Bay, R</b> OBP: 0.375, SLG: 0.424	(1, 7) 3-3 K		(0, 0) 0-0 G6-3			(0, 0) 0-0 G6-3			(0, 0) 0-0 K		4	0	0	0	0	2	0								
<b>José Hernández, R</b> OBP: 0.294, SLG: 0.363	(1, 5) 2-3 K		(1, 1) 1-1 F8			(0, 0) 0-0 G4-3					3	0	0	0	0	1	0								
<b>2 Jack Wilson, R</b> OBP: 0.298, SLG: 0.346	(1, 6) 0-1 F8		(1, 2) 1-2 F8			(3, 2) 3-2 F7					3	0	0	0	0	0	0								
<b>Oliver Pérez, L</b> OBP: 0.216, SLG: 0.200	(1, 1) 0-1 G4-3		(2, 1) 2-1 G5-3			(0, 0) 0-0 F9					2	0	0	0	0	0	0								
<b>Abraham Nunez, S</b> OBP: 0.313, SLG: 0.317	(8, PH)										1	0	0	0	0	0	0								
<b>Joe Beimel, L</b> (8, 1)											0	0	0	0	0	0	0								
<b>Julian Tavarez, L</b> (8, 1)											0	0	0	0	0	0	0								
<b>Carlos Rivera, L</b> OBP: 0.268, SLG: 0.313	(10, 3)										0	0	0	0	0	0	0								
<b>Inning Stats</b>	R: 1 E: 1 K: 0 S: 9	H: 1 LOB: 0 BB: 0 P: 12	R: 0 E: 0 K: 3 S: 9	H: 0 LOB: 0 BB: 0 P: 17	R: 0 E: 0 K: 0 S: 5	H: 0 LOB: 0 BB: 1 P: 6	R: 0 E: 0 K: 0 S: 9	H: 0 LOB: 1 BB: 1 P: 17	R: 0 E: 0 K: 0 S: 6	H: 0 LOB: 0 BB: 0 P: 8	R: 0 E: 0 K: 0 S: 7	H: 0 LOB: 0 BB: 0 P: 12	R: 1 E: 0 K: 1 S: 8	H: 1 LOB: 0 BB: 0 P: 12	R: 0 E: 0 K: 0 S: 7	H: 0 LOB: 0 BB: 0 P: 10	R: 0 E: 0 K: 0 S: 7	H: 1 LOB: 0 BB: 0 P: 8	R: 0 E: 0 K: 3 S: 10	H: 0 LOB: 0 BB: 0 P: 11	1B: 2 2B: 0 3B: 0 HR: 1	SF: 0 SAC: 0 DP: 2 HBP: 0	WP: 0 PA: 33 PB: 0 SB: 1 CS: 0		
<b>PITCHER</b>	IP 9.0	WLS 30	BF 3	H 2	R 1	ER 1	SO 4	BB 1	IBB 0	HBP 0	BLK 0	WP 0	HR 1	S 67	P 102	ERA 1.00	WHIP 0.444								
<b>Horacio Ramirez, L</b> ERA: 4.17	(1, 1)																								
<b>Will Cunnane, R</b> ERA: 1.59	(10, 1)	1.0	W	3	0	0	0	3	0	0	0	0	0	10	11	0.00	0.000								

Pittsburgh Pirates @ Atlanta Braves  
Turner Field, Atlanta, GA  
Fri Sep 05 2003, 4:35 PM EDT  
Cloudy - 84 F

AB 32  
R 2  
H 3  
RBI 2  
BB 1  
SO 7  
LOB 4

WP: 0 PA: 33  
PB: 0  
SB: 1  
CS: 0

Batter	1	2	3	4	5	6	7	8	9	10	AB	R	H	RBI	BB	SO	LOB	BOTTOM						
<b>Rafael Furcal, S</b> OBP: 0.343, SLG: 0.435	(1, 6) 1-1 SH4-3 3B 1B		(0, 2) 0-2 FC5-4				(1, 2) 1-2 F9		(1, 1) 1-1 G6-3		5	1	1	0	0	0	2							
<b>Marcus Giles, R</b> OBP: 0.391, SLG: 0.532	(1, 4) 0-0 SH4-3 2-3		(0, 3) 0-3 K			(3, 1) 3-1 F8			(1, 0) 1-0 F9		4	0	0	0	0	2	0							
<b>Gary Sheffield, R</b> OBP: 0.422, SLG: 0.603	(1, 9) 0-0 3B		(3, 1) 3-1 E 10 BB 1B			(2, 2) 2-2 F7			(0, 2) 0-2 G6-3		5	0	2	1	0	0	0							
<b>10 Chipper Jones, S</b> OBP: 0.394, SLG: 0.513	(1, 7) 0-3 K		(4, 1) 4-1 L5-4 E BB			(0, 1) 0-1 F8			(0, 1) 0-1 G4-3 F8 1B 1B		4	2	2	1	1	1	1							
<b>Andrew Jones, R</b> OBP: 0.337, SLG: 0.511	(1, 8) 4-2 BB		(0, 2) 0-2 E6			(0, 0) 0-0 BB 1B			(1, 1) 1-1 SAFE SAFE F8		3	0	1	0	1	0	3							
<b>Javy Lopez, R</b> OBP: 0.374, SLG: 0.659	(1, 2) 1-2 K		(1, 2) 1-2 L5-4			(4, 1) 4-1 FC4-6 BB			(1, 2) 1-2 G4-3		3	0	0	0	1	1	6							
<b>Vinny Castilla, R</b> OBP: 0.315, SLG: 0.476	(1, 5) 0-1 G1-3		(0, 0) 0-0 FC1-6 1B			(1, 0) 1-0 F9			(2, 0) 2-0 3H 1B		4	0	2	1	0	0	2							
<b>Julio Franco, R</b> OBP: 0.366, SLG: 0.420	(1, 3) 3-2 1B		(3, 3) 3-3 K			(1, 0) 1-0 L3			(0, 0) 0-0 G4-3		4	0	1	0	0	1	4							
<b>Horacio Ramirez, L</b> OBP: 0.093, SLG: 0.130	(1, 1) 1-3 K		(0, 0) 0-0 FC1-6 FC5-4			(0, 2) 0-2 FC4-6			(0, 0) 0-0 F8		3	0	0	0	0	1	4							
<b>Robert Fick, L</b> OBP: 0.356, SLG: 0.420	(9, PH)										1	0	0	0	0	0	0							
<b>Will Cunnane, R</b> (10, 1)											0	0	0	0	0	0	0							
<b>Inning Stats</b>	R: 1 E: 1 K: 2 S: 13	H: 2 LOB: 2 BB: 1 P: 19	R: 0 E: 0 K: 1 S: 11	H: 1 LOB: 1 BB: 0 P: 17	R: 0 E: 1 K: 1 S: 10	H: 1 LOB: 2 BB: 1 P: 18	R: 0 E: 0 K: 1 S: 9	H: 1 LOB: 1 BB: 0 P: 12	R: 0 E: 0 K: 0 S: 7	H: 0 LOB: 0 BB: 0 P: 12	R: 1 E: 0 K: 1 S: 10	H: 2 LOB: 1 BB: 0 P: 13	R: 0 E: 0 K: 0 S: 7	H: 0 LOB: 0 BB: 0 P: 14	R: 1 E: 0 K: 0 S: 9	H: 2 LOB: 1 BB: 0 P: 13	R: 0 E: 0 K: 0 S: 4	H: 0 LOB: 0 BB: 0 P: 6	R: 1 E: 0 K: 0 S: 6	H: 1 LOB: 0 BB: 0 P: 7	1B: 7 2B: 1 3B: 1 HR: 1	SF: 0 SAC: 1 DP: 1 HBP: 0	WP: 0 PA: 40 PB: 0 SB: 0 CS: 0	
<b>PITCHER</b>	IP 7.0	WLS 30	BF 6	H 1	R 1	ER 1	SO 6	BB 3	IBB 1	HBP 0	BLK 0	WP 0	HR 0	S 67	P 105	ERA 1.29	WHIP 1.286							
<b>Oliver Pérez, L</b> ERA: 5.5	(1, 1)																							
<b>Joe Beimel, L</b> ERA: 5.04	(8, 1)	0.0	1	1	1	0	0	0	0	0	0	0	0	2	2	∞	∞							
<b>Julian Tavarez, R</b> ERA: 4.17	(8, 1)	2.0	B	7	1	0	0	0	0	0	0	0	0	11	17	0.00	0.500							
<b>Mark Corey, R</b> ERA: 5.19	(10, 1)	0.1	L	2	1	1	0	0	0	0	0	0	1	6	7	27.00	3.000							

Pittsburgh Pirates @ Atlanta Braves  
Turner Field, Atlanta, GA  
Fri Sep 05 2003, 4:35 PM EDT  
Cloudy - 84 F

AB 36  
R 3  
H 9  
RBI 3  
BB 3  
SO 6  
LOB 22

WP: 0 PA: 40  
PB: 0  
SB: 0  
CS: 0





Batter	1	2	3	4	5	6	7	8	9	AB	R	H	RBI	BB	SO	LOB	TOP								
<b>Tike Redman, L</b> OBP: 0.331, SLG: 0.496 (1, 8)										4	0	1	1	0	0	1	<b>Pittsburgh Pirates @ Atlanta Braves</b> Turner Field, Atlanta, GA Sat Sep 06 2003, 7:05 PM EDT Att: 36,932 - Overcast - 75 F								
<b>Abraham Nunez, S</b> OBP: 0.311, SLG: 0.315 (1, 4) (5, 6)										4	0	2	1	0	0	3									
<b>18 Jason Kendall, R</b> OBP: 0.403, SLG: 0.415 <b>Jeff Reboulet, R</b> OBP: 0.339, SLG: 0.357 (1, 2) (7, 4)										3	0	1	0	0	0	1									
<b>Reggie Sanders, R</b> OBP: 0.342, SLG: 0.573 <b>Jason Bay, R</b> OBP: 0.390, SLG: 0.441 (1, 9) (7, 7)										3	0	0	0	0	1	1									
<b>Matt Stairs, L</b> OBP: 0.389, SLG: 0.567 (1, 3)										3	0	0	0	1	1	0									
<b>Craig Wilson, R</b> OBP: 0.353, SLG: 0.483 (1, 7) (7, 2)										4	1	2	0	0	1	2									
<b>José Hernández, R</b> OBP: 0.292, SLG: 0.358 (1, 5)										3	1	0	0	1	1	2									
<b>2 Jack Wilson, R</b> OBP: 0.297, SLG: 0.344 <b>Nelson Figueroa, R</b> (5, 1) <b>Carlos Rivera, L</b> OBP: 0.250, SLG: 0.290 (8, PH) <b>Mike Lincoln, R</b> (8, 1) <b>Joe Beimel, L</b> (9, PH)										2	0	0	0	0	0	1									
<b>Jeff D'Amico, R</b> OBP: 0.234, SLG: 0.238 <b>Rob Mackowiak, L</b> OBP: 0.313, SLG: 0.420 (1, 1) (5, 4) (7, 9)										1	0	0	0	0	0	0									
<b>Inning Stats</b>	R: 0 E: 0 K: 0 S: 6	H: 1 LOB: 0 BB: 7	R: 0 E: 0 K: 2 S: 7	H: 0 LOB: 0 BB: 10	R: 0 E: 0 K: 1 S: 7	H: 0 LOB: 0 BB: 9	R: 0 E: 0 K: 1 S: 10	H: 2 LOB: 1 BB: 0 P: 11	R: 0 E: 0 K: 1 S: 12	H: 1 LOB: 1 BB: 0 P: 14	R: 0 E: 0 K: 0 S: 4	H: 1 LOB: 0 BB: 5	R: 0 E: 0 K: 0 S: 6	H: 0 LOB: 0 BB: 9	R: 2 E: 1 K: 2 S: 18	H: 3 LOB: 2 BB: 22		R: 0 E: 0 K: 2 S: 16	H: 1 LOB: 3 BB: 30	1B: 9 2B: 0 3B: 0 HR: 0	SF: 0 SAC: 0 DP: 2 HBP: 0	WP: 0 PB: 0 SB: 0 CS: 1	PA: 36		
<b>PITCHER</b>	IP	WLS	BF	H	R	ER	SO	BB	IBB	HBP	BLK	WP	HR	S	P	ERA	WHIP								
<b>Greg Maddux, R</b> ERA: 3.92 <b>Ray King, L</b> ERA: 3.4 <b>Trey Hodges, R</b> ERA: 4.35	(1, 1) (8, 1) (9, 1)	7.1 0.2 1.0	W 2 6	28 0 1	8 0 0	2 0 0	5 1 2	0 0 2	0 0 0	0 0 0	0 0 0	0 0 0	0 8 16	62 9 30	78 9 30	0.00 0.00 0.00	1.091 0.000 3.000								

Batter	1	2	3	4	5	6	7	8	9	AB	R	H	RBI	BB	SO	LOB	BOTTOM								
<b>Rafael Furcal, S</b> OBP: 0.346, SLG: 0.441 (1, 6)										5	2	4	0	0	0	0	<b>Pittsburgh Pirates @ Atlanta Braves</b> Turner Field, Atlanta, GA Sat Sep 06 2003, 7:05 PM EDT Att: 36,932 - Overcast - 75 F								
<b>Marcus Giles, R</b> OBP: 0.393, SLG: 0.529 (1, 4)										5	1	1	0	0	3	4									
<b>Gary Sheffield, R</b> OBP: 0.426, SLG: 0.612 <b>Darren Bragg, L</b> OBP: 0.327, SLG: 0.297 (1, 9) (8, 8)										4	3	3	3	1	1	1									
<b>10 Chipper Jones, S</b> OBP: 0.398, SLG: 0.512 <b>Mike Hestman, R</b> OBP: 0.533, SLG: 1.083 (1, 7) (7, PR) (8, 7)										2	2	1	3	3	1	2									
<b>Andrew Jones, R</b> OBP: 0.338, SLG: 0.510 <b>Ryan Langerhans, L</b> OBP: 0.333, SLG: 0.333 (1, 8) (8, 9)										4	0	2	0	1	0	3									
<b>Matt Franco, L</b> OBP: 0.320, SLG: 0.362 (1, 3)										4	0	0	1	0	1	5									
<b>Vinny Castilla, R</b> OBP: 0.319, SLG: 0.486 (1, 5)										5	0	4	1	0	0	0									
<b>Henry Blanco, R</b> OBP: 0.257, SLG: 0.272 (1, 2)										5	0	0	0	0	0	6									
<b>Greg Maddux, R</b> OBP: 0.159, SLG: 0.210 <b>Ray King, L</b> <b>Trey Hodges, R</b> (1, 1) (8, 1) (9, 1)										4	1	1	0	0	2	3									
<b>Inning Stats</b>	R: 4 E: 0 K: 1 S: 19	H: 5 LOB: 2 BB: 1	R: 0 E: 0 K: 2 S: 10	H: 1 LOB: 3 BB: 2	R: 0 E: 0 K: 0 S: 4	H: 0 LOB: 0 BB: 0	R: 3 E: 0 K: 1 S: 13	H: 4 LOB: 2 BB: 1	R: 1 E: 0 K: 2 S: 16	H: 3 LOB: 2 BB: 0	R: 0 E: 0 K: 1 S: 7	H: 1 LOB: 1 BB: 0	R: 1 E: 0 K: 1 S: 11	H: 1 LOB: 1 BB: 1	R: 0 E: 0 K: 0 S: 4	H: 1 LOB: 0 BB: 0		1B: 8 2B: 6 3B: 1 HR: 1	SF: 1 SAC: 0 DP: 1 HBP: 0	WP: 0 PB: 0 SB: 1 CS: 0	PA: 44				
<b>PITCHER</b>	IP	WLS	BF	H	R	ER	SO	BB	IBB	HBP	BLK	WP	HR	S	P	ERA	WHIP								
<b>Jeff D'Amico, R</b> ERA: 4.64 <b>Nelson Figueroa, R</b> ERA: 3.97 <b>Mike Lincoln, R</b> ERA: 6.14	(1, 1) (5, 1) (8, 1)	4.0 3.0 1.0	L 15 3	26 5 1	7 2 0	7 2 0	4 4 0	4 1 0	0 0 0	0 0 0	0 0 0	0 0 0	0 1 4	46 34 6	82 50 6	15.75 6.00 0.00	3.500 2.000 1.000								





Batter	1	2	3	4	5	6	7	8	9	AB	R	H	RBI	BB	SO	LOB	TOP			
<b>Tike Redman, L</b> OBP: 0.322, SLG: 0.483 (1, 8)										4	1	0	0	0	0	1	<b>Pittsburgh Pirates @ Atlanta Braves</b> Turner Field, Atlanta, GA Sun Sep.07.2003, 1:05 PM EDT Att: 27,703 - Cloudy - 69 F			
<b>Jeff Reboulet, R</b> OBP: 0.333, SLG: 0.351 (1, 4)										4	0	0	0	0	1	2				
<b>18 Jason Kendall, R</b> OBP: 0.405, SLG: 0.417 (1, 2)										4	0	3	0	0	0	0				
<b>Reggie Sanders, R</b> OBP: 0.341, SLG: 0.570 (1, 9)										4	0	1	1	0	1	3				
<b>Craig Wilson, R</b> OBP: 0.353, SLG: 0.479 (1, 3)										2	0	0	0	1	0	2				
<b>Matt Stairs, L</b> OBP: 0.387, SLG: 0.565 (9, PH)										1	0	0	0	0	0	0				
<b>Jason Bay, R</b> OBP: 0.386, SLG: 0.417 (1, 7)										2	0	0	0	1	1	2				
<b>Carlos Rivera, L</b> OBP: 0.247, SLG: 0.286 (9, PH)										1	0	0	0	0	1	0				
<b>Rob Mackowiak, L</b> OBP: 0.306, SLG: 0.410 (1, 5)										3	0	0	0	0	0	1				
<b>2 Jack Wilson, R</b> OBP: 0.295, SLG: 0.342 (1, 6)										3	0	0	0	0	0	0				
<b>Kip Wells, R</b> OBP: 0.210, SLG: 0.295 (1, 1)										2	0	0	0	1	1	0				
<b>Inning Stats</b>	R: 1 E: 1 K: 1 S: 11	H: 2 LOB: 1 BB: 0 P: 12	R: 0 E: 0 K: 0 S: 8	H: 0 LOB: 0 BB: 0 P: 13	R: 0 E: 1 K: 0 S: 11	H: 1 LOB: 2 BB: 0 P: 15	R: 0 E: 0 K: 0 S: 8	H: 0 LOB: 0 BB: 1 P: 14	R: 0 E: 0 K: 2 S: 15	H: 1 LOB: 2 BB: 1 P: 24	R: 0 E: 0 K: 1 S: 12	H: 0 LOB: 0 BB: 0 P: 16	R: 0 E: 0 K: 0 S: 8	H: 0 LOB: 0 BB: 0 P: 10	R: 0 E: 0 K: 1 S: 8	H: 0 LOB: 0 BB: 0 P: 11	1B: 4 2B: 1 3B: 0 HR: 0	SF: 0 SAC: 0 DP: 3 HBP: 0	WP: 1 PB: 0 CS: 2	PA: 33
<b>PITCHER</b>	IP WLS BF H R ER SO BB IBB HBP BLK WP HR S P ERA WHIP	IP WLS BF H R ER SO BB IBB HBP BLK WP HR S P ERA WHIP																		
<b>Mike Hampton, L</b> ERA: 3.74 (1, 1)	8.0 W 30 4 1 0 4 3 0 0 0 1 0 77 113 0.00 0.875																			
<b>Will Cunnane, R</b> ERA: 1.46 (9, 1)	1.0 S 3 0 0 0 1 0 0 0 0 0 0 8 11 0.00 0.000																			

AB	30
R	1
H	4
RBI	1
BB	3
SO	5
LOB	11



Batter	1	2	3	4	5	6	7	8	9	AB	R	H	RBI	BB	SO	LOB	BOTTOM			
<b>Rafael Furcal, S</b> OBP: 0.347, SLG: 0.440 (1, 6)										3	0	1	0	1	1	0	<b>Pittsburgh Pirates @ Atlanta Braves</b> Turner Field, Atlanta, GA Sun Sep.07.2003, 1:05 PM EDT Att: 27,703 - Cloudy - 69 F			
<b>Marcus Giles, R</b> OBP: 0.392, SLG: 0.527 (1, 4)										4	0	1	0	0	2					
<b>Gary Sheffield, R</b> OBP: 0.427, SLG: 0.611 (1, 9)										4	1	2	0	0	1					
<b>10 Chipper Jones, S</b> OBP: 0.395, SLG: 0.508 (1, 7)										4	0	0	0	0	1	3				
<b>Andrew Jones, R</b> OBP: 0.338, SLG: 0.508 (1, 8)										4	0	1	0	0	2					
<b>Javy Lopez, R</b> OBP: 0.377, SLG: 0.670 (1, 2)										3	1	3	2	0	0					
<b>Robert Fick, L</b> OBP: 0.334, SLG: 0.417 (1, 3)										3	0	0	0	0	3					
<b>Julio Franco, R</b> OBP: 0.366, SLG: 0.420 (8, 3)										0	0	0	0	0	0					
<b>Vinny Castilla, R</b> OBP: 0.317, SLG: 0.483 (1, 5)										3	0	0	0	0	1	0				
<b>Mike Hampton, R</b> OBP: 0.241, SLG: 0.302 (1, 1)										3	0	0	0	0	0	0				
<b>Will Cunnane, R</b> ERA: 3.59 (9, 1)										0	0	0	0	0	0	0				
<b>Inning Stats</b>	R: 0 E: 0 K: 1 S: 7	H: 1 LOB: 0 BB: 0 P: 7	R: 0 E: 0 K: 1 S: 6	H: 1 LOB: 0 BB: 0 P: 8	R: 0 E: 0 K: 0 S: 9	H: 0 LOB: 0 BB: 0 P: 15	R: 1 E: 0 K: 0 S: 11	H: 3 LOB: 2 BB: 0 P: 18	R: 0 E: 0 K: 0 S: 6	H: 0 LOB: 0 BB: 0 P: 8	R: 1 E: 0 K: 1 S: 12	H: 1 LOB: 0 BB: 0 P: 17	R: 0 E: 0 K: 0 S: 9	H: 1 LOB: 2 BB: 1 P: 15	R: 0 E: 0 K: 0 S: 8	H: 0 LOB: 0 BB: 0 P: 11	1B: 6 2B: 1 3B: 0 HR: 1	SF: 0 SAC: 0 DP: 1 HBP: 0	WP: 0 PB: 1 CS: 0	PA: 32
<b>PITCHER</b>	IP WLS BF H R ER SO BB IBB HBP BLK WP HR S P ERA WHIP	IP WLS BF H R ER SO BB IBB HBP BLK WP HR S P ERA WHIP																		
<b>Kip Wells, R</b> ERA: 3.59 (1, 1)	8.0 L 32 8 2 2 3 1 0 0 0 0 1 69 102 2.25 1.125																			









Batter	1	2	3	4	5	6	7	8	9	AB	R	H	RBI	BB	SO	LOB	TOP					
<b>Tike Redman, L</b> OBP: 0.321, SLG: 0.474	1-1 F8-4-3 1B	1-0 G3		0-1 G6-3	0-0 F9			2-2 G4-3		5	0	1	0	0	0	5						
<b>Abraham Nunez, S</b> OBP: 0.312, SLG: 0.317	1-0 F8-4-3		1-0 2B	3-1 G3-1			2-1 F7	2-1 18 FC6-4 1B		5	1	2	0	0	0	1						
<b>18 Jason Kendall, R</b> OBP: 0.404, SLG: 0.415	2-2 F9		1 SAFE 0-2 F7				2-2 1B 1B	2-2 G6-3		5	1	1	0	0	0	2						
<b>Reggie Sanders, R</b> OBP: 0.343, SLG: 0.570		3-3 K	1 SAFE 1-0 1B 1B		2-2 1B 1B		1-0 1B		1-2 P5	5	2	3	1	0	1	0						
<b>Matt Stairs, L</b> OBP: 0.391, SLG: 0.565		0-2 HR		0-0 1B			0-1 1B	1-2 F8		5	1	3	1	0	0	1						
<b>Craig Wilson, R</b> OBP: 0.382, SLG: 0.519		2-1 HR		1-1 1B			1-0 1B HBP		0-1 G4-3													
<b>Rob Mackowiak, L</b> OBP: 0.309, SLG: 0.405		4-1 2B BB		0-0 K			0-0 1B	1-2 G1-3		3	0	1	1	1	1	2						
<b>2 Jack Wilson, R</b> OBP: 0.300, SLG: 0.346		0-1 BB		2-3 K			1-3 1B	1-2 F8		3	0	1	0	1	1	2						
<b>Brian Meadows, R</b> OBP: 0.143, SLG: 0.077		1-3 2B		0-3 K			4-0 IBB		1-2 G4-3	3	0	0	0	0	0	0						
<b>16 Salomon Torres, R</b> OBP: 0.235, SLG: 0.292				1-3 K			0-3 K			3	0	0	0	0	3	5						
<b>Michael Gonzalez, R</b> OBP: 0.143, SLG: 0.077										0	0	0	0	0	0	0						
<b>Brian Boehringer, S</b> OBP: 0.143, SLG: 0.077										0	0	0	0	0	0	0						
<b>Joe Beimel, L</b> OBP: 0.143, SLG: 0.077										0	0	0	0	0	0	0						
<b>Mark Corey, R</b> OBP: 0.143, SLG: 0.077										0	0	0	0	0	0	0						
<b>Jeff Reboulet, R</b> OBP: 0.143, SLG: 0.077										1	0	0	0	0	0	0						
<b>Inning Stats</b>	R: 0 E: 0 K: 0 S: 8	H: 1 LOB: 0 BB: 0 P: 12	R: 2 E: 0 K: 2 S: 16	H: 3 LOB: 2 BB: 1 P: 27	R: 2 E: 0 K: 2 S: 16	H: 4 LOB: 0 BB: 0 P: 23	R: 0 E: 0 K: 1 S: 7	H: 0 LOB: 0 BB: 0 P: 11	R: 2 E: 0 K: 1 S: 13	H: 4 LOB: 3 BB: 1 P: 22	R: 0 E: 0 K: 0 S: 9	H: 1 LOB: 1 BB: 0 P: 15	R: 0 E: 0 K: 0 S: 8	H: 0 LOB: 0 BB: 0 P: 10	R: 0 E: 0 K: 0 S: 13	H: 1 LOB: 1 BB: 0 P: 20	R: 0 E: 0 K: 0 S: 7	H: 0 LOB: 0 BB: 0 P: 9	1B: 11 2B: 3 3B: 0 HR: 1	SF: 0 SAC: 0 DP: 1 HBP: 1	WP: 0 PB: 0 SB: 0 CS: 0	PA: 42
<b>PITCHER</b>	IP	WLS	BF	H	R	ER	SO	BB	IBB	HBP	BLK	WP	HR	S	P	ERA	WHIP					
<b>Josh Hall, R</b> ERA: 9.0	4.0		22	10	6	6	5	1	0	0	0	0	1	53	83	13.50	2.750					
<b>71 Juan Cerros, R</b> ERA: 16.2	1.0	W	6	2	0	0	1	0	1	1	0	0	0	7	12	0.00	2.000					
<b>Matt Belisle, R</b> ERA: 3.0	1.0		4	1	0	0	0	0	0	0	0	0	0	9	15	0.00	1.000					
<b>John Riedling, R</b> ERA: 5.12	1.0	H	3	0	0	0	0	0	0	0	0	0	0	8	10	0.00	0.000					
<b>Phil Norton, L</b> ERA: 5.4	1.0		4	1	0	0	0	0	0	0	0	0	0	13	20	0.00	1.000					

Pittsburgh Pirates @ Cincinnati Reds  
Great American Ball Park, Cincinnati, OH  
Tue Sep 09 2003, 7:10 PM EDT  
Att: 21,241 - Cloudy - 79 F

AB 39  
R 6  
H 14  
RBI 6  
BB 2  
SO 6  
LOB 18



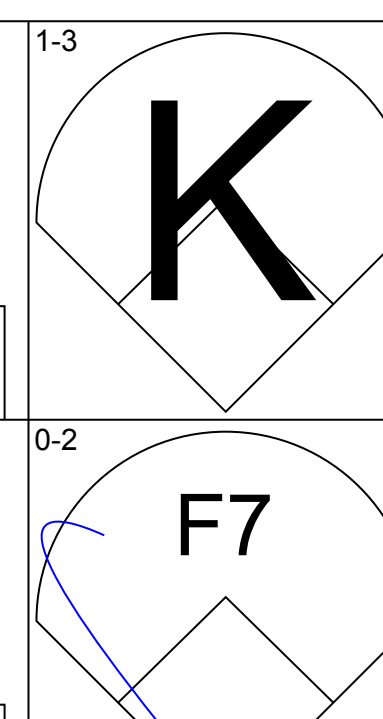
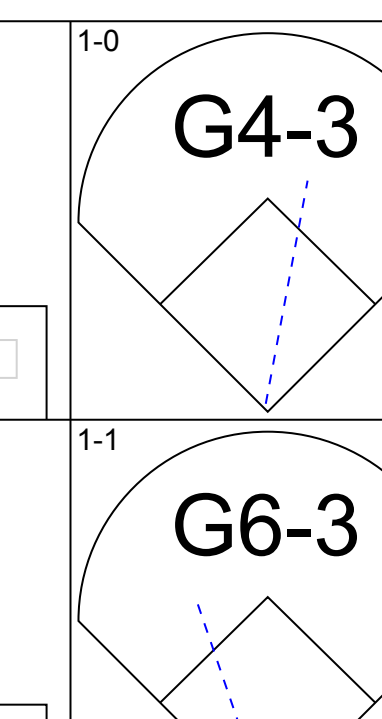
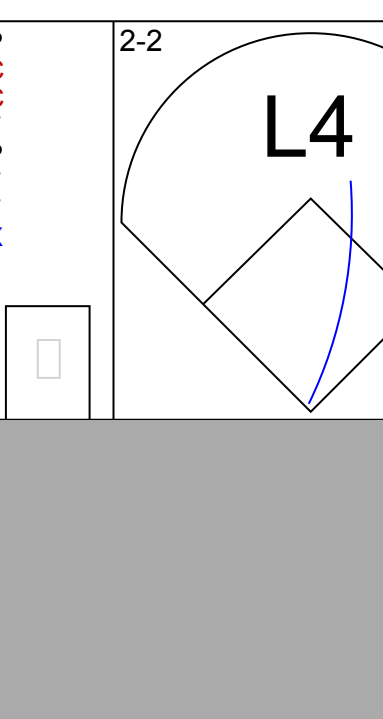
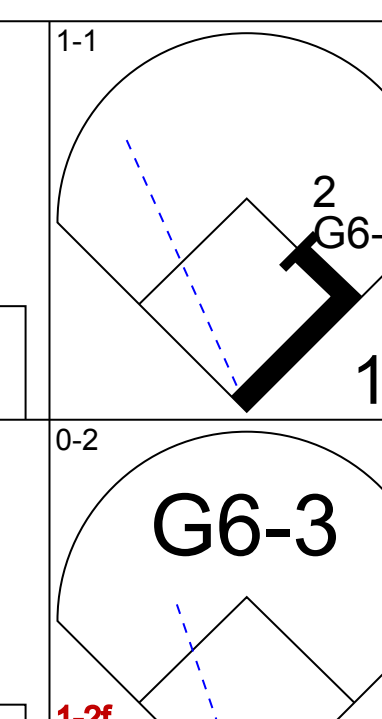
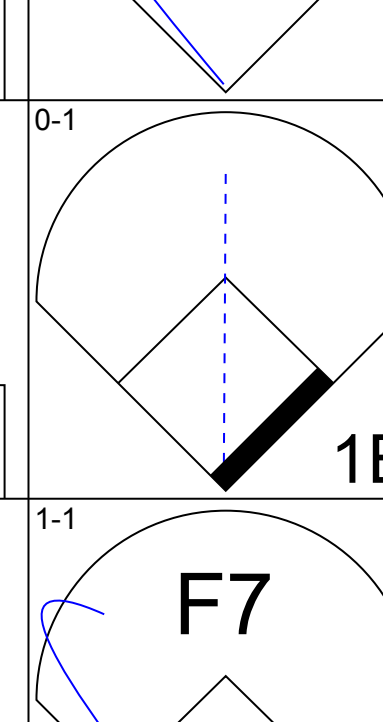

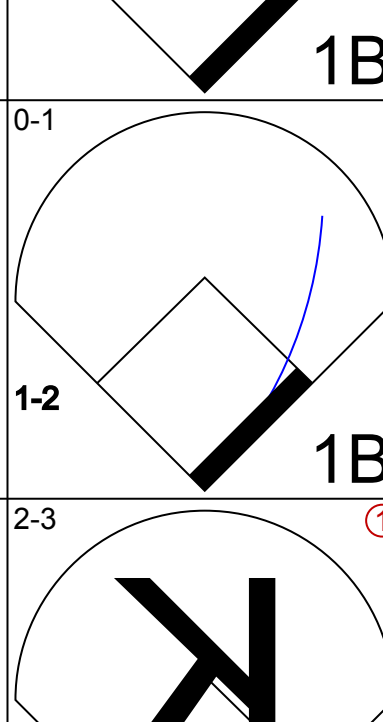
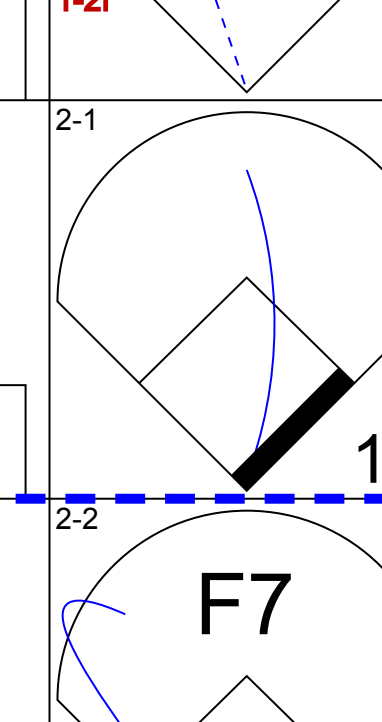

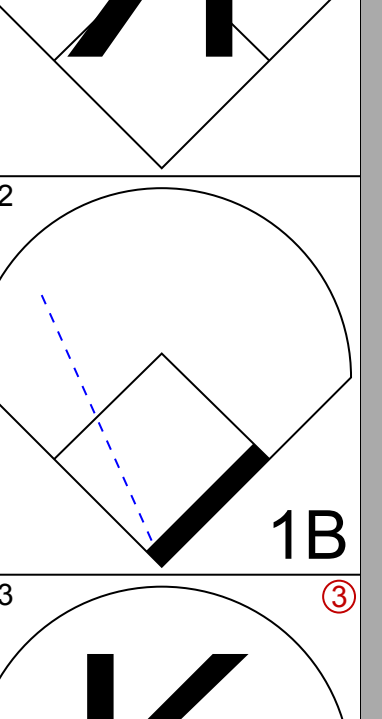
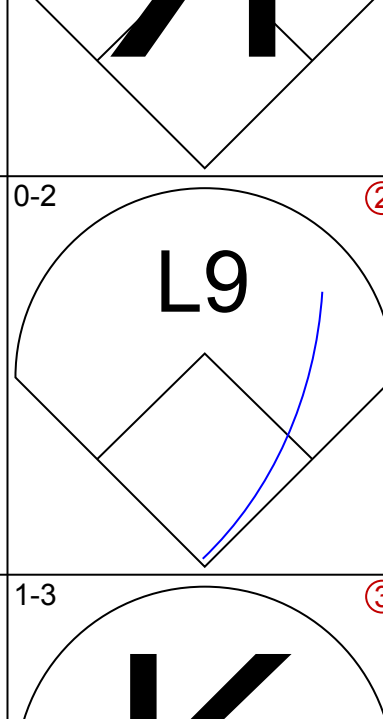


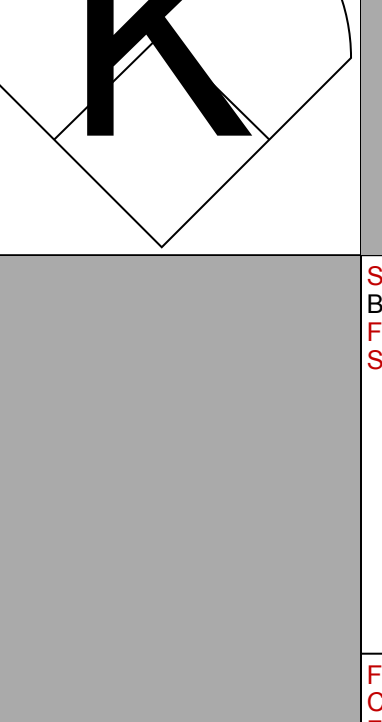
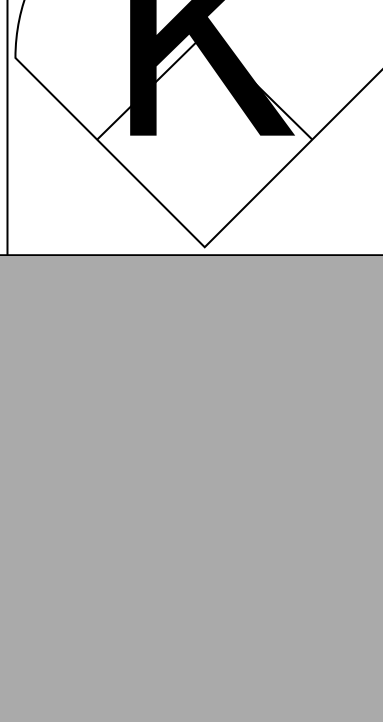

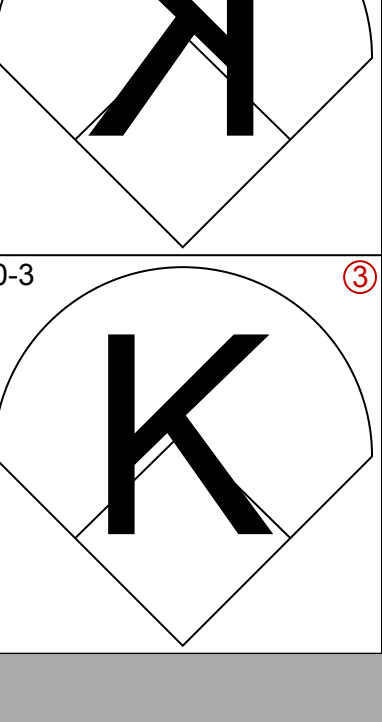


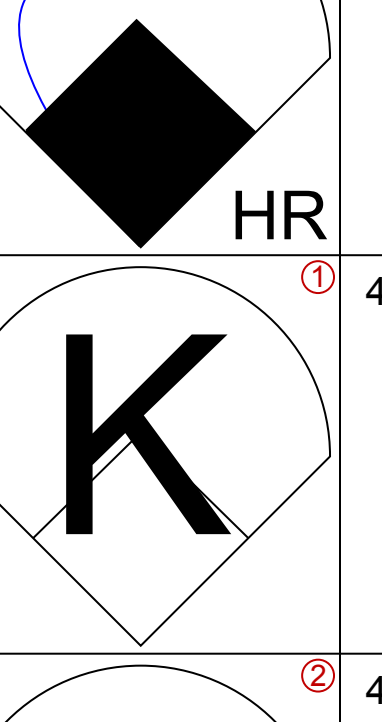

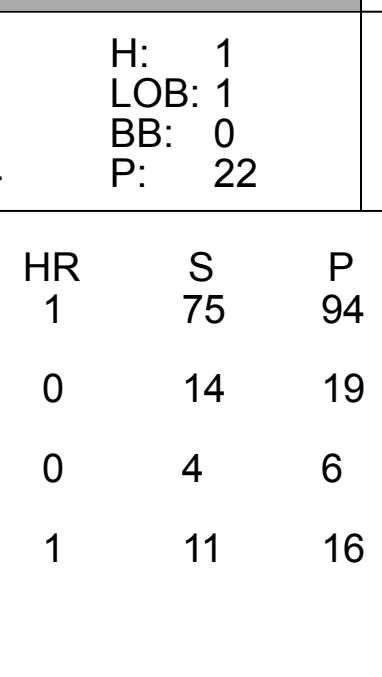
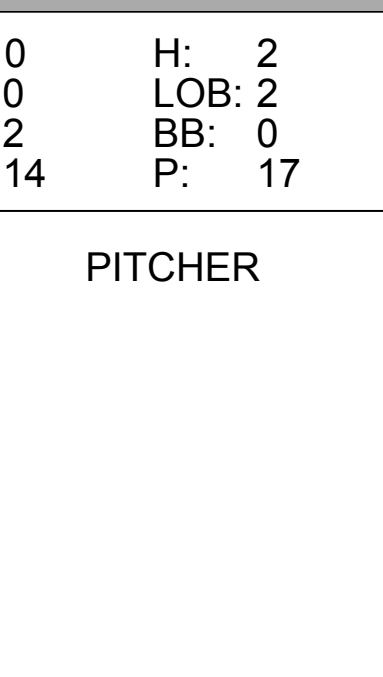
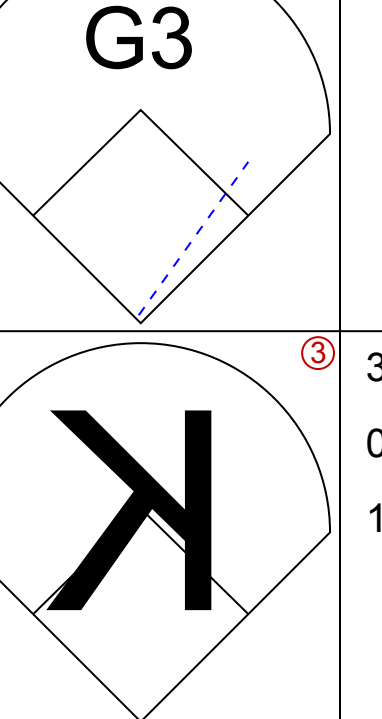
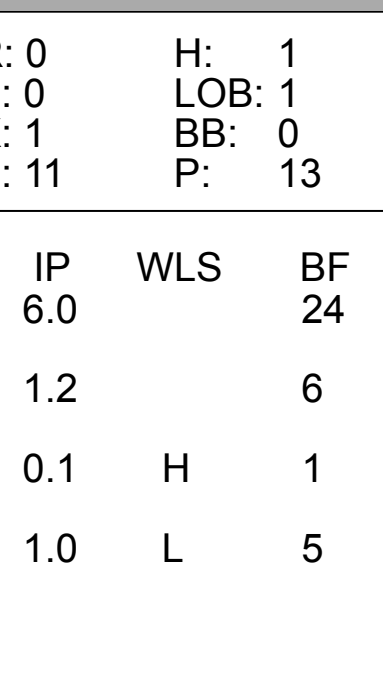


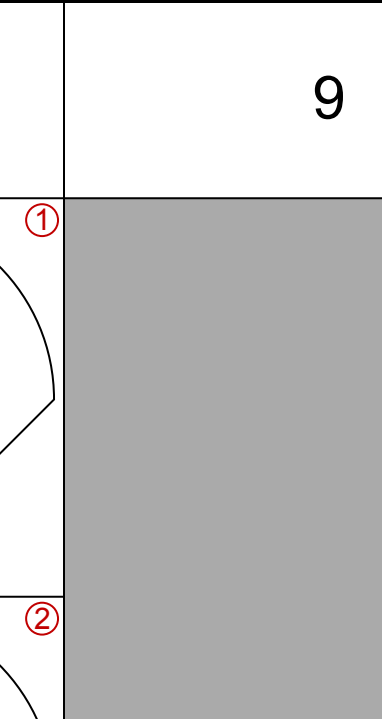


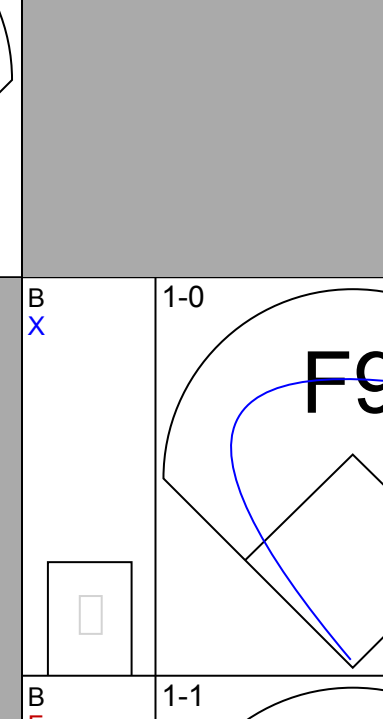
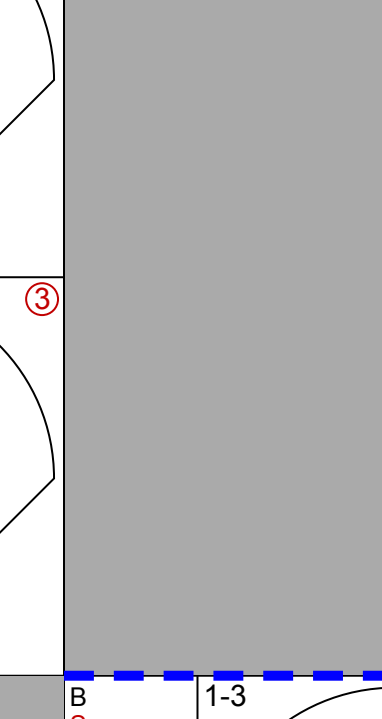

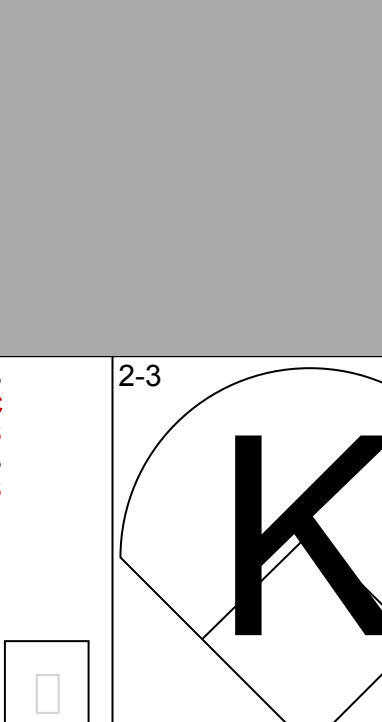
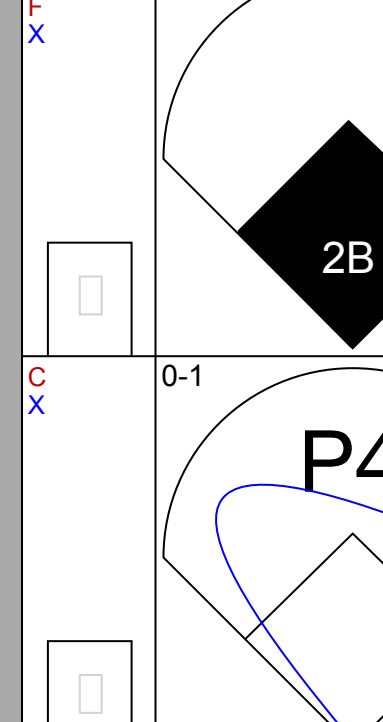
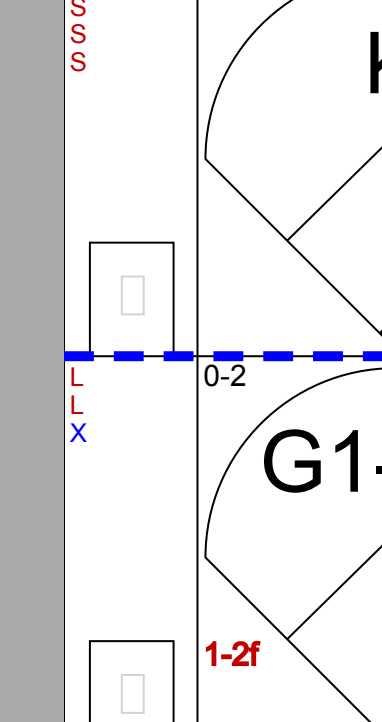
Batter	1	2	3	4	5	6	7	8	9	AB	R	H	RBI	BB	SO	LOB	BOTTOM				
<b>Juan Castro, R</b> OBP: 0.296, SLG: 0.403	2-3 K2-3		1-1 G1-3		1-0 G5-3	1-1 1B		1-2 F8		5	0	1	1	0	1	0					
<b>Eric Valent, L</b> OBP: 0.259, SLG: 0.231	0-0 G4-3		1-0 G6-3		1-3 K	1 SAFE 0-1 1B		0-0 G5-3		5	0	1	0	0	1	0					
<b>D'Angelo Jimenez, S</b> OBP: 0.351, SLG: 0.421	4-2 1B BB		0-3 K			1B G6-4-3		0-3 K		4	1	1	0	1	2	2					
<b>Sean Casey, L</b> OBP: 0.346, SLG: 0.398	1-0 1B				0-1 F9			0-2 1B HR	2-2 FC4-6 1B	4	2	3	0	0	0	0					
<b>Russell Branyan, L</b> OBP: 0.343, SLG: 0.483	2-2 P5				4-2 HR BB			2-2 1B HR	2-0 FC4-6 1B	3	2	2	3	1	0	2					
<b>Jason LaRue, R</b> OBP: 0.322, SLG: 0.440			0-3 K		1-2 HR			0-1 HR 2B	2-2 FC4-6 2B	4	3	2	2	0	1	2					
<b>Wily Mo Peña, R</b> OBP: 0.277, SLG: 0.385			0-0 2B		1-3 K			0-0 HR	2-3 K	4	1	2	2	0	2	2					
<b>Tim Hummel, R</b> OBP: 0.298, SLG: 0.429			1-2 G6-3		2-3 K			0-3 K	3-2 1B	4	0	1	2	0	2	1					
<b>Josh Hall, R</b> ERA: 4.43			0-3 K		1-3 K			1-1 K	1-3 E5 1B	1	0	0	0	0	1	1					
<b>71 Juan Cerros, R</b> ERA: 16.2										0	0	0	0	0	0	0					
<b>Ruben Mingo, R</b> ERA: 8.1										0	0	0	0	0	0	0					
<b>37 Stephen Strimling, R</b> ERA: 5.71										0	0	0	0	0	0	0					
<b>Daniel Schlereth, R</b> ERA: 5.37										0	0	0	0	0	0	0					
<b>Phil Norton, R</b> ERA: 5.4										0	0	0	0	0	0	0					
<b>Chris Heston, R</b> ERA: 4.22										0	0	0	0	0	0	0					
<b>Inning Stats</b>	R: 0 E: 0 K: 1 S: 10	H: 1 LOB: 2 BB: 1 P: 19	R: 0 E: 0 K: 2 S: 11	H: 1 LOB: 0 BB: 0 P: 12	R: 0 E: 0 K: 1 S: 6	H: 0 LOB: 0 BB: 0 P: 8	R: 2 E: 0 K: 2 S: 16	H: 1 LOB: 0 BB: 1 P: 24	R: 0 E: 0 K: 2 S: 10	H: 0 LOB: 0 BB: 0 P: 13	R: 6 E: 1 K: 1 S: 22	H: 7 LOB: 1 BB: 0 P: 27	R: 2 E: 0 K: 2 S: 18	H: 3 LOB: 1 BB: 0 P: 30	R: 0 E: 0 K: 1 S: 10	H: 0 LOB: 0 BB: 0 P: 11	1B: 7 2B: 3 3B: 0 HR: 3	SF: 0 SAC: 0 DP: 1 HBP: 0	WP: 0 PB: 0 SB: 1 CS: 0	PA: 39	
<b>PITCHER</b>	IP	WLS	BF	H	R	ER	SO	BB	IBB	HBP	BLK	WP	HR	S	P	ERA	WHIP				
<b>16 Salomon Torres, R</b> ERA: 4.43	5.0		22	5	4	4	8	2	0	0	0	0	1	58	81	7.20	1.400				
<b>Michael Gonzalez, L</b> ERA: 8.1	0.0	L	1	1	1	1	0	0	0	0	0	0	1	3	5	-	-				
<b>Brian Boehringer, R</b> ERA: 5.71	0.1		5	3	3	2	1	0	0	0	0	0	1	11	12	54.00	9.000				
<b>Joe Beimel, L</b> ERA: 5.37	0.2		4	3	2	2	0	0	0	0	0	0	0	8	14	27.00	4.500				
<b>Mark Corey, R</b> ERA: 4.22	1.0		4	1	0	0	2	0	0	0	0	0	0	13	21	0.00	1.000				

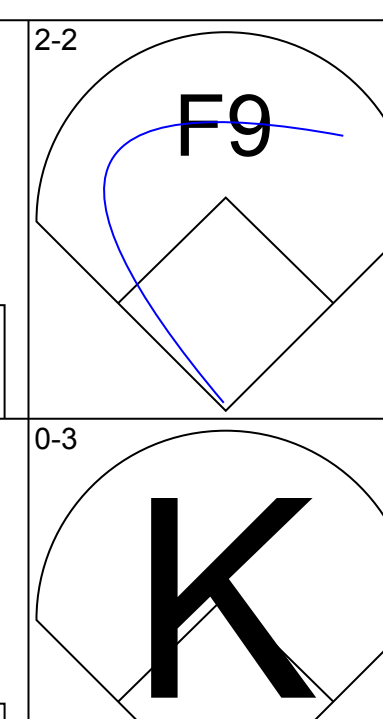
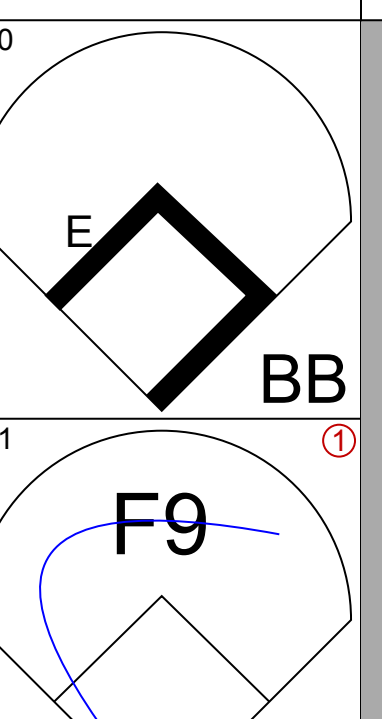
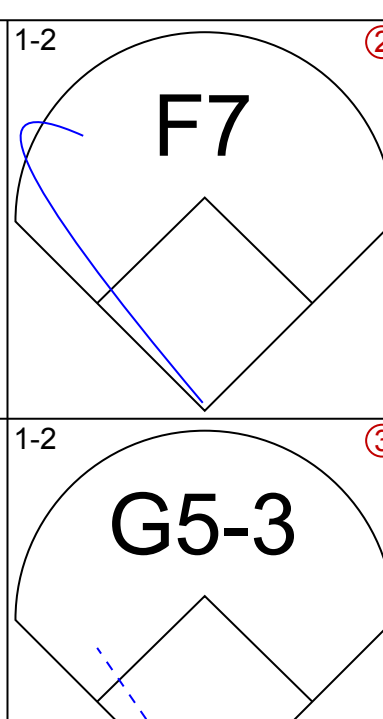
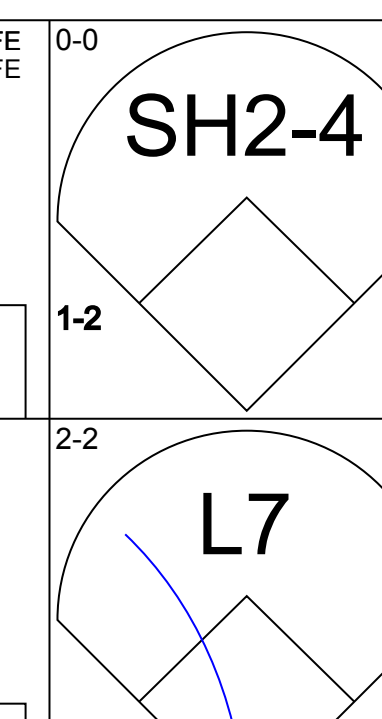
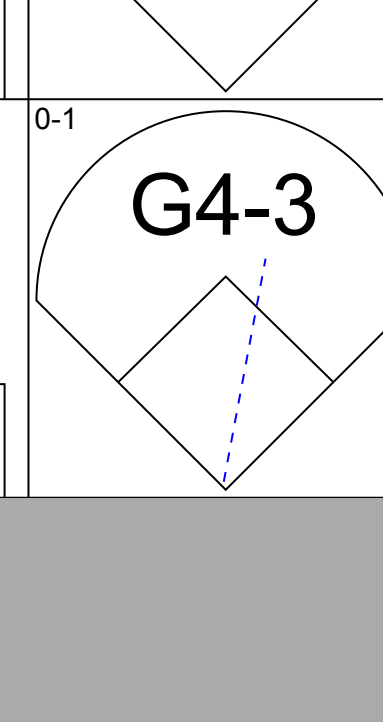
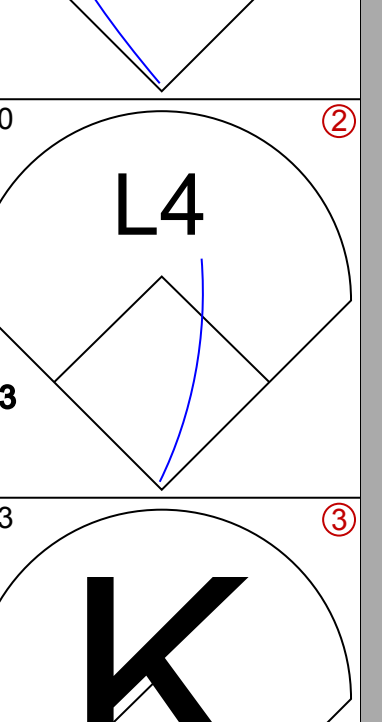

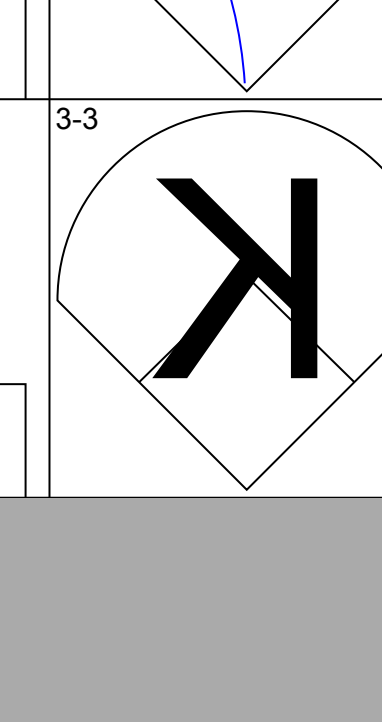




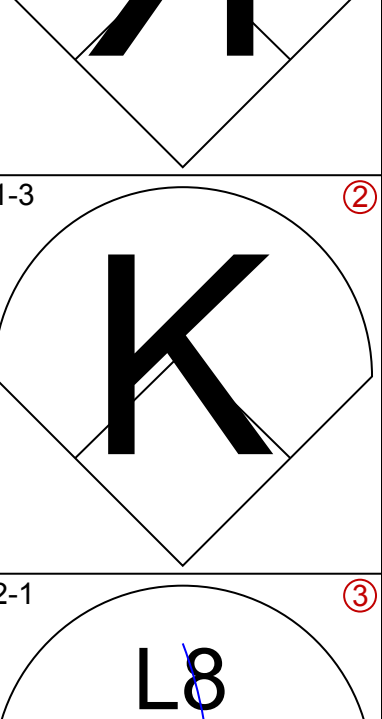

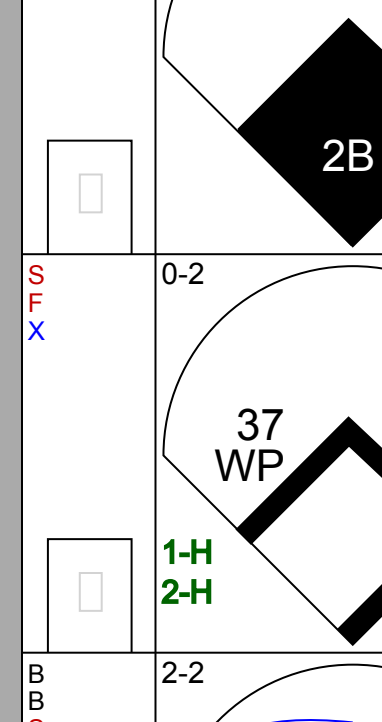
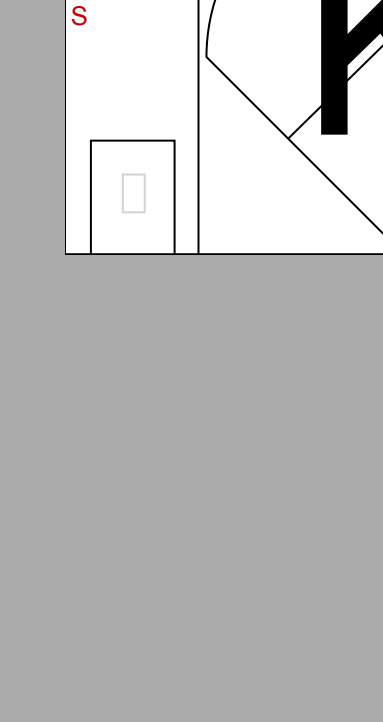
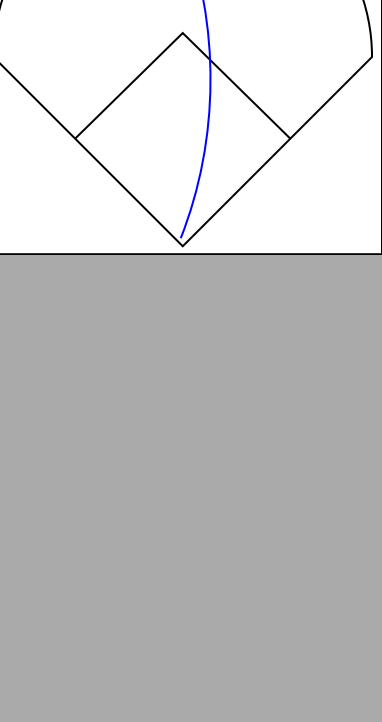
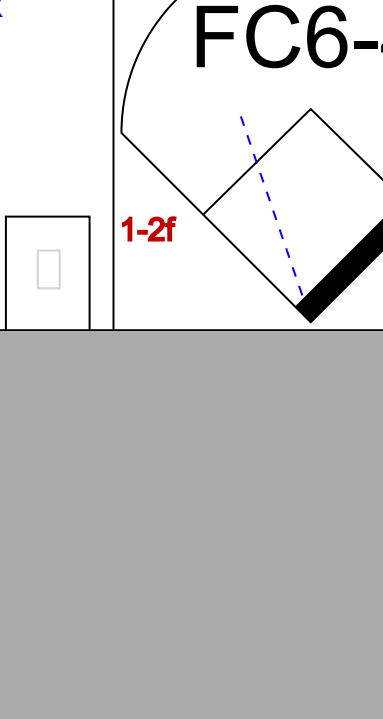
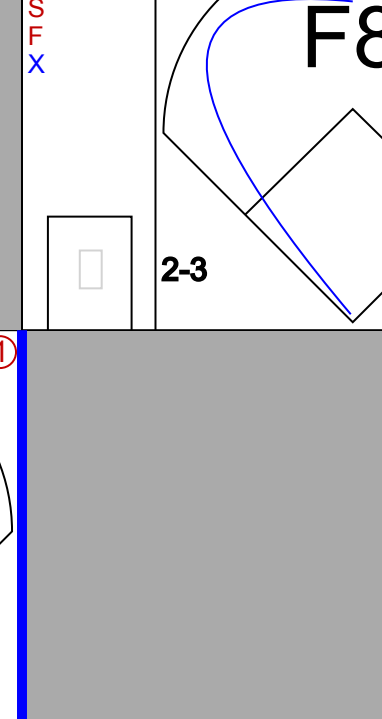


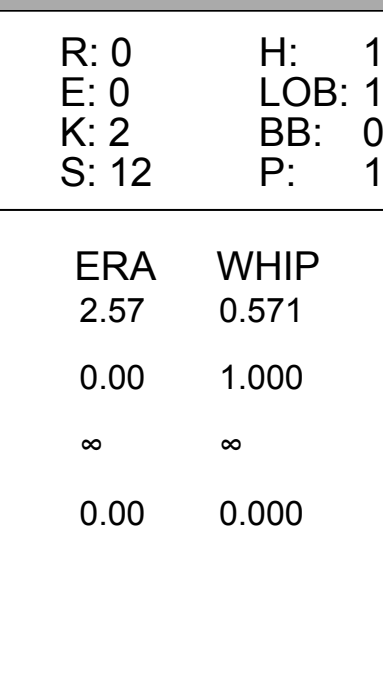
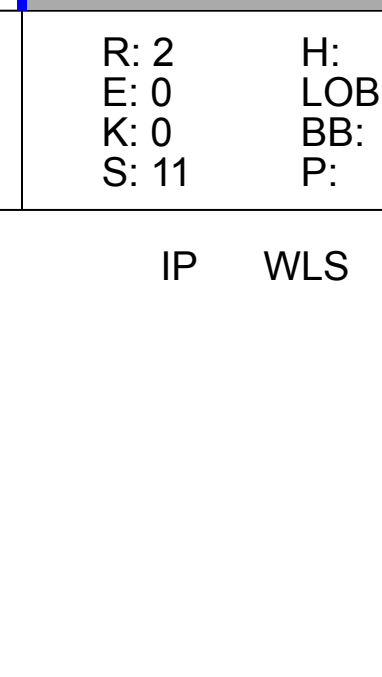
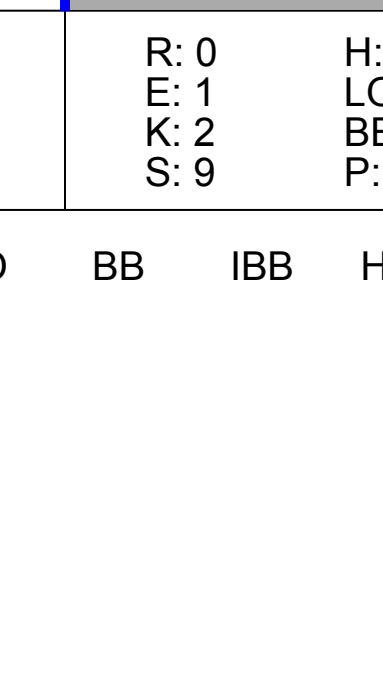
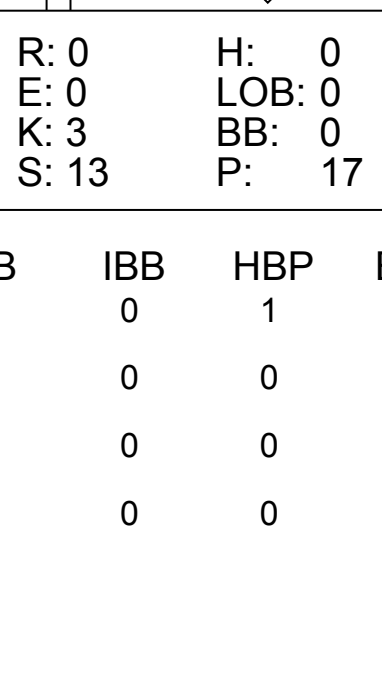
Pittsburgh Pirates @ Cincinnati Reds  
Great American Ball Park, Cincinnati, OH  
Tue Sep 09 2003, 7:10 PM EDT  
Att: 21,241 - Cloudy - 79 F

AB 37  
R 10  
H 13  
RBI 10  
BB 2  
SO 12  
LOB 11





Batter	1	2	3	4	5	6	7	8	9	AB	R	H	RBI	BB	SO	LOB	TOP			
<b>Tike Redman, L</b> OBP: 0.319, SLG: 0.468 (1, 8)										4	0	1	0	0	1	1	<b>Pittsburgh Pirates @ Cincinnati Reds</b> Great American Ball Park, Cincinnati, OH Wed Sep 10 2003, 7:10 PM EDT Att: 20,560 - Cloudy - 83 F			
<b>2 Jack Wilson, R</b> OBP: 0.299, SLG: 0.345 (1, 6)										4	0	1	0	0	0	1				
<b>18 Jason Kendall, R</b> OBP: 0.406, SLG: 0.417 (1, 2)										4	0	3	0	0	0	0				
<b>Matt Stairs, L</b> OBP: 0.387, SLG: 0.559 <b>Reggie Sanders, R</b> OBP: 0.342, SLG: 0.569 (8, PH) (8, 9)										3	0	0	0	0	2	3				
<b>Craig Wilson, R</b> OBP: 0.364, SLG: 0.518 (8, 3)										4	1	2	0	0	0	2				
<b>Michael Gonzalez, R</b> (9, 1)										0	0	0	0	0	0	0				
<b>Julian Tavarez, L</b> (9, 1)										0	0	0	0	0	0	0				
<b>Jason Bay, R</b> OBP: 0.385, SLG: 0.465 <b>Rob Mackowiak, L</b> OBP: 0.314, SLG: 0.433 (9, PH) (9, 7)										3	0	0	0	0	3	3				
<b>José Hernández, R</b> OBP: 0.288, SLG: 0.352 (1, 5)										4	0	0	0	0	4	0				
<b>Abraham Nunez, S</b> OBP: 0.315, SLG: 0.331 (1, 4)										4	1	2	1	0	1	0				
<b>Oliver Pérez, L</b> OBP: 0.200, SLG: 0.184 <b>Mike Lincoln, R</b> (8, 1)										3	0	0	0	0	1	1				
<b>Carlos Rivera, L</b> OBP: 0.244, SLG: 0.282 (9, 3)										0	0	0	0	0	0	0				
<b>Inning Stats</b>	R: 0 E: 0 K: 1 S: 11	H: 1 LOB: 1 BB: 0 P: 13	R: 0 E: 0 K: 2 S: 11	H: 0 LOB: 0 BB: 0 P: 11	R: 1 E: 0 K: 1 S: 8	H: 1 LOB: 0 BB: 0 P: 12	R: 0 E: 0 K: 2 S: 14	H: 1 LOB: 1 BB: 0 P: 22	R: 0 E: 0 K: 1 S: 17	H: 2 LOB: 2 BB: 0 P: 19	R: 0 E: 0 K: 2 S: 14	H: 0 LOB: 0 BB: 0 P: 9	R: 0 E: 0 K: 0 S: 11	H: 2 LOB: 1 BB: 0 P: 16	R: 2 E: 0 K: 2 S: 11	H: 2 LOB: 0 BB: 0 P: 16	1B: 8 2B: 0 3B: 0 HR: 2	SF: 0 SAC: 0 DP: 1 HBP: 0	WP: 0 PB: 0 SB: 0 CS: 0	PA: 36
<b>PITCHER</b>	IP	WLS	BF	H	R	ER	SO	BB	IBB	HBP	BLK	WP	HR	S	P	ERA	WHIP			
<b>Todd Van Poppel, R</b> ERA: 6.3 (1, 1)	6.0		24	6	1	1	9	0	0	0	0	0	1	75	94	1.50	1.000			
<b>John Riedling, R</b> ERA: 5.03 (7, 1)	1.2	H	6	2	0	0	2	0	0	0	0	0	0	14	19	0.00	1.200			
<b>Phil Norton, L</b> ERA: 5.19 (8, 1)	0.1	L	1	0	0	0	0	0	0	0	0	0	0	4	6	0.00	0.000			
<b>Chris Reitsma, R</b> ERA: 4.09 (9, 1)	1.0		5	2	2	2	2	0	0	0	0	0	1	11	16	18.00	2.000			

Batter	1	2	3	4	5	6	7	8	9	AB	R	H	RBI	BB	SO	LOB	BOTTOM					
<b>Juan Castro, R</b> OBP: 0.296, SLG: 0.400 (1, 6)										2	0	0	0	1	0	0	<b>Pittsburgh Pirates @ Cincinnati Reds</b> Great American Ball Park, Cincinnati, OH Wed Sep 10 2003, 7:10 PM EDT Att: 20,560 - Cloudy - 83 F					
<b>Tim Hummel, R</b> OBP: 0.275, SLG: 0.391 (1, 5)										4	0	0	0	0	1	2						
<b>D'Angelo Jimenez, S</b> OBP: 0.349, SLG: 0.417 (1, 4)										4	0	0	0	0	1	2						
<b>Russell Bryanan, L</b> OBP: 0.340, SLG: 0.484 <b>Ray Olmedo, S</b> OBP: 0.289, SLG: 0.285 (9, PR)										4	1	1	0	0	3	1						
<b>Jason LaRue, R</b> OBP: 0.319, SLG: 0.435 (1, 2)										4	0	0	0	0	2	2						
<b>Wily Mo Peña, R</b> OBP: 0.276, SLG: 0.374 (1, 8)										3	1	0	0	0	2	1						
<b>Ruben Mateo, R</b> OBP: 0.309, SLG: 0.354 (1, 9)										3	0	2	2	0	1	0						
<b>37 Stephen Smitherman, R</b> OBP: 0.220, SLG: 0.289 (1, 7)										3	0	0	0	0	1	2						
<b>Todd Van Poppel, R</b> ERA: 5.37 <b>Corky Miller, R</b> OBP: 0.271, SLG: 0.200 <b>John Niekirk, R</b> OBP: 0.226, SLG: 0.295 <b>Phil Norton, L</b> ERA: 5.93 <b>Eric Valenz, L</b> OBP: 0.286, SLG: 0.259 <b>Chris Reitsma, R</b> OBP: 0.125, SLG: 0.125 (8, PH) (9, 1)										1	0	0	0	0	1	0						
<b>Inning Stats</b>	R: 0 E: 0 K: 1 S: 9	H: 0 LOB: 0 BB: 0 P: 11	R: 0 E: 0 K: 2 S: 9	H: 0 LOB: 0 BB: 0 P: 13	R: 0 E: 0 K: 3 S: 13	H: 0 LOB: 0 BB: 0 P: 17	R: 0 E: 1 K: 1 S: 6	H: 0 LOB: 1 BB: 1 P: 16	R: 0 E: 0 K: 2 S: 12	H: 1 LOB: 1 BB: 0 P: 19	R: 0 E: 0 K: 1 S: 10	H: 0 LOB: 0 BB: 0 P: 13	R: 2 E: 0 K: 0 S: 11	H: 2 LOB: 1 BB: 0 P: 16	R: 0 E: 0 K: 1 S: 10	H: 1 LOB: 1 BB: 0 P: 15		R: 0 E: 1 K: 2 S: 9	H: 0 LOB: 1 BB: 0 P: 13	1B: 2 2B: 2 3B: 0 HR: 0	SF: 0 SAC: 1 DP: 1 HBP: 1	WP: 1 PB: 0 SB: 0 CS: 0
<b>PITCHER</b>	IP	WLS	BF	H	R	ER	SO	BB	IBB	HBP	BLK	WP	HR	S	P	ERA	WHIP					
<b>Oliver Pérez, L</b> ERA: 5.37 (1, 1)	7.0		26	3	2	2	10	1	0	1	0	0	0	70	105	2.57	0.571					
<b>Mike Lincoln, R</b> ERA: 5.93 (8, 1)	1.0	W	4	1	0	0	1	0	0	0	0	0	0	10	15	0.00	1.000					
<b>Michael Gonzalez, L</b> ERA: 8.1 (9, 1)	0.0		1	0	0	0	1	0	0	0	0	0	0	3	4	∞	∞					
<b>Julian Tavarez, R</b> ERA: 4.06 (9, 1)	1.0	S	2	0	0	0	1	0	0	0	0	0	0	6	9	0.00	0.000					

AB 36  
R 3  
H 10  
RBI 3  
BB 0  
SO 13  
LOB 12



AB 30  
R 2  
H 4  
RBI 2  
BB 1  
SO 13  
LOB 10





Batter	1	2	3	4	5	6	7	8	9	AB	R	H	RBI	BB	SO	LOB	TOP										
Jeff Reboulet, R OBP: 0.327, SLG: 0.343 (1,4)	P3		G5-3	K		F8			L4	5	0	0	0	0	1	3											
Tike Redman, L OBP: 0.322, SLG: 0.472 (1,8)	G6-3		2B		1B	G3-1			F8	5	0	2	0	0	0	1											
18 Jason Kendall, R OBP: 0.406, SLG: 0.419 (1,2)	G6-3		G5-3		2B		K		1B	5	0	2	0	0	1	1											
Reggie Sanders, R OBP: 0.345, SLG: 0.569 (1,9)		SF9	K		F9		CS		1B	5	1	3	0	0	1	3											
Craig Wilson, R OBP: 0.368, SLG: 0.528 (1,3)	SF9			HR	IBB		K		FC6-4	3	1	1	1	2	1	3											
Jason Bay, R OBP: 0.382, SLG: 0.457 Matt Stairs, L OBP: 0.389, SLG: 0.559 (7, PH)				K	K					3	0	1	0	0	2	3											
Rob Mackowiak, L Mike Lincoln, R (8, 1)			K	SH3-4	K		CS		G6-4-3	4	0	2	0	0	2	6	AB 35										
2 Jack Wilson, R OBP: 0.301, SLG: 0.347 (1,6)	SF9								P6	3	0	2	1	0	0	1	R 2										
Jeff D'Amico, R Mark Corey, R Abraham Nunez, S OBP: 0.314, SLG: 0.330 (8, 4)	K		SH3-4		SH1-4		G6-4-3			1	0	0	0	0	1	2	H 13										
Inning Stats	R: 0 E: 0 K: 0 S: 6	H: 0 LOB: 0 BB: 0 P: 7	R: 1 E: 0 K: 2 S: 11	H: 2 LOB: 2 BB: 1 P: 19	R: 0 E: 0 K: 1 S: 11	H: 1 LOB: 1 BB: 0 P: 16	R: 1 E: 0 K: 2 S: 14	H: 3 LOB: 2 BB: 0 P: 20	R: 0 E: 0 K: 2 S: 14	H: 2 LOB: 3 BB: 1 P: 24	R: 0 E: 0 K: 2 S: 10	H: 1 LOB: 1 BB: 0 P: 12	R: 0 E: 0 K: 2 S: 12	H: 1 LOB: 1 BB: 1 P: 23	R: 0 E: 0 K: 0 S: 4	H: 1 LOB: 0 BB: 0 P: 7	R: 0 E: 0 K: 0 S: 12	H: 2 LOB: 2 BB: 0 P: 13	1B: 10 2B: 2 3B: 0 HR: 1	SF: 1 SAC: 2 DP: 1 HBP: 0	WP: 0 PB: 0 SB: 2 CS: 1	PA: 42					
PITCHER	IP	WLS	BF	H	R	ER	SO	BB	IBB	HBP	BLK	WP	HR	S	P	ERA	WHIP										
Dan Serafini, L ERA: 6.27	5.0		25	8	2	2	7	1	1	0	0	0	1	56	86	3.60	1.800										
65 Scott Randall, R ERA: 4.5	1.2	W	7	2	0	0	2	0	0	0	0	0	0	19	27	0.00	1.200										
Phil Norton, L ERA: 4.5	1.1	H	4	1	0	0	0	1	0	0	0	0	0	7	15	0.00	1.500										
Chris Reitsma, R ERA: 4.04	1.0	S	5	2	0	0	0	0	0	0	0	0	0	12	13	0.00	2.000										

Pittsburgh Pirates @ Cincinnati Reds  
Great American Ball Park, Cincinnati, OH  
Thu Sep 11 2003, 12:35 PM EDT  
Att: 20,479 - Sunny - 73 F

AB 35  
R 2  
H 13  
RBI 2  
BB 3  
SO 9  
LOB 24



Batter	1	2	3	4	5	6	7	8	9	AB	R	H	RBI	BB	SO	LOB	BOTTOM										
Ray Olmedo, S OBP: 0.288, SLG: 0.284 (1,6)	F8		G6-3			HR			K	4	1	1	0	0	1	0											
Tim Hummel, R OBP: 0.273, SLG: 0.380 (1,5)	F9		F9			HR			F8	4	1	1	0	0	0	0											
D'Angelo Jimenez, S OBP: 0.340, SLG: 0.422 (1,4)	G3					HR			P5	4	1	1	3	0	0	0											
Sean Casey, L OBP: 0.346, SLG: 0.398 (1,3)		2B				P6			P2	3	0	1	0	0	0	0											
Russell Branyan, L OBP: 0.340, SLG: 0.488 (1,7)		FC6				L6				3	0	1	0	0	1	0											
Wily Mo Peña, R OBP: 0.277, SLG: 0.367 (1,8)		FC6				F8				2	0	0	0	0	0	2											
Ruben Mateo, R OBP: 0.305, SLG: 0.348 (1,9)		P3				G5-4-3				3	0	0	0	0	1	3	AB 29										
Corky Miller, R OBP: 0.286, SLG: 0.231 (1,2)		K				1B			P6	3	0	1	0	0	1	2	R 3										
Dan Serafini, S Dernel Stenson, L 65 Scott Randall, R Phil Norton, R Chris Reitsma, R OBP: 0.325, SLG: 0.125 (9, 1)						K			K	1	0	0	0	0	1	0	H 6										
Inning Stats	R: 0 E: 0 K: 0 S: 5	H: 0 LOB: 0 BB: 0 P: 7	R: 0 E: 0 K: 1 S: 14	H: 2 LOB: 2 BB: 0 P: 22	R: 0 E: 0 K: 1 S: 8	H: 0 LOB: 0 BB: 0 P: 15	R: 0 E: 0 K: 1 S: 8	H: 0 LOB: 0 BB: 0 P: 11	R: 0 E: 0 K: 1 S: 13	H: 1 LOB: 1 BB: 0 P: 18	R: 3 E: 0 K: 0 S: 10	H: 3 LOB: 0 BB: 0 P: 18	R: 0 E: 0 K: 2 S: 10	H: 0 LOB: 0 BB: 0 P: 15	R: 0 E: 0 K: 1 S: 6	H: 0 LOB: 0 BB: 0 P: 9	R: 0 E: 0 K: 1 S: 12	H: 0 LOB: 0 BB: 0 P: 13	1B: 4 2B: 1 3B: 0 HR: 1	SF: 0 SAC: 0 DP: 1 HBP: 1	WP: 0 PB: 0 SB: 0 CS: 0	PA: 30					
PITCHER	IP	WLS	BF	H	R	ER	SO	BB	IBB	HBP	BLK	WP	HR	S	P	ERA	WHIP										
Jeff D'Amico, R ERA: 4.64	6.0	L	24	6	3	3	4	0	0	0	0	0	1	58	91	4.50	1.000										
Mark Corey, R ERA: 4.03	1.0		3	0	0	0	2	0	0	0	0	0	0	10	15	0.00	0.000										
Mike Lincoln, R ERA: 5.74	1.0		3	0	0	0	1	0	0	0	0	0	0	6	9	0.00	0.000										

Pittsburgh Pirates @ Cincinnati Reds  
Great American Ball Park, Cincinnati, OH  
Thu Sep 11 2003, 12:35 PM EDT  
Att: 20,479 - Sunny - 73 F

AB 29  
R 3  
H 6  
RBI 3  
BB 0  
SO 7  
LOB 8





Batter	1	2	3	4	5	6	7	8	9	AB	R	H	RBI	BB	SO	LOB	TOP			
Marlon Byrd, R OBP: 0.362, SLG: 0.430	G6-3		P3			G4-6-3 1B	F7		G1-3	5	0	1	0	0	0	4	Philadelphia Phillies @ Pittsburgh Pirates PNC Park, Pittsburgh, PA Fri Sep 12 2003, 7:05 PM EDT Att: 18,895 - Cloudy - 67 F			
11 Jimmy Rollins, S OBP: 0.314, SLG: 0.382	L6		F9			G4-6-3 1-2	G6-3			4	0	0	0	0	0	1				
Bobby Abreu, L OBP: 0.407, SLG: 0.477	BB		K			F7		HR		3	1	1	0	1	1	0				
Jim Thome, L OBP: 0.386, SLG: 0.553	K				P6		E4 BB 1B	HR		4	2	1	2	0	1	1				
Mike Lieberthal, R OBP: 0.384, SLG: 0.450		G6-3 1B 2B		K		P3	L5	HR		4	1	1	0	0	1	1				
26 Chase Utley, L OBP: 0.310, SLG: 0.380	G6-3		F8			P4	G4-3			4	0	0	0	0	0	2				
Pat Burrell, R OBP: 0.318, SLG: 0.421		K			K	BB 1B		1B		4	0	2	0	0	2	1				
Tomas Perez, S OBP: 0.323, SLG: 0.385		1B			P6	BB		F9		3	0	1	1	1	0	1				
Amaury Telemaco, R Valerio De Los Santos, L Ricky Ledee, L Jason Michael, R Dan Plesac, L Jose Mesa, R Brandon Duckworth, R Todd Pratt, R	K		K		K	BB		P4		2	0	0	0	0	0	2		livebaseballscorecards.com		
										1	0	0	0	0	0	1				
<b>Inning Stats</b>	R: 0 E: 0 K: 1 S: 14	H: 0 LOB: 1 BB: 1 P: 25	R: 1 E: 0 K: 2 S: 12	H: 2 LOB: 1 BB: 0 P: 18	R: 0 E: 0 K: 1 S: 7	H: 0 LOB: 0 BB: 0 P: 14	R: 0 E: 0 K: 1 S: 6	H: 0 LOB: 0 BB: 0 P: 9	R: 0 E: 0 K: 0 S: 7	H: 1 LOB: 0 BB: 0 P: 10	R: 1 E: 0 K: 0 S: 18	H: 1 LOB: 2 BB: 2 P: 37	R: 2 E: 0 K: 0 S: 10	H: 2 LOB: 0 BB: 0 P: 18	R: 0 E: 0 K: 0 S: 11	H: 1 LOB: 1 BB: 0 P: 16	1B: 4 2B: 1 3B: 1 HR: 1	SF: 0 SAC: 0 DP: 1 HBP: 0	WP: 0 PB: 0 SB: 0 CS: 0	PA: 37
<b>PITCHER</b>	IP WLS BF H R ER SO BB IBB HBP BLK WP HR S P ERA WHIP																			
Kip Wells, R ERA: 3.51	6.2 W 26 4 2 1 7 2 0 0 0 0 0 0 73 119 1.35 0.900																			
Michael Gonzalez, L ERA: 8.1	0.0 0 0 0 0 0 1 0 0 0 0 0 0 1 5 ∞ ∞																			
Mark Corey, R ERA: 4.56	1.1 H 6 2 2 2 0 0 0 0 0 0 0 1 12 23 13.50 1.500																			
Julian Tavarez, R ERA: 4.01	1.0 4 1 0 0 0 0 0 0 0 0 0 0 0 11 16 0.00 1.000																			

Batter	1	2	3	4	5	6	7	8	9	AB	R	H	RBI	BB	SO	LOB	BOTTOM			
Tike Redman, L OBP: 0.326, SLG: 0.479	P2		F7				HR			4	1	2	0	0	0	0	Philadelphia Phillies @ Pittsburgh Pirates PNC Park, Pittsburgh, PA Fri Sep 12 2003, 7:05 PM EDT Att: 18,895 - Cloudy - 67 F			
Abraham Nunez, S OBP: 0.316, SLG: 0.343	G4-6-3 1B				G4-3		K			4	1	2	1	0	1	3				
18 Jason Kendall, R OBP: 0.405, SLG: 0.418	G4-6-3				P3		L9	HR		4	1	1	0	0	0	1				
Reggie Sanders, R OBP: 0.349, SLG: 0.578		G3 WP G6-3 1B		K		2B 1B	HR	HR		4	3	3	3	0	1	0				
Matt Stairs, L OBP: 0.387, SLG: 0.558		G3		P5		1B 2B	F7			4	1	1	0	0	0	1				
Julian Tavarez, L										0	0	0	0	0	0	0				
Craig Wilson, R OBP: 0.366, SLG: 0.522	G6-3				F8			G6-3		3	0	0	1	1	0	0				
Rob Mackowiak, L Jose Hernandez, R Michael Gonzalez, R Mark Corey, R Carlos Rivera, L	F7					E FC6-4 2B	G4-6-3 1B	FC6-4 1B		2	1	1	0	0	0	0		livebaseballscorecards.com		
										1	0	1	2	0	0	0				
2 Jack Wilson, R OBP: 0.299, SLG: 0.344			F8		E6 FC6-4	G4-6-3		P4		4	0	0	0	0	0	4				
Kip Wells, R OBP: 0.203, SLG: 0.286			G6-3		FC6-4		P4	FC6-4		2	0	0	1	0	0	1				
Jeff Reboulet, R OBP: 0.325, SLG: 0.340										2	0	0	0	0	0	1	P			
										2	0	0	0	0	0	1				
<b>Inning Stats</b>	R: 0 E: 0 K: 0 S: 7	H: 1 LOB: 0 BB: 0 P: 11	R: 1 E: 0 K: 0 S: 10	H: 1 LOB: 0 BB: 0 P: 13	R: 0 E: 0 K: 0 S: 6	H: 0 LOB: 0 BB: 0 P: 9	R: 1 E: 0 K: 1 S: 9	H: 1 LOB: 0 BB: 0 P: 18	R: 1 E: 1 K: 0 S: 8	H: 2 LOB: 2 BB: 0 P: 10	R: 2 E: 0 K: 0 S: 12	H: 3 LOB: 1 BB: 1 P: 26	R: 3 E: 0 K: 1 S: 14	H: 3 LOB: 0 BB: 0 P: 24	R: 0 E: 0 K: 0 S: 11	H: 1 LOB: 1 BB: 0 P: 18	1B: 7 2B: 3 3B: 0 HR: 2	SF: 0 SAC: 0 DP: 2 HBP: 0	WP: 1 PB: 0 SB: 1 CS: 0	PA: 36
<b>PITCHER</b>	IP WLS BF H R ER SO BB IBB HBP BLK WP HR S P ERA WHIP																			
Amaury Telemaco, R ERA: 3.96	5.1 L 24 7 5 4 1 0 0 0 0 0 0 0 4 9 6.75 1.312																			
Valerio De Los Santos, L ERA: 4.41	0.2 2 1 0 0 0 0 0 0 0 0 0 0 4 9 0.00 1.500																			
Dan Plesac, L ERA: 2.7	0.2 4 2 2 2 1 0 0 0 0 0 0 0 9 14 27.00 3.000																			
Jose Mesa, R ERA: 6.27	0.1 2 1 1 1 0 0 0 0 0 0 0 1 5 10 27.00 3.000																			
Brandon Duckworth, R ERA: 5.01	1.0 4 1 0 0 0 0 0 0 0 0 0 0 11 18 0.00 1.000																			







Batter	1	2	3	4	5	6	7	8	9	AB	R	H	RBI	BB	SO	LOB	TOP					
<b>Marlon Byrd, R</b> <small>OBP: 0.358, SLG: 0.424</small> 										4	2	1	0	1	0	1						
<b>11 Jimmy Rollins, S</b> <small>OBP: 0.314, SLG: 0.382</small> 										5	2	2	1	0	1	2						
<b>Bobby Abreu, L</b> <small>OBP: 0.412, SLG: 0.482</small> 										4	1	2	1	1	1	1						
<b>Jim Thome, L</b> <small>OBP: 0.388, SLG: 0.553</small> 										4	1	2	3	1	1	2						
<b>Ricky Ledee, L</b> <small>OBP: 0.341, SLG: 0.494</small> 										5	1	1	1	0	1	5						
<b>Todd Pratt, R</b> <small>OBP: 0.406, SLG: 0.475</small> 										5	0	1	0	0	2	3						
<b>26 Chase Utley, L</b> <small>OBP: 0.311, SLG: 0.370</small> <b>Mike Williams, R</b> <small>OBP: 0.314, SLG: 0.382</small> 										5	0	2	1	0	1	0						
<b>Nick Punto, S</b> <small>OBP: 0.276, SLG: 0.275</small> 										5	1	1	0	0	1	3						
<b>Randy Wolf, L</b> <small>OBP: 0.247, SLG: 0.269</small> <b>Rheal Cormier, L</b> <small>OBP: 0.300, SLG: 0.500</small> <b>Jason Michaels, R</b> <small>OBP: 0.412, SLG: 0.566</small> <b>Tomas Perez, S</b> <small>OBP: 0.322, SLG: 0.383</small> 										4	2	2	1	0	0	0						
<b>Inning Stats</b> R: 2 H: 2 R: 6 H: 7 R: 2 H: 3 R: 0 H: 0 R: 0 H: 0 R: 0 H: 1 R: 0 H: 1 R: 0 H: 1 E: 0 LOB: 1 E: 1 LOB: 2 E: 1 LOB: 2 E: 0 LOB: 0 E: 0 LOB: 0 E: 0 LOB: 1 E: 0 LOB: 1 K: 1 BB: 2 K: 0 BB: 1 K: 0 BB: 0 K: 1 BB: 0 K: 1 BB: 0 K: 1 BB: 0 K: 1 BB: 0 S: 14 P: 28 S: 23 P: 44 S: 17 P: 27 S: 6 P: 7 S: 13 P: 21 S: 5 P: 7 S: 10 P: 15 S: 7 P: 12 S: 16 P: 20											1B: 12 SF: 0 2B: 2 SAC: 0 3B: 0 DP: 1 HR: 0 HBP: 0	WP: 0 PA: 45 PB: 0 SB: 0 CS: 0										
<b>PITCHER</b> <b>16 Salomon Torres, R</b> <small>ERA: 4.94</small> <b>34 John Grabow, L</b> <small>ERA: 13.5</small> <b>Nelson Figueroa, R</b> <small>ERA: 3.85</small> <b>Duaner Sanchez, R</b> <small>ERA: 14.4</small> <b>Brian Boehringer, R</b> <small>ERA: 5.61</small>											<b>PITCHER</b> <b>Mike Lincoln, R</b> <small>ERA: 5.57</small> <b>Brian Meadows, R</b> <small>ERA: 5.0</small>											IP: 1.2 WLS: 1 BF: 13 H: 6 R: 7 ER: 2 SO: 1 BB: 3 IBB: 0 HBP: 0 BLK: 0 WP: 0 HR: 0 S: 26 P: 51 ERA: 37.80 WHIP: 5.400 IP: 1.1 WLS: 1 BF: 7 H: 6 R: 3 ER: 2 SO: 0 BB: 0 IBB: 0 HBP: 0 BLK: 0 WP: 0 HR: 0 S: 19 P: 28 ERA: 0.000 WHIP: 4.500 IP: 1.0 WLS: 0 BF: 3 H: 0 R: 0 ER: 0 SO: 1 BB: 0 IBB: 0 HBP: 0 BLK: 0 WP: 0 HR: 0 S: 5 P: 7 ERA: 0.000 WHIP: 0.000 IP: 1.0 WLS: 0 BF: 4 H: 1 R: 0 ER: 0 SO: 1 BB: 0 IBB: 0 HBP: 0 BLK: 0 WP: 0 HR: 0 S: 7 P: 12 ERA: 0.000 WHIP: 1.000 IP: 1.0 WLS: 0 BF: 4 H: 1 R: 0 ER: 0 SO: 1 BB: 0 IBB: 0 HBP: 0 BLK: 0 WP: 0 HR: 0 S: 7 P: 15 ERA: 0.000 WHIP: 1.000
Batter	1	2	3	4	5	6	7	8	9	AB	R	H	RBI	BB	SO	LOB	BOTTOM					
<b>Jeff Reardon, R</b> <small>ERA: 4.94</small> <b>Nelson Figueroa, R</b> <small>ERA: 3.85</small> <b>Rob Macquarrie, L</b> <small>ERA: 13.5</small> <b>Duaner Sanchez, R</b> <small>ERA: 14.4</small> <b>Brian Boehringer, S</b> <small>ERA: 5.61</small> <b>Mike Lincoln, R</b> <small>ERA: 5.57</small> <b>Brian Meadows, R</b> <small>ERA: 5.0</small> 										2	0	0	0	0	0	0						
<b>2 Jack Wilson, R</b> <small>OBP: 0.297, SLG: 0.342</small> 										5	1	1	0	0	1	1						
<b>Reggie Sanders, R</b> <small>OBP: 0.345, SLG: 0.572</small> 										4	0	1	2	0	0	1						
<b>Craig Wilson, R</b> <small>OBP: 0.363, SLG: 0.533</small> 										4	1	1	1	0	1	1						
<b>Jason Bay, R</b> <small>OBP: 0.390, SLG: 0.500</small> 										4	2	2	0	0	1	0						
<b>José Hernández, R</b> <small>OBP: 0.289, SLG: 0.352</small> 										4	0	1	1	0	2	1						
<b>J.J. Davis, R</b> <small>OBP: 0.381, SLG: 0.474</small> 										4	1	2	2	0	1	1						
<b>Carlos Rivera, L</b> <small>OBP: 0.250, SLG: 0.325</small> 										4	1	1	1	0	2	1						
<b>16 Salomon Torres, R</b> <small>OBP: 0.125, SLG: 0.034</small> <b>34 John Grabow, L</b> <small>OBP: 0.125, SLG: 0.034</small> <b>Bobby Hill, S</b> <small>OBP: 0.444, SLG: 0.286</small> 										0	0	0	0	0	0	0						
<b>Inning Stats</b> R: 0 H: 0 R: 1 H: 2 R: 0 H: 0 R: 1 H: 2 R: 2 H: 2 R: 0 H: 0 R: 2 H: 2 E: 0 LOB: 0 E: 0 LOB: 1 E: 0 LOB: 0 E: 0 LOB: 1 E: 0 LOB: 1 E: 0 LOB: 1 K: 0 BB: 0 K: 1 BB: 0 K: 2 BB: 0 K: 2 BB: 0 K: 1 BB: 0 K: 2 BB: 0 S: 16 P: 21 S: 15 P: 23 S: 6 P: 10 S: 13 P: 16 S: 8 P: 11 S: 8 P: 10 S: 16 P: 23											1B: 4 SF: 0 2B: 3 SAC: 0 3B: 0 DP: 0 HR: 3 HBP: 0	WP: 0 PA: 38 PB: 0 SB: 0 CS: 0										
<b>PITCHER</b> <b>Randy Wolf, L</b> <small>ERA: 4.17</small> <b>Rheal Cormier, L</b> <small>ERA: 1.53</small> <b>Mike Williams, R</b> <small>ERA: 6.02</small>											<b>PITCHER</b> <b>Mike Lincoln, R</b> <small>ERA: 5.57</small> <b>Brian Meadows, R</b> <small>ERA: 5.0</small>											IP: 6.1 WLS: 8 BF: 28 H: 6 R: 5 ER: 5 SO: 6 BB: 1 IBB: 0 HBP: 0 BLK: 0 WP: 0 HR: 0 S: 82 P: 116 ERA: 7.11 WHIP: 1.421 IP: 1.2 WLS: 7 BF: 7 H: 2 R: 2 ER: 2 SO: 0 BB: 0 IBB: 0 HBP: 0 BLK: 0 WP: 0 HR: 0 S: 20 P: 28 ERA: 10.80 WHIP: 1.200 IP: 1.0 WLS: 0 BF: 3 H: 0 R: 0 ER: 0 SO: 2 BB: 0 IBB: 0 HBP: 0 BLK: 0 WP: 0 HR: 0 S: 12 P: 15 ERA: 0.000 WHIP: 0.000

Philadelphia Phillies @ Pittsburgh Pirates  
 PNC Park, Pittsburgh, PA  
 Sun Sep 14 2003, 1:35 PM EDT  
 Att: 16,383 - Cloudy - 78 F

AB 42  
 R 10  
 H 14  
 RBI 8  
 BB 3  
 SO 8  
 LOB 18



Philadelphia Phillies @ Pittsburgh Pirates  
 PNC Park, Pittsburgh, PA  
 Sun Sep 14 2003, 1:35 PM EDT  
 Att: 16,383 - Cloudy - 78 F

AB 37  
 R 7  
 H 10  
 RBI 7  
 BB 1  
 SO 10  
 LOB 8





Batter	1	2	3	4	5	6	7	8	9	AB	R	H	RBI	BB	SO	LOB	TOP					
Ray Olmedo, S (1, 6) OBP: 0.294, SLG: 0.283	G5-3			G6-3			G6-3 WP	F8		4	0	1	0	1	0	1	<b>Cincinnati Reds @ Pittsburgh Pirates</b> PNC Park, Pittsburgh, PA Mon Sep 15 2003, 7:05 PM EDT Att: 8,565 - Cloudy - 71 F					
Eric Valent, L (1, 9) OBP: 0.263, SLG: 0.243	F7				F7		F8		P4	5	0	0	0	0	0	5						
D'Angelo Jimenez, S (1, 4) OBP: 0.347, SLG: 0.423				G4-3	L4		G6-3		L5	5	0	1	1	0	0	1						
Sean Casey, L (1, 3) OBP: 0.347, SLG: 0.397					F7		G1-3		F7	5	0	2	0	0	0	1						
Russell Branyan, L (1, 5) OBP: 0.352, SLG: 0.479	G4-3						G4-3			3	0	1	0	1	0	2						
Wily Mo Peña, R (1, 8) OBP: 0.281, SLG: 0.339							G5-3		F8	4	0	0	0	0	1	3						
Dernell Stenson, L (1, 7) OBP: 0.348, SLG: 0.417							E1		FC3-6	4	1	1	0	0	1	3						
Corky Miller, R (1, 2) OBP: 0.414, SLG: 0.304							G5-3		E6	3	1	1	0	1	0	1						
Todd Van Poppel, R (1, 1) Tim Hummel, R (7, PH) Phil Norton, R (7, 1) Jason LaRue, R (8, PH) 71 Juan Cerros, R (8, 1)									E5	2	0	0	0	0	0	2						
<b>Inning Stats</b>	R: 0 E: 0 K: 0 S: 13	H: 2 LOB: 2 BB: 0 P: 21	R: 0 E: 1 K: 0 S: 9	H: 0 LOB: 3 BB: 2 P: 21	R: 0 E: 0 K: 2 S: 16	H: 1 LOB: 2 BB: 1 P: 30	R: 0 E: 0 K: 0 S: 9	H: 0 LOB: 0 BB: 0 P: 15	R: 0 E: 0 K: 0 S: 8	H: 0 LOB: 1 BB: 0 P: 13	R: 0 E: 1 K: 0 S: 9	H: 1 LOB: 1 BB: 0 P: 13	R: 1 E: 0 K: 0 S: 8	H: 2 LOB: 1 BB: 0 P: 13	R: 2 E: 2 K: 0 S: 17	H: 2 LOB: 1 BB: 0 P: 28		R: 0 E: 0 K: 0 S: 8	H: 0 LOB: 0 BB: 0 P: 13	1B: 8 2B: 0 3B: 0 HR: 0	SF: 0 SAC: 0 DP: 0 HBP: 0	WP: 2 PB: 0 SB: 0 CS: 0
<b>PITCHER</b>	IP WLS BF H R ER SO BB IBB HBP BLK WP HR S P ERA WHIP																					
Ryan Vogelsong, R (1, 1) ERA: 7.24	5.0 W 22 3 0 0 2 3 0 0 0 0 0 55 102 0.00 1.200																					
Brian Meadows, R (6, 1) ERA: 4.94	2.2 H 14 5 3 1 0 0 0 0 0 0 2 0 31 48 3.38 1.875																					
Michael Gonzalez, L (8, 1) ERA: 7.71	0.1 H 1 0 0 0 0 0 0 0 0 0 0 0 3 6 0.00 0.000																					
Julian Tavarez, R (9, 1) ERA: 3.87	1.0 S 3 0 0 0 0 0 0 0 0 0 0 0 8 13 0.00 0.000																					

Batter	1	2	3	4	5	6	7	8	9	AB	R	H	RBI	BB	SO	LOB	BOTTOM					
Tike Redman, L (1, 8) OBP: 0.330, SLG: 0.477		G4-3					G4-3			3	0	1	0	1	0	0	<b>Cincinnati Reds @ Pittsburgh Pirates</b> PNC Park, Pittsburgh, PA Mon Sep 15 2003, 7:05 PM EDT Att: 8,565 - Cloudy - 71 F					
Abraham Nunez, S (1, 4) OBP: 0.314, SLG: 0.347	FC3-6			G4-3	F7		F8			4	1	0	0	0	2							
18 Jason Kendall, R (1, 2) OBP: 0.401, SLG: 0.413				F7	G2-3		G4-3			4	0	0	0	0	1	2						
Reggie Sanders, R (1, 7) OBP: 0.344, SLG: 0.568				F7			F9		F8	3	1	0	0	1	0	0						
Matt Stairs, L (1, 3) OBP: 0.391, SLG: 0.565							F8			2	2	1	3	1	0	0						
Carlos Rivera, L (7, 3) OBP: 0.259, SLG: 0.333										1	1	1	0	0	0	0						
Craig Wilson, R (1, 9) OBP: 0.368, SLG: 0.538							G6-3			3	1	2	0	0	0	0						
Rob Mackowiak, L (1, 5) OBP: 0.329, SLG: 0.436										3	0	1	0	1	0	3						
José Hernández, R (9, 5) OBP: 0.289, SLG: 0.352	F7						P6			0	0	0	0	0	0	0						
2 Jack Wilson, R (1, 6) OBP: 0.297, SLG: 0.344										3	0	1	3	0	0	1						
Ryan Vogelsong, R (1, 1) J.J. Davis, R (5, PH) Brian Meadows, R (6, 1) Michael Gonzalez, R (8, 1) Jeff Reboulet, R (8, PH) Julian Tavarez, L (9, 1)										1	0	0	0	0	0	0						
<b>Inning Stats</b>	R: 3 E: 0 K: 1 S: 17	H: 3 LOB: 1 BB: 1 P: 26	R: 0 E: 0 K: 0 S: 5	H: 0 LOB: 0 BB: 0 P: 8	R: 0 E: 0 K: 0 S: 7	H: 0 LOB: 0 BB: 0 P: 12	R: 0 E: 0 K: 0 S: 8	H: 1 LOB: 1 BB: 0 P: 15	R: 0 E: 0 K: 0 S: 8	H: 0 LOB: 1 BB: 1 P: 16	R: 2 E: 0 K: 0 S: 9	H: 1 LOB: 1 BB: 1 P: 21	R: 0 E: 0 K: 0 S: 6	H: 0 LOB: 0 BB: 0 P: 7	R: 1 E: 0 K: 0 S: 8	H: 2 LOB: 2 BB: 1 P: 15	R: 0 E: 0 K: 0 S: 8	H: 0 LOB: 0 BB: 0 P: 13	1B: 4 2B: 2 3B: 0 HR: 1	SF: 1 SAC: 0 DP: 0 HBP: 1	WP: 0 PB: 0 SB: 3 CS: 0	PA: 36
<b>PITCHER</b>	IP WLS BF H R ER SO BB IBB HBP BLK WP HR S P ERA WHIP																					
Todd Van Poppel, R (1, 1) ERA: 6.5	6.0 L 27 5 5 5 1 0 0 0 0 0 0 6 54 7.50 1.333																					
Phil Norton, L (7, 1) ERA: 3.65	1.0 3 0 0 0 0 0 0 0 0 0 0 6 7 0.00 0.000																					
71 Juan Cerros, R (8, 1) ERA: 7.71	1.0 6 2 1 1 0 0 0 1 0 0 0 0 8 15 9.00 2.000																					












Batter	1	2	3	4	5	6	7	8	9	AB	R	H	RBI	BB	SO	LOB	TOP					
Ray Olmedo, S (1, 6) OBP: 0.293, SLG: 0.293	G4-3			K		2-6		FC6-4		4	0	1	0	0	1	1	<b>Cincinnati Reds @ Pittsburgh Pirates</b> PNC Park, Pittsburgh, PA Thu Sep 18 2003, 12:35 PM EDT Att: 10,390 - Cloudy - 65 F					
Juan Castro, R (1, 5) OBP: 0.296, SLG: 0.399	K			G5-3					G6-3	4	0	0	0	0	2	1						
D'Angelo Jimenez, S (1, 4) OBP: 0.352, SLG: 0.428	G4-3			G1-3						3	0	1	0	1	0	0						
Russell Branyan, L (1, 3) OBP: 0.347, SLG: 0.462				K		P6				3	0	0	0	1	2	1						
Wily Mo Peña, R (1, 8) OBP: 0.260, SLG: 0.353	G5-3			G5-3		F8				4	0	0	0	0	1	4						
Dermell Stenson, L (1, 9) OBP: 0.333, SLG: 0.391	G5-3			G6-3		G6-3				3	0	0	0	0	0	3						
37 Stephen Smitherman, R (1, 7) OBP: 0.200, SLG: 0.262				F9		F9				3	0	0	0	0	0	0						
Corky Miller, R (1, 2) OBP: 0.406, SLG: 0.308				G6-3		P1				3	0	1	0	0	0	0						
John Bale, L (1, 1) 65 Scott Randall, R (3, 1) John Riedling, R (6, 1) Phil Norton, L (7, 1) Eric Valent, L (8, PH) Chris Reitsma, R (8, 1)				G3						1	0	0	0	0	0	0	<b>REDS</b>					
										1	0	0	0	0	0	0						
<b>Inning Stats</b>	R: 0 E: 0 K: 1 S: 9	H: 0 LOB: 0 BB: 0 P: 15	R: 0 E: 0 K: 1 S: 5	H: 0 LOB: 0 BB: 0 P: 6	R: 0 E: 0 K: 0 S: 10	H: 0 LOB: 0 BB: 0 P: 15	R: 0 E: 0 K: 1 S: 11	H: 0 LOB: 0 BB: 0 P: 13	R: 0 E: 0 K: 0 S: 6	H: 1 LOB: 0 BB: 0 P: 10	R: 0 E: 0 K: 0 S: 8	H: 1 LOB: 3 BB: 2 P: 11	R: 0 E: 0 K: 1 S: 13	H: 1 LOB: 3 BB: 2 P: 24	R: 0 E: 0 K: 1 S: 8	H: 1 LOB: 1 BB: 0 P: 11	R: 0 E: 0 K: 2 S: 8	H: 1 LOB: 1 BB: 0 P: 16	1B: 3 2B: 0 3B: 1 HR: 0	SF: 0 SAC: 0 DP: 0 HBP: 0	WP: 0 PB: 0 SB: 0 CS: 0	PA: 32
<b>PITCHER</b>	IP WLS BF H R ER SO BB IBB HBP BLK WP HR S P ERA WHIP																					
Kip Wells, R (1, 1) ERA: 3.38	7.0 W 25 2 0 0 4 2 0 0 0 0 0 0 62 94 0.00 0.571																					
Brian Meadows, R (8, 1) ERA: 4.81	2.0 8 2 0 0 3 0 0 0 0 0 0 0 16 27 0.00 1.000																					

Batter	1	2	3	4	5	6	7	8	9	AB	R	H	RBI	BB	SO	LOB	BOTTOM			
Jeff Reboulet, R (1, 4) OBP: 0.325, SLG: 0.337	G5-3		G6-3							4	1	2	1	1	0	0	<b>Cincinnati Reds @ Pittsburgh Pirates</b> PNC Park, Pittsburgh, PA Thu Sep 18 2003, 12:35 PM EDT Att: 10,390 - Cloudy - 65 F			
Tike Redman, L (1, 8) OBP: 0.345, SLG: 0.479	G5-3									5	1	3	0	0	0	2				
18 Jason Kendall, R (1, 2) OBP: 0.402, SLG: 0.416	G5-3									5	1	2	1	0	1	3				
Craig Wilson, R (1, 3) OBP: 0.369, SLG: 0.529										1	1	0	0	2	0	0				
Jason Bay, R (1, 7) OBP: 0.409, SLG: 0.527										1	0	0	0	1	1	1				
Rob Mackowiak, L (6, PH) OBP: 0.335, SLG: 0.444										1	0	0	1	1	1	3				
J.J. Davis, R (1, 9) OBP: 0.320, SLG: 0.391										2	0	0	0	0	1	1				
Matt Stairs, L (6, PH) OBP: 0.394, SLG: 0.575										2	1	2	2	0	0	0				
José Hernández, R (1, 5) OBP: 0.288, SLG: 0.351										4	1	1	0	0	2	3				
2 Jack Wilson, R (1, 6) OBP: 0.300, SLG: 0.349										4	0	1	0	0	2	2				
Kip Wells, R (1, 1) ERA: 4.47										2	0	0	0	0	0	0				
65 Scott Randall, R (3, 1) ERA: 6.75										1	1	1	0	0	0	0				
John Riedling, R (6, 1) ERA: 5.12										0	0	0	0	0	0	0				
Phil Norton, L (7, 1) ERA: 3.38										0	0	0	0	0	0	0				
Chris Reitsma, R (8, 1) ERA: 4.16										0	0	0	0	0	0	0				
<b>Inning Stats</b>	R: 0 E: 0 K: 0 S: 12	H: 0 LOB: 0 BB: 0 P: 17	R: 0 E: 0 K: 1 S: 12	H: 0 LOB: 1 BB: 1 P: 19	R: 0 E: 0 K: 1 S: 16	H: 0 LOB: 0 BB: 0 P: 23	R: 0 E: 0 K: 1 S: 8	H: 1 LOB: 1 BB: 0 P: 13	R: 0 E: 0 K: 2 S: 9	H: 1 LOB: 1 BB: 0 P: 14	R: 4 E: 0 K: 0 S: 14	H: 3 LOB: 1 BB: 3 P: 30	R: 1 E: 0 K: 2 S: 20	H: 3 LOB: 3 BB: 1 P: 32	R: 2 E: 1 K: 1 S: 16	H: 4 LOB: 2 BB: 0 P: 21	1B: 11 2B: 1 3B: 0 HR: 0	SF: 0 SAC: 1 DP: 2 HBP: 1	WP: 2 PB: 0 SB: 0 CS: 0	PA: 39
<b>PITCHER</b>	IP WLS BF H R ER SO BB IBB HBP BLK WP HR S P ERA WHIP																			
John Bale, L (1, 1) ERA: 4.47	3.1 L 18 5 4 4 4 2 1 1 0 1 0 45 78 10.80 2.100																			
John Riedling, R (6, 1) ERA: 5.12	1.1 7 3 1 1 1 1 0 0 0 0 0 19 30 6.75 3.000																			
Phil Norton, L (7, 1) ERA: 3.38	0.1 1 0 0 0 1 0 0 0 0 0 0 3 4 0.00 0.000																			
Chris Reitsma, R (8, 1) ERA: 4.16	1.0 7 4 2 2 1 0 0 0 0 0 0 16 21 18.00 4.000																			



Batter	1	2	3	4	5	6	7	8	9	AB	R	H	RBI	BB	SO	LOB	TOP										
<b>Kenny Lofton, L</b> OBP: 0.345, SLG: 0.444 (1, 8)	0-1 BB 1B	3-1 F8	0-0 SF7 3B		4-0 FC6-4 IBB		1-0 L6			4	1	2	3	1	0	1	<b>Chicago Cubs @ Pittsburgh Pirates</b> PNC Park, Pittsburgh, PA Fri Sep 19 2003, 5:05 PM EDT Overcast - 68 F										
<b>Mark Grudzielanek, R</b> OBP: 0.369, SLG: 0.419 (1, 4)	1-0 L9	3-1	0-0 SF7 1B		1-0 FC6-4 1-2		2-3 K			4	0	1	2	0	1	3											
<b>Sammy Sosa, R</b> OBP: 0.363, SLG: 0.543 (1, 9)	0-1 P4	0-0 G5-3	0-1 G5-3			0-1 F8		1-3 K		5	0	0	0	0	1	2											
<b>Moises Alou, R</b> OBP: 0.363, SLG: 0.474 (1, 7)	4-0 BB 1-2		2-1 G6-3		0-0 F8		4-1 16 WP HBP BB	3-3 K		3	1	0	0	2	1	0											
<b>Randall Simon, L</b> OBP: 0.307, SLG: 0.432 (1, 3)	0-0 F9		1-0 16 HR 1B		1-0 P4		1-0 16 WP HBP	1-2 P5		4	1	1	0	0	0	2											
<b>16 Aramis Ramirez, R</b> OBP: 0.324, SLG: 0.455 (1, 5)		4-1 HR BB	1-2 HR 1B		2-3 K		4-2 1-2 2-3 BB	4-0 BB		2	2	1	2	3	1	0											
<b>Alex Gonzalez, R</b> OBP: 0.295, SLG: 0.405 (1, 6)		0-0 HR 1B	4-2 3B 1B		0-1 S 1B		3-2 SF9	1 SAFE 2-2 F7		3	2	2	3	1	0	1											
<b>Damian Miller, R</b> OBP: 0.309, SLG: 0.364 <b>Tony Womack, L</b> OBP: 0.255, SLG: 0.311 <b>Paul Bako, L</b> OBP: 0.311, SLG: 0.318 (1, 2)		0-2 G4-3	1-0 3B 1B		1-1 G1-3		0-0 G3	2-3 K		4	1	1	0	0	0	3											
<b>38 Carlos Zambrano, S</b> OBP: 0.287, SLG: 0.397 <b>Dave Veres, R</b> <b>Mark Guthrie, R</b> <b>Tom Goodwin, L</b> <b>Kyle Farnsworth, R</b> <b>Mike Remlinger, L</b> <b>Troy O'Leary, L</b> <b>Joe Borowski, R</b> (1, 1)		0-0 1B 2B	1-1 1-2 2-3 3B 1B		1-3 K		1-2 F8	3-1 F8		3	2	2	0	0	1	1											
<b>Inning Stats</b>	R: 0 E: 0 K: 0 S: 6	H: 1 LOB: 2 BB: 1 P: 11	R: 3 E: 0 K: 0 S: 11	H: 3 LOB: 1 BB: 1 P: 21	R: 6 E: 0 K: 0 S: 15	H: 5 LOB: 0 BB: 1 P: 25	R: 0 E: 0 K: 1 S: 7	H: 0 LOB: 0 BB: 0 P: 10	R: 0 E: 0 K: 1 S: 8	H: 1 LOB: 2 BB: 1 P: 15	R: 1 E: 0 K: 0 S: 9	H: 0 LOB: 0 BB: 0 P: 21	R: 0 E: 0 K: 2 S: 9	H: 0 LOB: 0 BB: 0 P: 14	R: 0 E: 0 K: 1 S: 9	H: 0 LOB: 1 BB: 1 P: 20		1B: 6 2B: 1 3B: 1 HR: 2	SF: 2 SAC: 0 DP: 0 HBP: 1	WP: 1 PB: 0 SB: 1 CS: 0	PA: 45						
<b>PITCHER</b>	IP	WLS	BF	H	R	ER	SO	BB	IBB	HBP	BLK	WP	HR	S	P	ERA	WHIP										
<b>Josh Fogg, R</b> ERA: 5.23	2.1		19	9	9	9	0	3	0	0	0	0	2	29	54	34.71	5.143										
<b>Nelson Figueroa, R</b> ERA: 3.5	3.2	L	16	1	1	1	2	2	1	1	0	1	0	27	49	2.46	0.818										
<b>Mark Corey, R</b> ERA: 5.4	2.0		6	0	0	0	3	0	0	0	0	0	0	17	26	0.00	0.000										
<b>Mike Lincoln, R</b> ERA: 5.4	0.2		3	0	0	0	1	1	0	0	0	0	0	7	15	0.00	1.500										
<b>34 John Grabow, L</b> ERA: 10.8	0.1		1	0	0	0	0	0	0	0	0	0	0	2	5	0.00	0.000										

AB 35  
R 10  
H 10  
RBI 10  
BB 7  
SO 6  
LOB 15



Batter	1	2	3	4	5	6	7	8	9	AB	R	H	RBI	BB	SO	LOB	BOTTOM										
<b>Tike Redman, L</b> OBP: 0.337, SLG: 0.467 (1, 8)	1-1 P6	0-1 F8		2-1 G4-3		2-2 F7		1-1 F8		5	0	0	0	0	0	2	<b>Chicago Cubs @ Pittsburgh Pirates</b> PNC Park, Pittsburgh, PA Fri Sep 19 2003, 5:05 PM EDT Overcast - 68 F										
<b>Abraham Nunez, S</b> OBP: 0.311, SLG: 0.345 <b>Jeff Reboulet, R</b> OBP: 0.324, SLG: 0.336 (1, 4)	2-2 G4-3	0-1 G4-3			1-3 K	2-2 E9 1B		2-2 F8		4	0	0	0	0	1	1											
<b>18 Jason Kendall, R</b> OBP: 0.402, SLG: 0.415 (1, 2)	0-1 CS 1B		2-2 G5-3		2-1 E BB WP 1B	1-2 E4		2-1 F9		5	1	2	0	0	0	1											
<b>Matt Stairs, L</b> OBP: 0.395, SLG: 0.570 (1, 3)	3-2 CS 1-2	1-0 BB HR 1B	2-1 G4-3		4-2 WP E 2B BB	2-0 P4		2-1 P3		4	2	1	0	1	0	2											
<b>Craig Wilson, R</b> OBP: 0.366, SLG: 0.523 (1, 9)		0-2 HR BB 1B	0-0 G6-3		1-2 K		2-3 K	1-2 P6		5	1	1	0	0	2	2											
<b>Rob Mackowiak, L</b> OBP: 0.339, SLG: 0.456 (1, 5)		4-2 HR BB		1-2 HR 3B	2-1 E3 WP 2B	1-0 F7		3-3 F7		3	3	1	0	1	0	2											
<b>Jason Bay, R</b> OBP: 0.429, SLG: 0.661 (1, 7)		0-1 HR 1B		0-0 HR 3B	3-1 HR 2B	0-3 K				4	2	3	8	0	1	0											
<b>2 Jack Wilson, R</b> OBP: 0.299, SLG: 0.347 (1, 6)		4-0 SH1-4 BB		0-1 G6-3	0-1 L7			1-0 L6		3	0	0	0	1	0	1											
<b>Josh Fogg, R</b> ERA: 5.23 <b>Nelson Figueroa, R</b> ERA: 3.5 <b>J.J. Davis, R</b> ERA: 4.75 <b>Mark Corey, R</b> ERA: 5.4 <b>Carlos Rivera, L</b> ERA: 3.41 <b>Mike Lincoln, R</b> ERA: 5.4 <b>34 John Grabow, L</b> ERA: 10.8 (1, 1)		0-0 SH1-4		1-3 K		1-3 K		0-1 BB		0	0	0	0	0	0	0											
<b>Inning Stats</b>	R: 0 E: 0 K: 0 S: 10	H: 1 LOB: 0 BB: 0 P: 16	R: 4 E: 0 K: 0 S: 14	H: 3 LOB: 2 BB: 2 P: 23	R: 0 E: 0 K: 0 S: 6	H: 0 LOB: 0 BB: 0 P: 10	R: 2 E: 0 K: 1 S: 11	H: 2 LOB: 0 BB: 0 P: 15	R: 3 E: 1 K: 2 S: 16	H: 2 LOB: 1 BB: 1 P: 29	R: 0 E: 0 K: 1 S: 15	H: 0 LOB: 0 BB: 0 P: 23	R: 0 E: 0 K: 2 S: 7	H: 0 LOB: 0 BB: 0 P: 10	R: 0 E: 0 K: 0 S: 8	H: 1 LOB: 1 BB: 0 P: 12		R: 0 E: 0 K: 0 S: 7	H: 0 LOB: 0 BB: 0 P: 12	1B: 5 2B: 1 3B: 1 HR: 2	SF: 0 SAC: 1 DP: 0 HBP: 0	WP: 1 PB: 0 SB: 0 CS: 1	PA: 42				
<b>PITCHER</b>	IP	WLS	BF	H	R	ER	SO	BB	IBB	HBP	BLK	WP	HR	S	P	ERA	WHIP										
<b>38 Carlos Zambrano, R</b> ERA: 2.97	4.2		25	8	9	6	3	3	0	0	0	0	0	16	22	0.00	0.000										
<b>Dave Veres, R</b> ERA: 4.75	1.0	W	5	0	0	0	1	0	0	0	0	0	0	1	3	0.00	0.000										
<b>Mark Guthrie, L</b> ERA: 2.54	0.1	H	1	0	0	0	0	0	0	0	0	0	0	1	3	0.00	0.000										
<b>Kyle Farnsworth, R</b> ERA: 3.41	1.1	H	4	0	0	0	2	0	0	0	0	0	0	8	12	0.00	0.000										
<b>Mike Remlinger, L</b> ERA: 3.66	0.2	H	3	1	0	0	0	0	0	0	0	0	0	7	10	0.00	1.500										

AB 37  
R 9  
H 9  
RBI 8  
BB 3  
SO 6  
LOB 12









Batter	1	2	3	4	5	6	7	8	9	AB	R	H	RBI	BB	SO	LOB	TOP								
<b>Kenny Lofton</b> , L (1, 8) OBP: 0.345, SLG: 0.444	G3		E7				F7		K	5	0	2	0	0	1	1	<b>Chicago Cubs @ Pittsburgh Pirates</b> PNC Park, Pittsburgh, PA Sat Sep 20 2003, 7:05 PM EDT Att: 32,869 - Sunny - 66 F								
<b>Mark Crutzieleak</b> , R (1, 4) OBP: 0.366, SLG: 0.414	K				L4		L4			3	0	0	0	0	1	1									
<b>Sammy Sosa</b> , R (1, 9) OBP: 0.362, SLG: 0.545	K		K						K	4	0	0	0	0	4	3									
<b>Moises Alou</b> , R (1, 7) OBP: 0.361, SLG: 0.471		G5-3			F8			G6-3		4	0	1	0	0	0	1									
<b>Randall Simon</b> , L (1, 3) OBP: 0.308, SLG: 0.430		G4-3			F8					3	1	1	0	1	0	1									
<b>Sergio Mitre</b> , R (8, 1) OBP: 1.000, SLG: 1.000										0	0	0	0	0	0	0									
<b>16 Aramis Ramirez</b> , R (1, 5) OBP: 0.323, SLG: 0.453		G4-3			K					4	0	1	1	0	1	2									
<b>Alex Gonzalez</b> , R (1, 6) OBP: 0.299, SLG: 0.405				F9						3	0	1	0	0	1	1									
<b>Antonio Alfonseca</b> , R (6, 1)										0	0	0	0	0	0	0									
<b>Hee-Seop Choi</b> , L (8, 3)										1	0	0	0	0	1	0									
<b>Paul Bako</b> , L (1, 2) OBP: 0.314, SLG: 0.328			E3							3	1	0	0	1	1	1									
<b>Matt Clement</b> , R (1, 1) OBP: 0.164, SLG: 0.183										1	0	0	0	0	0	3									
<b>Mark Guthrie</b> , R (4, 1)										0	0	0	0	0	0	0									
<b>62 Felix Sanchez</b> , R (6, 1)										0	0	0	0	0	0	0									
<b>Ramon Martinez</b> , R (6, 6) OBP: 0.344, SLG: 0.390										2	0	1	0	0	1	0									
<b>Inning Stats</b>	R: 0 E: 0 K: 2 S: 9	H: 0 LOB: 0 BB: 0 P: 14	R: 0 E: 0 K: 0 S: 7	H: 0 LOB: 0 BB: 0 P: 11	R: 1 E: 2 K: 1 S: 9	H: 1 LOB: 2 BB: 0 P: 16	R: 0 E: 0 K: 1 S: 15	H: 2 LOB: 3 BB: 1 P: 24	R: 0 E: 0 K: 1 S: 12	H: 1 LOB: 1 BB: 0 P: 18	R: 0 E: 0 K: 1 S: 14	H: 0 LOB: 0 BB: 0 P: 19	R: 0 E: 0 K: 1 S: 7	H: 0 LOB: 0 BB: 0 P: 14	R: 1 E: 0 K: 1 S: 10	H: 1 LOB: 1 BB: 1 P: 20	R: 0 E: 0 K: 3 S: 16	H: 1 LOB: 1 BB: 0 P: 23	1B: 6 2B: 1 3B: 0 HR: 0	SF: 0 SAC: 1 DP: 0 HBP: 1	WP: 1 PB: 0 SB: 1 CS: 0	PA: 37			
<b>PITCHER</b>	IP	WLS	BF	H	R	ER	SO	BB	IBB	HBP	BLK	WP	HR	S	P	ERA	WHIP								
<b>Ryan Vogelsong</b> , R (1, 1) ERA: 4.78	7.0	W	29	5	1	0	8	1	0	1	0	1	0	73	116	0.00	0.857								
<b>Mike Lincoln</b> , R (8, 1) ERA: 5.5	1.0		4	1	1	1	1	1	0	0	0	0	0	10	20	9.00	2.000								
<b>Brian Boehringer</b> , R (9, 1) ERA: 5.43	1.0		4	1	0	0	3	0	0	0	0	0	0	16	23	0.00	1.000								

Batter	1	2	3	4	5	6	7	8	9	AB	R	H	RBI	BB	SO	LOB	BOTTOM								
<b>Tike Redman</b> , L (1, 8) OBP: 0.352, SLG: 0.480	G6-3									4	1	3	2	1	0	0	<b>Chicago Cubs @ Pittsburgh Pirates</b> PNC Park, Pittsburgh, PA Sat Sep 20 2003, 7:05 PM EDT Att: 32,869 - Sunny - 66 F								
<b>2 Jack Wilson</b> , R (1, 6) OBP: 0.303, SLG: 0.352										5	0	2	1	0	1	5									
<b>18 Jason Kendall</b> , R (1, 2) OBP: 0.400, SLG: 0.415										5	0	0	0	0	1	5									
<b>Matt Stairs</b> , L (1, 9) OBP: 0.393, SLG: 0.570										3	1	0	0	1	0	1									
<b>Mike Lincoln</b> , R (8, 1)										0	0	0	0	0	0	0									
<b>Brian Boehringer</b> , S (9, 1)										0	0	0	0	0	0	0									
<b>Jason Bay</b> , R (1, 7) OBP: 0.430, SLG: 0.609										1	2	0	0	3	1	0									
<b>Carlos Rivera</b> , L (1, 3) OBP: 0.296, SLG: 0.398										3	2	1	2	0	1	1									
<b>Abraham Nunez</b> , S (1, 4) OBP: 0.316, SLG: 0.353										4	1	3	1	0	1	0									
<b>José Hernández</b> , R (1, 5) OBP: 0.289, SLG: 0.350										4	1	1	2	0	3	2									
<b>Ryan Vogelsong</b> , R (1, 1) OBP: 0.200, SLG: 0.200										3	0	1	0	0	1	1									
<b>J.J. Davis</b> , R (8, 9) OBP: 0.296, SLG: 0.360										1	0	0	0	0	0	0									
<b>Inning Stats</b>	R: 0 E: 0 K: 1 S: 11	H: 1 LOB: 1 BB: 0 P: 17	R: 0 E: 0 K: 3 S: 9	H: 0 LOB: 0 BB: 0 P: 13	R: 1 E: 0 K: 1 S: 9	H: 2 LOB: 1 BB: 0 P: 11	R: 5 E: 0 K: 0 S: 18	H: 4 LOB: 1 BB: 2 P: 34	R: 0 E: 0 K: 3 S: 15	H: 1 LOB: 2 BB: 1 P: 25	R: 2 E: 0 K: 1 S: 14	H: 2 LOB: 1 BB: 1 P: 23	R: 0 E: 0 K: 0 S: 9	H: 1 LOB: 1 BB: 0 P: 14	1B: 6 2B: 5 3B: 0 HR: 1	SF: 0 SAC: 0 DP: 2 HBP: 1	WP: 0 PB: 0 SB: 3 CS: 0	PA: 39							
<b>PITCHER</b>	IP	WLS	BF	H	R	ER	SO	BB	IBB	HBP	BLK	WP	HR	S	P	ERA	WHIP								
<b>Matt Clement</b> , R (1, 1) ERA: 4.22	3.0	L	18	6	6	6	5	2	0	1	0	0	0	40	63	18.00	2.667								
<b>Mark Guthrie</b> , L (4, 1) ERA: 2.41	2.0		6	1	0	0	0	1	0	0	0	0	0	14	26	0.00	1.000								
<b>62 Felix Sanchez</b> , L (6, 1) ERA: 10.8	0.2		4	1	0	0	2	1	0	0	0	0	0	12	21	0.00	3.000								
<b>Antonio Alfonseca</b> , R (6, 1) ERA: 5.74	1.1		7	2	2	2	2	1	0	0	0	0	1	17	27	13.50	2.250								
<b>Sergio Mitre</b> , R (8, 1) ERA: 15.63	1.0		4	1	0	0	0	0	0	0	0	0	0	9	14	0.00	1.000								

AB	33
R	2
H	7
RBI	1
BB	2
SO	11
LOB	14



AB	33
R	8
H	11
RBI	8
BB	5
SO	9
LOB	15





Batter	1	2	3	4	5	6	7	8	9	AB	R	H	RBI	BB	SO	LOB	TOP			
<b>Kenny Lofton, L</b> OBP: 0.345, SLG: 0.442	2-3 K	3-1 BB 1B		2-0 F8			0-3 K			4	0	1	0	0	2	0	<b>Chicago Cubs @ Pittsburgh Pirates</b> PNC Park, Pittsburgh, PA Sun Sep 21 2003, 1:35 PM EDT Att: 21,497 - Cloudy - 72 F			
<b>Mark Grudzielanek, R</b> OBP: 0.367, SLG: 0.414	1-1 1B 16 1B	4-0 BB		1-1 F7			2-3 K			3	1	1	0	1	1	0				
<b>Moises Alou, R</b> OBP: 0.359, SLG: 0.467	2-3 K	3-1 F7			1-1 L6			0-3 K		4	0	0	0	0	2	4				
<b>Sammy Sosa, R</b> OBP: 0.362, SLG: 0.542	1-1 1B 16 1B		0-0 G6-3		2-2 P4			1-2 G6-3		4	1	1	0	0	0	0				
<b>16 Aramis Ramirez, R</b> OBP: 0.326, SLG: 0.465	2-1 1B 1B	3-2 HR		0-0 HR				0-3 K		4	2	3	3	0	1	0				
<b>Eric Karros, R</b> OBP: 0.341, SLG: 0.443	3-2 1B	1-3 K		1-0 F7				1-1 G1-6-3		4	0	1	1	0	1	0				
<b>Ramon Martinez, R</b> OBP: 0.340, SLG: 0.384		3-3 K	0-0 G4-3		2-3 K			1-0 G1-3		4	0	0	0	0	2	0				
<b>Damian Miller, R</b> OBP: 0.311, SLG: 0.362		4-0 BB 1B BB		1-1 G5-3		3-2 G5-3		4-1 BB		2	0	0	0	2	0	0				
<b>22 Mark Prior, R</b> OBP: 0.264, SLG: 0.343		0-0 F9		0-3 K			0-3 K	0-2 G4-3		3	0	0	0	0	2	1				
<b>Mike Remlinger, L</b> OBP: 0.287, SLG: 0.347										0	0	0	0	0	0	0				
<b>Joe Borowski, R</b> OBP: 0.287, SLG: 0.347										0	0	0	0	0	0	0				
<b>Inning Stats</b>	R: 2 E: 0 K: 2 S: 19	H: 4 LOB: 2 BB: 0 P: 30	R: 0 E: 0 K: 1 S: 8	H: 1 LOB: 3 BB: 2 P: 25	R: 1 E: 0 K: 1 S: 10	H: 1 LOB: 0 BB: 0 P: 14	R: 0 E: 0 K: 1 S: 6	H: 0 LOB: 0 BB: 0 P: 9	R: 0 E: 0 K: 0 S: 7	H: 0 LOB: 0 BB: 0 P: 11	R: 0 E: 0 K: 3 S: 9	H: 0 LOB: 0 BB: 0 P: 11	R: 0 E: 0 K: 2 S: 10	H: 0 LOB: 1 BB: 1 P: 13	R: 0 E: 0 K: 0 S: 7	H: 0 LOB: 1 BB: 1 P: 13	1B: 5 2B: 0 3B: 0 HR: 2	SF: 0 SAC: 0 DP: 0 HBP: 0	WP: 0 PB: 0 SB: 0 CS: 0	PA: 36
<b>PITCHER</b>	IP WLS BF H R ER SO BB IBB HBP BLK WP HR S P ERA WHIP	IP WLS BF H R ER SO BB IBB HBP BLK WP HR S P ERA WHIP	IP WLS BF H R ER SO BB IBB HBP BLK WP HR S P ERA WHIP	IP WLS BF H R ER SO BB IBB HBP BLK WP HR S P ERA WHIP	IP WLS BF H R ER SO BB IBB HBP BLK WP HR S P ERA WHIP	IP WLS BF H R ER SO BB IBB HBP BLK WP HR S P ERA WHIP	IP WLS BF H R ER SO BB IBB HBP BLK WP HR S P ERA WHIP	IP WLS BF H R ER SO BB IBB HBP BLK WP HR S P ERA WHIP	IP WLS BF H R ER SO BB IBB HBP BLK WP HR S P ERA WHIP	IP WLS BF H R ER SO BB IBB HBP BLK WP HR S P ERA WHIP	IP WLS BF H R ER SO BB IBB HBP BLK WP HR S P ERA WHIP	IP WLS BF H R ER SO BB IBB HBP BLK WP HR S P ERA WHIP	IP WLS BF H R ER SO BB IBB HBP BLK WP HR S P ERA WHIP	IP WLS BF H R ER SO BB IBB HBP BLK WP HR S P ERA WHIP	IP WLS BF H R ER SO BB IBB HBP BLK WP HR S P ERA WHIP	IP WLS BF H R ER SO BB IBB HBP BLK WP HR S P ERA WHIP	IP WLS BF H R ER SO BB IBB HBP BLK WP HR S P ERA WHIP			
<b>Oliver Pérez, L</b> ERA: 5.47	1.2	L	11	5	2	2	3	2	0	0	0	0	0	0	0	0	10.80	4.200		
<b>Nelson Figueroa, R</b> ERA: 3.73	1.1		5	1	1	1	1	0	0	0	0	0	0	0	0	0	6.75	0.750		
<b>Joe Beimel, L</b> ERA: 5.22	3.0		10	1	1	1	2	0	0	0	0	0	0	0	0	0	3.00	0.333		
<b>34 John Grabow, L</b> ERA: 4.91	2.0		6	0	0	0	5	0	0	0	0	0	0	0	0	0	0.00	0.000		
<b>Michael Gonzalez, L</b> ERA: 7.56	1.0		4	0	0	0	0	1	0	0	0	0	0	0	0	0	0.00	1.000		

AB 33  
R 4  
H 7  
RBI 4  
BB 3  
SO 11  
LOB 6



Batter	1	2	3	4	5	6	7	8	9	AB	R	H	RBI	BB	SO	LOB	BOTTOM			
<b>Tike Redman, L</b> OBP: 0.359, SLG: 0.488	4-1 BB		1-1 2B			1-3 K		0-1 1B 2B BB		3	0	2	1	1	1	0	<b>Chicago Cubs @ Pittsburgh Pirates</b> PNC Park, Pittsburgh, PA Sun Sep 21 2003, 1:35 PM EDT Att: 21,497 - Cloudy - 72 F			
<b>2 Jack Wilson, R</b> OBP: 0.303, SLG: 0.350	0-3 K		0-1 G1-3			2-3 K		4-2 B 1B BB		3	0	0	0	1	2	2				
<b>18 Jason Kendall, R</b> OBP: 0.400, SLG: 0.415	1-1 1B		0-0 F9			0-1 G5-3		2-2 1B 2B		4	0	2	0	0	0	1				
<b>Matt Stairs, L</b> OBP: 0.390, SLG: 0.565	2-1 P6		1-3 K			2-3 K		1-3 K		3	0	0	0	0	2	1				
<b>Carlos Rivera, L</b> OBP: 0.296, SLG: 0.398										0	0	0	0	0	0	0				
<b>José Hernández, R</b> OBP: 0.288, SLG: 0.349										1	0	0	0	0	1	3				
<b>Craig Wilson, R</b> OBP: 0.368, SLG: 0.526		1-2 3B		1-1 P6		2-2 G1-3		1-2 F9		4	0	1	0	0	0	0				
<b>Jason Bay, R</b> OBP: 0.422, SLG: 0.582		1-3 K		1-3 K		2-3 K		4-1 1B BB		3	0	0	0	1	3	1				
<b>Rob Mackowiak, L</b> OBP: 0.341, SLG: 0.452		3-3 K			1-2 G4-3			2-3 K		4	0	1	0	0	2	1				
<b>Abraham Nunez, S</b> OBP: 0.315, SLG: 0.355		0-2 P2			1-3 K			2-2 1B 2B		4	1	1	0	0	1	3				
<b>Oliver Pérez, L</b> OBP: 0.195, SLG: 0.279			2-3 K							0	0	0	0	0	0	0				
<b>Nelson Figueroa, R</b> OBP: 0.303, SLG: 0.350										0	0	0	0	0	0	0				
<b>J.J. Davis, R</b> OBP: 0.348, SLG: 0.348										1	0	0	0	0	1	0				
<b>Joe Beimel, L</b> OBP: 0.287, SLG: 0.347										1	0	0	0	0	0	0				
<b>34 John Grabow, L</b> OBP: 0.287, SLG: 0.347										1	0	0	0	0	0	0				
<b>Jeff Reeboulet, R</b> OBP: 0.307, SLG: 0.337										1	0	0	0	0	1	1				
<b>Michael Gonzalez, R</b> OBP: 0.287, SLG: 0.347										0	0	0	0	0	0	0				
<b>Inning Stats</b>	R: 0 E: 0 K: 1 S: 8	H: 1 LOB: 1 BB: 1 P: 15	R: 0 E: 0 K: 2 S: 13	H: 1 LOB: 0 BB: 0 P: 18	R: 0 E: 0 K: 1 S: 9	H: 1 LOB: 1 BB: 0 P: 12	R: 0 E: 0 K: 2 S: 8	H: 0 LOB: 0 BB: 0 P: 11	R: 0 E: 0 K: 2 S: 11	H: 0 LOB: 0 BB: 0 P: 13	R: 0 E: 0 K: 2 S: 9	H: 0 LOB: 0 BB: 0 P: 12	R: 0 E: 0 K: 3 S: 10	H: 3 LOB: 3 BB: 1 P: 39	R: 0 E: 0 K: 0 S: 6	H: 1 LOB: 1 BB: 1 P: 12	1B: 4 2B: 2 3B: 1 HR: 0	SF: 0 SAC: 0 DP: 1 HBP: 0	WP: 0 PB: 0 SB: 0 CS: 1	PA: 35
<b>PITCHER</b>	IP WLS BF H R ER SO BB IBB HBP BLK WP HR S P ERA WHIP	IP WLS BF H R ER SO BB IBB HBP BLK WP HR S P ERA WHIP	IP WLS BF H R ER SO BB IBB HBP BLK WP HR S P ERA WHIP	IP WLS BF H R ER SO BB IBB HBP BLK WP HR S P ERA WHIP	IP WLS BF H R ER SO BB IBB HBP BLK WP HR S P ERA WHIP	IP WLS BF H R ER SO BB IBB HBP BLK WP HR S P ERA WHIP	IP WLS BF H R ER SO BB IBB HBP BLK WP HR S P ERA WHIP	IP WLS BF H R ER SO BB IBB HBP BLK WP HR S P ERA WHIP	IP WLS BF H R ER SO BB IBB HBP BLK WP HR S P ERA WHIP	IP WLS BF H R ER SO BB IBB HBP BLK WP HR S P ERA WHIP	IP WLS BF H R ER SO BB IBB HBP BLK WP HR S P ERA WHIP	IP WLS BF H R ER SO BB IBB HBP BLK WP HR S P ERA WHIP	IP WLS BF H R ER SO BB IBB HBP BLK WP HR S P ERA WHIP	IP WLS BF H R ER SO BB IBB HBP BLK WP HR S P ERA WHIP	IP WLS BF H R ER SO BB IBB HBP BLK WP HR S P ERA WHIP	IP WLS BF H R ER SO BB IBB HBP BLK WP HR S P ERA WHIP	IP WLS BF H R ER SO BB IBB HBP BLK WP HR S P ERA WHIP			
<b>22 Mark Prior, R</b> ERA: 2.42	0.1	H	1	0	0	0	1	0	0	0	0	4	5	0.00	0.000					
<b>Mike Remlinger, L</b> ERA: 3.65	1.0	S	4	1	0	0	0	1	0	0	0	6	12	0.00	2.000					
<b>Joe Borowski, R</b> ERA: 2.67																				





Batter	1	2	3	4	5	6	7	8	9	AB	R	H	RBI	BB	SO	LOB	TOP										
<b>Tike Redman, L</b> (1, 8) OBP: 0.359, SLG: 0.486	1-1 1B		0-0 SH1-3		1-1 F7		1-1 L4			3	0	1	0	0	0	3											
<b>Jeff Reboulet, R</b> (1, 4) OBP: 0.323, SLG: 0.332	2-2 P3		0-0 FC6-5 1B		3-2 F9			3-2 G6-3		4	0	0	0	0	0	2											
<b>18 Jason Kendall, R</b> (1, 2) OBP: 0.399, SLG: 0.414	1-1 G5-3		3-2 1B			3-2 F8		2-1 P3		4	0	1	0	0	0	0											
<b>Craig Wilson, R</b> (1, 3) OBP: 0.364, SLG: 0.519		2-0 P4	0-2 F8			1-3 K		0-3 K		4	0	0	0	0	2	2											
<b>Jason Bay, R</b> (1, 7) OBP: 0.425, SLG: 0.592		0-0 G6-3 2B		2-1 G5-4-3 1B		2-2 G5-3			0-1 F7	4	0	2	0	0	0	0											
<b>José Hernández, R</b> (1, 5) OBP: 0.286, SLG: 0.346		1-1 G6-3		2-0 G5-4-3			2-3 K		0-3 K	4	0	0	0	0	2	2											
<b>J.J. Davis, R</b> (1, 9) OBP: 0.313, SLG: 0.345		4-1 BB		2-3 K			3-1 2B 1B		1-1 G4-3	3	0	1	0	1	1	0											
<b>2 Jack Wilson, R</b> (1, 6) OBP: 0.305, SLG: 0.351		0-1 L8			2-1 SH1-4 1B			0-1 1B		3	0	2	0	0	0	2											
<b>Kip Wells, R</b> (1, 1) OBP: 0.206, SLG: 0.284					2-1 SH1-4					2	0	1	0	0	1	2											
<b>34 John Grabow, L</b> (8, 1)										0	0	0	0	0	0	0											
<b>Brian Meadows, R</b> (8, 1) OBP: 0.133, SLG: 0.071										0	0	0	0	0	0	0											
<b>Inning Stats</b>	R: 0 E: 0 K: 0 S: 7	H: 1 LOB: 0 BB: 0 P: 11	R: 0 E: 0 K: 0 S: 7	H: 1 LOB: 2 BB: 1 P: 14	R: 0 E: 0 K: 0 S: 10	H: 2 LOB: 0 BB: 0 P: 13	R: 0 E: 0 K: 1 S: 7	H: 1 LOB: 0 BB: 0 P: 13	R: 0 E: 0 K: 0 S: 9	H: 0 LOB: 1 BB: 0 P: 17	R: 0 E: 0 K: 1 S: 10	H: 0 LOB: 2 BB: 0 P: 16	R: 0 E: 0 K: 2 S: 12	H: 2 LOB: 0 BB: 0 P: 18	R: 0 E: 0 K: 1 S: 8	H: 0 LOB: 0 BB: 0 P: 13	R: 0 E: 0 K: 1 S: 7	H: 0 LOB: 0 BB: 0 P: 8	1B: 7 2B: 1 3B: 0 HR: 0	SF: 0 SAC: 2 DP: 1 HBP: 0	WP: 0 PB: 0 SB: 0 CS: 0	PA: 34					
<b>PITCHER</b>	IP	WLS	BF	H	R	ER	SO	BB	IBB	HBP	BLK	WP	HR	S	P	ERA	WHIP										
<b>Al Leiter, L</b> (1, 1) ERA: 3.99	9.0	W	34	8	0	0	6	1	0	0	0	0	0	77	123	0.00	1.000										

Pittsburgh Pirates @ New York Mets  
Shea Stadium, Flushing, NY  
Tue Sep 23 2003, 7:10 PM EDT  
Att: 17,830 - Cloudy - 74 F

AB 31  
R 0  
H 8  
RBI 0  
BB 1  
SO 6  
LOB 13



Batter	1	2	3	4	5	6	7	8	9	AB	R	H	RBI	BB	SO	LOB	BOTTOM										
<b>Roger Cedeno, S</b> (1, 9) OBP: 0.321, SLG: 0.377	1-2 S 1B		0-2 G4-3		2-2 G4-3			1-2 F7		4	0	1	0	0	0	0											
<b>Marco Scutaro, R</b> (9, 4) OBP: 0.322, SLG: 0.351										0	0	0	0	0	0	0											
<b>Joe Mauer, R</b> (1, 4) OBP: 0.301, SLG: 0.287	3-2 P4		3-1 F7			1-2 G1-6-3		1-2 31 1B		4	0	1	0	0	0	1											
<b>31 Mike Piazza, R</b> (1, 2) OBP: 0.372, SLG: 0.484	1-2 G6-3			0-1 2B G6-3 1B		2-2 G5-3		1-1 WP 1B		4	1	2	0	0	0	1											
<b>Tony Clark, S</b> (1, 3) OBP: 0.306, SLG: 0.484	0-3 K			2-1 2B		3-0 1B		1-2 BB		3	0	2	0	1	1	1											
<b>Timo Perez, L</b> (1, 7) OBP: 0.300, SLG: 0.359		0-0 G6-3		0-0 G6-3		1-2 F9		1-3 K		3	0	0	1	0	0	2											
<b>Raul Gonzalez, R</b> (8, PH) OBP: 0.323, SLG: 0.337				3-H K						1	0	0	0	0	1	3											
<b>Ty Wigginton, R</b> (1, 5) OBP: 0.315, SLG: 0.390		0-2 G4-3		0-3 K			0-0 SH1-4 FC4-2 2B	2-1 L7		4	0	1	0	0	1	4											
<b>Jorge Velandia, R</b> (1, 6) OBP: 0.351, SLG: 0.340		2-2 2B		2-0 G5-3			1-0 SH1-4			2	0	1	0	0	0	1											
<b>Jeff Duncan, L</b> (1, 8) OBP: 0.291, SLG: 0.245		1-1 G4-3			3-2 P6		3-2 FC4-2			2	0	0	0	0	0	1											
<b>Matt Watson, L</b> (7, PH) OBP: 0.222, SLG: 0.333										1	0	0	0	0	0	1											
<b>Prentice Redman, R</b> (7, PR) OBP: 0.176, SLG: 0.412										0	0	0	0	0	0	0											
<b>Al Leiter, L</b> (1, 1) OBP: 0.055, SLG: 0.019							1-0 G4-3		1-3 K	3	0	0	0	0	2	1											
<b>Inning Stats</b>	R: 0 E: 0 K: 1 S: 16	H: 1 LOB: 1 BB: 0 P: 21	R: 0 E: 0 K: 0 S: 9	H: 1 LOB: 0 BB: 0 P: 12	R: 0 E: 0 K: 1 S: 8	H: 0 LOB: 0 BB: 0 P: 11	R: 1 E: 0 K: 1 S: 9	H: 2 LOB: 1 BB: 0 P: 13	R: 0 E: 0 K: 0 S: 7	H: 0 LOB: 0 BB: 0 P: 13	R: 0 E: 0 K: 0 S: 10	H: 1 LOB: 1 BB: 0 P: 17	R: 0 E: 0 K: 1 S: 9	H: 1 LOB: 0 BB: 0 P: 13	R: 0 E: 0 K: 1 S: 16	H: 2 LOB: 3 BB: 1 P: 26	1B: 5 2B: 3 3B: 0 HR: 0	SF: 0 SAC: 1 DP: 0 HBP: 0	WP: 1 PB: 0 SB: 1 CS: 0	PA: 33							
<b>PITCHER</b>	IP	WLS	BF	H	R	ER	SO	BB	IBB	HBP	BLK	WP	HR	S	P	ERA	WHIP										
<b>Kip Wells, R</b> (1, 1) ERA: 3.29	7.1	L	31	8	1	1	4	1	0	0	0	0	0	77	116	1.23	1.227										
<b>34 John Grabow, L</b> (8, 1) ERA: 4.5	0.1		1	0	0	0	1	0	0	0	0	0	0	5	6	0.00	0.000										
<b>Brian Meadows, R</b> (8, 1) ERA: 4.84	0.1		1	0	0	0	0	0	0	0	0	0	0	2	4	0.00	0.000										

Pittsburgh Pirates @ New York Mets  
Shea Stadium, Flushing, NY  
Tue Sep 23 2003, 7:10 PM EDT  
Att: 17,830 - Cloudy - 74 F

AB 31  
R 1  
H 8  
RBI 1  
BB 1  
SO 5  
LOB 16





Batter	1	2	3	4	5	6	7	8	9	AB	R	H	RBI	BB	SO	LOB	TOP				
<b>Tike Redman, L</b> (1, 8) OBP: 0.364, SLG: 0.486	E5 FC4-6		FC4-6 1B		K		G5-4-3 1B		G5-4-3 HBP	4	0	2	0	0	1	0					
<b>Abraham Nunez, S</b> (1, 4) OBP: 0.314, SLG: 0.360	FC4-6 18 WP		FC4-6 18 3B				G5-4-3		F9	4	1	1	0	0	0	3					
<b>Jeff Reboulet, R</b> (8, PH) OBP: 0.322, SLG: 0.331										1	0	0	0	0	0	1					
<b>18 Jason Kendall, R</b> (1, 2) OBP: 0.398, SLG: 0.416	P4		1B 3B		F8		G6-3		FC5-4	5	1	1	1	0	0	3					
<b>Matt Stairs, L</b> (1, 3) OBP: 0.390, SLG: 0.560	F7		BB 1B						G4-3	4	0	1	1	1	1	2					
<b>Craig Wilson, R</b> (1, 9) OBP: 0.365, SLG: 0.517		P2	1B							3	1	1	0	1	1	2					
<b>Rob Mackowiak, L</b> (1, 5) OBP: 0.345, SLG: 0.459		1B	G4-3						P4	4	0	2	0	0	0	3					
<b>Jason Bay, R</b> (1, 7) OBP: 0.418, SLG: 0.573					K					4	0	1	0	0	2	2					
<b>2 Jack Wilson, R</b> (1, 6) OBP: 0.304, SLG: 0.351									F9	4	0	1	1	0	0	2					
<b>Jeff D'Amico, R</b> (1, 1) OBP: 0.222, SLG: 0.208										2	0	0	0	0	0	0					
<b>Carlos Rivera, L</b> (6, PH) OBP: 0.293, SLG: 0.393										1	0	0	0	0	0	1					
<b>Neison Figueroa, R</b> (6, 1) OBP: 0.303, SLG: 0.333										0	0	0	0	0	0	0					
<b>J.J. Davis, R</b> (8, PH) OBP: 0.303, SLG: 0.333										1	0	0	0	0	1	2					
<b>Mark Corey, R</b> (8, 1) OBP: 0.303, SLG: 0.333										0	0	0	0	0	0	0					
<b>Inning Stats</b>	R: 0 E: 1 K: 0 S: 12	H: 0 LOB: 1 BB: 0 P: 18	R: 0 E: 0 K: 0 S: 13	H: 1 LOB: 1 BB: 0 P: 20	R: 2 E: 0 K: 0 S: 18	H: 3 LOB: 2 BB: 1 P: 33	R: 0 E: 0 K: 1 S: 6	H: 0 LOB: 0 BB: 0 P: 7	R: 0 E: 0 K: 1 S: 10	H: 1 LOB: 2 BB: 1 P: 23	R: 0 E: 0 K: 0 S: 4	H: 1 LOB: 0 BB: 0 P: 5	R: 1 E: 0 K: 1 S: 15	H: 3 LOB: 2 BB: 0 P: 24	R: 0 E: 0 K: 1 S: 9	H: 0 LOB: 1 BB: 0 P: 15	1B: 7 2B: 1 3B: 2 HR: 0	SF: 0 SAC: 0 DP: 1 HBP: 1	WP: 1 PB: 0 SB: 1 CS: 0	PA: 40	
<b>PITCHER</b>	IP	WLS	BF	H	R	ER	SO	BB	IBB	HBP	BLK	WP	HR	S	P	ERA	WHIP				
<b>Steve Trachsel, R</b> (1, 1) ERA: 3.78	6.0	W	27	6	2	2	4	2	0	0	0	1	0	74	119	3.00	1.333				
<b>John Franco, L</b> (7, 1) ERA: 2.92	1.2	H	6	2	1	1	0	0	0	0	0	0	0	11	16	5.40	1.200				
<b>David Weathers, R</b> (8, 1) ERA: 3.12	0.1	H	3	2	0	0	1	0	0	0	0	0	0	8	13	0.00	6.000				
<b>Mike Stanton, L</b> (9, 1) ERA: 4.57	1.0	S	4	0	0	0	1	0	0	0	0	0	0	9	15	0.00	0.000				

Pittsburgh Pirates @ New York Mets  
Shea Stadium, Flushing, NY  
Wed Sep 24, 2003, 7:10 PM EDT  
Att: 22,134 - Sunny - 67 F

AB	37
R	3
H	10
RBI	3
BB	2
SO	6
LOB	21



Batter	1	2	3	4	5	6	7	8	9	AB	R	H	RBI	BB	SO	LOB	BOTTOM				
<b>Roger Cedeno, S</b> (1, 9) OBP: 0.323, SLG: 0.380	F8 31 G6-3 2B				G4-3			G4-3		4	2	2	0	0	0	3					
<b>Raul Gonzalez, R</b> (8, 9) OBP: 0.322, SLG: 0.335		FC6-4		1B BB						1	0	0	0	0	1						
<b>Jay Bell, R</b> (1, 5) OBP: 0.326, SLG: 0.198	F8						P3		F8	5	1	1	0	0	1	2					
<b>31 Mike Piazza, R</b> (1, 2) OBP: 0.374, SLG: 0.482	G6-3			2B 1B			G4-3			3	1	1	1	1	0	0					
<b>Tony Clark, S</b> (1, 3) OBP: 0.305, SLG: 0.478	P5						G3			3	0	0	1	1	1	1					
<b>Timo Perez, L</b> (1, 7) OBP: 0.305, SLG: 0.370								G6-3		4	1	3	2	0	0	0					
<b>Jorge Velandia, R</b> (1, 6) OBP: 0.344, SLG: 0.320		1B 2B								3	0	0	0	1	0	3					
<b>David Weathers, R</b> (8, 1) OBP: 0.303, SLG: 0.333		L6						G4-3		0	0	0	0	0	0	0					
<b>Mike Stanton, L</b> (9, 1) OBP: 0.303, SLG: 0.333										0	0	0	0	0	0	0					
<b>Prentice Redman, R</b> (1, 8) OBP: 0.143, SLG: 0.333										4	0	0	0	0	2	4					
<b>Danny Garcia, R</b> (1, 4) OBP: 0.293, SLG: 0.385										3	0	2	1	0	0	0					
<b>Steve Trachsel, R</b> (1, 1) OBP: 0.213, SLG: 0.224										2	0	1	0	0	1	0					
<b>John Franco, L</b> (7, 1) ERA: 3.51										0	0	0	0	0	0	0					
<b>Joe McEwing, R</b> (8, 6) OBP: 0.301, SLG: 0.287										0	0	0	0	0	0	0					
<b>Inning Stats</b>	R: 1 E: 0 K: 0 S: 9	H: 1 LOB: 0 BB: 0 P: 12	R: 1 E: 0 K: 1 S: 14	H: 3 LOB: 2 BB: 0 P: 20	R: 0 E: 0 K: 2 S: 11	H: 2 LOB: 3 BB: 1 P: 17	R: 3 E: 0 K: 1 S: 16	H: 3 LOB: 2 BB: 2 P: 29	R: 0 E: 0 K: 0 S: 7	H: 0 LOB: 0 BB: 0 P: 9	R: 0 E: 0 K: 1 S: 6	H: 0 LOB: 0 BB: 0 P: 9	R: 0 E: 0 K: 0 S: 8	H: 1 LOB: 1 BB: 0 P: 15	R: 0 E: 0 K: 0 S: 9	H: 0 LOB: 1 BB: 0 P: 15	1B: 7 2B: 3 3B: 0 HR: 0	SF: 0 SAC: 2 DP: 0 HBP: 1	WP: 0 PB: 0 SB: 0 CS: 0	PA: 38	
<b>PITCHER</b>	IP	WLS	BF	H	R	ER	SO	BB	IBB	HBP	BLK	WP	HR	S	P	ERA	WHIP				
<b>Jeff D'Amico, R</b> (1, 1) ERA: 4.77	5.0	L	28	9	5	5	4	2	1	1	0	0	0	57	87	9.00	2.200				
<b>Neison Figueroa, R</b> (6, 1) ERA: 3.51	2.0		6	0	0	0	1	0	0	0	0	0	0	13	18	0.00	0.000				
<b>Mark Corey, R</b> (8, 1) ERA: 5.65	1.0		4	1	0	0	0	0	0	0	0	0	0	8	15	0.00	1.000				

Pittsburgh Pirates @ New York Mets  
Shea Stadium, Flushing, NY  
Wed Sep 24, 2003, 7:10 PM EDT  
Att: 22,134 - Sunny - 67 F

AB	32
R	5
H	10
RBI	5
BB	3
SO	5
LOB	14





Batter	1	2	3	4	5	6	7	8	9	AB	R	H	RBI	BB	SO	LOB	TOP			
<b>Tike Redman, L</b> (1,8) OBP: 0.371, SLG: 0.491	0-1 CS 1B		2-1 18 1B 1-2 1B		1-2 P6			0-1 18 1B 1-2 1B		4	0	3	0	0	0	0				
<b>2 Jack Wilson, R</b> (1,6) OBP: 0.394, SLG: 0.350	2-1 FC5-4 1-2 1B		0-2 F9			1-6 F7		0-0 F7		4	0	1	0	0	0	4				
<b>18 Jason Kendall, R</b> (1,2) OBP: 0.398, SLG: 0.416	2-2 F7		3-1 1-3 2-H 1B			0-2 F7		3-2 FC5-4 1-2 2-H 1B		4	0	2	2	0	0	1				
<b>Craig Wilson, R</b> (1,3) OBP: 0.361, SLG: 0.510	1-0 FC5-4 1-2		1-2 F9			3-3 K		1-3 K		4	0	0	0	0	2	5				
<b>Jason Bay, R</b> (1,7) OBP: 0.421, SLG: 0.570		0-0 G1-3		2-2 G4-6-3 1B				1-0 FC5-4		4	1	2	0	0	0	2				
<b>J.J. Davis, R</b> (1,9) OBP: 0.276, SLG: 0.303		2-2 G1-3		0-3 K				2-1 L7		3	0	0	0	0	1	2				
<b>Brian Meadows, R</b> (7,1) OBP: 0.133, SLG: 0.071										0	0	0	0	0	0	0				
<b>Carlos Rivera, L</b> (9,PH) OBP: 0.290, SLG: 0.389										1	0	0	0	0	0	0				
<b>Rob Mackowiak, L</b> (1,5) OBP: 0.343, SLG: 0.451		1-2 G6-3		0-0 G4-6-3				4-1 BB		3	0	0	0	1	0	1				
<b>Julian Tavarez, L</b> (9,1)								1-3 BB		0	0	0	0	0	0	0				
<b>Jeff Reboulet, R</b> (1,4) OBP: 0.323, SLG: 0.332								0-0 SF7-2-4		2	0	1	0	0	0	0				
<b>Abraham Nunez, S</b> (7,PH) OBP: 0.312, SLG: 0.359								3-2 G5-3		1	0	0	1	0	0	0				
<b>16 Salomon Torres, R</b> (1,1) OBP: 0.143, SLG: 0.125										2	1	0	0	0	1	1				
<b>José Hernández, R</b> (7,5) OBP: 0.287, SLG: 0.348										1	1	1	0	0	0	0				
<b>Inning Stats</b>	R: 0 E: 0 K: 0 S: 9	H: 2 LOB: 1 BB: 0 P: 14	R: 0 E: 0 K: 0 S: 9	H: 0 LOB: 0 BB: 0 P: 12	R: 1 E: 0 K: 0 S: 14	H: 3 LOB: 2 BB: 0 P: 20	R: 0 E: 0 K: 1 S: 11	H: 1 LOB: 0 BB: 0 P: 13	R: 0 E: 0 K: 1 S: 7	H: 0 LOB: 0 BB: 0 P: 11	R: 1 E: 0 K: 0 S: 5	H: 1 LOB: 0 BB: 1 P: 13	R: 1 E: 0 K: 2 S: 13	H: 3 LOB: 2 BB: 0 P: 20	R: 0 E: 0 K: 0 S: 11	H: 0 LOB: 0 BB: 0 P: 17	1B: 10 2B: 1 3B: 0 HR: 0	SF: 1 SAC: 0 DP: 2 HBP: 0	WP: 0 PB: 0 SB: 1 CS: 1	PA: 35
<b>PITCHER</b>	IP	WLS	BF	H	R	ER	SO	BB	IBB	HBP	BLK	WP	HR	S	P	ERA	WHIP			
<b>Tom Glavine, L</b> (1,1) ERA: 4.52	5.0		19	6	1	1	2	0	0	0	0	0	0	54	75	1.80	1.200			
<b>Grant Roberts, R</b> (6,1) ERA: 3.73	1.1	L	6	1	1	0	1	1	0	0	0	0	0	11	23	0.00	1.500			
<b>Jaime Cerda, L</b> (7,1) ERA: 5.74	0.2		1	0	0	0	0	0	0	0	0	0	0	1	1	0.00	0.000			
<b>Dan Wheeler, R</b> (8,1) ERA: 3.78	1.0		6	3	1	1	1	0	0	0	0	0	0	13	20	9.00	3.000			
<b>Pedro Feliciano, L</b> (9,1) ERA: 5.57	1.0		3	0	0	0	0	0	0	0	0	0	0	11	17	0.00	0.000			

Pittsburgh Pirates @ New York Mets  
Shea Stadium, Flushing, NY  
Thu Sep 25 2003, 7:35 PM EDT  
Att: 25,081 - Sunny - 72 F

AB 33  
R 3  
H 10  
RBI 3  
BB 1  
SO 4  
LOB 16



Batter	1	2	3	4	5	6	7	8	9	AB	R	H	RBI	BB	SO	LOB	BOTTOM					
<b>Roger Cedeno, S</b> (1,9) OBP: 0.320, SLG: 0.377	2-3 K		1-1 G4-3			2-1 G4-3		1-2 K		4	0	0	0	0	2	1						
<b>Joe McEwing, R</b> (1,4) OBP: 0.304, SLG: 0.287	3-2 G5-3			4-2 31 G6-4-3 BB		0-2 1B		2-1 G6-3		3	0	1	0	1	0	0						
<b>Timo Perez, L</b> (1,8) OBP: 0.302, SLG: 0.365	0-0 G4-3			0-0 F8		2-2 P2			1-3 K	4	0	0	0	0	1	2						
<b>31 Mike Piazza, R</b> (1,2) OBP: 0.375, SLG: 0.483		0-1 G5-4-3 1B		2-2 G6-4-3			0-0 G5-4-3 1B		1-3 K	4	0	2	0	0	1	1						
<b>Ty Wigginton, R</b> (1,5) OBP: 0.315, SLG: 0.394		0-0 F8			0-0 HR		2-1 G5-4-3		0-1 G4-3	4	1	1	1	0	0	2						
<b>Raul Gonzalez, R</b> (1,7) OBP: 0.322, SLG: 0.332		0-0 G5-4-3			2-1 G6-3		4-2 HBP BB			2	0	0	0	1	0	1						
<b>Jorge Velandia, R</b> (1,6) OBP: 0.333, SLG: 0.308										2	0	0	0	0	1	0						
<b>Jason Phillips, R</b> (7,PH) OBP: 0.376, SLG: 0.446										0	0	0	0	0	0	0						
<b>Marco Scutaro, R</b> (7,PR) OBP: 0.322, SLG: 0.351										0	0	0	0	0	0	0						
<b>Mike Glavine, L</b> (1,3) Grant Roberts, R (6,1) Jaime Cerda, L (7,1) Matt Watson, L (7,PH) Dan Wheeler, R (8,1) Pedro Feliciano, L (9,1)										2	0	0	0	0	0	0						
<b>Tom Glavine, L</b> (1,1) OBP: 0.211, SLG: 0.170										0	0	0	0	1	0	0						
<b>Tony Clark, S</b> (6,3) OBP: 0.303, SLG: 0.474										2	0	0	0	0	2	0						
<b>Vance Wilson, R</b> (9,2) OBP: 0.286, SLG: 0.367										0	0	0	0	0	0	0						
<b>Inning Stats</b>	R: 0 E: 0 K: 1 S: 7	H: 0 LOB: 0 BB: 0 P: 12	R: 0 E: 0 K: 0 S: 4	H: 1 LOB: 0 BB: 0 P: 4	R: 0 E: 0 K: 1 S: 8	H: 0 LOB: 1 BB: 1 P: 15	R: 0 E: 0 K: 0 S: 9	H: 0 LOB: 0 BB: 1 P: 14	R: 1 E: 0 K: 0 S: 6	H: 1 LOB: 0 BB: 0 P: 8	R: 0 E: 0 K: 1 S: 13	H: 1 LOB: 1 BB: 0 P: 20	R: 0 E: 0 K: 0 S: 10	H: 1 LOB: 2 BB: 1 P: 18	R: 0 E: 0 K: 2 S: 10	H: 0 LOB: 0 BB: 0 P: 15	R: 0 E: 0 K: 2 S: 8	H: 0 LOB: 0 BB: 0 P: 10	1B: 3 2B: 0 3B: 0 HR: 1	SF: 0 SAC: 0 DP: 3 HBP: 1	WP: 0 PB: 0 SB: 0 CS: 0	PA: 32
<b>PITCHER</b>	IP	WLS	BF	H	R	ER	SO	BB	IBB	HBP	BLK	WP	HR	S	P	ERA	WHIP					
<b>16 Salomon Torres, R</b> (1,1) ERA: 4.76	6.2	W	24	4	1	1	3	3	0	0	0	0	0	15	84	1.35	1.050					
<b>Brian Meadows, R</b> (7,1) ERA: 4.76	1.1	H	5	0	0	0	2	0	0	1	0	0	0	15	22	0.00	0.000					
<b>Julian Tavarez, R</b> (9,1) ERA: 3.72	1.0	S	3	0	0	0	2	0	0	0	0	0	0	8	10	0.00	0.000					

Pittsburgh Pirates @ New York Mets  
Shea Stadium, Flushing, NY  
Thu Sep 25 2003, 7:35 PM EDT  
Att: 25,081 - Sunny - 72 F

AB 28  
R 1  
H 4  
RBI 1  
BB 3  
SO 7  
LOB 9





Batter	1	2	3	4	5	6	7	8	9	AB	R	H	RBI	BB	SO	LOB	TOP								
<b>Tike Redman, L</b> (1, 8) OBP: 0.371, SLG: 0.489	3-2 18 S 1B		0-1 P5		2-3 K		2-1 G5-3		1-2 BB 1B	5	0	2	0	0	1	0	<b>Pittsburgh Pirates @ Chicago Cubs</b> Wrigley Field, Chicago, IL Sat Sep 27 2003, 12:25 PM CDT Cloudy - 60 F								
<b>Abraham Nunez, S</b> (1, 4) OBP: 0.311, SLG: 0.355 <b>Mike Lincoln, R</b> (7, 1)	0-2 F8		0-3 K		2-2 G6-3		4-1 BB		4-2 BB 1B	3	0	0	0	1	1	1									
<b>Carlos Rivera, L</b> (9, PH) OBP: 0.297, SLG: 0.389									1-2 BB	0	0	0	0	0	0	0									
<b>18 Jason Kendall, R</b> (1, 2) OBP: 0.397, SLG: 0.414	2-3 SAFE 1-2 K		1-2 G5-3		0-2 1B 1B		1-2 G1-3		1-2 P4	5	1	1	0	0	1	4									
<b>Matt Stairs, L</b> (1, 3) OBP: 0.388, SLG: 0.555	1-3 K			1-3 K		1-2 F7		4-0 FC4-6 BB		3	0	0	0	1	2	2									
<b>Craig Wilson, R</b> (1, 9) OBP: 0.363, SLG: 0.520		3-2 F9		1-0 HR		3-0 FC5 1B		2-3 K		4	1	2	1	0	1	1									
<b>Rob Mackowiak, L</b> (1, 5) OBP: 0.346, SLG: 0.452		1-3 K		2-2 BB 1B		2-2 1B		1-2 FC4-6 S		4	0	2	1	0	1	1									
<b>Jason Bay, R</b> (1, 7) OBP: 0.424, SLG: 0.561		1-1 1B		4-2 SAFE 1-2 BB		1-3 K		1-2 F9		3	0	1	0	1	1	3									
<b>2 Jack Wilson, R</b> (1, 6) OBP: 0.302, SLG: 0.347		0-2 E5		1-3 K		0-0 FC5			1-3 K	4	0	0	0	0	2	4									
<b>Josh Fogg, R</b> (1, 1) OBP: 0.227, SLG: 0.190 <b>Jeff Reboulet, R</b> (7, PH) OBP: 0.321, SLG: 0.330		1-0 G6-3		0-3 K		2-3 K		1-2 G4-3		2	0	0	0	0	1	2									
										2	0	0	0	0	1	0									
<b>Inning Stats</b>	R: 0 E: 0 K: 2 S: 17	H: 1 LOB: 1 BB: 0 P: 23	R: 0 E: 1 K: 1 S: 13	H: 1 LOB: 2 BB: 0 P: 19	R: 0 E: 0 K: 1 S: 9	H: 0 LOB: 0 BB: 0 P: 10	R: 1 E: 0 K: 2 S: 16	H: 2 LOB: 1 BB: 1 P: 25	R: 0 E: 0 K: 2 S: 9	H: 0 LOB: 0 BB: 0 P: 13	R: 1 E: 0 K: 1 S: 20	H: 3 LOB: 2 BB: 0 P: 27	R: 0 E: 0 K: 1 S: 11	H: 0 LOB: 1 BB: 1 P: 20	R: 0 E: 0 K: 1 S: 10	H: 0 LOB: 1 BB: 1 P: 18	R: 0 E: 0 K: 1 S: 14	H: 1 LOB: 2 BB: 1 P: 22	1B: 7 2B: 0 3B: 0 HR: 1	SF: 0 SAC: 0 DP: 0 HBP: 0	WP: 0 PB: 0 SB: 2 CS: 0	PA: 39			
<b>PITCHER</b>	IP	WLS	BF	H	R	ER	SO	BB	IBB	HBP	BLK	WP	HR	S	P	ERA	WHIP								
<b>22 Mark Prior, R</b> (1, 1) ERA: 2.43	6.2	W	29	7	2	2	10	2	0	0	0	0	1	92	133	2.70	1.350								
<b>Kyle Farnsworth, R</b> (7, 1) ERA: 3.3	1.1	H	5	0	0	0	1	1	0	0	0	0	0	13	22	0.00	0.750								
<b>Joe Borowski, R</b> (9, 1) ERA: 2.63	1.0	S	5	1	0	0	1	1	0	0	0	0	0	14	22	0.00	2.000								

AB 35  
R 2  
H 8  
RBI 2  
BB 4  
SO 12  
LOB 18



Batter	1	2	3	4	5	6	7	8	9	AB	R	H	RBI	BB	SO	LOB	BOTTOM								
<b>Kenny Lofton, L</b> (1, 8) OBP: 0.351, SLG: 0.452	3-2 G6-3 1B		1-0 F7		2-0 SF9 SH1 1B		4-0 E BB			3	0	2	0	1	0	1	<b>Pittsburgh Pirates @ Chicago Cubs</b> Wrigley Field, Chicago, IL Sat Sep 27 2003, 12:25 PM CDT Cloudy - 60 F								
<b>Mark Czudzielanek, R</b> (1, 4) OBP: 0.367, SLG: 0.416	1-2 SAFE SAFE SAFE G6-3			1-1 BB FC6-4 1B	0-0 SH1		0-0 E1		1-3 1B	3	1	1	0	0	0	2									
<b>Sammy Sosa, R</b> (1, 9) OBP: 0.359, SLG: 0.550	3-2 G6-3			4-2 FC6-4 SF7 BB	1-1 SF9		2-1 G6-3			2	1	0	1	1	0	2									
<b>Moises Alou, R</b> (1, 7) OBP: 0.356, SLG: 0.457		1-0 G6-3		4-2 FC6-4 BB	1-1 G5-3		0-1 G5-3			3	0	0	0	1	0	1									
<b>16 Aramis Ramirez, R</b> (1, 5) OBP: 0.325, SLG: 0.467		1-0 G5-3		3-2 FC6-4		2-1 G4-3		1-0 1B		4	0	1	1	0	0	2									
<b>Randall Simon, L</b> (1, 3) OBP: 0.308, SLG: 0.434		1-3 K		1-2 SAFE 3-H SF7		1-1 G1-3		0-0 G6-4-3 1B		3	0	1	1	0	1	0									
<b>Alex Gonzalez, R</b> (1, 6) OBP: 0.294, SLG: 0.402 <b>Kyle Farnsworth, R</b> (7, 1)			0-1 2B		0-0 G6-3		0-1 G6-4-3			3	0	1	0	0	1	1									
<b>Troy O'Leary, L</b> (8, PH) OBP: 0.270, SLG: 0.353 <b>Joe Borowski, R</b> (9, 1)										1	0	0	0	0	0	0									
<b>Damian Miller, R</b> (1, 2) OBP: 0.310, SLG: 0.369			2-2 G6-3		3-2 HR		1-3 K			3	1	1	1	0	1	1									
<b>22 Mark Prior, R</b> (1, 1) OBP: 0.270, SLG: 0.347 <b>Ramon Martinez, R</b> (7, 6) OBP: 0.338, SLG: 0.381			0-3 K		0-0 SH1 1B SF9		0-1 G5-3			2	1	1	0	0	1	1									
										1	0	0	0	0	0	0									
<b>Inning Stats</b>	R: 0 E: 0 K: 0 S: 8	H: 1 LOB: 0 BB: 0 P: 14	R: 0 E: 0 K: 1 S: 5	H: 0 LOB: 0 BB: 0 P: 8	R: 0 E: 0 K: 1 S: 9	H: 1 LOB: 1 BB: 0 P: 12	R: 2 E: 0 K: 1 S: 18	H: 1 LOB: 1 BB: 2 P: 34	R: 2 E: 0 K: 0 S: 9	H: 3 LOB: 1 BB: 0 P: 16	R: 0 E: 0 K: 0 S: 5	H: 0 LOB: 0 BB: 0 P: 8	R: 0 E: 1 K: 1 S: 8	H: 0 LOB: 2 BB: 1 P: 15	R: 0 E: 0 K: 0 S: 6	H: 2 LOB: 1 BB: 0 P: 7	1B: 5 2B: 2 3B: 0 HR: 1	SF: 2 SAC: 1 DP: 2 HBP: 0	WP: 0 PB: 0 SB: 0 CS: 0	PA: 34					
<b>PITCHER</b>	IP	WLS	BF	H	R	ER	SO	BB	IBB	HBP	BLK	WP	HR	S	P	ERA	WHIP								
<b>Josh Fogg, R</b> (1, 1) ERA: 5.26	6.0	L	25	6	4	4	3	2	0	0	0	0	0	14	22	6.00	1.333								
<b>Mike Lincoln, R</b> (7, 1) ERA: 5.2	2.0		9	2	0	0	1	1	0	0	0	0	0	14	22	0.00	1.500								

AB 28  
R 4  
H 8  
RBI 4  
BB 3  
SO 4  
LOB 13



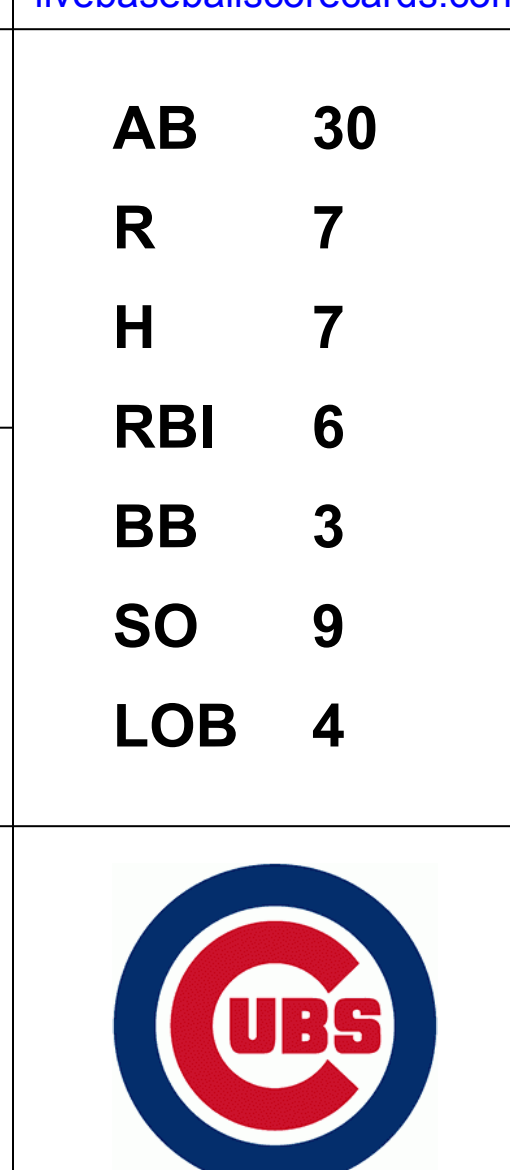


Batter	1	2	3	4	5	6	7	8	9	AB	R	H	RBI	BB	SO	LOB	TOP										
<b>Tike Redman, L</b> (1, 8) OBP: 0.373, SLG: 0.487	G4-3		1B					FC4-6 3B		3	1	1	0	1	0	1	<b>Pittsburgh Pirates @ Chicago Cubs</b> Wrigley Field, Chicago, IL Sat Sep 27 2003, 12:30 PM CDT Att: 40,121 - Cloudy - 59 F										
<b>Abraham Nunez, S</b> (1, 4) OBP: 0.311, SLG: 0.360	G3		F9					PB 3B		4	1	1	1	0	0	2											
<b>Rob Mackowiak, L</b> (1, 9) OBP: 0.349, SLG: 0.453	1B		1B					K		4	0	2	0	0	2	1											
<b>Craig Wilson, R</b> (1, 2) OBP: 0.364, SLG: 0.518	1B		G3-6-3							3	0	1	0	1	0	2											
<b>Carlos Rivera, L</b> (1, 3) OBP: 0.286, SLG: 0.372	K									4	0	0	0	0	2	3											
<b>Jason Bay, R</b> (1, 7) OBP: 0.417, SLG: 0.541		K								3	0	0	0	1	1	0											
<b>2 Jack Wilson, R</b> (1, 6) OBP: 0.300, SLG: 0.345		L9								4	0	0	0	0	0	1											
<b>José Hernández, R</b> (1, 5) OBP: 0.287, SLG: 0.347										4	0	1	0	0	1	1											
<b>Ryan Vogelsong, R</b> (1, 1) OBP: 0.167, SLG: 0.167 <b>Mark Conroy, R</b> (2, 1) <b>Joe Beimel, L</b> (4, 1) <b>J.J. Davis, R</b> (5, PH) <b>Nelson Figueroa, R</b> (5, 1) <b>34 John Grabow, L</b> (7, 1) <b>J.R. House, R</b> (8, PH) <b>Brian Boehringer, S</b> (8, 1)		K								1	0	0	0	0	1	1											
<b>Inning Stats</b>	R: 0 E: 0 K: 1 S: 13	H: 2 LOB: 2 BB: 0 P: 19	R: 0 E: 0 K: 2 S: 9	H: 1 LOB: 1 BB: 1 P: 12	R: 0 E: 0 K: 0 S: 10	H: 2 LOB: 1 BB: 0 P: 14	R: 0 E: 0 K: 0 S: 6	H: 0 LOB: 0 BB: 0 P: 9	R: 0 E: 0 K: 1 S: 7	H: 0 LOB: 1 BB: 1 P: 14	R: 0 E: 0 K: 1 S: 6	H: 0 LOB: 0 BB: 0 P: 7	R: 0 E: 0 K: 2 S: 15	H: 2 LOB: 1 BB: 1 P: 22	R: 0 E: 0 K: 0 S: 6	H: 0 LOB: 0 BB: 1 P: 10		1B: 6 2B: 0 3B: 1 HR: 0	SF: 0 SAC: 0 DP: 2 HBP: 0	WP: 0 PB: 1 SB: 0 CS: 0	PA: 35						
<b>PITCHER</b>	IP	WLS	BF	H	R	ER	SO	BB	IBB	HBP	BLK	WP	HR	S	P	ERA	WHIP										
<b>Matt Clement, R</b> (1, 1) ERA: 4.11	7.2	W	31	7	2	1	6	2	0	0	0	0	0	68	101	1.17	1.174										
<b>Mike Remlinger, L</b> (8, 1) ERA: 3.55	0.1		1	0	0	0	1	0	0	0	0	0	0	4	5	0.00	0.000										
<b>Dave Veres, R</b> (9, 1) ERA: 4.68	1.0		3	0	0	0	0	1	0	0	0	0	0	6	10	0.00	1.000										

AB	32
R	2
H	7
RBI	1
BB	3
SO	7
LOB	12



Batter	1	2	3	4	5	6	7	8	9	AB	R	H	RBI	BB	SO	LOB	BOTTOM											
<b>Kenny Lofton, L</b> (1, 8) OBP: 0.350, SLG: 0.450	K	1B IBB		K						3	1	0	0	1	3	0	<b>Pittsburgh Pirates @ Chicago Cubs</b> Wrigley Field, Chicago, IL Sat Sep 27 2003, 12:30 PM CDT Att: 40,121 - Cloudy - 59 F											
<b>Mark Czuzdzianek, R</b> (1, 4) OBP: 0.366, SLG: 0.417	L5	S								4	0	1	2	0	0	0												
<b>Sammy Sosa, R</b> (1, 9) OBP: 0.358, SLG: 0.553	HR	K								4	1	1	1	0	2	1												
<b>Moises Alou, R</b> (1, 7) OBP: 0.357, SLG: 0.462	P3	G5-3								3	1	1	1	1	0	1												
<b>16 Aramis Ramirez, R</b> (1, 5) OBP: 0.324, SLG: 0.465		1B 1B		P4						4	1	1	0	0	1	1												
<b>Eric Karros, R</b> (1, 3) OBP: 0.339, SLG: 0.437		1B 1B		G5-3						3	1	1	0	1	0	0												
<b>Ramon Martinez, R</b> (1, 6) OBP: 0.336, SLG: 0.379 <b>Dave Veres, R</b> (9, 1)		1B 1B		F9						4	1	1	1	0	0	1												
<b>Paul Bako, L</b> (1, 2) OBP: 0.313, SLG: 0.332		SH5-4 1B 1B								3	1	1	1	0	1	0												
<b>Matt Clement, R</b> (1, 1) OBP: 0.159, SLG: 0.177 <b>Mike Remlinger, L</b> (8, 1) <b>Alex Gonzalez, R</b> (9, 6)		SH5-4								2	0	0	0	0	2	0												
<b>Inning Stats</b>	R: 1 E: 0 K: 1 S: 9	H: 1 LOB: 0 BB: 0 P: 15	R: 5 E: 1 K: 1 S: 23	H: 5 LOB: 1 BB: 1 P: 35	R: 0 E: 0 K: 0 S: 9	H: 0 LOB: 0 BB: 0 P: 15	R: 0 E: 0 K: 2 S: 7	H: 0 LOB: 0 BB: 0 P: 11	R: 0 E: 0 K: 1 S: 8	H: 0 LOB: 0 BB: 1 P: 15	R: 0 E: 0 K: 1 S: 8	H: 0 LOB: 0 BB: 0 P: 12	R: 0 E: 0 K: 2 S: 9	H: 0 LOB: 0 BB: 0 P: 13	R: 1 E: 0 K: 1 S: 9	H: 1 LOB: 1 BB: 1 P: 17		1B: 5 2B: 0 3B: 0 HR: 2	SF: 0 SAC: 1 DP: 0 HBP: 0	WP: 0 PB: 0 SB: 2 CS: 0	PA: 34							
<b>PITCHER</b>	IP	WLS	BF	H	R	ER	SO	BB	IBB	HBP	BLK	WP	HR	S	P	ERA	WHIP											
<b>Ryan Vogelsong, R</b> (1, 1) ERA: 6.55	1.1	L	11	6	6	5	1	0	0	0	0	0	0	15	25	0.00	4.500											
<b>Mark Corey, R</b> (2, 1) ERA: 5.34	1.2		5	0	0	0	1	0	0	0	0	0	0	7	11	0.00	0.000											
<b>Joe Beimel, L</b> (4, 1) ERA: 5.14	1.0		3	0	0	0	2	0	0	0	0	0	0	7	11	0.00	0.000											
<b>Nelson Figueroa, R</b> (5, 1) ERA: 3.31	2.0		7	0	0	0	2	1	0	0	0	0	0	16	27	0.00	0.500											
<b>34 John Grabow, L</b> (7, 1) ERA: 3.6	1.0		3	0	0	0	2	0	0	0	0	0	0	9	13	0.00	0.000											
<b>PITCHER</b>	IP	WLS	BF	H	R	ER	SO	BB	IBB	HBP	BLK	WP	HR	S	P	ERA	WHIP											
<b>Brian Boehringer, R</b> (8, 1) ERA: 5.49	1.0		5	1	1	1	1	1	0	0	0	0	0	1	9	17	9.00	2.000										





Batter	1	2	3	4	5	6	7	8	9	AB	R	H	RBI	BB	SO	LOB	TOP										
<b>Tike Redman, L</b> OBP: 0.374, SLG: 0.483 (1, 8)	2-1 G1-3		2-1 1B		4-2 FC1-6 BB		2-1 P6		2-3 K	4	0	1	0	1	1	1	<b>Pittsburgh Pirates @ Chicago Cubs</b> Wrigley Field, Chicago, IL Sun Sep 28 2003, 1:20 PM CDT Att: 39,940 - Cloudy - 54 F										
<b>Abraham Nunez, S</b> OBP: 0.310, SLG: 0.357 (1, 4)	4-2 BB		2-2 G4-3		0-0 FC1-6 18 1B		0-2 G4-3			3	1	0	0	1	0	3											
<b>18 Jason Kendall, R</b> OBP: 0.399, SLG: 0.416 (1, 2)	2-1 G4-3-6-3-4			2-2 FC1-6 1B	1-2 1B		1-0 BB HBP			3	0	2	2	0	0	1											
<b>Matt Stairs, L</b> OBP: 0.389, SLG: 0.561 <b>José Hernández, R</b> OBP: 0.297, SLG: 0.347 (8, 5)		2-2 3B		0-1 FC1-6 1B	1-2 1B		2-3 K			4	0	2	0	0	1	2											
<b>Craig Wilson, R</b> OBP: 0.360, SLG: 0.511 (1, 9)		2-3 K		1-2 FC1-6		1-2 G6-3		0-3 K		4	0	0	0	0	2	4											
<b>Jason Bay, R</b> OBP: 0.421, SLG: 0.529 (1, 7)		0-2 L6		1-3 K		4-2 CS BB		1-2 BB		2	0	0	0	2	1	3											
<b>Rob Mackowiak, L</b> <b>Brian Meadows, R</b> OBP: 0.133, SLG: 0.071 <b>Julian Tavarez, L</b> (8, 1)		2-3 K		1-0 G4-3		2-2 F9		1-3 K		4	0	0	0	0	2	6											
<b>2 Jack Wilson, R</b> OBP: 0.303, SLG: 0.353 (1, 6)			2-2 G5-3		3-2 FC1-6 18 1B		1-0 HR		1-1 CS 1B	4	2	3	1	0	0	0											
<b>Kip Wells, R</b> OBP: 0.203, SLG: 0.279 <b>J.J. Davis, R</b> OBP: 0.263, SLG: 0.286 <b>Joe Beimel, L</b> (7, 1)			0-0 F9		0-1 SH3		2-0 G6-3		1-3 K	1	0	0	0	0	0	0											
<b>Carlos Rivera, L</b> OBP: 0.283, SLG: 0.368 (8, 3)					1-2					1	0	0	0	0	1	1											
<b>Inning Stats</b>	R: 0 E: 0 K: 0 S: 6	H: 0 LOB: 0 BB: 1 P: 14	R: 0 E: 0 K: 2 S: 13	H: 1 LOB: 1 BB: 0 P: 19	R: 0 E: 0 K: 0 S: 9	H: 1 LOB: 1 BB: 0 P: 15	R: 0 E: 0 K: 1 S: 14	H: 2 LOB: 2 BB: 0 P: 19	R: 2 E: 0 K: 0 S: 15	H: 2 LOB: 1 BB: 1 P: 26	R: 0 E: 0 K: 0 S: 8	H: 0 LOB: 0 BB: 1 P: 15	R: 1 E: 0 K: 0 S: 7	H: 1 LOB: 0 BB: 0 P: 12	R: 0 E: 0 K: 3 S: 16	H: 0 LOB: 2 BB: 1 P: 24	R: 0 E: 0 K: 2 S: 8	H: 1 LOB: 1 BB: 0 P: 12	1B: 6 2B: 1 3B: 1 HR: 1	SF: 0 SAC: 1 DP: 2 HBP: 1	WP: 0 PB: 0 SB: 1 CS: 2	PA: 37					
<b>PITCHER</b>	IP	WLS	BF	H	R	ER	SO	BB	IBB	HBP	BLK	WP	HR	S	P	ERA	WHIP										
<b>Sergio Mitre, R</b> ERA: 8.31 (1, 1)	4.0	16	4	0	0	3	1	0	0	0	0	0	0	42	67	0.00	1.250										
<b>Antonio Alfonseca, R</b> ERA: 5.83 (5, 1)	1.0	6	2	2	2	0	1	0	0	0	0	0	0	15	26	18.00	3.000										
<b>Mark Guthrie, L</b> ERA: 2.74 (6, 1)	1.0	3	0	0	0	0	1	0	0	0	0	0	0	8	15	0.00	1.000										
<b>Juan Cruz, R</b> ERA: 6.05 (7, 1)	2.0	L	9	1	1	1	3	1	0	1	0	0	1	23	36	4.50	1.000										
<b>Todd Wellemeyer, R</b> ERA: 6.51 (9, 1)	1.0	3	1	0	0	2	0	0	0	0	0	0	0	8	12	0.00	1.000										

AB 31  
R 3  
H 8  
RBI 3  
BB 4  
SO 8  
LOB 21



Batter	1	2	3	4	5	6	7	8	9	AB	R	H	RBI	BB	SO	LOB	BOTTOM										
<b>Kenny Lofton, L</b> OBP: 0.352, SLG: 0.450 <b>Tom Goodwin, L</b> OBP: 0.328, SLG: 0.363 (7, 9)	4-0 WP BB		0-0 G3		1-1 F7		3-2 L9		1-3 K	0	0	0	0	1	0	0	<b>Pittsburgh Pirates @ Chicago Cubs</b> Wrigley Field, Chicago, IL Sun Sep 28 2003, 1:20 PM CDT Att: 39,940 - Cloudy - 54 F										
<b>Mark Czudzielanek, R</b> OBP: 0.360, SLG: 0.416 <b>Tony Womack, L</b> OBP: 0.291, SLG: 0.307 (4, 4)	4-2 BB		1-0 G4-3		1-2 G4-3		0-3 K			1	0	0	0	1	0	0											
<b>Doug Glanville, R</b> OBP: 0.286, SLG: 0.346 (7, 8)	2-3 K		1-2 G6-3			1-1 1B		0-1 F8		4	0	1	0	0	1	2											
<b>Troy O'Leary, L</b> OBP: 0.275, SLG: 0.356 (1, 7)	3-2 F7			1-0 L9		2-0 S 1B		1-0 1B		4	0	2	0	0	0	2											
<b>16 Aramis Ramirez, R</b> OBP: 0.324, SLG: 0.465 <b>Ramon Martinez, R</b> OBP: 0.333, SLG: 0.375 (7, 6)	1-0 F7			1-1 F8		3-3 K		1-3 K		1	0	0	0	0	0	2											
<b>Eric Karpis, R</b> OBP: 0.290, SLG: 0.446 <b>Antonio Alfonseca, R</b> (8, 1)		2-1 G4-3		0-0 HR		3-2 K		0-3 K		2	1	1	1	0	0	0											
<b>Mark Guthrie, R</b> <b>David Kelton, R</b> OBP: 0.147, SLG: 0.250 <b>Juan Cruz, R</b> OBP: 0.299, SLG: 0.417 <b>Paul Shays, L</b> OBP: 0.160, SLG: 0.259 <b>Todd Wellemeyer, R</b> (8, 1)					1-0 HR		2-3 K			1	1	1	1	0	0	0											
<b>Alex Gonzalez, R</b> OBP: 0.295, SLG: 0.409 <b>Augie Ojeda, S</b> OBP: 0.185, SLG: 0.120 (7, 5)		3-2 HR		1-0 1B		2-3 K			0-0 SH2-3 1B	3	0	2	0	0	1	2											
<b>Josh Paul, R</b> OBP: 0.346, SLG: 0.261 (1, 2)		2-3 K		2-3 K			0-0 G6-3		0-0 SH2-3	3	0	0	0	0	2	1											
<b>Sergio Mitre, R</b> OBP: 0.500, SLG: 0.500 <b>Randall Simon, L</b> OBP: 0.309, SLG: 0.434 <b>Hee-Seop Choi, L</b> OBP: 0.350, SLG: 0.421 (8, 3)		1-3 K			0-1 G4-3		1-0 1B		0-0 L7	1	0	0	0	0	1	0											
<b>Inning Stats</b>	R: 0 E: 0 K: 1 S: 10	H: 0 LOB: 2 BB: 2 P: 24	R: 1 E: 0 K: 2 S: 13	H: 1 LOB: 0 BB: 0 P: 21	R: 0 E: 0 K: 0 S: 8	H: 0 LOB: 0 BB: 0 P: 10	R: 1 E: 0 K: 1 S: 8	H: 2 LOB: 1 BB: 0 P: 13	R: 0 E: 0 K: 0 S: 7	H: 0 LOB: 0 BB: 0 P: 9	R: 0 E: 0 K: 3 S: 13	H: 2 LOB: 2 BB: 0 P: 24	R: 0 E: 0 K: 1 S: 9	H: 1 LOB: 1 BB: 0 P: 13	R: 0 E: 0 K: 2 S: 9	H: 1 LOB: 1 BB: 0 P: 11	R: 0 E: 0 K: 1 S: 6	H: 1 LOB: 1 BB: 0 P: 7	1B: 6 2B: 0 3B: 0 HR: 2	SF: 0 SAC: 1 DP: 0 HBP: 0	WP: 1 PB: 0 SB: 1 CS: 0	PA: 37					
<b>PITCHER</b>	IP	WLS	BF	H	R	ER	SO	BB	IBB	HBP	BLK	WP	HR	S	P	ERA	WHIP										
<b>Kip Wells, R</b> ERA: 3.28 (7, 1)	6.0	W	25	4	1	0	1	0	0	0	0	0	0	9	13	0.00	1.000										
<b>Joe Beimel, L</b> ERA: 5.65 (8, 1)	0.2	H	3	1	0	0	1	0	0	0	0	0	0	6	8	0.00	1.500										
<b>Brian Meadows, R</b> ERA: 4.72 <b>Julian Tavarez, R</b> ERA: 3.66 (8, 1)	1.1	S	5	1	0	0	2	0	0	0	0	0	0	9	10	0.00	0.750										

AB 34  
R 2  
H 8  
RBI 2  
BB 2  
SO 11  
LOB 19

