


Pittsburgh Pirates - 2004

Batter	1	2	3	4	5	6	7	8	9	AB R H RBI BB SO LOB	TOP																								
												<p>Manatee C.C. Lancers @ Pittsburgh Pirates McKechnie Field, Bradenton, FL Wed Mar 03 2004, 12:05 PM EST</p> <p>livebaseballscorecards.com</p> <p>AB 0 R 0 H 0 RBI 0 BB 0 SO 0 LOB 0</p> 																							
Inning Stats										1B: 0 SF: 0 2B: 0 SAC: 0 3B: 0 DP: 0 HR: 0 HBP: 0	WP: 0 PA: 0 PB: 0 SB: 0 CS: 0																								
PITCHER	IP	WLS	BF	H	R	ER	SO	BB	IBB	HBP	BLK	WP	HR	S	P	ERA	WHIP	PITCHER	IP	WLS	BF	H	R	ER	SO	BB	IBB	HBP	BLK	WP	HR	S	P	ERA	WHIP

Batter	1	2	3	4	5	6	7	8	9	AB R H RBI BB SO LOB	BOTTOM
--------	---	---	---	---	---	---	---	---	---	----------------------	---------------

Manatee C.C. Lancers @ Pittsburgh Pirates
 McKechnie Field, Bradenton, FL
 Wed Mar 03 2004, 12:05 PM EST

livebaseballscorecards.com

AB	0
R	0
H	0
RBI	0
BB	0
SO	0
LOB	0



1B: 0	SF: 0	WP: 0	PA: 0
2B: 0	SAC: 0	PB: 0	
3B: 0	DP: 0	SB: 0	
HR: 0	HBP: 0	CS: 0	

Inning Stats PITCHER IP WLS BF H R ER SO BB IBB HBP BLK WP HR S P ERA WHIP	PITCHER IP WLS BF H R ER SO BB IBB HBP BLK WP HR S P ERA WHIP
--	---

Batter	1	2	3	4	5	6	7	8	9	AB R H RBI BB SO LOB	TOP		
Marlon Byrd, R (1, 8) BB BB FF FF BB BB C	3-3 K		0-0 G6-3		4-0 G4-3 BB		1-1 G6-3		3-2 L7	4 0 0 0 1 1 0	Philadelphia Phillies @ Pittsburgh Pirates PNC Park, Pittsburgh, PA Mon Apr 05 2004, 4:05 PM EDT Att. 35,702 - Sunny - 46 F		
Placido Polanco, R (1, 4) OBP: 0.600, SLG: 0.500 C B F F B B X	2-2 G4-3 1B		1-0 FC1-6 1B		1-2 G4-3		1-2 HBP		3-2 P6	4 0 2 0 0 0 1			
Jim Thome, L (1, 3) F B B B B X	3-2 G4-3 1-2		0-1 FC1-6 1B 1-2f		2-2 P4		1-3 K			4 0 0 0 0 1 4			
Pat Burrell, R (1, 7) OBP: 0.750, SLG: 0.750 C B D C C X	3-2 G5-3		0-0 1-2 1B		0-0 1B 1B		0-0 SH1-4 11 SF8 1B			4 1 3 0 0 0 1			
Bobby Abreu, L (1, 9) OBP: 0.500, SLG: 0.333 B C B X		2-1 G6-3	0-2 F7		1-1 1-2 1B		4-2 SH1-4 BB			3 0 1 0 1 0 2			
Mike Lieberthal, R (1, 2) F B B X		1-2 P3		0-1 G5-3		2-3 K		0-0 SH1-4 BB		3 0 0 0 0 1 2			
11 Jimmy Rollins, S (1, 6) F B B B B X		4-2 BB BB		2-3 K		0-3 K		1-0 SF8		2 0 0 1 1 2 2			
David Bell, R (1, 5) B B B B B X		4-0 1-2 BB		0-1 G3		3-3 K		3-H 0-1 G6-3		3 0 0 0 1 1 3			
Kevin Millwood, R (1, 1) Ricky Ledee, L (7, PH) Roberto Hernandez, R (7, 1) Jason Michaels, R (9, PH) C B C C C X		2-3 K		1-3 K		3-2 P3		3-2 F8		2 0 0 0 0 2 2 1 0 0 0 0 0 0 0 0 0 0 0 0 0 1 0 0 0 0 0 0			
Inning Stats	R: 0 H: 1 E: 0 LOB: 1 K: 1 BB: 0 S: 16 P: 27	R: 0 H: 0 E: 0 LOB: 2 K: 1 BB: 2 S: 10 P: 23	R: 0 H: 2 E: 0 LOB: 2 K: 0 BB: 0 S: 8 P: 9	R: 0 H: 0 E: 0 LOB: 0 K: 1 BB: 0 S: 7 P: 9	R: 0 H: 0 E: 0 LOB: 1 K: 1 BB: 1 S: 10 P: 17	R: 0 H: 2 E: 0 LOB: 2 K: 3 BB: 0 S: 14 P: 20	R: 0 H: 0 E: 0 LOB: 1 K: 1 BB: 0 S: 10 P: 16	R: 1 H: 1 E: 0 LOB: 1 K: 0 BB: 1 S: 8 P: 13	R: 0 H: 0 E: 0 LOB: 0 K: 0 BB: 0 S: 9 P: 18	1B: 6 SF: 1 2B: 0 SAC: 1 3B: 0 DP: 0 HR: 0 HBP: 1		WP: 0 PA: 38 PB: 0 SB: 0 CS: 0	
PITCHER	IP WLS BF H R ER SO BB IBB HBP BLK WP HR S P ERA WHIP											PITCHER	IP WLS BF H R ER SO BB IBB HBP BLK WP HR S P ERA WHIP
Kip Wells, R (1, 1) ERA:	6.0 W 26 5 0 0 7 3 0 0 0 0 0 0 65 105 0.00 1.333												
16 Salomon Torres, R (7, 1) ERA: 4.5	2.0 H 9 1 1 1 1 1 0 1 0 0 0 0 18 29 4.50 1.000												
Jose Mesa, R (9, 1) ERA:	1.0 S 3 0 0 0 0 0 0 0 0 0 0 0 0 9 18 0.00 0.000												

livebaseballscorecards.com

AB	31
R	1
H	6
RBI	1
BB	4
SO	8
LOB	17



Batter	1	2	3	4	5	6	7	8	9	AB R H RBI BB SO LOB	BOTTOM
Tike Redman, L OBP: 0.500, SLG: 0.750 (1, 8) C B B X	2-1 1B 1B		0-3 2		1-0 2B 2-H		1-2 G6-3			4 0 2 1 0 1 0	Philadelphia Phillies @ Pittsburgh Pirates PNC Park, Pittsburgh, PA Mon Apr 05 2004, 4:05 PM EDT Att: 35,702 - Sunny - 46 F livebaseballscorecards.com
18 Jason Kendall, R OBP: 0.250, SLG: 0.250 (1, 2) B C C S	1-3 K		1-1 1B		1-1 F7			1-2 G3		4 0 1 0 0 1 2	
Raul Mondesi, R (1, 7) B F B C S	2-3 K		0-0 F7		1-3 K			0-0 P4		4 0 0 0 0 2 3	
Randall Simon, L OBP: 0.500, SLG: 0.333 J.J. Davis, R (8, PR) (9, 9) S B B F X	2-2 1B			0-1 F8		1-1 P5		4-2 S BB		3 0 1 0 1 0 0 0 0 0 0 0 0 0	
Craig Wilson, R OBP: 0.500, SLG: 1.500 (1, 9) (9, 3) X	0-0 G5-3			2-1 2B		3-2 HR		1-1 G6-3		4 1 2 1 0 0 3	
Bobby Hill, S 16 Salomon Torres, R Jose Mesa, R (1, 4) (7, 1) (9, 1) B B B B F		3-2 G4-3		2-1 L8		0-0 G3				3 0 0 0 0 0 1 0 0 0 0 0 0 0 0 0 0 0 0 0 0	
Chris Stynes, R (1, 5) X C B C		0-2 G5-3		0-0 F9		1-1 F7				3 0 0 0 0 0 1	
2 Jack Wilson, R OBP: 0.333, SLG: 0.333 (1, 6) C B B C		1-2 G1-3			3-1 SH1-4 2B 1B		0-3 K2-3			3 1 1 0 0 1 0	
Kip Wells, R Abraham Nunez, S (1, 1) (7, 4) F X			0-1 F8		0-1 SH1-4		2-2 G4-3			1 0 0 0 0 0 0 1 0 0 0 0 0 0	
Inning Stats	R: 0 H: 2 E: 0 LOB: 2 K: 2 BB: 0 S: 12 P: 19	R: 0 H: 0 E: 0 LOB: 0 K: 0 BB: 0 S: 9 P: 13	R: 0 H: 1 E: 0 LOB: 1 K: 1 BB: 0 S: 8 P: 9	R: 0 H: 1 E: 0 LOB: 1 K: 0 BB: 0 S: 7 P: 11	R: 1 H: 2 E: 0 LOB: 1 K: 1 BB: 0 S: 10 P: 16	R: 1 H: 1 E: 0 LOB: 0 K: 0 BB: 0 S: 10 P: 15	R: 0 H: 0 E: 0 LOB: 0 K: 1 BB: 0 S: 9 P: 12	R: 0 H: 0 E: 0 LOB: 2 K: 0 BB: 1 S: 9 P: 15	1B: 4 SF: 0 2B: 2 SAC: 1 3B: 0 DP: 0 HR: 1 HBP: 0	WP: 0 PA: 32 PB: 0 SB: 1 CS: 0	
PITCHER Kevin Millwood, R ERA: 3.0 Roberto Hernandez, R ERA:	IP WLS BF H R ER SO BB IBB HBP BLK WP HR S P ERA WHIP (1, 1) 6.0 L 25 7 2 2 4 0 0 0 0 0 1 56 83 3.00 1.167 (7, 1) 2.0 7 0 0 0 1 1 0 0 0 0 0 18 27 0.00 0.500	PITCHER IP WLS BF H R ER SO BB IBB HBP BLK WP HR S P ERA WHIP									

AB 30
R 2
H 7
RBI 2
BB 1
SO 5
LOB 10



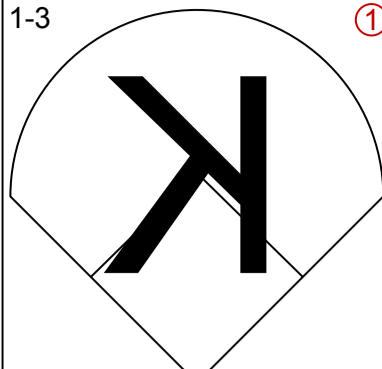
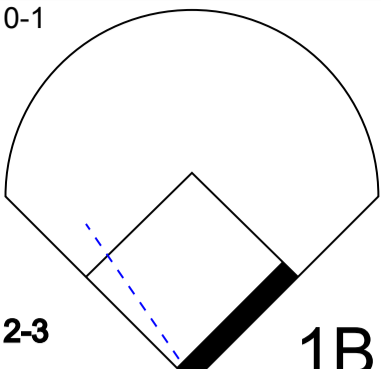
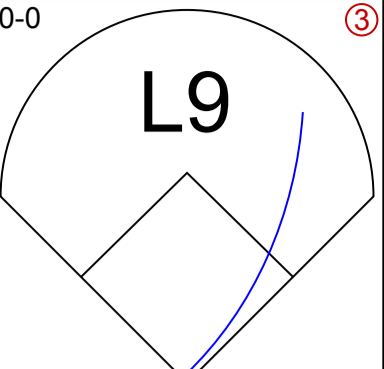
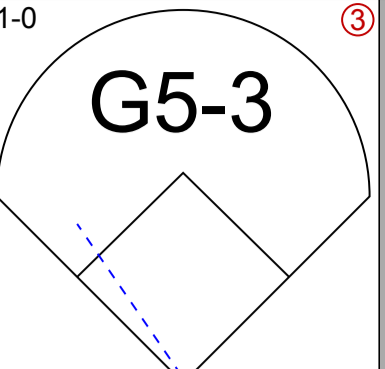
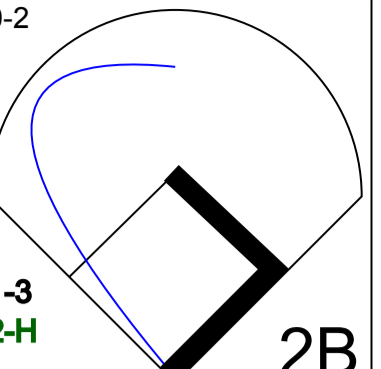
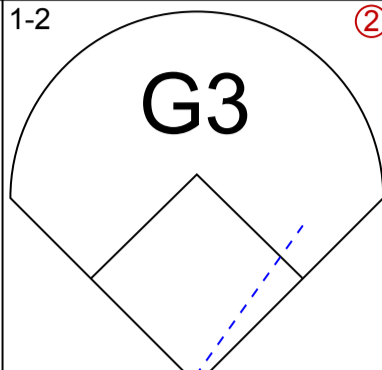
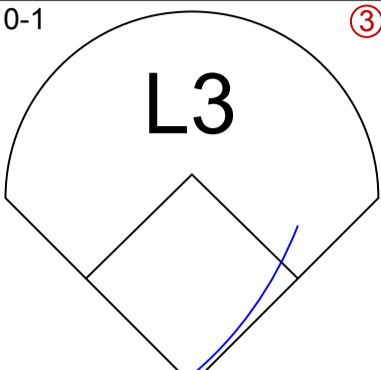
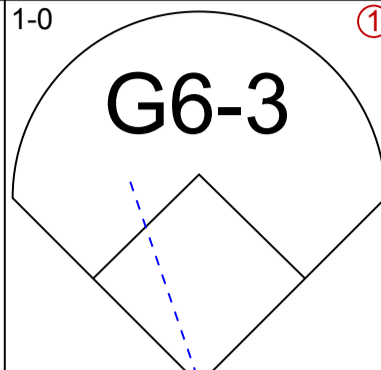
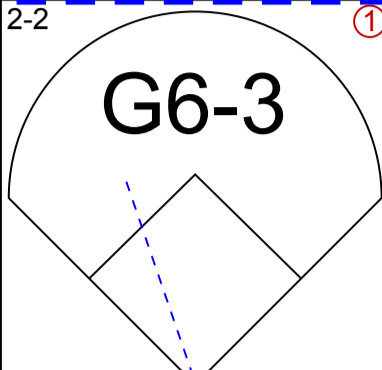
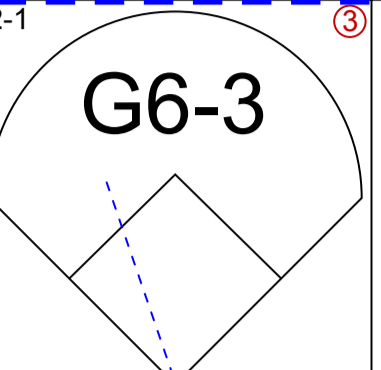
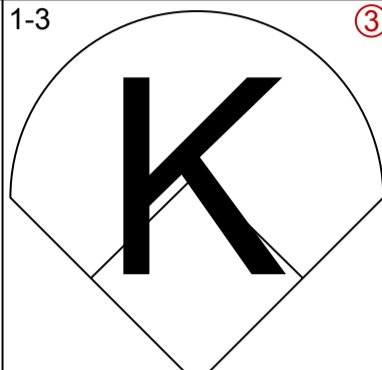
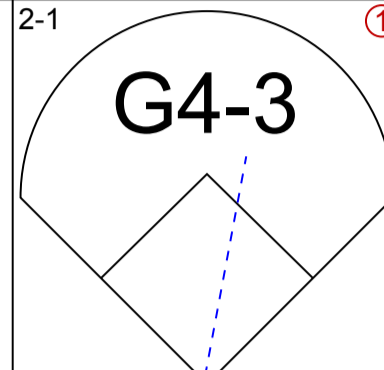
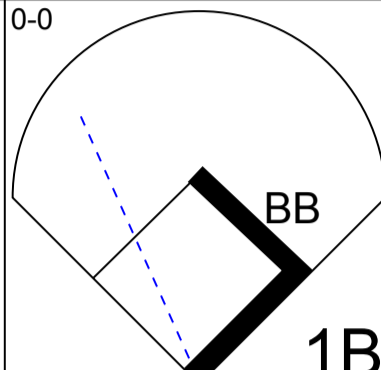
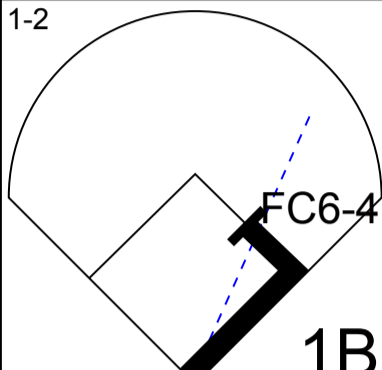
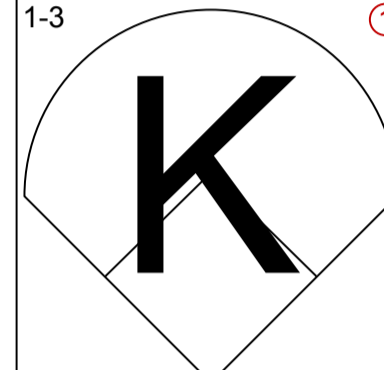
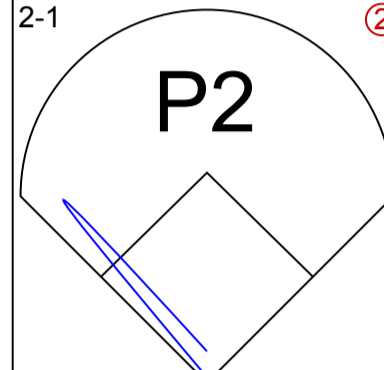
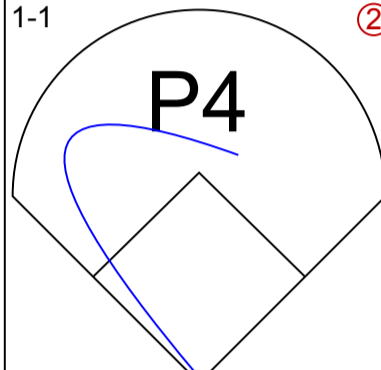
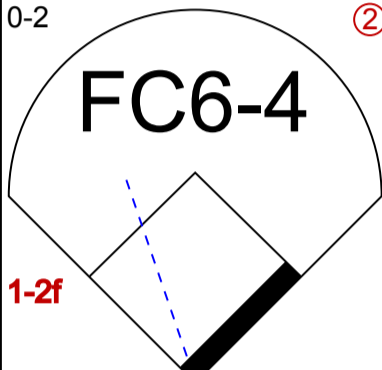
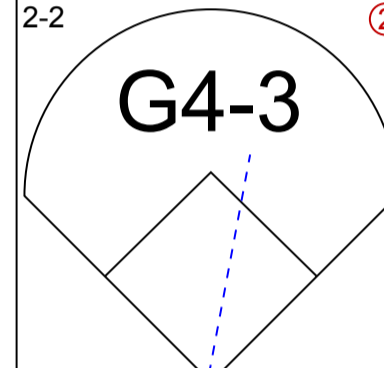
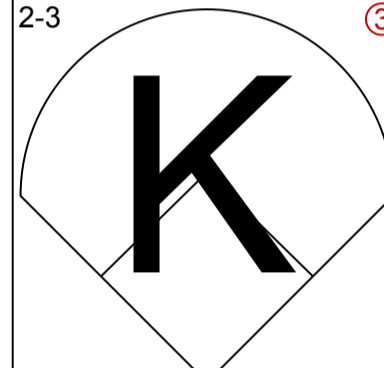
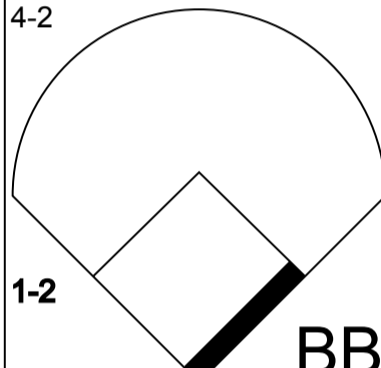
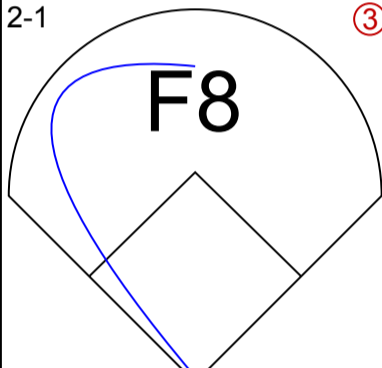
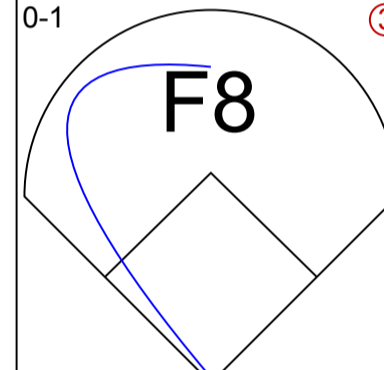
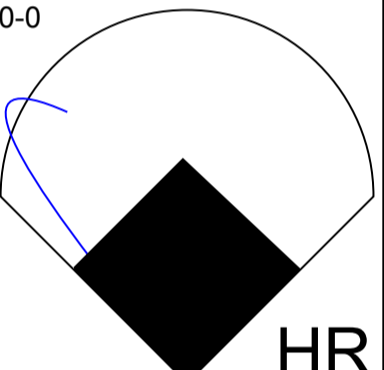
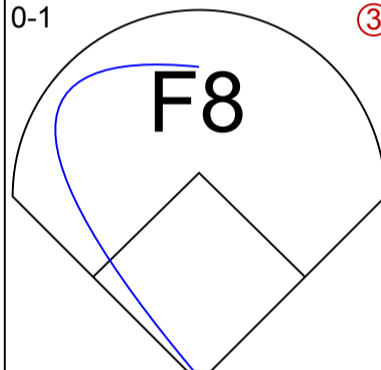
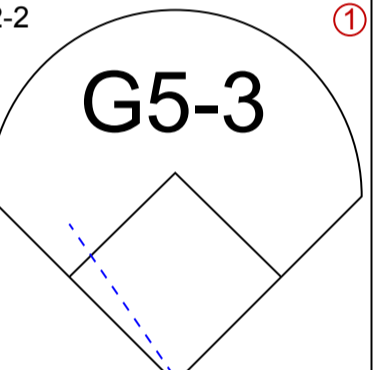
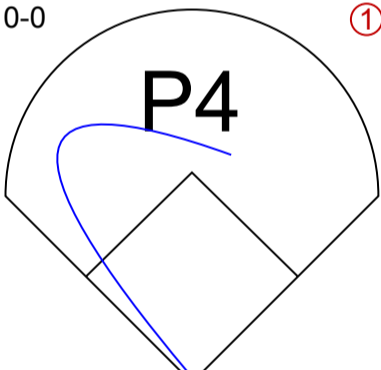
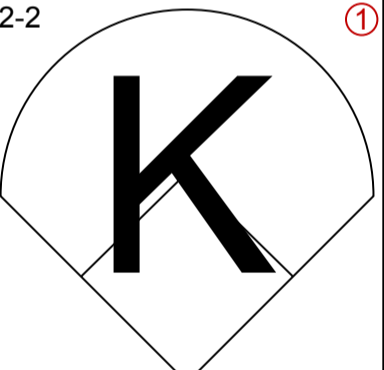
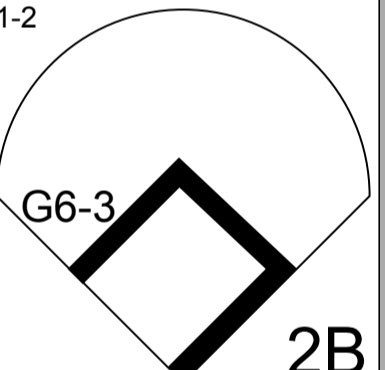
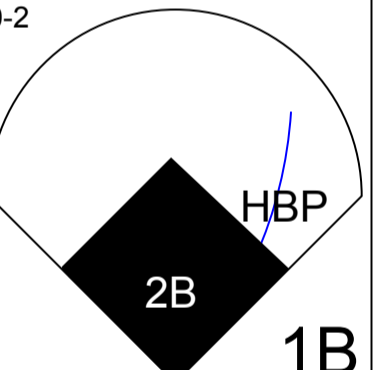
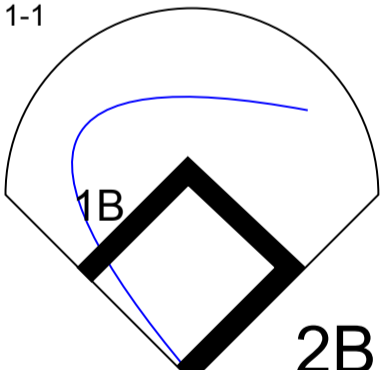
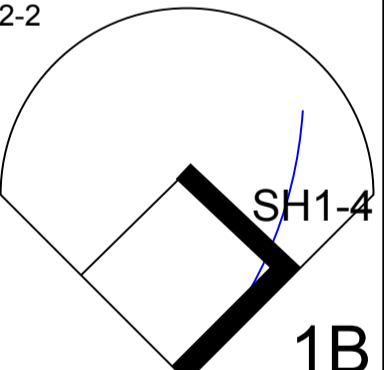
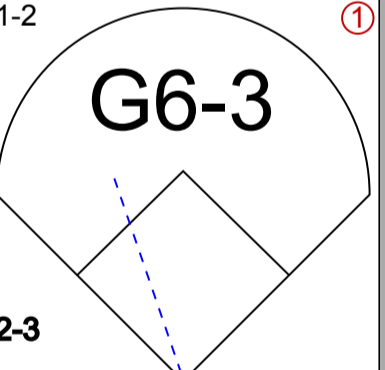
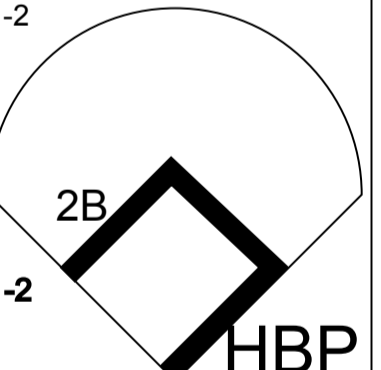
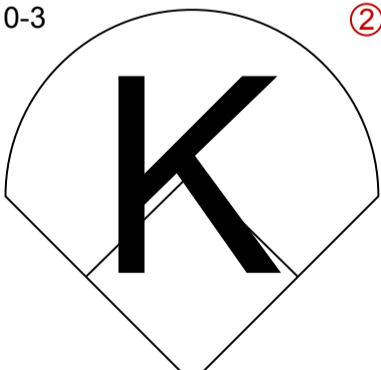
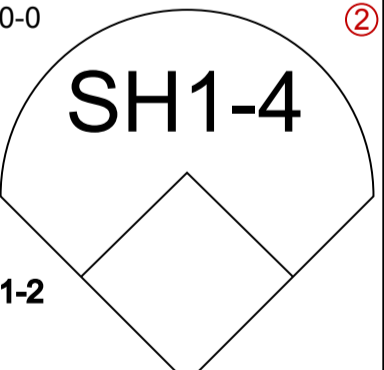
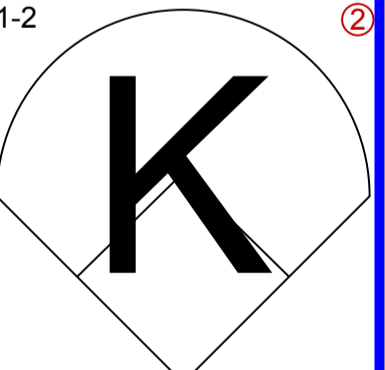
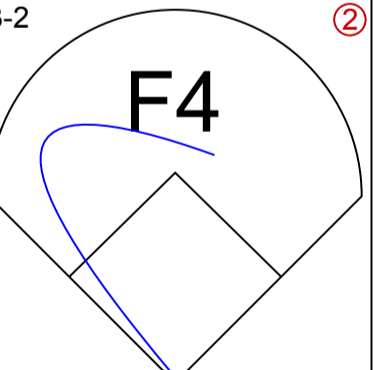
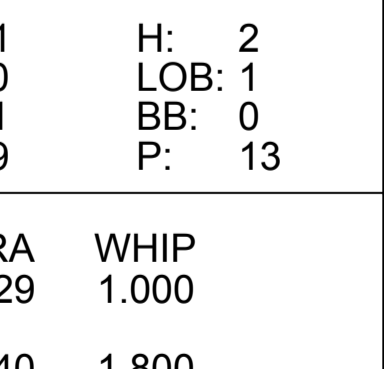
Batter	1	2	3	4	5	6	7	8	9	AB R H RBI BB SO LOB	TOP											
Marlon Byrd, R OBP: 0.200, SLG: 0.111 (1, 8)	2-3 	3-2 P3 			0-1 G6-3 	2-1 G6-3 		2-2 FC6-4 		5 1 1 1 0 1 5												
Placido Polanco, R OBP: 0.700, SLG: 0.875 (1, 4)	2-2 FC6-4 		1-2 		2-1 G3-1 		4-2 	1-1 L4-3 		4 2 3 0 1 0 2												
Jim Thome, L OBP: 0.222, SLG: 0.250 (1, 3)	4-2 		1-1 		3-2 P5 		0-0 F8 		0-3 	4 0 1 0 1 1 3												
Pat Burrell, R OBP: 0.667, SLG: 0.625 (1, 7)	1-1 FC6-4 		0-0 		3-2 G3-1 		2-3 K 		4-2 	4 0 2 2 1 1 3												
Bobby Abreu, L OBP: 0.222, SLG: 0.125 (1, 9)	2-2 F9 		1-1 F7 		0-0 G3-1 		0-3 		2-1 F7 	5 0 0 1 0 1 7												
Mike Lieberthal, R OBP: 0.143, SLG: 0.143 (1, 2)			0-1 G6-3 		3-3 K 			2-2 	1-0 F9 	4 0 1 0 0 2 3												
Doug Glanville, R (8, PR)										0 1 0 0 0 0 0												
Todd Pratt, R (8, 2)										1 0 0 0 0 0 1												
11 Jimmy Rollins, S OBP: 0.375, SLG: 0.400 (1, 6)			4-0 		1-0 F8 		0-0 B1-3 		0-0 	3 1 1 0 1 0 0												
David Bell, R (1, 5)			0-3 K 		0-3 K 		1-2 L6 		4-2 	3 0 0 0 1 2 1												
Randy Wolf, L OBP: 0.667, SLG: 1.000 (1, 1)			4-2 		1-2 F9 		0-0 		4-2 	2 0 1 0 1 0 0												
Rheal Cormier, L (6, 1)										0 0 0 0 0 0 0												
Ricky Ledee, L (8, PH)										0 0 0 1 1 0 0												
Tim Worrell, R (8, 1)										0 0 0 0 0 0 0												
Billy Wagner, L (9, 1)										0 0 0 0 0 0 0												
Inning Stats	R: 0 E: 0 K: 1 S: 16	H: 1 LOB: 2 BB: 1 P: 27	R: 0 E: 0 K: 1 S: 11	H: 0 LOB: 2 BB: 2 P: 22	R: 1 E: 0 K: 1 S: 11	H: 3 LOB: 2 BB: 0 P: 17	R: 0 E: 0 K: 1 S: 7	H: 0 LOB: 0 BB: 0 P: 9	R: 2 E: 0 K: 1 S: 15	H: 3 LOB: 1 BB: 0 P: 22	R: 0 E: 0 K: 0 S: 8	H: 1 LOB: 1 BB: 0 P: 11	R: 0 E: 0 K: 2 S: 13	H: 0 LOB: 1 BB: 1 P: 19	R: 2 E: 0 K: 0 S: 16	H: 2 LOB: 2 BB: 2 P: 29	R: 0 E: 0 K: 1 S: 8	H: 0 LOB: 1 BB: 1 P: 15	1B: 5 2B: 7 3B: 0 HR: 0	SF: 0 SAC: 0 DP: 2 HBP: 0	WP: 0 PB: 0 SB: 0 CS: 1	PA: 42
PITCHER	IP WLS BF H R ER SO BB IBB HBP BLK WP HR S P ERA WHIP																					
Kris Benson, R (1, 1) ERA: 5.4	5.0		24	7	3	3	5	3	0	0	0	0	0	0	60	97	5.40	2.000				
Jason Boyd, R (6, 1) ERA:	1.0		4	1	0	0	0	0	0	0	0	0	0	8	11	0.00	1.000					
37 Mike Johnston, L (7, 1) ERA:	1.0	H	4	0	0	0	2	1	0	0	0	0	0	13	19	0.00	1.000					
Brian Boehringer, R (8, 1) ERA:	0.0	L	4	2	2	2	0	2	0	0	0	0	0	10	20	∞	∞					
Brian Meadows, R (8, 1) ERA:	2.0		6	0	0	0	1	1	0	0	0	0	0	14	24	0.00	0.500					

Philadelphia Phillies @ Pittsburgh Pirates
PNC Park, Pittsburgh, PA
Wed Apr 07 2004, 7:05 PM EDT
Att. 15,126 - Sunny - 55 F

livebaseballscorecards.com

AB	35
R	5
H	10
RBI	5
BB	7
SO	8
LOB	25



Batter	1	2	3	4	5	6	7	8	9	AB R H RBI BB SO LOB	TOP											
Marlon Byrd, R OBP: 0.267, SLG: 0.286 (1, 8)	1-3 		0-1 		0-0 		1-0 		0-2 	5 0 2 1 0 1 2												
Placido Polanco, R OBP: 0.467, SLG: 0.538 (1, 4)	1-2 		0-1 			1-0 		2-2 	2-1 	5 0 0 0 0 0 4												
Jim Thome, L OBP: 0.308, SLG: 0.333 (1, 3)	1-3 			2-1 		0-0 		1-2 		4 0 2 0 0 1 0												
Pat Burrell, R OBP: 0.462, SLG: 0.417 (1, 7)		1-3 		2-1 		1-1 		0-2 		4 0 0 0 0 1 2												
Bobby Abreu, L OBP: 0.231, SLG: 0.091 (1, 9)		2-2 		2-3 		4-2 		2-1 		3 0 0 0 1 1 1												
Mike Lieberthal, R OBP: 0.182, SLG: 0.455 (1, 2)		0-1 			0-0 		0-1 		2-2 	4 1 1 1 0 0 2												
11 Jimmy Rollins, S OBP: 0.417, SLG: 0.556 (1, 6)			0-0 		2-2 		1-2 		0-2 	4 1 2 0 0 1 0												
Shawn Wooten, R OBP: 0.750, SLG: 1.000 (1, 5)			1-1 		2-2 		1-2 		1-2 	3 0 2 0 0 0 1												
Vicente Padilla, R (1, 1)			0-3 		0-0 		1-2 		3-2 	1 0 0 0 0 1 1												
Ricky Ledee, L (7, PH)					1-2 					1 0 0 0 0 1 1												
Roberto Hernandez, R (7, 1)										0 0 0 0 0 0 0												
Amaury Telemaco, R (8, 1)										0 0 0 0 0 0 0												
Jason Michaels, R (9, PH)										1 0 0 0 0 0 2												
Inning Stats	R: 0 E: 0 K: 2 S: 12	H: 0 LOB: 0 BB: 0 P: 15	R: 0 E: 0 K: 1 S: 10	H: 0 LOB: 0 BB: 0 P: 13	R: 0 E: 0 K: 1 S: 10	H: 2 LOB: 2 BB: 0 P: 11	R: 0 E: 0 K: 1 S: 9	H: 0 LOB: 0 BB: 0 P: 15	R: 1 E: 0 K: 1 S: 9	H: 2 LOB: 1 BB: 0 P: 13	R: 0 E: 0 K: 0 S: 11	H: 1 LOB: 2 BB: 1 P: 17	R: 0 E: 0 K: 1 S: 10	H: 1 LOB: 1 BB: 0 P: 14	R: 0 E: 0 K: 0 S: 14	H: 1 LOB: 1 BB: 0 P: 19	R: 1 E: 0 K: 0 S: 18	H: 2 LOB: 2 BB: 0 P: 26	1B: 5 2B: 3 3B: 0 HR: 1	SF: 0 SAC: 1 DP: 0 HBP: 1	WP: 0 PB: 0 SB: 0 CS: 0	PA: 38
PITCHER	IP WLS BF H R ER SO BB IBB HBP BLK WP HR S P ERA WHIP																					
Ryan Vogelsong, R ERA: 1.29 (1, 1)	7.0 W 28 6 1 1 7 1 0 0 0 0 0 1 71 98 1.29 1.000																					
16 Salomon Torres, R ERA: 4.91 (8, 1)	1.2 9 3 1 1 0 0 0 0 1 0 0 0 30 41 5.40 1.800																					
Jose Mesa, R ERA: (9, 1)	0.1 S 1 0 0 0 0 0 0 0 0 0 0 0 2 4 0.00 0.000																					

Philadelphia Phillies @ Pittsburgh Pirates
PNC Park, Pittsburgh, PA
Thu Apr 08 2004, 7:05 PM EDT
Att. 9,689 - Overcast - 46 F

livebaseballscorecards.com

AB	35
R	2
H	9
RBI	2
BB	1
SO	7
LOB	16



Batter	1	2	3	4	5	6	7	8	9	AB R H RBI BB SO LOB	TOP
Tike Redman, L OBP: 0.313, SLG: 0.500 (1, 8)	3-2 G6-3 1		0-0 G6-3 2		0-0 F7 2		3-1 1-2 1B 1		1-3 K 3	5 0 1 0 0 1 1	
18 Jason Kendall, R OBP: 0.500, SLG: 0.538 (1, 2)	0-1 G6-3 2		2-1 G6-3 3		4-0 BB 3		3-3 K 2			3 0 0 0 1 1 2	
Raul Mondesi, R OBP: 0.250, SLG: 0.467 (1, 7)	2-1 P4 3			4-0 1B BB 3	1-3 K 3		1-3 K 3			3 0 0 0 1 2 4	
Randall Simon, L OBP: 0.250, SLG: 0.273 (1, 3)		3-2 1B 2B 1		1-3 K 1		1-3 K 1		1-1 G2 1		4 1 1 0 0 2 1	
Craig Wilson, R OBP: 0.438, SLG: 0.938 (1, 9)		2-2 1B 1B 2-H 1		2-1 P4 2		1-0 2B 1		2-1 E5 G6-3 1		4 0 2 1 0 0 1	
Bobby Hill, S OBP: 0.417, SLG: 0.500 (1, 4)		3-2 1B 1B 2 G6-4-3 1		1-1 1-2 1B 1		1-3 K 2		0-1 G6-3 2		4 0 2 0 0 1 2	
Chris Stynes, R (1, 5)		1-2 L7 1		1-3 K 3		1-0 F9 3		1-3 K 3		4 0 0 0 0 2 6	
2 Jack Wilson, R OBP: 0.400, SLG: 0.733 (1, 6)		2-1 G6-4-3 1-2f 2 3			0-1 18 PB SH2-4 1B 1		0-3 K 1		1-2 G5-3 1	4 0 1 0 0 1 2	
Josh Fogg, R Brian Boehringer, S Abraham Nunez, S 34 John Grabow, L Jason Boyd, R Rob Mackowiak, L (1, 1) (6, 1) (7, PH) (7, 1) (8, 1) (9, PH)			1-1 G6-3 1		3-0 SH2-4 1-2 1		1-0 1B 1B 1		0-2 G1-3 2	1 0 0 0 0 0 0 0 0 0 0 0 0 0 1 0 1 0 0 0 0 0 0 0 0 0 0 0 0 0 0 0 0 0 0 1 0 0 0 0 0 0	
Inning Stats	R: 0 E: 0 K: 0 S: 7 H: 0 LOB: 0 BB: 0 P: 12	R: 1 E: 0 K: 0 S: 17 H: 3 LOB: 1 BB: 0 P: 28	R: 0 E: 0 K: 0 S: 5 H: 0 LOB: 0 BB: 0 P: 8	R: 0 E: 0 K: 2 S: 10 H: 1 LOB: 2 BB: 1 P: 19	R: 0 E: 0 K: 1 S: 7 H: 1 LOB: 2 BB: 1 P: 15	R: 0 E: 0 K: 2 S: 8 H: 1 LOB: 1 BB: 0 P: 12	R: 0 E: 0 K: 3 S: 13 H: 2 LOB: 2 BB: 0 P: 21	R: 0 E: 1 K: 1 S: 9 H: 0 LOB: 1 BB: 0 P: 13	R: 0 E: 0 K: 1 S: 9 H: 0 LOB: 0 BB: 0 P: 11	1B: 6 2B: 2 3B: 0 HR: 0 SF: 0 SAC: 1 DP: 1 HBP: 0	WP: 0 PB: 1 SB: 0 CS: 0 PA: 37
PITCHER 39 Aaron Harang, R ERA: 1.5 Brian Reith, R ERA: John Riedling, R ERA:	IP WLS BF H R ER SO BB IBB HBP BLK WP HR S P ERA WHIP 6.0 W 25 6 1 1 5 2 0 0 0 0 0 0 54 94 1.50 1.333 2.0 9 2 0 0 4 0 0 0 0 0 0 0 22 34 0.00 1.000 1.0 3 0 0 0 1 0 0 0 0 0 0 0 9 11 0.00 0.000	PITCHER IP WLS BF H R ER SO BB IBB HBP BLK WP HR S P ERA WHIP									

Pittsburgh Pirates @ Cincinnati Reds
Great American Ball Park, Cincinnati, OH

livebaseballscorecards.com

AB	34
R	1
H	8
RBI	1
BB	2
SO	10
LOB	19



Fri Apr 09 2004, 7:10 PM EDT
Att. 27,713 - Sunny - 59 F

Batter	1	2	3	4	5	6	7	8	9	AB R H RBI BB SO LOB	TOP									
Tike Redman, L (1, 8) OBP: 0.250, SLG: 0.400	1-1 G1-3		0-0 G2-3		3-2 G5-3			0-0 FC4-5		4 0 0 0 0 0 3										
2 Jack Wilson, R (1, 6) OBP: 0.421, SLG: 0.778	2-2 2B		1-1 SF9			0-0 1B		2-2 L7		3 0 2 1 0 0 1										
Raul Mondesi, R (1, 7) OBP: 0.200, SLG: 0.368	3-2 G5-3		3-H 2-2 K			2-3 K				4 0 0 0 0 0 3 2										
Randall Simon, L (1, 3) OBP: 0.231, SLG: 0.250 J.J. Davis, R (2, 9) Bobby Hill, S (9, PH) OBP: 0.385, SLG: 0.462	1-2 G2-3			0-0 G5-3		0-0 F9		2-2 G4-3		1 0 0 0 0 0 1 2 0 0 0 0 0 1 1 0 0 0 0 0 0										
Craig Wilson, R (1, 9) OBP: 0.400, SLG: 0.800		1-0 1B		1-1 G4-3		2-2 G4-3		1-1 G6-3		4 0 1 0 0 0 1										
Rob Mackowiak, L (1, 5) OBP: 0.250, SLG: 0.143		0-1 1B		0-0 L7			0-0 G2-3			3 0 1 0 0 0 0										
11 Humberto Cota, R (1, 2)		2-3 K			2-1 F8		2-2 P5			3 0 0 0 0 0 1 2										
Jose Castillo, R (1, 4) OBP: 0.143, SLG: 0.143 34 John Grabow, L (7, 1) Jason Boyd, R (8, 1)		1-1 G6-4-3		1-1 G6-3		1-1 G6-3		2-2 G6-3		3 0 0 0 0 0 2 0 0 0 0 0 0 0 0 0 0 0 0 0 0										
Kip Wells, R (1, 1) OBP: 0.667, SLG: 1.333 Abraham Nunez, S (7, 4) OBP: 0.600, SLG: 0.800			1-2 2 SF9 3B		1-0 1B			3-2 FC4-5 2B		2 1 2 0 0 0 0 1 0 1 0 0 0 0										
Inning Stats	R: 0 E: 0 K: 0 S: 15	H: 1 LOB: 1 BB: 0 P: 22	R: 0 E: 0 K: 1 S: 8	H: 2 LOB: 1 BB: 0 P: 12	R: 1 E: 0 K: 1 S: 12	H: 1 LOB: 0 BB: 0 P: 16	R: 0 E: 0 K: 0 S: 4	H: 0 LOB: 0 BB: 0 P: 5	R: 0 E: 0 K: 0 S: 8	H: 1 LOB: 1 BB: 0 P: 15	R: 0 E: 0 K: 1 S: 11	H: 0 LOB: 0 BB: 0 P: 14	R: 0 E: 0 K: 0 S: 8	H: 1 LOB: 0 BB: 0 P: 13	R: 0 E: 0 K: 1 S: 9	H: 0 LOB: 0 BB: 0 P: 14	1B: 4 2B: 2 3B: 1 HR: 0	SF: 1 SAC: 0 DP: 1 HBP: 0	WP: 0 PB: 0 SB: 1 CS: 0	PA: 32
PITCHER	IP WLS BF H R ER SO BB IBB HBP BLK WP HR S P ERA WHIP																			
Cory Lidle, R (1, 1) ERA: 4.5	7.0 W 26 6 1 1 3 0 0 0 0 0 0 0 68 99 1.29 0.857																			
Ryan Wagner, R (8, 1) ERA:	1.0 H 3 1 0 0 0 0 0 0 0 0 0 0 8 13 0.00 1.000																			
Danny Graves, R (9, 1) ERA: 3.0	1.0 S 3 0 0 0 1 0 0 0 0 0 0 0 9 14 0.00 0.000																			

Pittsburgh Pirates @ Cincinnati Reds
Great American Ball Park, Cincinnati, OH

Sat Apr 10 2004, 1:15 PM EDT
Att. 23,449 - Cloudy - 55 F

livebaseballscorecards.com

AB 31
R 1
H 7
RBI 1
BB 0
SO 4
LOB 13



Batter	1	2	3	4	5	6	7	8	9	AB	R	H	RBI	BB	SO	LOB	BOTTOM
--------	---	---	---	---	---	---	---	---	---	----	---	---	-----	----	----	-----	--------

D'Angelo Jimenez, S (1, 4) OBP: 0.478, SLG: 0.375	1-1 1B		2-2 L5	4-2 BB		2-1 SF8		2-2 2B		3	0	2	2	1	0	0	Pittsburgh Pirates @ Cincinnati Reds Great American Ball Park, Cincinnati, OH Sat Apr 10 2004, 1:15 PM EDT Att: 23,449 - Cloudy - 55 F livebaseballscorecards.com
Barry Larkin, R (1, 6) OBP: 0.222, SLG: 0.125 Juan Castro, R (8, 6) OBP: 0.200, SLG: 0.111	2-3 K		2-2 FC5, BB	1-0 P3		0-3 K		1-0 P4		4	0	1	0	0	2	5	
Ken Griffey Jr., L (1, 8) OBP: 0.529, SLG: 0.929	0-0 1B		4-0 BB		1-1 P6		0-1 G4-3, 2B			3	0	2	0	1	0	0	
Austin Kearns, R (1, 9) OBP: 0.238, SLG: 0.211	1-3 K		0-0 FC5		2-3 K		1-0 G4-3			4	0	0	0	0	2	5	
Sean Casey, L (1, 3) OBP: 0.500, SLG: 0.722	2-3 K			1-0 G4-3	1-0 2B		2-2 G4-3			4	0	1	0	0	1	3	
Adam Dunn, L (1, 7) OBP: 0.474, SLG: 0.929		0-2 F7		0-0 HR	2-3 K		0-0 F7			4	1	1	1	0	1	2	
Jason LaRue, R (1, 2)		2-2 F9		3-1 F9		1-1 G1-3		1-0 SH1-4, 2B, HBP		3	1	0	0	0	0	0	
6 Ryan Freel, R (1, 5) OBP: 0.278, SLG: 0.444 Ray Olmedo, S (9, 6)		1-2 F8		3-2 BB, BB, 1B		0-0 SF8, 3B		1-0 SH1-4		3	1	2	0	0	0	0	
Cory Lidle, R (1, 1) Ryan Wagner, R (8, 1) Javier Valentin, S (8, PH) Danny Graves, R (9, 1)			2-3 K	4-2 BB, BB		4-1 BB		1-0 G4-3		1	0	0	0	2	1	0	
										0	0	0	0	0	0	0	

Inning Stats	R: 0 E: 0 K: 3 S: 14	H: 2 LOB: 2 BB: 0 P: 20	R: 0 E: 0 K: 10 S: 10	H: 0 LOB: 0 BB: 0 P: 13	R: 0 E: 0 K: 1 S: 10	H: 1 LOB: 2 BB: 1 P: 20	R: 1 E: 0 K: 0 S: 13	H: 2 LOB: 3 BB: 2 P: 29	R: 0 E: 0 K: 2 S: 10	H: 1 LOB: 1 BB: 0 P: 16	R: 1 E: 0 K: 1 S: 9	H: 1 LOB: 1 BB: 1 P: 16	R: 0 E: 0 K: 0 S: 7	H: 1 LOB: 1 BB: 0 P: 10	R: 1 E: 1 K: 0 S: 8	H: 1 LOB: 1 BB: 0 P: 14	1B: 4 2B: 3 3B: 1 HR: 1	SF: 1 SAC: 1 DP: 0 HBP: 1	WP: 0 PB: 0 SB: 0 CS: 0	PA: 38 ERA WHIP									
PITCHER	IP WLS BF H R ER SO	BB IBB HBP BLK	WP HR S P	ERA WHIP																									
Kip Wells, R (1, 1) ERA: 1.5	6.0	L	29	7	2	2	7	4	0	0	0	0	0	0	0	0	3.00	1.833											
34 John Grabow, L (7, 1) ERA:	1.0		4	1	0	0	0	0	0	0	0	0	0	0	0	0	0.00	1.000											
Jason Boyd, R (8, 1) ERA: 3.0	1.0		5	1	1	1	0	0	0	1	0	0	0	0	0	0	9.00	1.000											



Batter	1	2	3	4	5	6	7	8	9	AB R H RBI BB SO LOB	TOP											
Tike Redman, L (1, 8) OBP: 0.200, SLG: 0.320	2-2 G4-3	2-3 K		3-1 G4-3		0-3 K			1-0 B3	5 0 0 0 0 2 3												
2 Jack Wilson, R (1, 6) OBP: 0.417, SLG: 0.727	4-0 WP 18 HBP 1B BB		3-1 P3		2-2 2B	1-2 FC5-4			0-1 G5-3	4 2 1 0 1 0 1												
18 Jason Kendall, R (1, 2) OBP: 0.500, SLG: 0.500	2-2 1B HBP		2-1 1B		1-0 L9				2-1 F9	3 0 1 0 0 0 1												
Raul Mondesi, R (1, 7) OBP: 0.292, SLG: 0.478	3-2 1B		0-0 1B		0-0 HR 2B				3-3 K	4 1 3 2 0 1 0												
Rob Mackowiak, L (1, 9) OBP: 0.333, SLG: 0.500	4-2 1B BB		2-3 K		2-1 HR				1-3 K	3 1 1 2 1 2 2												
Craig Wilson, R (1, 3) OBP: 0.375, SLG: 0.696	1-2 F9		2-2 FC5-4		2-3 K				4-1 BB	3 0 0 0 1 1 4												
Bobby Hill, S (1, 4) OBP: 0.294, SLG: 0.353			0-1 L6		3-1 F8				1-2 G6-4-3	4 0 0 0 0 0 1												
Chris Stynes, R (1, 5) OBP: 0.063, SLG: 0.063			2-2 G1-3		0-0 SH3-4 1B				1-2 P6	4 0 1 0 0 1 0												
16 Salomon Torres, R (8, 1) Jose Mesa, R (9, 1)										0 0 0 0 0 0 0												
Oliver Pérez, L (1, 1) OBP: 1.000, SLG: 1.000			0-1 SH3-4		0-1 SH3-4				2-1 G4-3	1 0 1 0 0 0 0												
Jose Castillo, R (6, PH) OBP: 0.250, SLG: 0.143					1-2 1B					0 0 0 0 1 0 0												
Brian Boehringer, S (6, 1) 37 Mike Johnston, L (7, 1) Abraham Nunez, S (8, 5)										0 0 0 0 0 0 0												
Inning Stats	R: 1 E: 0 K: 0 S: 14	H: 1 LOB: 2 BB: 2 P: 30	R: 0 E: 0 K: 1 S: 10	H: 1 LOB: 1 BB: 0 P: 14	R: 0 E: 0 K: 1 S: 11	H: 2 LOB: 2 BB: 0 P: 20	R: 0 E: 0 K: 0 S: 7	H: 1 LOB: 1 BB: 0 P: 13	R: 3 E: 0 K: 1 S: 12	H: 3 LOB: 0 BB: 0 P: 20	R: 0 E: 0 K: 2 S: 13	H: 0 LOB: 1 BB: 1 P: 19	R: 0 E: 0 K: 2 S: 8	H: 0 LOB: 0 BB: 0 P: 14	R: 0 E: 0 K: 0 S: 7	H: 0 LOB: 0 BB: 1 P: 13	R: 0 E: 0 K: 0 S: 5	H: 0 LOB: 0 BB: 0 P: 8	1B: 5 2B: 2 3B: 0 HR: 1	SF: 0 SAC: 1 DP: 1 HBP: 1	WP: 1 PB: 0 SB: 1 CS: 1	PA: 38
PITCHER	IP WLS BF H R ER SO BB IBB HBP BLK WP HR S P ERA WHIP																					
Jimmy Haynes, R (1, 1) ERA: 8.31	4.1 L 23 8 4 4 2 2 0 1 0 0 1 1 49 89 8.31 2.308																					
John Riedling, R (5, 1) ERA:	1.2 6 0 0 0 3 1 0 0 0 0 0 0 18 27 0.00 0.600																					
Todd Jones, R (7, 1) ERA:	2.0 6 0 0 0 2 1 0 0 0 0 0 0 15 27 0.00 0.500																					
Phil Norton, L (9, 1) ERA:	1.0 3 0 0 0 0 0 0 0 0 0 0 0 5 8 0.00 0.000																					

Pittsburgh Pirates @ Cincinnati Reds
Great American Ball Park, Cincinnati, OH

Sun Apr 11 2004, 1:15 PM EDT
Att. 16,925 - Cloudy - 55 F

livebaseballscorecards.com

AB	32
R	4
H	8
RBI	4
BB	4
SO	7
LOB	12



Batter	1	2	3	4	5	6	7	8	9	AB R H RBI BB SO LOB	TOP											
1 Tike Redman, L OBP: 0.226, SLG: 0.321 (1, 8)	1-3 K	0-0 SF8		1-0 F8	4-0 18 2B BB		3-1 SH5-3	1-1 SF7	1-0 1B	3 0 1 3 1 1 0												
2 Jack Wilson, R OBP: 0.419, SLG: 0.690 (1, 6)	1-1 1B	0-0 18 1B 2B		1-0 18 FC6-4 1B	1-1 F6		3-1 G4-3	2-2 F5	0-3 K	7 1 3 1 0 1 7												
18 Jason Kendall, R OBP: 0.500, SLG: 0.524 (1, 2) 11 Humberto Cota, R (9, 2)	2-1 F7	2-1 S E 1B		1-1 FC6-4 BB 1B	2-2 2B		4-1 1B BB	3-1 FC6-4		5 2 2 3 1 0 4 0 0 0 0 0 0 0												
Raul Mondesi, R OBP: 0.367, SLG: 0.500 (1, 7) J.J. Davis, R (9, PR) (9, 7)	4-2 FC4-6 1-2 BB	2-1 P3 1H		0-0 BB BB 1B	1-0 F7		1-0 1-2 3H 1B		1-2 1B 1B	5 0 3 1 1 0 2 0 1 0 0 0 0 0												
Rob Mackowiak, L OBP: 0.389, SLG: 0.429 (1, 9)	2-1 FC4-6 1-2f		H 1-0 2B CS HBP	4-2 BB BB		0-3 K	2-2 P4		0-0 1B 1B 1B	4 1 1 0 0 1 1 4												
Craig Wilson, R OBP: 0.433, SLG: 0.704 (1, 3)		1-0 BB SF8 1B	1 SAFE 0-1	4-0 1-2 2-3 3H BB		2-3 K		4-0 BB HBP BB	0-0 F9	4 2 2 1 2 1 2												
Chris Stynes, R OBP: 0.182, SLG: 0.143 (1, 5)		0-0 F8	3-2 P4	2-2 G4-3		1-0 1B		1-0 BB BB HBP	3-1 1B 1B	5 2 2 1 0 0 6												
Jose Castillo, R OBP: 0.500, SLG: 0.364 (1, 4)		0-1 2 2B 1B	4-0 FC4-6 IBB		0-0 18 2B SH3-4 1B		1-3 K	4-0 BB BB	2-0 1B 1B	4 2 3 1 2 1 1												
Kris Benson, R (1, 1) Bobby Hill, S (7, PH) Brian Meadows, R (7, 1)		4-2 2 2B 18 1B BB	0-1 FC4-6		0-0 SH3-4		4-2 2 G4-3 SH5-3 1B BB	4-0 18 FC6-4 BB	0-3 K	1 1 0 0 1 0 3 0 1 0 0 1 0 0 1 0 0 1 1 1 2												
Inning Stats	R: 0 E: 0 K: 1 S: 12	H: 1 LOB: 2 BB: 1 P: 21	R: 5 E: 0 K: 0 S: 12	H: 4 LOB: 0 BB: 1 P: 21	R: 0 E: 0 K: 0 S: 9	H: 1 LOB: 2 BB: 1 P: 17	R: 1 E: 0 K: 0 S: 10	H: 2 LOB: 3 BB: 2 P: 23	R: 1 E: 0 K: 0 S: 8	H: 2 LOB: 2 BB: 1 P: 16	R: 0 E: 0 K: 3 S: 10	H: 1 LOB: 1 BB: 0 P: 14	R: 1 E: 0 K: 0 S: 13	H: 1 LOB: 2 BB: 2 P: 30	R: 2 E: 0 K: 0 S: 7	H: 0 LOB: 2 BB: 3 P: 26	R: 3 E: 0 K: 2 S: 15	H: 5 LOB: 2 BB: 0 P: 22	1B: 14 2B: 3 3B: 0 HR: 0	SF: 2 SAC: 2 DP: 0 HBP: 2	WP: 0 PB: 0 SB: 2 CS: 1	PA: 56
PITCHER	IP WLS BF H R ER SO BB IBB HBP BLK WP HR S P ERA WHIP	Greg Maddux, R (1, 1) ERA: 7.45	43 Michael Wuertz, R (4, 1) ERA: 3.38	Todd Wellemeyer, R (6, 1) ERA: 2.08	Andy Pratt, L (8, 1) ERA: 21.6	Kent Mercker, L (8, 1) ERA: 2.25	PITCHER	IP WLS BF H R ER SO BB IBB HBP BLK WP HR S P ERA WHIP	Joe Borowski, R (9, 1) ERA: 9.0													

Pittsburgh Pirates @ Chicago Cubs
Wrigley Field, Chicago, IL
Mon Apr 12 2004, 1:20 PM CDT
Att. 40,483 - Cloudy - 41 F

AB 39
R 13
H 17
RBI 12
BB 11
SO 6
LOB 31



Batter	1	2	3	4	5	6	7	8	9	AB	R	H	RBI	BB	SO	LOB
Tom Goodwin, L (1, 8) OBP: 0.077, SLG: 0.083	3-2 P6	3-2 P6			3-2 G4-3			2-3 K		4	0	0	0	0	1	2
Todd Walker, L (1, 4) Todd Wellemeyer, R (6, 1) Andy Pratt, L (8, 1) Kent Mercker, L (8, 1) Todd Hollandsworth, L (8, PH) (9, 9)	0-1 G3	1-2 G3			0-1 F7			0-1 F7		3	0	0	0	0	0	2
Sammy Sosa, R (1, 9) Joe Borowski, R (9, 1)	1-1 BB 1B				3-2 F7			1-0 BB 2B		3	0	2	0	1	0	1
Moises Alou, R (1, 7) OBP: 0.214, SLG: 0.370	4-2 BB 1-2 BB				3-2 F9			1-1 G5-3		3	0	0	0	1	0	2
16 Aramis Ramirez, R (1, 5) OBP: 0.281, SLG: 0.400	2-3 K				2-2 G6-4-3					4	0	0	0	0	1	3
25 Derrek Lee, R (1, 3) OBP: 0.393, SLG: 0.429					0-0 E7 CS					3	1	0	0	1	0	0
Alex Gonzalez, R (1, 6) OBP: 0.208, SLG: 0.304					2-0 P2					4	1	1	0	0	0	2
Paul Bako, L (1, 2)					1-2 G4-3					4	0	0	0	0	0	3
Greg Maddux, R (1, 1) 43 Michael Wuerztz, R (4, 1) Ramon Martinez, R (5, PH) (6, 4)					0-0 FC6-4					1	0	0	1	0	0	1
Inning Stats	R: 0 H: 1 E: 0 LOB: 2 K: 1 BB: 1 S: 13	R: 2 H: 0 E: 3 LOB: 1 K: 0 BB: 1 S: 17	R: 0 H: 0 E: 0 LOB: 0 K: 0 BB: 1 S: 12	R: 0 H: 0 E: 1 LOB: 0 K: 0 BB: 0 S: 3	R: 0 H: 0 E: 0 LOB: 1 K: 0 BB: 1 S: 13	R: 0 H: 0 E: 0 LOB: 0 K: 0 BB: 0 S: 8	R: 0 H: 0 E: 0 LOB: 0 K: 0 BB: 0 S: 3	R: 0 H: 1 E: 0 LOB: 1 K: 1 BB: 0 S: 9	R: 0 H: 1 E: 0 LOB: 1 K: 0 BB: 0 S: 6	1B: 2 SF: 0 2B: 1 SAC: 0 3B: 0 DP: 1 HR: 0 HBP: 0	WP: 0 PA: 35 PB: 0 SB: 0 CS: 1					
PITCHER Kris Benson, R (1, 1) ERA: 2.45 Brian Meadows, R (7, 1) ERA:	IP WLS BF H R ER SO BB IBB HBP BLK WP HR S P ERA WHIP 6.0 W 24 1 2 0 1 4 0 0 0 0 0 66 113 0.00 0.833	IP WLS BF H R ER SO BB IBB HBP BLK WP HR S P ERA WHIP 3.0 S 11 2 0 0 1 0 0 0 0 0 0 18 27 0.00 0.667														

Pittsburgh Pirates @ Chicago Cubs
Wrigley Field, Chicago, IL
 Mon Apr 12 2004, 1:20 PM CDT
 Att. 40,483 - Cloudy - 41 F

AB	31
R	2
H	3
RBI	1
BB	4
SO	2
LOB	16

Batter	1	2	3	4	5	6	7	8	9	AB R H RBI BB SO LOB	TOP	
Tike Redman, L (1, 8) OBP: 0.222, SLG: 0.303	2-1 18 1B 1B		3-2 G4-3		0-2 G6-3		3-1 F8	1-3 K		5 0 1 0 0 1 1		
Abraham Nunez, S (1, 6) OBP: 0.455, SLG: 0.500	0-3 K		0-0 E4 18 BB		0-1 G3		3-1 18 1B HR 1B		4-1 FC4-6 BB	4 1 1 0 1 1 1		
18 Jason Kendall, R (1, 2) OBP: 0.548, SLG: 0.542	1-1 1-2 1B		4-0 BB 1-2 BB		4-0 BB		2-1 1-2 HR 1B		2-2 F9	3 1 2 0 2 0 1		
Raul Mondesi, R (1, 7) OBP: 0.343, SLG: 0.545	2-1 L7		3-1 P5		0-3 K		1-2 1-H 2-H HR		2-3 K	5 1 1 3 0 2 6		
Rob Mackowiak, L (1, 9) OBP: 0.391, SLG: 0.353	2-0 L8		4-2 1-2 2-3 BB			1-3 K	4-2 FC6-4 BB		2-2 FC4-6 1-2f	3 0 0 0 2 1 3		
Craig Wilson, R (1, 3) OBP: 0.382, SLG: 0.613		3-2 G5-3	3-3 K			0-0 L7	1-0 FC6-4 1-2f			4 0 0 0 0 1 4		
Bobby Hill, S (1, 4) OBP: 0.318, SLG: 0.300		2-1 FC5-4 HBP		2-3 K		0-0 E6		1-3 K		3 0 0 0 0 2 0		
Chris Stynes, R (1, 5) OBP: 0.192, SLG: 0.160		2-2 FC5-4 1-2f		3-1 P6		3-1 G1-3		2-2 1B		4 0 1 0 0 0 2		
Ryan Vogelsong, R (1, 1) J.J. Davis, R (4, PH) Jason Boyd, R (4, 1) Randall Simon, L (7, PH) Brian Boehringer, S (7, 1) 11 Humberto Cota, R (8, PH) 34 John Grabow, L (8, 1)		2-3 K		1-3 K			3-2 G1-3	2-2 P3		1 0 0 0 0 0 1 1 1 0 0 0 0 0 1 0 0 0 0 0 0 0 0 0 1 0 0 0 0 0 0 0 0 0 0 0 0 0 0 0 1 0 0 0 0 0 0 1 0 0 0 0 0 0 0 0		
Inning Stats	R: 0 H: 2 E: 0 LOB: 2 K: 1 BB: 0 S: 10 P: 17	R: 0 H: 0 E: 0 LOB: 1 K: 1 BB: 0 S: 11 P: 20	R: 0 H: 0 E: 1 LOB: 3 K: 1 BB: 2 S: 12 P: 29	R: 0 H: 0 E: 0 LOB: 0 K: 2 BB: 0 S: 8 P: 14	R: 0 H: 0 E: 0 LOB: 1 K: 1 BB: 1 S: 8 P: 12	R: 0 H: 0 E: 1 LOB: 1 K: 1 BB: 0 S: 7 P: 11	R: 3 H: 3 E: 0 LOB: 1 K: 0 BB: 1 S: 18 P: 35	R: 0 H: 1 E: 0 LOB: 1 K: 2 BB: 0 S: 13 P: 19	R: 0 H: 0 E: 0 LOB: 1 K: 1 BB: 1 S: 11 P: 21	1B: 5 SF: 0 2B: 0 SAC: 0 3B: 0 DP: 0 HR: 1 HBP: 1	WP: 0 PA: 41 PB: 0 SB: 0 CS: 0	
PITCHER	IP WLS BF H R ER SO BB IBB HBP BLK WP HR S P ERA WHIP											
Matt Clement, R (1, 1) ERA: 3.6	6.0 W 26 2 0 0 7 3 0 1 0 0 0 0 56 103 0.00 0.833											
Kyle Farnsworth, R (7, 1) ERA: 8.31	1.0 7 3 3 3 0 1 0 0 0 0 0 1 18 35 27.00 4.000											
LaTroy Hawkins, R (8, 1) ERA:	1.0 4 1 0 0 2 0 0 0 0 0 0 0 13 19 0.00 1.000											
Francis Beltran, R (9, 1) ERA:	1.0 4 0 0 0 1 1 0 0 0 0 0 0 11 21 0.00 1.000											

Pittsburgh Pirates @ Chicago Cubs
Wrigley Field, Chicago, IL

Wed Apr 14 2004, 1:20 PM CDT
Att. 38,968 - Sunny - 58 F

livebaseballscorecards.com

AB 35
R 3
H 6
RBI 3
BB 5
SO 10
LOB 20



Batter	1	2	3	4	5	6	7	8	9	AB R H RBI BB SO LOB	TOP			
Tike Redman, L (1, 8) OBP: 0.220, SLG: 0.289	1-1 G4-3	1-2 SAFE FC4-6 2-2 1B		1-3			1-1 F7	1-2 F7		5 0 1 0 0 1 1				
2 Jack Wilson, R (1, 6) OBP: 0.417, SLG: 0.735	0-2 L7	1-2 FC4-6		0-2 P6			3-2 18 FC5-4 1B		0-0 HR	5 1 2 1 0 0 2				
18 Jason Kendall, R (1, 2) OBP: 0.514, SLG: 0.500	2-1 BB		2-2 E3 FC5-4		2-0 P4		1-1 FC5-4		0-0 HR	4 1 1 0 0 0 1				
11 Humberto Cota, R (7, 2) OBP: 0.167, SLG: 0.667	2B						1-2f			1 1 1 1 0 0 0				
Raul Mondesi, R (1, 7) OBP: 0.333, SLG: 0.500	4-2 2B		3-2 FC5-4		2-2 F8		2-2 P3		1-0 G3	3 0 0 0 1 0 2				
16 Salomon Torres, R (7, 1)	1-2 2B		1-2f							0 0 0 0 0 0 0				
Jose Mesa, R (8, 1)	1-2 BB									0 0 0 0 0 0 0				
Abraham Nunez, S (9, PH) OBP: 0.417, SLG: 0.455										1 0 0 0 0 0 0				
Rob Mackowiak, L (1, 9) OBP: 0.429, SLG: 0.500	1-2 2B		2-0 2B		0-0 1B			3-2 G6-3	1-2 P5	5 0 3 1 0 0 0				
Craig Wilson, R (1, 3) OBP: 0.410, SLG: 0.714	3-3		3-2 HBP		1-3 1B									
										4 1 2 1 0 2 3				
Chris Stynes, R (1, 5) OBP: 0.194, SLG: 0.200			1-3		1-0 F3		2-2 G5-3	1-1 1B 2B	0-1 G4-3	5 1 1 0 0 1 4				
Jose Castillo, R (1, 4) OBP: 0.444, SLG: 0.333			1-0 1B		3-2 F8		0-3	2-0 F8		4 0 1 0 0 1 4				
Josh Fogg, R (1, 1)			2-3		2-1 G1-3		2-2 F7	1-2 2-H 1B		2 0 0 0 0 1 1				
Brian Boehringer, S (5, 1)										0 0 0 0 0 0 0				
Bobby Hill, S (6, PH) OBP: 0.304, SLG: 0.286										1 0 0 0 0 0 0				
37 Mike Johnston, L (6, 1)										0 0 0 0 0 0 0				
J.J. Davis, R (7, 7) OBP: 0.250, SLG: 0.143										1 0 1 1 0 0 0				
Inning Stats	R: 1 H: 2 E: 0 LOB: 2 K: 1 BB: 1 S: 17 P: 28	R: 0 H: 2 E: 0 LOB: 2 K: 2 BB: 0 S: 13 P: 20	R: 0 H: 1 E: 1 LOB: 3 K: 0 BB: 0 S: 16 P: 30	R: 0 H: 0 E: 0 LOB: 0 K: 1 BB: 0 S: 8 P: 11	R: 0 H: 1 E: 0 LOB: 1 K: 1 BB: 0 S: 8 P: 13	R: 0 H: 0 E: 0 LOB: 0 K: 1 BB: 0 S: 11 P: 15	R: 0 H: 1 E: 0 LOB: 1 K: 0 BB: 0 S: 10 P: 17	R: 2 H: 3 E: 0 LOB: 1 K: 0 BB: 0 S: 14 P: 22	R: 2 H: 3 E: 0 LOB: 1 K: 0 BB: 0 S: 10 P: 12	1B: 6 SF: 0 2B: 4 SAC: 0 3B: 0 DP: 0 HR: 3 HBP: 1	WP: 0 PA: 43 PB: 0 SB: 0 CS: 0			
PITCHER	IP WLS BF H R ER SO BB IBB HBP BLK WP HR S P ERA WHIP												PITCHER	IP WLS BF H R ER SO BB IBB HBP BLK WP HR S P ERA WHIP
38 Carlos Zambrano, R (1, 1) ERA: 1.38	6.0 W 27 6 1 1 6 1 0 1 0 0 0 0 73 117 1.50 1.167													
Kent Mercker, L (7, 1) ERA: 1.8	1.0 4 1 0 0 0 0 0 0 0 0 0 0 10 17 0.00 1.000													
43 Michael Wuertz, R (8, 1) ERA: 5.68	1.0 6 3 2 2 0 0 0 0 0 0 0 1 14 22 18.00 3.000													
Francis Beltran, R (9, 1) ERA: 10.8	0.2 5 3 2 2 0 0 0 0 0 0 0 2 8 10 27.00 4.500													
LaTroy Hawkins, R (9, 1) ERA:	0.1 1 0 0 0 0 0 0 0 0 0 0 0 2 2 0.00 0.000													

Pittsburgh Pirates @ Chicago Cubs
 Wrigley Field, Chicago, IL
 Thu Apr 15 2004, 1:20 PM CDT
 Att. 39,450 - Sunny - 70 F

AB	41
R	5
H	13
RBI	5
BB	1
SO	6
LOB	18



Batter	1	2	3	4	5	6	7	8	9	AB R H RBI BB SO LOB	TOP
--------	---	---	---	---	---	---	---	---	---	----------------------	-----

Tike Redman, L (1, 8) OBP: 0.217, SLG: 0.279 										5 1 1 1 0 0 2		
2 Jack Wilson, R (1, 6) OBP: 0.439, SLG: 0.711 										4 1 2 1 1 0 1		
18 Jason Kendall, R (1, 2) OBP: 0.487, SLG: 0.452 										3 1 0 1 0 0 2		
Raul Mondesi, R (1, 9) OBP: 0.326, SLG: 0.475 										4 0 1 1 0 0 1		
Rob Mackowiak, L (1, 7) OBP: 0.375, SLG: 0.440 										3 0 0 1 0 1 1		
Craig Wilson, R (1, 3) OBP: 0.395, SLG: 0.667 										4 1 1 1 0 0 1		
Abraham Nunez, S (1, 5) OBP: 0.375, SLG: 0.400 34 John Grabow, L (8, 1) 16 Salomon Torres, R (8, 1) Jose Mesa, R (9, 1)											4 1 1 0 0 0 1 0	
Jose Castillo, R (1, 4) OBP: 0.409, SLG: 0.316 											4 1 1 1 0 0 0	
Kip Wells, R (1, 1) OBP: 0.500, SLG: 1.000 Bobby Hill, S (8, PH) OBP: 0.333, SLG: 0.286 Chris Stynes, R (8, 5) OBP: 0.219, SLG: 0.226 											1 0 0 0 0 1 0 0 1 0 0 1 0 0 1 0 1 0 0 0 0	

Inning Stats	R: 0 E: 0 K: 0 S: 7	H: 0 LOB: 0 BB: 0 P: 10	R: 0 E: 0 K: 1 S: 7	H: 0 LOB: 0 BB: 0 P: 11	R: 0 E: 1 K: 0 S: 7	H: 0 LOB: 1 BB: 0 P: 10	R: 0 E: 0 K: 0 S: 9	H: 1 LOB: 0 BB: 0 P: 16	R: 0 E: 0 K: 0 S: 5	H: 0 LOB: 0 BB: 0 P: 7	R: 0 E: 0 K: 1 S: 6	H: 0 LOB: 0 BB: 0 P: 8	R: 0 E: 0 K: 0 S: 9	H: 0 LOB: 1 BB: 1 P: 16	R: 7 E: 0 K: 0 S: 17	H: 6 LOB: 1 BB: 1 P: 29	R: 0 E: 0 K: 0 S: 11	H: 1 LOB: 1 BB: 0 P: 19	1B: 8 2B: 0 3B: 0 HR: 0	SF: 1 SAC: 1 DP: 1 HBP: 1	WP: 0 PB: 0 SB: 1 CS: 0	PA: 38
--------------	------------------------------	----------------------------------	------------------------------	----------------------------------	------------------------------	----------------------------------	------------------------------	----------------------------------	------------------------------	---------------------------------	------------------------------	---------------------------------	------------------------------	----------------------------------	-------------------------------	----------------------------------	-------------------------------	----------------------------------	----------------------------------	------------------------------------	----------------------------------	--------

PITCHER																	PITCHER																	
IP	WLS	BF	H	R	ER	SO	BB	IBB	HBP	BLK	WP	HR	S	P	ERA	WHIP	IP	WLS	BF	H	R	ER	SO	BB	IBB	HBP	BLK	WP	HR	S	P	ERA	WHIP	
Tom Glavine, L (1, 1) ERA: 0.9	7.0		23	1	0	0	2	1	0	0	0	0	50	78	0.00	0.286																		
Orber Moreno, R (8, 1) ERA: 8.44	0.0	L	3	3	3	0	0	0	0	0	0	0	7	11	∞	∞																		
Mike Stanton, L (8, 1) ERA: 14.73	0.0	B	2	1	0	0	0	1	0	0	0	0	4	8	∞	∞																		
David Weathers, R (8, 1) ERA: 4.91	1.0		6	2	4	4	0	0	0	1	0	0	6	10	36.00	2.000																		
Dan Wheeler, R (9, 1) ERA: 5.19	1.0		4	1	0	0	0	0	0	0	1	0	11	19	0.00	1.000																		

Pittsburgh Pirates @ New York Mets
 Shea Stadium, Flushing, NY
 Fri Apr 16 2004, 7:10 PM EDT
 Att. 18,554 - Sunny - 63 F

livebaseballscorecards.com

AB	33
R	7
H	8
RBI	7
BB	2
SO	2
LOB	9



Batter	1	2	3	4	5	6	7	8	9	AB R H RBI BB SO LOB	TOP
Tike Redman, L (1, 8) OBP: 0.240, SLG: 0.319	1-2 G5-4-3 1B		2-1 G4-3		1-0 FC6-4			1-1 SH3 18 SF8 2B		4 1 2 0 0 0 2	
2 Jack Wilson, R (1, 6) OBP: 0.409, SLG: 0.659	0-1 G5-4-3 1-2f			0-1 F7	2-0 FC6-4			1-1 SH3		3 0 0 0 0 0 2	
18 Jason Kendall, R (1, 2) OBP: 0.465, SLG: 0.441	1-1 G5-3			2-2 1B			3-2 G6-3	1-1 SF8		3 0 1 1 0 0 0	
Raul Mondesi, R (1, 9) OBP: 0.298, SLG: 0.432		3-2 G6-3		1-3 SAFE		1-0 F8		3-H K2-3		4 0 0 0 0 2 1	
Rob Mackowiak, L (1, 5) OBP: 0.417, SLG: 0.464		4-2 G4-6-3 BB		0-0 1B		3-3 SAFE		2-1 FC4-6 1B		3 0 2 0 1 1 0	
Randall Simon, L (1, 3) OBP: 0.167, SLG: 0.176		0-0 G4-6-3		1-0 F7		1-1 G4-3		2-0 FC4-6 1B		4 0 0 0 0 0 4	
J.J. Davis, R (9, PR) OBP: 0.250, SLG: 0.143								1-2f		0 0 0 0 0 0 0	
Jose Mesa, R (9, 1)										0 0 0 0 0 0 0	
Craig Wilson, R (1, 7) OBP: 0.426, SLG: 0.721			0-0 G4-3 2B		2-2 G5-3		1-1 G5-3 2B	1 SAFE 2-2 G6-4-3 1B		4 0 3 0 0 0 0	
Jose Castillo, R (1, 4) OBP: 0.385, SLG: 0.435			1-1 G4-3		0-0 HR		0-1 G5-3	1-1 G6-4-3		4 1 1 1 0 0 4	
Oliver Pérez, L (1, 1) OBP: 0.500, SLG: 0.500			2-3 K		0-0 1B		2-3 K			3 0 1 0 0 2 2	
Brian Meadows, R (7, 1)										0 0 0 0 0 0 0	
37 Mike Johnston, L (8, 1)										0 0 0 0 0 0 0	
16 Salomon Torres, R (8, 1)										0 0 0 0 0 0 0	
Chris Stynes, R (9, 5) OBP: 0.219, SLG: 0.226										0 0 0 0 0 0 0	
Inning Stats	R: 0 H: 1 E: 0 LOB: 0 K: 0 BB: 0 S: 8 P: 10	R: 0 H: 0 E: 0 LOB: 0 K: 0 BB: 1 S: 6 P: 13	R: 0 H: 1 E: 0 LOB: 1 K: 1 BB: 0 S: 8 P: 11	R: 0 H: 2 E: 0 LOB: 2 K: 1 BB: 0 S: 10 P: 14	R: 1 H: 2 E: 0 LOB: 1 K: 0 BB: 0 S: 7 P: 12	R: 0 H: 0 E: 0 LOB: 0 K: 1 BB: 0 S: 7 P: 14	R: 0 H: 1 E: 0 LOB: 1 K: 1 BB: 0 S: 9 P: 13	R: 1 H: 1 E: 0 LOB: 0 K: 1 BB: 0 S: 9 P: 14	R: 0 H: 2 E: 0 LOB: 2 K: 0 BB: 0 S: 8 P: 15	1B: 6 SF: 1 2B: 3 SAC: 1 3B: 0 DP: 3 HR: 1 HBP: 0	WP: 0 PA: 35 PB: 0 SB: 0 CS: 0
PITCHER	IP WLS BF H R ER SO BB IBB HBP BLK WP HR S P ERA WHIP										
Steve Trachsel, R (1, 1) ERA: 5.82	8.0 L 31 8 2 2 5 1 0 0 0 0 0 1 64 101 2.25 1.125										
Braden Looper, R (9, 1) ERA:	1.0 4 2 0 0 0 0 0 0 0 0 0 0 8 15 0.00 2.000										

Pittsburgh Pirates @ New York Mets
Shea Stadium, Flushing, NY
Sat Apr 17 2004, 1:10 PM EDT
Att. 40,172 - Cloudy - 65 F

livebaseballscorecards.com

AB	32
R	2
H	10
RBI	2
BB	1
SO	5
LOB	15



Batter	1	2	3	4	5	6	7	8	9	AB	R	H	RBI	BB	SO	LOB
Kazuo Matsui, S OBP: 0.434, SLG: 0.500 (1, 6)	3-1 F8			2-2 F8		0-3 K		2-2 G1-3		4	0	0	0	0	1	2
Ricky Gutierrez, R OBP: 0.275, SLG: 0.200 (1, 4)	2-1 F7			1-2 G6-3			1-0 F8	2-3 K		3	0	0	0	0	0	0
Eric Valent, L OBP: 0.214, SLG: 0.615 (8, PH)										1	0	0	0	0	1	1
Braden Looper, R (9, 1)										0	0	0	0	0	0	0
Shane Spencer, R OBP: 0.333, SLG: 0.387 (1, 7)	1-2 G5-3			0-0 G5-3			3-3 K		2-0 P4	4	0	0	0	0	1	0
31 Mike Piazza, R OBP: 0.326, SLG: 0.537 (1, 3)		1-2 G6-3			0-0 F8		4-0 BB 1B		1-0 F7	3	1	0	0	1	0	0
Mike Cameron, R OBP: 0.391, SLG: 0.500 (1, 8)		3-2 F8			1-0 F8		4-1 1B BB		3-3 K	3	0	0	0	1	1	0
Ty Wigginton, R OBP: 0.227, SLG: 0.286 (1, 5)		0-1 F9			0-2 F8		0-2 1-3 2-H 1B			3	0	1	1	0	0	0
Karim Garcia, L OBP: 0.321, SLG: 0.481 (1, 9)			0-3 K			1-2 BLK 1B		1-3 K		3	0	1	0	0	2	2
Vance Wilson, R OBP: 0.500, SLG: 0.400 (1, 2)			1-1 1B			3-3 K		2-2 G1-3 SH2-4 1B		3	0	2	0	0	1	1
Steve Trachsel, R OBP: 0.286, SLG: 0.429 (1, 1)			1-3 K			0-3 K		0-2 SH2-4		2	0	0	0	0	2	1
Jeff Duncan, L OBP: 0.167, SLG: 0.167 (8, PH)						1-2 K		1-2		0	0	0	0	0	0	0
Joe McEwing, R OBP: 0.333, SLG: 0.231 (9, 4)										0	0	0	0	0	0	0

Inning Stats	R: 0	H: 0	E: 0	K: 7	S: 7	R: 0	H: 0	E: 0	K: 8	S: 8	R: 0	H: 1	E: 0	K: 2	S: 8	R: 0	H: 0	E: 0	K: 8	S: 8	R: 0	H: 0	E: 0	K: 5	S: 5	R: 1	H: 1	E: 0	K: 2	S: 13	R: 0	H: 1	E: 0	K: 1	S: 13	R: 0	H: 0	E: 0	K: 1	S: 6	1B: 4	SF: 0	2B: 0	3B: 0	HR: 0	SAC: 1	DP: 0	HBP: 0	WP: 0	PA: 32
PITCHER	IP	WLS	BF	H	R	ER	SO	BB	IBB	HBP	BLK	WP	HR	S	P	ERA	WHIP																																	
Oliver Pérez, L ERA: 3.09 (1, 1)	6.2		23	2	1	1	6	2	0	0	1	0	0	59	91	1.35	0.600																																	
Brian Meadows, R ERA: (7, 1)	0.2	W	4	2	0	0	1	0	0	0	0	0	0	14	17	0.00	3.000																																	
37 Mike Johnston, L ERA: (8, 1)	0.1	H	1	0	0	0	0	0	0	0	0	0	0	4	6	0.00	0.000																																	
16 Salomon Torres, R ERA: 7.11 (8, 1)	0.1	H	1	0	0	0	1	0	0	0	0	0	0	3	5	0.00	0.000																																	
Jose Mesa, R ERA: (9, 1)	1.0	S	3	0	0	0	1	0	0	0	0	0	0	6	12	0.00	0.000																																	


BOTTOM


Pittsburgh Pirates @ New York Mets
Shea Stadium, Flushing, NY

Sat Apr 17 2004, 1:10 PM EDT
Att: 40,172 - Cloudy - 65 F

livebaseballscorecards.com

AB	29
R	1
H	4
RBI	1
BB	2
SO	9
LOB	7



Batter	1	2	3	4	5	6	7	8	9	AB R H RBI BB SO LOB	TOP											
Tike Redman, L (1, 8) OBP: 0.250, SLG: 0.321	0-1 1B FC6-4	1-0 G6-3		1-3 K	0-3 K		0-1 1B		1-1 F7	6 1 2 0 0 2 3												
2 Jack Wilson, R (1, 6) OBP: 0.408, SLG: 0.630	1-0 1B FC6-4		2-2 1B S		1-0 F8	1-2 P6	1-1 G4-3			5 0 2 0 0 0 2												
18 Jason Kendall, R (1, 2) OBP: 0.479, SLG: 0.462	1-1 FC6-4 BB		1-2 P4		0-1 2B 1B	0-1 2B 1B		1-1 1B G6-4-3		5 2 3 1 0 0 2												
Raul Mondesi, R (1, 9) OBP: 0.346, SLG: 0.479	4-0 BB		3-2 1B G6-3		0-0 1B HBP	0-2 F9		1-0 1B G6-4-3		4 1 3 0 1 0 1												
Randall Simon, L (1, 3) OBP: 0.217, SLG: 0.238 Rob Mackowiak, L (8, 7) OBP: 0.417, SLG: 0.464	1-3 K		2-2 G6-3		4-0 HBP 1B WP IBB	0-1 2B		1-1 G6-4-3		4 1 1 0 1 1 5 0 0 0 0 0 0 0												
Craig Wilson, R (1, 7) OBP: 0.442, SLG: 0.771	0-0 G5-3			1-2 HR	2-2 WP HBP 1B	0-2 L3		1-0 1B FC4-6		5 2 3 2 0 0 4												
Bobby Hill, S (1, 4) OBP: 0.345, SLG: 0.280 34 John Grabow, L (8, 1) Brian Boehringer, S (8, 1) Jason Boyd, R (9, 1)		0-0 SH1 1B		0-2 G1-3	1-2 WP HBP 1B		0-1 G1	0-0 FC4-6		4 1 1 1 0 0 1 0	AB 38 R 8 H 17 RBI 6 BB 3 SO 3 LOB 19											
Chris Stynes, R (1, 5) OBP: 0.270, SLG: 0.257		2-1 L7		1-1 SH3 1B	1-2 SH1-4 1B		4-0 1B SH1-4 BB		1-1 F9	4 0 2 2 1 0 1												
Kris Benson, R (1, 1) Jose Castillo, R (8, 4) OBP: 0.370, SLG: 0.417		0-0 SH1		0-0 SH3	0-0 SH1-4		0-2 SH1-4		2-2 F8	0 0 0 0 0 0 0 1 0 0 0 0 0 0												
Inning Stats	R: 1 E: 0 K: 1 S: 10	H: 2 LOB: 2 BB: 1 P: 16	R: 0 E: 0 K: 0 S: 5	H: 1 LOB: 1 BB: 0 P: 8	R: 0 E: 0 K: 0 S: 16	H: 2 LOB: 1 BB: 0 P: 24	R: 1 E: 0 K: 1 S: 15	H: 2 LOB: 1 BB: 0 P: 18	R: 5 E: 0 K: 1 S: 17	H: 4 LOB: 1 BB: 1 P: 27	R: 0 E: 0 K: 0 S: 16	H: 2 LOB: 2 BB: 0 P: 17	R: 0 E: 0 K: 0 S: 9	H: 1 LOB: 2 BB: 1 P: 14	R: 1 E: 0 K: 0 S: 7	H: 3 LOB: 1 BB: 0 P: 11	R: 0 E: 0 K: 0 S: 9	H: 0 LOB: 0 BB: 0 P: 13	1B: 14 2B: 2 3B: 0 HR: 1	SF: 0 SAC: 4 DP: 2 HBP: 1	WP: 1 PB: 0 SB: 1 CS: 0	PA: 46
PITCHER	IP WLS BF H R ER SO BB IBB HBP BLK WP HR S P ERA WHIP																					
Jae Weong Seo, R (1, 1) ERA: 8.0	4.1 L 25 10 7 7 2 1 1 1 0 0 1 55 83 14.54 2.538																					
Dan Wheeler, R (5, 1) ERA: 4.82	0.2 3 1 0 0 1 0 0 0 0 0 1 0 8 10 0.00 1.500																					
Grant Roberts, R (6, 1) ERA: 17.36	2.0 10 3 0 0 0 1 0 0 0 0 0 0 25 31 0.00 2.000																					
John Franco, L (8, 1) ERA: 9.64	1.0 5 3 1 1 0 0 0 0 0 0 0 0 7 11 9.00 3.000																					
Mike Stanton, L (9, 1) ERA: 11.57	1.0 3 0 0 0 0 0 0 0 0 0 0 0 9 13 0.00 0.000																					

Pittsburgh Pirates @ New York Mets
Shea Stadium, Flushing, NY
Sun Apr 18 2004, 1:10 PM EDT
Att. 44,345 - Cloudy - 66 F

livebaseballscorecards.com

Batter	1	2	3	4	5	6	7	8	9	AB R H RBI BB SO LOB	BOTTOM		
Kazuo Matsui, S (1, 6) OBP: 0.456, SLG: 0.533	1-2 G4-3		3-2 1B 2B		1-0 L4-6 1B			4-0 F8 BB		3 0 2 0 1 0 0	Pittsburgh Pirates @ New York Mets Shea Stadium, Flushing, NY Sun Apr 18 2004, 1:10 PM EDT Att: 44,345 - Cloudy - 66 F		
Todd Zeile, R (1, 5) OBP: 0.429, SLG: 0.500	4-2 1B BB		0-0 2-H 1B		3-2 1B			4-2 1-2 31 G6-4-3 BB		2 0 2 1 2 0 0			
Karim Garcia, L (1, 9) OBP: 0.313, SLG: 0.452	2-2 1-2 1B		1-3 K		1-0 L4-6 2-2			0-1 F8		4 0 1 0 0 1 6			
31 Mike Piazza, R (1, 2) OBP: 0.298, SLG: 0.489	0-0 F9			0-3 K		0-0 G6-3		2-1 G6-4-3 1-2f		4 0 0 0 0 1 4			
Mike Cameron, R (1, 8) OBP: 0.360, SLG: 0.452	2-3 K			2-3 K		1-2 P4			2-3 K	4 0 0 0 0 3 2			
Jason Phillips, R (1, 3) OBP: 0.304, SLG: 0.282		2-0 F8		0-1 P4		2-0 F8			0-0 F8	4 0 0 0 0 0 0			
Shane Spencer, R (1, 7) OBP: 0.324, SLG: 0.371		0-2 G5-3			1-1 1B B5-3 1B		2-2 G5-3		2-3 K	4 1 1 0 0 1 0			
Joe McEwing, R (1, 4) OBP: 0.278, SLG: 0.188		0-3 K			0-0 B5-3		1-1 L9			3 0 0 0 0 1 1			
Jae Weong Seo, R Dan Wheeler, R Jeff Duncan, L Grant Roberts, R Eric Valent, L John Franco, L Mike Stanton, L			2-2 G5-3		4-2 1B 1B BB		1-2 L1			1 0 0 0 0 0 0 0 0 0 0 0 0 0 0 0 0 0 1 0 0 0 0 0 0 0 0 0 1 0			
Inning Stats	R: 0 H: 1 E: 0 LOB: 2 K: 1 BB: 1 S: 12 P: 21	R: 0 H: 0 E: 0 LOB: 0 K: 1 BB: 0 S: 8 P: 10	R: 0 H: 2 E: 0 LOB: 1 K: 1 BB: 0 S: 13 P: 19	R: 0 H: 0 E: 0 LOB: 0 K: 2 BB: 0 S: 11 P: 13	R: 1 H: 3 E: 0 LOB: 2 K: 0 BB: 1 S: 14 P: 24	R: 0 H: 0 E: 0 LOB: 0 K: 0 BB: 0 S: 6 P: 9	R: 0 H: 0 E: 0 LOB: 0 K: 0 BB: 0 S: 8 P: 12	R: 0 H: 0 E: 0 LOB: 1 K: 0 BB: 2 S: 6 P: 16	R: 0 H: 0 E: 0 LOB: 0 K: 2 BB: 0 S: 9 P: 13	1B: 5 SF: 0 2B: 2 SAC: 0 3B: 0 DP: 2 HR: 0 HBP: 0	WP: 0 PA: 34 PB: 0 SB: 0 CS: 0		
PITCHER	IP WLS BF H R ER SO BB IBB HBP BLK WP HR S P ERA WHIP											PITCHER	IP WLS BF H R ER SO BB IBB HBP BLK WP HR S P ERA WHIP
Kris Benson, R ERA: 2.0	(1, 1) 7.0 W 27 6 1 1 5 2 0 0 0 0 0 0 72 108 1.29 1.143												
34 John Grabow, L ERA: 5.4	(8, 1) 0.1 3 0 0 0 0 2 0 0 0 0 0 4 12 0.00 6.000												
Brian Boehringer, R ERA: 3.86	(8, 1) 0.2 1 0 0 0 0 0 0 0 0 0 0 2 4 0.00 0.000												
Jason Boyd, R ERA: 2.57	(9, 1) 1.0 3 0 0 0 2 0 0 0 0 0 0 9 13 0.00 0.000												

AB	30
R	1
H	6
RBI	1
BB	4
SO	7
LOB	13



Batter	1	2	3	4	5	6	7	8	9	AB R H RBI BB SO LOB	TOP											
Todd Walker, L (1, 4) OBP: 0.431, SLG: 0.512	4-2 HR BB	0-0 L8		1-1 HR		0-3 K		1-3 K		4 2 1 1 1 2 0												
Corey Patterson, L (1, 8) OBP: 0.293, SLG: 0.527 Jose Macias, S (9, PH) OBP: 0.200, SLG: 0.200	1-0 HR 1-H	2-3 K		0-0 P6		1-0 F9		0-0 L8		4 1 1 2 0 1 0 1 0 0 0 0 0 0												
Sammy Sosa, R (1, 9) OBP: 0.409, SLG: 0.679 Todd Hollandsworth, L (9, 9) OBP: 0.353, SLG: 0.867	1-1 E6 G6-4-3	2-1 G4-3			0-0 2B		2-1 P3		1-2 G6-3	5 1 1 0 0 0 0 0 0 0 0 0 0 0												
Moises Alou, R (1, 7) OBP: 0.419, SLG: 0.842 Tom Goodwin, L (9, PR) OBP: 0.143, SLG: 0.231	0-0 G6-4-3 1-2f		2-2 25 BB 1B		0-0 HR 2B		4-0 BB		3-2 2B	4 1 3 1 1 0 1 0 0 0 0 0 0 0												
16 Aramis Ramirez, R (1, 5) OBP: 0.391, SLG: 0.783 Ramon Martinez, R (9, PH) OBP: 0.267, SLG: 0.214	1-2 25 1B 2B		2-1 F7		1-2 F7		0-2 P4		2-3 K	4 1 1 0 0 0 3 1 0 0 0 0 1 1												
25 Derrek Lee, R (1, 3) OBP: 0.373, SLG: 0.458	1-1 2B		4-2 G5-4-3 BB		2-3 K		1-0 L9			3 1 1 0 1 1 2												
Alex Gonzalez, R (1, 6) OBP: 0.294, SLG: 0.449	1-1 2B 1-H 2-H		3-2 G5-4-3 1-2f		1-1 HR			0-0 G1-3		4 1 2 4 0 0 2												
Michael Barrett, R (1, 2) OBP: 0.386, SLG: 0.718	4-2 BB			0-0 F9		0-2 F9		3-1 HR		3 1 1 1 1 0 0												
38 Carlos Zambrano, S (1, 1) OBP: 0.200, SLG: 0.200 Francis Beltran, R (9, 1)	1-3 K			1-3 K		0-3 K		2-3 K		4 0 0 0 0 4 2 0 0 0 0 0 0 0												
Inning Stats	R: 4 E: 1 K: 1 S: 18	H: 4 LOB: 2 BB: 2 P: 32	R: 0 E: 0 K: 1 S: 6	H: 0 LOB: 0 BB: 0 P: 10	R: 0 E: 0 K: 0 S: 11	H: 1 LOB: 1 BB: 1 P: 22	R: 1 E: 0 K: 1 S: 7	H: 1 LOB: 0 BB: 0 P: 9	R: 3 E: 0 K: 1 S: 14	H: 3 LOB: 0 BB: 0 P: 18	R: 0 E: 0 K: 2 S: 8	H: 0 LOB: 0 BB: 0 P: 9	R: 0 E: 0 K: 0 S: 7	H: 0 LOB: 1 BB: 1 P: 14	R: 1 E: 0 K: 2 S: 10	H: 1 LOB: 0 BB: 0 P: 16	R: 0 E: 0 K: 1 S: 14	H: 1 LOB: 1 BB: 0 P: 20	1B: 3 2B: 4 3B: 0 HR: 4	SF: 0 SAC: 0 DP: 2 HBP: 0	WP: 0 PB: 0 SB: 0 CS: 0	PA: 41
PITCHER	IP WLS BF H R ER SO BB IBB HBP BLK WP HR S P ERA WHIP																					
Ryan Vogelsong, R (1, 1) ERA: 9.6	5.0 L 26 9 8 8 4 3 0 0 0 0 0 3 56 91 14.40 2.400																					
34 John Grabow, L (6, 1) ERA: 4.15	1.0 3 0 0 0 2 0 0 0 0 0 0 0 8 9 0.00 0.000																					
Jason Boyd, R (7, 1) ERA: 3.0	2.0 8 1 1 1 2 1 0 0 0 0 1 17 30 4.50 1.000																					
37 Mike Johnston, L (9, 1) ERA:	1.0 4 1 0 0 1 0 0 0 0 0 0 0 14 20 0.00 1.000																					

Chicago Cubs @ Pittsburgh Pirates
PNC Park, Pittsburgh, PA
Tue Apr 20 2004, 7:05 PM EDT
Att. 11,746 - Cloudy - 68 F

AB	37
R	9
H	11
RBI	9
BB	4
SO	9
LOB	11



WP: 0	PA: 41
PB: 0	
SB: 0	
CS: 0	

Batter	1	2	3	4	5	6	7	8	9	AB	R	H	RBI	BB	SO	LOB	BOTTOM					
Tike Redman, L OBP: 0.267, SLG: 0.368 (1, 8) C X	0-1 G1-3 ①		2-1 1B			1-2 2 1B 3B		2-2 G4-3 ①		4	1	2	0	0	0	0	Chicago Cubs @ Pittsburgh Pirates PNC Park, Pittsburgh, PA Tue Apr 20 2004, 7:05 PM EDT Att: 11,746 - Cloudy - 68 F	AB 32 R 1 H 7 RBI 1 BB 2 SO 5 LOB 12				
2 Jack Wilson, R OBP: 0.415, SLG: 0.620 (1, 6) B C X	1-1 G4-3 ②		1-3 K			0-0 18 1B G1-6-3		2-1 1B		4	0	2	1	0	1	1						
18 Jason Kendall, R OBP: 0.451, SLG: 0.429 (1, 2) Jason Boyd, R (7, 1) Abraham Nunez, S OBP: 0.353, SLG: 0.375 (8, PH) 37 Mike Johnston, L (9, 1) C X	0-1 G4-3 ③				1-2 F9 ①	2-1 G1-6-3 ① ② ③		2-1 F7 ②		3	0	0	0	0	0	1						
Raul Mondesi, R OBP: 0.345, SLG: 0.471 (1, 7) J.J. Davis, R OBP: 0.222, SLG: 0.125 (8, 7) C B B X		2-2 F8 ①			0-0 P5 ②	2-1 1B		1-0 F8 ③		3	0	1	0	0	0	0						
Rob Mackowiak, L OBP: 0.400, SLG: 0.438 (1, 5) X		0-0 FC6-4 1B			3-2 K ③	1-3 K ③			1-2 P4 ①	4	0	1	0	0	2	1						
Craig Wilson, R OBP: 0.429, SLG: 0.725 (1, 9) B X		1-0 FC6-4 ②			0-1 G2 ①		4-1 FC6-4 BB		1-3 K ②	3	0	0	0	1	1	1						
Randall Simon, L OBP: 0.222, SLG: 0.240 (1, 3) S D X		1-1 F9 ③			2-2 WP 1B		0-0 F9 ①		0-0 P5 ③	4	0	1	0	0	0	2						
Jose Castillo, R OBP: 0.367, SLG: 0.385 (1, 4) F X			0-1 G6-3 ①		4-2 G6-3 BB		2-1 FC6-4 ②			2	0	0	0	1	0	1						
Ryan Vogelsong, R (1, 1) Bobby Hill, S OBP: 0.333, SLG: 0.269 (5, PH) 34 John Grabow, L (6, 1) 11 Humberto Cota, R OBP: 0.143, SLG: 0.571 (7, 2) S F X			0-2 G4-3 ②		0-0 G6-3 ② ③		2-3 K ③			1	0	0	0	0	0	0						
					1-2 1B					1	0	0	0	0	0	2						
										0	0	0	0	0	0	0						
										1	0	0	0	0	1	1						
Inning Stats	R: 0 E: 0 K: 0 S: 6	H: 0 LOB: 0 BB: 0 P: 7	R: 0 E: 0 K: 0 S: 8	H: 1 LOB: 1 BB: 0 P: 12	R: 0 E: 0 K: 1 S: 10	H: 1 LOB: 1 BB: 0 P: 13	R: 0 E: 0 K: 1 S: 8	H: 0 LOB: 0 BB: 0 P: 12	R: 0 E: 0 K: 0 S: 12	H: 1 LOB: 1 BB: 1 P: 18	R: 1 E: 0 K: 1 S: 12	H: 3 LOB: 1 BB: 0 P: 19	R: 0 E: 0 K: 1 S: 7	H: 0 LOB: 1 BB: 1 P: 15	R: 0 E: 0 K: 0 S: 8	H: 1 LOB: 1 BB: 0 P: 15	R: 0 E: 0 K: 1 S: 7	H: 0 LOB: 0 BB: 0 P: 9	1B: 6 2B: 0 3B: 1 HR: 0	SF: 0 SAC: 0 DP: 2 HBP: 0	WP: 1 PB: 0 SB: 0 CS: 0	PA: 34 ERA WHIP
PITCHER 38 Carlos Zambrano, R ERA: 1.29 (1, 1) Francis Beltran, R ERA: 6.75 (9, 1)	IP 8.0 1.0	WLS W 3	BF 31 3	H 7 0	R 1 0	ER 1 0	SO 4 1	BB 2 0	IBB 0 0	HBP 0 0	BLK 0 0	WP 1 0	HR 0 0	S 71 7	P 111 9	ERA 1.12 0.00	WHIP 1.125 0.000					

Chicago Cubs @ Pittsburgh Pirates
PNC Park, Pittsburgh, PA
 Tue Apr 20 2004, 7:05 PM EDT
 Att: 11,746 - Cloudy - 68 F

AB 32
R 1
H 7
RBI 1
BB 2
SO 5
LOB 12



WP: 1
 PB: 0
 SB: 0
 CS: 0
 PA: 34
 ERA
 WHIP

ERA
 WHIP

Batter	1	2	3	4	5	6	7	8	9	AB R H RBI BB SO LOB	TOP		
Todd Walker, L (1, 4) OBP: 0.456, SLG: 0.511			L8			1-0 1B 1B	3-2 1B		4-0 2B BB	4 2 2 1 2 0 2			
Corey Patterson, L (1, 8) OBP: 0.344, SLG: 0.590				3-2 PB 1B		1-2 1B 1B	0-0 1B		2-2 1B 2B	6 2 5 1 0 0 1			
Sammy Sosa, R (1, 9) OBP: 0.414, SLG: 0.661 Jose Macias, S (7, PH) OBP: 0.143, SLG: 0.143				2-1 P4 1-2		2-1 16 BB 25 SF9 1B	0-3 K		0-1 F8	3 2 1 1 1 1 2 2 0 0 0 0 1 4			
Moises Alou, R (1, 7) OBP: 0.424, SLG: 0.820 Tom Goodwin, L (7, PH) OBP: 0.133, SLG: 0.214			L7	3-2 P3		2-2 16 BB 1B	2-3 K			4 1 2 3 0 0 1 1 0 0 0 0 1 2			
16 Aramis Ramirez, R (1, 5) OBP: 0.377, SLG: 0.734			G5-3	1-3 K		4-2 1B 1-2 2-3 BB		1-0 F8	4 1 0 1 1 1 2				
25 Derrek Lee, R (1, 3) OBP: 0.375, SLG: 0.500			G6-3		0-0 G4-3 SF8 2B	2-0 SF9		3-2 F8	4 2 2 3 0 0 0				
Alex Gonzalez, R (1, 6) OBP: 0.309, SLG: 0.472 43 Michael Wuerztz, R (7, 1) Paul Bako, L (8, PH) OBP: 0.278, SLG: 0.133				0-0 G4-3	0-0 G4-3	2-3 K		2-2 F7	4 1 2 0 0 1 3 0 0 0 0 0 0 0 1 0 0 0 0 0 0				
Michael Barrett, R (1, 2) OBP: 0.375, SLG: 0.690 Francis Beltran, R (8, 1) Joe Borowski, R (9, 1)			G6-3	0-2 SF8	2-2 SF8	1-3 K		0-0 G6-3	3 1 1 2 0 1 3 1 0 0 0 0 0 0 0 0 0 0 0 0 0				
Sergio Mitre, R (1, 1) OBP: 0.235, SLG: 0.188 Ramon Martinez, R (7, PH) OBP: 0.235, SLG: 0.188			G6-3	0-1 K	0-3 K		3-2 F9	0-2 F8	2 0 0 0 0 1 1 2 0 0 0 0 0 0				
Inning Stats	R: 8 H: 5 E: 1 LOB: 1 K: 1 BB: 2 S: 28 P: 49	R: 0 H: 0 E: 0 LOB: 0 K: 0 BB: 0 S: 6 P: 7	R: 0 H: 1 E: 0 LOB: 1 K: 0 BB: 0 S: 8 P: 8	R: 0 H: 1 E: 0 LOB: 1 K: 1 BB: 0 S: 13 P: 22	R: 1 H: 1 E: 0 LOB: 0 K: 1 BB: 0 S: 11 P: 13	R: 3 H: 4 E: 0 LOB: 2 K: 2 BB: 1 S: 20 P: 35	R: 0 H: 2 E: 0 LOB: 2 K: 2 BB: 0 S: 13 P: 21	R: 0 H: 0 E: 0 LOB: 0 K: 0 BB: 0 S: 9 P: 15	R: 0 H: 1 E: 0 LOB: 2 K: 0 BB: 1 S: 12 P: 18	1B: 10 SF: 2 2B: 5 SAC: 1 3B: 0 DP: 0 HR: 0 HBP: 0	WP: 1 PA: 48 PB: 1 SB: 0 CS: 0		
PITCHER	IP WLS BF H R ER SO BB IBB HBP BLK WP HR S P ERA WHIP											PITCHER	IP WLS BF H R ER SO BB IBB HBP BLK WP HR S P ERA WHIP
Josh Fogg, R (1, 1) ERA: 17.0	0.0 L 6 3 6 5 0 2 0 0 0 0 1 0 16 32 ∞ ∞											Jose Mesa, R (9, 1) ERA:	1.0 5 1 0 0 0 1 0 0 0 0 0 0 12 18 0.00 2.000
Brian Meadows, R (1, 1) ERA: 1.86	4.0 17 4 2 2 2 0 0 0 0 0 0 0 39 54 4.50 1.000												
Brian Boehringer, R (5, 1) ERA: 8.1	2.0 12 5 4 4 3 1 0 0 0 0 0 0 31 48 18.00 3.000												
34 John Grabow, L (7, 1) ERA: 3.38	1.0 5 2 0 0 2 0 0 0 0 0 0 0 13 21 0.00 2.000												
16 Salomon Torres, R (8, 1) ERA: 6.14	1.0 3 0 0 0 0 0 0 0 0 0 0 0 9 15 0.00 0.000												

Chicago Cubs @ Pittsburgh Pirates
PNC Park, Pittsburgh, PA
Wed Apr 21 2004, 7:05 PM EDT
Att. 9,933 - Overcast - 75 F

livebaseballscorecards.com

AB	41
R	12
H	15
RBI	12
BB	4
SO	7
LOB	21



Batter	1	2	3	4	5	6	7	8	9	AB R H RBI BB SO LOB
Tike Redman, L OBP: 0.277, SLG: 0.371 (1, 8)	2-2 18 G6-3 1B		2-1 18 G6-4-3 1B		0-2 F8		2-2 F7		0-1 FC4-6 1B	5 0 2 0 0 0 1
2 Jack Wilson, R OBP: 0.386, SLG: 0.574 16 Salomon Torres, R Jose Mesa, R Bobby Hill, S OBP: 0.355, SLG: 0.296 (1, 6) (8, 1) (9, 1) (9, PH)	2-2 F8		1-3 K		0-1 F7		1-1 F9		0-1 1B	4 0 0 0 0 0 1 2 0 0 0 0 0 0 0 0 0 0 0 0 0 0 1 0 1 0 0 0 0
18 Jason Kendall, R OBP: 0.444, SLG: 0.422 11 Humberto Cota, R OBP: 0.111, SLG: 0.444 (1, 2) (8, 2)	2-2 G6-3		1-2 G6-4-3 1-2f		1-2 BB 1B			1-2 K	1-1 G5-3	3 0 1 0 0 0 2 2 0 0 0 0 0 1 2
Raul Mondesi, R OBP: 0.345, SLG: 0.453 J.J. Davis, R OBP: 0.200, SLG: 0.111 (1, 9) (8, 9)	0-1 G5-3			0-3 K	4-0 BB			0-3 K FC1-6		2 0 0 0 1 1 1 1 0 0 0 0 0 1 0
Craig Wilson, R OBP: 0.417, SLG: 0.685 (1, 3)		1-3 K		3-1 HBP BB HBP	0-3 K			0-0 FC1-6 1-2f		3 0 0 0 0 2 3
Rob Mackowiak, L OBP: 0.409, SLG: 0.429 (1, 7)		0-1 G4-3 1B		4-1 HBP BB		3-1 F8		0-2 G4-3		3 0 1 0 1 0 1
Chris Stynes, R OBP: 0.268, SLG: 0.282 (1, 5)		0-1 G4-3		1-3 K		0-1 G6-3			0-0 G4-3 1B 2B	4 1 1 0 0 1 3
Jose Castillo, R OBP: 0.382, SLG: 0.357 (1, 4)		4-2 BB		1-1 FC4 HBP	1-2 2-3 HBP	1-3 K			1-0 G4-3	2 0 0 0 1 1 1
Josh Fogg, R Brian Meadows, R Randall Simon, L OBP: 0.214, SLG: 0.231 Brian Boehringer, S 34 John Grabow, L Abraham Nunez, S OBP: 0.368, SLG: 0.389 (1, 1) (1, 1) (4, PH) (5, 1) (7, 1) (7, PH) (8, 8)		0-3 K		1-0 FC4	1-2f		2-3 K		1-0 FC4-6 1B	0 0 0 0 0 0 0 1 0 0 0 0 0 1 2 1 0 0 0 0 0 0 3 0 0 0 0 0 0 0 0 0 0 0 0 0 0 0 0 2 0 1 1 0 1 0

Inning Stats	R: 0	H: 1	E: 0	LOB: 1	K: 0	BB: 0	S: 11	R: 0	H: 1	E: 0	LOB: 2	K: 2	BB: 1	S: 13	R: 0	H: 1	E: 0	LOB: 0	K: 1	BB: 0	S: 9	R: 0	H: 0	E: 0	LOB: 3	K: 2	BB: 1	S: 11	R: 0	H: 1	E: 0	LOB: 2	K: 1	BB: 0	S: 11	R: 0	H: 0	E: 0	LOB: 0	K: 1	BB: 0	S: 9	R: 0	H: 0	E: 0	LOB: 0	K: 1	BB: 0	S: 8	R: 0	H: 0	E: 0	LOB: 1	K: 2	BB: 0	S: 12	R: 1	H: 3	E: 0	LOB: 2	K: 0	BB: 0	S: 9	P: 12	1B: 6	SF: 0	2B: 1	SAC: 0	3B: 0	DP: 1	HR: 0	HBP: 2
Sergio Mitre, R ERA: 2.89 (1, 1)	6.0	WLS	BF	H	R	ER	SO	BB	IBB	HBP	BLK	WP	HR	S	P	ERA	WHIP																																																							
43 Michael Wuerztz, R ERA: 10.57 (7, 1)	1.0	3	0	0	0	1	0	0	0	0	0	0	0	8	13	0.00	0.000																																																							
Francis Beltran, R ERA: 4.91 (8, 1)	1.0	4	0	0	0	2	0	0	0	0	0	1	0	12	13	0.00	0.000																																																							
Joe Borowski, R ERA: 9.0 (9, 1)	1.0	6	3	1	1	0	0	0	0	0	0	0	0	9	12	9.00	3.000																																																							

Chicago Cubs @ Pittsburgh Pirates
PNC Park, Pittsburgh, PA
Wed Apr 21 2004, 7:05 PM EDT
Att. 9,933 - Overcast - 75 F

AB	34
R	1
H	7
RBI	1
BB	3
SO	10
LOB	21

P

WP: 1	PA: 39
PB: 0	
SB: 0	
CS: 0	

livebaseballscorecards.com

Batter	1	2	3	4	5	6	7	8	9	AB R H RBI BB SO LOB	TOP	
D'Angelo Jimenez, S OBP: 0.338, SLG: 0.295 (1, 4)	2-2 P2		2-2 1B BB BB 1B	1-0 CS	2-2 F9		1-1 F9		3-2 FC4	5 1 1 1 0 0 1		
Barry Larkin, R OBP: 0.302, SLG: 0.286 (1, 6)	1-2 1B		4-2 BB 1B 1-2 FC6-4 BB		0-0 HR		0-0 G1-3		0-2 F9	4 2 2 0 1 0 2		
Sean Casey, L OBP: 0.471, SLG: 0.650 (1, 3)	2-0 F7		0-0 FC6-4 BB 1-2 2-3 1B		0-0 E1		0-1 G1-3		1-1 1B	5 1 2 0 0 0 2		
Adam Dunn, L OBP: 0.530, SLG: 0.898 (1, 7)	0-1 1B		4-2 FC6-4 BB 1-2 2-3 3-H		3-1 HR			2-3 K	3-2 P6	4 1 2 4 1 1 3		
Austin Kearns, R OBP: 0.286, SLG: 0.326 (1, 9)	4-1 BB		2-2 FC6-4 1-2f 2-3 3-H		1-1 G5-3			1-2 G4-3		3 0 0 1 1 0 2		
Jason LaRue, R OBP: 0.234, SLG: 0.214 (1, 2)	1-2 G1-3		1-1 G5-4-3 1-2f		0-1 P6			1-2 G5-3		4 0 0 0 0 0 5		
Wily Mo Peña, R OBP: 0.409, SLG: 0.611 Danny Graves, R (9, 1)		0-0 F8		0-2 G6-3		0-3 K			4-2 1B FC4 BB	3 1 0 0 1 1 0 0 0 0 0 0 0 0	AB 35 R 6 H 8 RBI 6 BB 5 SO 5 LOB 17	
6 Ryan Freel, R OBP: 0.279, SLG: 0.390 (9, 8)		3-3 K		4-1 CS BB		1-1 G6-3			2-2 F8	3 0 0 0 1 1 1		
Paul Wilson, R OBP: 0.125, SLG: 0.125 Jason Romano, R OBP: 0.111, SLG: 0.111 John Riedling, R (6, PH) Todd Jones, L (8, 1) Juan Castro, R OBP: 0.313, SLG: 0.419 (9, PH) (9, 5)		2-3 K		1-3 K		2-0 F9			2-1 1B FC4 1-3 1B	2 0 0 0 0 0 2 1 1 0 1 0 1 0 0 0 0 0		
Inning Stats	R: 0 H: 2 E: 0 LOB: 3 K: 0 BB: 1 S: 15 P: 25	R: 0 H: 0 E: 0 LOB: 0 K: 2 BB: 0 S: 7 P: 12	R: 2 H: 2 E: 0 LOB: 1 K: 0 BB: 2 S: 16 P: 28	R: 0 H: 0 E: 0 LOB: 0 K: 1 BB: 1 S: 7 P: 13	R: 3 H: 2 E: 1 LOB: 0 K: 0 BB: 0 S: 11 P: 17	R: 0 H: 0 E: 0 LOB: 0 K: 1 BB: 0 S: 6 P: 9	R: 0 H: 0 E: 0 LOB: 0 K: 0 BB: 0 S: 5 P: 6	R: 0 H: 0 E: 0 LOB: 0 K: 1 BB: 0 S: 10 P: 14	R: 1 H: 2 E: 0 LOB: 3 K: 0 BB: 1 S: 21 P: 35	1B: 7 SF: 0 2B: 0 SAC: 0 3B: 0 DP: 1 HR: 1 HBP: 0	WP: 0 PA: 41 PB: 0 SB: 0 CS: 1	
PITCHER	IP WLS BF H R ER SO BB IBB HBP BLK WP HR S P ERA WHIP											
Kip Wells, R ERA: 3.0 (1, 1)	5.0 L 24 6 5 4 3 4 0 0 0 0 0 1 56 95 7.20 2.000											
Brian Meadows, R ERA: 1.69 (6, 1)	1.0 3 0 0 0 1 0 0 0 0 0 0 0 6 9 0.00 0.000											
34 John Grabow, L ERA: 2.45 (7, 1)	2.0 6 0 0 0 1 0 0 0 0 0 0 0 15 20 0.00 0.000											
16 Salomon Torres, R ERA: 6.75 (9, 1)	0.2 5 1 1 1 0 1 0 0 0 0 0 0 16 26 13.50 3.000											
37 Mike Johnston, L ERA: (9, 1)	0.1 2 1 0 0 0 0 0 0 0 0 0 0 5 9 0.00 3.000											

Cincinnati Reds @ Pittsburgh Pirates
PNC Park, Pittsburgh, PA
Fri Apr 23 2004, 7:05 PM EDT
Att. 17,350 - Cloudy - 61 F

livebaseballscorecards.com



Batter	1	2	3	4	5	6	7	8	9	AB	R	H	RBI	BB	SO	LOB	
Tike Redman, L OBP: 0.271, SLG: 0.373 (1, 8)	1-1 F7		2-2 2 E 2B	1-2 L4		0-2 G4-3		1-2 G3		5	1	1	0	0	0	0	
2 Jack Wilson, R OBP: 0.403, SLG: 0.593 (1, 6)	2-2 G4-3		0-0 E5 18 BB 1B	0-1 18 BB 1B		1-1 G1-3		0-0 2B		5	1	3	0	0	0	0	
18 Jason Kendall, R OBP: 0.458, SLG: 0.417 (1, 2)	2-1 FC5-4 HBP		2-1 2B FC6 1B	4-1 1-2 BB		0-1 G6-3		2-0 G6-3		3	1	1	1	1	0	1	
Raul Mondesi, R OBP: 0.333, SLG: 0.448 (1, 7)	0-0 FC5-4		1-0 FC6 2B	0-0 F8		1-1 F8		3-3 K		5	0	1	0	0	1	4	
Randall Simon, L OBP: 0.212, SLG: 0.226 (1, 3)		0-1 F7	1-1 G1-3		0-0 2B G3 1B		0-2 P6		0-0 G3		5	1	1	0	0	0	3
Craig Wilson, R OBP: 0.438, SLG: 0.696 (1, 9)		2-1 1B HBP	0-0 FC6 1B		2-2 G3 1-3 2B		4-1 BB				2	0	1	1	1	0	1
Bobby Hill, S OBP: 0.371, SLG: 0.323 (1, 4)		0-0 1B	2-2 1B		2-1 G3		0-3 K				4	0	2	1	0	1	2
Chris Stynes, R OBP: 0.244, SLG: 0.256 (1, 5)		0-0 F7	0-3 K		0-1 G6-3		1-3 K				4	0	0	0	0	2	5
Kip Wells, R OBP: 0.333, SLG: 0.687 (5, PH)	1-1 F7			0-0 G5-3		2-0 F8		2-3 K		2	0	0	0	0	0	2	
Rob Mackowiak, R OBP: 0.490, SLG: 0.417 (6, 1)										1	0	0	0	0	0	1	
Brian Meadows, R (7, 1)										0	0	0	0	0	0	0	
34 John Grabow, L (7, 1)										0	0	0	0	0	0	0	
Abraham Nunez, S (8, PH)										1	0	0	0	0	1	0	
16 Salomon Torres, R (9, 1)										0	0	0	0	0	0	0	
37 Mike Johnston, L (9, 1)										0	0	0	0	0	0	0	

Inning Stats	R: 0	H: 0	E: 0	K: 0	S: 9	H: 0	LOB: 1	BB: 0	P: 14	R: 0	H: 1	E: 0	K: 0	S: 7	L: 1	LOB: 2	BB: 0	P: 10	R: 3	H: 5	E: 1	K: 1	S: 18	L: 2	LOB: 2	BB: 0	P: 26	R: 0	H: 1	E: 0	K: 0	S: 8	L: 2	LOB: 1	BB: 0	P: 15	R: 1	H: 2	E: 0	K: 0	S: 9	H: 0	LOB: 0	BB: 0	P: 8	R: 0	H: 0	E: 0	K: 1	S: 10	L: 0	LOB: 1	BB: 1	P: 15	R: 0	H: 0	E: 0	K: 2	S: 13	L: 0	LOB: 0	BB: 0	P: 17	R: 0	H: 1	E: 0	K: 1	S: 6	L: 1	LOB: 1	BB: 0	P: 11	1B: 6	SF: 0	2B: 4	SAC: 0	3B: 0	DP: 0	HR: 0	HBP: 2	WP: 0	PA: 41	PB: 0	SB: 0	CS: 0	ERA	WHIP
PITCHER	IP	WLS	BF	H	R	ER	SO	BB	IBB	HBP	BLK	WP	HR	S	P	ERA	WHIP											ERA	WHIP																																																										
Paul Wilson, R (1, 1)	5.0	W	27	9	4	4	1	1	0	0	0	0	0	51	78	7.20	2.000																																																																						
John Riedling, R (6, 1)	2.0	H	7	0	0	0	1	1	0	0	0	0	0	17	23	0.00	0.500																																																																						
Todd Jones, R (8, 1)	1.0	H	3	0	0	0	2	0	0	0	0	0	0	13	17	0.00	0.000																																																																						
Danny Graves, R (9, 1)	1.0	S	4	1	0	0	1	0	0	0	0	0	0	6	11	0.00	1.000																																																																						

BOTTOM

Cincinnati Reds @ Pittsburgh Pirates
PNC Park, Pittsburgh, PA

Fri Apr 23 2004, 7:05 PM EDT
Att: 17,350 - Cloudy - 61 F

livebaseballscorecards.com

AB	37
R	4
H	10
RBI	3
BB	2
SO	5
LOB	19

Batter 1 2 3 4 5 6 7 8 9 AB R H RBI BB SO LOB TOP

D'Angelo Jimenez, S OBP: 0.375, SLG: 0.369 (1, 4)	3-3 F C K		HR BB		2-1 2B 1B		2-2 S 1B		4-2 G6-2-3 BB 1-2 2-3 3-H	4 2 3 3 2 1 0
Barry Larkin, R OBP: 0.322, SLG: 0.327 (1, 6)	0-1 G3-1 1B		1B L9		1-0 1-H 2B		2-0 F9 1-2		0-0 G6-2-3	6 1 3 1 0 0 7
Ken Griffey Jr., L OBP: 0.353, SLG: 0.475 (1, 8)	0-1 G3-1 1-2		0-0 1-H 2B 2B		1-1 2B 1B		2-2 F7		0-1 F8	6 1 2 1 0 1 5
Sean Casey, L OBP: 0.479, SLG: 0.677 (1, 3)	3-1 F7		3-1 F8 2-H 2B 2B		0-1 1-H 2B		0-0 FC6-4 1B		0-0 G6-3	5 1 3 1 0 0 1
Adam Dunn, L OBP: 0.535, SLG: 0.863 (1, 7)		1-1 1B 1B E HBP	4-0 1B F8 BB BB		4-0 IBB		3-3 K		1-3 K	2 2 0 0 2 2 1
Austin Kearns, R OBP: 0.279, SLG: 0.333 (1, 9)		2-3 K	1-1 F8		2-2 L4		0-0 P4		3-2 SH E 2B	5 1 1 0 0 1 6
Jason LaRue, R OBP: 0.235, SLG: 0.217 (1, 2)		2-0 E 1B 1-2	0-0 G5-3		0-1 G6-3		0-1 FC6-4 1-2f		2-1 SH HBP E BB 2-3	4 1 1 0 0 0 5
Juan Castro, R OBP: 0.324, SLG: 0.400 (1, 5)		2-1 E9 G5-4-3 1B 1-3 2-H	4-0 BB 1B IBB				2-3 K		2-2 E7 BB G6-2-3 HBP 1-2 2-3 3-H	4 0 1 0 1 1 1
Jimmy Haynes, R Wily Mo Peña, R Todd Van Poppel, R Ryan Wagner, R Jason Romano, R Brian Roth, R Todd Jones, L B Ryan Freel, R Javier Valentin, S Danny Graves, R		1-2 G5-4-3	2-2 BB 1B				2-2 P6-3		2-2 G5-3	

Inning Stats	R: 0 E: 0 K: 1 S: 14	H: 1 LOB: 1 BB: 0 P: 20	R: 1 E: 1 K: 1 S: 10	H: 2 LOB: 1 BB: 0 P: 18	R: 5 E: 0 K: 0 S: 17	H: 5 LOB: 3 BB: 3 P: 37	R: 0 E: 0 K: 0 S: 9	H: 2 LOB: 2 BB: 1 P: 16	R: 1 E: 0 K: 1 S: 12	H: 2 LOB: 1 BB: 0 P: 21	R: 0 E: 0 K: 1 S: 7	H: 1 LOB: 1 BB: 0 P: 10	R: 0 E: 0 K: 0 S: 9	H: 1 LOB: 1 BB: 0 P: 16	R: 0 E: 0 K: 1 S: 6	H: 0 LOB: 0 BB: 0 P: 7	R: 2 E: 1 K: 1 S: 18	H: 1 LOB: 3 BB: 1 P: 31	1B: 9 2B: 5 3B: 0 HR: 1	SF: 0 SAC: 1 DP: 2 HBP: 2	WP: 0 PB: 0 SB: 1 CS: 0	PA: 48
PITCHER Kris Benson, R ERA: 3.91	IP: 5.0 WLS: L BF: 30 H: 12 R: 7 ER: 6 SO: 3 BB: 2 IBB: 2 HBP: 1 BLK: 0 WP: 0 HR: 1 S: 62 P: 112 ERA: 10.80 WHIP: 2.800																					
34 John Grabow, L ERA: 2.35	IP: 0.1 WLS: BF: 2 H: 1 R: 0 ER: 0 SO: 1 BB: 0 IBB: 0 HBP: 0 BLK: 0 WP: 0 HR: 0 S: 4 P: 7 ERA: 0.00 WHIP: 3.000																					
16 Salomon Torres, R ERA: 5.59	IP: 1.2 WLS: BF: 6 H: 1 R: 0 ER: 0 SO: 0 BB: 0 IBB: 0 HBP: 0 BLK: 0 WP: 0 HR: 0 S: 12 P: 19 ERA: 0.00 WHIP: 0.600																					
37 Mike Johnston, L ERA:	IP: 1.0 WLS: BF: 3 H: 0 R: 0 ER: 0 SO: 1 BB: 0 IBB: 0 HBP: 0 BLK: 0 WP: 0 HR: 0 S: 6 P: 7 ERA: 0.00 WHIP: 0.000																					
Jason Boyd, R ERA: 4.0	IP: 9.0 WLS: BF: 5 H: 1 R: 2 ER: 1 SO: 0 BB: 1 IBB: 0 HBP: 1 BLK: 0 WP: 0 HR: 0 S: 13 P: 25 ERA: ∞ WHIP: ∞																					
PITCHER Brian Boehringer, R ERA: 7.04	IP: 1.0 WLS: BF: 2 H: 0 R: 0 ER: 0 SO: 1 BB: 0 IBB: 0 HBP: 0 BLK: 0 WP: 0 HR: 0 S: 5 P: 6 ERA: 0.00 WHIP: 0.000																					

Cincinnati Reds @ Pittsburgh Pirates
PNC Park, Pittsburgh, PA
Sat Apr 24 2004, 7:05 PM EDT
Att. 24,732 - Cloudy - 65 F

livebaseballscorecards.com

AB	40
R	9
H	15
RBI	7
BB	5
SO	6
LOB	28



BOTTOM

Cincinnati Reds @ Pittsburgh Pirates
PNC Park, Pittsburgh, PA
Sat Apr 24 2004, 7:05 PM EDT
Att: 24,732 - Cloudy - 65 F

AB 38
R 7
H 16
RBI 7
BB 3
SO 5
LOB 16



WP: 0 PA: 44
PB: 0
SB: 0
CS: 0
ERA 9.00 WHIP 2.000

AB R H RBI BB SO LOB

5 0 1 0 0 0 4

5 1 1 0 0 1 2

5 1 2 0 0 0 2

5 1 3 1 0 0 1

4 3 2 1 1 1 3

4 1 2 1 1 1 1

1 0 1 0 0 0 0
2 0 0 1 1 2 1

5 0 2 1 0 0 2

1B: 14 SF: 2
2B: 1 SAC: 0
3B: 0 DP: 2
HR: 1 HBP: 1

2 0 2 1 0 0 0
0 0 0 1 0 0 0
0 0 0 0 0 0 0
0 0 0 0 0 0 0
0 0 0 0 0 0 0
0 0 0 0 0 0 0
0 0 0 0 0 0 0
0 0 0 0 0 0 0
0 0 0 0 0 0 0

Table with 10 columns (Batter 1-9) and 10 rows of game data. Each cell contains a batter's name, statistics, and a baseball diamond diagram showing the play. Batter 1: Tike Redman, L; Batter 2: Jack Wilson, R; Batter 3: Jason Kendall, R; Batter 4: Raul Mondesi, R; Batter 5: Rob Mackowiak, L; Batter 6: Craig Wilson, R; Batter 7: Randall Simon, L; Batter 8: J.J. Davis, R; Batter 9: Jose Castillo, R. Includes a list of pitchers at the bottom of the batter column.

Inning Stats table with columns for Inning (1-9) and rows for R, H, E, K, S, LOB, BB, P. Includes a PITCHER table with columns for IP, WLS, BF, H, R, ER, SO, BB, IBB, HBP, BLK, WP, HR, S, P, ERA, WHIP. Lists pitchers: Jimmy Haynes, R; Todd Van Poppel, R; Ryan Wagner, R; Brian Reith, R; Todd Jones, R; Danny Graves, R.

Batter	1	2	3	4	5	6	7	8	9	AB R H RBI BB SO LOB	TOP
D'Angelo Jimenez, S OBP: 0.381, SLG: 0.368 (1, 4)	2-2 F9		1-1 1B			3-2 G4-3		4-2 BB		3 0 1 0 1 0 0	Cincinnati Reds @ Pittsburgh Pirates PNC Park, Pittsburgh, PA Sun Apr 25 2004, 1:35 PM EDT Att. 13,264 - Overcast - 65 F
Barry Larkin, R OBP: 0.317, SLG: 0.322 (1, 6)	1-0 G1-6-3		1-3 K			2-1 G3-6-3 1B		0-2 F9		4 0 1 0 0 1 3	
Ken Griffey Jr., L OBP: 0.333, SLG: 0.444 (1, 8)	0-2 G5-3				0-0 G1-3	0-2 G3-6-3 1-2f		0-3 K		4 0 0 0 0 1 2	
Sean Casey, L OBP: 0.481, SLG: 0.681 (1, 3)		1-3 K			1-1 1B		1-0 1B 2B		0-0 G3-1	4 0 2 0 0 1 0	
Adam Dunn, L OBP: 0.507, SLG: 0.800 (1, 7)		2-3 K			2-3 K		3-3 K		0-0 G6-3	4 0 0 0 0 3 2	
Javier Valentin, S OBP: 0.188, SLG: 0.071 (1, 2)		0-1 G4-3			1-1 G5-3		1-0 F9		3-2 L9	4 0 0 0 0 0 2	
Wily Mo Peña, R OBP: 0.423, SLG: 0.591 (1, 9)			0-1 1B SH3-4 1B		2-2 G4-3		3-2 1B			3 0 2 0 0 0 0 0 0 0 0 0 0 0	
Phil Norton, R (7, 1)											
Juan Castro, R OBP: 0.300, SLG: 0.368 (1, 5)		1 SAFE K	0-3 K		0-0 P4		0-3 K			3 0 0 0 0 2 3	
Jose Acevedo, R OBP: 0.250, SLG: 0.143 (1, 1)			0-2 SH3-4		0-3 K			1-3 K2-3		1 0 0 0 0 1 0 1 0 0 0 0 1 0	
Jason Romano, R OBP: 0.091, SLG: 0.091 (7, 9)			1-2								
Inning Stats	R: 0 E: 0 K: 0 S: 7 H: 0 LOB: 0 BB: 0 P: 10	R: 0 E: 0 K: 2 S: 9 H: 0 LOB: 0 BB: 0 P: 12	R: 0 E: 0 K: 2 S: 13 H: 2 LOB: 2 BB: 0 P: 15	R: 0 E: 0 K: 1 S: 8 H: 1 LOB: 1 BB: 0 P: 12	R: 0 E: 0 K: 1 S: 8 H: 0 LOB: 0 BB: 0 P: 10	R: 0 E: 0 K: 0 S: 9 H: 1 LOB: 0 BB: 0 P: 14	R: 0 E: 0 K: 2 S: 12 H: 2 LOB: 2 BB: 0 P: 20	R: 0 E: 0 K: 2 S: 11 H: 0 LOB: 1 BB: 1 P: 16	R: 0 E: 0 K: 0 S: 5 H: 0 LOB: 0 BB: 0 P: 8	1B: 5 2B: 1 3B: 0 HR: 0 SF: 0 SAC: 1 DP: 1 HBP: 0	WP: 0 PB: 0 SB: 0 CS: 0 PA: 33
PITCHER Oliver Pérez, L ERA: 1.74 (1, 1)	IP: 9.0 WLS: W BF: 33 H: 6 R: 0 ER: 0 SO: 10 BB: 1 IBB: 0 HBP: 0 BLK: 0 WP: 0 HR: 0 S: 82 P: 117 ERA: 0.00 WHIP: 0.778										

AB	31
R	0
H	6
RBI	0
BB	1
SO	10
LOB	12



Batter	1	2	3	4	5	6	7	8	9	AB	R	H	RBI	BB	SO	LOB	
Tike Redman, L OBP: 0.253, SLG: 0.342 (1, 8)	2-1 P5		0-0 F9		0-1 G3-1		2-3 K			4	0	0	0	0	1	2	
2 Jack Wilson, R OBP: 0.380, SLG: 0.559 (1, 6)	1-2 F9		2-0 2B		1-3 K2-3		0-1 G5-4-3			4	0	1	1	0	1	1	
Raul Mondesi, R OBP: 0.375, SLG: 0.470 (1, 9)	0-2 G5-3		4-0 BB		2-1 1B			2-2 G1-3 1B FC4 1B		3	1	2	0	1	0	0	
Craig Wilson, R OBP: 0.438, SLG: 0.656 (1, 3)		1-3 K	2-3 K		0-0 P6			2-0 FC4 G1-3 1-2 1B		4	0	1	0	0	2	3	
Rob Mackowiak, L OBP: 0.407, SLG: 0.545 (1, 7)		0-0 HR		0-2 F7		0-1 G6-3		0-1 G1-3		4	1	1	1	0	0	2	
11 Humberto Cota, R OBP: 0.308, SLG: 0.750 (1, 2)		2-3 K		2-2 WP HR 1B		0-0 HR		4-0 FC4 IBB		3	2	2	1	1	1	0	
Chris Stynes, R OBP: 0.224, SLG: 0.234 (1, 5)		1-2 G6-3		2-3 K		2-3 K		0-1 FC4 FC4-6		4	0	0	1	0	2	3	
Jose Castillo, R OBP: 0.395, SLG: 0.459 (1, 4)			0-1 SH1-4 2B 1B		2-2 HR		1-3 K		0-2 FC4-6		4	2	2	2	0	1	2
Oliver Pérez, L OBP: 0.500, SLG: 0.500 (1, 1)			0-1 SH1-4		2-3 K		0-0 G5-4-3 1B			2	0	1	0	0	1	0	

Inning Stats	R: 0	H: 0	E: 0	K: 0	S: 9	R: 1	H: 1	E: 0	K: 2	S: 10	R: 1	H: 2	E: 0	K: 1	S: 10	R: 2	H: 2	E: 0	K: 2	S: 16	R: 0	H: 1	E: 0	K: 1	S: 10	R: 1	H: 1	E: 0	K: 2	S: 10	R: 0	H: 1	E: 0	K: 1	S: 7	R: 1	H: 2	E: 0	K: 0	S: 11
	LOB: 0	BB: 0	P: 12	LOB: 0	BB: 0	P: 14	LOB: 2	BB: 1	P: 18	LOB: 0	BB: 0	P: 24	LOB: 1	BB: 0	P: 13	LOB: 0	BB: 0	LOB: 0	BB: 0	P: 13	LOB: 0	BB: 0	LOB: 0	BB: 0	P: 9	LOB: 2	BB: 1	P: 19	1B: 6	SF: 0	2B: 1	SAC: 1	3B: 0	DP: 1	HR: 3	HBP: 0				

PITCHER	IP	WLS	BF	H	R	ER	SO	BB	IBB	HBP	BLK	WP	HR	S	P	ERA	WHIP
Jose Acevedo, R (1, 1)	6.0	L	26	7	5	5	8	1	0	0	0	1	3	65	94	7.50	1.333
Phil Norton, L (7, 1)	2.0		9	3	1	1	1	0	1	0	0	0	0	18	28	4.50	1.500

BOTTOM

Cincinnati Reds @ Pittsburgh Pirates
PNC Park, Pittsburgh, PA
Sun Apr 25 2004, 1:35 PM EDT
Att. 13,264 - Overcast - 65 F

AB	32
R	6
H	10
RBI	6
BB	2
SO	9
LOB	13



WP	HR	S	P	ERA	WHIP
1	3	65	94	7.50	1.333
0	0	18	28	4.50	1.500

Batter	1	2	3	4	5	6	7	8	9	AB	R	H	RBI	BB	SO	LOB	TOP								
D'Angelo Jimenez, S OBP: 0.382, SLG: 0.361 (1, 4)	1-1 G4-3	0-1 SAFE G6-4-3 1B		4-2 G3-6-1 BB			3-2 F9		1-3 K	4	0	1	0	1	1	0	<p>Cincinnati Reds @ Pittsburgh Pirates PNC Park, Pittsburgh, PA Mon Apr 26 2004, 7:05 PM EDT Att: 8,579 - Cloudy - 61 F</p>								
Barry Larkin, R OBP: 0.324, SLG: 0.317 (1, 6)	1-3 K	2-1 G6-4-3		1-3 K			4-2 E 2B BB		1-2 1B	4	1	1	0	1	2	3									
Ken Griffey Jr., L OBP: 0.325, SLG: 0.426 (1, 8)	0-0 HR 1B		0-1 G3	0-0 G3-6-1			1-1 L8		1-3 K	5	1	1	0	0	1	3									
Sean Casey, L OBP: 0.476, SLG: 0.699 (1, 3)	2-1 1-H HR		4-1 6 3B BB		0-1 F7		0-0 E4 2B		2-0 F7	4	3	1	2	1	0	2									
Adam Dunn, L OBP: 0.506, SLG: 0.793 (1, 7)	4-0 HBP BB		2-3 K		0-0 G4-3		1-2 6 S 1-H 2-H 2B			3	0	1	2	1	1	1									
Austin Kearns, R OBP: 0.290, SLG: 0.333 (1, 9)	1-2 HBP		2-1 1-H 3B		1-3 K		2-3 K			0	0	0	0	0	0	0									
6 Ryan Freel, R OBP: 0.292, SLG: 0.419 (2, 9)	1-2 HBP									3	0	1	1	0	2	1									
Brandon Larson, R OBP: 0.500, SLG: 0.333 (1, 5)	1-3 K		4-2 BB BB			2-2 L6-3 1B		1-0 G6-3	3	0	1	0	1	1	2										
Todd Jones, L (8, 1)										0	0	0	0	0	0	0									
Danny Graves, R (9, 1)										0	0	0	0	0	0	0									
Jason LaRue, R OBP: 0.255, SLG: 0.208 (1, 2)		4-0 1B BB	4-2 1B BB	1-2 BB		2-2 L6-3		1-0 L6	2	0	0	0	2	0	1										
39 Aaron Harang, R (1, 1)			1-3 K	0-3 K		0-3 K		2-3 K	3	0	0	0	0	3	4										
John Riedling, R (7, 1)										0	0	0	0	0	0										
Juan Castro, R OBP: 0.293, SLG: 0.359 (8, PH) (8, 5)										1	0	0	0	0	1	0									
Inning Stats	R: 2 E: 0 K: 2 S: 13	H: 2 LOB: 2 BB: 1 P: 23	R: 0 E: 0 K: 1 S: 7	H: 1 LOB: 1 BB: 1 P: 14	R: 1 E: 0 K: 2 S: 15	H: 1 LOB: 3 BB: 3 P: 31	R: 0 E: 0 K: 1 S: 6	H: 0 LOB: 0 BB: 1 P: 11	R: 0 E: 0 K: 1 S: 6	H: 0 LOB: 0 BB: 0 P: 7	R: 0 E: 0 K: 1 S: 13	H: 1 LOB: 0 BB: 0 P: 17	R: 2 E: 1 K: 1 S: 16	H: 1 LOB: 1 BB: 1 P: 27	R: 0 E: 0 K: 1 S: 5	H: 0 LOB: 0 BB: 0 P: 9	R: 0 E: 0 K: 2 S: 12	H: 1 LOB: 1 BB: 0 P: 17	1B: 4 2B: 2 3B: 1 HR: 1	SF: 0 SAC: 0 DP: 3 HBP: 1	WP: 0 PB: 0 SB: 1 CS: 0	PA: 40			
PITCHER	IP	WLS	BF	H	R	ER	SO	BB	IBB	HBP	BLK	WP	HR	S	P	ERA	WHIP								
Ryan Vogelsong, R ERA: 9.0 (1, 1)	4.0	L	21	4	3	3	6	6	0	1	0	0	1	41	79	6.75	2.500								
Brian Meadows, R ERA: 1.42 (5, 1)	2.0		6	1	0	0	2	0	0	0	0	0	0	19	24	0.00	0.500								
34 John Grabow, L ERA: 2.08 (7, 1)	1.0		6	1	2	0	1	1	0	0	0	0	0	16	27	0.00	2.000								
Brian Boehringer, R ERA: 6.23 (8, 1)	1.0		3	0	0	0	1	0	0	0	0	0	0	5	9	0.00	0.000								
Jose Mesa, R ERA: (9, 1)	1.0		4	1	0	0	2	0	0	0	0	0	0	12	17	0.00	1.000								

livebaseballscorecards.com



Batter	1	2	3	4	5	6	7	8	9	AB	R	H	RBI	BB	SO	LOB
Tike Redman, L OBP: 0.238, SLG: 0.321 (1, 8)	L8 3-2		F7 1-2	FC6-4 0-2			G4-3 1-1		G3 0-1	5	0	0	0	0	0	3
2 Jack Wilson, R OBP: 0.408, SLG: 0.603 (1, 6)	G5-3 1-2		BB 1B 1-2		18 G6-3 3B 0-0		1B 0-1		1B 2-1	5	1	4	0	0	0	0
18 Jason Kendall, R OBP: 0.420, SLG: 0.397 (1, 2)	G1-3 1-2		K 2-2		G6-3 2-2		L8 1-2		G3 1-2	5	0	0	1	0	1	4
Raul Mondesi, R OBP: 0.382, SLG: 0.464 (1, 7)		CI 1B 1-2	BB 1-2 2-3		K 2-3		P4 3-2			3	0	1	0	1	1	1
Rob Mackowiak, L OBP: 0.379, SLG: 0.500 (1, 5)		K 1-3	F7 1-1		G4-3 1-2			K 2-2		4	0	0	0	0	2	4
Craig Wilson, R OBP: 0.455, SLG: 0.735 (1, 9)		K 2-3		FC4-6 1B 0-0		HR 0-1		3B 1-0		4	1	3	1	0	1	1
Carlos Rivera, L (1, 3)		CI FC6-4 1-2		FC4-6 1B 1-2f		G1-3 0-2		K 1-3		3	0	0	0	0	1	2
Jose Castillo, R OBP: 0.383, SLG: 0.439 (1, 4)		FC6-4 1-2f		FC6-4 1B 1-2		G1-3 2-1		K 2-3		4	0	1	0	0	1	3
Ryan Vogelsong, R (1, 1) Bobby Hill, S (4, PH) Brian Meadows, R (5, 1) J.J. Davis, R (6, PH) 34 John Grabow, L (7, 1) Brian Boehringer, S (8, 1) Jose Mesa, R (9, PH) Abraham Nunez, S (9, PH)			BB 1B 2 3-2		K 0-3		G3-1 0-2		G4-3 1-0	1	0	1	0	0	0	0

Inning Stats	R: 0	H: 0	E: 0	K: 11	S: 11	R: 0	H: 1	E: 1	K: 2	S: 13	R: 0	H: 2	E: 0	K: 1	S: 10	R: 1	H: 1	E: 0	K: 1	S: 12	R: 1	H: 1	E: 0	K: 0	S: 11	R: 0	H: 1	E: 0	K: 3	S: 10	R: 0	H: 1	E: 0	K: 0	S: 11	R: 0	H: 1	E: 0	K: 0	S: 8	1B: 7	SF: 0	2B: 0	SAC: 0	3B: 2	DP: 0	HR: 1	HBP: 0	WP: 0	PA: 39
--------------	------	------	------	-------	-------	------	------	------	------	-------	------	------	------	------	-------	------	------	------	------	-------	------	------	------	------	-------	------	------	------	------	-------	------	------	------	------	-------	------	------	------	------	------	-------	-------	-------	--------	-------	-------	-------	--------	-------	--------

PITCHER	IP	WLS	BF	H	R	ER	SO	BB	IBB	HBP	BLK	WP	HR	S	P	ERA	WHIP
39 Aaron Harang, R ERA: 3.52 (1, 1)	6.0	W	27	7	2	2	5	1	0	0	0	0	1	71	103	3.00	1.333
John Riedling, R ERA: 0.93 (7, 1)	1.0	H	4	1	0	0	0	0	0	0	0	0	0	10	15	0.00	1.000
Todd Jones, R ERA: 3.0 (8, 1)	1.0	H	4	1	0	0	3	0	0	0	0	0	0	11	17	0.00	1.000
Danny Graves, R ERA: 4.09 (9, 1)	1.0	S	4	1	0	0	0	0	0	0	0	0	0	8	12	0.00	1.000

BOTTOM	
AB	37
R	2
H	10
RBI	2
BB	1
SO	8
LOB	20



PITCHER	IP	WLS	BF	H	R	ER	SO	BB	IBB	HBP	BLK	WP	HR	S	P	ERA	WHIP
39 Aaron Harang, R ERA: 3.52 (1, 1)	6.0	W	27	7	2	2	5	1	0	0	0	0	1	71	103	3.00	1.333
John Riedling, R ERA: 0.93 (7, 1)	1.0	H	4	1	0	0	0	0	0	0	0	0	0	10	15	0.00	1.000
Todd Jones, R ERA: 3.0 (8, 1)	1.0	H	4	1	0	0	3	0	0	0	0	0	0	11	17	0.00	1.000
Danny Graves, R ERA: 4.09 (9, 1)	1.0	S	4	1	0	0	0	0	0	0	0	0	0	8	12	0.00	1.000

Cincinnati Reds @ Pittsburgh Pirates
PNC Park, Pittsburgh, PA
Mon Apr 26 2004, 7:05 PM EDT
Att. 8,579 - Cloudy - 61 F

livebaseballscores.com

BOTTOM

Houston Astros @ Pittsburgh Pirates
PNC Park, Pittsburgh, PA
 Wed Apr 28 2004, 7:05 PM EDT
 Att. 9,813 - Sunny - 61 F

livebaseballscorecards.com

AB	30
R	4
H	7
RBI	4
BB	2
SO	3
LOB	14



WP:	1	PA:	35
PB:	0	SB:	0
CS:	0		

AB	R	H	RBI	BB	SO	LOB
4	1	1	1	0	0	1

3	1	1	0	0	0	1
---	---	---	---	---	---	---

3	1	1	1	1	0	2
---	---	---	---	---	---	---

4	0	1	2	0	1	1
---	---	---	---	---	---	---

4	0	0	0	0	1	2
---	---	---	---	---	---	---

3	0	1	0	0	1	2
---	---	---	---	---	---	---

0	0	0	0	0	0	0
---	---	---	---	---	---	---

3	1	1	0	1	0	2
---	---	---	---	---	---	---

0	0	0	0	0	0	0
---	---	---	---	---	---	---

4	0	1	0	0	0	3
---	---	---	---	---	---	---

1	0	0	0	0	0	0
---	---	---	---	---	---	---

1	0	0	0	0	0	0
---	---	---	---	---	---	---

0	0	0	0	0	0	0
---	---	---	---	---	---	---

0	0	0	0	0	0	0
---	---	---	---	---	---	---

1B:	5	SF:	0
2B:	2	SAC:	1
3B:	0	DP:	0
HR:	0	HBP:	2

Batter	1	2	3	4	5	6	7	8	9					
Tike Redman, L (1, 8) OBP: 0.239, SLG: 0.318	2-2 1B G6-3		2-1 G4-3		2-2 G6-3		1-2 P4							
2 Jack Wilson, R (1, 6) OBP: 0.413, SLG: 0.592	0-1 1-3 F7		2-2 F8		2-0 HBP			2-1 1B BB 2B						
18 Jason Kendall, R (1, 2) OBP: 0.425, SLG: 0.393	3-1 G6-3			3-2 FC5-4 1B	3-2 G5-3			1-2 BB 2B						
Raul Mondesi, R (1, 9) OBP: 0.375, SLG: 0.466	2-3 K			2-0 F8		2-0 F9		1-2 WP 1-H 2-H 2B						
Rob Mackowiak, L (1, 7) OBP: 0.355, SLG: 0.462		0-0 G4-3		1-2 FC5-4 1-2f		0-0 B1-3		0-3 K						
Craig Wilson, R (1, 3) OBP: 0.457, SLG: 0.732		1-0 2B		2-0 G1-3		3-1 HBP		1-3 K						
Jose Mesa, R (9, 1)								2-3 K						
Bobby Hill, S (1, 4) OBP: 0.390, SLG: 0.314		1-0 F7				0-0 SH1-4 1B G6-3 1B		4-0 IBB						
Jose Castillo, R (9, 4) OBP: 0.383, SLG: 0.439														
Chris Stynes, R (1, 5) OBP: 0.226, SLG: 0.235		1-1 G5-3				1-2 SH1-4 1B		0-0 G4-3						
Josh Fogg, R (1, 1)			2-1 G6-3											
Abraham Nunez, S (7, PH) OBP: 0.304, SLG: 0.333					1-1 SH1-4									
16 Salomon Torres, R (8, 1)							0-0 L8							
Carlos Rivera, L (9, 3)														
Inning Stats	R: 1 E: 1 K: 1 S: 11	H: 1 LOB: 0 BB: 0 P: 18	R: 0 E: 0 K: 0 S: 5	H: 1 LOB: 1 BB: 0 P: 8	R: 0 E: 0 K: 0 S: 7	H: 1 LOB: 1 BB: 0 P: 13	R: 0 E: 0 K: 0 S: 6	H: 2 LOB: 2 BB: 0 P: 25	R: 0 E: 0 K: 0 S: 4	H: 0 LOB: 1 BB: 0 P: 12	R: 0 E: 0 K: 0 S: 7	H: 0 LOB: 0 BB: 0 P: 9	R: 2 E: 0 K: 2 S: 12	H: 2 LOB: 2 BB: 2 P: 24

PITCHER	IP	WLS	BF	H	R	ER	SO	BB	IBB	HBP	BLK	WP	HR	S	P	ERA	WHIP
44 Roy Oswalt, R (1, 1) ERA: 2.48	7.0	L	31	7	4	3	1	1	0	0	0	0	0	61	110	3.86	1.143
Mike Gallo, L (8, 1) ERA:	0.1		1	0	0	0	1	0	0	0	0	0	0	3	3	0.00	0.000
41 Brandon Backe, R (8, 1) ERA: 2.61	0.2		3	0	0	0	1	0	1	0	0	1	0	4	9	0.00	0.000

Batter	1	2	3	4	5	6	7	8	9	AB	R	H	RBI	BB	SO	LOB	TOP					
Craig Biggio, R (1, 8) OBP: 0.375, SLG: 0.543 16 Jason Lane, R (9, 8) OBP: 0.600, SLG: 0.556	0-0 L7		0-0 FC6-4 1B		1-3 K		0-1 G6-4-3			4	0	1	0	0	1	3						
28 Adam Everett, R (1, 6) OBP: 0.330, SLG: 0.366	0-1 G3		2-2 FC6-4		2-1 F7			1-1 G6-3		4	0	0	0	0	0	1						
5 Jeff Bagwell, R (1, 3) OBP: 0.459, SLG: 0.566	2-2 2B			4-2 G5-6-3 HBP		0-0 F9		3-2 G6-3		3	0	1	0	0	0	0						
Jeff Kent, R (1, 4) OBP: 0.302, SLG: 0.423	3-3 K			1-0 G5-6-3		1-1 G5-3		2-3 K		4	0	0	0	0	2	2						
17 Lance Berkman, S (1, 7) OBP: 0.449, SLG: 0.530		2-3 K		2-2 F8			0-1 SF9 1B		4-1 G3-6-3 BB	3	1	1	0	1	1	1						
Richard Hidalgo, R (1, 9) OBP: 0.381, SLG: 0.654		2-3 K		3-2 K			2-1 SF9 1B		1-1 G3-6-3	4	1	1	0	0	2	2						
Mike Lamb, L (1, 5) OBP: 0.389, SLG: 0.667		1-1 G6-3			2-2 F8		4-1 1B SF9 BB		2-3 K	3	0	0	0	1	1	0						
Brad Ausmus, R (1, 2) OBP: 0.319, SLG: 0.379			0-1 G6-3		1-1 SH1-4 1B		3-2 SF9			2	0	1	1	0	0	0						
Andy Pettitte, L (1, 1) Jose Vizcaino, S (7, PH) Dan Miceli, R (7, 1) 54 Brad Lidge, R (8, 1) Octavio Dotel, R (9, 1)			1-2 G2-3		1-1 SH1-4		2-1 G6-4-3 1B			1	0	0	0	0	0	0						
Inning Stats	R: 0 E: 0 K: 1 S: 10	H: 1 LOB: 1 BB: 0 P: 15	R: 0 E: 0 K: 2 S: 10	H: 0 LOB: 0 BB: 0 P: 15	R: 0 E: 0 K: 0 S: 12	H: 1 LOB: 1 BB: 0 P: 15	R: 0 E: 0 K: 1 S: 13	H: 0 LOB: 1 BB: 0 P: 23	R: 0 E: 0 K: 1 S: 11	H: 1 LOB: 1 BB: 0 P: 16	R: 0 E: 0 K: 0 S: 5	H: 0 LOB: 0 BB: 0 P: 8	R: 2 E: 0 K: 0 S: 16	H: 3 LOB: 1 BB: 1 P: 26	R: 0 E: 0 K: 1 S: 8	H: 0 LOB: 0 BB: 0 P: 14	R: 0 E: 0 K: 1 S: 6	H: 0 LOB: 0 BB: 1 P: 13	1B: 4 2B: 2 3B: 0 HR: 0	SF: 1 SAC: 1 DP: 2 HBP: 1	WP: 0 PB: 0 SB: 0 CS: 0	PA: 34
PITCHER	IP	WLS	BF	H	R	ER	SO	BB	IBB	HBP	BLK	WP	HR	S	P	ERA	WHIP					
Kip Wells, R (1, 1) ERA: 2.97	6.1	L	26	5	2	2	5	1	0	1	0	0	0	73	112	2.84	0.947					
34 John Grabow, L (7, 1) ERA: 2.08	0.0		1	1	0	0	0	0	0	0	0	0	0	2	4	∞	∞					
Brian Meadows, R (7, 1) ERA: 1.26	1.2		4	0	0	0	1	0	0	0	0	0	0	10	16	0.00	0.000					
Brian Boehringer, R (9, 1) ERA: 5.59	1.0		3	0	0	0	1	1	0	0	0	0	0	6	13	0.00	1.000					

Houston Astros @ Pittsburgh Pirates
PNC Park, Pittsburgh, PA
Thu Apr 29 2004, 12:35 PM EDT
Att. 19,485 - Sunny - 74 F

livebaseballscorecards.com

AB	29
R	2
H	6
RBI	2
BB	2
SO	7
LOB	9



Batter	1	2	3	4	5	6	7	8	9	AB	R	H	RBI	BB	SO	LOB
Tike Redman, L (1, 8) OBP: 0.228, SLG: 0.303	2-3 K		1-0 F8			1-1 L1		1-1 F8		4	0	0	0	0	1	1
2 Jack Wilson, R (1, 6) OBP: 0.393, SLG: 0.563	1-1 P4			0-2 P6		2-2 F7			1-3 K	4	0	0	0	0	1	0
Raul Mondesi, R (1, 7) OBP: 0.361, SLG: 0.461	4-2 BB			3-2 G5-3 1B			2-1 F7		0-3 K	3	0	1	0	1	1	0
Craig Wilson, R (1, 3) OBP: 0.447, SLG: 0.703	1-1 G1-3			1 SAFE 0-2 G5-3			3-1 HBP		2-3 K	3	0	0	0	0	1	2
J.J. Davis, R (1, 9) OBP: 0.176, SLG: 0.071		0-0 P3		0-1 G1-3			2-3 K			2	0	0	0	0	0	1
Rob Mackowiak, L (7, PH) OBP: 0.349, SLG: 0.453 (8, 9)										1	0	0	0	0	1	1
11 Humberto Cota, R (1, 2) OBP: 0.250, SLG: 0.600		1-1 G5-3			0-2 L3			0-3 K		3	0	0	0	0	1	1
Chris Stynes, R (1, 5) OBP: 0.214, SLG: 0.222		2-1 F9			1-1 F7			1-3 K		3	0	0	0	0	1	0
Jose Castillo, R (1, 4) OBP: 0.367, SLG: 0.419			1-2 G6-3		2-3 K			1-1 F9		2	0	0	0	0	1	0
Abraham Nunez, S (8, PH) OBP: 0.292, SLG: 0.318 (9, 4)										1	0	0	0	0	0	0
Kip Wells, R (1, 1) OBP: 0.250, SLG: 0.500			2-2 F8					3-1 1B		2	0	0	0	0	1	0
34 John Grabow, L (7, 1)						0-3 K2-3				0	0	0	0	0	0	0
Brian Meadows, R (7, 1)										0	0	0	0	0	0	0
Bobby Hill, S (8, PH) OBP: 0.405, SLG: 0.333										1	0	1	0	0	0	0
Brian Boehringer, S (9, 1)										0	0	0	0	0	0	0


Inning Stats	R: 0	H: 0	E: 0	K: 10	H: 0	LOB: 1	BB: 1	P: 18	R: 0	H: 0	E: 0	K: 0	S: 5	R: 0	H: 0	E: 0	K: 0	S: 7	R: 0	H: 1	E: 0	K: 0	S: 12	R: 0	H: 0	E: 0	K: 1	S: 8	R: 0	H: 0	E: 0	K: 2	S: 9	R: 0	H: 1	E: 0	K: 1	S: 9	R: 0	H: 0	E: 0	K: 3	S: 9	R: 0	H: 0	E: 0	K: 3	S: 12	1B: 2	2B: 0	3B: 0	HR: 0	SF: 0	SAC: 0	DP: 0	HBP: 1	WP: 0	PB: 0	SB: 0	CS: 0	PA: 31
--------------	------	------	------	-------	------	--------	-------	-------	------	------	------	------	------	------	------	------	------	------	------	------	------	------	-------	------	------	------	------	------	------	------	------	------	------	------	------	------	------	------	------	------	------	------	------	------	------	------	------	-------	-------	-------	-------	-------	-------	--------	-------	--------	-------	-------	-------	-------	--------

PITCHER	IP	WLS	BF	H	R	ER	SO	BB	IBB	HBP	BLK	WP	HR	S	P	ERA	WHIP
Andy Pettitte, L (1, 1) ERA: 4.76	6.0	W	20	1	0	0	3	1	0	0	0	0	0	50	74	0.00	0.333
Dan Miceli, R (7, 1) ERA: 0.68	1.0	H	4	0	0	0	2	0	0	1	0	0	0	9	16	0.00	0.000
54 Brad Lidge, R (8, 1) ERA: 2.45	1.0	H	4	1	0	0	1	0	0	0	0	0	0	9	15	0.00	1.000
Octavio Dotel, R (9, 1) ERA: 2.61	1.0	S	3	0	0	0	3	0	0	0	0	0	0	9	12	0.00	0.000

BOTTOM

Houston Astros @ Pittsburgh Pirates
PNC Park, Pittsburgh, PA
Thu Apr 29 2004, 12:35 PM EDT
Att: 19,485 - Sunny - 74 F

AB	29
R	0
H	2
RBI	0
BB	1
SO	9
LOB	6



livebaseballscores.com

Batter	1	2	3	4	5	6	7	8	9	AB R H RBI BB SO LOB	TOP											
Tike Redman, L (1, 8) OBP: 0.229, SLG: 0.301	1-2 G4-3		0-0 1B		1-0 G6-3		0-3 K			4 0 1 0 0 1 0												
2 Jack Wilson, R (1, 6) OBP: 0.386, SLG: 0.548	0-2 F7		1-3 K			0-2 18 1B 2B 1B		3-2 G6-3		4 1 1 0 0 1 1												
18 Jason Kendall, R (1, 2) OBP: 0.416, SLG: 0.385	3-2 G6-3			1-2 G6-3		1-1 2B 1B G6-3		1-1 F9		4 1 1 0 0 0 0												
Raul Mondesi, R (1, 9) OBP: 0.398, SLG: 0.513		0-0 2B		2-1 1B FC5-2 2B		0-1 G6-3 1B SF8 2B		0-1 G6-3		4 1 3 1 0 0 0												
Rob Mackowiak, L (1, 5) OBP: 0.343, SLG: 0.439		0-3 K2-3		0-0 FC5-2 1B		0-1 G6-3		1-1 G3-1		4 0 1 1 0 1 2												
Craig Wilson, R (1, 7) OBP: 0.427, SLG: 0.675		1-2 L7		0-2 FC5-2 1B		1-0 SF8		0-1 G6-3		3 0 0 1 0 0 3												
Chris Stynes, R (9, 5) OBP: 0.214, SLG: 0.222				1-2 3-H		1-0 3-H				0 0 0 0 0 0 0												
Abraham Nunez, S (1, 4) OBP: 0.286, SLG: 0.346		0-3 K2-3		0-3 K		2-1 G4-3		3-1 1B 2B		4 1 1 0 0 2 3												
Jose Mesa, R (9, 1)										0 0 0 0 0 0 0	AB 34 R 4 H 9 RBI 4 BB 0 SO 7 LOB 9											
Carlos Rivera, L (1, 3) OBP: 0.143, SLG: 0.143			2-1 G3		1-1 G5-3		1-2 G6-3		1-1 2-H 1B	4 0 1 1 0 0 0												
Kris Benson, R (1, 1) OBP: 0.429, SLG: 0.333			0-0 G6-3		1-3 K		0-3 K			3 0 0 0 0 2 0												
34 John Grabow, L (8, 1)										0 0 0 0 0 0 0												
Jose Castillo, R (9, 4) OBP: 0.367, SLG: 0.419										0 0 0 0 0 0 0												
Inning Stats	R: 0 E: 0 K: 0 S: 11	H: 0 LOB: 0 BB: 0 P: 15	R: 0 E: 0 K: 2 S: 10	H: 1 LOB: 1 BB: 0 P: 11	R: 0 E: 0 K: 1 S: 7	H: 1 LOB: 1 BB: 0 P: 10	R: 0 E: 0 K: 1 S: 12	H: 2 LOB: 2 BB: 0 P: 15	R: 0 E: 0 K: 1 S: 7	H: 0 LOB: 0 BB: 0 P: 10	R: 3 E: 0 K: 0 S: 13	H: 3 LOB: 0 BB: 0 P: 17	R: 0 E: 0 K: 2 S: 10	H: 0 LOB: 0 BB: 0 P: 11	R: 0 E: 0 K: 0 S: 7	H: 0 LOB: 0 BB: 0 P: 11	R: 1 E: 0 K: 0 S: 8	H: 2 LOB: 1 BB: 0 P: 13	1B: 5 2B: 4 3B: 0 HR: 0	SF: 1 SAC: 0 DP: 0 HBP: 0	WP: 0 PB: 0 SB: 0 CS: 0	PA: 35
PITCHER	IP WLS BF H R ER SO BB IBB HBP BLK WP HR S P ERA WHIP																					
15 Ben Sheets, R (1, 1) ERA: 3.25	8.0 L 31 7 3 3 7 0 0 0 0 0 0 0 0 77 100 3.38 0.875																					
Victor Santos, R (9, 1) ERA: 9.0	1.0 4 2 1 1 0 0 0 0 0 0 0 0 0 8 13 9.00 2.000																					

Pittsburgh Pirates @ Milwaukee Brewers

Miller Park, Milwaukee, WI

Fri Apr 30 2004, 7:05 PM CDT
Att: 17,533 - Dome - 64 F

livebaseballscorecards.com



Batter	1	2	3	4	5	6	7	8	9	AB	R	H	RBI	BB	SO	LOB
Scott Podsednik, L (1, 8) OBP: 0.382, SLG: 0.500	1-1 2B		1-0 G3		1-1 G5-3			3-3 K		4	0	1	0	0	1	0
Craig Counsell, L (1, 6) OBP: 0.338, SLG: 0.299	1-3 K		2-1 G6-3 3B			0-1 F7		4-1 1B BB		3	1	1	0	1	1	1
Junior Spivey, R (1, 4) OBP: 0.372, SLG: 0.500	2-3 K		0-0 G6-3			2-3 K		1-2 1B		4	0	1	1	0	2	1
Geoff Jenkins, L (1, 7) OBP: 0.356, SLG: 0.494	0-2 L8		1-1 L8			0-0 L4		1-0 P5		4	0	0	0	0	0	3
Lyle Overbay, L (1, 3) OBP: 0.337, SLG: 0.511						1-0 F7		0-0 2B		3	1	2	0	1	0	0
Wes Helms, R (1, 5) OBP: 0.257, SLG: 0.286						3-3 K		0-0 L3		4	0	0	0	0	2	3
Ben Grieve, L (1, 9) OBP: 0.352, SLG: 0.413						1-2 F7		4-1 G5-4-3 BB		2	0	1	0	1	0	0
Brady Clark, R (7, PR) OBP: 0.400, SLG: 0.486										1	0	0	1	0	0	0
Chad Moeller, R (1, 2) OBP: 0.351, SLG: 0.449						0-0 G6-3		1-1 G5-4-3		4	0	0	0	0	0	4
15 Ben Sheets, R (1, 1) Trent Durrington, R (8, PH) Victor Santos, R (9, 1)						0-1 G1-3		0-0 F9		2	0	0	0	0	1	2
										1	0	0	0	0	0	0
										0	0	0	0	0	0	0

BOTTOM	
AB	32
R	2
H	6
RBI	2
BB	3
SO	7
LOB	14

Inning Stats	R	H	E	K	S	H	LOB	BB	P	R	H	E	K	S	1B	2B	3B	SF	SAC	DP	HBP	WP	PA
	0	1	0	2	12	1	1	0	16	0	0	0	1	8	2	3	1	0	0	1	0	0	35

PITCHER	IP	WLS	BF	H	R	ER	SO	BB	IBB	HBP	BLK	WP	HR	S	P	ERA	WHIP
Kris Benson, R (1, 1) ERA: 3.23	7.2	W	30	5	1	1	7	3	0	0	0	0	0	62	99	1.17	1.043
34 John Grabow, L (8, 1) ERA: 2.0	0.1	H	1	0	0	0	0	0	0	0	0	0	0	1	2	0.00	0.000
Jose Mesa, R (9, 1) ERA: 0.96	1.0	S	4	1	1	1	0	0	0	0	0	0	0	8	14	9.00	1.000

Pittsburgh Pirates @ Milwaukee Brewers
 Miller Park, Milwaukee, WI
 Fri Apr 30 2004, 7:05 PM CDT
 Att. 17,533 - Dome - 64 F

livebaseballscores.com



Batter	1	2	3	4	5	6	7	8	9	10	AB R H RBI BB SO LOB	TOP																
Tike Redman, L OBP: 0.228, SLG: 0.289 (1, 8)	4-2 18 G6-3 2 G1-3 1B BB	2-1 F8		3-1 F6		2-1 G4-3			3-2 P5		4 1 0 0 1 0 3	Pittsburgh Pirates @ Milwaukee Brewers Miller Park, Milwaukee, WI Sat May 01 2004, 6:05 PM CDT Att. 25,134 - Dome - 64 F																
2 Jack Wilson, R OBP: 0.387, SLG: 0.551 (1, 6)	2-1 SAFE G1-3 1-2	2-2 L8		2-0 1-3 2-H 3-H 2B		2-0 G6-3			1-1 1B		5 0 2 2 0 0 1																	
18 Jason Kendall, R OBP: 0.402, SLG: 0.371 (1, 2)	1-2 G6-3 2-3		2-1 G6-3	0-1 G5-3		3-1 F8			2-1 S 2B 1B		5 1 1 1 0 0 2																	
Raul Mondesi, R OBP: 0.387, SLG: 0.488 (1, 9)	4-2 BB 1B BB		0-0 F8	1-1 G5-3		2-0 F8			0-2 L7		4 1 0 0 1 0 2																	
Rob Mackowiak, L OBP: 0.347, SLG: 0.475 (1, 5) (10, 7)	4-2 1B E BB		2-1 HR		1-3 K		2-3 K		3-3 K		4 2 1 1 1 3 1																	
Craig Wilson, R OBP: 0.436, SLG: 0.679 Jose Mesa, R (10, 1)	1-2 1B 1B		3-3 K		4-1 G6-3 BB		3-3 K		2-2 2-H 2B		4 0 2 3 1 2 0 0 0 0 0 0 0 0																	
Carlos Rivera, L OBP: 0.250, SLG: 0.250 (1, 3)	0-2 1B		2-1 BB 2 2B 1B 1B		3-2 G6-3		2-1 G4-3		1-3 SAFE K		5 1 2 0 0 1 2																	
Jose Castillo, R OBP: 0.358, SLG: 0.404 (1, 4)	0-3 K		2-2 2 2B 1B		3-3 K		3-1 F9				4 1 1 0 0 2 3																	
Oliver Pérez, L OBP: 0.500, SLG: 0.429 Abraham Nunez, S OBP: 0.278, SLG: 0.333 Brian Meadows, R (6, 1) 16 Salomon Torres, R (8, 1) 34 John Grabow, L (8, 1) Bobby Hill, S OBP: 0.395, SLG: 0.324 Jason Boyd, R (9, 1) Chris Stynes, R OBP: 0.214, SLG: 0.222 (10, 5)		0-0 G4-3		4-0 SAFE 2 2B 18 G5-3 BB		0-1 G3		3-1 G3			1 1 0 0 1 0 0 1 0 1 0																	
Inning Stats	R: 3 E: 1 K: 1 S: 21	H: 2 LOB: 2 BB: 3 P: 37	R: 0 E: 0 K: 0 S: 6	H: 0 LOB: 0 BB: 0 P: 10	R: 1 E: 0 K: 1 S: 9	H: 1 LOB: 0 BB: 0 P: 16	R: 3 E: 0 K: 0 S: 12	H: 3 LOB: 1 BB: 1 P: 26	R: 0 E: 0 K: 2 S: 11	H: 0 LOB: 1 BB: 1 P: 22	R: 0 E: 0 K: 1 S: 5		H: 0 LOB: 0 BB: 0 P: 9	R: 0 E: 0 K: 1 S: 6	H: 0 LOB: 0 BB: 0 P: 13	R: 0 E: 0 K: 1 S: 7	H: 0 LOB: 0 BB: 0 P: 15	R: 0 E: 0 K: 0 S: 9	H: 1 LOB: 1 BB: 0 P: 16	R: 1 E: 0 K: 2 S: 17	H: 2 LOB: 1 BB: 0 P: 25	1B: 6 2B: 2 3B: 0 HR: 1	SF: 0 SAC: 0 DP: 0 HBP: 0	WP: 0 PB: 0 SB: 2 CS: 0	PA: 43			
PITCHER	IP WLS BF H R ER SO BB IBB HBP BLK WP HR S P ERA WHIP	IP WLS BF H R ER SO BB IBB HBP BLK WP HR S P ERA WHIP	IP WLS BF H R ER SO BB IBB HBP BLK WP HR S P ERA WHIP	IP WLS BF H R ER SO BB IBB HBP BLK WP HR S P ERA WHIP	IP WLS BF H R ER SO BB IBB HBP BLK WP HR S P ERA WHIP	IP WLS BF H R ER SO BB IBB HBP BLK WP HR S P ERA WHIP	IP WLS BF H R ER SO BB IBB HBP BLK WP HR S P ERA WHIP	IP WLS BF H R ER SO BB IBB HBP BLK WP HR S P ERA WHIP	IP WLS BF H R ER SO BB IBB HBP BLK WP HR S P ERA WHIP	IP WLS BF H R ER SO BB IBB HBP BLK WP HR S P ERA WHIP	IP WLS BF H R ER SO BB IBB HBP BLK WP HR S P ERA WHIP	IP WLS BF H R ER SO BB IBB HBP BLK WP HR S P ERA WHIP	IP WLS BF H R ER SO BB IBB HBP BLK WP HR S P ERA WHIP	IP WLS BF H R ER SO BB IBB HBP BLK WP HR S P ERA WHIP	IP WLS BF H R ER SO BB IBB HBP BLK WP HR S P ERA WHIP	IP WLS BF H R ER SO BB IBB HBP BLK WP HR S P ERA WHIP	IP WLS BF H R ER SO BB IBB HBP BLK WP HR S P ERA WHIP	IP WLS BF H R ER SO BB IBB HBP BLK WP HR S P ERA WHIP	IP WLS BF H R ER SO BB IBB HBP BLK WP HR S P ERA WHIP	IP WLS BF H R ER SO BB IBB HBP BLK WP HR S P ERA WHIP	IP WLS BF H R ER SO BB IBB HBP BLK WP HR S P ERA WHIP	IP WLS BF H R ER SO BB IBB HBP BLK WP HR S P ERA WHIP	IP WLS BF H R ER SO BB IBB HBP BLK WP HR S P ERA WHIP	IP WLS BF H R ER SO BB IBB HBP BLK WP HR S P ERA WHIP	IP WLS BF H R ER SO BB IBB HBP BLK WP HR S P ERA WHIP	IP WLS BF H R ER SO BB IBB HBP BLK WP HR S P ERA WHIP	IP WLS BF H R ER SO BB IBB HBP BLK WP HR S P ERA WHIP	IP WLS BF H R ER SO BB IBB HBP BLK WP HR S P ERA WHIP

AB	38
R	8
H	9
RBI	7
BB	5
SO	8
LOB	14



BOTTOM

Pittsburgh Pirates @ Milwaukee Brewers
Miller Park, Milwaukee, WI
Sat May 01 2004, 6:05 PM CDT
Att. 25,134 - Dome - 64 F

livebaseballscorecards.com

AB 43
R 7
H 13
RBI 7
BB 1
SO 13
LOB 25



WP: 0 PA: 46
PB: 0
SB: 0
CS: 0

AB R H RBI BB SO LOB

4 1 1 0 0 1 2

5 1 1 2 0 2 5

5 0 0 0 0 2 7

5 0 3 2 0 2 3

4 0 0 1 1 1 2

5 0 1 0 0 1 2

4 0 0 0 0 3 2

1 0 0 0 0 0 2

4 3 3 0 0 0 0
0 1 0 0 0 0 0
0 0 0 0 0 0 0
0 0 0 0 0 0 0
1 0 0 0 0 1 0

1 0 1 0 0 0 0
1 1 1 0 0 0 0
0 0 0 0 0 0 0
1 0 1 1 0 0 0
0 0 0 0 0 0 0
2 0 1 1 0 0 0

1B: 9 SF: 0
2B: 5 SAC: 1
3B: 0 DP: 1
HR: 0 HBP: 1

Main table containing batter names, statistics, and play diagrams for each batter across 10 innings.

Inning Stats table with columns for R, H, E, K, S, P, BB, IBB, HBP, BLK, WP, HR, S, P, ERA, WHIP.

Pitcher stats table with columns for PITCHER, IP, WLS, BF, H, R, ER, SO, BB, IBB, HBP, BLK, WP, HR, S, P, ERA, WHIP.

Batter	1	2	3	4	5	6	7	8	9	10	11	AB R H RBI BB SO LOB	TOP
Tike Redman, L (1, 8) OBP: 0.226, SLG: 0.284	0-1 S 1B 1B	0-1 SAFE G4-3		1-1 FC3-6 1-2f		0-1 G3-1			0-2 L8			5 1 1 0 0 0 4	
2 Jack Wilson, R (1, 6) OBP: 0.378, SLG: 0.532	2-0 SAFE F9		1-1 F9		0-1 1B WP 1B		3-2 F8		0-1 F8			5 1 1 0 0 0 1	
18 Jason Kendall, R (1, 2) OBP: 0.414, SLG: 0.387	1-2 SAFE 1B S 1B		0-2 1B		3-2 SAFE WP 1B 1-3 SAFE 1B		3-2 G5-3		1-2 K			5 1 3 0 0 1 0	
Raul Mondesi, R (1, 9) OBP: 0.378, SLG: 0.472	0-0 L8		0-0 1B G5-4-3		3-2 P4 1-2 3H		2-3 K		2-2 F8			5 0 1 0 0 1 3	
Craig Wilson, R (1, 3) OBP: 0.444, SLG: 0.709	3-2 F9		2-1 G5-4-3 1-2f		0-0 CS 1B 2-H		2-1 G6-3		0-1 HR			5 1 3 3 0 0 2 0 0 0 0 0 0 0	
Carlos Rivera, L (11, 3) OBP: 0.250, SLG: 0.250	1-3 2-H 1B												
J.J. Davis, R (1, 7) OBP: 0.150, SLG: 0.059	1-0 G5-3												
Rob Mackowiak, L (8, PH) OBP: 0.338, SLG: 0.460													
Chris Stynes, R (1, 5) OBP: 0.230, SLG: 0.241		4-2 FC4-6 BB		2-1 L5		1-0 G4-3		1-1 P4		1-0 2B		4 0 1 0 1 0 0	
Jose Castillo, R (1, 4) OBP: 0.362, SLG: 0.404		1-1 SAFE FC4-6 1-2f		0-0 1B 1B		3-2 SH3-4 1B		3-2 G5-3		3-3 K		5 0 2 0 0 1 2	
Ryan Vogelsong, R (1, 1) OBP: 0.429, SLG: 0.333		0-1 SAFE B2		0-1 FC3-6 1B		0-1 SH3-4		1-0 P5		2-1 G5-3		2 0 1 0 0 0 1 0 0 0 0 0 0 0 0 0 0 0 0 0 0 1 0 0 0 0 0 0 1 0 0 0 0 0 0 1 0 0 0 0 0 1 0 0 0 0 0 0 0	
Brian Boehringer, S (7, 1)													
16 Salomon Torres, R (8, 1)													
Bobby Hill, S (9, PH)													
Brian Meadows, R (9, 1)													
Abraham Nunez, S (11, PH)													
Jose Mesa, R (11, 1)													
Inning Stats	R: 1 H: 3 E: 0 LOB: 2 K: 0 BB: 0 S: 11 P: 18	R: 0 H: 0 E: 0 LOB: 1 K: 0 BB: 1 S: 9 P: 14	R: 0 H: 2 E: 0 LOB: 1 K: 0 BB: 0 S: 8 P: 11	R: 0 H: 2 E: 0 LOB: 2 K: 0 BB: 0 S: 9 P: 13	R: 2 H: 3 E: 0 LOB: 1 K: 1 BB: 0 S: 14 P: 21	R: 0 H: 1 E: 0 LOB: 1 K: 0 BB: 0 S: 8 P: 12	R: 0 H: 0 E: 0 LOB: 0 K: 1 BB: 0 S: 12 P: 20	R: 0 H: 0 E: 0 LOB: 0 K: 0 BB: 0 S: 5 P: 8	R: 0 H: 0 E: 0 LOB: 0 K: 0 BB: 0 S: 7 P: 11	R: 0 H: 0 E: 0 LOB: 0 K: 1 BB: 0 S: 8 P: 11	R: 1 H: 2 E: 0 LOB: 1 K: 2 BB: 0 S: 11 P: 17	1B: 11 SF: 0 2B: 2 SAC: 1 3B: 0 DP: 2 HR: 1 HBP: 0	WP: 1 PA: 45 PB: 0 SB: 2 CS: 1
PITCHER	IP WLS BF H R ER SO BB IBB HBP BLK WP HR S P ERA WHIP												
Doug Davis, L (1, 1) ERA: 5.14	7.0 31 11 3 3 2 1 0 0 0 1 0 71 109 3.86 1.714												
Ben Ford, R (8, 1) ERA: 7.8	2.0 6 0 0 0 0 0 0 0 0 0 0 12 19 0.00 0.000												
Jeff Bennett, R (10, 1) ERA: 4.15	2.0 L 8 2 1 1 3 0 0 0 0 0 1 19 28 4.50 1.000												

Pittsburgh Pirates @ Milwaukee Brewers
Miller Park, Milwaukee, WI
 Sun May 02 2004, 1:05 PM CDT
 Att. 16,392 - Dome - 63 F

AB	43
R	4
H	13
RBI	3
BB	1
SO	5
LOB	17



Batter	1	2	3	4	5	6	7	8	9	10	11	AB	R	H	RBI	BB	SO	LOB	BOTTOM																		
Scott Podsednik, L (1, 8) OBP: 0.383, SLG: 0.481	3-2 F8			4-1 1B S G4-3 BB	1-2 FC4-6		3-2 1B S		1-2 G6-3			4	2	1	0	1	0	1	Pittsburgh Pirates @ Milwaukee Brewers Miller Park, Milwaukee, WI Sun May 02 2004, 1:05 PM CDT Att. 16,392 - Dome - 63 F																		
Craig Counsell, L (1, 6) OBP: 0.326, SLG: 0.288	1-2 P4			0-2 P2		1-0 2B SF7 1B	3-2 P6		1-1 F8			5	1	1	0	0	0	2																			
Junior Spivey, R (1, 4) OBP: 0.365, SLG: 0.489 2 Bill Hall, R (11, 4) OBP: 0.297, SLG: 0.389	0-3 K			0-1 G4-3 S 1B		1-0 SF7 1B	1-0				1-1 P3	5	0	3	1	0	1	0																			
Geoff Jenkins, L (1, 7) OBP: 0.369, SLG: 0.500		1-2 L5-3 1B		2-2 G4-3		4-0 BB IBB	2-2 F8				1-3 K	4	0	1	1	1	1	2																			
Lyle Overbay, L (1, 3) OBP: 0.343, SLG: 0.516		2-3 K		1-3 3-H		1-0 SF7					0-1 G4-3	3	0	1	1	1	1	1																			
Keith Ginter, R (1, 5) OBP: 0.393, SLG: 0.565		2-2 L5-3		2-2 K		1-2 BB					0-0 SH1-4	3	0	0	0	1	2	3																			
Ben Grieve, L (1, 9) OBP: 0.356, SLG: 0.420 Brady Clark, R (8, PR) (9, 9) OBP: 0.373, SLG: 0.439			0-1 G3		1-0 G3-1	0-0 P2					2-2 F7	3	0	0	0	1	0	3																			
Chad Moeller, R (1, 2) OBP: 0.349, SLG: 0.455			1-3 K		0-0 FC1-6 1B	1-3 K					2-1 G6-4-3 2B	5	0	2	0	0	2	5																			
Doug Davis, R (1, 1) Trent Durrington, R (7, PH) OBP: 0.221, SLG: 0.250 Ben Ford, R (8, 1) Brooks Kieschnick, L (9, PH) OBP: 0.353, SLG: 0.500 Jeff Bennett, R (10, 1) Wes Helms, R (11, PH) OBP: 0.241, SLG: 0.287			2-2 K		0-0 FC1-6 FC4-6						0-1 G6-3	2	0	0	0	0	1	1																			
Inning Stats	R: 0 H: 0 E: 0 K: 1 S: 9	H: 0 LOB: 0 BB: 0 P: 13	R: 0 H: 1 E: 0 K: 1 S: 10	H: 1 LOB: 0 BB: 0 P: 15	R: 0 H: 0 E: 0 K: 2 S: 8	H: 0 LOB: 0 BB: 0 P: 11	R: 1 H: 1 E: 0 K: 1 S: 14	H: 1 LOB: 1 BB: 0 P: 8	R: 1 H: 2 E: 0 K: 1 S: 9	H: 2 LOB: 3 BB: 2 P: 21	R: 1 H: 2 E: 0 K: 0 S: 16	H: 2 LOB: 1 BB: 0 P: 24	R: 0 H: 1 E: 0 K: 1 S: 5	H: 1 LOB: 2 BB: 1 P: 10	R: 0 H: 0 E: 0 K: 1 S: 8	H: 0 LOB: 0 BB: 0 P: 11	R: 0 H: 0 E: 0 K: 1 S: 7	H: 0 LOB: 0 BB: 0 P: 9		R: 0 H: 1 E: 0 K: 1 S: 13	H: 1 LOB: 1 BB: 0 P: 20	1B: 7 SF: 1 2B: 3 SAC: 1 3B: 0 DP: 2 HR: 0 HBP: 0	WP: 0 PA: 45 PB: 0 SB: 3 CS: 0														
PITCHER	IP WLS BF H R ER SO BB IBB HBP BLK WP HR S P ERA WHIP																																				
Ryan Vogelsong, R (1, 1) ERA: 7.56	6.0	26	5	2	2	6	2	2	0	0	0	0	0	0	56	94	3.00	1.167																			
Brian Boehringer, R (7, 1) ERA: 5.81	1.0	B	5	2	1	1	0	0	0	0	0	0	0	0	16	24	9.00	2.000																			
16 Salomon Torres, R (8, 1) ERA: 5.25	1.0		4	1	0	0	0	0	1	0	0	0	0	0	5	10	0.00	1.000																			
Brian Meadows, R (9, 1) ERA: 0.98	2.0	W	6	0	0	0	2	0	0	0	0	0	0	0	15	20	0.00	0.000																			
Jose Mesa, R (11, 1) ERA: 0.79	1.0	S	4	1	0	0	1	0	0	0	0	0	0	0	13	20	0.00	1.000																			

AB	38
R	3
H	9
RBI	3
BB	5
SO	9
LOB	19



Batter	1	2	3	4	5	6	7	8	9	AB R H RBI BB SO LOB	TOP														
Tike Redman, L (1, 8) OBP: 0.227, SLG: 0.276	1-3 K		4-2 FC6-4 BB		1-3 K			2-2 G6-3		3 0 0 0 1 2 2															
2 Jack Wilson, R (1, 6) OBP: 0.382, SLG: 0.561	1-2 HR		0-0 FC6-4			1-2 P4		2-2 G6-3 1B		4 1 2 2 0 0 2															
18 Jason Kendall, R (1, 2) OBP: 0.396, SLG: 0.367	1-3 K2-3		1-1 F7			2-1 P2		2-1 G6-3		4 0 0 0 0 1 3															
Raul Mondesi, R (1, 9) OBP: 0.373, SLG: 0.457	3-3 K			2-2 G5-3		4-1 CS BB		1-3 K		3 0 0 0 1 2 1															
Craig Wilson, R (1, 3) OBP: 0.437, SLG: 0.689		2-3 K		0-0 G5-3		1-2 CS	1-2 G6-4-3 1B		2-3 K	4 0 1 0 0 2 0															
Chris Stynes, R (1, 5) OBP: 0.219, SLG: 0.230		3-3 K		2-2 G6-3		1-1 G6-4-3		2-1 CS 1B		3 0 0 0 0 1 1															
Abraham Nunez, S (9, PH) OBP: 0.290, SLG: 0.345						1-2 G6-4-3				1 0 1 0 0 0 0															
J.J. Davis, R (1, 7) OBP: 0.174, SLG: 0.100		3-1 G1-3			2-0 G6-3 1B		0-0 G5-3		1-1 F8	3 0 1 0 0 0 0															
Rob Mackowiak, L (9, PH) OBP: 0.333, SLG: 0.453										1 0 0 0 0 0 1															
Jose Castillo, R (1, 4) OBP: 0.377, SLG: 0.426			4-0 FC6-4 WP BB		2-2 G6-3		0-1 1B 2B		0-2 CS	2 1 1 0 1 0 1															
Josh Fogg, R (1, 1)			3-3 K		1-3 K			2-2 G6-3 1B		2 0 0 0 0 2 2															
Bobby Hill, S (8, PH) OBP: 0.400, SLG: 0.333										1 1 1 1 0 0 0															
Jason Boyd, R (8, 1)										0 0 0 0 0 0 0															
34 John Grabow, L (8, 1)										0 0 0 0 0 0 0															
Inning Stats	R: 1 E: 0 K: 3 S: 15	H: 1 LOB: 0 BB: 0 P: 21	R: 0 E: 0 K: 2 S: 10	H: 0 LOB: 0 BB: 0 P: 18	R: 0 E: 0 K: 1 S: 9	H: 0 LOB: 2 BB: 2 P: 21	R: 0 E: 0 K: 0 S: 7	H: 0 LOB: 0 BB: 0 P: 11	R: 0 E: 0 K: 2 S: 13	H: 1 LOB: 1 BB: 0 P: 19	R: 0 E: 0 K: 0 S: 9	H: 0 LOB: 0 BB: 1 P: 17	R: 0 E: 0 K: 0 S: 6	H: 1 LOB: 0 BB: 0 P: 8	R: 2 E: 0 K: 1 S: 18	H: 3 LOB: 1 BB: 0 P: 27	R: 0 E: 0 K: 1 S: 9	H: 1 LOB: 0 BB: 0 P: 14	1B: 5 2B: 1 3B: 0 HR: 1	SF: 0 SAC: 0 DP: 1 HBP: 0	WP: 1 PB: 0 SB: 0 CS: 2	PA: 36			
PITCHER	IP	WLS	BF	H	R	ER	SO	BB	IBB	HBP	BLK	WP	HR	S	P	ERA	WHIP								
Andy Pettitte, L (1, 1) ERA: 3.86	5.0	W	19	2	1	1	8	2	0	0	0	1	1	54	90	1.80	0.800								
41 Brandon Backe, R (6, 1) ERA: 1.93	2.0	H	6	1	0	0	0	1	0	0	0	0	0	15	25	0.00	1.000								
Dan Miceli, R (8, 1) ERA: 2.16	0.1	H	4	3	2	2	0	0	0	0	0	0	0	13	19	54.00	9.000								
54 Brad Lidge, R (8, 1) ERA: 3.0	1.2	S	5	1	0	0	2	0	0	0	0	0	0	14	22	0.00	0.600								

Pittsburgh Pirates @ Houston Astros
Minute Maid Park, Houston, TX
Tue May 04 2004, 7:05 PM CDT
Att. 31,083 - Unknown - 79 F

AB	31
R	3
H	7
RBI	3
BB	3
SO	10
LOB	13



WP	1	PA	36
PB	0		
SB	0		
CS	2		

ERA	WHIP						
-----	------	--	--	--	--	--	--

Batter	1	2	3	4	5	6	7	8	9	AB	R	H	RBI	BB	SO	LOB	TOP										
Tike Redman, L (1, 8) OBP: 0.228, SLG: 0.284	1-1 G3		0-0 G4-3 18 FC5 2B	1-1 FC6-4			0-1 G6-3			4	1	1	0	0	0	1											
2 Jack Wilson, R (1, 6) OBP: 0.377, SLG: 0.549	2-2 G4-3		2-2 G4-3		0-1 18 G6-3 1B		3-2 F9			4	0	1	0	0	0	1											
18 Jason Kendall, R (1, 2) OBP: 0.379, SLG: 0.349	3-3 K		1-1 FC5 1B WP		2-2 G6-3		1-2 G6-3			4	1	0	1	0	1	1											
Raul Mondesi, R (1, 9)		4-2 1B 1B BB G1-2-3	1-3 K		1-3 K		2-2 F8			3	0	0	0	1	2	2											
Rob Mackowiak, L (1, 5)	1-1 G1-2-3 1B	1-1 G1-2-3 1B	0-1 WP 1B		4-1 BB		1-3 K			3	0	2	0	1	1	0											
Craig Wilson, R (1, 7) OBP: 0.430, SLG: 0.670	1-2 G1-2-3 1B	2-3 K			3-3 K		2-2 G6-3			4	0	1	0	0	2	3											
Bobby Hill, S (1, 4) OBP: 0.367, SLG: 0.302	1-2 G1-2-3		1-2 P5		0-1 G5-3		0-2 F8			4	0	0	0	0	0	3											
Carlos Rivera, L (1, 3) OBP: 0.250, SLG: 0.200	4-1 IBB		1-0 E5 FC6-4		1-3 K		0-2 G3			3	0	0	0	1	1	0											
Kip Wells, R (1, 1) OBP: 0.200, SLG: 0.400	1-3 K		2-3 K		1-3 K		1-3 K			2	0	0	0	0	2	4											
11 Humberto Cota, R (6, PH) OBP: 0.235, SLG: 0.563										1	0	0	0	0	1	0											
Brian Boehringer, S (6, 1)										0	0	0	0	0	0	0											
Abraham Nunez, S (9, PH) OBP: 0.281, SLG: 0.333										1	0	0	0	0	1	0											
Inning Stats	R: 0 E: 0 K: 1 S: 9	H: 0 LOB: 0 BB: 0 P: 15	R: 0 E: 0 K: 1 S: 16	H: 2 LOB: 3 BB: 2 P: 28	R: 2 E: 0 K: 2 S: 16	H: 2 LOB: 1 BB: 0 P: 22	R: 0 E: 1 K: 1 S: 10	H: 0 LOB: 1 BB: 0 P: 15	R: 0 E: 0 K: 2 S: 14	H: 1 LOB: 2 BB: 1 P: 24	R: 0 E: 0 K: 2 S: 8	H: 0 LOB: 0 BB: 0 P: 10	R: 0 E: 0 K: 0 S: 9	H: 0 LOB: 0 BB: 0 P: 13	R: 0 E: 0 K: 1 S: 9	H: 0 LOB: 0 BB: 0 P: 14	R: 0 E: 0 K: 1 S: 9	H: 0 LOB: 0 BB: 0 P: 10	1B: 4 2B: 1 3B: 0 HR: 0	SF: 0 SAC: 0 DP: 1 HBP: 0	WP: 1 PB: 0 SB: 0 CS: 0	PA: 36					
PITCHER	IP	WLS	BF	H	R	ER	SO	BB	IBB	HBP	BLK	WP	HR	S	P	ERA	WHIP										
Roger Clemens, R (1, 1) ERA: 2.11	6.0	W	27	5	2	2	9	2	1	0	0	1	0	73	114	3.00	1.167										
Chad Harville, R (7, 1) ERA: 3.86	0.1		1	0	0	0	0	0	0	0	0	0	0	2	2	0.00	0.000										
Dan Miceli, R (7, 1) ERA: 1.96	1.2		5	0	0	0	1	0	0	0	0	0	0	16	25	0.00	0.000										
Octavio Dotel, R (9, 1) ERA: 2.7	1.0		3	0	0	0	1	0	0	0	0	0	0	9	10	0.00	0.000										

Pittsburgh Pirates @ Houston Astros
Minute Maid Park, Houston, TX

Wed May 05 2004, 7:05 PM CDT
Att. 35,883 - Unknown - 76 F

livebaseballscorecards.com

AB 33
R 2
H 5
RBI 1
BB 3
SO 11
LOB 15



Batter	1	2	3	4	5	6	7	8	9	AB	R	H	RBI	BB	SO	LOB
Craig Biggio, R OBP: 0.391, SLG: 0.557 (1, 8)	0-0 B1-3	0-3 K		2-2 28 WVP 1B		1-1 28 SH3-4 3B 1B		2-1 F9		5	1	2	0	0	1	0
28 Adam Everett, R OBP: 0.328, SLG: 0.368 (1, 6)	1-1 17 1B 2B		0-1 G5-3	3-3 K 1-2		1-0 SH3-4 1-2		0-0 F8		4	1	1	0	0	1	1
5 Jeff Bagwell, R OBP: 0.472, SLG: 0.567 (1, 3)	4-2 17 1B BB		4-2 17 2B BB	3-3 K 3		1-0 G4-3		4-2 BB		2	1	0	0	3	1	2
Jeff Kent, R OBP: 0.336, SLG: 0.545 (1, 4)	3-1 L9		4-0 17 2B 1B BB		0-0 HR	3-1 2-H 3B		2-1 F9		4	2	2	2	1	0	3
17 Lance Berkman, S OBP: 0.478, SLG: 0.548 (1, 7)	2-2 BB 1-3 2-H 1B		0-0 1B 2B		1-3 K	4-0 IBB				3	1	2	2	1	1	0
Richard Hidalgo, R OBP: 0.367, SLG: 0.600 (1, 9)	4-2 1-2 BB		4-0 1B IBB		0-0 P4	0-0 F7				2	0	0	0	2	0	2
Morgan Ensberg, R OBP: 0.282, SLG: 0.270 (1, 5)	0-1 G6-3		1-1 G5-4-3 1B		1-0 1B 1B		1-1 F8			4	0	2	2	0	0	3
Brad Ausmus, R OBP: 0.297, SLG: 0.333 (1, 2)		3-2 G5-3	0-1 G5-4-3		0-0 1B		1-2 G5-3			4	0	1	0	0	0	2
Roger Clemens, R OBP: 0.267, SLG: 0.214 Chad Harville, R (7, 1) Dan Miceli, R OBP: 0.500, SLG: 0.500 Octavio Dotel, R (9, 1)		1-3 K		0-0 P2		2-3 K		1-3 K		3	0	0	0	0	2	2
										0	0	0	0	0	0	0
										1	0	0	0	0	1	0
										0	0	0	0	0	0	0
Inning Stats	R: 1 E: 0 K: 0 S: 15	H: 2 LOB: 3 BB: 2 P: 29	R: 0 E: 0 K: 2 S: 10	H: 0 LOB: 0 BB: 0 P: 14	R: 3 E: 0 K: 0 S: 9	H: 2 LOB: 1 BB: 3 P: 22	R: 0 E: 0 K: 2 S: 11	H: 1 LOB: 1 BB: 0 P: 19	R: 1 E: 0 K: 2 S: 10	H: 3 LOB: 2 BB: 0 P: 14	R: 1 E: 0 K: 0 S: 7	H: 2 LOB: 2 BB: 1 P: 17	R: 0 E: 0 K: 1 S: 10	H: 0 LOB: 0 BB: 0 P: 13	R: 0 E: 0 K: 0 S: 7	H: 0 LOB: 1 BB: 1 P: 15
PITCHER	IP WLS BF H R ER SO	IP WLS BF H R ER SO	IP WLS BF H R ER SO	IP WLS BF H R ER SO	IP WLS BF H R ER SO	IP WLS BF H R ER SO	IP WLS BF H R ER SO	IP WLS BF H R ER SO	IP WLS BF H R ER SO	IP WLS BF H R ER SO	IP WLS BF H R ER SO	IP WLS BF H R ER SO	IP WLS BF H R ER SO	IP WLS BF H R ER SO	IP WLS BF H R ER SO	IP WLS BF H R ER SO
Kip Wells, R ERA: 3.82 Brian Boehringer, R ERA: 5.27	(1, 1) (6, 1)															

BOTTOM

Pittsburgh Pirates @ Houston Astros
Minute Maid Park, Houston, TX
Wed May 05 2004, 7:05 PM CDT
Att: 35,883 - Unknown - 76 F

livebaseballscorecards.com

AB	32
R	6
H	10
RBI	6
BB	7
SO	7
LOB	15



1B: 6	SF: 0	WP: 1	PA: 40
2B: 2	SAC: 1	PB: 0	
3B: 1	DP: 1	SB: 0	
HR: 1	HBP: 0	CS: 0	

PITCHER	IP	WLS	BF	H	R	ER	SO	BB	IBB	HBP	BLK	WP	HR	S	P	ERA	WHIP
Kip Wells, R ERA: 3.82 Brian Boehringer, R ERA: 5.27	(1, 1) (6, 1)	5.0 L	27 13	8 2	5 1	5 1	6 1	4 1	1 1	0 0	0 0	1 0	1 0	55 24	98 45	9.00 3.00	2.400 1.000

Batter	1	2	3	4	5	6	7	8	9	AB R H RBI BB SO LOB	TOP											
Tike Redman, L (1, 8) OBP: 0.235, SLG: 0.289	0-0 G5-3		0-0 P4			0-1 FC1-2 18 2 E 1B		0-0 F8	0-1 2 DI 1B	5 0 2 1 0 0 2												
2 Jack Wilson, R (1, 6) OBP: 0.369, SLG: 0.533	3-2 F8			2-1 G4-3		2-2 E5 18 FC1-2 1B		1-2 18 BB 1B	2-3 1B	5 0 1 0 0 1 3												
18 Jason Kendall, R (1, 2) OBP: 0.374, SLG: 0.337	1-1 F9			0-1 F9		0-1 FC1-2		4-0 BB		3 0 0 0 1 0 3												
Raul Mondesi, R (1, 9) OBP: 0.355, SLG: 0.424		1-0 F8		0-0 F8		3-3 K		0-3 K		4 0 0 0 0 2 6												
Carlos Rivera, L (8, 3) OBP: 0.250, SLG: 0.200										0 0 0 0 0 0 0												
Rob Mackowiak, L (1, 7) OBP: 0.337, SLG: 0.437		1-0 G1-3				2-3 K		0-2 P2	0-0 G4-3	4 0 0 0 0 1 3												
Craig Wilson, R (1, 3) OBP: 0.432, SLG: 0.663		2-3 K				2-3 K		2-0 FC4-6 1B	0-0 2B 1B	4 1 2 0 0 2 0												
Jose Castillo, R (1, 4) OBP: 0.369, SLG: 0.414			1-2 1B			3-3 K		3-2 FC4-6 1-2f	2-2 F9	4 0 1 0 0 1 2												
Chris Stynes, R (1, 5) OBP: 0.235, SLG: 0.262			3-2 L7			2-2 18 FC1-2 1B		2-2 P2	3-2 1B 2B	4 1 2 1 0 0 2												
Kris Benson, R (1, 1) OBP: 0.333, SLG: 0.250			1-3 K			1-3 K		2-1 2 1B 2B	3-3 K	2 0 0 0 0 2 2												
Brian Meadows, R (6, 1)										0 0 0 0 0 0 0												
Bobby Hill, S (8, PH) OBP: 0.380, SLG: 0.341										1 0 1 0 0 0 0												
16 Salomon Torres, R (8, 1)										0 0 0 0 0 0 0												
Abraham Nunez, S (9, PH) OBP: 0.273, SLG: 0.323										1 0 0 0 0 1 1												
Inning Stats	R: 0 E: 0 K: 0 S: 6	H: 0 LOB: 0 BB: 0 P: 10	R: 0 E: 0 K: 1 S: 5	H: 0 LOB: 0 BB: 0 P: 9	R: 0 E: 0 K: 1 S: 13	H: 1 LOB: 1 BB: 0 P: 18	R: 0 E: 0 K: 0 S: 5	H: 0 LOB: 0 BB: 0 P: 7	R: 0 E: 0 K: 3 S: 10	H: 0 LOB: 0 BB: 0 P: 17	R: 0 E: 1 K: 2 S: 17	H: 2 LOB: 3 BB: 0 P: 25	R: 0 E: 0 K: 0 S: 12	H: 1 LOB: 1 BB: 0 P: 19	R: 0 E: 0 K: 1 S: 10	H: 2 LOB: 3 BB: 1 P: 17	R: 2 E: 0 K: 2 S: 20	H: 3 LOB: 1 BB: 0 P: 30	1B: 7 2B: 2 3B: 0 HR: 0	SF: 0 SAC: 0 DP: 0 HBP: 0	WP: 0 PB: 0 SB: 0 CS: 0	PA: 38
PITCHER	IP WLS BF H R ER SO BB IBB HBP BLK WP HR S P ERA WHIP																					
Wade Miller, R (1, 1) ERA: 2.75	7.1 W 29 6 0 0 7 0 0 0 0 0 0 0 74 114 0.00 0.818																					
54 Brad Lidge, R (8, 1) ERA: 2.87	0.2 3 0 0 0 1 1 0 0 0 0 0 0 4 8 0.00 1.500																					
41 Brandon Backe, R (9, 1) ERA: 3.14	0.1 3 2 2 2 0 0 0 0 0 0 0 0 9 14 54.00 6.000																					
Octavio Dotel, R (9, 1) ERA: 2.57	0.2 3 1 0 0 2 0 0 0 0 0 0 0 11 16 0.00 1.500																					

Pittsburgh Pirates @ Houston Astros
Minute Maid Park, Houston, TX
Thu May 06 2004, 1:05 PM CDT
Att. 36,055 - Cloudy - 78 F

livebaseballscorecards.com

AB	37
R	2
H	9
RBI	2
BB	1
SO	10
LOB	24



Batter	1	2	3	4	5	6	7	8	9
Craig Biggio, R OBP: 0.400, SLG: 0.550 (1, 8) B C X	2-1 FC3-6 1B		2-2 L5	4-1 BB		H 1-0 5 1B HBP		S B X 1-2 G5-3	
Jose Vizcaino, S OBP: 0.158, SLG: 0.139 (1, 6) (8, 5) 1 SAFE C X	0-1 FC3-6 1-2f		0-1 G6-3	0-0 F7		0-0 F8			
5 Jeff Bagwell, R OBP: 0.473, SLG: 0.574 (1, 3) X	0-0 F8			0-1 16 1B 16 E 2B	0-3 K	1-0 1B			
Jeff Kent, R OBP: 0.333, SLG: 0.533 (1, 4) B C B S X	3-1 F9			1-3 K	0-2 17 S 1B	0-1 G4-3			
17 Lance Berkman, S OBP: 0.487, SLG: 0.541 (1, 7)		4-0 2B BB		4-0 16 E 1B IBB	4-0 SAFE IBB		3-1 G3-1		
16 Jason Lane, R OBP: 0.500, SLG: 0.429 (1, 9) C SAFE B X	1-1 F9			1-2 E9 1B 1B	1-3 K		1-2 G5-3		
Morgan Ensberg, R OBP: 0.293, SLG: 0.299 (1, 5) 28 Adam Everett, R OBP: 0.328, SLG: 0.368 (8, 6) 1 SAFE X	0-0 2B			0-1 SH3-4 WP 1B	3-3 K		2-2 G6-3		
Brad Ausmus, R OBP: 0.305, SLG: 0.333 (1, 2) B C B S X	2-2 F9			4-2 WP SH3-4 BB		0-0 F8 5 1B SH1-4 1B		0-0 G6-3	
Wade Miller, R OBP: 0.300, SLG: 0.300 (1, 1) 54 Brad Lidge, R (8, 1) Orlando Palmeiro, L OBP: 0.269, SLG: 0.375 (8, PH) 41 Brandon Backe, R (9, 1) Octavio Dotel, R (9, 1)			1-3 K	0-1 SH3-4		0-1 SH1-4		1-1 G4-3	

Inning Stats	R: 0 E: 0 K: 0 S: 7	H: 1 LOB: 1 BB: 0 P: 12	R: 0 E: 0 K: 0 S: 9	H: 1 LOB: 1 BB: 1 P: 16	R: 0 E: 0 K: 1 S: 8	H: 0 LOB: 0 BB: 0 P: 11	R: 4 E: 1 K: 1 S: 17	H: 3 LOB: 2 BB: 3 P: 31	R: 0 E: 0 K: 3 S: 12	H: 1 LOB: 2 BB: 1 P: 20	R: 1 E: 0 K: 0 S: 7	H: 2 LOB: 2 BB: 0 P: 9	R: 0 E: 0 K: 0 S: 8	H: 0 LOB: 0 BB: 0 P: 14	R: 0 E: 0 K: 0 S: 6	H: 0 LOB: 0 BB: 0 P: 8
PITCHER	IP WLS L	WLS L	BF H	BF H	BF H	BF H	BF H	BF H	BF H	BF H	BF H	BF H	BF H	BF H	BF H	BF H
Kris Benson, R ERA: 3.96 (1, 1)	5.2		30	8												
Brian Meadows, R ERA: 0.92 (6, 1)	1.1		4	0												
16 Salomon Torres, R ERA: 4.85 (8, 1)	1.0		3	0												

AB R H RBI BB SO LOB

3	0	1	0	1	0	0
4	0	0	0	0	0	5
4	1	2	1	0	1	1
4	0	1	0	0	1	4
1	1	0	0	3	0	0
4	1	1	0	0	1	3
4	1	2	2	0	1	2
0	0	0	0	0	0	0
3	1	1	0	1	0	1
1	0	0	0	0	1	0
0	0	0	0	0	0	0
1	0	0	0	0	0	0
0	0	0	0	0	0	0

1B: 6	SF: 0	WP: 1	PA: 37
2B: 2	SAC: 2	PB: 0	
3B: 0	DP: 0	SB: 1	
HR: 0	HBP: 1	CS: 0	

Pittsburgh Pirates @ Houston Astros
Minute Maid Park, Houston, TX
Thu May 06 2004, 1:05 PM CDT
Att: 36,055 - Cloudy - 78 F

livebaseballscorecards.com

AB	29
R	5
H	8
RBI	3
BB	5
SO	5
LOB	16



Batter	1	2	3	4	5	6	7	8	9	AB R H RBI BB SO LOB	TOP
Cesar Izturis, S (1, 6) OBP: 0.333, SLG: 0.391	0-1 G6-3 3B		4-2 BB			4-2 G4-6-3 BB		1-1 G3		2 1 1 0 2 0 0	Los Angeles Dodgers @ Pittsburgh Pirates PNC Park, Pittsburgh, PA Fri May 07 2004, 7:05 PM EDT Att. 20,944 - Unknown - 51 F livebaseballscorecards.com
Paul Lo Duca, R (1, 7) OBP: 0.406, SLG: 0.469	0-2 G6-3		2-0 F9			1-0 G4-6-3 1-2f		1-1 FC6-4 1B		4 0 1 1 0 0 2	
Milton Bradley, S (1, 8) OBP: 0.327, SLG: 0.463	3-H 2-3 K		0-1 F9			0-0 1B		1-0 FC6-4 1-2f		4 0 1 0 0 1 2	
Shawn Green, L (1, 3) OBP: 0.371, SLG: 0.474	2-3 K					0-0 G5-3		3-3 K		4 0 0 0 0 2 2	
Adrián Beltré, R (1, 5) OBP: 0.393, SLG: 0.688						0-0 G6-3		1-0 HR 1B		4 1 1 0 0 0 0	
Juan Encarnacion, R (1, 9) OBP: 0.281, SLG: 0.435						3-1 G6-3		1-3 K		4 0 0 0 0 1 1	
José Hernández, R (1, 4) OBP: 0.432, SLG: 0.714						0-3 K		1-1 1-H HR		4 2 3 3 0 1 0	
David Ross, R (1, 2) OBP: 0.107, SLG: 0.222						2-3 K		0-0 P4		4 0 0 0 0 2 1	
Wilson Alvarez, L (1, 1) Guillermo Mota, R (8, 1)						1-3 K		1-1 P5		3 0 0 0 0 2 0 0 0 0 0 0 0 0	
Inning Stats	R: 1 E: 0 K: 2 S: 15 H: 1 LOB: 0 BB: 0 P: 19	R: 1 E: 0 K: 0 S: 6 H: 1 LOB: 0 BB: 0 P: 11	R: 0 E: 0 K: 1 S: 8 H: 0 LOB: 1 BB: 1 P: 15	R: 0 E: 0 K: 0 S: 5 H: 0 LOB: 0 BB: 0 P: 9	R: 0 E: 0 K: 3 S: 9 H: 0 LOB: 0 BB: 0 P: 12	R: 0 E: 0 K: 0 S: 6 H: 1 LOB: 1 BB: 1 P: 11	R: 2 E: 0 K: 1 S: 9 H: 2 LOB: 0 BB: 0 P: 13	R: 0 E: 0 K: 1 S: 9 H: 1 LOB: 1 BB: 0 P: 15	R: 0 E: 0 K: 1 S: 14 H: 1 LOB: 1 BB: 0 P: 17	1B: 4 2B: 0 3B: 1 HR: 2 SF: 0 SAC: 0 DP: 1 HBP: 0	WP: 0 PB: 0 SB: 0 CS: 0 PA: 35
PITCHER	IP WLS BF H R ER SO BB IBB HBP BLK WP HR S P ERA WHIP										
Oliver Pérez, L (1, 1) ERA: 3.48	8.0 L 31 6 4 4 8 2 0 0 0 0 0 2 67 105 4.50 1.000										
Jose Mesa, R (9, 1) ERA: 0.73	1.0 4 1 0 0 1 0 0 0 0 0 0 0 14 17 0.00 1.000										



Batter	1	2	3	4	5	6	7	8	9	AB	R	H	RBI	BB	SO	LOB
--------	---	---	---	---	---	---	---	---	---	----	---	---	-----	----	----	-----

Tike Redman, L OBP: 0.228, SLG: 0.280 (1, 8)	1-0 G3			3-2 F8		1-0 G4-3			0-2 L6	4	0	0	0	0	0	1
2 Jack Wilson, R OBP: 0.360, SLG: 0.518 (1, 6)	0-2 F9			0-3 K			3-2 G3			3	0	0	0	0	1	0
18 Jason Kendall, R OBP: 0.363, SLG: 0.326 (1, 2)	2-2 F9			2-2 G4-3			3-2 L6			3	0	0	0	0	0	0
Craig Wilson, R OBP: 0.421, SLG: 0.644 (1, 3)		2-3 K			3-3 K		1-1 F8			3	0	0	0	0	2	0
Jason Bay, R (1, 7)		2-3 K			1-2 F9			1-3 K		3	0	0	0	0	2	0
Rob Mackowiak, L OBP: 0.326, SLG: 0.419 (1, 9)		0-1 F8			0-0 G3-1			1-0 F8		3	0	0	0	0	0	0
Chris Stynes, R OBP: 0.239, SLG: 0.265 Jose Mesa, R (9, 1)			2-2 G1-3			0-1 SH1-4 1B		1-1 G6-3		3	0	1	0	0	0	0
Jose Castillo, R OBP: 0.353, SLG: 0.393 (1, 4)			0-0 G1-3			0-0 F9			3-2 F9	3	0	0	0	0	0	1
Oliver Pérez, L OBP: 0.444, SLG: 0.375 Abraham Nunez, S OBP: 0.265, SLG: 0.313 (9, 5)			2-3 K			0-0 SH1-4			0-0 G3-1	1	0	0	0	0	1	0
						1-2				1	0	0	0	0	0	0

Inning Stats	R: 0	H: 0	E: 0	LOB: 0	K: 0	S: 7	R: 0	H: 0	E: 0	LOB: 0	K: 2	S: 8	R: 0	H: 0	E: 0	LOB: 0	K: 1	S: 8	R: 0	H: 0	E: 0	LOB: 0	K: 1	S: 12	R: 0	H: 0	E: 0	LOB: 0	K: 1	S: 8	R: 0	H: 1	E: 0	LOB: 1	K: 0	S: 5	R: 0	H: 0	E: 0	LOB: 0	K: 0	S: 9	R: 0	H: 0	E: 0	LOB: 0	K: 1	S: 6	R: 0	H: 0	E: 0	LOB: 0	K: 0	S: 7	R: 0	H: 0	E: 0	LOB: 0	K: 0	S: 7	1B: 1	SF: 0	2B: 0	SAC: 1	3B: 0	DP: 0	HR: 0	HBP: 0	WP: 0	PA: 28
--------------	------	------	------	--------	------	------	------	------	------	--------	------	------	------	------	------	--------	------	------	------	------	------	--------	------	-------	------	------	------	--------	------	------	------	------	------	--------	------	------	------	------	------	--------	------	------	------	------	------	--------	------	------	------	------	------	--------	------	------	------	------	------	--------	------	------	-------	-------	-------	--------	-------	-------	-------	--------	-------	--------

PITCHER	IP	WLS	BF	H	R	ER	SO	BB	IBB	HBP	BLK	WP	HR	S	P	ERA	WHIP
Wilson Alvarez, L ERA: 1.52 (1, 1)	7.0	W	22	1	0	0	5	0	0	0	0	0	0	57	85	0.00	0.143
Guillermo Mota, R ERA: 2.03 (8, 1)	2.0		6	0	0	0	1	0	0	0	0	0	0	13	19	0.00	0.000

BOTTOM

Los Angeles Dodgers @ Pittsburgh Pirates
PNC Park, Pittsburgh, PA
Fri May 07 2004, 7:05 PM EDT
Att: 20,944 - Unknown - 51 F

AB	27
R	0
H	1
RBI	0
BB	0
SO	6
LOB	2



WP	HR	S	P	ERA	WHIP
0	0	0	0	0.00	0.143
0	0	1	0	0.00	0.000

Batter	1	2	3	4	5	6	7	8	9	AB R H RBI BB SO LOB	TOP													
Cesar Izturis, S OBP: 0.320, SLG: 0.374 (1, 6) B C B X	2-1 F7 1	0-1 G3-1 3		1-1 FC4-6 3 1-2f			2-2 F9 3		0-1 F7 2 3 1-2 2-3 3-H	5 0 0 0 0 0 6														
Paul Lo Duca, R OBP: 0.409, SLG: 0.470 (1, 2) C X	0-1 1B HR 1B		0-1 G5-3 1		1-1 G5-3 1			0-1 CS 1B		4 1 2 0 0 0 0														
Milton Bradley, S OBP: 0.324, SLG: 0.455 (1, 8) X	0-0 HR 1B		0-0 F8 2		1-1 F9 2			2-2 G2-3 1 2 1-2		4 1 1 0 0 0 1														
Shawn Green, L OBP: 0.367, SLG: 0.495 (1, 3) B F B S F X	2-2 HR 1B		0-0 G4-3 3		2-1 G6-3 3			0-1 G4-3 3		4 1 1 3 0 0 0														
Adrián Beltré, R OBP: 0.388, SLG: 0.672 (1, 5) B S B F F S	2-3 K			0-0 F8 1		2-1 G6-3 1			0-0 BB 2B 1B	4 1 1 0 0 1 0														
Juan Encarnacion, R OBP: 0.288, SLG: 0.455 (1, 9) C B X	1-1 2B			0-0 1B 2B		3-3 K			1 SAFE 2-3 K 1	4 0 2 0 0 2 1														
José Hernández, R OBP: 0.415, SLG: 0.658 (1, 7) C C C O B B B B	3-3 K			1-1 L9 2		1-1 L4 3			1 SAFE 1 SAFE 1 SAFE 1 SAFE F B B B	3 0 0 0 1 1 2														
Alex Cora, L OBP: 0.345, SLG: 0.377 (1, 4) F B C B F X		2-2 G6-3 1		4-0 1B IBB			2-2 P6 1		B X 1-0 CS 2B 1-3 2-H	3 0 1 1 1 0 0														
Hideo Nomo, R OBP: 0.143, SLG: 0.143 (1, 1) Joe Thurston, L (7, PH) 37 Darren Dreifort, R (7, 1) Guillermo Mota, R (8, 1) Robin Ventura, L OBP: 0.458, SLG: 0.429 (9, PH) Orlando Cabrera, R OBP: 0.231, SLG: 0.273 (9, PH) Eric Gagne, R (9, 1)		1-3 K 2		2-2 FC4-6 1B 1-2 2-3			1-0 G3-1 2		4-0 CS IBB	2 0 1 0 0 1 0 1 0 1 0 0 0 0 0 0 0 0 0														
Inning Stats	R: 3 E: 0 K: 2 S: 19	H: 4 LOB: 1 BB: 0 P: 29	R: 0 E: 0 K: 1 S: 8	H: 0 LOB: 0 BB: 0 P: 11	R: 0 E: 0 K: 0 S: 4	H: 0 LOB: 0 BB: 0 P: 4	R: 0 E: 0 K: 0 S: 10	H: 2 LOB: 3 BB: 1 P: 18	R: 0 E: 0 K: 0 S: 6	H: 0 LOB: 0 BB: 0 P: 10	R: 0 E: 0 K: 1 S: 8	H: 0 LOB: 0 BB: 0 P: 14	R: 0 E: 0 K: 0 S: 7	H: 0 LOB: 0 BB: 0 P: 12	R: 0 E: 0 K: 0 S: 8	H: 1 LOB: 0 BB: 0 P: 10	R: 1 E: 0 K: 1 S: 9	H: 2 LOB: 2 BB: 2 P: 20	1B: 5 2B: 3 3B: 0 HR: 1	SF: 0 SAC: 0 DP: 0 HBP: 0	WP: 0 PB: 0 SB: 0 CS: 4	PA: 37		
PITCHER Ryan Vogelsong, R ERA: 6.75 (1, 1) 16 Salomon Torres, R ERA: 5.02 (8, 1) 34 John Grabow, L ERA: 1.69 (9, 1)	IP 7.0 1.1 0.2	WLS L	BF 28 7 2	H 6 3 0	R 3 1 0	ER 3 1 0	SO 4 1 0	BB 0 1 0	IBB 1 0 1	HBP 0 0 0	BLK 0 0 0	WP 0 0 0	HR 1 0 0	S 62 15 2	P 98 24 6	ERA 3.86 6.75 0.00	WHIP 0.857 3.000 0.000							

Los Angeles Dodgers @ Pittsburgh Pirates
PNC Park, Pittsburgh, PA
Sat May 08 2004, 7:05 PM EDT
Att. 26,610 - Cloudy - 73 F

AB	34
R	4
H	9
RBI	4
BB	3
SO	5
LOB	10



BOTTOM

Los Angeles Dodgers @ Pittsburgh Pirates
 PNC Park, Pittsburgh, PA
 Sat May 08 2004, 7:05 PM EDT
 Att. 26,610 - Cloudy - 73 F

livebaseballscorecards.com

AB 32
 R 3
 H 9
 RBI 3
 BB 0
 SO 8
 LOB 10



WP: 0 PA: 35
 PB: 0
 SB: 0
 CS: 0

Batter	1	2	3	4	5	6	7	8	9	AB	R	H	RBI	BB	SO	LOB
18 Jason Kendall, R OBP: 0.368, SLG: 0.333	(1, 2) 3-2 1B		0-2 1B		1-2 F7		2-3 K			4	0	2	0	0	1	1
2 Jack Wilson, R OBP: 0.356, SLG: 0.535	(1, 6) 1-0 L5-3		2-1 F8			0-0 HR		1-1 L1		4	1	1	1	0	0	2
Craig Wilson, R OBP: 0.407, SLG: 0.619	(1, 3) 0-0 L7			0-0 P3		1-3 K		2-3 K		4	0	0	0	0	2	0
Rob Mackowiak, L OBP: 0.322, SLG: 0.423	(1, 9)	1-2 F8		0-0 L3		2-0 2B		0-3 K		4	0	1	0	0	1	0
Jason Bay, R OBP: 0.286, SLG: 0.286	(1, 7)	0-0 F8		3-1 FC6-4 1B		3-3 K		1-1 SH1-4 1B		4	0	2	0	0	1	1
Jose Castillo, R OBP: 0.338, SLG: 0.375	(1, 4)	1-2 L8		0-1 FC6-4		1-2 F8		0-0 SH1-4		3	0	0	0	0	0	2
Chris Stynes, R OBP: 0.257, SLG: 0.296	(1, 5)		2-2 P3		3-2 G1-4-3 SF4 2B		0-2 SH5-4 1B		2-3 K	3	1	2	0	0	0	0
Abraham Nunez, S OBP: 0.257, SLG: 0.303	(9, PH)									1	0	0	0	0	1	1
Tike Redman, L OBP: 0.230, SLG: 0.306	(1, 8)		0-1 HR		2-1 G1-4-3		0-0 SH5-4		1-1 L6	3	1	1	1	0	0	2
Ryan Vogelsong, R OBP: 0.333, SLG: 0.286	(1, 1)															
Bobby Hill, S OBP: 0.373, SLG: 0.333	(7, PH)															
16 Salomon Torres, R	(8, 1)															
34 John Grabow, L	(9, 1)															

Batter	1	2	3	4	5	6	7	8	9
18 Jason Kendall, R OBP: 0.368, SLG: 0.333	(1, 2) 3-2 1B		0-2 1B		1-2 F7		2-3 K		
2 Jack Wilson, R OBP: 0.356, SLG: 0.535	(1, 6) 1-0 L5-3		2-1 F8			0-0 HR		1-1 L1	
Craig Wilson, R OBP: 0.407, SLG: 0.619	(1, 3) 0-0 L7			0-0 P3		1-3 K		2-3 K	
Rob Mackowiak, L OBP: 0.322, SLG: 0.423	(1, 9)	1-2 F8		0-0 L3		2-0 2B		0-3 K	
Jason Bay, R OBP: 0.286, SLG: 0.286	(1, 7)	0-0 F8		3-1 FC6-4 1B		3-3 K		1-1 SH1-4 1B	
Jose Castillo, R OBP: 0.338, SLG: 0.375	(1, 4)	1-2 L8		0-1 FC6-4		1-2 F8		0-0 SH1-4	
Chris Stynes, R OBP: 0.257, SLG: 0.296	(1, 5)		2-2 P3		3-2 G1-4-3 SF4 2B		0-2 SH5-4 1B		2-3 K
Abraham Nunez, S OBP: 0.257, SLG: 0.303	(9, PH)								
Tike Redman, L OBP: 0.230, SLG: 0.306	(1, 8)		0-1 HR		2-1 G1-4-3		0-0 SH5-4		1-1 L6
Ryan Vogelsong, R OBP: 0.333, SLG: 0.286	(1, 1)								
Bobby Hill, S OBP: 0.373, SLG: 0.333	(7, PH)								
16 Salomon Torres, R	(8, 1)								
34 John Grabow, L	(9, 1)								

Inning Stats	R: 0	H: 1	E: 0	LOB: 0	K: 0	P: 10	R: 0	H: 0	E: 0	LOB: 0	K: 0	P: 10	R: 1	H: 2	E: 0	LOB: 1	K: 1	P: 18	R: 0	H: 1	E: 0	LOB: 1	K: 0	P: 9	R: 1	H: 2	E: 0	LOB: 1	K: 2	P: 20	R: 0	H: 1	E: 0	LOB: 1	K: 2	P: 16	R: 0	H: 0	E: 0	LOB: 0	K: 2	P: 13	R: 0	H: 1	E: 0	LOB: 1	K: 1	P: 12	1B: 5	SF: 1	2B: 3	SAC: 2	3B: 0	DP: 1	HR: 2	HBP: 0	WP: 0	PA: 35
--------------	------	------	------	--------	------	-------	------	------	------	--------	------	-------	------	------	------	--------	------	-------	------	------	------	--------	------	------	------	------	------	--------	------	-------	------	------	------	--------	------	-------	------	------	------	--------	------	-------	------	------	------	--------	------	-------	-------	-------	-------	--------	-------	-------	-------	--------	-------	--------

PITCHER	IP	WLS	BF	H	R	ER	SO	BB	IBB	HBP	BLK	WP	HR	S	P	ERA	WHIP
Hideo Nomo, R ERA: 6.0	(1, 1)	6.0		7	3	3	3	0	0	0	0	0	2	61	88	4.50	1.167
37 Darren Dreifort, R ERA: 2.81	(7, 1)	1.0	4	1	0	0	2	0	0	0	0	0	0	11	16	0.00	1.000
Guillermo Mota, R ERA: 1.88	(8, 1)	1.0	W 3	0	0	0	2	0	0	0	0	0	0	10	13	0.00	0.000
Eric Gagne, R ERA: 1.93	(9, 1)	1.0	S 4	1	0	0	1	0	0	0	0	0	0	8	12	0.00	1.000

Batter	1	2	3	4	5	6	7	8	9	10	11	12	13	14	AB R H RBI BB SO LOB	TOP														
Alex Cora, L (1, 4) OBP: 0.355, SLG: 0.390 Olmedo Saenz, R (14, PH) OBP: 0.286, SLG: 0.583 (14, 3)	4-2 2B BB	3-2 E2 1B 2-H		1-0 F8			1-3 K		0-0 2B			2-2 G4-3		2-0 HR	5 1 2 0 1 1 0 1 1 1 2 0 0 0															
Paul Lo Duca, R (1, 2) OBP: 0.402, SLG: 0.467	1-1 2B 1-H	1-0 G5-3		1-2 G6-3			1-0 L9		1-0 F9			2-2 G3-1		1-1 CS 1B	7 1 2 1 0 0 2															
Milton Bradley, S (1, 8) OBP: 0.339, SLG: 0.491	3-3 K		0-1 F7		2-1 G3		1-2 HR		1-2 CS 1B			1-0 1B		0-1 1B	7 1 4 1 0 1 1															
Shawn Green, L (1, 9) OBP: 0.370, SLG: 0.505	1-0 2B 2-H		0-0 2B 2B		2-0 G4-3		4-0 1B G5-4-3 BB		1-3 K			1-0 G6-3		0-3 K	6 2 2 1 1 2 4															
Adrián Beltré, R (1, 5) OBP: 0.394, SLG: 0.672	1-0 P3		3-2 F8 1B 2-H		1-1 F8		2-2 G5-4-3 1B		3-2 FC6-4 1B					0-1 P4 CS	6 1 3 1 0 0 1															
Juan Encarnacion, R (1, 7) OBP: 0.274, SLG: 0.432	2-1 F7		3-2 F8 2-3				0-1 G5-4-3 1-2f		0-1 FC6-4 1-2f					1-0 G4-3	6 0 0 0 0 1 4															
Robin Ventura, L (1, 3) Brian Falkenberg, R (13, 1)		0-2 G6-3	2-1 1B 3-H		2-0 F8		0-0 G4-3					1-1 P6		3-2 G4-3	6 0 1 1 0 0 0 0 0 0 0 0 0 0															
José Hernández, R (1, 6) (13, 3) (14, 4)		1-2 S E 1B	2-2 F9		1-3 K		1-2 G6-3		0-0 G5-3					4-1 SH2-4 HR BB	5 2 1 0 1 1 1															
Odalis Pérez, L Jose Lima, R 37 Darrian Dreifort, R Tom Mares, L Duane Sanchez, R Jason Grabowski, L Guillermo Mota, R Joe Thurston, L Eric Gagne, R Cesar Izuma, S		1-3 K		0-1 G4-3			0-1 F7		1-1 G3			0-0 G1-4-3		0-0 SH2-4	3 0 0 0 0 0 1 1 0															
Inning Stats	R: 2 E: 0 S: 12	H: 2 LOB: 1 BB: 1 P: 24	R: 1 E: 1 K: 1 S: 15	H: 2 LOB: 1 BB: 0 P: 21	R: 2 E: 0 K: 0 S: 18	H: 3 LOB: 1 BB: 0 P: 28	R: 0 E: 0 K: 0 S: 6	H: 0 LOB: 0 BB: 0 P: 8	R: 0 E: 0 K: 1 S: 7	H: 0 LOB: 0 BB: 0 P: 12	R: 0 E: 0 K: 0 S: 6	H: 0 LOB: 0 BB: 1 P: 8	R: 2 E: 0 K: 1 S: 9	H: 2 LOB: 1 BB: 0 P: 16	R: 0 E: 0 K: 1 S: 10	H: 1 LOB: 1 BB: 0 P: 13	R: 0 E: 0 K: 0 S: 13	H: 0 LOB: 0 BB: 0 P: 17	R: 0 E: 0 K: 0 S: 4	H: 0 LOB: 0 BB: 0 P: 5	R: 0 E: 0 K: 0 S: 8	H: 1 LOB: 1 BB: 0 P: 14	R: 0 E: 0 K: 0 S: 7	H: 0 LOB: 0 BB: 0 P: 11	R: 2 E: 0 K: 1 S: 12	H: 3 LOB: 1 BB: 1 P: 19	1B: 9 2B: 5 3B: 0 HR: 2	SF: 0 SAC: 1 DP: 1 HBP: 0	WP: 0 PB: 0 SB: 1 CS: 2	PA: 59
PITCHER	IP WLS BF H R ER SO BB IBB HBP BLK WP HR S P ERA WHIP																													
Josh Fogg, R (1, 1) ERA: 3.68	5.0 23 7 5 4 2 1 0 0 0 0 0 0 91 7.20 1.600																													
37 Mike Johnston, L (6, 1) ERA:	1.0 3 0 0 0 2 0 0 0 0 0 0 0 7 12 0.00 0.000																													
Brian Meadows, R (7, 1) ERA: 0.87	1.0 3 0 0 0 1 0 0 0 0 0 0 0 6 8 0.00 0.000																													
Jason Boyd, R (8, 1) ERA: 4.63	1.0 5 2 2 2 0 1 0 0 0 0 0 1 9 16 18.00 3.000																													
Jose Mesa, R (9, 1) ERA: 0.63	2.0 8 3 0 0 1 0 0 0 0 0 0 0 23 30 0.00 1.500																													
PITCHER	IP WLS BF H R ER SO BB IBB HBP BLK WP HR S P ERA WHIP																													
16 Salomon Torres, R (11, 1) ERA: 4.15	3.0 10 1 0 0 0 0 0 0 0 0 0 0 19 30 0.00 0.333																													
34 John Grabow, L (14, 1) ERA: 3.18	0.2 L 6 3 2 2 1 1 0 0 0 0 0 1 11 18 27.00 6.000																													
Brian Boehringer, R (14, 1) ERA: 5.14	0.1 0 0 0 0 0 0 0 0 0 0 0 0 1 1 0.00 0.000																													

Los Angeles Dodgers @ Pittsburgh Pirates
PNC Park, Pittsburgh, PA
Sun May 09 2004, 1:35 PM EDT
Att. 16,554 - Cloudy - 79 F

livebaseballscorecards.com

AB 54
R 9
H 16
RBI 7
BB 3
SO 7
LOB 14



Batter	1	2	3	4	5	6	7	8	9	10	11	12	AB	R	H	RBI	BB	SO	LOB	TOP						
1 Tike Redman, L OBP: 0.245, SLG: 0.326 (1, 8)	F8		G4-3			G4-3				F7		K	7	2	2	1	0	1	3							
2 Jack Wilson, R OBP: 0.371, SLG: 0.543 (1, 6)	WP 18 S 1B		18 E 3B			E7 HR 1B		P4		K		18 WP 3B 1B	6	3	4	0	1	1	0							
18 Jason Kendall, R OBP: 0.367, SLG: 0.324 (1, 2)	WP 1-2 BB		E8 1B			K		L9		SH1-4 1B		F9	5	1	2	1	2	1	4							
Rob Mackowiak, L OBP: 0.333, SLG: 0.402 (1, 7) (9, 9)	1-3 K		3-H K			L4		G1-3		SH1-4 1-2		SH3-4 G1-2-3 BB	5	1	1	1	1	2	5							
Craig Wilson, R OBP: 0.417, SLG: 0.667 (1, 9) (9, 3)	F7					2B G4-3 1B		HR		IBB		SH3-4 BB	5	4	4	7	2	0	2							
Daryle Ward, L OBP: 0.500, SLG: 0.750 Jason Bay, R OBP: 0.250, SLG: 0.200 (1, 3) (9, PH) (9, 7)		G4-3				G4-3 2B		P6		L9-3 1B		SH3-4 F7	4	1	2	0	0	0	0							
Chris Stynes, R OBP: 0.267, SLG: 0.296 (1, 5)		F9				G4-3		P4		L9-3 1-1		IBB 1B	6	0	1	2	1	1	4							
Jose Castillo, R OBP: 0.346, SLG: 0.397 (1, 4)		G2-3				G4-3 3-H		FC4-6 1B		HR BB		SH5-4 1B	6	1	2	1	1	0	4							
Kyle Wells, R Jason Boyd, R Abraham Nunez, S Brian Boehringer, S 37 Mike Johnson, L Bobby Hill, S Brian Meadows, R 34 John Grabow, L Ryan Vogelsong, R 16 Salomon Torres, R 11 Humberto Cota, R Jose Mesa, R			F8			L9		FC4-6 1-2F		HR 1-H		SH5-4 1-2	2	0	0	0	0	0	0							
Inning Stats	R: 0 E: 0 K: 1 S: 16	H: 1 LOB: 2 BB: 1 P: 25	R: 0 H: 0 E: 0 K: 0 S: 7	LOB: 0 BB: 0 P: 10	R: 1 E: 1 K: 1 S: 15	H: 2 LOB: 1 BB: 0 P: 20	R: 2 E: 0 K: 0 S: 14	H: 2 LOB: 0 BB: 0 P: 20	R: 3 E: 1 K: 1 S: 20	H: 3 LOB: 0 BB: 0 P: 28	R: 0 E: 0 K: 0 S: 4	H: 0 LOB: 0 BB: 0 P: 9	R: 4 E: 0 K: 1 S: 15	H: 4 LOB: 0 BB: 1 P: 26	R: 0 E: 0 K: 2 S: 9	H: 1 LOB: 2 BB: 1 P: 16	R: 0 E: 0 K: 0 S: 8	H: 1 LOB: 2 BB: 1 P: 15	R: 0 E: 0 K: 0 S: 6	H: 0 LOB: 2 BB: 3 P: 20	R: 5 E: 0 K: 1 S: 13	H: 4 LOB: 1 BB: 1 P: 26	1B: 12 2B: 2 3B: 2 HR: 4	SF: 0 SAC: 3 DP: 2 HBP: 1	WP: 2 PB: 0 SB: 2 CS: 0	PA: 62
PITCHER	IP	WLS	BF	H	R	ER	SO	BB	IBB	HBP	BLK	WP	HR	S	P	ERA	WHIP									
Scott Elarton, R ERA: 9.16 (1, 1)	5.0		24	8	6	6	3	1	0	0	0	1	1	72	103	10.80	1.800									
Steve Reed, R ERA: 2.03 (6, 1)	1.0	H	4	1	0	0	0	0	0	0	0	0	0	6	13	0.00	1.000									
Tim Harikkala, R ERA: 0.82 (7, 1)	1.0	H	5	2	2	2	0	0	0	0	0	0	1	10	19	18.00	2.000									
Vladimir Nunez, R ERA: 5.17 (8, 1)	1.0	B	5	2	2	2	1	1	0	0	0	0	2	9	16	18.00	3.000									
40 Brian Fuentes, L ERA: 2.4 (9, 1)	1.2		8	2	0	0	2	0	1	0	0	0	0	15	23	0.00	1.200									
PITCHER	IP	WLS	BF	H	R	ER	SO	BB	IBB	HBP	BLK	WP	HR	S	P	ERA	WHIP									
Shawn Chacon, R ERA: 3.95 (10, 1)	1.1		7	0	0	0	0	3	1	0	0	0	0	8	28	0.00	2.250									
Javier López, L ERA: 9.0 (12, 1)	1.0	L	9	4	5	5	1	0	1	1	0	1	0	13	26	45.00	4.000									

Pittsburgh Pirates @ Colorado Rockies
Coors Field, Denver, CO
Tue May 11 2004, 7:05 PM MDT
Att. 21,123 - Overcast - 68 F

AB	50
R	15
H	19
RBI	15
BB	8
SO	7
LOB	26



Batter	1	2	3	4	5	6	7	8	9	10	11	12	AB	R	H	RBI	BB	SO	LOB
Luis Gonzalez, R OBP: 0.312, SLG: 0.438	G5-3		2B	P2		G6-3	G6-4-3		G6-3 SH2-4		G6-3		7	1	2	1	0	0	3
Royce Clayton, R OBP: 0.359, SLG: 0.422	2B		P4	HBP		SF4		17 2B	SH2-4		17 1B		5	2	4	0	0	0	1
17 Todd Helton, L OBP: 0.462, SLG: 0.584	L6		2B	F9		BB		1B	G6-3		G3		4	2	1	1	3	0	4
Vinny Castilla, R OBP: 0.392, SLG: 0.640	K		5 HR			SF4		1B	G6-3		1B		5	2	3	3	1	1	3
Jeromy Burnitz, L OBP: 0.355, SLG: 0.570		F7	K			HR		SF7	G4-3		1B		4	1	1	3	1	1	3
Shawn Chacon, R (10, 1)						HR							0	0	0	0	0	0	0
Jason Jennings, L OBP: 0.200, SLG: 0.400						BB							1	0	1	0	0	0	0
Javier López, L (12, 1)													0	0	0	0	0	0	0
5 Matt Holliday, R OBP: 0.405, SLG: 0.584		G3	HR			K		G4-3					4	1	1	2	0	1	2
Tim Hankkala, R (7, 1)													0	0	0	0	0	0	0
Vladimir Nunez, R (8, 1)													0	0	0	0	0	0	0
Kit Pellow, R OBP: 0.297, SLG: 0.398													3	0	0	0	0	1	1
Mark Sweeney, L OBP: 0.405, SLG: 0.571													4	0	3	0	1	0	0
40 Brian Fuentes, L (9, 1)													0	0	0	0	0	0	0
11 Brad Hawpe, L OBP: 0.355, SLG: 0.567													2	0	0	0	0	1	0
Charles Johnson, R OBP: 0.379, SLG: 0.593													6	0	2	0	1	1	2
Scott Elarton, R OBP: 0.333, SLG: 0.250													1	1	1	0	1	0	0
Aaron Miles, S OBP: 0.280, SLG: 0.374													1	0	0	0	0	0	2
Steve Reed, R (6, 1)													0	0	0	0	0	0	0
Denny Hocking, S OBP: 0.240, SLG: 0.213													3	0	0	0	0	1	6

Inning Stats	R: 0	H: 1	E: 0	LOB: 1	K: 1	S: 17	R: 0	H: 1	E: 0	LOB: 1	K: 0	S: 11	R: 5	H: 4	E: 0	LOB: 0	K: 1	S: 25	R: 0	H: 0	E: 0	LOB: 2	K: 0	S: 11	R: 2	H: 2	E: 1	LOB: 1	K: 1	S: 11	R: 1	H: 1	E: 0	LOB: 2	K: 0	S: 14	R: 0	H: 2	E: 0	LOB: 1	K: 0	S: 7	R: 2	H: 4	E: 0	LOB: 3	K: 2	S: 20	R: 0	H: 1	E: 0	LOB: 2	K: 0	S: 6	R: 0	H: 1	E: 0	LOB: 1	K: 0	S: 12	R: 0	H: 2	E: 0	LOB: 2	K: 2	S: 11	R: 0	H: 0	E: 0	LOB: 0	K: 2	S: 9	R: 0	H: 0	E: 0	LOB: 0	K: 2	S: 9	1B: 9	2B: 6	3B: 2	HR: 2	SF: 2	SAC: 1	DP: 2	HBP: 1	WP: 0	PA: 62
--------------	------	------	------	--------	------	-------	------	------	------	--------	------	-------	------	------	------	--------	------	-------	------	------	------	--------	------	-------	------	------	------	--------	------	-------	------	------	------	--------	------	-------	------	------	------	--------	------	------	------	------	------	--------	------	-------	------	------	------	--------	------	------	------	------	------	--------	------	-------	------	------	------	--------	------	-------	------	------	------	--------	------	------	------	------	------	--------	------	------	-------	-------	-------	-------	-------	--------	-------	--------	-------	--------

PITCHER	IP	WLS	BF	H	R	ER	SO	BB	IBB	HBP	BLK	WP	HR	S	P	ERA	WHIP
Kip Wells, R ERA: 4.58	(1, 1)	4.0	21	6	5	5	2	2	0	1	0	0	1	64	95	11.25	2.000
Jason Boyd, R ERA: 5.68	(5, 1)	1.0	6	2	2	2	1	1	0	0	0	0	1	11	18	18.00	3.000
Brian Boehringer, R ERA: 4.8	(6, 1)	1.0	6	1	1	0	0	2	0	0	0	0	0	14	26	0.00	3.000
37 Mike Johnston, L ERA:	(7, 1)	1.0	4	2	0	0	0	0	0	0	0	0	0	7	9	0.00	2.000
Brian Meadows, R ERA: 1.74	(8, 1)	0.0	3	3	2	2	0	0	0	0	0	0	0	7	8	∞	∞

BOTTOM	
Pittsburgh Pirates @ Colorado Rockies	AB 50
Coors Field, Denver, CO	R 10
Tue May 11 2004, 7:05 PM MDT	H 19
Att: 21,123 - Overcast - 68 F	RBI 10
	BB 8
	SO 7
	LOB 27
	WP: 0
	PA: 62
	PB: 1
	SB: 0
	CS: 0



Batter	1	2	3	4	5	6	7	8	9	AB R H RBI BB SO LOB	TOP														
Tike Redman, L (1, 8) OBP: 0.250, SLG: 0.328	2-1 G4-3	2-1 G1-3			1-0 CS		2-2 1B		3-1 G4-3	5 0 2 0 0 0 2															
2 Jack Wilson, R (1, 6) OBP: 0.368, SLG: 0.531	4-1 18 FC6-4 BB		1-2 F9		1-1 CS	0-2 G3-1	1-2 P4			3 0 0 0 1 0 1															
18 Jason Kendall, R (1, 2) OBP: 0.363, SLG: 0.330	1-1 FC6-4		1-1 F9			0-1 F9		1-1 WP 1B		4 1 1 0 0 0 1															
Craig Wilson, R (1, 3) OBP: 0.412, SLG: 0.653	2-3 K		3-2 G6-3			2-3 K		2-2 2B		4 0 1 1 0 2 1															
Jason Bay, R (1, 7) OBP: 0.350, SLG: 0.235		2-2 S G5-3 1B HBP		4-0 CS S BB		0-2 1B E G5-3 1B	1-2 F8			2 2 1 0 1 0 1															
Chris Stynes, R (1, 5) OBP: 0.256, SLG: 0.282		0-1 G5-3		1-3 K		0-0 G5-3	1-1 L4			4 0 0 0 0 1 4															
J.J. Davis, R (1, 9) OBP: 0.200, SLG: 0.095		4-0 E 1B BB		1-3 K		0-0 E 1B	0-0 G4-3			0 0 0 0 1 0 0															
Rob Mackowiak, L (3, 9) OBP: 0.333, SLG: 0.400		2-3 BB		1-3 K		2-3 E 1B				3 1 1 0 0 1 2															
Jose Castillo, R (1, 4) OBP: 0.345, SLG: 0.408		1-3 K		1-3 K		0-0 E7 G6-3 2B				3 1 1 2 0 2 2															
Bobby Hill, S (9, PH) OBP: 0.393, SLG: 0.408		SAFE				1-H 3-H				1 0 0 0 0 0 0															
Kris Benson, R (1, 1) OBP: 0.333, SLG: 0.273		0-0 E		1-1 L4		0-0 G6-3				3 0 1 2 0 0 0															
37 Mike Johnston, L (7, 1)										0 0 0 0 0 0 0															
Jason Boyd, R (8, 1)										0 0 0 0 0 0 0															
Daryle Ward, L (9, PH) OBP: 0.400, SLG: 0.600		1-2 3-H 1B								1 0 0 0 0 0 0															
Inning Stats	R: 0 E: 0 K: 1 S: 8	H: 0 LOB: 1 BB: 1 P: 17	R: 1 E: 1 K: 1 S: 10	H: 1 LOB: 2 BB: 1 P: 19	R: 0 E: 0 K: 0 S: 8	H: 0 LOB: 0 BB: 0 P: 13	R: 0 E: 0 K: 2 S: 6	H: 0 LOB: 1 BB: 1 P: 12	R: 0 E: 0 K: 1 S: 7	H: 1 LOB: 0 BB: 0 P: 11	R: 0 E: 0 K: 1 S: 8	H: 0 LOB: 0 BB: 0 P: 10	R: 3 E: 1 K: 0 S: 13	H: 4 LOB: 1 BB: 0 P: 16	R: 1 E: 0 K: 0 S: 12	H: 2 LOB: 1 BB: 0 P: 17	R: 0 E: 0 K: 0 S: 11	H: 0 LOB: 0 BB: 0 P: 18	1B: 6 2B: 3 3B: 0 HR: 0	SF: 0 SAC: 0 DP: 1 HBP: 1	WP: 1 PB: 0 SB: 3 CS: 2	PA: 38			
PITCHER	IP	WLS	BF	H	R	ER	SO	BB	IBB	HBP	BLK	WP	HR	S	P	ERA	WHIP								
Shawn Estes, L (1, 1) ERA: 6.7	6.1	W	24	3	2	2	6	3	0	1	0	0	0	51	86	2.84	0.947								
Jeff Fassero, L (7, 1) ERA: 7.13	0.1		4	3	2	2	0	0	0	0	0	0	0	6	8	54.00	9.000								
Tim Harikkala, R (7, 1) ERA: 1.59	0.1	H	2	1	1	1	0	0	0	0	0	0	0	5	7	27.00	3.000								
40 Brian Fuentes, L (8, 1) ERA: 2.25	1.0	H	4	1	0	0	0	0	0	0	0	1	0	10	14	0.00	1.000								
Shawn Chacon, R (9, 1) ERA: 3.68	1.0	S	3	0	0	0	0	0	0	0	0	0	0	11	18	0.00	0.000								

Pittsburgh Pirates @ Colorado Rockies
Coors Field, Denver, CO
 Thu May 13 2004, 1:05 PM MDT
 Overcast - 41 F

livebaseballscorecards.com

AB	33
R	5
H	8
RBI	5
BB	3
SO	6
LOB	14



Batter	1	2	3	4	5	6	7	8	9	AB	R	H	RBI	BB	SO	LOB	BOTTOM				
Luis Gonzalez, R OBP: 0.317, SLG: 0.487 (1, 4)	1-0 F9 ①		2-2 P3 ①		3-1 HR ①		0-1 1B 2B 2-H	2-3 K ③		5	1	2	2	0	1	3					
Royce Clayton, R OBP: 0.364, SLG: 0.450 (1, 6)	1-3 K ②		1-2 HR ②		0-1 F8 ②		2-1 17 G4-6-3 1B 2-3			4	1	2	1	0	1	0					
17 Todd Helton, L OBP: 0.456, SLG: 0.573 (1, 3)	0-0 F7 ③		1-1 F8 ②		1-2 FC6-4 1B		2-2 SAFE G4-6-3 1-2f ③			4	0	1	0	0	0	2					
Vinny Castilla, R OBP: 0.388, SLG: 0.636 (1, 5)		2-2 1B 2B	0-2 G6-3 ③		0-0 FC6-4 1-2f ③			1-3 K ①		4	1	1	0	0	1	1					
Jeremy Burnitz, L OBP: 0.375, SLG: 0.606 (1, 8)		1-1 5 G4-3 SF7 2-H 1B		3-2 HR ①		2-2 CS HBP		4-1 BB BB BB		2	3	2	2	1	0	0					
5 Matt Holliday, R OBP: 0.391, SLG: 0.563 Jeff Fassero, L OBP: 0.650, SLG: 0.500 Tim Hankkala, R 40 Brian Fuentes, L Todd Greene, R OBP: 0.300, SLG: 0.432 Shawn Chacon, R (1, 7) (7, 1) (7, 1) (8, 1) (8, PH) (9, 1)		1-0 G4-3 ①		1-3 K ①		1-1 P4 ①		4-2 BB BB BB 1-2 BB		3	0	0	0	0	1	2					
Mark Sweeney, L OBP: 0.378, SLG: 0.541 Kit Pellow, R OBP: 0.292, SLG: 0.350 (8, PH) (9, 9)		0-0 SF7 ②		0-1 L7 ②		2-3 SAFE SAFE K 1-2 ② ③		2-3 K ②		2	0	0	1	0	1	1					
Charles Johnson, R OBP: 0.394, SLG: 0.590 (1, 2)		4-2 BB		2-2 G6-3 ③			X	0-0 SH1-4 2B 1B	4-2 BB BB 1-2 2-3 BB	2	1	1	0	2	0	0					
Shawn Estes, R OBP: 0.211, SLG: 0.167 Denny Hocking, S OBP: 0.255, SLG: 0.213 (1, 1) (7, 7)		0-0 L8 ③			1-2 G6-3 ①		C SAFE SAFE SAFE X 1-2	1-1 SH1-4 ①	4-1 BB BB 1-2 2-3 3-H BB	2	0	0	0	0	0	1					
Inning Stats	R: 0 E: 0 K: 1 S: 5	H: 0 LOB: 0 BB: 0 P: 7	R: 2 E: 0 K: 0 S: 10	H: 2 LOB: 1 BB: 1 P: 18	R: 1 E: 0 K: 0 S: 12	H: 1 LOB: 0 BB: 0 P: 16	R: 1 E: 0 K: 1 S: 15	H: 1 LOB: 0 BB: 0 P: 21	R: 1 E: 0 K: 1 S: 11	H: 2 LOB: 1 BB: 0 P: 16	R: 0 E: 0 K: 1 S: 8	H: 0 LOB: 0 BB: 0 P: 12	R: 1 E: 0 K: 0 S: 16	H: 3 LOB: 1 BB: 0 P: 21	R: 1 E: 0 K: 3 S: 16	H: 0 LOB: 3 BB: 4 P: 37	1B: 4 2B: 2 3B: 0 HR: 3	SF: 1 SAC: 1 DP: 1 HBP: 1	WP: 0 PB: 0 SB: 0 CS: 1	PA: 37	
PITCHER Kris Benson, R ERA: 4.64 37 Mike Johnston, L ERA: 0.93 Jason Boyd, R ERA: 5.54	IP 6.1 1.1 0.1	WLS L	BF 29 5 3	H 9 0 0	R 6 1 0	ER 6 1 0	SO 3 2 1	BB 1 2 2	IBB 0 0 0	HBP 1 0 0	BLK 0 0 0	WP 0 0 0	HR 3 0 0	S 68 19 6	P 100 32 16	ERA 8.53 6.75 0.00	WHIP 1.579 1.500 6.000				

Pittsburgh Pirates @ Colorado Rockies
Coors Field, Denver, CO
Thu May 13 2004, 1:05 PM MDT
Overcast - 41 F

livebaseballscorecards.com

AB 29
R 7
H 9
RBI 7
BB 5
SO 6
LOB 12



Batter	1	2	3	4	5	6	7	8	9	AB	R	H	RBI	BB	SO	LOB	TOP										
2 Jack Wilson, R OBP: 0.380, SLG: 0.559 (1, 6)	0-2 G4-6-3 1B	1-1 FC4-6 1B		0-0 1B 2B		2-2 1B 3B	0-1 G5-3	1-1 G6-3		6	1	4	1	0	0	1											
Bobby Hill, S OBP: 0.403, SLG: 0.436 (1, 4)	0-1 G4-6-3 1-2f	1-0 FC4-6 1-2f		3-2 BB 1B		1-0 BB 3B 1B	2-2 L8	3-2 2B		6	1	3	2	0	0	2											
Craig Wilson, R OBP: 0.430, SLG: 0.656 (1, 9)	1-2 2B 1B		1-0 G1-3 1B	4-1 1-2 BB		4-1 3B BB	2-2 1B	0-3 K		4	2	3	0	2	1	1											
Rob Mackowiak, L OBP: 0.342, SLG: 0.438 (1, 7)	1-1 1-H HR 2B		3-1 G1-3 1B	1-3 K		1-2 1-H 2-H WP 3B	1-0 G4-3		1-0 G6-3	6	2	3	3	0	1	4											
Daryle Ward, L OBP: 0.455, SLG: 0.909 (1, 3)	1-1 2-H HR		0-0 G1-3 1-2 2-3		0-0 G5-3 1B	1-2 G3-1		3-1 11 1B 2B	1-0 F8	6	2	3	2	0	0	2											
11 Humberto Cota, R OBP: 0.360, SLG: 0.591 (1, 2)	4-1 BB		0-3 K		1-0 P6	0-0 1B 1B		0-0 BB 1B 2B	2-0 2B	5	1	3	1	1	1	3											
Abraham Nunez, S OBP: 0.286, SLG: 0.308 (1, 5)	1-3 K		0-0 F8		1-0 G5-3	0-0 1B		1-2 E BB 1B	2-2 L4	5	1	2	0	0	1	4											
Chris Stynes, R OBP: 0.253, SLG: 0.279 (8, 5)					1-2 1B			1-2 2 G6-3 1B		1	0	0	0	0	0	1											
Tike Redman, L OBP: 0.255, SLG: 0.321 (1, 8)		3-3 K		0-0 F8	4-1 IBB	1-0 F8		4-0 2 G6-3 2B BB		3	1	0	0	2	1	2											
Oliver Pérez, L OBP: 0.286, SLG: 0.231 (1, 1)		0-0 G2		3-3 K	3-2 F8	0-2 G3-1		0-0 L1		5	0	0	0	0	1	6											
Inning Stats	R: 3 E: 0 K: 1 S: 18	H: 4 LOB: 1 BB: 1 P: 26	R: 0 E: 0 K: 1 S: 7	H: 1 LOB: 1 BB: 0 P: 12	R: 0 E: 0 K: 1 S: 8	H: 2 LOB: 2 BB: 0 P: 12	R: 0 E: 0 K: 2 S: 13	H: 2 LOB: 3 BB: 1 P: 24	R: 0 E: 0 K: 0 S: 9	H: 1 LOB: 2 BB: 1 P: 18	R: 4 E: 0 K: 0 S: 18	H: 5 LOB: 2 BB: 1 P: 28	R: 0 E: 0 K: 0 S: 9	H: 1 LOB: 1 BB: 0 P: 14	R: 4 E: 1 K: 1 S: 16	H: 4 LOB: 1 BB: 1 P: 28	R: 0 E: 0 K: 0 S: 6	H: 1 LOB: 1 BB: 0 P: 12	1B: 13 2B: 5 3B: 2 HR: 1	SF: 0 SAC: 0 DP: 1 HBP: 0	WP: 1 PB: 0 SB: 0 CS: 0	PA: 52					
PITCHER	IP	WLS	BF	H	R	ER	SO	BB	IBB	HBP	BLK	WP	HR	S	P	ERA	WHIP										
Jason Jennings, R ERA: 9.07 (1, 1)	5.0	L	27	10	3	3	5	2	1	0	0	0	1	55	92	5.40	2.400										
Turk Wendell, R ERA: 7.02 (6, 1)	0.1		6	4	4	4	0	1	0	0	0	1	0	13	22	108.00	15.000										
Jeff Fassero, L ERA: 6.52 (6, 1)	1.2		7	2	0	0	0	0	0	0	0	0	0	14	20	0.00	1.200										
Javier López, L ERA: 11.08 (8, 1)	1.0		8	4	4	4	1	1	0	0	0	0	0	16	28	36.00	5.000										
Steve Reed, R ERA: 1.88 (9, 1)	1.0		4	1	0	0	0	0	0	0	0	0	0	6	12	0.00	1.000										

Pittsburgh Pirates @ Colorado Rockies
 Coors Field, Denver, CO
 Thu May 13 2004, 1:10 PM MDT
 Att. 20,041 - Overcast - 39 F

livebaseballscorecards.com

AB	47
R	11
H	21
RBI	9
BB	5
SO	6
LOB	26



Batter	1	2	3	4	5	6	7	8	9
Aaron Miles, S OBP: 0.281, SLG: 0.376 Turk Wirtz, L OBP: 0.500, SLG: 0.500 Jeff Fassero, L OBP: 0.500, SLG: 0.500 Javier López, L OBP: 0.390, SLG: 0.583 Charles Johnson, R OBP: 0.390, SLG: 0.583 Steve Reed, R	1-1 G6-4-3 1B		1-1 SF7		0-2 G5-3			1-3 K	
Royce Clayton, R OBP: 0.353, SLG: 0.435	1-1 G6-4-3 1-2f		1-0 FC5-4 1-2f			1-2 G3		1-1 G5-3	
17 Todd Helton, L OBP: 0.450, SLG: 0.562	2-3 K			2-1 L7		1-0 G4-3		1-2 K 1B	
Vinny Castilla, R OBP: 0.384, SLG: 0.623		2-1 G6-3		1-3 K		0-1 K 1B		1-0 F9	
5 Matt Holliday, R OBP: 0.374, SLG: 0.536		1-3 K		1-3 K		2-2 G3		2-2 F8	
Todd Greene, R OBP: 0.318, SLG: 0.463		0-1 G6-3			0-1 SH5-3 G1-3 2B		0-0 FC6-4 1B	2-3 K	
Kit Pellow, R OBP: 0.304, SLG: 0.349			1-1 1B SF7 1B		4-2 G1-3 SH5-3 BB		1-1 FC6-4 1-2f FC6-4	0-0 G6-3	
Denny Hocking, S OBP: 0.264, SLG: 0.224			2-2 FC1-6 1B		0-0 SH5-3		1-3 K		
Jason Jennings, L OBP: 0.188, SLG: 0.375 Luis Gonzalez, R OBP: 0.310, SLG: 0.475			0-1 FC1-6 FC5-4 1-2f		1-2 G1-3		0-0 FC6-4		

AB	R	H	RBI	BB	SO	LOB
2	0	1	1	0	0	1
0	0	0	0	0	0	0
0	0	0	0	0	0	0
0	0	0	0	0	0	0
1	0	0	0	0	1	0
0	0	0	0	0	0	0

4	0	0	0	0	0	2
---	---	---	---	---	---	---

4	0	1	0	0	1	0
---	---	---	---	---	---	---

4	0	1	0	0	1	1
---	---	---	---	---	---	---

4	0	0	0	0	2	1
---	---	---	---	---	---	---

4	1	2	0	0	1	0
---	---	---	---	---	---	---

3	1	1	0	1	0	1
---	---	---	---	---	---	---

2	0	1	0	0	1	1
---	---	---	---	---	---	---

1	0	0	0	0	0	2
2	0	0	1	0	0	2

BOTTOM

Pittsburgh Pirates @ Colorado Rockies
Coors Field, Denver, CO
 Thu May 13 2004, 1:10 PM MDT
 Att. 20,041 - Overcast - 39 F

livebaseballscorecards.com

AB	31
R	2
H	7
RBI	2
BB	1
SO	7
LOB	11



Inning Stats	R	H	E	K	S	R	H	E	K	S	R	H	E	K	S	R	H	E	K	S	R	H	E	K	S	R	H	E	K	S	R	H	E	K	S	R	H	E	K	S											
	0	1	0	7	11	0	0	0	1	11	0	0	0	1	10	1	2	1	10	15	0	0	0	0	8	12	0	0	0	14	19	0	1	1	0	16	0	0	0	7	9	0	1	1	0	13	0	0	0	7	11

PITCHER	IP	WLS	BF	H	R	ER	SO	BB	IBB	HBP	BLK	WP	HR	S	P	ERA	WHIP
Oliver Pérez, L ERA: 3.16	9.0	W	34	7	2	2	7	1	0	0	0	0	0	81	116	2.00	0.889

WP	0	PA	34
PB	0	SB	0
CS	0	ERA	WHIP

Batter	1	2	3	4	5	6	7	8	9	AB R H RBI BB SO LOB	TOP																
18 Jason Kendall, R (1, 2) OBP: 0.362, SLG: 0.330	2-1 1B CS			1-2 G6-3		2-1 F9		0-0 SH1-3		3 0 1 0 0 0 1																	
2 Jack Wilson, R (1, 6) OBP: 0.377, SLG: 0.564	3-3 K 1-2			1-0 G6-3			0-2 HR 3B	0-2 G4-3		4 1 1 0 0 1 2																	
Daryle Ward, L (1, 3) OBP: 0.467, SLG: 1.000	2-1 L9			0-0 L5			0-0 HR	1-2		4 1 2 3 0 0 0																	
Craig Wilson, R (1, 9) OBP: 0.418, SLG: 0.636		2-2 G5-3			0-0 P4		3-3 K	3-2 P4		4 0 0 0 0 1 1																	
Rob Mackowiak, L (1, 7) OBP: 0.339, SLG: 0.460		2-1 G4-3			2-3 K		1-2 G3-1		0-0 HR	4 1 1 1 0 1 0																	
Bobby Hill, S (1, 5) Chris Stynes, R (8, 5) OBP: 0.400, SLG: 0.431 OBP: 0.261, SLG: 0.287		1-2 G6-3			1-3 K		0-0 WP 1B		1-1 FC6-4 1B	3 0 1 0 0 1 0 1 0 1 0 0 0 0																	
Jose Castillo, R (1, 4) OBP: 0.352, SLG: 0.413				0-0 G6-3		0-0 18 WP SH3 1B	0-0 WP 1B		1-2 FC6-4 G6-3	4 0 2 0 0 0 1																	
Tike Redman, L (1, 8) OBP: 0.248, SLG: 0.313				3-2 G4-3		1-0 L4	2-3 K		0-1 G6-3	4 0 0 0 0 1 4																	
Ryan Vogelsong, R (1, 1) Brian Boehringer, S (7, 1) Abraham Nunez, S (8, PH) 16 Salomon Torres, R (8, 1) Jose Mesa, R (9, 1) OBP: 0.273, SLG: 0.222 OBP: 0.302, SLG: 0.325				0-3 K		0-0 SH3		0-1 G4-3 SH1-3 1B		1 0 0 0 0 1 0 0 0 0 0 0 0 0 1 1 1 0 0 0 0 0 0 0 0 0 0 0 0 0 0 0 0 0 0																	
Inning Stats	R: 0 E: 0 K: 1 S: 8	H: 1 LOB: 0 BB: 0 P: 15	R: 0 E: 0 K: 0 S: 10	H: 0 LOB: 0 BB: 0 P: 15	R: 0 E: 0 K: 1 S: 7	H: 0 LOB: 0 BB: 0 P: 10	R: 0 E: 0 K: 0 S: 5	H: 0 LOB: 0 BB: 0 P: 7	R: 0 E: 0 K: 2 S: 7	H: 0 LOB: 0 BB: 0 P: 10	R: 0 E: 1 K: 0 S: 5	H: 1 LOB: 1 BB: 0 P: 8	R: 2 E: 0 K: 2 S: 16	H: 4 LOB: 2 BB: 0 P: 22	R: 1 E: 0 K: 0 S: 14	H: 2 LOB: 1 BB: 0 P: 18	R: 1 E: 0 K: 0 S: 10	H: 2 LOB: 0 BB: 0 P: 12	1B: 7 2B: 1 3B: 1 HR: 2	SF: 0 SAC: 2 DP: 2 HBP: 0	WP: 2 PB: 0 SB: 0 CS: 1	PA: 35					
PITCHER	IP WLS BF H R ER SO BB IBB HBP BLK WP HR S P ERA WHIP																										
Dustin Hermanson, R (1, 1) ERA: 4.67	6.2		25	6	2	2	5	0	0	0	0	1	1	55	82	2.70	0.900										
Scott Eyre, L (7, 1) ERA: 3.68	0.1		1	0	0	0	1	0	0	0	0	1	0	3	5	0.00	0.000										
Felix Rodriguez, R (8, 1) ERA: 2.79	1.0	L	5	2	1	1	0	0	0	0	0	0	0	14	18	9.00	2.000										
Tyler Walker, R (9, 1) ERA: 1.74	1.0		4	2	1	1	0	0	0	0	0	0	1	10	12	9.00	2.000										

Pittsburgh Pirates @ San Francisco Giants
SBC Park, San Francisco, CA
Fri May 14 2004, 10:15 PM EDT
Att. 39,955 - Sunny - 58 F

AB	33
R	4
H	10
RBI	4
BB	0
SO	6
LOB	9



WP	2	PA	35
PB	0		
SB	0		
CS	1		

ERA	2.70	0.00	9.00	9.00
WHIP	0.900	0.000	2.000	2.000

Batter	1	2	3	4	5	6	7	8	9	AB R H RBI BB SO LOB
Ray Durham, S OBP: 0.322, SLG: 0.429 (1, 4)	3-2 G6-3 2B		2-2 G4-3	0-0 F9		3-1 P6			2-3 K	5 0 1 0 0 1 5
Michael Tucker, L OBP: 0.351, SLG: 0.366 (1, 9)	4-1 G6-3 BB		0-0 2B 1B		1-1 F9		4-0 G1-6-3 BB		2-2 G4-3	3 1 1 0 2 0 0
Marquis Grissom, R OBP: 0.387, SLG: 0.562 (1, 8)	2-2 G6-3 1-2f 2-3		0-0 1-H 2B		1-0 G4-3		0-0 G1-6-3 1-2f			4 0 1 1 0 0 3
Pedro Feliz, R OBP: 0.309, SLG: 0.528 (1, 3)	1-3 K		3-3 K2-3		0-1 F8		3-2 1B			4 0 1 0 0 2 2
Edgardo Alfonzo, R OBP: 0.333, SLG: 0.330 (1, 5)		0-0 G4-3 1B		0-1 G1-3 1B		2-1 P4 SAFE		1-1 F9		4 1 2 0 0 0 1
A.J. Pierzynski, L OBP: 0.272, SLG: 0.313 (1, 2)		0-0 G4-3 1-2		1-0 G1-3 1-2		1-2 BB 1B HBP		0-2 G1-3		3 0 0 0 0 0 2
Deivi Cruz, R OBP: 0.294, SLG: 0.387 (1, 6)		1-3 K		0-1 SH3-4 1B 2-H 1B		1-1 BB 1B 1-2		1-3 K		4 0 2 1 0 2 1
Dustan Mohr, R OBP: 0.295, SLG: 0.278 Tyler Walker, R (9, 1)		1-0 F8		1-0 SH3-4 1B 1-2		4-1 BB 1-2 2-3		3-2 P3		3 0 1 0 1 0 1 0 0 0 0 0 0 0
Dustin Hermanson, R Scott Eyre, L Felix Rodriguez, R Jeffrey Hammonds, R OBP: 0.312, SLG: 0.403 (1, 1) (7, 1) (8, 1) (9, 7)			1-1 G4-3	0-1 SH3-4 1-2 2-3		2-2 F5			3-2 F9	2 0 0 0 0 0 3 0 0 0 0 0 0 0 0 0 0 0 0 0 0 1 0 0 0 0 0 0


Inning Stats	R: 0 E: 0 K: 1 S: 12	H: 1 LOB: 1 BB: 1 P: 22	R: 0 E: 0 K: 1 S: 6	H: 1 LOB: 1 BB: 0 P: 8	R: 1 E: 0 K: 1 S: 11	H: 2 LOB: 1 BB: 0 P: 17	R: 1 E: 0 K: 0 S: 9	H: 3 LOB: 2 BB: 0 P: 11	R: 0 E: 0 K: 0 S: 5	H: 0 LOB: 0 BB: 0 P: 7	R: 0 E: 0 K: 0 S: 14	H: 1 LOB: 3 BB: 1 P: 27	R: 0 E: 0 K: 0 S: 6	H: 1 LOB: 1 BB: 1 P: 14	R: 0 E: 0 K: 1 S: 9	H: 0 LOB: 0 BB: 0 P: 13	R: 0 E: 0 K: 1 S: 9	H: 0 LOB: 0 BB: 0 P: 16	1B: 7 2B: 2 3B: 0 HR: 0	SF: 0 SAC: 1 DP: 2 HBP: 1
--------------	-------------------------------	----------------------------------	------------------------------	---------------------------------	-------------------------------	----------------------------------	------------------------------	----------------------------------	------------------------------	---------------------------------	-------------------------------	----------------------------------	------------------------------	----------------------------------	------------------------------	----------------------------------	------------------------------	----------------------------------	----------------------------------	------------------------------------

PITCHER	IP	WLS	BF	H	R	ER	SO	BB	IBB	HBP	BLK	WP	HR	S	P	ERA	WHIP
Ryan Vogelsong, R ERA: 6.16 (1, 1)	6.0		28	8	2	2	3	2	0	1	0	0	0	57	92	3.00	1.667
Brian Boehringer, R ERA: 4.5 (7, 1)	1.0	W	4	1	0	0	0	1	0	0	0	0	0	6	14	0.00	2.000
16 Salomon Torres, R ERA: 3.54 (8, 1)	1.0	H	3	0	0	0	1	0	0	0	0	0	0	9	13	0.00	0.000
Jose Mesa, R ERA: 0.55 (9, 1)	1.0	S	3	0	0	0	1	0	0	0	0	0	0	9	16	0.00	0.000

BOTTOM

Pittsburgh Pirates @ San Francisco Giants
 SBC Park, San Francisco, CA
 Fri May 14 2004, 10:15 PM EDT
 Att: 39,955 - Sunny - 58 F

AB	33
R	2
H	9
RBI	2
BB	3
SO	5
LOB	18



WP: 0	PA: 38
PB: 0	
SB: 0	
CS: 0	

PITCHER	IP	WLS	BF	H	R	ER	SO	BB	IBB	HBP	BLK	WP	HR	S	P	ERA	WHIP
---------	----	-----	----	---	---	----	----	----	-----	-----	-----	----	----	---	---	-----	------

Batter	1	2	3	4	5	6	7	8	9	AB R H RBI BB SO LOB	TOP											
18 Jason Kendall, R OBP: 0.371, SLG: 0.336	4-1 BB E 1B BB	2-2 G5-3		1-0 2-H 3-H 1B		1-2 FC5		3-2 1-3 3-H 1B		4 1 2 3 1 0 2												
2 Jack Wilson, R OBP: 0.371, SLG: 0.549	1-0 F8		1-1 F9	4-0 1-2 BB		2-2 P3		2-2 G5-3		4 0 0 0 1 0 5												
Daryle Ward, L OBP: 0.400, SLG: 0.800	0-0 E4 1-2 1B		3-2 L7	0-0 F8			2-1 FC5-4 1B		2-1 F7	5 1 1 0 0 0 3												
Craig Wilson, R OBP: 0.417, SLG: 0.647	4-2 1-2 2-3 1B BB		0-0 HR		1-3 K		2-2 FC5-4 FC4-6 1-2f		2-0 G6-3	4 1 1 1 1 1 1												
Rob Mackowiak, L OBP: 0.328, SLG: 0.442	1-3 K		1-2 G6-3		2-2 G3-1		2-2 FC4-6 CS 1-2f		0-0 G6-3	4 0 0 0 0 1 4												
16 Salomon Torres, R										0 0 0 0 0 0 0												
Bobby Hill, S OBP: 0.394, SLG: 0.424										1 0 0 0 0 0 0												
Jose Mesa, R										0 0 0 0 0 0 0												
Jason Bay, R OBP: 0.375, SLG: 0.250	2-2 1-3 2-H 3-H 1B			4-2 1B 18 1B BB	3-2 F8		1-1 CS	1-3 K		3 1 1 2 1 1 0												
Chris Stynes, R OBP: 0.260, SLG: 0.286	0-3 K			0-1 G1-3 18 1B 1B		2-2 L4		2-2 F9		4 1 1 0 0 1 2												
Jose Castillo, R OBP: 0.359, SLG: 0.417		1-1 G4-3		3-2 G1-3		0-2 18 FC5 SH 1B		1-0 1B 18 1B 1B		4 1 2 0 0 0 2												
Josh Fogg, R				0-1 L4		0-1 SH 18 FC5		2-2 18 1B 1B		2 0 0 0 0 0 2												
Brian Meadows, R		2-2 F9								0 0 0 0 0 0 0												
34 John Grabow, L										0 0 0 0 0 0 0												
Tike Redman, L OBP: 0.253, SLG: 0.317										1 0 1 0 0 0 0												
Inning Stats	R: 2 E: 1 K: 2 S: 16	H: 1 LOB: 2 BB: 2 P: 28	R: 0 E: 0 K: 0 S: 8	H: 0 LOB: 0 BB: 0 P: 13	R: 1 E: 0 K: 0 S: 13	H: 1 LOB: 0 BB: 0 P: 18	R: 2 E: 0 K: 0 S: 11	H: 2 LOB: 2 BB: 2 P: 23	R: 0 E: 0 K: 1 S: 11	H: 0 LOB: 0 BB: 0 P: 17	R: 0 E: 1 K: 0 S: 14	H: 1 LOB: 2 BB: 0 P: 19	R: 0 E: 0 K: 0 S: 9	H: 1 LOB: 0 BB: 0 P: 16	R: 1 E: 0 K: 1 S: 20	H: 3 LOB: 2 BB: 0 P: 31	R: 0 E: 0 K: 0 S: 4	H: 0 LOB: 0 BB: 0 P: 8	1B: 8 2B: 0 3B: 0 HR: 1	SF: 0 SAC: 1 DP: 0 HBP: 0	WP: 0 PB: 0 SB: 0 CS: 1	PA: 42
PITCHER	IP WLS BF H R ER SO BB IBB HBP BLK WP HR S P ERA WHIP																				PITCHER	IP WLS BF H R ER SO BB IBB HBP BLK WP HR S P ERA WHIP
Brett Tomko, R ERA: 6.0	(1, 1) 6.0 L 29 5 5 3 3 4 0 0 0 0 1 73 118 4.50 1.500																					
Wayne Franklin, L ERA: 5.79	(7, 1) 1.0 3 1 0 0 0 0 0 0 0 0 0 0 9 16 0.00 1.000																					
Tyler Walker, R ERA: 2.38	(8, 1) 1.0 6 3 1 1 1 0 0 0 0 0 0 0 20 31 9.00 3.000																					
Jason Christiansen, L ERA: 3.6	(9, 1) 1.0 3 0 0 0 0 0 0 0 0 0 0 0 4 8 0.00 0.000																					

Pittsburgh Pirates @ San Francisco Giants
SBC Park, San Francisco, CA
Sat May 15 2004, 4:05 PM EDT
Att. 41,042 - Sunny - 57 F

AB	36
R	6
H	9
RBI	6
BB	4
SO	4
LOB	21



WP	0	PA	42
PB	0		
SB	0		
CS	1		

ERA	WHIP

livebaseballscorecards.com

Batter	1	2	3	4	5	6	7	8	9	AB R H RBI BB SO LOB
Ray Durham, S (1, 4) Deivi Cruz, R (9, PR) OBP: 0.347, SLG: 0.443 OBP: 0.294, SLG: 0.387	1-3 K		4-1 BB			1-0 1B	1-0 1B		2-0 1B	4 1 3 1 1 1 0 0 0 0 0 0 0 0
J.T. Snow, L (1, 3) OBP: 0.320, SLG: 0.327	1-3 K		1-0 L6			0-1 1B	3-3 K		4-1 BB	4 1 1 0 1 2 3
Marquis Grissom, R (1, 8) OBP: 0.373, SLG: 0.541	1-0 L4				1-0 G5-3	0-0 G5-3	0-0 G5-3		1-1 G6-4-3	5 0 0 0 0 0 6
Edgardo Alfonzo, R (1, 5) OBP: 0.347, SLG: 0.372		0-0 F7			0-1 1B	0-1 1B		1-0 HR		4 1 3 3 0 0 0
Michael Tucker, L (1, 9) OBP: 0.339, SLG: 0.352		1-3 K			0-0 F7	2-2 L8		0-0 F7		4 0 0 0 0 1 2
Dustan Mohr, R (1, 7) OBP: 0.292, SLG: 0.275		2-0 G6-3			3-1 F9	2-2 1B		3-3 K		4 0 1 0 0 1 1
Neifi Perez, S (1, 6) Pedro Feliz, R (6, PH) OBP: 0.254, SLG: 0.274 OBP: 0.304, SLG: 0.518			1-0 G6-3		2-2 F9	2-2 FC6-4		1-3 K		2 0 0 0 0 0 0 2 0 0 0 0 1 2
Yorvit Torrealba, R (1, 2) OBP: 0.333, SLG: 0.333			1-3 K		0-0 L7		2-2 G3		1-1 F8	4 0 0 0 0 1 0
Brett Tomko, R (1, 1) Wayne Franklin, L (7, 1) Jeffrey Hammonds, R (7, PH) Tyler Walker, R (8, 1) Jason Christiansen, R (9, 1) A.J. Pierzynski, L (9, PH) OBP: 0.158, SLG: 0.111 OBP: 0.321, SLG: 0.428 OBP: 0.279, SLG: 0.330			2-2 BB 1B		0-3 K		2-1 1B 2B		1-1 1B 2B	2 0 1 0 0 1 0 0 0 0 0 0 0 0 1 1 1 0 0 0 0 0 0 0 0 0 0 0 0 0 0 0 0 0 0 1 0 1 0 0 0 0

Inning Stats	R: 0 E: 0 K: 2 S: 7	H: 0 LOB: 0 BB: 0 P: 10	R: 0 E: 0 K: 1 S: 5	H: 0 LOB: 0 BB: 0 P: 8	R: 0 E: 0 K: 1 S: 9	H: 1 LOB: 1 BB: 0 P: 10	R: 0 E: 0 K: 1 S: 9	H: 0 LOB: 0 BB: 0 P: 11	R: 2 E: 0 K: 0 S: 16	H: 4 LOB: 2 BB: 0 P: 22	R: 1 E: 0 K: 1 S: 10	H: 2 LOB: 1 BB: 0 P: 18	R: 1 E: 0 K: 2 S: 8	H: 1 LOB: 0 BB: 0 P: 13	R: 0 E: 0 K: 0 S: 8	H: 2 LOB: 2 BB: 1 P: 17	1B: 8 2B: 2 3B: 0 HR: 1	SF: 0 SAC: 0 DP: 1 HBP: 0
--------------	------------------------------	----------------------------------	------------------------------	---------------------------------	------------------------------	----------------------------------	------------------------------	----------------------------------	-------------------------------	----------------------------------	-------------------------------	----------------------------------	------------------------------	----------------------------------	------------------------------	----------------------------------	----------------------------------	------------------------------------

BOTTOM

Pittsburgh Pirates @ San Francisco Giants
SBC Park, San Francisco, CA
 Sat May 15 2004, 4:05 PM EDT
 Att. 41,042 - Sunny - 57 F

AB	37
R	4
H	11
RBI	4
BB	2
SO	8
LOB	14



PITCHER	IP	WLS	BF	H	R	ER	SO	BB	IBB	HBP	BLK	WP	HR	S	P	ERA	WHIP
Josh Fogg, R (1, 1) ERA: 7.75	5.2	W	24	6	2	2	5	1	0	0	0	0	0	49	74	3.18	1.235
Brian Meadows, R (6, 1) ERA: 2.11	0.2	H	3	1	1	1	0	0	0	0	0	0	0	8	14	13.50	1.500
34 John Grabow, L (7, 1) ERA: 2.63	0.1	H	2	1	0	0	1	0	0	0	0	1	0	4	8	0.00	3.000
16 Salomon Torres, R (7, 1) ERA: 3.74	1.1	H	5	1	1	1	2	0	0	0	0	0	1	9	14	6.75	0.750
Jose Mesa, R (9, 1) ERA: 0.52	1.0	S	5	2	0	0	0	1	0	0	0	0	0	8	17	0.00	3.000

Batter	1	2	3	4	5	6	7	8	9	AB R H RBI BB SO LOB	TOP											
18 Jason Kendall, R OBP: 0.372, SLG: 0.339 37 Mike Johnston, L (9.1)	2-2 L8		0-2 G5-3		0-1 F8		2-0 FC6-4 1B		2-1 2B 1B	5 1 2 0 0 0 2 0 0 0 0 0 0 0												
2 Jack Wilson, R OBP: 0.372, SLG: 0.557	1-3 K			1-2 1B 2B	0-1 F7		2-2 FC6-4 1-2f		0-2 1B 2B	5 2 2 1 0 1 3												
Daryle Ward, L OBP: 0.360, SLG: 0.680	0-3 K			3-3 K		2-1 G3-1	1-0 G4-3		2-2 1B 1B	5 0 1 1 0 2 2												
Craig Wilson, R OBP: 0.423, SLG: 0.652		1-3 K		0-1 1B 1B		2-1 HR 2B		3-3 K	0-1 1B	5 2 3 0 0 2 0												
Rob Mackowiak, L OBP: 0.341, SLG: 0.509 Tike Redman, L OBP: 0.252, SLG: 0.315 (9.8)		0-0 HR		1-1 1B 1B		1-0 HR		0-1 P5	1-0 F7	4 2 3 4 0 0 0 1 0 0 0 0 0 2												
Jason Bay, R OBP: 0.393, SLG: 0.333		0-3 K		0-1 CS 1B		0-0 2B		0-1 G6-3		4 0 2 1 0 1 0												
Bobby Hill, S OBP: 0.391, SLG: 0.435 Brian Boehringer, S OBP: 0.318, SLG: 0.415 16 Salomon Torres, R Abraham Nunez, S OBP: 0.360, SLG: 0.591 11 Humberto Cota, R OBP: 0.360, SLG: 0.591		3-3 K		3-1 CS 1-2		2-2 FC2-5 2B	0-0 F9		1-2 HR	3 0 1 0 0 1 1 0 0 0 0 0 0 0 0 0 0 0 0 0 0 1 1 1 1 0 0 0 0 0 0 0 0 0 0												
Chris Stynes, R OBP: 0.260, SLG: 0.277			1-0 G5-3		3-2 FC2-5 HBP	1-2 G6-3		1-2 P3		3 0 0 0 0 0 1												
Kip Wells, R OBP: 0.143, SLG: 0.286 Jose Castillo, R OBP: 0.351, SLG: 0.407			1-3 K		0-1 FC2-5 1-2 2-3f		1-0 G5-3		2-3 K	2 0 0 0 0 1 2 2 0 0 0 0 1 0												
Inning Stats	R: 0 E: 0 K: 2 S: 11	H: 0 LOB: 0 BB: 0 P: 14	R: 1 E: 0 K: 3 S: 11	H: 1 LOB: 0 BB: 0 P: 15	R: 0 E: 0 K: 1 S: 7	H: 0 LOB: 0 BB: 0 P: 9	R: 2 E: 0 K: 1 S: 15	H: 4 LOB: 0 BB: 0 P: 22	R: 0 E: 0 K: 0 S: 11	H: 1 LOB: 2 BB: 0 P: 16	R: 2 E: 0 K: 0 S: 10	H: 3 LOB: 1 BB: 0 P: 16	R: 0 E: 0 K: 0 S: 6	H: 1 LOB: 1 BB: 0 P: 12	R: 0 E: 0 K: 1 S: 7	H: 0 LOB: 0 BB: 0 P: 10	R: 3 E: 0 K: 1 S: 21	H: 5 LOB: 2 BB: 0 P: 30	1B: 7 2B: 5 3B: 0 HR: 3	SF: 0 SAC: 0 DP: 0 HBP: 1	WP: 0 PB: 0 SB: 0 CS: 1	PA: 42
PITCHER	IP WLS BF H R ER SO BB IBB HBP BLK WP HR S P ERA WHIP																					
Jerome Williams, R ERA: 4.5	(1.1) 5.1 L 24 9 5 5 7 0 0 1 0 0 0 2 61 87 8.44 1.688																					
Wayne Franklin, L ERA: 5.52	(6.1) 0.2 2 0 0 0 0 0 0 0 0 0 0 4 5 0.00 0.000																					
Jim Brower, R ERA: 2.7	(7.1) 2.0 7 1 0 0 1 0 0 0 0 0 0 13 22 0.00 0.500																					
Matt Herges, R ERA: 7.11	(9.1) 0.2 7 5 3 3 1 0 0 0 0 0 1 20 28 40.50 7.500																					
Scott Eyre, L ERA: 3.52	(9.1) 0.1 1 0 0 0 0 0 0 0 0 0 0 1 2 0.00 0.000																					

Pittsburgh Pirates @ San Francisco Giants
 SBC Park, San Francisco, CA
 Sun May 16 2004, 4:05 PM EDT
 Att. 40,705 - Sunny - 60 F

AB	40
R	8
H	15
RBI	8
BB	0
SO	9
LOB	13



Batter	1	2	3	4	5	6	7	8	9	AB	R	H	RBI	BB	SO	LOB
Jeffrey Hammonds, R (1, 7) OBP: 0.325, SLG: 0.417	2-3 K		0-0 G4-6-3 1B		2-2 K		2-3 K		4-0 BB BB	4	0	1	0	1	3	1
J.T. Snow, L (1, 3) OBP: 0.339, SLG: 0.343	0-1 BB 1B		2-1 G4-6-3 1-2f		3-1 1B CS 1B		0-1 1B		4-2 1-2 BB	4	0	3	0	1	0	1
Marquis Grissom, R (1, 8) OBP: 0.381, SLG: 0.558	4-1 1-2 BB			1-1 HR	4-2 1B BB		2-2 P4		0-3 K	3	1	1	1	2	1	3
Edgardo Alfonzo, R (1, 5) OBP: 0.344, SLG: 0.368	2-0 P2			2-1 P4	1-0 1B		2-2 F9			4	0	1	0	0	0	3
A.J. Pierzynski, L (1, 2) OBP: 0.278, SLG: 0.327	0-2 L5			1-0 FC5 BB 1B	2-1 G6-3			1-0 F9		4	0	1	0	0	0	5
Dustan Mohr, R (1, 9) OBP: 0.308, SLG: 0.262		3-3 K		4-1 FC5 BB	4-0 G6-3 HBP BB			1-3 K		2	0	0	0	2	2	0
Deivi Cruz, R (1, 6) OBP: 0.297, SLG: 0.364		1-0 L6		2-2 FC5	1-1 G6-3			0-2 G4-3		2	0	0	0	0	0	2
Jim Brower, R (7, 1) OBP: 0.500, SLG: 0.500				1-2 FC6-4	1-2 HBP					0	0	0	0	0	0	0
Michael Tucker, L (8, PH) OBP: 0.336, SLG: 0.349				1-2 2-3f						0	0	0	0	0	0	0
Matt Herges, L (9, 1)										0	0	0	0	0	0	0
Scott Eyre, L (9, 1)										0	0	0	0	0	0	0
Neifi Perez, S (1, 4) OBP: 0.246, SLG: 0.266		2-3 K		1-1 FC6-4	3-2 G6-3				3-1 P4	4	0	0	0	0	1	4
Jerome Williams, R (1, 1) OBP: 0.200, SLG: 0.200			1-3 K		2-2 1B CS 1B				0-2 G4-3	2	0	1	0	0	1	0
Wayne Franklin, L (6, 1)										0	0	0	0	0	0	0
Pedro Feliz, R (6, PH) OBP: 0.298, SLG: 0.509										2	0	0	0	0	1	1

Inning Stats	R: 0	H: 1	E: 0	K: 1	S: 11	H: 0	LOB: 2	BB: 1	P: 19	R: 0	H: 0	E: 0	K: 2	S: 7	H: 0	LOB: 0	BB: 0	P: 13	R: 0	H: 1	E: 0	K: 1	S: 6	H: 1	LOB: 0	BB: 0	P: 9	R: 1	H: 2	E: 0	K: 0	S: 12	H: 3	LOB: 3	BB: 1	P: 31	R: 0	H: 0	E: 0	K: 1	S: 8	H: 0	LOB: 1	BB: 1	P: 18	R: 0	H: 1	E: 0	K: 1	S: 16	H: 0	LOB: 1	BB: 0	P: 22	R: 0	H: 0	E: 0	K: 1	S: 7	H: 0	LOB: 0	BB: 0	P: 9	R: 0	H: 0	E: 0	K: 1	S: 10	H: 0	LOB: 2	BB: 2	P: 21	1B: 7	2B: 0	3B: 0	HR: 1	SF: 0	SAC: 0	DP: 2	HBP: 1	WP: 0	PB: 0	SB: 0	CS: 2	PA: 39
--------------	------	------	------	------	-------	------	--------	-------	-------	------	------	------	------	------	------	--------	-------	-------	------	------	------	------	------	------	--------	-------	------	------	------	------	------	-------	------	--------	-------	-------	------	------	------	------	------	------	--------	-------	-------	------	------	------	------	-------	------	--------	-------	-------	------	------	------	------	------	------	--------	-------	------	------	------	------	------	-------	------	--------	-------	-------	-------	-------	-------	-------	-------	--------	-------	--------	-------	-------	-------	-------	--------


PITCHER	IP	WLS	BF	H	R	ER	SO	BB	IBB	HBP	BLK	WP	HR	S	P	ERA	WHIP
Kip Wells, R (1, 1) ERA: 4.26	5.0	W	23	7	1	1	5	3	0	0	0	0	1	53	95	1.80	2.000
Brian Boehringer, R (6, 1) ERA: 4.0	2.0		8	1	0	0	2	1	0	1	0	0	0	24	40	0.00	1.000
16 Salomon Torres, R (8, 1) ERA: 3.57	1.0		3	0	0	0	1	0	0	0	0	0	0	7	9	0.00	0.000
37 Mike Johnston, L (9, 1) ERA: 0.84	1.0		5	0	0	0	1	2	0	0	0	0	0	10	21	0.00	2.000

BOTTOM

Pittsburgh Pirates @ San Francisco Giants
 SBC Park, San Francisco, CA

Sun May 16 2004, 4:05 PM EDT
 Att: 40,705 - Sunny - 60 F

AB	32
R	1
H	8
RBI	1
BB	6
SO	9
LOB	20



PITCHER	IP	WLS	BF	H	R	ER	SO	BB	IBB	HBP	BLK	WP	HR	S	P	ERA	WHIP
Kip Wells, R (1, 1) ERA: 4.26	5.0	W	23	7	1	1	5	3	0	0	0	0	1	53	95	1.80	2.000
Brian Boehringer, R (6, 1) ERA: 4.0	2.0		8	1	0	0	2	1	0	1	0	0	0	24	40	0.00	1.000
16 Salomon Torres, R (8, 1) ERA: 3.57	1.0		3	0	0	0	1	0	0	0	0	0	0	7	9	0.00	0.000
37 Mike Johnston, L (9, 1) ERA: 0.84	1.0		5	0	0	0	1	2	0	0	0	0	0	10	21	0.00	2.000

Batter	1	2	3	4	5	6	7	8	9	AB R H RBI BB SO LOB	TOP
Sean Burroughs, L (1, 5) OBP: 0.364, SLG: 0.388	0-1 F7		2-3 K		0-0 24 1B 1B		1-1 G5-3	4-0 G5-4-3 IBB		4 1 1 0 1 1 0	
Mark Loretta, R (1, 4) OBP: 0.358, SLG: 0.449	0-1 1B 24 BB 1B		2-0 24 G1-3 1B		2-2 24 1B 1-2 FC6-4 1B		4-2 24 E 24 1B FC5-4 BB	0-0 G5-4-3 1-2f		4 3 3 0 1 0 3	
24 Brian Giles, L (1, 9) OBP: 0.380, SLG: 0.466	4-1 1B 1-2 BB		0-1 G1-3		3-2 FC6-4 1-3 1-3 2-H 1B		1-1 E9 FC5-4 1-3 1B		2-2 E S SF7 1B	4 1 3 1 1 0 1	
Phil Nevin, R (1, 3) OBP: 0.337, SLG: 0.397	0-0 1-2 2-3 1B		2-1 1B 3-H		1-0 FC6-4 1-2f 3-H G6-4-3 1B		0-2 FC5-4 1-2f 3-H		3-3 SAFE 1-3 K	5 0 2 3 0 1 3	
Ryan Klesko, L (1, 7) OBP: 0.327, SLG: 0.368 Scott Linebrink, R (7, 1) Akinori Otsuka, R (8, 1) Kerry Robinson, L (9, PH) OBP: 0.359, SLG: 0.343 Trevor Hoffman, R (9, 1)	0-1 P6		1-0 G6-3		0-0 G6-4-3 1-2f		1-2 F7		2-2 SF7 3-H	4 0 0 0 0 0 6 0 0 0 0 0 0 0 0 0 0 0 0 0 0 0 0 0 1 0 0 0 0 0 0 0 0 0 0	
Terrence Long, L (1, 8) OBP: 0.380, SLG: 0.422 (7, 7)	3-1 G3-1			1-0 1B		0-0 G1-3 1B		0-0 FC2-5 2B	1-3 K	5 0 3 0 0 1 3	
Ramon Hernandez, R (1, 2) OBP: 0.316, SLG: 0.353		2-2 G6-3		0-3 K		1-0 G1-3 1-2		3-2 FC2-5 E HBP		3 1 0 0 0 1 2	
Ramón Vázquez, L (1, 6) OBP: 0.213, SLG: 0.150		2-1 L7		0-0 F7		0-0 F7		0-0 FC2-5 E 1-2 2-3f		4 0 0 0 0 0 4	
Brian Lawrence, R (1, 1) OBP: 0.235, SLG: 0.294 Jay Payton, R (7, 8) OBP: 0.362, SLG: 0.404		2-2 G4-3		1-3 K		0-0 G6-3		1-1 E5 1-3 2-H 1B		3 0 0 0 0 1 2 1 0 1 1 0 0 0	
Inning Stats	R: 0 H: 2 E: 0 LOB: 3 K: 0 BB: 1 S: 10 P: 17	R: 0 H: 0 E: 0 LOB: 0 K: 0 BB: 0 S: 11 P: 17	R: 1 H: 2 E: 0 LOB: 1 K: 1 BB: 0 S: 11 P: 18	R: 0 H: 1 E: 0 LOB: 1 K: 2 BB: 0 S: 9 P: 11	R: 2 H: 3 E: 0 LOB: 0 K: 0 BB: 0 S: 9 P: 15	R: 0 H: 1 E: 0 LOB: 1 K: 0 BB: 0 S: 5 P: 5	R: 1 H: 1 E: 1 LOB: 1 K: 0 BB: 1 S: 16 P: 23	R: 1 H: 2 E: 1 LOB: 2 K: 0 BB: 1 S: 8 P: 16	R: 1 H: 1 E: 1 LOB: 0 K: 2 BB: 0 S: 13 P: 21	1B: 11 SF: 1 2B: 2 SAC: 0 3B: 0 DP: 2 HR: 0 HBP: 1	WP: 0 PA: 42 PB: 0 SB: 1 CS: 0
PITCHER Kris Benson, R (1, 1) ERA: 4.62 37 Mike Johnston, L (7, 1) ERA: 1.5 Brian Meadows, R (8, 1) ERA: 1.96	IP WLS BF H R ER SO BB IBB HBP BLK WP HR S P ERA WHIP 6.0 0 27 9 3 3 3 1 0 0 0 0 0 55 83 4.50 1.667 1.1 L 8 2 2 1 0 1 0 1 0 1 0 0 0 21 31 6.75 2.250 1.2 7 2 1 0 2 0 0 1 0 0 0 0 0 16 29 0.00 1.200	PITCHER IP WLS BF H R ER SO BB IBB HBP BLK WP HR S P ERA WHIP	ERA WHIP								

San Diego Padres @ Pittsburgh Pirates
 PNC Park, Pittsburgh, PA
 Wed May 19 2004, 5:05 PM EDT
 Cloudy - 75 F

AB	37
R	6
H	13
RBI	6
BB	3
SO	5
LOB	24



BOTTOM

San Diego Padres @ Pittsburgh Pirates
PNC Park, Pittsburgh, PA
Wed May 19 2004, 5:05 PM EDT
Cloudy - 75 F

livebaseballscorecards.com

AB 33
R 3
H 9
RBI 3
BB 2
SO 6
LOB 15



WP: 0 PA: 36
PB: 0
SB: 0
CS: 1

AB R H RBI BB SO LOB

3 0 2 0 1 0 0

3 1 1 0 0 0 2

4 0 0 0 0 0 2

4 1 2 1 0 2 1

4 1 2 2 0 1 1

4 0 1 0 0 1 1

4 0 1 0 0 0 2

2 0 0 0 1 1 2

1 0 0 0 0 0 0

2 0 0 0 0 1 3

1 0 0 0 0 0 1

0 0 0 0 0 0 0

0 0 0 0 0 0 0

1 0 0 0 0 0 0

1B: 6 SF: 0
2B: 2 SAC: 1
3B: 0 DP: 1
HR: 1 HBP: 0

Batter	1	2	3	4	5	6	7	8	9
18 Jason Kendall, R OBP: 0.383, SLG: 0.347	0-1 G6-3		4-2 G3 SH5-3 BB		1-1 G4-3 1B		1-2 G5-4-3 1B		
2 Jack Wilson, R OBP: 0.371, SLG: 0.553	1-1 G3 2B 1B		0-0 SH5-3		3-1 G4-3 1-2		0-1 G5-4-3 1-2f		
Daryle Ward, L OBP: 0.310, SLG: 0.586	3-2 G3 1-2		1-0 G3 2-3		3-2 F7		1-1 F7		
Craig Wilson, R OBP: 0.425, SLG: 0.655	1-0 2-H 2B		0-3 K		0-1 HR 1B		2-3 K		
Rob Mackowiak, L OBP: 0.346, SLG: 0.545	3-1 G3		0-2 2B		0-0 1-H HR		1-2 K		
Jason Bay, R OBP: 0.375, SLG: 0.321		0-1 1B	0-1 G6-3		2-3 K		1-1 G4-3		
Tike Redman, L OBP: 0.252, SLG: 0.313		1-1 F7	1-0 L8		0-1 E9 F8 1B		1-1 P6		
Jose Castillo, R OBP: 0.351, SLG: 0.398		1-3 K	4-2 BB		2-1 F8		1-0 G4-3		
Abraham Nunez, S OBP: 0.311, SLG: 0.405		1-3 K	0-1 G4-3		3-2 L3		2-1 L5		
Kris Benson, R OBP: 0.286, SLG: 0.231									
Bobby Hill, S OBP: 0.386, SLG: 0.429									
37 Mike Johnston, L									
Brian Meadows, R									
Ruben Mateo, R									

Inning Stats	R: 1	H: 2	E: 0	K: 10	S: 18	LOB: 1	BB: 0	P: 18
	R: 0	H: 1	E: 0	K: 2	S: 10	LOB: 1	BB: 0	P: 13
	R: 0	H: 0	E: 0	K: 1	S: 7	LOB: 1	BB: 1	P: 12
	R: 0	H: 1	E: 0	K: 0	S: 11	LOB: 2	BB: 1	P: 16
	R: 0	H: 1	E: 0	K: 8	S: 8	LOB: 0	BB: 0	P: 14
	R: 2	H: 3	E: 1	K: 1	S: 16	LOB: 1	BB: 0	P: 23
	R: 0	H: 1	E: 0	K: 0	S: 8	LOB: 0	BB: 0	P: 10
	R: 0	H: 0	E: 0	K: 2	S: 8	LOB: 0	BB: 0	P: 12
	R: 0	H: 0	E: 0	K: 0	S: 5	LOB: 0	BB: 0	P: 9

PITCHER	IP	WLS	BF	H	R	ER	SO	BB	IBB	HBP	BLK	WP	HR	S	P	ERA	WHIP
Brian Lawrence, R ERA: 4.56	(1, 1)	6.0	W	27	8	3	3	4	2	0	0	0	0	62	96	4.50	1.667
Scott Linebrink, R ERA: 1.5	(7, 1)	1.0	H	3	1	0	0	0	0	0	0	0	0	8	10	0.00	1.000
Akinori Otsuka, R ERA: 0.9	(8, 1)	1.0	H	3	0	0	0	2	0	0	0	0	0	8	12	0.00	0.000
Trevor Hoffman, R ERA: 1.29	(9, 1)	1.0	S	3	0	0	0	0	0	0	0	0	0	5	9	0.00	0.000

Batter	1	2	3	4	5	6	7	8	9	AB R H RBI BB SO LOB	TOP											
3 Khalil Greene, R (1, 6) OBP: 0.349, SLG: 0.395	0-2 24 BB SF 1B	3-2 F8		0-0 P4			1-2 G6-3		1-0 1B	5 1 2 0 0 0 1												
Mark Loretta, R (1, 4) OBP: 0.365, SLG: 0.472	1-2 SF 24 BB BB 1B	1-3 K			2-2 HR		0-1 L6		2-2 1B	5 2 3 1 0 1 0												
24 Brian Giles, L (1, 9) OBP: 0.375, SLG: 0.453	4-1 BB SF BB 1B	3-3 K			2-3 K		0-3 K		1-2 F8	4 1 0 0 1 3 2												
Phil Nevin, R (1, 3) OBP: 0.328, SLG: 0.385	0-3 K		1-3 K		2-1 G5-3		2-2 G4-3		2-0 F9	5 0 0 0 0 2 5												
Jay Payton, R (1, 8) OBP: 0.366, SLG: 0.405	3-1 SF BB BB SF7		4-2 F8-4 BB		0-1 1B		0-0 G6-3			2 1 1 1 1 0 0												
Brian Buchanan, R (1, 7) OBP: 0.294, SLG: 0.367	4-1 BB BB		3-2 F8-4		3-1 F9		2-1 G6-3			2 0 0 1 1 0 2												
Kerry Robinson, L (5, 7) OBP: 0.350, SLG: 0.333	1-2 2-3 3-H BB BB		1-2 SAFE F8-4							1 0 0 0 0 0 0												
Jeff Cirillo, R (1, 5) OBP: 0.500, SLG: 0.333	4-2 1-2 2-3 3-H BB			3-2 G4-3		1-1 G4-3			1-0 HR 1B	3 1 1 1 1 0 0	AB 34 R 7 H 9 RBI 7 BB 4 SO 9 LOB 13											
Miguel Ojeda, R (1, 2) OBP: 0.319, SLG: 0.268	0-1 SF7		2-3 K		1-2 P4			1 SAFE 1 SAFE K	2-3 K	3 0 0 1 0 2 1												
44 Jake Peavy, R (1, 1) OBP: 0.190, SLG: 0.238	0-3 K		0-2 1B		1-1 G1-3			1-0 HR		3 0 1 0 0 1 2												
Jay Witasick, R (7, 1)										0 0 0 0 0 0 0												
Akinori Otsuka, R (8, 1)										0 0 0 0 0 0 0												
Ramon Hernandez, R (9, PH) OBP: 0.322, SLG: 0.388										1 1 1 2 0 0 0												
Brandon Puffer, R (9, 1)										0 0 0 0 0 0 0												
Inning Stats	R: 4 E: 1 K: 2 S: 22	H: 2 LOB: 2 BB: 3 P: 38	R: 0 E: 0 K: 2 S: 14	H: 0 LOB: 0 BB: 0 P: 21	R: 0 E: 0 K: 1 S: 10	H: 0 LOB: 0 BB: 1 P: 18	R: 0 E: 0 K: 1 S: 12	H: 1 LOB: 1 BB: 0 P: 17	R: 1 E: 0 K: 1 S: 13	H: 2 LOB: 1 BB: 0 P: 22	R: 0 E: 0 K: 0 S: 7	H: 0 LOB: 0 BB: 0 P: 10	R: 0 E: 0 K: 1 S: 8	H: 0 LOB: 0 BB: 0 P: 9	R: 0 E: 0 K: 0 S: 6	H: 0 LOB: 0 BB: 0 P: 10	R: 2 E: 0 K: 1 S: 13	H: 4 LOB: 2 BB: 0 P: 23	1B: 7 2B: 1 3B: 0 HR: 2	SF: 2 SAC: 0 DP: 1 HBP: 0	WP: 0 PB: 0 SB: 0 CS: 0	PA: 40
PITCHER	IP WLS BF H R ER SO BB IBB HBP BLK WP HR S P ERA WHIP																					
Oliver Pérez, L (1, 1) ERA: 2.96	3.0 L 15 2 4 0 5 4 0 0 0 0 0 0 46 77 0.00 2.000																					
Brian Boehringer, R (4, 1) ERA: 4.05	2.0 9 3 1 1 2 0 0 0 0 0 0 1 25 39 4.50 1.500																					
Brian Meadows, R (6, 1) ERA: 1.8	2.0 6 0 0 0 1 0 0 0 0 0 0 0 15 19 0.00 0.000																					
16 Salomon Torres, R (8, 1) ERA: 3.42	1.0 3 0 0 0 0 0 0 0 0 0 0 0 6 10 0.00 0.000																					
34 John Grabow, L (9, 1) ERA: 3.88	1.0 7 4 2 2 1 0 0 0 0 0 0 1 13 23 18.00 4.000																					

San Diego Padres @ Pittsburgh Pirates
PNC Park, Pittsburgh, PA
Wed May 19 2004, 5:10 PM EDT
Att. 13,366 - Cloudy - 70 F

AB	34
R	7
H	9
RBI	7
BB	4
SO	9
LOB	13



Batter	1	2	3	4	5	6	7	8	9	AB	R	H	RBI	BB	SO	LOB
2 Jack Wilson, R OBP: 0.366, SLG: 0.548 (1, 6)	1-2 FC1-5 2B		2-2 G6-3		0-3 K		1-1 P3		2-0 G5-3	5	0	1	0	0	1	1
Bobby Hill, S OBP: 0.365, SLG: 0.403 (1, 4)	3-3 K		2-3 K		2-3 K			3-3 K	1-0 F8	4	0	0	0	0	4	2
34 John Grabow, L OBP: 0.364, SLG: 0.310 (9, 1)										0	0	0	0	0	0	0
Jason Bay, R OBP: 0.364, SLG: 0.310 (9, PH)										1	0	0	0	0	0	0
Daryle Ward, L OBP: 0.333, SLG: 0.667 (1, 3)	1-0 FC1-5 2-3		0-0 1B		1-1 L4			0-2 HR		4	1	2	1	0	0	2
Craig Wilson, R OBP: 0.421, SLG: 0.641 (1, 9)	0-2 F9		1-3 K			1-3 K		4-0 2B BB		3	1	0	0	1	2	2
Rob Mackowiak, L OBP: 0.351, SLG: 0.548 (1, 7)		1-0 2B		0-3 K		2-2 FC5-4 HBP		2-3 K		3	0	1	0	0	2	1
Ruben Mateo, R (1, 8)		0-0 L5		2-0 P4		0-3 K		4-2 2B BB		3	0	0	0	1	1	2
Chris Stynes, R OBP: 0.260, SLG: 0.266 (1, 5)		1-0 F9		3-1 P6		2-2 FC5-4 1-2f		2-2 2B		4	0	1	1	0	0	2
11 Humberto Cota, R OBP: 0.379, SLG: 0.640 (1, 2)		4-0 BB			2-0 2B 3B		0-2 F7	0-2 F8		3	1	1	0	1	0	2
Oliver Pérez, L OBP: 0.297, SLG: 0.234 (1, 1)		1-2 K			2-0 2B		1-1 F9		0-2 F9	1	0	0	0	0	1	2
Brian Boehringer, S (4, 1)										0	0	0	0	0	0	0
Tike Redman, L OBP: 0.256, SLG: 0.325 (5, PH)										1	0	1	1	0	0	0
Brian Meadows, R (6, 1)										0	0	0	0	0	0	0
Abraham Nunez, S OBP: 0.204, SLG: 0.395 (7, PH)										1	0	0	0	0	0	0
16 Salomon Torres, R (8, 1)										0	0	0	0	0	0	0
Jose Castillo, R (9, 4)										1	0	0	0	0	0	0

Inning Stats	R: 0	H: 1	E: 0	LOB: 1	K: 1	P: 15	R: 0	H: 1	E: 0	LOB: 2	K: 1	P: 13	R: 0	H: 1	E: 0	LOB: 1	K: 2	P: 18	R: 0	H: 0	E: 0	LOB: 0	K: 1	P: 11	R: 1	H: 2	E: 0	LOB: 1	K: 2	P: 17	R: 0	H: 0	E: 0	LOB: 1	K: 2	P: 16	R: 0	H: 0	E: 0	LOB: 0	K: 0	P: 9	R: 2	H: 2	E: 0	LOB: 2	K: 2	P: 35	R: 0	H: 0	E: 0	LOB: 0	K: 0	P: 8	1B: 1	SF: 0	2B: 4	SAC: 0	3B: 1	DP: 0	HR: 1	HBP: 1	WP: 0	PA: 38
--------------	------	------	------	--------	------	-------	------	------	------	--------	------	-------	------	------	------	--------	------	-------	------	------	------	--------	------	-------	------	------	------	--------	------	-------	------	------	------	--------	------	-------	------	------	------	--------	------	------	------	------	------	--------	------	-------	------	------	------	--------	------	------	-------	-------	-------	--------	-------	-------	-------	--------	-------	--------

PITCHER	IP	WLS	BF	H	R	ER	SO	BB	IBB	HBP	BLK	WP	HR	S	P	ERA	WHIP
44 Jake Peavy, R ERA: 2.01 (1, 1)	6.0		25	5	1	1	9	1	0	0	0	0	0	56	90	1.50	1.000
Jay Witasick, R ERA: 2.61 (7, 1)	1.1		6	1	2	2	1	1	0	0	0	0	1	13	22	13.50	1.500
Akinori Otsuka, R ERA: 0.87 (8, 1)	0.2	H	4	1	0	0	1	1	0	0	0	0	0	14	22	0.00	3.000
Brandon Puffer, R ERA: 3.0 (9, 1)	1.0		3	0	0	0	0	0	0	0	0	0	0	5	8	0.00	0.000

BOTTOM

San Diego Padres @ Pittsburgh Pirates
PNC Park, Pittsburgh, PA
 Wed May 19 2004, 5:10 PM EDT
 Att: 13,366 - Cloudy - 70 F

AB	34
R	3
H	7
RBI	3
BB	3
SO	11
LOB	16



Batter	1	2	3	4	5	6	7	8	9	AB R H RBI BB SO LOB	TOP																											
Sean Burroughs, L OBP: 0.359, SLG: 0.382 (1, 5)										5 1 1 0 0 0 2																												
Mark Loretta, R OBP: 0.357, SLG: 0.461 (1, 4)										4 0 0 0 0 1 1																												
24 Brian Giles, L OBP: 0.383, SLG: 0.477 (1, 9)										3 2 2 1 1 1 0																												
Phil Nevin, R OBP: 0.331, SLG: 0.380 (1, 3)										2 1 0 0 2 1 0																												
Ryan Klesko, L OBP: 0.324, SLG: 0.374 (1, 7)										4 1 1 2 0 0 2																												
Jay Payton, R OBP: 0.362, SLG: 0.395 (1, 8)										3 1 0 0 1 0 1																												
Miguel Ojeda, R OBP: 0.314, SLG: 0.267 (1, 2)										4 1 1 2 0 0 0																												
3 Khalil Greene, R OBP: 0.353, SLG: 0.406 (1, 6)										4 0 2 1 0 0 0																												
Ismael Valdez, R OBP: 0.125, SLG: 0.143 Terrence Long, L OBP: 0.375, SLG: 0.415 Brandon Puffer, R Eddie Oropesa, L Scott Linebrink, R Kerry Robinson, L OBP: 0.341, SLG: 0.324 (1, 1) (8, PH) (6, 1) (8, 1) (8, 1) (8, 8)										1 0 0 1 0 1 0 1 0 0 0 0 0 1 1 0 1 0 0 0 0 0 0																												
Inning Stats	R: 6 E: 0 K: 0 S: 18	H: 4 LOB: 1 BB: 3 P: 35	R: 1 E: 0 K: 0 S: 10	H: 1 LOB: 0 BB: 0 P: 14	R: 0 E: 0 K: 0 S: 5	H: 0 LOB: 0 BB: 0 P: 9	R: 0 E: 0 K: 1 S: 7	H: 0 LOB: 0 BB: 0 P: 10	R: 0 E: 0 K: 0 S: 11	H: 1 LOB: 1 BB: 1 P: 21	R: 0 E: 0 K: 0 S: 11	H: 1 LOB: 1 BB: 0 P: 18	R: 0 E: 0 K: 3 S: 12	H: 0 LOB: 0 BB: 0 P: 18	R: 0 E: 0 K: 0 S: 6	H: 0 LOB: 0 BB: 0 P: 9	R: 0 E: 0 K: 0 S: 4	H: 0 LOB: 0 BB: 0 P: 5	1B: 4 2B: 2 3B: 0 HR: 1	SF: 1 SAC: 0 DP: 1 HBP: 0	WP: 0 PB: 0 SB: 0 CS: 0	PA: 37																
PITCHER	IP WLS BF H R ER SO BB IBB HBP BLK WP HR S P ERA WHIP																					PITCHER	IP WLS BF H R ER SO BB IBB HBP BLK WP HR S P ERA WHIP															
Ryan Vogelsong, R ERA: 7.07 (1, 1)	4.0		22	6	7	7	1	3	1	0	0	0	1	44	79	15.75	2.250																					
Brian Boehringer, R ERA: 3.8 (5, 1)	1.1		4	1	0	0	0	0	0	0	0	0	0	12	18	0.00	0.750																					
Michael Gonzalez, L ERA: (6, 1)	1.2	W	5	0	0	0	3	0	0	0	0	0	0	18	28	0.00	0.000																					
16 Salomon Torres, R ERA: 3.28 (8, 1)	1.0	H	3	0	0	0	0	0	0	0	0	0	0	6	9	0.00	0.000																					
Jose Mesa, R ERA: 0.49 (9, 1)	1.0	S	3	0	0	0	0	0	0	0	0	0	0	4	5	0.00	0.000																					

San Diego Padres @ Pittsburgh Pirates
PNC Park, Pittsburgh, PA
Thu May 20 2004, 7:05 PM EDT
Att. 11,029 - Cloudy - 76 F

livebaseballscorecards.com

AB	32
R	7
H	7
RBI	7
BB	4
SO	4
LOB	7



Batter	1	2	3	4	5	6	7	8	9
18 Jason Kendall, R OBP: 0.377, SLG: 0.349 (1, 2)	2-1 F9	0-1 G4-3	0-2 K			0-1 G6-3		2-1 SH3 1-H 2B	
Jose Castillo, R OBP: 0.353, SLG: 0.391 (1, 4)	2-1 2B 1B	4-1 BB		1-2 G4-3		1-0 G4-3		1-0 SH3 2-3	
Daryle Ward, L OBP: 0.395, SLG: 0.865 (1, 3)	0-0 1-H 2B	2-1 G4-3		3-1 HR		1-1 HR		4-2 G6-4-3 BB	
Craig Wilson, R OBP: 0.414, SLG: 0.627 (1, 9)	0-0 G5-3		0-1 HR 1B	1-3 K		0-0 G4-3		1-1 G6-4-3 1-2f	
Rob Mackowiak, L OBP: 0.341, SLG: 0.529 Chris Stynes, R OBP: 0.260, SLG: 0.286 (1, 5) (9, 5)	0-0 G4-3		2-2 F8	1-2 F8			0-2 L6		
Jason Bay, R OBP: 0.405, SLG: 0.545 (1, 7)		2-3 K	1-1 1-H HR		1-1 HR		2-2 1B		
Tike Redman, L OBP: 0.262, SLG: 0.329 (1, 8)		2-2 SH 1B 1B	2-1 1B 1B		0-0 F8		0-2 P6		
Abraham Nunez, S OBP: 0.320, SLG: 0.404 (1, 6)		1-0 SH 1B	1 SAFE 0-1 1-3 1B		0-1 F8		1-0 G5-3		
Ryan Vogelsong, R OBP: 0.250, SLG: 0.100 Brian Boertringer, S Michael Gonzalez, R 16 Salomon Torres, R Bobby Hill, S OBP: 0.373, SLG: 0.412 Jose Mesa, R (1, 1) (5, 1) (6, 1) (8, 1) (8, PH) (9, 1)		0-0 SH 18 G4-3 1-H 2-H	1-3 K		1-3 K		0-0 18 2B 1B		

Inning Stats	R: 1	H: 2	E: 0	K: 0	S: 7	R: 2	H: 2	E: 1	K: 1	S: 13	R: 2	H: 4	E: 0	K: 2	S: 20	R: 1	H: 1	E: 0	K: 1	S: 11	R: 1	H: 1	E: 0	K: 0	S: 8	R: 0	H: 1	E: 0	K: 0	S: 10	R: 1	H: 2	E: 0	K: 0	S: 8
	LOB: 1	BB: 0	P: 11	LOB: 2	BB: 1	P: 24	LOB: 2	BB: 0	P: 26	LOB: 0	BB: 0	P: 17	LOB: 0	BB: 0	P: 10	LOB: 1	BB: 1	LOB: 1	BB: 1	P: 16															

PITCHER	IP	WLS	BF	H	R	ER	SO	BB	IBB	HBP	BLK	WP	HR	S	P	ERA	WHIP
Ismael Valdez, R ERA: 4.47 (1, 1)	5.0		27	10	7	5	5	1	0	0	0	0	3	59	88	9.00	2.200
Brandon Puffer, R ERA: 5.06 (6, 1)	2.1	L	11	4	2	2	0	0	0	0	0	0	1	20	28	7.71	1.714
Eddie Oropesa, L ERA: 11.0 (8, 1)	0.0		1	0	0	0	0	1	0	0	0	0	0	2	6	∞	∞
Scott Linebrink, R ERA: 1.46 (8, 1)	0.2		1	0	0	0	0	0	0	0	0	0	0	2	3	0.00	0.000

BOTTOM

San Diego Padres @ Pittsburgh Pirates
PNC Park, Pittsburgh, PA
Thu May 20 2004, 7:05 PM EDT
Att: 11,029 - Cloudy - 76 F

AB	R	H	RBI	BB	SO	LOB
5	0	1	1	0	1	3
3	1	1	0	1	0	0
4	2	3	3	1	0	2
5	1	1	0	0	1	3
4	0	0	0	0	0	2
0	0	0	0	0	0	0
4	2	3	3	0	1	0
4	1	2	0	0	0	1
4	1	2	0	0	0	1
1	0	0	0	0	1	2
1	0	0	0	0	1	0
0	0	0	0	0	0	0
0	0	0	0	0	0	0
1	1	1	0	0	0	0
0	0	0	0	0	0	0

AB	36
R	9
H	14
RBI	7
BB	2
SO	5
LOB	14

P

1B	8	SF	0	WP	0	PA	40
2B	2	SAC	2	PB	0		
3B	0	DP	1	SB	0		
HR	4	HBP	0	CS	0		

Batter	1	2	3	4	5	6	7	8	9	AB R H RBI BB SO LOB	TOP											
Scott Podsednik, L (1, 8) OBP: 0.343, SLG: 0.406	3-2 F8		1-1 G4-3		3-2 L9			2-1 G4-6-3 1-2f		4 0 0 0 0 0 2												
Craig Counsell, L (1, 6) OBP: 0.354, SLG: 0.346	0-1 L6		1-2 G4-3			2-2 F7		3-2 E4		4 0 0 0 0 0 0												
Junior Spivey, R (1, 4) OBP: 0.349, SLG: 0.464	1-2 G1-3		0-3 K			2-2 G1-3			2-2 F7	4 0 0 0 0 1 0												
Geoff Jenkins, L (1, 7) OBP: 0.328, SLG: 0.440		2-1 G6-4-3 2B 1B		2-1 G6-3		0-0 G4-3			1-0 1B	4 1 2 0 0 0 0												
Lyle Overbay, L (1, 3) OBP: 0.416, SLG: 0.608		4-1 G6-4-3 1B BB		3-0 F7			2-2 G6-4-3 1B 1B		0-0 F8	3 0 1 0 1 0 1												
Keith Ginter, R (1, 5) OBP: 0.347, SLG: 0.463		1-2 G6-4-3 1-2f 2-3		0-0 L9			1-0 G6-4-3 1B 1B		0-2 G6-3 1-2	4 0 1 0 0 0 3												
Ben Grieve, L (1, 9) OBP: 0.398, SLG: 0.436		4-2 2B BB		3-3 K			0-1 G6-4-3 1-2f 2-3			1 0 0 0 1 1 0												
Brady Clark, R (7, PH) OBP: 0.353, SLG: 0.361										1 0 0 0 0 0 2	AB 30											
Chad Moeller, R (1, 2) OBP: 0.330, SLG: 0.398		3-2 15 SH3-4 1B 2B		0-0 15 SH3-4 1B			0-0 F9			3 0 2 1 0 0 1	R 1											
15 Ben Sheets, R (1, 1) 2 Bill Hall, R (8, PH) Brooks Kieschnick, L (8, 1)		0-2 G6-3 3-H		0-0 SH3-4 2				1-0 G4-6-3 1B		1 0 0 0 0 0 2	H 7											
										1 0 1 0 0 0 0	RBI 1											
										0 0 0 0 0 0 0	BB 2											
											SO 2											
											LOB 11											
Inning Stats	R: 0 E: 0 K: 0 S: 9	H: 0 LOB: 0 BB: 0 P: 13	R: 1 E: 0 K: 0 S: 15	H: 2 LOB: 2 BB: 2 P: 29	R: 0 E: 0 K: 1 S: 8	H: 0 LOB: 0 BB: 0 P: 10	R: 0 E: 0 K: 0 S: 4	H: 0 LOB: 0 BB: 0 P: 9	R: 0 E: 0 K: 1 S: 11	H: 1 LOB: 1 BB: 0 P: 17	R: 0 E: 0 K: 0 S: 7	H: 0 LOB: 0 BB: 0 P: 11	R: 0 E: 0 K: 0 S: 8	H: 2 LOB: 1 BB: 0 P: 11	R: 0 E: 1 K: 0 S: 8	H: 1 LOB: 0 BB: 0 P: 14	R: 0 E: 0 K: 0 S: 11	H: 1 LOB: 1 BB: 0 P: 14	1B: 6 2B: 1 3B: 0 HR: 0	SF: 0 SAC: 1 DP: 3 HBP: 0	WP: 0 PB: 0 SB: 0 CS: 0	PA: 33
PITCHER	IP WLS BF H R ER SO BB IBB HBP BLK WP HR S P ERA WHIP																					
Josh Fogg, R (1, 1) ERA: 6.81	6.0 W 24 5 1 1 2 2 0 0 0 0 0 0 59 97 1.50 1.167																					
34 John Grabow, L (7, 1) ERA: 3.45	1.0 H 2 0 0 0 0 0 0 0 0 0 0 0 3 3 0.00 0.000																					
16 Salomon Torres, R (8, 1) ERA: 3.16	1.0 H 3 1 0 0 0 0 0 0 0 0 0 0 8 14 0.00 1.000																					
Jose Mesa, R (9, 1) ERA: 0.47	1.0 S 4 1 0 0 0 0 0 0 0 0 0 0 11 14 0.00 1.000																					

Milwaukee Brewers @ Pittsburgh Pirates
PNC Park, Pittsburgh, PA
Sat May 22 2004, 7:05 PM EDT
Att. 25,736 - Cloudy - 79 F

livebaseballscorecards.com



Batter	1	2	3	4	5	6	7	8	9
18 Jason Kendall, R OBP: 0.380, SLG: 0.353 (1, 2)	G6-3		G6-3		G6-4-3		G6-3		
2 Jack Wilson, R OBP: 0.375, SLG: 0.553 (1, 6)	1B		1B		1B		G4-3		
Daryle Ward, L OBP: 0.357, SLG: 0.780 (1, 3)	F9		F9		G3-1		G4-3		
Craig Wilson, R OBP: 0.410, SLG: 0.614 (1, 9)	K		K				F9		
Rob Mackowiak, L OBP: 0.345, SLG: 0.528 (1, 5)		G6-3	G3-1					E	
Jose Castillo, R OBP: 0.353, SLG: 0.391 (9, 4)		1B						1B	
Jason Bay, R OBP: 0.439, SLG: 0.556 (1, 7)		G6-3			1B		G4-3	P3	
Abraham Nunez, S OBP: 0.296, SLG: 0.373 (1, 4)		G1-3			F7		G4-3	E3	
Chris Stynes, R OBP: 0.260, SLG: 0.286 (9, 5)		1B					1B	1B	
Tike Redman, L OBP: 0.256, SLG: 0.321 (1, 8)		G6-3			K		E1	K	
Josh Fogg, R (1, 1)		L9			G6-3		G4-3	F8	
34 John Grabow, L (7, 1)									
16 Salomon Torres, R (8, 1)									
Bobby Hill, S (8, PH)									
Jose Mesa, R (9, 1)									

AB	R	H	RBI	BB	SO	LOB
4	0	2	0	0	0	0
4	0	3	0	0	0	1
4	0	0	0	0	0	4
3	0	0	0	1	2	4
4	2	2	0	0	0	3
0	0	0	0	0	0	0
3	1	2	0	1	0	1
4	0	0	1	0	0	5
0	0	0	0	0	0	0
4	0	0	1	0	2	4
3	0	0	0	0	0	3
0	0	0	0	0	0	0
0	0	0	0	0	0	0
1	0	0	0	0	0	2
0	0	0	0	0	0	0

WP	PA
1	36
0	
3	
0	

Inning Stats		R	H	E	K	S	R	H	E	K	S	R	H	E	K	S	R	H	E	K	S	R	H	E	K	S
1	0	1	0	1	17	21	1	2	0	0	13	0	2	0	0	13	0	0	0	0	0	0	0	0	0	0
2	1	2	0	0	8	21	0	1	0	0	13	1	2	0	0	13	0	0	0	0	0	0	0	0	0	0
3	0	2	0	1	10	12	0	2	0	0	9	0	2	0	0	9	0	0	0	0	0	0	0	0	0	0
4	0	1	0	1	7	9	0	1	0	0	9	0	1	0	0	9	0	0	0	0	0	0	0	0	0	0
5	0	1	0	0	6	11	0	1	0	0	11	0	1	0	0	11	0	0	0	0	0	0	0	0	0	0
6	2	0	1	1	14	26	0	0	1	2	26	0	0	1	0	26	0	0	0	0	0	0	0	0	0	0
7	0	1	0	0	7	14	0	1	0	0	14	0	1	0	0	14	0	0	0	0	0	0	0	0	0	0
8	0	1	0	1	12	18	0	1	0	1	18	0	1	0	0	18	0	0	0	0	0	0	0	0	0	0
9	0	1	0	2	12	18	0	1	0	2	18	0	1	0	0	18	0	0	0	0	0	0	0	0	0	0

PITCHER		IP	WLS	BF	H	R	ER	SO	BB	IBB	HBP	BLK	WP	HR	S	P	ERA	WHIP
15 Ben Sheets, R (1, 1)	ERA: 2.86	7.0	L	31	8	3	2	3	2	0	0	0	1	0	69	106	2.57	1.429
Brooks Kieschnick, R (8, 1)	ERA: 1.74	1.0		5	1	0	0	1	0	0	0	0	0	12	18	0.00	1.000	

PITCHER		IP	WLS	BF	H	R	ER	SO	BB	IBB	HBP	BLK	WP	HR	S	P	ERA	WHIP
15 Ben Sheets, R (1, 1)	ERA: 2.86	7.0	L	31	8	3	2	3	2	0	0	0	1	0	69	106	2.57	1.429
Brooks Kieschnick, R (8, 1)	ERA: 1.74	1.0		5	1	0	0	1	0	0	0	0	0	12	18	0.00	1.000	

Milwaukee Brewers @ Pittsburgh Pirates
PNC Park, Pittsburgh, PA
Sat May 22 2004, 7:05 PM EDT
Att. 25,736 - Cloudy - 79 F

livebaseballscorecards.com

AB	34
R	3
H	9
RBI	2
BB	2
SO	4
LOB	27



Batter	1	2	3	4	5	6	7	8	9	AB R H RBI BB SO LOB	TOP																
Scott Podsednik, L (1, 8) OBP: 0.347, SLG: 0.404	0-0 1B		0-1 G4-3		4-1 FC1-2 BB		2-2 G4-3			3 0 1 0 1 0 0																	
Craig Counsell, L (1, 6) OBP: 0.344, SLG: 0.336	3-1 L6			1-2 F8	0-0 FC1-2		2-2 G4-3			4 0 0 0 0 0 4																	
Junior Spivey, R (1, 4) OBP: 0.345, SLG: 0.450	0-3 K			1-0 1B HBP	0-1 F7		2-0 F7			3 0 0 0 0 1 4																	
Geoff Jenkins, L (1, 7) OBP: 0.321, SLG: 0.430	1-1 G1-3			0-3 K		1-0 G3-1		2-3 K		4 0 0 0 0 2 2																	
Lyle Overbay, L (1, 3) OBP: 0.418, SLG: 0.624		0-2 G4-3		2-0 1B		0-2 HR		3-3 K		4 1 2 1 0 1 0																	
Brady Clark, R (1, 9) OBP: 0.337, SLG: 0.342		2-3 K		2-3 K		1-1 G6-3		3-3 K		4 0 0 0 0 3 2																	
Keith Ginter, R (1, 5) OBP: 0.344, SLG: 0.482		1-3 K			1-1 F7	3-2 F9		3-2 HR		4 1 1 1 0 1 0																	
Chad Moeller, R (1, 2) OBP: 0.327, SLG: 0.391			0-3 K		3-2 FC1-2 1B		1-1 G6-3		0-0 P4	4 0 1 0 0 1 0																	
Doug Davis, R (1, 1)			2-3 K		4-2 FC1-2 BB		2-3 K			1 0 0 0 1 1 0																	
Ben Grieve, L (7, PH) OBP: 0.394, SLG: 0.430										1 0 0 0 0 1 0																	
Jeff Bennett, R (7, 1)										0 0 0 0 0 0 0																	
Luis Vizcaino, R (8, 1)										0 0 0 0 0 0 0																	
Dan Kolb, R (9, 1)										0 0 0 0 0 0 0																	
Inning Stats	R: 0 E: 0 K: 1 S: 10	H: 1 LOB: 1 BB: 0 P: 14	R: 0 E: 0 K: 2 S: 10	H: 0 LOB: 0 BB: 0 P: 13	R: 0 E: 0 K: 2 S: 9	H: 0 LOB: 0 BB: 0 P: 11	R: 0 E: 0 K: 2 S: 12	H: 1 LOB: 2 BB: 0 P: 18	R: 0 E: 0 K: 0 S: 14	H: 1 LOB: 3 BB: 2 P: 26	R: 1 E: 0 K: 0 S: 11	H: 1 LOB: 0 BB: 0 P: 16	R: 0 E: 0 K: 1 S: 8	H: 0 LOB: 0 BB: 0 P: 13	R: 0 E: 0 K: 1 S: 9	H: 0 LOB: 0 BB: 0 P: 15	R: 1 E: 0 K: 2 S: 13	H: 1 LOB: 0 BB: 0 P: 22	1B: 3 2B: 0 3B: 0 HR: 2	SF: 0 SAC: 0 DP: 0 HBP: 1	WP: 0 PB: 0 SB: 1 CS: 0	PA: 35					
PITCHER	IP WLS BF H R ER SO BB IBB HBP BLK WP HR S P ERA WHIP																										
Kip Wells, R (1, 1) ERA: 3.86	7.0		28	4	1	1	8	2	0	1	0	0	1	74	111	1.29	0.857										
37 Mike Johnston, L (8, 1) ERA: 1.35	1.1		4	0	0	0	2	0	0	0	0	0	0	14	23	0.00	0.000										
Brian Meadows, R (9, 1) ERA: 2.1	0.2	L	3	1	1	1	1	0	0	0	0	0	1	8	14	13.50	1.500										

Milwaukee Brewers @ Pittsburgh Pirates
PNC Park, Pittsburgh, PA
Sun May 23 2004, 1:35 PM EDT
Att. 19,326 - Cloudy - 83 F

AB	32
R	2
H	5
RBI	2
BB	2
SO	11
LOB	12



Batter	1	2	3	4	5	6	7	8	9	AB	R	H	RBI	BB	SO	LOB
18 Jason Kendall, R OBP: 0.374, SLG: 0.348 (1, 2)	0-2 FC4-6 1B	3-2 G6-3			2-1 F7		0-1 F9		1-2 P3	5	0	1	0	0	0	3
2 Jack Wilson, R OBP: 0.372, SLG: 0.545 (1, 6)	3-2 FC4-6 2B 1-2f		2-2 G5-3		1-1 G5-3		3-2 1B			4	0	1	0	0	0	1
Jason Bay, R OBP: 0.422, SLG: 0.550 37 Mike Johnston, L Brian Meadows, R (1, 7) (8, 1) (9, 1)	2-3 K		2-3 K			0-0 FC4-6 2B	0-3 K			4	0	1	0	0	3	3
Craig Wilson, R OBP: 0.418, SLG: 0.643 (1, 9)	0-0 1-3 2B		1-2 1B			1-3 K		0-0 HR		4	1	3	1	0	1	1
Ruben Mateo, R Tike Redman, L OBP: 0.254, SLG: 0.319 (1, 8) (7, 8)	0-0 G3		1-2 F9			4-2 FC4-6 BB		0-3 K		2	0	0	0	1	0	3
Daryle Ward, L OBP: 0.348, SLG: 0.733 (1, 3)		0-0 2B 1B			1-3 K		2-1 FC4-6 1-2f 2-3	2-2 G4-3		4	0	1	0	0	1	2
Chris Stynes, R OBP: 0.259, SLG: 0.284 (1, 5)		0-1 P4			1-1 1B		2-0 P5	0-1 G6-3		4	0	1	0	0	0	3
Jose Castillo, R OBP: 0.343, SLG: 0.379 Bobby Hill, S OBP: 0.364, SLG: 0.400 (1, 4) (9, PH)		1-3 K			0-1 G3-1			0-1 L4	3-2 G4-3	3	0	0	0	0	1	1
Kip Wells, R OBP: 0.188, SLG: 0.375 Rob Mackowiak, L OBP: 0.348, SLG: 0.528 (1, 1) (7, PH) (8, 7)		0-0 1-3 2B				0-3 K		2-2 2B 1B	2-2 F7	2	0	1	0	0	1	0
										2	0	1	0	0	0	0

Inning Stats	R: 0	H: 2	E: 0	K: 1	S: 11	LOB: 2	BB: 0	P: 16	R: 0	H: 2	E: 0	K: 1	S: 12	LOB: 2	BB: 0	P: 16	R: 0	H: 1	E: 0	K: 1	S: 12	LOB: 1	BB: 0	P: 18	R: 0	H: 1	E: 0	K: 1	S: 7	LOB: 0	BB: 0	P: 9	R: 0	H: 0	E: 0	K: 1	S: 7	LOB: 0	BB: 0	P: 10	R: 0	H: 1	E: 0	K: 1	S: 12	LOB: 2	BB: 1	P: 21	R: 0	H: 2	E: 0	K: 1	S: 13	LOB: 2	BB: 0	P: 18	R: 1	H: 1	E: 0	K: 1	S: 10	LOB: 0	BB: 0	P: 12	R: 0	H: 0	E: 0	K: 0	S: 11	LOB: 0	BB: 0	P: 17	1B: 6	SF: 0	2B: 3	SAC: 0	3B: 0	DP: 0	HR: 1	HBP: 0	WP: 0	PA: 37	PB: 0	SB: 0	CS: 0
--------------	------	------	------	------	-------	--------	-------	-------	------	------	------	------	-------	--------	-------	-------	------	------	------	------	-------	--------	-------	-------	------	------	------	------	------	--------	-------	------	------	------	------	------	------	--------	-------	-------	------	------	------	------	-------	--------	-------	-------	------	------	------	------	-------	--------	-------	-------	------	------	------	------	-------	--------	-------	-------	------	------	------	------	-------	--------	-------	-------	-------	-------	-------	--------	-------	-------	-------	--------	-------	--------	-------	-------	-------

PITCHER	IP	WLS	BF	H	R	ER	SO	BB	IBB	HBP	BLK	WP	HR	S	P	ERA	WHIP
Doug Davis, L ERA: 3.65 (1, 1)	6.0		25	7	0	0	6	1	0	0	0	0	0	61	90	0.00	1.333
Jeff Bennett, R ERA: 3.86 (7, 1)	1.0	H	5	2	0	0	1	0	0	0	0	0	0	13	18	0.00	2.000
Luis Vizcaino, R ERA: 3.86 (8, 1)	1.0	W	4	1	1	1	1	0	0	0	0	0	0	10	12	9.00	1.000
Dan Kolb, R ERA: 0.57 (9, 1)	1.0	S	3	0	0	0	0	0	0	0	0	0	0	11	17	0.00	0.000

BOTTOM

Milwaukee Brewers @ Pittsburgh Pirates
PNC Park, Pittsburgh, PA
 Sun May 23 2004, 1:35 PM EDT
 Att: 19,326 - Cloudy - 83 F

AB	36
R	1
H	10
RBI	1
BB	1
SO	8
LOB	17



BOTTOM

Pittsburgh Pirates @ St. Louis Cardinals
Busch Stadium, St. Louis, MO
Wed May 26 2004, 7:10 PM CDT
Att: 29,526 - Unknown - 63 F

livebaseballscorecards.com

AB 43
R 8
H 16
RBI 8
BB 2
SO 6
LOB 22



WP: 0 PA: 45
PB: 0
SB: 2
CS: 0

AB R H RBI BB SO LOB

5 1 2 0 0 0 1

5 1 3 1 0 1 2

5 1 1 0 0 1 3

4 0 1 2 1 0 2

4 2 2 0 1 1 2

5 3 3 1 0 1 3

5 0 2 1 0 0 2

5 0 1 2 0 2 3

1B: 11 SF: 0
2B: 4 SAC: 0
3B: 0 DP: 0
HR: 1 HBP: 0

Batter	1	2	3	4	5	6	7	8	9
Tony Womack, L (1, 4) OBP: 0.326, SLG: 0.364	1-2 G5-3	0-0 F8			1-2 F9 15 S 1B		0-2 5 2B 27 1B	3-2 G6-3	
15 Jim Edmonds, L (1, 8) OBP: 0.362, SLG: 0.578	2-2 2B		0-0 HR		3-2 L7		1-3 K	1-2 5 G6-3 1B	
5 Albert Pujols, R (1, 3) OBP: 0.373, SLG: 0.570	1-3 K		0-1 P4		2-1 F9		2-2 27 1B 2B	3-1 G6-3	
27 Scott Rolen, R (1, 5) OBP: 0.403, SLG: 0.585	4-1 BB		0-0 F8		2-3 F9		1-3 FC5 BB 1B	1-2 F8	
John Mabry, L (1, 7) OBP: 0.600, SLG: 0.750	1-0 G3		2-1 1B			0-1 1B 2B	4-1 FC5 1B BB	1-3 K	
Edgar Renteria, R (1, 6) OBP: 0.320, SLG: 0.387		1-0 E S 1B	2-3 K			3-1 1B	0-2 FC5 1B	1-0 2B G6-3 1B	
Reggie Sanders, R (1, 9) OBP: 0.292, SLG: 0.514		1-2 L8		3-2 G5-3		0-1 P6	2-1 1B	0-0 1B	
Mike Matheny, R (1, 2) OBP: 0.315, SLG: 0.412		2-3 K		0-0 F9		1-3 K	1-1 1B	1-2 G6-3	
Jason Marquis, L (1, 1) ERA: 5.24		3-2 1B		3-1 L8		1-1 G1-3	0-1 G5-3	1-1 F8	
Ray Lankford, L (1, 1) ERA: 3.12									
Kiko Castano, R (1, 1) ERA: 3.38									
Martin Anderson, L (1, 1) ERA: 1.32									
Ray King, L (1, 1) ERA: 2.05									
Roger Cadenho, S (1, 1) ERA: 2.05									
Julian Tavarez, L (1, 1) ERA: 2.05									
Steve Kline, S (1, 1) ERA: 2.05									
Cody McKinley, L (1, 1) ERA: 2.05									

Inning Stats	R: 0	H: 1	E: 0	K: 1	S: 12	LOB: 2	BB: 1	P: 21
	R: 1	H: 2	E: 0	K: 1	S: 11	LOB: 1	BB: 0	P: 18
	R: 1	H: 2	E: 0	K: 1	S: 11	LOB: 1	BB: 0	P: 15
	R: 0	H: 0	E: 0	K: 0	S: 8	LOB: 0	BB: 0	P: 14
	R: 0	H: 1	E: 0	K: 0	S: 10	LOB: 1	BB: 0	P: 17
	R: 1	H: 2	E: 0	K: 1	S: 11	LOB: 1	BB: 0	P: 16
	R: 4	H: 5	E: 0	K: 1	S: 20	LOB: 2	BB: 1	P: 30
	R: 0	H: 1	E: 0	K: 1	S: 10	LOB: 1	BB: 0	P: 17
	R: 1	H: 2	E: 0	K: 1	S: 11	LOB: 1	BB: 0	P: 15

PITCHER	IP	WLS	BF	H	R	ER	SO	BB	IBB	HBP	BLK	WP	HR	S	P	ERA	WHIP
Kris Benson, R (1, 1) ERA: 5.24	6.1	W	32	11	7	7	5	2	0	0	0	0	1	74	119	9.95	2.053
16 Salomon Torres, R (7, 1) ERA: 3.12	0.1		3	2	0	0	0	0	0	0	0	0	0	7	10	0.00	6.000
34 John Grabow, L (7, 1) ERA: 3.38	0.1	H	1	0	0	0	0	0	0	0	0	0	0	2	2	0.00	0.000
37 Mike Johnston, L (8, 1) ERA: 1.32	0.1		2	1	0	0	0	0	0	0	0	0	0	6	10	0.00	3.000
Brian Meadows, R (8, 1) ERA: 2.05	0.2		2	0	0	0	0	0	0	0	0	0	0	4	7	0.00	0.000

PITCHER	IP	WLS	BF	H	R	ER	SO	BB	IBB	HBP	BLK	WP	HR	S	P	ERA	WHIP
Jose Mesa, R (9, 1) ERA: 0.89	1.0		5	2	1	1	1	0	0	0	0	0	0	11	15	9.00	2.000

Batter	1	2	3	4	5	6	7	8	9	AB R H RBI BB SO LOB	TOP		
Abraham Nunez, S (1, 4) OBP: 0.293, SLG: 0.382	3-2 G3		0-1 G3		2-2 2B		3-3 K			4 0 1 1 0 1 2			
2 Jack Wilson, R (1, 6) OBP: 0.374, SLG: 0.543	1-0 G6-3		3-1 F7		2-1 G6-3		1-1 F9			4 0 0 0 0 0 2			
Daryle Ward, L (1, 3) OBP: 0.393, SLG: 0.815	0-2 1B			0-0 G1-3		0-0 P3		0-3 K		4 0 1 0 0 1 1			
Craig Wilson, R (1, 9) (5, 2) OBP: 0.419, SLG: 0.632	3-3 K			4-2 S BB		4-2 F7 1B SF8 BB		2-2 G6-3		2 1 0 0 2 1 1			
Rob Mackowiak, L (1, 5) (5, 9) OBP: 0.344, SLG: 0.511		1-0 G6-4-3 1B		2-3 K		0-2 1-2 1B		3-2 P3		4 0 2 0 0 1 1			
Jason Bay, R (1, 7) OBP: 0.407, SLG: 0.522		3-1 G6-4-3 1-2f		2-3 K		0-1 F7		0-1 G1-3		4 0 0 0 0 1 4			
Tike Redman, L (1, 8) OBP: 0.253, SLG: 0.317		2-2 G4-3			0-0 2B 1B	1-1 SF8		3-3 K		3 1 1 1 0 1 0			
11 Humberto Cota, R (1, 2) Chris Styres, R (5, 5) Michael Gonzalez, R (6, 1) Brian Boehringer, S (6, 1) 34 John Grabow, L (8, 1) Ruben Mateo, R (9, PH)			2-3 K		0-3 K	1-1 G1-3		4-1 BB		2 0 0 0 0 0 2 1 1 0 0 0 0 0 0 1 0 1 0 0 0			
Ryan Vogelsong, R (1, 1) Bobby Hill, S (6, 5) OBP: 0.357, SLG: 0.417 OBP: 0.369, SLG: 0.403			1-1 G3 1B		0-2 1-H 2B 2B		1-0 CS 1B		2-3 K	2 1 2 1 0 0 0 2 0 1 0 0 1 1			
Inning Stats	R: 0 H: 1 E: 0 LOB: 1 K: 1 BB: 0 S: 10 P: 17	R: 0 H: 1 E: 0 LOB: 0 K: 0 BB: 0 S: 6 P: 12	R: 0 H: 1 E: 0 LOB: 1 K: 1 BB: 0 S: 10 P: 16	R: 0 H: 0 E: 0 LOB: 1 K: 2 BB: 1 S: 10 P: 18	R: 2 H: 3 E: 0 LOB: 1 K: 1 BB: 0 S: 13 P: 17	R: 1 H: 1 E: 0 LOB: 1 K: 0 BB: 1 S: 11 P: 17	R: 0 H: 1 E: 0 LOB: 0 K: 1 BB: 0 S: 6 P: 11	R: 0 H: 0 E: 0 LOB: 0 K: 1 BB: 0 S: 10 P: 15	R: 0 H: 0 E: 0 LOB: 1 K: 2 BB: 1 S: 10 P: 19	1B: 6 SF: 1 2B: 2 SAC: 0 3B: 0 DP: 1 HR: 0 HBP: 0	WP: 0 PA: 36 PB: 0 SB: 1 CS: 1		
PITCHER	IP WLS BF H R ER SO BB IBB HBP BLK WP HR S P ERA WHIP											PITCHER	IP WLS BF H R ER SO BB IBB HBP BLK WP HR S P ERA WHIP
Jeff Suppan, R (1, 1) ERA: 3.83	6.0 W 26 7 3 3 5 2 0 0 0 0 0 0 60 97 4.50 1.500												
Cal Eldred, R (7, 1) ERA: 5.51	1.0 H 3 1 0 0 1 0 0 0 0 0 0 0 6 11 0.00 1.000												
Ray King, L (8, 1) ERA: 2.0	1.0 H 3 0 0 0 1 0 0 0 0 0 0 0 10 15 0.00 0.000												
44 Jason Isringhausen, R (9, 1) ERA: 4.37	1.0 S 4 0 0 0 2 1 0 0 0 0 0 0 10 19 0.00 1.000												

Pittsburgh Pirates @ St. Louis Cardinals
 Busch Stadium, St. Louis, MO
 Thu May 27 2004, 12:10 PM CDT
 Att. 31,107 - Cloudy - 79 F

livebaseballscorecards.com

AB 32
 R 3
 H 8
 RBI 3
 BB 3
 SO 9
 LOB 14



Batter	1	2	3	4	5	6	7	8	9
Tony Womack, L (1, 4) OBP: 0.324, SLG: 0.368	2-1 15 G4-3 5 SF9 2B		1-3 K	0-3 K		0-0 SH5-3 1-2		1 SAFE 3-2 1 SAFE 1 SAFE F8 1-3	
15 Jim Edmonds, L (1, 8) OBP: 0.363, SLG: 0.567	0-0 G4-3 2-3		4-1 5 BB 27 HR BB	1-1 5 BB HBP		2-3 K		2-0 G3	
5 Albert Pujols, R (1, 3) OBP: 0.363, SLG: 0.570	1-1 SF9 3-H		4-1 27 HR BB	4-1 BB		4-1 BB		4-0 IBB	
27 Scott Rolen, R (1, 5) OBP: 0.398, SLG: 0.595	1-1 P3		0-0 1-H 2-H HR	1-1 SF8		1-3 K		0-3 K	
John Mabry, L (1, 9)		1-1 FC1-6 1B	0-1 2B	0-0 G4-3		4-2 FC6-4 BB			
Edgar Renteria, R (1, 6) OBP: 0.313, SLG: 0.377		1-2 FC1-6 1B	1-2 G6-3		1-3 K	0-0 FC6-4			
Ray Lankford, L (1, 7) OBP: 0.361, SLG: 0.434		3-2 1B	4-0 IBB		1-1 F8	2-3 K			
Cody McKay, L (1, 2) OBP: 0.139, SLG: 0.118		1-1 F7	1-2 G1-3		2-3 K	1-1 L4			
Jeff Suppan, R (1, 1) So Taguchi, R (6, PH) Cal Eldred, R (7, 1) Ray King, L (8, 1) Reggie Sanders, R (8, PH) 44 Jason Istringhausen, R (9, 1)		0-3 K		4-2 5 BB 15 HBP 27 SF8 BB		0-1 SH5-3 1B		4-0 F8 S BB	

Inning Stats	R: 1	H: 1	E: 0	K: 0	S: 7	LOB: 0	BB: 0	P: 11	R: 1	H: 2	E: 0	K: 1	S: 14	LOB: 1	BB: 0	P: 20	R: 3	H: 2	E: 0	K: 1	S: 16	LOB: 2	BB: 3	P: 31	R: 1	H: 0	E: 0	K: 1	S: 12	LOB: 2	BB: 2	P: 22	R: 0	H: 0	E: 0	K: 2	S: 9	LOB: 0	BB: 0	P: 13	R: 0	H: 1	E: 0	K: 2	S: 11	LOB: 2	BB: 1	P: 18	R: 0	H: 0	E: 0	K: 1	S: 12	LOB: 1	BB: 1	P: 19	R: 0	H: 0	E: 0	K: 1	S: 10	LOB: 2	BB: 2	P: 22
--------------	------	------	------	------	------	--------	-------	-------	------	------	------	------	-------	--------	-------	-------	------	------	------	------	-------	--------	-------	-------	------	------	------	------	-------	--------	-------	-------	------	------	------	------	------	--------	-------	-------	------	------	------	------	-------	--------	-------	-------	------	------	------	------	-------	--------	-------	-------	------	------	------	------	-------	--------	-------	-------


PITCHER	IP	WLS	BF	H	R	ER	SO	BB	IBB	HBP	BLK	WP	HR	S	P	ERA	WHIP
Ryan Vogelsong, R (1, 1) ERA: 7.47	5.0	L	26	5	6	6	5	4	1	1	0	0	0	58	97	10.80	1.800
Michael Gonzalez, L (6, 1) ERA:	0.2		3	1	0	0	1	0	0	0	0	0	0	6	8	0.00	1.500
Brian Boehringer, R (6, 1) ERA: 3.57	1.1		6	0	0	0	2	2	0	0	0	0	0	17	29	0.00	1.500
34 John Grabow, L (8, 1) ERA: 3.18	1.0		5	0	0	0	1	1	1	0	0	0	0	10	22	0.00	1.000

BOTTOM

Pittsburgh Pirates @ St. Louis Cardinals
Busch Stadium, St. Louis, MO
 Thu May 27 2004, 12:10 PM CDT
 Att: 31,107 - Cloudy - 79 F

AB	R	H	RBI	BB	SO	LOB
4	1	1	0	0	2	2
3	1	0	0	1	1	3
0	1	0	1	4	0	0
4	1	1	4	0	2	4
3	0	2	0	1	0	2
4	1	0	0	0	1	3
3	0	1	1	1	1	1
4	0	0	0	0	1	4
1	1	0	0	1	1	1
1	0	1	0	0	0	0
0	0	0	0	0	0	0
0	0	0	0	0	0	0
0	0	0	0	1	0	0
0	0	0	0	0	0	0

AB	27
R	6
H	6
RBI	6
BB	9
SO	9
LOB	20



WP: 0	PA: 40
PB: 0	
SB: 3	
CS: 0	

PITCHER	IP	WLS	BF	H	R	ER	SO	BB	IBB	HBP	BLK	WP	HR	S	P	ERA	WHIP
---------	----	-----	----	---	---	----	----	----	-----	-----	-----	----	----	---	---	-----	------

Batter	1	2	3	4	5	6	7	8	9	AB R H RBI BB SO LOB	TOP													
Todd Walker, L (1, 4) OBP: 0.375, SLG: 0.454 Joe Borowski, R (9, 1)	G6-3		0-0 FC1 1B		1-1 G1-2-3 SH 1B		4-2 1B HR BB		0-1 G5-3	4 1 2 0 1 0 0 0 0 0 0 0 0 0	<div style="text-align: center;"> <p>Chicago Cubs @ Pittsburgh Pirates</p> <p>PNC Park, Pittsburgh, PA</p> <p>Fri May 28 2004, 5:05 PM EDT</p> <p>Cloudy - 67 F</p> </div>													
Rey Ordonez, R (1, 6)	G5-3		1-1 FC1		2-1 SH G1-2-3		0-2 P3		1-3 K	4 0 0 0 0 1 3														
Moises Alou, R (1, 7) OBP: 0.356, SLG: 0.592	0-1 1B		1-2 F8		0-1 G1-2-3		3-2 16 BB HR 1B		4-1 16 2B BB	4 1 2 0 1 0 5														
16 Aramis Ramirez, R (1, 5) OBP: 0.345, SLG: 0.550	3-1 F8		1-1 1B 2B		0-0 G4-3		4-1 1-2 HR BB		0-0 1-3 2B	4 2 2 0 1 0 3														
Todd Hollandsworth, L (1, 9) OBP: 0.431, SLG: 0.639 Michael Barrett, R (7, PH) OBP: 0.336, SLG: 0.569 (7, 2)		1-1 G4-3		0-0 G5-3		0-0 L8		1-2 1-2 HR	1-3 K	3 0 0 0 0 0 1 2 1 1 4 0 1 2														
25 Derrek Lee, R (1, 3) OBP: 0.352, SLG: 0.408		2-3 K		2-3 K		1-2 F9		2-1 G5-3		4 0 0 0 0 2 1														
Corey Patterson, L (1, 8) OBP: 0.317, SLG: 0.407		1-0 G4-3		1-0 2-H S 1B		4-0 BB		0-0 CS 1B		3 0 2 1 1 0 0														
Paul Bako, L (1, 2) OBP: 0.314, SLG: 0.233 Francis Beltran, R (7, 1) Mike Remlinger, L (7, 1) Jason Dubois, R (8, PH) OBP: 0.230, SLG: 0.250 LaTroy Hawkins, R (8, 1) Ramon Martinez, R (9, 4) OBP: 0.274, SLG: 0.260			2-2 1B FC1 1B	1 SAFE 2-2 G6-3	1 SAFE 3-1 G3			1 SAFE 2-2 G6-3		3 0 1 0 0 0 2 0 0 0 0 0 0 0 0 0 0 0 0 0 0 1 0 0 0 0 0 1 0 0 0 0 0 0 0 0 0 0 0 0 0 0														
Matt Clement, R (1, 1) OBP: 0.182, SLG: 0.190 Jimmy Anderson, L (5, 1) David Kelton, R (7, PH) (7, 9)			1-3 K		4-1 SH 1B G1-2-3 BB		0-3 K		1-1 G4-3	1 0 0 0 1 1 1 0 0 0 0 0 0 0 2 0 0 0 0 1 0														
Inning Stats	R: 0 E: 0 K: 0 S: 9	H: 1 LOB: 1 BB: 0 P: 14	R: 0 E: 0 K: 1 S: 6	H: 0 LOB: 0 BB: 0 P: 10	R: 0 E: 0 K: 1 S: 13	H: 2 LOB: 2 BB: 0 P: 18	R: 1 E: 0 K: 1 S: 11	H: 2 LOB: 1 BB: 0 P: 17	R: 0 E: 0 K: 0 S: 8	H: 1 LOB: 2 BB: 1 P: 15		R: 0 E: 0 K: 0 S: 7	H: 0 LOB: 1 BB: 1 P: 14	R: 4 E: 0 K: 1 S: 21	H: 2 LOB: 0 BB: 2 P: 35	R: 0 E: 0 K: 0 S: 6	H: 1 LOB: 0 BB: 0 P: 9	R: 0 E: 0 K: 2 S: 13	H: 1 LOB: 2 BB: 1 P: 19	1B: 7 2B: 2 3B: 0 HR: 1	SF: 0 SAC: 1 DP: 1 HBP: 0	WP: 0 PB: 0 SB: 1 CS: 1	PA: 41	
PITCHER	IP WLS BF H R ER SO BB IBB HBP BLK WP HR S P ERA WHIP																							
Kip Wells, R (1, 1) ERA: 4.03	6.2		31	7	4	4	4	4	0	0	0	0	0	0	69	114	5.40	1.650						
37 Mike Johnston, L (7, 1) ERA: 1.93	0.1	B	3	2	1	1	0	0	0	0	0	0	1	7	10	27.00	6.000							
Brian Meadows, R (8, 1) ERA: 1.98	1.0		2	0	0	0	0	0	0	0	0	0	0	5	8	0.00	0.000							
16 Salomon Torres, R (9, 1) ERA: 3.0	1.0	W	5	1	0	0	2	1	0	0	0	0	0	13	19	0.00	2.000							

livebaseballscorecards.com

AB	35
R	5
H	10
RBI	5
BB	5
SO	6
LOB	19



BOTTOM

Chicago Cubs @ Pittsburgh Pirates
PNC Park, Pittsburgh, PA
Fri May 28 2004, 5:05 PM EDT
Cloudy - 67 F

livebaseballscorecards.com

AB 35
R 9
H 11
RBI 8
BB 2
SO 8
LOB 14



WP: 1 PA: 41
PB: 1
SB: 0
CS: 0

AB R H RBI BB SO LOB

4	2	1	0	0	0	2
5	0	2	2	0	2	4
3	1	1	1	1	1	0
4	0	0	0	0	2	3
5	1	1	4	0	2	2
4	1	2	0	0	0	0
0	0	0	0	0	0	0
0	0	0	0	0	0	0
2	1	0	0	0	0	0
0	0	0	0	0	0	0
0	0	0	0	0	0	1
4	2	3	0	0	0	0
1	0	0	0	1	1	2
2	1	1	1	0	0	0

1B: 9 SF: 1
2B: 0 SAC: 0
3B: 1 DP: 0
HR: 1 HBP: 3

Batter	1	2	3	4	5	6	7	8	9
18 Jason Kendall, R OBP: 0.386, SLG: 0.354 (1, 2)	G1-3		F8		SF9 2 1B HBP		G5-3		HR 1B
2 Jack Wilson, R OBP: 0.374, SLG: 0.539 (1, 6)	K		K		SF9 1B		1B		L8
Daryle Ward, L OBP: 0.393, SLG: 0.789 (1, 9) (9, 3)	K			P5	SF9		SAFE 1B		HR IBB
Craig Wilson, R OBP: 0.414, SLG: 0.617 (1, 7) (9, 9)		K		G5-3	HBP			G4-3	K
Rob Mackowiak, L OBP: 0.340, SLG: 0.521 (1, 5)		K		F9	K			G4-3	HR
Randall Simon, L OBP: 0.263, SLG: 0.278 Jose Castillo, R OBP: 0.345, SLG: 0.380 16 Salomon Torres, R (8, PR) (9, 1)		F7			1B HBP WP 1B		G6-3		
Bobby Hill, S OBP: 0.368, SLG: 0.392 37 Mike Johnston, L (7, 1) Brian Meadows, R (8, 1) Jason Bay, R OBP: 0.400, SLG: 0.511 (8, PH) (9, 7)			F8		WP 2 1B HBP		G5-3		G6-3
Tike Redman, L OBP: 0.264, SLG: 0.339 (1, 8)			18 F8 BB 1B		WP 2 1B		G3-1		1B 3B
Kip Wells, R OBP: 0.222, SLG: 0.353 Abraham Nunez, S OBP: 0.300, SLG: 0.386 (7, 4)					K		F8		HR 1B

R: 0 H: 0 E: 0 LOB: 0 K: 2 BB: 0 S: 12 P: 14	R: 0 H: 0 E: 0 LOB: 0 K: 2 BB: 0 S: 8 P: 11	R: 0 H: 1 E: 0 LOB: 2 K: 1 BB: 1 S: 12 P: 20	R: 0 H: 0 E: 0 LOB: 0 K: 0 BB: 0 S: 3 P: 4	R: 4 H: 3 E: 0 LOB: 2 K: 2 BB: 0 S: 19 P: 34	R: 0 H: 0 E: 0 LOB: 0 K: 0 BB: 0 S: 5 P: 7	R: 0 H: 2 E: 0 LOB: 2 K: 0 BB: 0 S: 13 P: 18	R: 0 H: 1 E: 0 LOB: 2 K: 0 BB: 0 S: 8 P: 10	R: 5 H: 4 E: 0 LOB: 0 K: 1 BB: 1 S: 16 P: 31
---	--	---	---	---	---	---	--	---

PITCHER	IP	WLS	BF	H	R	ER	SO	BB	IBB	HBP	BLK	WP	HR	S	P	ERA	WHIP
Matt Clement, R ERA: 3.05 (1, 1)	4.2		22	4	4	4	6	1	0	0	0	1	0	51	80	7.71	1.071
Jimmy Anderson, L ERA: (5, 1)	1.1		4	0	0	0	1	0	0	0	0	0	0	8	10	0.00	0.000
Francis Beltran, R ERA: 3.31 (7, 1)	0.2	H	3	1	0	0	0	0	0	0	0	0	0	7	10	0.00	1.500
Mike Remlinger, L ERA: (7, 1)	0.1	H	1	1	0	0	0	0	0	0	0	0	0	6	8	0.00	3.000
LaTroy Hawkins, R ERA: 1.05 (8, 1)	1.0	H	4	1	0	0	0	0	0	0	0	0	0	8	10	0.00	1.000

PITCHER	IP	WLS	BF	H	R	ER	SO	BB	IBB	HBP	BLK	WP	HR	S	P	ERA	WHIP
Joe Borowski, R ERA: 8.2 (9, 1)	0.2		7	4	5	5	1	0	1	0	0	0	0	16	31	67.50	6.000

Batter	1	2	3	4	5	6	7	8	9	10	AB R H RBI BB SO LOB	TOP												
Jose Macias, S OBP: 0.300, SLG: 0.417 (1, 4)	2-1 FC1-6 1B		0-0 G5-3		0-3 K		1-2 P4		0-0 BB 1B		5 0 2 2 0 1 1	Chicago Cubs @ Pittsburgh Pirates PNC Park, Pittsburgh, PA Fri May 28 2004, 5:10 PM EDT Att. 24,657 - Sunny - 62 F												
Michael Barrett, R OBP: 0.353, SLG: 0.568 (1, 2)	0-0 FC1-6 16 G6-4-3 1-2f		4-2 BB		0-0 16 1B		4-0 16 G5-4-3 BB		4-1 25 G6-4-3 BB		2 0 1 0 3 0 1													
16 Aramis Ramirez, R OBP: 0.342, SLG: 0.541 (1, 5)	0-0 G6-4-3 1-2f		1-3 K		0-0 1-2 1B		2-1 G5-4-3 1-2f		1-0 L4		5 0 1 0 0 1 7													
25 Derrek Lee, R OBP: 0.348, SLG: 0.398 (1, 3)		1-0 G6-3		4-1 HR BB		1-3 K		3-2 G5-3		3-2 G6-4-3 1-2f	4 1 0 0 1 1 5													
Jason Dubois, R OBP: 0.125, SLG: 0.143 Todd Hollandsworth, L OBP: 0.432, SLG: 0.651 (1, 9) (8, PH) (8, 9)		0-0 G3-1		0-3 K		1-3 K		2-1 G5-3 2B		0-1 G1-3	3 0 0 0 0 2 3 2 0 1 0 0 0 0													
Corey Patterson, L OBP: 0.319, SLG: 0.421 (1, 8)		1-1 F8		0-1 SAFE HR		0-2 G4-3		4-0 IBB		1-3 K	4 1 1 2 1 1 0													
David Kelton, R OBP: 0.200, SLG: 0.400 Moises Alou, R OBP: 0.352, SLG: 0.586 (1, 7) (8, PH) (8, 7)			0-1 SH5-4 G5-3 2B		2-2 P6		1-3 K		1-0 G5-3 2-3f		3 1 1 0 0 1 0 2 0 0 0 0 0 2													
Ramon Martinez, R OBP: 0.300, SLG: 0.293 (1, 6)		4-2 SH5-4 BB		0-1 1B		0-0 2B		0-1 1B 1B			3 1 3 0 1 0 0													
Glendon Rusch, L OBP: 0.111, SLG: 0.111 Kyle Farnsworth, R ERA: 1.86 Todd Walker, L OBP: 0.379, SLG: 0.458 LaTroy Hawkins, R Francis Beltran, R (1, 1) (7, 1) (9, PH) (9, 1) (10, 1)			0-0 SH5-4		1-3 K		0-2 G4-3		1-1 SAFE SAFE BB 1B		2 0 0 0 0 1 2 0 0 0 0 0 0 0 1 0 1 0 0 0 0 0 0 0 0 0 0 0 0 0 0 0 0 0 0													
Inning Stats	R: 0 E: 0 K: 0 S: 4	H: 1 LOB: 0 BB: 0 P: 6	R: 0 E: 0 K: 0 S: 4	H: 0 LOB: 0 BB: 0 P: 6	R: 1 E: 0 K: 1 S: 12	H: 1 LOB: 2 BB: 2 P: 21	R: 2 E: 0 K: 2 S: 15	H: 2 LOB: 1 BB: 1 P: 22	R: 0 E: 0 K: 3 S: 12	H: 2 LOB: 2 BB: 0 P: 14	R: 0 E: 0 K: 0 S: 6		H: 0 LOB: 0 BB: 1 P: 13	R: 0 E: 0 K: 0 S: 6	H: 1 LOB: 1 BB: 1 P: 16	R: 1 E: 0 K: 0 S: 11	H: 3 LOB: 2 BB: 1 P: 19	R: 0 E: 0 K: 1 S: 7	H: 0 LOB: 0 BB: 0 P: 9	1B: 7 2B: 3 3B: 0 HR: 1	SF: 0 SAC: 1 DP: 4 HBP: 0	WP: 0 PB: 0 SB: 0 CS: 0	PA: 43	
PITCHER	IP WLS BF H R ER SO BB IBB HBP BLK WP HR S P ERA WHIP	IP WLS BF H R ER SO BB IBB HBP BLK WP HR S P ERA WHIP	IP WLS BF H R ER SO BB IBB HBP BLK WP HR S P ERA WHIP	IP WLS BF H R ER SO BB IBB HBP BLK WP HR S P ERA WHIP	IP WLS BF H R ER SO BB IBB HBP BLK WP HR S P ERA WHIP	IP WLS BF H R ER SO BB IBB HBP BLK WP HR S P ERA WHIP	IP WLS BF H R ER SO BB IBB HBP BLK WP HR S P ERA WHIP	IP WLS BF H R ER SO BB IBB HBP BLK WP HR S P ERA WHIP	IP WLS BF H R ER SO BB IBB HBP BLK WP HR S P ERA WHIP	IP WLS BF H R ER SO BB IBB HBP BLK WP HR S P ERA WHIP	IP WLS BF H R ER SO BB IBB HBP BLK WP HR S P ERA WHIP	IP WLS BF H R ER SO BB IBB HBP BLK WP HR S P ERA WHIP	IP WLS BF H R ER SO BB IBB HBP BLK WP HR S P ERA WHIP	IP WLS BF H R ER SO BB IBB HBP BLK WP HR S P ERA WHIP	IP WLS BF H R ER SO BB IBB HBP BLK WP HR S P ERA WHIP	IP WLS BF H R ER SO BB IBB HBP BLK WP HR S P ERA WHIP	IP WLS BF H R ER SO BB IBB HBP BLK WP HR S P ERA WHIP	IP WLS BF H R ER SO BB IBB HBP BLK WP HR S P ERA WHIP	IP WLS BF H R ER SO BB IBB HBP BLK WP HR S P ERA WHIP	IP WLS BF H R ER SO BB IBB HBP BLK WP HR S P ERA WHIP	IP WLS BF H R ER SO BB IBB HBP BLK WP HR S P ERA WHIP	IP WLS BF H R ER SO BB IBB HBP BLK WP HR S P ERA WHIP	IP WLS BF H R ER SO BB IBB HBP BLK WP HR S P ERA WHIP	
Oliver Pérez, L ERA: 3.12 Brian Meadows, R ERA: 1.86 16 Salomon Torres, R ERA: 3.21 Michael Gonzalez, L ERA:	(1, 1) (7, 1) (9, 1) (10, 1)	6.1 1.2 1.0 1.0	29 5 6 3	7 1 3 0	3 0 1 0	3 0 1 0	7 0 1 0	7 0 1 0	7 0 1 0	7 0 1 0	7 0 1 0	7 0 1 0	7 0 1 0	7 0 1 0	7 0 1 0	7 0 1 0	7 0 1 0	7 0 1 0	7 0 1 0	7 0 1 0	7 0 1 0	7 0 1 0	7 0 1 0	7 0 1 0

livebaseballscores.com

AB 36
R 4
H 11
RBI 4
BB 6
SO 8
LOB 21



Chicago Cubs @ Pittsburgh Pirates
PNC Park, Pittsburgh, PA

Fri May 28 2004, 5:10 PM EDT
Att. 24,657 - Sunny - 62 F

livebaseballscorecards.com

AB	37
R	5
H	9
RBI	5
BB	3
SO	4
LOB	10



WP	0	PA	40
PB	0		
SB	0		
CS	0		

Batter	1	2	3	4	5	6	7	8	9	10	AB	R	H	RBI	BB	SO	LOB
18 Jason Kendall, R OBP: 0.386, SLG: 0.351 (1, 2)	G5-3		1B		F9		2B		G5-3		4	0	1	0	1	0	0
2 Jack Wilson, R OBP: 0.375, SLG: 0.535 (1, 6)	F8		1B			L5			G4-3		5	0	2	0	0	0	0
Jason Bay, R OBP: 0.367, SLG: 0.462 (1, 7)	F8		P4			K			F9		5	0	0	0	0	1	5
Craig Wilson, R OBP: 0.413, SLG: 0.634 (1, 9)					G6-3				E6		5	2	2	1	0	1	0
Daryle Ward, L OBP: 0.385, SLG: 0.754 (1, 3)					F8				P6		4	0	1	1	0	0	1
Ruben Mateo, R OBP: 0.417, SLG: 0.556 (1, 8)									F9		3	1	2	1	0	0	1
Brian Meadows, R (7, 1)											0	0	0	0	0	0	0
Randall Simon, L (8, PH)											1	0	0	0	0	0	1
16 Salomon Torres, R (9, 1)											0	0	0	0	0	0	0
Michael Gonzalez, R (10, 1)											0	0	0	0	0	0	0
Chris Stynes, R OBP: 0.248, SLG: 0.271 (1, 5)									G1-3		3	0	0	0	0	0	1
Bobby Hill, S (8, PH)									G4-3		1	0	0	0	0	0	1
(9, 5)																	
(10, 4)																	
Jose Castillo, R OBP: 0.336, SLG: 0.369 (1, 4)											3	0	0	0	0	2	0
Tike Redman, L OBP: 0.268, SLG: 0.339 (9, PH)											0	1	0	0	1	0	0
(10, 8)																	
Oliver Pérez, L OBP: 0.235, SLG: 0.188 (1, 1)											2	0	0	0	0	0	0
Rob Mackowiak, L OBP: 0.348, SLG: 0.546 (7, 8)											1	1	1	2	1	0	0
(10, 5)																	

Inning Stats	R: 0	H: 0	E: 0	K: 0	S: 8	R: 1	H: 1	E: 0	K: 1	S: 11	R: 0	H: 2	E: 0	K: 1	S: 9	R: 0	H: 1	E: 0	K: 0	S: 10	R: 0	H: 0	E: 0	K: 0	S: 9	R: 1	H: 2	E: 0	K: 1	S: 9	R: 0	H: 1	E: 1	K: 1	S: 18	R: 0	H: 0	E: 1	K: 0	S: 7	R: 2	H: 1	E: 0	K: 0	S: 8	R: 1	H: 1	E: 0	K: 0	S: 1	1B: 5	SF: 0	2B: 1	SAC: 0	3B: 0	DP: 0	HR: 3	HBP: 0	WP: 0	PA: 40
--------------	------	------	------	------	------	------	------	------	------	-------	------	------	------	------	------	------	------	------	------	-------	------	------	------	------	------	------	------	------	------	------	------	------	------	------	-------	------	------	------	------	------	------	------	------	------	------	------	------	------	------	------	-------	-------	-------	--------	-------	-------	-------	--------	-------	--------

PITCHER	IP	WLS	BF	H	R	ER	SO	BB	IBB	HBP	BLK	WP	HR	S	P	ERA	WHIP
Glendon Rusch, L (1, 1) ERA: 3.42	6.2		28	6	2	2	4	2	0	0	0	0	1	67	108	2.70	1.200
Kyle Farnsworth, R (7, 1) ERA: 3.74	1.1	H	6	1	0	0	0	0	0	0	0	0	0	14	21	0.00	0.750
LaTroy Hawkins, R (9, 1) ERA: 1.69	1.0	B	5	1	2	2	0	1	0	0	0	0	1	8	14	18.00	2.000
Francis Beltran, R (10, 1) ERA: 3.86	0.0	L	1	1	1	1	0	0	0	0	0	0	1	1	1	∞	∞

Batter	1	2	3	4	5	6	7	8	9	AB R H RBI BB SO LOB	TOP	
Todd Walker, L (1, 4) <small>OBP: 0.382, SLG: 0.463</small> Francis Beltran, R (7, 1) Jason Dubois, R (9, PH) <small>OBP: 0.111, SLG: 0.125</small>	4-1 BB	0-1 L5		2-1 1B 2B			1-2 E1 FC6-4		1-1 F9	3 1 1 1 1 0 0 0 0 0 0 0 0 0 1 0 0 0 0 0 1		
Michael Barrett, R (1, 2) <small>OBP: 0.368, SLG: 0.574</small>	4-0 1-2 BB		2-0 1B	2-2 1B			0-1 L8		1-2 1-2 1B	4 1 3 0 1 0 1		
Moises Alou, R (1, 7) <small>OBP: 0.354, SLG: 0.581</small>	2-1 1-2 2-3		0-1 1B			1-2 F7		2-2 FC6-4	1-1 1-2 2-3 1B	5 0 2 0 0 0 3		
16 Aramis Ramirez, R (1, 5) <small>OBP: 0.348, SLG: 0.558</small>	1-2 2-H 3-H 1B		0-0 F8			2-1 G1-3		0-0 HR	2-2 1-2 2-3 3-H 1B	5 2 3 4 0 0 2		
Todd Hollandsworth, L (1, 9) <small>OBP: 0.405, SLG: 0.603</small>	1-0 F9		1-3 K			1-0 G4-3		3-2 G4-3	1-0 1-2f G4-6-3	5 0 0 0 0 1 6		
25 Derrek Lee, R (1, 3) <small>OBP: 0.346, SLG: 0.412</small>	3-2 1-H HR		2-2 F8			0-1 L5		2-1 L5		4 1 1 2 0 0 2		
Corey Patterson, L (1, 8) <small>OBP: 0.318, SLG: 0.429</small>	0-3 K			2-2 G3-1		1-0 F8		0-2 3B		4 0 1 0 0 1 0		
Ramon Martinez, R (1, 6) <small>OBP: 0.301, SLG: 0.294</small> 43 Michael Wuertz, R (6, 1) Jose Macias, S (7, 4) <small>OBP: 0.295, SLG: 0.410</small>		0-1 F8		3-2 2B 1B		2-2 G1-3		0-3 K		3 1 1 0 0 0 0 0 0 0 0 0 0 0 1 0 0 0 0 1 1		
Sergio Mitre, R (1, 1) <small>OBP: 0.125, SLG: 0.133</small> Jimmy Anderson, L (4, 1) Rey Ordenez, R (6, 6)			1-3 K	1-1 F7			1-0 F7		4-2 1B 16 1B BB	2 0 0 0 0 1 1 0 0 0 0 0 0 0 1 1 0 0 1 0 0		
Inning Stats	R: 4 H: 2 E: 0 LOB: 0 K: 1 BB: 2 S: 13 P: 28	R: 0 H: 0 E: 0 LOB: 0 K: 1 BB: 0 S: 9 P: 10	R: 0 H: 2 E: 0 LOB: 2 K: 1 BB: 0 S: 10 P: 15	R: 1 H: 3 E: 0 LOB: 2 K: 0 BB: 0 S: 14 P: 24	R: 0 H: 0 E: 0 LOB: 0 K: 0 BB: 0 S: 6 P: 10	R: 0 H: 0 E: 0 LOB: 0 K: 0 BB: 0 S: 6 P: 9	R: 0 H: 0 E: 1 LOB: 1 K: 0 BB: 0 S: 12 P: 16	R: 1 H: 2 E: 0 LOB: 1 K: 1 BB: 0 S: 12 P: 17	R: 1 H: 3 E: 0 LOB: 2 K: 0 BB: 1 S: 16 P: 26	1B: 8 SF: 0 2B: 1 SAC: 0 3B: 1 DP: 1 HR: 2 HBP: 0	WP: 0 PA: 41 PB: 0 SB: 0 CS: 0	
PITCHER	IP WLS BF H R ER SO BB IBB HBP BLK WP HR S P ERA WHIP Josh Fogg, R (1, 1) <small>ERA: 6.9</small> Michael Gonzalez, L (7, 1) <small>ERA:</small> Brian Meadows, R (7, 1) <small>ERA: 1.82</small> 34 John Grabow, L (8, 1) <small>ERA: 3.5</small> Jose Mesa, R (9, 1) <small>ERA: 1.27</small>											IP WLS BF H R ER SO BB IBB HBP BLK WP HR S P ERA WHIP PITCHER

Chicago Cubs @ Pittsburgh Pirates
 PNC Park, Pittsburgh, PA
 Sat May 29 2004, 7:05 PM EDT
 Att. 37,806 - Cloudy - 68 F

AB	38
R	7
H	12
RBI	7
BB	3
SO	4
LOB	17



livebaseballscorecards.com

BOTTOM

Chicago Cubs @ Pittsburgh Pirates
PNC Park, Pittsburgh, PA
Sat May 29 2004, 7:05 PM EDT
Att: 37,806 - Cloudy - 68 F

livebaseballscores.com

AB	35
R	10
H	16
RBI	10
BB	5
SO	2
LOB	20



WP:	0	PA:	47
PB:	0		
SB:	2		
CS:	1		

AB R H RBI BB SO LOB

5	1	4	0	1	0	0
6	1	2	2	0	0	3
4	2	2	0	1	1	2
3	3	3	1	0	0	0
4	2	2	5	0	1	4
4	0	3	1	1	0	3
0	0	0	0	0	0	0
0	0	0	0	0	0	0
2	0	0	0	1	0	3
0	0	0	0	0	0	0
0	0	0	0	0	0	0
1	0	0	0	0	0	2
3	1	0	1	1	0	1
2	0	0	0	0	0	0
1	0	0	0	0	0	2

1B: 10 SF: 1
2B: 5 SAC: 2
3B: 0 DP: 1
HR: 1 HBP: 4

WP: 0 PA: 47
PB: 0
SB: 2
CS: 1

WP	HR	S	P	ERA	WHIP
----	----	---	---	-----	------

Batter	1	2	3	4	5	6	7	8	9
18 Jason Kendall, R OBP: 0.401, SLG: 0.378	0-1 1B 2B	4-1 2B BB		2-1 2B 1B	3-2 2B 1B		3-2 F8	1-1 2B 1B	
2 Jack Wilson, R OBP: 0.374, SLG: 0.529	1-1 G5-3	1-0 1B		1-1 2B 1B	2-1 G1-3		2-2 G1-3	0-1 FC6-4	
Daryle Ward, L OBP: 0.400, SLG: 0.754	0-2 HBP 1B	0-0 P5		4-0 2B HR BB			2-2 1B 2B		
Craig Wilson, R OBP: 0.428, SLG: 0.646	2-1 HBP			1-0 HR 2B			3-2 1B HBP	1-2 2B 1B	
Rob Mackowiak, L OBP: 0.356, SLG: 0.572	0-3 HBP			2-2 HR			4-2 E 1B HBP	1-1 2B	
Randall Simon, L OBP: 0.318, SLG: 0.317	1-1 G4-3			3-1 1B			0-2 SF9 1B	4-0 IBB	
34 John Grabow, L				1-3 1B			1-3 2B		
Jose Mesa, R				3-1 1B			4-2 BB		
Bobby Hill, S OBP: 0.370, SLG: 0.378		2-1 HBP		0-0 G6-3			4-2 BB	0-1 G2-3	
Michael Gonzalez, R				1-1 G4-6-3					
Brian Meadows, R				1-2f					
Jason Bay, R OBP: 0.361, SLG: 0.453				1-2f					
Tike Redman, L OBP: 0.266, SLG: 0.333		0-0 FC4-6 2B SH2-4		0-1 G3	2-1 G6-3		3-2 SF9	4-1 18 CS SH1-3 BB	
Josh Fogg, R				0-1 G3			2-3 3H		
Abraham Nunez, S OBP: 0.295, SLG: 0.379		0-0 SH2-4		1-1 G6-3	3-2 G6-3		0-0 L5	0-0 SH1-3	

Inning Stats	R: 0	H: 2	E: 0	K: 13	R: 1	H: 1	E: 0	K: 0	S: 6	R: 0	H: 2	E: 0	K: 0	S: 5	R: 5	H: 5	E: 0	K: 0	S: 15	R: 0	H: 1	E: 0	K: 10	S: 10	R: 2	H: 1	E: 1	K: 17	S: 17	R: 2	H: 3	E: 0	K: 20	S: 20	R: 0	H: 1	E: 0	K: 6	S: 6
--------------	------	------	------	-------	------	------	------	------	------	------	------	------	------	------	------	------	------	------	-------	------	------	------	-------	-------	------	------	------	-------	-------	------	------	------	-------	-------	------	------	------	------	------

PITCHER	IP	WLS	BF	H	R	ER	SO	BB	IBB	HBP	BLK	WP	HR	S	P	ERA	WHIP
Sergio Mitre, R ERA: 6.51	3.2	L	24	10	6	6	1	2	0	2	0	0	1	38	65	14.73	3.273
Jimmy Anderson, L ERA: 6.0	1.2		9	2	2	2	1	0	0	2	0	0	0	21	40	10.80	1.200
43 Michael Wurtz, R ERA: 10.03	1.1		9	3	2	2	0	1	1	0	0	0	0	25	45	13.50	3.000
Francis Beltran, R ERA: 3.57	1.1		5	1	0	0	0	1	0	0	0	0	0	8	13	0.00	1.500

Batter	1	2	3	4	5	6	7	8	9	AB R H RBI BB SO LOB	TOP	
Jose Macias, S (1, 9) OBP: 0.284, SLG: 0.403	3-2 G4-3		1-3 K		2-2 G6-3	0-0 G2-3	2-2 G6-3		0-0 1B	6 1 1 0 0 1 4		
Todd Walker, L (1, 4) OBP: 0.393, SLG: 0.464	1-2 F7		2-2 E 1B		4-0 F7 25 2B BB		2-3 K	1-0 F7 16 1B 1B	2-0 16 1B 2B HBP	4 3 2 0 1 1 0		
Moises Alou, R (1, 7) OBP: 0.353, SLG: 0.573	0-0 FC6-4 16 1B		0-2 E6 1-2		1-0 SAFE F7		1-1 E5 16 1B 25 1B	2-2 F7 1-2	0-1 16 2B 25 3B 1B	6 2 2 2 0 0 3		
16 Aramis Ramirez, R (1, 5) OBP: 0.357, SLG: 0.564	2-0 FC6-4 1-2f		3-1 L6		4-0 25 2B IBB		2-1 25 1B 2B 1B	0-0 25 G5-4-3 1B	0-1 16 2B 25 3B 2B	5 2 3 2 1 0 3		
25 Derrek Lee, R (1, 3) OBP: 0.350, SLG: 0.433		2-2 G6-3		3-2 G4-3	2-1 2B 1-3 2-H		0-2 2B BB 1B	0-0 G5-4-3 1-2f	1-0 1B 2B 3B	6 2 3 4 0 0 1		
Michael Barrett, R (1, 2) OBP: 0.380, SLG: 0.582		1-0 1B		1-0 F9	0-0 F9		0-0 BB 1-3 3-H 2B		SH BB 1B	5 0 3 2 1 0 2		
Corey Patterson, L (1, 8) OBP: 0.320, SLG: 0.425		1-3 K		0-0 BB 1B		2-1 F8	4-0 BB IBB		SH CS 1B F9	4 1 1 0 1 1 2		
Rey Ordóñez, R (1, 6) Todd Hollandsworth, L (7, PH) Mike Remlinger, L (7, 1) LaTroy Hawkins, R (8, 1) David Kelton, R (9, PH) Joe Borowski, R (9, 1)		1-1 F9		4-2 SAFE BB 1B BB	1-2 BB		3-2 G6-3	4-1 1-2 2-3 3-H BB	3-2 G5-3	2 0 0 0 1 0 1 0 0 0 1 1 0 0 0 0 0 0 0 0 0 0 0 0 0 0 0 0 1 0 0 0 0 0 2 0 0 0 0 0 0 0		
38 Carlos Zambrano, S (1, 1) OBP: 0.200, SLG: 0.240 Ramon Martinez, R (7, PH) (7, 6)			1-3 K	1-2 G3-1		2-2 2B	0-3 K		1-1 2B 1B 1B	3 0 1 0 0 1 2 2 1 1 1 0 1 3		
Inning Stats	R: 0 E: 0 K: 0 S: 8 H: 1 LOB: 1 BB: 0 P: 14	R: 0 E: 0 K: 1 S: 9 H: 1 LOB: 1 BB: 0 P: 14	R: 0 E: 1 K: 2 S: 18 H: 1 LOB: 2 BB: 0 P: 25	R: 0 E: 0 K: 0 S: 10 H: 1 LOB: 2 BB: 1 P: 19	R: 1 E: 0 K: 0 S: 7 H: 1 LOB: 2 BB: 2 P: 20	R: 0 E: 0 K: 0 S: 10 H: 1 LOB: 1 BB: 0 P: 17	R: 3 E: 1 K: 2 S: 21 H: 3 LOB: 3 BB: 2 P: 36	R: 1 E: 0 K: 0 S: 7 H: 2 LOB: 0 BB: 0 P: 10	R: 7 E: 1 K: 0 S: 18 H: 6 LOB: 1 BB: 1 P: 30	1B: 11 2B: 5 3B: 1 HR: 0 SF: 0 SAC: 1 DP: 1 HBP: 1	WP: 0 PB: 0 SB: 0 CS: 2 PA: 52	
PITCHER	IP WLS BF H R ER SO BB IBB HBP BLK WP HR S P ERA WHIP	IP WLS BF H R ER SO BB IBB HBP BLK WP HR S P ERA WHIP	IP WLS BF H R ER SO BB IBB HBP BLK WP HR S P ERA WHIP	IP WLS BF H R ER SO BB IBB HBP BLK WP HR S P ERA WHIP	IP WLS BF H R ER SO BB IBB HBP BLK WP HR S P ERA WHIP	IP WLS BF H R ER SO BB IBB HBP BLK WP HR S P ERA WHIP	IP WLS BF H R ER SO BB IBB HBP BLK WP HR S P ERA WHIP	IP WLS BF H R ER SO BB IBB HBP BLK WP HR S P ERA WHIP	IP WLS BF H R ER SO BB IBB HBP BLK WP HR S P ERA WHIP	ERA WHIP	ERA WHIP	
18 Sean Burnett, L (1, 1) ERA: 1.8	5.0											
34 John Grabow, L (6, 1) ERA: 3.26	1.1	L										
Brian Boehringer, R (7, 1) ERA: 4.24	0.2											
16 Salomon Torres, R (8, 1) ERA: 3.41	1.0											
37 Mike Johnston, L (9, 1) ERA: 1.84	0.2											
Brian Meadows, R (9, 1) ERA: 2.73	0.0											
Abraham Nunez, R (9, 1) ERA:	0.1											

Chicago Cubs @ Pittsburgh Pirates
PNC Park, Pittsburgh, PA
Sun May 30 2004, 1:35 PM EDT
Att. 30,392 - Sunny - 76 F

AB	44
R	12
H	17
RBI	12
BB	6
SO	5
LOB	23



Batter	1	2	3	4	5	6	7	8	9	AB R H RBI BB SO LOB
18 Jason Kendall, R OBP: 0.407, SLG: 0.381 (1, 2)	2-1 FC4-6 1B	1-0 FC5-4 HBP		2-1 HBP 1B		0-2 G4-3		1-1 G5-3		4 0 2 0 0 0 0
2 Jack Wilson, R OBP: 0.369, SLG: 0.520 (1, 6)	1-0 FC4-6 1-2f	1-1 FC5-4 1-2f		2-0 HBP 1B		2-1 G4-3		0-1 F9		5 0 1 0 0 0 4
Daryle Ward, L OBP: 0.413, SLG: 0.739 (1, 9) (8, 3)	2-1 P6		2-2 HBP 1B	1-1 HBP		1-0 HBP 1B		0-1 L9		4 0 2 0 0 0 1
Craig Wilson, R OBP: 0.422, SLG: 0.631 (1, 7) (8, 9)	0-1 L9		2-1 HBP	3-3 K		2-3 K		0-0 F8		4 0 0 0 0 2 5
Rob Mackowiak, L OBP: 0.353, SLG: 0.561 (1, 5)		4-2 BB 1B BB	2-3 K		0-0 L9		0-0 B1			3 1 0 0 1 1 2
Jason Bay, R OBP: 0.369, SLG: 0.464 (1, 8) (8, 7)		4-1 1B BB	1-0 F9		1-1 2B		1-2 G2-3			3 0 1 0 1 0 2
Randall Simon, L OBP: 0.333, SLG: 0.318 16 Salomon Torres, R 37 Mike Johnston, L Brian Meadows, R Abraham Nunez, S OBP: 0.295, SLG: 0.379 Jose Castillo, R OBP: 0.333, SLG: 0.364 (1, 4)		0-0 FC1-5 1B 1-3 2-H	0-3 K		4-0 IBB		0-3 K			3 0 1 1 1 2 2 0
18 Sean Burnett, L Bobby Hill, S 34 John Grabow, L Brian Boehringer, S Tike Redman, L OBP: 0.265, SLG: 0.331 (1, 1) (5, PH) (6, 1) (7, 1) (8, 8)		0-1 18 HBP 18 FC1-5 1B 1-2		0-3 K	1-3 K		2-3 K			4 0 1 0 0 3 2
		0-0 FC1-5 18 HBP		1-3 K	2-3 K		1-1 G4-3			2 0 0 0 0 1 2 1 0 0 0 0 1 2 0 0 0 0 0 0 0 0 0 0 0 0 0 0 1 0 0 0 0 0 0

Inning Stats	R: 0	H: 1	E: 0	K: 0	S: 7	H: 1	LOB: 1	BB: 0	P: 12	R: 1	H: 2	E: 0	K: 0	S: 10	R: 0	H: 1	E: 0	K: 2	S: 15	R: 0	H: 2	E: 0	K: 3	S: 13	R: 0	H: 1	E: 0	K: 1	S: 9	R: 0	H: 0	E: 0	K: 1	S: 7	R: 0	H: 0	E: 0	K: 1	S: 7	R: 0	H: 0	E: 0	K: 0	S: 5	1B: 7	2B: 1	3B: 0	HR: 0	SF: 0	SAC: 0	DP: 0	HBP: 3	WP: 0	PB: 0	SB: 0	CS: 0	PA: 40
--------------	------	------	------	------	------	------	--------	-------	-------	------	------	------	------	-------	------	------	------	------	-------	------	------	------	------	-------	------	------	------	------	------	------	------	------	------	------	------	------	------	------	------	------	------	------	------	------	-------	-------	-------	-------	-------	--------	-------	--------	-------	-------	-------	-------	--------

PITCHER	IP	WLS	BF	H	R	ER	SO	BB	IBB	HBP	BLK	WP	HR	S	P	ERA	WHIP
38 Carlos Zambrano, R ERA: 2.41 (1, 1)	6.0	W	31	8	1	1	8	2	1	3	0	0	0	66	110	1.50	1.667
Mike Remlinger, L ERA: (7, 1)	1.0	H	3	0	0	0	1	0	0	0	0	0	0	7	8	0.00	0.000
LaTroy Hawkins, R ERA: 1.63 (8, 1)	1.0		3	0	0	0	1	0	0	0	0	0	0	7	11	0.00	0.000
Joe Borowski, R ERA: 7.78 (9, 1)	1.0		3	0	0	0	0	0	0	0	0	0	0	5	5	0.00	0.000

BOTTOM

Chicago Cubs @ Pittsburgh Pirates
PNC Park, Pittsburgh, PA
Sun May 30 2004, 1:35 PM EDT
Att: 30,392 - Sunny - 76 F

livebaseballscorecards.com

AB	34
R	1
H	8
RBI	1
BB	3
SO	10
LOB	22



Batter	1	2	3	4	5	6	7	8	9	AB R H RBI BB SO LOB	TOP		
Tony Womack, L (1, 4) OBP: 0.321, SLG: 0.376	1-1 G4-3		2-2 G3-1		1-0 HR	2-0 5 2B 1B		1-1 G4-3		5 2 2 1 0 0 2	St. Louis Cardinals @ Pittsburgh Pirates PNC Park, Pittsburgh, PA Mon May 31 2004, 4:35 PM EDT Att. 12,582 - Unknown - 71 F		
Edgar Renteria, R (1, 6) OBP: 0.305, SLG: 0.361	1-3 K		0-0 5 1B 27 HR 2B		2-3 K	0-1 E5 5 2B		2-2 K		5 1 1 1 0 3 3			
5 Albert Pujols, R (1, 3) OBP: 0.404, SLG: 0.622 So Taguchi, R (9, 7) OBP: 0.320, SLG: 0.438	0-0 F8		2-2 27 HR 1B		4-2 27 1B P4 BB	1-1 1-3 2-H 3-H 2B			1-1 F8	4 1 2 2 1 0 0 0 0 0 0 0 0 0			
27 Scott Rolen, R (1, 5) OBP: 0.407, SLG: 0.625		4-2 15 1B FC3-6 BB	1-2 1-H 3-H HR		1-2 P4 15 E 1B	2-2 F9			1-1 F8	4 1 2 2 1 0 0 0 0 0 0 0 0 0			
15 Jim Edmonds, L (1, 8) OBP: 0.358, SLG: 0.536		0-1 FC3-6 1B	0-1 G3		1-0 E3 P4				2-2 1B	4 2 3 3 1 0 2			
Reggie Sanders, R (1, 9) OBP: 0.286, SLG: 0.484		1-2 P6	0-3 K		1-2 P4				2-3 K	5 0 1 0 0 1 3			
John Mabry, L (1, 7) OBP: 0.435, SLG: 0.524		1-2 FC3-6		2-0 G4-6-3 1B		0-1 F8			2-3 K	5 0 0 0 0 2 6			
Mike Matheny, R (1, 2) OBP: 0.299, SLG: 0.384		1-1 P3		0-0 F8		0-3 K			2-1 P6	4 0 1 1 0 0 1			
Jason Marquis, L (1, 1) OBP: 0.192, SLG: 0.240 Steve Kline, S (8, 1) Julian Tavarez, L (8, 1)			2-2 G3-1 2B		0-0 G4-6-3				0-2 G4-3 WP 1B	4 0 0 0 0 1 2			
Inning Stats	R: 0 H: 0 E: 0 LOB: 0 K: 1 BB: 0 S: 7 P: 9	R: 1 H: 1 E: 0 LOB: 1 K: 0 BB: 1 S: 14 P: 22	R: 4 H: 4 E: 0 LOB: 0 K: 1 BB: 0 S: 20 P: 27	R: 0 H: 1 E: 0 LOB: 0 K: 0 BB: 0 S: 3 P: 5	R: 1 H: 2 E: 1 LOB: 3 K: 1 BB: 1 S: 17 P: 27	R: 2 H: 3 E: 1 LOB: 2 K: 1 BB: 0 S: 16 P: 21	R: 0 H: 0 E: 0 LOB: 0 K: 0 BB: 0 S: 7 P: 11	R: 0 H: 1 E: 0 LOB: 1 K: 1 BB: 0 S: 10 P: 15	R: 0 H: 1 E: 0 LOB: 1 K: 2 BB: 0 S: 13 P: 20	1B: 8 SF: 0 2B: 3 SAC: 0 3B: 0 DP: 1 HR: 2 HBP: 0	WP: 1 PA: 42 PB: 0 SB: 0 CS: 0		
PITCHER	IP WLS BF H R ER SO BB IBB HBP BLK WP HR S P ERA WHIP											PITCHER	IP WLS BF H R ER SO BB IBB HBP BLK WP HR S P ERA WHIP
Kris Benson, R (1, 1) ERA: 5.64	5.2 L 30 11 8 6 4 2 0 0 0 0 0 2 74 106 9.53 2.294												
Mark Corey, R (6, 1) ERA:	3.1 12 2 0 0 3 0 0 0 0 0 1 0 33 51 0.00 0.600												

livebaseballscorecards.com



Batter	1	2	3	4	5	6	7	8	9	AB	R	H	RBI	BB	SO	LOB
18 Jason Kendall, R OBP: 0.401, SLG: 0.382	0-1 G5-3		2-1 G5-3		1-2 P3		2-0 2B		1-2 L4	5	0	1	0	0	0	0
2 Jack Wilson, R OBP: 0.367, SLG: 0.515	0-1 G1-3		0-1 G6-5-3 1B		0-3 K		0-0 F7			4	0	1	0	0	1	1
Daryle Ward, L OBP: 0.418, SLG: 0.722	0-1 HR 1B		1-2 G6-5-3 1-2f			2-2 F8		4-2 1B BB		3	1	1	0	1	0	1
Craig Wilson, R OBP: 0.433, SLG: 0.656	2-2 1-H HR			0-0 1B 1B		0-2 FC3-6 1B		0-0 1-2 1B		4	1	4	2	0	0	0
Rob Mackowiak, L OBP: 0.351, SLG: 0.553	0-0 L6			0-0 1-2 1B		0-0 FC3-6 3B 1-2f		0-1 P2		4	1	1	0	0	0	3
Jason Bay, R OBP: 0.377, SLG: 0.517		2-2 G4-3 2B		2-3 K		0-0 1-H 3B		0-0 F9		4	0	2	1	0	1	4
Tike Redman, L OBP: 0.261, SLG: 0.326		2-2 F7		0-3 K		2-2 F8		3-3 K		3	0	0	0	0	1	4
Ruben Mateo, R OBP: 0.417, SLG: 0.556										0	0	0	0	0	0	0
Randall Simon, L OBP: 0.327, SLG: 0.311										1	0	0	0	0	1	2
Bobby Hill, S OBP: 0.351, SLG: 0.356		3-1 G4-3		3-2 F7			3-2 G6-3		1-1 G4-3	4	0	0	0	0	0	3
Kris Benson, R OBP: 0.263, SLG: 0.222		1-2 G1-3				2-2 K			1-1 G6-3	2	0	0	0	0	1	1
Mark Corey, R										1	0	0	0	0	1	0
Abraham Nunez, S OBP: 0.290, SLG: 0.373										1	0	0	0	0	0	0

Inning Stats	R: 2	H: 2	E: 0	K: 0	S: 11	H: 2	LOB: 0	BB: 0	P: 13	R: 0	H: 1	E: 0	K: 0	S: 12	H: 1	LOB: 1	BB: 0	P: 20	R: 0	H: 1	E: 0	K: 2	S: 8	H: 2	LOB: 2	BB: 0	P: 19	R: 0	H: 0	E: 0	K: 2	S: 11	H: 2	LOB: 1	BB: 0	P: 16	R: 0	H: 1	E: 0	K: 1	S: 8	H: 1	LOB: 1	BB: 0	P: 15	R: 0	H: 1	E: 0	K: 1	S: 11	H: 1	LOB: 2	BB: 1	P: 18	R: 0	H: 0	E: 0	K: 0	S: 7	H: 0	LOB: 0	BB: 0	P: 10	1B: 6	SF: 0	2B: 2	SAC: 0	3B: 1	DP: 1	HR: 1	HBP: 0	WP: 0	PA: 37
--------------	------	------	------	------	-------	------	--------	-------	-------	------	------	------	------	-------	------	--------	-------	-------	------	------	------	------	------	------	--------	-------	-------	------	------	------	------	-------	------	--------	-------	-------	------	------	------	------	------	------	--------	-------	-------	------	------	------	------	-------	------	--------	-------	-------	------	------	------	------	------	------	--------	-------	-------	-------	-------	-------	--------	-------	-------	-------	--------	-------	--------

PITCHER	IP	WLS	BF	H	R	ER	SO	BB	IBB	HBP	BLK	WP	HR	S	P	ERA	WHIP
Jason Marquis, R ERA: 4.21	(1, 1)	7.0	31	10	3	3	5	1	0	0	0	0	1	80	116	3.86	1.571
Steve Kline, L ERA: 2.04	(8, 1)	0.2	2	0	0	0	0	0	0	0	0	0	0	3	3	0.00	0.000
Julian Tavarez, R ERA: 2.91	(8, 1)	1.1	4	0	0	0	1	0	0	0	0	0	0	11	17	0.00	0.000

BOTTOM

St. Louis Cardinals @ Pittsburgh Pirates
PNC Park, Pittsburgh, PA
Mon May 31 2004, 4:35 PM EDT
Att: 12,582 - Unknown - 71 F

livebaseballscorecards.com

AB	36
R	3
H	10
RBI	3
BB	1
SO	6
LOB	19



Batter	1	2	3	4	5	6	7	8	9	AB R H RBI BB SO LOB	TOP										
Tony Womack, L (1, 4) OBP: 0.317, SLG: 0.377	1-3 K	3-2 2B		2-0 G4-3		2-3 K		0-3 K		5 1 1 0 0 3 0											
Ray Lankford, L (1, 7) OBP: 0.375, SLG: 0.443	4-2 5 1B 15 1B BB	0-0 5 1B 2B		3-1 5 HR 1B		2-3 K		0-0 F8		4 3 2 1 1 1 0											
5 Albert Pujols, R (1, 3) OBP: 0.417, SLG: 0.658 So Taguchi, R (9, PR) OBP: 0.320, SLG: 0.438	1-2 15 1B 27 HBP 1B	1-0 2B		1-1 1B HR		2-1 7 1B 15 WP 2B		2-2 7 1B FC3-2 2B		5 3 5 3 0 0 0 0 0 0 0 0 0 0											
27 Scott Rolen, R (1, 5) OBP: 0.410, SLG: 0.625 7 Hector Luna, R (1, 5) OBP: 0.333, SLG: 0.432	2-0 15 1B G4-3 HBP	1-1 L1		1-0 G4-3		1-2 15 WP 1B		3-2 FC3-2 1B		0 1 0 0 0 0 0 4 0 2 0 0 0 1											
15 Jim Edmonds, L (1, 8) OBP: 0.361, SLG: 0.536 Roger Cedeno, S (9, PH) OBP: 0.200, SLG: 0.316	1-0 G4-3 1B		0-2 P5	1-0 1B		2-3 K		3-2 FC3-2		4 0 2 2 0 1 1 1 0 0 0 0 0 3											
Edgar Renteria, R (1, 6) OBP: 0.302, SLG: 0.362	0-1 G4-3		1-2 2B	2-2 L8			2-0 F8		0-0 F8	5 0 1 1 0 0 4											
John Mabry, L (1, 9) OBP: 0.393, SLG: 0.440	1-3 K		4-0 IBB		0-0 F8		1-1 G6-3		1-2 G6-3	4 0 0 0 1 1 3											
Cody McKay, L (1, 2) OBP: 0.200, SLG: 0.186		2-0 G6-3	1-0 F7		2-2 G6-3		0-0 G4-3			4 0 0 0 0 0 2											
Jeff Suppan, R (1, 1) Ray King, L (8, 1) Cal Eldred, R (9, 1)		0-3 K	0-0 G1-3		0-0 F9			0-0 G6-3		4 0 0 0 0 1 2 0 0 0 0 0 0 0 0 0 0 0 0 0 0											
Inning Stats	R: 3 E: 0 K: 2 S: 17	H: 2 LOB: 1 BB: 1 P: 27	R: 2 E: 0 K: 1 S: 12	H: 3 LOB: 1 BB: 0 P: 19	R: 0 E: 0 K: 1 S: 8	H: 1 LOB: 2 BB: 1 P: 14	R: 2 E: 0 K: 0 S: 11	H: 3 LOB: 1 BB: 0 P: 21	R: 0 E: 0 K: 0 S: 6	H: 0 LOB: 0 BB: 0 P: 8	R: 1 E: 0 K: 3 S: 17	H: 2 LOB: 1 BB: 0 P: 26	R: 0 E: 0 K: 0 S: 4	H: 0 LOB: 0 BB: 0 P: 7	R: 0 E: 0 K: 1 S: 5	H: 0 LOB: 0 BB: 0 P: 5	R: 0 E: 0 K: 0 S: 16	H: 2 LOB: 2 BB: 0 P: 25	1B: 7 2B: 5 3B: 0 HR: 1	SF: 0 SAC: 0 DP: 0 HBP: 1	WP: 1 PA: 43 PB: 0 SB: 0 CS: 0
PITCHER	IP WLS BF H R ER SO BB IBB HBP BLK WP HR S P ERA WHIP																				
Ryan Vogelsong, R (1, 1) ERA: 8.08	2.0 L 13 5 5 5 3 1 0 1 0 0 0 0 29 46 22.50 3.000																				
Brian Boehringer, R (3, 1) ERA: 4.62	2.0 11 4 2 2 0 0 1 0 0 0 1 19 35 9.00 2.000																				
34 John Grabow, L (5, 1) ERA: 3.22	3.0 11 2 1 1 3 0 0 0 0 1 0 27 41 3.00 0.667																				
16 Salomon Torres, R (8, 1) ERA: 3.3	1.0 3 0 0 0 1 0 0 0 0 0 0 5 5 0.00 0.000																				
Jose Mesa, R (9, 1) ERA: 1.21	1.0 5 2 0 0 0 0 0 0 0 0 0 0 16 25 0.00 2.000																				

St. Louis Cardinals @ Pittsburgh Pirates
PNC Park, Pittsburgh, PA
Tue Jun 01 2004, 7:05 PM EDT
Att. 11,540 - Cloudy - 68 F

livebaseballscorecards.com

AB 40
R 8
H 13
RBI 7
BB 2
SO 7
LOB 16



Batter	1	2	3	4	5	6	7	8	9	AB R H RBI BB SO LOB
18 Jason Kendall, R OBP: 0.396, SLG: 0.376	0-2 FC6-4 2 1B		1-2 F8		3-2 E5		3-2 F8		2-2 G5-3	5 0 1 0 0 0 2
2 Jack Wilson, R OBP: 0.363, SLG: 0.507	1-2 FC6-4 1B		1-2 G6-3		0-0 G3		2-2 F8		2-3 K	5 0 1 0 0 1 3
Daryle Ward, L OBP: 0.434, SLG: 0.760	2-2 L8		2-1 1B		0-0 HR			4-0 1B 1B HBP		3 1 2 1 0 0 2
Craig Wilson, R OBP: 0.430, SLG: 0.647	2-2 FC6-4 FC4-6		0-0 F8		1-1 G5-3			1-1 1B 1-2 1B		4 0 1 0 0 0 3
Rob Mackowiak, L OBP: 0.343, SLG: 0.538	2-0 FC4-6			0-1 G4-3		1-3 K		0-3 K		4 0 0 0 0 2 4
Randall Simon, L OBP: 0.340, SLG: 0.313		4-2 E BB		2-0 L4		2-0 G4-3		1-2 1B 1-2 2-3 1B		3 0 1 0 1 0 0
Jason Bay, R OBP: 0.366, SLG: 0.500 34 John Grabow, L Chris Stynes, R OBP: 0.246, SLG: 0.299 16 Salomon Torres, R Bobby Hill, S OBP: 0.347, SLG: 0.352 Jose Mesa, R		1-3 K		3-3 K			0-0 G1-3	3-1 F3		2 0 0 0 0 2 1 0 0 0 0 0 0 0 1 0 0 0 0 0 0 0 0 0 0 0 0 0 1 0 0 0 0 0 3 0 0 0 0 0 0 0
Jose Castillo, R OBP: 0.331, SLG: 0.369		0-0 E5 G6-3			2-3 K		2-1 18 F8 2B	2-0 F9		4 0 1 0 0 1 4
Ryan Vogelsong, R OBP: 0.357, SLG: 0.417 Ruben Mateo, R OBP: 0.385, SLG: 0.500 Brian Boehringer, S Tike Redman, L OBP: 0.262, SLG: 0.322		0-1 G6-3			1-1 G4-3		4-1 BB		2-3 K	0 0 0 0 0 0 0 1 0 0 0 0 0 2 0 0 0 0 0 0 0 2 0 0 0 1 1 0

Inning Stats	R: 0 E: 0 K: 0 S: 14	H: 2 LOB: 2 BB: 0 P: 21	R: 0 E: 1 K: 1 S: 9	H: 0 LOB: 1 BB: 1 P: 14	R: 0 E: 0 K: 0 S: 10	H: 1 LOB: 1 BB: 0 P: 14	R: 0 E: 0 K: 1 S: 6	H: 0 LOB: 0 BB: 0 P: 11	R: 0 E: 1 K: 1 S: 9	H: 0 LOB: 1 BB: 0 P: 15	R: 1 E: 0 K: 1 S: 7	H: 1 LOB: 0 BB: 0 P: 11	R: 0 E: 0 K: 0 S: 10	H: 1 LOB: 2 BB: 1 P: 21	R: 0 E: 0 K: 1 S: 11	H: 2 LOB: 3 BB: 0 P: 22	R: 0 E: 0 K: 2 S: 9	H: 0 LOB: 0 BB: 0 P: 15	1B: 5 2B: 1 3B: 0 HR: 1	SF: 0 SAC: 0 DP: 1 HBP: 1
--------------	-------------------------------	----------------------------------	------------------------------	----------------------------------	-------------------------------	----------------------------------	------------------------------	----------------------------------	------------------------------	----------------------------------	------------------------------	----------------------------------	-------------------------------	----------------------------------	-------------------------------	----------------------------------	------------------------------	----------------------------------	----------------------------------	------------------------------------

PITCHER	IP	WLS	BF	H	R	ER	SO	BB	IBB	HBP	BLK	WP	HR	S	P	ERA	WHIP
Jeff Suppan, R ERA: 3.54	(1, 1)	7.0	31	6	1	1	4	2	0	1	0	0	1	67	114	1.29	1.143
Ray King, L ERA: 1.8	(8, 1)	1.0	4	1	0	0	1	0	0	0	0	0	0	9	15	0.00	1.000
Cal Eldred, R ERA: 7.27	(9, 1)	1.0	3	0	0	0	2	0	0	0	0	0	0	9	15	0.00	0.000

BOTTOM

St. Louis Cardinals @ Pittsburgh Pirates
PNC Park, Pittsburgh, PA
 Tue Jun 01 2004, 7:05 PM EDT
 Att: 11,540 - Cloudy - 68 F

livebaseballscorecards.com

AB	35
R	1
H	7
RBI	1
BB	2
SO	7
LOB	24



WP	PA	38
PB		0
SB		0
CS		0

Batter 1 2 3 4 5 6 7 8 9 AB R H RBI BB SO LOB TOP

Tony Womack, L OBP: 0.331, SLG: 0.390 (1, 4)	3-2 FC3-6 1B		2-2 CS 1B		1-2 G4-3 1B	2-2 2-H 1B		2-1 F8		5 0 4 1 0 0 0
Marlon Anderson, L OBP: 0.324, SLG: 0.469 So Taguchi, R OBP: 0.314, SLG: 0.429 (1, 9) (6, 9) (9, 7)	2-2 FC3-6 5 HR 1-2f		4-1 1 SAFE 1 SAFE 1-2 BB		1-0 G4-3 1-2	0-2 1 SAFE G1-3		1-2 E5		3 1 0 0 1 0 3 1 0 0 0 0 0 0
5 Albert Pujols, R OBP: 0.417, SLG: 0.665 (1, 3)	1-1 1-H HR		3-2 L5		4-0 IBB			1-0 G6-3		4 1 1 2 1 1 1
15 Jim Edmonds, L OBP: 0.367, SLG: 0.538 (1, 8)	4-2 G6-3 BB			4-1 FC4-6 BB SF BB	1-3 K		0-0 S 2B	2-1 G3		3 1 1 0 2 1 2
Ray Lankford, L OBP: 0.379, SLG: 0.435 Reggie Sanders, R OBP: 0.284, SLG: 0.481 44 Jason Istringhausen, R (1, 7) (9, PH) (9, 1)	2-2 G6-3 1-2f			4-0 FC4-6 BB 1-2	3-2 G4-3		4-2 G1-3 BB	1-2 L3		2 0 0 0 2 0 3 1 0 0 0 0 0 0 0 0 0 0 0 0 0
Edgar Renteria, R OBP: 0.301, SLG: 0.359 (1, 6)		2-2 G3		0-2 FC4-6 SF FC1-2 1-2f 2-3		0-0 2B 1B	1-2 G1-3		4 1 1 0 0 0 4	
John Mabry, L OBP: 0.406, SLG: 0.481 (1, 5)		0-1 G3		2-1 SF FC1-2 1-3 3-H		1 SAFE 3-2 1-H 1B 2B	4-0 FC6-4 IBB		2 1 1 2 1 0 0	
Mike Matheny, R OBP: 0.297, SLG: 0.381 Cody McKay, L OBP: 0.188, SLG: 0.174 (1, 2) (4, PH) (4, 2)		0-2 F9		1-0 FC1-2 2-3 3-H		0-3 K	1-1 FC6-4		1 0 0 0 0 0 0 3 0 0 0 0 1 6	
29 Chris Carpenter, R OBP: 0.160, SLG: 0.125 Steve Kline, S Julian Tavarez, L Roger Cedeno, S OBP: 0.200, SLG: 0.316 (1, 1) (8, 1) (8, 1) (9, 9)			1-0 G4-3	3-2 G4-3		2-3 K		0-0 G5-3		4 0 0 0 0 1 3 0

Inning Stats	R: 2 E: 0 K: 0 S: 17	H: 2 LOB: 0 BB: 1 P: 28	R: 0 E: 0 K: 0 S: 11	H: 0 LOB: 0 BB: 0 P: 13	R: 0 E: 0 K: 0 S: 8	H: 1 LOB: 1 BB: 1 P: 18	R: 1 E: 1 K: 0 S: 10	H: 0 LOB: 2 BB: 2 P: 24	R: 0 E: 0 K: 1 S: 15	H: 1 LOB: 2 BB: 1 P: 24	R: 2 E: 0 K: 2 S: 17	H: 3 LOB: 1 BB: 0 P: 24	R: 0 E: 0 K: 1 S: 9	H: 1 LOB: 3 BB: 2 P: 20	R: 0 E: 1 K: 0 S: 6	H: 0 LOB: 1 BB: 0 P: 9	R: 0 E: 0 K: 0 S: 6	H: 0 LOB: 0 BB: 0 P: 10	1B: 5 2B: 2 3B: 0 HR: 1	SF: 1 SAC: 0 DP: 1 HBP: 0	WP: 0 PB: 0 SB: 1 CS: 1	PA: 41
---------------------	-------------------------------	----------------------------------	-------------------------------	----------------------------------	------------------------------	----------------------------------	-------------------------------	----------------------------------	-------------------------------	----------------------------------	-------------------------------	----------------------------------	------------------------------	----------------------------------	------------------------------	---------------------------------	------------------------------	----------------------------------	----------------------------------	------------------------------------	----------------------------------	--------

PITCHER	IP	WLS	BF	H	R	ER	SO	BB	IBB	HBP	BLK	WP	HR	S	P	ERA	WHIP		PITCHER	IP	WLS	BF	H	R	ER	SO	BB	IBB	HBP	BLK	WP	HR	S	P	ERA	WHIP		
Kip Wells, R ERA: 4.14 37 Mike Johnston, L ERA: 2.7 Brian Meadows, R ERA: 2.64 Michael Gonzalez, L ERA:	(1, 1)	5.0		23	4	3	3	1	4	1	0	0	0	1	61	107	5.40	1.600																				

St. Louis Cardinals @ Pittsburgh Pirates
PNC Park, Pittsburgh, PA
Wed Jun 02 2004, 7:05 PM EDT
Att. 12,100 - Cloudy - 66 F

AB	33
R	5
H	8
RBI	5
BB	7
SO	4
LOB	22



Batter	1	2	3	4	5	6	7	8	9	AB R H RBI BB SO LOB
18 Jason Kendall, R OBP: 0.393, SLG: 0.374	1-1 SF7 1B		1-2 G6-3		1-1 F9		1-3 K			4 1 1 0 0 1 0
2 Jack Wilson, R OBP: 0.361, SLG: 0.502	3-2 G5-3 1-2		1-2 G1-3		1-0 G4-3			2-1 G4-6-3 1B		4 0 1 0 0 0 1
Daryle Ward, L OBP: 0.414, SLG: 0.731	2-2 SF7 2-H		1-2 G6-3		2-3 K			0-1 G4-6-3 1-2f		3 0 0 1 0 1 1
Craig Wilson, R OBP: 0.431, SLG: 0.644	0-1 1B			0-0 1B E		1-2 G5-3		2-3 K		4 1 2 0 0 1 0
Rob Mackowiak, L OBP: 0.346, SLG: 0.538	2-3 K			0-0 1B E		2-0 1B			0-0 P6	4 1 2 0 0 1 1
Bobby Hill, S OBP: 0.353, SLG: 0.352		2-2 HBP		2-0 1B E9 F9 1-3 2-H		2-3 K		1-0 G3		3 0 1 1 0 1 1
Randall Simon, L OBP: 0.316, SLG: 0.294		0-0 F9		2-1 SF8 3-H		2-2 G1-3		1-0 F8		3 0 0 1 0 0 2
Jose Castillo, R OBP: 0.323, SLG: 0.360		0-3 K		1-0 F9 2-3			0-3 K			3 0 0 0 0 2 2
Kip Wells, R OBP: 0.200, SLG: 0.316		0-3 K		3-3 K			0-3 K			2 0 0 0 0 2 2
37 Mike Johnston, L ABraham Nunez, S OBP: 0.286, SLG: 0.367 Brian Meadows, R Michael Gonzalez, R										0 0 0 0 0 0 0 1 0 0 0 0 1 0 0 0 0 0 0 0 0 0 0 0 0 0 0 0

Inning Stats	R: 1	H: 2	E: 0	K: 1	S: 14	LOB: 1	BB: 0	P: 22	R: 0	H: 0	E: 0	K: 2	S: 9	LOB: 1	BB: 0	P: 11	R: 0	H: 0	E: 0	K: 0	S: 9	R: 2	H: 3	E: 1	K: 1	S: 9	LOB: 1	BB: 0	P: 17	R: 0	H: 0	E: 0	K: 1	S: 6	R: 0	H: 1	E: 0	K: 1	S: 10	LOB: 1	BB: 0	P: 17	R: 0	H: 0	E: 0	K: 3	S: 9	R: 0	H: 1	E: 0	K: 1	S: 7	LOB: 0	BB: 0	P: 11	R: 0	H: 0	E: 0	K: 0	S: 3	LOB: 0	BB: 0	P: 5	1B: 7	SF: 2	2B: 0	3B: 0	HR: 0	SAC: 0	DP: 1	HBP: 1	WP: 0	PB: 0	SB: 0	CS: 0	PA: 34
--------------	------	------	------	------	-------	--------	-------	-------	------	------	------	------	------	--------	-------	-------	------	------	------	------	------	------	------	------	------	------	--------	-------	-------	------	------	------	------	------	------	------	------	------	-------	--------	-------	-------	------	------	------	------	------	------	------	------	------	------	--------	-------	-------	------	------	------	------	------	--------	-------	------	-------	-------	-------	-------	-------	--------	-------	--------	-------	-------	-------	-------	--------

PITCHER	IP	WLS	BF	H	R	ER	SO	BB	IBB	HBP	BLK	WP	HR	S	P	ERA	WHIP
29 Chris Carpenter, R ERA: 3.44	(1, 1)	7.0	W	29	7	3	3	9	0	0	0	0	0	68	103	3.86	1.000
Steve Kline, L ERA: 1.96	(8, 1)	0.2	H	1	0	0	0	0	0	0	0	0	0	2	2	0.00	0.000
Julian Tavarez, R ERA: 2.96	(8, 1)	0.1	H	1	0	0	1	0	0	0	0	0	0	3	5	0.00	0.000
44 Jason Isringhausen, R ERA: 4.21	(9, 1)	1.0	S	3	0	0	0	0	0	0	0	0	0	3	5	0.00	0.000


BOTTOM

St. Louis Cardinals @ Pittsburgh Pirates
PNC Park, Pittsburgh, PA

Wed Jun 02 2004, 7:05 PM EDT
Att: 12,100 - Cloudy - 66 F

livebaseballscorecards.com

AB	31
R	3
H	7
RBI	3
BB	0
SO	10
LOB	10



Batter	1	2	3	4	5	6	7	8	9	AB R H RBI BB SO LOB	TOP											
Tony Womack, L (1, 4) OBP: 0.328, SLG: 0.380	1-3 K		0-1 G1-3			0-3 K	1-2 L5		3-1 BB	4 0 0 0 1 2 0												
Edgar Renteria, R (1, 6) OBP: 0.304, SLG: 0.362	2-1 F8			4-1 27 5 G5-4-3 BB		2-0 27 2B		0-2 G5-3	1-0 G4-3	4 1 1 0 1 0 1												
5 Albert Pujols, R (1, 3) OBP: 0.418, SLG: 0.658	0-3 K			4-1 27 G5-4-3 BB		1-2 27 2B HBP		0-0 G6-3		2 1 0 0 1 1 0												
27 Scott Rolen, R (1, 5) OBP: 0.416, SLG: 0.638		2-2 7 F8 2B		1-1 G5-4-3		0-0 2B		1-2 2B		4 1 3 2 0 0 2												
Reggie Sanders, R (1, 9) Ray King, L (8, 1) 44 Jason Istringhausen, R (8, 1)		3-3 K		3-2 G6-3		4-2 BB		3-1 4 FC5 2B		3 0 1 1 1 1 2 0 0 0 0 0 0 0 0 0 0 0 0 0 0												
7 Hector Luna, R (1, 7) Ray Lankford, L (7, 7)		0-0 F8			1-1 P3	3-1 P3		4-0 4 FC5 IBB		3 0 0 0 0 0 3 0 0 0 0 1 0 0												
4 Yadier Molina, R (1, 2) OBP: 0.500, SLG: 0.750		1-1 P4			0-0 G4-6-3 1B		1-1 SH1 SF8 2B	2-0 FC5		4 1 2 0 0 0 3												
So Taguchi, R (1, 8) OBP: 0.296, SLG: 0.404			0-2 F8		1-0 G4-6-3		0-0 SH1		0-1 G3	3 0 0 0 0 0 1												
Woody Williams, R (1, 1) Steve Kline, S (7, 1) Julian Tavarez, L (7, 1) 15 Jim Edmonds, L (8, 8) OBP: 0.365, SLG: 0.535			3-2 F9			2-2 F7	1-1 SF8		3-1 P6	2 0 0 1 0 0 0 0 0 0 0 0 0 0 0 0 0 0 0 0 0 1 0 0 0 0 0 0												
Inning Stats	R: 0 E: 0 K: 2 S: 9	H: 0 LOB: 0 BB: 0 P: 12	R: 0 E: 0 K: 1 S: 13	H: 1 LOB: 1 BB: 0 P: 19	R: 0 E: 0 K: 0 S: 9	H: 0 LOB: 0 BB: 0 P: 12	R: 0 E: 0 K: 0 S: 7	H: 0 LOB: 1 BB: 2 P: 19	R: 0 E: 0 K: 0 S: 4	H: 1 LOB: 0 BB: 0 P: 6	R: 2 E: 0 K: 1 S: 17	H: 2 LOB: 2 BB: 1 P: 29	R: 1 E: 0 K: 0 S: 10	H: 1 LOB: 0 BB: 0 P: 12	R: 1 E: 0 K: 0 S: 12	H: 2 LOB: 2 BB: 1 P: 22	R: 0 E: 0 K: 0 S: 6	H: 0 LOB: 1 BB: 1 P: 13	1B: 2 2B: 5 3B: 0 HR: 0	SF: 1 SAC: 1 DP: 2 HBP: 1	WP: 0 PB: 0 SB: 0 CS: 0	PA: 38
PITCHER	IP WLS BF H R ER SO BB IBB HBP BLK WP HR S P ERA WHIP																					
Oliver Pérez, L (1, 1) ERA: 3.2	7.0 L 28 5 3 3 4 3 0 1 0 0 0 0 69 109 3.86 1.143																					
Mark Corey, R (8, 1) ERA: 2.08	1.0 6 2 1 1 0 0 0 1 0 0 0 0 12 22 9.00 2.000																					
Michael Gonzalez, L (9, 1) ERA:	0.2 3 0 0 0 0 0 1 0 0 0 0 0 5 11 0.00 1.500																					
16 Salomon Torres, R (9, 1) ERA: 3.26	0.1 1 0 0 0 0 0 0 0 0 0 0 0 1 2 0.00 0.000																					

St. Louis Cardinals @ Pittsburgh Pirates
PNC Park, Pittsburgh, PA
Thu Jun 03 2004, 7:05 PM EDT
Att. 15,386 - Cloudy - 70 F

AB	30
R	4
H	7
RBI	4
BB	5
SO	4
LOB	12



WP: 0	PA: 38
PB: 0	
SB: 0	
CS: 0	

ERA	WHIP

Batter	1	2	3	4	5	6	7	8	9	AB	R	H	RBI	BB	SO	LOB	BOTTOM									
18 Jason Kendall, R OBP: 0.393, SLG: 0.371 (1, 2)	1-1 FC6-4 1B		1-1 G5-3			2-2 HBP	0-1 FC5		0-1 G5-3	4	0	1	0	0	0	3	St. Louis Cardinals @ Pittsburgh Pirates PNC Park, Pittsburgh, PA Thu Jun 03 2004, 7:05 PM EDT Att: 15,386 - Cloudy - 70 F									
2 Jack Wilson, R OBP: 0.357, SLG: 0.495 (1, 6)	1-1 FC6-4 1-2f		3-2 P4			0-1 F9		0-2 CS 1B	0-1 G6-3	5	0	1	0	0	0	3										
Daryle Ward, L OBP: 0.407, SLG: 0.704 (1, 3)	2-3 K		2-2 G5-3			3-3 K		4-2 2B SF8 BB		3	1	0	0	1	2	2										
Craig Wilson, R OBP: 0.437, SLG: 0.649 (1, 9)	3-3 K			1-0 L3 1B		4-2 BB		1-0 SF8 E 2B		3	1	2	0	1	1	1										
Rob Mackowiak, L OBP: 0.339, SLG: 0.528 (1, 7) (8, 8)		2-3 K		2-0 L3 1-1		1-2 G1-3		1-1 SF8		3	0	0	1	0	1	3										
Bobby Hill, S OBP: 0.349, SLG: 0.347 (1, 5)		2-2 G4-3		1-2 G5-3			0-0 18 FC5 1B	0-2 E4		4	0	1	0	0	0	0										
Abraham Nunez, S OBP: 0.299, SLG: 0.375 (1, 4)		0-0 1B BB 1B				2-3 K		1-3 K		4	0	2	0	0	2	1										
Tike Redman, L OBP: 0.264, SLG: 0.320 Jason Bay, R OBP: 0.356, SLG: 0.484 (1, 8) (7, PH) (8, 7)		4-2 1B BB				0-0 L7		2-2 F9	2-3 K	1	0	0	0	1	0	0										
Oliver Pérez, L OBP: 0.263, SLG: 0.222 Ruben Mateo, R OBP: 0.385, SLG: 0.500 Randall Simon, L OBP: 0.310, SLG: 0.288 Mark Corey, R Michael Gonzalez, R 16 Salomon Torres, R Chris Stynes, R OBP: 0.252, SLG: 0.275 (1, 1) (7, PH) (7, PH) (8, 1) (9, 1) (9, 1) (9, PH)		0-0 1B				2-3 K		2-0 P2	0-0 18 G5-3 1B	2	0	1	0	0	1	0										
Inning Stats	R: 0 E: 0 K: 2 S: 11	H: 1 LOB: 1 BB: 0 P: 18	R: 0 E: 0 K: 1 S: 13	H: 2 LOB: 2 BB: 1 P: 21	R: 0 E: 0 K: 0 S: 12	H: 1 LOB: 0 BB: 0 P: 18	R: 0 E: 0 K: 2 S: 7	H: 0 LOB: 0 BB: 0 P: 11	R: 0 E: 0 K: 1 S: 14	H: 0 LOB: 2 BB: 1 P: 24	R: 0 E: 0 K: 0 S: 8	H: 2 LOB: 2 BB: 0 P: 12	R: 2 E: 1 K: 1 S: 15	H: 2 LOB: 1 BB: 1 P: 22	R: 0 E: 0 K: 1 S: 10	H: 1 LOB: 1 BB: 0 P: 12	1B: 8 2B: 2 3B: 0 HR: 0	SF: 1 SAC: 0 DP: 1 HBP: 1	WP: 0 PB: 0 SB: 1 CS: 1	PA: 38						
PITCHER Woody Williams, R ERA: 4.71 Steve Kline, L ERA: 1.93 Julian Tavarez, R ERA: 3.13 Ray King, L ERA: 1.77 44 Jason Isringhausen, R ERA: 4.0	IP	WLS	BF	H	R	ER	SO	BB	IBB	HBP	BLK	WP	HR	S	P	ERA	WHIP									
	6.0	W	25	6	0	0	6	2	0	0	0	0	0	0	65	104	0.00	1.333								
	0.1	H	1	0	0	0	0	0	0	0	0	0	0	3	5	0.00	0.000									
	1.0	H	5	2	2	1	0	1	0	0	0	0	0	10	17	9.00	3.000									
	0.1	H	1	0	0	0	0	0	0	0	0	0	0	2	3	0.00	0.000									
	1.1	S	6	1	0	0	2	0	0	0	0	0	0	16	19	0.00	0.750									
PITCHER	IP	WLS	BF	H	R	ER	SO	BB	IBB	HBP	BLK	WP	HR	S	P	ERA	WHIP									

AB 33
R 2
H 9
RBI 1
BB 3
SO 8
LOB 17



livebaseballscorecards.com

Batter	1	2	3	4	5	6	7	8	9	AB R H RBI BB SO LOB	TOP																
18 Jason Kendall, R OBP: 0.385, SLG: 0.363 (1, 2) X	0-0 G5-3			2-3 K		2-1 E6			3-2 F7	4 0 0 0 0 1 0																	
2 Jack Wilson, R OBP: 0.356, SLG: 0.495 (1, 6) B X	1-0 P5			2-2 G5-3		2-3 K			2-2 1B 2B	4 1 1 0 0 1 1																	
Daryle Ward, L OBP: 0.389, SLG: 0.671 (1, 9) (9, 3) B F X	1-1 G5-3			0-1 L3			2-2 F7		0-0 P5	4 0 0 0 0 0 1																	
Craig Wilson, R OBP: 0.438, SLG: 0.645 (1, 7) (9, 9) C T B B B		1-3 K			0-0 F8		4-0 1B BB		0-0 1B 1B	3 1 1 1 1 1 0																	
Rob Mackowiak, L OBP: 0.344, SLG: 0.530 (1, 5) B		3-3 K			0-2 1B 1B		0-2 1B		1-0 1B	3 0 2 0 0 1 0																	
Chris Stynes, R OBP: 0.259, SLG: 0.282 (9, PH) (9, 5) C T B B B					1-0 1B		1-3 1B		0-0 1B	1 0 1 1 0 0 0																	
Randall Simon, L OBP: 0.290, SLG: 0.268 (1, 3) B		3-1 P5			1-0 F7		0-1 G4-6-3		0-0 F8	4 0 0 0 0 0 4																	
Jose Mesa, R (9, 1) X							1-2f			0 0 0 0 0 0 0																	
Tike Redman, L OBP: 0.265, SLG: 0.320 (1, 8) B X			1-0 G6-3		3-1 1B			0-2 G4-3		3 0 1 0 0 0 0																	
Jose Castillo, R OBP: 0.315, SLG: 0.350 (1, 4) F B B B B			3-3 K			3-3 K		1-1 G6-3		3 0 0 0 0 2 0																	
Josh Fogg, R (1, 1) B			1-3 K			1-3 K		0-1 P6		2 0 0 0 0 2 0																	
Ruben Mateo, R (8, PH) (8, 1) C F C										1 0 0 0 0 0 0																	
Brian Meadows, R (8, 1) C										0 0 0 0 0 0 0																	
34 John Grabow, L (8, 1) C										0 0 0 0 0 0 0																	
16 Salomon Torres, R (8, 1) C										0 0 0 0 0 0 0																	
Jason Bay, R (8, 7) C										0 0 0 0 0 0 0																	
Inning Stats	R: 0 E: 0 K: 0 S: 4	H: 0 LOB: 0 BB: 0 P: 6	R: 0 E: 0 K: 2 S: 13	H: 0 LOB: 0 BB: 0 P: 20	R: 0 E: 0 K: 2 S: 9	H: 0 LOB: 0 BB: 0 P: 14	R: 0 E: 0 K: 1 S: 8	H: 0 LOB: 0 BB: 0 P: 12	R: 0 E: 0 K: 0 S: 7	H: 2 LOB: 2 BB: 0 P: 11	R: 0 E: 1 K: 3 S: 14	H: 0 LOB: 1 BB: 0 P: 22	R: 0 E: 0 K: 0 S: 9	H: 1 LOB: 1 BB: 1 P: 15	R: 0 E: 0 K: 0 S: 7	H: 0 LOB: 0 BB: 0 P: 8	R: 2 E: 0 K: 0 S: 13	H: 3 LOB: 1 BB: 0 P: 19	1B: 5 2B: 1 3B: 0 HR: 0	SF: 0 SAC: 0 DP: 1 HBP: 0	WP: 0 PB: 0 SB: 1 CS: 0	PA: 33					
PITCHER	IP WLS BF H R ER SO BB IBB HBP BLK WP HR S P ERA WHIP																										
22 Mark Prior, R (1, 1) ERA: 0.00	6.0		20	2	0	0	8	0	0	0	0	0	0	55	85	0.00	0.333										
Kent Mercker, L (7, 1) ERA: 2.63	1.0		4	1	0	0	0	1	0	0	0	0	0	9	15	0.00	2.000										
LaTroy Hawkins, R (8, 1) ERA: 1.47	1.0		3	0	0	0	0	0	0	0	0	0	0	7	8	0.00	0.000										
Joe Borowski, R (9, 1) ERA: 8.02	0.2	L	4	2	2	2	0	0	0	0	0	0	0	11	16	27.00	3.000										
Mike Remlinger, L (9, 1) ERA:	0.1		2	1	0	0	0	0	0	0	0	0	0	2	3	0.00	3.000										

Pittsburgh Pirates @ Chicago Cubs
Wrigley Field, Chicago, IL
Fri Jun 04 2004, 2:20 PM CDT
Att. 40,024 - Sunny - 62 F

AB	32
R	2
H	6
RBI	2
BB	1
SO	8
LOB	6



WP	0	PA	33
PB	0		
SB	1		
CS	0		

livebaseballscorecards.com

Batter	1	2	3	4	5	6	7	8	9	AB R H RBI BB SO LOB
Todd Walker, L OBP: 0.372, SLG: 0.455 (1, 4)	3-1 F8		1-0 F8		1-0 F8		1-1 L3		0-1 SH3	4 0 1 0 0 0 2
25 Derek Lee, R OBP: 0.336, SLG: 0.415 (1, 3)	1-2 1B		0-0 P3			2-3 K		1-1 G6-3	1-1 P3	5 0 1 0 0 0 1 2
Corey Patterson, L OBP: 0.313, SLG: 0.405 (1, 8)	1-3 K		1-0 P6			4-1 16 HBP		1-0 F8	3-2 F8	4 0 0 0 1 1 3
Moises Alou, R OBP: 0.355, SLG: 0.594 (1, 7)	1-0 F8			0-0 G6-3		3-2 FC1		0-0 1B		4 1 1 0 0 0 2
16 Aramis Ramirez, R OBP: 0.358, SLG: 0.543 (1, 5)		2-2 G6-3		3-2 F7		3-1 16 HBP		4-0 1B		2 0 0 0 1 0 0
Todd Hollandsworth, L OBP: 0.427, SLG: 0.617 (1, 9)		1-2 L5		0-0 G6-3		2-3 K		0-1 BB		4 0 1 1 0 1 3
Mike Remlinger, L (9, 1)								1-3 2-H		0 0 0 0 0 0 0
Michael Barrett, R OBP: 0.377, SLG: 0.586 (1, 2)		3-1 2B			0-0 2B	3-2 F9		4-1 BB		3 0 2 0 1 0 3
Rey Ordonez, R OBP: 0.176, SLG: 0.133 (1, 6)		3-2 F7			0-3 K		2-2 E6	1-3 K		4 0 0 0 0 2 5
22 Mark Prior, R Kent Mercker, L David Kelton, R LaTroy Hawkins, R Joe Borowski, R Jose Maclas, S			2-0 F8		0-3 K		0-0 FC1-6		2-1 SH3	2 0 0 0 0 0 1 1
							1-2 L3		2B	0 0 0 0 0 0 0 0
										1 0 0 0 0 0 0 1
										0 0 0 0 0 0 0 0
										0 0 0 0 0 0 0 0
										1 0 1 0 0 0 0 0

Inning Stats	R: 0	H: 1	E: 0	LOB: 1	K: 1	P: 16	R: 0	H: 1	E: 0	LOB: 1	K: 0	P: 22	R: 0	H: 1	E: 0	LOB: 1	K: 0	P: 8	R: 0	H: 0	E: 0	LOB: 0	K: 0	P: 9	R: 0	H: 1	E: 0	LOB: 1	K: 2	P: 10	R: 0	H: 0	E: 1	LOB: 0	K: 0	P: 9	R: 1	H: 2	E: 0	LOB: 3	K: 1	P: 22	R: 0	H: 1	E: 0	LOB: 1	K: 0	P: 16	1B: 2	2B: 6	3B: 0	SF: 0	SAC: 1	DP: 1	HBP: 1	WP: 0	PA: 39
--------------	------	------	------	--------	------	-------	------	------	------	--------	------	-------	------	------	------	--------	------	------	------	------	------	--------	------	------	------	------	------	--------	------	-------	------	------	------	--------	------	------	------	------	------	--------	------	-------	------	------	------	--------	------	-------	-------	-------	-------	-------	--------	-------	--------	-------	--------

PITCHER	IP	WLS	BF	H	R	ER	SO	BB	IBB	HBP	BLK	WP	HR	S	P	ERA	WHIP
Josh Fogg, R ERA: 5.98 (1, 1)	7.0		28	4	0	0	5	1	0	1	0	0	0	64	106	0.00	0.714
Brian Meadows, R ERA: 2.87 (8, 1)	0.2		4	1	1	1	0	0	1	0	0	0	0	4	10	13.50	1.500
34 John Grabow, L ERA: 3.22 (8, 1)	0.0		1	1	0	0	0	0	0	0	0	0	0	2	2	∞	∞
16 Salomon Torres, R ERA: 3.23 (8, 1)	0.1	W	2	0	0	0	1	1	0	0	0	0	0	5	10	0.00	3.000
Jose Mesa, R ERA: 1.16 (9, 1)	1.0	S	4	1	0	0	0	0	0	0	0	0	0	10	16	0.00	1.000

BOTTOM

Pittsburgh Pirates @ Chicago Cubs
Wrigley Field, Chicago, IL
Fri Jun 04 2004, 2:20 PM CDT
Att: 40,024 - Sunny - 62 F

livebaseballscorecards.com

AB	34
R	1
H	7
RBI	1
BB	3
SO	6
LOB	22



Batter	1	2	3	4	5	6	7	8	9	AB R H RBI BB SO LOB	TOP	
18 Jason Kendall, R (1, 2) OBP: 0.383, SLG: 0.360	2-2 SH3-4 1B		3-2 P4		2-1 G5-3			0-2 E7		4 0 1 0 0 0 2		
2 Jack Wilson, R (1, 6) OBP: 0.360, SLG: 0.495	0-0 SH3-4		1-1 1B			4-2 FC4-6 BB		0-0 F9		2 0 1 0 1 0 1		
Daryle Ward, L (1, 9) OBP: 0.374, SLG: 0.640	0-1 P5		0-1 F7			1-2 F8		1-2 F7		4 0 0 0 0 0 5		
Craig Wilson, R (1, 7) OBP: 0.430, SLG: 0.632	2-3 K			0-0 F9		1-3 K		1-0 F7		4 0 0 0 0 2 3		
Rob Mackowiak, L (1, 5) OBP: 0.337, SLG: 0.518		0-0 F7		1-0 G6-3		0-1 FC4-6		0-1 G4-3		4 0 0 0 0 0 1		
Jason Bay, R (1, 8) OBP: 0.351, SLG: 0.515		2-3 K		1-3 K			3-2 HR	2-2 F8		4 1 1 1 0 2 0		
Randall Simon, L (1, 3) OBP: 0.273, SLG: 0.250		0-0 G3-1			1-2 G6-3		1-1 G4-3	1-1 F9		4 0 0 0 0 0 0		
Bobby Hill, S (1, 4) OBP: 0.358, SLG: 0.361			4-2 SH1-4 BB		1-0 2B		3-3 K			2 0 1 0 1 1 0		
Kris Benson, R (1, 1) OBP: 0.238, SLG: 0.200 Michael Gonzalez, R (7, 1) Mark Corey, R (8, 1)		0-0 SH1-4		2-3 K		2-3 K				2 0 0 0 0 2 1 0 0 0 0 0 0 0 0 0 0 0 0 0 0		
Inning Stats	R: 0 H: 1 E: 0 LOB: 1 K: 1 BB: 0 S: 9 P: 13	R: 0 H: 0 E: 0 LOB: 0 K: 1 BB: 0 S: 6 P: 8	R: 0 H: 1 E: 0 LOB: 2 K: 0 BB: 1 S: 11 P: 19	R: 0 H: 0 E: 0 LOB: 0 K: 1 BB: 0 S: 6 P: 8	R: 0 H: 1 E: 0 LOB: 1 K: 1 BB: 0 S: 9 P: 15	R: 0 H: 0 E: 0 LOB: 1 K: 1 BB: 1 S: 10 P: 16	R: 1 H: 1 E: 0 LOB: 0 K: 2 BB: 0 S: 14 P: 23	R: 0 H: 0 E: 1 LOB: 1 K: 0 BB: 0 S: 9 P: 11	R: 0 H: 0 E: 0 LOB: 0 K: 0 BB: 0 S: 7 P: 10	1B: 2 SF: 0 2B: 1 SAC: 2 3B: 0 DP: 0 HR: 1 HBP: 0	WP: 0 PA: 34 PB: 0 SB: 0 CS: 0	
PITCHER 38 Carlos Zambrano, R (1, 1) ERA: 2.27 Francis Beltran, R (9, 1) ERA: 3.05	IP WLS BF H R ER SO BB IBB HBP BLK WP HR S P ERA WHIP	8.0 W 31 4 1 1 7 2 0 0 0 0 0 1 74 113 1.12 0.750	1.0 3 0 0 0 0 0 0 0 0 0 0 0 7 10 0.00 0.000									PITCHER IP WLS BF H R ER SO BB IBB HBP BLK WP HR S P ERA WHIP

Pittsburgh Pirates @ Chicago Cubs
Wrigley Field, Chicago, IL
Sat Jun 05 2004, 12:05 PM CDT
Att. 39,387 - Cloudy - 65 F

livebaseballscores.com

AB 30
R 1
H 4
RBI 1
BB 2
SO 7
LOB 13



Batter	1	2	3	4	5	6	7	8	9	AB R H RBI BB SO LOB	TOP											
18 Jason Kendall, R OBP: 0.380, SLG: 0.358 (1, 2)	1-2 P4		1-2 FC6 2-H 1B			1-2 G6-3			1-2 P4	4 0 1 1 0 0 0												
2 Jack Wilson, R OBP: 0.358, SLG: 0.491 (1, 6)	1-3 K2-3		0-0 FC6 1-2f			0-0 CS 1B			0-1 F9	4 0 1 0 0 1 1												
Daryle Ward, L OBP: 0.369, SLG: 0.624 (1, 3) (8, 9)	0-3 K				0-0 G3				2-1 1B 1B	4 0 1 0 0 1 1												
Craig Wilson, R OBP: 0.427, SLG: 0.624 (1, 9) (8, 7)		2-3 K			1-3 K				1-1 1-2 1B	4 0 1 0 0 2 0												
Rob Mackowiak, L OBP: 0.330, SLG: 0.506 (1, 7) (7, 5)		0-0 G3-1			1-1 F7				0-3 K	4 0 0 0 0 1 2												
Chris Stynes, R OBP: 0.252, SLG: 0.274 Brian Meadows, R (7, 1) 37 Mike Johnston, L (8, 1)		1-2 G4-3			1-3 K					3 0 0 0 0 1 0 0 0 0 0 0 0 0 0 0 0 0 0 0 0												
Abraham Nunez, S OBP: 0.300, SLG: 0.388 (1, 4)			0-0 G3		2-2 2B				1-1 G4-3	3 0 1 0 0 0 0												
Tike Redman, L OBP: 0.268, SLG: 0.322 Ruben Mateo, R OBP: 0.357, SLG: 0.455 Randall Simon, L OBP: 0.269, SLG: 0.246 (8, 3)			0-1 SH3-4 18 1B 1B		1-0 G1-3				0-1 L9	2 1 1 0 0 0 1 0 0 0 0 0 0 0 1 0 0 0 0 0 0												
Ryan Vogelsong, R OBP: 0.333, SLG: 0.385 Michael Gonzalez, R (7, 1) Jason Bay, R OBP: 0.346, SLG: 0.507 (8, 8)			1-0 SH3-4		3-3 K				2-3 K	1 0 0 0 0 1 1 0 0 0 0 0 0 0 1 0 0 0 0 1 0												
Inning Stats	R: 0 E: 0 K: 2 S: 10	H: 0 LOB: 0 BB: 0 P: 12	R: 0 E: 0 K: 1 S: 7	H: 0 LOB: 0 BB: 0 P: 10	R: 1 E: 0 K: 0 S: 9	H: 2 LOB: 1 BB: 0 P: 10	R: 0 E: 0 K: 1 S: 6	H: 0 LOB: 0 BB: 0 P: 8	R: 0 E: 0 K: 2 S: 11	H: 1 LOB: 1 BB: 0 P: 18	R: 0 E: 0 K: 0 S: 7	H: 1 LOB: 0 BB: 0 P: 10	R: 0 E: 0 K: 0 S: 5	H: 0 LOB: 0 BB: 0 P: 7	R: 0 E: 0 K: 1 S: 7	H: 0 LOB: 0 BB: 0 P: 10	R: 0 E: 0 K: 1 S: 12	H: 2 LOB: 2 BB: 0 P: 16	1B: 5 2B: 1 3B: 0 HR: 0	SF: 0 SAC: 1 DP: 0 HBP: 0	WP: 0 PB: 0 SB: 0 CS: 1	PA: 32
PITCHER	IP WLS BF H R ER SO BB IBB HBP BLK WP HR S P ERA WHIP																				PITCHER	IP WLS BF H R ER SO BB IBB HBP BLK WP HR S P ERA WHIP
Greg Maddux, R ERA: 4.13 (1, 1)	7.0 W 24 4 1 1 6 0 0 0 0 0 0 55 75 1.29 0.571																					
Mike Remlinger, L ERA: (8, 1)	0.1 H 1 0 0 0 0 0 0 0 0 0 0 2 3 0.00 0.000																					
Kyle Farnsworth, R ERA: 3.33 (8, 1)	0.2 H 2 0 0 0 1 0 0 0 0 0 0 5 7 0.00 0.000																					
LaTroy Hawkins, R ERA: 1.42 (9, 1)	1.0 S 5 2 0 0 1 0 0 0 0 0 0 12 16 0.00 2.000																					

Pittsburgh Pirates @ Chicago Cubs
Wrigley Field, Chicago, IL
Sun Jun 06 2004, 1:20 PM CDT
Att. 39,016 - Unknown - 79 F

livebaseballscorecards.com

AB	31
R	1
H	6
RBI	1
BB	0
SO	8
LOB	6



Batter	1	2	3	4	5	6	7	8	9
Todd Walker, L (1, 4) OBP: 0.356, SLG: 0.432	1-3 K		0-0 F8			1-0 P4	1-1 G3		
Rey Ordonez, R (1, 6) OBP: 0.200, SLG: 0.174	0-0 G6-3		1-2 G4-3			0-1 G5-3		0-2 FC5-4 1B	
Moises Alou, R (1, 7) OBP: 0.355, SLG: 0.589	4-2 BB			2-0 F8		3-3 K		0-2 FC5-4 16 1B 1-2f 1B	
16 Aramis Ramirez, R (1, 5) OBP: 0.367, SLG: 0.558	0-1 F8			1-1 G4-3			0-0 HR	1-1 25 E 1B	
Todd Hollandsworth, L (1, 9) OBP: 0.417, SLG: 0.591		2-3 K		1-0 25 S 1B		3-2 F8 SF9 1B	1 SAFE 0-0 25 FC5-4 1B		
Jose Macias, S (8, PH) OBP: 0.300, SLG: 0.429							1-2 3-H 1B		
25 Derrek Lee, R (1, 3) OBP: 0.342, SLG: 0.428		0-0 FC6-4 1B		3-2 F9		3-2 1B HBP	0-0 FC5-4		
Corey Patterson, L (1, 8) OBP: 0.306, SLG: 0.394		0-1 P5			1-3 K	0-2 F8	1 SAFE 0-1 P3		
Paul Bako, L (1, 2) OBP: 0.339, SLG: 0.292		0-1 FC6-4			0-3 K	1-2 SF9			
Michael Barrett, R (7, PH) OBP: 0.371, SLG: 0.577							3-H 0-1 1B		
Greg Maddux, R (1, 1) OBP: 0.040, SLG: 0.040			1-2 L3		0-1 G3				
Jason Dubois, R (7, PH) OBP: 0.182, SLG: 0.200									
Mike Remlinger, L (8, 1)									
Kyle Farnsworth, R (8, 1)									
LaTroy Hawkins, R (9, 1)									


Inning Stats	R: 0	H: 0	E: 0	K: 1	S: 8	H: 0	LOB: 1	BB: 1	P: 13	R: 0	H: 1	E: 0	K: 1	S: 9	H: 0	LOB: 0	BB: 0	P: 11	R: 0	H: 0	E: 0	K: 0	S: 8	R: 0	H: 1	E: 0	K: 0	S: 8	R: 0	H: 0	E: 0	K: 2	S: 9	R: 0	H: 0	E: 0	K: 1	S: 6	R: 2	H: 3	E: 1	K: 0	S: 13	R: 2	H: 3	E: 1	K: 0	S: 14
--------------	------	------	------	------	------	------	--------	-------	-------	------	------	------	------	------	------	--------	-------	-------	------	------	------	------	------	------	------	------	------	------	------	------	------	------	------	------	------	------	------	------	------	------	------	------	-------	------	------	------	------	-------

PITCHER	IP	WLS	BF	H	R	ER	SO	BB	IBB	HBP	BLK	WP	HR	S	P	ERA	WHIP
Ryan Vogelsong, R (1, 1) ERA: 7.53	6.0	L	24	4	2	2	5	1	0	0	0	0	1	54	81	3.00	0.833
Michael Gonzalez, L (7, 1) ERA	0.1		1	0	0	0	0	0	0	0	0	0	0	4	4	0.00	0.000
Brian Meadows, R (7, 1) ERA: 3.06	1.0		6	3	2	1	0	0	0	0	0	0	0	16	19	9.00	3.000
37 Mike Johnston, L (8, 1) ERA: 2.6	0.2		3	1	0	0	0	0	0	0	0	0	0	4	4	0.00	1.500

BOTTOM

Pittsburgh Pirates @ Chicago Cubs
Wrigley Field, Chicago, IL
 Sun Jun 06 2004, 1:20 PM CDT
 Att: 39,016 - Unknown - 79 F

AB	31
R	4
H	8
RBI	3
BB	1
SO	5
LOB	11



WP	PA	3B	DP	CS	1B	SF	SAC	HR	HBP
0	34	0	0	0	7	1	0	1	1

Batter	1	2	3	4	5	6	7	8	9	10	AB R H RBI BB SO LOB	TOP														
18 Jason Kendall, R OBP: 0.381, SLG: 0.356	1-1 L6	2-2 PO	3-1 F9			1-1 WP HR 1B	2-1 P4			4-1 FC4-6 BB	4 1 1 0 1 0 0															
2 Jack Wilson, R OBP: 0.350, SLG: 0.480	1-3 K		2-3 K			3-2 P3		3-3 K		1-3 K	5 0 0 0 0 4 2															
Daryle Ward, L OBP: 0.352, SLG: 0.592	1-2 F9		0-0 F9			1-1 P3		3-2 G6-3		0-0 FC4-6 1-2f	5 0 0 0 0 0 2															
Craig Wilson, R OBP: 0.424, SLG: 0.632		3-3 K		0-0 F7		2-2 1-H HR		1-0 F8			4 1 1 2 0 1 0															
Rob Mackowiak, L OBP: 0.333, SLG: 0.506		2-0 1B 1B		3-2 F9		1-1 E3		1-2 F8 SH1-4 1B			4 1 2 0 0 0 0															
Randall Simon, L OBP: 0.261, SLG: 0.238 Ruben Mateo, R OBP: 0.400, SLG: 0.455 Abraham Nunez, S OBP: 0.300, SLG: 0.388		1-3 K		0-1 G4-3		4-0 IBB		2-1 SH1-4 1-2			2 0 0 0 0 1 1 0 0 0 0 1 0 0 0 0 0 0 0 0 0															
Bobby Hill, S OBP: 0.354, SLG: 0.350		2-2 1B 1B HBP		0-0 F8		2-2 G3-1		2-2 F8 2-3			3 1 0 0 0 0 3															
Tike Redman, L OBP: 0.267, SLG: 0.321		0-2 1B 1B		0-0 G6-3			1-2 G3		1-3 K		4 1 1 1 0 1 1															
Jose Castillo, R OBP: 0.313, SLG: 0.347		0-2 18 PO 1B		1-1 G6-3			0-0 F8			0-0 P2	4 0 1 2 0 0 0															
Inning Stats	R: 0 E: 0 K: 1 S: 11	H: 0 LOB: 0 BB: 0 P: 14	R: 3 E: 0 K: 2 S: 17	H: 3 LOB: 0 BB: 0 P: 27	R: 0 E: 0 K: 1 S: 7	H: 0 LOB: 0 BB: 0 P: 12	R: 0 E: 0 K: 0 S: 6	H: 0 LOB: 0 BB: 0 P: 9	R: 0 E: 0 K: 4 S: 4	H: 0 LOB: 0 BB: 0 P: 5	R: 2 E: 1 K: 0 S: 16	H: 2 LOB: 2 BB: 1 P: 30	R: 0 E: 0 K: 1 S: 11	H: 0 LOB: 0 BB: 0 P: 18	R: 0 E: 0 K: 1 S: 11	H: 1 LOB: 1 BB: 0 P: 17	R: 0 E: 0 K: 1 S: 7	H: 0 LOB: 1 BB: 1 P: 12	1B: 5 2B: 0 3B: 0 HR: 1	SF: 0 SAC: 1 DP: 0 HBP: 1	WP: 1 PB: 0 SB: 1 CS: 0	PA: 40				
PITCHER	IP WLS BF H R ER SO BB IBB HBP BLK WP HR S P ERA WHIP																									
R.A. Dickey, R ERA: 5.05	(1, 1) 5.2	23	5	5	5	4	0	0	1	0	0	1	58	88	7.94	0.882										
Erasmo Ramirez, L ERA: 3.15	(6, 1) 0.2	3	0	0	0	0	0	1	0	0	0	0	6	13	0.00	0.000										
50 Frank Francisco, R ERA: 4.66	(7, 1) 1.2	5	0	0	0	1	0	0	0	0	0	0	14	23	0.00	0.000										
Francisco Cordero, R ERA: 1.9	(8, 1) 2.0	W 8	1	0	0	2	1	0	0	0	0	0	18	29	0.00	1.000										

Pittsburgh Pirates @ Texas Rangers
The Ballpark at Arlington, Arlington, TX

Mon Jun 07 2004, 8:05 PM EDT
Att. 25,286 - Sunny - 86 F

livebaseballscorecards.com

AB	35
R	5
H	6
RBI	5
BB	2
SO	7
LOB	9



Batter	1	2	3	4	5	6	7	8	9	AB R H RBI BB SO LOB	TOP
18 Jason Kendall, R OBP: 0.390, SLG: 0.364 (1, 2)	0-2 L3		1-1 SF8 1B		2-1 FC6-4 1B	2-2 1B HBP		0-1 CS 1B		4 2 3 0 0 0 0	
2 Jack Wilson, R OBP: 0.355, SLG: 0.487 (1, 6)	1-2 1B		3-1 HBP 1B		1-2 FC6-4 1B	1-1 E6 1B SF9		2-2 G4-3 2B		5 2 3 1 0 0 4	
Daryle Ward, L OBP: 0.354, SLG: 0.588 (1, 3)	0-0 P5		2-0 SF8		3-2 FC6-4 1B BB	0-2 1B		0-1 G4-3		4 0 2 4 0 0 2	
Craig Wilson, R OBP: 0.424, SLG: 0.626 (1, 9)	2-2 G6-3		3-H 1-2 HBP		4-1 FC6-4 BB 1-2	1-2 SF9		2-1 G5-3		2 0 0 1 1 0 2	
Rob Mackowiak, L OBP: 0.325, SLG: 0.492 (1, 8)		2-3 K	0-0 P5		0-0 FC6-4 WP 1-2 2-3 3-H	0-3 K		0-3 K		5 0 0 1 0 3 5	
Jason Bay, R OBP: 0.329, SLG: 0.479 (1, 7)		1-3 K		2-3 K	3-3 K		2-3 K	2-3 K		4 0 0 0 0 4 2	
Tike Redman, L OBP: 0.266, SLG: 0.319 (9, PH)										1 0 0 0 0 1 0	
Randall Simon, L OBP: 0.284, SLG: 0.265 (1, 10)		2-2 1B		3-2 G4-3		0-1 SH1-4 1B	0-0 G3-1	1-2 1B		5 1 3 0 0 0 0	
Bobby Hill, S OBP: 0.359, SLG: 0.350 (1, 5)		2-2 F8		1-2 K		0-2 SH1-4 1B	4-2 BB	2-2 P2		3 1 1 0 1 1 1	
Chris Stynes, R OBP: 0.252, SLG: 0.274 (7, 5)						1-2 1B				0 0 0 0 0 0 0	
Abraham Nunez, S OBP: 0.296, SLG: 0.382 (9, PH)										1 0 0 0 0 0 1	
Jose Castillo, R OBP: 0.313, SLG: 0.347 (1, 4)			2-3 K		0-1 FC6-4 1B	0-0 SH1-4	1-3 K			3 1 1 0 0 2 1	

Inning Stats	R: 0 H: 1 E: 0 LOB: 1 K: 0 BB: 0 S: 10 P: 13		R: 0 H: 1 E: 0 LOB: 1 K: 2 BB: 0 S: 13 P: 20		R: 1 H: 2 E: 0 LOB: 2 K: 1 BB: 0 S: 12 P: 21		R: 0 H: 0 E: 0 LOB: 0 K: 2 BB: 0 S: 9 P: 15		R: 2 H: 3 E: 0 LOB: 2 K: 1 BB: 1 S: 16 P: 29		R: 4 H: 3 E: 1 LOB: 1 K: 2 BB: 0 S: 21 P: 25		R: 0 H: 0 E: 0 LOB: 1 K: 2 BB: 1 S: 9 P: 16		R: 0 H: 2 E: 0 LOB: 1 K: 0 BB: 0 S: 11 P: 15		R: 0 H: 1 E: 0 LOB: 1 K: 2 BB: 0 S: 16 P: 21		1B: 12 SF: 2 2B: 1 SAC: 1 3B: 0 DP: 0 HR: 0 HBP: 2	WP: 1 PA: 44 PB: 0 SB: 0 CS: 1
--------------	--	--	--	--	--	--	---	--	--	--	--	--	---	--	--	--	--	--	---	---

PITCHER	IP	WLS	BF	H	R	ER	SO	BB	IBB	HBP	BLK	WP	HR	S	P	ERA	WHIP	PITCHER											IP	WLS	BF	H	R	ER	SO	BB	IBB	HBP	BLK	WP	HR	S	P	ERA	WHIP								
53 Joaquin Benoit, R ERA: 5.82 (1, 1)	4.1		22	7	3	3	5	1	0	1	0	0	0	56	91	6.23	1.846																																				
Erasmo Ramirez, L ERA: 3.86 (5, 1)	1.0		8	3	4	2	1	0	0	1	0	1	0	18	24	18.00	3.000																																				
50 Frank Francisco, R ERA: 3.97 (6, 1)	1.2	W	6	0	0	0	3	1	0	0	0	0	0	16	24	0.00	0.600																																				
Carlos Almanzar, R ERA: 2.73 (8, 1)	1.0	H	4	2	0	0	0	0	0	0	0	0	0	11	15	0.00	2.000																																				
Francisco Cordero, R ERA: 1.82 (9, 1)	1.0	S	4	1	0	0	2	0	0	0	0	0	0	16	21	0.00	1.000																																				

Pittsburgh Pirates @ Texas Rangers
The Ballpark at Arlington, Arlington, TX
Thu Jun 10 2004, 5:05 PM EDT
Unknown - 86 F

livebaseballscorecards.com

AB	37
R	7
H	13
RBI	7
BB	2
SO	11
LOB	18



Batter	1	2	3	4	5	6	7	8	9	AB R H RBI BB SO LOB
Eric Young Sr., R OBP: 0.410, SLG: 0.357 (1, 8) (9, 7)	4-1 G6-4-3 10 BB BB		4-0 10 HR BB		2-3 K		3-2 10 S 23 E 1B			2 2 1 0 2 1 0
10 Michael Young, R OBP: 0.368, SLG: 0.516 (1, 6)	4-0 G6-4-3 1-2 BB		2-1 1-H HR		4-0 23 S BB		2-2 G5-3 1-2			2 1 1 2 2 0 2
Alfonso Soriano, R OBP: 0.335, SLG: 0.435 (1, 4)	0-1 G6-4-3 1-2f 2-3		1-3 K		2-3 K		4-0 23 E G1-6-3 IBB			3 1 0 0 1 2 3
23 Mark Teixeira, S OBP: 0.343, SLG: 0.479 (1, 3)	2-3 K		2-2 HR HBP		2-2 P4		1-1 E5 G1-6-3			3 1 0 1 0 1 3
Herbert Perry, R OBP: 0.308, SLG: 0.426 (1, 10)		1-3 K	2-2 HR HBP		1-0 HR		1-1 G1-6-3			3 2 1 2 0 1 1
9 Hank Blalock, L OBP: 0.351, SLG: 0.530 (1, 5)		2-3 K	0-3 K		0-1 F9		0-3 K			4 0 0 0 0 3 3
Chad Allen, R OBP: 0.318, SLG: 0.409 Layne Nix, L OBP: 0.350, SLG: 0.602 (8, PH) (9, 8)		1-3 K	2-3 K		1-3 K		2-2 P5			3 0 0 0 0 3 2 1 0 0 0 0 0 0
Gary Matthews, S OBP: 0.341, SLG: 0.441 (1, 9)		2-3 K	0-1 1-H 2-H HR		1-3 K		0-0 G4-3 1B			4 1 2 3 0 2 0
Rod Barajas, R OBP: 0.283, SLG: 0.589 (1, 2)		3-1 F8	0-1 P6		1-0 E6 1B 23 E WP		0-1 G4-3			4 1 0 0 0 0 1

Inning Stats	R: 0 E: 0 K: 1 S: 7	H: 0 LOB: 1 BB: 2 P: 17	R: 0 E: 0 K: 3 S: 11	H: 0 LOB: 0 BB: 0 P: 15	R: 2 E: 0 K: 2 S: 11	H: 1 LOB: 0 BB: 1 P: 23	R: 3 E: 0 K: 2 S: 14	H: 1 LOB: 0 BB: 0 P: 20	R: 0 E: 0 K: 2 S: 11	H: 0 LOB: 1 BB: 1 P: 21	R: 1 E: 0 K: 2 S: 9	H: 1 LOB: 0 BB: 0 P: 12	R: 3 E: 2 K: 1 S: 14	H: 1 LOB: 1 BB: 1 P: 26	R: 0 E: 0 K: 0 S: 7	H: 1 LOB: 0 BB: 0 P: 9	1B: 2 2B: 0 3B: 0 HR: 3	SF: 0 SAC: 0 DP: 2 HBP: 2	WP: 1 PB: 0 SB: 2 CS: 0	PA: 36
--------------	------------------------------	----------------------------------	-------------------------------	----------------------------------	-------------------------------	----------------------------------	-------------------------------	----------------------------------	-------------------------------	----------------------------------	------------------------------	----------------------------------	-------------------------------	----------------------------------	------------------------------	---------------------------------	----------------------------------	------------------------------------	----------------------------------	--------

PITCHER	IP	WLS	BF	H	R	ER	SO	BB	IBB	HBP	BLK	WP	HR	S	P	ERA	WHIP
Oliver Pérez, L ERA: 3.74 (1, 1)	6.0		26	3	6	6	12	4	0	0	0	0	3	63	108	9.00	1.167
Brian Meadows, R ERA: 3.03 (7, 1)	0.1	L	4	1	3	0	0	0	1	0	0	1	0	7	17	0.00	3.000
34 John Grabow, L ERA: 2.92 (7, 1)	0.2	B	3	0	0	0	1	0	0	0	0	0	0	7	9	0.00	0.000
Mark Corey, R ERA: 5.14 (8, 1)	1.0		3	1	0	0	0	0	0	0	0	0	0	7	9	0.00	1.000

BOTTOM

Pittsburgh Pirates @ Texas Rangers
The Ballpark at Arlington, Arlington, TX

livebaseballscorecards.com

AB	29
R	9
H	5
RBI	8
BB	5
SO	13
LOB	15



WP: 1	PA: 36
PB: 0	
SB: 2	
CS: 0	

Thu Jun 10 2004, 5:05 PM EDT
Unknown - 86 F

Batter	1	2	3	4	5	6	7	8	9	AB R H RBI BB SO LOB	TOP
18 Jason Kendall, R (1, 2) OBP: 0.401, SLG: 0.386 Jose Castillo, R (7, 4) OBP: 0.311, SLG: 0.344	3-2 1B		1-1 2B		2-1 1B		3-1 2B		2-2 G4-3	4 1 4 1 0 0 0 1 0 0 0 0 0 0	
Tike Redman, L (1, 8) OBP: 0.262, SLG: 0.314	3-2 F7		0-0 SH1-3		0-0 P5		0-1 G5-3			3 0 0 0 0 0 5	
2 Jack Wilson, R (1, 6) OBP: 0.354, SLG: 0.496 Jason Bay, R (7, 7) OBP: 0.329, SLG: 0.479	2-1 HR		0-1 L6		0-1 FC5-4		1-1 G6-3			4 1 1 3 0 0 4 0 0 0 0 0 0 0	
Craig Wilson, R (1, 9) OBP: 0.417, SLG: 0.614 (7, 2)	1-3 K		1-1 G5-3		1-3 K			0-3 K		4 0 0 0 0 3 3	
Ruben Mateo, R (1, 7) OBP: 0.368, SLG: 0.400 (7, 9)	0-1 F8			1-3 K		1-0 G6-3		1-0 1B		4 0 1 0 0 1 0	
Randall Simon, L (1, 10) OBP: 0.262, SLG: 0.264		0-1 1B		2-2 G1-3		3-3 K		0-2 FC3-4-6		4 0 1 0 0 1 1	
Chris Stynes, R (1, 5) OBP: 0.244, SLG: 0.265		0-3 K		0-1 G6-3		0-0 G1-3		2-1 F8		4 0 0 0 0 1 2	
Daryle Ward, L (1, 3) OBP: 0.359, SLG: 0.594		2-3 K		1-2 1B			0-2 2B		0-0 G3	4 2 2 0 0 1 1	
Abraham Nunez, S (1, 4) OBP: 0.293, SLG: 0.375 (7, 6)		0-0 L1		2-2 1B		2-1 G4-3		0-0 G6-3		4 0 1 0 0 0 2	
Inning Stats	R: 2 H: 2 E: 0 LOB: 0 K: 1 BB: 0 S: 14 P: 23	R: 0 H: 1 E: 0 LOB: 1 K: 2 BB: 0 S: 10 P: 12	R: 0 H: 1 E: 0 LOB: 1 K: 2 BB: 0 S: 7 P: 9	R: 0 H: 0 E: 0 LOB: 0 K: 1 BB: 0 S: 9 P: 12	R: 1 H: 3 E: 0 LOB: 2 K: 1 BB: 0 S: 15 P: 21	R: 0 H: 0 E: 0 LOB: 0 K: 1 BB: 0 S: 5 P: 9	R: 1 H: 2 E: 0 LOB: 1 K: 0 BB: 0 S: 11 P: 17	R: 0 H: 1 E: 0 LOB: 1 K: 1 BB: 0 S: 9 P: 12	R: 0 H: 0 E: 0 LOB: 0 K: 0 BB: 0 S: 6 P: 8	1B: 6 SF: 0 2B: 3 SAC: 1 3B: 0 DP: 0 HR: 1 HBP: 0	WP: 0 PA: 37 PB: 0 SB: 0 CS: 0
PITCHER Kenny Rogers, L (1, 1) ERA: 3.76 Doug Brocail, R (8, 1) ERA: 15.75 Brian Shouse, L (9, 1) ERA: 3.18	IP WLS BF H R ER SO BB IBB HBP BLK WP HR S P ERA WHIP 7.0 W 30 9 4 4 6 0 0 0 0 0 1 71 103 5.14 1.286 1.0 4 1 0 0 1 0 0 0 0 0 0 9 12 0.00 1.000 1.0 3 0 0 0 0 0 0 0 0 0 0 6 8 0.00 0.000	PITCHER IP WLS BF H R ER SO BB IBB HBP BLK WP HR S P ERA WHIP									

Pittsburgh Pirates @ Texas Rangers
 The Ballpark at Arlington, Arlington, TX

Thu Jun 10 2004, 5:10 PM EDT
 Att. 27,219 - Cloudy - 84 F

livebaseballscorecards.com

AB	36
R	4
H	10
RBI	4
BB	0
SO	7
LOB	18



Batter	1	2	3	4	5	6	7	8	9
10 Michael Young, R OBP: 0.373, SLG: 0.516 (1, 6) C B X	1-1 G4-6-3 1B		2-1 23 HR HBP		0-0 9 2B HR	2-0 P3		0-0 F8	
9 Hank Blalock, L OBP: 0.360, SLG: 0.540 (1, 5) 1 SAFE F B S X	1-2 G4-6-3 1-2f		0-0 23 HR 1B		0-1 1-3 HR	1-0 G5-3 1B		2-2 1B	
Alfonso Soriano, R OBP: 0.332, SLG: 0.430 (1, 4) X	0-0 L5		1-3 K		0-1 HR	0-1 G5-3		0-0 G4-3	
Brad Fullmer, L OBP: 0.299, SLG: 0.443 (1, 10) C B T B X		2-2 23 F9 G4-3 2B	2-1 G3		0-0 1-1 2-2 3-H HR	3-1 F7			
23 Mark Teixeira, S OBP: 0.341, SLG: 0.493 (1, 3) C B B T B X		3-1 F9 2-3	3-1 SAFE HR		0-1 G6-3		1-3 K		
David Dellucci, L OBP: 0.376, SLG: 0.514 (1, 7) C B T B C T B X		3-2 G4-3 3-H	0-1 F8		0-0 G6-3		1-1 G3		
Gary Matthews, S OBP: 0.378, SLG: 0.486 (1, 9) C B T B C C T B X		3-2 2B		1-2 F8	4-2 BB		2-1 1B		
Layne Nix, L OBP: 0.340, SLG: 0.584 (1, 8) X C	0-1 G3-1			1-1 F8	0-1 G1-3		0-1 F9		
Ken Huckaby, R OBP: 0.267, SLG: 0.154 (1, 2) C B F X			1-2 9 1B 9 E 10 HBP 1B	0-0 G6-3		4-2 9 1B G5-3 BB		0-0 G1-3	

Inning Stats	R: 0	H: 1	E: 0	LOB: 0	K: 0	BB: 0	S: 6	P: 8
	R: 1	H: 2	E: 0	LOB: 1	K: 0	BB: 0	S: 14	P: 25
	R: 4	H: 3	E: 1	LOB: 0	K: 1	BB: 0	S: 15	P: 23
	R: 0	H: 0	E: 0	LOB: 0	K: 0	BB: 0	S: 6	P: 8
	R: 4	H: 4	E: 0	LOB: 1	K: 0	BB: 1	S: 13	P: 17
	R: 1	H: 1	E: 0	LOB: 1	K: 0	BB: 1	S: 11	P: 21
	R: 0	H: 1	E: 0	LOB: 1	K: 1	BB: 0	S: 12	P: 16
	R: 0	H: 1	E: 0	LOB: 1	K: 0	BB: 0	S: 7	P: 9

PITCHER										PITCHER																								
IP	WLS	BF	H	R	ER	SO	BB	IBB	HBP	BLK	WP	HR	S	P	ERA	WHIP	IP	WLS	BF	H	R	ER	SO	BB	IBB	HBP	BLK	WP	HR	S	P	ERA	WHIP	
Josh Fogg, R	(1, 1)	4.0	L	21	9	8	1	0	0	0	0	1	46	69	18.00	2.250																		
37 Mike Johnston, L	(5, 1)	2.0		10	2	2	0	2	0	0	0	1	19	33	9.00	2.000																		
Michael Gonzalez, L	(7, 1)	1.0		4	1	0	1	0	0	0	0	0	12	16	0.00	1.000																		
Jose Mesa, R	(8, 1)	1.0		4	1	0	0	0	0	0	0	0	7	9	0.00	1.000																		

BOTTOM


Pittsburgh Pirates @ Texas Rangers
The Ballpark at Arlington, Arlington, TX

Thu Jun 10 2004, 5:10 PM EDT
Att: 27,219 - Cloudy - 84 F

AB	R	H	RBI	BB	SO	LOB
4	2	2	0	0	0	1
5	2	4	0	0	0	1
5	1	1	1	0	1	4
4	2	2	4	0	0	3
4	1	1	3	0	1	1
4	0	0	1	0	0	0
3	0	2	0	1	0	0
4	0	0	0	0	0	3
3	2	1	0	1	0	0

AB	36
R	10
H	13
RBI	9
BB	2
SO	2
LOB	13

livebaseballscorecards.com



WP: 0	PA: 39
PB: 0	
SB: 0	
CS: 0	

Batter	1	2	3	4	5	6	7	8	9	AB R H RBI BB SO LOB	TOP									
18 Jason Kendall, R OBP: 0.401, SLG: 0.383 (1, 2)	2-3 K	4-2 HBP			1-2 G1-3		1-3 K		1-1 1B	4 0 1 0 0 2 0										
2 Jack Wilson, R OBP: 0.359, SLG: 0.498 (1, 6)	1-1 BB 2B 1B	2-2 FC5			1-1 1B		0-2 G6-3		1-0 1B	5 1 3 0 0 0 2										
Daryle Ward, L OBP: 0.344, SLG: 0.568 (1, 3)	1-3 K				0-0 F8		3-1 G3		0-1 P4	5 0 0 0 0 1 4										
Craig Wilson, R OBP: 0.418, SLG: 0.608 (1, 9)	4-1 2B 1-2 BB				3-3 K				4-2 BB	2 0 0 0 2 2 1										
Rob Mackowiak, L OBP: 0.333, SLG: 0.505 (1, 8)	0-0 2B				4-2 BB		1-1 G6-4-3 2B		0-2 F7	3 0 2 1 1 0 1										
Randall Simon, L OBP: 0.280, SLG: 0.253 (1, 10)	1-2 G4-3				1-2 G1-3		2-2 G6-4-3 HBP		1-3 K	3 0 0 0 0 1 4										
Bobby Hill, S OBP: 0.347, SLG: 0.336 (1, 5)					2-2 G3-1		3-2 G6-4-3		1-3 K	4 0 0 0 0 1 3										
Ruben Mateo, R OBP: 0.348, SLG: 0.333 (1, 7)					0-0 L8		1-1 HBP		0-2 L6	3 0 0 0 0 0 0										
Abraham Nunez, S OBP: 0.291, SLG: 0.382 (1, 4)					2-2 G6-3		0-1 G4-3		0-0 G4-3	4 0 1 0 0 0 2										
Inning Stats	R: 1 E: 0 K: 2 S: 13	H: 2 LOB: 2 BB: 1 P: 22	R: 0 E: 0 K: 0 S: 12	H: 1 LOB: 2 BB: 0 P: 20	R: 0 E: 0 K: 1 S: 12	H: 0 LOB: 1 BB: 1 P: 20	R: 0 E: 0 K: 0 S: 7	H: 0 LOB: 0 BB: 0 P: 11	R: 0 E: 0 K: 1 S: 10	H: 1 LOB: 1 BB: 0 P: 15	R: 0 E: 0 K: 1 S: 8	H: 0 LOB: 0 BB: 0 P: 12	R: 0 E: 0 K: 2 S: 12	H: 0 LOB: 1 BB: 1 P: 18	R: 0 E: 0 K: 0 S: 9	H: 2 LOB: 2 BB: 0 P: 11	1B: 4 2B: 3 3B: 0 HR: 0	SF: 0 SAC: 0 DP: 1 HBP: 3	WP: 0 PB: 0 SB: 0 CS: 0	PA: 39
PITCHER	IP WLS BF H R ER SO BB IBB HBP BLK WP HR S P ERA WHIP																			
Tim Hudson, R ERA: 2.8 (1, 1)	7.0 W 30 5 1 1 5 2 0 3 0 0 0 74 119 1.29 1.000																			
Chris Hammond, L ERA: 4.61 (8, 1)	1.0 H 4 0 0 0 2 1 0 0 0 0 0 0 12 18 0.00 1.000																			
58 Justin Duchscherer, R ERA: 1.75 (9, 1)	1.0 5 2 0 0 0 0 0 0 0 0 0 0 9 11 0.00 2.000																			

Pittsburgh Pirates @ Oakland Athletics
Network Associates Coliseum, Oakland, CA
Fri Jun 11 2004, 10:05 PM EDT
Att. 23,435 - Cloudy - 64 F

livebaseballscorecards.com

AB	33
R	1
H	7
RBI	1
BB	3
SO	7
LOB	17



Batter	1	2	3	4	5	6	7	8	9	AB	R	H	RBI	BB	SO	LOB
Eric Byrnes, R (1, 7) OBP: 0.367, SLG: 0.462	2-3 K		1-0 G6-3			3-2 G5-3	3-3 K	3-3 K		5	0	0	0	0	3	5
21 Mark Kotsay, L (1, 8) OBP: 0.344, SLG: 0.371	4-1 BB			2-1 G6-3		1-1 G4-3	3-2 G4-3			3	0	0	0	1	0	2
Jermaine Dye, R (1, 9) OBP: 0.339, SLG: 0.496	1-3 K			1-0 P6		1-3 K		1-3 K		4	0	0	0	0	3	1
Scott Hatteberg, L (1, 3) OBP: 0.398, SLG: 0.492	1-2 G4-3			3-2 P5			4-2 7 HBP 1B BB	2-2 BB 1B		3	2	1	0	1	0	1
Erubiel Durazo, L (1, 10) OBP: 0.386, SLG: 0.514		1-1 G6-4-3 HBP			0-1 7 1B SF8 2B		0-2 1B 7 HBP WP 1B	4-2 1B BB		2	3	2	0	1	0	0
7 Bobby Crosby, R (1, 6) OBP: 0.322, SLG: 0.465		1-1 F8			3-1 FC5-4 1B		3-1 WP 1B 1B HBP	0-3 K		3	1	1	0	0	1	3
Damian Miller, R (1, 2) OBP: 0.352, SLG: 0.453		1-0 G6-4-3 1-2f			2-1 SF8		1-1 1B WP 1B	4-1 BB 1B		2	0	1	2	1	0	1
Marco Scutaro, R (1, 4) OBP: 0.332, SLG: 0.401			3-1 F8		0-0 FC5-4 1-2f		1-1 1B	2-2 BB 1B		4	0	2	2	0	0	1
Esteban German, R (1, 5) OBP: 0.267, SLG: 0.185			1-3 K		0-0 L8		1-3 2-H 3-H 1B	1-2 2-3 3-H 1B		3	0	0	1	1	2	3

Inning Stats	R: 0	H: 0	E: 0	K: 2	S: 11	R: 0	H: 0	E: 0	K: 0	S: 4	R: 0	H: 0	E: 0	K: 1	S: 6	R: 0	H: 0	E: 0	K: 0	S: 6	R: 1	H: 2	E: 0	K: 0	S: 8	R: 0	H: 0	E: 0	K: 1	S: 14	R: 3	H: 3	E: 0	K: 2	S: 19	R: 2	H: 2	E: 0	K: 3	S: 22
	LOB: 1	BB: 1	LOB: 0	BB: 0	P: 19	LOB: 0	BB: 0	LOB: 0	BB: 0	P: 7	LOB: 0	BB: 0	LOB: 0	BB: 0	P: 11	LOB: 1	BB: 0	LOB: 0	BB: 0	P: 13	LOB: 0	BB: 0	LOB: 0	BB: 0	P: 19	LOB: 2	BB: 1	LOB: 2	BB: 1	P: 36	LOB: 3	BB: 3	LOB: 3	BB: 3	P: 42					


PITCHER	IP	WLS	BF	H	R	ER	SO	BB	IBB	HBP	BLK	WP	HR	S	P	ERA	WHIP
Kris Benson, R (1, 1) ERA: 5.42	6.0	L	24	3	4	4	4	2	0	0	0	0	0	55	94	6.00	0.833
Brian Meadows, R (7, 1) ERA: 2.94	1.0		5	2	0	0	2	0	0	0	0	1	0	13	23	0.00	2.000
34 John Grabow, L (8, 1) ERA: 3.55	0.2		4	1	2	2	2	1	0	0	0	0	0	13	20	27.00	3.000
Mark Corey, R (8, 1) ERA: 4.91	0.1		4	1	0	0	1	2	0	0	0	0	0	9	22	0.00	9.000

BOTTOM

Pittsburgh Pirates @ Oakland Athletics
 Network Associates Coliseum, Oakland, CA

livebaseballscorecards.com

AB	29
R	6
H	7
RBI	5
BB	5
SO	9
LOB	17



1B: 6	SF: 1	WP: 1	PA: 37
2B: 1	SAC: 0	PB: 0	
3B: 0	DP: 1	SB: 0	
HR: 0	HBP: 2	CS: 0	

Fri Jun 11 2004, 10:05 PM EDT
 Att. 23,435 - Cloudy - 64 F

Batter	1	2	3	4	5	6	7	8	9	AB R H RBI BB SO LOB	TOP																								
18 Jason Kendall, R OBP: 0.403, SLG: 0.381 (1, 2)	4-1 G1-6-3 BB		1-2 2 B2-3 1B		1-3 K	0-3 K		3-2 SH1-3 G5-3 HBP	3-2 F9	4 1 1 1 1 2 3																									
2 Jack Wilson, R OBP: 0.359, SLG: 0.496 (1, 6)	3-2 F7		0-0 B2-3 1-1f		3-3 K	0-0 1B		2-2 G5-3 SH1-3 1B		5 0 2 1 0 1 4																									
Jason Bay, R OBP: 0.349, SLG: 0.506 (1, 7)	0-0 G1-6-3 1-2f		1-0 1B		2-2 1B HR	0-2 1B		1-1 SH1-3		4 1 3 2 0 0 1																									
Craig Wilson, R OBP: 0.418, SLG: 0.600 (1, 10)		2-2 L7	4-2 1B		4-0 1B HR	1-1 FC4		0-2 G5-3		3 1 0 1 2 0 3																									
Rob Mackowiak, L OBP: 0.335, SLG: 0.503 (1, 8) (9, 3)		1-2 1B	1-0 G4-3		2-1 1B HR		0-3 K	2-2 F9		5 1 2 0 0 1 3																									
Ruben Mateo, R OBP: 0.393, SLG: 0.636 (1, 9)		2-3 K		1-0 G3	2-1 HR		4-0 G1-6-3 1B BB		0-1 HR	4 3 2 5 1 1 1																									
Daryle Ward, L OBP: 0.339, SLG: 0.560 (1, 3) Tike Redman, L OBP: 0.282, SLG: 0.314 (9, PR) (9, 8)	1-1 SAFE P6		2-2 G4-3		1-1 P2		2-2 G1-6-3	2-2 2B		5 0 1 0 0 0 2 0 0 0 0 0 0 0	AB 39 R 11 H 16 RBI 11 BB 4 SO 6 LOB 20																								
Chris Stynes, R OBP: 0.258, SLG: 0.279 (1, 5)			3-1 1B 1B		1-2 G4-3		1-2 SH5-3 2 1B	1-2 FC5-4 1B	0-0 B2	5 2 3 1 0 0 1																									
Jose Castillo, R OBP: 0.317, SLG: 0.349 (1, 4)			0-0 1B 1B		1-1 2 WP 2B 1B		0-0 SAFE SH5-3	0-0 FC5-4	2-3 K	4 2 2 0 0 1 2																									
Inning Stats	R: 0 E: 0 K: 0 S: 5	H: 0 LOB: 0 BB: 1 P: 12	R: 0 E: 0 K: 1 S: 16	H: 1 LOB: 1 BB: 0 P: 22	R: 2 E: 0 K: 0 S: 12	H: 4 LOB: 2 BB: 1 P: 22	R: 0 E: 0 K: 0 S: 8	H: 0 LOB: 0 BB: 0 P: 12	R: 5 E: 0 K: 2 S: 19	H: 4 LOB: 0 BB: 1 P: 35	R: 1 E: 0 K: 1 S: 13	H: 3 LOB: 2 BB: 0 P: 15	R: 1 E: 0 K: 1 S: 14	H: 1 LOB: 1 BB: 1 P: 21	R: 1 E: 0 K: 0 S: 19	H: 1 LOB: 1 BB: 0 P: 27	R: 1 E: 0 K: 1 S: 15	H: 2 LOB: 1 BB: 0 P: 22	1B: 12 2B: 3 3B: 0 HR: 2	SF: 0 SAC: 2 DP: 2 HBP: 1	WP: 1 PB: 0 SB: 0 CS: 0	PA: 46													
PITCHER	IP WLS BF H R ER SO BB IBB HBP BLK WP HR S P ERA WHIP																				PITCHER	IP WLS BF H R ER SO BB IBB HBP BLK WP HR S P ERA WHIP													
Mark Redman, L ERA: 4.52 (1, 1)	5.0	25	9	7	7	3	3	0	0	0	1	1	60	103	12.60	2.400																			
Chad Bradford, R ERA: 4.33 (6, 1)	1.0	6	3	1	1	1	0	0	0	0	0	0	13	15	9.00	3.000																			
Ricardo Rincon, L ERA: 6.46 (7, 1)	0.2	3	0	1	1	1	1	0	0	0	0	0	9	15	13.50	1.500																			
58 Justin Duchscherer, R ERA: 1.93 (7, 1)	1.1	7	2	1	1	0	0	0	1	0	0	0	24	33	6.75	1.500																			
Arthur Rhodes, L ERA: 4.21 (9, 1)	1.0	W	5	2	1	1	1	0	0	0	0	1	15	22	9.00	2.000																			

Pittsburgh Pirates @ Oakland Athletics
Network Associates Coliseum, Oakland, CA

Sat Jun 12 2004, 4:05 PM EDT
Att. 24,606 - Sunny - 65 F

livebaseballscorecards.com



Batter	1	2	3	4	5	6	7	8	9	AB	R	H	RBI	BB	SO	LOB
Eric Byrnes, R OBP: 0.371, SLG: 0.495 (1, 7) C B X	1-1 HR		0-0 HR	3-2 F7		0-1 G6-3		1-0 1B 21 1B	0-1 F9	6	3	3	2	0	0	2
Mark McLemore, S OBP: 0.385, SLG: 0.321 (1, 5) B B F B C B	4-2 G5-4-3 BB		3-2 F7	0-0 F8		1-1 G3		2-2 BB 21 1B SF7 1B	4-0 1B 21 IBB	4	1	1	0	2	0	1
21 Mark Kotsay, L OBP: 0.353, SLG: 0.381 (1, 8) F X	0-1 P2		2-2 1B 2B			2-2 E8 2B 1B		2-2 BB 1B 1B	4-0 1B IBB	5	3	3	1	1	0	1
Jermaine Dye, R OBP: 0.350, SLG: 0.504 (1, 9) B F C B F X	2-2 G5-4-3 1-2f		4-1 1B BB			0-0 G4-3 G4-3 2B		1-2 1B 1B	4-2 7 2B BB 1B	4	2	3	2	2	0	1
Scott Hatteberg, L OBP: 0.394, SLG: 0.487 (1, 3) C T C X		1-3 K	0-2 F8			0-0 G4-3		1-1 1B	1-1 SF7	4	0	1	1	0	1	3
Erubiel Durazo, L OBP: 0.391, SLG: 0.513 (1, 10) B B C B B B B B X		4-2 7 E BB	0-0 1B			2-2 G4-3		3-3 K	2-2 7 2B 1B	4	1	2	3	1	1	2
7 Bobby Crosby, R OBP: 0.329, SLG: 0.476 (1, 6) B X		1-0 E4 1-H 2B	1-2 G5-3			4-2 FC5-4 BB		0-1 P4	0-1 1-3 2-H 2B	4	0	2	2	1	0	4
Damian Miller, R OBP: 0.347, SLG: 0.442 (1, 2) B S B B B B B X		4-2 L3 BB		0-0 F8		1-0 FC5-4			K P4	4	0	0	0	1	1	3
Marco Scutaro, R OBP: 0.339, SLG: 0.434 (1, 4) B B L B B X		2-2 L3		1-0 2B				2-1 G5-3	1-2 HR	5	2	3	1	0	0	2

Inning Stats	R: 1	H: 1	E: 0	K: 0	S: 10	LOB: 0	BB: 1	P: 17	R: 1	H: 1	E: 1	K: 1	S: 11	LOB: 1	BB: 2	P: 23	R: 2	H: 3	E: 0	K: 0	S: 16	LOB: 2	BB: 1	P: 26	R: 0	H: 1	E: 0	K: 0	S: 6	LOB: 1	BB: 1	P: 10	R: 2	H: 2	E: 1	K: 0	S: 12	LOB: 1	BB: 1	P: 21	R: 0	H: 0	E: 0	K: 0	S: 6	LOB: 0	BB: 0	P: 9	R: 0	H: 2	E: 0	K: 1	S: 11	LOB: 2	BB: 0	P: 16	R: 5	H: 6	E: 0	K: 1	S: 30	LOB: 2	BB: 1	P: 46	R: 1	H: 2	E: 0	K: 0	S: 5	LOB: 3	BB: 2	P: 15	1B: 9	SF: 1	2B: 7	SAC: 0	3B: 0	DP: 2	HR: 3	HBP: 0	WP: 0	PA: 49
--------------	------	------	------	------	-------	--------	-------	-------	------	------	------	------	-------	--------	-------	-------	------	------	------	------	-------	--------	-------	-------	------	------	------	------	------	--------	-------	-------	------	------	------	------	-------	--------	-------	-------	------	------	------	------	------	--------	-------	------	------	------	------	------	-------	--------	-------	-------	------	------	------	------	-------	--------	-------	-------	------	------	------	------	------	--------	-------	-------	-------	-------	-------	--------	-------	-------	-------	--------	-------	--------

PITCHER	IP	WLS	BF	H	R	ER	SO	BB	IBB	HBP	BLK	WP	HR	S	P	ERA	WHIP
Ryan Vogelsong, R ERA: 7.93 (1, 1)	4.0		22	8	6	6	1	4	0	0	0	0	2	48	83	13.50	3.000
Michael Gonzalez, L ERA: 2.6 (5, 1)	0.2		3	0	0	0	0	1	0	0	0	0	0	6	12	0.00	1.500
Brian Meadows, R ERA: 2.6 (5, 1)	1.2		6	1	0	0	0	0	0	0	0	0	0	11	16	0.00	0.600
37 Mike Johnston, L ERA: 3.54 (7, 1)	0.1	H	2	1	0	0	1	0	0	0	0	0	0	5	9	0.00	3.000
16 Salomon Torres, R ERA: 3.0 (7, 1)	0.1	H	1	0	0	0	0	0	0	0	0	0	0	2	2	0.00	0.000


BOTTOM

Pittsburgh Pirates @ Oakland Athletics
Network Associates Coliseum, Oakland, CA

Sat Jun 12 2004, 4:05 PM EDT
Att. 24,606 - Sunny - 65 F

livebaseballscorecards.com

AB	40
R	12
H	18
RBI	12
BB	8
SO	3
LOB	19



Batter	1	2	3	4	5	6	7	8	9	AB R H RBI BB SO LOB	TOP
18 Jason Kendall, R OBP: 0.401, SLG: 0.376 (1, 2) C X	0-1 F8			2-2 F8	4-1 BB			2-1 G1-3		3 0 0 0 1 0 0	
2 Jack Wilson, R OBP: 0.363, SLG: 0.504 Abraham Nunez, S OBP: 0.288, SLG: 0.377 (1, 6) B X	2-0 L9			1-0 G5-3 3B	4-0 BB			0-0 G6-3		2 1 1 0 1 0 0 1 0 0 0 0 0 0	
Jason Bay, R OBP: 0.333, SLG: 0.481 (1, 7) B C B F S	2-3 K			0-1 G5-3	2-3 K			1-3 K		4 0 0 1 0 3 2	
Craig Wilson, R OBP: 0.415, SLG: 0.607 (1, 10)				0-0 HR				1-2 G6-3		4 1 1 1 0 0 0	
Ruben Mateo, R OBP: 0.387, SLG: 0.600 Bobby Hill, S OBP: 0.344, SLG: 0.333 (1, 9) B C B T S				0-0 1B				0-0 G4-3		3 0 1 0 0 2 0 1 0 0 0 0 0 0	
Rob Mackowiak, L OBP: 0.332, SLG: 0.497 Tike Redman, L OBP: 0.260, SLG: 0.311 (1, 8) C B T S				0-1 G6-3				3-2 G4-3		2 0 0 0 0 1 1 2 0 0 0 0 0 0	
Daryle Ward, L OBP: 0.338, SLG: 0.580 (1, 3) X T C				0-2 G1-3				1-0 G4-3		3 1 1 1 0 0 0	
Chris Stynes, R OBP: 0.252, SLG: 0.272 (1, 5) C X				0-1 F8				3-2 F8		3 0 0 0 0 0 0	
Jose Castillo, R OBP: 0.310, SLG: 0.341 (1, 4) B C B S				2-3 K				0-1 G5-3		3 0 0 0 0 1 0	
Inning Stats	R: 0 H: 0 E: 0 LOB: 0 K: 1 BB: 0 S: 6 P: 10	R: 0 H: 0 E: 0 LOB: 0 K: 2 BB: 0 S: 8 P: 13	R: 0 H: 0 E: 0 LOB: 0 K: 1 BB: 0 S: 8 P: 10	R: 2 H: 3 E: 0 LOB: 1 K: 0 BB: 0 S: 11 P: 14	R: 1 H: 1 E: 0 LOB: 2 K: 1 BB: 2 S: 9 P: 22	R: 0 H: 0 E: 0 LOB: 0 K: 1 BB: 0 S: 7 P: 9	R: 0 H: 0 E: 0 LOB: 0 K: 0 BB: 0 S: 6 P: 10	R: 0 H: 0 E: 0 LOB: 0 K: 1 BB: 0 S: 7 P: 11	1B: 1 SF: 0 2B: 0 SAC: 0 3B: 1 DP: 0 HR: 2 HBP: 0	WP: 0 PA: 33 PB: 0 SB: 0 CS: 0	
PITCHER	IP WLS BF H R ER SO BB IBB HBP BLK WP HR S P ERA WHIP										
Mark Mulder, L ERA: 2.97 (1, 1)	8.0 W 30 4 3 3 7 2 0 0 0 0 0 2 61 97 3.38 0.750										
Jim Mecir, R ERA: 5.24 (9, 1)	1.0 3 0 0 0 0 0 0 0 0 0 0 0 7 11 0.00 0.000										

Pittsburgh Pirates @ Oakland Athletics
Network Associates Coliseum, Oakland, CA
Sun Jun 13 2004, 4:05 PM EDT
Att. 34,328 - Sunny - 69 F

livebaseballscorecards.com

AB	31
R	3
H	4
RBI	3
BB	2
SO	7
LOB	3



Batter	1	2	3	4	5	6	7	8	9
Eric Byrnes, R OBP: 0.379, SLG: 0.513 (1, 7) (7, 8)	0-3 1-2f	2-1 G6-4-3 1-2f		3-1 HR	4-2 21 1B BB	0-2 FC6-4 1B 2-H 3-H		1-1 G6-4-3 1B 1-2	
Mark McLemore, S OBP: 0.386, SLG: 0.305 Esteban German, R OBP: 0.258, SLG: 0.179 (1, 5) (7, 5)	3-1 F7		4-1 21 1B SF7 BB	1-3 K	4-1 21 1B BB	0-0 FC6-4 1-2f		0-0 G6-4-3 1-2f	
21 Mark Kotsay, L OBP: 0.364, SLG: 0.393 23 Bobby Kielty, S OBP: 0.322, SLG: 0.419 (1, 8) (7, 7)	2-2 1B		0-1 S BB 1B FC3-2-5-1						
Jermaine Dye, R OBP: 0.358, SLG: 0.517 (1, 9)	3-2 1B 1-3		4-0 FC3-2-5-1 1-2 2-3 BB						
Scott Hatteberg, L OBP: 0.395, SLG: 0.505 Eric Karros, R OBP: 0.224, SLG: 0.295 (1, 3) (7, PH) (8, 3)	0-1 G4-3		0-1 SF7						
Erubiel Durazo, L OBP: 0.395, SLG: 0.521 (1, 10)		2-2 7 F9 17 E 2B	3-1 FC3-2-5-1 1-3 2-H						
7 Bobby Crosby, R OBP: 0.321, SLG: 0.464 (1, 6)		1-0 F9	2-1 F9						
17 Adam Melhuse, S OBP: 0.321, SLG: 0.458 (1, 2)		1-2 E4 1B 3-H		0-3 K	2-1 HR	4-0 G3 1B BB		4-2 1B BB	
Marco Scutaro, R OBP: 0.335, SLG: 0.428 (1, 4)		0-1 G6-4-3 1B 1-2		1-3 K	0-0 F7	1-2 G3 1-2 2-3		2-3 K	

AB R H RBI BB SO LOB

5	2	3	3	1	1	2
3	1	0	0	2	1	1
1	0	0	0	0	0	2
4	1	4	1	0	0	0
1	0	0	0	0	0	0
4	2	3	0	1	0	2
3	2	2	3	0	0	2
1	0	1	1	0	0	0
5	2	3	0	0	1	3
5	1	0	0	0	1	8
3	2	1	5	2	1	0
5	0	1	0	0	2	3

AB 40
R 13
H 18
RBI 13
BB 6
SO 7
LOB 23



1B: 13 SF: 1
2B: 1 SAC: 0
3B: 1 DP: 2
HR: 3 HBP: 0
WP: 0 PA: 47
PB: 0
SB: 1
CS: 0

PITCHER	IP	WLS	BF	H	R	ER	SO	BB	IBB	HBP	BLK	WP	HR	S	P	ERA	WHIP
Kip Wells, R ERA: 5.25 (1, 1)	4.1	L	26	11	8	8	5	2	0	0	0	0	2	71	113	16.61	3.000
34 John Grabow, L ERA: 4.67 (5, 1)	1.2		12	4	4	4	0	3	0	0	0	0	1	29	48	21.60	4.200
37 Mike Johnston, L ERA: 3.8 (7, 1)	1.0		5	2	1	1	1	0	0	0	0	0	0	12	21	9.00	2.000
Michael Gonzalez, L ERA: (8, 1)	1.0		4	1	0	0	1	1	0	0	0	0	0	9	16	0.00	2.000

Pittsburgh Pirates @ Oakland Athletics
Network Associates Coliseum, Oakland, CA
Sun Jun 13 2004, 4:05 PM EDT
Att. 34,328 - Sunny - 69 F

Batter	1	2	3	4	5	6	7	8	9	AB R H RBI BB SO LOB	TOP																			
9 Chone Figgins, S OBP: 0.357, SLG: 0.473 (1, 5)	0-2 27 G6-3 1B		1-1 1-2 1B		2-0 F9		2-3 K		2-2 1-H 3-H 2B	5 0 3 2 0 1 1	Anaheim Angels @ Pittsburgh Pirates PNC Park, Pittsburgh, PA Tue Jun 15 2004, 7:05 PM EDT Att. 19,035 - Overcast - 75 F																			
Alfredo Amezaga, S OBP: 0.206, SLG: 0.153 (1, 6)	0-1 F8		0-3 K		0-3 K		3-2 G4-3		1-1 G6-3	5 0 0 0 0 2 5																				
27 Vladimir Guerrero, R OBP: 0.395, SLG: 0.597 (1, 9)	0-0 G6-3 1-2f		0-1 F7		2-2 16 HR 2B				0-0 G6-3	4 1 1 0 0 0 3																				
16 Garret Anderson, L OBP: 0.391, SLG: 0.543 (1, 8)		0-0 F7		1-3 K		0-0 2-H HR 2B		0-1 G6-4-3 1B		4 1 2 2 0 1 0																				
Jose Guillen, R OBP: 0.363, SLG: 0.509 (1, 7)		2-3 K		1-3 K		0-3 K		0-0 G6-4-3 1-2f		4 0 0 0 0 3 1																				
Darin Erstad, L OBP: 0.307, SLG: 0.348 (1, 3)		1-2 2B		4-0 BB		0-0 L8			0-1 FC4-6 9 2B 1B	3 1 2 0 1 0 0																				
José Molina, R OBP: 0.289, SLG: 0.373 (1, 2)		1-0 F9		1-2 P4		0-0 1B			0-0 SH5-3 1-2	3 0 1 0 0 0 2																				
Adam Kennedy, L OBP: 0.291, SLG: 0.308 (1, 4)			0-2 P6		1-0 SH5-3 1B		0-3 K		4-2 FC4-6 BB	3 0 1 0 1 1 1																				
Jarrod Washburn, L OBP: 1.000, SLG: 1.000 (1, 1)			0-1 9 1B		0-0 SH5-3		3-1 G5-3		0-0 FC4-6 9 S 2B	1 0 1 0 0 0 0																				
39 Robb Quinlan, R OBP: 0.366, SLG: 0.333 (7, PH)									1-2f 2-3	1 0 0 0 0 0 0																				
62 Scot Shields, R (7, 1)										0 0 0 0 0 0 0																				
Jeff DaVanon, S OBP: 0.408, SLG: 0.451 (9, PH)										1 1 0 0 0 0 2																				
Francisco Rodriguez, R (9, 1)										0 0 0 0 0 0 0																				
Inning Stats	R: 0 E: 0 K: 0 S: 6	H: 1 LOB: 0 BB: 0 P: 6	R: 0 E: 0 K: 1 S: 11	H: 1 LOB: 1 BB: 0 P: 15	R: 0 E: 0 K: 1 S: 14	H: 2 LOB: 2 BB: 0 P: 15	R: 0 E: 0 K: 2 S: 9	H: 0 LOB: 1 BB: 1 P: 16	R: 0 E: 0 K: 1 S: 6	H: 1 LOB: 1 BB: 0 P: 9	R: 2 E: 0 K: 2 S: 15	H: 3 LOB: 1 BB: 0 P: 17	R: 0 E: 0 K: 1 S: 10	H: 0 LOB: 0 BB: 0 P: 18	R: 0 E: 0 K: 0 S: 4	H: 1 LOB: 0 BB: 0 P: 4	R: 2 E: 0 K: 0 S: 12	H: 2 LOB: 1 BB: 1 P: 19	1B: 7 2B: 3 3B: 0 HR: 1	SF: 0 SAC: 2 DP: 2 HBP: 0	WP: 0 PB: 0 SB: 1 CS: 0	PA: 38								
PITCHER Oliver Pérez, L ERA: 3.63 (1, 1)	IP 7.0	WLS 29	H 8	R 2	ER 2	SO 8	BB 1	IBB 0	HBP 0	BLK 0	WP 0	HR 1	S 71	P 96	ERA 2.57	WHIP 1.286														
16 Salomon Torres, R ERA: 3.34 (8, 1)	IP 2.0	L 9	H 3	R 2	ER 2	SO 0	BB 1	IBB 0	HBP 0	BLK 0	WP 0	HR 0	S 16	P 23	ERA 9.00	WHIP 2.000														

livebaseballscorecards.com

AB	34
R	4
H	11
RBI	4
BB	2
SO	8
LOB	15



Batter	1	2	3	4	5	6	7	8	9	AB	R	H	RBI	BB	SO	LOB	
18 Jason Kendall, R OBP: 0.394, SLG: 0.369 (1, 2)	0-1 F8		2-2 F9			2-2 G6-3		0-0 F7		4	0	0	0	0	0	0	
2 Jack Wilson, R OBP: 0.361, SLG: 0.500 (1, 6)	2-2 P6		2-1 G5-3			3-2 F8		1-2 1B		4	0	1	0	0	0	0	
Jason Bay, R OBP: 0.319, SLG: 0.459 (1, 7)	1-3 K		2-3 K			1-3 K		1-3 K		4	0	0	0	0	4	1	
Craig Wilson, R OBP: 0.413, SLG: 0.614 (1, 9)		0-0 HR		2-2 P3			2-2 E5 1B		0-3 K	4	2	1	1	0	1	0	
Ruben Mateo, R OBP: 0.364, SLG: 0.556 (1, 8)		0-1 F9		2-2 G4-3			2-1 F7		1-0 2B	2	0	0	0	0	0	0	
Rob Mackowiak, L OBP: 0.333, SLG: 0.503 (7, PH) (8, 8)										2	0	1	0	0	0	1	
Daryle Ward, L OBP: 0.328, SLG: 0.561 (1, 3)		1-1 P6		2-1 G6-3			1-1 P6		1-2 F9	4	0	0	0	0	0	2	
Bobby Hill, S OBP: 0.349, SLG: 0.339 (1, 5)		1-2 2B 1B				0-0 G6-3		1-1 2H 1B		3-2 F7	4	0	2	1	0	0	1
Jose Castillo, R OBP: 0.310, SLG: 0.348 (1, 4)		1-1 2B		0-3 K			0-2 SAFE K			3	0	1	0	0	2	1	
16 Salomon Torres, R (8, 1)		1-3 2B								0	0	0	0	0	0	0	
Oliver Pérez, L OBP: 0.238, SLG: 0.200 (1, 1)		2-2 G4-3				1-2 F7			0-3 K	2	0	0	0	0	0	2	
Abraham Nunez, S OBP: 0.284, SLG: 0.372 (8, 4)										1	0	0	0	0	1	0	

Inning Stats		R: 0	H: 0	E: 0	K: 1	S: 10	R: 1	H: 3	E: 0	K: 0	S: 15	R: 0	H: 0	E: 0	K: 1	S: 9	R: 0	H: 0	E: 0	K: 1	S: 10	R: 0	H: 0	E: 0	K: 1	S: 12	R: 1	H: 1	E: 1	K: 1	S: 13	R: 0	H: 1	E: 0	K: 2	S: 11	R: 0	H: 1	E: 0	K: 1	S: 11	1B: 3	SF: 0	2B: 2	3B: 0	HR: 1	WP: 0	PA: 34
PITCHER		IP	WLS	BF	H	R	ER	SO	BB	IBB	HBP	BLK	WP	HR	S	P	ERA	WHIP	PITCHER		IP	WLS	BF	H	R	ER	SO	BB	IBB	HBP	BLK	WP	HR	S	P	ERA	WHIP											
Jarrod Washburn, L ERA: 5.31 (1, 1)		6.0		21	3	1	1	4	0	0	0	0	0	1	65	92	1.50	0.500	Jarrod Washburn, L ERA: 5.31 (1, 1)		6.0		21	3	1	1	4	0	0	0	0	0	1	65	92	1.50	0.500											
62 Scot Shields, R ERA: 2.82 (7, 1)		2.0	W	9	2	1	0	3	0	0	0	0	0	0	24	32	0.00	1.000	62 Scot Shields, R ERA: 2.82 (7, 1)		2.0	W	9	2	1	0	3	0	0	0	0	0	24	32	0.00	1.000												
Francisco Rodríguez, R ERA: 1.22 (9, 1)		1.0	S	4	1	0	0	1	0	0	0	0	0	0	11	16	0.00	1.000	Francisco Rodríguez, R ERA: 1.22 (9, 1)		1.0	S	4	1	0	0	1	0	0	0	0	11	16	0.00	1.000													

BOTTOM

Anaheim Angels @ Pittsburgh Pirates
PNC Park, Pittsburgh, PA
Tue Jun 15 2004, 7:05 PM EDT
Att. 19,035 - Overcast - 75 F

livebaseballscorecards.com

AB	34
R	2
H	6
RBI	2
BB	0
SO	8
LOB	8



Batter	1	2	3	4	5	6	7	8	9	AB R H RBI BB SO LOB	TOP														
9 Chone Figgins, S OBP: 0.350, SLG: 0.462 (1, 5) C B F B F X	2-2 G4-3 ①			1-1 G3 ①	2-1 FC4-2 1B ②		0-1 G3 ③		2-3 K ②	5 0 0 0 0 1 5															
Adam Kennedy, L OBP: 0.293, SLG: 0.311 (1, 4) C X	1-1 27 G6-4-3 1B			3-1 F7 ②	3-2 27 S 1B ③-H			1-3 K ①	3-3 K ③	5 0 2 1 0 2 2															
27 Vladimir Guerrero, R OBP: 0.396, SLG: 0.599 (1, 9) B X	1-0 G6-4-3 ② ③ 1-2f			1-1 1B 2B	2-3 K ③			0-0 2B 1B		4 2 2 0 0 1 3															
16 Garret Anderson, L OBP: 0.396, SLG: 0.536 (1, 8) B C X		1-1 G6-4-3 1B		4-0 1B IBB		3-3 K ①		2-3 K ②		3 0 1 0 1 2 1															
Jose Guillen, R OBP: 0.365, SLG: 0.513 (1, 7) C X		0-1 P3 ①		1-0 1B ②-H		1-2 G5-3 ②		2-0 1-H 2B		4 0 2 2 0 0 1															
Darin Erstad, L OBP: 0.299, SLG: 0.338 (1, 3) 1 SAFE F B X		1-1 G6-4-3 ② ③ 1-2f		3-2 F7 ③		2-2 G1-3 ③		1-1 G3 ③		4 0 0 0 0 0 4															
Josh Paul, R OBP: 0.304, SLG: 0.200 (1, 2) X			0-0 F9 ①		2-2 2B 9 FC4-2 1B		0-1 G1-3 ①		4-1 SH1-4 39 1B BB	3 0 1 0 1 0 0															
Alfredo Amezaga, S OBP: 0.215, SLG: 0.180 (1, 6) B F B X			2-1 G4-3 ②		3-2 1 SAFE 1B 2B ③		0-1 E4		1-2 SH1-4 1B	2 1 1 0 0 0 0 2 0 1 0 0 0 0															
39 Robb Quinlan, R OBP: 0.372, SLG: 0.342 (7, PH) (7, 5)									1-2 1B																
41 John Lackey, R (1, 1)			2-2 G4-3 ③		3-3 K ①		0-3 K ②		3-1 SH1-4 ①	2 0 0 0 0 1 2 1 0 0 0 0 1 1 0 0 0 0 0 0 0 0 0 0 0 0 0 0															
Tim Salmon, R OBP: 0.304, SLG: 0.325 (7, PH)																									
Derrick Turnbow, R (7, 1)																									
David Eckstein, R OBP: 0.355, SLG: 0.360 (9, PH)									1-2 2-3																
Inning Stats	R: 0 E: 0 K: 0 S: 7	H: 1 LOB: 0 BB: 0 P: 11	R: 0 E: 0 K: 0 S: 6	H: 1 LOB: 0 BB: 0 P: 8	R: 0 E: 0 K: 0 S: 6	H: 0 LOB: 0 BB: 0 P: 10	R: 1 E: 0 K: 0 S: 10	H: 2 LOB: 2 BB: 1 P: 23	R: 1 E: 0 K: 2 S: 21	H: 3 LOB: 2 BB: 0 P: 36	R: 0 E: 0 K: 1 S: 9	H: 0 LOB: 0 BB: 0 P: 15	R: 0 E: 1 K: 1 S: 9	H: 0 LOB: 1 BB: 0 P: 9	R: 1 E: 0 K: 2 S: 10	H: 2 LOB: 1 BB: 0 P: 16	R: 0 E: 0 K: 2 S: 14	H: 1 LOB: 2 BB: 1 P: 27	1B: 7 2B: 3 3B: 0 HR: 0	SF: 0 SAC: 1 DP: 2 HBP: 0	WP: 0 PB: 0 SB: 1 CS: 0	PA: 38			
PITCHER	IP	WLS	BF	H	R	ER	SO	BB	IBB	HBP	BLK	WP	HR	S	P	ERA	WHIP								
Josh Fogg, R ERA: 6.57 (1, 1)	5.0	W	21	7	2	2	2	0	1	0	0	0	0	50	88	3.60	1.400								
34 John Grabow, L ERA: 4.5 (6, 1)	1.0	H	3	0	0	0	1	0	0	0	0	0	0	9	15	0.00	0.000								
Brian Meadows, R ERA: 2.72 (7, 1)	1.0	H	4	0	0	0	1	0	0	0	0	0	0	9	9	0.00	0.000								
16 Salomon Torres, R ERA: 3.5 (8, 1)	1.0	H	5	2	1	1	2	0	0	0	0	0	0	10	16	9.00	2.000								
Jose Mesa, R ERA: 2.77 (9, 1)	1.0	S	5	1	0	0	2	1	0	0	0	0	0	14	27	0.00	2.000								

Anaheim Angels @ Pittsburgh Pirates
PNC Park, Pittsburgh, PA
Wed Jun 16 2004, 7:05 PM EDT
Att. 22,404 - Overcast - 69 F

AB	35
R	3
H	10
RBI	3
BB	2
SO	8
LOB	19



livebaseballscorecards.com

Batter	1	2	3	4	5	6	7	8	9
18 Jason Kendall, R OBP: 0.392, SLG: 0.364	3-2 G6-3		0-1 F9		2-0 FC6-4 HR		4-0 G6-3 BB		
2 Jack Wilson, R OBP: 0.360, SLG: 0.496	1-3 K			0-0 F8	3-2 HR 1B		0-2 G6-3		
Daryle Ward, L OBP: 0.333, SLG: 0.583	1-2 G1-3			2-1 1B	0-0 HR		0-0 G4-3		
Craig Wilson, R OBP: 0.407, SLG: 0.603		0-0 P6		2-3 K	1-3 K		0-0 G6-3		
Rob Mackowiak, L OBP: 0.332, SLG: 0.497		1-1 G6-3		3-3 K		0-2 F8-1-3 1B	0-1 G3-1		
Randall Simon, L OBP: 0.271, SLG: 0.244 Brian Meadows, R Jose Castillo, R OBP: 0.310, SLG: 0.348		2-2 F7			0-0 G4-3	0-0 F8-1-3			
Bobby Hill, S OBP: 0.357, SLG: 0.348 16 Salomon Torres, R Jose Mesa, R			2-1 FC4-6 1B		1-2 1B 1B	1-0 F8			
Tike Redman, L OBP: 0.261, SLG: 0.311			0-0 FC4-6 SH1-4		1-1 1B 18 FC6-4 1B		2-1 F7		
Josh Fogg, R Abraham Nunez, S OBP: 0.293, SLG: 0.380 34 John Grabow, L Chris Stynes, R OBP: 0.258, SLG: 0.278			0-0 SH1-4		0-1 18 FC6-4 1B		1-0 18 PB 1B		

Inning Stats	R: 0	H: 0	E: 0	K: 1	S: 10	LOB: 0	BB: 0	P: 15
	R: 0	H: 0	E: 0	K: 0	S: 8	LOB: 0	BB: 0	P: 11
	R: 0	H: 1	E: 0	K: 0	S: 6	LOB: 1	BB: 0	P: 8
	R: 0	H: 1	E: 0	K: 2	S: 10	LOB: 1	BB: 0	P: 17
	R: 5	H: 5	E: 0	K: 1	S: 19	LOB: 0	BB: 0	P: 27
	R: 0	H: 1	E: 0	K: 0	S: 5	LOB: 0	BB: 0	P: 6
	R: 0	H: 1	E: 0	K: 0	S: 7	LOB: 1	BB: 1	P: 13
	R: 0	H: 0	E: 0	K: 0	S: 4	LOB: 0	BB: 0	P: 4

PITCHER	IP	WLS	BF	H	R	ER	SO	BB	IBB	HBP	BLK	WP	HR	S	P	ERA	WHIP
41 John Lackey, R ERA: 5.51	6.0	L	25	8	5	5	4	0	0	0	0	0	1	58	84	7.50	1.333
Derrick Turnbow, R ERA:	2.0		7	1	0	0	0	1	0	0	0	0	0	11	17	0.00	1.000

AB	R	H	RBI	BB	SO	LOB
3	1	0	1	1	0	2
4	1	1	0	0	1	2
4	1	2	3	0	0	0
4	0	0	0	0	2	1
4	0	1	0	0	1	1
3	0	0	0	0	0	1
0	0	0	0	0	0	0
0	0	0	0	0	0	0
3	1	2	0	0	0	0
0	0	0	0	0	0	0
0	0	0	0	0	0	0
3	1	1	0	0	0	1
0	0	0	0	0	0	0
1	0	1	1	0	0	0
0	0	0	0	0	0	0
1	0	1	0	0	0	0


WP	PA
32	

AB	30
R	5
H	9
RBI	5
BB	1
SO	4
LOB	8



Anaheim Angels @ Pittsburgh Pirates
 PNC Park, Pittsburgh, PA
 Wed Jun 16 2004, 7:05 PM EDT
 Att. 22,404 - Overcast - 69 F

livebaseballscorecards.com

Batter	1	2	3	4	5	6	7	8	9	AB R H RBI BB SO LOB	TOP														
9 Chone Figgins, S OBP: 0.343, SLG: 0.454 (1, 5) (8, 6)	1-1 B1			1-2 G6-3		2-3 K		2-2 FC6		4 0 0 0 0 1 1															
Adam Kennedy, L OBP: 0.293, SLG: 0.310 (1, 4)	0-0 F8			2-3 K		2-0 F8			0-0 1B 16 1B	4 0 1 0 0 1 0															
27 Vladimir Guerrero, R OBP: 0.391, SLG: 0.590 (1, 9)	0-3 K			3-1 G5-3			0-0 F8		1-0 P3	4 0 0 0 0 1 1															
16 Garret Anderson, L OBP: 0.411, SLG: 0.557 (1, 8)		0-0 F7			0-1 1B 2B		2-0 E8 1B		0-1 1B 1-2	4 2 3 0 0 0 0															
Jose Guillen, R OBP: 0.363, SLG: 0.508 (1, 7)		0-1 G4-3			2-3 K		3-2 G1-6-3 1B		0-0 F9	4 0 1 1 0 1 3															
Darin Erstad, L OBP: 0.297, SLG: 0.336 (1, 3)		0-1 L8			1-2 G6-3 1B 2-H		0-0 G1-6-3 1-2f		1-0 G1-3	4 0 1 1 0 0 3															
José Molina, R OBP: 0.284, SLG: 0.366 Jeff DaVanon, S OBP: 0.405, SLG: 0.448 Josh Paul, R OBP: 0.304, SLG: 0.200 (1, 2) (8, PH) (8, 2)			1-3 K		0-0 G6-3			0-0 L8		2 0 0 0 0 1 1 1 0 0 0 0 0 0 0 0 0 0 0 0 0	AB 33 R 2 H 7 RBI 2 BB 0 SO 8 LOB 10														
Alfredo Amezaga, S OBP: 0.209, SLG: 0.175 39 Robb Quinlan, R OBP: 0.364, SLG: 0.333 (1, 6) (8, PH) (8, 5)			3-2 G3-1		0-3 K2-3			2-3 K2-3		2 0 0 0 0 1 1 1 0 0 0 0 1 0															
40 Bartolo Colon, R Tim Salmon, R OBP: 0.312, SLG: 0.333 Kevin Gregg, R (1, 1) (8, PH) (8, 1)			0-0 G3			1-3 K		1-2 FC6 9 1B		2 0 0 0 0 1 0 1 0 1 0 0 0 0 0 0 0 0 0 0 0															
Inning Stats	R: 0 E: 0 K: 1 S: 6	H: 0 LOB: 0 BB: 0 P: 7	R: 0 E: 0 K: 0 S: 5	H: 0 LOB: 0 BB: 0 P: 5	R: 0 E: 0 K: 1 S: 9	H: 0 LOB: 0 BB: 0 P: 13	R: 0 E: 0 K: 1 S: 10	H: 0 LOB: 0 BB: 0 P: 16	R: 1 E: 0 K: 2 S: 11	H: 2 LOB: 1 BB: 0 P: 15	R: 0 E: 0 K: 2 S: 11	H: 0 LOB: 0 BB: 0 P: 16	R: 1 E: 1 K: 0 S: 6	H: 2 LOB: 0 BB: 0 P: 11	R: 0 E: 0 K: 1 S: 11	H: 1 LOB: 1 BB: 0 P: 16	R: 0 E: 0 K: 0 S: 6	H: 2 LOB: 2 BB: 0 P: 8	1B: 6 2B: 1 3B: 0 HR: 0	SF: 0 SAC: 0 DP: 1 HBP: 0	WP: 0 PB: 0 SB: 0 CS: 0	PA: 33			
PITCHER Kris Benson, R ERA: 5.0 Jose Mesa, R ERA: 2.67	IP 8.0	WLS W	BF 28	H 5	R 2	ER 1	SO 8	BB 0	IBB 0	HBP 0	BLK 0	WP 0	HR 0	S 70	P 99	ERA 1.12	WHIP 0.625								
	IP 1.0	WLS S	BF 5	H 2	R 0	ER 0	SO 0	BB 0	IBB 0	HBP 0	BLK 0	WP 0	HR 0	S 6	P 8	ERA 0.00	WHIP 2.000								

Anaheim Angels @ Pittsburgh Pirates
PNC Park, Pittsburgh, PA
Thu Jun 17 2004, 7:05 PM EDT
Att. 15,395 - Overcast - 79 F

livebaseballscorecards.com

Batter	1	2	3	4	5	6	7	8	9	AB	R	H	RBI	BB	SO	LOB
18 Jason Kendall, R OBP: 0.394, SLG: 0.368 (1, 2)	3-2 G6-3 ①		1-1 G6-3 2B		4-1 BB		2-1 G4-3 ②			3	0	1	0	1	0	0
2 Jack Wilson, R OBP: 0.362, SLG: 0.511 (1, 6)	0-1 2B		0-1 G6-3 ③		2-2 L8		0-0 HR			4	1	2	1	0	0	3
Daryle Ward, L OBP: 0.338, SLG: 0.580 (1, 9) (9, 3)	1-1 P5 ②			0-1 P4 ①		3-2 BB 1B	2-1 1B			4	0	2	0	0	0	1
Craig Wilson, R OBP: 0.401, SLG: 0.593 (1, 7) (9, 9)	1-2 G6-3 ③			1-3 K ②		2-0 F8 ①	1-2 SAFE G5-3 ③			4	0	0	0	0	1	3
Rob Mackowiak, L OBP: 0.339, SLG: 0.515 (1, 5) (9, 7)		1-2 K ①		1-1 HR		4-1 BB 1-2		0-1 CS 1B		3	1	2	1	1	1	0
Randall Simon, L OBP: 0.258, SLG: 0.232 Chris Stynes, R OBP: 0.258, SLG: 0.278 (1, 3) (9, 5)		0-0 G2-3 ②		0-0 G4-3 ③		0-0 F9 ②		2-1 P6 ①		4	0	0	0	0	0	3
Bobby Hill, S OBP: 0.353, SLG: 0.345 Jose Mesa, R (1, 4) (9, 1)		1-1 F9 ③			1-0 F9 ①	1-3 K ③		2-1 SAFE HR 1B ②		4	1	1	0	0	1	2
Tike Redman, L OBP: 0.270, SLG: 0.350 (1, 8)			0-2 G3 ①		0-0 SH1-4 1B		0-0 HR	3-2 HR ①		4	2	3	3	0	0	0
Kris Benson, R OBP: 0.217, SLG: 0.182 Abraham Nunez, S OBP: 0.289, SLG: 0.375 (1, 1) (8, PH) (9, 4)			0-3 K ②		0-0 SH1-4 ②		1-0 G6-3 ①	0-0 F8 ③		2	0	0	0	0	1	0
					1-2					1	0	0	0	0	0	0


Inning Stats	R: 0	H: 1	R: 0	H: 0	R: 0	H: 1	R: 1	H: 1	R: 0	H: 1	R: 2	H: 3	R: 2	H: 3	1B: 5	SF: 0
	E: 0	LOB: 1	E: 0	LOB: 0	E: 0	LOB: 1	E: 0	LOB: 0	E: 0	LOB: 2	E: 0	LOB: 1	E: 0	LOB: 0	2B: 2	SAC: 1
	K: 0	BB: 0	K: 1	BB: 0	K: 1	BB: 0	K: 1	BB: 0	K: 0	BB: 1	K: 0	BB: 0	K: 0	BB: 0	3B: 0	DP: 0
	S: 11	P: 16	S: 6	P: 8	S: 12	P: 13	S: 8	P: 10	S: 7	P: 14	S: 10	P: 20	S: 11	P: 17	HR: 4	HBP: 0

PITCHER	IP	WLS	BF	H	R	ER	SO	BB	IBB	HBP	BLK	WP	HR	S	P	ERA	WHIP
40 Bartolo Colon, R ERA: 6.04 (1, 1)	7.0	L	31	8	3	3	4	2	0	0	0	0	3	64	97	3.86	1.429
Kevin Gregg, R ERA: 2.49 (8, 1)	1.0		5	3	2	2	0	0	0	0	0	0	1	11	17	18.00	3.000

BOTTOM

Anaheim Angels @ Pittsburgh Pirates
PNC Park, Pittsburgh, PA
Thu Jun 17 2004, 7:05 PM EDT
Att. 15,395 - Overcast - 79 F

AB	33
R	5
H	11
RBI	5
BB	2
SO	4
LOB	12



WP	PA	ERA	WHIP
0	36	0	0
0		0	0
1		0	0

Batter	1	2	3	4	5	6	7	8	9	AB R H RBI BB SO LOB	TOP																
Randy Winn, S (1, 8) OBP: 0.324, SLG: 0.372	1-0 SH1-3 2B	2-0 SF7			1-0 G3-1 1B		0-0 G1-3		0-0 G6-3 1-2f	4 0 2 1 0 0 2																	
Jolbert Cabrera, R (1, 7) OBP: 0.328, SLG: 0.405	0-0 SH1-3 2-3	0-0 G6-4-3 1-2f			2-2 G3-1 1B		3-2 51 G4-3 51 S WP 1B			3 1 2 1 0 0 1																	
51 Ichiro Suzuki, L (1, 9) OBP: 0.379, SLG: 0.407	0-0 P4				1-2 F5		2-0 G4-3 1-3			4 0 0 0 0 0 4																	
John Olerud, L (1, 3) OBP: 0.379, SLG: 0.381	4-2 FC6-4 BB				1-0 G3-1 1-2 2-3		3-1 G4-3 3-H			3 0 0 0 1 1 2																	
Bret Boone, R (1, 4) OBP: 0.303, SLG: 0.380	0-0 FC6-4 1-2f				3-2 G1-3			1-3 K		4 0 0 0 0 1 4																	
Scott Spiezio, S (1, 5) OBP: 0.300, SLG: 0.396					0-0 F7		2-2 P6		1-3 K	4 1 1 0 0 1 0																	
Dan Wilson, R (1, 2) OBP: 0.322, SLG: 0.367					3-2 1B		0-1 F7		1-0 G5-3	4 1 2 0 0 0 0																	
Ramon Santiago, S (1, 6) OBP: 0.294, SLG: 0.267					0-0 F8		2-1 P6		0-0 B1-3	3 1 0 0 1 0 1																	
Jamie Moyer, L (1, 1) OBP: 0.500, SLG: 0.500 16 Willie Bloomquist, R (7, PH) OBP: 0.279, SLG: 0.310 40 Julio Mateo, R (7, 1) Shigetoshi Hasegawa, R (8, 1) Mike Myers, L (8, 1) 20 J.J. Putz, R (8, 1) Edgar Martinez, R (9, PH) OBP: 0.329, SLG: 0.381 Eddie Guardado, R (9, 1)					2-3 K		0-0 G1-3 1B 2B		4-0 G6-3 BB	2 0 1 2 0 1 1 1 1 1 0 1 0 0 0 0 0 0 0 0 0																	
Inning Stats	R: 0 E: 0 K: 0 S: 7 H: 1 LOB: 2 BB: 1 P: 12	R: 3 E: 0 K: 0 S: 12 H: 3 LOB: 0 BB: 1 P: 19	R: 0 E: 0 K: 1 S: 10 H: 0 LOB: 0 BB: 0 P: 14	R: 0 E: 0 K: 1 S: 10 H: 1 LOB: 1 BB: 0 P: 15	R: 0 E: 0 K: 0 S: 11 H: 2 LOB: 2 BB: 0 P: 19	R: 0 E: 0 K: 0 S: 7 H: 0 LOB: 0 BB: 0 P: 11	R: 2 E: 0 K: 0 S: 8 H: 2 LOB: 0 BB: 0 P: 16	R: 0 E: 0 K: 2 S: 8 H: 0 LOB: 0 BB: 0 P: 11	R: 0 E: 0 K: 0 S: 2 H: 0 LOB: 0 BB: 1 P: 6	1B: 7 2B: 2 3B: 0 HR: 0 SF: 1 SAC: 1 DP: 2 HBP: 0	WP: 1 PA: 37 PB: 0 SB: 1 CS: 0																
PITCHER	IP WLS BF H R ER SO BB IBB HBP BLK WP HR S P ERA WHIP	IP WLS BF H R ER SO BB IBB HBP BLK WP HR S P ERA WHIP	IP WLS BF H R ER SO BB IBB HBP BLK WP HR S P ERA WHIP	IP WLS BF H R ER SO BB IBB HBP BLK WP HR S P ERA WHIP	IP WLS BF H R ER SO BB IBB HBP BLK WP HR S P ERA WHIP	IP WLS BF H R ER SO BB IBB HBP BLK WP HR S P ERA WHIP	IP WLS BF H R ER SO BB IBB HBP BLK WP HR S P ERA WHIP	IP WLS BF H R ER SO BB IBB HBP BLK WP HR S P ERA WHIP	IP WLS BF H R ER SO BB IBB HBP BLK WP HR S P ERA WHIP	IP WLS BF H R ER SO BB IBB HBP BLK WP HR S P ERA WHIP	IP WLS BF H R ER SO BB IBB HBP BLK WP HR S P ERA WHIP																
Ryan Vogelsong, R (1, 1) ERA: 7.62	6.0	L	26	7	3	3	2	2	0	0	0	0	0	57	90	4.50	1.500										
37 Mike Johnston, L (7, 1) ERA: 4.15	0.1		2	1	1	1	0	0	0	0	0	0	0	2	2	27.00	3.000										
Mark Corey, R (7, 1) ERA: 6.48	0.1		2	1	0	0	0	0	0	0	0	0	0	4	9	0.00	3.000										
Michael Gonzalez, L (7, 1) ERA:	1.1		4	0	1	1	2	0	0	0	0	1	0	10	16	6.75	0.000										
Brian Meadows, R (9, 1) ERA: 2.65	1.0		3	0	0	0	0	1	0	0	0	0	0	2	6	0.00	1.000										

Seattle Mariners @ Pittsburgh Pirates
PNC Park, Pittsburgh, PA
Fri Jun 18 2004, 7:05 PM EDT
Att. 29,601 - Cloudy - 78 F

AB	32
R	5
H	9
RBI	4
BB	3
SO	4
LOB	15



BOTTOM

Seattle Mariners @ Pittsburgh Pirates
PNC Park, Pittsburgh, PA
Fri Jun 18 2004, 7:05 PM EDT
Att. 29,601 - Cloudy - 78 F

livebaseballscorecards.com

AB 34
R 4
H 7
RBI 4
BB 1
SO 6
LOB 10



WP: 0 PA: 35
PB: 0
SB: 0
CS: 0

AB R H RBI BB SO LOB

4 0 2 0 0 0 1

3 0 1 0 1 1 2

4 0 0 1 0 0 4

4 0 0 0 0 0 3

4 2 2 2 0 0 0

4 0 0 0 0 1 0

4 0 0 0 0 1 0

4 1 1 0 0 2 0

1B: 4 SF: 0
2B: 1 SAC: 0
3B: 0 DP: 0
HR: 2 HBP: 0

Batter	1	2	3	4	5	6	7	8	9
18 Jason Kendall, R OBP: 0.395, SLG: 0.370	1-2 FC5-4 1B		1-2 P3			2-2 1B		2-2 F9	
2 Jack Wilson, R OBP: 0.364, SLG: 0.509	0-2 F7		4-1 BB			2-3 K		1-1 FC3-6 1B	
Daryle Ward, L OBP: 0.329, SLG: 0.563	1-0 F9		1-0 G5-3			3-1 F8		3-1 FC3-6 1-2f	
Craig Wilson, R OBP: 0.395, SLG: 0.583	1-1 FC5-4 1-2f			3-1 G5-3		2-0 G5-3		3-2 G5-3 3-H	
Jason Bay, R OBP: 0.327, SLG: 0.528		2-2 HR		1-1 G5-3			0-0 G6-3	1-0 HR	
Ruben Mateo, R OBP: 0.324, SLG: 0.484		0-2 G3-1		2-2 P4		2-3 K		0-1 F9	
Chris Stynes, R OBP: 0.250, SLG: 0.269		0-0 G5-3			2-3 K		0-0 G6-3	0-1 G5-3	
Jose Castillo, R OBP: 0.309, SLG: 0.353		3-3 K			0-0 G6-3		2-2 1B 2B	0-3 K	
Ryan Vogelsong, R OBP: 0.284, SLG: 0.333 37 Mike Johnston, L Mark Corey, R Michael Gonzalez, R Tike Redman, L OBP: 0.273, SLG: 0.353 Brian Meadows, R			0-3 K		3-2 L5			1-0 FC3-6 2B 1B 2-H	

Inning Stats	R: 0	H: 1	E: 0	K: 0	S: 9	H: 1	LOB: 1	BB: 0	P: 12	R: 1	H: 1	E: 0	K: 1	S: 12	R: 0	H: 0	E: 0	K: 1	S: 8	R: 0	H: 0	E: 0	K: 0	S: 7	R: 0	H: 0	E: 0	K: 1	S: 12	R: 0	H: 1	E: 0	K: 1	S: 11	R: 0	H: 0	E: 0	K: 1	S: 5	R: 2	H: 3	E: 0	K: 0	S: 16	R: 1	H: 1	E: 0	K: 1	S: 9	1B: 4	2B: 1	3B: 0	HR: 2	SF: 0	SAC: 0	DP: 0	HBP: 0	WP: 0	PA: 35
--------------	------	------	------	------	------	------	--------	-------	-------	------	------	------	------	-------	------	------	------	------	------	------	------	------	------	------	------	------	------	------	-------	------	------	------	------	-------	------	------	------	------	------	------	------	------	------	-------	------	------	------	------	------	-------	-------	-------	-------	-------	--------	-------	--------	-------	--------

PITCHER	IP	WLS	BF	H	R	ER	SO	BB	IBB	HBP	BLK	WP	HR	S	P	ERA	WHIP
Jamie Moyer, L ERA: 3.64	(1, 1)	6.0	W	22	3	1	4	1	0	0	0	0	1	59	93	1.50	0.667
40 Julio Mateo, R ERA: 3.69	(7, 1)	1.0		3	0	0	1	0	0	0	0	0	0	5	7	0.00	0.000
Shigetoshi Hasegawa, R ERA: 5.65	(8, 1)	0.1		4	3	2	0	0	0	0	0	0	0	11	17	54.00	9.000
Mike Myers, L ERA: 3.18	(8, 1)	0.1	H	1	0	0	0	0	0	0	0	0	0	2	5	0.00	0.000
20 J.J. Putz, R ERA: 3.98	(8, 1)	0.1	H	1	0	0	0	0	0	0	0	0	0	3	6	0.00	0.000

PITCHER	IP	WLS	BF	H	R	ER	SO	BB	IBB	HBP	BLK	WP	HR	S	P	ERA	WHIP
Eddie Guardado, L ERA: 1.14	(9, 1)	1.0	S	4	1	1	1	0	0	0	0	0	0	9	10	9.00	1.000

Batter	1	2	3	4	5	6	7	8	9	AB R H RBI BB SO LOB	TOP											
Randy Winn, S OBP: 0.322, SLG: 0.369 (1, 7)	1-1 G4-3			3-2 G4-3		1-1 51 1B	0-1 G4-3		1-1 G6-3	5 1 1 0 0 0 1												
Jolbert Cabrera, R OBP: 0.318, SLG: 0.392 (1, 4)	3-3 K			0-0 F9		2-0 F7		0-0 G6-3		4 0 0 0 0 1 1												
51 Ichiro Suzuki, L OBP: 0.380, SLG: 0.408 (1, 9)	1-1 G1-3			0-0 F7		2-1 S 1B		2-1 G6-3 1B		4 1 2 0 0 0 0												
Scott Spiezio, S OBP: 0.299, SLG: 0.389 (1, 5)		0-2 F8			4-0 WP 1B BB	1-3 K		2-1 G6-3		3 1 0 0 1 1 3												
John Olerud, L OBP: 0.377, SLG: 0.376 (1, 3)		1-3 K			3-1 F7	4-1 1B IBB		2-0 L7		3 0 0 0 1 1 2												
Rich Aurilia, R OBP: 0.296, SLG: 0.316 (1, 6)		1-1 G5-3			0-0 1B	0-1 1B			2-3 K	4 1 2 3 0 1 0												
Hiram Bocachica, R OBP: 0.389, SLG: 0.484 (1, 8)			0-0 F9		1-2 G6-3 S 1B	1-1 F9		1-2 CS 2B		4 0 2 1 0 0 2												
Pat Borders, R OBP: 0.182, SLG: 0.303 (1, 2)			3-2 L7		2-1 G6-3		0-2 K	0-2 E5 2B		4 1 0 0 0 1 2												
Joel Pineiro, R Edgar Martinez, R 16 Willie Bloomquist, R Eddie Guardado, R			0-3 K		0-0 G6-3		0-0 G1-3	0-1 2B		3 0 0 0 0 1 1												
Inning Stats	R: 0 E: 0 K: 1 S: 8	H: 0 LOB: 0 BB: 0 P: 13	R: 0 E: 0 K: 1 S: 8	H: 0 LOB: 0 BB: 0 P: 10	R: 0 E: 0 K: 1 S: 8	H: 0 LOB: 0 BB: 0 P: 11	R: 0 E: 0 K: 0 S: 5	H: 0 LOB: 0 BB: 0 P: 8	R: 2 E: 0 K: 0 S: 9	H: 2 LOB: 1 BB: 1 P: 19	R: 2 E: 0 K: 1 S: 15	H: 3 LOB: 2 BB: 1 P: 25	R: 0 E: 0 K: 1 S: 6	H: 0 LOB: 0 BB: 0 P: 6	R: 0 E: 0 K: 0 S: 6	H: 1 LOB: 1 BB: 0 P: 12	R: 1 E: 1 K: 1 S: 13	H: 2 LOB: 1 BB: 0 P: 17	1B: 6 2B: 2 3B: 0 HR: 0	SF: 0 SAC: 0 DP: 0 HBP: 0	WP: 1 PB: 0 SB: 2 CS: 1	PA: 37
PITCHER	IP WLS BF H R ER SO BB IBB HBP BLK WP HR S P ERA WHIP																					
18 Sean Burnett, L ERA: 4.35 (1, 1)	5.1 L 21 4 4 4 3 1 0 0 0 1 0 44 71 6.75 0.938																					
Brian Meadows, R ERA: 2.61 (6, 1)	0.2 4 1 0 0 1 0 1 0 0 0 0 9 15 0.00 1.500																					
16 Salomon Torres, R ERA: 3.41 (7, 1)	1.0 3 0 0 0 1 0 0 0 0 0 0 6 6 0.00 0.000																					
34 John Grabow, L ERA: 4.2 (8, 1)	2.0 9 3 1 0 1 0 0 0 0 0 0 19 29 0.00 1.500																					

Seattle Mariners @ Pittsburgh Pirates
PNC Park, Pittsburgh, PA
Sat Jun 19 2004, 7:05 PM EDT
Att. 24,341 - Cloudy - 67 F

livebaseballscorecards.com

AB	35
R	5
H	8
RBI	5
BB	2
SO	6
LOB	12



Batter	1	2	3	4	5	6	7	8	9	AB	R	H	RBI	BB	SO	LOB
18 Jason Kendall, R OBP: 0.389, SLG: 0.364 (1, 2)	0-3 K		1-0 G5-3			3-2 F9		2-1 P3		4	0	0	0	0	1	2
2 Jack Wilson, R OBP: 0.358, SLG: 0.502 (1, 6)	1-1 G6-3			1-0 F9		2-2 F7			2-1 F7	4	0	0	0	0	0	0
Daryle Ward, L OBP: 0.327, SLG: 0.554 (1, 3)	2-1 F7			0-1 G5-4-3 1B				0-1 G6-3		4	0	1	0	0	1	0
Craig Wilson, R OBP: 0.391, SLG: 0.576 (1, 9)		3-1 G6-3		1-0 G5-4-3 1-2f				1-1 G6-3		3	0	0	0	0	0	1
34 John Grabow, L OBP: 0.248, SLG: 0.267 (8, 1)									0-0 F7	0	0	0	0	0	0	0
Chris Stynes, R OBP: 0.248, SLG: 0.267 (9, PH)										1	0	0	0	0	0	0
Rob Mackowiak, L OBP: 0.335, SLG: 0.507 (1, 5)		3-2 P6			2-2 G5-3			2-3 K		3	0	0	0	0	1	0
Jason Bay, R OBP: 0.337, SLG: 0.565 (1, 7)		1-0 F8			1-2 F8 1B			2-1 HR		3	1	2	1	0	0	0
Bobby Hill, S OBP: 0.353, SLG: 0.339 (1, 4)			4-0 FC5-4 BB		1-0 F8			1-0 F8		2	0	0	0	1	0	1
Tike Redman, L OBP: 0.269, SLG: 0.348 (1, 8)			2-2 FC5-4 1-2f		1-0 G4-3			1-3 K		3	0	0	0	0	1	2
18 Sean Burnett, L OBP: 0.286, SLG: 0.370 (1, 1)			0-1 B1			2-1 G6-3		0-1 1B		1	0	0	0	0	0	1
Brian Meadows, R OBP: 0.342, SLG: 0.500 (6, 1)										0	0	0	0	0	0	0
Abraham Nunez, S OBP: 0.286, SLG: 0.370 (6, PH)										1	0	0	0	0	0	0
16 Salomon Torres, R OBP: 0.342, SLG: 0.500 (7, 1)										0	0	0	0	0	0	0
Ruben Mateo, R OBP: 0.342, SLG: 0.500 (8, 9)										1	0	1	0	0	0	0


Inning Stats	R: 0	H: 0	E: 0	K: 1	S: 7	LOB: 0	BB: 0	P: 10	R: 0	H: 0	E: 0	K: 0	S: 6	LOB: 0	BB: 0	P: 13	R: 0	H: 0	E: 0	K: 0	S: 6	LOB: 1	BB: 1	P: 13	R: 0	H: 1	E: 0	K: 0	S: 4	LOB: 0	BB: 0	P: 6	R: 0	H: 1	E: 0	K: 0	S: 12	LOB: 1	BB: 0	P: 17	R: 0	H: 0	E: 0	K: 0	S: 8	LOB: 0	BB: 0	P: 15	R: 0	H: 0	E: 0	K: 1	S: 7	LOB: 0	BB: 0	P: 10	R: 1	H: 2	E: 0	K: 1	S: 13	LOB: 1	BB: 0	P: 19	R: 0	H: 0	E: 0	K: 1	S: 6	LOB: 0	BB: 0	P: 8	1B: 3	SF: 0	2B: 0	SAC: 0	3B: 0	DP: 1	HR: 1	HBP: 0	WP: 0	PA: 31	PB: 0	SB: 0	CS: 0
PITCHER	IP	WLS	BF	H	R	ER	SO	BB	IBB	HBP	BLK	WP	HR	S	P	ERA	WHIP																																																																				
Joel Pineiro, R ERA: 4.6 (1, 1)	8.0	W	28	4	1	1	3	1	0	0	0	0	1	63	103	1.12	0.625																																																																				
Eddie Guardado, L ERA: 1.1 (9, 1)	1.0		3	0	0	0	1	0	0	0	0	0	0	6	8	0.00	0.000																																																																				

BOTTOM

Seattle Mariners @ Pittsburgh Pirates
PNC Park, Pittsburgh, PA
Sat Jun 19 2004, 7:05 PM EDT
Att. 24,341 - Cloudy - 67 F

livebaseballscorecards.com

AB	30
R	1
H	4
RBI	1
BB	1
SO	4
LOB	7



Seattle Mariners @ Pittsburgh Pirates
 PNC Park, Pittsburgh, PA
 Sun Jun 20 2004, 1:35 PM EDT
 Att. 30,217 - Sunny - 70 F

livebaseballscorecards.com

AB	30
R	5
H	6
RBI	4
BB	6
SO	10
LOB	20



WP	1	PA	38
PB	0		
SB	0		
CS	0		

Batter	1	2	3	4	5	6	7	8	9	AB R H RBI BB SO LOB	TOP
Randy Winn, S (1, 7) OBP: 0.331, SLG: 0.372	4-2 F B 1B BB		4-1 WP BB		1-3 K2-3		1-1 FC5-2 51 2B 1B		1-0 G5-4-3 1B	3 1 2 1 2 1 0	
Jolbert Cabrera, R (1, 3) OBP: 0.313, SLG: 0.385 Eddie Guardado, R (9, 1)	2-1 1B		2-3 K		0-3 K		1-1 FC5-2 51 2B E		0-0 G5-4-3 1-2f	5 1 1 0 0 2 5 0 0 0 0 0 0 0	
51 Ichiro Suzuki, L (1, 9) OBP: 0.379, SLG: 0.410	2-3 K		0-0 F7		1-3 K		0-0 E8 1-H 2-H			4 0 1 1 0 2 3	
Scott Spezio, S (1, 5) OBP: 0.298, SLG: 0.383 Shigetoshi Hasegawa, R (7, 1) Ron Villone, L (8, 1) 40 Julio Mateo, R (8, 1) John Olerud, L (9, 3) OBP: 0.377, SLG: 0.376	0-2 P6			4-2 HBP 1B BB		2-0 P4	1-3 K			3 1 0 0 1 1 4 0	
Bret Boone, R (1, 4) OBP: 0.302, SLG: 0.375	1-3 K			2-0 P4		2-2 F8		4-2 1B SF9 BB		3 1 0 0 1 1 3	
Rich Aurilia, R (1, 6) OBP: 0.300, SLG: 0.316		1-1 L6		1-2 1B HBP		1-1 G6-3		0-2 G6-4-3 1B		3 0 1 0 0 0 0	
Hiram Bocachica, R (1, 8) OBP: 0.350, SLG: 0.441		3-2 F7		3-3 K			1-0 G6-3	0-0 SF9		3 0 0 1 0 1 2	
Dan Wilson, R (1, 2) OBP: 0.328, SLG: 0.369 Ramon Santiago, S (7, PR) OBP: 0.294, SLG: 0.267 Pat Borders, R (7, 2) OBP: 0.176, SLG: 0.294		0-1 G2-3		2-2 1B 1-2 2-H			4-1 BB 1B BB	0-1 G6-4-3 1-2f		2 0 1 1 1 0 0 0 1 0 0 0 0 0 1 0 0 0 0 0 1	
Freddy Garcia, R (1, 1) Edgar Martinez, R (7, PH) OBP: 0.335, SLG: 0.388 16 Willie Bloomquist, R (7, PR) OBP: 0.274, SLG: 0.305 (7, 5)			1-3 K	0-3 K			4-1 FC5-2 1B BB		1-2 G6-3	2 0 0 0 0 2 2 0 0 0 0 1 0 0 1 0 0 0 0 0 0	
Inning Stats	R: 0 H: 1 E: 0 LOB: 2 K: 2 BB: 1 S: 19 P: 28	R: 0 H: 0 E: 0 LOB: 0 K: 0 BB: 0 S: 7 P: 11	R: 0 H: 0 E: 0 LOB: 1 K: 2 BB: 1 S: 8 P: 15	R: 1 H: 1 E: 0 LOB: 2 K: 2 BB: 1 S: 18 P: 30	R: 0 H: 0 E: 0 LOB: 0 K: 3 BB: 0 S: 9 P: 11	R: 0 H: 0 E: 0 LOB: 0 K: 0 BB: 0 S: 7 P: 12	R: 3 H: 2 E: 1 LOB: 2 K: 1 BB: 2 S: 11 P: 23	R: 1 H: 1 E: 0 LOB: 0 K: 0 BB: 1 S: 9 P: 13	R: 0 H: 1 E: 0 LOB: 0 K: 0 BB: 0 S: 5 P: 7	1B: 5 SF: 1 2B: 1 SAC: 0 3B: 0 DP: 2 HR: 0 HBP: 1	WP: 1 PA: 38 PB: 0 SB: 0 CS: 0
PITCHER	IP WLS BF H R ER SO BB IBB HBP BLK WP HR S P ERA WHIP										
Oliver Pérez, L (1, 1) ERA: 3.88	6.1 L 27 2 3 3 9 5 0 1 0 1 0 71 119 4.26 1.105										
Michael Gonzalez, L (7, 1) ERA:	0.2 B 4 2 1 0 1 0 0 0 0 0 0 8 11 0.00 3.000										
Brian Meadows, R (8, 1) ERA: 2.77	1.0 4 1 1 1 0 1 0 0 0 0 0 9 13 9.00 2.000										
Jose Mesa, R (9, 1) ERA: 2.57	1.0 3 1 0 0 0 0 0 0 0 0 0 5 7 0.00 1.000										

Batter	1	2	3	4	5	6	7	8	9	AB R H RBI BB SO LOB
--------	---	---	---	---	---	---	---	---	---	----------------------

18 Jason Kendall, R OBP: 0.397, SLG: 0.381 (1, 2)	0-1 F8 1B		3-2 G5-4-3 1-2f	3-2 2-H 1B			1-2 P4		0-2 F8	5 0 2 1 0 0 2
--	-----------------	--	-----------------------	------------------	--	--	-----------	--	-----------	---------------

2 Jack Wilson, R OBP: 0.363, SLG: 0.502 (1, 6)	1-2 F7		1-2 1B	0-0 1-2 1B			2-2 F9		2-2 G3-1	5 0 2 0 0 0 2
---	-----------	--	-----------	------------------	--	--	-----------	--	-------------	---------------

Daryle Ward, L OBP: 0.321, SLG: 0.554 (1, 3)	0-2 1-2 1B		1-2 F9	0-1 G4-3			2-0 G4-3			4 0 1 0 0 0 3
---	------------------	--	-----------	-------------	--	--	-------------	--	--	---------------

Craig Wilson, R OBP: 0.386, SLG: 0.566 (1, 9)	3-2 F8 2-3			0-0 BB 2B 1B	1-3 K			0-0 P2		4 1 1 0 0 1 2
--	------------------	--	--	-----------------------	----------	--	--	-----------	--	---------------

Rob Mackowiak, L OBP: 0.329, SLG: 0.493 (1, 5)	2-3 K			4-2 2B 1B BB	0-1 G1-3			1-2 G3-1		3 1 0 0 1 1 2
---	----------	--	--	-----------------------	-------------	--	--	-------------	--	---------------

Jason Bay, R OBP: 0.340, SLG: 0.563 (1, 7)			3-1 G5-3	0-1 1B FC6-4 2B	1-2 G5-3			1-3 K		4 1 1 1 0 1 0
---	--	--	-------------	--------------------------	-------------	--	--	----------	--	---------------

Tike Redman, L OBP: 0.273, SLG: 0.349 (1, 8)			3-1 F7	1-0 FC6-4 1B		1-3 K			0-1 DI 2B 1B	4 1 2 1 0 1 0
---	--	--	-----------	--------------------	--	----------	--	--	-----------------------	---------------

Jose Castillo, R OBP: 0.303, SLG: 0.345 Abraham Nunez, S (9, PH) OBP: 0.270, SLG: 0.349 (1, 4)			0-1 F9	3-1 FC6-4 SH3 18 1B		2-3 K			0-1 F7	3 1 0 1 0 1 1 1 0 0 0 0 0 1
---	--	--	-----------	---------------------------------	--	----------	--	--	-----------	--------------------------------

Josh Fogg, R OBP: 0.059, SLG: 0.059 34 John Grabow, L (5, 1) 37 Mike Johnston, L (7, 1) 16 Salomon Torres, R (8, 1) Randall Simon, L (9, PH) OBP: 0.258, SLG: 0.244 (1, 1)			0-1 18 G5-4-3 1B	0-0 SH3		3-2 G3			1-2 1-H 2B	1 0 1 0 0 0 0 1 0 1 0 1 1 0 0 0
--	--	--	---------------------------	------------	--	-----------	--	--	------------------	---

Inning Stats	R: 0 E: 0 K: 1 S: 15	H: 2 LOB: 2 BB: 0 P: 21	R: 0 E: 0 K: 0 S: 6	H: 0 LOB: 0 BB: 0 P: 12	R: 0 E: 0 K: 0 S: 13	H: 2 LOB: 1 BB: 0 P: 18	R: 4 E: 0 K: 0 S: 17	H: 5 LOB: 2 BB: 1 P: 28	R: 0 E: 0 K: 1 S: 9	H: 0 LOB: 0 BB: 0 P: 11	R: 0 E: 0 K: 2 S: 9	H: 0 LOB: 0 BB: 0 P: 15	R: 0 E: 0 K: 0 S: 7	H: 0 LOB: 0 BB: 0 P: 12	R: 0 E: 0 K: 1 S: 11	H: 0 LOB: 0 BB: 0 P: 13	R: 1 E: 0 K: 0 S: 13	H: 2 LOB: 1 BB: 0 P: 16	1B: 9 2B: 2 3B: 0 HR: 0	SF: 0 SAC: 1 DP: 1 HBP: 0	WP: 0 PB: 0 SB: 0 CS: 0	PA: 38
--------------	-------------------------------	----------------------------------	------------------------------	----------------------------------	-------------------------------	----------------------------------	-------------------------------	----------------------------------	------------------------------	----------------------------------	------------------------------	----------------------------------	------------------------------	----------------------------------	-------------------------------	----------------------------------	-------------------------------	----------------------------------	----------------------------------	------------------------------------	----------------------------------	--------

PITCHER	IP	WLS	BF	H	R	ER	SO	BB	IBB	HBP	BLK	WP	HR	S	P	ERA	WHIP
Tim Redding, R (1, 1) ERA: 5.27	3.2		19	8	4	4	1	1	0	0	0	0	0	48	76	9.82	2.455
Kirk Bullinger, R (4, 1) ERA:	1.1	W	5	1	0	0	1	0	0	0	0	0	0	12	14	0.00	0.750
David Weathers, R (6, 1) ERA: 3.82	2.0	H	6	0	0	0	2	0	0	0	0	0	0	16	27	0.00	0.000
Dan Miceli, R (8, 1) ERA: 3.64	1.0	H	3	0	0	0	1	0	0	0	0	0	0	11	13	0.00	0.000
Octavio Dotel, R (9, 1) ERA: 3.12	1.0	S	5	2	1	1	0	0	0	0	0	0	0	13	16	9.00	2.000

TOP

Pittsburgh Pirates @ Houston Astros
Minute Maid Park, Houston, TX
Mon Jun 21 2004, 7:05 PM CDT
Att. 33,443 - Dome - 74 F

livebaseballscorecards.com

AB	36
R	5
H	11
RBI	5
BB	1
SO	5
LOB	13



WP: 0	PA: 38
PB: 0	
SB: 0	
CS: 0	

Batter	1	2	3	4	5	6	7	8	9
Craig Biggio, R OBP: 0.368, SLG: 0.473 (1, 8)	1-1 G6-3		0-0 F7		0-1 1B 2B	2-2 SH1-3 1B		4-0 1B BB	
Jose Vizcaino, S OBP: 0.345, SLG: 0.363 (1, 6) (8, 4)	1-0 G4-3		0-1 1B BB		0-0 1B 2B	1-0 SH1-3		2-1 1B BB	
17 Lance Berkman, S OBP: 0.481, SLG: 0.639 (1, 7)	2-2 G4-3		4-2 1B BB		1-0 1B 2B	0-3 K		3-1 1B	
Jeff Kent, R OBP: 0.344, SLG: 0.510 (1, 4)		4-2 1B BB	1-0 G1-6-3		0-1 1B	2-2 G4-3		2-3 K	
Dan Miceli, R OBP: 0.500, SLG: 0.500 (8, 1)					1-2 1B				
Wade Miller, R OBP: 0.259, SLG: 0.259 (8, PH)									
Octavio Dotel, R (9, 1)									
5 Jeff Bagwell, R OBP: 0.399, SLG: 0.472 (1, 3)		2-2 F8		1-1 G5-3	1-2 1B		4-2 BB	2-2 G5-3	
Mike Lamb, L OBP: 0.373, SLG: 0.568 (1, 5)		1-0 1B		1-0 1B	4-0 BB		2-1 F9		
Morgan Ensberg, R OBP: 0.337, SLG: 0.347 (5, PH) (6, 5)		1-2 1B		1-0 1B	0-0 BB		1-0 F9		
Brad Ausmus, R OBP: 0.306, SLG: 0.317 (1, 2)		1-0 BB		0-1 G1-6-3	0-0 F9		0-1 F9		
Orlando Palmeiro, L OBP: 0.303, SLG: 0.382 (1, 9)		4-0 BB					4-2 BB		
David Weathers, R (6, 1)									
4 Eric Bruntlett, R OBP: 0.333, SLG: 0.667 (7, PH) (8, 6)		1-2 BB					1-2 BB		
Tim Redding, R OBP: 0.167, SLG: 0.167 (1, 1)		1-1 G5-3			2-2 1B 2B HBP	1-1 HR	3-2 P4		
Kirk Bullinger, R (4, 1)									
28 Adam Everett, R OBP: 0.319, SLG: 0.370 (5, PH)									
16 Jason Lane, R OBP: 0.349, SLG: 0.461 (6, 9)									

Inning Stats	R: 0	H: 0	E: 0	K: 0	S: 6	H: 0	LOB: 0	BB: 0	P: 10	R: 0	H: 1	E: 0	K: 0	S: 9	H: 1	LOB: 3	BB: 2	P: 22	R: 0	H: 1	E: 0	K: 0	S: 6	H: 1	LOB: 1	BB: 1	P: 11	R: 0	H: 1	E: 0	K: 0	S: 5	H: 6	LOB: 2	BB: 1	P: 30	R: 1	H: 2	E: 0	K: 1	S: 14	H: 2	LOB: 1	BB: 0	P: 20	R: 0	H: 0	E: 0	K: 0	S: 19	H: 2	LOB: 2	BB: 2	P: 32	R: 1	H: 2	E: 0	K: 1	S: 12	H: 2	LOB: 1	BB: 1	P: 24
--------------	------	------	------	------	------	------	--------	-------	-------	------	------	------	------	------	------	--------	-------	-------	------	------	------	------	------	------	--------	-------	-------	------	------	------	------	------	------	--------	-------	-------	------	------	------	------	-------	------	--------	-------	-------	------	------	------	------	-------	------	--------	-------	-------	------	------	------	------	-------	------	--------	-------	-------

PITCHER	IP	WLS	BF	H	R	ER	SO	BB	IBB	HBP	BLK	WP	HR	S	P	ERA	WHIP
Josh Fogg, R ERA: 6.85 (1, 1)	4.0	L	22	8	5	5	0	3	0	1	0	0	0	39	67	11.25	2.750
34 John Grabow, L ERA: 4.22 (5, 1)	2.0		9	3	1	1	1	1	0	0	0	0	1	22	33	4.50	2.000
37 Mike Johnston, L ERA: 4.37 (7, 1)	1.0		8	2	1	1	0	3	0	0	0	0	0	24	45	9.00	5.000
16 Salomon Torres, R ERA: 3.32 (8, 1)	1.0		2	0	0	0	1	0	0	0	0	0	0	7	11	0.00	0.000

AB R H RBI BB SO LOB

4 2 2 0 1 0 0

4 1 3 1 0 0 0

4 1 2 4 1 1 1

3 0 1 1 1 0 3

0 0 0 0 0 0 0

1 0 0 0 0 1 2

0 0 0 0 0 0 0

4 0 1 0 1 0 3

2 0 2 0 0 0 0

1 0 0 0 1 0 1

4 0 0 0 0 0 6

2 1 1 0 1 0 2

0 0 0 0 0 0 0

0 0 0 0 1 0 0

1 0 0 0 0 0 3

0 0 0 0 0 0 0


0 1 0 0 0 0 0

2 1 1 1 0 0 2

1B: 11 SF: 0
2B: 1 SAC: 1
3B: 0 DP: 3
HR: 1 HBP: 1

WP: 0 PA: 41
PB: 0
SB: 0
CS: 0

AB 32
R 7
H 13
RBI 7
BB 7
SO 2
LOB 23



Pittsburgh Pirates @ Houston Astros
Minute Maid Park, Houston, TX
Mon Jun 21 2004, 7:05 PM CDT
Att: 33,443 - Dome - 74 F

livebaseballscorecards.com

Batter	1	2	3	4	5	6	7	8	9	AB	R	H	RBI	BB	SO	LOB
Craig Biggio, R OBP: 0.366, SLG: 0.468 (1, 8)	0-0 1B 1B	0-1 P5		0-1 F7		3-3 K		2-3 K		5	1	1	0	0	2	4
Jose Vizcaino, S OBP: 0.339, SLG: 0.355 (1, 6) (8, 4)	0-1 1B G1-3 1B	2-0 P6		2-2 G6-3			2-2 G3-1	1-0 G4-3		5	0	1	0	0	0	4
17 Lance Berkman, S OBP: 0.481, SLG: 0.633 (1, 7)	1-1 G1-3	3-1 G4-3			4-2 5 3B BB		4-1 G4-3 5 1B 3B BB			2	2	0	0	2	0	4
5 Jeff Bagwell, R OBP: 0.404, SLG: 0.482 (1, 3)	4-2 1B BB		2-2 G6-3		1-2 3B		2-1 SAFE SAFE G4-3 3B 1B			3	1	2	1	1	0	0
Mike Lamb, L OBP: 0.368, SLG: 0.556 16 Jason Lane, R OBP: 0.349, SLG: 0.461 (1, 4) (8, 9)	3-2 G6-4-3 1B		1-0 G4-3		1-3 K		0-0 G4-3			4	0	1	1	0	1	3
Morgan Ensberg, R OBP: 0.340, SLG: 0.358 (1, 5)	0-0 G6-4-3		4-1 BB		2-2 G5-3		1-0 3B			0	0	0	0	0	0	0
Orlando Palmeiro, L OBP: 0.300, SLG: 0.375 4 Eric Bruntlett, R OBP: 0.333, SLG: 0.667 (1, 9) (8, 6)		1-1 2B 1B	0-1 F8		1-1 G4-3		0-0 F7			4	1	1	0	0	0	3
Raul Chavez, R OBP: 0.241, SLG: 0.275 (1, 2)		1-0 44 SH 2B		4-2 44 SH 1-4 BB		1-3 K		2-3 K		3	0	1	1	1	2	0
44 Roy Oswalt, R OBP: 0.125, SLG: 0.133 28 Adam Everett, R OBP: 0.322, SLG: 0.370 54 Brad Lidge, R (1, 1) (8, PH) (9, 1)		1-2 SH		0-1 SH1-4		0-0 G5-3		2-1 WP HBP		1	0	0	0	0	0	0

Inning Stats	R: 1	H: 3	E: 0	K: 0	S: 13	H: 3	LOB: 2	BB: 1	P: 21	R: 1	H: 2	E: 0	K: 0	S: 11	H: 2	LOB: 2	BB: 0	P: 19	R: 0	H: 0	E: 0	K: 0	S: 7	H: 0	LOB: 1	BB: 1	P: 14	R: 0	H: 0	E: 0	K: 0	S: 10	H: 0	LOB: 1	BB: 1	P: 16	R: 1	H: 1	E: 0	K: 1	S: 13	H: 1	LOB: 1	BB: 1	P: 22	R: 0	H: 0	E: 0	K: 2	S: 7	H: 0	LOB: 0	BB: 0	P: 11	R: 2	H: 2	E: 0	K: 0	S: 10	H: 2	LOB: 1	BB: 1	P: 19	R: 0	H: 0	E: 0	K: 2	S: 13	H: 0	LOB: 1	BB: 0	P: 20
--------------	------	------	------	------	-------	------	--------	-------	-------	------	------	------	------	-------	------	--------	-------	-------	------	------	------	------	------	------	--------	-------	-------	------	------	------	------	-------	------	--------	-------	-------	------	------	------	------	-------	------	--------	-------	-------	------	------	------	------	------	------	--------	-------	-------	------	------	------	------	-------	------	--------	-------	-------	------	------	------	------	-------	------	--------	-------	-------

PITCHER	IP	WLS	BF	H	R	ER	SO	BB	IBB	HBP	BLK	WP	HR	S	P	ERA	WHIP
Kris Benson, R ERA: 5.11 (1, 1)	7.0	L	34	8	5	5	3	5	0	0	0	0	0	71	122	6.43	1.857
16 Salomon Torres, R ERA: 3.23 (8, 1)	1.0		4	0	0	0	2	0	0	1	0	1	0	13	20	0.00	0.000

BOTTOM

Pittsburgh Pirates @ Houston Astros
Minute Maid Park, Houston, TX
Tue Jun 22 2004, 7:05 PM CDT
Att: 31,819 - Dome - 74 F

livebaseballscores.com

AB	30
R	5
H	8
RBI	5
BB	5
SO	5
LOB	22



1B: 5	SF: 0	WP: 1	PA: 38
2B: 1	SAC: 2	PB: 0	
3B: 2	DP: 1	SB: 0	
HR: 0	HBP: 1	CS: 0	

Batter	1	2	3	4	5	6	7	8	9	AB R H RBI BB SO LOB	TOP
18 Jason Kendall, R OBP: 0.406, SLG: 0.401 (1, 2)	2-1 F7		4-1 2 G5-3 1B BB		1-2 G6-3		1-1 1-H 2-H 3-H HR		2-2 P6	4 2 1 4 1 0 0	Pittsburgh Pirates @ Houston Astros Minute Maid Park, Houston, TX Wed Jun 23 2004, 7:05 PM CDT Att. 34,242 - Dome - 74 F
2 Jack Wilson, R OBP: 0.360, SLG: 0.498 (1, 6)	2-2 G1-3		3-2 G5-3 1-2 2-3			1-1 G4-3	2-3 K			4 0 0 0 0 1 2	
Daryle Ward, L OBP: 0.311, SLG: 0.532 (1, 3)	2-0 P4		1-1 2-H 3-H 1B			0-1 G6-3		1-3 K		4 0 1 2 0 1 0	
Craig Wilson, R OBP: 0.382, SLG: 0.564 16 Salomon Torres, R Jose Mesa, R (1, 9) (8, 1) (9, 1)		0-0 G4-3 3B	3-3 K			1-3 K		3-1 F8		4 1 1 0 0 2 1 0 0 0 0 0 0 0 0 0 0 0 0 0 0	
Rob Mackowiak, L OBP: 0.331, SLG: 0.502 (1, 5) (8, 9)		2-2 G4-3		0-0 G3			2-2 1B 18 HR 1B	0-1 3B		4 1 2 1 0 0 0	
Jason Bay, R OBP: 0.336, SLG: 0.569 (1, 7)		2-3 K		2-3 K			0-0 SH5-3	4-0 IBB		2 0 0 0 1 2 0	
Tike Redman, L OBP: 0.264, SLG: 0.336 (1, 8)		0-0 F7		1-0 F8			2-1 P5	0-2 K		4 0 0 0 0 1 3	
Jose Castillo, R OBP: 0.302, SLG: 0.342 (1, 4)			0-2 2 G5-3 1B SH3 1B		0-1 G5-3		1-0 BB 18 HR 1B	2-1 G5-3		4 2 2 0 0 0 0	
Ryan Vogelsong, R OBP: 0.278, SLG: 0.313 Randall Simon, L OBP: 0.263, SLG: 0.241 Brian Meadows, R Chris Stynes, R OBP: 0.245, SLG: 0.263 (1, 1) (7, PH) (7, 1) (8, 5)			0-1 SAFE SH3		3-2 G5-3		4-1 BB 18 HR BB	0-3 K		1 0 0 0 0 0 0 0 1 0 0 1 0 0 0 0 0 0 0 0 0 1 0 0 0 0 1 0	
Inning Stats	R: 0 E: 0 K: 0 S: 7 H: 0 LOB: 0 BB: 0 P: 13	R: 1 E: 0 K: 1 S: 9 H: 1 LOB: 0 BB: 0 P: 13	R: 2 E: 0 K: 1 S: 16 H: 2 LOB: 1 BB: 1 P: 27	R: 0 E: 0 K: 1 S: 5 H: 0 LOB: 0 BB: 0 P: 8	R: 0 E: 0 K: 1 S: 8 H: 0 LOB: 0 BB: 0 P: 12	R: 0 E: 0 K: 1 S: 8 H: 0 LOB: 0 BB: 0 P: 10	R: 4 E: 0 K: 1 S: 13 H: 3 LOB: 0 BB: 1 P: 25	R: 0 E: 0 K: 2 S: 10 H: 1 LOB: 2 BB: 1 P: 18	R: 0 E: 0 K: 1 S: 8 H: 0 LOB: 0 BB: 0 P: 12	1B: 4 2B: 0 3B: 2 HR: 1 SF: 0 SAC: 2 DP: 0 HBP: 0	
PITCHER	IP WLS BF H R ER SO BB IBB HBP BLK WP HR S P ERA WHIP	PITCHER IP WLS BF H R ER SO BB IBB HBP BLK WP HR S P ERA WHIP									
Pete Munro, R ERA: 2.82 (1, 1)	6.1 L 24 4 4 4 4 1 0 0 0 0 0 57 89 5.68 0.789										
David Weathers, R ERA: 4.46 (7, 1)	0.2 5 2 3 3 1 1 0 0 0 0 0 1 9 19 40.50 4.500										
Mike Gallo, L ERA: 3.27 (8, 1)	1.0 5 1 0 0 2 0 0 1 0 0 0 0 10 18 0.00 1.000										
Chad Harville, R ERA: 4.87 (9, 1)	1.0 3 0 0 0 1 0 0 0 0 0 0 0 8 12 0.00 0.000										

AB	32
R	7
H	7
RBI	7
BB	3
SO	8
LOB	6



livebaseballscorecards.com

Batter	1	2	3	4	5	6	7	8	9	AB	R	H	RBI	BB	SO	LOB	BOTTOM										
Craig Biggio, R OBP: 0.366, SLG: 0.463 (1, 8) C F B B B B	4-2 28 SH1-3 17 E BB		1-2 F8		4-2 BB BB BB BB BB		1-2 G5-3		0-0 G5-3	3	1	0	0	2	0	2											
28 Adam Everett, R OBP: 0.318, SLG: 0.365 (1, 6) C B 1 SAFE X	1-1 SH1-3 1-2		3-2 F9		0-0 1 SAFE 1 SAFE X		0-0 F7		2-2 G5-3	3	0	0	0	0	0	1											
17 Lance Berkman, S OBP: 0.478, SLG: 0.627 (1, 7) B C B X	2-1 E4 FC5 2-H		2-1 F7		2-0 BB X		2-0 G4-3		2-1 5 1B 1B	4	0	1	0	0	0	1											
5 Jeff Bagwell, R OBP: 0.405, SLG: 0.482 (1, 3) B F B B S	3-3 K				3-2 3B 1B		0-0 P4		0-1 1-2 1B	4	1	2	0	0	1	1											
Morgan Ensberg, R OBP: 0.338, SLG: 0.352 (1, 5) B C B B B	4-2 BB				3-1 L8		1-2 L9		1-3 K	3	0	0	0	1	1	3											
Jose Vizcaino, S OBP: 0.336, SLG: 0.369 (1, 4) X	0-0 FC5 2-3f				1 SAFE 3-2 1-H 3B		2-3 K		0-2 G1-3	4	0	1	1	0	1	4											
16 Jason Lane, R OBP: 0.333, SLG: 0.438 (1, 9) F C B B B B B B X			3-2 F9		2-1 F9		2-0 P3		1-1 G6-3	4	0	0	0	0	0	1											
Brad Ausmus, R OBP: 0.305, SLG: 0.316 (1, 2) X C			0-1 G1-3		0-0 G5-3		1-2 G1-3 1B		0-1 L8	4	0	1	0	0	0	1											
Pete Munro, R David Weathers, R Mike Lamb, L Mike Gallo, L Chad Harville, R Orlando Palmeiro, L (1, 1) (7, 1) (7, PH) (8, 1) (9, 1) (9, PH)			2-3 K		0-2 G6-3		1-0 G1-3		4-0 BB	2	0	0	0	0	0	1											
Inning Stats	R: 1 E: 1 K: 12 S: 12	H: 0 LOB: 2 BB: 2 P: 26	R: 0 E: 0 K: 14 S: 14	H: 0 LOB: 0 BB: 0 P: 19	R: 0 E: 0 K: 0 S: 9	H: 0 LOB: 0 BB: 0 P: 15	R: 1 E: 0 K: 0 S: 12	H: 2 LOB: 1 BB: 0 P: 23	R: 0 E: 0 K: 0 S: 8	H: 0 LOB: 1 BB: 1 P: 14	R: 0 E: 0 K: 1 S: 7	H: 0 LOB: 0 BB: 0 P: 10	R: 0 E: 0 K: 0 S: 9	H: 1 LOB: 1 BB: 0 P: 14	R: 0 E: 0 K: 1 S: 14	H: 2 LOB: 2 BB: 0 P: 19	R: 0 E: 0 K: 0 S: 5	H: 0 LOB: 1 BB: 1 P: 10	1B: 4 2B: 0 3B: 1 HR: 0	SF: 0 SAC: 1 DP: 0 HBP: 0	WP: 0 PB: 0 SB: 0 CS: 0	PA: 37	ERA WHIP				
PITCHER Ryan Vogelsong, R ERA: 7.1 Brian Meadows, R ERA: 2.7 16 Salomon Torres, R ERA: 3.15 Jose Mesa, R ERA: 2.48	(1, 1) (7, 1) (8, 1) (9, 1)	IP WLS W	BF 24	H 2	R 2	ER 1	SO 3	BB 3	IBB 0	HBP 0	BLK 0	WP 0	HR 0	S 62	P 107	ERA 1.50	WHIP 0.833										
																		1B: 4 2B: 0 3B: 1 HR: 0	SF: 0 SAC: 1 DP: 0 HBP: 0	WP: 0 PB: 0 SB: 0 CS: 0	PA: 37	ERA WHIP					

Pittsburgh Pirates @ Houston Astros
Minute Maid Park, Houston, TX
Wed Jun 23 2004, 7:05 PM CDT
Att: 34,242 - Dome - 74 F

livebaseballscorecards.com

AB 32
R 2
H 5
RBI 1
BB 4
SO 4
LOB 15



Batter	1	2	3	4	5	6	7	8	9	AB R H RBI BB SO LOB
18 Jason Kendall, R (1, 2) OBP: 0.404, SLG: 0.398	1-2 L5		0-1 G6-3		1-2 2-3 2 PB 1B			3-3 K		4 0 1 0 0 1 0
2 Jack Wilson, R (1, 6) OBP: 0.359, SLG: 0.495	1-1 G4-3		0-1 G5-3		2-3 K			1-2 G6-4-3 1B		4 0 1 0 0 1 1
Daryle Ward, L (1, 3) OBP: 0.304, SLG: 0.519	2-3 K		0-1 G3		3-1 P6			0-2 G6-4-3 1-2f		4 0 0 0 0 1 2
Craig Wilson, R (1, 9) OBP: 0.377, SLG: 0.556		1-0 F8		0-3 K		3-2 P5		0-2 F8		4 0 0 0 0 1 0
Rob Mackowiak, L (1, 5) OBP: 0.325, SLG: 0.493		0-1 G6-3		2-1 G4-3		0-0 G3-1		0-3 K		4 0 0 0 0 1 0
Jason Bay, R (1, 7) OBP: 0.333, SLG: 0.552		4-2 1B BB		3-2 F8		3-3 K		1-3 K		3 0 0 0 1 2 0
Tike Redman, L (1, 8) OBP: 0.269, SLG: 0.341		1-1 SAFE SAFE 18 FC5 S 1-3 1B		0-1 S 1B 1B		2-1 G3				3 1 2 0 0 0 0
Abraham Nunez, S (1, 4) OBP: 0.280, SLG: 0.348		4-2 1-2 BB		3-2 SAFE 18 1B 2 PB 18 SH2-4 1B		1-1 G4-3				2 1 1 1 1 0 0
18 Sean Burnett, L (1, 1) 16 Salomon Torres, R (8, 1)		1-1 FC5 2-3f		1-2 SAFE L L L X SH2-4		1-1 G5-3				2 0 0 0 0 0 3 0 0 0 0 0 0 0

Inning Stats	R: 0 E: 0 K: 1 S: 10	H: 0 LOB: 0 BB: 0 P: 14	R: 0 E: 0 K: 0 S: 12	H: 1 LOB: 3 BB: 2 P: 23	R: 0 E: 0 K: 0 S: 6	H: 0 LOB: 0 BB: 0 P: 6	R: 0 E: 0 K: 1 S: 9	H: 0 LOB: 0 BB: 0 P: 14	R: 2 E: 0 K: 1 S: 17	H: 3 LOB: 1 BB: 0 P: 27	R: 0 E: 0 K: 1 S: 7	H: 0 LOB: 0 BB: 0 P: 13	R: 0 E: 0 K: 0 S: 6	H: 0 LOB: 0 BB: 0 P: 10	R: 0 E: 0 K: 1 S: 10	H: 1 LOB: 0 BB: 0 P: 14	R: 0 E: 0 K: 2 S: 10	H: 0 LOB: 0 BB: 0 P: 11	1B: 5 2B: 0 3B: 0 HR: 0	SF: 0 SAC: 1 DP: 1 HBP: 0	WP: 0 PB: 1 SB: 2 CS: 0	PA: 33
--------------	-------------------------------	----------------------------------	-------------------------------	----------------------------------	------------------------------	---------------------------------	------------------------------	----------------------------------	-------------------------------	----------------------------------	------------------------------	----------------------------------	------------------------------	----------------------------------	-------------------------------	----------------------------------	-------------------------------	----------------------------------	----------------------------------	------------------------------------	----------------------------------	--------

PITCHER	IP	WLS	BF	H	R	ER	SO	BB	IBB	HBP	BLK	WP	HR	S	P	ERA	WHIP
Roger Clemens, R (1, 1) ERA: 2.73	7.0	W	27	4	2	1	4	2	0	0	0	0	0	67	107	1.29	0.857
Dan Miceli, R (8, 1) ERA: 3.56	1.0	H	3	1	0	0	1	0	0	0	0	0	0	10	14	0.00	1.000
54 Brad Lidge, R (9, 1) ERA: 2.55	1.0	S	3	0	0	0	2	0	0	0	0	0	0	10	11	0.00	0.000

TOP

Pittsburgh Pirates @ Houston Astros
Minute Maid Park, Houston, TX

Thu Jun 24 2004, 7:05 PM CDT
Att. 39,851 - Dome - 74 F

AB	30
R	2
H	5
RBI	1
BB	2
SO	7
LOB	6

livebaseballscorecards.com

Batter	1	2	3	4	5	6	7	8	9	AB	R	H	RBI	BB	SO	LOB
Craig Biggio, R OBP: 0.362, SLG: 0.457 (1, 8)	0-1 G6-3		0-1 G4-3	2-2 FC5			0-1 G6-3			4	0	0	0	0	0	3
Morgan Ensberg, R OBP: 0.346, SLG: 0.357 (1, 5)	1-0 17 F9 1B		4-2 17 BB 1B			3-2 G5-3	3-1 17 FC6-4 1B			3	2	2	1	1	0	0
17 Lance Berkman, S OBP: 0.475, SLG: 0.618 (1, 7)	2-0 F9		4-1 1B BB			1-1 G6-3	1-0 FC6-4			3	0	0	0	1	0	2
Jeff Kent, R OBP: 0.346, SLG: 0.510 (1, 4)	2-2 5 FC6-4 1B		3-1 1-3 2-H 1B			2-1 G5-3		3-2 G6-3		4	0	2	2	0	0	0
5 Jeff Bagwell, R OBP: 0.400, SLG: 0.475 (1, 3)	0-0 FC6-4		1-1 G6-3			1-2 G5-3		2-2 G5-3		4	0	0	0	0	0	2
16 Jason Lane, R OBP: 0.319, SLG: 0.417 (1, 9)		0-1 P3		1-2 E6		1-1 F8		3-2 G5-3		4	0	0	0	0	0	0
Brad Ausmus, R OBP: 0.301, SLG: 0.311 (1, 2)		0-1 F9		2-2 FC1-6-4 FC3-5 4 BB 1-2f		0-0 F9				3	0	0	0	0	0	1
4 Eric Bruntlett, R OBP: 0.467, SLG: 0.700 (1, 6)		4-2 BB		4-1 FC5 FC3-5 1-2 BB			0-0 G6-3 28 SH1-3 1B			1	1	1	0	2	0	0
Roger Clemens, R OBP: 0.200, SLG: 0.172 (1, 1)		2-3 K		0-1 FC3-5			0-0 SH1-3			2	0	0	0	0	1	3
28 Adam Everett, R OBP: 0.318, SLG: 0.365 (7, PH)										0	0	0	0	0	0	0
Dan Miceli, R OBP: 0.500, SLG: 0.500 (8, 1)										0	0	0	0	0	0	0
54 Brad Lidge, R (9, 1)										0	0	0	0	0	0	0

Inning Stats	R: 1	H: 2	E: 0	K: 0	S: 9	R: 0	H: 0	E: 0	K: 1	S: 10	R: 1	H: 1	E: 0	K: 0	S: 9	R: 0	H: 0	E: 0	K: 0	S: 9	R: 0	H: 0	E: 0	K: 0	S: 6	R: 1	H: 2	E: 0	K: 0	S: 7	R: 0	H: 0	E: 0	K: 0	S: 14	
	LOB: 1	BB: 0	P: 14			LOB: 1	BB: 1				LOB: 2	BB: 2	P: 21			LOB: 0	BB: 0				LOB: 0	BB: 0			LOB: 1	BB: 0			LOB: 0	BB: 0			LOB: 0	BB: 0		
PITCHER	IP	WLS	BF	H	R	ER	SO	BB	IBB	HBP	BLK	WP	HR	S	P	ERA	WHIP																			
18 Sean Burnett, L ERA: 4.15 (1, 1)	7.0	L	30	5	3	3	1	4	0	0	0	0	0	66	109	3.86	1.286																			
16 Salomon Torres, R ERA: 3.07 (8, 1)	1.0		3	0	0	0	0	0	0	0	0	0	0	14	22	0.00	0.000																			


BOTTOM

Pittsburgh Pirates @ Houston Astros
Minute Maid Park, Houston, TX

Thu Jun 24 2004, 7:05 PM CDT
Att: 39,851 - Dome - 74 F

AB	28
R	3
H	5
RBI	3
BB	4
SO	1
LOB	11

livebaseballscorecards.com



WP: 0	PA: 33
PB: 0	SB: 1
CS: 0	

Batter	1	2	3	4	5	6	7	8	9	AB R H RBI BB SO LOB	TOP		
18 Jason Kendall, R OBP: 0.398, SLG: 0.392 (1, 2) C X	0-1 L8 1B	0-2 F8 1B			2-2 G6-3 1B			0-1 G6-3 1B		4 0 0 0 0 0 0			
2 Jack Wilson, R OBP: 0.357, SLG: 0.492 (1, 6) C B X	1-2 BB 1B	0-0 F9 1B			0-1 P4 1B			1-2 G3-1 1B		4 1 1 0 0 0 0			
Daryle Ward, L OBP: 0.309, SLG: 0.521 (1, 3) B B B	4-0 1B 1-2 HR BB				0-2 P5 1B			2-1 L8 2B		3 1 1 0 1 0 0			
Craig Wilson, R OBP: 0.375, SLG: 0.549 (1, 9) B B C X	2-2 F9 1B				2-2 F7 1B			4-2 BB 1B		3 0 0 0 1 0 2			
Rob Mackowiak, L OBP: 0.324, SLG: 0.489 (1, 5) B B X	2-0 HR 1-3 2-H 1B				2-2 G1-3 1B			2-2 L7 1B		4 1 1 1 0 1 2			
Jason Bay, R OBP: 0.339, SLG: 0.578 (1, 7) F B X	1-1 HR 1-H 3-H 1B				0-0 F7 1B			1-2 G6-3 1B		4 1 2 3 0 0 0			
Tike Redman, L OBP: 0.269, SLG: 0.344 (1, 8) B B C X	2-2 2B 1B				0-1 F9 1B			1-2 F8 1B		4 0 1 0 0 0 1			
Jose Castillo, R OBP: 0.296, SLG: 0.336 Bobby Hill, S OBP: 0.350, SLG: 0.336 (1, 4) X (9, PH)	0-0 G5-3 1B				0-0 L6 1B			0-2 G6-3 1B		3 0 0 0 0 0 2 1 0 0 0 0 1 0			
Kip Wells, R OBP: 0.174, SLG: 0.273 Brian Meadows, R (7, 1) 16 Salomon Torres, R (7, 1) Michael Gonzalez, R (7, 1) Mark Corey, R (8, 1)		1-3 K 1B			0-3 K 1B			2-3 K 1B		3 0 0 0 0 3 1 0			
Inning Stats	R: 4 H: 4 E: 0 LOB: 1 K: 0 BB: 1 S: 17 P: 29	R: 0 H: 0 E: 0 LOB: 0 K: 1 BB: 0 S: 7 P: 8	R: 0 H: 0 E: 0 LOB: 0 K: 0 BB: 0 S: 9 P: 13	R: 0 H: 0 E: 0 LOB: 0 K: 0 BB: 0 S: 4 P: 4	R: 0 H: 0 E: 0 LOB: 0 K: 1 BB: 0 S: 8 P: 10	R: 0 H: 0 E: 0 LOB: 0 K: 1 BB: 0 S: 8 P: 12	R: 0 H: 1 E: 0 LOB: 1 K: 1 BB: 0 S: 12 P: 16	R: 0 H: 1 E: 0 LOB: 2 K: 0 BB: 1 S: 13 P: 22	R: 0 H: 0 E: 0 LOB: 0 K: 1 BB: 0 S: 8 P: 11	1B: 3 SF: 0 2B: 2 SAC: 0 3B: 0 DP: 0 HR: 1 HBP: 0	WP: 0 PA: 35 PB: 0 SB: 0 CS: 0		
PITCHER	IP WLS BF H R ER SO BB IBB HBP BLK WP HR S P ERA WHIP											PITCHER	IP WLS BF H R ER SO BB IBB HBP BLK WP HR S P ERA WHIP
Jose Acevedo, R ERA: 5.3 (1, 1)	7.0 W 27 5 4 4 4 1 0 0 0 0 1 65 92 5.14 0.857												
John Riedling, R ERA: 3.79 (8, 1)	0.2 H 4 1 0 0 0 1 0 0 0 0 0 0 10 17 0.00 3.000												
Mike Matthews, L ERA: 3.38 (8, 1)	0.1 H 1 0 0 0 0 0 0 0 0 0 0 0 3 5 0.00 0.000												
Danny Graves, R ERA: 3.19 (9, 1)	1.0 S 3 0 0 0 0 1 0 0 0 0 0 0 8 11 0.00 0.000												

Pittsburgh Pirates @ Cincinnati Reds
Great American Ball Park, Cincinnati, OH

Fri Jun 25 2004, 7:10 PM EDT
Att. 41,959 - Unknown - 71 F

livebaseballscorecards.com

AB	33
R	4
H	6
RBI	4
BB	2
SO	5
LOB	8



BOTTOM

Pittsburgh Pirates @ Cincinnati Reds
Great American Ball Park, Cincinnati, OH

Fri Jun 25 2004, 7:10 PM EDT
Att: 41,959 - Unknown - 71 F

livebaseballscores.com

AB	30
R	6
H	7
RBI	6
BB	4
SO	8
LOB	7



WP:	0	PA:	34
PB:	0		
SB:	1		
CS:	0		

AB	R	H	RBI	BB	SO	LOB
3	1	1	0	1	0	0
2	0	0	0	1	0	1
1	1	1	4	0	0	0
0	0	0	0	0	0	0
0	0	0	0	0	0	0
0	0	0	0	0	0	0
3	0	0	0	1	0	2
3	0	0	0	1	2	1
4	0	0	0	0	1	2
4	1	2	0	0	2	0
4	1	1	0	0	1	1
3	1	1	1	0	0	0
2	0	0	0	0	2	0
1	1	1	1	0	0	0
0	0	0	0	0	0	0

Batter	1	2	3	4	5	6	7	8	9
6 Ryan Freel, R OBP: 0.362, SLG: 0.338 (1, 9)	1-1 F9		0-1 F8			2-2 G4-3 1B	4-1 HR BB		
D'Angelo Jimenez, S OBP: 0.367, SLG: 0.369 Wily Mo Peña, R OBP: 0.311, SLG: 0.500 (7, PH) John Riedling, R (8, 1) Mike Matthews, L (8, 1) Danny Graves, R (9, 1)	4-0 G4-3 BB		2-0 G3			2-1 G4-3 1-2	2-1 HR 1-H 2-H 3-H		
Sean Casey, L OBP: 0.408, SLG: 0.618 (1, 3)	3-2 G4-3 1-2			3-2 G4-3		3-1 G6-3	4-2 BB		
Ken Griffey Jr., L OBP: 0.349, SLG: 0.523 (1, 8)	4-2 BB			2-2 G4-3			K		
Adam Dunn, L OBP: 0.405, SLG: 0.551 (1, 7)	2-1 G4-3			2-3 K			F8	1-1 G3-1	
Jason LaRue, R OBP: 0.328, SLG: 0.418 (1, 2)		1-3 K			1-3 K		0-1 1B 2B	2-2 G5-4-3 1B	
Juan Castro, R OBP: 0.352, SLG: 0.444 (1, 6)		0-3 K2-3			3-2 G4-3		1-1 1B 2-3 1B	1-1 G5-4-3 1-2f	
Tim Hummel, R OBP: 0.342, SLG: 0.412 (1, 5)		1-1 G1-3			0-0 F8		2-2 1B HR 1B		
Jose Acevedo, R OBP: 0.143, SLG: 0.077 Jermaine Clark, L OBP: 0.259, SLG: 0.208 (7, PH) Felipe Lopez, S OBP: 0.170, SLG: 0.196 (8, 4)			2-3 K			3-3 K	0-0 HR 1B 6 S		

Inning	R	H	E	K	S	H	LOB	BB	P
1	0	0	0	10	24	0	2	9	11
2	0	0	0	9	11	0	0	11	10
3	0	0	0	6	10	0	0	10	10
4	0	0	0	13	20	0	0	20	11
5	0	0	0	7	11	0	0	11	11
6	0	1	0	11	21	1	1	21	21
7	6	5	0	22	40	5	2	40	40
8	0	1	0	7	11	1	0	11	11
9	0	0	0	7	11	0	0	11	11

PITCHER	IP	WLS	BF	H	R	ER	SO	BB	IBB	HBP	BLK	WP	HR	S	P	ERA	WHIP
Kip Wells, R ERA: 5.03 (1, 1)	6.2		25	3	2	2	7	2	0	0	0	0	0	65	110	2.70	0.750
Brian Meadows, R ERA: 3.15 (7, 1)	0.0	L	2	2	0	0	0	0	0	0	0	0	4	6			
16 Salomon Torres, R ERA: 3.29 (7, 1)	0.0		1	0	0	0	0	1	0	0	0	0	1	5			
Michael Gonzalez, L ERA: 0.79 (7, 1)	0.1	B	3	1	4	4	1	1	0	0	0	0	1	8	16	108.00	6.000
Mark Corey, R ERA: 5.79 (8, 1)	1.0		3	1	0	0	0	0	0	0	0	0	0	7	11	0.00	1.000

Batter	1	2	3	4	5	6	7	8	9	AB R H RBI BB SO LOB	TOP	
18 Jason Kendall, R OBP: 0.399, SLG: 0.391 (1, 2)	F9		BB		BB		P6			3 0 1 0 1 0 1		
2 Jack Wilson, R OBP: 0.356, SLG: 0.487 (1, 6)	K		BB		G5-3		K			3 0 0 0 1 2 2		
Rob Mackowiak, L OBP: 0.323, SLG: 0.485 (1, 5) (9, 9)	F7		BB		F8					4 0 1 0 0 1 2		
Craig Wilson, R OBP: 0.370, SLG: 0.541 Chris Stynes, R OBP: 0.245, SLG: 0.263 (1, 9) (9, 5)		G5-3								4 0 0 0 0 1 3 0 0 0 0 0 0 0		
Jason Bay, R OBP: 0.336, SLG: 0.566 (1, 7)		F8			K					4 0 1 0 0 1 1		
Randall Simon, L OBP: 0.283, SLG: 0.300 (1, 3)		1B			1B					3 1 2 1 1 0 1		
Tike Redman, L OBP: 0.268, SLG: 0.342 (1, 8)		2B			BB					4 0 1 0 0 1 2		
Jose Castillo, R OBP: 0.301, SLG: 0.340 (1, 4)		1B			F7					4 0 2 0 0 1 2		
Oliver Pérez, L OBP: 0.200, SLG: 0.167 Mark Corey, R Bobby Hill, S OBP: 0.348, SLG: 0.333 Jose Mesa, R (9, 1)		K			1B					3 0 0 0 0 2 3 0 0 0 0 0 0 0 1 0 0 0 0 1 0 0 0 0 0 0 0 0		
Inning Stats	R: 0 H: 0 E: 0 LOB: 0 K: 1 BB: 0 S: 10 P: 12	R: 0 H: 2 E: 0 LOB: 2 K: 1 BB: 0 S: 15 P: 26	R: 0 H: 0 E: 0 LOB: 2 K: 3 BB: 2 S: 11 P: 23	R: 0 H: 1 E: 0 LOB: 2 K: 2 BB: 1 S: 14 P: 22	R: 0 H: 1 E: 0 LOB: 0 K: 0 BB: 0 S: 8 P: 11	R: 0 H: 1 E: 0 LOB: 1 K: 1 BB: 0 S: 11 P: 15	R: 0 H: 1 E: 0 LOB: 1 K: 1 BB: 0 S: 10 P: 13	R: 0 H: 1 E: 0 LOB: 0 K: 0 BB: 0 S: 6 P: 10	R: 1 H: 1 E: 0 LOB: 0 K: 1 BB: 0 S: 9 P: 11	1B: 6 SF: 0 2B: 1 SAC: 0 3B: 0 DP: 1 HR: 1 HBP: 0	WP: 1 PA: 36 PB: 0 SB: 0 CS: 1	
PITCHER 39 Aaron Harang, R ERA: 5.01 Gabe White, L ERA: 6.84 Todd Jones, R ERA: 3.6	IP WLS BF H R ER SO BB IBB HBP BLK WP HR S P ERA WHIP											PITCHER IP WLS BF H R ER SO BB IBB HBP BLK WP HR S P ERA WHIP

Pittsburgh Pirates @ Cincinnati Reds
Great American Ball Park, Cincinnati, OH
Sat Jun 26 2004, 7:10 PM EDT
Att. 41,376 - Cloudy - 74 F

livebaseballscorecards.com

AB 33
R 1
H 8
RBI 1
BB 3
SO 10
LOB 17



Batter	1	2	3	4	5	6	7	8	9	AB	R	H	RBI	BB	SO	LOB
6 Ryan Freel, R OBP: 0.364, SLG: 0.342 (1, 7)	3-3 K		4-1 BB 1-2 BB		1-1 SAFE 1-3 2B			0-1 B1-3		3	0	1	0	1	1	0
Barry Larkin, R OBP: 0.353, SLG: 0.419 (1, 6)	0-2 P3		4-1 BB 1-2 2-3 BB		4-1 BB			0-1 F9		2	0	0	0	2	0	0
Sean Casey, L OBP: 0.403, SLG: 0.609 (1, 3)	2-2 G3-1		0-1 L3		2-3 K			1-0 L6		4	0	0	0	0	1	6
Ken Griffey Jr., L OBP: 0.344, SLG: 0.515 (1, 8)		3-3 K		0-3 K		2-3 K		0-2 F7		4	0	0	0	0	3	0
Wily Mo Peña, R OBP: 0.303, SLG: 0.487 (1, 9)		0-3 K		2-2 G4-3		3-3 K		3-2 BB 1B		3	0	0	0	0	2	0
Adam Dunn, L OBP: 0.407, SLG: 0.553 (9, PH)										1	0	1	0	0	0	0
Jason LaRue, R OBP: 0.322, SLG: 0.408 (1, 2)		0-3 K		0-3 K		0-0 L8		0-3 SAFE K		4	0	0	0	0	3	1
Juan Castro, R OBP: 0.367, SLG: 0.461 (1, 4)			0-0 BB 6 BB 1B		2-1 FC1-6 2B		2-2 P4		4-2 BB	3	0	2	0	1	0	0
Tim Hummel, R OBP: 0.329, SLG: 0.394 (1, 5)			1-1 P4		0-0 FC1-6 2B		1-3 K		1-3 K	3	0	0	0	0	1	2
Jacob Cruz, L OBP: 0.351, SLG: 0.424 (9, PH)					2-3 K					1	0	0	0	0	1	2
39 Aaron Harang, R OBP: 0.043, SLG: 0.087 (1, 1)			2-3 K		2-3 SAFE K		1-3 K			1	0	0	0	0	1	1
Brandon Larson, R OBP: 0.315, SLG: 0.338 (5, PH)										1	0	0	0	0	1	1
Gabe White, L (6, 1)										0	0	0	0	0	0	0
Jermaine Clark, L OBP: 0.250, SLG: 0.200 (7, PH)										1	0	0	0	0	1	0
Todd Jones, L (8, 1)										0	0	0	0	0	0	0

Inning Stats	R: 0	H: 0	E: 0	K: 1	S: 10	R: 0	H: 0	E: 0	K: 3	S: 9	R: 0	H: 1	E: 0	K: 1	S: 10	R: 0	H: 0	E: 0	K: 2	S: 12	R: 0	H: 2	E: 0	K: 2	S: 14	R: 0	H: 0	E: 0	K: 2	S: 8	R: 0	H: 0	E: 0	K: 2	S: 11	R: 0	H: 0	E: 0	K: 0	S: 5	R: 0	H: 1	E: 0	K: 2	S: 18	1B: 2	2B: 2	3B: 0	HR: 0	SF: 0	SAC: 0	DP: 0	HBP: 0	WP: 0	PA: 35
--------------	------	------	------	------	-------	------	------	------	------	------	------	------	------	------	-------	------	------	------	------	-------	------	------	------	------	-------	------	------	------	------	------	------	------	------	------	-------	------	------	------	------	------	------	------	------	------	-------	-------	-------	-------	-------	-------	--------	-------	--------	-------	--------

PITCHER	IP	WLS	BF	H	R	ER	SO	BB	IBB	HBP	BLK	WP	HR	S	P	ERA	WHIP
Oliver Pérez, L ERA: 3.38 (1, 1)	7.0		27	3	0	0	13	3	0	0	0	0	0	74	115	0.00	0.857
Mark Corey, R ERA: 5.23 (8, 1)	1.0	W	3	0	0	0	0	0	0	0	0	0	0	5	6	0.00	0.000
Jose Mesa, R ERA: 2.4 (9, 1)	1.0	S	5	1	0	0	2	1	0	0	0	0	0	18	26	0.00	2.000

BOTTOM

Pittsburgh Pirates @ Cincinnati Reds
Great American Ball Park, Cincinnati, OH

AB	31
R	0
H	4
RBI	0
BB	4
SO	15
LOB	13



Sat Jun 26 2004, 7:10 PM EDT
Att. 41,376 - Cloudy - 74 F

livebaseballscorecards.com

Batter	1	2	3	4	5	6	7	8	9	AB R H RBI BB SO LOB	TOP
--------	---	---	---	---	---	---	---	---	---	----------------------	-----

18 Jason Kendall, R OBP: 0.398, SLG: 0.389 (1, 2)	0-1 G1-3		4-2 1B HR BB		1-2 CS 1B	1-1 FC3-6 1-2f		1-2 SF8	1-2 F9	4 1 1 1 1 0 5	
2 Jack Wilson, R OBP: 0.359, SLG: 0.497 (1, 6)	1-0 BB 1B		2-3 K		0-1 P3		2-2 P3	0-0 2B	1-0 WP 3B	6 1 3 3 0 1 2	
Rob Mackowiak, L OBP: 0.323, SLG: 0.479 (1, 5) (8, 9)	4-0 BB		0-3 K		3-3 K		0-0 G4-3 1B	0-0 G3	3-3 K	5 0 1 0 1 3 3	
Craig Wilson, R OBP: 0.373, SLG: 0.547 (1, 9) (7, 3)	1-3 K		0-0 HR 1B			2-2 F8	3-2 G4-3		3-H 2B	6 3 3 0 0 1 3	
Jason Bay, R OBP: 0.359, SLG: 0.598 (1, 7)	1-1 G5-3		3-2 HR			4-2 G3 1B BB	4-2 BB		3-H 2B 1B	4 3 3 4 2 0 2	
Randall Simon, L OBP: 0.294, SLG: 0.297 (1, 3)		4-1	2-3 K			4-0 1B G3 BB	2-3 K		2B 1B	1 0 0 0 2 1 0	
Tony Alvarez, R (7, PH)									2B 1B	1 0 0 0 0 1 2	
Jose Castillo, R OBP: 0.310, SLG: 0.348 (8, 4)			FC6-4 BB			1-2 BB			1B	2 1 2 1 0 0 0	
Tike Redman, L OBP: 0.270, SLG: 0.346 (1, 8)		2-2 FC6-4		3-1 G4-3		1-2 G3		2-1 1B HBP 18 SF8 1B		6 2 2 1 0 0 5	
Bobby Hill, S OBP: 0.352, SLG: 0.328 (1, 4)		2-3 K		2-1 F8		4-0 1B IBB		2-2 2B HBP	0-2 WP 2B	2 1 0 0 1 1 1	
Chris Stynes, R OBP: 0.250, SLG: 0.276 (8, 5)								1-2 2B	2-H 3-H 2B	1 1 1 2 0 0 0	
Josh Fogg, R OBP: 0.100, SLG: 0.100 (1, 1)		1-2 G4-3		0-0 G1-3		1-1 18 FC3-6 1B		0-0 2B	4-2 2B WP	3 0 1 1 0 0 1	
34 John Grabow, L (7, 1)										0 0 0 0 0 0 0	
Mark Corey, R (7, 1)										0 0 0 0 0 0 0	
Abraham Nunez, S OBP: 0.287, SLG: 0.356 (8, PH)										0 0 0 0 0 0 0	
16 Salomon Torres, R (8, 1)										0 0 0 0 0 0 0	
J.J. Davis, R OBP: 0.231, SLG: 0.095 (8, PH)										0 1 0 0 1 0 0	
Ryan Voigtsong, R OBP: 0.278, SLG: 0.313 (9, 1)										0 0 0 0 0 0 0	

Inning Stats	R: 0 E: 0 K: 1 S: 8	H: 1 LOB: 2 BB: 1 P: 15	R: 0 E: 0 K: 1 S: 10	H: 0 LOB: 1 BB: 1 P: 19	R: 3 E: 0 K: 3 S: 21	H: 2 LOB: 0 BB: 1 P: 32	R: 0 E: 0 K: 0 S: 5	H: 0 LOB: 0 BB: 0 P: 10	R: 0 E: 0 K: 1 S: 9	H: 1 LOB: 1 BB: 0 P: 13	R: 1 E: 0 K: 0 S: 16	H: 1 LOB: 3 BB: 3 P: 33	R: 0 E: 0 K: 1 S: 15	H: 1 LOB: 2 BB: 1 P: 25	R: 2 E: 0 K: 0 S: 11	H: 3 LOB: 1 BB: 0 P: 16	R: 8 E: 0 K: 1 S: 30	H: 9 LOB: 2 BB: 1 P: 47	1B: 11 2B: 6 3B: 1 HR: 1	SF: 1 SAC: 0 DP: 1 HBP: 1	WP: 2 PB: 0 SB: 1 CS: 1	PA: 52
--------------	------------------------------	----------------------------------	-------------------------------	----------------------------------	-------------------------------	----------------------------------	------------------------------	----------------------------------	------------------------------	----------------------------------	-------------------------------	----------------------------------	-------------------------------	----------------------------------	-------------------------------	----------------------------------	-------------------------------	----------------------------------	-----------------------------------	------------------------------------	----------------------------------	--------

PITCHER	IP	WLS	BF	H	R	ER	SO	BB	IBB	HBP	BLK	WP	HR	S	P	ERA	WHIP
Paul Wilson, R ERA: 3.69 (1, 1)	6.0	L	28	5	4	4	6	5	1	0	0	0	1	69	122	6.00	1.667
John Riedling, R ERA: 3.73 (7, 1)	0.2		4	1	0	0	0	1	0	0	0	0	0	12	20	0.00	3.000
Phil Norton, L ERA: 6.35 (7, 1)	0.1		3	1	2	2	1	0	0	1	0	0	0	7	13	54.00	3.000
Todd Jones, R ERA: 3.52 (8, 1)	1.0		4	2	0	0	0	0	0	0	0	0	0	7	8	0.00	2.000
Mike Matthews, L ERA: 7.56 (9, 1)	0.2		12	9	8	8	1	1	0	0	0	2	0	27	43	108.00	15.000

Pittsburgh Pirates @ Cincinnati Reds
Great American Ball Park, Cincinnati, OH
Sun Jun 27 2004, 1:15 PM EDT
Att. 35,262 - Sunny - 74 F

AB	42
R	14
H	18
RBI	13
BB	8
SO	8
LOB	24



Batter	1	2	3	4	5	6	7	8	9	AB R H RBI BB SO LOB
D'Angelo Jimenez, S (1, 4) OBP: 0.361, SLG: 0.363	0-2 G4-3		2-2 SF8			2-1 L6		1-1 G1-3	3-1 F7	4 0 0 1 0 0 2
Barry Larkin, R (1, 6) OBP: 0.352, SLG: 0.416	3-2 G6-3		0-0 G6-3			0-1 G6-3		0-0 1B		4 0 1 0 0 0 0
Sean Casey, L (1, 3) OBP: 0.402, SLG: 0.606 Tim Hummel, R (7, PR) OBP: 0.325, SLG: 0.389 (8, 3)	2-1 F7				1-2 F7		2-2 WP 1B BB 1B	0-0 E3		3 0 1 0 0 0 0 1 1 0 0 0 0 1
Ken Griffey Jr., L (1, 8) OBP: 0.340, SLG: 0.507		2-1 G1-3		1-1 G5-3		0-3 K		1-1 G3		4 0 0 0 0 1 3
Adam Dunn, L (1, 7) OBP: 0.408, SLG: 0.576		0-0 HR		2-2 G4-3		3-3 K			1-1 HR	4 2 2 2 0 1 1
Jason LaRue, R (1, 2) OBP: 0.325, SLG: 0.407		0-0 G6-3			1-2 P4		4-1 SAFE 1B SAFE 1B SAFE 1B		1-1 WP 1B	3 0 1 0 1 0 0
Jacob Cruz, L (1, 9) OBP: 0.342, SLG: 0.412 Wily Mo Peña, R (7, PH) OBP: 0.315, SLG: 0.491 (8, 9)		0-1 G3			3-1 G3-1		3-2 SAFE 1B SAFE 1B		4-0 1B	2 0 0 0 0 0 0 1 0 1 1 1 0 0
Juan Castro, R (1, 5) OBP: 0.363, SLG: 0.462			3-2 G4-3 SF8 2B		1-1 G4-3		1-0 G5-3		1-3 K	4 1 1 0 0 1 4
Paul Wilson, R 6 Ryan Freel, R John Reedling, R Felix Norton, R Todd Jones, L Jermaine Clark, L Mike Matthews, L Danny Graves, R Brandon Larson, R			0-1 G4-3			3-1 F8		1-3 K	1-0 F7	1 0 0 0 0 0 0 1 1 0 1 0 0 0 0 0 1 0 0 0 0 0 0 0 0 0 0 0 0 0 0 0 0 0 1 0 0 0 0 0 0 2

BOTTOM

Pittsburgh Pirates @ Cincinnati Reds
Great American Ball Park, Cincinnati, OH

Sun Jun 27 2004, 1:15 PM EDT
Att. 35,262 - Sunny - 74 F

livebaseballscorecards.com

AB	34
R	4
H	7
RBI	4
BB	2
SO	4
LOB	14



Inning Stats	R: 0	H: 0	E: 0	K: 10	S: 10	R: 1	H: 1	E: 0	K: 0	S: 6	R: 1	H: 1	E: 0	K: 0	S: 10	R: 0	H: 0	E: 0	K: 0	S: 9	R: 0	H: 0	E: 0	K: 0	S: 7	R: 0	H: 0	E: 0	K: 0	S: 6	R: 1	H: 2	E: 0	K: 2	S: 16	R: 0	H: 1	E: 1	K: 1	S: 9	R: 1	H: 2	E: 0	K: 1	S: 10	1B: 4	2B: 1	3B: 0	HR: 2	SF: 1	SAC: 0	DP: 0	HBP: 0	WP: 2	PB: 0	SB: 0	CS: 0	PA: 37
--------------	------	------	------	-------	-------	------	------	------	------	------	------	------	------	------	-------	------	------	------	------	------	------	------	------	------	------	------	------	------	------	------	------	------	------	------	-------	------	------	------	------	------	------	------	------	------	-------	-------	-------	-------	-------	-------	--------	-------	--------	-------	-------	-------	-------	--------

PITCHER	IP	WLS	BF	H	R	ER	SO	BB	IBB	HBP	BLK	WP	HR	S	P	ERA	WHIP
Josh Fogg, R (1, 1) ERA: 6.66	6.0	W	21	3	3	3	0	0	0	0	0	0	1	51	79	4.50	0.500
34 John Grabow, L (7, 1) ERA: 4.13	0.2	H	3	0	0	0	2	1	0	0	0	0	0	8	15	0.00	1.500
Mark Corey, R (7, 1) ERA: 5.06	0.1	H	2	1	0	0	0	0	0	0	0	1	0	5	9	0.00	3.000
16 Salomon Torres, R (8, 1) ERA: 3.21	1.0	H	5	1	0	0	1	0	0	0	0	0	0	9	12	0.00	1.000
Ryan Vogelsong, R (9, 1) ERA: 7.13	1.0		6	2	1	1	1	1	0	0	0	1	1	10	21	9.00	3.000

Batter	1	2	3	4	5	6	7	8	9	AB R H RBI BB SO LOB	TOP																
Tony Womack, L (1, 4) OBP: 0.347, SLG: 0.407	0-2 L6	1-2 2-H 2B			2-2 G5-3		0-1 F8			4 0 1 1 0 0 0	St. Louis Cardinals @ Pittsburgh Pirates PNC Park, Pittsburgh, PA Mon Jun 28 2004, 7:05 PM EDT Att. 15,544 - Unknown - 63 F																
Ray Lankford, L (1, 7) OBP: 0.362, SLG: 0.435	2-2 1B	4-2 BB			2-2 P3			2-3 K		3 0 1 0 1 1 0																	
5 Albert Pujols, R (1, 3) OBP: 0.399, SLG: 0.596	0-1 1B	0-2 F7			3-2 F8			0-0 G6-3		4 0 1 0 0 0 2																	
27 Scott Rolen, R (1, 5) OBP: 0.415, SLG: 0.625	4-2 1B				2-2 G5-3			3-2 P4		3 0 1 0 1 0 0																	
Edgar Renteria, R (1, 6) OBP: 0.323, SLG: 0.385	0-0 L6				1 SAFE 2-2 1B			0-0 G4-3		4 0 1 0 0 0 3																	
John Mabry, L (1, 9) OBP: 0.376, SLG: 0.500	3-2 F8				4-2 BB			0-0 1B		3 0 1 0 1 0 3																	
Julian Tavarez, L (9, 1)					G1-3			FC6-4 1B		0 0 0 0 0 0 0																	
So Taguchi, R (1, 8) OBP: 0.293, SLG: 0.377		3-2 G6-3			0-1 G5-3			1-3 K		4 0 0 0 0 1 3																	
Mike Matheny, R (1, 2) OBP: 0.303, SLG: 0.382		0-2 SH3-4 2B 1B			0-0 F8			1-1 FC6-4		4 1 1 0 0 0 1																	
Jeff Suppan, R (1, 1) Roger Cedeno, S (9, 9) OBP: 0.323, SLG: 0.375		0-2 SH3-4			2-2 F9			2-2 P4		2 0 0 0 0 0 0 0 0 0 0 0 0 0																	
Inning Stats	R: 0 E: 0 K: 0 S: 14	H: 2 LOB: 3 BB: 1 P: 23	R: 1 E: 0 K: 0 S: 17	H: 2 LOB: 2 BB: 1 P: 25	R: 0 E: 0 K: 0 S: 9	H: 0 LOB: 0 BB: 0 P: 12	R: 0 E: 0 K: 0 S: 7	H: 0 LOB: 0 BB: 0 P: 9	R: 0 E: 0 K: 0 S: 10	H: 0 LOB: 0 BB: 0 P: 17	R: 0 E: 0 K: 0 S: 9	H: 2 LOB: 1 BB: 1 P: 18	R: 0 E: 0 K: 0 S: 8	H: 0 LOB: 0 BB: 0 P: 10	R: 0 E: 0 K: 1 S: 7	H: 0 LOB: 0 BB: 0 P: 12	R: 0 E: 0 K: 1 S: 8	H: 1 LOB: 1 BB: 0 P: 9	1B: 6 2B: 1 3B: 0 HR: 0	SF: 0 SAC: 1 DP: 1 HBP: 0	WP: 0 PB: 0 SB: 1 CS: 0	PA: 35					
PITCHER	IP WLS BF H R ER SO BB IBB HBP BLK WP HR S P ERA WHIP																										
Kris Benson, R (1, 1) ERA: 4.78	8.0	31	6	1	1	1	3	0	0	0	0	0	0	81	126	1.12	1.125										
Jose Mesa, R (9, 1) ERA: 2.32	1.0	W	4	1	0	0	1	0	0	0	0	0	0	8	9	0.00	1.000										

AB	31
R	1
H	7
RBI	1
BB	3
SO	2
LOB	12



Batter 1 2 3 4 5 6 7 8 9 AB R H RBI BB SO LOB

BOTTOM

18 Jason Kendall, R OBP: 0.396, SLG: 0.385 (1, 2)	2-3 K ①			4-1 BB ①		2-1 G5-3 ③			2-1 G6-3 ①	3 0 0 0 1 1 0
2 Jack Wilson, R OBP: 0.357, SLG: 0.500 (1, 6)	2-2 L9 ②			1-2 L9 ①				3-1 G6-3 ①	1-0 E3 3B ①	4 1 1 0 0 0 1
Rob Mackowiak, L OBP: 0.319, SLG: 0.473 (1, 5)	3-3 K ③			1-1 F7 ②				2-1 G3 ②		3 0 0 0 0 1 1
Craig Wilson, R OBP: 0.373, SLG: 0.549 (1, 9)		0-0 G6-3 ①		3-2 G5-3 ③				0-0 2B 2B		3 1 1 0 0 0 1
Jason Bay, R OBP: 0.358, SLG: 0.600 (1, 7)		2-2 E5 L4-3		0-0 F7 ①				0-2 2B 2B		3 0 1 1 0 0 0
Randall Simon, L OBP: 0.286, SLG: 0.287 (1, 3)		3-1 L4-3 ② ③ 1-1		2-1 L9 ②				2-1 P6 ③		3 0 0 0 0 0 2
Tike Redman, L OBP: 0.267, SLG: 0.342 (1, 8)			3-2 F8 ①		0-0 G3-4-1 ③			1-2 F8 ①		3 0 0 0 0 0 0
Jose Castillo, R OBP: 0.304, SLG: 0.342 (1, 4)			1-3 K ②					1-2 F9 ②		3 0 0 0 0 2 0
Kris Benson, R OBP: 0.214, SLG: 0.185 (1, 1)			0-3 K ③					1-3 K ③		2 0 0 0 0 2 0
J.J. Davis, R OBP: 0.222, SLG: 0.091 (8, PH)										1 0 0 0 0 1 0
Jose Mesa, R (9, 1)										0 0 0 0 0 0 0

St. Louis Cardinals @ Pittsburgh Pirates
PNC Park, Pittsburgh, PA
Mon Jun 28 2004, 7:05 PM EDT
Att: 15,544 - Unknown - 63 F

livebaseballscorecards.com

AB	28
R	2
H	3
RBI	1
BB	1
SO	7
LOB	5



Inning Stats	R: 0 H: 0 E: 0 K: 2 S: 11	H: 0 LOB: 0 BB: 0 P: 18	R: 0 H: 0 E: 1 K: 0 S: 6	H: 0 LOB: 0 BB: 0 P: 11	R: 0 H: 0 E: 0 K: 2 S: 10	H: 0 LOB: 1 BB: 1 P: 14	R: 0 H: 0 E: 0 K: 0 S: 4	H: 0 LOB: 0 BB: 0 P: 6	R: 0 H: 0 E: 0 K: 2 S: 8	H: 0 LOB: 0 BB: 0 P: 14	R: 1 H: 2 E: 0 K: 0 S: 10	H: 2 LOB: 1 BB: 0 P: 17	R: 0 H: 0 E: 0 K: 1 S: 9	H: 0 LOB: 0 BB: 0 P: 12	R: 1 H: 1 E: 1 K: 0 S: 3	H: 1 LOB: 0 BB: 0 P: 6	1B: 0 SF: 0 WP: 0 PA: 29	2B: 3 SAC: 0 PB: 0 SB: 0 CS: 0	3B: 1 DP: 1 HR: 0 HBP: 0
--------------	---------------------------	-------------------------	--------------------------	-------------------------	---------------------------	-------------------------	--------------------------	------------------------	--------------------------	-------------------------	---------------------------	-------------------------	--------------------------	-------------------------	--------------------------	------------------------	--------------------------	--------------------------------	--------------------------

PITCHER	IP WLS BF H R ER SO BB IBB HBP BLK WP HR S P ERA WHIP
Jeff Suppan, R ERA: 3.52 (1, 1)	8.0 27 2 1 1 7 1 0 0 0 0 0 72 115 1.12 0.375
Julian Tavarez, R ERA: 3.06 (9, 1)	0.1 L 2 1 1 0 0 0 0 0 0 0 3 6 0.00 3.000

Batter	1	2	3	4	5	6	7	8	9	AB R H RBI BB SO LOB	TOP									
Tony Womack, L (1, 4) OBP: 0.346, SLG: 0.402	1-2 F7	0-1 G6-3			0-2 G6-3		4-2 S BB			3 0 0 0 1 0 2										
Edgar Renteria, R (1, 6) OBP: 0.329, SLG: 0.394	3-1 5 F9 2B		1-1 5 FC6-4 1B		2-2 5 BB 1B		3-2 F7 1-2			4 0 3 0 0 0 1										
5 Albert Pujols, R (1, 3) OBP: 0.398, SLG: 0.590	1-1 F9 2-3		0-0 FC6-4 1-2f		4-0 1-2 BB		2-2 G6-3			3 0 0 0 1 0 2										
27 Scott Rolen, R (1, 5) OBP: 0.416, SLG: 0.621	4-2 BB		1 SAFE 1-1 L9		3-2 F8		3-2 FC6-4 1B			3 0 1 0 1 0 3										
Reggie Sanders, R (1, 9) OBP: 0.285, SLG: 0.462	0-3 K		1 SAFE 2-1 G5-3		3-2 G5-3		1-1 FC6-4 FC6 1-2f			4 0 0 0 0 1 4										
John Mabry, L (1, 7) OBP: 0.371, SLG: 0.488		1-2 1B 1B		2-2 F8		1-1 F8		1 SAFE 1-1 SAFE FC6 1-2f		4 0 1 0 0 0 1										
So Taguchi, R (1, 8) OBP: 0.294, SLG: 0.375		1 SAFE 1-2 1B		3-2 G5-3		0-0 G4-3		3-2 F9		3 0 1 0 0 0 0										
15 Jim Edmonds, L (9, PH) OBP: 0.375, SLG: 0.542		1-2 1B		1-2 G1-3						1 0 0 0 0 0 0	AB 33									
Mike Matheny, R (1, 2) OBP: 0.298, SLG: 0.375		0-3 K		1-2 G1-3						3 0 0 0 0 2 2	R 0									
Marlon Anderson, L (9, PH) OBP: 0.293, SLG: 0.420		1-3 K		2-3 K						1 0 0 0 0 0 0	H 6									
29 Chris Carpenter, R (1, 1) OBP: 0.171, SLG: 0.147										2 0 0 0 0 2 2	RBI 0									
Ray Lankford, L (7, PH) OBP: 0.360, SLG: 0.433										1 0 0 0 0 1 0	BB 3									
Kiko Calero, R (7, 1)										0 0 0 0 0 0 0	SO 6									
Steve Kline, S (8, 1)										0 0 0 0 0 0 0	LOB 17									
Roger Cedeno, S (9, PH) OBP: 0.317, SLG: 0.368										1 0 0 0 0 0 0										
Inning Stats	R: 0 E: 0 K: 1 S: 12	H: 1 LOB: 2 BB: 1 P: 21	R: 0 E: 0 K: 2 S: 14	H: 2 LOB: 2 BB: 0 P: 17	R: 0 E: 0 K: 0 S: 7	H: 1 LOB: 1 BB: 0 P: 11	R: 0 E: 0 K: 0 S: 12	H: 0 LOB: 0 BB: 0 P: 18	R: 0 E: 0 K: 1 S: 13	H: 1 LOB: 2 BB: 1 P: 24	R: 0 E: 0 K: 2 S: 14	H: 0 LOB: 1 BB: 1 P: 23	R: 0 E: 0 K: 0 S: 12	H: 1 LOB: 1 BB: 0 P: 19	R: 0 E: 0 K: 0 S: 12	H: 0 LOB: 0 BB: 0 P: 18	1B: 5 2B: 1 3B: 0 HR: 0	SF: 0 SAC: 0 DP: 0 HBP: 0	WP: 0 PB: 0 SB: 1 CS: 0	PA: 36
PITCHER	IP WLS BF H R ER SO BB IBB HBP BLK WP HR S P ERA WHIP																			
18 Sean Burnett, L (1, 1) ERA: 3.09	6.0 W 25 5 0 0 4 2 0 0 0 0 0 0 64 101 0.00 1.167																			
Mark Corey, R (7, 1) ERA: 4.63	1.0 H 4 0 0 0 2 1 0 0 0 0 0 0 14 23 0.00 1.000																			
16 Salomon Torres, R (8, 1) ERA: 3.14	1.0 H 4 1 0 0 0 0 0 0 0 0 0 0 12 19 0.00 1.000																			
Jose Mesa, R (9, 1) ERA: 2.25	1.0 S 3 0 0 0 0 0 0 0 0 0 0 0 12 18 0.00 0.000																			

St. Louis Cardinals @ Pittsburgh Pirates
PNC Park, Pittsburgh, PA
 Tue Jun 29 2004, 7:05 PM EDT
 Att. 18,152 - Cloudy - 72 F

livebaseballscorecards.com



Batter	1	2	3	4	5	6	7	8	9	AB R H RBI BB SO LOB	TOP																
Tony Womack, L (1, 4) OBP: 0.350, SLG: 0.403	0-2 G4-3	1-2 FC3-6 1B		2-1 CS 1B			4-2 1B 5 2B BB	1-3		4 1 2 0 1 1 0																	
Marlon Anderson, L (1, 7) OBP: 0.310, SLG: 0.430	4-1 G4-3 5 HBP BB	2-0 FC3-6		2-1 CS	1-1 E BB 1B		2-0 5 2B 1B		1-0 5 2B G6-3 1B	4 1 3 1 1 0 1																	
5 Albert Pujols, R (1, 3) OBP: 0.401, SLG: 0.596	1-0 G4-3 1-2 HBP	0-1 P3			2-0 L7		0-1 1-3 2B		0-0 G6-3 1-3 2B	4 0 2 1 0 0 2																	
Ray Lankford, L (1, 8) OBP: 0.365, SLG: 0.439 So Taguchi, R (7, 8) OBP: 0.291, SLG: 0.370 15 Jim Edmonds, L (9, PH) OBP: 0.377, SLG: 0.542 Jason Marquis, L (9, PR) OBP: 0.242, SLG: 0.313 Julian Tavarez, L (9, 1)	1-2 G4-3		0-0 1B G4-6-3 2B		4-1 E BB		0-3 K		4-0 G6-3 IBB	2 1 1 0 1 0 2 1 0 0 0 0 1 2 0 0 0 0 0 1 0 0 0 0 0 0 0 0 0 0 0 0 0 0 0 0 0 0																	
Edgar Renteria, R (1, 6) OBP: 0.333, SLG: 0.394	4-0 BB		0-0 G4-6-3 1B		0-1 E1 G4-6-3		4-0 IBB		1-2 G6-3	3 0 1 0 2 0 4																	
John Mabry, L (1, 5) OBP: 0.353, SLG: 0.462	1-3 K		0-0 G4-6-3		0-0 G4-6-3		0-3 K		2-0 G4-3	5 0 0 0 0 2 12																	
Reggie Sanders, R (1, 9) OBP: 0.284, SLG: 0.471		0-0 HR	0-2 G5-3			0-0 G5-3		0-1 L5		4 1 1 1 0 0 3																	
4 Yadier Molina, R (1, 2) OBP: 0.357, SLG: 0.277 Roger Cedeno, S (8, PH) OBP: 0.313, SLG: 0.362 Mike Matheny, R (8, 2) OBP: 0.298, SLG: 0.375		0-0 G6-3		1-0 P4		3-1 F9		3-2 G1		3 0 0 0 0 0 0 1 0 0 0 0 0 0 0 0 0 0 0 0 0																	
Matt Morris, R (1, 1) OBP: 0.189, SLG: 0.171 7 Hector Luna, R (9, 5) OBP: 0.291, SLG: 0.384		4-2 1B FC3-6 BB		0-0 P3		0-1 G6-3		0-0 G5-3		3 1 0 0 1 0 0 0 0 0 0 0 0 0																	
Inning Stats	R: 0 E: 0 K: 1 S: 11	H: 0 LOB: 3 BB: 2 P: 22	R: 2 E: 0 K: 0 S: 10	H: 2 LOB: 1 BB: 1 P: 17	R: 1 E: 0 K: 0 S: 6	H: 2 LOB: 0 BB: 0 P: 6	R: 0 E: 0 K: 0 S: 5	H: 1 LOB: 0 BB: 0 P: 10	R: 0 E: 1 K: 0 S: 8	H: 1 LOB: 2 BB: 1 P: 14	R: 0 E: 0 K: 0 S: 5	H: 0 LOB: 0 BB: 0 P: 8	R: 1 E: 0 K: 2 S: 17	H: 2 LOB: 3 BB: 2 P: 27	R: 0 E: 0 K: 1 S: 7	H: 0 LOB: 0 BB: 0 P: 11	R: 1 E: 0 K: 0 S: 6	H: 2 LOB: 2 BB: 1 P: 14	1B: 6 2B: 3 3B: 0 HR: 1	SF: 0 SAC: 0 DP: 3 HBP: 1	WP: 0 PB: 0 SB: 0 CS: 1	PA: 43					
PITCHER	IP	WLS	BF	H	R	ER	SO	BB	IBB	HBP	BLK	WP	HR	S	P	ERA	WHIP										
Kip Wells, R (1, 1) ERA: 5.1	6.0		30	8	4	4	1	5	0	1	0	0	1	52	90	6.00	2.167										
34 John Grabow, L (7, 1) ERA: 4.01	1.0		4	0	0	0	2	0	1	0	0	0	0	10	14	0.00	0.000										
16 Salomon Torres, R (8, 1) ERA: 3.07	1.0		3	0	0	0	1	0	0	0	0	0	0	7	11	0.00	0.000										
Jose Mesa, R (9, 1) ERA: 2.45	1.0	W	5	2	1	1	0	0	1	0	0	0	0	6	14	9.00	2.000										

St. Louis Cardinals @ Pittsburgh Pirates
PNC Park, Pittsburgh, PA
 Wed Jun 30 2004, 12:35 PM EDT
 Att. 22,368 - Sunny - 83 F

AB	34
R	5
H	10
RBI	3
BB	7
SO	4
LOB	26



WP: 0	PA: 43
PB: 0	
SB: 0	
CS: 1	

1B: 6	SF: 0
2B: 3	SAC: 0
3B: 0	DP: 3
HR: 1	HBP: 1

livebaseballscorecards.com

Batter	1	2	3	4	5	6	7	8	9	AB R H RBI BB SO LOB
18 Jason Kendall, R OBP: 0.394, SLG: 0.387 (1, 2)	0-2 SH1-3 1B 2B	1-1 F9			0-1 BB 1B		2-2 F7		1-1 G5-3	5 1 2 0 0 0 1
2 Jack Wilson, R OBP: 0.358, SLG: 0.500 (1, 6)	0-0 SH1-3 2-3	0-1 1-H 2B			0-0 1B		0-0 G5-3		0-1 1B 1B	4 1 3 1 0 0 0
Rob Mackowiak, L OBP: 0.327, SLG: 0.474 (1, 5) (9, 9)	1-0 BB 1B 1B	0-2 F8			4-1 FC3-6 1B		0-0 PO 1B		1-1 1B DI 1B	4 1 3 1 1 0 1
Craig Wilson, R OBP: 0.370, SLG: 0.542 Tony Alvarez, R (8, PR) Jose Mesa, R (9, 1) Bobby Hill, S OBP: 0.356, SLG: 0.333 (9, PH)	0-2 P5		0-3 K		1-3 K		2-1 PO 1-2	1-1 SH1-3 E HBP	2-1 1B	3 0 0 0 0 0 2 4 0 1 0 0 0 0 0 0 0 0 0 0 0 0 1 0 1 1 0 0 0
Jason Bay, R OBP: 0.355, SLG: 0.579 (1, 7)	0-1 BB 1B 1B		2-3 K		1-3 K		1-3 FC3-6	2-1 SH1-3 1-2		3 1 1 0 0 0 2 3
Randall Simon, L OBP: 0.292, SLG: 0.280 (1, 3)	4-1 1B BB		1-2 G5-3		0-1 FC3-6 1-2f		1-0 F7	1-0 F7		3 0 0 0 1 0 4
Tike Redman, L OBP: 0.270, SLG: 0.343 (1, 8)	0-1 1B			2-1 G4-3		1-1 F7	1-2 E9 1B			4 0 2 3 0 0 0
Abraham Nunez, S OBP: 0.273, SLG: 0.337 (1, 4)		0-0 F7		0-0 B4-3		1-0 G6-3	0-3 K			4 0 0 0 0 1 1
Kip Wells, R OBP: 0.192, SLG: 0.280 34 John Grabow, L (7, 1) 16 Salomon Torres, R (8, 1) Chris Stynes, R OBP: 0.248, SLG: 0.274 (9, 5)		0-0 2B 1B		0-3 K		0-2 G5-3			3-2 P6	3 1 1 0 0 1 0 0 0 0 0 0 0 0 0 0 0 0 0 0 0 1 0 0 0 0 0 0


Inning Stats	R: 3 E: 0 K: 16 S: 16	H: 4 LOB: 2 BB: 1 P: 21	R: 1 E: 0 K: 9 S: 9	H: 2 LOB: 1 BB: 0 P: 10	R: 0 E: 0 K: 2 S: 10	H: 0 LOB: 0 BB: 0 P: 13	R: 0 E: 0 K: 1 S: 6	H: 0 LOB: 0 BB: 0 P: 8	R: 0 E: 0 K: 2 S: 12	H: 2 LOB: 3 BB: 1 P: 18	R: 0 E: 0 K: 0 S: 6	H: 0 LOB: 0 BB: 0 P: 8	R: 0 E: 0 K: 0 S: 6	H: 1 LOB: 0 BB: 0 P: 10	R: 1 E: 1 K: 1 S: 11	H: 1 LOB: 1 BB: 0 P: 16	R: 1 E: 0 K: 0 S: 13	H: 3 LOB: 2 BB: 0 P: 20	1B: 11 2B: 2 3B: 0 HR: 0	SF: 0 SAC: 2 DP: 0 HBP: 1
--------------	--------------------------------	----------------------------------	------------------------------	----------------------------------	-------------------------------	----------------------------------	------------------------------	---------------------------------	-------------------------------	----------------------------------	------------------------------	---------------------------------	------------------------------	----------------------------------	-------------------------------	----------------------------------	-------------------------------	----------------------------------	-----------------------------------	------------------------------------

PITCHER	IP	WLS	BF	H	R	ER	SO	BB	IBB	HBP	BLK	WP	HR	S	P	ERA	WHIP
Matt Morris, R ERA: 4.36 (1, 1)	8.0		35	10	5	5	6	2	0	1	0	0	0	76	104	5.62	1.500
Julian Tavarez, R ERA: 3.27 (9, 1)	0.2	L	5	3	1	1	0	0	0	0	0	0	0	13	20	13.50	4.500

BOTTOM

St. Louis Cardinals @ Pittsburgh Pirates
PNC Park, Pittsburgh, PA
Wed Jun 30 2004, 12:35 PM EDT
Att. 22,368 - Sunny - 83 F

AB	35
R	6
H	13
RBI	6
BB	2
SO	6
LOB	14



WP	PA	ERA	WHIP
0	41		
0			
0			

Batter	1	2	3	4	5	6	7	8	9	AB R H RBI BB SO LOB	TOP
Scott Podsednik, L (1, 8) OBP: 0.337, SLG: 0.412	0-2 G5-3			1-0 F8		2-3 K		0-1 F7		4 0 0 0 0 1 0	
Junior Spivey, R (1, 4) OBP: 0.363, SLG: 0.427	1-0 F7			3-1 2B		0-1 G6-3		3-3 K		4 1 1 0 0 1 0	
Keith Ginter, R (1, 9) OBP: 0.338, SLG: 0.446	2-0 F8			2-1 F7		3-2 2B		1-3 K		4 0 1 0 0 1 1	
Lyle Overbay, L (1, 3) OBP: 0.400, SLG: 0.547		1-3 K		2-2 2B		0-2 G3		0-0 1B		4 0 2 1 0 1 1	
2 Bill Hall, R (1, 6) OBP: 0.262, SLG: 0.405		0-3 K		1-3 K			0-2 F8		1-3 K	4 0 0 0 0 3 2	
Wes Helms, R (1, 5) OBP: 0.336, SLG: 0.356		3-3 K			3-2 2B		4-2 1B		4-2 BB	2 0 1 0 2 1 0	
Brady Clark, R (1, 7) OBP: 0.348, SLG: 0.348			1-1 G3		2-1 F9		0-0 1B		0-0 F8	4 0 1 0 0 0 3	
Chad Moeller, R (1, 2) OBP: 0.309, SLG: 0.382			0-2 K		3-2 K		2-2 K		1-0 FC5-4	4 0 0 0 0 3 5	
Doug Davis, R (1, 1) Ben Grieve, L (5, PH) Brooks Kieschnick, L (5, 1) Matt Kinney, R (8, 1)			1-3 K		2-3 K		0-3 K			1 0 0 0 0 1 0 1 0 0 0 0 1 1 1 0 0 0 0 1 2 0 0 0 0 0 0 0	
Inning Stats	R: 0 E: 0 K: 0 S: 6 H: 0 LOB: 0 BB: 0 P: 9	R: 0 E: 0 K: 3 S: 9 H: 0 LOB: 0 BB: 0 P: 13	R: 0 E: 0 K: 2 S: 8 H: 0 LOB: 0 BB: 0 P: 10	R: 1 E: 0 K: 1 S: 11 H: 2 LOB: 1 BB: 0 P: 20	R: 0 E: 0 K: 2 S: 11 H: 1 LOB: 1 BB: 0 P: 21	R: 0 E: 0 K: 1 S: 13 H: 1 LOB: 1 BB: 0 P: 18	R: 0 E: 0 K: 2 S: 14 H: 1 LOB: 2 BB: 1 P: 20	R: 0 E: 0 K: 2 S: 8 H: 0 LOB: 0 BB: 0 P: 12	R: 0 E: 0 K: 1 S: 8 H: 1 LOB: 2 BB: 1 P: 14	1B: 2 2B: 4 3B: 0 HR: 0 SF: 0 SAC: 0 DP: 0 HBP: 0	WP: 0 PB: 0 SB: 0 CS: 0 PA: 35
PITCHER	IP WLS BF H R ER SO BB IBB HBP BLK WP HR S P ERA WHIP										
Oliver Pérez, L (1, 1) ERA: 3.22	7.0 W 27 5 1 1 11 1 0 0 0 0 0 0 72 111 1.29 0.857										
Mark Corey, R (8, 1) ERA: 4.26	1.0 3 0 0 0 2 0 0 0 0 0 0 0 8 12 0.00 0.000										
Brian Meadows, R (9, 1) ERA: 3.07	1.0 5 1 0 0 1 1 0 0 0 0 0 0 8 14 0.00 2.000										

Milwaukee Brewers @ Pittsburgh Pirates
PNC Park, Pittsburgh, PA
Fri Jul 02 2004, 5:05 PM EDT
Cloudy - 81 F

AB	33
R	1
H	6
RBI	1
BB	2
SO	14
LOB	15



Batter	1	2	3	4	5	6	7	8	9	AB	R	H	RBI	BB	SO	LOB	BOTTOM				
18 Jason Kendall, R OBP: 0.394, SLG: 0.383 (1, 2)	0-3 K		4-1 1B BB	4-1 SF7 BB		3-2 E6 2 IHR		1-2 F8		3	3	0	0	2	1	1					
2 Jack Wilson, R OBP: 0.360, SLG: 0.513 (1, 6)	1-2 L8		1-1 F8	0-1 2B		1-0 IHR		2-1 1B		4	1	2	2	0	0	1					
Abraham Nunez, S OBP: 0.280, SLG: 0.344 (8, 6)										1	0	1	0	0	0	0					
Jason Bay, R OBP: 0.349, SLG: 0.566 (1, 7)	4-2 BB		0-3 K	0-0 SF7		0-3 K		1-0 L5		3	0	0	1	1	2	3					
Craig Wilson, R OBP: 0.368, SLG: 0.537 (1, 3)	3-2 P4		4-2 1B HR BB	0-2 P4		2-3 K				3	1	0	0	1	1	2					
J.J. Davis, R OBP: 0.226, SLG: 0.115 (1, 9)			0-2 G3	0-2 HR BB 1B		1-2 G6-3		3-2 F7		4	1	1	1	0	0	1					
Chris Stynes, R OBP: 0.248, SLG: 0.268 (1, 5)			2-2 F7	4-2 HR BB		2-2 F9		3-1 G4-3		3	1	0	0	1	0	0					
Tony Alvarez, R OBP: 0.400, SLG: 1.200 (1, 8)			1-1 2B	3-2 HR		2-0 G5-3		0-1 F9		4	1	2	4	0	0	0					
Jose Castillo, R OBP: 0.309, SLG: 0.341 (1, 4)			4-0 IBB	0-1 1B		3-2 G4-3		2-1 F9		3	0	1	0	1	0	0					
Oliver Pérez, L OBP: 0.179, SLG: 0.148 (1, 1)			0-0 F7	1-1 F8		0-3 K		3-2 1B		3	0	0	0	0	1	3					
Mark Corey, R OBP: 0.273, SLG: 0.345 (8, 1)										0	0	0	0	0	0	0					
Tike Redman, L OBP: 0.273, SLG: 0.345 (8, PH)										1	0	1	0	0	0	0					
Brian Meadows, R (9, 1)										0	0	0	0	0	0	0					
Inning Stats	R: 0 E: 0 K: 1 S: 12	H: 0 LOB: 1 BB: 1 P: 20	R: 0 E: 0 K: 0 S: 12	H: 1 LOB: 2 BB: 1 P: 19	R: 5 E: 0 K: 1 S: 23	H: 3 LOB: 1 BB: 3 P: 40	R: 1 E: 0 K: 0 S: 10	H: 1 LOB: 1 BB: 1 P: 15	R: 0 E: 0 K: 0 S: 10	H: 0 LOB: 0 BB: 0 P: 17	R: 2 E: 1 K: 3 S: 13	H: 1 LOB: 0 BB: 0 P: 19	R: 0 E: 0 K: 0 S: 8	H: 0 LOB: 0 BB: 0 P: 14	R: 0 E: 0 K: 0 S: 12	H: 2 LOB: 2 BB: 0 P: 21	1B: 4 2B: 2 3B: 0 HR: 2	SF: 1 SAC: 0 DP: 0 HBP: 0	WP: 0 PB: 0 SB: 0 CS: 0	PA: 39	
PITCHER	IP	WLS	BF	H	R	ER	SO	BB	IBB	HBP	BLK	WP	HR	S	P	ERA	WHIP				
Doug Davis, L (1, 1)	4.0	L	23	5	6	6	2	5	1	0	0	0	0	57	94	13.50	2.500				
Brooks Kieschnick, R (5, 1)	3.0		11	1	2	1	3	0	0	0	0	0	0	31	50	3.00	0.333				
Matt Kinney, R (8, 1)	1.0		5	2	0	0	0	0	0	0	0	0	0	12	21	0.00	2.000				

Milwaukee Brewers @ Pittsburgh Pirates

PNC Park, Pittsburgh, PA

Fri Jul 02 2004, 5:05 PM EDT

Cloudy - 81 F

livebaseballscorecards.com

AB	32
R	8
H	8
RBI	8
BB	6
SO	5
LOB	11



Batter	1	2	3	4	5	6	7	8	9	AB	R	H	RBI	BB	SO	LOB	TOP										
Scott Podsednik, L (1, 8) OBP: 0.336, SLG: 0.413	3-2 F8		2-1 2B			3-2 L9	1-1 G3-1			4	0	1	0	0	0	3											
Junior Spivey, R (1, 4) OBP: 0.359, SLG: 0.421 2 Bill Hall, R (7, 5) OBP: 0.280, SLG: 0.403	2-1 P4		2-2 L5			2-2 G3-1		0-1 G6-3		3	0	0	0	0	0	1											
Geoff Jenkins, L (1, 7) OBP: 0.317, SLG: 0.443	4-2 BB				0-0 G3-6-3 1B		2-1 HR	1-3 K		3	1	2	1	1	1	0											
Lyle Overbay, L (1, 3) OBP: 0.401, SLG: 0.545	1-2 G1-3				2-1 G3-6-3 1-2f		4-2 1B BB	0-0 1B		3	1	1	0	1	0	2											
Ben Grieve, L (1, 9) OBP: 0.392, SLG: 0.419		1-0 G1-3			1-2 L7		1-3 K	1-3 K		4	0	0	0	0	2	2											
Wes Helms, R (1, 5) OBP: 0.342, SLG: 0.358 Chad Moeller, R (7, 2) OBP: 0.308, SLG: 0.380		0-1 G6-4-3 1B			1-1 F7		2-1 1B 1B HBP		1-3 K	2	0	1	0	0	0	0											
Gary Bennett, R (1, 2) OBP: 0.273, SLG: 0.266 Brooks Kieschnick, L (7, PH) OBP: 0.368, SLG: 0.441 Jeff Bennett, R (7, 1) Matt Kinney, R (8, 1) OBP: 0.250, SLG: 0.250 Brady Clark, R (9, PH) OBP: 0.346, SLG: 0.346		1-2 G6-4-3 1-2f			1-0 L3 1B		1-1 1B 1B	1-2 2-H 1B	1-2 G5-3	2	0	1	0	0	0	1											
Craig Counsell, L (1, 6) OBP: 0.357, SLG: 0.342			0-0 B1		2-2 L3 1-1		1-2 1B	2-1 G3-1		4	0	1	0	0	0	1											
Matt Wise, R (1, 1) Dave Burba, R (4, 1) Keith Ginter, R (7, PH) OBP: 0.336, SLG: 0.444 (7, 4)			0-1 G4-3			0-1 G5-3	2-0 L6			1	0	0	0	0	0	0											
Inning Stats	R: 0 E: 0 K: 0 S: 13	H: 0 LOB: 1 BB: 1 P: 23	R: 0 E: 0 K: 0 S: 6	H: 1 LOB: 0 BB: 0 P: 8	R: 0 E: 0 K: 0 S: 8	H: 1 LOB: 1 BB: 0 P: 12	R: 0 E: 0 K: 0 S: 6	H: 1 LOB: 0 BB: 0 P: 9	R: 0 E: 0 K: 0 S: 6	H: 1 LOB: 0 BB: 0 P: 10	R: 0 E: 0 K: 0 S: 10	H: 0 LOB: 0 BB: 0 P: 15	R: 2 E: 0 K: 1 S: 16	H: 3 LOB: 3 BB: 1 P: 30	R: 0 E: 0 K: 2 S: 9	H: 1 LOB: 1 BB: 0 P: 11	R: 0 E: 0 K: 1 S: 8	H: 0 LOB: 0 BB: 0 P: 12	1B: 6 2B: 2 3B: 0 HR: 1	SF: 0 SAC: 0 DP: 3 HBP: 1	WP: 0 PB: 0 SB: 1 CS: 0	PA: 35					
PITCHER	IP	WLS	BF	H	R	ER	SO	BB	IBB	HBP	BLK	WP	HR	S	P	ERA	WHIP										
Josh Fogg, R (1, 1) ERA: 6.35	6.1	W	23	5	2	2	1	2	0	0	0	0	1	56	91	2.84	1.105										
16 Salomon Torres, R (7, 1) ERA: 3.02	0.2		5	2	0	0	0	0	0	1	0	0	0	9	16	0.00	3.000										
34 John Grabow, L (8, 1) ERA: 3.89	1.0		4	1	0	0	2	0	0	0	0	0	0	9	11	0.00	1.000										
Michael Gonzalez, L (9, 1) ERA: 0.73	1.0		3	0	0	0	1	0	0	0	0	0	0	8	12	0.00	0.000										

Milwaukee Brewers @ Pittsburgh Pirates
PNC Park, Pittsburgh, PA
Fri Jul 02 2004, 5:10 PM EDT
Att. 30,047 - Cloudy - 79 F

AB	32
R	2
H	8
RBI	2
BB	2
SO	4
LOB	13



Batter	1	2	3	4	5	6	7	8	9	AB	R	H	RBI	BB	SO	LOB
Tike Redman, L (1, 8) OBP: 0.271, SLG: 0.343	G4-3		1B 2B 1B	G4-3		F7		FC4-6 2B E: 2 WP: 2 1-2f		5	2	1	1	0	0	2
2 Jack Wilson, R (1, 6) OBP: 0.357, SLG: 0.508	F8		P6		1B 2B 1B	G5-3		E9 2B 1-3		5	2	1	0	0	0	3
Rob Mackowiak, L (1, 9) OBP: 0.332, SLG: 0.478	F8		2B BB 1B		P4		F8 HR 2B	2B BB		4	3	2	1	1	0	1
Craig Wilson, R (1, 2) OBP: 0.372, SLG: 0.540		F7	2B BB		1B 2B		F8	2B		4	2	2	2	1	0	1
Jason Bay, R (1, 7) OBP: 0.364, SLG: 0.619	L5		2B		2B		HR	2B		5	1	4	8	0	0	0
Randall Simon, L (1, 3) OBP: 0.297, SLG: 0.272	P6		F8		BB		G3	BB		3	0	0	0	2	0	2
Bobby Hill, S (1, 5) 34 John Grabow, L (8, 1) J.J. Davis, R (8, PH) Michael Gonzalez, R (9, 1)			2B 1B 1B		G3		P6	K		4 0 1 0	1 0 0 0	1 0 0 0	0 0 0 0	0 0 0 0	0 0 1 0	2 2 2 0
Abraham Nunez, S (1, 4) OBP: 0.286, SLG: 0.386			1B 2B		P4		P4	HR P4		5	2	2	1	0	0	4
Josh Fogg, R (1, 1) 16 Salomon Torres, R (7, 1) Chris Stynes, R (8, 5) OBP: 0.130, SLG: 0.130			G6-3		1B		F8	FC4-6 BB		3 0 0 0	0 0 0 0	1 0 0 0	0 0 0 0	0 0 0 0	0 0 1 0	2 0 0 0

Inning Stats	R: 0 E: 0 K: 0 S: 7	H: 0 LOB: 0 BB: 0 P: 8	R: 0 E: 0 K: 0 S: 7	H: 0 LOB: 0 BB: 0 P: 12	R: 4 E: 0 K: 0 S: 21	H: 5 LOB: 2 BB: 1 P: 32	R: 0 E: 0 K: 0 S: 9	H: 1 LOB: 1 BB: 0 P: 13	R: 2 E: 0 K: 0 S: 13	H: 3 LOB: 2 BB: 1 P: 22	R: 0 E: 0 K: 0 S: 6	H: 0 LOB: 0 BB: 0 P: 8	R: 2 E: 0 K: 0 S: 9	H: 2 LOB: 0 BB: 0 P: 13	R: 5 E: 1 K: 1 S: 18	H: 3 LOB: 2 BB: 3 P: 34	1B: 6 2B: 6 3B: 0 HR: 2	SF: 0 SAC: 0 DP: 0 HBP: 0	WP: 1 PB: 0 SB: 0 CS: 0	PA: 44
--------------	------------------------------	---------------------------------	------------------------------	----------------------------------	-------------------------------	----------------------------------	------------------------------	----------------------------------	-------------------------------	----------------------------------	------------------------------	---------------------------------	------------------------------	----------------------------------	-------------------------------	----------------------------------	----------------------------------	------------------------------------	----------------------------------	--------

PITCHER	IP	WLS	BF	H	R	ER	SO	BB	IBB	HBP	BLK	WP	HR	S	P	ERA	WHIP
Matt Wise, R (1, 1) ERA: 3.97	3.0		15	5	4	4	0		1	0	0	0	0	35	52	12.00	2.000
Dave Burba, R (4, 1) ERA: 3.15	3.0		14	4	2	2	0	1	0	0	0	0	0	28	43	6.00	1.667
Jeff Bennett, R (7, 1) ERA: 4.38	1.1		10	3	6	6	0	2	0	0	0	1	2	18	34	40.50	3.750
Matt Kinney, R (8, 1) ERA: 6.33	0.2		5	2	1	0	1	1	0	0	0	0	0	9	13	0.00	4.500

PITCHER	IP	WLS	BF	H	R	ER	SO	BB	IBB	HBP	BLK	WP	HR	S	P	ERA	WHIP

BOTTOM	
AB	39
R	13
H	14
RBI	13
BB	5
SO	1
LOB	19

Milwaukee Brewers @ Pittsburgh Pirates PNC Park, Pittsburgh, PA Fri Jul 02 2004, 5:10 PM EDT Att: 30,047 - Cloudy - 79 F	
---	--

Batter	1	2	3	4	5	6	7	8	9	AB R H RBI BB SO LOB	TOP
Scott Podsednik, L (1, 8) OBP: 0.334, SLG: 0.410 C B B X	2-2 1B		1-2 F7			3-2 G4-3		3-2 G3	1-0 G4-3	5 1 1 0 0 0 2	
Craig Counsell, L (1, 6) OBP: 0.363, SLG: 0.358 1 SAFE B SAFE C 1 F S	2-3 K		1-2 2B			1-0 2B		2-2 1B		4 2 3 0 0 1 1	
Geoff Jenkins, L (1, 7) OBP: 0.313, SLG: 0.437 B X	1-0 G4-3		1-0 L6-5			2-1 F7		1-3 K		4 0 0 0 0 1 5	
Lyle Overbay, L (1, 3) OBP: 0.405, SLG: 0.551 C B X	1-1 WP 1B				3-3 K		0-0 2B	1-1 1B	1-3 1B	4 0 3 2 0 1 0	
Ben Grieve, L (1, 9) OBP: 0.389, SLG: 0.415 Brady Clark, R (8, PR) OBP: 0.346, SLG: 0.346 (8, 9) B B C X	2-1 G3				0-0 G6-3		1-1 F8	2-1 FC4 1B	1-2 1B	4 0 1 1 0 0 2 0 0 0 0 0 0 0	
Wes Helms, R (1, 5) OBP: 0.340, SLG: 0.355 C T B B T F		2-3 K			1-0 F8		0-0 G6-3 1B	3-2 FC4	0-0 1B	4 0 1 0 0 1 2	
Keith Ginter, R (1, 4) OBP: 0.335, SLG: 0.440 B B B X			2-0 G5-3			3-2 P3		3-2 G6-4-3	0-2 G6-4-3 1B	4 0 1 0 0 0 1	
Gary Bennett, R (1, 2) OBP: 0.272, SLG: 0.265 B X			1-0 G1-3			0-0 G6-4-3 1B		1-1 G6-3	0-0 G6-4-3	4 0 1 0 0 0 2	
Wes Obermueller, R (1, 1) OBP: 0.368, SLG: 0.474 Dave Burba, R (6, 1) Brooks Kieschnick, L (7, PH) OBP: 0.350, SLG: 0.429 Mike Adams, R (7, 1) Luis Vizcaino, R (8, 1) 2 Bill Hall, R (8, 5) C X			0-1 2B L6-5 1B			0-2 G6-4-3		3-2 G4-3	0-0 WP 1B	2 0 1 0 0 0 1 0 0 0 0 0 0 0 1 0 0 0 0 0 1 0 0 0 0 0 0 0 0 0 0 0 0 0 0 1 0 1 0 0 0 0	
Inning Stats	R: 1 H: 2 E: 0 LOB: 1 K: 1 BB: 0 S: 11 P: 19	R: 0 H: 0 E: 0 LOB: 0 K: 1 BB: 0 S: 6 P: 11	R: 0 H: 2 E: 0 LOB: 1 K: 0 BB: 0 S: 9 P: 12	R: 0 H: 0 E: 0 LOB: 0 K: 1 BB: 0 S: 7 P: 11	R: 0 H: 1 E: 0 LOB: 0 K: 0 BB: 0 S: 8 P: 11	R: 1 H: 2 E: 0 LOB: 1 K: 0 BB: 0 S: 9 P: 16	R: 0 H: 1 E: 0 LOB: 1 K: 0 BB: 0 S: 9 P: 16	R: 1 H: 3 E: 0 LOB: 2 K: 1 BB: 0 S: 15 P: 24	R: 0 H: 2 E: 0 LOB: 1 K: 0 BB: 0 S: 6 P: 7	1B: 10 SF: 0 2B: 4 SAC: 0 3B: 0 DP: 3 HR: 0 HBP: 0	WP: 2 PA: 37 PB: 0 SB: 1 CS: 0
PITCHER Kris Benson, R (1, 1) ERA: 4.63 34 John Grabow, L (8, 1) ERA: 4.08 16 Salomon Torres, R (8, 1) ERA: 3.0 Jose Mesa, R (9, 1) ERA: 2.38	IP WLS BF H R ER SO BB IBB HBP BLK WP HR S P ERA WHIP 7.0 W 27 8 2 2 3 0 0 0 0 1 0 59 96 2.57 1.143 0.2 H 5 3 1 1 1 0 0 0 0 0 0 0 14 23 13.50 4.500 0.1 H 1 0 0 0 0 0 0 0 0 0 0 0 1 1 0.00 0.000 1.0 S 4 2 0 0 0 0 0 0 0 0 1 0 6 7 0.00 2.000					PITCHER IP WLS BF H R ER SO BB IBB HBP BLK WP HR S P ERA WHIP					

Milwaukee Brewers @ Pittsburgh Pirates
 PNC Park, Pittsburgh, PA
 Sat Jul 03 2004, 7:05 PM EDT
 Att. 28,443 - Cloudy - 83 F

AB	37
R	3
H	13
RBI	3
BB	0
SO	4
LOB	17



Batter	1	2	3	4	5	6	7	8	9
18 Jason Kendall, R OBP: 0.391, SLG: 0.379	2-1 G4-3		2-2 G5-3		1-1 FC4-6		0-1 F8 1B	0-2 G6-4-3	
2 Jack Wilson, R OBP: 0.359, SLG: 0.511	0-1 F9			1-1 G6-3		1-1 1B 2B	1-2 1B F8 1B		
Rob Mackowiak, L OBP: 0.331, SLG: 0.475	2-2 G6-3			0-0 G6-3		1-0 BB 2B 1B	0-2 F8		
Craig Wilson, R OBP: 0.373, SLG: 0.548		0-0 G3-1		0-1 HR		1-1 BB 2B HBP	0-0 G6-3		
Jason Bay, R OBP: 0.374, SLG: 0.618		0-2 G5-3		1-2 HBP		4-1 2B BB	1-2 1B		
34 John Grabow, L						1-2 2-3 BB	2-3 3-H 1B		
16 Salomon Torres, R						0-0 2B	1-1 G6-3		
Jose Mesa, R									
Randall Simon, L OBP: 0.295, SLG: 0.280		3-1 L4		1-1 L7		1-1 F7	1-2 BB 1B		
Tike Redman, L OBP: 0.275, SLG: 0.345			1-0 G6-3		2-1 G6-4-3 1B				
Abraham Nunez, S OBP: 0.294, SLG: 0.385			0-2 SH1-4 1B		0-0 G6-4-3 1-2f	2-3 K	1-2 18 G6-4-3 BB		
Kris Benson, R OBP: 0.233, SLG: 0.207			0-1 SH1-4		0-0 18 FC4-6 1B	0-3 K	0-1 B3		
Chris Stynes, R OBP: 0.252, SLG: 0.266									

Inning Stats	R: 0	H: 0	E: 0	K: 0	S: 8	R: 0	H: 0	E: 0	K: 0	S: 6	R: 0	H: 1	E: 0	K: 0	S: 10	R: 1	H: 1	E: 0	K: 0	S: 9	R: 0	H: 2	E: 0	K: 0	S: 6	R: 3	H: 3	E: 0	K: 2	S: 15	R: 1	H: 3	E: 0	K: 0	S: 14	R: 0	H: 1	E: 0	K: 0	S: 8
	LOB: 0	BB: 0	P: 12	LOB: 0	BB: 0	P: 9	LOB: 1	BB: 0	P: 13	LOB: 1	BB: 0	P: 12	LOB: 1	BB: 0	P: 9	LOB: 2	BB: 1	P: 24	LOB: 2	BB: 1	P: 17	LOB: 1	BB: 1	P: 13	LOB: 1	BB: 1	P: 13	LOB: 0	SAC: 1	DP: 2	HBP: 2	LOB: 0	SAC: 1	DP: 2	HBP: 2	LOB: 0	SAC: 1	DP: 2	HBP: 2	

PITCHER	IP	WLS	BF	H	R	ER	SO	BB	IBB	HBP	BLK	WP	HR	S	P	ERA	WHIP
Wes Obermueller, R ERA: 6.82	(1, 1)	5.0	L	23	6	4	4	0	0	0	0	0	0	10	12	0.00	1.400
Dave Burba, R ERA: 3.07	(6, 1)	1.0		4	1	0	0	2	0	0	0	0	0	17	25	9.00	5.000
Mike Adams, R ERA: 1.27	(7, 1)	1.0		8	4	1	1	0	1	0	0	0	0	5	5	0.00	0.000
Luis Vizcaino, R ERA: 3.16	(8, 1)	1.0		2	0	0	0	0	0	0	0	0	0				

BOTTOM

Milwaukee Brewers @ Pittsburgh Pirates
PNC Park, Pittsburgh, PA
Sat Jul 03 2004, 7:05 PM EDT
Att: 28,443 - Cloudy - 83 F

AB	R	H	RBI	BB	SO	LOB
5	1	1	0	0	0	4
4	1	2	0	0	0	0
4	1	1	1	0	0	2
3	2	1	1	0	0	2
2	0	1	1	1	0	0
0	0	0	0	0	0	0
0	0	0	0	0	0	0
0	0	0	0	0	0	0
4	0	1	2	0	0	3
4	0	2	0	0	0	2
3	0	1	0	1	1	3
2	0	1	0	0	1	2
1	0	0	0	0	0	2

AB	32
R	5
H	11
RBI	5
BB	2
SO	2
LOB	20



WP	PA	37
1B:	8	SF: 0
2B:	2	SAC: 1
3B:	0	DP: 2
HR:	1	HBP: 2
WP:	0	PA:
PB:	0	
SB:	0	
CS:	0	

Milwaukee Brewers @ Pittsburgh Pirates
PNC Park, Pittsburgh, PA
Sun Jul 04 2004, 1:35 PM EDT
Att. 19,029 - Cloudy - 84 F

AB	37
R	2
H	12
RBI	2
BB	0
SO	9
LOB	19



WP	0	PA	39
PB	0		
SB	0		
CS	1		

AB R H RBI BB SO LOB

TOP

Batter	1	2	3	4	5	6	7	8	9
Scott Podsednik, L (1, 8) OBP: 0.332, SLG: 0.407	2-2 G4-3		0-0 B2		0-2 1B		0-3 K		2-3 K
2 Bill Hall, R (1, 6) OBP: 0.282, SLG: 0.400	1-2 CS 1B		1-1 P5		0-0 G1-3		1-3 K		0-3 K
Geoff Jenkins, L (1, 7) OBP: 0.313, SLG: 0.435	1-1 F7		2-0 1B			2-3 K	2-3 K		
Lyle Overbay, L (1, 3) OBP: 0.406, SLG: 0.557	2-0 CS	0-0 1B SF9 2B	3-2 G6-3		3-2 1B 2B			0-0 F7	
Keith Ginter, R (1, 4) OBP: 0.333, SLG: 0.437		2-1 G6-3		3-3 K		1-0 FC5 1B		0-2 G5-3	
Wes Helms, R (1, 5) OBP: 0.338, SLG: 0.352		1-1 2-3 1B		1-0 G6-3		1-3 SAFE K		2-1 G6-3	
Brady Clark, R (1, 9) OBP: 0.344, SLG: 0.346		3-2 SAFE SF9		1-0 P3		1-1 1-2 3-H 1B		1-1 L5	
Chad Moeller, R (1, 2) OBP: 0.303, SLG: 0.373		3-H K			0-0 F8		0-1 FC5		0-0 1B 1B
Ben Grieve, L (9, PH) OBP: 0.393, SLG: 0.419									
39 Chris Capuano, L (1, 1) OBP: 0.353, SLG: 0.333			0-1 1B		2-1 G6-3		0-1 1B		2-0 1B
Matt Wise, R (6, 1)									
Chris Magruder, S (7, PH) OBP: 1.000, SLG: 1.000									
Matt Kinney, R (7, 1) OBP: 0.250, SLG: 0.250									
Brooks Kieschnick, L (9, PH) OBP: 0.375, SLG: 0.444									

5 0 1 0 0 2 4

5 0 1 0 0 2 5

4 0 1 0 0 2 2

4 2 2 0 0 0 2

4 0 1 0 0 1 1

4 0 1 0 0 1 2

3 0 1 2 0 0 0

3 0 0 0 0 1 3

1 0 1 0 0 0 0

2 0 1 0 0 0 0

0 0 0 0 0 0 0

1 0 1 0 0 0 0

0 0 0 0 0 0 0

1 0 1 0 0 0 0

Inning Stats	R: 0	H: 1	E: 0	K: 0	S: 8	P: 14	R: 1	H: 2	E: 0	K: 1	S: 11	P: 18	R: 0	H: 2	E: 0	K: 0	S: 10	P: 16	R: 0	H: 0	E: 0	K: 1	S: 5	P: 10	R: 0	H: 1	E: 0	K: 0	S: 7	P: 9	R: 1	H: 3	E: 0	K: 2	S: 15	P: 23	R: 0	H: 1	E: 0	K: 3	S: 14	P: 17	R: 0	H: 0	E: 0	K: 0	S: 6	P: 8	R: 0	H: 2	E: 0	K: 2	S: 10	P: 15	1B: 10	SF: 1	2B: 2	SAC: 0	3B: 0	DP: 0	HR: 0	HBP: 0	WP: 0	PA: 39
--------------	------	------	------	------	------	-------	------	------	------	------	-------	-------	------	------	------	------	-------	-------	------	------	------	------	------	-------	------	------	------	------	------	------	------	------	------	------	-------	-------	------	------	------	------	-------	-------	------	------	------	------	------	------	------	------	------	------	-------	-------	--------	-------	-------	--------	-------	-------	-------	--------	-------	--------

PITCHER	IP	WLS	BF	H	R	ER	SO	BB	IBB	HBP	BLK	WP	HR	S	P	ERA	WHIP
18 Sean Burnett, L (1, 1) ERA: 3.07	6.0	W	26	9	2	2	4	0	0	0	0	0	0	56	90	3.00	1.500
Michael Gonzalez, L (7, 1) ERA: 0.68	1.0		4	1	0	0	3	0	0	0	0	0	0	14	17	0.00	1.000
16 Salomon Torres, R (8, 1) ERA: 2.91	1.1		6	2	0	0	0	0	0	0	0	0	0	10	15	0.00	1.500
Jose Mesa, R (9, 1) ERA: 2.34	0.2	S	2	0	0	0	2	0	0	0	0	0	0	6	8	0.00	0.000

PITCHER	IP	WLS	BF	H	R	ER	SO	BB	IBB	HBP	BLK	WP	HR	S	P	ERA	WHIP
---------	----	-----	----	---	---	----	----	----	-----	-----	-----	----	----	---	---	-----	------

BOTTOM

Milwaukee Brewers @ Pittsburgh Pirates

PNC Park, Pittsburgh, PA

Sun Jul 04 2004, 1:35 PM EDT

Att: 19,029 - Cloudy - 84 F

livebaseballscorecards.com

AB	32
R	6
H	7
RBI	6
BB	2
SO	5
LOB	12



WP:	0	PA:	35
PB:	0	SB:	1
CS:	0		

AB	R	H	RBI	BB	SO	LOB
4	0	1	0	0	0	1
4	1	1	1	0	1	1
4	1	1	0	0	0	0
2	1	0	0	1	1	0
3	0	0	0	0	1	3
1	0	0	0	0	0	0
3	2	2	3	1	0	1
4	1	1	0	0	0	2
4	0	1	1	0	0	2
2	0	0	0	0	2	1
1	0	0	1	0	0	1
0	0	0	0	0	0	0
0	0	0	0	0	0	0
0	0	0	0	0	0	0

1B:	4	SF:	0
2B:	1	SAC:	0
3B:	0	DP:	0
HR:	2	HBP:	1

WP	HR	S	P	ERA	WHIP
0	0	0	0	0.00	1.500
0	0	0	0	0.00	1.500
0	0	0	0	0.00	0.000

Batter	1	2	3	4	5	6	7	8	9
18 Jason Kendall, R OBP: 0.390, SLG: 0.378 (1, 2)	G6-3		G6-3		FC6-4 1B	G5-3			
2 Jack Wilson, R OBP: 0.358, SLG: 0.517 (1, 6)	HR		F7		FC6-4 1-2f		K		
Tony Alvarez, R OBP: 0.333, SLG: 0.778 (1, 7)	G6-3		F8			F9 2B 1B	G6-3		
Craig Wilson, R OBP: 0.375, SLG: 0.544 (1, 3)	HBP			K		2B BB	P6		
J.J. Davis, R OBP: 0.200, SLG: 0.100 Rob Mackowiak, L OBP: 0.330, SLG: 0.473 (1, 9) (8, 9)	K		F8			F9		E3 G3 S	
Chris Stynes, R OBP: 0.265, SLG: 0.303 (1, 5)					HR	1B 2B	F9		
Tike Redman, L OBP: 0.274, SLG: 0.344 (1, 8)			F9		B1-3	1B G4-3 1B	G3		
Jose Castillo, R OBP: 0.307, SLG: 0.339 (1, 4)			FC5-4			F7	G4-3 1B	G5-3	
18 Sean Burnett, L Randall Simon, L Michael Gonzalez, R 16 Salomon Torres, R Jose Mesa, R (1, 1) (6, PH) (7, 1) (8, 1) (9, 1)			K			K	G4-3		

Inning	R	H	E	K	S	R	H	E	K	S	R	H	E	K	S	R	H	E	K	S	R	H	E	K	S
1	1	1	0	1	14	0	0	0	1	6	0	0	0	0	8	0	1	0	1	11	0	0	0	0	9
2	0	0	0	0	6	0	0	0	0	6	0	0	0	0	6	0	0	0	0	9	0	0	0	0	12
3	0	0	0	0	6	0	0	0	0	6	0	0	0	0	8	0	0	0	0	11	0	0	0	0	14
4	0	0	0	0	8	0	0	0	0	8	0	0	0	0	11	0	0	0	0	19	0	0	0	0	12
5	0	0	0	0	8	0	0	0	0	8	0	0	0	0	19	0	0	0	0	9	0	0	0	0	12
6	0	0	0	0	8	0	0	0	0	8	0	0	0	0	12	0	0	0	0	9	0	0	0	0	12
7	0	0	0	0	9	0	0	0	0	9	0	0	0	0	12	0	0	0	0	9	0	0	0	0	12
8	0	0	0	0	9	0	0	0	0	9	0	0	0	0	12	0	0	0	0	9	0	0	0	0	12
9	0	0	0	0	9	0	0	0	0	9	0	0	0	0	12	0	0	0	0	9	0	0	0	0	12

PITCHER	IP	WLS	BF	H	R	ER	SO	BB	IBB	HBP	BLK	WP	HR	S	P	ERA	WHIP
39 Chris Capuano, L ERA: 3.69 (1, 1)	5.1	L	25	6	6	6	4	2	0	1	0	0	2	54	85	10.12	1.500
Matt Wise, R ERA: 3.86 (6, 1)	0.2		3	1	0	0	0	0	0	0	0	0	0	12	16	0.00	1.500
Matt Kinney, R ERA: 6.08 (7, 1)	2.0		7	0	0	0	1	0	0	0	0	0	0	18	24	0.00	0.000

Batter	1	2	3	4	5	6	7	8	9	AB R H RBI BB SO LOB	TOP											
18 Jason Kendall, R OBP: 0.391, SLG: 0.377 (1, 2)	3-2 G4-3 1B		4-2 E 2B BB		0-1 CS 1B		3-2 G6-3			3 1 1 0 1 0 0												
2 Jack Wilson, R OBP: 0.359, SLG: 0.516 (1, 6)	3-2 G4-3 2B 1B		1-0 FC4-6 1B		2-2 SAFE 1-2		F7	0-1 G4-3		4 1 2 0 0 0 1												
Rob Mackowiak, L OBP: 0.325, SLG: 0.465 (1, 7)	2-2 G4-3 1-3		0-2 FC4-6 1-2H		2-3 K		F7	0-0 F7		4 0 0 0 0 1 2												
Craig Wilson, R OBP: 0.373, SLG: 0.543 Tony Alvarez, R OBP: 0.333, SLG: 0.778 (1, 9) (9, 9)	2-0 3-H 2B		1-3 K		1-3 K		G4-3	3-2 G4-3		4 0 1 1 0 2 1 0 0 0 0 0 0 0												
Bobby Hill, S OBP: 0.353, SLG: 0.331 Chris Stynes, R OBP: 0.270, SLG: 0.303 (1, 5) (8, 5)	0-0 P4		1-3 K		2-1 G6-3 1B		G6-3 1B	4-2 BB BB		3 0 1 0 0 1 2 0 0 0 0 1 0 0												
Randall Simon, L OBP: 0.291, SLG: 0.277 (1, 3)			K		0-1 G6-3 1B		G6-3 1-2	0-0 F7		4 0 1 0 0 1 2												
Tike Redman, L OBP: 0.270, SLG: 0.338 (1, 8)			K		1-2 F7		1-3 K	1-1 SAFE F7		4 0 0 0 0 2 3												
Jose Castillo, R OBP: 0.311, SLG: 0.357 (1, 4)			HR		0-0 G6-3 1-2		1-1 G1-3	4-2 BB		3 1 1 1 1 0 1												
Kip Wells, R OBP: 0.172, SLG: 0.250 Abraham Nunez, S OBP: 0.291, SLG: 0.381 Jose Mesa, R (9, 1) (9, 1)			K		3-3 K		2-3 K	0-0 G3		3 0 0 0 0 3 1 1 0 0 0 0 0 2 0 0 0 0 0 0 0												
Inning Stats	R: 1 E: 0 K: 0 S: 11	H: 2 LOB: 1 BB: 0 P: 21	R: 1 E: 0 K: 3 S: 11	H: 1 LOB: 0 BB: 0 P: 15	R: 1 E: 1 K: 2 S: 14	H: 1 LOB: 1 BB: 1 P: 21	R: 0 E: 0 K: 1 S: 12	H: 1 LOB: 1 BB: 0 P: 16	R: 0 E: 0 K: 1 S: 8	H: 1 LOB: 0 BB: 0 P: 12	R: 0 E: 0 K: 2 S: 11	H: 1 LOB: 1 BB: 0 P: 15	R: 0 E: 0 K: 1 S: 9	H: 0 LOB: 0 BB: 0 P: 15	R: 0 E: 0 K: 0 S: 6	H: 0 LOB: 0 BB: 0 P: 9	R: 0 E: 0 K: 0 S: 8	H: 0 LOB: 2 BB: 2 P: 17	1B: 5 2B: 1 3B: 0 HR: 1	SF: 0 SAC: 0 DP: 0 HBP: 0	WP: 0 PB: 0 SB: 1 CS: 1	PA: 36
PITCHER	IP WLS BF H R ER SO BB IBB HBP BLK WP HR S P ERA WHIP																					
Josh Beckett, R ERA: 3.89 (1, 1)	4.0 L 18 5 3 2 6 1 0 0 0 0 0 1 48 73 4.50 1.500																					
Ben Howard, R ERA: 6.23 (5, 1)	1.0 3 1 0 0 1 0 0 0 0 0 0 0 8 12 0.00 1.000																					
40 Nate Bump, R ERA: 4.58 (6, 1)	2.0 7 1 0 0 3 0 0 0 0 0 0 0 20 30 0.00 0.500																					
Billy Koch, R ERA: 5.24 (8, 1)	2.0 8 0 0 0 0 2 0 0 0 0 0 0 14 26 0.00 1.000																					

Pittsburgh Pirates @ Florida Marlins
 Pro Player Stadium, Miami, FL
 Mon Jul 05 2004, 7:05 PM EDT
 Att. 13,224 - Cloudy - 84 F

livebaseballscorecards.com

AB	33
R	3
H	7
RBI	2
BB	3
SO	10
LOB	15



Batter	1	2	3	4	5	6	7	8	9	AB	R	H	RBI	BB	SO	LOB
Juan Pierre, L OBP: 0.358, SLG: 0.383 (1, 8)	4-1 BB		1-2 G4-3		1-1 FC4-6 1B		3-2 FC4-6 1B			3	0	2	0	1	0	0
Luis Castillo, S OBP: 0.345, SLG: 0.353 (1, 4)	1-3		1-1 BB 1B		2-2 FC4-6		1-0 FC4-6			4	0	1	0	0	1	4
Mike Lowell, R OBP: 0.373, SLG: 0.560 (1, 5)	0-2 P4		4-1 BB		0-1 L7			1-2 F7		3	0	0	0	1	0	3
Miguel Cabrera, R OBP: 0.362, SLG: 0.546 (1, 9)	2-3 P4		0-3 K			4-0 G1-3 BB		4-2 G6-4-3 BB		2	0	0	0	2	1	3
Jeff Conine, R OBP: 0.322, SLG: 0.382 (1, 7)		3-3 K		0-2 G4-3		1-3 K		1-2 G6-4-3		4	0	0	0	0	2	2
Hee-Seop Choi, L OBP: 0.393, SLG: 0.513 (1, 3)		1-0 G6-3		0-0 F7		1-0 G1-3			3-2 2B 1B	4	1	1	0	0	0	1
Alex Gonzalez, R OBP: 0.269, SLG: 0.413 (1, 6)		2-2 1B		2-2 P6		0-3 K			2-2 20 G4-3 F8 2B	4	0	2	1	0	1	1
Mike Redmond, R OBP: 0.339, SLG: 0.360 (1, 2)		1-3 K			1-1 F8		2-3 K		0-0 G4-3	2	0	0	0	0	1	1
20 Matt Treanor, R OBP: 0.324, SLG: 0.324 (7, 2)									2-3 2B	2	0	0	0	0	1	1
Josh Beckett, R OBP: 0.190, SLG: 0.150 (5, 1)			0-3 K		4-0 FC4-6 1B BB		1-0 G4-3		3-2 F8	1	0	0	0	0	1	0
Ben Howard, R (5, 1)									3-H	0	0	0	0	0	0	0
Dontrelle Willis, L OBP: 0.394, SLG: 0.552 (5, PH)										0	0	0	0	0	1	0
40 Nate Bump, L (6, 1)										0	0	0	0	0	0	0
Lenny Harris, L OBP: 0.211, SLG: 0.232 (7, PH)										1	0	0	0	0	0	0
Billy Koch, R (8, 1)										0	0	0	0	0	0	0
Damion Easley, R OBP: 0.345, SLG: 0.505 (9, PH)										1	0	0	0	0	0	1

Inning Stats	R: 0	H: 0	E: 0	K: 1	S: 9	R: 0	H: 1	E: 0	K: 2	S: 13	R: 0	H: 1	E: 0	K: 2	S: 13	R: 0	H: 0	E: 0	K: 0	S: 9	R: 0	H: 1	E: 0	K: 0	S: 9	R: 0	H: 0	E: 0	K: 2	S: 8	R: 0	H: 1	E: 0	K: 1	S: 9	R: 0	H: 0	E: 0	K: 0	S: 11	R: 1	H: 2	E: 0	K: 0	S: 11	1B: 5	2B: 1	3B: 0	SF: 0	SAC: 0	DP: 1	HBP: 0	WP: 1	PA: 36
--------------	------	------	------	------	------	------	------	------	------	-------	------	------	------	------	-------	------	------	------	------	------	------	------	------	------	------	------	------	------	------	------	------	------	------	------	------	------	------	------	------	-------	------	------	------	------	-------	-------	-------	-------	-------	--------	-------	--------	-------	--------

PITCHER	IP	WLS	BF	H	R	ER	SO	BB	IBB	HBP	BLK	WP	HR	S	P	ERA	WHIP
Kip Wells, R ERA: 4.66 (1, 1)	8.0	W	32	4	0	0	8	5	0	0	0	1	0	79	127	0.00	1.125
Jose Mesa, R ERA: 2.52 (9, 1)	1.0	S	4	2	1	1	0	0	0	0	0	0	0	11	19	9.00	2.000


BOTTOM

Pittsburgh Pirates @ Florida Marlins
Pro Player Stadium, Miami, FL

Mon Jul 05 2004, 7:05 PM EDT
 Att: 13,224 - Cloudy - 84 F

livebaseballscores.com

AB	31
R	1
H	6
RBI	1
BB	5
SO	8
LOB	17



Batter	1	2	3	4	5	6	7	8	9	AB R H RBI BB SO LOB	TOP																									
18 Jason Kendall, R OBP: 0.388, SLG: 0.374 (1, 2)	1-1 F9		2-2 G6-3		2-1 G4-3		2-2 1B		1-1 G1-3	5 1 1 0 0 0 0																										
2 Jack Wilson, R OBP: 0.360, SLG: 0.519 (1, 6)	2-2 G6-3		0-0 2B		0-1 G4-3 1B		3-2 SF7		2-3 K	4 0 2 1 0 1 0																										
Tony Alvarez, R OBP: 0.357, SLG: 0.615 (1, 7)	4-2 BB		2-2 L9		1-2 G4-3		0-2 1B		1-1 G4-3	4 0 1 0 1 0 2																										
Craig Wilson, R OBP: 0.375, SLG: 0.551 (1, 3) (7, 9) (7, 3)	1-3 K			3-2 HR	4-0 FC6-4 IBB		0-1 F7			3 1 1 1 1 1 3																										
Chris Stynes, R OBP: 0.265, SLG: 0.297 (1, 5) Rob Mackowiak, L OBP: 0.328, SLG: 0.467 (7, PH) (7, 5) (7, 9)		1-2 F7		0-1 G6-3	1-0 FC6-4		0-0 1B			3 0 0 0 0 0 2 1 0 1 1 0 0 0																										
J.J. Davis, R OBP: 0.211, SLG: 0.121 (1, 9) Randall Simon, L OBP: 0.289, SLG: 0.274 (7, PH) (7, 3)		2-2 G5-3		1-0 1B		2-2 G1-4-3	1-0 F7			3 0 1 0 0 0 0 1 0 0 0 0 0 2																										
16 Salomon Torres, R (7, 1) Ryan Vogelsong, R OBP: 0.278, SLG: 0.313 (8, 1)										0 0 0 0 0 0 0 0 0 0 0 0 0 0																										
Tike Redman, L OBP: 0.270, SLG: 0.337 (1, 8)		0-2 1B		0-3 K		0-0 B5		0-1 G6-3		4 0 1 0 0 1 1																										
Jose Castillo, R OBP: 0.310, SLG: 0.351 (1, 4)		1-3 K		4-1 IBB		2-2 G6-3		1-0 G4-3		3 0 0 0 1 1 1																										
Josh Fogg, R OBP: 0.120, SLG: 0.120 (1, 1) Brian Meadows, R (6, 1) Bobby Hill, S OBP: 0.357, SLG: 0.336 (7, PH) Mark Corey, R (7, 1) Abraham Nunez, S OBP: 0.288, SLG: 0.377 (7, 5)			1-2 G6-3	0-0 L8			1-1 1B	2-3 K		2 0 0 0 0 0 2 0 0 0 0 0 0 0 1 1 1 0 0 0 0 0 0 0 0 0 0 0 1 0 0 0 0 1 0																										
Inning Stats	R: 0 E: 0 K: 1 S: 13	H: 0 LOB: 1 BB: 1 P: 21	R: 0 E: 0 K: 1 S: 14	H: 1 LOB: 1 BB: 0 P: 18	R: 0 E: 0 K: 0 S: 12	H: 1 LOB: 1 BB: 0 P: 17	R: 1 E: 0 K: 1 S: 12	H: 2 LOB: 2 BB: 1 P: 20	R: 0 E: 0 K: 0 S: 8	H: 0 LOB: 0 BB: 0 P: 12	R: 2 E: 0 K: 0 S: 17	H: 4 LOB: 2 BB: 0 P: 24	R: 0 E: 0 K: 1 S: 7	H: 0 LOB: 0 BB: 0 P: 10	R: 0 E: 0 K: 1 S: 7	H: 0 LOB: 0 BB: 0 P: 11	1B: 7 2B: 1 3B: 0 HR: 1	SF: 1 SAC: 0 DP: 0 HBP: 0	WP: 0 PB: 0 SB: 2 CS: 0	PA: 39																
PITCHER	IP WLS BF H R ER SO BB IBB HBP BLK WP HR S P ERA WHIP																																			
Dontrelle Willis, L ERA: 4.07 (1, 1)	6.0		26	5	1	1	3	1	2	0	0	0	1	67	104	1.50	1.000																			
Josias Manzanillo, R ERA: 2.25 (7, 1)	0.2	B	5	3	2	2	0	0	0	0	0	0	0	15	21	27.00	4.500																			
Matt Perisho, L ERA: 4.1 (7, 1)	0.0		1	1	0	0	0	0	0	0	0	0	0	1	1	∞	∞																			
40 Nate Bump, R ERA: 4.42 (7, 1)	1.1	W	4	0	0	0	1	0	0	0	0	0	0	8	12	0.00	0.000																			
Armando Benitez, R ERA: 1.05 (9, 1)	1.0	S	3	0	0	0	1	0	0	0	0	0	0	7	11	0.00	0.000																			

Pittsburgh Pirates @ Florida Marlins
 Pro Player Stadium, Miami, FL
 Tue Jul 06 2004, 7:05 PM EDT
 Att. 12,330 - Sunny - 88 F

AB	35
R	3
H	9
RBI	3
BB	3
SO	5
LOB	13



WP: 0	PA: 39
PB: 0	
SB: 2	
CS: 0	

BOTTOM

Pittsburgh Pirates @ Florida Marlins
Pro Player Stadium, Miami, FL
Tue Jul 06 2004, 7:05 PM EDT
Att. 12,330 - Sunny - 88 F

livebaseballscorecards.com

AB 33
R 6
H 11
RBI 6
BB 5
SO 3
LOB 17



WP: 0 PA: 38
PB: 0
SB: 1
CS: 0

AB	R	H	RBI	BB	SO	LOB
4	1	1	0	1	0	1
4	1	1	0	1	1	2
4	0	3	3	0	0	0
3	1	2	0	1	0	1
3	0	0	0	0	1	4
0	0	0	0	1	0	0
3	1	0	0	1	0	5
4	1	1	3	0	1	2
4	1	2	0	0	0	0
3	0	1	0	0	0	2
0	0	0	0	0	0	0
0	0	0	0	0	0	0
0	0	0	0	0	0	0
1	0	0	0	0	0	0
0	0	0	0	0	0	0
1B: 9	SF: 0	WP: 0	PA: 38	2B: 1	SAC: 0	PB: 0
3B: 0	DP: 1	SB: 1		HR: 1	HBP: 0	CS: 0

Batter	1	2	3	4	5	6	7	8	9								
Juan Pierre, L (1, 8) OBP: 0.359, SLG: 0.382	1-2 G6-3 ①		0-1 G4-6-3 1B		4-1 1B BB	0-0 G4-3 ③		2-1 G3 ②									
Hee-Seop Choi, L (1, 3) OBP: 0.394, SLG: 0.509	3-3 K		1-1 G4-6-3 ② ③		2-1 1B 1B 1B		4-1 2B BB	1-1 G4-3 ③									
Miguel Cabrera, R (1, 9) OBP: 0.367, SLG: 0.552	2-2 1B			2-1 G5-3 ①	1-0 1B 1B		0-2 1-H 2B										
Mike Lowell, R (1, 5) OBP: 0.377, SLG: 0.561	1-1 G1-3 ③			1-0 S 1B	0-2 FC6-4 1B		4-1 FC4 BB HR BB										
14 Josh Willingham, R (1, 7) Abraham Nunez, S (7, 7) OBP: 0.306, SLG: 0.302		1-3 K		0-1 F8 ②	0-0 L7 ②		4-2 FC4 BB										
Luis Castillo, S (1, 4) OBP: 0.344, SLG: 0.349		0-1 G4-3 ②		4-0 1B BB	2-2 FC6-4 ③		2-2 FC4 HR										
Alex Gonzalez, R (1, 6) OBP: 0.268, SLG: 0.421		0-1 G6-3 ③		1-1 G6-3 ③		2-3 K	0-2 1-H 3-H HR										
20 Matt Treanor, R (1, 2) OBP: 0.341, SLG: 0.342			2-1 FC1-6 1B		0-2 1B G4-3 1B	0-1 F9	1-2 G6-3 ③										
Dontrelle Willis, L (1, 1) Josias Manzanillo, R (7, 1) Matt Perisho, L (7, 1) 40 Nate Bump, L (7, 1) Mike Mordecai, R (8, PH) Armando Benitez, R (9, 1)			1 SAFE 2-2 FC1-6 1B		1 SAFE 1-0 G4-3 ①	1-0 1B		3-2 G3 ①									
Inning Stats	R: 0 H: 1 E: 0 K: 1 S: 12	R: 0 H: 0 E: 0 K: 1 S: 8	R: 0 H: 2 E: 0 K: 1 S: 10	R: 0 H: 1 E: 0 K: 0 S: 7	R: 2 H: 4 E: 0 K: 0 S: 17	R: 0 H: 1 E: 0 K: 1 S: 7	R: 4 H: 2 E: 0 K: 0 S: 21	R: 0 H: 0 E: 0 K: 0 S: 7									
PITCHER	IP WLS BF H R ER SO BB IBB HBP BLK WP HR S P ERA WHIP																
Josh Fogg, R (1, 1) ERA: 6.18	5.0		24	8	2	2	2	2	0	0	0	0	0	0	0	3.60	2.000
Brian Meadows, R (6, 1) ERA: 3.0	1.0	L	4	1	0	0	1	0	0	0	0	0	0	7	10	0.00	1.000
Mark Corey, R (7, 1) ERA: 6.23	0.1		4	1	3	3	0	3	0	0	0	0	0	7	19	81.00	12.000
16 Salomon Torres, R (7, 1) ERA: 3.06	0.2		3	1	1	1	0	0	0	0	0	0	0	14	17	13.50	1.500
Ryan Vogelsohn, R (8, 1) ERA: 7.03	1.0		3	0	0	0	0	0	0	0	0	0	0	7	13	0.00	0.000

Batter	1	2	3	4	5	6	7	8	9								
Juan Pierre, L (1, 8) OBP: 0.359, SLG: 0.382	1-2 G6-3 ①		0-1 G4-6-3 1B		4-1 1B BB	0-0 G4-3 ③		2-1 G3 ②									
Hee-Seop Choi, L (1, 3) OBP: 0.394, SLG: 0.509	3-3 K		1-1 G4-6-3 ② ③		2-1 1B 1B 1B		4-1 2B BB	1-1 G4-3 ③									
Miguel Cabrera, R (1, 9) OBP: 0.367, SLG: 0.552	2-2 1B			2-1 G5-3 ①	1-0 1B 1B		0-2 1-H 2B										
Mike Lowell, R (1, 5) OBP: 0.377, SLG: 0.561	1-1 G1-3 ③			1-0 S 1B	0-2 FC6-4 1B		4-1 FC4 BB HR BB										
14 Josh Willingham, R (1, 7) Abraham Nunez, S (7, 7) OBP: 0.306, SLG: 0.302		1-3 K		0-1 F8 ②	0-0 L7 ②		4-2 FC4 BB										
Luis Castillo, S (1, 4) OBP: 0.344, SLG: 0.349		0-1 G4-3 ②		4-0 1B BB	2-2 FC6-4 ③		2-2 FC4 HR										
Alex Gonzalez, R (1, 6) OBP: 0.268, SLG: 0.421		0-1 G6-3 ③		1-1 G6-3 ③		2-3 K	0-2 1-H 3-H HR										
20 Matt Treanor, R (1, 2) OBP: 0.341, SLG: 0.342			2-1 FC1-6 1B		0-2 1B G4-3 1B	0-1 F9	1-2 G6-3 ③										
Dontrelle Willis, L (1, 1) Josias Manzanillo, R (7, 1) Matt Perisho, L (7, 1) 40 Nate Bump, L (7, 1) Mike Mordecai, R (8, PH) Armando Benitez, R (9, 1)			1 SAFE 2-2 FC1-6 1B		1 SAFE 1-0 G4-3 ①	1-0 1B		3-2 G3 ①									
Inning Stats	R: 0 H: 1 E: 0 K: 1 S: 12	R: 0 H: 0 E: 0 K: 1 S: 8	R: 0 H: 2 E: 0 K: 1 S: 10	R: 0 H: 1 E: 0 K: 0 S: 7	R: 2 H: 4 E: 0 K: 0 S: 17	R: 0 H: 1 E: 0 K: 1 S: 7	R: 4 H: 2 E: 0 K: 0 S: 21	R: 0 H: 0 E: 0 K: 0 S: 7									
PITCHER	IP WLS BF H R ER SO BB IBB HBP BLK WP HR S P ERA WHIP																
Josh Fogg, R (1, 1) ERA: 6.18	5.0		24	8	2	2	2	0	0	0	0	0	0	0	0	3.60	2.000
Brian Meadows, R (6, 1) ERA: 3.0	1.0	L	4	1	0	0	1	0	0	0	0	0	0	7	10	0.00	1.000
Mark Corey, R (7, 1) ERA: 6.23	0.1		4	1	3	3	0	3	0	0	0	0	0	7	19	81.00	12.000
16 Salomon Torres, R (7, 1) ERA: 3.06	0.2		3	1	1	1	0	0	0	0	0	0	0	14	17	13.50	1.500
Ryan Vogelsohn, R (8, 1) ERA: 7.03	1.0		3	0	0	0	0	0	0	0	0	0	0	7	13	0.00	0.000

Batter	1	2	3	4	5	6	7	8	9	AB R H RBI BB SO LOB	TOP											
18 Jason Kendall, R OBP: 0.385, SLG: 0.371 (1, 2)	3-2 G4-6-3 1B		1-2 F8		3-2 K		1-2 G6-3		3-2 G6-3	5 0 1 0 0 1 2												
Abraham Nunez, S OBP: 0.287, SLG: 0.373 (1, 6)	0-0 G4-6-3 1-2f		2-2 HBP BB 1-2 1B		3-2 E3 2B		0-0 F7			4 1 1 0 0 0 1												
Rob Mackowiak, L OBP: 0.333, SLG: 0.471 (1, 7)	1-3 K		4-2 FC6-5 HBP 1-2 2-3 BB		1-1 SAFE 1-H 2B		4-0 2-4 BB			2 1 1 1 2 1 0												
Craig Wilson, R OBP: 0.376, SLG: 0.548 (1, 9)		1-1 G6-3	3-2 HBP		4-1 2B 1B BB		1-1 2-4	1-2 L7		2 1 0 1 1 0 0												
16 Salomon Torres, R (8, 1)			1-2 2-3 3-H				1-2			0 0 0 0 0 0 0												
Jose Mesa, R (9, 1)										0 0 0 0 0 0 0												
Bobby Hill, S OBP: 0.360, SLG: 0.343 (1, 5)		1-1 FC4-6 HBP	2-2 FC6-5		0-0 1B CS 2B			1-0 G3		3 0 1 1 0 0 3												
Chris Stynes, R OBP: 0.265, SLG: 0.297 (8, 5)			2-3f		1-3 2-H					0 0 0 0 0 0 0												
Tike Redman, L OBP: 0.273, SLG: 0.339 (1, 8)	1 SAFE K	1-3 K		0-2 G6-4-3 1B	2-2 2-3 3-H 1B			0-1 G4-3		4 0 2 1 0 1 1												
Randall Simon, L OBP: 0.288, SLG: 0.282 (1, 3)	1 SAFE FC4-6 1-2f	1-0 FC4-6		1-0 G6-4-3 1-2f	2-1 CS 3-H	2-1 L7			1-0 2B	4 0 1 0 0 0 2												
Jose Castillo, R OBP: 0.304, SLG: 0.343 (1, 4)			1-2 G4-3	0-3 K		1-3 K			0-3 K	4 0 0 0 0 3 1												
Oliver Pérez, L OBP: 0.200, SLG: 0.172 (1, 1)			0-0 BB HBP 1B		0-1 G4-3	1-3 K			2-3 K	2 1 1 0 0 0 0												
J.J. Davis, R OBP: 0.205, SLG: 0.118 (8, PH)										1 0 0 0 0 1 0												
Brian Meadows, R (6, 1)										0 0 0 0 0 0 0												
34 John Grabow, L (7, 1)										0 0 0 0 0 0 0												
Willis Roberts, R (7, 1)										0 0 0 0 0 0 0												
Tony Alvarez, R OBP: 0.333, SLG: 0.571 (8, 9)										1 0 0 0 0 1 1												
Inning Stats	R: 0 E: 0 K: 1 S: 7	H: 1 LOB: 0 BB: 0 P: 11	R: 0 E: 0 K: 1 S: 7	H: 0 LOB: 1 BB: 0 P: 11	R: 1 E: 0 K: 0 S: 20	H: 2 LOB: 3 BB: 1 P: 33	R: 0 E: 0 K: 1 S: 7	H: 1 LOB: 0 BB: 0 P: 8	R: 3 E: 1 K: 1 S: 17	H: 3 LOB: 1 BB: 1 P: 32	R: 0 E: 0 K: 2 S: 8	H: 0 LOB: 0 BB: 0 P: 12	R: 0 E: 0 K: 0 S: 5	H: 0 LOB: 1 BB: 1 P: 11	R: 0 E: 0 K: 0 S: 6	H: 0 LOB: 0 BB: 0 P: 8	R: 0 E: 0 K: 2 S: 11	H: 1 LOB: 1 BB: 0 P: 17	1B: 5 2B: 3 3B: 0 HR: 0	SF: 0 SAC: 0 DP: 2 HBP: 2	WP: 0 PB: 0 SB: 0 CS: 1	PA: 38
PITCHER	IP WLS BF H R ER SO BB IBB HBP BLK WP HR S P ERA WHIP																					
Carl Pavano, R ERA: 2.85 (1, 1)	6.0 L 27 7 4 1 6 2 0 2 0 0 0 66 107 1.50 1.500																					
Josias Manzanillo, R ERA: 1.93 (7, 1)	2.0 7 0 0 0 0 1 0 0 0 0 0 11 19 0.00 0.500																					
Billy Koch, R ERA: 5.09 (9, 1)	1.0 4 1 0 0 2 0 0 0 0 0 0 11 17 0.00 1.000																					

Pittsburgh Pirates @ Florida Marlins
 Pro Player Stadium, Miami, FL
 Wed Jul 07 2004, 7:05 PM EDT
 Att. 15,135 - Cloudy - 88 F

livebaseballscorecards.com

AB	32
R	4
H	8
RBI	4
BB	3
SO	8
LOB	11



BOTTOM

Pittsburgh Pirates @ Florida Marlins
Pro Player Stadium, Miami, FL
Wed Jul 07 2004, 7:05 PM EDT
Att. 15,135 - Cloudy - 88 F

livebaseballscorecards.com

AB 33
R 3
H 10
RBI 3
BB 6
SO 7
LOB 17



WP: 0 PA: 41
PB: 0
SB: 1
CS: 1

AB R H RBI BB SO LOB

5	1	3	0	0	0	0
5	1	1	0	0	1	3
3	1	1	0	2	1	1
0	0	0	0	0	0	0
2	0	0	1	2	1	1
5	0	3	2	0	1	2
2	0	2	0	2	0	0
0	0	0	0	0	0	0
3	0	0	0	0	0	6
3	0	0	0	0	2	1
1	0	0	0	0	0	1
0	0	0	0	0	0	0
1	0	0	0	0	0	1
0	0	0	0	0	0	0

Batter	1	2	3	4	5	6	7	8	9
Luis Castillo, S OBP: 0.348, SLG: 0.353 (1, 4)	1-2 G1-3	2-2 G4-3		1-0 1B			0-1 SF7 1B		0-1 FC2-6 1B
Juan Pierre, L OBP: 0.357, SLG: 0.379 (1, 8)	0-0 B3		2-2 1B S 1B	0-2 G5-3			0-3 K		0-0 FC2-6 CS 1-2f
Miguel Cabrera, R OBP: 0.370, SLG: 0.550 (1, 9)	4-2 BB 1B BB		0-3 K		3-2 F8		1-1 2B 1B		4-1 BB BB 1-2
Mike Mordecai, R OBP: 0.275, SLG: 0.271 (9, PR)									1 SAFE 1B BB BB BB
Mike Lowell, R OBP: 0.377, SLG: 0.558 (1, 5)	4-2 14 BB 1B BB 1-2		2-3 K 1-2		3-1 F8		1-0 SF7		4-1 BB BB 1-2
Damon Easley, R OBP: 0.355, SLG: 0.519 (1, 3)	2-2 14 BB 1B 1-2 2-H		2-2 1B 2-H		0-1 P2		3-H 0-0 1-H 2B		0-3 K
14 Josh Willingham, R OBP: 0.571, SLG: 0.400 (1, 7)	4-2 BB BB BB BB 1-2 2-3		4-1 FC6-4 BB		1-2 FC5-4 1B			0-2 SH5-3 1B	
Abraham Nunez, S OBP: 0.306, SLG: 0.302 (8, PR) (9, 7)									
Alex Gonzalez, R OBP: 0.266, SLG: 0.417 (1, 6)	0-2 P3		0-0 FC6-4 1-2f		0-0 F7			0-0 SH5-3 1-2	
20 Matt Treanor, R OBP: 0.318, SLG: 0.317 (1, 2)		0-1 L6		0-3 K		2-3 K		1-0 P4	
Hee-Seop Choi, L OBP: 0.392, SLG: 0.507 (8, PH)									
Mike Redmond, R OBP: 0.339, SLG: 0.360 (9, 2)									
Carl Pavano, R OBP: 0.125, SLG: 0.226 (1, 1)		0-1 F8		1-3 K		2-1 FC5-4 1-2f		0-1 L8	
Lenny Harris, L OBP: 0.207, SLG: 0.228 (6, PH)									
Josias Manzanillo, R (7, 1)									
Jeff Conine, R OBP: 0.321, SLG: 0.381 (8, PH)									
Billy Koch, R (9, 1)									

Inning Stats	R: 1	H: 1	E: 0	LOB: 3	K: 0	BB: 3	S: 25	R: 0	H: 0	E: 0	LOB: 0	K: 0	BB: 0	S: 7	R: 1	H: 2	E: 0	LOB: 2	K: 2	BB: 1	S: 15	R: 0	H: 1	E: 0	LOB: 1	K: 0	BB: 0	S: 10	R: 0	H: 0	E: 0	LOB: 0	K: 0	BB: 0	S: 7	R: 0	H: 1	E: 0	LOB: 1	K: 1	BB: 0	S: 10	R: 1	H: 3	E: 0	LOB: 2	K: 1	BB: 0	S: 11	R: 0	H: 1	E: 0	LOB: 1	K: 0	BB: 0	S: 7	R: 0	H: 1	E: 0	LOB: 2	K: 1	BB: 2	S: 10	R: 0	H: 1	E: 0	LOB: 2	K: 1	BB: 2	S: 18	1B: 9	SF: 1	2B: 1	SAC: 1	3B: 0	DP: 0	HR: 0	HBP: 0
--------------	------	------	------	--------	------	-------	-------	------	------	------	--------	------	-------	------	------	------	------	--------	------	-------	-------	------	------	------	--------	------	-------	-------	------	------	------	--------	------	-------	------	------	------	------	--------	------	-------	-------	------	------	------	--------	------	-------	-------	------	------	------	--------	------	-------	------	------	------	------	--------	------	-------	-------	------	------	------	--------	------	-------	-------	-------	-------	-------	--------	-------	-------	-------	--------

PITCHER	IP	WLS	BF	H	R	ER	SO	BB	IBB	HBP	BLK	WP	HR	S	P	ERA	WHIP
Oliver Pérez, L ERA: 3.24 (1, 1)	5.0	W	23	4	2	2	4	4	0	0	0	0	0	64	99	3.60	1.600
Brian Meadows, R ERA: 3.14 (6, 1)	1.0	H	5	2	1	1	1	0	0	0	0	0	0	12	17	9.00	2.000
34 John Grabow, L ERA: 4.04 (7, 1)	0.1	H	1	0	0	0	1	0	0	0	0	0	0	5	5	0.00	0.000
Willis Roberts, R ERA: (7, 1)	0.2	H	3	2	0	0	0	0	0	0	0	0	0	4	6	0.00	3.000
16 Salomon Torres, R ERA: 3.0 (8, 1)	1.0	H	4	1	0	0	0	0	0	0	0	0	0	7	8	0.00	1.000

PITCHER	IP	WLS	BF	H	R	ER	SO	BB	IBB	HBP	BLK	WP	HR	S	P	ERA	WHIP
Jose Mesa, R ERA: 2.45 (9, 1)	1.0	S	5	1	0	0	1	2	0	0	0	0	0	10	18	0.00	3.000

Batter	1	2	3	4	5	6	7	8	9	AB R H RBI BB SO LOB	TOP														
18 Jason Kendall, R OBP: 0.387, SLG: 0.371 (1, 2)	2-2 G6-4-3 1B		0-1 F9			4-1 BB		0-1 G3-1		3 0 1 0 1 0 1															
2 Jack Wilson, R OBP: 0.359, SLG: 0.516 (1, 6)	1-2 G6-4-3 1-2f			2-1 F9		0-2 P6		0-0 1B		4 0 1 0 0 0 2															
Rob Mackowiak, L OBP: 0.332, SLG: 0.466 (1, 5)	1-0 F9			2-2 G4-3			2-1 L3		4-1 WP BB	3 0 0 0 1 0 0															
Craig Wilson, R OBP: 0.377, SLG: 0.545 (1, 9)		4-2 G6-4-3 BB		2-3 K			2-2 1B E 1B		2-3 1-2 K	3 1 1 0 1 2 1															
Tony Alvarez, R OBP: 0.263, SLG: 0.444 (1, 7)		2-2 F9			0-0 L5		3-2 F8		3-3 K	4 0 0 0 0 1 3															
Tike Redman, L OBP: 0.273, SLG: 0.338 (1, 8)		1-2 G6-4-3 1-2f			2-2 L3		2-0 E 1-2 1B		0-0 G5-3	4 0 1 0 0 0 2															
Randall Simon, L OBP: 0.281, SLG: 0.275 (1, 3)				3-2 F8		1-0 P6		2-1 E6 1-3 2-H		3 0 0 0 0 0 1															
Jose Castillo, R OBP: 0.299, SLG: 0.337 (1, 4)				2-3 K			1-3 K	0-1 G5-3		3 0 0 0 0 2 2															
Kris Benson, R OBP: 0.250, SLG: 0.226 (1, 1)				1-2 1B			0-1 G1-3		3-3 K	2 0 1 0 0 0 0															
Bobby Hill, S OBP: 0.358, SLG: 0.340 (8, PH)										1 0 0 0 0 1 0															
34 John Grabow, L OBP: 0.299, SLG: 0.337 (8, 1)										0 0 0 0 0 0 0															
Inning Stats	R: 0 E: 0 K: 0 S: 8	H: 1 LOB: 0 BB: 0 P: 12	R: 0 E: 0 K: 0 S: 8	H: 0 LOB: 0 BB: 1 P: 15	R: 0 E: 0 K: 1 S: 12	H: 1 LOB: 1 BB: 0 P: 18	R: 0 E: 0 K: 1 S: 8	H: 0 LOB: 0 BB: 0 P: 14	R: 0 E: 0 K: 0 S: 5	H: 0 LOB: 0 BB: 0 P: 8	R: 0 E: 0 K: 1 S: 9	H: 0 LOB: 1 BB: 1 P: 14	R: 1 E: 1 K: 0 S: 17	H: 2 LOB: 2 BB: 0 P: 28	R: 0 E: 0 K: 1 S: 6	H: 1 LOB: 1 BB: 0 P: 9	R: 0 E: 0 K: 2 S: 8	H: 0 LOB: 1 BB: 1 P: 17	1B: 5 2B: 0 3B: 0 HR: 0	SF: 0 SAC: 0 DP: 2 HBP: 0	WP: 1 PB: 0 SB: 0 CS: 0	PA: 33			
PITCHER	IP WLS BF H R ER SO BB IBB HBP BLK WP HR S P ERA WHIP																								
Tony Armas, R ERA: 4.46 (1, 1)	7.0		26	4	1	0	3	2	0	0	0	0	0	67	109	0.00	0.857								
Luis Ayala, R ERA: 3.07 (8, 1)	1.0	W	3	1	0	0	1	0	0	0	0	0	0	6	9	0.00	1.000								
32 Chad Cordero, R ERA: 2.93 (9, 1)	1.0	S	4	0	0	0	2	1	0	0	0	1	0	8	17	0.00	1.000								

Pittsburgh Pirates @ Montreal Expos
Hiram Bithorn Stadium, San Juan, PR
Thu Jul 08 2004, 7:05 PM EDT
Att: 7,746 - Unknown - 86 F

livebaseballscorecards.com

AB	30
R	1
H	5
RBI	0
BB	3
SO	6
LOB	12



Batter	1	2	3	4	5	6	7	8	9	AB	R	H	RBI	BB	SO	LOB	BOTTOM		
Brad Wilkerson, L (1, 7) OBP: 0.359, SLG: 0.477	1-2 F8			3-3 K		3-1 P5		2-3 K		4	0	0	0	0	2	1	Pittsburgh Pirates @ Montreal Expos Hiram Bithorn Stadium, San Juan, PR Thu Jul 08 2004, 7:05 PM EDT Att. 7,746 - Unknown - 86 F		
Andy Chavez, L (1, 8) OBP: 0.313, SLG: 0.381	3-1 G1-3			1-2 G6-4-3 1B			0-1 1B 3B			3	1	2	0	0	0	0			
Tony Batista, R (1, 5) OBP: 0.256, SLG: 0.375	0-1 F9			1-1 G6-4-3 1-2f			3-1 CS 1B			3	0	1	1	0	0	1			
Carl Everett, S (1, 9) OBP: 0.317, SLG: 0.382 32 Chad Cordero, R (9, 1)			2-1 G4-3		1-3 K		0-3 K			3	0	0	0	0	2	1			
Orlando Cabrera, R (1, 6) OBP: 0.295, SLG: 0.322			1-0 G6-3		0-1 G3		1 SAFE 0-1 1B			3	0	1	0	0	0	0			
24 Nick Johnson, L (1, 3) OBP: 0.348, SLG: 0.409			2-0 F7		3-2 G3		1 SAFE 2-3 K			3	0	0	0	0	1	1			
Jamey Carroll, R (1, 4) OBP: 0.361, SLG: 0.372			4-1 G4-6-3 BB		2-2 G5-3			2-1 G6-3		2	0	0	0	1	0	0			
Brian Schneider, L (1, 2) OBP: 0.301, SLG: 0.436			1-1 G4-6-3 1-2f		0-0 SH1-4 1B			3-2 HR		3	1	2	1	0	0	1			
Tony Armas, R (1, 1) Luis Ayala, R (8, 1) Juan Rivera, R (8, PH) OBP: 0.295, SLG: 0.388			2-2 G4-3		1 SAFE 0-0 SH1-4			1-3 K		1	0	0	0	0	0	0			
Inning Stats	R: 0 E: 0 K: 0 S: 7	H: 0 LOB: 0 BB: 0 P: 11	R: 0 E: 0 K: 0 S: 4	H: 0 LOB: 0 BB: 0 P: 9	R: 0 E: 0 K: 0 S: 6	H: 1 LOB: 0 BB: 1 P: 13	R: 0 E: 0 K: 1 S: 11	H: 0 LOB: 0 BB: 0 P: 16	R: 0 E: 0 K: 1 S: 8	H: 0 LOB: 0 BB: 0 P: 12	R: 1 E: 0 K: 2 S: 16	H: 3 LOB: 1 BB: 0 P: 21	R: 1 E: 0 K: 2 S: 19	H: 1 LOB: 0 BB: 0 P: 27	1B: 4 2B: 0 3B: 1 HR: 1	SF: 0 SAC: 1 DP: 2 HBP: 0			WP: 0 PB: 0 SB: 0 CS: 1
PITCHER Kris Benson, R (1, 1) ERA: 4.42 34 John Grabow, L (8, 1) ERA: 4.17	IP 7.0	WLS L	BF 24	H 5	R 1	ER 1	SO 4	BB 1	IBB 0	HBP 0	BLK 0	WP 0	HR 0	S 59	P 94	ERA 1.29	WHIP 0.857		

livebaseballscorecards.com

AB	26
R	2
H	6
RBI	2
BB	1
SO	6
LOB	5



Batter	1	2	3	4	5	6	7	8	9	AB R H RBI BB SO LOB	TOP												
18 Jason Kendall, R OBP: 0.384, SLG: 0.366 J.J. Davis, R OBP: 0.205, SLG: 0.118	2-2 F8	2-1 FC6 G3 2BB 1B	2-1 G6-4-3 HBP		1-1 G5-3			1-1 F8		4 1 0 1 0 0 1 0 0 0 0 0 0 0													
2 Jack Wilson, R OBP: 0.359, SLG: 0.511 Abraham Nunez, S OBP: 0.287, SLG: 0.373	3-2 G4-3	4-0 G3 1B BB	2-1 G6-4-3		2-2 G5-3			4-2 FC5-4 BB		3 1 0 0 2 0 2 0 0 0 0 0 0 0													
Rob Mackowiak, L OBP: 0.328, SLG: 0.459 Chris Stynes, R OBP: 0.263, SLG: 0.295	2-0 F7	2-0 G3	1-0 G4-3		2-1 F9			2-3 K		4 0 0 0 0 0 2 1 0 0 0 0 1 1													
Craig Wilson, R OBP: 0.378, SLG: 0.542								2-1 FC5-4		4 2 1 0 0 2 1													
Jason Bay, R OBP: 0.388, SLG: 0.674										5 4 4 4 0 0 0													
Tike Redman, L OBP: 0.275, SLG: 0.339										5 1 2 2 0 0 0													
Randall Simon, L OBP: 0.286, SLG: 0.274										4 1 1 1 0 0 0													
Bobby Hill, S OBP: 0.367, SLG: 0.361										3 1 2 3 1 0 0													
18 Sean Burnett, L (1, 1)										4 0 0 0 0 1 5													
Inning Stats	R: 0 E: 0 K: 0 S: 9	H: 0 LOB: 0 BB: 0 P: 16	R: 9 E: 0 K: 1 S: 25	H: 7 LOB: 3 BB: 2 P: 48	R: 0 E: 0 K: 0 S: 4	H: 0 LOB: 0 BB: 0 P: 9	R: 1 E: 0 K: 1 S: 7	H: 1 LOB: 0 BB: 0 P: 8	R: 0 E: 0 K: 0 S: 7	H: 1 LOB: 1 BB: 0 P: 11	R: 1 E: 0 K: 1 S: 9	H: 1 LOB: 0 BB: 0 P: 16	R: 0 E: 0 K: 0 S: 4	H: 0 LOB: 0 BB: 0 P: 10	R: 0 E: 0 K: 1 S: 11	H: 0 LOB: 1 BB: 1 P: 20	R: 0 E: 0 K: 0 S: 8	H: 0 LOB: 0 BB: 0 P: 9	1B: 6 2B: 1 3B: 1 HR: 2	SF: 0 SAC: 0 DP: 1 HBP: 3	WP: 0 PB: 0 SB: 0 CS: 0	PA: 43	
PITCHER	IP WLS BF H R ER SO BB IBB HBP BLK WP HR S P ERA WHIP																					PITCHER	IP WLS BF H R ER SO BB IBB HBP BLK WP HR S P ERA WHIP
Shawn Hill, R ERA: 16.0	(1, 1) 1.1 L 11 4 7 7 0 1 0 1 0 0 0 0 22 42 47.25 3.750																						
Sun-Woo Kim, R ERA: 4.92	(2, 1) 4.2 22 6 4 4 3 1 0 2 0 0 2 39 66 7.71 1.500																						
Chad Bentz, L ERA: 5.32	(7, 1) 2.0 7 0 0 0 1 1 0 0 0 0 0 15 30 0.00 0.500																						
52 T.J. Tucker, R ERA: 3.99	(9, 1) 1.0 3 0 0 0 0 0 0 0 0 0 0 8 9 0.00 0.000																						

Pittsburgh Pirates @ Montreal Expos
Hiram Bithorn Stadium, San Juan, PR
Fri Jul 09 2004, 7:05 PM EDT
Att: 7,436 - Cloudy - 83 F

livebaseballscorecards.com

AB	37
R	11
H	10
RBI	11
BB	3
SO	4
LOB	12



Batter	1	2	3	4	5	6	7	8	9	AB	R	H	RBI	BB	SO	LOB	BOTTOM									
Brad Wilkerson, L (1, 8) OBP: 0.357, SLG: 0.474 Termel Sledge, L (5, 8) OBP: 0.325, SLG: 0.438	3-3 K		2-2 F7		1-2 G4-6-3 1-2f		2-3 K			2	0	0	0	0	1	0		Pittsburgh Pirates @ Montreal Expos Hiram Bithorn Stadium, San Juan, PR Fri Jul 09 2004, 7:05 PM EDT Att. 7,436 - Cloudy - 83 F								
Orlando Cabrera, R (1, 6) OBP: 0.296, SLG: 0.323 Andy Fox, L (4, 6) OBP: 0.095, SLG: 0.167	2-2 G6-3		0-0 1B			1-1 F7		0-0 G5-3		2	0	1	0	0	0	0										
Tony Batista, R (1, 5) OBP: 0.256, SLG: 0.373	1-0 G4-3		2-1 G5-3			1-1 L4		1-0 G6-4-3 1B		4	0	1	0	0	0	1										
Carl Everett, S (1, 7) OBP: 0.323, SLG: 0.395		1-2 FC5-4 1B		1-0 F9		0-1 1B 2B		2-1 G6-4-3 1-2f		4	0	2	0	0	0	1										
Juan Rivera, R (1, 9) OBP: 0.294, SLG: 0.385		1-1 FC5-4 24 2B 1-2f		3-2 G6-3		0-0 1B		0-0 G5-3		4	0	1	0	0	0	1										
24 Nick Johnson, L (1, 3) OBP: 0.358, SLG: 0.426		1-0 1B		2-1 1B		2-3 1B		0-1 FC5-4 1B		4	0	3	0	0	0	2										
Jamey Carroll, R (1, 4) OBP: 0.347, SLG: 0.356		1-2 L4		1-2 P4			1-2 G5-3		0-2 FC5-4 1-2f	4	0	0	0	0	0	4										
Einar Diaz, R (1, 2) OBP: 0.260, SLG: 0.258		1-2 F9		1-1 G4-6-3 1B		0-1 G1-3		2-1 G3		4	0	1	0	0	0	3										
Shawn Hill, R (1, 1) Sun-Woo Kim, R (2, 1) OBP: 0.200, SLG: 0.267 Chad Bentz, R (7, 1) OBP: 0.500, SLG: 0.500 52 T.J. Tucker, R (9, 1) OBP: 0.167, SLG: 0.167			0-3 K		0-0 L3		3-2 1B			0	0	0	0	0	0	0										
Inning Stats	R: 0 E: 0 K: 1 S: 8	H: 0 LOB: 0 BB: 0 P: 14	R: 0 E: 0 K: 0 S: 12	H: 2 LOB: 2 BB: 0 P: 17	R: 0 E: 0 K: 1 S: 11	H: 1 LOB: 1 BB: 0 P: 15	R: 0 E: 0 K: 0 S: 9	H: 1 LOB: 1 BB: 0 P: 16	R: 0 E: 0 K: 0 S: 6	H: 1 LOB: 0 BB: 0 P: 8	R: 0 E: 0 K: 0 S: 9	H: 2 LOB: 2 BB: 0 P: 13	R: 0 E: 0 K: 1 S: 12	H: 1 LOB: 1 BB: 0 P: 18	R: 0 E: 0 K: 0 S: 4	H: 1 LOB: 0 BB: 0 P: 7	R: 0 E: 0 K: 0 S: 8		H: 1 LOB: 1 BB: 0 P: 10	1B: 8 2B: 2 3B: 0 HR: 0	SF: 0 SAC: 0 DP: 2 HBP: 0	WP: 0 PB: 0 SB: 0 CS: 0	PA: 35			
18 Sean Burnett, L (1, 1) ERA: 2.35	IP 9.0	WLS W	BF 35	H 10	R 0	ER 0	SO 3	BB 0	IBB 0	HBP 0	BLK 0	WP 0	HR 0	S 79	P 118	ERA 0.00	WHIP 1.111									



livebaseballscorecards.com

Batter	1	2	3	4	5	6	7	8	9	AB R H RBI BB SO LOB	TOP									
18 Jason Kendall, R OBP: 0.382, SLG: 0.365 (1, 2)	1-1 L8		2-3 K			0-2 1B			1-2 G4-3	4 0 1 0 0 1 1	Pittsburgh Pirates @ Montreal Expos Hiram Bithorn Stadium, San Juan, PR Sat Jul 10 2004, 7:05 PM EDT Att: 8,780 - Cloudy - 85 F									
2 Jack Wilson, R OBP: 0.358, SLG: 0.507 (1, 6)	2-2 G4-6-3 HBP		1-3 K			1-3 K			0-0 G6-3	3 0 0 0 0 2 2										
Rob Mackowiak, L OBP: 0.327, SLG: 0.456 (1, 5)	1-1 G4-6-3 1-2f			0-0 G4-3		1-0 F8			1-2 1B	4 0 1 0 0 0 2										
Craig Wilson, R OBP: 0.379, SLG: 0.540 (1, 9)		1-1 HBP		1-2 G6-4-3 1B		2-0 F7			1-1 G5-3	3 0 1 0 0 0 1										
Jason Bay, R OBP: 0.380, SLG: 0.660 (1, 7)		1-2 K		1-1 G6-4-3 1-2f		2-0 F7				3 0 0 0 0 1 2										
Tike Redman, L OBP: 0.276, SLG: 0.339 (1, 8)		1-1 SAFE F7			0-1 CS 1B	2-2 F8				3 0 1 0 0 0 1										
Randall Simon, L OBP: 0.280, SLG: 0.268 (1, 3)		0-0 F7			3-2 F9 1-2				0-3 K	3 0 0 0 0 1 2										
Bobby Hill, S OBP: 0.367, SLG: 0.356 (1, 4)			1-1 F8		1-0 F8				4-0 G5-4-3 BB	2 0 0 0 1 0 0										
Kip Wells, R OBP: 0.194, SLG: 0.241 (1, 1)			4-0 BB			0-2 G5-3			0-0 G5-4-3 1-2f	1 0 0 0 1 0 0										
Michael Gonzalez, R (7, 1)										0 0 0 0 0 0 0										
Abraham Nunez, S (8, PH)										1 0 0 0 0 0 1										
Ryan Vogelsong, R (8, 1)										0 0 0 0 0 0 0										
Inning Stats	R: 0 E: 0 K: 0 S: 6	H: 0 LOB: 0 BB: 0 P: 10	R: 0 E: 0 K: 1 S: 7	H: 0 LOB: 1 BB: 0 P: 10	R: 0 E: 0 K: 2 S: 10	H: 0 LOB: 1 BB: 1 P: 18	R: 0 E: 0 K: 0 S: 6	H: 1 LOB: 0 BB: 0 P: 8	R: 0 E: 0 K: 1 S: 6	H: 0 LOB: 0 BB: 0 P: 12	R: 0 E: 0 K: 0 S: 6	H: 0 LOB: 0 BB: 0 P: 12	R: 0 E: 0 K: 1 S: 4	H: 0 LOB: 0 BB: 1 P: 8	R: 0 E: 0 K: 0 S: 10	H: 1 LOB: 1 BB: 0 P: 13	1B: 4 2B: 0 3B: 0 HR: 0	SF: 0 SAC: 0 DP: 3 HBP: 2	WP: 0 PB: 0 SB: 0 CS: 1	PA: 31
PITCHER	IP WLS BF H R ER SO BB IBB HBP BLK WP HR S P ERA WHIP																			
Rocky Biddle, R (1, 1) ERA: 7.09	5.0 W 17 2 0 0 3 1 0 2 0 0 0 35 56 0.00 0.600																			
Claudio Vargas, R (6, 1) ERA: 5.87	1.2 H 6 1 0 0 1 0 0 0 0 0 0 12 18 0.00 0.600																			
Joe Horgan, L (7, 1) ERA: 6.75	0.2 H 3 0 0 0 1 1 0 0 0 0 0 7 13 0.00 1.500																			
Luis Ayala, R (8, 1) ERA: 2.96	1.2 5 1 0 0 0 0 0 0 0 0 0 11 14 0.00 0.600																			

AB	27
R	0
H	4
RBI	0
BB	2
SO	5
LOB	12



Batter	1	2	3	4	5	6	7	8	9	AB	R	H	RBI	BB	SO	LOB	BOTTOM			
Brad Wilkerson, L (1, 7) OBP: 0.355, SLG: 0.469	4-2 G1-3 1B BB		1-3 K			2-1 P6	3-3 K			3	1	0	0	1	2	1				
Andy Chavez, L (1, 8) OBP: 0.312, SLG: 0.377	0-0 G1-3 1-2		4-1 BB			1-1 G6-3		0-1 F7		3	0	0	0	1	0	1				
Tony Batista, R (1, 5) OBP: 0.256, SLG: 0.371	0-1 CS 1B		1-1 F7			1-2 F7		0-2 P4		4	0	1	1	0	0	1				
Carl Everett, S (1, 9) OBP: 0.331, SLG: 0.402	1-2 1B			1-2 G4-3			1-1 24 G4-6-3 1B	0-1 2B		3	0	2	0	0	0	0				
Juan Rivera, R (8, 9) OBP: 0.298, SLG: 0.394	1-2 1B									1	0	1	0	0	0	0				
24 Nick Johnson, L (1, 3) OBP: 0.350, SLG: 0.414	0-3 K			1-0 F8			3-2 1 SAFE 1 SAFE G4-6-3 1B	1-1 F9		4	0	0	0	0	1	3				
Orlando Cabrera, R (1, 6) OBP: 0.297, SLG: 0.323		1-1 F9		2-2 G5-3			0-0 S BB 2B 1B			3	1	1	0	0	0	0				
Brian Schneider, L (1, 2) OBP: 0.301, SLG: 0.432		2-3 K			2-1 G6-3		4-1 2B BB			2	1	0	0	1	1	0				
Jamey Carroll, R (1, 4) OBP: 0.346, SLG: 0.366		3-2 G6-3			0-1 F9		2-2 1B 2B			3	1	1	2	0	0	0				
Rocky Biddle, R (1, 1) OBP: 0.093, SLG: 0.163			3-3 K			1-1 G4-3		1-2 1B		1	0	0	0	0	1	0				
Andy Fox, L (5, PH) OBP: 0.048, SLG: 0.048								2-H 1B		1	0	0	0	0	0	0				
Claudio Vargas, R (6, 1) OBP: 1.000, SLG: 1.000								2-H 1B		0	0	0	0	0	0	0				
Joe Horgan, L (7, 1) OBP: 0.500, SLG: 0.750										1	0	1	1	0	0	0				
Luis Ayala, R (8, 1) OBP: 0.500, SLG: 0.750										0	0	0	0	0	0	0				
Inning Stats	R: 1 E: 0 K: 1 S: 12	H: 2 LOB: 1 BB: 1 P: 17	R: 0 E: 0 K: 1 S: 9	H: 0 LOB: 0 BB: 0 P: 15	R: 0 E: 0 K: 2 S: 11	H: 0 LOB: 1 BB: 1 P: 19	R: 0 E: 0 K: 0 S: 7	H: 0 LOB: 0 BB: 0 P: 11	R: 0 E: 0 K: 0 S: 6	H: 0 LOB: 0 BB: 0 P: 9	R: 0 E: 0 K: 0 S: 7	H: 0 LOB: 0 BB: 0 P: 11	R: 3 E: 0 K: 1 S: 18	H: 4 LOB: 1 BB: 1 P: 31	R: 0 E: 0 K: 0 S: 9	H: 1 LOB: 1 BB: 0 P: 10	1B: 5 2B: 2 3B: 0 HR: 0	SF: 0 SAC: 0 DP: 1 HBP: 0	WP: 0 PB: 0 SB: 1 CS: 1	PA: 32
PITCHER	IP WLS BF H R ER SO	IP WLS BF H R ER SO	IP WLS BF H R ER SO	IP WLS BF H R ER SO	IP WLS BF H R ER SO	IP WLS BF H R ER SO	IP WLS BF H R ER SO	IP WLS BF H R ER SO	IP WLS BF H R ER SO	IP WLS BF H R ER SO	IP WLS BF H R ER SO	IP WLS BF H R ER SO	IP WLS BF H R ER SO	IP WLS BF H R ER SO	IP WLS BF H R ER SO	IP WLS BF H R ER SO	IP WLS BF H R ER SO	ERA WHIP	ERA WHIP	
Kip Wells, R (1, 1) ERA: 4.71	6.2 L																			
Michael Gonzalez, L (7, 1) ERA: 0.66	0.1	1	0	0	0	1	0	0	0	0	0	3	6	0.00	0.000					
Ryan Vogelsong, R (8, 1) ERA: 6.93	1.0	4	1	0	0	0	0	0	0	0	0	9	10	0.00	1.000					

Pittsburgh Pirates @ Montreal Expos
Hiram Bithorn Stadium, San Juan, PR
Sat Jul 10 2004, 7:05 PM EDT
Att. 8,780 - Cloudy - 85 F

AB	29
R	4
H	7
RBI	4
BB	3
SO	5
LOB	6



WP	0	PA	32
PB	0		
SB	1		
CS	1		

Batter	1	2	3	4	5	6	7	8	9	AB R H RBI BB SO LOB	TOP											
18 Jason Kendall, R (1, 2) OBP: 0.384, SLG: 0.364	1-1 HBP 1B	4-1 BB			1-2 F7		0-2 G5-3			3 0 1 0 1 0 0												
2 Jack Wilson, R (1, 6) OBP: 0.354, SLG: 0.501	2-1 F7	SAFE 1-3 K2-3			0-0 F9			0-1 G6-3		4 0 0 0 0 1 3												
Jason Bay, R (1, 7) OBP: 0.371, SLG: 0.642	1-1 F7		0-3 K			2-3 K		0-3 K		4 0 0 0 0 3 1												
Craig Wilson, R (1, 3) OBP: 0.378, SLG: 0.535	2-2 1-2 HBP		0-1 F8			2-2 G5-3		0-0 G6-3		3 0 0 0 0 0 0												
Tony Alvarez, R (1, 8) OBP: 0.273, SLG: 0.476	3-2 G5-3		0-2 G6-3			0-1 2B		2-2 G5-3		3 0 1 0 0 0 2												
Tike Redman, L (9, PH) OBP: 0.275, SLG: 0.338										1 0 0 0 0 0 0												
Chris Stynes, R (1, 5) OBP: 0.270, SLG: 0.297		0-2 G5-3		0-0 G4-6-3 1B		4-0 IBB		3-1 F7		2 0 1 0 1 0 0												
Randall Simon, L (9, PH) OBP: 0.278, SLG: 0.266										1 0 0 0 0 0 0												
J.J. Davis, R (1, 9) OBP: 0.225, SLG: 0.171		0-1 1B 2B		3-3 K		2-2 P6		2-2 FC6-4 1B		1 0 1 0 0 0 0												
Rob Mackowiak, L (2, PR) OBP: 0.327, SLG: 0.455										3 1 1 0 0 1 3												
Jose Castillo, R (1, 4) OBP: 0.298, SLG: 0.335		0-0 2B 1B		SAFE 1-1 G4-6-3				0-2 FC6-4		4 0 1 0 0 0 2												
Josh Fogg, R (1, 1) OBP: 0.111, SLG: 0.111		1-3 K			0-0 G1-3					2 0 0 0 0 1 2												
Bobby Hill, S (7, PH) OBP: 0.365, SLG: 0.353										1 0 0 0 0 0 0												
Michael Gonzalez, R (7, 1)										0 0 0 0 0 0 0												
Inning Stats	R: 0 E: 0 K: 0 S: 11	H: 1 LOB: 2 BB: 0 P: 20	R: 1 E: 1 K: 2 S: 15	H: 2 LOB: 3 BB: 1 P: 21	R: 0 E: 0 K: 1 S: 8	H: 0 LOB: 0 BB: 0 P: 8	R: 0 E: 0 K: 1 S: 6	H: 1 LOB: 0 BB: 0 P: 10	R: 0 E: 0 K: 0 S: 5	H: 0 LOB: 0 BB: 0 P: 6	R: 0 E: 0 K: 1 S: 11	H: 1 LOB: 2 BB: 1 P: 21	R: 0 E: 0 K: 0 S: 9	H: 0 LOB: 0 BB: 0 P: 14	R: 0 E: 0 K: 1 S: 6	H: 0 LOB: 0 BB: 0 P: 6	R: 0 E: 0 K: 0 S: 12	H: 1 LOB: 1 BB: 0 P: 19	1B: 4 2B: 2 3B: 0 HR: 0	SF: 0 SAC: 0 DP: 1 HBP: 1	WP: 0 PB: 0 SB: 0 CS: 0	PA: 35
PITCHER	IP WLS BF H R ER SO BB IBB HBP BLK WP HR S P ERA WHIP																					
Scott Downs, L (1, 1) ERA: 4.91	7.0 W 28 5 1 0 5 1 1 1 0 0 0 65 100 0.00 0.857																					
Luis Ayala, R (8, 1) ERA: 2.89	1.0 H 3 0 0 0 1 0 0 0 0 0 0 6 6 0.00 0.000																					
32 Chad Cordero, R (9, 1) ERA: 2.87	1.0 S 4 1 0 0 0 0 0 0 0 0 0 0 12 19 0.00 1.000																					

Pittsburgh Pirates @ Montreal Expos
Hiram Bithorn Stadium, San Juan, PR

Sun Jul 11 2004, 1:35 PM EDT
Att: 8,101 - Cloudy - 87 F

livebaseballscorecards.com

AB 32
R 1
H 6
RBI 0
BB 2
SO 6
LOB 13



Batter	1	2	3	4	5	6	7	8	9	AB	R	H	RBI	BB	SO	LOB
Brad Wilkerson, L (1, 7) OBP: 0.354, SLG: 0.464	2-1 G4-3			2-1 E9 HBP 24 G1-2-3	4-0 IBB		1-2 K			3	0	0	0	1	1	1
Andy Chavez, L (1, 8) OBP: 0.311, SLG: 0.375	1-1 G1-3			1-1 G1-2-3 HBP 1B	1-0 G3			0-1 P6		4	0	1	0	0	0	2
Tony Batista, R (1, 5) OBP: 0.259, SLG: 0.374	1-0 F9			3-2 G1-2-3 HBP		0-0 FC6-4 FC4-6 2B		2-3 K		3	1	1	0	0	1	0
24 Nick Johnson, L (1, 3) OBP: 0.353, SLG: 0.413			2-0 F7	0-1 G1-2-3		4-1 FC6-4 BB		2-2 1B		3	0	1	0	1	0	3
Orlando Cabrera, R (1, 6) OBP: 0.293, SLG: 0.319			0-2 G1-3	1-1 G5-3		2-2 FC6-4 FC4-6		3-2 G4-3		4	0	0	0	0	0	5
Terrel Sledge, L (1, 9) OBP: 0.325, SLG: 0.433			0-3 K		4-1 1B FC6-4 BB	0-1 FC4-6 CS				2	1	0	1	1	1	1
Brian Schneider, L (1, 2) OBP: 0.310, SLG: 0.440			1-2 G6-4-3 1B		0-0 FC6-4 1B	2-1 CS	1-1 FC1-6 1B			3	0	3	0	0	0	0
Jamey Carroll, R (1, 4) OBP: 0.336, SLG: 0.354			0-1 G6-4-3		0-0 FC6-4 SH2-4		0-0 FC1-6 WP G1-3			3	0	0	1	0	0	3
Scott Downs, L (1, 1) Juan Rivera, R (7, PH) Luis Ayala, R (8, 1) 32 Chad Cordero, R (9, 1)			2-2 G4-1		0-0 SH2-4		0-1 G1-3			1	0	0	0	0	0	0

Inning Stats	R: 0	H: 0	R: 0	H: 0	R: 0	H: 1	R: 1	H: 1	R: 1	H: 1	R: 0	H: 1	R: 0	H: 1	R: 0	H: 1
	E: 0	LOB: 0	E: 0	LOB: 0	E: 0	LOB: 0	E: 0	LOB: 2	E: 0	LOB: 2	E: 0	LOB: 0	E: 0	LOB: 1	E: 0	LOB: 1
	K: 0	BB: 0	K: 1	BB: 0	K: 0	BB: 0	K: 0	BB: 2	K: 0	BB: 2	K: 1	BB: 0	K: 1	BB: 0	K: 1	BB: 0
	S: 5	P: 9	S: 7	P: 9	S: 9	P: 12	S: 11	P: 17	S: 5	P: 14	S: 8	P: 16	S: 8	P: 10	S: 13	P: 20


PITCHER	IP	WLS	BF	H	R	ER	SO	BB	IBB	HBP	BLK	WP	HR	S	P	ERA	WHIP
Josh Fogg, R (1, 1) ERA: 5.97	6.0	L	24	4	2	2	1	2	1	1	0	0	0	45	77	3.00	1.000
Michael Gonzalez, L (7, 1) ERA: 0.57	2.0		8	2	0	0	2	0	0	0	0	1	0	21	30	0.00	1.000

BOTTOM

Pittsburgh Pirates @ Montreal Expos
Hiram Bithorn Stadium, San Juan, PR
 Sun Jul 11 2004, 1:35 PM EDT
 Att. 8,101 - Cloudy - 87 F

AB	R	H	RBI	BB	SO	LOB
27	2	6	2	3	3	16

livebaseballscorecards.com



WP	PA
1	33

Batter	1	2	3	4	5	6	7	8	9	AB R H RBI BB SO LOB	TOP			
Juan Pierre, L (1, 8) OBP: 0.361, SLG: 0.387	1-1 F8 BB 1B		2-3 K			2-2 SF8 3B		1-0 F7		4 1 2 0 0 1 0				
Luis Castillo, S (1, 4) OBP: 0.350, SLG: 0.357	4-2 SAFE 1-2 BB			0-1 P6		0-0 SF8		0-1 1B	0-1 1B	2 1 1 1 1 0 0				
Miguel Cabrera, R (1, 9) OBP: 0.367, SLG: 0.536	1-3 K			1-1 1B		3-H 1-0 G6-3			0-1 L5	4 0 1 0 0 1 3				
Mike Lowell, R (1, 5) OBP: 0.382, SLG: 0.567	1-2 F8 2-3			0-0 F9			1-2 F7		0-1 1B 1-3 1B	4 0 1 0 0 0 3				
Jeff Conine, R (1, 7) OBP: 0.324, SLG: 0.389		1-2 G6-4-3 1B		2-2 F7			0-0 P4		0-1 1B 1-2 1B	4 0 2 1 0 0 1				
Hee-Seop Choi, L (1, 3) OBP: 0.391, SLG: 0.508		3-3 K			0-0 F7		1-1 1B		0-1 F6	4 0 1 0 0 1 3				
Alex Gonzalez, R (1, 6) OBP: 0.271, SLG: 0.444		1-1 G6-4-3 1-2		1-1 P5			0-1 G4-3		0-0 P5	4 0 0 0 0 0 4				
Mike Redmond, R (1, 2) OBP: 0.325, SLG: 0.339			3-2 F9		3-2 G4-3			0-3 K		3 0 0 0 0 1 0				
Ben Howard, R (8, 1)										0 0 0 0 0 0 0				
A.J. Burnett, R (1, 1) OBP: 0.100, SLG: 0.100			1-2 L8			2-2 P5			1-2 P4	1 0 0 0 0 0 0				
Mike Mordecai, R (6, PH) OBP: 0.269, SLG: 0.265										1 0 0 0 0 0 0				
Josias Manzanillo, R (6, 1)										0 0 0 0 0 0 0				
14 Josh Willingham, R (8, PH) OBP: 0.364, SLG: 0.222										1 0 0 0 0 0 0				
Inning Stats	R: 0 H: 1 E: 0 LOB: 1 K: 1 BB: 1 S: 14 P: 21	R: 0 H: 1 E: 0 LOB: 0 K: 1 BB: 0 S: 8 P: 13	R: 0 H: 0 E: 0 LOB: 0 K: 1 BB: 0 S: 11 P: 17	R: 0 H: 1 E: 0 LOB: 1 K: 0 BB: 0 S: 8 P: 11	R: 0 H: 0 E: 0 LOB: 0 K: 0 BB: 0 S: 6 P: 10	R: 1 H: 1 E: 0 LOB: 0 K: 0 BB: 0 S: 8 P: 13	R: 0 H: 1 E: 0 LOB: 1 K: 0 BB: 0 S: 8 P: 10	R: 0 H: 0 E: 0 LOB: 0 K: 1 BB: 0 S: 9 P: 11	R: 1 H: 3 E: 0 LOB: 2 K: 0 BB: 0 S: 11 P: 11	1B: 7 SF: 1 2B: 0 SAC: 0 3B: 1 DP: 1 HR: 0 HBP: 0	WP: 0 PA: 34 PB: 0 SB: 0 CS: 0			
PITCHER	IP WLS BF H R ER SO BB IBB HBP BLK WP HR S P ERA WHIP												PITCHER	IP WLS BF H R ER SO BB IBB HBP BLK WP HR S P ERA WHIP
Kris Benson, R (1, 1) ERA: 4.26	8.1 W 32 8 2 2 4 1 0 0 0 0 0 0 80 114 2.16 1.080													
Jose Mesa, R (9, 1) ERA: 2.41	0.2 S 2 0 0 0 0 0 0 0 0 0 0 0 3 3 0.00 0.000													

Florida Marlins @ Pittsburgh Pirates
PNC Park, Pittsburgh, PA
Fri Jul 16 2004, 7:05 PM EDT
Att. 28,563 - Cloudy - 75 F

livebaseballscorecards.com

AB	32
R	2
H	8
RBI	2
BB	1
SO	4
LOB	14



Batter	1	2	3	4	5	6	7	8	9	AB	R	H	RBI	BB	SO	LOB
18 Jason Kendall, R OBP: 0.382, SLG: 0.363 (1, 2)	2-1 G6-3		2-2 G1-3	2-2 1B			1-2 G6-3			4	0	1	2	0	0	0
2 Jack Wilson, R OBP: 0.350, SLG: 0.496 (1, 6)	1-0 L8		1-0 P4	2-0 G5-3			1-2 L9			4	0	0	0	0	0	1
Rob Mackowiak, L OBP: 0.332, SLG: 0.470 (1, 5) (8, 9)	2-1 1B		1-3 K				2-1 HR			4	1	3	1	0	1	0
Craig Wilson, R OBP: 0.376, SLG: 0.531 Chris Stynes, R OBP: 0.270, SLG: 0.297 (1, 9) (8, 5)	3-3 K			2-0 1B	0-1 P3		1-3 K			4	1	1	0	0	2	2
Jason Bay, R OBP: 0.374, SLG: 0.658 (1, 7)		2-2 HR		0-2 1B	3-1 F7		1-2 G5-3			4	2	2	1	0	0	1
Tike Redman, L OBP: 0.275, SLG: 0.337 (1, 8)		1-0 L1		1-2 G3	3-3 K		0-0 1B			4	0	1	1	0	1	2
Randall Simon, L OBP: 0.284, SLG: 0.273 (1, 3)		2-2 1B		2-0 1B		2-1 G6-3		3-3 K		4	1	2	1	0	1	1
Jose Castillo, R OBP: 0.297, SLG: 0.339 (1, 4)		0-0 G1-3		0-0 1B		2-3 K		3-3 K		4	1	1	0	0	2	2
Kris Benson, R OBP: 0.229, SLG: 0.206 Jose Mesa, R (9, 1)		1-3 K		0-3 K		0-0 F9				3	0	0	0	0	2	3
										0	0	0	0	0	0	0


Inning Stats		R: 0	H: 1	R: 1	H: 2	R: 0	H: 0	R: 4	H: 5	R: 0	H: 1	R: 0	H: 0	R: 1	H: 1	R: 0	H: 1
		E: 0	LOB: 1	E: 0	LOB: 1	E: 0	LOB: 0	E: 0	LOB: 1	E: 0	LOB: 1	E: 0	LOB: 0	E: 0	LOB: 0	E: 0	LOB: 1
		K: 1	BB: 0	K: 1	BB: 0	K: 1	BB: 0	K: 1	BB: 0	K: 1	BB: 0	K: 1	BB: 0	K: 1	BB: 0	K: 2	BB: 0
		S: 8	P: 16	S: 11	P: 17	S: 8	P: 12	S: 17	P: 26	S: 11	P: 18	S: 6	P: 10	S: 16	P: 21	S: 12	P: 19
PITCHER	IP	WLS	BF	H	R	ER	SO	BB	IBB	HBP	BLK	WP	HR	S	P	ERA	WHIP
A.J. Burnett, R ERA: 4.86 (1, 1)	5.0	L	24	9	5	5	5	0	0	0	0	1	1	55	89	9.00	1.800
Josias Manzanillo, R ERA: 4.41 (6, 1)	2.0		7	1	1	1	2	0	0	0	0	0	1	22	31	4.50	0.500
Ben Howard, R ERA: 5.59 (8, 1)	1.0		4	1	0	0	2	0	0	0	0	0	0	12	19	0.00	1.000

BOTTOM

Florida Marlins @ Pittsburgh Pirates
PNC Park, Pittsburgh, PA
 Fri Jul 16 2004, 7:05 PM EDT
 Att: 28,563 - Cloudy - 75 F

AB	35
R	6
H	11
RBI	6
BB	0
SO	9
LOB	12

WP: 1 PA: 35
 PB: 0
 SB: 1
 CS: 0



1B	2B	3B	HR	SF	SAC	DP	HBP	WP	HR	S	P	ERA	WHIP
8	1	0	2	0	0	0	0	1	1	0	0	9.00	1.800
0	0	0	0	0	0	0	0	0	0	0	0	4.50	0.500
0	0	0	0	0	0	0	0	0	0	0	0	0.00	1.000

Batter	1	2	3	4	5	6	7	8	9	AB R H RBI BB SO LOB	TOP																
Juan Pierre, L (1, 8) OBP: 0.361, SLG: 0.387	0-3 K		3-2 FC1-6 1B		0-1 G4-3 S 1B		1-1 FC1-6 1B		1-1 G6-3	5 0 2 0 0 1 1	Florida Marlins @ Pittsburgh Pirates PNC Park, Pittsburgh, PA Sat Jul 17 2004, 7:05 PM EDT Att. 26,729 - Unknown - 64 F																
Luis Castillo, S (1, 4) OBP: 0.350, SLG: 0.355	1-1 E1		0-2 FC1-6 BB 1B		1-2 SAFE G4-3		1-1 1-2	4-0 BB	4 1 1 0 1 0 3																		
Mike Lowell, R (1, 5) OBP: 0.380, SLG: 0.560	2-1 F7		4-1 1B BB		1-0 G5-3		0-1 F7	1-1 P3	4 0 0 0 1 0 5																		
Miguel Cabrera, R (1, 9) OBP: 0.369, SLG: 0.535	1-3 K		1-2 1B		2-3 K		0-0 SH1-3 1B		4 0 2 2 0 2 2																		
Jeff Conine, R (1, 7) OBP: 0.321, SLG: 0.385		0-1 F8	1-0 F8		0-1 P3		0-0 SH1-3		3 0 0 0 0 0 2																		
Hee-Seop Choi, L (1, 3) OBP: 0.393, SLG: 0.510		2-3 K		0-0 2B	1-0 P4		4-0 IBB		3 0 1 0 1 1 0																		
Alex Gonzalez, R (1, 6) OBP: 0.268, SLG: 0.438		1-0 G5-3		0-3 K	0-3 K2-3		0-0 F6		4 0 0 0 0 2 3																		
Mike Redmond, R (1, 2) OBP: 0.318, SLG: 0.331			1-0 L3	0-0 F8		2-0 F9	2-3 K		4 0 0 0 0 1 3																		
Armando Benitez, R (8, 1)									0 0 0 0 0 0 0																		
Carl Pavano, R (1, 1) OBP: 0.171, SLG: 0.265			2-1 FC1-6 1B	2-2 G5-3		3-1 FC1-6 1B		1-3 K	3 1 2 0 0 0 1																		
20 Matt Treanor, R (8, 2) OBP: 0.313, SLG: 0.295									0 0 0 0 0 0 0																		
Damion Easley, R (9, PH) OBP: 0.350, SLG: 0.509									1 0 0 0 0 1 0																		
Inning Stats	R: 0 E: 1 K: 2 S: 10	H: 0 LOB: 1 BB: 0 P: 14	R: 0 E: 0 K: 1 S: 6	H: 0 LOB: 0 BB: 0 P: 9	R: 2 E: 0 K: 0 S: 15	H: 3 LOB: 2 BB: 1 P: 27	R: 0 E: 0 K: 1 S: 9	H: 1 LOB: 1 BB: 0 P: 11	R: 0 E: 0 K: 1 S: 12	H: 1 LOB: 1 BB: 0 P: 16	R: 0 E: 0 K: 1 S: 7	H: 0 LOB: 0 BB: 0 P: 8	R: 0 E: 0 K: 0 S: 10	H: 2 LOB: 2 BB: 0 P: 16	R: 0 E: 0 K: 1 S: 6	H: 1 LOB: 2 BB: 1 P: 12	R: 0 E: 0 K: 1 S: 8	H: 0 LOB: 1 BB: 1 P: 15	1B: 7 2B: 1 3B: 0 HR: 0	SF: 0 SAC: 1 DP: 0 HBP: 0	WP: 0 PB: 0 SB: 1 CS: 0	PA: 39					
PITCHER	IP WLS BF H R ER SO BB IBB HBP BLK WP HR S P ERA WHIP																										
Kip Wells, R (1, 1) ERA: 4.61	6.0		25	5	2	2	6	1	0	0	0	0	0	59	85	3.00	1.000										
Brian Meadows, R (7, 1) ERA: 3.07	1.0		5	2	0	0	0	0	0	0	0	0	0	10	16	0.00	2.000										
16 Salomon Torres, R (8, 1) ERA: 2.94	1.0	W	5	1	0	0	1	0	1	0	0	0	0	6	12	0.00	1.000										
Jose Mesa, R (9, 1) ERA: 2.35	1.0	S	4	0	0	0	1	1	0	0	0	0	0	8	15	0.00	1.000										

livebaseballscorecards.com

AB	35
R	2
H	8
RBI	2
BB	3
SO	8
LOB	20




Batter	1	2	3	4	5	6	7	8	9	AB R H RBI BB SO LOB
18 Jason Kendall, R OBP: 0.388, SLG: 0.371 (1, 2)	2-2 SH1-3 G6-3 2B	1-1 1-2 2-H 1B			2-1 G6-3 1B		0-1 F7	4-1 2B BB		4 1 3 0 1 0 0
2 Jack Wilson, R OBP: 0.352, SLG: 0.496 (1, 6)	0-0 SH1-3 2-3		2-1 1B		1-2 G6-3 1-2		0-0 G6-3	0-1 1-2 2-3 3-H 1B		4 0 2 1 0 0 1
Rob Mackowiak, L OBP: 0.330, SLG: 0.463 (1, 5) (9, 9)	2-2 G6-3 HBP		1-2 F7		1-3 K		2-2 G5-3	1-2 L3		4 0 0 0 0 1 5
Craig Wilson, R OBP: 0.375, SLG: 0.526 Chris Stynes, R OBP: 0.270, SLG: 0.297 (1, 9) (9, 5)	2-2 G6-3 1-2 3-H		2-3 K		2-1 BB 1B HBP		0-3 K			3 0 0 1 0 2 2 0 0 0 0 0 0 0
Jason Bay, R OBP: 0.377, SLG: 0.660 (1, 7)	1-1 P3		0-2 G5-3		1-2 FC5 BB 1B		2-1 E 2B			4 1 2 0 0 0 2
Tike Redman, L OBP: 0.274, SLG: 0.336 (1, 8)		1-0 G4-3		0-0 F7		2-3 K	3-2 E9 BB SF7 1B			4 1 1 1 0 1 2
Randall Simon, L OBP: 0.283, SLG: 0.267 (1, 3)		0-0 G5-3		3-2 G6-3		1-2 P2	4-0 SF7 2B 1B IBB			3 1 0 0 1 0 2
Bobby Hill, S OBP: 0.374, SLG: 0.355 Jose Castillo, R OBP: 0.297, SLG: 0.339 (1, 4) (9, 4)		2-1 1B 18 1B 1B		1-2 G3		4-1 BB	4-2 2B 1B SF7 BB			2 0 1 0 2 0 0 0 0 0 0 0 0 0
Kip Wells, R OBP: 0.212, SLG: 0.258 Abrahami Nunez, S OBP: 0.282, SLG: 0.366 Brian Meadows, R 16 Salomon Torres, R Tony Alvarez, R Jose Mesa, R (1, 1) (6, PH) (7, 1) (8, 1) (8, PH) (9, 1)		0-0 18 1B 1-2 1B		0-0 G6-3		1-0 FC5 2-3f	0-2 SF7			2 0 1 0 0 0 0 1 0 1 0 0 0 0 0 0 0 0 0 0 0

Inning Stats	R: 1 E: 0 K: 0 S: 11	H: 1 LOB: 1 BB: 0 P: 18	R: 0 E: 0 K: 0 S: 7	H: 3 LOB: 2 BB: 0 P: 11	R: 0 E: 0 K: 1 S: 11	H: 1 LOB: 1 BB: 0 P: 16	R: 0 E: 0 K: 0 S: 7	H: 0 LOB: 0 BB: 0 P: 11	R: 0 E: 0 K: 1 S: 9	H: 1 LOB: 1 BB: 0 P: 13	R: 0 E: 0 K: 0 S: 16	H: 0 LOB: 3 BB: 1 P: 27	R: 0 E: 0 K: 0 S: 6	H: 0 LOB: 0 BB: 0 P: 8	R: 3 E: 1 K: 1 S: 24	H: 3 LOB: 3 BB: 3 P: 42	1B: 8 2B: 2 3B: 0 HR: 0	SF: 1 SAC: 1 DP: 0 HBP: 2	WP: 0 PB: 0 SB: 0 CS: 0	PA: 39 ERA WHIP
PITCHER	IP	WLS	BF	H	R	ER	SO	BB	IBB	HBP	BLK	WP	HR	S	P	ERA	WHIP			
Carl Pavano, R ERA: 2.83 (1, 1)	7.1		32	8	2	2	4	1	0	2	0	0	0	72	111	2.46	1.227			
Armando Benitez, R ERA: 1.35 (8, 1)	0.2	L	7	2	2	2	0	2	1	0	0	0	0	19	35	27.00	6.000			

Florida Marlins @ Pittsburgh Pirates
PNC Park, Pittsburgh, PA
Sat Jul 17 2004, 7:05 PM EDT
Att: 26,729 - Unknown - 64 F

AB	31
R	4
H	10
RBI	4
BB	4
SO	4
LOB	17



Batter	1	2	3	4	5	6	7	8	9	AB R H RBI BB SO LOB	TOP																		
Juan Pierre, L (1, 8) OBP: 0.359, SLG: 0.384	1-1 F8		2-1 G6-3			1-2 F7		0-0 SH2-4		3 0 0 0 0 0 0																			
Luis Castillo, S (1, 4) OBP: 0.352, SLG: 0.355	2-3 K			1-1 1B		4-1 BB		2-2 G4-3		3 0 1 0 1 1 1																			
Damion Easley, R (1, 3) OBP: 0.346, SLG: 0.495	1-0 G5-3			0-2 F9		1-0 F7		4-0 BB		3 0 0 0 1 0 2																			
Mike Lowell, R (1, 5) OBP: 0.379, SLG: 0.566		0-0 G6-3		2-3 K		2-0 HR		1-1 F8		4 1 1 1 0 1 3																			
Jeff Conine, R (1, 7) OBP: 0.324, SLG: 0.386		1-0 F7		0-3 K		0-0 1B		2-1 FC5-4 1B		4 0 2 0 0 1 1																			
14 Josh Willingham, R (1, 2) OBP: 0.333, SLG: 0.462		3-2 HR			1-1 L7		2-3 K		0-2 FC5-4	4 1 1 1 0 1 2																			
Mike Mordecai, R (1, 6) OBP: 0.255, SLG: 0.250 Hee-Seop Choi, L (9, PH) OBP: 0.391, SLG: 0.508		3-1 F9			3-2 G4-3		1-3 K		0-0 F8	3 0 0 0 0 1 1 1 0 0 0 0 0 1	AB 32 R 2 H 6 RBI 2 BB 2 SO 8 LOB 13																		
Abraham Nunez, S (1, 9) OBP: 0.284, SLG: 0.276 Alex Gonzalez, R (9, PH) OBP: 0.267, SLG: 0.437			2-0 F7		2-2 P4		2-1 G5-3		1-3 K	3 0 0 0 0 0 1 1 0 0 0 0 1 1																			
Brad Penny, R (1, 1) OBP: 0.068, SLG: 0.068 Ben Howard, R (6, 1) Lenny Harris, L (8, PH) OBP: 0.217, SLG: 0.254 Billy Koch, R (8, 1) Matt Perisho, L (8, 1) Josias Manzanillo, R (8, 1)			2-3 K			0-3 K		0-0 SH2-4 2B		2 0 0 0 0 0 2 0 0 0 0 0 0 0 0 0 1 0 1 0																			
Inning Stats	R: 0 H: 0 E: 0 LOB: 0 K: 1 BB: 0 S: 6 P: 10	R: 1 H: 1 E: 0 LOB: 0 K: 0 BB: 0 S: 7 P: 14	R: 0 H: 0 E: 0 LOB: 0 K: 1 BB: 0 S: 10 P: 16	R: 0 H: 1 E: 0 LOB: 1 K: 2 BB: 0 S: 11 P: 14	R: 0 H: 0 E: 0 LOB: 0 K: 0 BB: 0 S: 8 P: 14	R: 0 H: 0 E: 0 LOB: 1 K: 1 BB: 1 S: 8 P: 14	R: 1 H: 2 E: 0 LOB: 1 K: 2 BB: 0 S: 10 P: 17	R: 0 H: 1 E: 0 LOB: 2 K: 0 BB: 1 S: 7 P: 14	R: 0 H: 1 E: 0 LOB: 1 K: 1 BB: 0 S: 9 P: 12	1B: 3 SF: 0 2B: 1 SAC: 1 3B: 0 DP: 0 HR: 2 HBP: 0	WP: 0 PA: 35 PB: 0 SB: 0 CS: 0																		
PITCHER	IP WLS BF H R ER SO BB IBB HBP BLK WP HR S P ERA WHIP												PITCHER	IP WLS BF H R ER SO BB IBB HBP BLK WP HR S P ERA WHIP															
Oliver Pérez, L (1, 1) ERA: 3.14	6.0	21	2	1	1	5	1	0	0	0	0	0	1	50	82	1.50	0.500												
16 Salomon Torres, R (7, 1) ERA: 3.0	2.0	W	10	3	1	1	2	1	0	0	0	0	1	17	31	4.50	2.000												
Jose Mesa, R (9, 1) ERA: 2.29	1.0	S	4	1	0	0	1	0	0	0	0	0	0	9	12	0.00	1.000												

Florida Marlins @ Pittsburgh Pirates
PNC Park, Pittsburgh, PA
Sun Jul 18 2004, 1:35 PM EDT
Att. 18,048 - Cloudy - 75 F

livebaseballscorecards.com

Batter	1	2	3	4	5	6	7	8	9
18 Jason Kendall, R OBP: 0.389, SLG: 0.373 (1, 2)	2-2 F9		2-1 G4-6-3			4-1 G3 2 1B SF8 BB		2-2 2 1B 2B	
2 Jack Wilson, R OBP: 0.353, SLG: 0.496 (1, 6)	1-1 P4			1-1 F7		0-0 G3 1B		1-1 3B 1B	
Rob Mackowiak, L OBP: 0.329, SLG: 0.464 (1, 9)	2-2 F8			0-1 2B		0-0 G3		0-0 P3	
Craig Wilson, R OBP: 0.379, SLG: 0.540 (1, 3)		1-1 G6-4-3 1B		0-0 F8 2B		1-1 SF8		2-2 3B	
Jason Bay, R OBP: 0.369, SLG: 0.644 (1, 7)		0-1 G6-4-3 1B		2-2 F8 2B		0-3 K		0-0 P4	
Tike Redman, L OBP: 0.275, SLG: 0.336 (1, 8)		1-0 1B		1-2 L3			0-0 B5-3		
Chris Stynes, R OBP: 0.272, SLG: 0.298 (1, 5)		1-2 K			0-1 G3-6-3 1B		0-0 F7		
Abraham Nunez, S OBP: 0.275, SLG: 0.357 (1, 4)			0-0 F7		3-2 G3-6-3		0-1 F7		
Oliver Pérez, L OBP: 0.219, SLG: 0.194 16 Salomon Torres, R Bobby Hill, S Jose Mesa, R			0-0 G4-6-3 1B		1-2 P6			0-0 HR	

Inning Stats	R: 0	H: 0	E: 0	K: 0	S: 9	R: 0	H: 2	E: 0	K: 1	S: 8	R: 0	H: 1	E: 0	K: 0	S: 4	R: 1	H: 2	E: 0	K: 0	S: 11	R: 0	H: 1	E: 0	K: 0	S: 11	R: 1	H: 1	E: 0	K: 1	S: 8	R: 0	H: 0	E: 0	K: 0	S: 4	R: 2	H: 4	E: 0	K: 0	S: 11	1B: 6	2B: 3	3B: 1	HR: 1	SF: 1	SAC: 0	DP: 3	HBP: 0	WP: 0	PB: 0	SB: 2	CS: 0	PA: 32
--------------	------	------	------	------	------	------	------	------	------	------	------	------	------	------	------	------	------	------	------	-------	------	------	------	------	-------	------	------	------	------	------	------	------	------	------	------	------	------	------	------	-------	-------	-------	-------	-------	-------	--------	-------	--------	-------	-------	-------	-------	--------


PITCHER	IP	WLS	BF	H	R	ER	SO	BB	IBB	HBP	BLK	WP	HR	S	P	ERA	WHIP
Brad Penny, R ERA: 3.14 (1, 1)	5.0		18	6	1	1	1	0	0	0	0	0	0	43	61	1.80	1.200
Ben Howard, R ERA: 5.48 (6, 1)	2.0		8	1	1	1	1	1	0	0	0	0	0	12	17	4.50	1.000
Billy Koch, R ERA: 5.35 (8, 1)	0.0	L	3	3	2	2	0	0	0	0	0	0	1	6	9	∞	∞
Matt Perisho, L ERA: 3.95 (8, 1)	0.1		1	0	0	0	0	0	0	0	0	0	0	1	1	0.00	0.000
Josias Manzanillo, R ERA: 4.24 (8, 1)	0.2		2	1	0	0	0	0	0	0	0	0	0	4	6	0.00	1.500

BOTTOM

Florida Marlins @ Pittsburgh Pirates
PNC Park, Pittsburgh, PA
 Sun Jul 18 2004, 1:35 PM EDT
 Att: 18,048 - Cloudy - 75 F

livebaseballscorecards.com

AB	30
R	4
H	11
RBI	4
BB	1
SO	2
LOB	11



Batter	1	2	3	4	5	6	7	8	9	AB R H RBI BB SO LOB	TOP																
Endy Chavez, L (1, 8) OBP: 0.316, SLG: 0.370	1-2 G6-3		2-2 F8		0-0 G4-3		0-0 G1-2-3 1B	0-2 F7		5 1 1 0 0 0 0																	
Brad Wilkerson, L (1, 7) (7, 3)	2-0 G3-1 2B		1-1 E 2B		4-2 G4-3 BB		4-1 G1-2-3 1B	1-3 K		3 2 2 0 2 1 0																	
Jose Vidro, S (1, 4) OBP: 0.364, SLG: 0.459	2-2 G3-1		1-0 E1 G5-4-3 1B		3-1 G4-3		0-0 G1-2-3		2-2 L7	5 0 1 0 0 0 5																	
Tony Batista, R (1, 5) OBP: 0.257, SLG: 0.376	0-2 P5		2-1 G5-4-3		1-1 G4-3		4-0 1B 1B 1B IBB		3-3 K	4 1 0 0 1 1 3																	
Termel Sledge, L (1, 9) (6, 3) (7, 7)		4-1 G5-3 1B BB		2-2 G4-3		2-2 E3 1B 24 FC1-2-5	3-2 1B 1B		3-3 K	4 2 1 2 1 1 0																	
Orlando Cabrera, R (1, 6) OBP: 0.288, SLG: 0.312		1-1 G5-3		2-3 K		1-0 24 FC1-2-5 1B	2-2 WP 1B 1B			4 0 2 0 0 1 1																	
24 Nick Johnson, L (1, 3) OBP: 0.348, SLG: 0.404 Joe Horgan, L (6, 1) OBP: 0.600, SLG: 0.500 Jamey Carroll, R (7, PH) OBP: 0.354, SLG: 0.368 Ronald Galloway, L (7, PH) OBP: 0.109, SLG: 0.091 Luis Ayala, R (7, 1) OBP: 0.500, SLG: 0.750 32 Chad Cordero, R (9, 1)		3-1 F8		3-1 2B		2-2 FC1-2-5 G6-4-3 1B	3-1 WP 1B			3 0 1 0 0 0 3																	
Brian Schneider, L (1, 2) OBP: 0.303, SLG: 0.420		2-0 2-H 1B		4-0 IBB		2-0 G6-4-3	2-1 G3			3 0 1 1 1 0 4																	
Rocky Biddle, R (1, 1) 52 T.J. Tucker, R (6, 1) OBP: 0.167, SLG: 0.167 Juan Rivera, R (6, 9) OBP: 0.303, SLG: 0.401		0-3 K		1-2 G1-3		2-0 G6-4-3	0-2 G1-2-3 2B	1-1 G6-3		2 0 0 0 0 1 3																	
Inning Stats	R: 0 E: 0 K: 0 S: 11	H: 1 LOB: 1 BB: 0 P: 16	R: 1 E: 0 K: 1 S: 9	H: 1 LOB: 1 BB: 1 P: 19	R: 1 E: 1 K: 0 S: 8	H: 2 LOB: 0 BB: 0 P: 14	R: 0 E: 0 K: 1 S: 12	H: 1 LOB: 2 BB: 1 P: 24	R: 0 E: 0 K: 0 S: 12	H: 0 LOB: 1 BB: 1 P: 20	R: 0 E: 1 K: 0 S: 9	H: 1 LOB: 1 BB: 0 P: 16	R: 4 E: 0 K: 0 S: 18	H: 5 LOB: 2 BB: 2 P: 36	R: 0 E: 0 K: 1 S: 8	H: 0 LOB: 0 BB: 0 P: 10	R: 0 E: 0 K: 2 S: 13	H: 0 LOB: 0 BB: 0 P: 21	1B: 7 2B: 4 3B: 0 HR: 0	SF: 0 SAC: 0 DP: 3 HBP: 0	WP: 1 PB: 0 SB: 0 CS: 0	PA: 41					
PITCHER	IP WLS BF H R ER SO BB IBB HBP BLK WP HR S P ERA WHIP																										
Josh Fogg, R (1, 1) ERA: 5.74	5.0		24	6	2	1	2	2	1	0	0	0	0	56	100	1.80	1.600										
34 John Grabow, L (6, 1) ERA: 4.93	1.2	L	9	4	4	4	0	1	1	0	0	0	0	19	36	21.60	3.000										
Willis Roberts, R (7, 1) ERA:	0.1		2	1	0	0	0	0	0	0	0	1	0	4	9	0.00	3.000										
Michael Gonzalez, L (8, 1) ERA: 0.54	1.0		3	0	0	0	1	0	0	0	0	0	0	8	10	0.00	0.000										
Ryan Vogelsong, R (9, 1) ERA: 6.84	1.0		3	0	0	0	2	0	0	0	0	0	0	13	21	0.00	0.000										

Montreal Expos @ Pittsburgh Pirates
PNC Park, Pittsburgh, PA
Mon Jul 19 2004, 7:05 PM EDT
Att. 14,787 - Cloudy - 73 F

livebaseballscorecards.com

AB	36
R	6
H	11
RBI	5
BB	5
SO	5
LOB	19



Batter	1	2	3	4	5	6	7	8	9	AB R H RBI BB SO LOB
18 Jason Kendall, R OBP: 0.390, SLG: 0.375	2-1 F8		2-2 FC4-6 1B		0-1 G5-3			1-1 1B		4 0 2 0 0 0 0
2 Jack Wilson, R OBP: 0.355, SLG: 0.495	1-1 G4-3 HR 1B		4-0 FC4-6 1-2 BB		1-3 K			1-2 F8		3 1 1 0 1 1 1
Rob Mackowiak, L OBP: 0.328, SLG: 0.461	2-2 G4-3		1-2 FC4-6 BB		0-0 G4-3			2-0 G6-4-3 1B		4 0 1 0 0 0 3
Craig Wilson, R OBP: 0.383, SLG: 0.550	0-1 2-H HR		4-1 1-2 BB		0-1 1B			2-0 G6-4-3 1-2f		3 1 2 2 1 0 2
Jason Bay, R OBP: 0.361, SLG: 0.628	3-3 K		0-3 K		0-1 F9			3-2 F8		4 0 0 0 0 2 4
Tike Redman, L OBP: 0.278, SLG: 0.333		1-2 G4-3 CS HBP		0-0 G6-3		0-0 L6		4-0 FC6 BB		2 0 0 0 1 0 1
Randall Simon, L OBP: 0.276, SLG: 0.259		3-2 G4-3		1-1 G6-3		0-1 G1-3		0-1 FC6 1-2f		4 0 0 0 0 0 2
Jose Castillo, R OBP: 0.293, SLG: 0.333		2-3 K		1-2 F9		3-3 K		2-3 K		3 0 0 0 0 2 1
Bobby Hill, S OBP: 0.375, SLG: 0.377		3-H								1 0 0 0 0 1 1
Josh Fogg, R OBP: 0.182, SLG: 0.103			1-2 G6-3		2-3 K		0-3 K			2 0 0 0 0 1 0
34 John Grabow, L										0 0 0 0 0 0 0
Willis Roberts, R										0 0 0 0 0 0 0
J.R. House, R										1 0 0 0 0 1 0
Michael Gonzalez, R										0 0 0 0 0 0 0
Ryan Vogelsong, R OBP: 0.278, SLG: 0.313										0 0 0 0 0 0 0

Inning Stats	R: 2	H: 2	E: 0	K: 1	S: 14	H: 2	LOB: 0	BB: 0	P: 22	R: 0	H: 0	E: 0	K: 1	S: 10	H: 0	LOB: 0	BB: 0	P: 16	R: 0	H: 1	E: 0	K: 1	S: 14	H: 0	LOB: 3	BB: 2	P: 26	R: 0	H: 0	E: 0	K: 0	S: 7	R: 0	H: 0	E: 0	K: 2	S: 8	H: 1	LOB: 1	BB: 0	P: 6	R: 0	H: 0	E: 0	K: 2	S: 8	H: 0	LOB: 0	BB: 0	P: 11	R: 0	H: 2	E: 0	K: 0	S: 9	H: 2	LOB: 1	BB: 0	P: 15	R: 0	H: 0	E: 0	K: 1	S: 10	H: 0	LOB: 1	BB: 1	P: 19	1B: 5	SF: 0	2B: 0	SAC: 0	3B: 0	DP: 1	HR: 1	HBP: 1	WP: 0	PA: 35
--------------	------	------	------	------	-------	------	--------	-------	-------	------	------	------	------	-------	------	--------	-------	-------	------	------	------	------	-------	------	--------	-------	-------	------	------	------	------	------	------	------	------	------	------	------	--------	-------	------	------	------	------	------	------	------	--------	-------	-------	------	------	------	------	------	------	--------	-------	-------	------	------	------	------	-------	------	--------	-------	-------	-------	-------	-------	--------	-------	-------	-------	--------	-------	--------

PITCHER	IP	WLS	BF	H	R	ER	SO	BB	IBB	HBP	BLK	WP	HR	S	P	ERA	WHIP
Rocky Biddle, R ERA: 6.7	(1, 1)	5.0	20	3	2	2	5	2	0	0	0	0	1	53	84	3.60	1.000
52 T.J. Tucker, R ERA: 3.58	(6, 1)	0.2	3	1	0	0	0	0	0	0	0	0	0	5	5	0.00	1.500
Joe Horgan, L ERA: 5.27	(6, 1)	0.1	W 1	0	0	0	0	0	0	0	0	0	0	1	1	0.00	0.000
Luis Ayala, R ERA: 2.72	(7, 1)	2.0	7	2	0	0	2	0	0	0	0	0	0	17	26	0.00	1.000
32 Chad Cordero, R ERA: 2.94	(9, 1)	1.0	4	0	0	0	1	1	0	0	0	0	0	10	19	0.00	1.000

BOTTOM

Montreal Expos @ Pittsburgh Pirates
PNC Park, Pittsburgh, PA
Mon Jul 19 2004, 7:05 PM EDT
Att: 14,787 - Cloudy - 73 F

AB	31
R	2
H	6
RBI	2
BB	3
SO	8
LOB	15



PITCHER	IP	WLS	BF	H	R	ER	SO	BB	IBB	HBP	BLK	WP	HR	S	P	ERA	WHIP
---------	----	-----	----	---	---	----	----	----	-----	-----	-----	----	----	---	---	-----	------

Batter	1	2	3	4	5	6	7	8	9	AB R H RBI BB SO LOB	TOP									
Orlando Cabrera, R (1, 6) OBP: 0.284, SLG: 0.308	1-2 G1-3		1-2 G2-3		1-1 G6-3		0-0 F8		0-1 G6-3	5 0 0 0 0 0 3										
Andy Chavez, L (1, 8) OBP: 0.322, SLG: 0.376	2-2 1B		1-0 1B		2-2 1B			0-2 G1-3		4 0 3 0 0 0 0										
Tony Batista, R (1, 5) OBP: 0.260, SLG: 0.375	4-0 1B		0-1 CS	0-1 1B	2-1 G4-3			2-2 G5-3		3 0 1 0 1 0 1										
Juan Rivera, R (1, 9) OBP: 0.302, SLG: 0.403	2-1 G6-4-3			2-0 G5-4-3		1-1 G1-3		1-0 2B		4 0 1 0 0 0 3										
Brad Wilkerson, L (1, 7) OBP: 0.351, SLG: 0.450		0-1 F7		4-0 1B		1-1 F8		2-3 K		3 1 0 0 1 1 1										
24 Nick Johnson, L (1, 3) OBP: 0.351, SLG: 0.402		4-2 1B		1-2 1B		2-3 K		3-1 F7		3 0 1 0 1 1 0										
Brian Schneider, L (1, 2) OBP: 0.310, SLG: 0.426		1-2 1B		0-0 1B			0-2 G3		3-2 1B	4 0 3 1 0 0 0										
Henry Mateo, S (9, PR) OBP: 0.400, SLG: 0.400		1-2 1B		1-2 1B						0 0 0 0 0 0 0	AB 33									
Jamey Carroll, R (1, 4) OBP: 0.345, SLG: 0.356		1-0 L5-4		0-0 FC6-4			1-2 G1-3		0-0 F8	3 0 0 0 0 0 4	R 1									
Termel Sledge, L (9, PH) OBP: 0.332, SLG: 0.434		2-2 L5-4		1-2f FC6-4						1 0 0 0 0 0 1	H 10									
Livan Hernandez, R (1, 1) OBP: 0.190, SLG: 0.262			2-2 G1-3		3-1 G1-3				4-2 BB	3 0 1 0 0 0 0	RBI 1									
Ronald Calloway, L (9, PH) OBP: 0.128, SLG: 0.091									1-2 BB	0 0 0 0 1 0 0	BB 4									
Inning Stats	R: 0 E: 0 K: 0 S: 8	H: 1 LOB: 1 BB: 1 P: 17	R: 0 E: 0 K: 0 S: 12	H: 1 LOB: 1 BB: 1 P: 18	R: 0 E: 0 K: 0 S: 8	H: 1 LOB: 0 BB: 0 P: 12	R: 1 E: 0 K: 0 S: 8	H: 3 LOB: 2 BB: 1 P: 15	R: 0 E: 0 K: 1 S: 7	H: 0 LOB: 0 BB: 0 P: 11	R: 0 E: 0 K: 0 S: 9	H: 1 LOB: 1 BB: 0 P: 10	R: 0 E: 0 K: 1 S: 12	H: 1 LOB: 1 BB: 0 P: 17	R: 0 E: 0 K: 0 S: 10	H: 1 LOB: 2 BB: 1 P: 20	1B: 9 2B: 2 3B: 0 HR: 0	SF: 0 SAC: 0 DP: 3 HBP: 0	WP: 0 PB: 0 SB: 1 CS: 1	PA: 38
PITCHER	IP WLS BF H R ER SO BB IBB HBP BLK WP HR S P ERA WHIP																			
18 Sean Burnett, L (1, 1) ERA: 2.18	7.0 W 28 8 1 1 1 3 0 0 0 0 0 0 61 100 1.29 1.571																			
Brian Meadows, R (8, 1) ERA: 3.02	0.2 H 3 1 0 0 0 0 0 0 0 0 0 0 8 11 0.00 1.500																			
Michael Gonzalez, L (8, 1) ERA: 0.53	0.1 H 1 0 0 0 1 0 0 0 0 0 0 0 4 6 0.00 0.000																			
Jose Mesa, R (9, 1) ERA: 2.23	1.0 S 5 1 0 0 0 1 0 0 0 0 0 0 10 20 0.00 2.000																			

Montreal Expos @ Pittsburgh Pirates
 PNC Park, Pittsburgh, PA
 Tue Jul 20 2004, 7:05 PM EDT
 Att. 18,075 - Cloudy - 79 F

livebaseballscorecards.com

AB 33
R 1
H 10
RBI 1
BB 4
SO 2
LOB 13



Batter	1	2	3	4	5	6	7	8	9	AB	R	H	RBI	BB	SO	LOB
18 Jason Kendall, R OBP: 0.390, SLG: 0.375 (1, 2)	1-1 G6-3 HR 1B		2-1 G1-3			0-1 G5-3				3	1	1	0	0	0	0
2 Jack Wilson, R OBP: 0.352, SLG: 0.491 (1, 6)	0-0 G6-3 1-2		1-0 G5-3			0-1 G5-3				3	0	0	0	0	0	1
Rob Mackowiak, L OBP: 0.328, SLG: 0.470 (1, 5) (9, 9)	2-2 HR				1-3 K				0-0 L6	3	1	1	2	0	1	0
Craig Wilson, R OBP: 0.380, SLG: 0.545 (1, 3)	1-1 F9				3-3 K			2-2 G1-3		3	0	0	0	0	1	0
Jason Bay, R OBP: 0.355, SLG: 0.617 (1, 7)	0-3 K				1-3 K			3-3 K		3	0	0	0	0	3	0
Tike Redman, L OBP: 0.281, SLG: 0.337 (1, 8)		1-0 G6-4-3 1B			1-0 G1-6-3 1B			1-1 F8		3	0	2	0	0	0	0
Bobby Hill, S OBP: 0.371, SLG: 0.372 Jose Castillo, R OBP: 0.291, SLG: 0.332 (1, 4) (8, 4)	0-0 F7	1 SAFE X			1-0 G1-6-3 1-2f			2-3 K		2	0	0	0	0	0	2
Tony Alvarez, R OBP: 0.231, SLG: 0.417 Jose Mesa, R (1, 9) (9, 1)	2-0 G6-4-3 1-2f	1 SAFE 1 SAFE X			0-3 K2-3			0-0 G1-3		3	0	0	0	0	1	1
18 Sean Burnett, L Brian Meadows, R Michael Gonzalez, R Chris Stynes, R OBP: 0.272, SLG: 0.298 (1, 1) (8, 1) (8, 1) (9, 5)			1-3 K			3-2 G4-3				2	0	0	0	0	1	0
										0	0	0	0	0	0	0
										0	0	0	0	0	0	0
										0	0	0	0	0	0	0
Inning Stats	R: 2 H: 2 E: 0 LOB: 0 K: 1 BB: 0 S: 13 P: 17	R: 0 H: 1 E: 0 LOB: 0 K: 0 BB: 0 S: 3 P: 6	R: 0 H: 0 E: 0 LOB: 0 K: 1 BB: 0 S: 6 P: 10	R: 0 H: 0 E: 0 LOB: 0 K: 3 BB: 0 S: 11 P: 16	R: 0 H: 1 E: 0 LOB: 0 K: 1 BB: 0 S: 5 P: 7	R: 0 H: 0 E: 0 LOB: 0 K: 0 BB: 0 S: 7 P: 10	R: 0 H: 0 E: 0 LOB: 0 K: 1 BB: 0 S: 10 P: 15	R: 0 H: 0 E: 0 LOB: 0 K: 1 BB: 0 S: 6 P: 9		1B: 3 SF: 0 2B: 0 SAC: 0 3B: 0 DP: 2 HR: 1 HBP: 0	WP: 0 PA: 26 PB: 0 SB: 0 CS: 0					
PITCHER Livan Hernandez, R ERA: 3.83 (1, 1)	IP WLS BF H R ER SO BB IBB HBP BLK WP HR S P ERA WHIP 8.0 L 26 4 2 2 8 0 0 0 0 0 1 61 90 2.25 0.500															


BOTTOM

Montreal Expos @ Pittsburgh Pirates
PNC Park, Pittsburgh, PA
Tue Jul 20 2004, 7:05 PM EDT
Att: 18,075 - Cloudy - 79 F

livebaseballscorecards.com

AB	26
R	2
H	4
RBI	2
BB	0
SO	8
LOB	4



Batter	1	2	3	4	5	6	7	8	9	AB R H RBI BB SO LOB	TOP									
18 Jason Kendall, R OBP: 0.390, SLG: 0.376 (1, 2)	1-1 2B	4-1 2B BB			1-2 F9		0-1 G4-3		2-3 K	4 1 1 0 1 1 0										
2 Jack Wilson, R OBP: 0.349, SLG: 0.485 (1, 6)	1-1 G1-3	1-2 G4-6-3			1-2 F8		1-0 G6-3			4 0 0 0 0 0 3										
Rob Mackowiak, L OBP: 0.330, SLG: 0.473 (1, 5) (9, 9)	0-1 E 2B				2-0 G4-3		0-1 F9			4 1 2 1 0 0 0										
Craig Wilson, R OBP: 0.376, SLG: 0.538 (1, 9) (9, 3)	0-2 E1 1B				0-2 F9		0-0 L7		3-2 G5-3	4 0 0 0 0 0 2										
Jason Bay, R OBP: 0.363, SLG: 0.618 (1, 7)	1-3 K				2-0 1B		4-2 HR BB		1-1 CS 1B	3 1 2 0 1 1 2										
Tike Redman, L OBP: 0.284, SLG: 0.349 (1, 8)	0-0 1B				0-3 K		1 SAFE 0-0 HR		3-1 G6-3	4 1 2 3 0 1 2										
Randall Simon, L OBP: 0.269, SLG: 0.252 Chris Stynes, R OBP: 0.272, SLG: 0.298 (1, 3) (9, 5)	1-2 FC5				2-2 F7		1-0 P3		1-1 F9	4 0 0 0 0 0 2 0 0 0 0 0 0 0	AB 35 R 4 H 8 RBI 4 BB 2 SO 5 LOB 12									
Jose Castillo, R OBP: 0.290, SLG: 0.330 (1, 4)					2-2 G4-3		1-2 1B		0-0 F8	4 0 1 0 0 0 0										
Kris Benson, R OBP: 0.211, SLG: 0.189 Bobby Hill, S OBP: 0.369, SLG: 0.369 Jose Mesa, R (9, 1)					1-0 G5-3		0-3 K		0-3 K	3 0 0 0 0 1 1 1 0 0 0 0 1 0 0 0 0 0 0 0 0										
Inning Stats	R: 2 E: 1 K: 1 S: 17	H: 3 LOB: 2 BB: 0 P: 21	R: 0 E: 1 K: 0 S: 7	H: 0 LOB: 1 BB: 1 P: 12	R: 0 E: 0 K: 1 S: 8	H: 1 LOB: 1 BB: 0 P: 12	R: 0 E: 0 K: 0 S: 7	H: 0 LOB: 0 BB: 0 P: 12	R: 0 E: 0 K: 1 S: 14	H: 2 LOB: 1 BB: 1 P: 20	R: 0 E: 0 K: 0 S: 8	H: 1 LOB: 1 BB: 0 P: 12	R: 0 E: 0 K: 0 S: 6	H: 1 LOB: 0 BB: 0 P: 11	R: 0 E: 0 K: 2 S: 7	H: 0 LOB: 0 BB: 0 P: 9	1B: 5 2B: 2 3B: 0 HR: 1	SF: 0 SAC: 0 DP: 1 HBP: 0	WP: 0 PB: 0 SB: 0 CS: 1	PA: 37
PITCHER	IP WLS BF H R ER SO BB IBB HBP BLK WP HR S P ERA WHIP																			
Paul Byrd, R ERA: 3.41 (1, 1)	6.0 L 27 6 4 3 3 2 0 0 0 0 0 1 65 92 4.50 1.333																			
Juan Cruz, R ERA: 3.07 (7, 1)	2.0 7 2 0 0 0 0 0 0 0 0 0 0 14 23 0.00 1.000																			
Antonio Alfonseca, R ERA: 3.38 (9, 1)	1.0 3 0 0 0 0 2 0 0 0 0 0 0 7 9 0.00 0.000																			

Pittsburgh Pirates @ Atlanta Braves
Turner Field, Atlanta, GA
Wed Jul 21 2004, 7:05 PM EDT
Att. 30,131 - Cloudy - 86 F

livebaseballscorecards.com

Batter	1	2	3	4	5	6	7	8	9	AB	R	H	RBI	BB	SO	LOB
Rafael Furcal, S OBP: 0.354, SLG: 0.443 (1, 6)	0-1 FC3-6 1B		0-0 F8			1-2 P6		0-1 1B		4	1	2	1	0	0	1
Marcus Giles, R OBP: 0.377, SLG: 0.490 (1, 4)	2-2 FC3-6 1B		2-2 G5-3			1-0 F9		3-1 G4-3		4	0	1	0	0	0	3
J.D. Drew, L OBP: 0.429, SLG: 0.623 (1, 9)	0-2 FC3-6 10 G1-6-3				0-0 G4-3		1-2 F9		2-0 HR	4	1	1	2	0	0	1
10 Chipper Jones, S OBP: 0.331, SLG: 0.431 (1, 5)	3-2 G1-6-3				3-3 K		1-3 K		3-1 G4-3	4	0	0	0	0	2	1
Johnny Estrada, S OBP: 0.372, SLG: 0.463 (1, 2)			1-1 F7		1-1 P5		3-2 F9		0-0 G4-1	4	0	0	0	0	0	0
Adam LaRoche, L OBP: 0.308, SLG: 0.399 (1, 3)			1-3 K			2-1 P5		1-1 P3	2-1 G4-3	4	0	0	0	0	1	0
Andruw Jones, R OBP: 0.350, SLG: 0.494 (1, 8)			1-3 K			1-1 G5-3		0-1 FC6-4 1B		3	0	1	0	0	1	0
Charles Thomas, L OBP: 0.420, SLG: 0.651 (1, 7)			1-1 HBP			1-1 G1-3		1-2 FC6-4 1B		2	1	0	0	0	0	1
Paul Byrd, R OBP: 0.273, SLG: 0.200 (6, PH) Mark DeRosa, R OBP: 0.291, SLG: 0.321 (7, 1) Julio Franco, R OBP: 0.354, SLG: 0.424 (8, PH) Nick Green, R OBP: 0.333, SLG: 0.400 (8, PR) Antonio Alfonseca, R (9, 1)			0-0 B3			0-0 G3-1		2-2 1B	1-2 1B	1	0	0	0	0	0	1

Inning Stats	R: 1	H: 2	E: 0	LOB: 0	K: 0	S: 11	R: 0	H: 0	E: 0	LOB: 0	K: 2	S: 8	R: 0	H: 0	E: 0	LOB: 1	K: 0	S: 6	R: 0	H: 0	E: 0	LOB: 0	K: 1	S: 10	R: 0	H: 0	E: 0	LOB: 0	K: 0	S: 6	R: 0	H: 0	E: 0	LOB: 0	K: 1	S: 5	R: 0	H: 0	E: 0	LOB: 0	K: 1	S: 10	R: 1	H: 3	E: 0	LOB: 2	K: 0	S: 15	R: 1	H: 1	E: 0	LOB: 0	K: 0	S: 6	1B: 5	SF: 0	2B: 0	SAC: 0	3B: 0	DP: 1	HR: 1	HBP: 1	WP: 0	PA: 33
--------------	------	------	------	--------	------	-------	------	------	------	--------	------	------	------	------	------	--------	------	------	------	------	------	--------	------	-------	------	------	------	--------	------	------	------	------	------	--------	------	------	------	------	------	--------	------	-------	------	------	------	--------	------	-------	------	------	------	--------	------	------	-------	-------	-------	--------	-------	-------	-------	--------	-------	--------

PITCHER	IP	WLS	BF	H	R	ER	SO	BB	IBB	HBP	BLK	WP	HR	S	P	ERA	WHIP
Kris Benson, R ERA: 4.13 (1, 1)	8.0	W	29	5	2	2	4	0	0	1	0	0	0	71	104	2.25	0.625
Jose Mesa, R ERA: 2.4 (9, 1)	1.0	S	4	1	1	1	0	0	0	0	0	0	1	6	13	9.00	1.000

BOTTOM

Pittsburgh Pirates @ Atlanta Braves
Turner Field, Atlanta, GA
Wed Jul 21 2004, 7:05 PM EDT
Att: 30,131 - Cloudy - 86 F

livebaseballscorecards.com

AB	32
R	3
H	6
RBI	3
BB	0
SO	4
LOB	8



BOTTOM

Pittsburgh Pirates @ Atlanta Braves
Turner Field, Atlanta, GA
Thu Jul 22 2004, 1:05 PM EDT
Att. 32,963 - Cloudy - 87 F

livebaseballscorecards.com

AB 32
R 2
H 6
RBI 2
BB 2
SO 6
LOB 12



WP: 0 PA: 38
PB: 0
SB: 0
CS: 0

AB R H RBI BB SO LOB

4 0 1 1 0 0 2
3 0 0 0 0 0 0
1 0 0 1 0 0 2

4 0 1 0 0 1 0

3 0 0 0 1 0 1

4 0 2 0 0 1 0

4 0 1 0 0 2 3

4 0 0 0 0 2 3

2 1 1 0 0 0 0
0 0 0 0 0 0 0
0 0 0 0 0 0 0
0 0 0 0 0 0 0
1 1 0 0 0 0 0

2 0 0 0 0 0 1
0 0 0 0 1 0 0

1B: 5 SF: 2
2B: 1 SAC: 1
3B: 0 DP: 0
HR: 0 HBP: 1

Batter	1	2	3	4	5	6	7	8	9	10
Rafael Furcal, S OBP: 0.351, SLG: 0.441 (1, 6)	G1		SF9			F8		G4-3		1B
Nick Green, R OBP: 0.329, SLG: 0.394 Johnny Estrada, S OBP: 0.370, SLG: 0.461 (8, PH) (9, 2)	G4-3		F7			P4		G6-3		SF7
J.D. Drew, L OBP: 0.427, SLG: 0.618 (1, 9)	1B					F9			P6	
10 Chipper Jones, S OBP: 0.330, SLG: 0.426 (1, 5)	G4-3					G1-3		G4-3		1B BB
Adam LaRoche, L OBP: 0.312, SLG: 0.401 (1, 3)			F8			FC6-4 1B		K		1B
Andruw Jones, R OBP: 0.349, SLG: 0.491 (1, 8)			K			FC6-4 1-2f		1B		K
Charles Thomas, L OBP: 0.397, SLG: 0.612 (1, 7)			P2			F9		K		K
Eddie Pérez, R OBP: 0.260, SLG: 0.253 Mark DeRosa, R OBP: 0.291, SLG: 0.321 29 John Smoltz, R Chris Reitsma, R Eli Marrero, R OBP: 0.391, SLG: 0.576 (10, PH)			G4-3 SF9 2B			G6-3		G4-3 SH1-4 HBP		E6 1B BB SF7
Russ Ortiz, R OBP: 0.135, SLG: 0.111 Marcus Giles, R OBP: 0.381, SLG: 0.490 (8, PH) (9, 4)			G4-3			F8		SH1-4		1B BB

Inning Stats	R: 0	H: 1	E: 0	LOB: 1	K: 0	S: 9	P: 14	R: 0	H: 0	E: 0	LOB: 0	K: 1	S: 10	P: 17	R: 1	H: 1	E: 0	LOB: 1	K: 0	S: 13	P: 20	R: 0	H: 1	E: 0	LOB: 1	K: 1	S: 9	P: 14	R: 0	H: 0	E: 0	LOB: 0	K: 0	S: 6	P: 8	R: 0	H: 0	E: 0	LOB: 0	K: 0	S: 4	P: 6	R: 0	H: 1	E: 0	LOB: 1	K: 2	S: 8	P: 11	R: 0	H: 0	E: 0	LOB: 2	K: 0	S: 10	P: 15	R: 0	H: 1	E: 0	LOB: 2	K: 2	S: 14	P: 22	R: 1	H: 1	E: 1	LOB: 2	K: 0	S: 8	P: 13	1B: 5	SF: 2	2B: 1	SAC: 1	3B: 0	DP: 0	HR: 0	HBP: 1	WP: 0	PA: 38
--------------	------	------	------	--------	------	------	-------	------	------	------	--------	------	-------	-------	------	------	------	--------	------	-------	-------	------	------	------	--------	------	------	-------	------	------	------	--------	------	------	------	------	------	------	--------	------	------	------	------	------	------	--------	------	------	-------	------	------	------	--------	------	-------	-------	------	------	------	--------	------	-------	-------	------	------	------	--------	------	------	-------	-------	-------	-------	--------	-------	-------	-------	--------	-------	--------

PITCHER	IP	WLS	BF	H	R	ER	SO	BB	IBB	HBP	BLK	WP	HR	S	P	ERA	WHIP
Kip Wells, R ERA: 4.37 (1, 1)	8.0		29	4	1	1	4	0	0	1	0	0	0	69	105	1.12	0.500
34 John Grabow, L ERA: 4.89 (9, 1)	0.1		1	0	0	0	0	0	0	0	0	0	0	3	6	0.00	0.000
16 Salomon Torres, R ERA: 2.94 (9, 1)	1.0	L	8	2	1	0	2	2	0	0	0	0	0	19	29	0.00	4.000

Batter	1	2	3	4	5	6	7	8	9	AB R H RBI BB SO LOB	TOP											
6 Ryan Freel, R (1, 7) OBP: 0.367, SLG: 0.350	1-2 P6		4-2 G6-4-3 BB		1-0 G1-3		2-1 F7			3 0 0 0 1 0 2												
Barry Larkin, R (1, 6) OBP: 0.345, SLG: 0.409	1-3 K		0-1 G6-4-3			3-1 G4-3 3B		2-3 K		4 1 1 0 0 2 1												
Sean Casey, L (1, 3) OBP: 0.392, SLG: 0.580	1-0			1-0 HR 2B		3-2 G4-3		1-1 F8		4 1 2 1 0 0 0												
Wily Mo Peña, R (1, 9) OBP: 0.338, SLG: 0.547	2-3 K			1-3 K		2-3 K		2-1 F8		4 0 0 0 0 3 2												
D'Angelo Jimenez, S (1, 4) OBP: 0.369, SLG: 0.381		0-3 K		2-3 K		2-1 P4		3-2 G4-3		4 0 0 0 0 2 1												
Jason LaRue, R (1, 2) OBP: 0.330, SLG: 0.458		2-1 3B		1-0 HR			2-3 K		1-3 K	4 1 2 2 0 2 0												
Juan Castro, R (1, 5) OBP: 0.297, SLG: 0.387		0-3 K		0-0 F8			0-0 F9		2-3 K	3 0 0 0 0 1 1												
John Vander Wal, L (9, PH) OBP: 0.273, SLG: 0.600										1 0 0 0 0 1 0												
Jason Romano, R (1, 8) OBP: 0.200, SLG: 0.242		0-3 K			2-1 P3		2-3 K HBP			3 0 0 0 0 2 1												
Jose Acevedo, R (1, 1) OBP: 0.114, SLG: 0.063			3-3 K			0-1 P4		1-0		1 0 0 0 0 1 0												
Phil Norton, R (4, 1) OBP: 0.275, SLG: 0.305								1-2 HBP		0 0 0 0 0 0 0												
Tim Hummel, R (5, PH) OBP: 0.176, SLG: 0.125										1 0 0 0 0 0 0												
Todd Van Poppel, R (5, 1) OBP: 0.250, SLG: 0.355										0 0 0 0 0 0 0												
Javier Valentin, S (7, PH)										0 0 0 0 0 0 0												
John Riedling, R (7, 1)										0 0 0 0 0 0 0												
Inning Stats	R: 0 E: 0 K: 2 S: 17	H: 1 LOB: 1 BB: 0 P: 22	R: 0 E: 0 K: 3 S: 12	H: 1 LOB: 1 BB: 0 P: 14	R: 0 E: 0 K: 1 S: 9	H: 0 LOB: 0 BB: 1 P: 16	R: 2 E: 0 K: 2 S: 13	H: 2 LOB: 0 BB: 0 P: 18	R: 0 E: 0 K: 0 S: 5	H: 0 LOB: 0 BB: 0 P: 8	R: 1 E: 0 K: 1 S: 13	H: 1 LOB: 0 BB: 0 P: 23	R: 0 E: 0 K: 2 S: 9	H: 0 LOB: 2 BB: 0 P: 16	R: 0 E: 0 K: 1 S: 8	H: 0 LOB: 0 BB: 0 P: 13	R: 0 E: 0 K: 2 S: 11	H: 0 LOB: 0 BB: 0 P: 17	1B: 1 2B: 1 3B: 2 HR: 1	SF: 0 SAC: 0 DP: 1 HBP: 1	WP: 1 PB: 0 SB: 0 CS: 0	PA: 34
PITCHER	IP WLS BF H R ER SO BB IBB HBP BLK WP HR S P ERA WHIP																					
Oliver Pérez, L (1, 1) ERA: 3.18	7.0 W 28 5 3 3 11 1 0 1 0 1 1 78 117 3.86 0.857																					
16 Salomon Torres, R (8, 1) ERA: 2.89	1.0 H 3 0 0 0 1 0 0 0 0 0 0 8 13 0.00 0.000																					
Jose Mesa, R (9, 1) ERA: 2.34	1.0 S 3 0 0 0 2 0 0 0 0 0 0 0 11 17 0.00 0.000																					

Cincinnati Reds @ Pittsburgh Pirates
PNC Park, Pittsburgh, PA
Fri Jul 23 2004, 7:05 PM EDT
Att. 37,703 - Cloudy - 73 F

livebaseballscorecards.com

AB	32
R	3
H	5
RBI	3
BB	1
SO	14
LOB	8



Batter	1	2	3	4	5	6	7	8	9
18 Jason Kendall, R OBP: 0.394, SLG: 0.382	1-2 FC5-4 1B		1-2 HBP BB 1B	1-1 1B 2B	2-2 L1			1-2 G1-3	
2 Jack Wilson, R OBP: 0.348, SLG: 0.483	1-3 K		0-1 P3	1-2 F7 1B		0-0 L9		1-2 F8	
Rob Mackowiak, L OBP: 0.336, SLG: 0.471	0-0 FC5-4 FC6-4 1-2f		4-0 1B HBP SF7 BB	1-2 F7		0-1 F8			
Craig Wilson, R OBP: 0.375, SLG: 0.532	0-0 FC6-4 1-2f		1-2 1B HBP	2-2 1B 2B		0-0 1B			
Jason Bay, R OBP: 0.369, SLG: 0.614		3-2 F9	1-2 1B E 1B	1-1 SAFE K		3-2 P5			
Tike Redman, L OBP: 0.291, SLG: 0.362		1-0 2B	1-1 SF7	1-1 1B		3-1 L6			
Bobby Hill, S OBP: 0.360, SLG: 0.360		2-2 F7	2-2 E9 1B	1-2 G6-3		3-2 F8			
16 Salomon Torres, R Jose Mesa, R			1-H 2-H 1B						
Jose Castillo, R OBP: 0.290, SLG: 0.325		4-0 FC6-4 IBB	0-0 1B		3-2 G6-3		2-1 F9		
Oliver Pérez, L OBP: 0.200, SLG: 0.176		2-1 FC6-4 1-2f	0-1 G2-3		1-3 K		1-0 G6-3		
Chris Stynes, R OBP: 0.270, SLG: 0.296									

Inning Stats	R: 0	H: 1	E: 0	LOB: 1	K: 1	BB: 0	S: 8	R: 0	H: 1	E: 0	LOB: 2	K: 0	BB: 1	S: 9	R: 4	H: 4	E: 1	LOB: 2	K: 0	BB: 1	S: 19	R: 2	H: 4	E: 0	LOB: 2	K: 1	BB: 0	S: 22	R: 0	H: 0	E: 0	LOB: 0	K: 1	BB: 0	S: 9	R: 0	H: 1	E: 0	LOB: 1	K: 0	BB: 0	S: 7	R: 0	H: 0	E: 0	LOB: 0	K: 0	BB: 0	S: 8	R: 0	H: 0	E: 0	LOB: 0	K: 0	BB: 0	S: 8	R: 0	H: 0	E: 0	LOB: 0	K: 0	BB: 0	S: 8
--------------	------	------	------	--------	------	-------	------	------	------	------	--------	------	-------	------	------	------	------	--------	------	-------	-------	------	------	------	--------	------	-------	-------	------	------	------	--------	------	-------	------	------	------	------	--------	------	-------	------	------	------	------	--------	------	-------	------	------	------	------	--------	------	-------	------	------	------	------	--------	------	-------	------

PITCHER	IP	WLS	BF	H	R	ER	SO	BB	IBB	HBP	BLK	WP	HR	S	P	ERA	WHIP
Jose Acevedo, R ERA: 6.09	3.1	L	22	9	6	6	1	1	1	1	0	0	0	49	78	16.20	3.000
Phil Norton, L ERA: 5.08	0.2		3	1	0	0	1	0	0	0	0	0	0	9	14	0.00	1.500
Todd Van Poppel, R ERA: 5.45	2.0		7	1	0	0	1	0	0	0	0	0	0	16	25	0.00	0.500
John Riedling, R ERA: 3.96	2.0		6	0	0	0	0	0	0	0	0	0	0	16	27	0.00	0.000

AB	R	H	RBI	BB	SO	LOB
5	2	3	0	0	0	0
5	1	1	0	0	1	2
3	1	0	0	1	0	3
3	1	2	2	0	0	1
4	1	1	1	0	1	2
3	0	2	1	0	0	0
4	0	1	1	0	0	3
0	0	0	0	0	0	0
0	0	0	0	0	0	0
3	0	1	0	1	0	0
3	0	0	0	0	1	4
1	0	0	0	0	0	0

WP	PA	38
WP: 0	PA: 38	
PB: 0		
SB: 0		
CS: 0		

AB	34
R	6
H	11
RBI	5
BB	2
SO	3
LOB	15



Cincinnati Reds @ Pittsburgh Pirates
PNC Park, Pittsburgh, PA
Fri Jul 23 2004, 7:05 PM EDT
Att: 37,703 - Cloudy - 73 F

livebaseballscorecards.com

Batter	1	2	3	4	5	6	7	8	9	AB	R	H	RBI	BB	SO	LOB	BOTTOM	
18 Jason Kendall, R OBP: 0.397, SLG: 0.385 Willis Roberts, R (8, 1) Michael Gonzalez, R OBP: 1.000, SLG: 2.000	2-2 G4-3		1-0 F6		4-1 SH2-4 BB	1-1 1B 2B	4-0 BB 1B BB	2-2 2B		3	2	1	2	2	0	2	Cincinnati Reds @ Pittsburgh Pirates PNC Park, Pittsburgh, PA Sat Jul 24 2004, 7:05 PM EDT Att: 37,752 - Cloudy - 72 F	
2 Jack Wilson, R OBP: 0.347, SLG: 0.482	1-0 F9		2-0 2B		1-1 SH2-4	1-2 1B	0-2 F8	1-0 G5-3		5	1	1	1	0	0	5		
Rob Mackowiak, L OBP: 0.333, SLG: 0.466	0-1 G4-3		0-2 L7		2-2 SF7	0-2 P6	0-1 BB 1B	1-3 K		5	1	1	2	0	1	6		
Craig Wilson, R OBP: 0.378, SLG: 0.534		1-3 K		0-1 FC1-6 2B	0-3 K	1-1 FC6-4 1B 1B	4-2 1B BB			4	0	2	2	1	2	1		
Jason Bay, R OBP: 0.379, SLG: 0.622		0-3 K		1-0 FC1-6 HBP		1-0 1B 2B	2-1 FC4-6 1B			4	1	3	3	0	1	0		
Tike Redman, L OBP: 0.290, SLG: 0.359		2-1 G4-3		3-2 FC1-6 1-2f 2-3		1-0 1B 1B	0-0 FC4-6 1-2f			5	1	1	0	0	0	6		
Randall Simon, L OBP: 0.271, SLG: 0.255			1-2 FC4-6 1B	0-0 F7		1-1 1B 1B SH 2B 1B		0-0 G4-3		5	1	2	1	0	0	4		
Jose Castillo, R OBP: 0.290, SLG: 0.324			1-0 FC4-6 2B 1-2f	1-0 G1-3		0-1 SH 1B 18 2B	2-2 E6 2B 18 BB 1B	0-0 2B 1B		4	4	1	0	0	0	3		
Josh Fogg, R OBP: 0.163, SLG: 0.103 Ryan Vogelsong, R OBP: 0.316, SLG: 0.313 Tony Alvarez, R OBP: 0.259, SLG: 0.417 34 John Grabow, L OBP: 0.364, SLG: 0.364 Bobby Hill, S OBP: 0.270, SLG: 0.347 J.R. House, R OBP: 0.200, SLG: 0.400			4-2 2B BB		1-1 SH2-4 SF7 HBP	0-2 18 2B 1B	0-2 F7	0-0 2B 2B		0	0	0	0	0	0	0		
Inning Stats	R: 0 E: 0 K: 0 S: 6	H: 0 LOB: 0 BB: 0 P: 9	R: 0 E: 0 K: 2 S: 10	H: 0 LOB: 0 BB: 0 P: 13	R: 1 E: 0 K: 0 S: 11	H: 2 LOB: 2 BB: 1 P: 20	R: 0 E: 0 K: 0 S: 7	H: 1 LOB: 2 BB: 0 P: 12	R: 1 E: 0 K: 1 S: 11	H: 0 LOB: 1 BB: 1 P: 19	R: 7 E: 1 K: 0 S: 23	H: 7 LOB: 2 BB: 0 P: 31	R: 3 E: 1 K: 0 S: 19	H: 2 LOB: 2 BB: 2 P: 31	R: 2 E: 0 K: 1 S: 10	H: 3 LOB: 1 BB: 0 P: 14		AB 39 R 14 H 15 RBI 14 BB 4 SO 4 LOB 28
PITCHER	IP WLS BF H R ER SO BB IBB HBP BLK WP HR S P ERA WHIP	IP WLS BF H R ER SO BB IBB HBP BLK WP HR S P ERA WHIP	IP WLS BF H R ER SO BB IBB HBP BLK WP HR S P ERA WHIP	IP WLS BF H R ER SO BB IBB HBP BLK WP HR S P ERA WHIP	IP WLS BF H R ER SO BB IBB HBP BLK WP HR S P ERA WHIP	IP WLS BF H R ER SO BB IBB HBP BLK WP HR S P ERA WHIP	IP WLS BF H R ER SO BB IBB HBP BLK WP HR S P ERA WHIP	IP WLS BF H R ER SO BB IBB HBP BLK WP HR S P ERA WHIP	IP WLS BF H R ER SO BB IBB HBP BLK WP HR S P ERA WHIP	IP WLS BF H R ER SO BB IBB HBP BLK WP HR S P ERA WHIP	IP WLS BF H R ER SO BB IBB HBP BLK WP HR S P ERA WHIP	IP WLS BF H R ER SO BB IBB HBP BLK WP HR S P ERA WHIP	IP WLS BF H R ER SO BB IBB HBP BLK WP HR S P ERA WHIP	IP WLS BF H R ER SO BB IBB HBP BLK WP HR S P ERA WHIP	IP WLS BF H R ER SO BB IBB HBP BLK WP HR S P ERA WHIP	IP WLS BF H R ER SO BB IBB HBP BLK WP HR S P ERA WHIP		WP: 0 PA: 48 PB: 0 SB: 1 CS: 0
39 Aaron Harang, R ERA: 4.62	(1, 1) 5.0 L		(6, 1) 0.0		(6, 1) 0.1		(6, 1) 1.1		(7, 1) 0.1									WP: 0 PA: 48 PB: 0 SB: 1 CS: 0
John Riedling, R ERA: 4.13	(6, 1) 0.0		(6, 1) 0.1		(6, 1) 1.1		(7, 1) 0.1		(7, 1) 0.1									
Phil Norton, L ERA: 5.03	(6, 1) 0.1		(6, 1) 1.1		(7, 1) 0.1		(7, 1) 0.1		(7, 1) 0.1									
Ryan Wagner, R ERA: 7.04	(6, 1) 1.1		(6, 1) 1.1		(7, 1) 0.1		(7, 1) 0.1		(7, 1) 0.1									
Todd Jones, R ERA: 3.95	(7, 1) 0.1		(7, 1) 0.1		(7, 1) 0.1		(7, 1) 0.1		(7, 1) 0.1									

livebaseballscorecards.com



Batter	1	2	3	4	5	6	7	8	9	AB R H RBI BB SO LOB	TOP	
6 Ryan Freel, R <small>(1, 5) X</small> <small>(1, 8)</small> <small>OBP: 0.368, SLG: 0.349</small>										4 2 2 0 1 1 3	Cincinnati Reds @ Pittsburgh Pirates PNC Park, Pittsburgh, PA Sun Jul 25 2004, 1:35 PM EDT Att. 24,962 - Sunny - 78 F	
Juan Castro, R <small>(1, 6)</small> <small>OBP: 0.294, SLG: 0.381</small>										5 1 1 0 0 0 4		
Sean Casey, L <small>(1, 3)</small> <small>OBP: 0.397, SLG: 0.585</small>										4 1 2 4 1 0 1		
Adam Dunn, L <small>(1, 7)</small> <small>OBP: 0.402, SLG: 0.554</small>										5 0 1 0 0 2 1		
D'Angelo Jimenez, S <small>(1, 4)</small> <small>OBP: 0.366, SLG: 0.375</small>										4 0 0 0 0 0 3		
Wily Mo Peña, R <small>(1, 9)</small> <small>OBP: 0.343, SLG: 0.551</small>										3 1 1 1 1 1 0		
Jason LaRue, R <small>(1, 2)</small> <small>OBP: 0.340, SLG: 0.462</small>										3 0 2 0 0 1 0		
Jason Romano, R <small>(1, 8)</small> <small>OBP: 0.194, SLG: 0.235</small> Tim Hummel, R <small>(1, 5)</small> <small>OBP: 0.283, SLG: 0.313</small>										0 0 0 0 0 0 0 4 0 2 0 0 0 2		
Brandon Claussen, R <small>(1, 1)</small> <small>OBP: 0.333, SLG: 0.333</small> Todd Van Poppel, R <small>(4, 1)</small> <small>OBP: 0.176, SLG: 0.125</small> Javier Valentin, S <small>(6, PH)</small> <small>OBP: 0.246, SLG: 0.349</small> Gabe White, L <small>(6, 1)</small> John Vander Wal, L <small>(8, PH)</small> <small>OBP: 0.308, SLG: 0.583</small> Todd Jones, L <small>(8, 1)</small>										2 0 1 0 0 0 2 0 0 0 0 0 0 0 1 0 0 0 0 0 2 0 0 0 0 0 0 0 1 0 0 0 0 0 2 0 0 0 0 0 0 0		
Inning Stats	R: 1 H: 2 E: 0 LOB: 1 K: 0 BB: 0 S: 9 P: 12	R: 0 H: 0 E: 0 LOB: 0 K: 2 BB: 0 S: 11 P: 17	R: 3 H: 2 E: 0 LOB: 0 K: 0 BB: 1 S: 11 P: 22	R: 1 H: 3 E: 0 LOB: 1 K: 0 BB: 0 S: 7 P: 11	R: 0 H: 0 E: 0 LOB: 0 K: 1 BB: 0 S: 7 P: 11	R: 0 H: 0 E: 0 LOB: 2 K: 0 BB: 1 S: 6 P: 16	R: 0 H: 2 E: 0 LOB: 2 K: 0 BB: 1 S: 8 P: 15	R: 0 H: 2 E: 0 LOB: 2 K: 1 BB: 0 S: 13 P: 22	R: 0 H: 1 E: 0 LOB: 0 K: 1 BB: 0 S: 10 P: 14	1B: 10 SF: 0 2B: 0 SAC: 0 3B: 0 DP: 2 HR: 2 HBP: 1		WP: 0 PA: 40 PB: 0 SB: 1 CS: 1
18 Sean Burnett, L <small>(1, 1)</small> <small>ERA: 2.84</small> Willis Roberts, R <small>(6, 1)</small> <small>ERA:</small> 34 John Grabow, L <small>(6, 1)</small> <small>ERA: 4.61</small> 16 Salomon Torres, R <small>(8, 1)</small> <small>ERA: 2.83</small> Jose Mesa, R <small>(9, 1)</small> <small>ERA: 2.28</small>	IP WLS BF H R ER SO BB IBB HBP BLK WP HR S P ERA WHIP											PITCHER IP WLS BF H R ER SO BB IBB HBP BLK WP HR S P ERA WHIP

AB	36
R	5
H	12
RBI	5
BB	3
SO	5
LOB	20



BOTTOM

Cincinnati Reds @ Pittsburgh Pirates
PNC Park, Pittsburgh, PA
Sun Jul 25 2004, 1:35 PM EDT
Att. 24,962 - Sunny - 78 F

livebaseballscorecards.com

AB 34
R 6
H 11
RBI 5
BB 2
SO 4
LOB 11



WP: 1 PA: 37
PB: 0
SB: 0
CS: 1

AB R H RBI BB SO LOB

4 0 0 0 1 0 3

4 0 0 0 0 0 2

4 2 2 0 0 0 0

4 1 1 0 0 1 2

2 1 2 1 0 0 0
2 0 1 1 0 1 0

4 1 1 3 0 0 3

3 1 1 0 0 2 1
0 0 0 0 0 0 0
0 0 0 0 0 0 0
1 0 1 0 0 0 0
0 0 0 0 0 0 0

4 0 2 0 0 0 0

1 0 0 0 0 0 0
0 0 0 0 0 0 0
1 0 0 0 1 0 0

1B: 6 SF: 0
2B: 4 SAC: 1
3B: 0 DP: 0
HR: 1 HBP: 0

Batter	1	2	3	4	5	6	7	8	9
18 Jason Kendall, R OBP: 0.394, SLG: 0.380 (1, 2)	1-1 G4-3 ①		2-2 F8 ①	3-2 FC6-2 ②		4-1 BB ①		2-2 F9 ③	
2 Jack Wilson, R OBP: 0.343, SLG: 0.477 (1, 6)	1-1 G5-3 ②		0-1 F9 ②	0-0 B2 ③		0-1 P4 ③			
Jason Bay, R OBP: 0.382, SLG: 0.630 (1, 7)	1-2 1B 2B ①		2-1 G5-3 ③		3-2 2B 2B ①		0-2 L7 ①		
Craig Wilson, R OBP: 0.377, SLG: 0.534 (1, 3)	0-2 E6 1B 2-3 ①		1-1 1B HR 2B ①	0-2 G6-3 ①		2-3 K ②			
Tony Alvarez, R OBP: 0.310, SLG: 0.462 Rob Mackowiak, L OBP: 0.334, SLG: 0.470 (1, 9) (5, PH) (6, 9)	1-0 1B ①		0-2 HR 1B ①	0-1 P1-3 2B ①		1-3 K ③			
Tike Redman, L OBP: 0.289, SLG: 0.367 (1, 8)	0-0 P5 ③		1-0 HR ①	2-2 P1-3 ②		0-1 F7 ①			
Chris Stynes, R OBP: 0.271, SLG: 0.297 34 John Grabow, L 16 Salomon Torres, R Bobby Hill, S OBP: 0.367, SLG: 0.367 Jose Mesa, R (1, 5) (6, 1) (8, PH) (9, 1)		1-3 K ①	1-0 18 SH5-4 18 WP 1B ①	1-3 K ③		1-2 1B 1B ①			
Jose Castillo, R OBP: 0.293, SLG: 0.327 (1, 4)		0-0 F9 ②	2-2 18 WP 18 SH5-4 18 FC6-2 1B ①	1-1 F8 ①		2-2 CS 1B ②			
18 Sean Burnett, L Willis Roberts, R Abraham Nunez, S OBP: 0.273, SLG: 0.344 (1, 1) (6, 1) (6, 5)		2-1 G3 ③	1-1 SH5-4 ①	3-2 F8 ②		4-2 BB ②			

Inning Stats	R: 1	H: 2	E: 1	K: 0	S: 12	LOB: 2	BB: 0	P: 16
	R: 0	H: 0	E: 0	K: 1	S: 7	LOB: 0	BB: 0	P: 10
	R: 0	H: 0	E: 0	K: 0	S: 8	LOB: 0	BB: 0	P: 12
	R: 4	H: 5	E: 0	K: 0	S: 19	LOB: 1	BB: 0	P: 28
	R: 1	H: 2	E: 0	K: 1	S: 16	LOB: 1	BB: 0	P: 22
	R: 0	H: 0	E: 0	K: 0	S: 13	LOB: 1	BB: 1	P: 21
	R: 0	H: 0	E: 0	K: 2	S: 12	LOB: 0	BB: 0	P: 15
	R: 0	H: 2	E: 0	K: 0	S: 20	LOB: 2	BB: 1	P: 28

PITCHER	IP	WLS	BF	H	R	ER	SO	BB	IBB	HBP	BLK	WP	HR	S	P	ERA	WHIP
Brandon Claussen, L ERA: 5.23 (1, 1)	3.1		18	7	5	4	1	0	0	0	0	0	1	42	59	10.80	2.100
Todd Van Poppel, R ERA: 5.45 (4, 1)	1.2	L	7	2	1	1	1	0	0	0	0	1	0	20	29	5.40	1.200
Gabe White, L ERA: 6.45 (6, 1)	2.0		7	0	0	0	2	1	0	0	0	0	0	25	36	0.00	0.500
Todd Jones, R ERA: 3.88 (8, 1)	1.0		5	2	0	0	0	1	0	0	0	0	0	20	28	0.00	3.000

Batter	1	2	3	4	5	6	7	8	9	AB R H RBI BB SO LOB	TOP	
Rafael Furcal, S OBP: 0.346, SLG: 0.434 (1, 6)	3-3 K		2-2 P5		0-0 B6-3	2-2 G1-3			3-2 K	5 0 0 0 0 2 0		
Marcus Giles, R OBP: 0.377, SLG: 0.462 (1, 4)	0-1 P4		0-0 G6-3		4-2 1B 10 SF8 BB			3-2 G4-3	0-3 K	4 1 0 0 1 1 0		
J.D. Drew, L OBP: 0.425, SLG: 0.615 (1, 9)	1-1 G3-1		0-1 G4-3		1-0 1-3 2B 1B			1-2 K		4 1 1 0 0 1 0		
10 Chipper Jones, S OBP: 0.332, SLG: 0.423 (1, 5)		2-1 G3-1		1-0 2B 1B	1-0 SF8			1-1 F9		3 1 1 1 0 0 0		
Johnny Estrada, S OBP: 0.372, SLG: 0.462 (1, 2)		2-1 2B 1B		1-0 L9	0-0 3-H 1-H 2B			0-1 G1-3		4 1 2 1 0 0 1		
Adam LaRoche, L OBP: 0.313, SLG: 0.402 (1, 3)		2-3 K		0-0 1-H 2B	4-2 BB			1-3 K		3 0 1 1 1 2 1		
Andruw Jones, R OBP: 0.355, SLG: 0.494 (1, 8)		2-1 1B 1-H 2B		2-1 F9	2-2 G1-3			0-1 1B		4 0 2 1 0 0 3		
Charles Thomas, L OBP: 0.407, SLG: 0.595 (1, 7)		2-0 1B		4-0 IBB		2-3 K		0-1 G1-3		3 0 1 0 1 1 1		
Jaret Wright, R OBP: 0.091, SLG: 0.065 (8, PH)		0-0 F9		2-2 K		0-0 G6-3			2-2 F9	2 0 0 0 0 0 1 4 1 0 1 0 0 0 0 0 0 0 0 0 0 0 0 0 0 0		
Nick Green, R OBP: 0.327, SLG: 0.392 Antonio Alfonseca, R Kevin Gryboski, R Chris Reitsma, R Mark DeRosa, R OBP: 0.290, SLG: 0.320 29 John Smoltz, R												
Inning Stats	R: 0 E: 0 K: 1 S: 9 H: 0 LOB: 0 BB: 0 P: 13	R: 1 E: 0 K: 1 S: 11 H: 3 LOB: 2 BB: 0 P: 21	R: 0 E: 0 K: 0 S: 6 H: 0 LOB: 0 BB: 0 P: 8	R: 1 E: 0 K: 1 S: 8 H: 2 LOB: 2 BB: 1 P: 18	R: 2 E: 0 K: 0 S: 15 H: 2 LOB: 2 BB: 2 P: 27	R: 0 E: 0 K: 1 S: 7 H: 0 LOB: 0 BB: 0 P: 11	R: 0 E: 0 K: 1 S: 10 H: 0 LOB: 0 BB: 0 P: 15	R: 0 E: 0 K: 1 S: 9 H: 1 LOB: 1 BB: 0 P: 10	R: 0 E: 0 K: 2 S: 10 H: 0 LOB: 0 BB: 0 P: 15	1B: 5 2B: 3 3B: 0 HR: 0 SF: 1 SAC: 0 DP: 0 HBP: 0	WP: 0 PB: 0 SB: 0 CS: 0 PA: 38	
PITCHER	IP WLS BF H R ER SO BB IBB HBP BLK WP HR S P ERA WHIP											
Kris Benson, R ERA: 4.22 (1, 1)	6.0 L 28 7 4 4 4 2 1 0 0 0 0 56 98 6.00 1.500											
34 John Grabow, L ERA: 4.5 (7, 1)	1.0 3 0 0 0 1 0 0 0 0 0 0 10 15 0.00 0.000											
Brian Meadows, R ERA: 2.83 (8, 1)	2.0 7 1 0 0 3 0 0 0 0 0 0 19 25 0.00 0.500											

Atlanta Braves @ Pittsburgh Pirates
PNC Park, Pittsburgh, PA
Mon Jul 26 2004, 7:05 PM EDT
Att. 19,164 - Unknown - 68 F

livebaseballscorecards.com

AB	34
R	4
H	8
RBI	4
BB	3
SO	8
LOB	10



Batter	1	2	3	4	5	6	7	8	9	AB R H RBI BB SO LOB
18 Jason Kendall, R OBP: 0.393, SLG: 0.382	1-1 F9 1B 2B		3-3 K		3-2 G6-3 2-3		1 SAFE 1-1 F8			4 1 1 0 0 1 2
2 Jack Wilson, R OBP: 0.345, SLG: 0.484	2-1 F9 2-3		2-0 HR		4-2 BB			1-3 K		3 1 1 1 1 1 1
Rob Mackowiak, L OBP: 0.330, SLG: 0.464	3-3 K		1-1 E3 F7-4-3		1-3 K			0-0 P5		4 0 0 0 0 2 3
Craig Wilson, R OBP: 0.378, SLG: 0.534	3-1 1B		2-2 F7-4-3 1-1		0-2 G3			0-2 1B		4 0 2 1 0 0 1
Jason Bay, R OBP: 0.374, SLG: 0.617	1 SAFE 0-0 G5-3		1-1 F8		3-3 K			0-3 K		4 0 0 0 0 2 2
Tike Redman, L OBP: 0.286, SLG: 0.363		2-3 K		1-0 G6-3		1-0 G3		0-1 G5-3		4 0 0 0 0 1 0
Randall Simon, L OBP: 0.265, SLG: 0.248		2-3 K		1-0 G4-3		0-0 L8		1-3 K		4 0 0 0 0 2 0
Jose Castillo, R OBP: 0.297, SLG: 0.335		3-2 1B		3-1 18 G6-3 2B		2-3 K		0-3 K		4 0 2 0 0 2 0
Kris Benson, R OBP: 0.200, SLG: 0.179		1-3 K		0-0 B1		4-1 BB				2 0 0 0 0 1 2
34 John Grabow, L ABRAHAM NUNEZ, S BRIAN MEADOWS, R										0 0 0 0 0 0 0 0 0 0 0 1 0 0 0 0 0 0 0 0 0

Inning Stats	R: 1	H: 2	E: 0	K: 1	S: 10	LOB: 1	BB: 0	P: 19	R: 0	H: 1	E: 0	K: 3	S: 14	LOB: 1	BB: 0	P: 22	R: 1	H: 1	E: 1	K: 1	S: 9	LOB: 0	BB: 0	P: 17	R: 0	H: 0	E: 0	K: 0	S: 4	LOB: 0	BB: 0	P: 7	R: 0	H: 1	E: 0	K: 1	S: 14	LOB: 2	BB: 1	P: 25	R: 0	H: 0	E: 0	K: 1	S: 8	LOB: 0	BB: 0	P: 12	R: 0	H: 0	E: 0	K: 1	S: 7	LOB: 1	BB: 1	P: 14	R: 0	H: 1	E: 0	K: 2	S: 11	LOB: 1	BB: 0	P: 12	R: 0	H: 0	E: 0	K: 2	S: 8	LOB: 0	BB: 0	P: 9	1B: 3	SF: 0	2B: 3	SAC: 0	3B: 0	DP: 1	HR: 1	HBP: 0	WP: 0	PA: 35
--------------	------	------	------	------	-------	--------	-------	-------	------	------	------	------	-------	--------	-------	-------	------	------	------	------	------	--------	-------	-------	------	------	------	------	------	--------	-------	------	------	------	------	------	-------	--------	-------	-------	------	------	------	------	------	--------	-------	-------	------	------	------	------	------	--------	-------	-------	------	------	------	------	-------	--------	-------	-------	------	------	------	------	------	--------	-------	------	-------	-------	-------	--------	-------	-------	-------	--------	-------	--------

PITCHER	IP	WLS	BF	H	R	ER	SO	BB	IBB	HBP	BLK	WP	HR	S	P	ERA	WHIP	
Jaret Wright, R ERA: 3.23	(1, 1)	5.0	W	21	5	2	2	6	1	0	0	0	0	1	51	90	3.60	1.200
Antonio Alfonseca, R ERA: 3.3	(6, 1)	1.0	H	3	0	0	0	1	0	0	0	0	0	8	12	0.00	0.000	
Kevin Gryboski, R ERA: 2.87	(7, 1)	1.0	H	4	0	0	0	1	1	0	0	0	0	7	14	0.00	1.000	
Chris Reitsma, R ERA: 3.71	(8, 1)	1.0	H	4	1	0	0	2	0	0	0	0	0	11	12	0.00	1.000	
29 John Smoltz, R ERA: 1.99	(9, 1)	1.0	S	3	0	0	0	2	0	0	0	0	0	8	9	0.00	0.000	

BOTTOM

Atlanta Braves @ Pittsburgh Pirates
PNC Park, Pittsburgh, PA
Mon Jul 26 2004, 7:05 PM EDT
Att: 19,164 - Unknown - 68 F

livebaseballscorecards.com

AB	33
R	2
H	6
RBI	2
BB	2
SO	12
LOB	11



Batter	1	2	3	4	5	6	7	8	9	AB R H RBI BB SO LOB	TOP																								
Rafael Furcal, S OBP: 0.347, SLG: 0.431 (1, 6)	2-2 F7		0-2 L8	2-1 1B		4-0 G6-3 IBB		2-1 G4-3		4 0 1 1 1 0 1																									
Marcus Giles, R OBP: 0.378, SLG: 0.460 (1, 4)	0-1 1B		0-3 K	2-1 F9		0-0 G6-3		1-1 10 G3 BB 1B		5 0 2 0 0 1 3																									
J.D. Drew, L OBP: 0.425, SLG: 0.610 (1, 9)	1-1 L6		4-2 BB		0-2 G4-3		0-0 G4-3		4-2 10 G3 BB	3 0 0 0 2 0 1																									
10 Chipper Jones, S OBP: 0.327, SLG: 0.415 (1, 5)	0-0 G4-3		3-2 L4		1-1 F9		1-3 K		0-1 G3	5 0 0 0 0 1 4																									
Johnny Estrada, S OBP: 0.375, SLG: 0.478 (1, 2)		2-1 G6-3		1-1 3B 2B	1-0 1B		2-0 HR		2-2 G1-3	5 2 3 1 0 0 2																									
Adam LaRoche, L OBP: 0.310, SLG: 0.397 (1, 3)		1-2 F7		1-0 F8	0-1 1B		2-1 G4-3		1-1 P2	5 0 1 0 0 0 3																									
Andruw Jones, R OBP: 0.357, SLG: 0.499 (1, 8)		4-2 1B BB		0-0 1B 3B	2-2 G5-3				1-2 G6-3	3 1 1 1 1 0 2																									
Charles Thomas, L OBP: 0.424, SLG: 0.603 (1, 7)		1-0 1B		1-0 SH2-4 1B		1-0 SH3-4 1B		2-1 G6-3		4 1 3 1 0 0 0																									
Paul Byrd, R OBP: 0.260, SLG: 0.182 Kevin Gryboski, R OBP: 0.359, SLG: 0.429 Julio Franco, R OBP: 0.327, SLG: 0.392 Nick Green, R OBP: 0.327, SLG: 0.392 28 Sam McConnell, L OBP: 0.327, SLG: 0.392 Juan Cruz, R OBP: 0.327, SLG: 0.392		0-2 P2		1-0 SH2-4		0-2 SH3-4		2-2 1B		1 0 0 0 0 0 0 2 0 0 0 0 0 0 0 0 1 0 0 1 0																									
Inning Stats	R: 0 E: 0 K: 0 S: 10	H: 1 LOB: 1 BB: 0 P: 13	R: 0 E: 0 K: 0 S: 13	H: 1 LOB: 2 BB: 1 P: 21	R: 0 E: 0 K: 1 S: 13	H: 0 LOB: 1 BB: 1 P: 20	R: 3 E: 0 K: 0 S: 10	H: 4 LOB: 1 BB: 0 P: 18	R: 0 E: 0 K: 0 S: 11	H: 2 LOB: 2 BB: 0 P: 15	R: 1 E: 0 K: 1 S: 7	H: 1 LOB: 0 BB: 0 P: 12	R: 0 E: 0 K: 0 S: 11	H: 1 LOB: 1 BB: 0 P: 18	R: 0 E: 0 K: 0 S: 13	H: 1 LOB: 2 BB: 1 P: 21	1B: 9 2B: 1 3B: 1 HR: 1	SF: 0 SAC: 2 DP: 1 HBP: 0	WP: 0 PB: 0 SB: 0 CS: 0	PA: 42															
PITCHER	IP WLS BF H R ER SO BB IBB HBP BLK WP HR S P ERA WHIP																			PITCHER	IP WLS BF H R ER SO BB IBB HBP BLK WP HR S P ERA WHIP														
Kip Wells, R ERA: 4.37 (1, 1)	6.0		29	9	3	3	1	2	1	0	0	0	0	62	97	4.50	1.833																		
Michael Gonzalez, L ERA: 0.92 (7, 1)	1.0	W	4	1	1	1	1	0	0	0	0	0	1	7	12	9.00	1.000																		
16 Salomon Torres, R ERA: 2.78 (8, 1)	1.0	H	4	1	0	0	0	0	0	0	0	0	0	11	18	0.00	1.000																		
Jose Mesa, R ERA: 2.23 (9, 1)	1.0		5	1	0	0	0	1	0	0	0	0	0	13	21	0.00	2.000																		

Atlanta Braves @ Pittsburgh Pirates
PNC Park, Pittsburgh, PA
Tue Jul 27 2004, 7:05 PM EDT
Att. 15,946 - Cloudy - 75 F

livebaseballscorecards.com

AB 36
R 4
H 12
RBI 4
BB 4
SO 2
LOB 18



Batter	1	2	3	4	5	6	7	8	9	AB R H RBI BB SO LOB	TOP
Mark DeRosa, R OBP: 0.290, SLG: 0.319 (1, 6) <i>F</i> <i>S</i>	0-3 K		0-1 L8			0-0 CS 1B		0-2 G6-3		4 0 1 0 0 1 1	
Marcus Giles, R OBP: 0.375, SLG: 0.451 (1, 4) <i>B</i> <i>B</i> <i>B</i> <i>B</i>	4-2 CS BB		0-3 K			3-3 K 1-2		G6-3	1-0	3 0 0 0 1 2 2	
Eli Marrero, R OBP: 0.390, SLG: 0.583 (1, 9) <i>S</i> <i>T</i> <i>X</i>	0-2 F8					0-0 P3		FC5-2 3B	2-2	4 0 1 0 0 0 1	
10 Chipper Jones, S OBP: 0.335, SLG: 0.431 (1, 5) <i>B</i> <i>C</i>	1-1 CS 1-2	3-2 G1-6-3 1B				3-1 HR		BB	4-0 FC5-2 IBB	2 1 2 1 2 0 0	
Julio Franco, R OBP: 0.356, SLG: 0.422 (1, 3) Rafael Furcal, S OBP: 0.347, SLG: 0.431 (9, PR) Adam LaRoche, L OBP: 0.310, SLG: 0.397 (9, 3) <i>C</i> <i>B</i> <i>B</i> <i>X</i>			2-1 G1-6-3 1-2f			0-2 F8		K	0-3 K 1-2 FC5-2 BB	3 0 0 0 1 1 2 0 0 0 0 0 0 0 0 0 0 0 0 0 0	
Andruw Jones, R OBP: 0.356, SLG: 0.494 (1, 8) <i>B</i> <i>B</i> <i>B</i> <i>C</i> <i>B</i> <i>B</i> <i>B</i> <i>B</i> <i>B</i> <i>B</i> <i>B</i>			4-2 BB			0-3 K		F8	2-1 FC5-2 1-2 2-3 3-Hr	3 0 0 0 1 1 4	
Eddie Pérez, R OBP: 0.240, SLG: 0.232 (1, 2) <i>B</i> <i>C</i> <i>S</i> <i>SAFE</i>			1-3 K			1-1 F9		L4	2-2 L7	4 0 0 0 0 1 5	
Charles Thomas, L OBP: 0.420, SLG: 0.593 (1, 7) <i>C</i> <i>X</i>			0-1 1B			1-3 K		G4-3	0-2 G4-3	3 0 1 0 0 1 0	
Russ Ortiz, R OBP: 0.128, SLG: 0.105 (1, 1) <i>S</i> <i>C</i> <i>B</i> <i>S</i>			1-3 K			2-3 K		K	0-3 K	2 0 0 0 0 2 1 1 0 0 0 0 1 0 0 0 0 0 0 0 0 0 0 0 0 0 0 0	
Nick Green, R OBP: 0.326, SLG: 0.390 (8, PH) Chris Reitsma, R (8, 1) 29 John Smoltz, R (8, 1)											
Inning Stats	R: 0 H: 0 E: 0 LOB: 0 K: 1 BB: 1 S: 10 P: 15	R: 0 H: 1 E: 0 LOB: 1 K: 1 BB: 1 S: 10 P: 20	R: 0 H: 1 E: 0 LOB: 1 K: 2 BB: 0 S: 10 P: 11	R: 1 H: 1 E: 0 LOB: 0 K: 1 BB: 0 S: 9 P: 12	R: 0 H: 0 E: 0 LOB: 0 K: 2 BB: 0 S: 8 P: 12	R: 0 H: 1 E: 0 LOB: 0 K: 1 BB: 0 S: 6 P: 9	R: 0 H: 0 E: 0 LOB: 1 K: 1 BB: 1 S: 10 P: 17	R: 0 H: 0 E: 0 LOB: 0 K: 1 BB: 0 S: 10 P: 10	R: 0 H: 1 E: 0 LOB: 3 K: 0 BB: 2 S: 12 P: 25	1B: 3 SF: 0 2B: 1 SAC: 0 3B: 1 DP: 2 HR: 1 HBP: 0	WP: 0 PA: 35 PB: 0 SB: 0 CS: 2
PITCHER Oliver Pérez, L ERA: 3.03 16 Salomon Torres, R ERA: 2.75	IP WLS BF H R ER SO BB IBB HBP BLK WP HR S P ERA WHIP	8.1 L 32 5 1 1 10 4 1 0 0 0 1 78 122 1.08 1.080	0.2 2 0 0 0 0 0 0 0 0 0 0 7 9 0.00 0.000		PITCHER IP WLS BF H R ER SO BB IBB HBP BLK WP HR S P ERA WHIP						

Atlanta Braves @ Pittsburgh Pirates

PNC Park, Pittsburgh, PA

Wed Jul 28 2004, 7:05 PM EDT
Att. 22,977 - Cloudy - 68 F

livebaseballscorecards.com

AB	29
R	1
H	5
RBI	1
BB	5
SO	10
LOB	16



BOTTOM

Atlanta Braves @ Pittsburgh Pirates
PNC Park, Pittsburgh, PA
 Wed Jul 28 2004, 7:05 PM EDT
 Att. 22,977 - Cloudy - 68 F

livebaseballscorecards.com

AB	38
R	0
H	11
RBI	0
BB	0
SO	5
LOB	21



AB R H RBI BB SO LOB

5	0	1	0	0	0	1
5	0	2	0	0	0	1
4	0	1	0	0	1	3
4	0	2	0	0	1	1
4	0	2	0	0	1	1
4	0	2	0	0	0	3
4	0	0	0	0	0	6
0	0	0	0	0	0	0
3	0	0	0	0	1	3
1	0	0	0	0	0	2
3	0	1	0	0	1	0
1	0	0	0	0	0	0

Batter	1	2	3	4	5	6	7	8	9
18 Jason Kendall, R OBP: 0.393, SLG: 0.389	0-1 F8		3-1 F8		1-1 L3		0-2 1B		0-1 G5-3
2 Jack Wilson, R OBP: 0.342, SLG: 0.478	3-2 F7		1-0 G4-3		1-1 1B		2-2 1B		0-0 G4-3
Rob Mackowiak, L OBP: 0.331, SLG: 0.471	0-0 3B			2-3 K	1-0 F8		2-0 F7		
Craig Wilson, R OBP: 0.375, SLG: 0.527	1-3 K			2-2 1B		0-2 L5		1-2 1B	
Jason Bay, R OBP: 0.379, SLG: 0.610		3-2 1B		2-1 1B		0-1 F8		0-3 K	
Tike Redman, L OBP: 0.291, SLG: 0.369		1-2 G1-6-3		1-0 E5		2-0 1B		0-0 1B	
Bobby Hill, S OBP: 0.364, SLG: 0.364		2-2 G6-3		1-0 P6		1-1 L7		3-2 F8	
16 Salomon Torres, R									
Jose Castillo, R OBP: 0.292, SLG: 0.329			1-3 K		3-1 FC6		1-0 P3		2-1 G4-3
Abraham Nunez, S OBP: 0.282, SLG: 0.347									
Oliver Pérez, L OBP: 0.211, SLG: 0.189			0-1 1B		1-3 K		2-2 G3		1-2 G4-3
Randall Simon, L OBP: 0.257, SLG: 0.241									

Inning Stats	R: 0	H: 1	E: 0	K: 1	S: 11	H: 1	LOB: 1	BB: 0	P: 15	R: 0	H: 1	E: 0	K: 0	S: 10	R: 0	H: 1	E: 0	K: 1	S: 9	R: 0	H: 2	E: 1	K: 1	S: 13	R: 0	H: 1	E: 0	K: 1	S: 9	R: 0	H: 1	E: 0	K: 0	S: 14	R: 0	H: 2	E: 0	K: 1	S: 12	R: 0	H: 0	E: 0	K: 0	S: 6	R: 0	H: 0	E: 0	K: 0	S: 7	1B: 10	2B: 0	3B: 1	HR: 0	SF: 0	SAC: 0	DP: 1	HBP: 0	WP: 0	PB: 0	SB: 0	CS: 0	PA: 38
--------------	------	------	------	------	-------	------	--------	-------	-------	------	------	------	------	-------	------	------	------	------	------	------	------	------	------	-------	------	------	------	------	------	------	------	------	------	-------	------	------	------	------	-------	------	------	------	------	------	------	------	------	------	------	--------	-------	-------	-------	-------	--------	-------	--------	-------	-------	-------	-------	--------

PITCHER	IP	WLS	BF	H	R	ER	SO	BB	IBB	HBP	BLK	WP	HR	S	P	ERA	WHIP
Russ Ortiz, R ERA: 3.19	(1, 1)	7.0	W	30	9	0	4	0	0	0	0	0	0	75	115	0.00	1.286
Chris Reitsma, R ERA: 3.67	(8, 1)	0.2	H	4	2	0	1	0	0	0	0	0	0	10	14	0.00	3.000
29 John Smoltz, R ERA: 1.94	(8, 1)	1.1	S	4	0	0	0	0	0	0	0	0	0	8	11	0.00	0.000

Batter	1	2	3	4	5	6	7	8	9	AB R H RBI BB SO LOB	TOP											
Rafael Furcal, S OBP: 0.345, SLG: 0.428 (1, 6)	2-2 G6-3		1-1 G4-3		1-0 G6-3		2-2 P3		0-1 1B	5 0 1 1 0 0 3												
Charles Thomas, L OBP: 0.418, SLG: 0.583 Andrew Jones, R OBP: 0.356, SLG: 0.494 (1, 7) (8, PH) (8, 8)	1-0 P5			2-2 10 BB 1B		0-0 G3-1		0-1 G4-6-3 1B	0-0 P2	3 0 1 0 0 0 0 2 0 1 0 0 0 3												
J.D. Drew, L OBP: 0.420, SLG: 0.601 (1, 8) (8, 9)	0-2 G4-3			2-3 K		2-2 G4-3		1-2 G4-6-3	0-0 F7	5 0 0 0 0 1 5												
10 Chipper Jones, S OBP: 0.341, SLG: 0.429 (1, 5)		4-1 G4-6-3 BB		4-1 1-2 BB		4-1 1B BB		1-1 G1-3		1 0 0 0 3 0 0												
Johnny Estrada, S OBP: 0.377, SLG: 0.478 Mark DeRosa, R OBP: 0.290, SLG: 0.319 29 John Smoltz, R (1, 2) (9, PR) (9, 1)		0-0 G4-6-3		2-2 F7		3-2 FC4-6 1B			2-2 E FC4 1B	4 0 2 0 0 0 3 0 1 0 0 0 0 0 0 0 0 0 0 0 0												
Adam LaRoche, L OBP: 0.307, SLG: 0.392 Julio Franco, R OBP: 0.358, SLG: 0.423 (1, 3) (6, PH) (6, 3)		1-0 F8		0-2 G4-3		0-0 FC4-6			0-0 E6 FC1-5 FC4 1B	2 0 0 0 0 0 2 2 0 1 0 0 0 2												
Eli Marrero, R OBP: 0.387, SLG: 0.581 (1, 9) (8, 7)			1-1 F8		1-2 1B 2B		2-2 G6-3		1-2 FC4 BB FC1-5 1B	4 2 1 1 0 0 1	AB 34 R 3 H 10 RBI 3 BB 4 SO 2 LOB 23											
Nick Green, R OBP: 0.333, SLG: 0.402 (1, 4)			0-2 SH1-4 1B		2-2 G6-3 1B		2-1 2B		1-0 FC1-5 1B BB	4 0 3 1 0 0 2												
John Thomson, R OBP: 0.225, SLG: 0.250 Marcus Giles, R OBP: 0.373, SLG: 0.448 Antonio Alfonseca, R Juan Cruz, R Eddie Pérez, R OBP: 0.248, SLG: 0.232 (1, 1) (7, PH) (7, 1) (8, 1) (9, PH) (9, 2)			0-0 SH1-4		0-3 K		2-0 F7		4-1 1B BB	1 0 0 0 0 1 1 1 0 0 0 0 0 1 0 0 0 0 0 0 0 0 0 0 0 0 0 0 0 0 0 0 1 0 0												
Inning Stats	R: 0 E: 0 K: 0 S: 7	H: 0 LOB: 0 BB: 0 P: 10	R: 0 E: 0 K: 0 S: 3	H: 0 LOB: 0 BB: 1 P: 8	R: 0 E: 0 K: 1 S: 13	H: 1 LOB: 2 BB: 1 P: 23	R: 1 E: 0 K: 1 S: 12	H: 2 LOB: 0 BB: 0 P: 15	R: 0 E: 0 K: 0 S: 10	H: 1 LOB: 2 BB: 1 P: 19	R: 0 E: 0 K: 0 S: 9	H: 1 LOB: 1 BB: 0 P: 17	R: 0 E: 0 K: 0 S: 7	H: 1 LOB: 0 BB: 0 P: 9	R: 2 E: 1 K: 0 S: 14	H: 3 LOB: 3 BB: 1 P: 22	1B: 8 2B: 2 3B: 0 HR: 0	SF: 0 SAC: 1 DP: 3 HBP: 0	WP: 0 PB: 0 SB: 0 CS: 0	PA: 39		
PITCHER	IP WLS BF H R ER SO BB IBB HBP BLK WP HR S P ERA WHIP	IP WLS BF H R ER SO BB IBB HBP BLK WP HR S P ERA WHIP	IP WLS BF H R ER SO BB IBB HBP BLK WP HR S P ERA WHIP	IP WLS BF H R ER SO BB IBB HBP BLK WP HR S P ERA WHIP	IP WLS BF H R ER SO BB IBB HBP BLK WP HR S P ERA WHIP	IP WLS BF H R ER SO BB IBB HBP BLK WP HR S P ERA WHIP	IP WLS BF H R ER SO BB IBB HBP BLK WP HR S P ERA WHIP	IP WLS BF H R ER SO BB IBB HBP BLK WP HR S P ERA WHIP	IP WLS BF H R ER SO BB IBB HBP BLK WP HR S P ERA WHIP	IP WLS BF H R ER SO BB IBB HBP BLK WP HR S P ERA WHIP	IP WLS BF H R ER SO BB IBB HBP BLK WP HR S P ERA WHIP	IP WLS BF H R ER SO BB IBB HBP BLK WP HR S P ERA WHIP	IP WLS BF H R ER SO BB IBB HBP BLK WP HR S P ERA WHIP	IP WLS BF H R ER SO BB IBB HBP BLK WP HR S P ERA WHIP	IP WLS BF H R ER SO BB IBB HBP BLK WP HR S P ERA WHIP	IP WLS BF H R ER SO BB IBB HBP BLK WP HR S P ERA WHIP	IP WLS BF H R ER SO BB IBB HBP BLK WP HR S P ERA WHIP	IP WLS BF H R ER SO BB IBB HBP BLK WP HR S P ERA WHIP	IP WLS BF H R ER SO BB IBB HBP BLK WP HR S P ERA WHIP	IP WLS BF H R ER SO BB IBB HBP BLK WP HR S P ERA WHIP	IP WLS BF H R ER SO BB IBB HBP BLK WP HR S P ERA WHIP	
Josh Fogg, R ERA: 5.67 34 John Grabow, L ERA: 4.46 Brian Meadows, R ERA: 2.79 Michael Gonzalez, L ERA: 0.9 16 Salomon Torres, R ERA: 2.7	(1, 1) (6, 1) (7, 1) (7, 1) (8, 1) (9, 1)	(1, 1) (6, 1) (7, 1) (7, 1) (8, 1) (9, 1)	(1, 1) (6, 1) (7, 1) (7, 1) (8, 1) (9, 1)	(1, 1) (6, 1) (7, 1) (7, 1) (8, 1) (9, 1)	(1, 1) (6, 1) (7, 1) (7, 1) (8, 1) (9, 1)	(1, 1) (6, 1) (7, 1) (7, 1) (8, 1) (9, 1)	(1, 1) (6, 1) (7, 1) (7, 1) (8, 1) (9, 1)	(1, 1) (6, 1) (7, 1) (7, 1) (8, 1) (9, 1)	(1, 1) (6, 1) (7, 1) (7, 1) (8, 1) (9, 1)	(1, 1) (6, 1) (7, 1) (7, 1) (8, 1) (9, 1)	(1, 1) (6, 1) (7, 1) (7, 1) (8, 1) (9, 1)	(1, 1) (6, 1) (7, 1) (7, 1) (8, 1) (9, 1)	(1, 1) (6, 1) (7, 1) (7, 1) (8, 1) (9, 1)	(1, 1) (6, 1) (7, 1) (7, 1) (8, 1) (9, 1)	(1, 1) (6, 1) (7, 1) (7, 1) (8, 1) (9, 1)	(1, 1) (6, 1) (7, 1) (7, 1) (8, 1) (9, 1)	(1, 1) (6, 1) (7, 1) (7, 1) (8, 1) (9, 1)	(1, 1) (6, 1) (7, 1) (7, 1) (8, 1) (9, 1)	(1, 1) (6, 1) (7, 1) (7, 1) (8, 1) (9, 1)	(1, 1) (6, 1) (7, 1) (7, 1) (8, 1) (9, 1)	(1, 1) (6, 1) (7, 1) (7, 1) (8, 1) (9, 1)	(1, 1) (6, 1) (7, 1) (7, 1) (8, 1) (9, 1)

Atlanta Braves @ Pittsburgh Pirates
PNC Park, Pittsburgh, PA
Thu Jul 29 2004, 12:35 PM EDT
Att. 25,988 - Sunny - 78 F

livebaseballscorecards.com



Batter	1	2	3	4	5	6	7	8	9	AB	R	H	RBI	BB	SO	LOB
18 Jason Kendall, R OBP: 0.392, SLG: 0.387	0-1 1B SF7-6-3		1-2 G1-3			1-2 F9		2-1 L6		4	1	1	0	0	0	0
2 Jack Wilson, R OBP: 0.341, SLG: 0.475	1-0 1B SF7-6-3		1-1 E6 WP 1B			0-1 F8		0-0 G1-6-3		4	1	1	0	0	0	0
Rob Mackowiak, L OBP: 0.333, SLG: 0.471	0-0 SF7-6-3		1-2 1B 1 SAFE 1 SAFE 1 SAFE			4-0 1B BB		2-0 P6		2	0	1	2	1	0	0
Craig Wilson, R OBP: 0.374, SLG: 0.524	3-3 K		1-2 1B 1-H			0-1 1B 1-2		1-2 F8		4	0	1	0	0	2	0
Jason Bay, R OBP: 0.372, SLG: 0.598		0-0 G6-3				0-3 K		0-0 F9		4	0	0	0	0	2	2
Tike Redman, L OBP: 0.294, SLG: 0.372		2-2 1B S				0-0 G6-3		3-2 1B G3-6-3		3	0	2	0	0	0	0
Chris Stynes, R OBP: 0.271, SLG: 0.302		2-2 E6 G2-6-3				2-1 L5		1-2 F9		3	0	0	0	0	0	2
Jose Castillo, R OBP: 0.288, SLG: 0.324		2-2 G2-6-3				2-1 G6-3		1-2 G3-6-3		3	0	0	0	0	0	3
Josh Fogg, R OBP: 0.097, SLG: 0.097 34 John Grabow, L Brian Meadows, R Michael Gonzalez, R ERA: 2.95 16 Salomon Torres, R Bobby Hill, S OBP: 0.362, SLG: 0.362 Jose Mesa, R			0-0 G6-3			2-3 K		3-3 K		2	0	0	0	0	1	0

Inning Stats		R: 1	H: 2	R: 0	H: 1	R: 1	H: 1	R: 0	H: 0	R: 0	H: 0	R: 0	H: 1	R: 0	H: 1	R: 0	H: 0	R: 0	H: 0	1B: 6	SF: 1	WP: 1	PA: 32
		E: 0	LOB: 0	E: 1	LOB: 1	E: 1	LOB: 1	E: 0	LOB: 0	E: 0	LOB: 0	E: 0	LOB: 2	E: 0	LOB: 0	E: 0	LOB: 0	E: 0	LOB: 0	3B: 0	SAC: 0	PB: 1	
		K: 1	BB: 0	K: 0	BB: 0	K: 0	BB: 0	K: 2	BB: 0	K: 1	BB: 0	K: 0	BB: 1	K: 0	BB: 0	K: 1	BB: 0	K: 0	BB: 0	HR: 0	DP: 3	SB: 1	
		S: 9	P: 12	S: 10	P: 16	S: 10	P: 13	S: 8	P: 11	S: 9	P: 15	S: 11	P: 16	S: 12	P: 16	S: 6	P: 11	S: 6	P: 9		HBP: 0	CS: 0	


PITCHER																	IP	WLS	BF	H	R	ER	SO	BB	IBB	HBP	BLK	WP	HR	S	P	ERA	WHIP
John Thomson, R ERA: 4.56																	(1, 1)	6.0		23	5	2	1	5	1	0	0	1	0	57	83	1.50	1.000
Antonio Alfonseca, R ERA: 3.22																	(7, 1)	1.0		3	1	0	0	0	0	0	0	0	0	12	16	0.00	1.000
Juan Cruz, R ERA: 2.95																	(8, 1)	1.0	W	3	0	0	1	0	0	0	0	0	0	6	11	0.00	0.000
29 John Smoltz, R ERA: 1.9																	(9, 1)	1.0	S	3	0	0	0	0	0	0	0	0	0	6	9	0.00	0.000

BOTTOM

Atlanta Braves @ Pittsburgh Pirates
PNC Park, Pittsburgh, PA
Thu Jul 29 2004, 12:35 PM EDT
Att: 25,988 - Sunny - 78 F

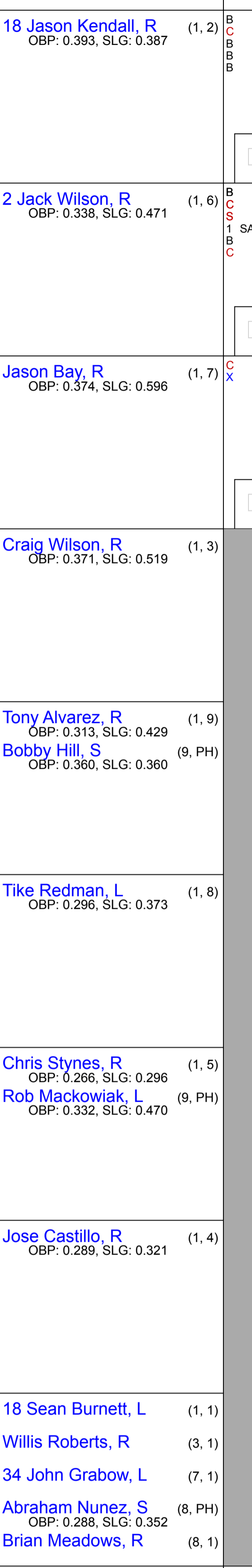
livebaseballscorecards.com

AB	30
R	2
H	6
RBI	2
BB	1
SO	6
LOB	7




Batter 1 2 3 4 5 6 7 8 9 AB R H RBI BB SO LOB TOP

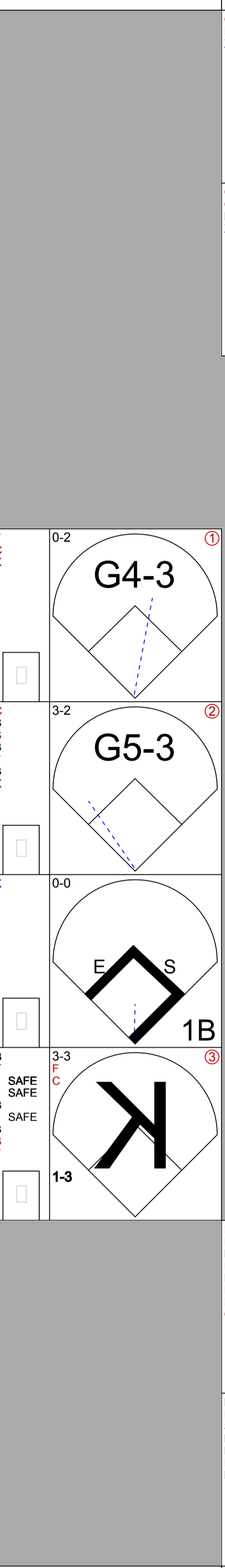
18 Jason Kendall, R (1, 2) OBP: 0.393, SLG: 0.387
2 Jack Wilson, R (1, 6) OBP: 0.338, SLG: 0.471
Jason Bay, R (1, 7) OBP: 0.374, SLG: 0.596
Craig Wilson, R (1, 3) OBP: 0.371, SLG: 0.519
Tony Alvarez, R (1, 9) OBP: 0.313, SLG: 0.429
Bobby Hill, S (9, PH) OBP: 0.360, SLG: 0.360
Tike Redman, L (1, 8) OBP: 0.296, SLG: 0.373
Chris Stynes, R (1, 5) OBP: 0.286, SLG: 0.296
Rob Mackowiak, L (9, PH) OBP: 0.332, SLG: 0.470
Jose Castillo, R (1, 4) OBP: 0.289, SLG: 0.321
18 Sean Burnett, L (1, 1)
Willis Roberts, R (3, 1)
34 John Grabow, L (7, 1)
Abraham Nunez, S (8, PH) OBP: 0.288, SLG: 0.352
Brian Meadows, R (8, 1)



Inning Stats
R: 0 H: 0
E: 0 LOB: 0
K: 1 BB: 1
S: 6 P: 12
R: 0 H: 1
E: 0 LOB: 1
K: 1 BB: 0
S: 13 P: 19
R: 0 H: 0
E: 0 LOB: 1
K: 1 BB: 1
S: 15 P: 22
R: 0 H: 1
E: 0 LOB: 0
K: 1 BB: 0
S: 5 P: 6
R: 0 H: 0
E: 0 LOB: 1
K: 1 BB: 1
S: 7 P: 16
R: 0 H: 1
E: 0 LOB: 1
K: 0 BB: 0
S: 9 P: 13
R: 0 H: 1
E: 0 LOB: 1
K: 0 BB: 1
S: 15 P: 23
R: 0 H: 2
E: 0 LOB: 2
K: 2 BB: 0
S: 14 P: 19
R: 0 H: 0
E: 0 LOB: 0
K: 1 BB: 0
S: 11 P: 16
1B: 6 SF: 0
2B: 0 SAC: 0
3B: 0 DP: 2
HR: 0 HBP: 0
WP: 0 PA: 34
PB: 0
SB: 1
CS: 1



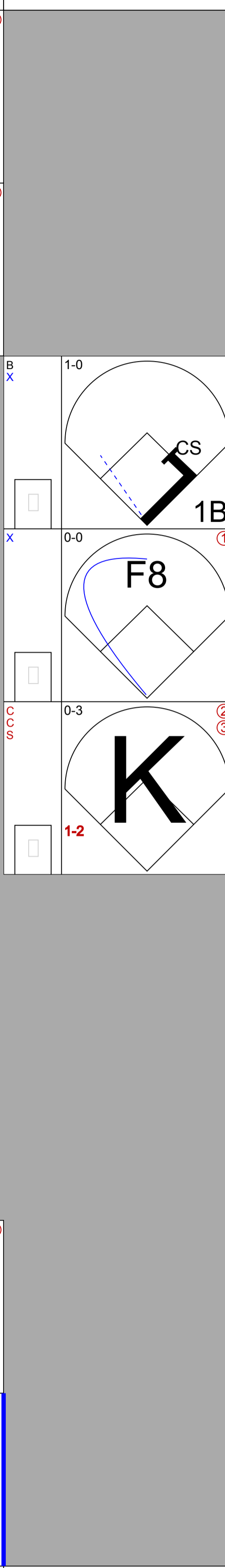
IP WLS BF H R ER SO BB IBB HBP BLK WP HR S P ERA WHIP
Doug Davis, L (1, 1) 7.0 W 26 4 0 0 5 4 0 0 0 0 0 0 70 111 0.00 1.143
Mike Adams, R (8, 1) 1.0 5 2 0 0 0 2 0 0 0 0 0 0 14 19 0.00 2.000
Luis Vizcaino, R (9, 1) 1.0 3 0 0 0 0 1 0 0 0 0 0 0 11 16 0.00 0.000



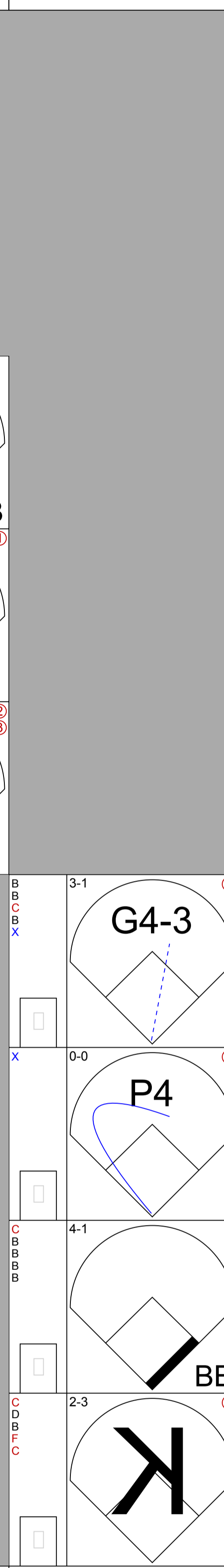
R: 0 H: 0
E: 0 LOB: 1
K: 1 BB: 1
S: 15 P: 22
R: 0 H: 0
E: 0 LOB: 1
K: 1 BB: 1
S: 7 P: 16
R: 0 H: 1
E: 0 LOB: 1
K: 0 BB: 1
S: 15 P: 23
R: 0 H: 2
E: 0 LOB: 2
K: 2 BB: 0
S: 14 P: 19
R: 0 H: 0
E: 0 LOB: 0
K: 1 BB: 0
S: 11 P: 16



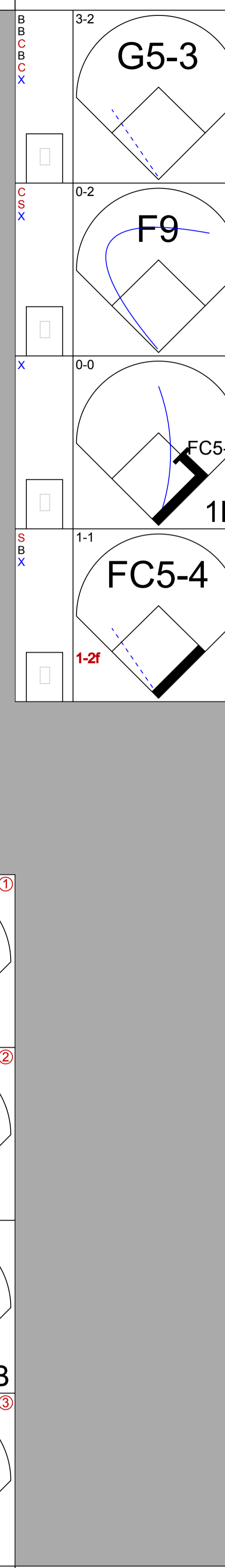
R: 0 H: 1
E: 0 LOB: 0
K: 1 BB: 0
S: 5 P: 6
R: 0 H: 0
E: 0 LOB: 1
K: 1 BB: 1
S: 7 P: 16
R: 0 H: 1
E: 0 LOB: 1
K: 0 BB: 1
S: 15 P: 23
R: 0 H: 2
E: 0 LOB: 2
K: 2 BB: 0
S: 14 P: 19
R: 0 H: 0
E: 0 LOB: 0
K: 1 BB: 0
S: 11 P: 16



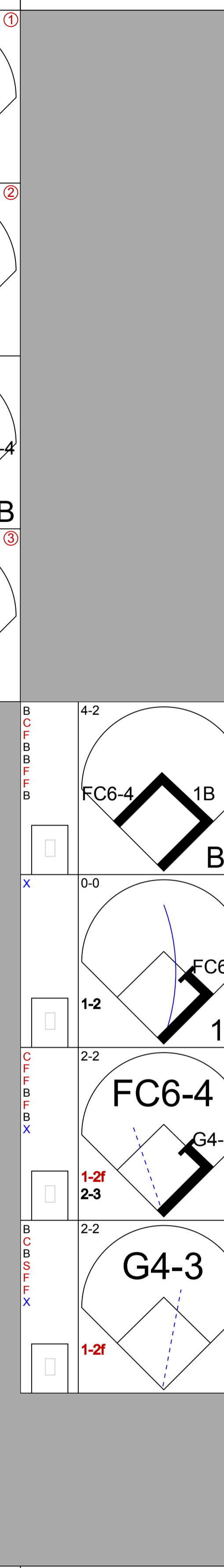
R: 0 H: 1
E: 0 LOB: 0
K: 1 BB: 0
S: 5 P: 6
R: 0 H: 0
E: 0 LOB: 1
K: 1 BB: 1
S: 7 P: 16
R: 0 H: 1
E: 0 LOB: 1
K: 0 BB: 1
S: 15 P: 23
R: 0 H: 2
E: 0 LOB: 2
K: 2 BB: 0
S: 14 P: 19
R: 0 H: 0
E: 0 LOB: 0
K: 1 BB: 0
S: 11 P: 16



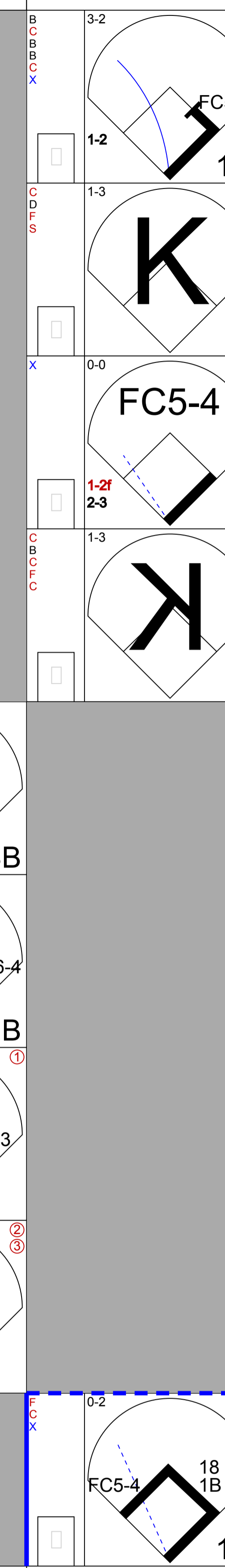
R: 0 H: 1
E: 0 LOB: 1
K: 0 BB: 0
S: 9 P: 13
R: 0 H: 1
E: 0 LOB: 1
K: 0 BB: 1
S: 15 P: 23
R: 0 H: 2
E: 0 LOB: 2
K: 2 BB: 0
S: 14 P: 19
R: 0 H: 0
E: 0 LOB: 0
K: 1 BB: 0
S: 11 P: 16



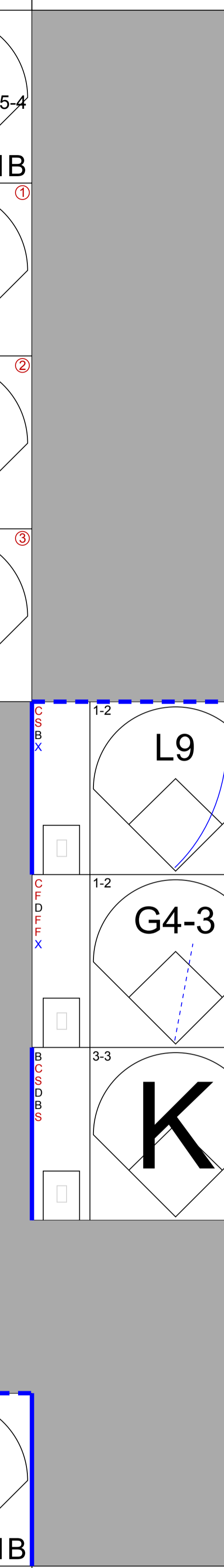
R: 0 H: 1
E: 0 LOB: 1
K: 0 BB: 0
S: 9 P: 13
R: 0 H: 1
E: 0 LOB: 1
K: 0 BB: 1
S: 15 P: 23
R: 0 H: 2
E: 0 LOB: 2
K: 2 BB: 0
S: 14 P: 19
R: 0 H: 0
E: 0 LOB: 0
K: 1 BB: 0
S: 11 P: 16



R: 0 H: 2
E: 0 LOB: 2
K: 2 BB: 0
S: 14 P: 19
R: 0 H: 0
E: 0 LOB: 0
K: 1 BB: 0
S: 11 P: 16
1B: 6 SF: 0
2B: 0 SAC: 0
3B: 0 DP: 2
HR: 0 HBP: 0



R: 0 H: 2
E: 0 LOB: 2
K: 2 BB: 0
S: 14 P: 19
R: 0 H: 0
E: 0 LOB: 0
K: 1 BB: 0
S: 11 P: 16
1B: 6 SF: 0
2B: 0 SAC: 0
3B: 0 DP: 2
HR: 0 HBP: 0



R: 0 H: 0
E: 0 LOB: 0
K: 1 BB: 0
S: 11 P: 16
1B: 6 SF: 0
2B: 0 SAC: 0
3B: 0 DP: 2
HR: 0 HBP: 0

Table with 9 columns (AB, R, H, RBI, BB, SO, LOB) and 10 rows of data for batters 1 through 10.

Pittsburgh Pirates @ Milwaukee Brewers
Miller Park, Milwaukee, WI
Fri Jul 30 2004, 7:05 PM CDT
Att. 34,702 - Dome - 78 F
AB 30
R 0
H 6
RBI 0
BB 4
SO 8
LOB 19
WP: 0 PA: 34
PB: 0
SB: 1
CS: 1



Batter	1	2	3	4	5	6	7	8	9
Scott Podsednik, L (1, 8) OBP: 0.322, SLG: 0.393	0-0 B1		4-1 2B BB	2-0 SAFE G6-4-3			0-3 K		
Brady Clark, R (1, 9) OBP: 0.374, SLG: 0.387	1-2 G6-3		1-1 BB E 2B			2-2 F9	1-2 1B		
Geoff Jenkins, L (1, 7) OBP: 0.309, SLG: 0.426	1-0 F8		2-1 BB E HBP			2-3 K	2-3 K		
Wes Helms, R (1, 5) OBP: 0.324, SLG: 0.321		3-1 G3-6-3 1B	4-2 E BB			3-2 G1-3	2-2 P6		
Lyle Overbay, L (1, 3) OBP: 0.394, SLG: 0.514		2-1 SAFE G3-6-3 1-2f	0-0 E1 L1-3			4-2 1B BB	1-2 F8		
2 Bill Hall, R (1, 4) OBP: 0.285, SLG: 0.398		2-2 G6-3	1-2 L1-3			0-1 P5	2-3 K		
Chad Moeller, R (1, 2) OBP: 0.291, SLG: 0.335			0-0 SH1-4 1B 2B 1B	2-0 F9		0-0 L9	1-0 P5		
Craig Counsell, L (1, 6) OBP: 0.361, SLG: 0.350			1-2 SH1-4 2B 1B	4-1 1B BB		1-1 1B			
Doug Davis, R (1, 1) OBP: 0.044, SLG: 0.023			0-2 SH1-4	0-2 G6-4-3 1B		1-3 K			
Mike Adams, R (8, 1)									
Luis Vizcaino, R (9, 1)									

Inning Stats	R: 0	H: 0	E: 0	K: 0	S: 6	R: 0	H: 1	E: 0	K: 0	S: 7	R: 5	H: 3	E: 1	K: 0	S: 21	R: 0	H: 1	E: 0	K: 0	S: 6	R: 0	H: 0	E: 0	K: 1	S: 11	R: 0	H: 1	E: 0	K: 1	S: 11	R: 0	H: 1	E: 0	K: 2	S: 12	R: 0	H: 0	E: 0	K: 1	S: 9
	0	0	0	0	8	0	1	0	0	14	0	3	0	0	14	0	1	0	0	18	0	0	0	0	18	0	1	0	0	17	0	1	0	0	17	0	0	0	13	

PITCHER	IP	WLS	BF	H	R	ER	SO	BB	IBB	HBP	BLK	WP	HR	S	P	ERA	WHIP
18 Sean Burnett, L (1, 1) ERA: 3.4	2.1	L	14	4	5	4	0	2	0	0	0	0	0	31	52	15.43	2.571
Willis Roberts, R (3, 1) ERA:	3.2		13	2	0	0	2	2	0	0	0	0	0	31	53	0.00	1.091
34 John Grabow, L (7, 1) ERA: 4.36	1.0		4	1	0	0	2	0	0	0	0	0	0	12	17	0.00	1.000
Brian Meadows, R (8, 1) ERA: 2.74	1.0		3	0	0	0	1	0	0	0	0	0	0	9	13	0.00	0.000


BOTTOM

Pittsburgh Pirates @ Milwaukee Brewers
Miller Park, Milwaukee, WI

Fri Jul 30 2004, 7:05 PM CDT
Att: 34,702 - Dome - 78 F

AB	28
R	5
H	7
RBI	4
BB	4
SO	5
LOB	12

livebaseballscorecards.com



WP	HR	S	P	ERA	WHIP
0	0	3	0	0.00	1.000
0	0	1	0	0.00	0.000
0	0	1	0	0.00	0.000

Batter	1	2	3	4	5	6	7	8	9	AB R H RBI BB SO LOB	TOP											
18 Jason Kendall, R OBP: 0.391, SLG: 0.384 (1, 2)	1-1 L6	2-1 FC6-4 2-H 1B			0-2 E5 1B 2B HBP		3-2 F9		1-0 P6	5 1 1 1 0 0 1												
2 Jack Wilson, R OBP: 0.341, SLG: 0.480 (1, 6)	3-1 2B	1-2 FC6-4 1-2f			2-1 SAFE HBP 1B		2-2 3B		0-0 F9	5 0 3 0 0 0 2												
Rob Mackowiak, L OBP: 0.332, SLG: 0.467 (1, 9)	0-1 F7		1-2 L6		3-1 HBP 1B		0-1 L5		2-1 CS 1-2	4 0 1 0 0 0 2												
Craig Wilson, R OBP: 0.367, SLG: 0.513 (1, 3)	2-1 F8		3-3 K		1-3 K		2-1 F8			4 0 0 0 0 2 5												
Jason Bay, R OBP: 0.372, SLG: 0.587 (1, 7)		2-3 K	1-3 K		3-2 HBP			1-1 L6		3 0 0 1 0 2 0												
Tike Redman, L OBP: 0.299, SLG: 0.375 (1, 8)		1-0 S 1B		1-0 F8	1-0 G4-3			0-1 1B		4 1 2 0 0 0 3												
Ty Wigginton, R OBP: 0.330, SLG: 0.481 (1, 5)		1-0 F8		0-3 K		1-0 G5-3		0-0 F8		4 0 0 0 0 1 2												
Bobby Hill, S OBP: 0.360, SLG: 0.360 (1, 4)		2-1 SAFE 2B 1B		1-3 K		0-0 L5		2-3 K		3 1 1 1 0 1 0 1 0 0 0 0 1 1												
Jose Castillo, R OBP: 0.288, SLG: 0.320 (7, 4)		1-2 1-H 18 1B 2B			0-1 F7	2-3 K			2-2 CS 1B	2 1 1 1 0 0 0 1 0 0 0 0 1 0 1 0 1 0 0 0 0 0 0 0 0 0 0 0												
Ryan Vogelsong, R OBP: 0.333, SLG: 0.389 (1, 1)																						
19 Jose Bautista, R OBP: 0.278, SLG: 0.224 (8, PH)																						
34 John Grabow, L (6, 1)																						
Brian Meadows, R (7, 1)																						
Michael Gonzalez, R OBP: 1.000, SLG: 2.000 (8, 1)																						
Abraham Nunez, S OBP: 0.293, SLG: 0.357 (8, PH)																						
Jose Mesa, R (9, 1)																						
Inning Stats	R: 0 E: 0 K: 0 S: 8	H: 1 LOB: 1 BB: 0 P: 14	R: 3 E: 0 K: 1 S: 15	H: 4 LOB: 1 BB: 0 P: 25	R: 0 E: 0 K: 2 S: 10	H: 0 LOB: 0 BB: 0 P: 15	R: 0 E: 0 K: 2 S: 8	H: 0 LOB: 0 BB: 0 P: 10	R: 1 E: 1 K: 1 S: 16	H: 2 LOB: 3 BB: 0 P: 26	R: 0 E: 0 K: 1 S: 5	H: 0 LOB: 0 BB: 0 P: 8	R: 0 E: 0 K: 0 S: 14	H: 1 LOB: 1 BB: 0 P: 21	R: 0 E: 0 K: 1 S: 9	H: 1 LOB: 1 BB: 0 P: 12	R: 0 E: 0 K: 0 S: 7	H: 1 LOB: 0 BB: 0 P: 12	1B: 7 2B: 2 3B: 1 HR: 0	SF: 0 SAC: 0 DP: 0 HBP: 1	WP: 0 PB: 0 SB: 1 CS: 1	PA: 39
PITCHER	IP WLS BF H R ER SO BB IBB HBP BLK WP HR S P ERA WHIP																					
Victor Santos, R ERA: 3.66 (1, 1)	5.0 L 24 7 4 3 6 0 0 1 0 0 0 0 57 90 5.40 1.400																					
Dave Burba, R ERA: 3.83 (6, 1)	2.0 7 1 0 0 1 0 0 0 0 0 0 0 19 29 0.00 0.500																					
Matt Wise, R ERA: 3.07 (8, 1)	1.0 4 1 0 0 1 0 0 0 0 0 0 0 9 12 0.00 1.000																					
Matt Kinney, R ERA: 5.7 (9, 1)	1.0 3 1 0 0 0 0 0 0 0 0 0 0 7 12 0.00 1.000																					

Pittsburgh Pirates @ Milwaukee Brewers
 Miller Park, Milwaukee, WI
 Sat Jul 31 2004, 6:05 PM CDT
 Att. 35,152 - Sunny - 81 F

AB	37
R	4
H	10
RBI	4
BB	0
SO	8
LOB	16



WP: 0	PA: 39
-------	--------

BOTTOM

Pittsburgh Pirates @ Milwaukee Brewers
Miller Park, Milwaukee, WI
Sat Jul 31 2004, 6:05 PM CDT
Att. 35,152 - Sunny - 81 F

livebaseballscorecards.com

AB 30
R 1
H 5
RBI 1
BB 1
SO 7
LOB 7



WP: 0 PA: 31
PB: 0
SB: 0
CS: 0

AB R H RBI BB SO LOB

4 0 1 0 0 0 1

4 0 0 0 0 0 1

4 1 1 1 0 1 0

4 0 0 0 0 1 0

3 0 2 0 0 1 0

3 0 0 0 0 3 2

3 0 1 0 0 0 1

3 0 0 0 0 0 2

1B: 4 SF: 0
2B: 1 SAC: 0
3B: 0 DP: 2
HR: 1 HBP: 0

Batter	1	2	3	4	5	6	7	8	9
Scott Podsednik, L (1, 8) OBP: 0.321, SLG: 0.392	3-2 F7 ①		3-2 L3 ②			1-0 G4-6-3 1B		1-1 L8 ③	
Brady Clark, R (1, 9) OBP: 0.368, SLG: 0.380	3-2 F8 ②		0-0 G4-3 ③			0-1 G4-6-3 ③		1-2 G5-3 ①	
Geoff Jenkins, L (1, 7) OBP: 0.309, SLG: 0.432	3-2 P6 ③			1-0 HR		2-3 K ③		0-0 G4-3 ②	
Wes Helms, R (1, 5) OBP: 0.318, SLG: 0.315		3-3 K ①		2-2 F8 ①		1-1 G6-3 ①		1-0 G5-3 ③	
Lyle Overbay, L (1, 3) OBP: 0.395, SLG: 0.516		0-0 1B 1B		1-3 K ②		0-0 1B			
2 Bill Hall, R (1, 4) OBP: 0.281, SLG: 0.393		0-3 K ②		3-3 K ③		1-3 K ②			
Gary Bennett, R (1, 2) OBP: 0.256, SLG: 0.262		2-1 1B			0-0 P2 ①		2-2 F9 ③		
Craig Counsell, L (1, 6) OBP: 0.358, SLG: 0.346		1-0 G4-3 ③			2-1 G4-3 ②			1-2 G5-3 ①	
Victor Santos, R (1, 1) Ben Griffey, L (5, PH) Dave Burba, R (6, 1) Matt Wise, R (8, 1) Russell Branyan, L (8, PH) Matt Kinney, R (9, 1) OBP: 0.180, SLG: 0.130 OBP: 0.382, SLG: 0.423			4-0 L3 BB		2-0 F8 ③			2-3 K ②	

Inning Stats	R: 0	H: 0	E: 0	K: 14	S: 14	R: 0	H: 2	E: 0	K: 10	S: 10	R: 0	H: 0	E: 0	K: 4	S: 4	R: 1	H: 1	E: 0	K: 2	S: 12	R: 0	H: 0	E: 0	K: 4	S: 8	R: 0	H: 1	E: 0	K: 1	S: 6	R: 0	H: 1	E: 0	K: 1	S: 9	R: 0	H: 0	E: 0	K: 1	S: 9	R: 0	H: 0	E: 0	K: 5	S: 7
	LOB: 0	BB: 23				LOB: 2	BB: 0				LOB: 0	BB: 1				LOB: 0	BB: 0				LOB: 0	BB: 0					LOB: 1	BB: 0			LOB: 0	BB: 9			LOB: 0	BB: 13			LOB: 0	BB: 7					

PITCHER	IP	WLS	BF	H	R	ER	SO	BB	IBB	HBP	BLK	WP	HR	S	P	ERA	WHIP
Ryan Vogelsong, R (1, 1) ERA: 6.4	5.0	W	18	3	1	1	4	1	0	0	0	0	1	44	77	1.80	0.800
34 John Grabow, L (6, 1) ERA: 4.26	1.0	H	3	1	0	0	1	0	0	0	0	0	0	6	9	0.00	1.000
Brian Meadows, R (7, 1) ERA: 2.68	1.0	H	4	1	0	0	1	0	0	0	0	0	0	9	13	0.00	1.000
Michael Gonzalez, L (8, 1) ERA: 0.86	1.0	H	3	0	0	0	1	0	0	0	0	0	0	9	13	0.00	0.000
Jose Mesa, R (9, 1) ERA: 2.33	1.0	S	3	0	0	0	0	0	0	0	0	0	0	5	7	0.00	0.000

Batter	1	2	3	4	5	6	7	8	9	AB R H RBI BB SO LOB	TOP					
18 Jason Kendall, R OBP: 0.391, SLG: 0.386 (1, 2)	2-1 F9		1-1 G4-3		0-3 K2-3		2-1 1B 2B		2-0 2B SF9 HBP	4 2 1 1 0 1 1						
2 Jack Wilson, R OBP: 0.344, SLG: 0.486 (1, 6)	0-0 F9		0-1 1B		1-0 CS 2B		1-3 K		3-1 SF9 2B	5 0 3 2 0 1 1						
Rob Mackowiak, L OBP: 0.332, SLG: 0.470 (1, 9)	1-0 HR 2B		0-2 K		3-3 K 2-3		0-2 2-H 1B		3-2 SF9	4 1 2 2 0 2 2						
Randall Simon, L OBP: 0.267, SLG: 0.270 (1, 3)	0-1 HR 2-H		1-2 1B		0-0 G3		1-1 1B		2-1 P4	5 1 3 2 0 0 1						
Jason Bay, R OBP: 0.370, SLG: 0.581 (1, 7)	1-2 G6-3		0-3 K		3-1 FC4-6 1B		1-2 P5			4 0 1 0 0 1 3						
Tike Redman, L OBP: 0.295, SLG: 0.370 (1, 8)		0-0 P6		0-1 F7		1-0 FC4-6 1-2f		0-0 F9		4 0 0 0 0 0 2						
Ty Wigginton, R OBP: 0.327, SLG: 0.475 (1, 5)		2-1 L8		2-1 G6-3		0-0 F9		1-3 K		4 0 0 0 0 1 2						
Abraham Nunez, S OBP: 0.299, SLG: 0.362 (1, 4)		0-2 1B		1-2 G3		2-2 SH3-4 18 2B 1B		2-2 G1-3		4 1 2 0 0 0 0						
Kip Wells, R OBP: 0.225, SLG: 0.270 Michael Gonzalez, R OBP: 1.000, SLG: 2.000 16 Salomon Torres, R (8, 1) 34 John Grabow, L (8, 1) Bobby Hill, S OBP: 0.363, SLG: 0.380 Brian Meadows, R (9, PH)		0-3 K		0-0 2 2B 2B		1-0 SH3-4		4-2 18 HBP 2 2B BB		2 1 1 0 0 1 1 0 1 0 0 1 0 0 0 0 0 0 0 0 0						
Inning Stats	R: 2 H: 2 E: 0 LOB: 0 K: 0 BB: 0 S: 9 P: 13	R: 0 H: 1 E: 0 LOB: 1 K: 1 BB: 0 S: 9 P: 11	R: 0 H: 2 E: 0 LOB: 2 K: 2 BB: 0 S: 13 P: 15	R: 0 H: 0 E: 0 LOB: 0 K: 0 BB: 0 S: 7 P: 10	R: 1 H: 2 E: 0 LOB: 0 K: 2 BB: 0 S: 11 P: 15	R: 0 H: 1 E: 0 LOB: 1 K: 0 BB: 0 S: 5 P: 9	R: 2 H: 3 E: 0 LOB: 1 K: 1 BB: 0 S: 12 P: 18	R: 0 H: 1 E: 0 LOB: 1 K: 1 BB: 0 S: 13 P: 16	R: 2 H: 1 E: 0 LOB: 1 K: 0 BB: 1 S: 16 P: 32	1B: 7 SF: 1 2B: 5 SAC: 1 3B: 0 DP: 0 HR: 1 HBP: 1	WP: 0 PA: 40 PB: 0 SB: 0 CS: 1					
PITCHER	IP WLS BF H R ER SO BB IBB HBP BLK WP HR S P ERA WHIP															
15 Ben Sheets, R ERA: 2.76 (1, 1)	7.0	30	11	5	5	6	0	0	0	0	0	1	66	91	6.43	1.571
Mike Adams, R ERA: 1.67 (8, 1)	1.0	4	1	0	0	1	0	0	0	0	0	0	13	16	0.00	1.000
Dan Kolb, R ERA: 1.91 (9, 1)	0.1	H	4	1	2	2	1	0	1	0	0	0	9	20	54.00	6.000
Luis Vizcaino, R ERA: 3.38 (9, 1)	0.2	W	2	0	0	0	0	0	0	0	0	0	7	12	0.00	0.000

Pittsburgh Pirates @ Milwaukee Brewers
 Miller Park, Milwaukee, WI
 Sun Aug 01 2004, 1:05 PM CDT
 Att. 25,047 - Cloudy - 82 F

AB	36
R	7
H	13
RBI	7
BB	1
SO	7
LOB	13



Batter	1	2	3	4	5	6	7	8	9	AB	R	H	RBI	BB	SO	LOB
Scott Podsednik, L (1, 8) OBP: 0.322, SLG: 0.397			G6-3		L8		G6-3 1B	WP 3B		5	1	2	1	0	1	0
Brady Clark, R (1, 9) OBP: 0.368, SLG: 0.380	BB 1B		G6-3		G6-3		G6-3 1B	L8		5	0	2	0	0	0	0
Geoff Jenkins, L (1, 7) OBP: 0.312, SLG: 0.444	BB 1B			K	HR		G6-3		1B 2B	5	2	3	2	0	1	2
Russell Branyan, L (1, 5) OBP: 0.294, SLG: 0.429	G5-4-3			1B 2B			F9		1B	1	1	1	0	2	0	0
Wes Helms, R (7, PH) OBP: 0.320, SLG: 0.317	BB				BB				1B	2	0	1	0	0	0	2
Lyle Overbay, L (1, 3) OBP: 0.396, SLG: 0.513	G5-4-3			G4-3 1B	K		K		1B	4	1	1	0	1	2	6
2 Bill Hall, R (1, 4) OBP: 0.288, SLG: 0.402			K		G4-3 1B		K		F9 1B 2B	5	1	3	2	0	2	0
Chad Moeller, R (1, 2) OBP: 0.290, SLG: 0.333			G5-3		G4-3		CS 1B		F9	4	0	1	1	0	0	2
Craig Counsell, L (1, 6) OBP: 0.359, SLG: 0.346			P6		15 1B		K		E' S 3B 1B	3	1	1	1	1	1	1
15 Ben Sheets, R (1, 1) OBP: 0.122, SLG: 0.077			K						K	2	0	1	0	0	1	0
Ben Grifone, L (7, PH) OBP: 0.384, SLG: 0.426										1	1	1	0	0	0	0
Mike Adams, R (8, 1)										0	0	0	0	0	0	0
Trent Durrington, R (8, PH) OBP: 0.235, SLG: 0.375										1	0	0	0	0	1	1
Dan Kolb, R (9, 1)										0	0	0	0	0	0	0
Luis Vizcaino, R (9, 1)					1-3 2-H					0	0	0	0	0	0	0

Inning Stats	R: 0	H: 2	E: 0	LOB: 2	K: 1	BB: 1	S: 13	R: 0	H: 0	E: 0	LOB: 0	K: 1	BB: 0	S: 7	R: 0	H: 0	E: 0	LOB: 0	K: 1	BB: 0	S: 8	R: 2	H: 4	E: 0	LOB: 2	K: 1	BB: 1	S: 12	R: 1	H: 1	E: 0	LOB: 1	K: 2	BB: 0	S: 10	R: 1	H: 3	E: 0	LOB: 2	K: 1	BB: 0	S: 15	R: 3	H: 3	E: 0	LOB: 0	K: 1	BB: 0	S: 13	R: 1	H: 3	E: 0	LOB: 3	K: 0	BB: 1	S: 5	1B: 12	2B: 4	3B: 1	SF: 0	SAC: 0	DP: 2	HBP: 0	WP: 1	PA: 42
--------------	------	------	------	--------	------	-------	-------	------	------	------	--------	------	-------	------	------	------	------	--------	------	-------	------	------	------	------	--------	------	-------	-------	------	------	------	--------	------	-------	-------	------	------	------	--------	------	-------	-------	------	------	------	--------	------	-------	-------	------	------	------	--------	------	-------	------	--------	-------	-------	-------	--------	-------	--------	-------	--------

PITCHER	IP	WLS	BF	H	R	ER	SO	BB	IBB	HBP	BLK	WP	HR	S	P	ERA	WHIP
Kip Wells, R (1, 1) ERA: 4.45	6.0		27	9	4	4	7	2	1	0	0	0	0	65	99	6.00	1.833
Michael Gonzalez, L (7, 1) ERA: 0.82	1.0	H	5	2	0	0	1	0	0	0	0	0	0	14	24	0.00	2.000
16 Salomon Torres, R (8, 1) ERA: 2.84	0.1	H	2	1	1	1	0	0	0	0	0	0	0	3	5	27.00	3.000
34 John Grabow, L (8, 1) ERA: 4.6	0.2	B	4	2	2	2	1	0	0	0	0	1	0	10	16	27.00	3.000
Brian Meadows, R (9, 1) ERA: 2.86	0.0	L	4	3	1	1	0	0	1	0	0	0	0	5	9	∞	∞

BOTTOM

Pittsburgh Pirates @ Milwaukee Brewers
Miller Park, Milwaukee, WI

Sun Aug 01 2004, 1:05 PM CDT
Att: 25,047 - Cloudy - 82 F

AB	38
R	8
H	17
RBI	7
BB	4
SO	9
LOB	14



Batter	1	2	3	4	5	6	7	8	9	AB R H RBI BB SO LOB	TOP
18 Jason Kendall, R OBP: 0.387, SLG: 0.382 (1, 2) C X	0-1 F8		1-1 G5-4-3 1-2f			0-1 L9			0-1 G1-3	4 0 0 0 0 0 2	Pittsburgh Pirates @ Los Angeles Dodgers Dodger Stadium, Los Angeles, CA Tue Aug 03 2004, 7:10 PM PDT Att. 34,581 - Sunny - 70 F livebaseballscorecards.com
2 Jack Wilson, R OBP: 0.341, SLG: 0.481 (1, 6) B X	2-0 F7			1-1 F7		0-1 G6-3			0-2 G3	4 0 0 0 0 0 1	
Rob Mackowiak, L OBP: 0.332, SLG: 0.468 (1, 9) B C B B C C C	3-3 K			0-0 G1			1-3 K		3-2 DI 1B	4 1 1 1 0 2 0	
Craig Wilson, R OBP: 0.366, SLG: 0.510 (1, 3) X		0-0 L9		1-2 G5-3			0-1 G5-3		1-1 1B	4 0 1 1 0 0 0	
Jason Bay, R OBP: 0.368, SLG: 0.575 (1, 7) C B B B X		2-2 1B			1-1 F8		0-1 G5-3		1-3 K	4 0 1 0 0 1 1	
Tike Redman, L OBP: 0.296, SLG: 0.370 (1, 8) C B X		1-1 L9			3-1 FC6 1B			3-2 G6-3		3 0 1 0 0 0 1	
Ty Wigginton, R OBP: 0.324, SLG: 0.471 (1, 5) 1 SAFE 1 SAFE 1 SAFE C X	0-1 F7			1-2 FC6 1-2f			0-1 G4-3			3 0 0 0 0 0 2	
Jose Castillo, R OBP: 0.284, SLG: 0.316 (1, 4) F B B B B X			3-2 F9		2-3 K			0-0 F8		3 0 0 0 0 1 1	
Oliver Pérez, L OBP: 0.231, SLG: 0.189 (8, PH) F B B B B X			4-2 B 18 G5-4-3 BB			3-3 K			4-2 2 G3 18 G1-3 1B BB	0 0 0 0 0 1 0 0 1 0 0 0 0 0 1 0 1 0 0 0 1 0 0 0	
34 John Grabow, L 16 Salomon Torres, R Bobby Hill, S OBP: 0.366, SLG: 0.360 (8, PH) F B B B B X											
Inning Stats	R: 0 H: 0 E: 0 LOB: 0 K: 1 BB: 0 S: 10 P: 15	R: 0 H: 1 E: 0 LOB: 1 K: 0 BB: 0 S: 8 P: 11	R: 0 H: 0 E: 0 LOB: 0 K: 0 BB: 1 S: 11 P: 19	R: 0 H: 0 E: 0 LOB: 0 K: 0 BB: 0 S: 8 P: 10	R: 0 H: 1 E: 1 LOB: 1 K: 1 BB: 0 S: 10 P: 17	R: 0 H: 0 E: 0 LOB: 0 K: 1 BB: 0 S: 7 P: 10	R: 0 H: 0 E: 0 LOB: 0 K: 1 BB: 0 S: 7 P: 8	R: 0 H: 0 E: 0 LOB: 0 K: 0 BB: 0 S: 7 P: 10	R: 2 H: 2 E: 0 LOB: 1 K: 1 BB: 1 S: 20 P: 29	1B: 4 SF: 0 2B: 0 SAC: 0 3B: 0 DP: 1 HR: 0 HBP: 0	WP: 0 PA: 32 PB: 0 SB: 0 CS: 0
PITCHER 31 Brad Penny, R ERA: 2.97 Eric Gagne, R ERA: 1.73	IP WLS BF H R ER SO BB IBB HBP BLK WP HR S P ERA WHIP	8.0 W 26 2 0 0 4 1 0 0 0 0 0 0 68 100 0.00 0.375	1.0 S 6 2 2 2 1 1 0 0 0 0 0 0 20 29 18.00 3.000								

AB	30
R	2
H	4
RBI	2
BB	2
SO	5
LOB	8



Batter	1	2	3	4	5	6	7	8	9	AB	R	H	RBI	BB	SO	LOB
Cesar Izturis, S OBP: 0.346, SLG: 0.394 (1, 6)	1-2 SH1-3 2B 1B		0-3 K	0-1 G6-3			0-1 SH2-3 2B			4	1	2	0	0	1	0
Steve Finley, L OBP: 0.341, SLG: 0.491 (1, 8)	1-1 SH1-3 1-2		4-1 1B 1B BB			4-0 BB	0-1 SH2-3 2-3			0	1	0	0	2	0	0
Milton Bradley, S OBP: 0.376, SLG: 0.450 (1, 9)	1-3 K		1-0 L7			1 SAFE 1 SAFE K	0-3 K			4	0	0	0	0	3	4
Adrián Beltré, R OBP: 0.375, SLG: 0.616 (1, 5)	2-2 2-H 2B		1-2 1B 1-3 1B 1B			0-3 K	4-0 IBB			3	1	2	1	1	1	1
Shawn Green, L OBP: 0.342, SLG: 0.433 (1, 3)	1-2 G3-1		1-1 1B 1-2 1B 3-H			1 SAFE 2-3 K	1-3 K			4	0	1	1	0	2	4
Jayson Werth, R OBP: 0.352, SLG: 0.516 (1, 7)		0-1 F8	1-0 1B 1-2 2-H			1-0 L7		3-2 G5-3		4	0	1	1	0	0	0
José Hernández, R OBP: 0.390, SLG: 0.522 (1, 4)		4-2 BB	2-3 K			3-3 K		2-3 K		3	0	0	0	1	3	2
Alex Cora, L OBP: 0.381, SLG: 0.405 (9, 4)										0	0	0	0	0	0	0
David Ross, R OBP: 0.262, SLG: 0.304 (1, 2)		0-3 K		0-3 K		4-2 BB		2-1 1B		3	0	1	0	1	2	1
31 Brad Penny, R OBP: 0.060, SLG: 0.060 (1, 1)		1-3 K		2-3 K		0-1 G6-3		3-2 L8		3	0	0	0	0	2	2
Jason Grabowski, L OBP: 0.315, SLG: 0.438 (8, PH)										1	0	0	0	0	0	1
Eric Gagne, R OBP: 0.315, SLG: 0.438 (9, 1)										0	0	0	0	0	0	0

Inning Stats	R: 1	H: 2	E: 0	K: 1	S: 14	R: 0	H: 0	E: 0	K: 2	S: 11	R: 0	H: 3	E: 0	K: 2	S: 16	R: 0	H: 0	E: 0	K: 2	S: 9	R: 0	H: 0	E: 0	K: 3	S: 17	R: 0	H: 0	E: 0	K: 1	S: 8	R: 0	H: 1	E: 0	K: 2	S: 10	R: 0	H: 1	E: 0	K: 1	S: 13
	LOB: 1	BB: 0				LOB: 1	BB: 1				LOB: 2	BB: 1				LOB: 0	BB: 0				LOB: 1	BB: 1		LOB: 1	BB: 1		LOB: 2	BB: 1		LOB: 1	BB: 1		LOB: 1	BB: 0		LOB: 1	BB: 0		LOB: 1	BB: 23

PITCHER	IP	WLS	BF	H	R	ER	SO	BB	IBB	HBP	BLK	WP	HR	S	P	ERA	WHIP
Oliver Pérez, L ERA: 3.13 (1, 1)	5.0	L	23	5	3	3	10	3	0	0	0	0	0	67	98	5.40	1.600
Willis Roberts, R ERA: (6, 1)	1.0		4	0	0	0	1	1	0	0	0	0	0	8	16	0.00	1.000
34 John Grabow, L ERA: 4.5 (7, 1)	1.0		5	1	0	0	2	0	1	0	0	0	0	10	15	0.00	1.000
16 Salomon Torres, R ERA: 2.79 (8, 1)	1.0		4	1	0	0	1	0	0	0	0	0	0	13	23	0.00	1.000

BOTTOM

Pittsburgh Pirates @ Los Angeles Dodgers
Dodger Stadium, Los Angeles, CA

Tue Aug 03 2004, 7:10 PM PDT
Att: 34,581 - Sunny - 70 F

livebaseballscores.com

AB	29
R	3
H	7
RBI	3
BB	5
SO	14
LOB	15



WP: 0	PA: 36
PB: 0	
SB: 0	
CS: 0	

Batter	1	2	3	4	5	6	7	8	9	AB R H RBI BB SO LOB	TOP		
18 Jason Kendall, R OBP: 0.388, SLG: 0.383 (1, 2)	0-1 G6-3		1-1 G4-6-3 1B			1-2 1B		3-2 G5-3		4 0 2 1 0 0 0	Pittsburgh Pirates @ Los Angeles Dodgers Dodger Stadium, Los Angeles, CA Wed Aug 04 2004, 7:10 PM PDT Att. 34,792 - Sunny - 72 F		
2 Jack Wilson, R OBP: 0.340, SLG: 0.479 (1, 6)	0-1 G6-3		0-1 G4-6-3 1-2f			0-0 F9 1B		1-2 F8		4 0 1 0 0 0 2			
Rob Mackowiak, L OBP: 0.331, SLG: 0.465 (1, 9)	1-0 P5					1-0 F9 1B		1-3 K		4 0 1 0 0 1 2			
Craig Wilson, R OBP: 0.363, SLG: 0.505 (1, 7)		3-3 K				1-2 G6-3		2-3 K		4 0 0 0 0 3 3			
Randall Simon, L OBP: 0.262, SLG: 0.265 (1, 3)		0-1 G4-3			2-0 G1-6-3 1-2f			2-1 G1-6-3		3 0 0 0 0 0 1			
Tike Redman, L OBP: 0.293, SLG: 0.367 (1, 8)		1-0 F7				1-0 G4-3		1-1 G4-3		3 0 0 0 0 0 0			
Ty Wigginton, R OBP: 0.324, SLG: 0.469 (1, 5)			0-2 1B 18 1B 1B			0-2 G6-3		0-0 G3-1		3 1 1 0 0 0 0			
Bobby Hill, S OBP: 0.366, SLG: 0.359 (1, 4)			3-1 18 1B SH1-4 1B			1-0 G4-3		0-0 G5-3		3 0 1 0 0 0 0			
Josh Fogg, R OBP: 0.094, SLG: 0.094 (1, 1)			2-0 SH1-4			2-2 G5-3		2-3 K		1 0 0 0 0 0 0			
Abraham Nunez, S OBP: 0.295, SLG: 0.356 (8, PH)			1-2							1 0 0 0 0 1 0			
Michael Gonzalez, R OBP: 1.000, SLG: 2.000 (8, 1)										0 0 0 0 0 0 0			
Inning Stats	R: 0 E: 0 K: 0 S: 5 H: 0 LOB: 0 BB: 0 P: 6	R: 0 E: 0 K: 1 S: 7 H: 0 LOB: 0 BB: 0 P: 11	R: 1 E: 0 K: 0 S: 10 H: 3 LOB: 1 BB: 0 P: 16	R: 0 E: 0 K: 1 S: 6 H: 1 LOB: 0 BB: 0 P: 8	R: 0 E: 0 K: 0 S: 5 H: 0 LOB: 0 BB: 0 P: 7	R: 0 E: 0 K: 0 S: 12 H: 2 LOB: 2 BB: 0 P: 17	R: 0 E: 0 K: 0 S: 5 H: 0 LOB: 0 BB: 0 P: 8	R: 0 E: 0 K: 1 S: 7 H: 0 LOB: 0 BB: 0 P: 12	R: 0 E: 0 K: 2 S: 10 H: 0 LOB: 0 BB: 0 P: 14	1B: 6 2B: 0 3B: 0 HR: 0 SF: 0 SAC: 1 DP: 2 HBP: 0	WP: 0 PB: 0 SB: 0 CS: 0 PA: 31		
PITCHER	IP WLS BF H R ER SO BB IBB HBP BLK WP HR S P ERA WHIP											PITCHER	IP WLS BF H R ER SO BB IBB HBP BLK WP HR S P ERA WHIP
Jose Lima, R ERA: 4.01 (1, 1)	7.0 W 25 6 1 1 2 0 0 0 0 0 0 0 50 73 1.29 0.857												
37 Darren Dreifort, R ERA: 3.45 (8, 1)	1.0 H 3 0 0 0 1 0 0 0 0 0 0 0 7 12 0.00 0.000												
Eric Gagne, R ERA: 1.7 (9, 1)	1.0 S 3 0 0 0 2 0 0 0 0 0 0 0 10 14 0.00 0.000												

livebaseballscorecards.com

AB	30
R	1
H	6
RBI	1
BB	0
SO	5
LOB	8



Batter	1	2	3	4	5	6	7	8	9
Alex Cora, L OBP: 0.386, SLG: 0.426 (1, 4)	2-2 G4-3		0-1 G3 2B		2-1 G1-2-3 2B 1B		2-1 HR		
Steve Finley, L OBP: 0.343, SLG: 0.498 Jayson Werth, R OBP: 0.350, SLG: 0.512 (1, 8) (6, 7)	0-1 1B 2B		0-0 P5		2-1 1-3 2B		2-0 L4		
Milton Bradley, S OBP: 0.377, SLG: 0.449 (1, 7) (6, 8)	2-2 G6-4-3 1B		1-0 G3		4-0 IBB			3-3 K	
Adrián Beltré, R OBP: 0.373, SLG: 0.612 (1, 5)	0-1 G6-4-3 1-2f		4-0 BB		2-2 G1-2-3 3-HF			1-3 K	
Shawn Green, L OBP: 0.341, SLG: 0.431 (1, 9)		0-3 K	3-2 G4-3		2-0 F7			1-2 1B	
Hee-Seop Choi, L OBP: 0.387, SLG: 0.497 Olmedo Saenz, R OBP: 0.326, SLG: 0.452 Eric Gagne, R (1, 3) (8, PH) (9, 1)		1-2 E 2B		2-3 K		0-0 F9		2-3 K	
José Hernández, R OBP: 0.395, SLG: 0.526 (1, 6)		0-2 E8 G3 2-H 1B		0-1 G4-6-3 1B		3-3 K			
Brent Mayne, L OBP: 0.330, SLG: 0.327 (1, 2)		1-0 G3		1-0 G4-6-3 1-2f		2-1 P5			
Jose Lima, R OBP: 0.194, SLG: 0.167 Jason Grabowski, L OBP: 0.313, SLG: 0.435 37 Darren Dreifort, R Robin Ventura, L OBP: 0.321, SLG: 0.327 (1, 1) (7, PH) (8, 1) (9, 3)		1-2 G6-3		0-1 G6-3		0-3 K			

AB	R	H	RBI	BB	SO	LOB
4	1	3	1	0	0	0
3	0	2	0	0	0	1
1	0	0	0	0	0	0
3	0	1	0	1	1	1
3	0	0	0	1	1	5
4	0	1	0	0	1	2
3	1	1	0	0	1	0
1	0	0	0	0	1	1
0	0	0	0	0	0	0
3	0	2	1	0	1	0
3	0	0	0	0	0	2
2	0	0	0	0	0	1
1	0	0	0	0	1	0
0	0	0	0	0	0	0
0	0	0	0	0	0	0

AB	R	H	RBI	BB	SO	LOB
31	2	10	2	2	7	13

Inning Stats		R	H	E	K	S	IP	WLS	BF	H	R	ER	SO	BB	IBB	HBP	BLK	WP	HR	S	P	ERA	WHIP	
R: 0 E: 0 K: 0 S: 11		2	2	1	0	15	7.0	L	29	9	2	2	4	1	1	0	0	0	0	1	64	103	2.57	1.429
R: 1 E: 1 K: 1 S: 14		2	1	1	0	17	1.0		4	1	0	0	3	0	0	0	0	0	0	12	19	0.00	1.000	

WP	PA	ERA	WHIP
33			

Pittsburgh Pirates @ Los Angeles Dodgers
Dodger Stadium, Los Angeles, CA
 Wed Aug 04 2004, 7:10 PM PDT
 Att: 34,792 - Sunny - 72 F

livebaseballscores.com



Batter	1	2	3	4	5	6	7	8	9	AB R H RBI BB SO LOB	TOP		
18 Jason Kendall, R (1, 2) OBP: 0.387, SLG: 0.381 Jose Mesa, R (8, 1)	0-1 SF7 1B		1-1 L5		1-2 G6-3			2-2 F8		4 1 1 0 0 0 0 0 0 0 0 0 0 0			
2 Jack Wilson, R (1, 6) OBP: 0.339, SLG: 0.477	3-2 SAFE SAFE G5-3 1B		2-2 G6-3		2-1 F9			0-0 F7		4 0 1 0 0 0 0			
Rob Mackowiak, L (1, 9) OBP: 0.327, SLG: 0.461	3-2 SF7 1-2 3-H		0-0 P3		1-1 P5			1-1 F8		3 0 0 1 0 0 0			
Randall Simon, L (1, 3) OBP: 0.262, SLG: 0.265	0-0 G5-3			0-1 G4-3 1B			0-2 F8		0-1 G4-3	4 1 1 0 0 0 1			
Jason Bay, R (1, 7) OBP: 0.370, SLG: 0.587	0-1 P6			1-2 G4-3 1B			0-3 K		1-0 HR	4 1 2 1 0 1 1			
Tike Redman, L (1, 8) OBP: 0.291, SLG: 0.364 Dave Williams, L (6, 1)				0-1 G4-3			2-3 K		2-3 K2-3	3 0 0 0 0 1 2 0 0 0 0 0 0 0 1 0 0 0 0 1 0			
11 Humberto Cota, R (8, 2) OBP: 0.344, SLG: 0.571				1-2 2-3									
Bobby Hill, S (1, 5) OBP: 0.368, SLG: 0.359				0-1 G4-3			2-2 G3		4-2 BB	3 0 1 1 1 0 1			
Abraham Nunez, S (1, 4) OBP: 0.294, SLG: 0.348				2-3 3-H BB			2-3 K		0-0 G1	3 0 0 0 1 2 2			
18 Sean Burnett, L (1, 1) Brian Meadows, R (5, 1) 19 José Bautista, R (6, 8) OBP: 0.273, SLG: 0.220				1-2 L4			1-3 K			2 0 0 0 0 0 3 0 0 0 0 0 0 0 1 0 0 0 0 1 0			
Inning Stats	R: 1 H: 2 E: 0 LOB: 1 K: 0 BB: 0 S: 14 P: 20	R: 0 H: 1 E: 0 LOB: 1 K: 1 BB: 0 S: 11 P: 11	R: 0 H: 0 E: 0 LOB: 0 K: 0 BB: 0 S: 6 P: 9	R: 1 H: 2 E: 0 LOB: 2 K: 0 BB: 1 S: 19 P: 25	R: 0 H: 0 E: 0 LOB: 0 K: 0 BB: 0 S: 7 P: 11	R: 0 H: 0 E: 0 LOB: 0 K: 2 BB: 0 S: 11 P: 13	R: 0 H: 0 E: 0 LOB: 0 K: 2 BB: 0 S: 9 P: 14	R: 0 H: 0 E: 0 LOB: 0 K: 0 BB: 0 S: 7 P: 10	R: 1 H: 1 E: 0 LOB: 1 K: 1 BB: 1 S: 9 P: 16	1B: 5 SF: 1 2B: 0 SAC: 0 3B: 0 DP: 0 HR: 1 HBP: 0	WP: 0 PA: 35 PB: 0 SB: 2 CS: 0		
PITCHER	IP WLS BF H R ER SO BB IBB HBP BLK WP HR S P ERA WHIP											PITCHER	IP WLS BF H R ER SO BB IBB HBP BLK WP HR S P ERA WHIP
Jeff Weaver, R (1, 1) ERA: 3.93	7.0 W 27 5 2 2 5 1 0 0 0 0 0 0 77 103 2.57 0.857												
43 Yhency Brazoban, R (8, 1) ERA:	1.0 3 0 0 0 0 0 0 0 0 0 0 0 7 10 0.00 0.000												
Duaner Sanchez, R (9, 1) ERA: 3.53	1.0 5 1 1 1 1 1 0 0 0 0 0 1 9 16 9.00 2.000												

Pittsburgh Pirates @ Los Angeles Dodgers
Dodger Stadium, Los Angeles, CA
Thu Aug 05 2004, 12:10 PM PDT
Att. 38,852 - Sunny - 77 F

AB	32
R	3
H	6
RBI	3
BB	2
SO	6
LOB	10



Batter	1	2	3	4	5	6	7	8	9	AB	R	H	RBI	BB	SO	LOB
Cesar Izturis, S OBP: 0.348, SLG: 0.394 (1, 6)	4-0 HR BB	1-1 G3		0-2 1B	4-2 BB		0-1 G6-3			3	1	1	1	2	0	0
Jayson Werth, R OBP: 0.345, SLG: 0.523 (1, 7)	2-2 HR 1-H	0-3 K		2-0 G1-3	2-3 K			3-3 K		5	1	1	2	0	3	4
Milton Bradley, S OBP: 0.377, SLG: 0.466 (1, 8)	0-0 HR		2-3 K		2-0 HR		2-3 K	1-0 F8		5	2	2	2	0	2	0
Adrián Beltré, R OBP: 0.374, SLG: 0.617 (1, 5)	1-2 HR		2-2 G6-3		1-1 BB 1B		3-2 G4-3	0-1 G5-3		5	2	2	1	0	0	0
Shawn Green, L OBP: 0.342, SLG: 0.429 (1, 9)	0-1 G4-3		1-1 E6 FC5 1B		4-2 BB 1B		4-2 BB			2	0	0	0	2	0	0
Olmedo Saenz, R OBP: 0.333, SLG: 0.455 (1, 3)	2-2 1B		3-1 1B		0-2 G6-4-3 1-2f 2-3		2-1 F9			4	0	2	0	0	0	3
José Hernández, R OBP: 0.398, SLG: 0.543 (1, 4)	1-3 K		1-0 FC5		4-1 1B 1B BB IBB		2-0 HR			3	2	1	1	1	1	3
David Ross, R OBP: 0.261, SLG: 0.302 (1, 2)	2-3 K			0-0 B1	0-0 BB 1B		2-2 G6-3			4	0	1	1	0	1	1
Jeff Weaver, R OBP: 0.170, SLG: 0.213 (1, 1)		2-2 G3		0-1 G3-1	0-1 BB		0-0 G4-3			3	0	1	0	0	0	0
Hee-Seop Choi, L (7, PH) OBP: 0.386, SLG: 0.495										1	0	0	0	0	0	0
43 Yhency Brazoban, R (8, 1)										0	0	0	0	0	0	0
Duaner Sanchez, R (9, 1)										0	0	0	0	0	0	0

Inning Stats	R: 4	H: 4	E: 0	K: 21	S: 2	L: 1	LOB: 1	BB: 1	P: 33	R: 0	H: 0	E: 0	K: 1	S: 8	R: 0	H: 1	E: 1	K: 1	S: 11	R: 0	H: 1	E: 0	K: 0	S: 7	R: 3	H: 4	E: 0	K: 1	S: 23	R: 0	H: 0	E: 0	K: 1	S: 12	R: 1	H: 1	E: 0	K: 0	S: 8	R: 0	H: 0	E: 0	K: 1	S: 7	1B: 6	2B: 0	3B: 0	HR: 5	SF: 0	SAC: 0	DP: 1	HBP: 0	WP: 0	PB: 0	SB: 0	CS: 0	PA: 40
--------------	------	------	------	-------	------	------	--------	-------	-------	------	------	------	------	------	------	------	------	------	-------	------	------	------	------	------	------	------	------	------	-------	------	------	------	------	-------	------	------	------	------	------	------	------	------	------	------	-------	-------	-------	-------	-------	--------	-------	--------	-------	-------	-------	-------	--------

PITCHER	IP	WLS	BF	H	R	ER	SO	BB	IBB	HBP	BLK	WP	HR	S	P	ERA	WHIP
18 Sean Burnett, L (1, 1) ERA: 4.11	4.0	L	23	8	7	7	4	2	0	0	0	0	4	53	86	15.75	2.500
Brian Meadows, R (5, 1) ERA: 2.98	1.0		6	2	0	0	1	1	1	0	0	0	0	17	27	0.00	3.000
Dave Williams, L (6, 1) ERA: 4.5	2.0		8	1	1	1	1	1	0	0	0	0	1	20	35	4.50	1.000
Jose Mesa, R (8, 1) ERA: 2.28	1.0		3	0	0	0	1	0	0	0	0	0	0	7	11	0.00	0.000

BOTTOM

Pittsburgh Pirates @ Los Angeles Dodgers
Dodger Stadium, Los Angeles, CA

Thu Aug 05 2004, 12:10 PM PDT
Att: 38,852 - Sunny - 77 F

AB	35
R	8
H	11
RBI	8
BB	5
SO	7
LOB	11



Batter	1	2	3	4	5	6	7	8	9	AB R H RBI BB SO LOB	TOP	
18 Jason Kendall, R (1, 2) OBP: 0.384, SLG: 0.379 11 Humberto Cota, R (7, 2) OBP: 0.333, SLG: 0.552	0-3 K		1-2 G6-3			2-2 G3		0-2 G5-3		3 0 0 0 0 1 0 1 0 0 0 0 0 0		
2 Jack Wilson, R (1, 6) OBP: 0.339, SLG: 0.478 Bobby Hill, S (8, PH) OBP: 0.367, SLG: 0.357 (8, 4)	0-3 K			2-2 FC6-4 2B		2-1 P4		0-0 L7		3 0 1 0 0 1 0 1 0 0 0 0 0 0		
Rob Mackowiak, L (1, 9) OBP: 0.329, SLG: 0.463	1-3 K			2-0 FC6-4 HBP		0-0 G3-1			0-0 2B	3 0 1 0 0 1 0		
Craig Wilson, R (1, 3) OBP: 0.360, SLG: 0.500		1-3 K		1-1 FC6-4 1-2f 2-3			0-0 E5 1B 1B		1-3 K	4 1 0 0 0 2 3		
Jason Bay, R (1, 7) OBP: 0.368, SLG: 0.586		2-2 L1-4 2B		1-3 K			1-3 K		2-3 K	4 0 1 0 0 3 4		
Tike Redman, L (1, 8) OBP: 0.296, SLG: 0.365		4-2 BB		1-0 F8			0-0 1B 1B		4-1 FC6-4 BB	2 0 1 0 2 0 2		
Ty Wigginton, R (1, 5) OBP: 0.323, SLG: 0.467		3-2 L1-4				1-2 G1-3		1-2 G4-3 1B	2-0 FC6-4	4 0 1 1 0 0 4		
Jose Castillo, R (1, 4) OBP: 0.280, SLG: 0.312 (8, 6)			1-3 K			0-3 K		0-0 G4-3		3 0 0 0 0 2 2		
Ryan Vogelsong, R (1, 1) OBP: 0.333, SLG: 0.389 Dave Williams, L (2, 1) Abraham Nunez, S (5, PH) OBP: 0.259, SLG: 0.346 Willis Roberts, R (5, 1) Brian Meadows, R (6, 1) 19 José Bautista, R (8, PH) OBP: 0.268, SLG: 0.216 16 Salomon Torres, R (8, 1)			0-3 K			0-2 G4-3		1-2 F8		0 0 0 0 0 0 0 1 0 0 0 0 1 0 1 0 1 0 0 0 0 0 0 0 0 0 0 0 0 0		
Inning Stats	R: 0 H: 0 E: 0 LOB: 0 K: 3 BB: 0 S: 9 P: 10	R: 0 H: 1 E: 0 LOB: 1 K: 1 BB: 1 S: 12 P: 22	R: 0 H: 0 E: 0 LOB: 0 K: 2 BB: 0 S: 9 P: 11	R: 0 H: 1 E: 0 LOB: 2 K: 1 BB: 0 S: 14 P: 21	R: 0 H: 0 E: 0 LOB: 0 K: 1 BB: 0 S: 10 P: 11	R: 0 H: 0 E: 0 LOB: 0 K: 0 BB: 0 S: 7 P: 11	R: 1 H: 2 E: 1 LOB: 1 K: 1 BB: 0 S: 9 P: 11	R: 0 H: 0 E: 0 LOB: 0 K: 0 BB: 0 S: 7 P: 8	R: 0 H: 1 E: 0 LOB: 2 K: 2 BB: 1 S: 10 P: 19	1B: 2 SF: 0 2B: 4 SAC: 0 3B: 0 DP: 2 HR: 0 HBP: 1	WP: 0 PA: 34 PB: 0 SB: 0 CS: 0	
PITCHER	IP WLS BF H R ER SO BB IBB HBP BLK WP HR S P ERA WHIP											
44 Jake Peavy, R (1, 1) ERA: 2.16	7.0 W 26 4 1 0 9 1 0 1 0 0 0 0 70 97 0.00 0.714											
Rod Beck, R (8, 1) ERA: 6.43	1.0 3 0 0 0 0 0 0 0 0 0 0 0 7 8 0.00 0.000											
Jay Witasick, R (9, 1) ERA: 3.23	1.0 5 1 0 0 0 2 1 0 0 0 0 0 10 19 0.00 2.000											

Pittsburgh Pirates @ San Diego Padres
 PETCO Park, San Diego, CA
 Fri Aug 06 2004, 10:05 PM EDT
 Att. 40,026 - Sunny - 69 F

AB	31
R	1
H	5
RBI	1
BB	2
SO	11
LOB	15



Batter	1	2	3	4	5	6	7	8	9
Sean Burroughs, L (1, 5) OBP: 0.345, SLG: 0.364 Rich Aurilia, R (7, 5) OBP: 0.311, SLG: 0.349	2-2 E7 CS	1-1 FC3-6 2B 1-2f 2-H 3-H		2-2 G6-3		4-2 24 BB 2B BB		0-1 HR 1B	
Mark Loretta, R (1, 4) OBP: 0.386, SLG: 0.499	3-1 HR 1-2	2-2 2B 2-H			0-0 F8	1-0 SF9		2-1 HR 1-H	
24 Brian Giles, L (1, 9) OBP: 0.374, SLG: 0.453 Brian Buchanan, R (7, 9) OBP: 0.295, SLG: 0.358	0-0 G4-3	2-2 F8			3-1 G5-3	4-0 2B BB		0-0 G5-3	
Phil Nevin, R (1, 3) OBP: 0.387, SLG: 0.499 Dave Hansen, L (7, 3) OBP: 0.392, SLG: 0.398	3-3 K		1-2 G5-3		1-0 G6-3	1-1 2B 1-H 2-H 3-H		3-1 G4-3	
Ryan Klesko, L (1, 7) OBP: 0.359, SLG: 0.406		2-2 3 1B 1B	0-2 2B			F7		0-0 L8	
Terrence Long, L (1, 8) OBP: 0.336, SLG: 0.415		2-1 3 1B FC3-6 1B	0-0 G6-3			4-1 1B 44 1B BB		0-0 G4-3	
Ramon Hernandez, R (1, 2) OBP: 0.337, SLG: 0.426 Rod Beck, R (8, 1) Jay Witasick, R (9, 1)		3-1 P5	1-0 G1-3			1-0 3 BB 44 1B 1B		1-1 L6	
3 Khalil Greene, R (1, 6) OBP: 0.345, SLG: 0.397		1-1 44 BB E 1B 1-3 2-H		1-0 F7		4-2 44 1B SF9 BB		4-1 FC6-4 BB	
44 Jake Peavy, R (1, 1) OBP: 0.263, SLG: 0.229 Miguel Ojeda, R (7, PH) OBP: 0.283, SLG: 0.360		4-2 FC3-6 BB 1-2		3-3 K		2-1 24 BB 2B 1B 1-3 2-H 3-H		1-2 FC6-4	

Inning Stats	R: 1	H: 1	LOB: 0	K: 1	S: 10	P: 18	R: 4	H: 4	LOB: 1	K: 0	S: 20	P: 36	R: 0	H: 1	LOB: 1	K: 0	S: 10	P: 12	R: 0	H: 0	LOB: 0	K: 1	S: 8	R: 0	H: 0	LOB: 0	K: 0	S: 4	R: 6	H: 3	LOB: 1	K: 0	S: 14	R: 0	H: 0	LOB: 1	K: 0	S: 7	R: 2	H: 2	LOB: 0	K: 0	S: 8	R: 0	H: 2	LOB: 0	K: 0	S: 13
--------------	------	------	--------	------	-------	-------	------	------	--------	------	-------	-------	------	------	--------	------	-------	-------	------	------	--------	------	------	------	------	--------	------	------	------	------	--------	------	-------	------	------	--------	------	------	------	------	--------	------	------	------	------	--------	------	-------

PITCHER	IP	WLS	BF	H	R	ER	SO	BB	IBB	HBP	BLK	WP	HR	S	P	ERA	WHIP
Ryan Vogelsong, R (1, 1) ERA: 6.83	1.1	L	9	4	5	5	1	1	0	0	0	0	0	22	41	33.75	3.750
Dave Williams, L (2, 1) ERA: 1.93	2.2		10	2	0	0	1	0	0	0	0	0	0	26	39	0.00	0.750
Willis Roberts, R (5, 1) ERA: 6.75	1.2		12	3	6	6	0	4	0	0	0	0	0	17	45	32.40	4.200
Brian Meadows, R (6, 1) ERA: 2.91	1.1		5	0	0	0	0	1	0	0	0	0	0	8	15	0.00	0.750
16 Salomon Torres, R (8, 1) ERA: 3.05	1.0		5	2	2	2	0	0	0	0	0	0	1	8	13	18.00	2.000

BOTTOM

AB	R	H	RBI	BB	SO	LOB
3	2	0	1	1	0	1
1	1	1	0	0	0	0
4	2	3	5	0	0	0
3	1	0	0	1	0	1
1	0	0	0	0	0	0
4	0	1	3	0	1	0
1	0	0	0	0	0	0
5	1	2	0	0	0	1
3	2	1	0	1	0	1
4	1	1	0	0	0	3
0	0	0	0	0	0	0
0	0	0	0	0	0	0
2	2	1	1	2	0	0
2	1	1	2	1	1	0
1	0	0	0	0	0	1

AB 34
R 13
H 11
RBI 12
BB 6
SO 2
LOB 8



Pittsburgh Pirates @ San Diego Padres
PETCO Park, San Diego, CA
 Fri Aug 06 2004, 10:05 PM EDT
 Att: 40,026 - Sunny - 69 F

livebaseballscorecards.com

WP	PA	ERA	WHIP
0	41		
0			
0			
0			
1			

Batter	1	2	3	4	5	6	7	8	9	AB R H RBI BB SO LOB	TOP		
18 Jason Kendall, R OBP: 0.387, SLG: 0.380 (1, 2)	1-2 G1-3 1B		0-2 CS G3 1B		0-2 G6-4-3 1-2f		4-2 F B BB		2-0 G5-3	4 1 2 0 1 0 1			
2 Jack Wilson, R OBP: 0.340, SLG: 0.480 (1, 6)	1-2 G1-3		2-1 G3		0-0		1-1 FC5-4 1B		0-1 P4	5 0 2 0 0 0 2			
Jason Bay, R OBP: 0.365, SLG: 0.575 (1, 7)	0-3 K		4-2 BB		2-2 G6-3		0-0 FC5-4 1-2f		1-3 K	4 0 0 0 1 2 5			
Craig Wilson, R OBP: 0.361, SLG: 0.503 (1, 3)	0-0 2B 1B		1-3 K			2-3 K		2-2 1B FC3 2B		4 2 2 1 0 2 2			
Ty Wigginton, R OBP: 0.322, SLG: 0.467 (1, 5)	0-0 1-H 2B			1-1 F7		1-0 G5-3		3-3 K		4 0 1 1 0 1 1			
Tike Redman, L OBP: 0.298, SLG: 0.364 (1, 8)	0-2 K			4-0 19 2B BB		1-2 G6-3		0-1 FC3 1B		3 0 1 0 1 1 1			
19 José Bautista, R OBP: 0.288, SLG: 0.259 Rob Mackowiak, L OBP: 0.328, SLG: 0.462 (8, 9)			0-1 G5-4-3 1B		1-1 1-H 2B		1-1 G6-3		1-2 FC3	3 0 2 0 0 0 0 1 0 0 1 0 0 1	AB 36 R 3 H 12 RBI 3 BB 3 SO 8 LOB 19		
Jose Castillo, R OBP: 0.276, SLG: 0.306 (1, 4)			1-2 G5-4-3 1-2f		1-3 K		0-1 F8		1-2 F9	4 0 0 0 0 1 4			
Kip Wells, R OBP: 0.250, SLG: 0.317 Jose Mesa, R (9, 1)			1-1 G5-3		0-0 18 G6-4-3 1B		1-2 2 1B 2B		1-3 K	4 0 2 0 0 1 2 0 0 0 0 0 0 0			
Inning Stats	R: 2 H: 3 E: 0 LOB: 1 K: 2 BB: 0 S: 14 P: 16	R: 0 H: 1 E: 0 LOB: 0 K: 0 BB: 0 S: 8 P: 10	R: 0 H: 1 E: 0 LOB: 2 K: 1 BB: 1 S: 11 P: 18	R: 0 H: 1 E: 0 LOB: 1 K: 1 BB: 1 S: 8 P: 15	R: 0 H: 2 E: 0 LOB: 1 K: 0 BB: 0 S: 11 P: 13	R: 0 H: 0 E: 0 LOB: 0 K: 1 BB: 0 S: 8 P: 12	R: 0 H: 2 E: 0 LOB: 3 K: 0 BB: 1 S: 19 P: 26	R: 1 H: 2 E: 0 LOB: 2 K: 2 BB: 0 S: 19 P: 27	R: 0 H: 0 E: 0 LOB: 0 K: 1 BB: 0 S: 6 P: 9	1B: 7 SF: 0 2B: 6 SAC: 0 3B: 0 DP: 3 HR: 0 HBP: 0	WP: 0 PA: 39 PB: 0 SB: 0 CS: 1		
PITCHER	IP WLS BF H R ER SO BB IBB HBP BLK WP HR S P ERA WHIP											PITCHER	IP WLS BF H R ER SO BB IBB HBP BLK WP HR S P ERA WHIP
David Wells, L ERA: 3.52 (1, 1)	7.0 L 30 10 2 2 5 3 0 0 0 0 0 0 79 110 2.57 1.857												
Blaine Neal, R ERA: 1.88 (8, 1)	1.0 6 2 1 1 2 0 0 0 0 0 0 0 19 27 9.00 2.000												
Ricky Stone, R ERA: 4.7 (9, 1)	1.0 3 0 0 0 1 0 0 0 0 0 0 0 6 9 0.00 0.000												

Pittsburgh Pirates @ San Diego Padres
 PETCO Park, San Diego, CA
 Sat Aug 07 2004, 10:05 PM EDT
 Att. 40,681 - Sunny - 70 F

livebaseballscorecards.com



Batter	1	2	3	4	5	6	7	8	9	AB R H RBI BB SO LOB
Sean Burroughs, L (1, 5) OBP: 0.342, SLG: 0.360	3-2 F9 ①		2-2 E4		0-0 E4			0-3 K ②		4 0 0 1 0 1 2
Mark Loretta, R (1, 4) OBP: 0.382, SLG: 0.494	1-0 F9 ②		1-0 F9 ③		1-2 G6-4-3 ② ③			1-3 K ③		4 0 0 0 0 1 4
24 Brian Giles, L (1, 9) OBP: 0.373, SLG: 0.451	0-0 1B			2-2 G3-1 ①		0-0 G4-3 ①			2-2 F8 ①	4 0 1 0 0 0 0
Phil Nevin, R (1, 3) OBP: 0.385, SLG: 0.496	0-1 G6-3 ③		1-2 G6-3 ②		0-3 K ②			0-0 BB 1B		4 0 1 0 0 1 1
Ryan Klesko, L (1, 7) OBP: 0.358, SLG: 0.401		3-2 G6-3 ①		2-3 K ③		2-2 G4-3 ③			4-2 BB	3 0 0 0 1 1 0
Terrence Long, L (1, 8) OBP: 0.335, SLG: 0.417		2-2 G1 ②			0-0 1B E 2B		2-2 F8 ①		0-0 P5 ②	4 1 1 0 0 0 2
Ramon Hernandez, R (1, 2) OBP: 0.332, SLG: 0.418		1-0 F8 ③			0-0 G5-3 ①		0-0 G5-3 ②		0-3 K ③	4 0 0 0 0 1 3
3 Khalil Greene, R (1, 6) OBP: 0.345, SLG: 0.395			1-1 F9 ①		4-2 E 1B BB		1-3 K ③			2 0 0 0 1 1 0
David Wells, L (1, 1) Blaine Neal, L (8, 1) Dave Hansen, L (8, PH) Ricky Stone, R (9, 1)			1-1 G4-3 ②		2-2 E 1B			0-0 G6-3 ①		2 0 1 0 0 0 0 0 0 0 0 0 0 0 1 0 0 0 0 0 0 0 0 0 0 0 0 0

Inning Stats	R: 0	H: 1	R: 0	H: 0	R: 0	H: 0	R: 1	H: 2	R: 0	H: 0	R: 0	H: 0	R: 0	H: 0	R: 0	H: 1	1B: 3	SF: 0	WP: 0	PA: 34
	E: 0	LOB: 1	E: 0	LOB: 0	E: 1	LOB: 1	E: 1	LOB: 2	E: 0	LOB: 0	E: 0	LOB: 0	E: 0	LOB: 0	E: 0	LOB: 2	2B: 1	SAC: 0	PB: 0	
	K: 0	BB: 0	K: 0	BB: 0	K: 0	BB: 0	K: 0	BB: 1	K: 1	BB: 0	K: 1	BB: 0	K: 2	BB: 0	K: 1	BB: 1	3B: 0	DP: 1	SB: 0	
	S: 7	P: 11	S: 9	P: 15	S: 12	P: 17	S: 11	P: 18	S: 8	P: 10	S: 8	P: 11	S: 7	P: 8	S: 14	P: 20	HR: 0	HBP: 0	CS: 0	

PITCHER	IP	WLS	BF	H	R	ER	SO	BB	IBB	HBP	BLK	WP	HR	S	P	ERA	WHIP
Kip Wells, R (1, 1) ERA: 4.24	8.1	W	32	4	1	1	5	2	0	0	0	0	0	79	118	1.08	0.720
Jose Mesa, R (9, 1) ERA: 2.25	0.2	S	2	0	0	0	1	0	0	0	0	0	0	6	6	0.00	0.000

BOTTOM

Pittsburgh Pirates @ San Diego Padres
 PETCO Park, San Diego, CA
 Sat Aug 07 2004, 10:05 PM EDT
 Att: 40,681 - Sunny - 70 F

livebaseballscorecards.com

AB	32
R	1
H	4
RBI	1
BB	2
SO	6
LOB	12



Batter	1	2	3	4	5	6	7	8	9	AB R H RBI BB SO LOB	TOP													
1 Tike Redman, L OBP: 0.299, SLG: 0.365 (1, 8) C B X	1-1 2B HBP 1B	2-0 2 FC3-6-5-2 1-2 1B			0-1 G6-3	2-2 P5		1-0 G1-3		5 1 2 0 0 0 2														
2 Jack Wilson, R OBP: 0.341, SLG: 0.485 (1, 6) C X	0-1 HBP 1-3 2B	1-1 FC3-6-5-2 1-2 2-H			1-0 3B	2-3 K		1-2 G6-3		5 0 2 0 0 1 4														
3 Ty Wigginton, R OBP: 0.321, SLG: 0.463 (1, 5) C B B F X	3-2 P3				0-0 G5-3			0-0 P6		5 1 1 0 0 0 3														
4 Rob Mackowiak, L OBP: 0.332, SLG: 0.460 (1, 9) C X	4-0 HBP IBB				2-3 K			0-1 S 1B		3 0 1 0 2 2 1														
5 Craig Wilson, R OBP: 0.363, SLG: 0.504 Jose Mesa, R (9, 1) H F X	1-0 1-2 2-3 3-H HBP				1-1 G5-3			0-1 1-H 2B		3 0 1 2 1 0 2 0 0 0 0 0 0 0														
6 Randall Simon, L OBP: 0.260, SLG: 0.280 (1, 3) C F F S X	0-3 K				0-1 G6-3			1-3 K		5 1 1 1 0 2 6														
7 Bobby Hill, S OBP: 0.364, SLG: 0.354 Jose Castillo, R (7, 4) C X	0-1 G1-3				0-0 G1-3			0-0 F9		4 0 1 0 0 0 5 0 0 0 0 0 0 0														
8 11 Humberto Cota, R OBP: 0.351, SLG: 0.636 (1, 2) C B B F X		2-2 G5-3			2-2 HR			2-3 K		4 1 2 1 0 1 0														
9 Oliver Pérez, L OBP: 0.244, SLG: 0.205 16 Salomon Torres, R (7, 1) C S X		0-1 1B			0-1 F8			1-3 K		2 0 1 0 0 0 0 1 0 0 0 0 1 0														
10 Michael Gonzalez, R OBP: 1.000, SLG: 2.000 Brian Meadows, R (8, 1) Jason Bay, R OBP: 0.365, SLG: 0.575 (9, 7) C B B F X		0-1 2 FC3-6-5-2 1B																						
Inning Stats	R: 1 E: 0 K: 1 S: 15	H: 2 LOB: 3 BB: 1 P: 24	R: 0 E: 0 K: 0 S: 11	H: 2 LOB: 1 BB: 0 P: 16	R: 0 E: 0 K: 1 S: 8	H: 0 LOB: 0 BB: 0 P: 13	R: 1 E: 0 K: 0 S: 8	H: 1 LOB: 0 BB: 0 P: 10	R: 0 E: 0 K: 0 S: 10	H: 1 LOB: 2 BB: 1 P: 15	R: 1 E: 0 K: 1 S: 19	H: 3 LOB: 2 BB: 0 P: 26	R: 0 E: 0 K: 1 S: 9	H: 1 LOB: 2 BB: 1 P: 13	R: 0 E: 0 K: 2 S: 8	H: 0 LOB: 0 BB: 0 P: 12	R: 1 E: 0 K: 1 S: 13	H: 2 LOB: 1 BB: 0 P: 18	1B: 7 2B: 3 3B: 1 HR: 2	SF: 0 SAC: 1 DP: 1 HBP: 1	WP: 0 PB: 0 SB: 1 CS: 0	PA: 42		
PITCHER Brian Lawrence, R ERA: 3.79 Scott Linebrink, R ERA: 1.79 Akinori Otsuka, R ERA: 2.14	IP WLS BF H R ER SO BB IBB HBP BLK WP HR S P ERA WHIP	5.0 L 26 9 3 3 2 1 1 1 0 0 2 61 89 5.40 2.000	2.0 8 1 0 0 2 1 0 0 0 0 0 0 19 28 0.00 1.000	2.0 8 2 1 1 3 0 0 0 0 0 0 0 21 30 4.50 1.000	PITCHER IP WLS BF H R ER SO BB IBB HBP BLK WP HR S P ERA WHIP																			

Pittsburgh Pirates @ San Diego Padres
 PETCO Park, San Diego, CA
 Sun Aug 08 2004, 4:05 PM EDT
 Att. 39,742 - Sunny - 73 F

livebaseballscorecards.com

AB	37
R	4
H	12
RBI	4
BB	3
SO	7
LOB	23



Batter	1	2	3	4	5	6	7	8	9	AB R H RBI BB SO LOB
3 Khalil Greene, R OBP: 0.343, SLG: 0.392 (1, 6) B X	1-0 FC6-4 1B		1-0 P4		1-1 P6		0-0 P4		1-2 F9	5 0 1 0 0 0 5
Mark Loretta, R OBP: 0.383, SLG: 0.500 (1, 4) C F F F X	0-2 F8		3-1 1-H HR		4-1 1-2 BB			1-2 G5-3		3 1 1 2 1 0 1
24 Brian Giles, L OBP: 0.372, SLG: 0.448 (1, 9) C F F B B S	3-3 K		4-2 B BB		2-3 K			2-2 G4-3		3 0 0 0 1 2 3
Phil Nevin, R OBP: 0.384, SLG: 0.496 (1, 3) X	0-0 FC6-4 1-2f		3-3 K			2-3 K		1-2 2B		4 0 1 0 0 2 2
Rich Aurilia, R OBP: 0.314, SLG: 0.356 (1, 5) C F B F X		1-2 F8		2-0 F9-2 3B		4-1 G6-4-3 BB		1-0 F8		3 0 1 0 1 0 1
Brian Buchanan, R OBP: 0.281, SLG: 0.339 Sean Burroughs, L OBP: 0.341, SLG: 0.359 (9, PH)		1-3 K		0-0 F9-2 3-H		1-0 G6-4-3 1-2f		0-2 F9		3 0 0 0 0 1 2 1 0 0 0 0 0 0
Jay Payton, R OBP: 0.303, SLG: 0.327 Dave Hansen, L OBP: 0.385, SLG: 0.388 (9, PH)		1-1 L4		2-0 G6-3			2-1 G3-1		3-1 F8	3 0 0 0 0 0 0 1 0 0 0 0 0 0
Miguel Ojeda, R OBP: 0.303, SLG: 0.375 (1, 2) C X			0-1 FC3-6 1B		1-0 BB 1B		4-2 G4-3 BB		3-2 1B 1B	3 0 3 0 1 0 0
Brian Lawrence, R OBP: 0.116, SLG: 0.143 Scott Linebrink, R (6, 1) Ramon Hernandez, R OBP: 0.332, SLG: 0.418 (7, PH) Ryan Kiesko, L OBP: 0.357, SLG: 0.400 (7, PH) Akinori Otsuka, R (8, 1) Terrence Long, L OBP: 0.337, SLG: 0.419 (9, PH)			1-1 FC3-6 1-2f HR		2-3 K		3-2 G4-3 1-2		0-0 1B	2 1 0 0 0 0 1 2 0 0 0 0 0 0 0 0 0 0 0 0 0 0 0 0 1 0 0 0 0 0 0 1 0 0 0 0 0 0 0 0 1 0 1 0 0 0 0 0

Inning Stats	R: 0	H: 1	E: 0	LOB: 1	K: 1	BB: 0	S: 10	R: 0	H: 0	E: 0	LOB: 0	K: 1	BB: 0	S: 9	R: 2	H: 2	E: 0	LOB: 1	K: 1	BB: 1	S: 16	R: 0	H: 1	E: 0	LOB: 0	K: 0	BB: 0	S: 3	R: 0	H: 1	E: 0	LOB: 2	K: 2	BB: 1	S: 11	R: 0	H: 0	E: 0	LOB: 0	K: 1	BB: 1	S: 5	R: 0	H: 0	E: 0	LOB: 1	K: 0	BB: 1	S: 8	R: 0	H: 1	E: 0	LOB: 1	K: 0	BB: 0	S: 10	R: 0	H: 2	E: 0	LOB: 2	K: 0	BB: 0	S: 18	1B: 5	SF: 0	2B: 2	SAC: 0	3B: 1	DP: 2	HR: 1	HBP: 0	WP: 0	PA: 37
--------------	------	------	------	--------	------	-------	-------	------	------	------	--------	------	-------	------	------	------	------	--------	------	-------	-------	------	------	------	--------	------	-------	------	------	------	------	--------	------	-------	-------	------	------	------	--------	------	-------	------	------	------	------	--------	------	-------	------	------	------	------	--------	------	-------	-------	------	------	------	--------	------	-------	-------	-------	-------	-------	--------	-------	-------	-------	--------	-------	--------

PITCHER	IP	WLS	BF	H	R	ER	SO	BB	IBB	HBP	BLK	WP	HR	S	P	ERA	WHIP
Oliver Pérez, L ERA: 3.12 (1, 1)	6.1	W	26	5	2	2	6	4	0	0	0	0	1	58	104	2.84	1.421
16 Salomon Torres, R ERA: 3.0 (7, 1)	1.0	H	3	0	0	0	0	0	0	0	0	0	0	7	11	0.00	0.000
Michael Gonzalez, L ERA: 0.77 (8, 1)	0.1	H	1	0	0	0	0	0	0	0	0	0	0	3	5	0.00	0.000
Brian Meadows, R ERA: 2.89 (8, 1)	0.1	H	2	1	0	0	0	0	0	0	0	0	0	4	6	0.00	3.000
Jose Mesa, R ERA: 2.2 (9, 1)	1.0	S	5	2	0	0	0	0	0	0	0	0	0	18	25	0.00	2.000

BOTTOM

Pittsburgh Pirates @ San Diego Padres
PETCO Park, San Diego, CA
 Sun Aug 08 2004, 4:05 PM EDT
 Att: 39,742 - Sunny - 73 F

livebaseballscorecards.com

AB	33
R	2
H	8
RBI	2
BB	4
SO	6
LOB	17



Batter	1	2	3	4	5	6	7	8	9	AB	R	H	RBI	BB	SO	LOB	TOP					
Ray Durham, S (1, 4) OBP: 0.351, SLG: 0.463	2-0 L3	2-2 2B		4-0 SF7 1B IBB		1-0 L3	SAFE 2-2 G3			4	0	1	0	1	0	1						
J.T. Snow, L (1, 3) OBP: 0.399, SLG: 0.470	1-2 G3	0-1 G4-3		1-0 1B		4-0 BB		2-0 F7		4	0	1	1	1	0	2						
Edgardo Alfonzo, R (1, 5) OBP: 0.334, SLG: 0.391	0-1 2B		2-2 G4-6-3 1B BB	2-2 SF7		1-0 G1-3		0-1 F9		4	0	2	1	0	0	1						
Barry Bonds, L (1, 7) OBP: 0.600, SLG: 0.771	4-1 BB		4-2 G4-6-3 1B BB	3-1 F9			3-2 HR	1-3 K		3	1	1	1	2	1	2						
A.J. Pierzynski, L (1, 2) OBP: 0.341, SLG: 0.449	2-2 F9		0-1 G4-6-3		1-2 P6		1-0 HR		1-2 G6-3	5	1	1	1	0	0	4						
Marquis Grissom, R (1, 8) OBP: 0.311, SLG: 0.438		0-0 G6-3	1-3 K		0-0 G6-3		1-1 1B FC4-6 2B		0-1 L8	5	1	1	0	0	1	1						
Michael Tucker, L (1, 9) OBP: 0.380, SLG: 0.473		1-0 HR		1-2 1B 1B	4-2 BB		0-0 FC4-6 1B		3-1 HR	4	3	4	2	1	0	0						
Deivi Cruz, R (1, 6) OBP: 0.332, SLG: 0.454		0-1 2B		1-0 1B SH1-4	1-1 F9		2-2 K		1-0 G5-3	4	1	2	0	0	1	3						
Cody Ransom, R (8, 6) OBP: 0.244, SLG: 0.243				1-3 SF7 1B						0	0	0	0	0	0	0						
Pedro Feliz, R (9, PH) OBP: 0.292, SLG: 0.460										1	0	0	0	0	0	0						
Matt Herges, L (9, 1)										0	0	0	0	0	0	0						
Brett Tomko, R (1, 1) OBP: 0.167, SLG: 0.171		0-3 K		0-1 SH1-4		0-2 G5-3	SAFE 2-0 FC4-6			2	0	0	0	0	1	1						
Ricky Ledee, L (7, PH) OBP: 0.363, SLG: 0.460										1	0	0	1	0	0	1						
Jim Brower, R (7, 1) OBP: 0.667, SLG: 0.500										0	0	0	0	0	0	0						
Jason Christiansen, R (8, 1)										0	0	0	0	0	0	0						
Neifi Perez, S (9, 6) OBP: 0.278, SLG: 0.297										0	0	0	0	0	0	0						
Inning Stats	R: 0 E: 0 K: 0 S: 11	H: 1 LOB: 2 BB: 1 P: 20	R: 1 E: 0 K: 1 S: 13	H: 3 LOB: 2 BB: 0 P: 16	R: 0 E: 0 K: 1 S: 12	H: 1 LOB: 1 BB: 1 P: 19	R: 2 E: 0 K: 0 S: 13	H: 3 LOB: 2 BB: 1 P: 25	R: 0 E: 0 K: 0 S: 11	H: 0 LOB: 1 BB: 1 P: 16	R: 0 E: 0 K: 0 S: 6	H: 0 LOB: 1 BB: 1 P: 12	R: 3 E: 0 K: 1 S: 16	H: 4 LOB: 1 BB: 0 P: 27	R: 0 E: 0 K: 1 S: 6	H: 0 LOB: 0 BB: 0 P: 9	R: 1 E: 0 K: 0 S: 10	H: 1 LOB: 0 BB: 0 P: 15	1B: 6 2B: 3 3B: 0 HR: 4	SF: 1 SAC: 1 DP: 1 HBP: 0	WP: 0 PB: 0 SB: 0 CS: 0	PA: 44
PITCHER	IP	WLS	BF	H	R	ER	SO	BB	IBB	HBP	BLK	WP	HR	S	P	ERA	WHIP					
Josh Fogg, R (1, 1) ERA: 5.42	6.0		30	8	3	3	2	4	1	0	0	0	1	66	108	4.50	2.000					
34 John Grabow, L (7, 1) ERA: 5.09	0.0	B	4	4	3	3	0	0	0	0	0	0	2	8	13	∞	∞					
16 Salomon Torres, R (7, 1) ERA: 2.95	1.0		3	0	0	0	1	0	0	0	0	0	0	8	14	0.00	0.000					
Dave Williams, L (8, 1) ERA: 1.59	1.0		3	0	0	0	1	0	0	0	0	0	0	6	9	0.00	0.000					
Jose Mesa, R (9, 1) ERA: 2.34	1.0	W	4	1	1	1	0	0	0	0	0	0	1	10	15	9.00	1.000					

San Francisco Giants @ Pittsburgh Pirates
PNC Park, Pittsburgh, PA
Tue Aug 10 2004, 7:05 PM EDT
Att. 24,930 - Cloudy - 73 F

AB	37
R	7
H	13
RBI	7
BB	5
SO	4
LOB	16



BOTTOM

San Francisco Giants @ Pittsburgh Pirates

PNC Park, Pittsburgh, PA

Tue Aug 10 2004, 7:05 PM EDT

Att. 24,930 - Cloudy - 73 F

livebaseballscorecards.com

AB	36
R	8
H	10
RBI	8
BB	2
SO	4
LOB	9



WP:	1	PA:	39
PB:	0		
SB:	0		
CS:	0		

AB R H RBI BB SO LOB

5	0	0	0	0	0	1
5	1	2	1	0	0	0
4	2	2	1	1	0	1
4	2	1	1	0	0	2
4	0	1	1	0	2	2
3	1	1	2	1	0	0
3	0	0	0	0	2	2
0	0	0	0	0	0	0
1	0	1	1	0	0	0
0	0	0	0	0	0	0
0	0	0	0	0	0	0
2	0	0	0	0	0	0
1B:	5	SF:	0			
2B:	1	SAC:	1			
3B:	3	DP:	0			
HR:	1	HBP:	0			

Batter	1	2	3	4	5	6	7	8	9
18 Jason Kendall, R OBP: 0.382, SLG: 0.375 (1, 2)	L7		F9		F8		G1-3		F9
2 Jack Wilson, R OBP: 0.341, SLG: 0.489 (1, 6)	F8			F8	3B			P3	1B
Rob Mackowiak, L OBP: 0.335, SLG: 0.461 (1, 9)	P6			WP	F7			E	1B
Craig Wilson, R OBP: 0.362, SLG: 0.509 (1, 3)		G5-3		G5-3		HR		E6	
Jason Bay, R OBP: 0.363, SLG: 0.578 (1, 7)		F9		3B		K		K	
Tike Redman, L OBP: 0.301, SLG: 0.367 (1, 8)		G4-3		BB		P5		1B	
Ty Wigginton, R OBP: 0.318, SLG: 0.459 (8, 1)			G6-3	K		K		1B	
11 Humberto Cota, R OBP: 0.368, SLG: 0.647 Jose Mesa, R (9, 1)									
Jose Castillo, R OBP: 0.280, SLG: 0.318 (1, 4)			G1-3		SH3-4		G6-3	F8	
Josh Fogg, R OBP: 0.091, SLG: 0.091 34 John Grabow, L 16 Salomon Torres, R Bobby Hill, S OBP: 0.361, SLG: 0.351 (7, 1)			G1-3		SH3-4		P6		F7

Inning Stats	R: 0 E: 0 K: 0 S: 8	H: 0 LOB: 0 BB: 0 P: 12	R: 0 E: 0 K: 0 S: 8	H: 0 LOB: 0 BB: 0 P: 10	R: 1 E: 0 K: 1 S: 10	H: 1 LOB: 0 BB: 0 P: 14	R: 1 E: 0 K: 1 S: 16	H: 1 LOB: 2 BB: 2 P: 30	R: 1 E: 0 K: 0 S: 14	H: 2 LOB: 1 BB: 0 P: 20	R: 1 E: 0 K: 2 S: 11	H: 1 LOB: 0 BB: 0 P: 17	R: 0 E: 0 K: 0 S: 8	H: 0 LOB: 0 BB: 0 P: 11	R: 3 E: 1 K: 1 S: 18	H: 3 LOB: 1 BB: 0 P: 27	R: 1 E: 0 K: 0 S: 8	H: 2 LOB: 1 BB: 0 P: 14	1B: 5 2B: 1 3B: 3 HR: 1	SF: 0 SAC: 1 DP: 0 HBP: 0
--------------	------------------------------	----------------------------------	------------------------------	----------------------------------	-------------------------------	----------------------------------	-------------------------------	----------------------------------	-------------------------------	----------------------------------	-------------------------------	----------------------------------	------------------------------	----------------------------------	-------------------------------	----------------------------------	------------------------------	----------------------------------	----------------------------------	------------------------------------

PITCHER	IP	WLS	BF	H	R	ER	SO	BB	IBB	HBP	BLK	WP	HR	S	P	ERA	WHIP
Brett Tomko, R ERA: 5.06 (1, 1)	6.0		25	5	4	4	3	2	0	0	0	1	1	67	103	6.00	1.167
Jim Brower, R ERA: 3.99 (7, 1)	1.2	H	7	1	2	1	1	0	0	0	0	0	0	18	26	5.40	0.600
Jason Christiansen, L ERA: 4.18 (8, 1)	0.1	B	3	2	1	0	0	0	0	0	0	0	0	8	12	0.00	6.000
Matt Herges, R ERA: 5.64 (9, 1)	0.2	L	4	2	1	1	0	0	0	0	0	0	0	8	14	13.50	3.000

Batter	1	2	3	4	5	6	7	8	9	10	11	AB R H RBI BB SO LOB	TOP
Ray Durham, S OBP: 0.356, SLG: 0.474 (1, 4)	2-2 1B BB 1B	1-1 G6-3		4-0 BB		2-2 F7			2-1 HR		4-0 BB	4 2 2 2 2 0 1	
Dustan Mohr, R OBP: 0.402, SLG: 0.422 (1, 9)	0-0 BB 1B 1B		1-0 F9 2B	2-3 K			3-3 K		2-1 P4		1-2 F7	6 1 2 0 0 2 4	
Pedro Feliz, R OBP: 0.291, SLG: 0.456 Scott Eyre, L (9, 1) Neif Perez, S OBP: 0.277, SLG: 0.296 Dustin Hermanson, R OBP: 0.133, SLG: 0.103 (11, PH)	0-0 BB 1B 1B		0-0 F9		2-2 F8		1-0 F7		2-0 G4-3		1-0 L1-6	5 1 1 0 0 0 1 0 0 0 0 0 0 0 1 0 0 0 0 0 2 0 0 0 0 0 0 0	
Barry Bonds, L OBP: 0.600, SLG: 0.765 (1, 7)	4-2 G6-4-3 1B BB		4-1 G4-6-3 IBB		0-0 P5		2-1 G3			4-0 1B SH1-3 IBB		2 0 0 1 3 0 0	
Edgardo Alfonzo, R OBP: 0.336, SLG: 0.391 (1, 5)	0-1 G6-4-3 1B		0-1 G4-6-3		4-1 FC6-4 BB			0-2 G4-3		0-0 SH1-3		3 0 1 2 1 0 2	
Marquis Crissom, R OBP: 0.312, SLG: 0.436 (1, 8)	1-0 G6-4-3 1-2f 2-3		0-1 WP 2B 1B		2-2 FC6-4			2-0 G6-3		4-2 1B BB		4 1 1 0 1 0 3	
A.J. Pierzynski, L OBP: 0.339, SLG: 0.445 (1, 2)	1-1 G4-3		1 SAFE F8			0-1 F8		3-1 G3		1-0 G4-6-3 1B		5 0 1 0 0 0 2	
Deivi Cruz, R OBP: 0.329, SLG: 0.452 (1, 6)		0-0 G6-3		2-1 G4-3 2B		0-1 G4-3			0-1 G5-3		0-1 G4-6-3	5 0 1 1 0 0 3	
Kirk Rueter, L OBP: 0.209, SLG: 0.220 Cody Ransom, R OBP: 0.262, SLG: 0.243 Tyler Walker, R (6, PH) Michael Tucker, L OBP: 0.360, SLG: 0.474 Jim Brower, R OBP: 0.067, SLG: 0.500 J.T. Snow, L OBP: 0.401, SLG: 0.472 (9, PH)		1-2 G6-3		0-0 G4-3		4-1 BB			0-1 HR 1B		0-2 L1-6 BB 1B	2 0 0 0 0 0 1 0 0 0 0 1 0 0 0 0 0 0 0 0 0 1 1 1 0 0 0 0 0 0 0 0 0 0 0 1 0 0 1 0 0 0	
Inning Stats	R: 3 H: 4 E: 0 LOB: 1 K: 0 BB: 1 S: 13 P: 21	R: 0 H: 0 E: 0 LOB: 0 K: 0 BB: 0 S: 7 P: 9	R: 0 H: 1 E: 0 LOB: 1 K: 0 BB: 1 S: 5 P: 10	R: 1 H: 2 E: 0 LOB: 2 K: 1 BB: 1 S: 11 P: 21	R: 0 H: 0 E: 0 LOB: 1 K: 0 BB: 1 S: 8 P: 16	R: 0 H: 0 E: 0 LOB: 1 K: 0 BB: 1 S: 9 P: 15	R: 0 H: 0 E: 0 LOB: 0 K: 1 BB: 0 S: 6 P: 12	R: 0 H: 0 E: 0 LOB: 0 K: 0 BB: 0 S: 6 P: 11	R: 2 H: 2 E: 0 LOB: 0 K: 0 BB: 0 S: 9 P: 15	R: 0 H: 1 E: 0 LOB: 2 K: 0 BB: 2 S: 6 P: 15	R: 0 H: 1 E: 0 LOB: 1 K: 0 BB: 1 S: 7 P: 13	1B: 8 SF: 0 2B: 3 SAC: 1 3B: 0 DP: 4 HR: 1 HBP: 0	WP: 1 PA: 48 PB: 0 SB: 0 CS: 0
PITCHER	IP WLS BF H R ER SO BB IBB HBP BLK WP HR S P ERA WHIP												
18 Sean Burnett, L ERA: 4.31 (1, 1)	5.2 27 7 4 4 1 4 1 0 0 1 0 49 86 6.35 1.941												
Brian Meadows, R ERA: 2.87 (6, 1)	0.1 H 1 0 0 0 0 0 0 0 0 0 0 4 6 0.00 0.000												
Michael Gonzalez, L ERA: 0.74 (7, 1)	1.0 H 3 0 0 0 1 0 0 0 0 0 0 6 12 0.00 0.000												
16 Salomon Torres, R ERA: 2.9 (8, 1)	1.0 H 3 0 0 0 0 0 0 0 0 0 0 6 11 0.00 0.000												
Jose Mesa, R ERA: 2.6 (9, 1)	2.0 B 10 3 2 2 0 1 1 0 0 0 1 15 30 9.00 2.000												
PITCHER	IP WLS BF H R ER SO BB IBB HBP BLK WP HR S P ERA WHIP												
34 John Grabow, L ERA: 4.98 (11, 1)	1.0 W 4 1 0 0 0 0 0 0 0 0 0 6 13 0.00 2.000												

San Francisco Giants @ Pittsburgh Pirates
PNC Park, Pittsburgh, PA
Wed Aug 11 2004, 7:05 PM EDT
Att: 25,814 - Unknown - 73 F

AB	39
R	6
H	11
RBI	6
BB	8
SO	2
LOB	19



Batter	1	2	3	4	5	6	7	8	9	10	11	AB	R	H	RBI	BB	SO	LOB	BOTTOM							
18 Jason Kendall, R OBP: 0.388, SLG: 0.381	2-2 2 BB HR 1B		3-2 F7	2-1 1B		4-0 1-2 2-3 BB		2-1 2B		4-1 BB		4 1 3 0 2 0 0							San Francisco Giants @ Pittsburgh Pirates PNC Park, Pittsburgh, PA Wed Aug 11 2004, 7:05 PM EDT Att: 25,814 - Unknown - 73 F							
2 Jack Wilson, R OBP: 0.341, SLG: 0.490	4-0 1-2 HR BB		0-1 1B 3B	1 SAFE 0-1 B5-3		1-3 K		0-2 L8		0-2 F9		5 2 1 0 1 1 6														
Jason Bay, R OBP: 0.370, SLG: 0.593	0-0 1-H 2-H HR		3-0 FC6-4 1B 3-H		0-1 F8	0-3 K			1-2 E BB 1B		3-2 HR 1B	6 2 4 4 0 1 3														
Craig Wilson, R OBP: 0.360, SLG: 0.511	0-0 G5-3		0-1 F8		0-1 P3		1-1 G6-3		1-3 K		1-0 1-H HR	6 1 1 2 0 1 2														
Ty Wigginton, R OBP: 0.322, SLG: 0.456	2-2 L5		0-0 FC6-4 1-2f		4-2 FC6-4 BB		4-2 BB		4-2 E2 G5-3 BB			2 0 0 0 3 0 1														
Tike Redman, L OBP: 0.300, SLG: 0.365	1-0 G1-3			0-2 HR 19 SH1-3 1B	1-2 FC6-4 BB		1-0 L9		0-1 G5-3			5 1 1 0 0 0 4														
19 José Bautista, R OBP: 0.279, SLG: 0.250		1-1 G4-3		1 SAFE 0-0 SH1-3		2-3 K		2-0 G4-3		0-1 F7		2 0 0 0 0 1 0						AB 41								
Rob Mackowiak, L OBP: 0.333, SLG: 0.458				1-2 SH1-3								2 0 0 0 0 0 3						R 8								
Jose Castillo, R OBP: 0.282, SLG: 0.332		1-1 G1-3		0-0 HR		2-2 18 BB BB 1B			0-1 G6-3		0-1 G1-3	5 1 2 2 0 0 0						H 12								
18 Sean Burnett, L		2-2 G3-1		0-0 G1-3		4-2 18 BB BB			1-1 G3		2-2 G5-3	2 0 0 0 0 0 0						RBI 8								
Brian Meadows, R												0 0 0 0 0 0 0						BB 7								
Randal Simon, L												0 0 0 0 0 0 0						SO 4								
Oliver Perez, R												1 0 0 0 0 0 0						LOB 19								
Michael González, R												0 0 0 0 0 0 0														
18 Salomon Torres, R												0 0 0 0 0 0 0														
Bobby Hill, S												0 0 0 0 0 0 0														
11 Humberto Cota, R												0 0 0 0 0 0 0														
34 John Grabow, L												0 0 0 0 0 0 0														
Inning Stats	R: 3 E: 0 K: 0 S: 11	H: 2 LOB: 0 BB: 1 P: 20	R: 0 E: 0 K: 0 S: 8	H: 0 LOB: 0 BB: 0 P: 12	R: 1 E: 0 K: 0 S: 10	H: 2 LOB: 1 BB: 0 P: 16	R: 2 E: 0 K: 0 S: 10	H: 3 LOB: 1 BB: 0 P: 12	R: 0 E: 0 K: 0 S: 9	H: 0 LOB: 1 BB: 1 P: 14	R: 0 E: 0 K: 3 S: 14	H: 1 LOB: 3 BB: 2 P: 27	R: 0 E: 0 K: 0 S: 8	H: 0 LOB: 1 BB: 1 P: 16	R: 0 E: 0 K: 0 S: 10	H: 1 LOB: 1 BB: 0 P: 13	R: 0 E: 1 K: 1 S: 12	H: 1 LOB: 2 BB: 1 P: 18	R: 0 E: 0 K: 0 S: 9	H: 0 LOB: 1 BB: 1 P: 15	R: 2 E: 0 K: 0 S: 4	H: 2 LOB: 0 BB: 0 P: 8	1B: 7 2B: 1 3B: 1 HR: 3	SF: 0 SAC: 1 DP: 0 HBP: 0	WP: 0 PB: 0 SB: 0 CS: 0	PA: 49
PITCHER	IP	WLS	BF	H	R	ER	SO	BB	IBB	HBP	BLK	WP	HR	S	P	ERA	WHIP									
Kirk Rueter, L	(1, 1)	5.0	24	7	6	6	0	2	0	0	0	0	2	48	74	10.80	1.800									
Tyler Walker, R	(6, 1)	3.0	14	2	0	0	3	3	0	0	0	0	0	32	56	0.00	1.667									
Jim Brower, R	(9, 1)	0.1	3	1	0	0	1	1	0	0	0	0	0	8	14	0.00	6.000									
Scott Eyre, L	(9, 1)	1.2	6	0	0	0	0	1	0	0	0	0	0	13	19	0.00	0.600									
Dustin Hermanson, R	(11, 1)	0.0	L	2	2	2	0	0	0	0	0	0	1	4	8	∞	∞									

San Francisco Giants @ Pittsburgh Pirates

PNC Park, Pittsburgh, PA

Wed Aug 11 2004, 7:05 PM EDT

Att: 25,814 - Unknown - 73 F

AB 41
R 8
H 12
RBI 8
BB 7
SO 4
LOB 19



Batter	1	2	3	4	5	6	7	8	9	AB R H RBI BB SO LOB	TOP											
Ray Durham, S (1, 4) OBP: 0.351, SLG: 0.466	2-2 G6-3	3-2 L7		1-0 FC4-2 1B		2-2 G4-3		3-1 G1-3		5 1 0 0 0 0 4												
J.T. Snow, L (1, 3) OBP: 0.408, SLG: 0.479	3-2 2B		4-2 BB	4-0 1B BB			1-1 BB 1B	0-3 K		3 2 2 0 2 1 0												
Edgardo Alfonzo, R (1, 5) OBP: 0.336, SLG: 0.389	1-0 F9		2-0 P6	0-0 1B			SAFE SAFE 1-2 1B BB	0-0 L4		4 1 1 2 1 0 2												
Barry Bonds, L (1, 7) Dustan Mohr, R (8, 7) OBP: 0.601, SLG: 0.767 OBP: 0.400, SLG: 0.420	0-0 2B		4-1 BB	1-0 L8			4-2 1B 2B BB		0-0 P4	2 1 1 1 2 0 2 1 0 0 0 0 0 0												
Michael Tucker, L (1, 9) OBP: 0.382, SLG: 0.473	2-2 F7		1-0 F7		2-3 K		1-2 2B 1B	1-1 1B		5 1 2 2 0 1 3												
Ricky Ledee, L (1, 8) Marquis Grissom, R (7, PH) OBP: 0.382, SLG: 0.464 OBP: 0.313, SLG: 0.439		0-1 SH2-4 2B	2-0 P6		3-3 K		1-0 1-H 3-H 2B	1-3 K		3 0 1 0 0 1 2 2 0 1 2 0 1 1												
Deivi Cruz, R (1, 6) Neifi Perez, S (7, 6) OBP: 0.328, SLG: 0.449 OBP: 0.276, SLG: 0.295		1-3 K		0-1 2B FC4-2 1B	0-1 G4-3		1-0 F7	0-0 P5		4 0 1 0 0 1 2 1 0 0 0 0 0 1												
Yorvit Torrealba, R (1, 2) OBP: 0.305, SLG: 0.398		4-2 SH2-4 BB		0-0 FC4-2 1B 2B		2-2 G6-3	2-2 G5-3			3 1 1 0 1 0 1												
Jason Schmidt, R (1, 1) OBP: 0.184, SLG: 0.244		0-1 SH2-4		1-0 G4-3		0-0 G5-3	2-3 K			3 0 0 0 0 1 3												
Inning Stats	R: 1 E: 0 K: 0 S: 13	H: 2 LOB: 1 BB: 0 P: 21	R: 0 E: 0 K: 1 S: 13	H: 1 LOB: 2 BB: 1 P: 21	R: 0 E: 0 K: 0 S: 6	H: 0 LOB: 2 BB: 2 P: 19	R: 2 E: 0 K: 0 S: 7	H: 3 LOB: 2 BB: 1 P: 14	R: 0 E: 0 K: 2 S: 11	H: 0 LOB: 0 BB: 0 P: 16	R: 0 E: 0 K: 0 S: 10	H: 0 LOB: 0 BB: 0 P: 14	R: 4 E: 0 K: 1 S: 18	H: 3 LOB: 1 BB: 2 P: 34	R: 0 E: 0 K: 1 S: 6	H: 0 LOB: 0 BB: 0 P: 9	R: 0 E: 0 K: 1 S: 7	H: 1 LOB: 1 BB: 0 P: 9	1B: 5 2B: 5 3B: 0 HR: 0	SF: 0 SAC: 1 DP: 0 HBP: 0	WP: 0 PB: 0 SB: 0 CS: 0	PA: 43
PITCHER	IP WLS BF H R ER SO BB IBB HBP BLK WP HR S P ERA WHIP																					
Ryan Vogelsong, R (1, 1) ERA: 6.75	5.0 L 25 6 3 3 3 4 0 0 0 0 0 0 50 91 5.40 2.000																					
Dave Williams, L (6, 1) ERA: 6.75	1.0 8 3 4 4 0 2 0 0 0 0 0 0 19 34 36.00 5.000																					
Willis Roberts, R (7, 1) ERA: 5.4	2.0 6 0 0 0 2 0 0 0 0 0 0 0 15 23 0.00 0.000																					
Brian Meadows, R (9, 1) ERA: 2.82	1.0 4 1 0 0 1 0 0 0 0 0 0 0 7 9 0.00 1.000																					

San Francisco Giants @ Pittsburgh Pirates
PNC Park, Pittsburgh, PA
Thu Aug 12 2004, 7:05 PM EDT
Att. 24,446 - Overcast - 63 F

AB	36
R	7
H	10
RBI	7
BB	6
SO	6
LOB	21



Batter	1	2	3	4	5	6	7	8	9	AB	R	H	RBI	BB	SO	LOB
--------	---	---	---	---	---	---	---	---	---	----	---	---	-----	----	----	-----

18 Jason Kendall, R (1, 2) <small>OBP: 0.386, SLG: 0.378</small> 11 Humberto Cota, R (8, 2) <small>OBP: 0.350, SLG: 0.611</small>	2-2 		1-1 			2-2 		0-1 		3	0	0	0	0	0	0
2 Jack Wilson, R (1, 6) <small>OBP: 0.338, SLG: 0.486</small> Brian Meadows, R (9, 1)	2-2 			0-3 		0-1 		0-1 		4	0	0	0	0	1	1
Rob Mackowiak, L (1, 9) <small>OBP: 0.335, SLG: 0.459</small>	3-2 			0-0 					2-0 	4	0	2	0	0	1	0
Craig Wilson, R (1, 3) <small>OBP: 0.359, SLG: 0.507</small>	3-3 			2-3 				2-1 	3-3 	3	0	0	0	0	3	2
Jason Bay, R (1, 7) <small>OBP: 0.365, SLG: 0.583</small>			2-3 		3-3 			3-3 	2-2 	4	0	0	0	0	3	2
Tike Redman, L (1, 8) <small>OBP: 0.303, SLG: 0.366</small>			0-1 		0-0 			4-2 		2	0	1	0	1	0	0
Bobby Hill, S (1, 5) <small>OBP: 0.355, SLG: 0.344</small>			0-1 		0-0 			0-1 		3	0	0	0	0	0	3
Abraham Nunez, S (1, 4) <small>OBP: 0.288, SLG: 0.341</small> Dave Williams, L (6, 1) Willis Roberts, R (7, 1) 19 José Bautista, R (8, PH) <small>OBP: 0.274, SLG: 0.246</small> Jose Castillo, R (9, 6) <small>OBP: 0.282, SLG: 0.332</small>			0-3 		1-1 			0-3 		2	0	0	0	0	1	0
Ryan Vogelsong, R (1, 1) <small>OBP: 0.318, SLG: 0.368</small> Ty Wigginton, R (6, 5) <small>OBP: 0.323, SLG: 0.457</small>			1-3 					1-2 	1-0 	1	0	0	0	0	1	0
										2	0	1	0	0	0	0

Inning Stats	R: 0	H: 1	R: 0	H: 0	R: 0	H: 0	R: 0	H: 1	R: 0	H: 1	R: 0	H: 0	R: 0	H: 1	R: 0	H: 1	R: 0	H: 0	R: 0	H: 0	R: 0	H: 0	R: 0	H: 0	1B: 4	SF: 0	WP: 0	PA: 32
	E: 0	LOB: 1	E: 0	LOB: 0	E: 0	LOB: 0	E: 0	LOB: 1	E: 0	LOB: 0	E: 0	LOB: 2	E: 0	LOB: 1	E: 0	LOB: 0	E: 0	LOB: 0	E: 0	LOB: 0	E: 0	LOB: 0	E: 0	LOB: 0	2B: 0	SAC: 0	PB: 0	
	K: 1	BB: 0	K: 1	BB: 0	K: 2	BB: 0	K: 3	BB: 0	K: 0	BB: 0	K: 2	BB: 1	K: 1	BB: 0	K: 1	BB: 0	K: 1	BB: 0	K: 1	BB: 0	K: 1	BB: 0	K: 1	BB: 0	3B: 0	DP: 1	SB: 1	
	S: 14	P: 24	S: 7	P: 9	S: 8	P: 10	S: 10	P: 15	S: 4	P: 5	S: 8	P: 11	S: 13	P: 23	S: 8	P: 9	S: 7	P: 14	S: 7	P: 14	S: 7	P: 14	S: 7	P: 14	HR: 0	HBP: 1	CS: 0	

PITCHER	IP	WLS	BF	H	R	ER	SO	BB	IBB	HBP	BLK	WP	HR	S	P	ERA	WHIP
Jason Schmidt, R (1, 1) <small>ERA: 2.59</small>	9.0	W	32	4	0	0	11	1	0	1	0	0	0	79	120	0.00	0.556

BOTTOM

San Francisco Giants @ Pittsburgh Pirates
 PNC Park, Pittsburgh, PA
 Thu Aug 12 2004, 7:05 PM EDT
 Att. 24,446 - Overcast - 63 F

AB	30
R	0
H	4
RBI	0
BB	1
SO	11
LOB	9




WP	PA	ERA	WHIP
0	32		

Batter	1	2	3	4	5	6	7	8	9	AB R H RBI BB SO LOB	TOP											
Luis Gonzalez, R (1, 4) OBP: 0.305, SLG: 0.435	3-1 G5-3		1-3 K	1-2 HR	1-1 G6-3			1-0 P4	1-1 P6	6 1 1 3 0 1 4												
Royce Clayton, R (1, 6) OBP: 0.342, SLG: 0.426	3-2 2B		2-3 H	2-2 WP 17 1B HBP		0-2 G6-3		0-0 P4		4 0 1 0 0 1 0												
17 Todd Helton, L (1, 3) OBP: 0.451, SLG: 0.615	3-3 H		4-1 HR	0-0 1B	1-2 1B	1-2 G3-1		0-2 1B		4 1 2 0 1 1 1												
Vinny Castilla, R (1, 5) OBP: 0.338, SLG: 0.550	0-1 G5-3		0-0 HR	3-2 F7	3-2 F8	1-1 F8		2-1 F8		5 1 1 2 0 0 4												
Jeremy Burnitz, L (1, 9) OBP: 0.372, SLG: 0.622		0-3 K	0-1 P6		0-0 1B		1-3 K HR	4-0 5 F9 2B HBP BB		4 3 1 0 1 2 0												
Preston Wilson, R (1, 8) OBP: 0.329, SLG: 0.415		1-0 G6-3		2-0 P5	0-0 SH3-4 1B		1-0 HR	1-2 2B HBP		4 1 2 2 0 0 0												
Steve Reed, R (9, 1)					1-2 1B		1-2 HR			0 0 0 0 0 0 0												
5 Matt Holliday, R (1, 7) OBP: 0.353, SLG: 0.479		0-1 1B		0-0 HR 1B	3-2 F7		0-1 L6 1B	1-2 F9		5 1 3 0 0 0 4												
JD Closser, S (1, 2) OBP: 0.385, SLG: 0.462		2-1 1B		1-1 P6	0-0 SH3-4 1B		3-2 L6	1-0 2B		5 0 3 2 0 0 2												
Jeff Fassero, L (1, 1) OBP: 0.263, SLG: 0.222		1-2 1B		1-1 P6	0-0 SH3-4 1B		1-1 L6	1-3 2B		3 1 1 0 0 2 2												
Scott Dohmann, R (8, 1)		1-3 K		0-0 HR 1B	0-1 SH3-4		1-3 K	1-3 K		0 0 0 0 0 0 0												
Jorge Piedra, L (9, PH) OBP: 0.286, SLG: 0.286				1-2 HR 1B	1-2 2-3					1 0 0 0 0 1 2												
Inning Stats	R: 0 E: 0 K: 1 S: 12	H: 1 LOB: 1 BB: 0 P: 21	R: 0 E: 0 K: 2 S: 11	H: 2 LOB: 2 BB: 0 P: 15	R: 2 E: 0 K: 2 S: 11	H: 1 LOB: 0 BB: 1 P: 18	R: 3 E: 0 K: 0 S: 15	H: 4 LOB: 2 BB: 0 P: 24	R: 1 E: 0 K: 0 S: 11	H: 3 LOB: 2 BB: 0 P: 15	R: 0 E: 0 K: 0 S: 9	H: 0 LOB: 0 BB: 0 P: 11	R: 2 E: 0 K: 2 S: 13	H: 2 LOB: 0 BB: 0 P: 19	R: 0 E: 0 K: 0 S: 7	H: 1 LOB: 1 BB: 0 P: 10	R: 1 E: 0 K: 1 S: 11	H: 1 LOB: 2 BB: 1 P: 20	1B: 10 2B: 3 3B: 0 HR: 3	SF: 0 SAC: 1 DP: 1 HBP: 2	WP: 2 PB: 0 SB: 0 CS: 0	PA: 46
PITCHER	IP WLS BF H R ER SO BB IBB HBP BLK WP HR S P ERA WHIP																					
Kip Wells, R (1, 1) ERA: 4.5	4.1 L 26 11 6 6 5 1 0 1 0 1 2 56 88 12.46 2.769																					
Brian Meadows, R (5, 1) ERA: 3.0	2.2 10 2 2 2 2 0 0 0 0 1 1 26 35 6.75 0.750																					
Willis Roberts, R (8, 1) ERA: 5.25	2.0 10 2 1 1 1 1 0 1 0 0 0 18 30 4.50 1.500																					

Colorado Rockies @ Pittsburgh Pirates
PNC Park, Pittsburgh, PA
Fri Aug 13 2004, 7:05 PM EDT
Att. 27,522 - Unknown - 65 F

AB	41
R	9
H	15
RBI	9
BB	2
SO	8
LOB	19



BOTTOM

Colorado Rockies @ Pittsburgh Pirates
PNC Park, Pittsburgh, PA

livebaseballscorecards.com

AB 27
R 3
H 4
RBI 3
BB 5
SO 3
LOB 12



WP: 0 PA: 35
PB: 0
SB: 0
CS: 0

Fri Aug 13 2004, 7:05 PM EDT
Att: 27,522 - Unknown - 65 F

AB R H RBI BB SO LOB

3 0 0 0 1 0 0

3 0 0 0 1 0 1

4 0 0 0 0 1 1

2 1 0 0 2 0 1

3 2 2 1 0 0 1

4 0 2 0 0 0 2

3 0 0 0 1 0 3

1 0 0 2 0 0 0

1 0 0 0 0 1 0

2 0 0 0 0 1 3

0 0 0 0 0 0 0

1 0 0 0 0 0 0

0 0 0 0 0 0 0

0 0 0 0 0 0 0

1B: 3 SF: 2

2B: 0 SAC: 0

3B: 0 DP: 2

HR: 1 HBP: 1

Batter	1	2	3	4	5	6	7	8	9
18 Jason Kendall, R OBP: 0.385, SLG: 0.376	4-1 BB G5-4-3 BB		1-2 F7		2-2 G5-3		0-2 G1-3		
2 Jack Wilson, R OBP: 0.337, SLG: 0.483	1-2 G5-4-3 1-2f		4-0 FC4-6 BB		2-0 F7			2-2 G2-3	
Rob Mackowiak, L OBP: 0.332, SLG: 0.454	0-0 F9		0-0 FC4-6 1-2f		0-0 G4-3			1-3 K	
Craig Wilson, R OBP: 0.360, SLG: 0.505		4-1 1B SF9 BB	1-1 F9		2-2 L8			4-2 FC6-4 BB	
Jason Bay, R OBP: 0.370, SLG: 0.597		3-1 SF9 1B		1-1 FC5-4 1B HBP		2-2 HR		0-1 FC6-4 1-2f	
Tike Redman, L OBP: 0.305, SLG: 0.367		1-0 L3		1-1 FC5-4 1B		1-0 G6-4-3 1B		0-1 F7	
Ty Wigginton, R OBP: 0.322, SLG: 0.453		4-0 IBB		0-1 FC5-4 1-2f 2-3		2-0 G6-4-3 1-2f		0-1 F9	
Jose Castillo, R OBP: 0.279, SLG: 0.331		0-0 SF9		0-0 SF8			0-0 F9	0-3 K	
Abraham Nunez, S OBP: 0.286, SLG: 0.338		2-3 3-H		3-H					
Kip Wells, R OBP: 0.239, SLG: 0.302		0-0 L9		1-3 K			2-0 F9		
Brian Meadows, R									
19 José Bautista, R OBP: 0.270, SLG: 0.241									
Willis Roberts, R									

Inning Stats	R: 0	H: 0	E: 0	K: 5	S: 5	R: 1	H: 1	E: 0	K: 6	S: 6	R: 0	H: 0	E: 0	K: 7	S: 7	R: 1	H: 1	E: 0	K: 1	S: 9	R: 0	H: 0	E: 0	K: 6	S: 6	R: 1	H: 2	E: 0	K: 10	S: 10	R: 0	H: 0	E: 0	K: 5	S: 5	R: 0	H: 0	E: 0	K: 7	S: 7	R: 0	H: 0	E: 0	K: 7	S: 7	1B: 3	SF: 2	2B: 0	SAC: 0	3B: 0	DP: 2	HR: 1	HBP: 1	WP: 0	PA: 35
--------------	------	------	------	------	------	------	------	------	------	------	------	------	------	------	------	------	------	------	------	------	------	------	------	------	------	------	------	------	-------	-------	------	------	------	------	------	------	------	------	------	------	------	------	------	------	------	-------	-------	-------	--------	-------	-------	-------	--------	-------	--------

PITCHER	IP	WLS	BF	H	R	ER	SO	BB	IBB	HBP	BLK	WP	HR	S	P	ERA	WHIP
Jeff Fassero, L ERA: 5.76	(1, 1)	7.0	28	4	3	3	1	3	1	1	0	0	1	48	87	3.86	1.000
Scott Dohmann, R ERA: 4.06	(8, 1)	1.0	4	0	0	0	1	1	0	0	0	0	0	12	19	0.00	1.000
Steve Reed, R ERA: 2.63	(9, 1)	1.0	3	0	0	0	1	0	0	0	0	0	0	7	7	0.00	0.000

Batter	1	2	3	4	5	6	7	8	9	AB R H RBI BB SO LOB	TOP											
Luis Gonzalez, R (1, 9) OBP: 0.300, SLG: 0.426	1-3 K		1-3 K		0-1 G4-3		3-3 K		1-3 K	5 0 0 0 0 4 3												
Royce Clayton, R (1, 6) OBP: 0.345, SLG: 0.426	2-3 K		4-1 BB		4-1 BB		1-2 1B			2 0 1 0 2 1 0												
Preston Wilson, R (1, 8) OBP: 0.327, SLG: 0.408	4-2 BB		1-2 F7		1-0 G4-6-3		1-3 K			3 0 0 0 1 1 5												
Vinny Castilla, R (1, 5) OBP: 0.340, SLG: 0.555	2-0 2-4	1-1 HR		4-0 BB		1-1 G1-3		1-0 F7		3 1 1 1 1 0 0												
5 Matt Holliday, R (1, 7) OBP: 0.349, SLG: 0.473		3-3 K		0-1 F9		3-1 F9		1-3 K		4 0 0 0 0 2 1												
Charles Johnson, R (1, 2) OBP: 0.353, SLG: 0.465		1-3 K		4-2 BB		4-1 BB		2-3 K		2 0 0 0 2 2 0												
Kit Pellow, R (1, 3) OBP: 0.315, SLG: 0.357		2-1 G5-3		1-1 F8		0-1 F7			2-3 K	4 0 0 0 0 1 3												
12 Clint Barmes, R (1, 4) OBP: 0.500, SLG: 0.333		2-2 SH5-4		4-2 BB		2-1 F9		0-1 F9		3 0 1 0 1 0 0												
Jamey Wright, R (1, 1) Allan Simpson, R (5, 1) Mark Sweeney, L (7, PH) Scott Dohmann, R (7, 1) Javier López, L (8, 1) JD Closser, S (9, PH)		0-1 SH5-4		1-3 K		0-0 1B		3-2 DI		1 0 0 0 0 0 1 3 0 0 0 0 0 0 0 0 1 0 1 0 1 0 1 0 0 0 0 0												
Inning Stats	R: 0 E: 0 K: 2 S: 9	H: 0 LOB: 1 BB: 1 P: 18	R: 1 E: 0 K: 2 S: 11	H: 1 LOB: 0 BB: 0 P: 18	R: 0 E: 0 K: 1 S: 14	H: 1 LOB: 2 BB: 1 P: 22	R: 0 E: 0 K: 1 S: 14	H: 0 LOB: 3 BB: 3 P: 28	R: 0 E: 0 K: 0 S: 4	H: 0 LOB: 0 BB: 1 P: 9	R: 0 E: 0 K: 0 S: 7	H: 0 LOB: 1 BB: 1 P: 15	R: 0 E: 0 K: 2 S: 13	H: 2 LOB: 2 BB: 0 P: 20	R: 0 E: 0 K: 2 S: 7	H: 0 LOB: 0 BB: 0 P: 11	R: 0 E: 0 K: 2 S: 11	H: 1 LOB: 1 BB: 0 P: 17	1B: 4 2B: 0 3B: 0 HR: 1	SF: 0 SAC: 1 DP: 1 HBP: 0	WP: 0 PB: 0 SB: 0 CS: 0	PA: 37
PITCHER	IP WLS BF H R ER SO BB IBB HBP BLK WP HR S P ERA WHIP																					
Oliver Pérez, L (1, 1) ERA: 3.04	6.0 W 26 2 1 1 6 7 0 0 0 0 1 59 110 1.50 1.500																					
16 Salomon Torres, R (7, 1) ERA: 2.81	2.0 8 2 0 0 4 0 0 0 0 0 0 20 31 0.00 1.000																					
Michael Gonzalez, L (9, 1) ERA: 0.71	1.0 4 1 0 0 2 0 0 0 0 0 0 11 17 0.00 1.000																					

Colorado Rockies @ Pittsburgh Pirates
PNC Park, Pittsburgh, PA
Sat Aug 14 2004, 7:05 PM EDT
Att. 37,312 - Cloudy - 68 F

livebaseballscorecards.com

AB 29
R 1
H 5
RBI 1
BB 7
SO 12
LOB 15



Batter	1	2	3	4	5	6	7	8	9
18 Jason Kendall, R OBP: 0.391, SLG: 0.377 11 Humberto Cota, R OBP: 0.350, SLG: 0.611	4-1 BB		1-1 G6-3 1B	3-2 HBP	4-1 BB		4-1 FC6-4 BB		
2 Jack Wilson, R OBP: 0.338, SLG: 0.483	3-2 P4		0-1 2B	0-3 HBP	4-1 BB		0-0 FC6-4		
Rob Mackowiak, L OBP: 0.328, SLG: 0.448	2-3 K		1-1 G1-3	2-2 G3-1	0-0 P4		0-0 G5-3		
Craig Wilson, R OBP: 0.363, SLG: 0.512	0-3 K		2-2 G6-3		1-0 HR	2-0 G4-3 HBP	1-2 FC6-4 1B		
Jason Bay, R OBP: 0.371, SLG: 0.589		3-2 G5-3	4-2 FC4-6 BB		4-0 F9 1B BB	1-3 K	2-0 FC6-4 1B		
Tike Redman, L OBP: 0.303, SLG: 0.365		3-1 E3 1B	0-0 FC4-6		0-0 SH2-4 1B BB	2-1 G4-3	3-2 G6-3		
Ty Wigginton, R OBP: 0.321, SLG: 0.449		4-1 1B BB		3-3 K2-3	1-0 F9		1-0 G6-3		
Jose Castillo, R OBP: 0.286, SLG: 0.349		1-2 1B		2-1 HR	1-1 2B SH2-4 1B		0-3 K		
Oliver Pérez, L OBP: 0.256, SLG: 0.220 16 Salomon Torres, R OBP: 0.500, SLG: 1.000 Michael Gonzalez, R OBP: 1.000, SLG: 2.000		0-0 L4		0-1 18 HBP 1B	0-0 SH2-4		0-0 2B		


Inning Stats	R: 0	H: 0	E: 0	K: 2	S: 11	LOB: 1	BB: 1	P: 20	R: 1	H: 1	E: 1	K: 0	S: 13	LOB: 1	BB: 1	P: 24	R: 1	H: 2	E: 0	K: 0	S: 12	LOB: 2	BB: 1	P: 20	R: 1	H: 2	E: 0	K: 2	S: 16	LOB: 2	BB: 0	P: 26	R: 3	H: 3	E: 0	K: 0	S: 9	LOB: 3	BB: 3	P: 24	R: 0	H: 0	E: 0	K: 1	S: 5	LOB: 0	BB: 0	P: 10	R: 0	H: 1	E: 0	K: 1	S: 7	LOB: 2	BB: 1	P: 12	R: 0	H: 1	E: 0	K: 0	S: 8	LOB: 1	BB: 0	P: 14
--------------	------	------	------	------	-------	--------	-------	-------	------	------	------	------	-------	--------	-------	-------	------	------	------	------	-------	--------	-------	-------	------	------	------	------	-------	--------	-------	-------	------	------	------	------	------	--------	-------	-------	------	------	------	------	------	--------	-------	-------	------	------	------	------	------	--------	-------	-------	------	------	------	------	------	--------	-------	-------

AB	R	H	RBI	BB	SO	LOB
1	1	1	0	3	0	0
0	0	0	0	0	0	0
4	0	1	1	1	1	5
5	0	0	0	0	1	8
4	1	2	2	0	1	2
3	1	0	0	2	1	2
5	2	1	0	0	0	4
3	0	0	0	1	1	2
4	1	3	3	0	1	0
2	0	1	0	0	0	1
1	0	1	0	0	0	0
0	0	0	0	0	0	0

BOTTOM

Colorado Rockies @ Pittsburgh Pirates
PNC Park, Pittsburgh, PA
 Sat Aug 14 2004, 7:05 PM EDT
 Att: 37,312 - Cloudy - 68 F

AB	32
R	6
H	10
RBI	6
BB	7
SO	6
LOB	24



PITCHER	IP	WLS	BF	H	R	ER	SO	BB	IBB	HBP	BLK	WP	HR	S	P	ERA	WHIP
Jamey Wright, R ERA: 3.71	4.1	L	26	8	6	5	4	4	0	1	0	0	2	57	102	10.38	2.769
Allan Simpson, R ERA: 6.23	1.2		7	0	0	0	1	2	0	1	0	0	0	9	22	0.00	1.200
Scott Dohmann, R ERA: 3.94	1.0		5	1	0	0	1	1	0	0	0	0	0	7	12	0.00	2.000
Javier López, L ERA: 9.0	1.0		4	1	0	0	0	0	0	0	0	0	0	8	14	0.00	1.000

Batter	1	2	3	4	5	6	7	8	9	AB R H RBI BB SO LOB	TOP											
Aaron Miles, S (1, 4) OBP: 0.344, SLG: 0.402	2-1 F7		0-2 L6			1-1 F8		1-0 B3		4 0 0 0 0 0 0												
Royce Clayton, R (1, 6) OBP: 0.347, SLG: 0.427	2-3 K		2-1 1B			0-1 BB 17 BB 1B		1-3 K		4 0 2 0 0 2 0												
17 Todd Helton, L (1, 3) OBP: 0.451, SLG: 0.613	0-1 F8		0-0 P6			4-1 BB 1-2 BB		1-2 1B		3 0 1 0 1 0 1												
Vinny Castilla, R (1, 5) OBP: 0.337, SLG: 0.550		0-2 L9			1-0 G6-3	0-2 F4		2-0 P5		4 0 0 0 0 0 3												
Jeremy Burnitz, L (1, 9) OBP: 0.371, SLG: 0.618 (7, 8)		3-2 G2-3			3-3 K	4-0 1-2 2-3 BB		0-1 F7		3 0 0 0 1 1 0												
5 Matt Holliday, R (1, 7) OBP: 0.348, SLG: 0.470		1-0 1B			3-2 L8	0-1 F7		1-3 K		4 0 1 0 0 1 3												
Jorge Piedra, L (1, 8) OBP: 0.333, SLG: 0.333		1 SAFE 2-1			2-1 F8		1-3 K2-3		3-2 F9	2 0 1 0 0 0 0												
Luis Gonzalez, R (7, PH) OBP: 0.299, SLG: 0.425		1-2 1B								1 0 0 0 0 1 0												
Mark Sweeney, L (9, PH) OBP: 0.406, SLG: 0.551										1 0 0 0 0 0 0												
JD Closser, S (1, 2) OBP: 0.353, SLG: 0.412		3-3 K			0-2 G4-3	2-2 P4				3 0 0 0 0 1 2												
Joe Kennedy, R (1, 1) OBP: 0.226, SLG: 0.207			1-3 K		0-3 K		1-3 K			1 0 0 0 0 1 0												
Tim Harikkala, R (4, 1)										1 0 0 0 0 1 0												
Charles Johnson, R (7, PH) OBP: 0.352, SLG: 0.464										1 0 0 0 0 1 0												
Steve Reed, R (7, 1)										0 0 0 0 0 0 0												
40 Brian Fuentes, L (8, 1)										0 0 0 0 0 0 0												
Inning Stats	R: 0 E: 0 K: 1 S: 7	H: 0 LOB: 0 BB: 0 P: 11	R: 0 E: 0 K: 1 S: 12	H: 2 LOB: 2 BB: 0 P: 21	R: 0 E: 0 K: 1 S: 10	H: 1 LOB: 1 BB: 0 P: 13	R: 0 E: 0 K: 1 S: 8	H: 0 LOB: 0 BB: 0 P: 15	R: 0 E: 0 K: 1 S: 10	H: 0 LOB: 0 BB: 0 P: 12	R: 0 E: 0 K: 2 S: 11	H: 1 LOB: 3 BB: 2 P: 20	R: 0 E: 0 K: 2 S: 10	H: 0 LOB: 0 BB: 0 P: 14	R: 0 E: 0 K: 1 S: 8	H: 1 LOB: 1 BB: 0 P: 13	R: 0 E: 0 K: 1 S: 9	H: 0 LOB: 0 BB: 0 P: 13	1B: 5 2B: 0 3B: 0 HR: 0	SF: 0 SAC: 0 DP: 0 HBP: 0	WP: 0 PB: 0 SB: 0 CS: 0	PA: 34
PITCHER	IP WLS BF H R ER SO BB IBB HBP BLK WP HR S P ERA WHIP																					
Josh Fogg, R (1, 1) ERA: 5.15	6.0 W 24 4 0 0 5 2 0 0 0 0 0 0 58 92 0.00 1.000																					
Michael Gonzalez, L (7, 1) ERA: 0.67	1.2 H 6 1 0 0 3 0 0 0 0 0 0 0 17 24 0.00 0.600																					
16 Salomon Torres, R (8, 1) ERA: 2.8	0.1 H 1 0 0 0 0 0 0 0 0 0 0 0 1 3 0.00 0.000																					
Jose Mesa, R (9, 1) ERA: 2.55	1.0 S 3 0 0 0 1 0 0 0 0 0 0 0 9 13 0.00 0.000																					

Colorado Rockies @ Pittsburgh Pirates
PNC Park, Pittsburgh, PA
Sun Aug 15 2004, 1:35 PM EDT
Att. 24,862 - Sunny - 67 F

AB	32
R	0
H	5
RBI	0
BB	2
SO	9
LOB	9



Batter	1	2	3	4	5	6	7	8	9	AB	R	H	RBI	BB	SO	LOB
18 Jason Kendall, R OBP: 0.391, SLG: 0.375 11 Humberto Cota, R OBP: 0.333, SLG: 0.579 (1, 2) (4, PR) (5, 2)	1-2 F8	3-3 K		1-1 HBP		0-0 G3		2-1 G6-4-3		2	0	0	0	0	1	1
2 Jack Wilson, R OBP: 0.339, SLG: 0.485 (1, 6)	2-0 G5-3 3B 1B		1-1 F8	1-0 L4			1-1 1B FC5-4 2B		4	2	2	0	0	0	0	3
Jason Bay, R OBP: 0.369, SLG: 0.584 (1, 7)	2-0 G5-3		0-3 K		0-3 K		1-2 FC5-4 1B		4	0	1	0	0	0	2	1
Craig Wilson, R OBP: 0.366, SLG: 0.521 (1, 3)	0-1 3B		3-1 2B		0-0 FC4-6 1B		1-0 FC5-4 FC4-6		4	0	3	2	0	0	0	1
Ty Wigginton, R OBP: 0.320, SLG: 0.447 (1, 5)	1-0 G5-3		1-3 K		3-2 FC4-6 1B		0-0 P6		4	0	1	0	0	0	1	3
Tike Redman, L OBP: 0.305, SLG: 0.365 (1, 8)		2-2 PB 19 G3 1B HBP		0-0 G5-3 19 1B FC1-2 1B		1-2 FC4-6		0-0 FC4-6	3	1	1	0	0	0	0	3
19 José Bautista, R OBP: 0.277, SLG: 0.250 Rob Mackowiak, L OBP: 0.326, SLG: 0.445 (1, 9) (5, PH) (6, 9)		0-1 G3		0-2 FC1-2 G5-3 1B		1-2 G3		0-0 G6-3	2	0	1	0	0	0	0	1
Jose Castillo, R OBP: 0.289, SLG: 0.349 (1, 4)		2-2 SH3-4 1B		1-2 G5-3		2-2 G5-3		4-2 BB BB	3	0	1	1	1	0	2	
Josh Fogg, R OBP: 0.088, SLG: 0.088 Bobby Hill, S OBP: 0.563, SLG: 0.342 Michael Gonzalez, R OBP: 1.000, SLG: 2.000 16 Salomon Torres, R OBP: 0.500, SLG: 1.000 Abraham Nunez, S OBP: 0.281, SLG: 0.338 Jose Mesa, R (1, 1) (6, PH) (7, 1) (8, 1) (8, PH) (9, 1)		0-0 SH3-4		2-2 FC1-2 18 HBP		2-3 K		4-0 G6-4-3 BB	1	0	0	0	0	0	0	2


Inning Stats	R: 1	H: 2	E: 0	K: 0	S: 8	LOB: 1	BB: 0	P: 14	R: 1	H: 1	E: 0	K: 1	S: 13	LOB: 1	BB: 0	P: 20	R: 0	H: 1	E: 0	K: 2	S: 11	LOB: 1	BB: 0	P: 16	R: 0	H: 2	E: 0	K: 1	S: 15	LOB: 3	BB: 0	P: 20	R: 0	H: 2	E: 0	K: 1	S: 13	LOB: 2	BB: 0	P: 18	R: 0	H: 0	E: 0	K: 1	S: 10	LOB: 0	BB: 0	P: 14	R: 1	H: 2	E: 0	K: 0	S: 8	LOB: 1	BB: 0	P: 11	R: 0	H: 0	E: 0	K: 0	S: 6	LOB: 1	BB: 2	P: 16
--------------	------	------	------	------	------	--------	-------	-------	------	------	------	------	-------	--------	-------	-------	------	------	------	------	-------	--------	-------	-------	------	------	------	------	-------	--------	-------	-------	------	------	------	------	-------	--------	-------	-------	------	------	------	------	-------	--------	-------	-------	------	------	------	------	------	--------	-------	-------	------	------	------	------	------	--------	-------	-------

PITCHER	IP	WLS	BF	H	R	ER	SO	BB	IBB	HBP	BLK	WP	HR	S	P	ERA	WHIP
Joe Kennedy, L ERA: 3.88 (1, 1)	3.2	L	19	6	2	2	3	0	0	0	0	0	0	46	68	4.91	1.636
Tim Harikkala, R ERA: 2.75 (4, 1)	2.1		9	2	0	0	2	0	0	0	0	0	0	24	34	0.00	0.857
Steve Reed, R ERA: 2.75 (7, 1)	1.0		5	2	1	1	0	0	0	0	0	0	0	8	11	9.00	2.000
40 Brian Fuentes, L ERA: 4.01 (8, 1)	1.0		4	0	0	0	0	2	0	0	0	0	0	6	16	0.00	2.000

BOTTOM

Colorado Rockies @ Pittsburgh Pirates
PNC Park, Pittsburgh, PA
 Sun Aug 15 2004, 1:35 PM EDT
 Att. 24,862 - Sunny - 67 F

AB	32
R	3
H	10
RBI	3
BB	2
SO	5
LOB	21



WP	PA	37
1B:	7	SF: 0
2B:	2	SAC: 1
3B:	1	DP: 1
HR:	0	HBP: 2

Batter	1	2	3	4	5	6	7	8	9	10	AB R H RBI BB SO LOB	TOP													
18 Jason Kendall, R OBP: 0.394, SLG: 0.378	1-2 G6-3		4-0 BB		2-2 FC5-4 1B	0-1 FC5-4			2-2 G6-3 BB 2B 1B	2-2 WP 2 SF8 1B	5 1 3 0 1 0 1														
2 Jack Wilson, R OBP: 0.337, SLG: 0.482	0-1 G1-3		0-2 WP 1B		0-0 FC5-4 3B		1-1 F9		0-3 K	1-2 SF8	5 1 1 1 0 1 2														
Rob Mackowiak, L OBP: 0.326, SLG: 0.441	2-0 G4-3		2-3 K		1-0 E5 3B		0-3 K		4-2 G6-3 2B BB	4-0 WP IBB	4 2 0 0 2 2 3														
Craig Wilson, R OBP: 0.364, SLG: 0.517		3-3 K	3-3 K		4-2 3B BB		0-3 K		0-1 G6-3	4-0 BB	4 1 0 0 1 3 4														
Jose Mesa, R OBP: 0.295, SLG: 0.338					1-2 3B				1-2 2-3	1-2 2-3 BB	0 0 0 0 0 0 0														
Abraham Nunez, S OBP: 0.295, SLG: 0.338											0 0 0 0 0 1 0 0														
Michael Gonzalez, R OBP: 1.000, SLG: 2.000											0 0 0 0 0 0 0 0														
Daryle Ward, L OBP: 0.315, SLG: 0.556		1-0 F9		2-2 F8	0-1 3B			1-1 HR	2-1 WP 2B	1-3 K	6 1 3 6 0 1 3														
Jason Bay, R OBP: 0.370, SLG: 0.577		4-1 1B BB		1-3 K	1-3 K			3-3 K	4-0 WP IBB		3 0 0 0 2 3 1														
Tike Redman, L OBP: 0.309, SLG: 0.375		0-1 1B		1-1 1B		1-2 G3		2-0 HR	1-2 F9		5 1 3 1 0 0 2														
Jose Castillo, R OBP: 0.291, SLG: 0.348		1-3 K		2-2 18 CS 1B		2-2 G5-3		0-0 P4		4-2 18 1B 2 SF8 BB	4 1 1 0 1 1 2														
18 Sean Burnett, L OBP: 0.295, SLG: 0.340			1-0 G1-3		1-2 CS	0-1 G4-3	1-1 18 FC5-4 1B		1-1 F7		2 0 0 0 0 0 0 0														
19 José Bautista, R OBP: 0.295, SLG: 0.340											1 0 1 0 0 0 0 0														
Brian Meadows, R OBP: 0.295, SLG: 0.340											0 0 0 0 0 0 0 0														
34 John Grabow, L OBP: 0.295, SLG: 0.340											0 0 0 0 0 0 0 0														
Bobby Hill, S OBP: 0.295, SLG: 0.340											1 0 0 0 0 0 0 0														
16 Salomon Torres, R OBP: 0.295, SLG: 0.340											0 0 0 0 0 0 0 0														
Ty Wigginton, R OBP: 0.295, SLG: 0.340											1 0 0 0 0 0 1 1														
Inning Stats	R: 0 E: 0 K: 0 S: 6	H: 0 LOB: 0 BB: 0 P: 9	R: 0 E: 0 K: 2 S: 12	H: 1 LOB: 2 BB: 1 P: 21	R: 0 E: 0 K: 2 S: 13	H: 1 LOB: 2 BB: 1 P: 23	R: 0 E: 0 K: 1 S: 15	H: 2 LOB: 1 BB: 0 P: 21	R: 3 E: 1 K: 1 S: 16	H: 2 LOB: 1 BB: 1 P: 24	R: 0 E: 0 K: 0 S: 13	H: 1 LOB: 1 BB: 0 P: 17	R: 0 E: 0 K: 2 S: 8	H: 0 LOB: 0 BB: 0 P: 9	R: 2 E: 0 K: 1 S: 9	H: 2 LOB: 0 BB: 0 P: 16	R: 2 E: 0 K: 1 S: 16	H: 2 LOB: 2 BB: 2 P: 29	R: 1 E: 0 K: 2 S: 16	H: 1 LOB: 3 BB: 3 P: 33	1B: 8 2B: 1 3B: 1 HR: 2	SF: 1 SAC: 0 DP: 0 HBP: 0	WP: 3 PB: 0 SB: 1 CS: 1	PA: 51	
PITCHER	IP WLS BF H R ER SO BB IBB HBP BLK WP HR S P ERA WHIP												IP WLS BF H R ER SO BB IBB HBP BLK WP HR S P ERA WHIP												
17 Brandon Webb, R ERA: 3.81	(1, 1) 6.0																								
Elmer Dessens, R ERA: 4.75	(7, 1) 2.0																								
Mike Fetters, R ERA: 8.44	(9, 1) 0.2																								
Shane Nance, L ERA: 4.15	(9, 1) 0.1																								
Greg Aquino, R ERA: 3.57	(10, 1) 1.0	L																							

Pittsburgh Pirates @ Arizona Diamondbacks
Bank One Ballpark, Phoenix, AZ
Mon Aug 16 2004, 9:35 PM EDT
Att. 28,768 - Dome - 81 F

AB	41
R	8
H	12
RBI	8
BB	8
SO	12
LOB	19



BOTTOM

Pittsburgh Pirates @ Arizona Diamondbacks
Bank One Ballpark, Phoenix, AZ

Mon Aug 16 2004, 9:35 PM EDT
Att: 28,768 - Dome - 81 F

livebaseballscorecards.com

AB 39
R 7
H 13
RBI 7
BB 3
SO 8
LOB 18



WP: 1 PA: 44
PB: 0
SB: 2
CS: 0

AB R H RBI BB SO LOB

4 1 2 0 1 1 2

4 0 0 0 0 1 3

1 0 1 0 0 0 0

5 0 3 2 0 0 1

5 0 0 0 0 2 6

3 1 0 0 2 2 0

4 3 3 1 0 0 0

5 0 0 0 0 0 4

5 2 3 4 0 1 1

2 0 1 0 0 1 1
0 0 0 0 0 0 0
0 0 0 0 0 0 0
0 0 0 0 0 0 0
1 0 0 0 0 0 0
0 0 0 0 0 0 0

1B: 11 SF: 0
2B: 0 SAC: 2
3B: 0 DP: 2
HR: 2 HBP: 0

Batter	1	2	3	4	5	6	7	8	9	10
Quinton McCracken, S OBP: 0.338, SLG: 0.412 (1, 7)	0-1 E S 1B		4-1 1B BB SAFE		2-1 G4-6-3 1-2f		1-3 K		2-2 1B 1B	
Andy Green, R OBP: 0.244, SLG: 0.302 Chad Tracy, L OBP: 0.340, SLG: 0.406 (9, PH) (10, 5)	1-0 L9		1-0 F8		3-2 F8			1-3 K	0-2 1B 1B	
Danny Bautista, R OBP: 0.361, SLG: 0.449 (1, 9)	2-1 G6-3		2-2 1B			0-1 G6-3		1-1 1B	0-0 1B	
Shea Hillenbrand, R OBP: 0.342, SLG: 0.456 (1, 3)	0-1 G6-3		0-3 K2-3			2-3 K		2-1 G5-4-3	1-0 G5-3	
Luis Terrero, R OBP: 0.398, SLG: 0.411 (1, 8)		3-3 K		2-0 F9		0-3 K			4-2 1B HR	4-2 G3 SH1-3 BB
Scott Hairston, R OBP: 0.307, SLG: 0.484 (1, 4)		1-1 G1-3		2-1 HR			1-1 G3 WP 1B		1-2 1B HR	0-0 SH1-3
Alex Cintron, S OBP: 0.291, SLG: 0.362 (1, 6)		0-0 F9		2-1 G5-3			3-2 G3		1-2 F7	0-1 G3
Koyie Hill, S OBP: 0.297, SLG: 0.371 (1, 2)			0-1 1B S 1B		1-0 G3		1-0 SH1-4 1B		0-0 1B HR	3-3 K
17 Brandon Webb, R OBP: 0.137, SLG: 0.102 Elmer Dessens, R OBP: 0.286, SLG: 0.278 Mike Fetters, R (9, 1) Shane Nance, L (9, 1) Carlos Baerga, S OBP: 0.262, SLG: 0.323 Greg Aquino, R (10, 1)			1-3 K		2-2 G4-6-3 1B		0-0 SH1-4		3-1 G3-1	

Inning Stats	R: 0	H: 1	E: 0	LOB: 1	K: 0	S: 7	P: 10	R: 0	H: 0	E: 0	LOB: 0	K: 1	BB: 0	S: 6	P: 10	R: 1	H: 2	E: 0	LOB: 2	K: 2	BB: 1	S: 13	P: 21	R: 1	H: 1	E: 0	LOB: 0	K: 0	BB: 0	S: 6	P: 13	R: 0	H: 1	E: 0	LOB: 0	K: 2	BB: 0	S: 9	P: 16	R: 0	H: 0	E: 0	LOB: 0	K: 2	BB: 0	S: 10	P: 12	R: 1	H: 2	E: 0	LOB: 1	K: 1	BB: 0	S: 14	P: 20	R: 0	H: 1	E: 0	LOB: 0	K: 1	BB: 0	S: 7	P: 11	R: 4	H: 5	E: 0	LOB: 2	K: 0	BB: 1	S: 20	P: 32	R: 0	H: 0	E: 0	LOB: 1	K: 1	BB: 1	S: 12	P: 19	1B: 11	SF: 0	2B: 0	SAC: 2	3B: 0	DP: 2	HR: 2	HBP: 0
--------------	------	------	------	--------	------	------	-------	------	------	------	--------	------	-------	------	-------	------	------	------	--------	------	-------	-------	-------	------	------	------	--------	------	-------	------	-------	------	------	------	--------	------	-------	------	-------	------	------	------	--------	------	-------	-------	-------	------	------	------	--------	------	-------	-------	-------	------	------	------	--------	------	-------	------	-------	------	------	------	--------	------	-------	-------	-------	------	------	------	--------	------	-------	-------	-------	--------	-------	-------	--------	-------	-------	-------	--------

PITCHER	IP	WLS	BF	H	R	ER	SO	BB	IBB	HBP	BLK	WP	HR	S	P	ERA	WHIP	
18 Sean Burnett, L ERA: 4.26	(1, 1)	5.0		20	5	2	2	3	1	0	0	0	0	0	1	41	7.00	1.200
Brian Meadows, R ERA: 3.09	(6, 1)	1.1	H	5	1	1	2	0	0	0	0	1	0	19	25	6.75	0.750	
34 John Grabow, L ERA: 4.91	(7, 1)	0.2	B	3	1	0	1	0	0	0	0	0	0	5	7	0.00	1.500	
16 Salomon Torres, R ERA: 2.76	(8, 1)	1.0	H	3	1	0	0	1	0	0	0	0	0	7	11	0.00	1.000	
Jose Mesa, R ERA: 3.17	(9, 1)	1.0	W	9	5	4	0	1	0	0	0	0	1	20	32	36.00	6.000	

PITCHER	IP	WLS	BF	H	R	ER	SO	BB	IBB	HBP	BLK	WP	HR	S	P	ERA	WHIP
Michael Gonzalez, L ERA: 0.64	(10, 1)	1.0	S	4	0	0	1	1	0	0	0	0	0	12	19	0.00	1.000

Batter	1	2	3	4	5	6	7	8	9	AB R H RBI BB SO LOB	TOP											
18 Jason Kendall, R OBP: 0.394, SLG: 0.377 (1, 2)	2-1 F9		1-1 FC4-6 1B	0-2 FC5-2-5-2		0-2 F7		4-2 FC1-2 BB		4 0 1 0 1 0 1												
2 Jack Wilson, R OBP: 0.336, SLG: 0.478 (1, 6)	4-2 CS BB		0-1 FC4-6 1B 1-2f	1-2 K		1-2 P3		0-0 P2		4 0 0 0 1 1 4												
Daryle Ward, L OBP: 0.323, SLG: 0.555 (1, 3)	2-3 K 1-2		1-2 BB 1B		3-2 1B BLK 1B	2-1 F8		4-1 FC1-2 BB		4 1 2 0 1 1 1												
Craig Wilson, R OBP: 0.367, SLG: 0.523 (1, 9)		2-1 HR	3-3 K		4-1 1B 1B BB		0-1 FC6-4 1B	0-2 FC1-2 FC6-4		4 2 2 1 1 1 5												
Brian Meadows, R (8, 1)								1-2 2-3 3-Hf		0 0 0 0 0 0 0												
Mark Corey, R (9, 1)										0 0 0 0 0 0 0												
Jason Bay, R OBP: 0.370, SLG: 0.572 (1, 7)		3-2 F9	4-0 FC6-4 BB		3-2 1B 1B G6-4-3 1B		3-1 FC6-4 FC4-6	0-0 FC6-4		4 1 1 0 1 0 4												
Tike Redman, L OBP: 0.308, SLG: 0.373 (1, 8)		0-1 G3	1-1 FC6-4		0-0 G6-4-3 1B		1-0 FC4-6		1-1 G3	5 0 1 1 0 0 4												
Ty Wigginton, R OBP: 0.323, SLG: 0.454 (1, 5)		1-0 HR		4-2 2B BB	1-1 G6-4-3 1B		0-1 G6-3		2-0 G6-3	4 2 2 2 1 0 1												
Jose Castillo, R OBP: 0.296, SLG: 0.358 (1, 4)		4-1 BB		0-1 1B FC5-2-5-2 2B	1-0 G6-4-3			0-0 3B 2B	1-2 P5	4 1 2 1 1 0 2												
Ryan Vogelsong, R OBP: 0.280, SLG: 0.318 (1, 1)		3-3 K		0-0 G6-3	1-3 K			0-0 FC1-2 3B		3 0 0 0 0 2 3												
Rob Mackowiak, L OBP: 0.328, SLG: 0.447 (8, PH)										1 0 1 1 0 0 0												
(8, 9)																						
Inning Stats	R: 0 E: 0 K: 1 S: 9	H: 0 LOB: 0 BB: 1 P: 17	R: 2 E: 0 K: 1 S: 12	H: 2 LOB: 1 BB: 1 P: 25	R: 0 E: 0 K: 1 S: 12	H: 2 LOB: 3 BB: 1 P: 22	R: 1 E: 0 K: 1 S: 12	H: 1 LOB: 1 BB: 1 P: 17	R: 3 E: 0 K: 1 S: 17	H: 4 LOB: 1 BB: 1 P: 30	R: 0 E: 0 K: 0 S: 8	H: 0 LOB: 0 BB: 0 P: 11	R: 0 E: 0 K: 0 S: 7	H: 1 LOB: 1 BB: 0 P: 11	R: 1 E: 0 K: 0 S: 11	H: 2 LOB: 3 BB: 2 P: 19	R: 0 E: 0 K: 0 S: 6	H: 0 LOB: 0 BB: 0 P: 10	1B: 7 2B: 2 3B: 1 HR: 2	SF: 0 SAC: 0 DP: 1 HBP: 0	WP: 0 PB: 0 SB: 0 CS: 1	PA: 44
PITCHER	IP WLS BF H R ER SO BB IBB HBP BLK WP HR S P ERA WHIP																					
Stephen Randolph, L ERA: 4.5 (1, 1)	3.0 L 15 4 2 2 3 3 0 0 0 0 2 33 64 6.00 2.333																					
Lance Cormier, R ERA: 10.66 (4, 1)	4.0 19 6 4 4 2 2 0 0 1 0 0 44 69 9.00 2.000																					
Mike Fetters, R ERA: 8.49 (8, 1)	1.0 7 2 1 1 0 2 0 0 0 0 0 11 19 9.00 4.000																					
Mike Koplove, R ERA: 4.38 (9, 1)	1.0 3 0 0 0 0 0 0 0 0 0 0 6 10 0.00 0.000																					

Pittsburgh Pirates @ Arizona Diamondbacks
Bank One Ballpark, Phoenix, AZ
Tue Aug 17 2004, 9:35 PM EDT
Att: 30,030 - Dome - 81 F

AB	37
R	7
H	12
RBI	6
BB	7
SO	5
LOB	25



Batter	1	2	3	4	5	6	7	8	9	AB	R	H	RBI	BB	SO	LOB
Quinton McCracken, S (1, 7) OBP: 0.328, SLG: 0.398	1-2 G4-3		2-2 G4-3		1-1 G6-3			1-1 L3		4	0	0	0	0	0	1
Alex Cintron, S (1, 6) OBP: 0.289, SLG: 0.359	2-2 G6-3		0-0 F8			2-2 L5		0-1 G3		4	0	0	0	0	0	0
Danny Bautista, R (1, 9) OBP: 0.357, SLG: 0.445	2-1 F8			1-1 L6		3-2 G5-3		1-1 G4-3		4	0	0	0	0	0	0
Shea Hillenbrand, R (1, 3) OBP: 0.341, SLG: 0.454		0-1 G5-3		0-2 F9		1-0 1B		1-1 G6-3		4	0	1	0	0	0	0
Chad Tracy, L (1, 5) OBP: 0.342, SLG: 0.407		3-2 1B		0-3 K		0-0 P5		1-0 1B		4	0	2	0	0	1	1
Luis Terrero, R (1, 8) OBP: 0.402, SLG: 0.447		0-2 P4			1-1 HR		1-2 G5-3		4-0 1B	3	1	1	1	1	0	1
Scott Hairston, R (1, 4) OBP: 0.309, SLG: 0.484		2-2 1B		1-3 1B		1-3 K		0-0 1B		4	0	2	0	0	2	2
Koyie Hill, S (1, 2) OBP: 0.289, SLG: 0.361		2-2 F9			3-2 SH1-4		1-3 K		0-3 K	1	0	0	0	0	0	2
Juan Brito, R (5, 2) OBP: 0.217, SLG: 0.250					1-1 1B		1-3 K			3	0	1	0	0	2	3
Stephen Randolph, L (1, 1) OBP: 0.250, SLG: 0.500			1-3 K		0-1 SH1-4			1-2 F7		1	0	0	0	0	1	0
Lance Cormier, R (4, 1) OBP: 0.250, SLG: 0.143										0	0	0	0	0	0	0
Carlos Baerga, S (7, PH) OBP: 0.288, SLG: 0.318										1	0	0	0	0	0	1
Mike Fetters, R (8, 1)										0	0	0	0	0	0	0
Mike Koplove, R (9, 1)										0	0	0	0	0	0	0

Inning Stats	R: 0	H: 0	E: 0	K: 11	S: 11	R: 0	H: 2	E: 0	K: 15	S: 15	R: 0	H: 0	E: 0	K: 1	S: 7	R: 0	H: 0	E: 0	K: 10	S: 10	R: 1	H: 2	E: 0	K: 13	S: 13	R: 0	H: 1	E: 0	K: 11	S: 11	R: 0	H: 1	E: 0	K: 10	S: 10	R: 0	H: 0	E: 0	K: 8	S: 8	R: 0	H: 1	E: 0	K: 9	S: 9						
	0	0	0	0	16	0	2	0	0	22	0	0	0	1	10	0	0	0	0	0	10	1	2	0	0	19	0	0	0	1	17	0	0	0	8	8	0	0	0	8	0	0	0	0	0	0	0	0	0	0	0


PITCHER	IP	WLS	BF	H	R	ER	SO	BB	IBB	HBP	BLK	WP	HR	S	P	ERA	WHIP
Ryan Vogelsong, R (1, 1) ERA: 6.35	7.0	W	27	6	1	1	4	0	0	0	0	0	1	77	108	1.29	0.857
Brian Meadows, R (8, 1) ERA: 3.03	1.0		3	0	0	0	0	0	0	0	0	0	0	6	8	0.00	0.000
Mark Corey, R (9, 1) ERA: 5.79	1.0		5	1	0	0	2	1	0	0	0	0	0	9	16	0.00	2.000

BOTTOM

Pittsburgh Pirates @ Arizona Diamondbacks
Bank One Ballpark, Phoenix, AZ

Tue Aug 17 2004, 9:35 PM EDT
Att: 30,030 - Dome - 81 F

AB	33
R	1
H	7
RBI	1
BB	1
SO	6
LOB	11



WP	PA	ERA	WHIP
0	35		

Batter	1	2	3	4	5	6	7	8	9	AB R H RBI BB SO LOB	TOP											
18 Jason Kendall, R OBP: 0.397, SLG: 0.383 (1, 2)	2-2 G6-3	1-1 2B		2-2 1B			2-1 1B			4 0 3 2 0 0 0	Pittsburgh Pirates @ Arizona Diamondbacks Bank One Ballpark, Phoenix, AZ Wed Aug 18 2004, 9:35 PM EDT Att. 28,066 - Dome - 81 F livebaseballscorecards.com											
2 Jack Wilson, R OBP: 0.335, SLG: 0.476 (1, 6)	0-0 1B	0-0 P4		1-0 P3			0-2 FC5-4			4 0 1 0 0 0 4												
Jason Bay, R OBP: 0.369, SLG: 0.579 (1, 7)	1-2 P4		0-0 HR		0-0 F8		3-3 K			4 1 1 1 0 1 2												
Craig Wilson, R OBP: 0.366, SLG: 0.520 (1, 3)	4-2 1B		1-3 K		1-1 G6-3		0-0 F8			3 0 0 0 1 1 0												
Ty Wigginton, R OBP: 0.320, SLG: 0.449 (1, 5)	1-3 K		3-2 F8		1-3 K		3-2 G5-3			4 0 0 0 0 2 2												
Tike Redman, L OBP: 0.305, SLG: 0.369 (1, 8)		1-0 F7	2-2 G4-3		0-0 B1-3		0-0 G6-3			4 0 0 0 0 0 0												
19 José Bautista, R OBP: 0.304, SLG: 0.281 (1, 9)		1-1 FC5 1B		1-0 FC6-4 1B		1-3 K		3-2 G3-1		3 0 2 0 0 1 0												
Bobby Hill, S OBP: 0.350, SLG: 0.338 (9, PH)										1 0 0 0 0 0 0												
Jose Castillo, R OBP: 0.297, SLG: 0.355 (1, 4)		4-0 18 2B BB		0-0 FC6-4 18 1B SH3-4		3-1 G4-3		0-0 P5		2 1 0 0 1 0 1												
Rob Mackowiak, L OBP: 0.327, SLG: 0.446 (9, PH)										1 0 0 0 0 0 0												
John Van Benschoten, R OBP: 0.293, SLG: 0.336 (1, 1)		1-2 FC5 18 2B		0-0 SH3-4		0-0 F8		1-2 L9		1 1 0 0 0 0 2												
Abraham Nunez, S OBP: 0.293, SLG: 0.336 (7, PH)										1 0 0 0 0 0 0												
Mark Corey, R OBP: 0.321, SLG: 0.552 (7, 1)										0 0 0 0 0 0 0												
Daryle Ward, L OBP: 0.321, SLG: 0.552 (9, PH)										1 0 0 0 0 0 0												
Inning Stats	R: 0 E: 0 K: 1 S: 16	H: 1 LOB: 2 BB: 1 P: 24	R: 2 E: 0 K: 0 S: 10	H: 2 LOB: 1 BB: 1 P: 18	R: 1 E: 0 K: 1 S: 10	H: 1 LOB: 0 BB: 0 P: 16	R: 0 E: 0 K: 0 S: 8	H: 2 LOB: 2 BB: 0 P: 12	R: 0 E: 0 K: 1 S: 6	H: 0 LOB: 0 BB: 0 P: 8	R: 0 E: 0 K: 1 S: 7	H: 0 LOB: 0 BB: 0 P: 11	R: 0 E: 0 K: 1 S: 9	H: 1 LOB: 1 BB: 0 P: 14	R: 0 E: 0 K: 0 S: 6	H: 0 LOB: 0 BB: 0 P: 9	R: 0 E: 0 K: 0 S: 10	H: 0 LOB: 0 BB: 0 P: 14	1B: 5 2B: 1 3B: 0 HR: 1	SF: 0 SAC: 1 DP: 0 HBP: 0	WP: 0 PB: 0 SB: 0 CS: 0	PA: 36
PITCHER	IP WLS BF H R ER SO BB IBB HBP BLK WP HR S P ERA WHIP																					
Casey Fossum, L ERA: 7.37 (1, 1)	7.0 W 30 7 3 3 5 2 0 0 0 0 0 1 66 103 3.86 1.286																					
Mike Koplove, R ERA: 4.31 (8, 1)	1.0 H 3 0 0 0 0 0 0 0 0 0 0 0 6 9 0.00 0.000																					
Greg Aquino, R ERA: 3.38 (9, 1)	1.0 S 3 0 0 0 0 0 0 0 0 0 0 0 10 14 0.00 0.000																					



Batter	1	2	3	4	5	6	7	8	9
Quinton McCracken, S (1, 7) OBP: 0.333, SLG: 0.409	1-3 K		0-0 2-H 1B		1-0 1B HR 2B		0-3 K		
Alex Cintron, S (1, 6) OBP: 0.289, SLG: 0.358	0-1 G6-3		1-0 SAFE F7		1-0 2-3 HR 1B		0-0 P6		
Danny Bautista, R (1, 9) OBP: 0.354, SLG: 0.440	1-2 G6-3			1-3 K	3-1 F9			0-1 L4	
Shea Hillenbrand, R (1, 3) OBP: 0.347, SLG: 0.464		2-2 G6-4-3 1B		3-1 HBP	2-1 1-H HR			4-1 WP 1B BB	
Chad Tracy, L (1, 5) OBP: 0.341, SLG: 0.405		0-1 F7		2-2 L8	3-1 G3-1			1-1 WP 1B	
Luis Terrero, R (1, 8) OBP: 0.385, SLG: 0.425		2-2 G6-4-3 1-2f		2-3 K		3-3 K		1-3 K 1-2 2-3	
Scott Hairston, R (1, 4) OBP: 0.312, SLG: 0.494			4-1 FC3-6 BB		0-0 HR	0-1 F7		1-1 P2	
Juan Brito, R (1, 2) OBP: 0.220, SLG: 0.260			0-0 FC3-6 SH5-4 1B 1-2f		3-2 SH5-4 2B 2B	0-0 G6-3			
Casey Fossum, L (1, 1) Andy Green, R (7, PH) Mike Koplove, R (8, 1) Greg Aquino, R (9, 1)			0-1 SH5-4		0-1 SAFE SH5-4		1-2 G5-3		

Inning Stats	R: 0	H: 0	E: 0	K: 1	S: 9	LOB: 0	BB: 0	P: 11
	R: 0	H: 1	E: 0	K: 0	S: 9	LOB: 0	BB: 0	P: 13
	R: 1	H: 1	E: 0	K: 0	S: 6	LOB: 1	BB: 1	P: 11
	R: 0	H: 0	E: 0	K: 2	S: 13	LOB: 1	BB: 0	P: 21
	R: 5	H: 5	E: 0	K: 0	S: 14	LOB: 0	BB: 0	P: 27
	R: 0	H: 0	E: 0	K: 1	S: 7	LOB: 0	BB: 0	P: 10
	R: 0	H: 0	E: 0	K: 1	S: 7	LOB: 0	BB: 0	P: 8
	R: 0	H: 1	E: 0	K: 1	S: 14	LOB: 2	BB: 1	P: 21

PITCHER	IP	WLS	BF	H	R	ER	SO	BB	IBB	HBP	BLK	WP	HR	S	P	ERA	WHIP
John Van Benschoten, R (1, 1) ERA: 9.0	6.0	L	26	7	6	6	4	1	0	1	0	0	2	58	93	9.00	1.333
Mark Corey, R (7, 1) ERA: 5.06	2.0		8	1	0	0	2	1	0	0	0	1	0	21	29	0.00	1.000

AB R H RBI BB SO LOB

4	1	2	2	0	2	0
4	1	1	0	0	0	1
4	0	0	0	0	1	2
2	1	2	3	1	0	0
4	0	1	0	0	0	2
4	0	0	0	0	3	4
3	1	1	1	1	0	2
3	2	1	0	0	0	1
0	0	0	0	0	0	0
1	0	0	0	0	0	0
0	0	0	0	0	0	0
0	0	0	0	0	0	0

AB	29
R	6
H	8
RBI	6
BB	2
SO	6
LOB	12



WP	PA	ERA	WHIP
1	34		
0			
0			
0			

Pittsburgh Pirates @ Arizona Diamondbacks
Bank One Ballpark, Phoenix, AZ
 Wed Aug 18 2004, 9:35 PM EDT
 Att: 28,066 - Dome - 81 F

livebaseballscorecards.com

Batter	1	2	3	4	5	6	7	8	9	10	AB R H RBI BB SO LOB	TOP										
18 Jason Kendall, R OBP: 0.397, SLG: 0.383 (1, 2)	2-1 G6-4-3 1B	1-2 F9			1-2 G5-3		2-1 P3			1-1 19 E 19 E5 1B	5 0 2 0 0 0 3											
2 Jack Wilson, R OBP: 0.332, SLG: 0.471 (1, 6)	1-1 G6-4-3 1-2f		0-0 G5-3		1-1 G5-3			2-2 G6-3		1-2 F9 2-3	5 0 0 0 0 0 3											
Daryle Ward, L OBP: 0.323, SLG: 0.551 (1, 3)	0-2 G4-3		1-1 1B 2B		1-2 G4-3			0-0 F7		4-0 19 E5 1B	4 1 1 0 1 0 0											
Craig Wilson, R OBP: 0.367, SLG: 0.518 Michael Gonzalez, R OBP: 1.000, SLG: 2.000 16 Salomon Torres, R OBP: 0.500, SLG: 1.000 Jose Mesa, R OBP: 0.111, SLG: 0.111 19 José Bautista, R OBP: 0.300, SLG: 0.277 34 John Grabow, L OBP: 0.111, SLG: 0.111 (1, 9)		3-2 WP SF8 HBP 1B	1-1 1B		2-1 G6-3			0-3 K		2-2 E5 1-2 2-H 3-H	3 1 1 1 0 1 0 1 0 0 0 0 0 2 0 0 0 0 0 0 0											
Rob Mackowiak, L OBP: 0.326, SLG: 0.444 (1, 8)		3-2 BB WP 1B	1-3 K		2-2 G4-3				1-3 K		4 0 1 0 0 2 1											
Jason Bay, R OBP: 0.367, SLG: 0.576 (1, 7)		2-1 SF8	0-0 L6		1-0 1B				0-0 L1-3		3 0 1 1 0 0 1											
Ty Wigginton, R OBP: 0.319, SLG: 0.446 (1, 5)		4-2 BB BB		1-0 F8				0-3 K		0-0 L1-3	3 0 0 0 1 1 1											
Jose Castillo, R OBP: 0.296, SLG: 0.351 (1, 4)		4-0 BB		0-1 G3				1-2 G3-1		2-2 G6-3	3 0 0 0 1 0 0											
Oliver Pérez, L OBP: 0.239, SLG: 0.205 Tike Redman, L OBP: 0.306, SLG: 0.369 (1, 1)		1-3 K		1-3 K				1-3 K		4-2 2 F9 18 1B 19 E BB	3 0 0 0 0 3 3 0 1 0 0 1 0 0											
Inning Stats	R: 0 E: 0 K: 0 S: 7	H: 1 LOB: 0 BB: 0 P: 10	R: 1 E: 0 K: 1 S: 17	H: 1 LOB: 3 BB: 2 P: 35	R: 1 E: 0 K: 1 S: 9	H: 2 LOB: 1 BB: 0 P: 12	R: 0 E: 0 K: 1 S: 6	H: 0 LOB: 0 BB: 0 P: 8	R: 0 E: 0 K: 1 S: 9	H: 1 LOB: 1 BB: 0 P: 14	R: 0 E: 0 K: 1 S: 8	H: 0 LOB: 0 BB: 0 P: 12	R: 0 E: 0 K: 1 S: 7	H: 0 LOB: 0 BB: 0 P: 9	R: 0 E: 0 K: 1 S: 5	H: 0 LOB: 0 BB: 0 P: 6	R: 1 E: 1 K: 0 S: 13	H: 1 LOB: 2 BB: 2 P: 27	1B: 5 2B: 1 3B: 0 HR: 0	SF: 1 SAC: 0 DP: 1 HBP: 1	WP: 1 PB: 0 SB: 0 CS: 0	PA: 40
PITCHER Jason Marquis, R ERA: 3.75 Steve Kline, L ERA: 2.03	IP 8.0	WLS 31	BF 31	H 5	R 2	ER 2	SO 6	BB 2	IBB 0	HBP 1	BLK 0	WP 1	HR 0	S 75	P 115	ERA 2.25	WHIP 0.875					
	IP 2.0	WLS L	BF 9	H 1	R 1	ER 0	SO 1	BB 1	IBB 0	HBP 0	BLK 0	WP 0	HR 0	S 18	P 33	ERA 0.00	WHIP 1.000					

Pittsburgh Pirates @ St. Louis Cardinals
 Busch Stadium, St. Louis, MO
 Thu Aug 19 2004, 7:10 PM CDT
 Att. 33,854 - Unknown - 82 F

livebaseballscorecards.com

AB 34
 R 3
 H 6
 RBI 2
 BB 4
 SO 7
 LOB 14



Batter	1	2	3	4	5	6	7	8	9	10	AB	R	H	RBI	BB	SO	LOB	BOTTOM									
Tony Womack, L (1, 4) OBP: 0.345, SLG: 0.393	1-2 1B 27 1B		1-2 1B 27 E 1B		0-2 G5-3			1-1 1B G3-6-3		2-2 1B G5-4-3	5	1	4	0	0	0	0	Pittsburgh Pirates @ St. Louis Cardinals Busch Stadium, St. Louis, MO Thu Aug 19 2004, 7:10 PM CDT Att. 33,854 - Unknown - 82 F livebaseballscorecards.com									
Larry Walker, L (1, 9) OBP: 0.465, SLG: 0.615	0-3 1B		2-3 1B		1-3 K			2-1 1B G3-6-3 1-2f		1-2 1B G5-4-3 1-2f	5	0	0	0	0	3	4										
5 Albert Pujols, R (1, 3) OBP: 0.403, SLG: 0.647	1-3 K		0-1 1B 27 FC5-4		0-2 P6			2-3 K			4	0	1	0	0	2	1										
27 Scott Rolen, R (1, 5) OBP: 0.415, SLG: 0.615	3-1 1B SAFE		2-1 1B FC5-4 1-2f 2-H		4-0 BB			2-1 F8			3	0	1	0	1	0	1										
Edgar Renteria, R (1, 6) OBP: 0.331, SLG: 0.412	1-3 K		2-2 F9		0-0 P3			2-2 G4-3			4	0	0	0	0	1	4										
Reggie Sanders, R (1, 7) OBP: 0.300, SLG: 0.479		3-2 BB 4 G4-3		0-0 F7		3-3 K		1-1 HR			3	1	1	1	1	1	1										
7 Hector Luna, R (1, 8) OBP: 0.272, SLG: 0.356	0-3 K		0-3 K		0-1 F8			0-0 1B			3	0	0	0	0	2	1										
15 Jim Edmonds, L (9, PH) (10, 8) OBP: 0.417, SLG: 0.628											1	0	1	0	0	0	0										
4 Yadier Molina, R (1, 2) OBP: 0.330, SLG: 0.292	2-2 1B SAFE G4-3		2-1 F8		1-2 F9			2-2 G5-3			3	0	0	0	0	0	1										
Marlon Anderson, L (9, PH) OBP: 0.269, SLG: 0.368											1	0	0	0	0	0	1										
Mike Matheny, R (10, 2) OBP: 0.292, SLG: 0.330											0	0	0	0	0	0	0										
Jason Marquis, L (1, 1) OBP: 0.298, SLG: 0.411											3	0	0	0	0	2	1										
Steve Kline, S (9, 1)											0	0	0	0	0	0	0										
Roger Cedeno, S (10, PH) OBP: 0.363, SLG: 0.412											1	0	0	0	0	1	0										
Inning Stats	R: 0 E: 0 K: 3 S: 14	H: 2 LOB: 2 BB: 0 P: 20	R: 0 E: 0 K: 2 S: 12	H: 0 LOB: 1 BB: 1 P: 19	R: 1 E: 1 K: 1 S: 14	H: 2 LOB: 1 BB: 0 P: 21	R: 0 E: 0 K: 1 S: 6	H: 0 LOB: 0 BB: 0 P: 8	R: 0 E: 0 K: 2 S: 9	H: 0 LOB: 0 BB: 0 P: 10	R: 0 E: 0 K: 1 S: 8	H: 0 LOB: 1 BB: 1 P: 15	R: 0 E: 0 K: 0 S: 6	H: 0 LOB: 0 BB: 0 P: 8	R: 0 E: 0 K: 1 S: 7	H: 1 LOB: 0 BB: 0 P: 12	R: 1 E: 0 K: 0 S: 12	H: 2 LOB: 1 BB: 0 P: 19	R: 0 E: 0 K: 1 S: 11	H: 1 LOB: 0 BB: 0 P: 14	1B: 7 2B: 0 3B: 0 HR: 1	SF: 0 SAC: 0 DP: 2 HBP: 0	WP: 0 PB: 0 SB: 1 CS: 0	PA: 38			
PITCHER	IP	WLS	BF	H	R	ER	SO	BB	IBB	HBP	BLK	WP	HR	S	P	ERA	WHIP										
Oliver Pérez, L ERA: 2.9	(1, 1)		7.0	4	1	0	10	2	0	0	0	0	0	69	101	0.00	0.857										
Michael Gonzalez, L ERA: 0.63	(8, 1)	0.2	H	2	1	0	0	0	0	0	0	0	0	4	7	0.00	1.500										
16 Salomon Torres, R ERA: 2.74	(8, 1)	0.1	H	1	0	0	1	0	0	0	0	0	0	3	5	0.00	0.000										
Jose Mesa, R ERA: 3.27	(9, 1)	1.0	W	5	2	1	1	0	0	0	0	0	1	12	19	9.00	2.000										
34 John Grabow, L ERA: 4.81	(10, 1)	1.0	S	3	1	0	0	1	0	0	0	0	0	11	14	0.00	1.000										



Batter	1	2	3	4	5	6	7	8	9	AB R H RBI BB SO LOB	TOP								
18 Jason Kendall, R OBP: 0.395, SLG: 0.379 (1, 2)	4-1 G4-3 2 G1-3 BB	2-1 G5-3			3-2 G5-3		2-2 F8		2-3 K	4 0 0 0 1 1 4									
2 Jack Wilson, R OBP: 0.329, SLG: 0.467 (1, 6)	0-0 G1-3 1-2		1-0 P4			1-0 F7		2-3 K	1-1 G1-3	5 0 0 0 0 1 2									
Daryle Ward, L OBP: 0.316, SLG: 0.538 (1, 3)	0-0 G4-3 2-3		2-2 G3-1			2-2 P6		1-2 G3		4 0 0 0 0 0 1									
Jason Bay, R OBP: 0.369, SLG: 0.571 (1, 7)	4-2 BB		1-3 K			2-0 HBP		2-0 L4		2 0 0 0 1 1 0									
Rob Mackowiak, L OBP: 0.326, SLG: 0.442 (1, 9)	0-2 F7 SAFE			3-3 K		0-1 F7			1-2 PB 2B 1B	4 1 1 0 0 1 3									
Tike Redman, L OBP: 0.304, SLG: 0.367 (1, 8)		1-0 F7		1-0 G4-3		0-2 F8			1-3 K	3 0 0 0 0 0 0 1 0 0 0 0 1 1									
Craig Wilson, R OBP: 0.366, SLG: 0.517 (9, PH)																			
Ty Wigginton, R OBP: 0.321, SLG: 0.445 (1, 5)		0-1 SH1-4 1B 1B		1-0 L4		3-2 F8		4-2 2B 1B BB		3 1 1 0 1 0 0									
Jose Castillo, R OBP: 0.300, SLG: 0.366 (1, 4)		2-2 SH1-4 1B			1-3 K		0-0 HR		1-1 1B 2B	3 1 2 1 0 1 0 1 1 1 1 0 0 0									
Bobby Hill, S OBP: 0.353, SLG: 0.347 (9, PH)																			
Josh Fogg, R OBP: 0.086, SLG: 0.086 (1, 1)		1-0 SH1-4		2-1 G6-3		4-1 BB			0-1 2-H 3-H 1B	1 0 0 0 0 0 0 0 0 0 0 1 0 0 0 0 0 0 0 0 0 1 0 1 2 0 0 0									
19 José Bautista, R OBP: 0.310, SLG: 0.277 (7, PH)																			
45 Ian Snell, R (7, 1)																			
Abraham Nunez, S OBP: 0.298, SLG: 0.340 (9, PH)		1-2 2-3																	
Inning Stats	R: 0 E: 0 K: 0 S: 9	H: 0 LOB: 2 BB: 2 P: 17	R: 0 E: 0 K: 0 S: 9	H: 2 LOB: 2 BB: 0 P: 15	R: 0 E: 0 K: 1 S: 7	H: 0 LOB: 0 BB: 0 P: 11	R: 0 E: 0 K: 1 S: 6	H: 0 LOB: 0 BB: 0 P: 11	R: 1 E: 0 K: 0 S: 13	H: 1 LOB: 1 BB: 1 P: 22	R: 0 E: 0 K: 1 S: 8	H: 0 LOB: 0 BB: 0 P: 13	R: 3 E: 0 K: 2 S: 18	H: 3 LOB: 1 BB: 1 P: 28	1B: 4 2B: 1 3B: 0 HR: 1	SF: 0 SAC: 1 DP: 0 HBP: 1	WP: 0 PB: 1 SB: 0 CS: 0	PA: 38	
PITCHER	IP WLS BF H R ER SO BB IBB HBP BLK WP HR S P ERA WHIP																		
Dan Haren, R ERA: 7.03 (1, 1)	6.2 W 27 3 1 1 3 3 0 1 0 0 1 55 96 1.35 0.900																		
Julian Tavaréz, R ERA: 2.57 (7, 1)	0.1 H 1 0 0 0 0 0 0 0 0 0 0 3 5 0.00 0.000																		
Cal Eldred, R ERA: 3.71 (8, 1)	1.0 H 3 0 0 0 1 0 0 0 0 0 0 8 13 0.00 0.000																		
Ray King, L ERA: 2.51 (9, 1)	0.1 3 1 2 2 1 1 0 0 0 0 0 9 15 54.00 6.000																		
44 Jason Isringhausen, R ERA: 2.75 (9, 1)	0.2 S 4 2 1 1 1 0 0 0 0 0 0 9 13 13.50 3.000																		

Pittsburgh Pirates @ St. Louis Cardinals
Busch Stadium, St. Louis, MO


Fri Aug 20 2004, 12:10 PM CDT
Att. 32,062 - Unknown - 70 F

AB	32
R	4
H	6
RBI	4
BB	4
SO	6
LOB	11



WP	0	PA	38
----	---	----	----

PITCHER	IP	WLS	BF	H	R	ER	SO	BB	IBB	HBP	BLK	WP	HR	S	P	ERA	WHIP
Dan Haren, R	6.2	W	27	3	1	1	3	3	0	1	0	0	1	55	96	1.35	0.900
Julian Tavaréz, R	0.1	H	1	0	0	0	0	0	0	0	0	0	0	3	5	0.00	0.000
Cal Eldred, R	1.0	H	3	0	0	0	1	0	0	0	0	0	0	8	13	0.00	0.000
Ray King, L	0.1		3	1	2	2	1	1	0	0	0	0	0	9	15	54.00	6.000
44 Jason Isringhausen, R	0.2	S	4	2	1	1	1	0	0	0	0	0	0	9	13	13.50	3.000

Batter	1	2	3	4	5	6	7	8	9	AB	R	H	RBI	BB	SO	LOB	BOTTOM		
Tony Womack, L OBP: 0.348, SLG: 0.393 (1, 4) C F X	0-2 5 BB 15 BB 1B	1-1 F9		2-0 G3		4-1 S BB		4-2 S BB		3	1	1	0	2	0	2	Pittsburgh Pirates @ St. Louis Cardinals Busch Stadium, St. Louis, MO Fri Aug 20 2004, 12:10 PM CDT Att: 32,062 - Unknown - 70 F AB 29 R 5 H 9 RBI 5 BB 7 SO 5 LOB 21 		
Larry Walker, L OBP: 0.463, SLG: 0.615 (1, 9) X	0-0 15 BB 5 BB 1-2 1B		2-2 27 1B 2B		0-1 F9	3-2 F8		3-3 SAFE SAFE 1-2		5	1	2	0	0	1	2			
5 Albert Pujols, R OBP: 0.405, SLG: 0.645 (1, 3) C B B B	4-1 15 BB 1-2 2-3 BB		0-0 F9		4-1 15 1B 27 HBP SF8 BB		4-1 15 F8 BB	1-2 F7		2	1	0	0	3	0	2			
27 Scott Rolen, R OBP: 0.416, SLG: 0.613 (1, 5) C B C B S	2-3 K		1-1 SAFE 15 CS 2-H 1B		1-1 15 1B HBP		3-2 P3			3	0	1	1	0	1	4			
15 Jim Edmonds, L OBP: 0.417, SLG: 0.625 (1, 8) S B D D F B B	4-2 G6-4-3 1-2 2-3 3-H BB		3-3 SAFE K		2-2 FC6-4 1B		0-1 F8			3	0	1	1	1	1	2			
Edgar Renteria, R OBP: 0.333, SLG: 0.414 (1, 6) B X	1-0 G6-4-3		2-1 F8 4 1B 2B		1-0 SF8		4-2 BB			2	1	1	1	1	0	3			
Reggie Sanders, R OBP: 0.296, SLG: 0.474 (1, 7) Cal Eldred, R (8, 1) Ray King, L (9, 1) 44 Jason Istringhausen, R OBP: 0.333, SLG: 0.333 (9, 1)		2-2 L7	0-0 F8		1-0 FC6-4		0-3 K			4	0	0	0	0	1	5			
4 Yadier Molina, R OBP: 0.336, SLG: 0.300 (1, 2) B X	1-0 SH3-4 1B		0-1 SH3-4 1B		1-2 G1-3		0-1 F7			4	0	2	1	0	0	0			
Dan Haren, R (1, 1) Julian Tavarez, L (7, 1) John Mabry, L OBP: 0.400, SLG: 0.535 (8, 7) B C C 1 M L	1-3 K		0-0 SH3-4		0-0 G4-3		1-1 HR			2	0	0	0	0	1	1			
Inning Stats	R: 1 E: 0 K: 1 S: 12	H: 2 LOB: 2 BB: 2 P: 23	R: 0 E: 0 K: 1 S: 11	H: 1 LOB: 1 BB: 0 P: 16	R: 1 E: 0 K: 1 S: 11	H: 2 LOB: 1 BB: 0 P: 17	R: 1 E: 0 K: 0 S: 7	H: 1 LOB: 2 BB: 1 P: 18	R: 0 E: 0 K: 1 S: 8	H: 0 LOB: 1 BB: 1 P: 16	R: 0 E: 0 K: 1 S: 12	H: 0 LOB: 2 BB: 2 P: 23	R: 1 E: 0 K: 1 S: 12	H: 1 LOB: 1 BB: 1 P: 21	1B: 6 2B: 3 3B: 0 HR: 1	SF: 1 SAC: 1 DP: 2 HBP: 1		WP: 0 PB: 0 SB: 2 CS: 1	PA: 39
PITCHER Josh Fogg, R ERA: 5.19 (1, 1) 45 Ian Snell, R ERA: 4.5 (7, 1)	IP 6.0 2.0	WLS L	BF 29 10	H 8 1	R 4 1	ER 4 1	SO 3 2	BB 4 3	IBB 0 0	HBP 1 0	BLK 0 0	WP 0 0	HR 0 1	S 58 24	P 101 44	ERA 6.00 4.50		WHIP 2.000 2.000	

livebaseballscorecards.com



Batter	1	2	3	4	5	6	7	8	9	AB R H RBI BB SO LOB	TOP											
Tike Redman, L (1, 8) OBP: 0.305, SLG: 0.367	1-3 K	1-3 K			0-1 1B		0-0 HBP 1B		1-2 G4-3	5 0 2 1 0 2 3												
Bobby Hill, S (1, 4) OBP: 0.351, SLG: 0.342 Jose Castillo, R (7, 4) OBP: 0.300, SLG: 0.366 2 Jack Wilson, R (9, PH) OBP: 0.328, SLG: 0.466	2-3 K		1-0 G6-3		0-0 F7		3-2 HBP		3-3 K	3 0 0 0 0 1 1 0 0 0 0 0 0 0 1 0 0 0 0 1 1												
Daryle Ward, L (1, 3) OBP: 0.310, SLG: 0.527	0-1 P5		1-1 G4-3			2-1 G4-3	0-3 K			4 0 0 0 0 1 3												
Craig Wilson, R (1, 9) OBP: 0.365, SLG: 0.514 Michael Gonzalez, R (7, 1) OBP: 1.000, SLG: 2.000 16 Salomon Torres, R (7, 1) OBP: 0.500, SLG: 1.000		4-2 HR BB	0-0 F8			3-3 K	2-3 K			3 1 0 0 1 2 3 0 0 0 0 0 0 0 0 0 0 0 0 0 0												
Rob Mackowiak, L (1, 7) OBP: 0.327, SLG: 0.449		1-2 HR		0-0 F7		4-2 BB		0-1 G4-3		3 1 1 2 1 0 0												
Abraham Nunez, S (1, 6) OBP: 0.297, SLG: 0.338		1-0 1B 11 G1-3		3-2 K		1-0 G3-1		0-1 G5-3		4 0 1 0 0 1 1												
Ty Wigginton, R (1, 5) OBP: 0.323, SLG: 0.445		1-1 1B 11 G1-3		3-3 K			1-0 1B 11 FC6-4	1-3 K		4 0 2 0 0 2 0												
11 Humberto Cota, R (1, 2) OBP: 0.311, SLG: 0.537 18 Jason Kendall, R (9, PH) OBP: 0.394, SLG: 0.378		0-0 G1-3		1-0 F7			1-2 FC6-4 1B		1-2 F8	3 1 0 0 0 0 3 1 0 0 0 0 0 0												
Nelson Figueroa, R (1, 1) 19 José Bautista, R (7, PH) OBP: 0.329, SLG: 0.313		0-1 G5-3		0-3 K			2-2 HBP 1B		2-2 G4-3 2B	2 0 0 0 0 1 2 2 0 2 0 0 0 0												
Inning Stats	R: 0 E: 0 K: 2 S: 8	H: 0 LOB: 0 BB: 0 P: 11	R: 2 E: 0 K: 1 S: 17	H: 3 LOB: 2 BB: 1 P: 25	R: 0 E: 0 K: 0 S: 4	H: 0 LOB: 0 BB: 0 P: 6	R: 0 E: 0 K: 2 S: 8	H: 0 LOB: 0 BB: 0 P: 14	R: 0 E: 0 K: 1 S: 7	H: 1 LOB: 1 BB: 0 P: 8	R: 0 E: 0 K: 1 S: 9	H: 0 LOB: 1 BB: 1 P: 19	R: 1 E: 0 K: 2 S: 16	H: 3 LOB: 3 BB: 0 P: 25	R: 0 E: 0 K: 1 S: 7	H: 0 LOB: 0 BB: 0 P: 8	R: 0 E: 0 K: 1 S: 15	H: 1 LOB: 1 BB: 0 P: 22	1B: 6 2B: 1 3B: 0 HR: 1	SF: 0 SAC: 0 DP: 0 HBP: 1	WP: 0 PB: 0 SB: 0 CS: 0	PA: 38
PITCHER	IP WLS BF H R ER SO BB IBB HBP BLK WP HR S P ERA WHIP																					
29 Chris Carpenter, R (1, 1) ERA: 3.74	7.0 W 31 7 3 3 9 2 0 1 0 0 1 69 108 3.86 1.286																					
Steve Kline, L (8, 1) ERA: 2.0	0.2 H 2 0 0 0 0 0 0 0 0 0 0 4 4 0.00 0.000																					
Julian Tavarez, R (8, 1) ERA: 2.55	0.1 H 1 0 0 0 1 0 0 0 0 0 0 3 4 0.00 0.000																					
44 Jason Isringhausen, R (9, 1) ERA: 2.7	1.0 S 4 1 0 0 1 0 0 0 0 0 0 0 15 22 0.00 1.000																					

Pittsburgh Pirates @ St. Louis Cardinals
 Busch Stadium, St. Louis, MO

Fri Aug 20 2004, 7:10 PM CDT
 Att. 38,640 - Unknown - 66 F

livebaseballscorecards.com

AB	35
R	3
H	8
RBI	3
BB	2
SO	11
LOB	17



Batter	1	2	3	4	5	6	7	8	9	AB	R	H	RBI	BB	SO	LOB	BOTTOM
--------	---	---	---	---	---	---	---	---	---	----	---	---	-----	----	----	-----	--------

Tony Womack, L <small>(1, 4) OBP: 0.349, SLG: 0.394</small>	2-2 F7		3-2 G3			1-2 G6-3 SH1-3 1B	0-0 1B			4	0	2	1	0	0	0	Pittsburgh Pirates @ St. Louis Cardinals Busch Stadium, St. Louis, MO Fri Aug 20 2004, 7:10 PM CDT Att: 38,640 - Unknown - 66 F
--	------------------	--	------------------	--	--	--	------------------	--	--	---	---	---	---	---	---	---	---

Roger Cedeno, S <small>(1, 9) OBP: 0.356, SLG: 0.403</small> Steve Kline, S <small>(8, 1)</small> Julian Tavaraz, L <small>(8, 1)</small> 44 Jason Isringhausen, R <small>(9, 1) OBP: 0.333, SLG: 0.333</small>	1-0 G3-1		0-1 G4-3			1-1 SH1-3 1B	1-1 G3			3	0	0	0	0	0	2	
--	--------------------	--	--------------------	--	--	----------------------------------	------------------	--	--	---	---	---	---	---	---	---	--

5 Albert Pujols, R <small>(1, 3) OBP: 0.402, SLG: 0.639</small>	1-2 G4-3		2-1 F8			2-0 G6-3		1-1 F8		4	0	0	0	0	0	1	
--	--------------------	--	------------------	--	--	--------------------	--	------------------	--	---	---	---	---	---	---	---	--

27 Scott Rolen, R <small>(1, 5) OBP: 0.416, SLG: 0.619</small>		1-1 HR		2-2 G6-3		0-2 G3		0-0 15 WP 1B		4	2	2	1	0	0	1	
---	--	------------------	--	--------------------	--	------------------	--	----------------------------------	--	---	---	---	---	---	---	---	--

15 Jim Edmonds, L <small>(1, 8) OBP: 0.420, SLG: 0.633</small>		2-2 2B 3B		2-1 G6-3			1-2 FC6-5 2B	4-0 G1-3 1B IBB		3	1	2	0	1	0	0	
---	--	----------------------------	--	--------------------	--	--	----------------------------------	--	--	---	---	---	---	---	---	---	--

Edgar Renteria, R <small>(1, 6) OBP: 0.336, SLG: 0.419</small>		2-1 SH1-3 2B		1-0 CS 1B			1-0 FC6-5 G5-3 1B 1B	1-0 G1-3 1B		4	1	3	2	0	0	1	
---	--	-------------------------------	--	----------------------------	--	--	---	------------------------------	--	---	---	---	---	---	---	---	--

John Mabry, L <small>(1, 7) OBP: 0.399, SLG: 0.532</small> <small>(8, 9)</small>		0-0 SH1-3		1-2 CS	3-1 G4-3		1-0 1B G5-3 1B	0-0 G1-3		3	1	1	0	0	0	2	
--	--	---------------------	--	------------------	--------------------	--	---	--------------------	--	---	---	---	---	---	---	---	--

Mike Matheny, R <small>(1, 2) OBP: 0.289, SLG: 0.325</small>		0-1 G5-3		1-2 CS	0-1 P4		0-0 G5-3	0-3 K		4	0	0	0	0	1	5	
---	--	--------------------	--	------------------	------------------	--	--------------------	-----------------	--	---	---	---	---	---	---	---	--

29 Chris Carpenter, R <small>(1, 1) OBP: 0.113, SLG: 0.096</small> Reggie Sanders, R <small>(7, PH) OBP: 0.298, SLG: 0.475</small> <small>(8, 7)</small>		0-1 G5-3		0-3 K			1-1 1B			2	0	0	0	0	1	1	
--	--	--------------------	--	-----------------	--	--	------------------	--	--	---	---	---	---	---	---	---	--

Inning Stats	R: 0 E: 0 K: 0 S: 7	H: 0 LOB: 0 BB: 0 P: 11	R: 2 E: 0 K: 0 S: 12	H: 3 LOB: 1 BB: 0 P: 17	R: 0 E: 0 K: 0 S: 7	H: 0 LOB: 0 BB: 0 P: 12	R: 0 E: 0 K: 0 S: 8	H: 1 LOB: 0 BB: 0 P: 14	R: 0 E: 0 K: 1 S: 7	H: 0 LOB: 0 BB: 0 P: 10	R: 0 E: 0 K: 0 S: 11	H: 1 LOB: 1 BB: 0 P: 14	R: 2 E: 0 K: 0 S: 13	H: 4 LOB: 2 BB: 0 P: 18	R: 1 E: 0 K: 1 S: 8	H: 2 LOB: 2 BB: 1 P: 14	1B: 7 2B: 2 3B: 1 HR: 1	SF: 0 SAC: 2 DP: 0 HBP: 0	WP: 1 PB: 0 SB: 0 CS: 1	PA: 36
---------------------	------------------------------	----------------------------------	-------------------------------	----------------------------------	------------------------------	----------------------------------	------------------------------	----------------------------------	------------------------------	----------------------------------	-------------------------------	----------------------------------	-------------------------------	----------------------------------	------------------------------	----------------------------------	----------------------------------	------------------------------------	----------------------------------	--------

PITCHER	IP	WLS	BF	H	R	ER	SO	BB	IBB	HBP	BLK	WP	HR	S	P	ERA	WHIP
Nelson Figueroa, R <small>(1, 1) ERA: 3.0</small>	6.0		22	5	2	2	1	0	0	0	0	0	1	52	78	3.00	0.833
Michael Gonzalez, L <small>(7, 1) ERA: 1.23</small>	0.2	L	4	2	2	2	0	0	0	0	0	0	0	8	11	27.00	3.000
16 Salomon Torres, R <small>(7, 1) ERA: 2.82</small>	1.1	B	9	4	1	1	1	0	1	0	0	1	0	13	21	6.75	3.000

livebaseballscorecards.com

AB	32
R	5
H	11
RBI	5
BB	1
SO	2
LOB	13



Pittsburgh Pirates @ St. Louis Cardinals
 Busch Stadium, St. Louis, MO

Sat Aug 21 2004, 6:15 PM CDT
 Att. 46,017 - Sunny - 80 F



Batter	1	2	3	4	5	6	7	8	9	AB R H RBI BB SO LOB
18 Jason Kendall, R (1, 2) OBP: 0.394, SLG: 0.377	1-2 P4		1-2 F8			4-1 E BB	3-2 1B		2-1 G1-3	4 1 1 0 1 0 1
2 Jack Wilson, R (1, 6) OBP: 0.327, SLG: 0.463	1-2 P3		1-0 G5-3			0-0 E BB	1-2 L5		1-3 K	5 1 1 0 0 1 2
Daryle Ward, L (1, 3) OBP: 0.302, SLG: 0.513	2-2 G4-3			1-0 F8		0-0 FC6		0-3 K	1-1 F7	5 1 0 1 0 1 2
Craig Wilson, R (1, 9) OBP: 0.368, SLG: 0.525		1-0 HR		1-1 L8		2-2 G4-3 SF8		1-2 1B		4 3 3 2 0 0 0
Rob Mackowiak, L (1, 8) OBP: 0.327, SLG: 0.447		3-2 WP G5-3		1-2 G3-1		2-0 G4-3		0-3 K		4 0 1 1 0 1 2
Jason Bay, R (1, 7) OBP: 0.367, SLG: 0.569		0-1 F8			0-0 F8	0-0 SF8		1-2 1B		3 0 1 1 0 0 1
Ty Wigginton, R (1, 5) OBP: 0.322, SLG: 0.443		1-1 G5-3			1-1 E6	3-2 G6-3		3-2 1B		4 0 1 1 0 0 1
Jose Castillo, R (1, 4) OBP: 0.297, SLG: 0.362		3-3 K			2-2 F8			2-3 K		3 0 0 0 0 2 2
Bobby Hill, S (8, PH) OBP: 0.349, SLG: 0.340										1 0 0 0 0 1 2
18 Sean Burnett, L (1, 1)			2-3 K			1-1 G4-3			0-2 18 G1-3	2 0 0 0 0 1 1
Mark Corey, R (5, 1)										0 0 0 0 0 0 0
Abraham Nunez, S (7, PH)										1 0 0 0 0 0 0
Brian Meadows, R (7, 1)										0 0 0 0 0 0 0
Tike Redman, L (9, PH) OBP: 0.307, SLG: 0.369										1 0 1 0 0 0 0

Inning Stats	R: 0	H: 0	E: 0	K: 0	S: 11	P: 15	R: 1	H: 2	E: 0	K: 1	S: 13	P: 21	R: 0	H: 0	E: 0	K: 1	S: 7	P: 11	R: 0	H: 0	E: 1	K: 0	S: 9	P: 13	R: 4	H: 2	E: 0	K: 1	S: 13	P: 24	R: 0	H: 1	E: 0	K: 1	S: 14	P: 22	R: 1	H: 3	E: 0	K: 3	S: 25	P: 32	R: 0	H: 1	E: 0	K: 1	S: 10	P: 14	1B: 7	SF: 1	2B: 1	SAC: 0	3B: 0	DP: 0	HR: 1	HBP: 0	WP: 1	PA: 39
--------------	------	------	------	------	-------	-------	------	------	------	------	-------	-------	------	------	------	------	------	-------	------	------	------	------	------	-------	------	------	------	------	-------	-------	------	------	------	------	-------	-------	------	------	------	------	-------	-------	------	------	------	------	-------	-------	-------	-------	-------	--------	-------	-------	-------	--------	-------	--------

PITCHER	IP	WLS	BF	H	R	ER	SO	BB	IBB	HBP	BLK	WP	HR	S	P	ERA	WHIP
Jeff Suppan, R (1, 1) ERA: 3.88	6.0	W	25	4	5	3	2	1	0	0	0	1	1	59	93	4.50	0.833
Cal Eldred, R (7, 1) ERA: 3.63	1.0		4	1	0	0	1	0	0	0	0	0	0	14	22	0.00	1.000
Ray King, L (8, 1) ERA: 2.66	0.2		4	2	1	1	2	0	0	0	0	0	0	17	19	13.50	3.000
Julian Tavarez, R (8, 1) ERA: 2.49	1.1		6	2	0	0	2	0	0	0	0	0	0	18	27	0.00	1.500

AB	R	H	RBI	BB	SO	LOB
37	6	9	6	1	7	14

BOTTOM

Pittsburgh Pirates @ St. Louis Cardinals
Busch Stadium, St. Louis, MO

AB	33
R	10
H	13
RBI	10
BB	3
SO	2
LOB	9



WP:	1	PA:	37
PB:	0	SB:	1
CS:	1		

Sat Aug 21 2004, 6:15 PM CDT
Att: 46,017 - Sunny - 80 F

livebaseballscorecards.com

AB	R	H	RBI	BB	SO	LOB	
5	0	1	0	0	0	1	
2	2	1	0	2	0	1	
3	2	2	2	1	0	1	
4	2	1	3	0	0	1	
4	1	3	0	0	1	0	
3	1	1	2	0	0	1	
4	1	2	0	0	1	1	
0	0	0	0	0	0	0	
4	1	2	3	0	0	1	
2	0	0	0	0	0	2	
1	0	0	0	0	0	0	
0	0	0	0	0	0	0	
0	0	0	0	0	0	0	
1	0	0	0	0	0	0	
1B:	8	SF:	1	WP:	1	PA:	37
2B:	2	SAC:	0	PB:	0		
3B:	0	DP:	2	SB:	1		
HR:	3	HBP:	0	CS:	1		

Batter	1	2	3	4	5	6	7	8	9								
Tony Womack, L OBP: 0.348, SLG: 0.392 (1, 4)	2-1 F7		1-2 G4-3	0-0 F9		0-1 1B		2-1 F8									
Larry Walker, L OBP: 0.469, SLG: 0.613 (1, 9)	4-1 5 BB 27 HR BB		3-2 5 G6-4-3 1B		3-2 5 HR BB	2-0 G4-3											
5 Albert Pujols, R OBP: 0.405, SLG: 0.646 (1, 3)	4-0 27 HR BB		1-0 G6-4-3 1-2f		2-2 1-H HR		2-1 27 FC5-4 1B										
27 Scott Rolen, R OBP: 0.415, SLG: 0.623 (1, 5)	3-2 1-H 2-H HR			0-0 G1-3	1-2 G5-3		1-1 15 WP 15 SF7 1B										
Edgar Renteria, R OBP: 0.339, SLG: 0.422 (1, 6)	1-1 15 G3 1B			1-0 15 E 15 S 15 1B	K		2-2 15 SF7 15 WP 1B										
15 Jim Edmonds, L OBP: 0.419, SLG: 0.631 (1, 8)	0-1 G3 1-2f			1-1 1-H 2B 1B	G4-3		3-2 SF7 1-3 2-H										
Reggie Sanders, R OBP: 0.301, SLG: 0.479 (1, 7)		3-2 G4-3 CS 2B		0-0 2B 1B		0-1 L7	3-3 K										
Julian Tavarez, L (8, 1)																	
Mike Matheny, R OBP: 0.291, SLG: 0.341 (1, 2)			0-0 G4-3 2-3	0-0 1-H 2-H 2B		1-1 HR		0-1 G4-3									
Jeff Suppan, R (1, 1)		2-0 F8 3-H		0-2 G1-3		0-1 G2-3		0-1 G4-3									
Roger Cedeno, S OBP: 0.353, SLG: 0.400 (6, PH)																	
Cal Eldred, R (7, 1)																	
Ray King, L (8, 1)																	
John Mabry, L OBP: 0.397, SLG: 0.528 (8, 7)																	
Inning Stats	R: 3 E: 0 K: 0 S: 11	H: 2 LOB: 0 BB: 2 P: 25	R: 0 E: 0 K: 0 S: 6	H: 1 LOB: 0 BB: 0 P: 10	R: 0 E: 0 K: 0 S: 8	H: 1 LOB: 0 BB: 0 P: 13	R: 3 E: 0 K: 0 S: 11	H: 4 LOB: 1 BB: 0 P: 13	R: 2 E: 0 K: 1 S: 14	H: 1 LOB: 0 BB: 1 P: 21	R: 1 E: 0 K: 0 S: 10	H: 2 LOB: 1 BB: 0 P: 12	R: 1 E: 0 K: 1 S: 14	H: 2 LOB: 1 BB: 0 P: 25	R: 0 E: 0 K: 0 S: 6	H: 0 LOB: 0 BB: 0 P: 8	
PITCHER	IP	WLS	BF	H	R	ER	SO	BB	IBB	HBP	BLK	WP	HR	S	P	ERA	WHIP
18 Sean Burnett, L (1, 1)	4.0	L	21	9	8	8	0	3	0	0	0	0	2	42	72	18.00	3.000
Mark Corey, R (5, 1)	2.0		8	2	1	1	1	0	0	0	0	0	1	18	22	4.50	1.000
Brian Meadows, R (7, 1)	2.0		8	2	1	1	1	0	0	0	0	1	0	20	33	4.50	1.000

Batter	1	2	3	4	5	6	7	8	9	AB R H RBI BB SO LOB	TOP																									
18 Jason Kendall, R OBP: 0.395, SLG: 0.378 (1, 2)	2-2 1B 1B	1-1 G5-4-3 1B		0-1 L4			1-3 K		1-2 F9	5 1 2 0 0 1 2																										
2 Jack Wilson, R OBP: 0.328, SLG: 0.462 (1, 6)	3-2 1B 1B	2-2 G5-4-3 1-2f			0-0 F8		2-2 1B		0-2 P2	5 1 2 0 0 0 2																										
Rob Mackowiak, L OBP: 0.325, SLG: 0.444 (1, 9)	1-0 FC6 1B 1B		0-2 G4-3		0-1 F7		1-1 G6-3		1-2 L1-3	5 0 1 1 0 0 1																										
Craig Wilson, R OBP: 0.365, SLG: 0.520 (1, 3)	3-3 K		0-3 K		1-3 K			1-2 G5-3		4 0 0 0 0 3 2																										
Jason Bay, R OBP: 0.375, SLG: 0.590 (1, 7)	2-1 FC6 1B		1-2 CS 1B		1-2 2B		1-2 HR			4 1 4 2 0 0 0																										
Tike Redman, L OBP: 0.306, SLG: 0.370 (1, 8)	0-1 FC6 1-2f 2-3		1-1 CS 1-2	2-3 K		0-0 L8		2-2 1B 2B		4 1 1 0 0 1 3																										
Ty Wigginton, R OBP: 0.324, SLG: 0.442 (1, 5)	0-0 G5-3			4-1 1B BB		0-0 G5-3		0-0 FC5-4 1B		3 0 1 1 1 0 3																										
Jose Castillo, R OBP: 0.297, SLG: 0.361 Daryle Ward, L OBP: 0.301, SLG: 0.510 Brian Meadows, R (8, 1)		0-1 SH1-4 1B		1-3 K		3-2 G6-3		1 SAFE 2-3 K		3 0 1 0 0 1 2 1 0 0 0 0 1 1 0 0 0 0 0 0 0																										
Ryan Vogelsong, R OBP: 0.308, SLG: 0.348 Abraham Nunez, S OBP: 0.293, SLG: 0.333 34 John Grabow, L Mark Corey, R Bobby Hill, S OBP: 0.348, SLG: 0.338 (1, 1) (7, PH) (7, 1) (7, 1) (8, PH) (8, 4)		1-0 SH1-4		0-0 1B		0-0 G3		0-1 FC5-4 1-2f		1 0 1 0 0 0 0 1 0 1 0 0 0 0 0 1																										
Inning Stats	R: 2 E: 0 K: 1 S: 15	H: 4 LOB: 2 BB: 0 P: 26	R: 0 E: 0 K: 0 S: 8	H: 2 LOB: 1 BB: 0 P: 12	R: 0 E: 0 K: 1 S: 11	H: 1 LOB: 0 BB: 0 P: 13	R: 0 E: 0 K: 2 S: 12	H: 1 LOB: 2 BB: 1 P: 19	R: 0 E: 0 K: 1 S: 6	H: 0 LOB: 0 BB: 0 P: 7	R: 0 E: 0 K: 0 S: 8	H: 1 LOB: 1 BB: 0 P: 12	R: 0 E: 0 K: 1 S: 11	H: 1 LOB: 1 BB: 0 P: 15	R: 2 E: 0 K: 1 S: 15	H: 3 LOB: 1 BB: 0 P: 21	R: 0 E: 0 K: 0 S: 10	H: 0 LOB: 0 BB: 0 P: 12	1B: 10 2B: 2 3B: 0 HR: 1	SF: 0 SAC: 1 DP: 1 HBP: 0	WP: 0 PA: 40 PB: 0 SB: 0 CS: 1															
PITCHER	IP WLS BF H R ER SO BB IBB HBP BLK WP HR S P ERA WHIP																																			
Matt Morris, R ERA: 4.58 Jason Simontacchi, R ERA: 5.14 Steve Kline, L ERA: 1.93	(1, 1) (8, 1) (8, 1)	7.0 0.1 1.2	W S	30 4 5	10 3 0	2 2 0	2 0 0	6 0 1	1 0 0	0 0 0	0 0 0	0 1 0	71 10 15	104 14 19	2.57 54.00 0.00	1.571 9.000 0.000																				

Pittsburgh Pirates @ St. Louis Cardinals
 Busch Stadium, St. Louis, MO
 Sun Aug 22 2004, 1:15 PM CDT
 Att. 35,345 - Sunny - 80 F

AB	37
R	4
H	13
RBI	4
BB	1
SO	7
LOB	17



Batter	1	2	3	4	5	6	7	8	9
Tony Womack, L OBP: 0.348, SLG: 0.392 (1, 4)	1-2 G6-3	2-2 1B		0-3 K			1 SAFE 0-2 15 BB 5 WP 1B	1-3 K	
Larry Walker, L OBP: 0.467, SLG: 0.623 (1, 9) (9, 8)	4-2 5 E HR BB	1-1 G4-3			0-2 F8		1-3 K	2-2 HR	
5 Albert Pujols, R OBP: 0.405, SLG: 0.642 (1, 3)	2-1 L5		1-1 F7		1-1 P6		4-2 15 BB 1B	1-2 FC6-4 1B	
15 Jim Edmonds, L OBP: 0.421, SLG: 0.630 (1, 8) Roger Cedeno, S OBP: 0.351, SLG: 0.397 (8, PH) (9, 9)	4-0 HR IBB		3-2 G5-4-3 1B		0-0 F8		4-1 1B BB	0-3 K	
Edgar Renteria, R OBP: 0.340, SLG: 0.429 (1, 6)	3-2 1-H 2-H HR		0-1 G5-4-3		1-1 F8		1-0 1-3 2-H 3-H 1B	2-2 FC6-4	
John Mabry, L OBP: 0.388, SLG: 0.515 (1, 5) 27 Scott Rolen, R OBP: 0.415, SLG: 0.623 (8, 5)	1-0 F9			0-3 K		1-1 G4-3	SAFE 3-3 K		
Reggie Sanders, R OBP: 0.303, SLG: 0.477 (1, 7)		1-0 F9		1-0 1B SF8 HBP		2-2 G5-3		0-0 1B HR 1B	
Mike Matheny, R OBP: 0.294, SLG: 0.344 (1, 2)		1-2 L4		SAFE 1-0 SF8 1B			0-0 G4-3	2-0 SH HR 1B	
Matt Morris, R OBP: 0.175, SLG: 0.167 (1, 1) 7 Hector Luna, R OBP: 0.278, SLG: 0.362 (7, PH) Jason Simontacchi, R OBP: 0.500, SLG: 0.500 (8, 1) Steve Kline, S (8, 1)		0-0 1B		0-0 SF8			0-1 5 WP 15 BB 1B	0-1 SH HR	

AB	R	H	RBI	BB	SO	LOB
5	1	2	0	0	2	4
4	2	1	4	1	1	4
4	1	1	0	1	0	1
2	1	1	1	2	0	0
1	0	0	0	0	1	1
5	1	2	5	0	0	2
4	0	0	0	0	2	2
0	0	0	0	0	0	0
3	2	1	0	0	0	0
4	1	2	0	0	0	0
1	0	1	1	0	0	0
1	1	1	0	0	0	0
0	0	0	0	0	0	0
0	1	0	0	0	0	0

AB	R	H	RBI	BB	SO	LOB
34	11	12	11	4	6	14


Inning	3	4	5	6	7	8	9
R: 3	R: 0	R: 0	R: 1	R: 0	R: 3	R: 4	1B: 10
E: 1	E: 0	E: 0	E: 0	E: 0	E: 0	E: 1	2B: 0
K: 0	K: 0	K: 0	K: 2	K: 0	K: 2	K: 2	3B: 0
S: 22	S: 10	S: 9	S: 9	S: 6	S: 21	S: 21	HR: 2
H: 1	H: 2	H: 1	H: 1	H: 0	H: 3	H: 4	SF: 1
LOB: 0	LOB: 2	LOB: 0	LOB: 1	LOB: 0	LOB: 2	LOB: 1	SAC: 1
BB: 2	BB: 0	BB: 0	BB: 0	BB: 0	BB: 2	BB: 0	DP: 1
P: 37	P: 15	P: 13	P: 11	P: 7	P: 34	P: 29	HBP: 1

PITCHER	IP	WLS	BF	H	R	ER	SO	BB	IBB	HBP	BLK	WP	HR	S	P	ERA	WHIP
Ryan Vogelsong, R ERA: 6.33 (1, 1)	6.0	L	25	5	4	4	2	1	1	1	0	0	1	63	94	6.00	1.000
34 John Grabow, L ERA: 5.11 (7, 1)	0.2		4	2	2	2	1	0	0	0	0	0	0	9	10	27.00	3.000
Mark Corey, R ERA: 5.4 (7, 1)	0.1		4	1	1	1	1	2	0	0	0	1	0	12	24	27.00	9.000
Brian Meadows, R ERA: 3.47 (8, 1)	1.0		8	4	4	3	2	0	0	0	0	0	1	21	29	27.00	4.000

Pittsburgh Pirates @ St. Louis Cardinals
Busch Stadium, St. Louis, MO
 Sun Aug 22 2004, 1:15 PM CDT
 Att: 35,345 - Sunny - 80 F

livebaseballscorecards.com

AB 34
 R 11
 H 12
 RBI 11
 BB 4
 SO 6
 LOB 14



WP: 1 PA: 41
 PB: 0
 SB: 0
 CS: 0

Batter	1	2	3	4	5	6	7	8	9	AB R H RBI BB SO LOB	TOP																										
Quinton McCracken, S OBP: 0.323, SLG: 0.380 (1, 7)	4-1 BB E S	0-1 1B 2B		0-0 L8			1-1 G6-3		3-1 SH1-4 1-2	3 0 1 0 1 0 0																											
Alex Cintron, S OBP: 0.289, SLG: 0.357 (1, 6)	1-1 F7	0-1 2B 1-3 2-H		2-1 F7			2-0 L3		1-1 1B 2-H	5 0 2 2 0 0 1																											
Danny Bautista, R OBP: 0.350, SLG: 0.431 (1, 9)	4-2 BB G5-4-3 1-3	2-2 L8		1-0 F7			3-2 1B S		0-0 P4	4 0 1 0 1 0 4																											
Shea Hillenbrand, R OBP: 0.347, SLG: 0.463 (1, 3)	0-1 G5-4-3 1-2f			0-0 1B 19 SF7 2B			3-1 L3		0-0 G4-3	5 1 1 0 0 1 5																											
Chad Tracy, L OBP: 0.344, SLG: 0.406 Andy Green, R OBP: 0.235, SLG: 0.286 (8, PH) (8, 5)				0-0 HBP 1B 2-3			1-0 P6		2-3 K	3 0 1 0 0 0 0 1 0 0 0 0 1 0																											
Scott Hairston, R OBP: 0.311, SLG: 0.485 (1, 4)				2-3 K			1-1 L4		0-0 19 WP 1B	4 0 1 0 0 1 2																											
Luis Terrero, R OBP: 0.366, SLG: 0.380 (1, 8)				1-2 HBP			3-1 P3		0-3 K	3 1 0 0 0 1 2																											
19 Chris Snyder, R OBP: 0.300, SLG: 0.778 (1, 2)				1-2 HBP			1-3 K		2-3 K 1-2	3 1 1 3 0 2 1																											
Casey Fossum, L OBP: 0.067, SLG: 0.034 36 Brian Bruney, R Shane Nance, L Carlos Baerga, S OBP: 0.293, SLG: 0.324 Jerry Gil, R OBP: 0.500, SLG: 0.333 Greg Aquino, R (8, 1) (9, PH) (9, PR) (9, 1)				2-0 HR 1B 2B 1B			0-0 B2-3		0-1 SH1-4 1B 1B	3 1 1 0 0 1 2 0 0 0 0 0 0 0 0 0 0 0 0 0 0 1 0 1 0 0 0 0 0 1 0 0 0 0 0 0 0 0 0 0 0 0																											
Inning Stats	R: 0 E: 0 K: 0 S: 8	H: 0 LOB: 1 BB: 2 P: 17	R: 3 E: 1 K: 0 S: 16	H: 4 LOB: 2 BB: 0 P: 27	R: 1 E: 0 K: 2 S: 12	H: 2 LOB: 2 BB: 0 P: 18	R: 0 E: 0 K: 0 S: 4	H: 0 LOB: 0 BB: 0 P: 7	R: 0 E: 0 K: 1 S: 5	H: 0 LOB: 0 BB: 0 P: 10	R: 0 E: 0 K: 1 S: 6	H: 0 LOB: 0 BB: 0 P: 10	R: 0 E: 0 K: 1 S: 10	H: 1 LOB: 1 BB: 0 P: 18	R: 0 E: 0 K: 3 S: 11	H: 1 LOB: 1 BB: 0 P: 15	R: 1 E: 0 K: 0 S: 8	H: 2 LOB: 2 BB: 0 P: 12	1B: 7 2B: 2 3B: 0 HR: 1	SF: 1 SAC: 1 DP: 1 HBP: 1	WP: 1 PB: 0 SB: 2 CS: 0	PA: 40															
PITCHER	IP WLS BF H R ER SO BB IBB HBP BLK WP HR S P ERA WHIP																																				
John Van Benschoten, R ERA: 4.85 (1, 1)	7.0		31	7	4	1	4	2	0	1	0	0	1	61	107	1.29	1.286																				
Michael Gonzalez, L ERA: 1.19 (8, 1)	1.0		4	1	0	0	3	0	0	0	0	1	0	11	15	0.00	1.000																				
34 John Grabow, L ERA: 5.26 (9, 1)	0.1	L	3	2	1	1	0	0	0	0	0	0	0	6	10	27.00	6.000																				
Jose Mesa, R ERA: 3.23 (9, 1)	0.2		2	0	0	0	0	0	0	0	0	0	0	2	2	0.00	0.000																				

Arizona Diamondbacks @ Pittsburgh Pirates

PNC Park, Pittsburgh, PA

Mon Aug 23 2004, 7:05 PM EDT
Att. 25,154 - Sunny - 76 F

livebaseballscorecards.com

AB	35
R	5
H	10
RBI	5
BB	2
SO	7
LOB	17



Batter	1	2	3	4	5	6	7	8	9	AB R H RBI BB SO LOB	
18 Jason Kendall, R OBP: 0.393, SLG: 0.376 (1, 2) C B B X	2-2 G6-3 1	0-1 L5 2			1-1 G5-3 1	2-3 K 3			0-1 FC6-4 1B 2	5 0 1 0 0 1 2	
2 Jack Wilson, R OBP: 0.328, SLG: 0.462 (1, 6) B B X	2-0 1B SF7 1B	0-1 G5-3 3			1-2 BB 1B		2-3 K 1		0-0 FC6-4 1-2f	5 1 2 0 0 1 1	
Jason Bay, R OBP: 0.379, SLG: 0.588 (1, 7) S B 1 SAFE X	1-1 BB 1-3 1B		3-1 1B 1		1 SAFE B 1 SAFE B 1 SAFE F B 1 SAFE F F	4-2 1 SAFE B 1-2 BB	2-0 F8 2		1 SAFE D B C 1 SAFE S 1 SAFE S	2-3 K 2	4 0 2 0 1 1 1
Craig Wilson, R OBP: 0.366, SLG: 0.524 (1, 3) B B C SAFE 1 SAFE F B	4-2 1-2 BB		2-2 HR		S F S F	0-3 K 2	B X	X	0-0 G5-3 3	4 1 1 1 1 1 3	
Ty Wigginton, R OBP: 0.321, SLG: 0.439 (1, 5) B X	1-0 SF7 2		0-1 F9 2		C B X	1-1 L5 3		S B C X	2-2 G3-1 1	3 0 0 1 0 0 2	
19 José Bautista, R OBP: 0.316, SLG: 0.300 Rob Mackowiak, L OBP: 0.324, SLG: 0.443 (8, PH) (9, 9)	1-3 K2-3 3		1-2 P4 3		S B C X	1-2 G5-3 1		S B C X	2-3 K 2	3 0 0 0 0 1 2 1 0 0 0 0 1 0	
Tike Redman, L OBP: 0.306, SLG: 0.369 (1, 8)		1-0 G4-3 1		2-1 P3 1	C B X	1-1 L7 2		B S B C X	2-2 1B 1B	4 0 1 0 0 0 0	
Jose Castillo, R OBP: 0.303, SLG: 0.374 (1, 4)		2-2 HR 2B		0-2 L3 2	B X	1-0 2B		1 SAFE B 1 SAFE B 1 SAFE F 1 SAFE B X	2-1 1B 1-2 1B	4 1 3 0 0 0 0	
John Van Benschoten, R OBP: 0.500, SLG: 1.333 Michael Gonzalez, R OBP: 1.000, SLG: 2.000 11 Humberto Cota, R OBP: 0.304, SLG: 0.524 34 John Grabow, L Jose Mesa, R	(1, 1) (8, 1) (8, PH) (9, 1) (9, 1)	2-1 HR 2-H	3-3 K 3		C B B X	4-0 BB		S X	0-1 F8 3	2 1 1 2 1 1 0 0 0 0 0 0 0 0 1 0 0 0 0 0 2 0 0 0 0 0 0 0 0 0 0 0 0 0 0	

Inning Stats	R: 1	H: 2	E: 0	K: 1	S: 13	H: 2	LOB: 2	BB: 1	P: 24	R: 2	H: 2	E: 0	K: 0	S: 10	R: 1	H: 2	E: 0	K: 0	S: 12	R: 0	H: 0	E: 0	K: 1	S: 8	R: 0	H: 1	E: 0	K: 1	S: 13	R: 0	H: 1	E: 0	K: 1	S: 9	R: 0	H: 0	E: 0	K: 1	S: 5	R: 0	H: 2	E: 0	K: 1	S: 13	R: 0	H: 1	E: 0	K: 1	S: 7	1B: 7	SF: 1	2B: 2	SAC: 0	3B: 0	DP: 0	HR: 2	HBP: 0	WP: 0	PA: 40
--------------	------	------	------	------	-------	------	--------	-------	-------	------	------	------	------	-------	------	------	------	------	-------	------	------	------	------	------	------	------	------	------	-------	------	------	------	------	------	------	------	------	------	------	------	------	------	------	-------	------	------	------	------	------	-------	-------	-------	--------	-------	-------	-------	--------	-------	--------

PITCHER	IP	WLS	BF	H	R	ER	SO	BB	IBB	HBP	BLK	WP	HR	S	P	ERA	WHIP
Casey Fossum, L ERA: 7.29	(1, 1)	6.0	28	8	4	4	4	3	0	0	0	0	2	65	108	6.00	1.833
36 Brian Bruney, R ERA: 3.78	(7, 1)	1.1	4	0	0	0	1	0	0	0	0	0	0	8	15	0.00	0.000
Shane Nance, L ERA: 2.84	(8, 1)	0.2	W 4	2	0	0	1	0	0	0	0	0	0	10	16	0.00	3.000
Greg Aquino, R ERA: 3.05	(9, 1)	1.0	S 4	1	0	0	1	0	0	0	0	0	0	7	9	0.00	1.000

BOTTOM

Arizona Diamondbacks @ Pittsburgh Pirates
PNC Park, Pittsburgh, PA
Mon Aug 23 2004, 7:05 PM EDT
Att: 25,154 - Sunny - 76 F

AB	36
R	4
H	11
RBI	4
BB	3
SO	7
LOB	13



WP	PA
0	40
0	0
0	0

Batter	1	2	3	4	5	6	7	8	9	AB R H RBI BB SO LOB	TOP	
Quinton McCracken, S (1, 7) <small>OBP: 0.323, SLG: 0.379</small>	1-1 		0-0 SH1-3 <small>1-2 2-3</small>		1-2 F9			0-3 K		3 0 1 0 0 1 0	Arizona Diamondbacks @ Pittsburgh Pirates PNC Park, Pittsburgh, PA Tue Aug 24 2004, 7:05 PM EDT Att. 16,332 - Cloudy - 80 F	
Alex Cintron, S (1, 6) <small>OBP: 0.291, SLG: 0.358</small>	2-2 F7		0-0 			1-0 G5-3		1-2 		4 0 2 1 0 0 1		
Danny Bautista, R (1, 9) <small>OBP: 0.349, SLG: 0.429</small>	2-3 K <small>1-2</small>		0-2 G6-4-3 <small>1-2f</small>			0-2 		0-2 K		4 0 1 0 0 2 4		
Shea Hillenbrand, R (1, 3) <small>OBP: 0.344, SLG: 0.459</small>		1-2 F9		0-1 F9		0-0 P4		1-0 G1-3		4 0 0 0 0 0 1		
Scott Hairston, R (1, 4) <small>OBP: 0.307, SLG: 0.478</small>		0-0 G4-3		3-3 K		2-2 G4-3		2-0 F7		4 0 0 0 0 1 1		
Luis Terrero, R (1, 8) <small>OBP: 0.373, SLG: 0.372</small>		4-1 		4-2 		0-0 B1-3		0-3 K		2 0 0 0 2 1 0		
19 Chris Snyder, R (1, 2) <small>OBP: 0.231, SLG: 0.583</small>		0-0 P2		2-3 K		1-3 K				3 0 0 0 0 2 2		
Andy Green, R (1, 5) Mike Koplove, R (7, 1)			1-1 SH1-3 <small>31 HBP</small> 1B		2-2 G6-3		3-3 K					3 1 1 0 0 1 0 0 0 0 0 0 0 0
31 Edgar Gonzalez, R (1, 1) Chad Tracy, L (7, 5) <small>OBP: 0.375, SLG: 0.286</small> <small>OBP: 0.343, SLG: 0.405</small>			1-0 		1-3 K		2-3 K					1 0 0 0 0 1 0 1 0 0 0 0 1 0
Inning Stats	R: 0 H: 1 E: 0 LOB: 1 K: 1 BB: 0 S: 13 P: 18	R: 0 H: 0 E: 0 LOB: 1 K: 0 BB: 1 S: 6 P: 11	R: 1 H: 2 E: 0 LOB: 1 K: 0 BB: 0 S: 7 P: 9	R: 0 H: 0 E: 0 LOB: 1 K: 2 BB: 1 S: 10 P: 19	R: 0 H: 0 E: 0 LOB: 0 K: 1 BB: 0 S: 10 P: 14	R: 0 H: 1 E: 0 LOB: 1 K: 0 BB: 0 S: 9 P: 12	R: 0 H: 0 E: 0 LOB: 0 K: 2 BB: 0 S: 9 P: 13	R: 0 H: 1 E: 0 LOB: 1 K: 3 BB: 0 S: 14 P: 17	R: 0 H: 0 E: 0 LOB: 0 K: 1 BB: 0 S: 5 P: 8	1B: 5 SF: 0 2B: 1 SAC: 1 3B: 0 DP: 2 HR: 0 HBP: 1	WP: 0 PA: 33 PB: 0 SB: 0 CS: 1	
PITCHER	IP WLS BF H R ER SO BB IBB HBP BLK WP HR S P ERA WHIP											IP WLS BF H R ER SO BB IBB HBP BLK WP HR S P ERA WHIP
Oliver Pérez, L (1, 1) <small>ERA: 2.8</small>	8.0 W 30 5 1 1 9 2 0 1 0 0 0 78 113 1.12 0.875											
Jose Mesa, R (9, 1) <small>ERA: 3.18</small>	1.0 S 3 0 0 0 1 0 0 0 0 0 0 5 8 0.00 0.000											

AB	29
R	1
H	5
RBI	1
BB	2
SO	10
LOB	9



Batter	1	2	3	4	5	6	7	8	9
18 Jason Kendall, R OBP: 0.392, SLG: 0.373	0-1 G5-3	2-2 L9		1-1 FC5-4 HBP		2-1 G4-3			
2 Jack Wilson, R OBP: 0.330, SLG: 0.461	4-1 2B BB		3-2 BB 1B	2-1 FC5-4			1-1 G4-3		
Daryle Ward, L OBP: 0.310, SLG: 0.536	1-1 2B 2B		2-2 F8		3-2 2B 1B		3-2 HR		
Craig Wilson, R OBP: 0.363, SLG: 0.520 Jose Mesa, R	2-1 G6-3		1-3 K		0-1 F7		0-3 K		
Rob Mackowiak, L OBP: 0.330, SLG: 0.450	1-1 2B		4-0 1-2 BB		1-0 2B		4-2 BB		
Jason Bay, R OBP: 0.374, SLG: 0.580	2-2 P6		0-1 L6		2-3 K G6-4-3		0-0 G1-3		
Ty Wigginton, R OBP: 0.318, SLG: 0.434		0-0 E5 SH3-4		0-0 L5		2-2 G6-4-3		1-2 G1-3	
Jose Castillo, R OBP: 0.303, SLG: 0.372		3-2 F9		1-2 G4-3		0-0 18 G4-3 1B		0-1 G6-3	
Oliver Pérez, L OBP: 0.250, SLG: 0.217 Tike Redman, L OBP: 0.305, SLG: 0.368		0-0 SH3-4		1-1 FC5-4 18 HBP 1B		3-3 K		2-1 G3	

Inning Stats	R: 2	H: 2	E: 0	K: 0	S: 12	LOB: 1	BB: 1	P: 22	R: 0	H: 0	E: 1	K: 0	S: 9	LOB: 1	BB: 0	P: 14	R: 0	H: 1	E: 0	K: 1	S: 12	LOB: 2	BB: 1	P: 22	R: 0	H: 1	E: 0	K: 0	S: 10	LOB: 2	BB: 0	P: 15	R: 0	H: 2	E: 0	K: 1	S: 14	LOB: 0	BB: 0	P: 22	R: 0	H: 1	E: 0	K: 1	S: 6	LOB: 0	BB: 0	P: 11	R: 1	H: 1	E: 0	K: 1	S: 11	LOB: 1	BB: 1	P: 19	R: 0	H: 0	E: 0	K: 0	S: 8	LOB: 0	BB: 0	P: 11
--------------	------	------	------	------	-------	--------	-------	-------	------	------	------	------	------	--------	-------	-------	------	------	------	------	-------	--------	-------	-------	------	------	------	------	-------	--------	-------	-------	------	------	------	------	-------	--------	-------	-------	------	------	------	------	------	--------	-------	-------	------	------	------	------	-------	--------	-------	-------	------	------	------	------	------	--------	-------	-------

PITCHER	IP	WLS	BF	H	R	ER	SO	BB	IBB	HBP	BLK	WP	HR	S	P	ERA	WHIP
31 Edgar Gonzalez, R ERA: 8.74	(1, 1)	6.0	L	28	7	2	2	3	2	0	0	1	0	63	106	3.00	1.500
Mike Koplove, R ERA: 4.27	(7, 1)	2.0		8	1	1	1	1	0	0	0	0	1	19	30	4.50	1.000

AB	R	H	RBI	BB	SO	LOB
3	0	0	0	0	0	2
3	1	1	0	1	0	2
4	2	3	2	0	0	1
4	0	0	0	0	2	3
0	0	0	0	0	0	0
2	0	2	1	2	0	0
4	0	0	0	0	1	6
4	0	0	0	0	0	3
4	0	1	0	0	0	1
2	0	1	0	0	1	1
1	0	0	0	0	0	0

WP	PA	ERA	WHIP
1	36		
0			
0			

Arizona Diamondbacks @ Pittsburgh Pirates
PNC Park, Pittsburgh, PA
Tue Aug 24 2004, 7:05 PM EDT
Att: 16,332 - Cloudy - 80 F



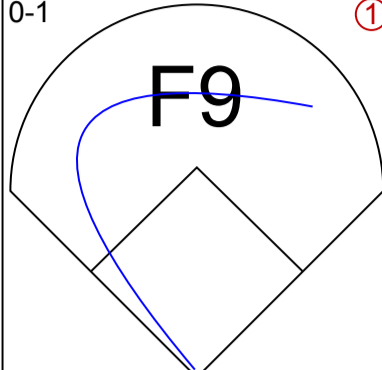
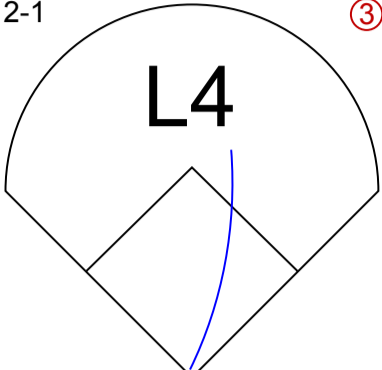
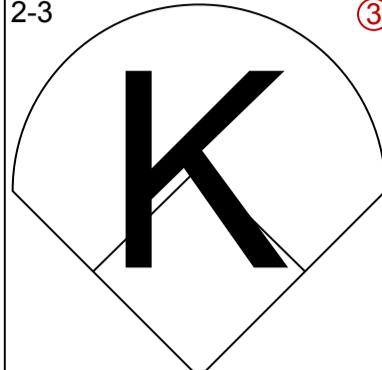
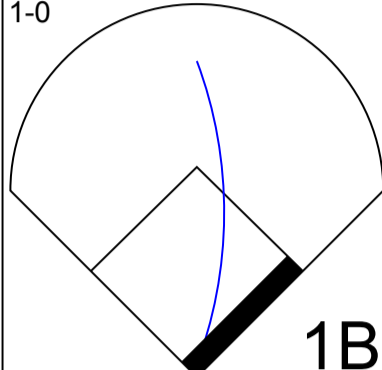
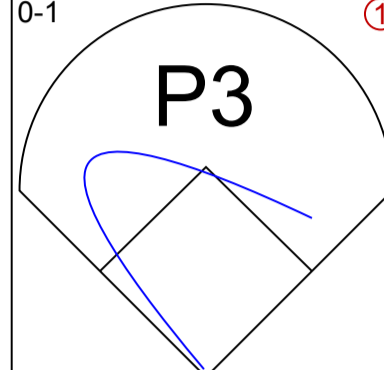
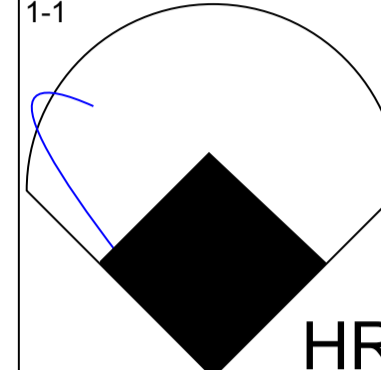
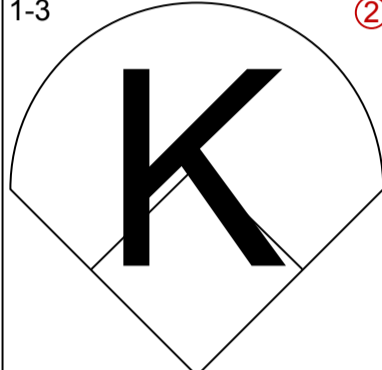
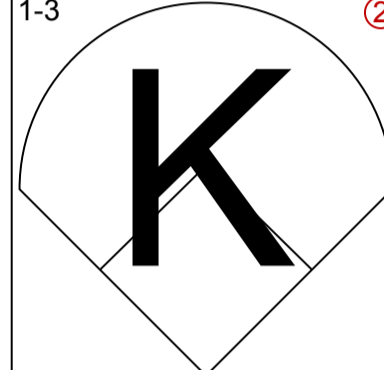
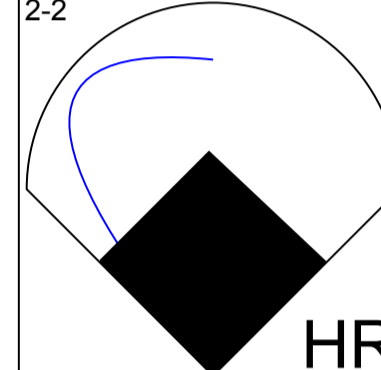
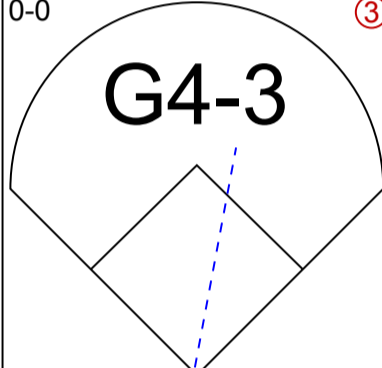
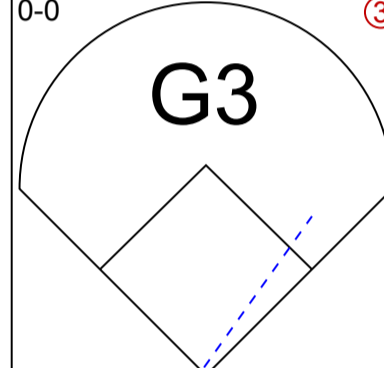
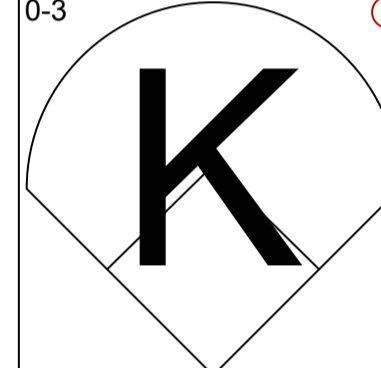
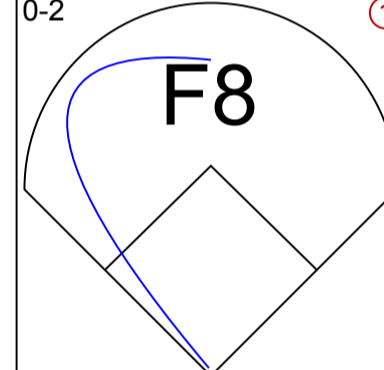
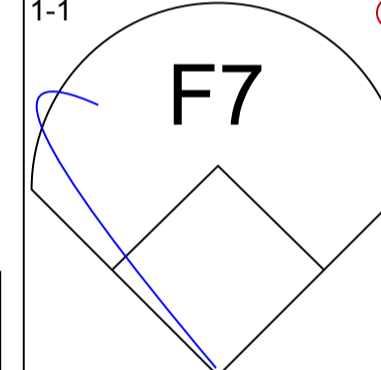
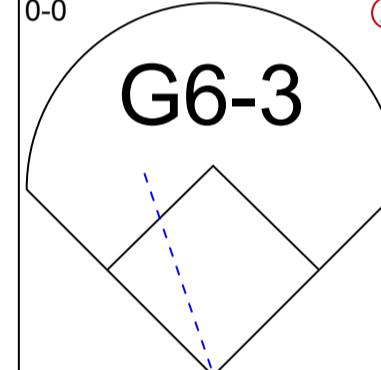
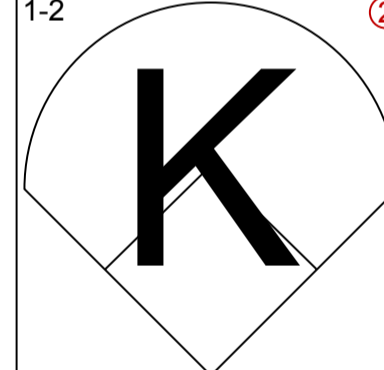
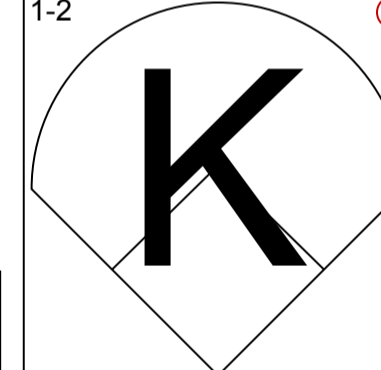
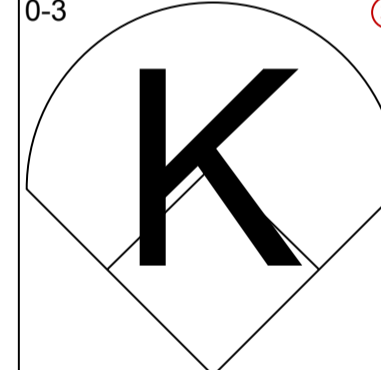
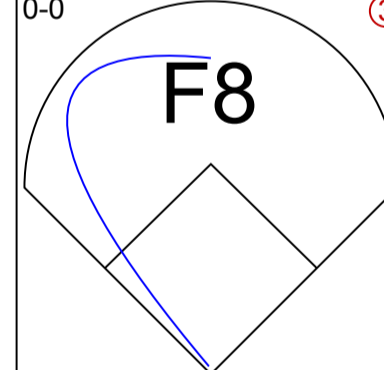
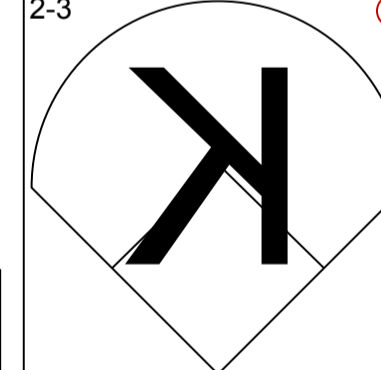
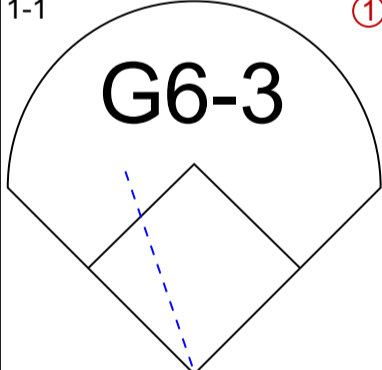
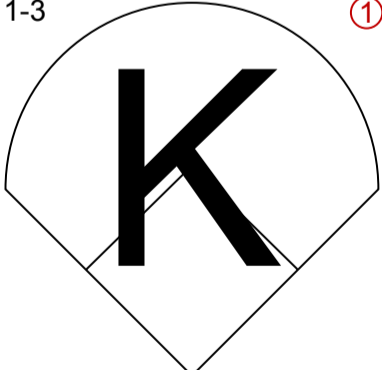
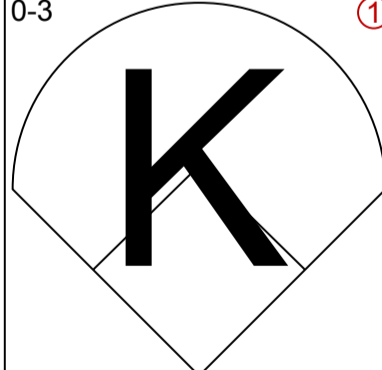
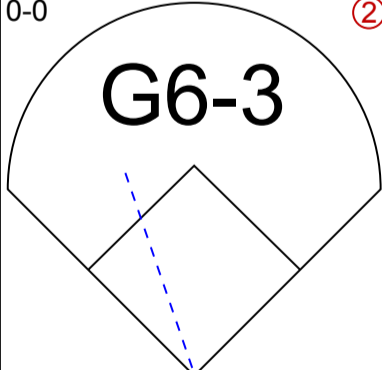
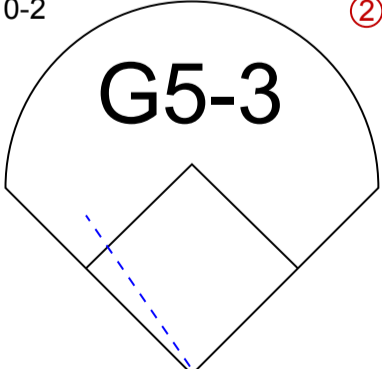
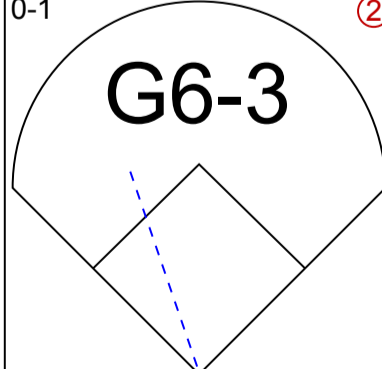
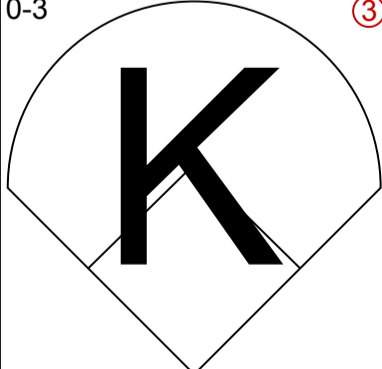
Batter	1	2	3	4	5	6	7	8	9	AB R H RBI BB SO LOB	TOP	
Quinton McCracken, S OBP: 0.321, SLG: 0.383 (1, 7)	3-2 SH1-4 1B 2B		0-1 G4-3		0-1 L4			1-1 P5		4 1 1 0 0 0 0		
Alex Cintron, S OBP: 0.289, SLG: 0.356 (1, 6)	0-0 SH1-4 2-3		0-1 G1-3			0-2 L6		0-1 G1-3		3 0 0 0 0 0 0		
Danny Bautista, R OBP: 0.348, SLG: 0.430 (1, 9)	0-1 G5-3		2-0 G5-3			2-1 E9 2B		0-3 K		4 0 1 0 0 1 1		
Shea Hillenbrand, R OBP: 0.345, SLG: 0.459 Andy Green, R OBP: 0.241, SLG: 0.288 (1, 3) (9, PR)	1-1 2B 1B			1-1 F7		1-1 G4-3		0-0 1B 1B 1B		4 0 2 1 0 0 1 0 0 0 0 0 0 0		
Chad Tracy, L OBP: 0.345, SLG: 0.409 (1, 5)	0-1 1-3 2B			2-1 F9		0-1 F9		1-2 1B 1B		4 0 2 0 0 0 1		
Scott Hairston, R OBP: 0.306, SLG: 0.474 (1, 4)	0-1 F7			0-2 1B			2-2 F7		0-3 K	4 0 1 0 0 1 4		
Luis Terrero, R OBP: 0.377, SLG: 0.378 (1, 8)		0-0 P6		1 SAFE 1-0 F9			3-2 G1-4-3 1B		1-2 1B 1B	4 0 2 0 0 0 1		
Juan Brito, R OBP: 0.218, SLG: 0.250 Carlos Baerga, S OBP: 0.289, SLG: 0.319 (1, 2) (9, PH)		1-3 K			0-1 F9		3-2 G1-4-3		0-0 G6-4-3	3 0 0 0 0 1 1 1 0 0 0 0 0 3	AB 34 R 1 H 9 RBI 1 BB 0 SO 5 LOB 13	
Randy Johnson, R OBP: 0.152, SLG: 0.143 (1, 1)		2-3 K			0-3 K		0-0 G6-3			3 0 0 0 0 2 1		
Inning Stats	R: 1 H: 3 E: 0 LOB: 2 K: 0 BB: 0 S: 12 P: 16	R: 0 H: 0 E: 0 LOB: 0 K: 2 BB: 0 S: 10 P: 13	R: 0 H: 0 E: 0 LOB: 0 K: 0 BB: 0 S: 5 P: 7	R: 0 H: 1 E: 0 LOB: 1 K: 0 BB: 0 S: 8 P: 12	R: 0 H: 0 E: 0 LOB: 0 K: 1 BB: 0 S: 7 P: 7	R: 0 H: 1 E: 1 LOB: 1 K: 0 BB: 0 S: 10 P: 13	R: 0 H: 1 E: 0 LOB: 1 K: 0 BB: 0 S: 10 P: 18	R: 0 H: 0 E: 0 LOB: 0 K: 1 BB: 0 S: 7 P: 8	R: 0 H: 3 E: 0 LOB: 3 K: 1 BB: 0 S: 11 P: 13	1B: 6 SF: 0 2B: 3 SAC: 1 3B: 0 DP: 1 HR: 0 HBP: 0	WP: 0 PA: 35 PB: 0 SB: 1 CS: 0	
PITCHER	IP WLS BF H R ER SO BB IBB HBP BLK WP HR S P ERA WHIP											
Josh Fogg, R ERA: 4.95 (1, 1)	8.0 W 30 6 1 1 4 0 0 0 0 0 0 0 69 94 1.12 0.750											
Jose Mesa, R ERA: 3.12 (9, 1)	1.0 S 5 3 0 0 1 0 0 0 0 0 0 0 11 13 0.00 3.000											

Arizona Diamondbacks @ Pittsburgh Pirates
 PNC Park, Pittsburgh, PA
 Wed Aug 25 2004, 7:05 PM EDT
 Att. 24,853 - Cloudy - 79 F

livebaseballscores.com



Batter	1	2	3	4	5	6	7	8	9	AB R H RBI BB SO LOB
--------	---	---	---	---	---	---	---	---	---	----------------------

18 Jason Kendall, R <small>OBP: 0.389, SLG: 0.371</small> <small>(1, 2)</small>	<small>0-1</small>  <small>F9</small> <small>1</small>		<small>2-1</small>  <small>L4</small> <small>3</small>			<small>2-3</small>  <small>K</small> <small>3</small>				3 0 0 0 0 1 0
2 Jack Wilson, R <small>OBP: 0.331, SLG: 0.468</small> <small>(1, 6)</small>	<small>1-0</small>  <small>1B</small> <small>1</small>			<small>0-1</small>  <small>P3</small> <small>1</small>			<small>1-1</small>  <small>HR</small> <small>1</small>			3 1 2 1 0 0 0
Jason Bay, R <small>OBP: 0.374, SLG: 0.588</small> <small>(1, 7)</small>	<small>1-3</small>  <small>K</small> <small>2</small>			<small>1-3</small>  <small>K</small> <small>2</small>			<small>2-2</small>  <small>HR</small> <small>1</small>			3 1 1 1 0 2 1
Craig Wilson, R <small>OBP: 0.361, SLG: 0.516</small> <small>(1, 3)</small>	<small>0-0</small>  <small>G4-3</small> <small>3</small>			<small>0-0</small>  <small>G3</small> <small>3</small>			<small>0-3</small>  <small>K</small> <small>1</small>			3 0 0 0 0 1 1
Ty Wigginton, R <small>OBP: 0.315, SLG: 0.431</small> <small>(1, 5)</small>		<small>0-2</small>  <small>F8</small> <small>1</small>			<small>1-1</small>  <small>F7</small> <small>1</small>		<small>0-0</small>  <small>G6-3</small> <small>2</small>			3 0 0 0 0 0 0
19 José Bautista, R <small>OBP: 0.304, SLG: 0.288</small> <small>(1, 9)</small>		<small>1-2</small>  <small>K</small> <small>2</small>			<small>1-2</small>  <small>K</small> <small>2</small>		<small>0-3</small>  <small>K</small> <small>3</small>			3 0 0 0 0 3 0
Tike Redman, L <small>OBP: 0.303, SLG: 0.365</small> <small>(1, 8)</small>		<small>0-0</small>  <small>F8</small> <small>3</small>			<small>2-3</small>  <small>K</small> <small>3</small>			<small>1-1</small>  <small>G6-3</small> <small>1</small>		3 0 0 0 0 1 0
Jose Castillo, R <small>OBP: 0.300, SLG: 0.368</small> <small>(1, 4)</small>			<small>1-3</small>  <small>K</small> <small>1</small>			<small>0-3</small>  <small>K</small> <small>1</small>		<small>0-0</small>  <small>G6-3</small> <small>2</small>		3 0 0 0 0 2 0
Josh Fogg, R <small>OBP: 0.081, SLG: 0.081</small> 11 Humberto Cota, R (8, PH) <small>OBP: 0.298, SLG: 0.512</small> Jose Mesa, R (9, 1)			<small>0-2</small>  <small>G5-3</small> <small>2</small>			<small>0-1</small>  <small>G6-3</small> <small>2</small>		<small>0-3</small>  <small>K</small> <small>3</small>		2 0 0 0 0 0 0 1 0 0 0 0 1 0 0 0 0 0 0 0 0

Inning Stats	R: 0 H: 1 E: 0 K: 1 S: 7	H: 1 LOB: 1 BB: 0 P: 9	R: 0 H: 0 E: 0 K: 1 S: 7	H: 0 LOB: 0 BB: 0 P: 8	R: 0 H: 0 E: 0 K: 1 S: 9	H: 0 LOB: 0 BB: 0 P: 12	R: 0 H: 0 E: 0 K: 1 S: 6	H: 0 LOB: 0 BB: 0 P: 7	R: 0 H: 0 E: 0 K: 2 S: 8	H: 0 LOB: 0 BB: 0 P: 12	R: 2 H: 2 E: 0 K: 2 S: 12	H: 2 LOB: 0 BB: 0 P: 15	R: 0 H: 0 E: 0 K: 1 S: 6	H: 0 LOB: 0 BB: 0 P: 7	1B: 1 SF: 0 2B: 0 SAC: 0 3B: 0 DP: 0 HR: 2 HBP: 0
--------------	--------------------------	------------------------	--------------------------	------------------------	--------------------------	-------------------------	--------------------------	------------------------	--------------------------	-------------------------	---------------------------	-------------------------	--------------------------	------------------------	--

PITCHER Randy Johnson, L (1, 1) <small>ERA: 2.78</small>	IP 8.0 WLS L BF 27 H 3 R 2 ER 2 SO 11 BB 0 IBB 0 HBP 0 BLK 0 WP 0 HR 2 S 65 P 82 ERA 2.25 WHIP 0.375	PITCHER <small>IP WLS BF H R ER SO BB IBB HBP BLK WP HR S P ERA WHIP</small>
--	--	--

BOTTOM

Arizona Diamondbacks @ Pittsburgh Pirates
PNC Park, Pittsburgh, PA
Wed Aug 25 2004, 7:05 PM EDT
Att. 24,853 - Cloudy - 79 F

AB	27
R	2
H	3
RBI	2
BB	0
SO	11
LOB	2



WP: 0 PA: 27	SB: 0
PB: 0	CS: 0

TOP

St. Louis Cardinals @ Pittsburgh Pirates
 PNC Park, Pittsburgh, PA

AB 36
 R 8
 H 12
 RBI 8
 BB 1
 SO 3
 LOB 14



WP: 0 PA: 39
 PB: 0
 SB: 0
 CS: 0

Fri Aug 27 2004, 7:05 PM EDT
 Att. 27,475 - Cloudy - 81 F

livebaseballscorecards.com

AB R H RBI BB SO LOB

5 0 2 1 0 0 1

5 1 1 0 0 1 3

4 2 1 0 0 0 3

4 1 2 1 0 1 2

2 3 2 5 1 0 0

4 0 0 0 0 0 2

3 1 1 0 0 0 0

1 0 1 1 0 0 0

4 0 0 0 0 1 2

3 0 2 0 0 0 0

0 0 0 0 0 0 0

1 0 0 0 0 0 1

0 0 0 0 0 0 0

0 0 0 0 0 0 0

1B: 8 SF: 1
 2B: 1 SAC: 0
 3B: 1 DP: 2
 HR: 2 HBP: 1

Batter	1	2	3	4	5	6	7	8	9
Tony Womack, L (1, 4) OBP: 0.354, SLG: 0.395	1-1 G1-3	1-1 1B		0-0 G4-6-3			2-2 FC5-4 1B		0-1 G3
Larry Walker, L (1, 9) OBP: 0.459, SLG: 0.608	3-1 27 G1-4-3 3B	3-2 F5		0-2 P3			0-1 FC5-4		2-3 K
5 Albert Pujols, R (1, 3) OBP: 0.405, SLG: 0.642	3-2 27 G1-4-3 15 HR HBP	2-2 F8				0-1 27 1B 15 SF7 1B	0-1 L6		3-2 P6
27 Scott Rolen, R (1, 5) OBP: 0.408, SLG: 0.609	3-1 G1-4-3		2-1 15 HR 2B			0-0 G5-4-3 1B	2-3 K		
15 Jim Edmonds, L (1, 8) OBP: 0.420, SLG: 0.650	2-1 HR		1-0 HR			2-2 SF7		4-1 G6-3 1B BB	
Edgar Renteria, R (1, 6) OBP: 0.333, SLG: 0.417	0-2 G4-3		1-1 F9			1-2 G5-4-3		1-2 G6-3	
John Mabry, L (1, 7) OBP: 0.387, SLG: 0.512 So Taguchi, R (8, PH) OBP: 0.312, SLG: 0.398 (8, 7)		2-1 1B 1B	0-0 F7			1-1 G3		1-1 1B	
Mike Matheny, R (1, 2) OBP: 0.287, SLG: 0.334		1-2 F9	3-2 K			2-1 G6-3		0-0 F7	
Jeff Suppan, R (1, 1) OBP: 0.064, SLG: 0.043 Ray King, L (7, 1) Reggie Sanders, R (8, PH) OBP: 0.303, SLG: 0.479 Steve Kline, S (8, 1) 44 Jason Isringhausen, R (9, 1) OBP: 0.333, SLG: 0.333		1-1 1B	1-2 G4-6-3 1B			0-1 F9		0-0 G6-3	

Inning Stats	R: 3	H: 2	E: 0	LOB: 0	K: 0	BB: 0	S: 16	P: 28	R: 1	H: 3	E: 0	LOB: 2	K: 0	BB: 0	S: 15	P: 26	R: 2	H: 2	E: 0	LOB: 0	K: 1	BB: 0	S: 11	P: 18	R: 0	H: 1	E: 0	LOB: 0	K: 0	BB: 0	S: 7	P: 8	R: 1	H: 2	E: 0	LOB: 0	K: 0	BB: 0	S: 10	P: 13	R: 0	H: 0	E: 0	LOB: 0	K: 0	BB: 0	S: 6	P: 9	R: 0	H: 1	E: 0	LOB: 1	K: 1	BB: 0	S: 11	P: 15	R: 1	H: 1	E: 0	LOB: 1	K: 0	BB: 1	S: 6	P: 11	R: 0	H: 0	E: 0	LOB: 0	K: 1	BB: 0	S: 11	P: 16
--------------	------	------	------	--------	------	-------	-------	-------	------	------	------	--------	------	-------	-------	-------	------	------	------	--------	------	-------	-------	-------	------	------	------	--------	------	-------	------	------	------	------	------	--------	------	-------	-------	-------	------	------	------	--------	------	-------	------	------	------	------	------	--------	------	-------	-------	-------	------	------	------	--------	------	-------	------	-------	------	------	------	--------	------	-------	-------	-------

PITCHER	IP	WLS	BF	H	R	ER	SO	BB	IBB	HBP	BLK	WP	HR	S	P	ERA	WHIP
Ryan Vogelsong, R (1, 1) ERA: 6.6	4.0	L	20	8	6	6	1	0	0	1	0	0	2	49	80	13.50	2.000
Mark Corey, R (5, 1) ERA: 5.06	3.0		11	3	1	1	1	0	0	0	0	0	0	27	37	3.00	1.000
34 John Grabow, L (8, 1) ERA: 5.33	1.0		5	1	1	1	0	1	0	0	0	0	0	6	11	9.00	2.000
Frank Brooks, L (9, 1) ERA:	1.0		3	0	0	0	1	0	0	0	0	0	0	11	16	0.00	0.000

Batter	1	2	3	4	5	6	7	8	9	AB R H RBI BB SO LOB
18 Jason Kendall, R OBP: 0.395, SLG: 0.377 (1, 2)	1-1 G4-3 2B 1B	2-1 FC6-4 1B			3-2 G4-6-3 1B HBP		1-1 2B		3-1 FC6-4 1B HBP	3 3 3 0 0 0 0
2 Jack Wilson, R OBP: 0.334, SLG: 0.471 (1, 6)	2-2 G4-3 1B 2B	1-0 FC6-4 1-2f			1-1 G4-6-3 1B		2-1 2B 1B 2-H		0-1 FC6-4 1-2f 2-3	5 1 3 1 0 0 3
Daryle Ward, L OBP: 0.305, SLG: 0.528 Ty Wigginton, R OBP: 0.314, SLG: 0.429 (7, PH) (8, 5)	1-2 G4-3 2-3 3-H		1-2 F9		0-1 G4-6-3 1-2f 3-H		0-1 F8		2-3 K	3 0 0 1 0 0 2 2 0 0 0 0 1 3
Craig Wilson, R OBP: 0.364, SLG: 0.523 (1, 9) (8, 3)	4-0 1B BB		2-2 FC4-6 HBP		0-0 HR		2-2 F9			2 1 1 1 1 0 1
Rob Mackowiak, L OBP: 0.330, SLG: 0.449 (1, 5) (8, 9)	1-0 1B		1-1 FC4-6 1-2f		0-0 G3			1-2 G4-3		4 0 1 1 0 0 1
Jason Bay, R OBP: 0.369, SLG: 0.580 (1, 7)	1-3 K		1-1 SAFE L5		0-0 G6-3			0-0 G5-3		4 0 0 0 0 1 3
Tike Redman, L OBP: 0.300, SLG: 0.362 (1, 8)	0-1 G3			2-2 L4		1-3 K		0-0 B3		4 0 0 0 0 1 2
Bobby Hill, S OBP: 0.346, SLG: 0.337 (1, 4)		1-1 B2-6-3 1B		1-0 F7		0-1 G3			0-0 G3-1	4 0 1 0 0 0 0
Ryan Vogelsong, R OBP: 0.286, SLG: 0.333 19 José Bautista, R OBP: 0.300, SLG: 0.284 Mark Corey, R Abraham Nunez, S OBP: 0.291, SLG: 0.331 34 John Grabow, L Frank Brooks, L Jose Castillo, R OBP: 0.302, SLG: 0.371 (1, 1) (4, PH) (5, 1) (7, PH) (8, 1) (9, 1) (9, PH)		0-0 B2-6-3 1-2f		1-1 F7		3-2 G5-3		3-2 FC6-4 1B 18 HBP		1 0 0 0 0 0 0 1 1 0 0 0 0 0 0 0 0 0 0 0 0 0 0 0 1 0 1 0 1 0 0 0 0 0

BOTTOM

St. Louis Cardinals @ Pittsburgh Pirates
PNC Park, Pittsburgh, PA
Fri Aug 27 2004, 7:05 PM EDT
Att: 27,475 - Cloudy - 81 F

livebaseballscorecards.com

AB	35
R	5
H	10
RBI	4
BB	1
SO	3
LOB	16



Inning Stats		R: 2	H: 3	E: 0	K: 1	S: 14	H: 3	LOB: 2	BB: 1	P: 24	R: 0	H: 2	E: 0	K: 0	S: 6	H: 0	LOB: 1	BB: 0	P: 10	R: 0	H: 0	E: 0	K: 0	S: 10	R: 2	H: 2	E: 0	K: 0	S: 9	H: 0	LOB: 0	BB: 0	P: 13	R: 0	H: 0	E: 0	K: 1	S: 6	H: 0	LOB: 1	BB: 0	P: 7	R: 1	H: 2	E: 0	K: 0	S: 12	H: 2	LOB: 1	BB: 0	P: 20	R: 0	H: 0	E: 0	K: 0	S: 5	H: 0	LOB: 0	BB: 0	P: 6	R: 0	H: 1	E: 0	K: 1	S: 10	H: 1	LOB: 2	BB: 0	P: 18	1B: 7	SF: 0	2B: 2	SAC: 0	3B: 0	DP: 2	HR: 1	HBP: 3	WP: 0	PA: 39	PB: 0	SB: 0	CS: 0	ERA	WHIP
PITCHER	IP	WLS	BF	H	R	ER	SO	BB	IBB	HBP	BLK	WP	HR	S	P	ERA	WHIP																																																																			
Jeff Suppan, R ERA: 4.02 (1, 1)	6.1	W	29	9	5	5	2	1	0	2	0	0	1	58	92	7.11	1.579																																																																			
Ray King, L ERA: 2.59 (7, 1)	0.2	H	2	0	0	0	0	0	0	0	0	0	0	5	7	0.00	0.000																																																																			
Steve Kline, L ERA: 1.06 (8, 1)	1.0	H	3	0	0	0	0	0	0	0	0	0	0	5	6	0.00	0.000																																																																			
44 Jason Istringhausen, R ERA: 2.61 (9, 1)	1.0	S	5	1	0	0	1	0	0	1	0	0	0	10	18	0.00	1.000																																																																			

Batter	1	2	3	4	5	6	7	8	9	AB R H RBI BB SO LOB	TOP											
Tony Womack, L (1, 4) OBP: 0.351, SLG: 0.391	2-1 G5-3	0-1 G3			1-2 F8		2-1 F9		3-0 CS	4 0 0 0 0 0 2												
Edgar Renteria, R (1, 6) OBP: 0.333, SLG: 0.416	2-2 F9		1-2 27 CS 1B		3-2 F9		2-3 K			4 0 1 0 0 1 1												
Larry Walker, L (1, 9) OBP: 0.450, SLG: 0.594	0-0 G6-3		0-0 P6		0-3 K			0-1 L5		4 0 0 0 0 1 1												
27 Scott Rolen, R (1, 5) OBP: 0.411, SLG: 0.607		4-2 15 1B HR	4-1 15 HR BB		4-1 BB		3-3 K			1 2 0 0 3 1 0												
15 Jim Edmonds, L (1, 8) OBP: 0.421, SLG: 0.655		2-0 HR	1-0 HR		0-2 F9		2-2 F8			4 2 2 2 0 0 1												
Julian Tavarez, L (8, 1)		1-3 HR	1-H HR							0 0 0 0 0 0 0												
44 Jason Istringhausen, R (9, 1) OBP: 0.333, SLG: 0.333		1-3 HR	1-3 K		1-3 K					0 0 0 0 0 0 0												
Reggie Sanders, R (1, 7) OBP: 0.305, SLG: 0.490		1-0 HR	1-3 K		1-3 K			2-1 SH1-3 1B 2B		4 2 2 3 0 2 1												
John Mabry, L (1, 3) OBP: 0.387, SLG: 0.509		0-1 F8		2-1 4 G4-3 1B		2-1 F8		0-0 SH1-3		3 0 1 0 0 0 1												
4 Yadier Molina, R (1, 2) OBP: 0.328, SLG: 0.292		2-1 SH3 1B		1-1 G4-3		1-2 F9		1-3 K		3 0 1 0 0 0 1												
Marlon Anderson, L (9, PH) OBP: 0.267, SLG: 0.367				1-2 1B				2-3 K		1 0 0 0 0 1 1												
Mike Matheny, R (9, 2) OBP: 0.287, SLG: 0.334				1-2 1B				0 0 0 0 0 0 0														
Matt Morris, R (1, 1) OBP: 0.172, SLG: 0.164		0-1 SH3		0-3 K		4-2 S BB		3-2 CS 1B		1 0 0 0 0 1 0												
7 Hector Luna, R (7, PH) OBP: 0.280, SLG: 0.355										0 0 0 0 1 0 0												
Cal Eldred, R (7, 1)										0 0 0 0 0 0 0												
Ray King, L (8, 1)										0 0 0 0 0 0 0												
So Taguchi, R (8, 8) OBP: 0.317, SLG: 0.403										1 0 1 1 0 0 0												
Inning Stats	R: 0 E: 0 K: 0 S: 7	H: 0 LOB: 0 BB: 0 P: 11	R: 3 E: 0 K: 0 S: 12	H: 3 LOB: 1 BB: 1 P: 21	R: 2 E: 0 K: 1 S: 9	H: 2 LOB: 0 BB: 1 P: 16	R: 0 E: 0 K: 1 S: 7	H: 1 LOB: 0 BB: 0 P: 10	R: 0 E: 0 K: 1 S: 10	H: 0 LOB: 0 BB: 0 P: 14	R: 0 E: 0 K: 1 S: 9	H: 0 LOB: 1 BB: 1 P: 16	R: 0 E: 0 K: 1 S: 10	H: 0 LOB: 1 BB: 1 P: 19	R: 0 E: 0 K: 1 S: 8	H: 0 LOB: 0 BB: 0 P: 13	R: 1 E: 0 K: 1 S: 11	H: 2 LOB: 0 BB: 0 P: 19	1B: 5 2B: 1 3B: 0 HR: 2	SF: 0 SAC: 2 DP: 1 HBP: 0	WP: 0 PB: 0 SB: 1 CS: 2	PA: 37
PITCHER	IP WLS BF H R ER SO BB IBB HBP BLK WP HR S P ERA WHIP																					
Nelson Figueroa, R (1, 1) ERA: 6.3	4.0 L 18 6 5 5 2 2 0 0 0 0 0 2 35 58 11.25 2.000																					
Frank Brooks, L (5, 1) ERA:	3.0 11 0 0 0 3 2 0 0 0 0 0 0 29 49 0.00 0.667																					
Michael Gonzalez, L (8, 1) ERA: 1.15	1.0 3 0 0 0 1 0 0 0 0 0 0 0 8 13 0.00 0.000																					
16 Salomon Torres, R (9, 1) ERA: 2.91	1.0 4 2 1 1 1 0 0 0 0 0 0 0 11 19 9.00 2.000																					

St. Louis Cardinals @ Pittsburgh Pirates
PNC Park, Pittsburgh, PA
Sat Aug 28 2004, 1:20 PM EDT
Att. 19,167 - Cloudy - 80 F

AB	30
R	6
H	8
RBI	6
BB	4
SO	7
LOB	9



Batter	1	2	3	4	5	6	7	8	9	AB	R	H	RBI	BB	SO	LOB
18 Jason Kendall, R OBP: 0.394, SLG: 0.376 (1, 2)	3-2 L4		1-1 G4-3	2-2 1B			1-2 G6-4-3			4	0	1	0	0	0	1
2 Jack Wilson, R OBP: 0.332, SLG: 0.468 (1, 6)	2-3 K		1-0 P2			1-2 G1-3		1-1 F7		4	0	0	0	0	1	0
Rob Mackowiak, L OBP: 0.329, SLG: 0.445 (1, 9)	4-1 BB		1-3 K			0-1 G6-3		0-1 P6		3	0	0	0	1	1	0
Craig Wilson, R OBP: 0.365, SLG: 0.522 (1, 3)	0-3 K			1-2 HR 1B		1-2 P4		4-2 HBP BB		3	1	1	0	1	1	1
Jason Bay, R OBP: 0.374, SLG: 0.591 (1, 7)		1-1 2B 1B		1-2 HR		2-2 G5-3		2-0 HBP		3	2	2	2	0	0	0
Tike Redman, L OBP: 0.300, SLG: 0.368 (1, 8)	1-0 F8		3-2 HR			0-0 G6-3		1-0 G4-3		4	1	1	1	0	0	3
Ty Wigginton, R OBP: 0.316, SLG: 0.431 (1, 5)	1-1 1B 2B		4-2 FC6-4 BB			1-3 K			1-0 F7	3	0	1	0	1	1	0
Jose Castillo, R OBP: 0.304, SLG: 0.372 (1, 4)	0-1 1B		2-1 FC6-4 18 S			1-1 18 G6-4-3 1B			3-3 K	4	0	2	1	0	1	1
Nelson Figueroa, R (1, 1) Daryle Ward, L (4, PH) Frank Brooks, L (5, 1) Bobby Hill, S (7, PH) Michael Gonzalez, R (8, 1) 16 Salomon Torres, R (9, 1) Abraham Nunez, S (9, PH)	1-1 G4-3		1-3 K			0-1 F9			2-3 K	1	0	0	0	0	0	1


Inning Stats	R: 0	H: 0	E: 0	K: 2	S: 16	R: 1	H: 3	E: 0	K: 0	S: 9	R: 0	H: 0	E: 0	K: 1	S: 6	R: 3	H: 4	E: 0	K: 1	S: 21	R: 0	H: 0	E: 0	K: 0	S: 9	R: 0	H: 0	E: 0	K: 1	S: 10	R: 0	H: 1	E: 0	K: 0	S: 7	R: 0	H: 0	E: 0	K: 0	S: 7	R: 0	H: 0	E: 0	K: 2	S: 8	1B: 5	SF: 0	2B: 1	SAC: 0	3B: 0	DP: 1	HR: 2	HBP: 1	WP: 0	PA: 36
--------------	------	------	------	------	-------	------	------	------	------	------	------	------	------	------	------	------	------	------	------	-------	------	------	------	------	------	------	------	------	------	-------	------	------	------	------	------	------	------	------	------	------	------	------	------	------	------	-------	-------	-------	--------	-------	-------	-------	--------	-------	--------

PITCHER	IP	WLS	BF	H	R	ER	SO	BB	IBB	HBP	BLK	WP	HR	S	P	ERA	WHIP
Matt Morris, R (1, 1)	6.0	W	25	7	4	4	5	2	0	0	0	0	2	71	106	6.00	1.500
Cal Eldred, R (7, 1)	1.1	H	4	1	0	0	0	0	0	0	0	0	0	9	12	0.00	0.750
Ray King, L (8, 1)	0.1	H	1	0	0	0	0	0	0	0	0	0	0	2	2	0.00	0.000
Julian Tavarez, R (8, 1)	0.1	H	3	0	0	0	0	1	0	1	0	0	0	3	10	0.00	3.000
44 Jason Isringhausen, R (9, 1)	1.0	S	3	0	0	0	2	0	0	0	0	0	0	8	14	0.00	0.000

BOTTOM

St. Louis Cardinals @ Pittsburgh Pirates
PNC Park, Pittsburgh, PA
Sat Aug 28 2004, 1:20 PM EDT
Att. 19,167 - Cloudy - 80 F

AB	32
R	4
H	8
RBI	4
BB	3
SO	7
LOB	9



PITCHER	IP	WLS	BF	H	R	ER	SO	BB	IBB	HBP	BLK	WP	HR	S	P	ERA	WHIP
---------	----	-----	----	---	---	----	----	----	-----	-----	-----	----	----	---	---	-----	------

Batter	1	2	3	4	5	6	7	8	9	AB R H RBI BB SO LOB	TOP	
So Taguchi, R (1, 8) OBP: 0.313, SLG: 0.396	3-2 27 E 27 S 1B		2-1 G5-3		0-3 K		2-0 F9		3-2 G6-3	5 0 1 0 0 1 0	St. Louis Cardinals @ Pittsburgh Pirates PNC Park, Pittsburgh, PA Sun Aug 29 2004, 1:35 PM EDT Att. 25,005 - Sunny - 83 F	
Roger Cedeno, S (1, 9) OBP: 0.340, SLG: 0.372	2-2 F9		4-2 5 3B BB		1-2 P4		1-1 P5			3 1 0 0 1 0 1		
5 Albert Pujols, R (1, 3) OBP: 0.406, SLG: 0.652	2-2 F7		0-2 27 1B 1-H 3B		1-0 P3			0-0 HR		4 2 2 2 0 0 1		
27 Scott Rolen, R (1, 5) OBP: 0.413, SLG: 0.608	2-1 F8 1-3		0-2 3-H 1B		4-0 2B BB		1-1 L6-4 BB 1B			3 1 2 1 1 0 1		
Edgar Renteria, R (1, 6) OBP: 0.334, SLG: 0.415		0-1 7 HBP 1B	2-3 K		2-1 F9		4-2 1-2 BB			3 0 1 0 1 1 2		
Reggie Sanders, R (1, 7) Julian Tavarez, L (8, 1)		3-3 K	0-2 F9		2-3 K		0-1 L6-4 2-2			4 0 0 0 0 2 5 0 0 0 0 0 0 0		
Mike Matheny, R (1, 2) OBP: 0.287, SLG: 0.337		1-2 F7		2-1 G5-3		1-0 1-H 2B		0-0 F9		4 0 1 1 0 0 2		
7 Hector Luna, R (1, 4) OBP: 0.279, SLG: 0.345		1-2 HBP		0-3 K		0-0 G6-3		1-1 F8		3 0 0 0 0 1 1		
Jason Marquis, L (1, 1) OBP: 0.270, SLG: 0.371 Ray King, L (8, 1) John Mabry, L (8, 7) OBP: 0.385, SLG: 0.506		2-2 K		1-3 K		0-0 F7		3-2 G3		3 0 0 0 0 2 2 0 0 0 0 0 0 0 1 0 0 0 0 0 0		
Inning Stats	R: 0 H: 1 E: 0 LOB: 1 K: 0 BB: 0 S: 15 P: 24	R: 0 H: 1 E: 0 LOB: 2 K: 2 BB: 0 S: 15 P: 22	R: 2 H: 2 E: 0 LOB: 1 K: 1 BB: 1 S: 19 P: 27	R: 0 H: 0 E: 0 LOB: 0 K: 2 BB: 0 S: 11 P: 14	R: 0 H: 0 E: 0 LOB: 0 K: 1 BB: 0 S: 8 P: 10	R: 1 H: 1 E: 0 LOB: 1 K: 1 BB: 1 S: 7 P: 16	R: 0 H: 0 E: 0 LOB: 0 K: 0 BB: 0 S: 4 P: 7	R: 1 H: 2 E: 0 LOB: 1 K: 0 BB: 1 S: 9 P: 14	R: 0 H: 0 E: 0 LOB: 0 K: 0 BB: 0 S: 10 P: 17	1B: 4 SF: 0 2B: 2 SAC: 0 3B: 1 DP: 1 HR: 1 HBP: 1	WP: 0 PA: 37 PB: 0 SB: 1 CS: 0	
PITCHER	IP WLS BF H R ER SO BB IBB HBP BLK WP HR S P ERA WHIP											
Oliver Pérez, L (1, 1) ERA: 2.87	6.0 L 26 5 3 3 7 2 0 1 0 0 0 0 75 113 4.50 1.167											
Brian Meadows, R (7, 1) ERA: 3.5	2.0 8 2 1 1 0 1 0 0 0 0 1 13 21 4.50 1.500											
Mark Corey, R (9, 1) ERA: 4.84	1.0 3 0 0 0 0 0 0 0 0 0 0 0 10 17 0.00 0.000											

livebaseballscorecards.com

AB	33
R	4
H	7
RBI	4
BB	3
SO	7
LOB	15



Batter	1	2	3	4	5	6	7	8	9	AB	R	H	RBI	BB	SO	LOB
18 Jason Kendall, R OBP: 0.393, SLG: 0.375 (1, 2)	2-2 F8		1-1 G5-3		0-2 G6-3			1-1 FC5-4 1B		4	0	1	0	0	0	1
2 Jack Wilson, R OBP: 0.329, SLG: 0.464 (1, 6)	1-1 F9		0-0 G6-3			0-1 F7		2-2 FC5-4 G1-3 1-2f 2-3		4	0	0	0	0	0	3
Rob Mackowiak, L OBP: 0.330, SLG: 0.446 (1, 8)	3-1 1B			1-0 F7		2-2 G5-3 1B		0-1 G1-3 1-2		4	0	2	0	0	0	2
Craig Wilson, R OBP: 0.366, SLG: 0.520 (1, 9)	1-1 G5-3			2-2 BB HBP		1-1 1-2 1B		0-3 K		3	0	1	0	0	1	3
Daryle Ward, L OBP: 0.298, SLG: 0.515 (1, 3)		1-1 P4		2-1 F8		3-2 G5-3 SAFE 2-3			0-0 G4-3	4	0	0	0	0	0	3
Jason Bay, R OBP: 0.375, SLG: 0.587 (1, 7)		4-1 G5-4-3 BB		4-1 1-2 BB			3-2 F8		1-3 K	2	0	0	0	2	1	0
Ty Wigginton, R OBP: 0.313, SLG: 0.426 (1, 5)		0-0 G5-4-3 1-2f		3-3 K			1-3 K		1-1 F7	4	0	0	0	0	2	3
Abraham Nunez, S OBP: 0.290, SLG: 0.325 (1, 4)			4-2 SH2-3 BB		0-2 G3		1-1 G3-1			2	0	0	0	1	0	0
Oliver Pérez, L OBP: 0.245, SLG: 0.213 Brian Meadows, R (7, 1)			0-1 SH2-3 SAFE		2-2 K			4-1 FC5-4 1B BB		1	0	0	0	0	1	0
19 José Bautista, R OBP: 0.309, SLG: 0.284 Mark Corey, R (8, PH) (9, 1)			1-2							0	0	0	0	0	0	0

Inning Stats	R: 0	H: 1	E: 0	K: 0	S: 9	R: 0	H: 0	E: 0	K: 0	S: 4	R: 0	H: 0	E: 0	K: 0	S: 9	R: 0	H: 0	E: 0	K: 1	S: 10	R: 0	H: 2	E: 0	K: 0	S: 11	R: 0	H: 0	E: 0	K: 1	S: 8	R: 0	H: 1	E: 0	K: 1	S: 12	R: 0	H: 0	E: 0	K: 1	S: 6	1B: 4	2B: 0	3B: 0	HR: 0	SF: 0	SAC: 1	DP: 1	HBP: 1	WP: 0	PB: 0	SB: 0	CS: 0	PA: 34
--------------	------	------	------	------	------	------	------	------	------	------	------	------	------	------	------	------	------	------	------	-------	------	------	------	------	-------	------	------	------	------	------	------	------	------	------	-------	------	------	------	------	------	-------	-------	-------	-------	-------	--------	-------	--------	-------	-------	-------	-------	--------

PITCHER	IP	WLS	BF	H	R	ER	SO	BB	IBB	HBP	BLK	WP	HR	S	P	ERA	WHIP
Jason Marquis, R ERA: 3.59 (1, 1)	7.1	W	29	4	0	0	3	4	0	1	0	0	0	68	117	0.00	1.091
Ray King, L ERA: 2.55 (8, 1)	0.1	H	1	0	0	0	0	0	0	0	0	0	0	2	2	0.00	0.000
Julian Tavarez, R ERA: 2.55 (8, 1)	1.1	S	4	0	0	0	2	0	0	0	0	0	0	9	11	0.00	0.000

BOTTOM

St. Louis Cardinals @ Pittsburgh Pirates
PNC Park, Pittsburgh, PA
Sun Aug 29 2004, 1:35 PM EDT
Att: 25,005 - Sunny - 83 F

livebaseballscorecards.com

AB	28
R	0
H	4
RBI	0
BB	4
SO	5
LOB	15



Batter	1	2	3	4	5	6	7	8	9	AB R H RBI BB SO LOB	TOP											
18 Jason Kendall, R OBP: 0.391, SLG: 0.373 (1, 2)	1-2 G6-3	3-3 K			0-2 G3		0-1 HR 1B		1-0 P3	5 1 1 0 0 1 0												
2 Jack Wilson, R OBP: 0.330, SLG: 0.464 (1, 6)	0-2 HR 1B		1-0 G4-3		3-2 G5-3		0-1 HR 1B		2-2 F9	5 2 2 0 0 0 0												
Daryle Ward, L OBP: 0.314, SLG: 0.549 (1, 3)	1-0 HR		3-2 G5-4-3 HBP		4-1 FC6-4 BB		2-2 HR		4-2 FC4-6 BB	2 2 2 5 2 0 0												
Craig Wilson, R OBP: 0.365, SLG: 0.518 Michael Gonzalez, R OBP: 1.000, SLG: 2.000 Bobby Hill, S OBP: 0.343, SLG: 0.333 Jose Mesa, R (9, 1)	2-2 G5-3		2-2 G5-4-3 1-2f		0-0 FC6-4 1-2f		1-1 1B		0-1 FC4-6 1-2f	4 0 1 0 0 0 2 0 0 0 0 0 0 0 1 0 0 0 0 0 1 0 0 0 0 0 0 0												
Rob Mackowiak, L OBP: 0.330, SLG: 0.443 (1, 5) (7, 9)	4-2 HBP BB			2-1 F8		2-2 G5-3		0-1 G4-3		3 0 0 0 1 0 1												
Jason Bay, R OBP: 0.374, SLG: 0.581 (1, 7)	1-0 HBP			0-0 G5-3		1-2 G5-3		1-3 K		3 0 0 0 0 1 0												
Tike Redman, L OBP: 0.300, SLG: 0.367 (1, 8)	0-1 P6			0-0 BB 1B		2-1 G4-3		1-0 P5		4 0 1 0 0 0 2												
Jose Castillo, R OBP: 0.307, SLG: 0.375 (1, 4)		1-3 K		4-0 BB		1-1 G4-3		1-2 2B		3 0 1 0 1 1 0												
Josh Fogg, R OBP: 0.075, SLG: 0.075 Ty Wigginton, R OBP: 0.312, SLG: 0.425 (7, 5)		3-3 K		0-3 K		0-1 G4-3		3-2 K		3 0 0 0 0 2 2 1 0 0 0 0 1 1												
Inning Stats	R: 2 E: 0 K: 0 S: 16	H: 2 LOB: 2 BB: 1 P: 25	R: 0 E: 0 K: 3 S: 12	H: 0 LOB: 0 BB: 0 P: 19	R: 0 E: 0 K: 0 S: 7	H: 1 LOB: 2 BB: 1 P: 13	R: 0 E: 0 K: 1 S: 7	H: 1 LOB: 2 BB: 1 P: 13	R: 0 E: 0 K: 0 S: 8	H: 0 LOB: 1 BB: 1 P: 15	R: 0 E: 0 K: 0 S: 8	H: 0 LOB: 0 BB: 0 P: 13	R: 3 E: 0 K: 0 S: 15	H: 4 LOB: 1 BB: 0 P: 19	R: 0 E: 0 K: 2 S: 10	H: 1 LOB: 1 BB: 0 P: 16	R: 0 E: 0 K: 0 S: 9	H: 0 LOB: 1 BB: 1 P: 16	1B: 5 2B: 1 3B: 0 HR: 2	SF: 0 SAC: 0 DP: 1 HBP: 2	WP: 0 PB: 0 SB: 0 CS: 0	PA: 40
PITCHER	IP WLS BF H R ER SO BB IBB HBP BLK WP HR S P ERA WHIP											PITCHER	IP WLS BF H R ER SO BB IBB HBP BLK WP HR S P ERA WHIP									
Ben Hendrickson, R ERA: 7.66 (1, 1)	6.2 L 28 4 3 3 4 3 0 2 0 0 1 64 105 4.05 1.050																					
Mike Adams, R ERA: 3.7 (7, 1)	0.1 4 3 2 2 0 0 0 0 0 0 0 1 9 12 54.00 9.000																					
Jeff Bennett, R ERA: 4.35 (8, 1)	1.0 4 1 0 0 2 0 0 0 0 0 0 0 10 16 0.00 1.000																					
Dan Kolb, R ERA: 2.42 (9, 1)	1.0 4 0 0 0 0 0 1 0 0 0 0 0 9 16 0.00 1.000																					

Pittsburgh Pirates @ Milwaukee Brewers
Miller Park, Milwaukee, WI
 Mon Aug 30 2004, 7:05 PM CDT
 Att. 23,512 - Sunny - 75 F

AB	34
R	5
H	8
RBI	5
BB	4
SO	6
LOB	9



Batter	1	2	3	4	5	6	7	8	9
Scott Podsednik, L (1, 8) OBP: 0.319, SLG: 0.381	1-1 CS 1B		2-2 G4-3		1 SAFE 1-0 F9			3-2 L8	
Brady Clark, R (1, 9) OBP: 0.369, SLG: 0.358	3-2 G5-3			1-1 P5		2-2 G6-3		3-1 F8	
Lyle Overbay, L (1, 3) OBP: 0.391, SLG: 0.496	1-2 L3			2-3 K		0-2 1B		1-2 1B	
Russell Branyan, L (1, 5) OBP: 0.318, SLG: 0.587		0-0 G3 2B		4-2 1B BB		0-0 F8		2-3 K	
Geoff Jenkins, L (1, 7) OBP: 0.315, SLG: 0.447		1-1 G3		1-1 1B		1-2 L8		2-1 2 SF9 3B	
2 Bill Hall, R (1, 4) OBP: 0.283, SLG: 0.400		1-1 G6-3		2-2 F9			1-3 K	1-1 SF9	
Chad Moeller, R (1, 2) OBP: 0.267, SLG: 0.321		1-0 G6-3			2-3 K		0-2 2B	3-H 3-3 K	
Craig Counsell, L (1, 6) OBP: 0.335, SLG: 0.317			1-0 G4-3		4-2 BB		3-2 F7	1-2 G5-3	
Ben Hendrickson, R (1, 1) Mike Adams, R (7, 1) Ben Grieve, L (7, PH) Wes Helms, R (7, PH) Jeff Bennett, R (8, 1) Dan Kolb, R (9, 1)			3-2 L9		1-3 K		3-2 F8		

AB	R	H	RBI	BB	SO	LOB
4	0	1	0	0	0	1
4	0	0	0	0	0	1
4	0	2	0	0	1	0
3	0	1	0	1	1	2
4	1	2	0	0	0	2
3	0	0	1	0	1	3
4	0	1	0	0	2	1
3	0	0	0	1	0	1
2	0	0	0	0	1	1
0	0	0	0	0	0	0
1	0	0	0	0	0	1
0	0	0	0	0	0	0
0	0	0	0	0	0	0
0	0	0	0	0	0	0

WP	HR	S	P	ERA	WHIP
0	0	0	35		
0	0	0			
0	0	0			
0	0	0			
0	0	0			
0	0	0			
0	0	0			

Inning Stats		R: 0	H: 1	R: 0	H: 1	R: 0	H: 0	R: 0	H: 1	R: 0	H: 1	R: 0	H: 1	R: 0	H: 1	R: 1	H: 1		
E: 0		LOB: 0		E: 0		LOB: 1		E: 0		LOB: 2		E: 0		LOB: 1		E: 0		LOB: 0	
K: 0		BB: 0		K: 0		BB: 0		K: 1		BB: 1		K: 2		BB: 1		K: 1		BB: 0	
S: 10		P: 14		S: 6		P: 9		S: 10		P: 24		S: 10		P: 18		S: 11		P: 20	

PITCHER	IP	WLS	BF	H	R	ER	SO	BB	IBB	HBP	BLK	WP	HR	S	P	ERA	WHIP
Josh Fogg, R (1, 1) ERA: 4.71	6.2	W	26	5	0	0	4	2	0	0	0	0	0	72	110	0.00	1.050
Michael Gonzalez, L (7, 1) ERA: 1.1	1.1		5	1	0	0	1	0	0	0	0	0	0	15	27	0.00	0.750
Jose Mesa, R (9, 1) ERA: 3.22	1.0		4	1	1	1	1	0	0	0	0	0	0	13	20	9.00	1.000

PITCHER	IP	WLS	BF	H	R	ER	SO	BB	IBB	HBP	BLK	WP	HR	S	P	ERA	WHIP

Pittsburgh Pirates @ Milwaukee Brewers
 Miller Park, Milwaukee, WI
 Mon Aug 30 2004, 7:05 PM CDT
 Att. 23,512 - Sunny - 75 F

livebaseballscorecards.com

AB	32
R	1
H	7
RBI	1
BB	2
SO	6
LOB	13



Batter	1	2	3	4	5	6	7	8	9	AB R H RBI BB SO LOB	TOP																																																																																																																						
18 Jason Kendall, R OBP: 0.391, SLG: 0.374 (1, 2)	4-1 BB 		3-2 G6-3 	2-3 K 			3-2 		0-1 G4-3 	4 0 1 0 1 1 2																																																																																																																							
2 Jack Wilson, R OBP: 0.330, SLG: 0.462 (1, 6)	0-3 K 		4-1 PB 2B BB 	0-2 F7 			0-0 G6-3 		2-1 G1-3 1B 	4 1 1 0 1 1 4																																																																																																																							
Daryle Ward, L OBP: 0.311, SLG: 0.545 (1, 3)	2-3 K 		2-2 1B 1-H 2B 			1-2 G4-3 		2-2 F7 	0-0 G1-3 1-2 	5 0 1 1 0 1 3																																																																																																																							
Craig Wilson, R OBP: 0.364, SLG: 0.516 16 Salomon Torres, R OBP: 0.500, SLG: 1.000 Bobby Hill, S OBP: 0.342, SLG: 0.332 (1, 9) (7, 1) (9, PH)	1-3 K 		2-2 	2-3 1B 		0-3 K 		3-3 K 	0-0 P5 	4 0 1 0 0 3 2 0 0 0 0 0 0 0 1 0 0 0 0 0 1																																																																																																																							
Jason Bay, R OBP: 0.375, SLG: 0.579 (1, 7)		4-2 G6-3 1B BB 	1-3 K 			2-0 G6-3 		0-0 	0-0 G3-6-3 1B 	3 1 1 0 1 1 2																																																																																																																							
Tike Redman, L OBP: 0.299, SLG: 0.366 (1, 8)		1-2 SAFE 1 G6-3 1B 	0-0 F8 			0-0 B5-3 		0-0 	0-0 G3-6-3 1-2f 	4 0 1 0 0 0 3																																																																																																																							
Ty Wigginton, R OBP: 0.314, SLG: 0.426 (1, 5)		1-1 G6-3 1-2f 2-3 		0-0 SH 1B 		2-3 K 		0-1 	2B 1B 	4 0 2 0 0 1 2																																																																																																																							
Jose Castillo, R OBP: 0.313, SLG: 0.384 (1, 4)		2-1 	0-2 F9 			0-1 		1-1 	1-3 2B 	4 0 3 1 0 0 1																																																																																																																							
John Van Benschoten, R OBP: 0.400, SLG: 1.000 Abraham Nunez, S OBP: 0.288, SLG: 0.322 Brian Meadows, R OBP: 0.329, SLG: 0.442 (1, 1) (6, PH) (6, 1) (7, 1) (7, 9)		2-2 F8 3-H 		0-0 SH 1-2 		2-2 P2 		1-1 G4-3 		1 0 0 0 0 0 1 1 0 0 0 0 0 1 0 0 0 0 0 0 0 0 0 0 0 0 0 0 1 0 0 0 0 0 2																																																																																																																							
Inning Stats	R: 0 E: 0 K: 3 S: 10 H: 0 LOB: 1 BB: 1 P: 17	R: 1 E: 0 K: 0 S: 16 H: 2 LOB: 1 BB: 1 P: 26	R: 1 E: 0 K: 1 S: 17 H: 2 LOB: 2 BB: 1 P: 29	R: 0 E: 0 K: 1 S: 12 H: 1 LOB: 2 BB: 0 P: 14	R: 0 E: 0 K: 1 S: 8 H: 0 LOB: 0 BB: 0 P: 11	R: 0 E: 0 K: 1 S: 10 H: 1 LOB: 1 BB: 0 P: 14	R: 0 E: 0 K: 1 S: 10 H: 1 LOB: 1 BB: 0 P: 18	R: 0 E: 0 K: 0 S: 8 H: 3 LOB: 2 BB: 0 P: 10	R: 0 E: 0 K: 0 S: 6 H: 1 LOB: 1 BB: 0 P: 8	1B: 8 2B: 3 3B: 0 HR: 0 SF: 0 SAC: 1 DP: 2 HBP: 0	WP: 0 PB: 1 SB: 0 CS: 0 PA: 40																																																																																																																						
PITCHER	IP WLS BF H R ER SO BB IBB HBP BLK WP HR S P ERA WHIP	<table border="1"> <tr> <td>Doug Davis, L ERA: 3.61 (1, 1)</td> <td>1.0</td> <td></td> <td>6</td> <td>1</td> <td>1</td> <td>1</td> <td>3</td> <td>2</td> <td>0</td> <td>0</td> <td>0</td> <td>0</td> <td>0</td> <td>19</td> <td>31</td> <td>9.00</td> <td>3.000</td> </tr> <tr> <td>Dave Burba, R ERA: 4.08 (2, 1)</td> <td>1.1</td> <td></td> <td>7</td> <td>3</td> <td>1</td> <td>1</td> <td>0</td> <td>1</td> <td>0</td> <td>0</td> <td>0</td> <td>0</td> <td>0</td> <td>20</td> <td>36</td> <td>6.75</td> <td>3.000</td> </tr> <tr> <td>Matt Wise, R ERA: 4.36 (3, 1)</td> <td>3.2</td> <td>W</td> <td>14</td> <td>2</td> <td>0</td> <td>0</td> <td>4</td> <td>0</td> <td>0</td> <td>0</td> <td>0</td> <td>0</td> <td>0</td> <td>34</td> <td>44</td> <td>0.00</td> <td>0.545</td> </tr> <tr> <td>Pedro Liriano, R ERA: 3.38 (7, 1)</td> <td>1.0</td> <td>H</td> <td>4</td> <td>1</td> <td>0</td> <td>0</td> <td>1</td> <td>0</td> <td>0</td> <td>0</td> <td>0</td> <td>0</td> <td>0</td> <td>10</td> <td>18</td> <td>0.00</td> <td>1.000</td> </tr> <tr> <td>Luis Vizcaino, R ERA: 4.17 (8, 1)</td> <td>1.0</td> <td>H</td> <td>5</td> <td>3</td> <td>0</td> <td>0</td> <td>0</td> <td>0</td> <td>0</td> <td>0</td> <td>0</td> <td>0</td> <td>0</td> <td>8</td> <td>10</td> <td>0.00</td> <td>3.000</td> </tr> </table>										Doug Davis, L ERA: 3.61 (1, 1)	1.0		6	1	1	1	3	2	0	0	0	0	0	19	31	9.00	3.000	Dave Burba, R ERA: 4.08 (2, 1)	1.1		7	3	1	1	0	1	0	0	0	0	0	20	36	6.75	3.000	Matt Wise, R ERA: 4.36 (3, 1)	3.2	W	14	2	0	0	4	0	0	0	0	0	0	34	44	0.00	0.545	Pedro Liriano, R ERA: 3.38 (7, 1)	1.0	H	4	1	0	0	1	0	0	0	0	0	0	10	18	0.00	1.000	Luis Vizcaino, R ERA: 4.17 (8, 1)	1.0	H	5	3	0	0	0	0	0	0	0	0	0	8	10	0.00	3.000	<table border="1"> <tr> <td>Dan Kolb, R ERA: 2.37 (9, 1)</td> <td>1.0</td> <td>S</td> <td>4</td> <td>1</td> <td>0</td> <td>0</td> <td>0</td> <td>0</td> <td>0</td> <td>0</td> <td>0</td> <td>0</td> <td>0</td> <td>6</td> <td>8</td> <td>0.00</td> <td>1.000</td> </tr> </table>										Dan Kolb, R ERA: 2.37 (9, 1)	1.0	S	4	1	0	0	0	0	0	0	0	0	0	6	8	0.00	1.000
Doug Davis, L ERA: 3.61 (1, 1)	1.0		6	1	1	1	3	2	0	0	0	0	0	19	31	9.00	3.000																																																																																																																
Dave Burba, R ERA: 4.08 (2, 1)	1.1		7	3	1	1	0	1	0	0	0	0	0	20	36	6.75	3.000																																																																																																																
Matt Wise, R ERA: 4.36 (3, 1)	3.2	W	14	2	0	0	4	0	0	0	0	0	0	34	44	0.00	0.545																																																																																																																
Pedro Liriano, R ERA: 3.38 (7, 1)	1.0	H	4	1	0	0	1	0	0	0	0	0	0	10	18	0.00	1.000																																																																																																																
Luis Vizcaino, R ERA: 4.17 (8, 1)	1.0	H	5	3	0	0	0	0	0	0	0	0	0	8	10	0.00	3.000																																																																																																																
Dan Kolb, R ERA: 2.37 (9, 1)	1.0	S	4	1	0	0	0	0	0	0	0	0	0	6	8	0.00	1.000																																																																																																																

Pittsburgh Pirates @ Milwaukee Brewers
Miller Park, Milwaukee, WI

AB	36
R	2
H	11
RBI	2
BB	3
SO	8
LOB	24



Tue Aug 31 2004, 7:05 PM CDT
Att. 13,704 - Cloudy - 69 F

livebaseballscorecards.com

Batter	1	2	3	4	5	6	7	8	9	AB	R	H	RBI	BB	SO	LOB
Scott Podsednik, L OBP: 0.322, SLG: 0.380 (1, 8)	4-0 BB S 1B BB	4-2 S BB		4-2 BB		2-3 K				1	1	0	0	3	1	0
Brady Clark, R OBP: 0.368, SLG: 0.354 (1, 9)	4-1 1B BB 1-2 2B BB	0-3 K		0-1 G6-3			2-2 E1 1B FC3-2			3	1	0	0	1	1	2
Lyle Overbay, L OBP: 0.396, SLG: 0.498 (1, 3)	4-1 1B 1-2 2B 2-3 BB	1 SAFE 4-1		1-1 E 1B 1B			1-0 FC3-2 1-3 1B			2	1	2	0	2	0	0
Russell Branyan, L OBP: 0.315, SLG: 0.570 (1, 5)	3-0 2B 1-2 1B 2-3 3-H	1-3 K		1-2 F9			1-3 K			4	1	1	1	0	2	5
Geoff Jenkins, L OBP: 0.316, SLG: 0.449 (1, 7)	2-2 1B 1-3 2B 2-H 3-H		3-3 K		0-1 E8 1-3 1B		3-1 FC3-2 2-3 3-H			4	0	2	2	0	1	2
2 Bill Hall, R OBP: 0.279, SLG: 0.395 (1, 6)	0-2 G6-3		2-3 K		0-1 L6		2-3 K			4	0	0	0	0	2	6
Keith Ginter, R OBP: 0.316, SLG: 0.418 (1, 4)	1-2 G6-4-3 2-3 1B 3-H		0-0 P6		1-1 F7			1-0 G5-3		4	0	1	1	0	0	2
Chad Moeller, R OBP: 0.264, SLG: 0.316 (1, 2)	1-0 G6-4-3 1-2f			0-1 G6-3		1-2 F8		3-2 P4		4	0	0	0	0	0	2
Doug Davis, R OBP: 0.036, SLG: 0.019 (1, 1)		1-3 K		0-1 F9		1-0 L4		0-1 G6-3		0	0	0	0	0	0	0
Dave Burda, K (2, 1)										1	0	0	0	0	1	0
Matt Wise, R (3, 1)										1	0	0	0	0	0	0
Chris Magruder, S OBP: 0.380, SLG: 0.452 (6, PH)										1	0	0	0	0	0	0
Pedro Liriano, R (7, 1)										0	0	0	0	0	0	0
Luis Vizcaino, R (8, 1)										0	0	0	0	0	0	0
Wes Helms, R OBP: 0.328, SLG: 0.332 (8, PH)										1	0	0	0	0	0	0
Dan Kolb, R (9, 1)										0	0	0	0	0	0	0

Inning Stats	R: 4	H: 3	LOB: 1	K: 0	S: 13	R: 0	H: 0	LOB: 2	K: 3	S: 13	R: 0	H: 0	LOB: 0	K: 2	S: 9	R: 0	H: 0	LOB: 1	K: 0	S: 8	R: 0	H: 2	LOB: 2	K: 0	S: 11	R: 0	H: 0	LOB: 0	K: 1	S: 8	R: 0	H: 1	LOB: 2	K: 2	S: 13	R: 0	H: 0	LOB: 0	K: 0	S: 8
--------------	------	------	--------	------	-------	------	------	--------	------	-------	------	------	--------	------	------	------	------	--------	------	------	------	------	--------	------	-------	------	------	--------	------	------	------	------	--------	------	-------	------	------	--------	------	------

PITCHER	IP	WLS	BF	H	R	ER	SO	BB	IBB	HBP	BLK	WP	HR	S	P	ERA	WHIP
John Van Benschoten, R ERA: 5.5 (1, 1)	5.0	L	25	5	4	4	5	6	0	0	0	0	0	54	94	7.20	2.200
Brian Meadows, R ERA: 3.44 (6, 1)	1.0		4	0	0	0	1	0	0	0	0	0	0	12	18	0.00	0.000
34 John Grabow, L ERA: 5.26 (7, 1)	0.2		3	1	0	0	1	0	0	0	0	0	0	6	11	0.00	1.500
16 Salomon Torres, R ERA: 2.86 (7, 1)	1.1		4	0	0	0	1	0	0	0	0	0	0	11	17	0.00	0.000

BOTTOM

Pittsburgh Pirates @ Milwaukee Brewers
 Miller Park, Milwaukee, WI
 Tue Aug 31 2004, 7:05 PM CDT
 Att: 13,704 - Cloudy - 69 F

AB	30
R	4
H	6
RBI	4
BB	6
SO	8
LOB	19



WP	HR	S	P	ERA	WHIP
0	0	0	0	0	0
1	0	0	0	0	1
1	0	0	0	0	0
1	0	0	0	0	0
0	0	0	0	0	0
0	0	0	0	0	0
1	0	0	0	0	0
0	0	0	0	0	0

Batter	1	2	3	4	5	6	7	8	9	10	AB R H RBI BB SO LOB	TOP												
18 Jason Kendall, R OBP: 0.389, SLG: 0.372 (1, 2) C B B X	2-1 G3-6-3 1B		0-1 F9		1-3 K		2-2 L9		2-1 G6-3		5 0 1 0 0 1 3													
2 Jack Wilson, R OBP: 0.333, SLG: 0.462 (1, 6) S B X	1-1 F9			1-1 2B 1B	4-2 BB		2-0 F8			0-1 BB 1B	4 2 2 0 1 0 2													
Daryle Ward, L OBP: 0.318, SLG: 0.547 (1, 3) B C S X	1-2 G3-6-3 1-2f			0-1 G3-1 1-H 2B	0-2 P3			4-2 FC4-6 BB		4-2 1B 1-2 2B BB	3 1 1 1 2 0 4													
Jason Bay, R OBP: 0.370, SLG: 0.569 (1, 7) B X		1-0 L7		1-3 K		3-3 K		0-3 K		0-0 B1	5 0 0 0 0 3 4													
Rob Mackowiak, L OBP: 0.328, SLG: 0.437 (1, 9) X		0-0 G3-1		1-1 G3-1 2-3		2-2 G4-3		1-1 FC4-6 1-2f		4-2 1B 1-2 2-3 BB	4 1 0 0 1 0 2													
Tike Redman, L OBP: 0.300, SLG: 0.366 (1, 8) B X		1-0 1B		1-1 G3		2-2 1B		2-1 F9		1-3 K	5 0 2 0 0 1 5													
Ty Wigginton, R OBP: 0.315, SLG: 0.426 (1, 5) C SAFE S 1 SAFE		2-3 K			0-0 1B E 1B	1-0 L6			1-2 K	1-1 2B 1-2 2-3 3-H 1B	5 0 2 1 0 2 2													
Jose Castillo, R OBP: 0.314, SLG: 0.387 (1, 4) C X			0-1 L9		1-0 L1 1-2		1-2 SH3-4 1B		0-0 G4-3	3-1 1-3 2-H 3-H 2B	5 0 2 2 0 0 1													
Ryan Vogelsong, R OBP: 0.310, SLG: 0.346 Frank Brooks, L (7, 1) Michael Gonzalez, R OBP: 1.000, SLG: 2.000 Craig Wilson, R OBP: 0.368, SLG: 0.523 16 Salomon Torres, R OBP: 0.600, SLG: 1.000 Abraham Nunez, S OBP: 0.287, SLG: 0.320 Jose Mesa, R (10, 1)			1-0 G5-3		3-2 2BB 1B		0-2 SH3-4		1-0 HR	3-3 K	2 0 1 0 0 0 0 0 0 0 0 0 0 0 0 0 0 0 0 0 0 1 1 1 1 0 0 0 0 0 0 0 0 0 0 1 0 0 0 0 1 2 0 0 0 0 0 0 0													
Inning Stats	R: 0 E: 0 K: 0 S: 7	H: 1 LOB: 0 BB: 0 P: 11	R: 0 E: 0 K: 1 S: 9	H: 1 LOB: 1 BB: 0 P: 12	R: 0 E: 0 K: 0 S: 5	H: 0 LOB: 0 BB: 0 P: 6	R: 1 E: 0 K: 1 S: 11	H: 2 LOB: 1 BB: 0 P: 15	R: 0 E: 1 K: 1 S: 15	H: 2 LOB: 3 BB: 1 P: 24	R: 0 E: 0 K: 1 S: 13	H: 1 LOB: 1 BB: 0 P: 18	R: 0 E: 0 K: 1 S: 10	H: 0 LOB: 1 BB: 1 P: 17	R: 1 E: 0 K: 1 S: 7	H: 1 LOB: 0 BB: 0 P: 11	R: 3 E: 0 K: 2 S: 17	H: 3 LOB: 2 BB: 2 P: 33	1B: 9 2B: 2 3B: 0 HR: 1	SF: 0 SAC: 1 DP: 1 HBP: 0	WP: 0 PB: 0 SB: 0 CS: 0	PA: 45		
PITCHER	IP WLS BF H R ER SO BB IBB HBP BLK WP HR S P ERA WHIP																				IP WLS BF H R ER SO BB IBB HBP BLK WP HR S P ERA WHIP			
Victor Santos, R ERA: 4.25 (1, 1)	6.0																							
Mike Adams, R ERA: 3.61 (7, 1)	1.0	H	3	0	0	0	0	0	0	0	0	0	0	0	10	14	0.00	0.000						
Luis Vizcaino, R ERA: 4.1 (8, 1)	1.0	H	4	0	0	0	1	1	0	0	0	0	0	0	10	17	0.00	1.000						
Dan Kolb, R ERA: 2.5 (9, 1)	1.0	B	4	1	1	1	1	0	0	0	0	0	1	7	11	9.00	1.000							
Jeff Bennett, R ERA: 4.71 (10, 1)	1.0	L	8	3	3	3	2	2	0	0	0	0	0	17	33	27.00	5.000							

Pittsburgh Pirates @ Milwaukee Brewers
 Miller Park, Milwaukee, WI
 Wed Sep 01 2004, 7:05 PM CDT
 Att: 15,625 - Sunny - 72 F

AB	40
R	5
H	12
RBI	5
BB	4
SO	8
LOB	25



Batter	1	2	3	4	5	6	7	8	9	10	AB R H RBI BB SO LOB	BOTTOM																								
Scott Podsednik, L (1, 8) OBP: 0.321, SLG: 0.378	2-3 K		3-1 P5		3-2 2-H 1B		1-1 L6		1-2 G5-3		5 0 1 1 0 1 1	Pittsburgh Pirates @ Milwaukee Brewers Miller Park, Milwaukee, WI Wed Sep 01 2004, 7:05 PM CDT Att: 15,625 - Sunny - 72 F AB 39 R 2 H 11 RBI 2 BB 1 SO 11 LOB 20																								
Brady Clark, R (1, 9) OBP: 0.368, SLG: 0.359	0-3 K			0-0 G4-3 2B	2-1 F7		2-2 P4		0-1 G3-1 1B	5 1 2 0 0 1 2																										
Lyle Overbay, L (1, 3) OBP: 0.394, SLG: 0.495	0-3 K			0-0 G4-3	1-0 F8		1-0 1B		2-3 K	5 0 1 0 0 2 3																										
Geoff Jenkins, L (1, 7) OBP: 0.315, SLG: 0.449		3-3 K		1-0 2B		2-0 P5		1-3 K	1-1 G3-1	5 0 1 1 0 2 2																										
Keith Ginter, R (1, 4) OBP: 0.318, SLG: 0.425		2-2 G5-3 2B		1-3 K		2-0 F9 2B		2-3 K	2-2 G1-3	5 0 2 0 0 2 3																										
Russell Branyan, L (1, 5) OBP: 0.323, SLG: 0.561		1-1 G5-3		4-0 BB		2-2 F9		1-0 1B		3 0 1 0 1 0 2																										
Craig Counsell, L (1, 6) OBP: 0.332, SLG: 0.314		1-0 L8		2-1 F9		3-0 F8		1-3 K		4 0 0 0 0 1 6																										
Gary Bennett, R (1, 2) OBP: 0.276, SLG: 0.304			0-0 1B		0-1 SH3-4 1B		1-2 1B		0-3 K	3 1 3 0 0 0 0																										
Dave Krynzal, L (9, PH)										1 0 0 0 0 1 0																										
Chad Moeller, R (10, 2) OBP: 0.264, SLG: 0.316										0 0 0 0 0 0 0																										
Victor Santos, R (1, 1) OBP: 0.114, SLG: 0.091			1-2 G3-1		0-1 SH3-4		3-3 K		0-0 G5-3	1 0 0 0 0 0 0																										
Mike Adams, R (7, 1)										0 0 0 0 0 0 0																										
Chris Magruder, S (7, PH) OBP: 0.370, SLG: 0.442										1 0 0 0 0 1 1																										
Luis Vizcaino, R (8, 1)										0 0 0 0 0 0 0																										
Dan Kolb, R (9, 1)										0 0 0 0 0 0 0																										
2 Bill Hall, R (9, PH) OBP: 0.275, SLG: 0.394										1 0 0 0 0 0 0																										
Jeff Bennett, R (10, 1)										0 0 0 0 0 0 0																										
Inning Stats	R: 0 E: 0 K: 3 S: 9	H: 0 LOB: 0 BB: 0 P: 11	R: 0 E: 0 K: 1 S: 13	H: 1 LOB: 1 BB: 0 P: 20	R: 0 E: 0 K: 0 S: 8	H: 1 LOB: 0 BB: 0 P: 12	R: 1 E: 0 K: 1 S: 8	H: 2 LOB: 2 BB: 1 P: 16	R: 1 E: 0 K: 0 S: 13	H: 2 LOB: 1 BB: 0 P: 17	R: 0 E: 0 K: 0 S: 6	H: 1 LOB: 1 BB: 0 P: 15	R: 0 E: 0 K: 3 S: 11	H: 2 LOB: 2 BB: 0 P: 17	R: 0 E: 0 K: 1 S: 10	H: 0 LOB: 0 BB: 0 P: 11	R: 0 E: 0 K: 1 S: 10	H: 1 LOB: 1 BB: 0 P: 15	1B: 7 2B: 4 3B: 0 HR: 0	SF: 0 SAC: 1 DP: 0 HBP: 0	WP: 0 PB: 0 SB: 1 CS: 0	PA: 41														
PITCHER	IP WLS BF H R ER SO BB IBB HBP BLK WP HR S P ERA WHIP																				IP WLS BF H R ER SO BB IBB HBP BLK WP HR S P ERA WHIP															
Ryan Vogelsong, R (1, 1) ERA: 6.41	6.0	25	7	2	2	5	1	0	0	0	0	0	0	57	91	3.00	1.333																			
Frank Brooks, L (7, 1) ERA:	1.0	4	1	0	0	1	0	0	0	0	0	0	0	11	18	0.00	1.000																			
Michael Gonzalez, L (8, 1) ERA: 1.07	1.0	5	2	0	0	3	0	0	0	0	0	0	0	11	17	0.00	2.000																			
16 Salomon Torres, R (9, 1) ERA: 2.82	1.0	W 3	0	0	0	1	0	0	0	0	0	0	0	10	11	0.00	0.000																			
Jose Mesa, R (10, 1) ERA: 3.17	1.0	S 4	1	0	0	1	0	0	0	0	0	0	0	10	15	0.00	1.000																			



Batter	1	2	3	4	5	6	7	8	9	AB R H RBI BB SO LOB	TOP	
Tike Redman, L (1, 8) OBP: 0.300, SLG: 0.365	2-2 F7		2-2 P6			2-2 1B		0-1 G3		4 0 1 0 0 0 1		
2 Jack Wilson, R (1, 6) OBP: 0.333, SLG: 0.463 Frank Brooks, L (6, 1) 19 José Bautista, R (9, PH) OBP: 0.305, SLG: 0.280	1-2 2B			2-3 K		2-3 K		1-3 K2-3	3 0 1 0 0 2 1 0 0 0 0 0 0 0 1 0 0 0 0 0 1 0			
Daryle Ward, L (1, 3) OBP: 0.316, SLG: 0.541	1-3 K			0-1 F7			1-3 K	2-1 F8-6-3 1B	4 0 1 0 0 2 1			
Rob Mackowiak, L (1, 9) OBP: 0.325, SLG: 0.433	0-0 P5			0-3 K2-3			1-1 G4-3	0-1 F8-6-3 1-1	4 0 0 0 0 1 2			
Ty Wigginton, R (1, 5) OBP: 0.317, SLG: 0.433		0-0 G5-3			4-0 G6-4-3 BB		0-1 HR		2 1 1 1 1 0 0			
Jason Bay, R (1, 7) OBP: 0.367, SLG: 0.564		2-2 F8			1-0 P4		0-0 F9		3 0 0 0 0 0 1			
Abraham Nunez, S (1, 4) OBP: 0.281, SLG: 0.314 (6, 6)		2-3 K			0-0 G6-4-3 1-2f			2-3 K	3 0 0 0 0 2 1			
11 Humberto Cota, R (1, 2) OBP: 0.280, SLG: 0.478			2-3 K			1-2 F9		0-3 K	3 0 0 0 0 2 0			
Dave Williams, L (1, 1) Nelson Figueroa, R (4, 1) Bobby Hill, S (6, 4) OBP: 0.345, SLG: 0.332			0-0 G2-3			0-0 F9		1-0 HBP	1 0 0 0 0 0 0 1 0 0 0 0 0 0 0 0 0 0 0 0 0			
Inning Stats	R: 0 H: 1 E: 0 LOB: 1 K: 1 BB: 0 S: 13 P: 17	R: 0 H: 0 E: 0 LOB: 0 K: 1 BB: 0 S: 7 P: 11	R: 0 H: 0 E: 0 LOB: 0 K: 1 BB: 0 S: 7 P: 11	R: 0 H: 0 E: 0 LOB: 0 K: 2 BB: 0 S: 10 P: 12	R: 0 H: 0 E: 0 LOB: 0 K: 0 BB: 1 S: 2 P: 7	R: 0 H: 1 E: 0 LOB: 1 K: 1 BB: 0 S: 11 P: 16	R: 1 H: 1 E: 0 LOB: 0 K: 1 BB: 0 S: 8 P: 10	R: 0 H: 0 E: 0 LOB: 1 K: 2 BB: 0 S: 8 P: 11	R: 0 H: 1 E: 0 LOB: 0 K: 1 BB: 0 S: 7 P: 10	1B: 2 SF: 0 2B: 2 SAC: 0 3B: 0 DP: 2 HR: 1 HBP: 1	WP: 0 PA: 31 PB: 0 SB: 1 CS: 0	
PITCHER 15 Ben Sheets, R (1, 1) ERA: 2.94	IP WLS BF H R ER SO BB IBB HBP BLK WP HR S P ERA WHIP	9.0 W 31 4 1 1 10 1 0 1 0 0 1 73 105 1.00 0.556										

Pittsburgh Pirates @ Milwaukee Brewers
 Miller Park, Milwaukee, WI
 Thu Sep 02 2004, 1:05 PM CDT
 Att. 11,763 - Sunny - 82 F

AB	29
R	1
H	4
RBI	1
BB	1
SO	10
LOB	7



Batter	1	2	3	4	5	6	7	8	9	AB R H RBI BB SO LOB	TOP											
18 Jason Kendall, R (1, 2) OBP: 0.388, SLG: 0.370	2-3 K		3-2 F8			2-3 K	2-2 2 3B 1B		0-2 G6-4-3 1-2f	5 1 1 1 0 2 3												
2 Jack Wilson, R (1, 6) OBP: 0.332, SLG: 0.465	0-1 G4-3		1-0 F9			0-1 G6-3	1-2 1-H 2-H 3B			4 0 1 2 0 0 2												
Rob Mackowiak, L (1, 9) OBP: 0.324, SLG: 0.430	0-1 P6			1-0 G3			G5-3 BB			3 0 0 0 1 0 0												
Craig Wilson, R (1, 7) OBP: 0.364, SLG: 0.520		2-1 P6		0-0 F7			BB 1B BB P4			3 1 0 0 1 0 2												
Daryle Ward, L (1, 3) OBP: 0.311, SLG: 0.532		3-2 L9		3-2 F7				2-3 K		4 0 0 0 0 2 1												
Ty Wigginton, R (1, 5) OBP: 0.316, SLG: 0.432		2-2 F9			0-3 K		0-0 BB 1B	1-1 F8		4 1 1 0 0 1 0												
Tike Redman, L (1, 8) OBP: 0.301, SLG: 0.365			1-1 FC2-5 1B		2-2 F9		4-0 1B BB	0-0 P5		3 1 1 0 1 0 0												
Jose Castillo, R (1, 4) OBP: 0.316, SLG: 0.389			0-0 FC2-5 1B		3-3 K		1-2 1B 18 1B		2-3 K	4 1 2 2 0 2 0												
Oliver Pérez, L (1, 1) OBP: 0.235, SLG: 0.204 Brian Meadows, R (6, 1) Bobby Hill, S (7, PH) 34 John Grabow, L (7, 1) 16 Salomon Torres, R (7, 1) Abraham Núñez, S (9, PH) OBP: 0.286, SLG: 0.318			1-0 FC2-5		1-2 2-3f		1-2 G3	0-0 18 1B 2 3B 1B	2-2 18 G6-4-3 1B	2 0 0 0 0 0 2 0 0 0 0 0 0 0 1 1 1 1 0 0 0 0 0 0 0 0 0 0 0 0 0 0 0 0 0 1 0 1 0 0 0 0												
Inning Stats	R: 0 E: 0 K: 1 S: 7	H: 0 LOB: 0 BB: 0 P: 9	R: 0 E: 0 K: 0 S: 9	H: 0 LOB: 0 BB: 0 P: 16	R: 0 E: 0 K: 0 S: 8	H: 2 LOB: 2 BB: 0 P: 14	R: 0 E: 0 K: 0 S: 6	H: 0 LOB: 0 BB: 0 P: 10	R: 0 E: 0 K: 2 S: 10	H: 0 LOB: 0 BB: 0 P: 15	R: 0 E: 0 K: 1 S: 10	H: 0 LOB: 0 BB: 0 P: 13	R: 6 E: 0 K: 1 S: 27	H: 5 LOB: 2 BB: 3 P: 46	R: 0 E: 0 K: 1 S: 9	H: 0 LOB: 0 BB: 0 P: 12	R: 0 E: 0 K: 1 S: 9	H: 1 LOB: 0 BB: 0 P: 13	1B: 7 2B: 0 3B: 1 HR: 0	SF: 0 SAC: 0 DP: 1 HBP: 0	WP: 0 PB: 0 SB: 0 CS: 0	PA: 37
PITCHER	IP WLS BF H R ER SO BB IBB HBP BLK WP HR S P ERA WHIP																				PITCHER	IP WLS BF H R ER SO BB IBB HBP BLK WP HR S P ERA WHIP
Roger Clemens, R (1, 1) ERA: 3.27	6.2 W 28 6 6 6 5 2 0 0 0 0 0 69 109 8.10 1.200																					
Russ Springer, R (7, 1) ERA:	0.1 H 3 1 0 0 0 1 0 0 0 0 0 8 14 0.00 6.000																					
Dan Wheeler, R (8, 1) ERA: 4.47	1.0 H 3 0 0 0 1 0 0 0 0 0 0 9 12 0.00 0.000																					
54 Brad Lidge, R (9, 1) ERA: 1.98	1.0 S 3 1 0 0 1 0 0 0 0 0 0 9 13 0.00 1.000																					

Pittsburgh Pirates @ Houston Astros
Minute Maid Park, Houston, TX
Fri Sep 03 2004, 7:05 PM CDT
Att: 40,992 - Dome - 72 F

livebaseballscorecards.com

AB	34
R	6
H	8
RBI	6
BB	3
SO	7
LOB	10



<p>18 Jason Kendall, R (1, 2) OBP: 0.390, SLG: 0.370</p>			<p>1-2 HR 1B</p>		<p>4-1 FC6-4 BB</p>		<p>4-2 2B BB</p>		<p>1-3 K</p>	3 2 1 0 2 1 1
<p>2 Jack Wilson, R (1, 6) OBP: 0.334, SLG: 0.474</p>			<p>1-2 HR 1B</p>		<p>0-1 F9</p>		<p>1-0 2B</p>		<p>1-1 P2</p>	5 2 3 2 0 0 2
<p>Jason Bay, R (1, 7) OBP: 0.365, SLG: 0.569</p>			<p>3-1 HR 1-H 2-H</p>		<p>1-3 K</p>		<p>0-3 K</p>			4 1 1 3 0 3 2
<p>Craig Wilson, R (1, 9) OBP: 0.362, SLG: 0.516</p>			<p>1-3 K</p>		<p>1-1 FC6-4</p>			<p>0-1 E5 1B</p>		4 0 0 0 0 1 1
<p>Daryle Ward, L (1, 3) OBP: 0.310, SLG: 0.524</p>			<p>3-3 K</p>		<p>3-3 K</p>			<p>1-3 K</p>		3 0 0 0 1 3 1
<p>Ty Wigginton, R (1, 5) OBP: 0.318, SLG: 0.431</p>			<p>2-2 G6-3</p>		<p>3-1 G5-3</p>			<p>0-0 E7 1B</p>		3 0 1 0 1 0 0
<p>19 José Bautista, R (1, 8) OBP: 0.294, SLG: 0.269 Nelson Figueroa, R (7, 1) Frank Brooks, L (7, 1) Brian Meadows, R (7, 1) Bobby Hill, S (8, PH) 16 Salomón Torres, R (8, 1) OBP: 0.346, SLG: 0.333 OBP: 0.500, SLG: 1.000</p>			<p>0-0 G5-3</p>		<p>2-3 K</p>			<p>1-3 K</p>		3 0 0 0 0 2 2 0 1 0 0 0 0 0 1 0 0 0 0 0 0 0
<p>Jose Castillo, R (1, 4) OBP: 0.313, SLG: 0.385 Rob Mackowiak, L (9, PH) OBP: 0.326, SLG: 0.430</p>			<p>0-1 G6-3</p>		<p>0-0 G6-3</p>			<p>2-2 HBP</p>		3 0 0 0 0 0 2 0 0 0 0 0 0 0
<p>Josh Fogg, R (1, 1) OBP: 0.071, SLG: 0.071 Tike Redman, L (7, PH) OBP: 0.300, SLG: 0.363 (7, 8)</p>			<p>0-0 G6-3</p>		<p>1-1 G6-3</p>			<p>2-1 F7</p>		2 0 0 0 0 0 2 2 0 0 0 0 0 1

Inning Stats	R: 1 E: 0 K: 1 S: 11	H: 1 LOB: 0 BB: 0 P: 17	R: 0 E: 0 K: 1 S: 12	H: 0 LOB: 2 BB: 2 P: 26	R: 3 E: 0 K: 2 S: 27	H: 3 LOB: 0 BB: 0 P: 38	R: 0 E: 0 K: 0 S: 4	H: 0 LOB: 0 BB: 0 P: 4	R: 0 E: 0 K: 1 S: 9	H: 0 LOB: 1 BB: 1 P: 15	R: 0 E: 0 K: 2 S: 13	H: 0 LOB: 0 BB: 0 P: 21	R: 1 E: 0 K: 1 S: 11	H: 1 LOB: 1 BB: 1 P: 17	R: 0 E: 2 K: 2 S: 9	H: 1 LOB: 1 BB: 0 P: 11	R: 0 E: 0 K: 1 S: 9	H: 0 LOB: 1 BB: 0 P: 15	1B: 3 2B: 1 3B: 0 HR: 2	SF: 0 SAC: 0 DP: 0 HBP: 1	WP: 0 PB: 0 SB: 0 CS: 0	PA: 38
---------------------	-------------------------------	----------------------------------	-------------------------------	----------------------------------	-------------------------------	----------------------------------	------------------------------	---------------------------------	------------------------------	----------------------------------	-------------------------------	----------------------------------	-------------------------------	----------------------------------	------------------------------	----------------------------------	------------------------------	----------------------------------	----------------------------------	------------------------------------	----------------------------------	--------

PITCHER	IP	WLS	BF	H	R	ER	SO	BB	IBB	HBP	BLK	WP	HR	S	P	ERA	WHIP
Carlos Hernández, L (1, 1) ERA: 6.31	3.0		15	4	4	4	4	2	0	0	0	0	2	50	81	12.00	2.000
Kirk Bullinger, R (4, 1) ERA: 5.46	1.0		3	0	0	0	0	0	0	0	0	0	0	4	4	0.00	0.000
Chad Harville, R (5, 1) ERA: 5.11	2.0		7	0	0	0	3	1	0	0	0	0	0	22	36	0.00	0.500
Chad Qualls, R (7, 1) ERA: 5.28	1.0	W	5	1	1	1	1	1	0	0	0	0	0	11	17	9.00	2.000
Russ Springer, R (8, 1) ERA:	1.0	H	4	1	0	0	2	0	0	0	0	0	0	9	11	0.00	1.000
PITCHER	IP	WLS	BF	H	R	ER	SO	BB	IBB	HBP	BLK	WP	HR	S	P	ERA	WHIP
54 Brad Lidge, R (9, 1) ERA: 1.95	1.0	S	4	0	0	0	1	0	0	1	0	0	0	9	15	0.00	0.000

Pittsburgh Pirates @ Houston Astros
Minute Maid Park, Houston, TX
Sat Sep 04 2004, 6:05 PM CDT
Att: 38,605 - Dome - 72 F


livebaseballscorecards.com

AB	33
R	5
H	6
RBI	5
BB	4
SO	11
LOB	15



Batter	1	2	3	4	5	6	7	8	9
Craig Biggio, R (1, 7) OBP: 0.349, SLG: 0.476 54 Brad Lidge, R (9, 1)	1-2 5 BB 17 SF8 2B	1-1 G5-3		0-1 E8 1B		0-0 G5-3		1-3 K	
Carlos Beltrán, S (1, 8) OBP: 0.368, SLG: 0.566	4-0 17 SF8 5 BB SF8 BB		0-0 F8	2-1 F7		1-2 G3-1		2-2 G1-4-3	
5 Jeff Bagwell, R (1, 3) OBP: 0.380, SLG: 0.466	4-2 1-2 2-3 BB		3-2 17 FC5-4 1B		1-3 K		1-1 2B 3B	0-0 G6-3	
17 Lance Berkman, S (1, 9) OBP: 0.457, SLG: 0.563	2-0 SF8		1-1 FC5-4		4-0 S BB		0-0 P3		
Jeff Kent, R (1, 4) OBP: 0.339, SLG: 0.503	1-0 SF8		0-0 L5		2-3 K		4-0 2B IBB		
Mike Lamb, L (1, 5) OBP: 0.366, SLG: 0.510	0-2 G2-3		2-2 G3-1		2-3 K		0-0 1-3 3-H 2B		
Jose Vizcaino, S (1, 6) OBP: 0.329, SLG: 0.394		0-0 F7		2-2 F7		0-1 SH2-3 E 1B	4-0 IBB		
Raul Chavez, R (1, 2) OBP: 0.255, SLG: 0.258 Brad Ausmus, R (7, PH) OBP: 0.309, SLG: 0.338 (8, 2)	1-2 2B		2-2 1B 2B		1-0 SH2-3		0-3 K		
Carlos Hernández, S Kirk Bullinger, R 2 Chris Burke, R Chad Hestito, R Morgan Ensberg, R Chad Qualls, R Orlando Palmeiro, L Russ Springer, R 16 Jason Lane, R	2-0 F8		4-1 1B E BB		0-1 E8 2B		2-2 G4-3		

AB	R	H	RBI	BB	SO	LOB
5	1	2	1	0	1	2
0	0	0	0	0	0	0
4	1	0	0	1	0	2
4	1	2	0	1	1	0
2	0	0	1	1	0	2
2	0	0	1	1	1	2
4	0	1	1	0	1	2
3	1	1	0	1	0	0
2	1	2	0	0	0	0
1	0	0	0	0	1	3
1	0	0	0	0	0	0
1	0	1	1	0	0	0
0	0	0	0	0	0	0
1	0	0	0	0	0	3
0	0	0	0	0	0	0
0	0	0	0	0	0	0

BOTTOM	
AB	30
R	6
H	9
RBI	5
BB	6
SO	5
LOB	17
	
WP: 0	PA: 39
PB: 0	
SB: 1	
CS: 0	

Inning Stats		R	H	E	K	S	R	H	E	K	S	R	H	E	K	S	R	H	E	K	S	R	H	E	K	S					
R: 2		2	1	0	14	26	R: 0		0	0	7	R: 0		0	0	15	R: 0		0	0	11	R: 1		1	0	12	R: 0		0	0	8
H: 1		1	1	0	2	2	H: 1		1	1	1	H: 2		2	1	11	H: 0		0	0	20	H: 2		2	0	H: 0		0	0	11	
LOB: 1		1	1	0	2	2	LOB: 1		1	1	1	LOB: 1		1	1	11	LOB: 1		1	1	20	LOB: 3		3	2	LOB: 0		0	0	11	
BB: 2		2	2	0	2	2	BB: 0		0	0	0	BB: 1		1	1	11	BB: 1		1	1	20	BB: 2		2	2	BB: 0		0	0	11	
S: 14		14	26	7	15	26	S: 7		7	15	26	S: 15		15	26	26	S: 11		11	20	20	S: 12		12	23	S: 8		8	11	11	

PITCHER		IP	WLS	BF	H	R	ER	SO	BB	IBB	HBP	BLK	WP	HR	S	P	ERA	WHIP
Josh Fogg, R (1, 1) ERA: 4.76		6.0		29	7	5	4	3	4	0	0	0	0	0	66	108	6.00	1.833
Nelson Figueroa, R (7, 1) ERA: 6.75		0.0	L	1	1	1	1	0	0	0	0	0	0	0	2	3	∞	∞
Frank Brooks, L (7, 1) ERA: 1.17		0.1		4	1	0	0	0	0	2	0	0	0	0	2	10	0.00	3.000
Brian Meadows, R (7, 1) ERA: 3.39		0.2		2	0	0	0	1	0	0	0	0	0	0	8	10	0.00	0.000
16 Salomon Torres, R (8, 1) ERA: 2.7		1.0		3	0	0	0	1	0	0	0	0	0	0	8	11	0.00	0.000

Pittsburgh Pirates @ Houston Astros
Minute Maid Park, Houston, TX
Sat Sep 04 2004, 6:05 PM CDT
Att: 38,605 - Dome - 72 F

livebaseballscores.com

Batter	1	2	3	4	5	6	7	8	9	AB R H RBI BB SO LOB	TOP											
18 Jason Kendall, R OBP: 0.392, SLG: 0.374 (1, 2)	0-1 HBP SF7 2 G1-3 1B	1-1 1B		2-2 SAFE SF8			0-2 2 G2-3 1B			3 1 3 1 0 0 0	Pittsburgh Pirates @ Houston Astros Minute Maid Park, Houston, TX Sun Sep 05 2004, 1:05 PM CDT Att: 40,569 - Dome - 72 F											
2 Jack Wilson, R OBP: 0.332, SLG: 0.470 (1, 6)	1-0 SAFE G1-3 1-2	2-2 P3		0-0 3-H FC6-4 1-2f			0-2 2 G2-3 1-2			4 0 0 0 0 0 4												
Daryle Ward, L OBP: 0.309, SLG: 0.518 (1, 3)	4-1 HBP 3B BB			2-2 F7		1-1 F8	1-3 K			3 1 0 0 1 1 1												
Craig Wilson, R OBP: 0.361, SLG: 0.512 (1, 9)	1-0 H 3B 1-2 2-3 HBP			2-2 G5-3		3-3 K	2-1 P4			3 1 0 0 0 1 0												
Rob Mackowiak, L OBP: 0.323, SLG: 0.427 (1, 8)	2-0 SF7 3-H			1-1 G4-3		0-0 F8	1-2 F8			3 0 0 1 0 0 0												
Jason Bay, R OBP: 0.367, SLG: 0.573 (1, 7)	1-1 H 3B 1-H 2-H			2-1 1B BB FC6-4 HBP		1-3 K	3-1 P5			3 1 1 2 0 1 0												
Ty Wigginton, R OBP: 0.317, SLG: 0.428 (1, 5)	1-3 K			4-0 FC6-4 1B 1-2 SF8 BB		3-2 G5-3	0-2 F7			3 1 0 0 1 1 1												
Jose Castillo, R OBP: 0.313, SLG: 0.383 (1, 4)		1-1 G1-3		2-2 FC6-4 1B 1-2 2-3		0-3 K	0-2 L7			4 0 1 0 0 1 0												
Kip Wells, R OBP: 0.239, SLG: 0.302 (1, 1) John Van Benschoten, R OBP: 0.333, SLG: 0.600 (1, 1) Nelson Figueroa, R (3, 1) Abraham Nunez, S OBP: 0.284, SLG: 0.316 (7, PH) 34 John Grabow, L (7, 1) Michael Gonzalez, R OBP: 1.000, SLG: 2.000 (8, 1) Bobby Hill, S OBP: 0.344, SLG: 0.332 (9, PH)		1-3 K		0-0 FC6-4 2 FC6-4 1-2f 2-3 3-H		1-1 F7	1-0 F8			0 0 0 0 0 0 0 1 0 0 0 0 0 1 0 1 0 0 1 0 0 2 1 0 1 0 0 0 0 0 0												
Inning Stats	R: 3 E: 0 K: 1 S: 16	H: 2 LOB: 1 BB: 1 P: 26	R: 0 E: 0 K: 1 S: 11	H: 1 LOB: 1 BB: 0 P: 16	R: 0 E: 0 K: 0 S: 9	H: 0 LOB: 0 BB: 0 P: 14	R: 2 E: 0 K: 0 S: 10	H: 1 LOB: 1 BB: 1 P: 20	R: 0 E: 0 K: 1 S: 6	H: 0 LOB: 0 BB: 0 P: 10	R: 0 E: 0 K: 2 S: 9	H: 0 LOB: 0 BB: 0 P: 13	R: 0 E: 0 K: 1 S: 11	H: 1 LOB: 1 BB: 0 P: 13	R: 0 E: 0 K: 0 S: 8	H: 0 LOB: 0 BB: 0 P: 14	R: 0 E: 0 K: 0 S: 8	H: 0 LOB: 0 BB: 0 P: 9	1B: 4 2B: 0 3B: 1 HR: 0	SF: 2 SAC: 0 DP: 0 HBP: 2	WP: 0 PB: 0 SB: 0 CS: 0	PA: 36
PITCHER	IP WLS BF H R ER SO BB IBB HBP BLK WP HR S P ERA WHIP																					
Pete Munro, R ERA: 5.16 (1, 1)	5.0 W 23 4 5 5 3 2 0 2 0 0 0 52 86 9.00 1.200																					
Chad Qualls, R ERA: 4.67 (6, 1)	2.0 H 7 1 0 0 3 0 0 0 0 0 0 20 26 0.00 0.500																					
Mike Gallo, L ERA: 4.87 (8, 1)	1.0 3 0 0 0 0 0 0 0 0 0 0 8 14 0.00 0.000																					
Dan Wheeler, R ERA: 4.39 (9, 1)	1.0 3 0 0 0 0 0 0 0 0 0 0 8 9 0.00 0.000																					

livebaseballscores.com

AB	30
R	5
H	5
RBI	5
BB	2
SO	6
LOB	8



Batter	1	2	3	4	5	6	7	8	9
Craig Biggio, R (1, 7) OBP: 0.350, SLG: 0.475 4 Eric Bruntlett, R (8, 6) OBP: 0.333, SLG: 0.500	3-3 K	0-1 BB 1B	1-1 E5 5 WP BB		0-2 P3		1-1 1B 17 FC6-2 1B		
Carlos Beltrán, S (1, 8) OBP: 0.374, SLG: 0.571	3-2 17 1B 5 BB 1B	4-1 BB 1B	4-2 5 WP BB		3-1 2B		2-2 17 FC6-2 5 1B 1B		
5 Jeff Bagwell, R (1, 3) OBP: 0.362, SLG: 0.465	4-1 17 1B 1B	0-2 G5-3	4-1 BB		0-0 F8		1-1 17 FC6-2 1B		
17 Lance Berkman, S (1, 9) OBP: 0.437, SLG: 0.563	3-0 1B 1B		2B 2B G4-3		2-2 F7		0-0 FC6-2 FC6-4		
Jeff Kent, R (1, 4) OBP: 0.339, SLG: 0.509 Mike Gallo, L (8, 1) Dan Wheeler, R (9, 1) OBP: 0.200, SLG: 0.200	2-1 F4		1-2 1B SF8 2B	1-0 P4	0-1 HR 3B		3-3 K		
Mike Lamb, L (1, 5) OBP: 0.375, SLG: 0.531	1-1 1B		2-1 FC3-5 BB 1B	2-1 G4-6-3 1B	3-2 HR		0-1 FC6-4		
Jose Vizcaino, S (1, 6) OBP: 0.327, SLG: 0.396 (8, 4)		2-0 1B 2B	1-0 SF8	0-0 G4-6-3	0-1 G5-3		0-0 G6-3		
Brad Ausmus, R (1, 2) OBP: 0.307, SLG: 0.334		3-1 L5	4-0 E FC3-5 BB BB		1-1 F9	1-0 G5-3		3-3 K	
Pete Munro, R (1, 1) OBP: 0.138, SLG: 0.077 2 Chris Burke, R (5, PH) Chad Qualls, R (6, 1) 16 Jason Lane, R (7, PH) OBP: 0.321, SLG: 0.402 (8, 7)		1-3 K	1-0 FC3-5 BB 5 WP BB		4-1 2B BB		1-2 1B 5 1B 1B		0-3 K

Inning Stats	R: 2 E: 0 K: 1 S: 13	H: 3 LOB: 2 BB: 1 P: 29	R: 1 E: 0 K: 1 S: 12	H: 2 LOB: 2 BB: 1 P: 22	R: 4 E: 1 K: 0 S: 17	H: 3 LOB: 3 BB: 3 P: 38	R: 0 E: 0 K: 0 S: 4	H: 1 LOB: 0 BB: 0 P: 7	R: 0 E: 0 K: 0 S: 9	H: 1 LOB: 2 BB: 1 P: 17	R: 2 E: 0 K: 0 S: 11	H: 2 LOB: 0 BB: 0 P: 17	R: 1 E: 0 K: 1 S: 17	H: 4 LOB: 3 BB: 0 P: 25	R: 0 E: 0 K: 2 S: 7	H: 0 LOB: 0 BB: 0 P: 10
--------------	-------------------------------	----------------------------------	-------------------------------	----------------------------------	-------------------------------	----------------------------------	------------------------------	---------------------------------	------------------------------	----------------------------------	-------------------------------	----------------------------------	-------------------------------	----------------------------------	------------------------------	----------------------------------

PITCHER	IP	WLS	BF	H	R	ER	SO	BB	IBB	HBP	BLK	WP	HR	S	P	ERA	WHIP
Kip Wells, R (1, 1) ERA: 4.55	0.1		2	1	1	1	1	0	0	0	0	0	0	7	13	27.00	3.000
John Van Benschoten, R (1, 1) ERA: 6.64	2.1	L	19	7	6	4	1	5	0	0	0	1	0	33	74	15.43	5.143
Nelson Figueroa, R (3, 1) ERA: 6.46	3.1		14	4	2	2	0	1	0	0	0	0	1	26	43	5.40	1.500
34 John Grabow, L (7, 1) ERA: 5.5	1.0		7	4	1	1	1	0	0	0	0	0	0	17	25	9.00	4.000
Michael Gonzalez, L (8, 1) ERA: 1.04	1.0		3	0	0	0	2	0	0	0	0	0	0	7	10	0.00	0.000

AB	R	H	RBI	BB	SO	LOB
5	0	2	1	0	1	3
0	0	0	0	0	0	0
3	1	3	1	2	0	0
3	1	1	1	2	0	4
5	1	2	0	0	0	6
5	2	2	1	0	1	6
0	0	0	0	0	0	0
0	0	0	0	0	0	0
5	1	4	4	0	0	3
4	1	1	1	0	0	1
4	1	0	0	1	1	1
2	1	0	0	0	1	3
0	0	0	0	1	0	0
0	0	0	0	0	0	0
2	1	1	0	0	1	0

AB	38
R	10
H	16
RBI	9
BB	6
SO	5
LOB	27



Pittsburgh Pirates @ Houston Astros
Minute Maid Park, Houston, TX
Sun Sep 05 2004, 1:05 PM CDT
Att. 40,569 - Dome - 72 F

livebaseballscores.com

Batter	1	2	3	4	5	6	7	8	9	AB R H RBI BB SO LOB	TOP											
Scott Podsednik, L (1, 8) OBP: 0.327, SLG: 0.383	3-2 G6-3		1-1 1B	0-1 1B			2-2 F7		2-1 F8	5 1 2 0 0 0 2												
Brady Clark, R (1, 9) OBP: 0.375, SLG: 0.368	2-2 F7		1-1 2B	1-0 P4			2-2 G5-3		2-1 2B	5 1 2 4 0 0 1												
Lyle Overbay, L (1, 3) OBP: 0.392, SLG: 0.487	1-3 K		4-0 2B	2-2 G4-6-3			0-0 F7		0-0 F8	4 1 0 0 1 1 2												
Geoff Jenkins, L (1, 7) OBP: 0.323, SLG: 0.466		1-0 HR	3-1 1B		0-1 G4-3			2-2 G4-3		4 2 2 3 0 0 0												
Keith Ginter, R (1, 4) OBP: 0.321, SLG: 0.444		1-0 F7	1-2 1B		1-3 K			2-3 K		3 1 0 0 0 2 0												
Russell Branyan, L (1, 5) OBP: 0.302, SLG: 0.547		1-0 G4-3	2-3 K		2-3 K			0-0 F8		4 0 0 0 0 2 2												
Chad Moeller, R (1, 2) OBP: 0.272, SLG: 0.317		2-2 G5-3	4-2 1B			0-0 F9			1-1 2B	2 1 0 0 1 0 0	AB 34											
Craig Counsell, L (1, 6) OBP: 0.333, SLG: 0.310			1-2 1B			1-2 F9			4-0 2B	3 2 2 2 1 0 0	R 9											
Gary Glover, R (1, 1)			1-1 K			0-3 K			1-1 B5	3 0 0 0 0 0 2 3	H 8											
Ben Ford, R (6, 1)										0 0 0 0 0 0 0 0	RBI 9											
Mike Adams, R (7, 1)										0 0 0 0 0 0 0 0	BB 3											
Dave Krynzek, L (9, PH) OBP: 0.083, SLG: 0.083										1 0 0 0 0 0 0 2	SO 7											
Luis Vizcaino, R (9, 1)										0 0 0 0 0 0 0 0	LOB 12											
Dan Kolb, R (9, 1)										0 0 0 0 0 0 0 0												
Inning Stats	R: 0 E: 0 K: 1 S: 11	H: 0 LOB: 0 BB: 0 P: 17	R: 1 E: 0 K: 0 S: 6	H: 1 LOB: 0 BB: 0 P: 11	R: 6 E: 0 K: 2 S: 24	H: 5 LOB: 2 BB: 2 P: 43	R: 0 E: 0 K: 0 S: 7	H: 1 LOB: 0 BB: 0 P: 10	R: 0 E: 0 K: 2 S: 8	H: 0 LOB: 0 BB: 0 P: 11	R: 0 E: 0 K: 1 S: 9	H: 0 LOB: 0 BB: 0 P: 10	R: 0 E: 0 K: 0 S: 10	H: 0 LOB: 0 BB: 0 P: 14	R: 0 E: 0 K: 1 S: 7	H: 0 LOB: 0 BB: 0 P: 11	R: 2 E: 0 K: 0 S: 8	H: 1 LOB: 1 BB: 1 P: 18	1B: 5 2B: 2 3B: 0 HR: 1	SF: 0 SAC: 0 DP: 1 HBP: 2	WP: 0 PB: 0 SB: 1 CS: 0	PA: 39
PITCHER	IP WLS BF H R ER SO BB IBB HBP BLK WP HR S P ERA WHIP																					
Ryan Vogelsong, R (1, 1) ERA: 6.81	2.2 L 16 5 7 7 3 2 0 1 0 0 0 1 36 65 23.62 2.625																					
Nelson Figueroa, R (3, 1) ERA: 5.94	1.1 5 2 0 0 0 0 0 0 0 0 0 0 12 16 0.00 1.500																					
Frank Brooks, L (5, 1) ERA: 0.93	2.0 6 0 0 0 3 0 0 0 0 0 0 0 17 21 0.00 0.000																					
34 John Grabow, L (7, 1) ERA: 5.3	2.0 6 0 0 0 1 0 0 0 0 0 0 0 17 25 0.00 0.000																					
Jose Mesa, R (9, 1) ERA: 3.41	1.0 6 1 2 2 0 1 0 1 0 0 0 0 8 18 18.00 2.000																					

Milwaukee Brewers @ Pittsburgh Pirates
PNC Park, Pittsburgh, PA
Mon Sep 06 2004, 4:05 PM EDT
Att. 12,771 - Sunny - 75 F

livebaseballscorecards.com

AB	34
R	9
H	8
RBI	9
BB	3
SO	7
LOB	12



Batter	1	2	3	4	5	6	7	8	9	AB R H RBI BB SO LOB
18 Jason Kendall, R OBP: 0.394, SLG: 0.375 (1, 2)	1-2		2-2	1-2		1-2 2-H		1-2		4 0 2 1 0 0 0
2 Jack Wilson, R OBP: 0.331, SLG: 0.468 (1, 6)	1-1		3-1	1-3		1-2 2-3		2-3		5 0 1 0 0 2 6
Daryle Ward, L OBP: 0.311, SLG: 0.517 (1, 3)	4-2		3-2		3-3	1-2		1-2	1-2	4 1 1 0 1 1 2
Craig Wilson, R OBP: 0.361, SLG: 0.510 (1, 9)	1-0			4-1	2-2		1-2	2-1	2-3	4 1 1 0 1 1 2
Rob Mackowiak, L OBP: 0.324, SLG: 0.432 (1, 5)	1-1			0-0	1-0		2-2	4-2	1-2	4 1 1 2 1 0 2
Jason Bay, R OBP: 0.370, SLG: 0.574 (1, 7)		0-0		4-2		2-1	0-3	1-1	1-1	3 1 2 1 1 1 1
Tike Redman, L OBP: 0.299, SLG: 0.361 (1, 8)		0-0	0-0	0-0	1-2	2-1	0-0	1-2	1-2	5 1 1 0 0 0 5
Jose Castillo, R OBP: 0.311, SLG: 0.379 (1, 4)		3-2	1-2	1-2		4-0		2-3	0-2	4 0 0 0 1 1 4
Ryan Vogelsong, R OBP: 0.266, SLG: 0.333 Nelson Figueroa, R OBP: 0.288, SLG: 0.321 Abraham Nunez, S OBP: 0.243, SLG: 0.332 Frank Brooks, L OBP: 0.317, SLG: 0.427 Bobby Hill, S OBP: 0.317, SLG: 0.427 34 John Grabow, L OBP: 0.317, SLG: 0.427 Ty Wigginton, R OBP: 0.317, SLG: 0.427 Jose Mesa, R OBP: 0.317, SLG: 0.427	0-1		2-1	2-1		3-2		1-1		1 0 0 0 0 0 1

Inning Stats	R: 0	H: 1	E: 0	LOB: 2	K: 0	P: 18	R: 0	H: 1	E: 0	LOB: 1	K: 0	P: 17	R: 0	H: 0	E: 0	LOB: 0	K: 0	P: 16	R: 2	H: 2	E: 0	LOB: 3	K: 1	P: 33	R: 0	H: 0	E: 0	LOB: 0	K: 1	P: 13	R: 2	H: 3	E: 0	LOB: 2	K: 0	P: 34	R: 0	H: 0	E: 1	LOB: 1	K: 2	P: 16	R: 0	H: 1	E: 0	LOB: 1	K: 2	P: 18	R: 1	H: 2	E: 0	LOB: 2	K: 0	P: 29	1B: 8	SF: 2	3B: 0	DP: 0	HR: 1	HBP: 1
--------------	------	------	------	--------	------	-------	------	------	------	--------	------	-------	------	------	------	--------	------	-------	------	------	------	--------	------	-------	------	------	------	--------	------	-------	------	------	------	--------	------	-------	------	------	------	--------	------	-------	------	------	------	--------	------	-------	------	------	------	--------	------	-------	-------	-------	-------	-------	-------	--------

PITCHER	IP	WLS	BF	H	R	ER	SO	BB	IBB	HBP	BLK	WP	HR	S	P	ERA	WHIP
Gary Glover, R ERA: 7.2 (1, 1)	5.0	W	25	6	4	4	2	3	0	1	0	1	1	61	105	7.20	1.800
Ben Ford, R ERA: 6.86 (6, 1)	1.0		5	1	0	0	0	1	0	0	0	0	0	12	26	0.00	2.000
Mike Adams, R ERA: 3.38 (7, 1)	2.0	H	8	1	0	0	4	0	0	0	0	0	0	25	34	0.00	0.500
Luis Vizcaino, R ERA: 4.18 (9, 1)	0.0		3	2	1	1	0	1	0	0	0	0	0	9	16	∞	∞
Dan Kolb, R ERA: 2.44 (9, 1)	1.0	S	3	0	0	0	0	0	0	0	0	0	0	11	13	0.00	0.000

BOTTOM


Milwaukee Brewers @ Pittsburgh Pirates
PNC Park, Pittsburgh, PA

Mon Sep 06 2004, 4:05 PM EDT
Att: 12,771 - Sunny - 75 F

AB	36
R	5
H	10
RBI	5
BB	5
SO	6
LOB	23

WP: 1 PA: 44
PB: 0
SB: 1
CS: 0

PITCHER	IP	WLS	BF	H	R	ER	SO	BB	IBB	HBP	BLK	WP	HR	S	P	ERA	WHIP
---------	----	-----	----	---	---	----	----	----	-----	-----	-----	----	----	---	---	-----	------

Batter	1	2	3	4	5	6	7	8	9	AB R H RBI BB SO LOB	TOP										
Scott Podsednik, L (1, 8) OBP: 0.325, SLG: 0.380	1-0 F9		1-2 G5-3			2-2 G1-3		0-0 G6-3		4 0 0 0 0 0 0	Milwaukee Brewers @ Pittsburgh Pirates PNC Park, Pittsburgh, PA Tue Sep 07 2004, 7:05 PM EDT Att. 20,563 - Overcast - 72 F livebaseballscorecards.com AB 30 R 0 H 3 RBI 0 BB 1 SO 6 LOB 6 										
Brady Clark, R (1, 9) OBP: 0.371, SLG: 0.363	2-0 F7		1-2 F7			1-0 L7		3-2 F9		4 0 0 0 0 0 0											
Lyle Overbay, L (1, 3) OBP: 0.391, SLG: 0.487	3-1 2B				1-2 G5-3		0-3 K		2-2 L3	4 0 1 0 0 1 0											
Geoff Jenkins, L (1, 7) OBP: 0.324, SLG: 0.465	1-0 HBP				2-3 K		3-2 G5-3		1-1 1B	3 0 1 0 0 1 0											
Keith Ginter, R (1, 5) OBP: 0.320, SLG: 0.440	3-3 K				1-0 G4-3		4-1 BB		0-1 F8	3 0 0 0 1 1 3											
2 Bill Hall, R (1, 4) OBP: 0.278, SLG: 0.395		1-1 G6-3			1-0 P4		3-2 F8			3 0 0 0 0 0 1											
Chad Moeller, R (1, 2) OBP: 0.269, SLG: 0.313		1-0 F7			2-0 P3		3-2 K			3 0 0 0 0 1 1											
Craig Counsell, L (1, 6) OBP: 0.333, SLG: 0.310		0-1 L9			0-2 1B			1-1 G6-3		3 0 1 0 0 0 0											
15 Ben Sheets, R (1, 1) OBP: 0.138, SLG: 0.074			0-3 K						1-0 G3-1	2 0 0 0 0 2 1											
Chris Magruder, S (8, PH) OBP: 0.339, SLG: 0.431					2-3 K					1 0 0 0 0 0 0											
Luis Vizcaino, R (8, 1)										0 0 0 0 0 0 0											
Inning Stats	R: 0 E: 0 K: 1 S: 8	H: 1 LOB: 2 BB: 0 P: 18	R: 0 E: 0 K: 0 S: 5	H: 0 LOB: 0 BB: 0 P: 7	R: 0 E: 0 K: 1 S: 11	H: 0 LOB: 0 BB: 0 P: 13	R: 0 E: 0 K: 1 S: 9	H: 1 LOB: 1 BB: 0 P: 14	R: 0 E: 0 K: 1 S: 7	H: 0 LOB: 0 BB: 0 P: 10		R: 0 E: 0 K: 1 S: 10	H: 0 LOB: 1 BB: 1 P: 23	R: 0 E: 0 K: 0 S: 4	H: 0 LOB: 0 BB: 0 P: 6	R: 0 E: 0 K: 0 S: 14	H: 1 LOB: 1 BB: 0 P: 20	1B: 2 2B: 1 3B: 0 HR: 0	SF: 0 SAC: 0 DP: 0 HBP: 1	WP: 0 PB: 0 SB: 0 CS: 0	PA: 32
PITCHER	IP WLS BF H R ER SO BB IBB HBP BLK WP HR S P ERA WHIP																				
Dave Williams, L (1, 1) ERA: 5.4	6.1 W 23 2 0 0 5 1 0 1 0 0 0 52 85 0.00 0.474																				
16 Salomon Torres, R (7, 1) ERA: 2.64	1.2 H 5 0 0 0 1 0 0 0 0 0 0 10 18 0.00 0.000																				
Jose Mesa, R (9, 1) ERA: 3.36	1.0 S 4 1 0 0 0 0 0 0 0 0 0 14 20 0.00 1.000																				


Batter	1	2	3	4	5	6	7	8	9
18 Jason Kendall, R OBP: 0.393, SLG: 0.374 (1, 2)	1-0 L6	0-0 1B		0-1 P4			1-1 G6-3		
2 Jack Wilson, R OBP: 0.329, SLG: 0.465 (1, 6)	2-2 G5-3	1-1 G3-1			1-2 G6-3		2-1 G6-3		
Rob Mackowiak, L OBP: 0.325, SLG: 0.431 (1, 9)	4-2 BB		4-0 BLK BB		2-3 K		3-3 K		
Ty Wigginton, R OBP: 0.321, SLG: 0.430 (1, 5)	0-1 SAFE G3		4-2 BB	1-2 BB	4-2 BB		0-2 2B		
Daryle Ward, L OBP: 0.306, SLG: 0.508 (1, 3)		1-3 K	0-3 K		1-1 L4		0-3 K		
Jason Bay, R OBP: 0.372, SLG: 0.581 (1, 7)		0-1 HR	2-2 G6-4-3		0-3 K		4-2 BB		
Tike Redman, L OBP: 0.299, SLG: 0.361 (1, 8)		2-2 G4-3		0-1 CS 1B	0-0 P4		2-1 F8		
Jose Castillo, R OBP: 0.314, SLG: 0.381 (1, 4)		1-0 1B		1-2 1B	0-2 G5-3				
16 Salomon Torres, R OBP: 0.500, SLG: 1.000 (7, 1)		1B 18 1B		1-2 1B					
Jose Mesa, R (9, 1)									
Dave Williams, L OBP: 0.250, SLG: 0.250 (1, 1)		1-0 1B		0-0 B2			0-0 G4-3		
Abraham Nunez, S OBP: 0.287, SLG: 0.319 (7, 4)		1-3 1B							

AB	R	H	RBI	BB	SO	LOB
4	0	1	1	0	0	1
4	0	0	0	0	0	2
2	0	0	0	2	2	0
2	0	1	0	2	0	1
4	0	0	0	0	3	4
3	1	1	1	1	1	2
4	0	1	0	0	0	2
3	1	2	0	0	0	0
0	0	0	0	0	0	0
0	0	0	0	0	0	0
2	0	1	0	0	0	1
1	0	0	0	0	0	0


Milwaukee Brewers @ Pittsburgh Pirates
PNC Park, Pittsburgh, PA
Tue Sep 07 2004, 7:05 PM EDT
Att. 20,563 - Overcast - 72 F

livebaseballscorecards.com

AB	29
R	2
H	7
RBI	2
BB	5
SO	6
LOB	13



Inning	1	2	3	4	5	6	7	8	9	
Inning Stats	R: 0 E: 0 K: 0 S: 10	H: 0 LOB: 1 BB: 1 P: 17	R: 2 E: 0 K: 1 S: 17	H: 4 LOB: 2 BB: 0 P: 23	R: 0 E: 0 K: 1 S: 9	H: 0 LOB: 1 BB: 2 P: 19	R: 0 E: 0 K: 1 S: 11	H: 0 LOB: 1 BB: 1 P: 19	R: 0 E: 0 K: 2 S: 16	H: 1 LOB: 2 BB: 1 P: 25
PITCHER	IP WLS BF H R ER SO BB IBB HBP BLK WP HR S P ERA WHIP	IP WLS BF H R ER SO BB IBB HBP BLK WP HR S P ERA WHIP	IP WLS BF H R ER SO BB IBB HBP BLK WP HR S P ERA WHIP	IP WLS BF H R ER SO BB IBB HBP BLK WP HR S P ERA WHIP	IP WLS BF H R ER SO BB IBB HBP BLK WP HR S P ERA WHIP	IP WLS BF H R ER SO BB IBB HBP BLK WP HR S P ERA WHIP	IP WLS BF H R ER SO BB IBB HBP BLK WP HR S P ERA WHIP	IP WLS BF H R ER SO BB IBB HBP BLK WP HR S P ERA WHIP	IP WLS BF H R ER SO BB IBB HBP BLK WP HR S P ERA WHIP	IP WLS BF H R ER SO BB IBB HBP BLK WP HR S P ERA WHIP
15 Ben Sheets, R ERA: 2.93 (1, 1)	7.0 L	5 1	0 0	2 2	4 0	4 0	102 16	2.57 0.00	1.429 2.000	
Luis Vizcaino, R ERA: 4.11 (8, 1)	1.0	5 1	0 0	2 2	1 0	0 0	25 16	0.00 0.00	2.000 2.000	

Batter	1	2	3	4	5	6	7	8	9	AB R H RBI BB SO LOB	TOP																								
												Milwaukee Brewers @ Pittsburgh Pirates PNC Park, Pittsburgh, PA Wed Sep 08 2004, 7:05 PM EDT livebaseballscorecards.com																							
		AB 0 R 0 H 0 RBI 0 BB 0 SO 0 LOB 0																																	
																																			
Inning Stats		1B: 0 SF: 0 2B: 0 SAC: 0 3B: 0 DP: 0 HR: 0 HBP: 0	WP: 0 PA: 0 PB: 0 SB: 0 CS: 0																																
PITCHER	IP	WLS	BF	H	R	ER	SO	BB	IBB	HBP	BLK	WP	HR	S	P	ERA	WHIP	PITCHER	IP	WLS	BF	H	R	ER	SO	BB	IBB	HBP	BLK	WP	HR	S	P	ERA	WHIP

Batter	1	2	3	4	5	6	7	8	9	AB R H RBI BB SO LOB	BOTTOM
--------	---	---	---	---	---	---	---	---	---	----------------------	--------



Milwaukee Brewers @ Pittsburgh Pirates
 PNC Park, Pittsburgh, PA
 Wed Sep 08 2004, 7:05 PM EDT

livebaseballscorecards.com

AB 0
R 0
H 0
RBI 0
BB 0
SO 0
LOB 0



1B: 0 SF: 0 WP: 0 PA: 0
 2B: 0 SAC: 0 PB: 0
 3B: 0 DP: 0 SB: 0
 HR: 0 HBP: 0 CS: 0

Inning Stats	PITCHER	IP	WLS	BF	H	R	ER	SO	BB	IBB	HBP	BLK	WP	HR	S	P	ERA	WHIP

PITCHER	IP	WLS	BF	H	R	ER	SO	BB	IBB	HBP	BLK	WP	HR	S	P	ERA	WHIP

Batter	1	2	3	4	5	6	7	8	9	AB R H RBI BB SO LOB	TOP											
Craig Biggio, R (1, 7) OBP: 0.347, SLG: 0.477	1-0 G5-3		1-2 2B			0-1 F8		0-2 1-H E9		4 0 1 0 0 0 0												
Carlos Beltrán, S (1, 8) OBP: 0.373, SLG: 0.573	1-1 P2		2-3 K			1-3 K		2-3 K		4 0 0 0 0 3 2												
5 Jeff Bagwell, R (1, 3) OBP: 0.388, SLG: 0.480	1-2 1B				0-2 F9				2-1 G6-3	4 0 1 0 0 1 0												
17 Lance Berkman, S (1, 9) OBP: 0.452, SLG: 0.566	1-1 F8				1-3 K				3-2 F8	4 0 0 0 0 2 1												
Jeff Kent, R (1, 4) OBP: 0.343, SLG: 0.512		1-0 P3			0-1 1B				0-0 F8	4 0 1 0 0 1 0												
Mike Lamb, L (1, 5) OBP: 0.379, SLG: 0.557		3-3 K			2-3 K					3 0 0 0 0 3 1												
Jose Vizcaino, S (1, 6) OBP: 0.325, SLG: 0.396			1-3 K			0-0 P4			1-2 G6-3	3 0 0 0 0 1 0												
Raul Chavez, R (1, 2) OBP: 0.259, SLG: 0.255			1-3 K			1-2 G4-3			4-1 E BB	2 0 0 0 0 1 0												
2 Chris Burke, R (8, PH)										0 1 0 0 1 0 0												
Dan Wheeler, R (8, 1) OBP: 0.200, SLG: 0.200										0 0 0 0 0 0 0												
Carlos Hernández, S (1, 1) OBP: 0.125, SLG: 0.125			3-1 F9			2-3 K			1-3 K	2 0 0 0 0 1 0												
Chad Harville, R (6, 1)										0 0 0 0 0 0 0												
16 Jason Lane, R (8, PH) OBP: 0.317, SLG: 0.395										1 0 0 0 0 1 1												
Brad Ausmus, R (8, 2) OBP: 0.311, SLG: 0.336										0 0 0 0 0 0 0												
Inning Stats	R: 0 E: 0 K: 0 S: 8	H: 1 LOB: 1 BB: 0 P: 12	R: 0 E: 0 K: 2 S: 7	H: 0 LOB: 0 BB: 0 P: 12	R: 0 E: 0 K: 2 S: 12	H: 1 LOB: 1 BB: 0 P: 19	R: 0 E: 0 K: 2 S: 11	H: 1 LOB: 1 BB: 0 P: 14	R: 0 E: 0 K: 1 S: 9	H: 0 LOB: 0 BB: 0 P: 12	R: 0 E: 0 K: 2 S: 9	H: 0 LOB: 0 BB: 0 P: 12	R: 0 E: 0 K: 3 S: 9	H: 0 LOB: 0 BB: 0 P: 10	R: 1 E: 1 K: 2 S: 15	H: 0 LOB: 1 BB: 1 P: 23	R: 0 E: 0 K: 0 S: 6	H: 0 LOB: 0 BB: 0 P: 11	1B: 2 2B: 1 3B: 0 HR: 0	SF: 0 SAC: 0 DP: 0 HBP: 0	WP: 0 PB: 0 SB: 0 CS: 0	PA: 32
PITCHER	IP WLS BF H R ER SO BB IBB HBP BLK WP HR S P ERA WHIP																					
Oliver Pérez, L (1, 1) ERA: 3.01	8.0 W 29 3 1 0 14 1 0 0 0 0 0 0 80 114 0.00 0.500																					
Jose Mesa, R (9, 1) ERA: 3.3	1.0 S 3 0 0 0 0 0 0 0 0 0 0 0 6 11 0.00 0.000																					

Houston Astros @ Pittsburgh Pirates
PNC Park, Pittsburgh, PA
Thu Sep 09 2004, 5:05 PM EDT
Unknown - 68 F

livebaseballscorecards.com

AB	31
R	1
H	3
RBI	0
BB	1
SO	14
LOB	5



Batter	1	2	3	4	5	6	7	8	9
18 Jason Kendall, R OBP: 0.391, SLG: 0.372	3-2 G5-3	1-2 G3-1		3-2 SF7		4-2 BB		2-2 F8	
2 Jack Wilson, R OBP: 0.328, SLG: 0.462	0-1 L5	3-1 HBP		1-0 F9		1-2 F9			
Jason Bay, R OBP: 0.370, SLG: 0.576	4-2 HBP 1B	2-2 F9			1-1 G5-3		1-3 K		
Craig Wilson, R OBP: 0.360, SLG: 0.507 Daryle Ward, L OBP: 0.306, SLG: 0.508	2-0 HBP 1B		0-0 F9		1-2 F8		0-2 F9		
Tony Alvarez, R OBP: 0.343, SLG: 0.433 Tike Redman, L OBP: 0.300, SLG: 0.361	2-2 HBP 1B		4-1 BB		2-3 K		4-2 HBP 1B		
Ty Wigginton, R OBP: 0.322, SLG: 0.429	4-1 BB		0-1 SAFE F8		0-2 SAFE G5-3		3-2 SAFE HBP 1B		
19 José Bautista, R OBP: 0.284, SLG: 0.259 Rob Mackowiak, L OBP: 0.325, SLG: 0.430	1-3 K		1-0 SAFE P3		0-2 SAFE K		0-0 SAFE G4-3		
Jose Castillo, R OBP: 0.319, SLG: 0.389		0-0 HBP G3-1 SH1-4 1B		1-1 HBP SH5-4 18 SF7 2B		0-0 HBP 18 BB 1B		2-3 HBP K	
Oliver Pérez, L OBP: 0.250, SLG: 0.220 Bobby Hill, S OBP: 0.342, SLG: 0.330 Jose Mesa, R		1-1 HBP SH1-4		0-0 HBP SH5-4		0-0 HBP 18 BB 1B		0-1 HBP G6-3	

Inning Stats	R: 1 E: 0 K: 15 S: 15	H: 1 LOB: 3 BB: 2 P: 31	R: 0 E: 0 K: 10 S: 10	H: 1 LOB: 2 BB: 0 P: 17	R: 0 E: 0 K: 0 S: 5	H: 0 LOB: 1 BB: 1 P: 10	R: 1 E: 0 K: 0 S: 8	H: 1 LOB: 0 BB: 0 P: 13	R: 0 E: 0 K: 1 S: 8	H: 2 LOB: 3 BB: 1 P: 20	R: 1 E: 0 K: 1 S: 12	H: 1 LOB: 1 BB: 1 P: 20	R: 0 E: 0 K: 1 S: 9	H: 0 LOB: 0 BB: 0 P: 13
--------------	--------------------------------	----------------------------------	--------------------------------	----------------------------------	------------------------------	----------------------------------	------------------------------	----------------------------------	------------------------------	----------------------------------	-------------------------------	----------------------------------	------------------------------	----------------------------------

PITCHER	IP	WLS	BF	H	R	ER	SO	BB	IBB	HBP	BLK	WP	HR	S	P	ERA	WHIP
Carlos Hernández, L ERA: 5.74	(1, 1)	5.2	L	28	5	2	3	4	0	2	0	0	0	57	98	3.18	1.588
Chad Harville, R ERA: 4.88	(6, 1)	1.1		6	1	0	1	1	0	0	0	0	0	16	25	0.00	1.500
Dan Wheeler, R ERA: 4.31	(8, 1)	1.0		3	0	0	1	0	0	0	0	0	0	9	13	0.00	0.000

AB	R	H	RBI	BB	SO	LOB
3	0	0	1	1	0	1
3	0	0	0	0	0	3
3	1	0	0	1	1	2
3	0	0	0	0	0	0
0	0	0	0	0	0	0
2	0	1	1	1	1	0
0	1	0	0	1	0	0
3	0	1	1	1	0	1
3	0	0	0	0	2	4
1	0	0	0	0	0	1
4	1	3	0	0	1	0
1	0	1	0	0	0	0
1	0	0	0	0	0	0
0	0	0	0	0	0	0

AB	27
R	3
H	6
RBI	3
BB	5
SO	5
LOB	12

WP	PA
0	37
0	
1	
0	

Houston Astros @ Pittsburgh Pirates
PNC Park, Pittsburgh, PA
 Thu Sep 09 2004, 5:05 PM EDT
 Unknown - 68 F

livebaseballscorecards.com



Batter	1	2	3	4	5	6	7	8	9	AB R H RBI BB SO LOB	TOP	
Orlando Palmeiro, L (1, 7) OBP: 0.347, SLG: 0.355	1-2 L5		2-2 5 WP 1B BLK HBP		0-2 F7		1-1 SAFE SAFE FC6-4 17 2B 1-3	1-2 F8		4 2 1 0 0 0 1		
Carlos Beltrán, S (1, 8) OBP: 0.375, SLG: 0.576	1-1 L9		0-1 17 IBB BLK G1-4-3 1B		2-2 5 1B 3B		4-0 5 FC6-4 IBB	1-1 G6-3		4 2 2 0 1 0 0		
5 Jeff Bagwell, R (1, 3) OBP: 0.386, SLG: 0.477 Dan Miceli, R (9, 1) OBP: 0.500, SLG: 0.500	1-3 K		1-3 K		1-2 17 G4-6-3 1B		1-0 FC6-4 17 2B	1-3 K		5 1 1 2 0 3 4 0 0 0 0 0 0 0		
17 Lance Berkman, S (1, 9) OBP: 0.455, SLG: 0.571 Willy Taveras, R (9, 9)		2-1 G4-3 2B	4-0 G1-4-3 BLK 1B IBB		1-0 G4-6-3		2-0 1-H 3-H 2B	4-1 BB		3 1 2 2 2 0 1 0 0 0 0 0 0 0		
Mike Lamb, L (1, 5) OBP: 0.372, SLG: 0.545		3-2 G4-3 2B	1-2 G1-4-3			1-1 F8	1-3 K	1-2 G3		5 0 0 1 0 1 4		
Jose Vizcaino, S (1, 6) OBP: 0.324, SLG: 0.397		0-0 2B	0-2 G3			1-1 F8		0-0 E6 1B		4 2 1 1 0 0 1		
2 Chris Burke, R (1, 4) Chad Qualls, R (6, 1) 16 Jason Lane, R (8, PH) OBP: 0.315, SLG: 0.392 Russ Springer, R (8, 1) 4 Eric Bruntlett, R (9, 4) OBP: 0.308, SLG: 0.455 Brad Ausmus, R (1, 2) OBP: 0.313, SLG: 0.341		1-3 K		0-1 G5-3		0-1 P5		2-2 G5-3		3 0 0 0 0 1 1 0 0 0 0 0 0 0 1 0 0 0 0 0 1 0 0 0 0 0 0 0 0 0 0 0 0 0 0	AB 37 R 9 H 10 RBI 8 BB 3 SO 6 LOB 15	
Tim Redding, R (1, 1) OBP: 0.138, SLG: 0.138 Mike Gallo, L (5, 1) Jason Alfaro, R (6, 6) OBP: 0.500, SLG: 0.500		0-1 2B		0-2 F9		1-2 F9		2-2 2-H 1B		4 0 2 2 0 0 0		
		2-1 G5-3		0-1 G3		0-0 2B 5 FC6-4 1B		0-3 K		2 0 0 0 0 0 1 0 0 0 0 0 0 0 2 1 1 0 0 1 1		
Inning Stats	R: 0 H: 0 E: 0 LOB: 0 K: 1 BB: 0 S: 8 P: 11	R: 2 H: 3 E: 0 LOB: 1 K: 1 BB: 0 S: 14 P: 22	R: 2 H: 1 E: 0 LOB: 1 K: 1 BB: 1 S: 13 P: 21	R: 0 H: 0 E: 0 LOB: 0 K: 0 BB: 0 S: 7 P: 7	R: 1 H: 2 E: 0 LOB: 0 K: 0 BB: 0 S: 11 P: 15	R: 0 H: 0 E: 0 LOB: 0 K: 0 BB: 0 S: 6 P: 8	R: 3 H: 3 E: 0 LOB: 1 K: 1 BB: 1 S: 13 P: 22	R: 1 H: 1 E: 1 LOB: 1 K: 1 BB: 0 S: 16 P: 21	R: 0 H: 0 E: 0 LOB: 1 K: 1 BB: 1 S: 9 P: 16	1B: 4 SF: 0 2B: 5 SAC: 0 3B: 1 DP: 1 HR: 0 HBP: 1	WP: 1 PA: 41 PB: 0 SB: 0 CS: 0	
PITCHER	IP WLS BF H R ER SO BB IBB HBP BLK WP HR S P ERA WHIP											
Josh Fogg, R (1, 1) ERA: 5.03	6.2 L 30 8 8 8 3 0 2 1 1 1 0 0 68 99 10.80 1.200											
34 John Grabow, L (7, 1) ERA: 5.27	0.1 2 1 0 0 1 0 0 0 0 0 0 0 4 7 0.00 3.000											
Mark Corey, R (8, 1) ERA: 4.44	2.0 9 1 1 0 2 1 0 0 0 0 0 0 25 37 0.00 1.000											

Houston Astros @ Pittsburgh Pirates
PNC Park, Pittsburgh, PA
Thu Sep 09 2004, 5:10 PM EDT
Att. 10,495 - Cloudy - 66 F

livebaseballscorecards.com



Batter	1	2	3	4	5	6	7	8	9	AB	R	H	RBI	BB	SO	LOB
Tike Redman, L OBP: 0.300, SLG: 0.358 (1, 8)	G3		G1-6-3				K			3	0	0	0	1	1	3
2 Jack Wilson, R OBP: 0.328, SLG: 0.462 (1, 6) 12 Freddy Sanchez, R (8, 6)	P4			F7				F8		3	0	1	0	0	0	0
Rob Mackowiak, L OBP: 0.324, SLG: 0.427 (1, 5)	P5				G4-3			K		3	1	0	0	1	1	2
Daryle Ward, L OBP: 0.309, SLG: 0.519 (1, 3)								F9		3	1	1	2	1	0	0
Jason Bay, R OBP: 0.369, SLG: 0.575 (1, 7)		G4-3								4	0	1	0	0	1	1
Craig Wilson, R OBP: 0.360, SLG: 0.507 (1, 9)										4	0	1	0	0	1	1
11 Humberto Cota, R OBP: 0.278, SLG: 0.460 (1, 2)										4	0	1	0	0	2	2
Jose Castillo, R OBP: 0.315, SLG: 0.384 (1, 4)										4	0	0	0	0	1	2
Josh Fogg, R OBP: 0.068, SLG: 0.068 (1, 1) 34 John Grabow, L (7, 1) Abraham Nunez, S (7, PH) Mark Corey, R (8, 1)										2	0	0	0	0	0	2
										0	0	0	0	0	0	0
										1	0	1	0	0	0	0
										0	0	0	0	0	0	0


Inning Stats	R: 0	H: 0	E: 0	K: 10	S: 10	R: 0	H: 0	E: 0	K: 7	S: 7	R: 0	H: 1	E: 1	K: 0	S: 11	R: 2	H: 2	E: 0	K: 1	S: 14	R: 0	H: 1	E: 0	K: 10	S: 10	R: 0	H: 0	E: 0	K: 7	S: 7	R: 0	H: 1	E: 0	K: 1	S: 12	R: 0	H: 0	E: 0	K: 9	S: 9	R: 0	H: 1	E: 0	K: 2	S: 12	R: 0	H: 1	E: 0	K: 2	S: 12	1B: 2	2B: 3	3B: 0	HR: 1	SF: 0	SAC: 0	DP: 2	HBP: 0	WP: 0	PB: 0	SB: 1	CS: 0	PA: 35
--------------	------	------	------	-------	-------	------	------	------	------	------	------	------	------	------	-------	------	------	------	------	-------	------	------	------	-------	-------	------	------	------	------	------	------	------	------	------	-------	------	------	------	------	------	------	------	------	------	-------	------	------	------	------	-------	-------	-------	-------	-------	-------	--------	-------	--------	-------	-------	-------	-------	--------

PITCHER	IP	WLS	BF	H	R	ER	SO	BB	IBB	HBP	BLK	WP	HR	S	P	ERA	WHIP
Tim Redding, R (1, 1) ERA: 5.64	4.2		20	4	2	2	2	3	0	0	0	0	1	49	83	3.86	1.500
Mike Gallo, L (5, 1) ERA: 4.93	0.2	W	2	0	0	0	0	0	0	0	0	0	0	4	8	0.00	0.000
Chad Qualls, R (6, 1) ERA: 4.66	1.2	H	6	1	0	0	2	0	0	0	0	0	0	18	27	0.00	0.600
Russ Springer, R (8, 1) ERA: 1.5	1.0		3	0	0	0	1	0	0	0	0	0	0	9	12	0.00	0.000
Dan Miceli, R (9, 1) ERA: 3.97	1.0		4	1	0	0	2	0	0	0	0	0	0	12	18	0.00	1.000

BOTTOM

Houston Astros @ Pittsburgh Pirates
PNC Park, Pittsburgh, PA
Thu Sep 09 2004, 5:10 PM EDT
Att: 10,495 - Cloudy - 66 F

AB	32
R	2
H	6
RBI	2
BB	3
SO	7
LOB	13



PITCHER	IP	WLS	BF	H	R	ER	SO	BB	IBB	HBP	BLK	WP	HR	S	P	ERA	WHIP
---------	----	-----	----	---	---	----	----	----	-----	-----	-----	----	----	---	---	-----	------

Batter	1	2	3	4	5	6	7	8	9	AB R H RBI BB SO LOB	TOP											
Craig Biggio, R (1, 7) OBP: 0.346, SLG: 0.475	2-1 B1-3		1-2 FC6-4			0-0 G1-6-3 1B			2-3 K	4 0 1 0 0 1 1												
Carlos Beltrán, S (1, 8) OBP: 0.376, SLG: 0.577	1-2 G6-3			2-2 17 G1-3 1B 2B		0-1 G1-6-3			4-2 5 G6-3 BB	3 1 1 0 1 0 1												
5 Jeff Bagwell, R (1, 3) OBP: 0.383, SLG: 0.473	1-1 F9			2-2 F8			0-0 F7		0-0 G6-3	4 0 0 0 0 0 2												
17 Lance Berkman, S (1, 9) OBP: 0.455, SLG: 0.569		4-0 G6-4-3 BB		0-1 G1-3		0-0 F7				2 0 0 0 1 0 1												
Jeff Kent, R (1, 4) OBP: 0.343, SLG: 0.511		2-1 G6-4-3		0-0 CS 1B		1-1 G5-3				3 0 1 1 0 0 1												
Mike Lamb, L (1, 5) OBP: 0.367, SLG: 0.538		3-3 K		0-1 CS 1-2	2-2 F8			1-3 K		3 0 0 0 0 2 0												
Jose Vizcaino, S (1, 6) OBP: 0.324, SLG: 0.397			2-0 FC2-6 1B		2-0 G3			0-0 G5-3		3 0 1 0 0 0 0												
Brad Ausmus, R (1, 2) OBP: 0.313, SLG: 0.341		1 SAFE 1 SAFE 3-2 F9		0-0 G6-3		0-0 G6-3		0-0 1B		3 0 1 0 0 0 1												
Pete Munro, R (1, 1) OBP: 0.133, SLG: 0.074			0-1 FC2-6			1-3 K		0-1 F9		1 0 0 0 0 0 1												
2 Chris Burke, R (6, PH)										1 0 0 0 0 1 0												
Brandon Duckworth, R (6, 1) OBP: 0.300, SLG: 0.222										0 0 0 0 0 0 0												
Orlando Palmeiro, L (8, PH) OBP: 0.345, SLG: 0.352										1 0 0 0 0 0 1												
Dan Wheeler, R (8, 1) OBP: 0.200, SLG: 0.200										0 0 0 0 0 0 0												
Inning Stats	R: 0 E: 0 K: 0 S: 7	H: 0 LOB: 0 BB: 0 P: 11	R: 0 E: 0 K: 1 S: 8	H: 0 LOB: 0 BB: 1 P: 17	R: 0 E: 0 K: 0 S: 9	H: 1 LOB: 1 BB: 0 P: 15	R: 1 E: 0 K: 0 S: 13	H: 2 LOB: 0 BB: 0 P: 17	R: 0 E: 0 K: 0 S: 5	H: 0 LOB: 0 BB: 0 P: 9	R: 0 E: 0 K: 1 S: 10	H: 1 LOB: 0 BB: 0 P: 11	R: 0 E: 0 K: 0 S: 4	H: 0 LOB: 0 BB: 0 P: 5	R: 0 E: 0 K: 1 S: 7	H: 1 LOB: 1 BB: 0 P: 8	R: 0 E: 0 K: 1 S: 7	H: 0 LOB: 0 BB: 1 P: 13	1B: 4 2B: 1 3B: 0 HR: 0	SF: 0 SAC: 0 DP: 3 HBP: 0	WP: 0 PB: 0 SB: 0 CS: 1	PA: 31
PITCHER	IP WLS BF H R ER SO BB IBB HBP BLK WP HR S P ERA WHIP																					
John Van Benschoten, R (1, 1) ERA: 5.08	8.0 W 27 5 1 1 3 1 0 0 0 0 0 0 63 93 1.12 0.750																					
16 Salomon Torres, R (9, 1) ERA: 2.61	1.0 3 0 0 0 1 1 0 0 0 0 0 0 7 13 0.00 1.000																					

Houston Astros @ Pittsburgh Pirates
PNC Park, Pittsburgh, PA
Fri Sep 10 2004, 7:05 PM EDT
Att. 26,097 - Cloudy - 70 F

livebaseballscorecards.com

AB	28
R	1
H	5
RBI	1
BB	2
SO	4
LOB	9



Batter	1	2	3	4	5	6	7	8	9	AB	R	H	RBI	BB	SO	LOB
18 Jason Kendall, R OBP: 0.392, SLG: 0.375 (1, 2)	G1-3		2B	E8			G5-3			4	1	2	1	0	0	0
2 Jack Wilson, R OBP: 0.331, SLG: 0.467 (1, 6)	FC6-4		1B	F9			2B			4	1	3	1	0	0	1
Jason Bay, R OBP: 0.365, SLG: 0.568 (1, 7)	P6		G5-3				F7			4	0	0	0	0	0	3
Daryle Ward, L OBP: 0.312, SLG: 0.523 (1, 3)	FC6-4		1B	F7			F7			4	1	2	1	0	0	1
Craig Wilson, R OBP: 0.359, SLG: 0.505 (1, 9)		G6-3	G5-3							4	0	1	1	0	1	1
Abraham Nunez, S OBP: 0.291, SLG: 0.329 (8, PR)										0	1	0	0	0	0	0
Rob Mackowiak, L OBP: 0.324, SLG: 0.427 (9, 9)										0	0	0	0	0	0	0
Tike Redman, L OBP: 0.303, SLG: 0.364 (1, 8)		F7		1B			K			4	1	3	0	0	1	0
Ty Wigginton, R OBP: 0.321, SLG: 0.427 (1, 5)		F7		18 E			G5-3			4	1	1	0	0	0	3
Jose Castillo, R OBP: 0.315, SLG: 0.383 (1, 4)		G6-3		G6-3			F8			4	0	1	2	0	0	2
John Van Benschoten, R OBP: 0.222, SLG: 0.500 (1, 1)			G6-3				F9			3	0	0	0	0	1	1
Bobby Hill, S OBP: 0.340, SLG: 0.329 (8, PH)										1	0	0	0	0	0	2
16 Salomon Torres, R OBP: 0.500, SLG: 1.000 (9, 1)										0	0	0	0	0	0	0


Inning Stats		R: 0	H: 1	R: 0	H: 1	R: 2	H: 3	R: 2	H: 3	R: 0	H: 0	R: 0	H: 0	R: 0	H: 1	R: 2	H: 4
E: 0		E: 0	LOB: 1	E: 0	LOB: 1	E: 0	LOB: 1	E: 1	LOB: 1	E: 0	LOB: 0	E: 0	LOB: 0	E: 0	LOB: 1	E: 0	LOB: 1
K: 0		K: 0	BB: 0	K: 0	BB: 0	K: 0	BB: 0	K: 1	BB: 0	K: 1	BB: 0	K: 0	BB: 0	K: 0	BB: 0	K: 0	BB: 0
S: 11		S: 10	P: 16	S: 10	P: 15	S: 13	P: 19	S: 13	P: 17	S: 6	P: 7	S: 11	P: 14	S: 10	P: 17	S: 13	P: 20

BOTTOM

Houston Astros @ Pittsburgh Pirates
PNC Park, Pittsburgh, PA
Fri Sep 10 2004, 7:05 PM EDT
Att: 26,097 - Cloudy - 70 F

AB	36
R	6
H	13
RBI	6
BB	0
SO	3
LOB	14

WP: 0 PA: 36
PB: 0
SB: 1
CS: 0



PITCHER	IP	WLS	BF	H	R	ER	SO	BB	IBB	HBP	BLK	WP	HR	S	P	ERA	WHIP
Pete Munro, R ERA: 5.28 (1, 1)	5.0	L	23	8	4	4	2	0	0	0	0	0	0	53	74	7.20	1.600
Brandon Duckworth, R ERA: 6.37 (6, 1)	2.0		7	1	0	0	1	0	0	0	0	0	0	21	31	0.00	0.500
Dan Wheeler, R ERA: 4.55 (8, 1)	1.0		6	4	2	2	0	0	0	0	0	0	0	13	20	18.00	4.000

Batter	1	2	3	4	5	6	7	8	9	AB R H RBI BB SO LOB	TOP									
Craig Biggio, R OBP: 0.347, SLG: 0.480 (1, 7) B X	1-0 HR		1-1 F7		0-1 L5		1-3 K		0-1 G4-3 1B	5 1 2 2 0 1 1										
Carlos Beltrán, S OBP: 0.376, SLG: 0.576 (1, 8) B C C S	1-3 K		0-1 2B		4-1 5 BB		0-1 G6-3		0-2 G4-3 1B 1-2 2-3	4 0 1 0 1 1 2										
5 Jeff Bagwell, R OBP: 0.384, SLG: 0.471 (1, 3) F B B X	2-1 17 G4-6-3 1B		4-2 BB		1-0 1 SAFE 17 1B FC8-4-6 1-2f			2-2 F8	2-0 P4	4 0 1 0 1 0 3										
17 Lance Berkman, S OBP: 0.453, SLG: 0.566 (1, 9) B B X	2-0 G4-6-3 1-2f		2-3 BB		3-0 1 SAFE 1-3 1B			2-0 G4-3		4 0 1 0 0 1 4										
Jeff Kent, R OBP: 0.343, SLG: 0.508 (1, 4) B X		1-0 P3		0-2 F9	1-1 F8			0-0 1B		4 0 1 0 0 0 2										
Mike Lamb, L OBP: 0.366, SLG: 0.538 (1, 5) X		0-0 F8		3-2 WP 2B		2-2 G6-3		3-2 G4-3		4 0 1 0 0 0 1										
Jose Vizcaino, S OBP: 0.323, SLG: 0.393 (1, 6) C B F		1-3 K		4-0 2-3 BB		0-1 P5			2-3 K	3 0 0 0 1 2 0										
Brad Ausmus, R OBP: 0.313, SLG: 0.340 (1, 2) B C X			1-1 G5-3	0-2 P4		0-0 F8			1-2 1B 1B	4 1 1 0 0 0 2										
41 Brandon Backe, R OBP: 0.417, SLG: 0.600 (1, 1) Chad Harville, R OBP: 0.330, SLG: 0.407 (7, PH) Morgan Ensberg, R OBP: 0.330, SLG: 0.407 (7, 1) Russ Springer, R OBP: 0.330, SLG: 0.407 (8, 1) Dan Miceli, R OBP: 0.500, SLG: 0.500 (9, PH) Jason Alvario, R OBP: 0.667, SLG: 0.667 (9, PH)			1-2 2B HBP	1-2 L4		0-1 G6-3			1-0 G4-3 1B 1B	1 0 0 0 0 0 0 2 0 0 0 0 0 0 0 0 1 0 1 0 1 0 0 0 0 0										
Inning Stats	R: 1 E: 0 K: 1 S: 7	H: 2 LOB: 0 BB: 0 P: 13	R: 0 E: 0 K: 1 S: 5	H: 0 LOB: 0 BB: 0 P: 7	R: 0 E: 0 K: 1 S: 17	H: 1 LOB: 3 BB: 1 P: 26	R: 0 E: 0 K: 0 S: 16	H: 1 LOB: 2 BB: 1 P: 24	R: 0 E: 0 K: 0 S: 7	H: 0 LOB: 0 BB: 0 P: 9	R: 0 E: 0 K: 1 S: 7	H: 0 LOB: 0 BB: 0 P: 8	R: 0 E: 0 K: 0 S: 8	H: 1 LOB: 1 BB: 0 P: 15	R: 1 E: 0 K: 1 S: 13	H: 3 LOB: 2 BB: 0 P: 19	1B: 6 2B: 2 3B: 0 HR: 1	SF: 0 SAC: 0 DP: 1 HBP: 1	WP: 1 PB: 0 SB: 0 CS: 0	PA: 39
PITCHER	IP WLS BF H R ER SO BB IBB HBP BLK WP HR S P ERA WHIP																			
Ryan Vogelsong, R ERA: 6.55 (1, 1)	6.0 W 26 5 1 1 3 3 0 1 1 59 95 1.50 1.333																			
16 Salomon Torres, R ERA: 2.54 (7, 1)	2.0 7 1 0 0 1 0 0 0 0 0 0 15 23 0.00 0.500																			
Michael Gonzalez, L ERA: 1.29 (9, 1)	0.1 3 2 1 1 1 0 0 0 0 0 0 7 11 27.00 6.000																			
Jose Mesa, R ERA: 3.27 (9, 1)	0.2 S 3 1 0 0 0 0 0 0 0 0 0 6 8 0.00 1.500																			

Houston Astros @ Pittsburgh Pirates
PNC Park, Pittsburgh, PA
Sat Sep 11 2004, 1:35 PM EDT
Att. 14,877 - Sunny - 72 F

livebaseballscorecards.com

AB	35
R	2
H	9
RBI	2
BB	3
SO	5
LOB	17



Batter	1	2	3	4	5	6	7	8	9
18 Jason Kendall, R OBP: 0.396, SLG: 0.380	4-1 HR BB	1-2 F8			2-2 2B	1-1 2 1B 1B		2-2 2 BB 1B	
2 Jack Wilson, R OBP: 0.333, SLG: 0.467	1-2 E7 HR		1-1 FC6-4 1B		2-1 G5-3	1-1 1B		4-2 1B BB	
Jason Bay, R OBP: 0.366, SLG: 0.577	1-1 HR		0-3 K		0-0 2B	3-3 K		1-0 G1-3	
Daryle Ward, L OBP: 0.315, SLG: 0.520	0-1 F9		2-3 K		4-0 IBB		2-1 G6-4-3 1B		
Craig Wilson, R OBP: 0.356, SLG: 0.501 Michael Gonzalez, R OBP: 1.000, SLG: 2.000 Jose Mesa, R	0-3 K		0-0 FC6-4		2-3 K		0-0 G6-4-3		
Tike Redman, L OBP: 0.305, SLG: 0.367	2-1 G4-3			0-0 B1-3		0-0 1B 18 1B	1-2 2B		
Ty Wigginton, R OBP: 0.321, SLG: 0.426		2-0 SH1-4 1B		1-2 G4-3		1 SAFE D 1 SAFE F 1 SAFE S	2-3 K	1-2 F9	
Jose Castillo, R OBP: 0.311, SLG: 0.378		0-2 F9		1-2 G1-3		1 SAFE S D 1 SAFE X	1-1 F8	1-1 G6-3	
Ryan Vogelsong, R OBP: 0.290, SLG: 0.321 Bobby Hill, S OBP: 0.343, SLG: 0.332 16 Salomon Torres, R OBP: 0.500, SLG: 1.000 Rob Mackowiak, L OBP: 0.323, SLG: 0.426		0-0 SH1-4			0-3 K	0-0 2 1B 18 1B		2-3 K	

Inning Stats	R: 3	H: 1	E: 1	LOB: 0	K: 1	S: 16	P: 24	R: 0	H: 1	E: 0	LOB: 1	K: 0	S: 10	P: 13	R: 0	H: 1	E: 0	LOB: 1	K: 2	S: 10	P: 13	R: 0	H: 0	E: 0	LOB: 0	K: 0	S: 9	P: 11	R: 1	H: 2	E: 0	LOB: 2	K: 2	S: 13	P: 23	R: 1	H: 4	E: 0	LOB: 3	K: 2	S: 15	P: 23	R: 0	H: 2	E: 0	LOB: 1	K: 0	S: 12	P: 16	R: 0	H: 1	E: 0	LOB: 2	K: 1	S: 14	P: 24
--------------	------	------	------	--------	------	-------	-------	------	------	------	--------	------	-------	-------	------	------	------	--------	------	-------	-------	------	------	------	--------	------	------	-------	------	------	------	--------	------	-------	-------	------	------	------	--------	------	-------	-------	------	------	------	--------	------	-------	-------	------	------	------	--------	------	-------	-------

PITCHER	IP	WLS	BF	H	R	ER	SO	BB	IBB	HBP	BLK	WP	HR	S	P	ERA	WHIP
41 Brandon Backe, R ERA: 4.44	(1, 1)	5.2	L	27	7	5	4	6	1	1	0	0	0	66	95	6.35	1.412
Chad Harville, R ERA: 4.85	(6, 1)	0.1		3	2	0	1	0	0	0	0	0	0	7	12	0.00	6.000
Russ Springer, R ERA: 1.29	(7, 1)	1.0		4	2	0	0	0	0	0	0	0	0	12	16	0.00	2.000
Dan Miceli, R ERA: 3.91	(8, 1)	1.0		5	1	0	1	1	0	0	0	0	0	14	24	0.00	2.000

AB	R	H	RBI	BB	SO	LOB
4	2	3	1	1	0	1
4	1	2	0	1	0	2
5	1	2	4	0	2	6
3	0	1	0	1	1	1
4	0	0	0	0	2	4
0	0	0	0	0	0	0
0	0	0	0	0	0	0
4	1	2	0	0	0	0
4	0	1	0	0	1	2
4	0	0	0	0	0	2
1	0	0	0	0	1	0
1	0	1	0	0	0	0
0	0	0	0	0	0	0
1	0	0	0	0	1	0

WP	PA	39
1B: 8	SF: 0	
2B: 3	SAC: 1	
3B: 0	DP: 1	
HR: 1	HBP: 0	
WP: 0	PA: 39	
PB: 0		
SB: 0		
CS: 0		

Houston Astros @ Pittsburgh Pirates
PNC Park, Pittsburgh, PA
Sat Sep 11 2004, 1:35 PM EDT
Att. 14,877 - Sunny - 72 F

AB	35
R	5
H	12
RBI	5
BB	3
SO	8
LOB	18




Batter	1	2	3	4	5	6	7	8	9	10	AB	R	H	RBI	BB	SO	LOB	TOP				
Craig Biggio, R (1, 7) 54 Brad Lodge, R (8, 1) 16 Jason Lane, R (10, PH) Dan Wheeler, R (10, 1) Mike Gallo, L (10, 1) Chad Qualls, R (10, 1)	0-1 G6-3			1-1 F7			1-2 5 1B 1B	3-2 FC5-2		1-0 2B	4	1	1	0	0	0	2					
Carlos Beltrán, S (1, 8) OBP: 0.376, SLG: 0.574	1-3 K			1-1 G2-3			3-1 5 1B 17 SF9 1B	1-0 P4		4-0 3-H 5 G5-4-3 IBB	4	1	1	0	1	1	2					
5 Jeff Bagwell, R (1, 3) OBP: 0.382, SLG: 0.468	0-0 G6-3			2-3 K			1-0 G6-4-3 1B		0-1 F8	1-1 G5-4-3	5	0	1	1	0	1	2					
17 Lance Berkman, S (1, 9) OBP: 0.450, SLG: 0.563		2-3 K			1-0 L5		0-1 SF9		1-0 P6		3	0	0	1	0	1	0					
Jeff Kent, R (1, 4) OBP: 0.344, SLG: 0.506 2 Chris Burke, R (9, PR) (9, 4)		4-2 G4-6-3 BB			1-1 L7		3-H 2-0 G6-4-3		4-1 1B BB		2	0	0	0	2	0	1					
Mike Lamb, L (1, 5) OBP: 0.368, SLG: 0.537		2-2 G4-6-3 1-2f			0-0 G4-3				0-1 SH1-3 E 1B	1-2 FC6-4 1B	4	1	2	0	0	0	1					
Jason Alfaró, R (1, 6) OBP: 0.400, SLG: 0.400 Brad Ausmus, R (8, 2) OBP: 0.312, SLG: 0.339			1-3 K			0-0 G1-3		1 SAFE 1 SAFE SH1-3	0-1 FC6-4		2	0	0	0	0	1	0					
Raul Chavez, R (1, 2) OBP: 0.255, SLG: 0.252 Jose Vizcaino, S (8, PH) OBP: 0.322, SLG: 0.391 4 Eric Bruntlett, R (8, PR) (8, 6)			0-1 G6-3			2-2 G4-3		1-0 FC6 S 1B		0-0 SH1-4 16 2B 2B	2	0	0	0	0	0	0					
44 Roy Oswalt, R (1, 1) OBP: 0.194, SLG: 0.161 Orlando Palmeiro, L (8, PH) OBP: 0.345, SLG: 0.352 Morgan Ensberg, R (8, PH) OBP: 0.332, SLG: 0.408 Willy Taveras, R (8, PR) (8, 7)			1-3 K			0-0 G4-3		3-0 S WP FC5-2 1B		3-1 SH1-4	2	0	0	0	0	1	0					
Inning Stats	R: 0 E: 0 K: 1 S: 6	H: 0 LOB: 0 BB: 0 P: 7	R: 0 E: 0 K: 1 S: 10	H: 0 LOB: 0 BB: 1 P: 18	R: 0 E: 0 K: 2 S: 9	H: 0 LOB: 0 BB: 0 P: 11	R: 0 E: 0 K: 1 S: 9	H: 0 LOB: 0 BB: 0 P: 13	R: 0 E: 0 K: 0 S: 4	H: 0 LOB: 0 BB: 0 P: 6	R: 2 E: 0 K: 0 S: 9	H: 3 LOB: 0 BB: 0 P: 16	R: 2 E: 1 K: 0 S: 9	H: 2 LOB: 2 BB: 0 P: 17	R: 0 E: 0 K: 0 S: 8	H: 1 LOB: 2 BB: 1 P: 14	R: 1 E: 0 K: 0 S: 6	H: 2 LOB: 1 BB: 1 P: 15	1B: 6 2B: 2 3B: 0 HR: 0	SF: 1 SAC: 2 DP: 3 HBP: 0	WP: 1 PB: 0 SB: 2 CS: 0	PA: 39
PITCHER	IP WLS BF H R ER SO BB IBB HBP BLK WP HR S P ERA WHIP	IP WLS BF H R ER SO BB IBB HBP BLK WP HR S P ERA WHIP																				
Dave Williams, L (1, 1) ERA: 4.56	7.0	23	3	2	2	5	1	0	0	0	0	0	0	0	0	0	0	0	2.57	0.571		
Brian Meadows, R (8, 1) ERA: 3.51	0.1	3	1	2	1	0	0	0	0	0	0	0	0	0	0	0	0	0	27.00	3.000		
Michael Gonzalez, L (8, 1) ERA: 1.26	0.2	3	1	0	0	0	0	0	0	0	0	1	0	5	12	0.00	1.500					
Mark Corey, R (8, 1) ERA: 4.26	1.0	5	1	0	0	0	1	0	0	0	0	0	0	8	14	0.00	2.000					
Jose Mesa, R (10, 1) ERA: 3.36	1.0	L 5	2	1	1	0	0	1	0	0	0	0	0	6	15	9.00	2.000					

Houston Astros @ Pittsburgh Pirates
 PNC Park, Pittsburgh, PA
 Sun Sep 12 2004, 7:05 PM EDT
 Att. 11,521 - Sunny - 73 F

livebaseballscores.com

AB 33
 R 5
 H 8
 RBI 4
 BB 3
 SO 5
 LOB 10



Batter	1	2	3	4	5	6	7	8	9	10	AB R H RBI BB SO LOB	BOTTOM																	
18 Jason Kendall, R OBP: 0.394, SLG: 0.378 (1, 2)	G5-3		FC5-4 1B	FC4-6 1-2f			K		F8		5 0 1 0 0 1 1	Houston Astros @ Pittsburgh Pirates PNC Park, Pittsburgh, PA Sun Sep 12 2004, 7:05 PM EDT Att: 11,521 - Sunny - 73 F AB 41 R 4 H 13 RBI 3 BB 3 SO 7 LOB 20 																	
2 Jack Wilson, R OBP: 0.332, SLG: 0.465 (1, 6)	G3-1		FC5-4 1B			P5	G5-3				5 1 1 0 0 0 1																		
Rob Mackowiak, L OBP: 0.326, SLG: 0.425 (1, 9) Jose Mesa, R (10, 1)			1B					K	K		3 0 1 0 2 2 1 0 0 0 0 0 0 0																		
Daryle Ward, L OBP: 0.309, SLG: 0.510 (1, 3)	F9		K			F9		F9	P4		5 0 0 0 0 1 5																		
Jason Bay, R OBP: 0.369, SLG: 0.578 (1, 7)		G6-4-3 1B		K		K		1B			5 2 3 1 0 1 1																		
Tike Redman, L OBP: 0.308, SLG: 0.371 (1, 8)		G6-4-3 2B	G4-3			B1-3		FC5-4 1B			5 0 3 0 0 0 2																		
Bobby Hill, S OBP: 0.349, SLG: 0.336 (1, 5) Ty Wigginton, R (10, PH) OBP: 0.322, SLG: 0.427		G6-4-3 BB		18 FC4-6 1B		G3					3 0 2 1 1 0 0 1 0 1 0 0 0 0																		
Abraham Nunez, S OBP: 0.282, SLG: 0.319 (1, 4)		G6-4-3		K		G6-3		FC5			5 0 0 0 0 1 7																		
Dave Williams, L OBP: 0.167, SLG: 0.167 (1, 1) Tony Alvarez, R (7, PH) OBP: 0.333, SLG: 0.419 (8, 1) Brian Meadows, R (8, 1) Michael Gonzalez, R (8, 1) Mark Corey, R (9, 1) Craig Wilson, R (9, PH) OBP: 0.358, SLG: 0.508 (10, 9)		K		B1			G3-1		HR		2 0 0 0 0 1 2 1 0 1 1 1 1 0 0 0																		
Inning Stats	R: 0 H: 0 E: 0 K: 0 S: 9	H: 0 LOB: 1 BB: 1 P: 17	R: 1 H: 2 E: 0 K: 1 S: 14	H: 2 LOB: 1 BB: 1 P: 24	R: 1 H: 3 E: 0 K: 1 S: 15	H: 3 LOB: 2 BB: 0 P: 20	R: 0 H: 1 E: 0 K: 1 S: 8	H: 1 LOB: 1 BB: 0 P: 13	R: 0 H: 0 E: 0 K: 0 S: 10	H: 0 LOB: 0 BB: 0 P: 16	R: 0 H: 0 E: 0 K: 0 S: 8		H: 0 LOB: 0 BB: 0 P: 11	R: 0 H: 0 E: 0 K: 1 S: 9	H: 0 LOB: 0 BB: 0 P: 14	R: 1 H: 3 E: 0 K: 1 S: 13	H: 3 LOB: 2 BB: 0 P: 19	R: 1 H: 2 E: 0 K: 1 S: 10	H: 2 LOB: 1 BB: 0 P: 13	R: 0 H: 2 E: 0 K: 0 S: 9	H: 1 LOB: 1 BB: 0 P: 12	1B: 11 SF: 0 2B: 1 SAC: 0 3B: 0 DP: 2 HR: 1 HBP: 0	WP: 0 PA: 44 PB: 0 SB: 0 CS: 0						
PITCHER	IP WLS BF H R ER SO BB IBB HBP BLK WP HR S P ERA WHIP																												
44 Roy Oswalt, R (1, 1) ERA: 3.55	7.0		29	6	2	2	5	3	0	0	0	0	0	0	73	115	2.57	1.286											
54 Brad Lidge, R (8, 1) ERA: 2.2	2.0	W	11	5	2	2	2	0	0	0	0	0	1	23	32	9.00	2.500												
Dan Wheeler, R (10, 1) ERA: 4.53	0.1	H	2	1	0	0	0	0	0	0	0	0	0	6	9	0.00	3.000												
Mike Gallo, L (10, 1) ERA: 4.93	0.0		1	1	0	0	0	0	0	0	0	0	0	1	1	∞	∞												
Chad Qualls, R (10, 1) ERA: 4.5	0.2	S	1	0	0	0	0	0	0	0	0	0	0	2	2	0.00	0.000												

Batter	1	2	3	4	5	6	7	8	9	AB R H RBI BB SO LOB	TOP											
18 Jason Kendall, R OBP: 0.395, SLG: 0.379 (1, 2)	1-1 G1-3		1-1 1B		3-2 P3			2-0 2B 1B		4 1 2 0 0 0 1	Pittsburgh Pirates @ Chicago Cubs Wrigley Field, Chicago, IL Mon Sep 13 2004, 7:05 PM CDT Att. 38,326 - Sunny - 83 F											
2 Jack Wilson, R OBP: 0.333, SLG: 0.465 (1, 6)	0-2 F9		3-1 1B			1-2 G5-3		0-1 2B 1B		4 1 2 0 0 0 0												
Daryle Ward, L OBP: 0.308, SLG: 0.510 (1, 3)	2-3 K		2-2 G4-3			1-2 G4-3		2-2 2B		4 0 1 2 0 1 2												
Craig Wilson, R OBP: 0.357, SLG: 0.508 (1, 9)		1-1 G5-3		0-1 G1-3		1-1 2B		1-2 G5-3		4 0 1 0 0 0 1												
Jason Bay, R OBP: 0.370, SLG: 0.578 (1, 7)		2-2 2B		2-2 G6-3		4-2 BB		1-2 FC6-5-4		3 0 1 0 1 0 1												
Tike Redman, L OBP: 0.305, SLG: 0.368 (1, 8)		0-0 F8		2-2 P6		0-0 FC6-4		1-1 G3-1		4 0 0 0 0 0 4												
Ty Wigginton, R OBP: 0.320, SLG: 0.423 (1, 5)		0-0 L6			0-0 F8		0-2 P4		1-3 K	4 0 0 0 0 1 1												
Jose Castillo, R OBP: 0.309, SLG: 0.375 (1, 4)			1-2 G6-3		0-2 F8		0-0 G6-3		1-3 K	3 0 0 0 0 0 0												
Bobby Hill, S OBP: 0.348, SLG: 0.335 (9, PH)										1 0 0 0 0 1 0												
Frank Brooks, L (1, 1)			0-2 K		0-0 2B		0-1 G4-3		3-2 G4-3	0 0 0 0 0 0 0												
Nelson Figueroa, R (2, 1)										1 0 0 0 0 1 0												
Abraham Nunez, S (5, PH)										1 0 1 0 0 0 0												
Mark Corey, R (5, 1)										0 0 0 0 0 0 0												
J.R. House, R (7, PH)										1 0 0 0 0 0 0												
34 John Grabow, L (7, 1)										0 0 0 0 0 0 0												
Brian Meadows, R (8, 1)										0 0 0 0 0 0 0												
Rob Mackowiak, L (9, PH)										1 0 0 0 0 0 0												
Inning Stats	R: 0 E: 0 K: 1 S: 9	H: 0 LOB: 0 BB: 0 P: 12	R: 0 E: 0 K: 0 S: 7	H: 1 LOB: 1 BB: 0 P: 10	R: 0 E: 0 K: 1 S: 14	H: 2 LOB: 2 BB: 0 P: 21	R: 0 E: 0 K: 0 S: 8	H: 0 LOB: 0 BB: 0 P: 12	R: 0 E: 0 K: 0 S: 10	H: 1 LOB: 1 BB: 0 P: 13	R: 0 E: 0 K: 0 S: 11	H: 1 LOB: 2 BB: 1 P: 18	R: 0 E: 0 K: 0 S: 6	H: 0 LOB: 0 BB: 0 P: 6	R: 2 E: 0 K: 0 S: 16	H: 3 LOB: 1 BB: 0 P: 23	R: 0 E: 0 K: 2 S: 11	H: 0 LOB: 0 BB: 0 P: 16	1B: 4 2B: 4 3B: 0 HR: 0	SF: 0 SAC: 0 DP: 0 HBP: 0	WP: 0 PB: 0 SB: 1 CS: 0	PA: 36
PITCHER	IP WLS BF H R ER SO BB IBB HBP BLK WP HR S P ERA WHIP																					
Greg Maddux, R (1, 1)	7.0 W 27 5 0 0 2 1 0 0 0 0 0 0 65 92 0.00 0.857																					
46 Ryan Dempster, R (8, 1)	1.0 6 3 2 2 0 0 0 0 0 0 0 0 16 23 18.00 3.000																					
LaTroy Hawkins, R (9, 1)	1.0 3 0 0 0 0 2 0 0 0 0 0 0 11 16 0.00 0.000																					

AB	35
R	2
H	8
RBI	2
BB	1
SO	4
LOB	10



Batter	1	2	3	4	5	6	7	8	9	10	11	12	AB R H RBI BB SO LOB	TOP										
18 Jason Kendall, R OBP: 0.395, SLG: 0.378	4-1 SH1-3 2 BB BB	2-1 BB 2 1B		3-2 L7			1-2 G4-3			X 0-0 F8			4 0 1 0 1 0 0	Pittsburgh Pirates @ Chicago Cubs Wrigley Field, Chicago, IL Tue Sep 14 2004, 7:05 PM CDT Att. 38,676 - Cloudy - 82 F										
2 Jack Wilson, R OBP: 0.334, SLG: 0.464	4-1 SH1-3 1-2 BB	0-1 BB 1-2 1B		1-0 F7			2-3 K			B X 1-0 F7			4 0 1 1 1 1 0											
Jason Bay, R OBP: 0.371, SLG: 0.576	0-1 SH1-3	4-2 BB				1-3 K		1-1 G2-3		B X 1-0 L9-3 1B			3 0 1 0 1 1 0											
Daryle Ward, L OBP: 0.310, SLG: 0.506	4-2 BB	1-3 K				1-1 G6-4-3 1B		2-3 K		C 1 SAFE F7			4 0 1 0 1 2 4											
Craig Wilson, R OBP: 0.354, SLG: 0.504	1-2 G6-4-3		1-2 F8			1-1 G6-4-3		3-1 P4		C 1-2 L9-3			4 0 0 0 0 0 4											
Ty Wigginton, R OBP: 0.319, SLG: 0.422	1-2 G6-4-3					1-2 F8				B X 1-1 L9-3			1 0 0 0 0 0 1											
Rob Mackowiak, L OBP: 0.322, SLG: 0.419		0-1 G4-3	2-0 E1 G6-3			1-3 K			1-2 F7			2-3 K	5 0 0 0 0 2 0											
Tike Redman, L OBP: 0.306, SLG: 0.369		1-2 2B	2-2 G6-3			3-1 L3			1-2 G6-3			4-2 G1-6-3 BB	4 1 1 0 1 0 1											
Jose Castillo, R OBP: 0.304, SLG: 0.369		0-3 K	0-0 G5-3			2-2 L4			1-3 K			1-0 G1-6-3	5 0 0 0 0 2 3											
Josh Fogg, R OBP: 0.085, SLG: 0.106		2-2 2B		X 0-0 F9			2-3 K			B X 2-3 K			3 1 1 1 0 1 0											
16 Salomon Torres, R OBP: 0.500, SLG: 1.000													0 0 0 0 0 0 0											
Abraham Nunez, S OBP: 0.285, SLG: 0.327													1 0 0 0 0 1 0											
Michael Gonzalez, R OBP: 1.000, SLG: 2.000													0 0 0 0 0 0 0											
Brian Meadows, R													0 0 0 0 0 0 0											
Inning Stats	R: 0 E: 0 K: 0 S: 9	H: 0 LOB: 2 BB: 3 P: 22	R: 2 E: 0 K: 2 S: 23	H: 4 LOB: 3 BB: 1 P: 33	R: 0 E: 1 K: 0 S: 8	H: 0 LOB: 1 BB: 0 P: 13	R: 0 E: 0 K: 0 S: 5	H: 0 LOB: 0 BB: 0 P: 9	R: 0 E: 0 K: 1 S: 7	H: 1 LOB: 0 BB: 0 P: 10	R: 0 E: 0 K: 1 S: 8	H: 0 LOB: 0 BB: 0 P: 14	R: 0 E: 0 K: 1 S: 10	H: 0 LOB: 0 BB: 0 P: 13	R: 0 E: 0 K: 0 S: 8	H: 1 LOB: 0 BB: 0 P: 11	R: 0 E: 0 K: 1 S: 7	H: 0 LOB: 0 BB: 1 P: 14	1B: 4 2B: 3 3B: 0 HR: 0	SF: 0 SAC: 1 DP: 4 HBP: 0	WP: 0 PB: 0 SB: 0 CS: 0	PA: 44		
PITCHER	IP WLS BF H R ER SO BB IBB HBP BLK WP HR S P ERA WHIP																							
Matt Clement, R ERA: 3.48	(1, 1) 6.0	WLS 26	H 5	R 2	ER 2	SO 4	BB 4	IBB 0	HBP 0	BLK 0	WP 0	HR 0	S 60	P 101	ERA 3.00	WHIP 1.500								
43 Michael Wuertz, R ERA: 5.57	(7, 1) 1.1	4	0	0	0	2	0	0	0	0	0	0	11	17	0.00	0.000								
Mike Remlinger, L ERA: 3.64	(8, 1) 1.2	5	0	0	0	2	0	0	0	0	0	0	15	23	0.00	0.000								
LaTroy Hawkins, R ERA: 2.58	(10, 1) 2.0	6	1	0	0	1	0	0	0	0	0	0	14	20	0.00	0.500								
Todd Wellemeyer, R ERA: 3.57	(12, 1) 1.0	W 3	0	0	0	1	1	0	0	0	0	0	7	14	0.00	1.000								

livebaseballscorecards.com

AB	38
R	2
H	6
RBI	2
BB	5
SO	10
LOB	13



Batter	1	2	3	4	5	6	7	8	9	10	11	12	AB R H RBI BB SO LOB	
Corey Patterson, L OBP: 0.338, SLG: 0.483 (1, 8)	1-1 G1-6-3 1B		1-0 P6			4-2 FC5-4 BB		1-0 HR		2-0 G5-3 HBP		0-1 HR	4 2 3 3 1 0 0	
Neifi Perez, S OBP: 0.288, SLG: 0.317 (1, 6)	1-2 G1-6-3 1-2f		0-1 G3			1-1 FC5-4 1-2f		0-1 FC5-4 16 1B		0-0 G5-3			5 0 1 0 0 0 3	
16 Aramis Ramirez, R OBP: 0.359, SLG: 0.568 (1, 5)	0-1 F8					3-3 K		0-0 FC5-4 1-2f		0-3 K			4 0 0 0 1 2 3	
Moises Alou, R OBP: 0.351, SLG: 0.553 (1, 7)		0-0 25 1B				1-2 FC5-4 25 G6-3 1-2f		2-1 G5-3			0-0 G1-3			5 0 1 0 0 1 2
25 Derrek Lee, R OBP: 0.362, SLG: 0.530 (1, 3)		1-2 1B				2-2 G6-3 1-2f		2-2 G6-3		2-2 S E 1B	0-1 L8			5 0 2 0 0 0 1
Sammy Sosa, R OBP: 0.333, SLG: 0.521 (1, 9)		1-0 F9				0-1 G3		1-0 1B		2-3 K	0-0 1B			5 0 2 0 0 1 3
Mark Grudzielanek, R OBP: 0.345, SLG: 0.434 (8, 1) Mike Remlinger, L (9, PH) Todd Walker, L OBP: 0.256, SLG: 0.476 (10, 1) LaTroy Hawkins, R (11, PH) Ben Grieve, L OBP: 0.358, SLG: 0.408 (12, 1) Todd Wellemeyer, R		1-1 P6				0-1 F8		0-2 K		4-0 G5-4-3 1-2 IBB	2-0 G5-3			3 0 0 0 0 0 1 3 0 0 0 0 0 0 0 0 0 0 0 0 0 1 0 0 0 1 0 0 0 0 0 0 0 0 0 0 0 0 0 0 0 0 1 0 0 0 0 0 0 0 0 0
Michael Barrett, R OBP: 0.342, SLG: 0.489 (1, 2)		1-0 L7				0-0 F9		2-0 G3 HR HBP		1-2 G5-4-3		0-0 G1-3		4 1 0 0 0 0 4
Matt Clement, R OBP: 0.161, SLG: 0.167 (1, 1) Tom Goodwin, L OBP: 0.269, SLG: 0.302 (6, PH) 43 Michael Wuertz, R (7, 1) Jose Macias, S OBP: 0.275, SLG: 0.351 (8, 4)			1-1 G6-3			1-2 F9		0-0 G3		1-1 G6-3		1-0 G3		1 0 0 0 0 0 0 0 1 0 0 0 0 0 0 0 0 0 0 0 0 0 0 0 3 0 0 0 0 0 0 1

Inning Stats	R: 0	H: 1	E: 0	LOB: 0	K: 0	BB: 0	S: 7	R: 0	H: 2	E: 0	LOB: 2	K: 0	BB: 0	S: 8	R: 0	H: 0	E: 0	LOB: 0	K: 0	BB: 0	S: 5	R: 0	H: 0	E: 0	LOB: 0	K: 0	BB: 1	S: 6	R: 0	H: 0	E: 0	LOB: 0	K: 1	BB: 1	S: 11	R: 0	H: 1	E: 0	LOB: 1	K: 1	BB: 0	S: 10	R: 2	H: 2	E: 0	LOB: 1	K: 1	BB: 0	S: 8	R: 0	H: 1	E: 1	LOB: 1	K: 1	BB: 1	S: 15	R: 0	H: 0	E: 0	LOB: 1	K: 1	BB: 0	S: 7	R: 0	H: 1	E: 0	LOB: 1	K: 0	BB: 0	S: 5	R: 1	H: 1	E: 0	LOB: 0	K: 0	BB: 0	S: 4	1B: 7	2B: 0	3B: 0	HR: 2	SF: 0	SAC: 0	DP: 3	HBP: 2	WP: 0	PA: 46
--------------	------	------	------	--------	------	-------	------	------	------	------	--------	------	-------	------	------	------	------	--------	------	-------	------	------	------	------	--------	------	-------	------	------	------	------	--------	------	-------	-------	------	------	------	--------	------	-------	-------	------	------	------	--------	------	-------	------	------	------	------	--------	------	-------	-------	------	------	------	--------	------	-------	------	------	------	------	--------	------	-------	------	------	------	------	--------	------	-------	------	-------	-------	-------	-------	-------	--------	-------	--------	-------	--------

PITCHER	IP	WLS	BF	H	R	ER	SO	BB	IBB	HBP	BLK	WP	HR	S	P	ERA	WHIP
Josh Fogg, R ERA: 4.82 (1, 1)	6.2		24	4	0	0	1	2	0	0	0	0	0	49	78	0.00	0.900
16 Salomon Torres, R ERA: 2.69 (7, 1)	2.1	B	11	3	2	2	3	0	1	1	0	0	1	26	40	7.71	1.286
Michael Gonzalez, L ERA: 1.23 (10, 1)	1.0		4	0	0	0	1	0	0	1	0	0	0	7	10	0.00	0.000
Brian Meadows, R ERA: 3.63 (11, 1)	1.2	L	7	2	1	1	0	0	0	0	0	0	1	9	12	5.40	1.200


BOTTOM

Pittsburgh Pirates @ Chicago Cubs
Wrigley Field, Chicago, IL

Tue Sep 14, 2004, 7:05 PM CDT
Att. 38,676 - Cloudy - 82 F

livebaseballscorecards.com

AB	41
R	3
H	9
RBI	3
BB	3
SO	5
LOB	21



Batter	1	2	3	4	5	6	7	8	9	AB R H RBI BB SO LOB	TOP																
18 Jason Kendall, R OBP: 0.396, SLG: 0.381 (1, 2)	2-2 G5-4-3 1B	2-2 1-2 2-3 3-H HBP		2-2 G6-3		3-1 WP 2B			2-1 G4-3	4 0 2 1 0 0 0	Pittsburgh Pirates @ Chicago Cubs Wrigley Field, Chicago, IL Wed Sep 15 2004, 1:20 PM CDT Att. 38,395 - Sunny - 81 F																
2 Jack Wilson, R OBP: 0.333, SLG: 0.464 (1, 6)	0-0 G5-4-3 1-2f	1-1 SF8		0-1 F7		2-3 K			0-1 2B	4 0 1 1 0 1 2																	
Jason Bay, R OBP: 0.372, SLG: 0.571 (1, 7)	4-2 CS BB	3-1 F9		3-2 F8		1-3 K 2-3			4-2 2B BB	3 0 0 0 2 1 3																	
Craig Wilson, R OBP: 0.353, SLG: 0.501 (1, 9)	1-0 CS 1-2	3-3 K	0-3 K		1-2 1B 1B				1-3 K	5 0 1 0 0 4 2																	
Daryle Ward, L OBP: 0.308, SLG: 0.498 (1, 3)		4-2 2B 2B BB	1-0 P3		2-3 K				2-2 F8	4 1 0 0 1 1 3																	
Tike Redman, L OBP: 0.310, SLG: 0.374 (1, 8)		1-2 2B 2B	0-0		1 SAFE 2-2 1B				1-3 K	4 2 3 0 0 1 0																	
34 John Grabow, L (7, 1)		1-3 2B 1B	1B 1B		1-2 FC4 1B					0 0 0 0 0 0 0																	
Mark Corey, R (8, 1)										0 0 0 0 0 0 0																	
Ty Wigginton, R OBP: 0.320, SLG: 0.425 (1, 5)		0-0 1B 18 HBP 2B	1-2 1B 1B		2-3 K				1-0 G6-3	4 1 2 1 0 1 2																	
Jose Castillo, R OBP: 0.306, SLG: 0.371 (1, 4)		3-2 18 HBP 2 SF8 1B	1-1 1B		1-1 FC4 1-2f 1B				1-3 K	4 1 2 2 0 1 2																	
Oliver Pérez, L OBP: 0.255, SLG: 0.212 (1, 1)		4-2 18 HBP BB	0-3 K						1-0 F8	2 0 0 0 1 1 2																	
Brian Meadows, R (6, 1)										0 0 0 0 0 0 0																	
Rob Mackowiak, L OBP: 0.322, SLG: 0.419 (7, 8)										1 0 0 0 0 0 0																	
Inning Stats	R: 0 E: 0 K: 0 S: 7	H: 1 LOB: 0 BB: 1 P: 14	R: 4 E: 0 K: 1 S: 23	H: 3 LOB: 2 BB: 2 P: 44	R: 1 E: 0 K: 2 S: 16	H: 3 LOB: 2 BB: 0 P: 18	R: 0 E: 0 K: 0 S: 8	H: 0 LOB: 0 BB: 0 P: 13	R: 0 E: 0 K: 2 S: 16	H: 2 LOB: 2 BB: 0 P: 24	R: 0 E: 0 K: 2 S: 12	H: 1 LOB: 1 BB: 0 P: 19	R: 0 E: 0 K: 2 S: 12	H: 0 LOB: 0 BB: 0 P: 16	R: 0 E: 0 K: 1 S: 5	H: 0 LOB: 0 BB: 0 P: 8	R: 0 E: 0 K: 1 S: 13	H: 1 LOB: 2 BB: 1 P: 22	1B: 7 2B: 4 3B: 0 HR: 0	SF: 1 SAC: 0 DP: 1 HBP: 1	WP: 1 PB: 0 SB: 0 CS: 1	PA: 42					
PITCHER	IP WLS BF H R ER SO BB IBB HBP BLK WP HR S P ERA WHIP											PITCHER	IP WLS BF H R ER SO BB IBB HBP BLK WP HR S P ERA WHIP														
22 Mark Prior, R ERA: 4.87 (1, 1)	5.0		26	9	5	5	5	3	0	1	0	0	0	70	113	9.00	2.400										
43 Michael Wuerz, R ERA: 5.32 (6, 1)	1.0	W	4	1	0	0	2	0	0	0	0	1	0	12	19	0.00	1.000										
Mike Remlinger, L ERA: 3.52 (7, 1)	1.0	H	3	0	0	0	2	0	0	0	0	0	0	12	16	0.00	0.000										
46 Ryan Dempster, R ERA: 3.86 (8, 1)	2.0	S	8	1	0	0	2	1	0	0	0	0	0	18	30	0.00	1.000										

livebaseballscorecards.com

AB	35
R	5
H	11
RBI	5
BB	4
SO	11
LOB	16



Batter	1	2	3	4	5	6	7	8	9
Corey Patterson, L OBP: 0.336, SLG: 0.481 (1, 8)	1-0 F7	3-3 K		0-3 K		0-2 HR 2B	0-0 G3	0-0 F7	
Neifi Perez, S OBP: 0.292, SLG: 0.328 (1, 6)	1-0 F7	0-0 P6			2-3 K	2-2 HR		25 BB HR 1B	
Moises Alou, R OBP: 0.354, SLG: 0.560 Tom Goodwin, L OBP: 0.267, SLG: 0.299 (1, 7) (8, PH) (9, 7)	0-0 25 HR 2B		0-0 G1-3		4-1 BB 25 BB BB	2-1 3B		25 BB HR BB FC3-6 1B	
25 Derrek Lee, R OBP: 0.366, SLG: 0.536 (1, 3)	1-2 HR		3-2 F9		4-1 BB	4-0 BB		4-1 HR BB	
Sammy Sosa, R OBP: 0.338, SLG: 0.537 Calvin Murray, R OBP: 0.333, SLG: 0.333 (1, 9) (9, 9)	1-0 HR		0-0 FC4-6 1B		4-2 BB	1-1 F9		2-2 HR	
Michael Barrett, R OBP: 0.343, SLG: 0.495 (1, 2)	0-2 HR		1-1 FC4-6		0-3 K		1-3 K	1-2 2B 1B	
Mark Grudzielanek, R OBP: 0.350, SLG: 0.437 (1, 4)	1-0 P3			1-0 1B	0-2 P4		1-0 2B	0-2 1B 2B	
Ramon Martinez, R OBP: 0.313, SLG: 0.346 Jose Macias, S OBP: 0.282, SLG: 0.362 (1, 5) (6, 5)		0-0 22 SH1-4 2B		1-2 F8		1-1 G6-3	0-1 F9 2B	2-2 1B	
22 Mark Prior, R OBP: 0.297, SLG: 0.148 43 Michael Wuerz, R OBP: 0.222, SLG: 0.188 Jason Dubois, R OBP: 0.222, SLG: 0.188 Mike Reminger, L OBP: 0.257, SLG: 0.406 Ben Grieve, L OBP: 0.257, SLG: 0.406 46 Ryan Dempster, R OBP: 0.257, SLG: 0.406 (1, 1) (6, 1) (6, PH) (7, 1) (7, PH) (8, 1)		0-0 SH1-4		1-3 K		0-0 P4	1-0 F9	1-3 K	

AB	R	H	RBI	BB	SO	LOB
6	1	1	0	0	2	4
6	2	3	2	0	1	1
3	2	2	0	2	0	0
1	0	0	0	0	0	2
2	2	1	2	3	0	0
4	2	3	5	1	0	2
0	0	0	0	0	0	0
5	2	2	1	0	2	4
5	2	3	0	0	0	3
2	0	1	0	0	0	1
3	0	2	3	0	0	0
1	0	0	0	0	1	1
0	0	0	0	0	0	0
1	0	0	0	0	0	1
1	0	0	0	0	1	1

Inning	R	H	E	K	S	H	LOB	BB	P
1	4	4	0	14	19	0	0	0	8
2	0	1	0	8	11	0	1	0	11
3	0	1	0	7	11	0	0	0	11
4	0	1	0	13	16	0	0	0	16
5	0	0	0	17	31	0	3	3	31
6	2	3	0	14	24	0	2	1	24
7	1	2	0	8	11	0	1	0	11
8	6	6	0	24	40	0	2	2	40

BOTTOM	
AB	41
R	13
H	18
RBI	13
BB	6
SO	7
LOB	20

PITCHER	
IP	5.2
WLS	L
BF	31
H	10
R	6
ER	6
SO	5
BB	4
IBB	0
HBP	0
BLK	0
WP	0
HR	4
S	71
P	109
ERA	9.53
WHIP	2.471

PITCHER	
IP	0.2
WLS	L
BF	4
H	2
R	1
ER	1
SO	1
BB	0
IBB	0
HBP	0
BLK	0
WP	0
HR	0
S	8
P	11
ERA	13.50
WHIP	3.000

PITCHER	
IP	0.2
WLS	L
BF	4
H	1
R	2
ER	2
SO	0
BB	1
IBB	0
HBP	0
BLK	0
WP	0
HR	0
S	5
P	11
ERA	27.00
WHIP	3.000

PITCHER	
IP	1.0
WLS	L
BF	9
H	5
R	4
ER	4
SO	1
BB	1
IBB	0
HBP	0
BLK	0
WP	0
HR	1
S	21
P	32
ERA	36.00
WHIP	6.000

Pittsburgh Pirates @ Chicago Cubs
Wrigley Field, Chicago, IL
 Wed Sep 15 2004, 1:20 PM CDT
 Att: 38,395 - Sunny - 81 F

livebaseballscores.com



WP	PA
0	48
PB	0
SB	0
CS	0

Batter	1	2	3	4	5	6	7	8	9	10	AB	R	H	RBI	BB	SO	LOB	TOP						
Mike Cameron, R OBP: 0.325, SLG: 0.486			F8			P4		G1-3		SF8	5	0	0	1	0	1	4							
Todd Zeile, R OBP: 0.324, SLG: 0.357		E7	F8			F7		G5-3			5	2	1	0	1	1	3							
Cliff Floyd, L Eric Valent, L Gerald Williams, R						K					2	1	1	1	1	1	0							
31 Mike Piazza, R Jason Phillips, R						K					2	0	1	0	0	1	1							
5 David Wright, R						K					0	0	0	0	0	0	0							
Richard Hidalgo, R						G5-3		F8			2	1	0	0	2	0	0							
Jeff Keppinger, R						G5-3		F8			1	0	1	0	0	0	0							
Wilson Delgado, S						F8		F8			4	1	0	1	1	0	4							
Tom Glavine, L						F8		P2			5	1	1	1	0	1	4							
Bartolome Fortunato, R						G5-3		P2			5	1	1	1	0	1	4							
Craig Brazell, L						G6-3		G3-1			5	1	1	2	0	0	2							
Heath Bell, R						G6-3		G3-1			5	1	1	2	0	0	2							
Pedro Feliciano, L						K		F9			3	1	1	0	2	1	0							
Tyler Yates, R						K		F9			3	1	1	0	2	1	0							
Victor Diaz, R						K		F9			3	1	1	0	2	1	0							
Braden Looper, R						K		F9			3	1	1	0	2	1	0							
Inning Stats	R: 6 E: 0 K: 1 S: 22	H: 3 LOB: 1 BB: 5 P: 49	R: 1 E: 1 K: 1 S: 11	H: 2 LOB: 2 BB: 1 P: 23	R: 0 E: 0 K: 0 S: 5	H: 0 LOB: 1 BB: 1 P: 15	R: 0 E: 0 K: 1 S: 6	H: 0 LOB: 0 BB: 0 P: 11	R: 0 E: 0 K: 1 S: 7	H: 0 LOB: 0 BB: 0 P: 13	R: 0 E: 0 K: 1 S: 8	H: 1 LOB: 1 BB: 0 P: 13	R: 0 E: 0 K: 0 S: 6	H: 0 LOB: 0 BB: 0 P: 10	R: 0 E: 0 K: 0 S: 6	H: 1 LOB: 1 BB: 0 P: 9	R: 0 E: 0 K: 0 S: 16	H: 2 LOB: 2 BB: 0 P: 21	R: 1 E: 0 K: 1 S: 13	H: 2 LOB: 1 BB: 0 P: 21	1B: 8 2B: 3 3B: 0 HR: 0	SF: 1 SAC: 1 DP: 0 HBP: 0	WP: 1 PB: 0 SB: 0 CS: 0	PA: 47
PITCHER	IP	WLS	BF	H	R	ER	SO	BB	IBB	HBP	BLK	WP	HR	S	P	ERA	WHIP							
John Van Benschoten, R	0.1		7	2	6	6	1	4	0	0	0	0	0	14	33	162.00	18.000							
Nelson Figueroa, R	4.2		19	3	1	1	3	3	0	0	0	1	0	37	78	1.93	1.286							
Mark Corey, R	1.0		4	1	0	0	1	0	0	0	0	0	0	8	13	0.00	1.000							
Brian Meadows, R	2.0		7	1	0	0	0	0	0	0	0	0	0	12	19	0.00	0.500							
16 Salomon Torres, R	2.0	L	10	4	1	1	1	0	0	0	0	0	0	29	42	4.50	2.000							

New York Mets @ Pittsburgh Pirates
 PNC Park, Pittsburgh, PA
 Sat Sep 18 2004, 7:05 PM EDT
 Att: 19,236 - Sunny - 63 F

livebaseballscorecards.com

AB 38
R 8
H 11
RBI 8
BB 7
SO 6
LOB 18



Batter	1	2	3	4	5	6	7	8	9	10	AB R H RBI BB SO LOB
Tike Redman, L OBP: 0.309, SLG: 0.373 (1, 8)	G4-3		FC5-4 1B		G4-3		G6-3	G4-3			5 0 1 0 0 0 0
2 Jack Wilson, R OBP: 0.332, SLG: 0.461 (1, 6)	K		P4		F9		3B BB		K		4 1 0 0 1 2 2
Jason Bay, R OBP: 0.369, SLG: 0.572 (1, 7)	K		FC5-4			P6	3B		K		5 0 1 1 0 2 2
Daryle Ward, L OBP: 0.306, SLG: 0.496 (1, 3)		K	F8			2B	K		G6-3		5 1 1 0 0 2 3
Craig Wilson, R OBP: 0.355, SLG: 0.499 (1, 9)					G6-3	2B BB				K	2 1 0 0 3 1 0
Abraham Nunez, S OBP: 0.280, SLG: 0.322 (1, 4)											
Bobby Hill, S OBP: 0.351, SLG: 0.335 (7, PH)											
Jose Castillo, R OBP: 0.306, SLG: 0.370 (8, 4)			HR		F9					G6-3	3 1 0 0 0 0 3 0 0 0 0 1 0 0 1 0 0 0 0 0 0
Ty Wigginton, R OBP: 0.323, SLG: 0.435 (1, 5)											
11 Humberto Cota, R OBP: 0.276, SLG: 0.500 (1, 2)											
John Van Benschoten, R OBP: 0.222, SLG: 0.500 (1, 1)											
Nelson Figueroa, R OBP: 0.143, SLG: 0.143 (1, 1)											
12 Freddy Sanchez, R OBP: 0.333, SLG: 0.500 (5, PH)											
Mark Corey, R OBP: 0.291, SLG: 0.460 (6, 1)											
Tony Alvarez, R OBP: 0.324, SLG: 0.406 (6, PH)											
Brian Meadows, R OBP: 0.312, SLG: 0.418 (7, 1)											
Rob Mackowiak, L OBP: 0.321, SLG: 0.418 (8, PH)											
16 Salomon Torres, R OBP: 0.500, SLG: 1.000 (9, 1)											

Inning Stats	R: 0 E: 0 K: 2 S: 8	H: 0 LOB: 0 BB: 0 P: 14	R: 2 E: 0 K: 1 S: 8	H: 1 LOB: 1 BB: 1 P: 19	R: 0 E: 0 K: 0 S: 9	H: 2 LOB: 2 BB: 0 P: 16	R: 0 E: 0 K: 1 S: 8	H: 0 LOB: 1 BB: 1 P: 19	R: 0 E: 0 K: 0 S: 5	H: 0 LOB: 0 BB: 0 P: 10	R: 4 E: 0 K: 0 S: 13	H: 3 LOB: 0 BB: 1 P: 24	R: 1 E: 0 K: 1 S: 15	H: 1 LOB: 3 BB: 3 P: 34	R: 0 E: 0 K: 0 S: 8	H: 0 LOB: 0 BB: 0 P: 10	R: 0 E: 0 K: 2 S: 7	H: 0 LOB: 0 BB: 0 P: 12	R: 0 E: 0 K: 2 S: 8	H: 0 LOB: 0 BB: 0 P: 13	1B: 2 2B: 2 3B: 1 HR: 2	SF: 0 SAC: 0 DP: 0 HBP: 0
--------------	------------------------------	----------------------------------	------------------------------	----------------------------------	------------------------------	----------------------------------	------------------------------	----------------------------------	------------------------------	----------------------------------	-------------------------------	----------------------------------	-------------------------------	----------------------------------	------------------------------	----------------------------------	------------------------------	----------------------------------	------------------------------	----------------------------------	----------------------------------	------------------------------------

PITCHER	IP	WLS	BF	H	R	ER	SO	BB	IBB	HBP	BLK	WP	HR	S	P	ERA	WHIP
Tom Glavine, L ERA: 3.57 (1, 1)	5.2		26	6	6	6	4	3	0	0	0	0	2	48	98	9.53	1.588
Bartolome Fortunato, R ERA: 4.5 (6, 1)	1.1	B	8	1	1	1	1	3	0	0	0	0	0	18	38	6.75	3.000
Heath Bell, R ERA: 3.6 (8, 1)	0.1		1	0	0	0	0	0	0	0	0	0	0	2	2	0.00	0.000
Pedro Feliciano, L ERA: 5.09 (8, 1)	0.2		2	0	0	0	0	0	0	0	0	0	0	6	8	0.00	0.000
Tyler Yates, R ERA: 6.75 (9, 1)	1.0	W	3	0	0	0	2	0	0	0	0	0	0	7	12	0.00	0.000

PITCHER	IP	WLS	BF	H	R	ER	SO	BB	IBB	HBP	BLK	WP	HR	S	P	ERA	WHIP
Braden Looper, R ERA: 2.59 (10, 1)	1.0		3	0	0	0	2	0	0	0	0	0	0	8	13	0.00	0.000

NEW YORK METS @ PITTSBURGH PIRATES
PNC Park, Pittsburgh, PA
Sat Sep 18 2004, 7:05 PM EDT
Att. 19,236 - Sunny - 63 F

AB	37
R	7
H	7
RBI	7
BB	6
SO	9
LOB	14

P

WP: 0	PA: 43
PB: 0	
SB: 0	
CS: 0	

Batter	1	2	3	4	5	6	7	8	9	AB R H RBI BB SO LOB	TOP											
Mike Cameron, R (1, 8) OBP: 0.322, SLG: 0.482	0-0 L7		2-1 G6-3		2-2 P3			3-2 L7		4 0 0 0 0 0 0												
Eric Valent, L (1, 7) OBP: 0.333, SLG: 0.490	2-3 K		0-0 L9		2-0 L9			1-1 G5-3		4 0 0 0 0 1 0												
5 David Wright, R (1, 5) OBP: 0.338, SLG: 0.542	1-2 P4			2-2 31 1B		0-3 K		1-3 K		4 0 1 0 0 2 0												
31 Mike Piazza, R (1, 2) OBP: 0.362, SLG: 0.447		4-2 BB BB		3-2 BB 1B		2-1 G5-3		1-0 F8		3 0 1 0 1 0 0												
Richard Hidalgo, R (1, 9) OBP: 0.309, SLG: 0.458		1-0 P6		1-0 P5		2-2 HBP		2-3 K		3 0 0 0 0 1 3												
Todd Zeile, R (1, 3) OBP: 0.329, SLG: 0.358		4-1 BB		4-0 BB		2-1 L8		1-2 1B		2 0 1 0 2 0 1												
Gerald Williams, R (9, PR) OBP: 0.292, SLG: 0.416		1-2 BB		1-2 BB						0 0 0 0 0 0 0												
Wilson Delgado, S (1, 6) OBP: 0.355, SLG: 0.370		2-2 F8		3-1 F6		2-1 P2		0-3 K		4 0 0 0 0 1 6												
Danny Garcia, R (1, 4) OBP: 0.369, SLG: 0.360		3-2 F7		1-1 F7		1-0 G1-3				3 0 0 0 0 0 5												
Aaron Heilman, R (1, 1) Ricky Bottalico, L (8, 1)			3-3 K		1-2 G6-3		1-1 G4-3			3 0 0 0 0 1 0												
										0 0 0 0 0 0 0												
Inning Stats	R: 0 E: 0 K: 1 S: 9	H: 0 LOB: 0 BB: 0 P: 12	R: 0 E: 0 K: 0 S: 11	H: 0 LOB: 2 BB: 2 P: 25	R: 0 E: 0 K: 1 S: 7	H: 0 LOB: 0 BB: 0 P: 12	R: 0 E: 0 K: 0 S: 15	H: 2 LOB: 3 BB: 1 P: 29	R: 0 E: 0 K: 0 S: 8	H: 0 LOB: 0 BB: 0 P: 13	R: 0 E: 0 K: 1 S: 9	H: 0 LOB: 1 BB: 0 P: 15	R: 0 E: 0 K: 0 S: 5	H: 0 LOB: 0 BB: 0 P: 9	R: 0 E: 0 K: 1 S: 11	H: 0 LOB: 0 BB: 0 P: 16	R: 0 E: 0 K: 2 S: 11	H: 1 LOB: 1 BB: 0 P: 15	1B: 3 2B: 0 3B: 0 HR: 0	SF: 0 SAC: 0 DP: 0 HBP: 1	WP: 0 PB: 0 SB: 0 CS: 0	PA: 34
PITCHER	IP WLS BF H R ER SO BB IBB HBP BLK WP HR S P ERA WHIP																					
Ryan Vogelsong, R (1, 1) ERA: 6.19	7.0 W 27 2 0 0 3 3 0 1 0 0 0 0 64 115 0.00 0.714																					
16 Salomon Torres, R (8, 1) ERA: 2.7	1.0 H 3 0 0 0 1 0 0 0 0 0 0 0 11 16 0.00 0.000																					
Jose Mesa, R (9, 1) ERA: 3.31	1.0 S 4 1 0 0 2 0 0 0 0 0 0 0 11 15 0.00 1.000																					

New York Mets @ Pittsburgh Pirates
PNC Park, Pittsburgh, PA
Sun Sep 19 2004, 1:35 PM EDT
Sunny - 63 F

livebaseballscorecards.com

AB	30
R	0
H	3
RBI	0
BB	3
SO	6
LOB	15



Batter	1	2	3	4	5	6	7	8	9
Tike Redman, L OBP: 0.306, SLG: 0.370 (1, 8)	3-2 G6-3		0-0 B3			3-2 F9		1-2 P4	
2 Jack Wilson, R OBP: 0.330, SLG: 0.459 (1, 6)	1-0 G5-3			3-1 G6-3		0-1 G5-3			
Jason Bay, R OBP: 0.369, SLG: 0.569 (1, 7)	1-0 G4-3			0-3 K			4-1 G4-6-3 BB		
Daryle Ward, L OBP: 0.303, SLG: 0.491 (1, 3)		0-1 P6		1-2 P5			0-0 G4-6-3		
Ty Wigginton, R OBP: 0.323, SLG: 0.433 (1, 5)		0-3 K			2-2 G5-3		4-0 11 PB BB		
Rob Mackowiak, L OBP: 0.321, SLG: 0.416 (1, 9)		1-3 K2-3			3-1 F9		4-2 11 PB BB		
11 Humberto Cota, R OBP: 0.295, SLG: 0.561 (1, 2)			1-0 HR		2-2 1B		1-3 K		
Jose Castillo, R OBP: 0.303, SLG: 0.366 (1, 4)			0-2 G4-3		1-0 G4-3			1-0 F9	
Ryan Vogelsong, R OBP: 0.273, SLG: 0.300 (1, 1)			3-2 F8			0-2 K		2-1 G3-1	
16 Salomon Torres, R OBP: 0.500, SLG: 1.000 (8, 1)									
Bobby Hill, S OBP: 0.349, SLG: 0.333 (8, PH)									
Jose Mesa, R (9, 1)									

Inning Stats	R: 0	H: 0	E: 0	LOB: 0	K: 0	S: 5	P: 10	R: 0	H: 0	E: 0	LOB: 0	K: 2	S: 9	P: 10	R: 1	H: 1	E: 0	LOB: 0	K: 0	S: 8	P: 12	R: 0	H: 0	E: 0	LOB: 0	K: 1	S: 8	P: 12	R: 0	H: 1	E: 0	LOB: 1	K: 0	S: 9	P: 17	R: 0	H: 0	E: 0	LOB: 0	K: 1	S: 13	P: 16	R: 0	H: 0	E: 0	LOB: 2	K: 1	S: 8	P: 21	R: 0	H: 0	E: 0	LOB: 0	K: 0	S: 7	P: 11
	1B: 1	2B: 0	3B: 0	HR: 1	SF: 0	SAC: 0	DP: 1	HBP: 0	WP: 0	HR: 1	S: 60	P: 98	ERA: 1.29	WHIP: 0.714	WP: 0	HR: 1	S: 7	P: 11	WP: 0	HR: 0	S: 60	P: 98	ERA: 1.29	WHIP: 0.714	WP: 0	HR: 0	S: 60	P: 98	ERA: 1.29	WHIP: 0.714	WP: 0	HR: 0	S: 60	P: 98	ERA: 1.29	WHIP: 0.714	WP: 0	HR: 0	S: 60	P: 98	ERA: 1.29	WHIP: 0.714	WP: 0	HR: 0	S: 60	P: 98	ERA: 1.29	WHIP: 0.714								

PITCHER	IP	WLS	BF	H	R	ER	SO	BB	IBB	HBP	BLK	WP	HR	S	P	ERA	WHIP
Aaron Heilman, R ERA: 4.86 (1, 1)	7.0	L	25	2	1	1	5	3	0	0	0	0	0	60	98	1.29	0.714
Ricky Bottalico, R ERA: 3.6 (8, 1)	1.0		3	0	0	0	0	0	0	0	0	0	0	7	11	0.00	0.000

BOTTOM

AB	R	H	RBI	BB	SO	LOB
4	0	0	0	0	0	0
3	0	0	0	0	0	0
2	0	0	0	1	1	0
3	0	0	0	0	0	1
2	0	0	0	1	1	0
2	0	0	0	1	1	0
3	1	2	1	0	1	2
3	0	0	0	0	0	1
2	0	0	0	0	1	0
0	0	0	0	0	0	0
1	0	0	0	0	0	0
0	0	0	0	0	0	0

AB	25
R	1
H	2
RBI	1
BB	3
SO	5
LOB	4



WP	PA	ERA	WHIP
0	28		

New York Mets @ Pittsburgh Pirates
PNC Park, Pittsburgh, PA
 Sun Sep 19 2004, 1:35 PM EDT
 Sunny - 63 F

livebaseballscorecards.com

Batter	1	2	3	4	5	6	7	8	9	AB R H RBI BB SO LOB	TOP											
Mike Cameron, R (1, 8) OBP: 0.320, SLG: 0.478	2-3 K		2-1 F8		1-0 FC5-4			3-1 P5		4 0 0 0 0 1 2												
Jeff Keppinger, R (1, 4) OBP: 0.286, SLG: 0.389	0-0 5 1B		3-2 2B			2-1 G6-3		0-1 F9		4 0 2 0 0 0 1												
5 David Wright, R (1, 5) OBP: 0.341, SLG: 0.541	1-1 1B		2-3 K			0-0 G6-3			1-1 2B 1B	4 1 2 0 0 1 1												
Richard Hidalgo, R (1, 7) OBP: 0.309, SLG: 0.455	3-1 L7			4-0 G6-4-3 BB		1-3 K			2-3 K	3 0 0 0 1 2 3												
Todd Zeile, R (1, 3) OBP: 0.328, SLG: 0.360	0-3 K			0-3 K			2-2 F8		1-2 2B	4 0 1 1 0 2 3												
Victor Diaz, R (1, 9) OBP: 0.364, SLG: 0.400		3-3 K		0-0 G6-4-3		1-2 G4-3			0-3 K	4 0 0 0 0 2 2												
Jason Phillips, R (1, 2) OBP: 0.291, SLG: 0.326		2-2 G5-3			3-2 F8		1-2 G6-3		0-1 G5-3	4 0 0 0 0 0 1												
Wilson Delgado, S (1, 6) OBP: 0.355, SLG: 0.364		2-1 F9			4-2 FC5-4 BB			2-2 G3		2 0 0 0 1 0 0												
Kris Benson, R (1, 1) OBP: 0.175, SLG: 0.145			3-2 G5-3		2-3 K			2-2 1B		2 0 0 0 0 1 1												
Heath Bell, R (7, 1)										0 0 0 0 0 0 0												
Craig Brazell, L (8, PH) OBP: 0.400, SLG: 0.500										1 0 1 0 0 0 0												
Mike Stanton, L (8, 1) OBP: 0.500, SLG: 0.500										0 0 0 0 0 0 0												
Inning Stats	R: 0 E: 0 K: 2 S: 12	H: 2 LOB: 2 BB: 0 P: 18	R: 0 E: 0 K: 1 S: 10	H: 0 LOB: 0 BB: 0 P: 17	R: 0 E: 0 K: 1 S: 12	H: 1 LOB: 1 BB: 0 P: 22	R: 0 E: 0 K: 1 S: 5	H: 0 LOB: 0 BB: 1 P: 9	R: 0 E: 0 K: 1 S: 13	H: 0 LOB: 1 BB: 1 P: 23	R: 0 E: 0 K: 1 S: 6	H: 0 LOB: 0 BB: 0 P: 9	R: 0 E: 0 K: 0 S: 9	H: 0 LOB: 0 BB: 0 P: 13	R: 0 E: 0 K: 0 S: 12	H: 1 LOB: 1 BB: 0 P: 19	R: 1 E: 0 K: 2 S: 13	H: 2 LOB: 1 BB: 0 P: 17	1B: 4 2B: 2 3B: 0 HR: 0	SF: 0 SAC: 0 DP: 1 HBP: 0	WP: 0 PB: 0 SB: 0 CS: 0	PA: 34
PITCHER	IP WLS BF H R ER SO BB IBB HBP BLK WP HR S P ERA WHIP																					
Dave Williams, L (1, 1) ERA: 3.64	6.0 W 22 3 0 0 7 2 0 0 0 0 0 0 58 98 0.00 0.833																					
Brian Meadows, R (7, 1) ERA: 3.53	2.0 H 7 1 0 0 0 0 0 0 0 0 0 0 21 32 0.00 0.500																					
Michael Gonzalez, L (9, 1) ERA: 1.43	1.0 5 2 1 1 2 0 0 0 0 0 0 0 13 17 9.00 2.000																					

New York Mets @ Pittsburgh Pirates
PNC Park, Pittsburgh, PA
Sun Sep 19 2004, 1:40 PM EDT
Att. 18,219 - Sunny - 65 F

livebaseballscorecards.com

AB	32
R	1
H	6
RBI	1
BB	2
SO	9
LOB	14



Batter	1	2	3	4	5	6	7	8	9	AB	R	H	RBI	BB	SO	LOB
Tike Redman, L OBP: 0.304, SLG: 0.367 (1, 8)	F8			K		G4-3		G6-3		4	0	0	0	0	1	0
2 Jack Wilson, R OBP: 0.330, SLG: 0.459 (1, 6)	F9			HR		P4		G6-3		4	1	1	0	0	0	0
Jason Bay, R OBP: 0.370, SLG: 0.576 (1, 7)	K			HR				P4		4	2	2	2	0	1	0
Rob Mackowiak, L OBP: 0.321, SLG: 0.415 (1, 9)			L4	K				E9		3	1	1	0	0	1	0
Craig Wilson, R OBP: 0.357, SLG: 0.499 (1, 3)			CS	K				2B		2	1	1	0	0	1	0
Bobby Hill, S OBP: 0.346, SLG: 0.330 (1, 5)						P5		12		2	0	0	0	0	1	1
Ty Wigginton, R OBP: 0.325, SLG: 0.436 (7, 5)								G6-4-3		1	1	1	2	0	0	0
12 Freddy Sanchez, R OBP: 0.200, SLG: 0.200 (1, 4)			L9			F8		G6-4-3		3	0	1	1	0	0	0
J.R. House, R OBP: 0.111, SLG: 0.222 (1, 2)			P6			P6		G6-4-3		3	0	0	0	0	0	1
Dave Williams, L OBP: 0.143, SLG: 0.143 (1, 1)								K		1	0	0	0	0	0	1
19 José Bautista, R OBP: 0.281, SLG: 0.256 (6, PH)								K		1	0	0	0	0	0	1
Brian Meadows, R (7, 1)										1	0	0	0	0	0	1
Michael Gonzalez, R OBP: 1.000, SLG: 2.000 (9, 1)										0	0	0	0	0	0	0


Inning Stats	R: 0	H: 0	E: 0	K: 1	S: 8	R: 0	H: 1	E: 0	K: 1	S: 12	R: 0	H: 0	E: 0	K: 1	S: 9	R: 2	H: 2	E: 0	K: 3	S: 15	R: 0	H: 0	E: 0	K: 0	S: 6	R: 0	H: 0	E: 0	K: 1	S: 10	R: 4	H: 4	E: 1	K: 1	S: 16	R: 0	H: 0	E: 0	K: 0	S: 4
	LOB: 0	BB: 0	P: 9	LOB: 0	BB: 0	P: 19	LOB: 0	BB: 0	P: 10	LOB: 0	BB: 0	P: 10	LOB: 0	BB: 0	P: 10	LOB: 0	BB: 0	P: 10	LOB: 0	BB: 0	P: 10	LOB: 0	BB: 0	P: 10	LOB: 0	BB: 0	P: 10	LOB: 0	BB: 0	P: 10	LOB: 0	BB: 0	P: 23	LOB: 0	BB: 0	P: 10	LOB: 0	BB: 0	P: 10	

PITCHER	IP	WLS	BF	H	R	ER	SO	BB	IBB	HBP	BLK	WP	HR	S	P	ERA	WHIP
Kris Benson, R ERA: 4.44 (1, 1)	6.0	L	24	6	6	6	7	0	0	1	0	0	1	66	97	9.00	1.000
Heath Bell, R ERA: 3.38 (7, 1)	1.0		3	1	0	0	1	0	0	0	0	0	0	10	14	0.00	1.000
Mike Stanton, L ERA: 3.28 (8, 1)	1.0		3	0	0	0	0	0	0	0	0	0	0	4	10	0.00	0.000

BOTTOM

New York Mets @ Pittsburgh Pirates
PNC Park, Pittsburgh, PA
 Sun Sep 19 2004, 1:40 PM EDT
 Att: 18,219 - Sunny - 65 F

AB	29
R	6
H	7
RBI	5
BB	0
SO	8
LOB	2



WP	PA	ERA	WHIP
0	30		

BOTTOM

Chicago Cubs @ Pittsburgh Pirates
 PNC Park, Pittsburgh, PA
 Tue Sep 21 2004, 7:05 PM EDT
 Att. 12,701 - Sunny - 70 F

livebaseballscorecards.com

AB	38
R	4
H	9
RBI	4
BB	4
SO	9
LOB	20



WP:	0	PA:	43
PB:	0		
SB:	0		
CS:	0		

AB	R	H	RBI	BB	SO	LOB
3	1	2	1	2	0	0
4	0	1	1	1	1	3
5	0	1	0	0	3	4
4	0	1	1	0	1	3
1	0	0	0	0	0	2
0	0	0	0	0	0	0
5	0	0	0	0	3	4
5	1	1	0	0	0	1
5	0	1	0	0	0	1
4	0	1	1	0	0	1
1	0	0	0	0	0	1
0	1	0	0	0	1	0
0	1	1	0	0	0	0
0	1	1	0	0	0	0
0	0	0	0	0	0	0
0	0	0	0	0	0	0
0	1	0	0	1	0	0

Batter	1	2	3	4	5	6	7	8	9	10
18 Jason Kendall, R OBP: 0.400, SLG: 0.382 (1, 2)	4-2 BB 2 BB	4-0 FC6-4 2 BB			0-2 G6-3 2B 1B		1-0 G5-3 3-H		1-2 1B 1-3	
2 Jack Wilson, R OBP: 0.330, SLG: 0.458 (1, 6)	4-2 BB 1-2	0-1 FC6-4 1-2f			1-3 K 1		3-2 F8 2		1-1 1B 1-2 1B 3-H	
Jason Bay, R OBP: 0.368, SLG: 0.574 (1, 7)	1-3 K 1		1-3 K 1		2-1 G6-3 1-3 2B		0-0 G5-3 3		1-3 K 2	
Daryle Ward, L OBP: 0.302, SLG: 0.487 (1, 3)	1-3 K 2		1-0 G4-3 2		2-0 G6-3 2			2-0 FC3-6 1B	1-2 G4-3 3	
Tony Alvarez, R OBP: 0.316, SLG: 0.394 (8, PR)										
16 Salomon Torres, R OBP: 0.500, SLG: 1.000 (10, 1)										
Craig Wilson, R OBP: 0.354, SLG: 0.494 (1, 9)	1-3 K 3		1-1 G5-3 3		1-3 K 3			1 SAFE 0-1 L5 1		2-2 K 1
Tike Redman, L OBP: 0.303, SLG: 0.367 (1, 8)		1-2 1B FC6-4 2B		0-0 B3 1		0-1 G3 1		1 SAFE 3-1 FC3-6 1-2f 2		2-1 G6-3 2
Ty Wigginton, R OBP: 0.323, SLG: 0.434 (1, 5)		0-0 1B FC6-4		0-1 L9 2		1-2 F9 2		2-2 F9 3		0-0 G5-3 3
Jose Castillo, R OBP: 0.303, SLG: 0.365 (1, 4)		0-2 FC6-4 SH5 1-2f		2-1 1B 1B		1-2 F8 3			1-2 F9 1	
Josh Fogg, R OBP: 0.265, SLG: 0.104 (1, 1)		0-0 SH5 3-H		0-3 K 3			0-2 18 G5-3 3B		4-2 18 1B 2 1B BB	
34 John Grabow, L OBP: 0.340, SLG: 0.342 (7, 1)										
Bobby Hill, S OBP: 0.340, SLG: 0.342 (7, PH)										
Mark Coffey, R OBP: 0.340, SLG: 0.342 (8, 1)										
Michael Gonzalez, R OBP: 1.000, SLG: 2.000 (9, 1)										
Rob Mackowiak, L OBP: 0.322, SLG: 0.415 (9, PH)										
10, 9)										

Inning Stats	R: 0	H: 0	E: 0	K: 3	S: 14	P: 25	R: 1	H: 2	E: 0	K: 0	S: 10	P: 15	R: 0	H: 0	E: 0	K: 1	S: 6	R: 0	H: 1	E: 0	K: 1	S: 8	P: 10	R: 1	H: 2	E: 0	K: 2	S: 13	P: 19	R: 0	H: 0	E: 0	K: 0	S: 9	P: 11	R: 1	H: 1	E: 0	K: 0	S: 11	P: 15	R: 0	H: 1	E: 0	K: 0	S: 8	P: 15	R: 1	H: 2	E: 0	K: 1	S: 18	P: 27	R: 0	H: 0	E: 0	K: 1	S: 7	P: 11	1B: 6	2B: 2	3B: 1	HR: 0	SF: 0	SAC: 1	DP: 0	HBP: 0	WP: 0	PA: 43
--------------	------	------	------	------	-------	-------	------	------	------	------	-------	-------	------	------	------	------	------	------	------	------	------	------	-------	------	------	------	------	-------	-------	------	------	------	------	------	-------	------	------	------	------	-------	-------	------	------	------	------	------	-------	------	------	------	------	-------	-------	------	------	------	------	------	-------	-------	-------	-------	-------	-------	--------	-------	--------	-------	--------

PITCHER	IP	WLS	BF	H	R	ER	SO	BB	IBB	HBP	BLK	WP	HR	S	P	ERA	WHIP
34 Kerry Wood, R ERA: 3.56 (1, 1)	7.0		30	6	3	3	7	3	0	0	0	0	0	71	104	3.86	1.286
Mike Remlinger, L ERA: 3.38 (8, 1)	1.0	H	4	1	0	0	0	0	0	0	0	0	0	8	15	0.00	1.000
LaTroy Hawkins, R ERA: 2.56 (9, 1)	1.0	W	6	2	1	1	1	1	0	0	0	0	0	18	27	9.00	3.000
46 Ryan Dempster, R ERA: 3.31 (10, 1)	1.0	S	3	0	0	0	1	0	0	0	0	0	0	7	11	0.00	0.000

Batter	1	2	3	4	5	6	7	8	9	AB R H RBI BB SO LOB	TOP											
Corey Patterson, L (1, 8) OBP: 0.329, SLG: 0.466	1-3 K			2-3 K	0-3 K			1-3 K		4 0 0 0 0 4 3												
25 Derek Lee, R (1, 3) OBP: 0.360, SLG: 0.528	3-3 K			2-2 P2		0-0 P4		3-2 1B		4 0 1 0 0 1 0												
16 Aramis Ramirez, R (1, 5) OBP: 0.369, SLG: 0.587	0-2 P6			0-0 F9		3-1 1B		1-2 1B		4 0 2 0 0 0 0												
Moises Alou, R (1, 7) OBP: 0.355, SLG: 0.558			3-2 F9		0-0 L7	2-0 F8		2-3 K		4 0 0 0 0 1 3												
Sammy Sosa, R (1, 9) OBP: 0.331, SLG: 0.521			1-2 P5		3-3 K	0-1 P4		3-3 K		4 0 0 0 0 2 3												
Nomar Garciaparra, R (1, 6) OBP: 0.362, SLG: 0.487			3-2 P4		4-0 BB 38 BB 1B BB		3-2 2B		4-2 FC2-6 BB	2 1 1 0 2 0 0 0 0 0 0 0 0 0												
Neifi Perez, S (9, PR) OBP: 0.296, SLG: 0.334																						
Mark Grudzielanek, R (1, 4) OBP: 0.340, SLG: 0.417				0-3 K		1-2 38 BB BB 1B		0-0 L3		1-1 FC2-6	4 0 1 0 0 1 2											
Michael Barrett, R (1, 2) OBP: 0.349, SLG: 0.513				0-0 F8		4-2 38 BB BB		0-3 K2-3		1-3 K	3 0 0 0 1 2 2											
38 Carlos Zambrano, S (1, 1) OBP: 0.239, SLG: 0.269				1-3 K		4-2 BB BB		1-2 L4		1-2 G4-3	2 0 0 1 1 1 1 0 0 0 0 0 0 0 1 0 0 0 0 0 1 0 0 0 0 0 0 0											
Kent Mercker, L (8, 1)																						
Jose Macias, S (9, PH) OBP: 0.286, SLG: 0.363																						
Mike Remlinger, L (9, 1)																						
Inning Stats	R: 0 E: 0 K: 2 S: 10	H: 0 LOB: 0 BB: 0 P: 14	R: 0 E: 0 K: 0 S: 11	H: 0 LOB: 0 BB: 0 P: 18	R: 0 E: 0 K: 2 S: 8	H: 0 LOB: 0 BB: 0 P: 9	R: 0 E: 0 K: 1 S: 7	H: 0 LOB: 0 BB: 0 P: 11	R: 1 E: 0 K: 2 S: 18	H: 1 LOB: 3 BB: 3 P: 34	R: 0 E: 0 K: 0 S: 6	H: 1 LOB: 1 BB: 0 P: 11	R: 0 E: 0 K: 1 S: 10	H: 1 LOB: 1 BB: 0 P: 14	R: 0 E: 0 K: 3 S: 16	H: 2 LOB: 2 BB: 0 P: 26	R: 0 E: 0 K: 1 S: 16	H: 0 LOB: 1 BB: 1 P: 22	1B: 4 2B: 1 3B: 0 HR: 0	SF: 0 SAC: 0 DP: 0 HBP: 0	WP: 0 PB: 0 SB: 0 CS: 0	PA: 36
PITCHER	IP WLS BF H R ER SO BB IBB HBP BLK WP HR S P ERA WHIP																					
Oliver Pérez, L (1, 1) ERA: 3.14	7.0 L 27 3 1 1 8 3 0 0 0 0 0 0 70 111 1.29 0.857																					
16 Salomon Torres, R (8, 1) ERA: 2.71	2.0 9 2 0 0 4 1 0 0 0 0 0 0 32 48 0.00 1.500																					

Chicago Cubs @ Pittsburgh Pirates
PNC Park, Pittsburgh, PA
Wed Sep 22 2004, 7:05 PM EDT
Att. 22,257 - Sunny - 72 F

AB	32
R	1
H	5
RBI	1
BB	4
SO	12
LOB	15



livebaseballscorecards.com

Batter	1	2	3	4	5	6	7	8	9	AB	R	H	RBI	BB	SO	LOB	BOTTOM
18 Jason Kendall, R OBP: 0.400, SLG: 0.383 (1, 2)	3-2 G6-3		1-1 1B		3-3 K			3-1 1B		4	0	2	0	0	1	0	<p>Chicago Cubs @ Pittsburgh Pirates PNC Park, Pittsburgh, PA Wed Sep 22 2004, 7:05 PM EDT Att: 22,257 - Sunny - 72 F</p>
2 Jack Wilson, R OBP: 0.331, SLG: 0.457 (1, 6)	4-2 BB		3-1 1B			0-1 G4-3		0-0 FC1-5		3	0	1	0	1	0	2	
Jason Bay, R OBP: 0.367, SLG: 0.569 (1, 7)	0-0 FC5-4		0-0 1B			3-3 K		4-0 BB		3	0	0	0	1	1	3	
Daryle Ward, L OBP: 0.303, SLG: 0.486 (1, 3)	1-0 G3			2-2 1B		1-2 G5-3		1-3 K		3	0	1	0	0	0	1	
Craig Wilson, R OBP: 0.353, SLG: 0.493 (8, PH) (9, 3)										1	0	0	0	0	1	3	
Ty Wigginton, R OBP: 0.325, SLG: 0.432 (1, 5)		2-1 HBP		1-0 G5-3		4-2 BB		0-0 L9		2	0	0	0	1	0	4	
Tike Redman, L OBP: 0.303, SLG: 0.366 (1, 8)		0-0 1B		0-0 G3		3-3 K		0-1 L5		4	0	1	0	0	1	2	
Rob Mackowiak, L OBP: 0.321, SLG: 0.413 (1, 9)		0-0 L3		3-3 K		1-0 L4		3-2 F9		3	0	0	0	0	1	4	
Tony Alvarez, R OBP: 0.308, SLG: 0.382 (9, PH)										1	0	0	0	0	0	0	
Jose Castillo, R OBP: 0.300, SLG: 0.362 (1, 4)		2-2 G1-3		1-3 K		0-2 K		2-3 K		3	0	0	0	0	2	2	
16 Salomon Torres, R OBP: 0.500, SLG: 1.000 (8, 1)										0	0	0	0	0	0	0	
11 Humberto Cota, R OBP: 0.290, SLG: 0.552 (9, PH)										1	0	0	0	0	1	0	
Oliver Pérez, L OBP: 0.246, SLG: 0.204 (1, 1)			1-3 K		0-1 G5-3			2-0 1B		2	0	0	0	0	1	0	
Bobby Hill, S OBP: 0.352, SLG: 0.345 (8, 4)										1	0	1	0	0	0	0	

Inning Stats	R: 0	H: 0	E: 0	K: 0	S: 12	R: 0	H: 1	E: 0	K: 0	S: 6	R: 0	H: 2	E: 0	K: 1	S: 9	R: 0	H: 1	E: 0	K: 1	S: 8	R: 0	H: 0	E: 0	K: 2	S: 11	R: 0	H: 0	E: 0	K: 1	S: 10	R: 0	H: 0	E: 0	K: 2	S: 10	R: 0	H: 2	E: 0	K: 1	S: 9	R: 0	H: 0	E: 0	K: 1	S: 8	1B: 6	2B: 1	3B: 0	HR: 0	SF: 0	SAC: 0	DP: 2	HBP: 1	WP: 0	PB: 0	SB: 1	CS: 0	PA: 35
PITCHER	IP	WLS	BF	H	R	ER	SO	BB	IBB	HBP	BLK	WP	HR	S	P	ERA	WHIP																																									
38 Carlos Zambrano, R (1, 1) ERA: 2.64	7.1	W	30	6	0	0	7	3	0	1	0	0	0	70	117	0.00	1.227																																									
Kent Mercker, L (8, 1) ERA: 2.15	0.2	H	2	0	0	0	1	0	0	0	0	0	0	5	6	0.00	0.000																																									
Mike Remlinger, L (9, 1) ERA: 3.27	1.0	S	3	0	0	0	1	0	0	0	0	0	0	8	13	0.00	0.000																																									

AB	31
R	0
H	6
RBI	0
BB	3
SO	9
LOB	21



Batter	1	2	3	4	5	6	7	8	9	AB R H RBI BB SO LOB	TOP														
Tom Goodwin, L (1, 8) OBP: 0.264, SLG: 0.287 Corey Patterson, L (8, 8) OBP: 0.329, SLG: 0.465	1-1 L9	1-2 G3-6-3			4-2 G5-4-3 BB		2-3 K		0-3 K	3 0 0 0 1 1 1 1 0 0 0 0 1 2															
25 Derek Lee, R (1, 3) OBP: 0.359, SLG: 0.525	0-2 F9	2-3 K			1-2 G5-4-3			1-2 L4	4-2 BB	4 0 0 0 1 1 1															
16 Aramis Ramirez, R (1, 5) OBP: 0.370, SLG: 0.585	1-1 FC6-4 1B			2-0 F8		0-0 G5-3		4-1 FC6-4 BB	0-0 G4-3	4 0 1 0 1 0 3															
Moises Alou, R (1, 7) OBP: 0.355, SLG: 0.557	1-1 FC6-4			1-2 P4		0-1 1B 2B		0-0 F7		4 1 1 0 0 0 2															
Sammy Sosa, R (1, 9) OBP: 0.332, SLG: 0.520				2-1 P4		1-0 FC5-4 1B		0-1 FC6-4		3 1 1 1 1 0 1															
Nomar Garciaparra, R (1, 6) OBP: 0.360, SLG: 0.488 Neifi Perez, S (9, PR) OBP: 0.296, SLG: 0.334					0-1 G5-3				0-0 E5 2B	4 1 1 0 0 0 1 0 1 0 0 0 0 0															
Mark Grudzielanek, R (1, 4) OBP: 0.342, SLG: 0.422					0-1 F9				2-1 F9 2B	4 1 2 2 0 0 1															
Paul Bako, L (1, 2) OBP: 0.282, SLG: 0.289					1-3 K				4-2 25 BB BB	3 1 1 1 1 1 0															
Greg Maddux, R (1, 1) OBP: 0.167, SLG: 0.154 Jose Macias, S (7, PH) OBP: 0.284, SLG: 0.361 Kyle Farnsworth, R (7, 1) 46 Ryan Dempster, R (8, 1) Kent Mercker, L (8, 1) Todd Walker, L (9, PH) OBP: 0.352, SLG: 0.464 LaTroy Hawkins, R (9, 1)						0-0 G4-3			1-0 F9	2 0 1 2 0 0 0 1 0 1 0 0 0 0 0 2 0 0 0 0 0 0 0															
Inning Stats	R: 0 E: 0 K: 0 S: 9	H: 1 LOB: 1 BB: 0 P: 12	R: 4 E: 0 K: 1 S: 18	H: 4 LOB: 0 BB: 1 P: 28	R: 0 E: 0 K: 0 S: 8	H: 0 LOB: 0 BB: 0 P: 13	R: 0 E: 0 K: 1 S: 8	H: 0 LOB: 0 BB: 0 P: 9	R: 0 E: 0 K: 0 S: 10	H: 0 LOB: 0 BB: 1 P: 15	R: 1 E: 0 K: 0 S: 7	H: 2 LOB: 1 BB: 0 P: 9	R: 0 E: 0 K: 1 S: 8	H: 0 LOB: 0 BB: 0 P: 12	R: 0 E: 0 K: 0 S: 7	H: 0 LOB: 1 BB: 1 P: 12	R: 1 E: 1 K: 1 S: 12	H: 1 LOB: 3 BB: 2 P: 23	1B: 4 2B: 4 3B: 0 HR: 0	SF: 0 SAC: 0 DP: 2 HBP: 0	WP: 0 PB: 0 SB: 0 CS: 0	PA: 39			
PITCHER	IP	WLS	BF	H	R	ER	SO	BB	IBB	HBP	BLK	WP	HR	S	P	ERA	WHIP								
Nelson Figueroa, R (1, 1) ERA: 5.47	2.0	L	11	5	4	4	1	1	0	0	0	0	0	27	40	18.00	3.000								
45 Ian Snell, R (3, 1) ERA: 2.57	5.0		17	2	1	1	2	1	0	0	0	0	0	41	58	1.80	0.600								
Brian Meadows, R (8, 1) ERA: 3.48	1.0		7	1	1	0	0	2	0	0	0	0	0	12	23	0.00	3.000								
Frank Brooks, L (9, 1) ERA: 3.97	0.2		2	0	0	0	1	0	0	0	0	0	0	4	5	0.00	0.000								
Mark Corey, R (9, 1) ERA: 4.7	0.1		2	0	0	0	0	1	0	0	0	0	0	3	7	0.00	3.000								

Chicago Cubs @ Pittsburgh Pirates
PNC Park, Pittsburgh, PA
Thu Sep 23 2004, 12:35 PM EDT
Att. 13,298 - Sunny - 75 F

livebaseballscorecards.com

AB	34
R	6
H	8
RBI	6
BB	5
SO	4
LOB	14



Batter	1	2	3	4	5	6	7	8	9	AB	R	H	RBI	BB	SO	LOB
18 Jason Kendall, R (1, 2) OBP: 0.399, SLG: 0.382	0-2 G6-3 1B	1-2 F9			1-1 G1-3		0-1 FC6			4	0	1	0	0	0	2
2 Jack Wilson, R (1, 6) OBP: 0.331, SLG: 0.456	0-0 G6-3 1-2		3-2 K			0-1 G1-6-3 1B 1B		0-2 G5-3		4	1	1	0	0	1	1
Jason Bay, R (1, 7) OBP: 0.366, SLG: 0.566	1-3 K		0-2 P4			0-0 G1-6-3 1-2 1B		2-2 G3-1		4	0	1	0	0	1	1
Daryle Ward, L (1, 3) OBP: 0.302, SLG: 0.480	3-2 G4-3		0-0 G6-3			1-2 G1-6-3 1-2f 2-3		4-0 1B BB		3	0	0	0	1	0	3
Ty Wigginton, R (1, 5) OBP: 0.326, SLG: 0.432		1-3 K			1-3 K		0-0 1B 3-H	3-2 1B		4	0	2	1	0	2	0
Rob Mackowiak, L (1, 8) OBP: 0.321, SLG: 0.414		1-0 HR 2B		2-0 L9		1-3 K 1 SAFE		0-2 F9		3	1	1	0	0	1	1
Jose Castillo, R (8, PH) OBP: 0.299, SLG: 0.361										1	0	0	0	0	0	2
Tony Alvarez, R (9, 8) OBP: 0.308, SLG: 0.382										0	0	0	0	0	0	0
Craig Wilson, R (1, 9) OBP: 0.352, SLG: 0.497		1-0 2-H HR		0-1 G6-3			2-3 K		2-3 K	4	1	1	2	0	2	0
Abraham Nunez, S (1, 4) OBP: 0.280, SLG: 0.320		1-1 12 G6-3 1B			1-0 G3-1		1-1 G6-3		3-2 G6-3	4	0	1	0	0	0	0
Nelson Figueroa, R (1, 1) OBP: 0.143, SLG: 0.143		1-0 SAFE G6-3			2-3 K		1-2 18 FC6 1B		0-1 G3-1	0	0	0	0	0	0	0
12 Freddy Sanchez, R (2, PH) OBP: 0.167, SLG: 0.167										1	0	0	0	0	0	1
45 Ian Snell, R (3, 1) OBP: 0.167, SLG: 0.167										1	0	0	0	0	1	0
11 Humberto Cota, R (7, PH) OBP: 0.302, SLG: 0.559										1	0	1	0	0	0	0
Brian Meadows, R (8, 1) OBP: 0.302, SLG: 0.559										0	0	0	0	0	0	0
Frank Brooks, L (9, 1) OBP: 0.302, SLG: 0.559										0	0	0	0	0	0	0
Mark Corey, R (9, 1) OBP: 0.302, SLG: 0.559										0	0	0	0	0	0	0
Tike Redman, L (9, PH) OBP: 0.302, SLG: 0.559										1	0	0	0	0	0	0


Inning Stats	R: 0	H: 1	E: 0	LOB: 1	K: 1	S: 11	R: 2	H: 3	E: 0	LOB: 1	K: 1	S: 11	R: 0	H: 0	E: 0	LOB: 0	K: 1	S: 7	R: 0	H: 0	E: 0	LOB: 0	K: 1	S: 6	R: 0	H: 0	E: 0	LOB: 0	K: 1	S: 6	R: 1	H: 3	E: 0	LOB: 1	K: 1	S: 11	R: 0	H: 1	E: 0	LOB: 1	K: 1	S: 11	R: 0	H: 1	E: 0	LOB: 2	K: 0	S: 16	R: 0	H: 0	E: 0	LOB: 0	K: 1	S: 13	R: 0	H: 0	E: 0	LOB: 0	K: 1	S: 13	1B: 7	SF: 0	2B: 1	SAC: 0	3B: 0	DP: 1	HR: 1	HBP: 0	WP: 0	PA: 36
--------------	------	------	------	--------	------	-------	------	------	------	--------	------	-------	------	------	------	--------	------	------	------	------	------	--------	------	------	------	------	------	--------	------	------	------	------	------	--------	------	-------	------	------	------	--------	------	-------	------	------	------	--------	------	-------	------	------	------	--------	------	-------	------	------	------	--------	------	-------	-------	-------	-------	--------	-------	-------	-------	--------	-------	--------

PITCHER	IP	WLS	BF	H	R	ER	SO	BB	IBB	HBP	BLK	WP	HR	S	P	ERA	WHIP
Greg Maddux, R (1, 1) ERA: 3.7	6.0	W	24	7	3	3	6	0	0	0	0	0	1	52	74	4.50	1.167
Kyle Farnsworth, R (7, 1) ERA: 4.87	1.0	H	4	1	0	0	1	0	0	0	0	0	0	11	15	0.00	1.000
46 Ryan Dempster, R (8, 1) ERA: 3.18	0.2	H	4	1	0	0	0	1	0	0	0	0	0	13	22	0.00	3.000
Kent Mercker, L (8, 1) ERA: 2.13	0.1	H	1	0	0	0	0	0	0	0	0	0	0	3	3	0.00	0.000
LaTroy Hawkins, R (9, 1) ERA: 2.53	1.0	S	3	0	0	0	1	0	0	0	0	0	0	13	18	0.00	0.000

BOTTOM

Chicago Cubs @ Pittsburgh Pirates
PNC Park, Pittsburgh, PA
 Thu Sep 23 2004, 12:35 PM EDT
 Att. 13,298 - Sunny - 75 F

AB	35
R	3
H	9
RBI	3
BB	1
SO	8
LOB	11



PITCHER	IP	WLS	BF	H	R	ER	SO	BB	IBB	HBP	BLK	WP	HR	S	P	ERA	WHIP
---------	----	-----	----	---	---	----	----	----	-----	-----	-----	----	----	---	---	-----	------

Batter	1	2	3	4	5	6	7	8	9	AB R H RBI BB SO LOB	TOP									
6 Ryan Freel, R OBP: 0.375, SLG: 0.370 (1, 8)										6 1 1 0 0 2 4										
Felipe Lopez, S OBP: 0.335, SLG: 0.456 (1, 5)										5 3 3 3 1 0 0										
Sean Casey, L OBP: 0.389, SLG: 0.557 (1, 3)										5 3 3 1 1 0 2										
Adam Dunn, L OBP: 0.391, SLG: 0.559 (1, 7)										4 1 1 0 1 2 2										
D'Angelo Jimenez, S OBP: 0.360, SLG: 0.385 (1, 4)										4 3 3 2 1 1 0										
Austin Kearns, R OBP: 0.329, SLG: 0.403 (1, 9)										5 1 4 5 0 0 2										
Jason LaRue, R OBP: 0.337, SLG: 0.443 (1, 2)										3 1 1 2 1 1 1										
Anderson Machado, S OBP: 0.364, SLG: 0.462 (1, 6)										4 1 0 0 1 2 4										
39 Aaron Harang, R OBP: 0.073, SLG: 0.091 (1, 1)										4 0 1 0 0 2 3										
John Riedling, R (7, 1)										0 0 0 0 0 0 0										
Mike Matthews, L (7, 1)										0 0 0 0 0 0 0										
Jacob Cruz, L (9, PH)										1 0 0 0 0 1 0										
Ryan Wagner, R (9, 1)										0 0 0 0 0 0 0										
Inning Stats	R: 7 H: 5 E: 0 K: 1 S: 24	H: 5 LOB: 2 BB: 4 P: 51	R: 1 H: 1 E: 0 K: 2 S: 11	H: 1 LOB: 0 BB: 0 P: 17	R: 0 H: 1 E: 0 K: 1 S: 8	H: 1 LOB: 0 BB: 0 P: 9	R: 2 H: 3 E: 0 K: 1 S: 15	H: 3 LOB: 1 BB: 1 P: 23	R: 0 H: 0 E: 0 K: 3 S: 12	H: 0 LOB: 0 BB: 0 P: 17	R: 2 H: 3 E: 0 K: 1 S: 14	H: 3 LOB: 2 BB: 0 P: 20	R: 0 H: 0 E: 0 K: 1 S: 8	H: 0 LOB: 0 BB: 0 P: 11	R: 1 H: 3 E: 0 K: 0 S: 15	H: 3 LOB: 2 BB: 1 P: 25	R: 1 H: 1 E: 0 K: 1 S: 13	H: 1 LOB: 0 BB: 0 P: 17	1B: 12 SF: 0 2B: 3 SAC: 0 3B: 0 DP: 3 HR: 2 HBP: 1	WP: 1 PA: 48 PB: 0 SB: 0 CS: 0
PITCHER	IP WLS BF H R ER SO BB IBB HBP BLK WP HR S P ERA WHIP																			
Ryan Vogelsong, R (1, 1) ERA: 6.68	0.0 L 7 4 7 7 0 3 0 0 0 0 0 0 12 33 ∞ ∞																			
Frank Brooks, L (1, 1) ERA: 4.7	4.0 18 6 3 3 5 2 0 0 0 0 0 1 46 67 6.75 2.000																			
Mark Corey, R (5, 1) ERA: 4.96	2.0 10 3 2 2 4 0 0 1 0 0 0 0 26 37 9.00 1.500																			
34 John Grabow, L (7, 1) ERA: 5.31	2.0 9 3 1 1 1 0 1 0 0 1 0 23 36 4.50 1.500																			
Brian Meadows, R (9, 1) ERA: 3.55	1.0 4 1 1 1 1 0 0 0 0 0 0 1 13 17 9.00 1.000																			

Cincinnati Reds @ Pittsburgh Pirates
PNC Park, Pittsburgh, PA
Fri Sep 24 2004, 7:05 PM EDT
Att. 29,066 - Cloudy - 76 F

livebaseballscorecards.com

AB	41
R	14
H	17
RBI	13
BB	6
SO	11
LOB	18



BOTTOM

Cincinnati Reds @ Pittsburgh Pirates
PNC Park, Pittsburgh, PA
Fri Sep 24 2004, 7:05 PM EDT
Att: 29,066 - Cloudy - 76 F

livebaseballscorecards.com

AB 38
R 8
H 11
RBI 8
BB 1
SO 6
LOB 12



WP: 0 PA: 40
PB: 0
SB: 0
CS: 0

AB R H RBI BB SO LOB

5 2 3 0 0 0 1

2 0 2 1 0 0 0
2 2 1 1 0 0 0

5 1 2 3 0 0 3

4 1 0 0 1 3 2

4 1 2 3 0 1 0

2 0 0 0 0 0 0
0 0 0 0 0 0 0
1 0 0 0 0 0 1

1 0 0 0 0 0 1
0 0 0 0 0 0 0

3 0 1 0 0 0 1
0 0 0 0 0 0 0
1 0 0 0 0 0 0
0 0 0 0 0 0 0

4 0 0 0 0 2 1

0 0 0 0 0 0 0
1 0 0 0 0 0 0
3 1 0 0 0 0 2

1B: 5 SF: 0
2B: 3 SAC: 1
3B: 1 DP: 1
HR: 2 HBP: 0

1B: 5 SF: 0
2B: 3 SAC: 1
3B: 1 DP: 1
HR: 2 HBP: 0

1B: 5 SF: 0
2B: 3 SAC: 1
3B: 1 DP: 1
HR: 2 HBP: 0

1B: 5 SF: 0
2B: 3 SAC: 1
3B: 1 DP: 1
HR: 2 HBP: 0

1B: 5 SF: 0
2B: 3 SAC: 1
3B: 1 DP: 1
HR: 2 HBP: 0

1B: 5 SF: 0
2B: 3 SAC: 1
3B: 1 DP: 1
HR: 2 HBP: 0

1B: 5 SF: 0
2B: 3 SAC: 1
3B: 1 DP: 1
HR: 2 HBP: 0

1B: 5 SF: 0
2B: 3 SAC: 1
3B: 1 DP: 1
HR: 2 HBP: 0

1B: 5 SF: 0
2B: 3 SAC: 1
3B: 1 DP: 1
HR: 2 HBP: 0

1B: 5 SF: 0
2B: 3 SAC: 1
3B: 1 DP: 1
HR: 2 HBP: 0

1B: 5 SF: 0
2B: 3 SAC: 1
3B: 1 DP: 1
HR: 2 HBP: 0

1B: 5 SF: 0
2B: 3 SAC: 1
3B: 1 DP: 1
HR: 2 HBP: 0

Table with 10 columns (Batter 1-9) and 15 rows of player data. Each cell contains a batter's name, stats, and a baseball diamond diagram showing the play. Batter 1: Jason Kendall, Jack Wilson, Freddy Sanchez, Jason Bay, Craig Wilson, Rob Mackowiak, Tike Redman, Mark Corey, Bobby Hill, Bobby Hill, Humberto Cota, Abraham Nunez, Ty Wigginton, John Grabow, Tony Alvarez, Brian Meadows, Jose Castillo, Ryan Vogelsong, Frank Brooks, Jose Bautista.

Inning Stats table with columns for R, H, E, K, S, WLS, BF, H, R, ER, SO, BB, IBB, HBP, BLK, WP, HR, S, P, ERA, WHIP for each pitcher and a summary row.

Batter	1	2	3	4	5	6	7	8	9	AB R H RBI BB SO LOB	TOP											
6 Ryan Freel, R OBP: 0.375, SLG: 0.369 (1, 8)			G6-3			F7	G6-3			4 1 1 1 1 0 1												
Juan Castro, R OBP: 0.281, SLG: 0.375 (1, 5)	F8			G6-3		G6-3		G1-6-3		5 0 1 0 0 0 4												
Sean Casey, L OBP: 0.389, SLG: 0.556 (1, 3)	SAFE 1B E 1B 1-3	G4-3		G1		WP 1B WP 1B	G1-6-3			5 2 2 0 0 0 1												
Austin Kearns, R OBP: 0.330, SLG: 0.400 Joe Valentine, R (8, 1)	E3 1B 1-2			K		WP 1B BB	K			4 2 1 1 1 2 1 0 0 0 0 0 0 0												
D'Angelo Jimenez, S OBP: 0.364, SLG: 0.390 (1, 4)	BB 1B 1-2 2-3	F8				G6-3 2B	1B IBB			4 1 3 0 1 0 1												
Jason LaRue, R OBP: 0.337, SLG: 0.442 (1, 2)	1B 6 BB 1B 1-2 2-H 3-H			K		G1-3	1B 1-2 2-H 3-H			5 1 2 4 0 1 3												
Felipe Lopez, S OBP: 0.336, SLG: 0.450 (1, 6)	6 BB 1B BB 1-2 2-3			G5-3 S HBP		G6-3	G3			3 0 0 0 1 0 4												
Darren Bragg, L OBP: 0.272, SLG: 0.306 (1, 7) (8, 9)	6 BB 1B 1-2 2-3 3-H			K			IBB			4 0 1 1 1 1 2												
Paul Wilson, R OBP: 0.133, SLG: 0.138 Ryan Wagner, R Adam Dunn, L OBP: 0.391, SLG: 0.559 (8, 7)	K			G5-3		F9	F9			4 0 0 0 0 1 6 0 0 0 0 0 0 0 0 0 0 0 0 0 0												
Inning Stats	R: 5 E: 1 K: 1 S: 26	H: 5 LOB: 3 BB: 2 P: 43	R: 0 E: 0 K: 1 S: 10	H: 1 LOB: 1 BB: 0 P: 14	R: 0 E: 0 K: 1 S: 7	H: 0 LOB: 1 BB: 0 P: 13	R: 0 E: 0 K: 1 S: 6	H: 0 LOB: 0 BB: 0 P: 8	R: 0 E: 0 K: 0 S: 12	H: 1 LOB: 2 BB: 1 P: 22	R: 2 E: 0 K: 0 S: 16	H: 2 LOB: 2 BB: 2 P: 31	R: 0 E: 0 K: 0 S: 6	H: 0 LOB: 0 BB: 0 P: 6	R: 0 E: 0 K: 1 S: 7	H: 1 LOB: 0 BB: 0 P: 8	R: 0 E: 0 K: 0 S: 7	H: 1 LOB: 1 BB: 0 P: 9	1B: 10 2B: 1 3B: 0 HR: 0	SF: 0 SAC: 0 DP: 1 HBP: 1	WP: 2 PB: 0 SB: 1 CS: 0	PA: 44
PITCHER	IP WLS BF H R ER SO BB IBB HBP BLK WP HR S P ERA WHIP											PITCHER	IP WLS BF H R ER SO BB IBB HBP BLK WP HR S P ERA WHIP									
Dave Williams, L ERA: 3.89 (1, 1)	5.0 L 27 7 5 3 4 2 1 1 0 0 0 61 100 5.40 1.800																					
Nelson Figueroa, R ERA: 5.72 (6, 1)	2.0 10 2 2 2 0 1 1 0 0 2 0 22 37 9.00 1.500																					
Mark Corey, R ERA: 4.81 (8, 1)	1.0 3 1 0 0 1 0 0 0 0 0 0 7 8 0.00 1.000																					
Jose Mesa, R ERA: 3.26 (9, 1)	1.0 4 1 0 0 0 0 0 0 0 0 0 7 9 0.00 1.000																					

Cincinnati Reds @ Pittsburgh Pirates
PNC Park, Pittsburgh, PA
Sat Sep 25 2004, 7:05 PM EDT
Att. 26,500 - Sunny - 71 F

livebaseballscorecards.com

AB	38
R	7
H	11
RBI	7
BB	5
SO	5
LOB	23



Batter	1	2	3	4	5	6	7	8	9	AB R H RBI BB SO LOB
18 Jason Kendall, R OBP: 0.401, SLG: 0.388 11 Humberto Cota, R OBP: 0.288, SLG: 0.532	3-2 G6-3		3-1 G6-3		2-2 1B G6-3		0-2 G5-3		1-3 K	3 0 1 0 0 0 0 2 0 0 0 0 1 1
2 Jack Wilson, R OBP: 0.336, SLG: 0.462	1-1 BB 1B 1B		0-1 1B		2-0 G6-3			0-0 F8 1B 1B	3-1 2B	5 1 4 0 0 0 1
Jason Bay, R OBP: 0.369, SLG: 0.573	3-2 BB 1B		2-2 F7			1-1 G6-3		2-1 SAFE 1B 1B	4-1 BB	4 1 2 0 1 0 1
Rob Mackowiak, L OBP: 0.321, SLG: 0.422	4-2 BB 1B		3-2 P3			2-1 G3		0-0 F8	3-3 K	4 0 0 0 1 1 5
Craig Wilson, R OBP: 0.351, SLG: 0.492	1-3 K			2-2 P1		1-3 K		3-2 1B G4-3 1B		4 1 1 1 0 2 3
Daryle Ward, L OBP: 0.304, SLG: 0.481	1-1 F9			0-2 P4			1-0 12 1B BB G4-6-3 1B	3-2 G4-3 1B		4 1 2 1 0 0 3
Ty Wigginton, R OBP: 0.326, SLG: 0.429		0-1 P4		0-1 G5-3			4-2 G4-6-3 BB 1B	1-0 G4-3		3 0 0 1 1 0 1
12 Freddy Sanchez, R OBP: 0.250, SLG: 0.250		1-3 K			0-0 G5-3		2-2 G4-6-3 1B	1-0 P4		4 0 1 0 0 1 1
Dave Williams, L OBP: 0.126, SLG: 0.125 Abraham Nunez, S OBP: 0.278, SLG: 0.318 Nelson Figueroa, R OBP: 0.143, SLG: 0.143 Bobby Hill, S OBP: 0.349, SLG: 0.342 Mark Corey, R Jose Mesa, R Tike Redman, L OBP: 0.301, SLG: 0.363		0-1 G6-3			2-3 K		1-0 G4-6-3		2-2 P6	1 0 0 0 0 0 0 1 0 0 0 0 0 1 0 0 0 0 0 0 0 1 0 0 0 0 0 2 0 0 0 0 0 0 0 0 0 0 0 0 0 0 1 0 0 0 0 0 0

Inning Stats		R: 0	H: 2	E: 0	K: 1	S: 17	R: 0	H: 0	E: 0	K: 1	S: 8	R: 0	H: 1	E: 0	K: 0	S: 11	R: 0	H: 0	E: 0	K: 0	S: 11	R: 0	H: 1	E: 0	K: 1	S: 9	R: 0	H: 0	E: 0	K: 1	S: 7	R: 1	H: 2	E: 0	K: 0	S: 11	R: 3	H: 4	E: 0	K: 0	S: 12	R: 0	H: 1	E: 0	K: 2	S: 12	1B: 10	SF: 0	2B: 1	SAC: 0	3B: 0	DP: 1	HR: 0	HBP: 0	WP: 0	PA: 40
PITCHER	(1, 1)	IP	WLS	BF	H	R	ER	SO	BB	IBB	HBP	BLK	WP	HR	S	P	ERA	WHIP																																						
Paul Wilson, R	(1, 1)	7.0	W	28	6	1	1	4	2	0	0	0	0	0	74	116	1.29	1.143																																						
Ryan Wagner, R	(8, 1)	0.1		5	4	3	3	0	0	0	0	0	0	0	10	18	81.00	12.000																																						
Joe Valentine, R	(8, 1)	1.2	S	7	1	0	0	2	1	0	0	0	0	0	14	29	0.00	1.200																																						

BOTTOM

Cincinnati Reds @ Pittsburgh Pirates

PNC Park, Pittsburgh, PA

Sat Sep 25 2004, 7:05 PM EDT
Att: 26,500 - Sunny - 71 F

livebaseballscorecards.com

AB	37
R	4
H	11
RBI	3
BB	3
SO	6
LOB	18



Batter	1	2	3	4	5	6	7	8	9	AB R H RBI BB SO LOB	TOP											
6 Ryan Freel, R OBP: 0.376, SLG: 0.369 (1, 8) B C B F X	2-2 L8 ①			2-0 F9-5 S 1B ①		X 0-0 L8-4 ②		B H 2-0 1B HBP		3 0 1 0 0 0 3												
Felipe Lopez, S OBP: 0.338, SLG: 0.451 (1, 5) C S S	0-3 K ②			2-1 F9-5 ②		X 0-0 WP 1B		C X 0-1 1B		4 0 2 1 0 1 1												
Sean Casey, L OBP: 0.388, SLG: 0.552 (1, 3) C B B F X	2-2 F7 ③			1-0 G1-3 ③		B B B F F F B 1-2 2-3 BB		X 0-0 F7 ③		3 0 0 0 1 0 2												
Adam Dunn, L OBP: 0.391, SLG: 0.559 (1, 7)		X 0-0 F7 ①			C B F F X 1-2 1B ①	B S S C 1-3 H ③		X 0-0 1B 1B		4 1 2 0 0 1 3												
D'Angelo Jimenez, S OBP: 0.363, SLG: 0.389 (1, 4)		C B X 1-1 G1-3 ②			B X 1-0 G3-6-3 1-2f ②		C B B T T 1-2 F9	D X 1-0 G3-6-1 1B 1-3 1B		4 0 1 0 0 0 1												
Austin Kearns, R OBP: 0.329, SLG: 0.397 (1, 9)		S B B X 2-2 F7 ③			B S X 1-1 P6 ③		B C B B X 3-1 G6-3 ②	F X 0-1 G3-6-1 1B 1-2 3-H 1B		4 0 1 1 0 0 0												
Javier Valentin, S OBP: 0.290, SLG: 0.385 (1, 2)			W S O C 1-3 K ①			C X 0-1 BB 1B 1B	B X 1-0 1B	B O D X 2-1 G3-6-1 ②		4 1 2 0 0 1 2												
Anderson Machado, S OBP: 0.396, SLG: 0.476 (1, 6)		X 0-0 CS 1B			B C C X 2-1 L8-4 1B 1-2 1B		C B B B B 4-2 G6-4-3 BB	D C C C S 2-3 K ③		3 0 2 0 1 1 1												
Jose Acevedo, R OBP: 0.106, SLG: 0.047 (1, 1) Barry Larkin, R OBP: 0.352, SLG: 0.414 (6, PH) Juan Padilla, R (6, 1) Phil Norton, R (7, 1) Jacob Cruz, L OBP: 0.323, SLG: 0.340 (8, PH) Todd Van Hoppel, R OBP: 0.176, SLG: 0.125 (8, 1)			X T O C 0-2 G5-3 ②			B S B C B 4-1 WP 1B 1-2 2-3 BB		C T F X 0-2 G6-4-3 ②		1 0 0 0 0 0 1 0 0 0 0 1 0 0 0 0 0 0 0 0 0 0 0 0 0 0 0 0 1 0 0 0 0 0 1 0 0 0 0 0 0 0												
Inning Stats	R: 0 E: 0 K: 1 S: 9	H: 0 LOB: 0 BB: 0 P: 13	R: 0 E: 0 K: 0 S: 6	H: 0 LOB: 0 BB: 0 P: 9	R: 0 E: 0 K: 1 S: 8	H: 1 LOB: 0 BB: 0 P: 9	R: 0 E: 0 K: 0 S: 4	H: 1 LOB: 0 BB: 0 P: 9	R: 0 E: 0 K: 0 S: 6	H: 1 LOB: 0 BB: 0 P: 9	R: 1 E: 0 K: 1 S: 13	H: 3 LOB: 3 BB: 2 P: 24	R: 0 E: 0 K: 0 S: 7	H: 1 LOB: 1 BB: 0 P: 12	R: 0 E: 0 K: 0 S: 8	H: 1 LOB: 2 BB: 1 P: 14	R: 1 E: 0 K: 1 S: 9	H: 3 LOB: 1 BB: 0 P: 14	1B: 11 2B: 2 3B: 0 HR: 0	SF: 0 SAC: 0 DP: 5 HBP: 1	WP: 1 PB: 0 SB: 1 CS: 1	PA: 35
PITCHER	IP WLS BF H R ER SO BB IBB HBP BLK WP HR S P ERA WHIP																					
Josh Fogg, R ERA: 4.75 (1, 1)	5.2 W 20 6 1 1 2 1 0 0 0 0 0 0 40 62 1.59 1.235																					
Michael Gonzalez, L ERA: 1.35 (6, 1)	1.1 H 5 1 0 0 1 1 0 0 0 1 0 13 23 0.00 1.500																					
16 Salomon Torres, R ERA: 2.68 (8, 1)	1.0 H 5 1 0 0 0 1 0 0 1 0 0 0 8 14 0.00 2.000																					
Jose Mesa, R ERA: 3.34 (9, 1)	1.0 S 5 3 1 1 1 0 0 0 0 0 0 0 9 14 9.00 3.000																					

Cincinnati Reds @ Pittsburgh Pirates
PNC Park, Pittsburgh, PA
Sun Sep 26 2004, 1:35 PM EDT
Att. 23,841 - Unknown - 66 F

livebaseballscorecards.com

AB	31
R	2
H	11
RBI	2
BB	3
SO	4
LOB	15



Batter	1	2	3	4	5	6	7	8	9
18 Jason Kendall, R OBP: 0.404, SLG: 0.394	1-1 G1-6-3 1B	4-1 2B		2-2 1B		0-1 F7		0-1 FC6-4 1B	
2 Jack Wilson, R OBP: 0.337, SLG: 0.463	0-2 G1-6-3 2B	1-0 SAFE 1B		2-3 K			0-1 3B	2-2 FC6-4 1B	
Jason Bay, R OBP: 0.370, SLG: 0.571	0-1 S 1B	0-2 F9		1-1 1B			0-3 K	0-2 P3-1	
Rob Mackowiak, L OBP: 0.324, SLG: 0.428	4-1 1B		3-2 CS 1B	1-3 K			0-1 1B		
Craig Wilson, R OBP: 0.352, SLG: 0.493	1-3 K		1 SAFE 2-1 1B		1-1 F7		4-0 1B		
Tike Redman, L OBP: 0.304, SLG: 0.366	1-0 1B		1-1 2-H 1B		0-0 P5		1-2 1B		
Ty Wigginton, R OBP: 0.324, SLG: 0.426	1-0 F8		2-1 L5		1-2 F9		2-3 K		
Michael Gonzalez, R OBP: 1.000, SLG: 2.000			1 SAFE 0-1 F8			0-1 F8		2-3 K	
12 Freddy Sanchez, R OBP: 0.231, SLG: 0.231				1-3 K				0-0 FC6-4 1B	
16 Salomon Torres, R OBP: 0.500, SLG: 1.000									
Jose Mesa, R OBP: 0.350, SLG: 0.343									

Inning Stats	R: 2	H: 3	E: 0	K: 1	S: 13	L: 2	BB: 21	R: 0	H: 1	E: 0	K: 0	S: 9	R: 0	H: 3	E: 0	K: 0	S: 12	R: 0	H: 2	E: 0	K: 3	S: 17	R: 0	H: 0	E: 0	K: 0	S: 6	R: 0	H: 0	E: 0	K: 0	S: 7	R: 1	H: 3	E: 0	K: 2	S: 13	R: 0	H: 2	E: 0	K: 1	S: 16	1B: 9	2B: 4	3B: 1	HR: 0	SF: 0	SAC: 0	DP: 0	HBP: 0
--------------	------	------	------	------	-------	------	--------	------	------	------	------	------	------	------	------	------	-------	------	------	------	------	-------	------	------	------	------	------	------	------	------	------	------	------	------	------	------	-------	------	------	------	------	-------	-------	-------	-------	-------	-------	--------	-------	--------

PITCHER	IP	WLS	BF	H	R	ER	SO	BB	IBB	HBP	BLK	WP	HR	S	P	ERA	WHIP
Jose Acevedo, R ERA: 6.13	(1, 1)	5.0	L	25	9	3	3	4	2	0	0	0	0	57	90	5.40	2.200
Juan Padilla, R ERA: 8.02	(6, 1)	1.1		5	1	1	1	0	0	0	0	0	0	12	15	6.75	0.750
Phil Norton, L ERA: 5.1	(7, 1)	0.2		4	2	0	1	0	1	0	0	0	0	8	15	0.00	3.000
Todd Van Poppel, R ERA: 6.17	(8, 1)	1.0		5	2	0	1	0	0	0	0	0	0	16	20	0.00	2.000

AB R H RBI BB SO LOB

4	1	3	0	1	0	0
5	1	2	0	0	1	4
5	1	2	1	0	1	5
3	0	2	1	1	1	2
3	1	1	0	1	1	2
4	0	3	2	0	0	0
3	0	0	0	0	0	3
0	0	0	0	0	0	0
1	0	0	0	0	1	2
0	0	0	0	0	0	0
0	0	0	0	0	0	0
4	0	0	0	0	1	1
2	0	0	0	0	1	0
2	0	1	0	0	0	0

AB	36
R	4
H	14
RBI	4
BB	3
SO	7
LOB	19



WP	PA	ERA	WHIP
0	39		
0			
1			
1			

Cincinnati Reds @ Pittsburgh Pirates
PNC Park, Pittsburgh, PA
Sun Sep 26 2004, 1:35 PM EDT
Att: 23,841 - Unknown - 66 F

livebaseballscorecards.com

Batter	1	2	3	4	5	6	7	8	9	AB R H RBI BB SO LOB	TOP											
18 Jason Kendall, R OBP: 0.401, SLG: 0.390 (1, 2)	1-3 K		2-0 FC6-4		1-2 G5-3		2-1 G6-3		0-1 FC6-2	5 0 0 0 0 1 4												
2 Jack Wilson, R OBP: 0.336, SLG: 0.461 (1, 6)	1-2 G5-3			3-2 P6		3-1 F9		0-1 G1-3	1-2 1B	5 0 1 2 0 0 0												
Jason Bay, R OBP: 0.368, SLG: 0.565 (1, 7)	2-2 P3			2-3 K		0-1 P4		0-0 G6-3	4-0 FC4-6 BB	4 0 0 0 1 1 0												
Craig Wilson, R OBP: 0.354, SLG: 0.494 (1, 3)		2-2 F9		4-2 HR BB		0-0 2B 2B		4-2 HBP	0-1 FC4-6	3 2 1 0 1 0 3												
Ty Wigginton, R OBP: 0.325, SLG: 0.432 (1, 5)		2-2 F8		0-0 HR		4-0 2B IBB		1 SAFE K		3 2 1 2 1 1 1												
Tike Redman, L OBP: 0.307, SLG: 0.370 (1, 8)		0-1 P5		0-1 1B		3-2 2B			1-1 HBP 1B FC6-2 HBP	3 0 2 2 0 0 0												
19 José Bautista, R OBP: 0.263, SLG: 0.239 (1, 9)			0-3 K		1-3 K		1-3 K		1-3 SAFE K	3 0 0 0 0 3 2												
Rob Mackowiak, L OBP: 0.323, SLG: 0.427 (9, PH)									1 SAFE K	1 0 0 0 0 1 1	AB 33											
Jose Castillo, R OBP: 0.293, SLG: 0.352 (1, 4)			0-2 F9		0-1 G1-3		1-0 G5-3		1 SAFE 18 FC6-2 2 1B HBP	4 1 1 0 0 0 0	R 6											
Oliver Pérez, L OBP: 0.250, SLG: 0.196 (1, 1)			4-2 18 FC6-4 BB		2-1 L6		0-3 K		1-0 18 FC6-2 2 1B HBP	2 0 0 0 1 1 0	H 6											
16 Salomon Torres, R OBP: 0.500, SLG: 1.000 (7, 1)										0 0 0 0 0 0 0	RBI 6											
Bobby Hill, S OBP: 0.352, SLG: 0.343 (9, PH)										0 0 0 0 0 0 0	BB 4											
Michael Gonzalez, R OBP: 1.000, SLG: 2.000 (9, 1)										0 0 0 0 0 0 0	SO 8											
											LOB 11											
Inning Stats	R: 0 E: 0 K: 1 S: 10	H: 0 LOB: 0 BB: 0 P: 14	R: 0 E: 0 K: 0 S: 8	H: 0 LOB: 0 BB: 0 P: 12	R: 0 E: 0 K: 1 S: 10	H: 0 LOB: 1 BB: 1 P: 16	R: 2 E: 0 K: 2 S: 15	H: 2 LOB: 1 BB: 1 P: 25	R: 0 E: 0 K: 0 S: 7	H: 0 LOB: 0 BB: 0 P: 10	R: 2 E: 0 K: 1 S: 11	H: 2 LOB: 1 BB: 1 P: 22	R: 0 E: 0 K: 1 S: 8	H: 0 LOB: 0 BB: 0 P: 11	R: 0 E: 0 K: 1 S: 8	H: 0 LOB: 1 BB: 0 P: 14	R: 2 E: 0 K: 1 S: 14	H: 2 LOB: 3 BB: 1 P: 22	1B: 3 2B: 2 3B: 0 HR: 1	SF: 0 SAC: 0 DP: 0 HBP: 3	WP: 0 PB: 0 SB: 0 CS: 0	PA: 40
PITCHER	IP WLS BF H R ER SO BB IBB HBP BLK WP HR S P ERA WHIP																					
Eric Milton, L ERA: 4.73 (1, 1)	6.0 L 25 4 4 4 5 2 1 0 0 0 1 61 99 6.00 1.000																					
Roberto Hernandez, R ERA: 4.85 (7, 1)	1.0 3 0 0 0 1 0 0 0 0 0 0 8 11 0.00 0.000																					
Felix Rodriguez, R ERA: 3.34 (8, 1)	1.0 4 0 0 0 1 0 0 1 0 0 0 8 14 0.00 0.000																					
Todd Jones, R ERA: 4.31 (9, 1)	1.0 8 2 2 2 1 1 0 2 0 0 0 14 22 18.00 3.000																					

Pittsburgh Pirates @ Philadelphia Phillies
Citizens Bank Park, Philadelphia, PA

Mon Sep 27 2004, 7:05 PM EDT
Att. 30,268 - Unknown - 72 F

livebaseballscorecards.com



Batter	1	2	3	4	5	6	7	8	9	AB R H RBI BB SO LOB	TOP											
18 Jason Kendall, R OBP: 0.401, SLG: 0.390 (1, 2)	1-1 G4-3	2-2 F9			3-2 1B		1-2 1B		0-2 F8	5 0 2 0 0 0 1												
2 Jack Wilson, R OBP: 0.335, SLG: 0.460 (1, 6)	2-2 1B		1-2 G5-3		2-1 SF8		0-1 G3			3 0 1 1 0 0 1												
Jason Bay, R OBP: 0.364, SLG: 0.559 (1, 7)	1-3 K		1-2 F7		2-1 G6-3			0-2 K		4 0 0 0 0 2 2												
Daryle Ward, L OBP: 0.307, SLG: 0.481 (1, 3)	1-1 F9		0-0 G6-3		1-2 1B		3-2 1B			4 0 2 0 0 0 1												
Rob Mackowiak, L OBP: 0.323, SLG: 0.425 (1, 9)		2-1 1B HR		3-1 P6		2-2 G6-4-3		1-3 K		4 1 1 0 0 1 2												
Tike Redman, L OBP: 0.308, SLG: 0.371 (1, 8)		1-2 1B HR		3-1 G4-3		2-2 1B FC6-4		2-2 G6-3		4 1 2 0 0 0 1												
Ty Wigginton, R OBP: 0.325, SLG: 0.438 (1, 5)		2-0 HR		1-3 K		0-0 FC6-4			0-1 G3-1	3 1 1 3 0 1 1												
Mark Corey, R (7, 1)										0 0 0 0 0 0 0	AB 34											
Frank Brooks, L (8, 1)										0 0 0 0 0 0 0	R 4											
Abraham Nunez, S (9, PH) OBP: 0.277, SLG: 0.316		1-H 2-H HR				1-2f				1 0 0 0 0 0 0	H 10											
Jose Castillo, R OBP: 0.293, SLG: 0.351 (1, 4)		2-2 G6-3			0-0 1B 18 45 2 SF8 SH2-4		1-0 G4-3		0-1 G4-3	4 1 1 0 0 0 0	RBI 4											
45 Ian Snell, R (1, 1)											BB 1											
34 John Grabow, L (6, 1)											SO 5											
Brian Meadows, R (6, 1)		1-3 K			0-0 SH2-4		2-1 G4-3		4-2 BB	1 0 0 0 0 1 0	LOB 9											
Bobby Hill, S (6, 5) OBP: 0.354, SLG: 0.342					1-2					0 0 0 0 0 0 0												
										1 0 0 0 1 0 0												
Inning Stats	R: 0 E: 0 K: 1 S: 11	H: 1 LOB: 1 BB: 0 P: 16	R: 3 E: 0 K: 1 S: 16	H: 3 LOB: 0 BB: 0 P: 26	R: 0 E: 0 K: 0 S: 7	H: 0 LOB: 0 BB: 0 P: 9	R: 0 E: 0 K: 1 S: 7	H: 0 LOB: 0 BB: 0 P: 14	R: 1 E: 0 K: 0 S: 9	H: 2 LOB: 1 BB: 0 P: 16	R: 0 E: 0 K: 0 S: 11	H: 2 LOB: 1 BB: 0 P: 16	R: 0 E: 0 K: 0 S: 8	H: 1 LOB: 1 BB: 0 P: 12	R: 0 E: 0 K: 2 S: 14	H: 1 LOB: 1 BB: 0 P: 20	R: 0 E: 0 K: 0 S: 11	H: 0 LOB: 1 BB: 1 P: 15	1B: 9 2B: 0 3B: 0 HR: 1	SF: 1 SAC: 1 DP: 1 HBP: 0	WP: 0 PB: 0 SB: 0 CS: 0	PA: 37
PITCHER	IP WLS BF H R ER SO BB IBB HBP BLK WP HR S P ERA WHIP																					
Vicente Padilla, R (1, 1) ERA: 4.53	5.0 W 21 6 4 4 3 0 0 0 0 0 1 50 81 7.20 1.200																					
Rheal Cormier, L (6, 1) ERA: 3.63	1.0 H 4 2 0 0 0 0 0 0 0 0 0 0 11 16 0.00 2.000																					
63 Ryan Madson, R (7, 1) ERA: 2.43	2.0 8 2 0 0 2 0 0 0 0 0 0 0 22 32 0.00 1.000																					
Tim Worrell, R (9, 1) ERA: 3.62	1.0 4 0 0 0 0 1 0 0 0 0 0 0 11 15 0.00 1.000																					

Pittsburgh Pirates @ Philadelphia Phillies
Citizens Bank Park, Philadelphia, PA
Wed Sep 29 2004, 5:05 PM EDT
Unknown - 69 F

livebaseballscorecards.com



Batter	1	2	3	4	5	6	7	8	9
11 Jimmy Rollins, S OBP: 0.345, SLG: 0.440	0-2 G1	0-0 BB 1B 1-2 1B	0-0 G4-3			0-0 1-H 2-H 26 SF8 3B	2-2 F8		
Placido Polanco, R OBP: 0.340, SLG: 0.431	2-1 G5-3	1-2 BB 1-2 2-H 1B			1-3 K	4-2 BB 1B BB		0-1 F7	
Bobby Abreu, L OBP: 0.423, SLG: 0.532	1-0 2B	4-1 26 G4-6-3 1-2 2-3 BB			2-2 1-4-3 1B	4-2 1B 1-2 BB		4-1 26 BLK BB	
David Bell, R OBP: 0.368, SLG: 0.467	0-2 G3-1	0-3 K			3-1 SAFE SAFE SAFE SAFE 1-1 L4-3	2-2 K		2-2 P6	
26 Chase Utley, L OBP: 0.303, SLG: 0.469						1-3 K		1-0 SAFE P5	
Jason Michaels, R OBP: 0.359, SLG: 0.397		0-1 1B 1-2 HR 1B			0-2 L7	0-1 1-2 2-H 1B			
63 Ryan Madson, L Tim Worrell, R									
Pat Burrell, R OBP: 0.362, SLG: 0.456		0-1 HR 1-3 2-H 1B			0-3 K			3-3 K	
Todd Pratt, R OBP: 0.340, SLG: 0.331		0-0 1-H 3-H HR				4-1 1B 11 3B BB		2-3 K	
Vicente Padilla, R OBP: 0.162, SLG: 0.114		4-2 11 1B 1B BB				0-0 11 3B 1-2 1B		0-0 1B	
Rheal Cormier, L Doug Glanville, R OBP: 0.255, SLG: 0.277									

Inning Stats	R: 0	H: 1	E: 0	K: 0	S: 9	H: 1	LOB: 1	BB: 0	P: 12	R: 5	H: 5	E: 0	K: 1	S: 16	H: 2	LOB: 2	BB: 3	P: 30	R: 0	H: 1	E: 0	K: 1	S: 12	R: 0	H: 0	E: 0	K: 2	S: 9	H: 3	LOB: 2	BB: 3	P: 36	R: 0	H: 1	E: 0	K: 2	S: 11	R: 0	H: 0	E: 0	K: 0	S: 9	H: 0	LOB: 1	BB: 1	P: 16	
1B: 10	SF: 1	2B: 2	SAC: 0	3B: 1	DP: 2	HR: 1	HBP: 0																																								

PITCHER	IP	WLS	BF	H	R	ER	SO	BB	IBB	HBP	BLK	WP	HR	S	P	ERA	WHIP
45 Ian Snell, R ERA: 7.5	(1, 1)	5.0	L	29	11	8	8	5	5	0	0	0	1	59	96	14.40	3.200
34 John Grabow, L ERA: 5.31	(6, 1)	0.0		1	0	0	0	1	0	0	0	0	0	5	9	∞	∞
Brian Meadows, R ERA: 3.51	(6, 1)	1.0		3	1	0	1	0	0	0	0	0	0	10	14	0.00	1.000
Mark Corey, R ERA: 4.67	(7, 1)	1.0		4	1	0	2	0	0	0	0	0	0	11	17	0.00	1.000
Frank Brooks, L ERA: 4.41	(8, 1)	1.0		4	0	0	0	1	0	0	1	0	0	9	16	0.00	1.000

BOTTOM

Pittsburgh Pirates @ Philadelphia Phillies
Citizens Bank Park, Philadelphia, PA
Wed Sep 29 2004, 5:05 PM EDT
Unknown - 69 F

livebaseballscores.com

AB	33
R	8
H	13
RBI	8
BB	7
SO	8
LOB	18



WP: 0	PA: 41
PB: 0	
SB: 0	
CS: 0	

Batter	1		2		3		4		5		6		7		8		9		AB R H RBI BB SO LOB	TOP	
Tike Redman, L OBP: 0.310, SLG: 0.371 (1, 8)	4-1 BB				2-1 HR				2-0 P5			3-2 SAFE K							3 1 1 0 1 1 2		
Jack Wilson, R OBP: 0.336, SLG: 0.460 (1, 6)	1-3 SAFE K				4-2 SAFE HR				1-1 G6-3			0-2 1B							3 1 1 0 1 1 2		
Jason Bay, R OBP: 0.366, SLG: 0.566 (1, 7)	1-2 G3-6-3 1B				3-2 1-H 2-H HR				0-0 L5			2-3 SAFE K							4 1 2 3 0 1 1		
Rob Mackowiak, L OBP: 0.322, SLG: 0.424 (1, 9)	1-0 G3-6-3 1-2f				1-2 P4				2-2 1B 1B			2-3 K							4 0 1 0 0 1 3		
Ty Wigginton, R OBP: 0.325, SLG: 0.436 (1, 5)		1-2 F8					1-1 G5-3		0-0 SAFE K			3-2 K							4 0 1 0 0 1 1		
Craig Wilson, R OBP: 0.353, SLG: 0.492 (1, 3)		1-3 K					0-0 F9		0-0 G5-4-3 1-2f			1-1 FC6-4 1B							4 0 1 0 0 1 2		
11 Humberto Cota, R OBP: 0.271, SLG: 0.500 (1, 2)		1-2 G5-3					2-2 L5				0-1 G5-3			1-1 FC6-4 PB 1-2f					4 0 0 0 0 0 1		
Abraham Nunez, S OBP: 0.277, SLG: 0.322 (1, 4)					0-1 F8				1-0 SH5-4 2B			0-2 G5-3			3-3 SAFE K				3 0 1 0 0 0 0		
Tony Alvarez, R OBP: 0.293, SLG: 0.361 (9, PH)									0-0 SH5-4			4-1 BB			1-2 K				1 0 0 0 0 1 1		
Ryan Vogelsong, R OBP: 0.266, SLG: 0.290 (6, 1)					2-3 K										1-3 K				1 0 0 0 0 1 0		
Michael Gonzalez, R OBP: 1.000, SLG: 2.000 (7, PH)																			0 0 0 0 0 0 0		
Bobby Hill, S OBP: 0.356, SLG: 0.342 (7, 1)																			0 0 0 0 0 1 0		
16 Salomon Torres, R OBP: 0.500, SLG: 1.000 (7, 1)																			0 0 0 0 0 0 0		
Brian Meadows, R (7, 1)																			0 0 0 0 0 0 0		
34 John Grabow, L (8, 1)																			0 0 0 0 0 0 0		
Jose Castillo, R OBP: 0.292, SLG: 0.350 (9, PH)									2-3										1 0 0 0 0 1 1		
Inning Stats	R: 0 E: 0 K: 1 S: 8	H: 1 LOB: 1 BB: 1 P: 15	R: 0 E: 0 K: 1 S: 9	H: 0 LOB: 0 BB: 0 P: 12	R: 3 E: 0 K: 1 S: 17	H: 2 LOB: 0 BB: 1 P: 29	R: 0 E: 0 K: 0 S: 7	H: 0 LOB: 0 BB: 0 P: 10	R: 0 E: 0 K: 0 S: 5	H: 1 LOB: 1 BB: 0 P: 9	R: 0 E: 0 K: 0 S: 6	H: 2 LOB: 1 BB: 0 P: 8	R: 0 E: 0 K: 1 S: 11	H: 0 LOB: 1 BB: 1 P: 17	R: 0 E: 0 K: 3 S: 13	H: 1 LOB: 1 BB: 0 P: 20	R: 0 E: 0 K: 2 S: 16	H: 1 LOB: 1 BB: 0 P: 22	1B: 6 2B: 1 3B: 0 HR: 1	SF: 0 SAC: 1 DP: 2 HBP: 0	WP: 0 PA: 36 PB: 1 SB: 2 CS: 0
39 Brett Myers, R ERA: 5.53 (1, 1)	IP: 7.0 WLS: W BF: 28 H: 6 R: 3 ER: 3 SO: 4 BB: 3 IBB: 0 HBP: 0 BLK: 0 WP: 0 HR: 1 S: 63 P: 100 ERA: 3.86 WHIP: 1.286																				
Felix Rodriguez, R ERA: 3.29 (8, 1)	IP: 1.0 WLS: W BF: 4 H: 1 R: 0 ER: 0 SO: 3 BB: 0 IBB: 0 HBP: 0 BLK: 0 WP: 0 HR: 0 S: 13 P: 20 ERA: 0.00 WHIP: 1.000																				
Billy Wagner, L ERA: 2.58 (9, 1)	IP: 1.0 WLS: W BF: 4 H: 1 R: 0 ER: 0 SO: 2 BB: 0 IBB: 0 HBP: 0 BLK: 0 WP: 0 HR: 0 S: 16 P: 22 ERA: 0.00 WHIP: 1.000																				

Pittsburgh Pirates @ Philadelphia Phillies
Citizens Bank Park, Philadelphia, PA

Wed Sep 29 2004, 5:10 PM EDT
Att. 33,127 - Cloudy - 63 F

livebaseballscorecards.com

AB	32
R	3
H	8
RBI	3
BB	3
SO	9
LOB	14



Batter	1	2	3	4	5	6	7	8	9
11 Jimmy Rollins, S OBP: 0.345, SLG: 0.439	2-2 F8		0-0 G4-3		4-1 1B BB		0-0 1-2 E 1B	2-1 P2	
Placido Polanco, R OBP: 0.340, SLG: 0.431	1-1 G4-3			2-1 G6-3	1-0 1-2 2-3 3-H 1B		1-1 E 26 2B 1B	1-0 G6-3	
Bobby Abreu, L OBP: 0.424, SLG: 0.534	3-2 2B			4-1 6 G4-3 BB	0-2 F8		3-2 E6 26 2B 1-3 2-H	2-1 1B	
6 Ryan Howard, L OBP: 0.317, SLG: 0.526	2-1 F7			2-1 G4-3		2-2 G3	SAFE 3-3 K	0-3 K	
Jason Michaels, R OBP: 0.361, SLG: 0.394		4-2 26 G6-3 BB		3-2 F9		2-3 K	4-2 26 2B BB		
26 Chase Utley, L OBP: 0.309, SLG: 0.477		2-2 SAFE G6-3 1-2f			3-1 1B 1B	2-2 1B	2-2 1-3 2-H 3-H 2B		
Mike Lieberthal, R OBP: 0.337, SLG: 0.454		2-1 G6-3			1-2 1B 39 SH3-4 1B	0-2 P4	1-0 2B		
Doug Glanville, R OBP: 0.249, SLG: 0.270			0-2 P3		0-2 P3		B5-3 G6-3		
39 Brett Myers, R OBP: 0.212, SLG: 0.260			2-2 G1-6-3		0-0 SH3-4		2-2 11 1B 1B	4-2 G6-3 11 S BB	
Marlon Byrd, R OBP: 0.288, SLG: 0.322									
Felix Rodriguez, R									
Lou Collier, R OBP: 0.390, SLG: 0.400									
Billy Wagner, L									

Inning Stats	R: 0 E: 0 K: 13 S: 17	H: 1 LOB: 1 BB: 21 P: 21	R: 0 E: 0 K: 9 S: 17	H: 0 LOB: 0 BB: 1 P: 17	R: 0 E: 0 K: 8 S: 10	H: 0 LOB: 1 BB: 21 P: 21	R: 1 E: 0 K: 17 S: 26	H: 3 LOB: 3 BB: 1 P: 26	R: 0 E: 0 K: 14 S: 20	H: 1 LOB: 1 BB: 0 P: 20	R: 6 E: 1 K: 28 S: 44	H: 5 LOB: 1 BB: 1 P: 44	R: 1 E: 0 K: 12 S: 21	H: 1 LOB: 1 BB: 1 P: 21
--------------	--------------------------------	-----------------------------------	-------------------------------	----------------------------------	-------------------------------	-----------------------------------	--------------------------------	----------------------------------	--------------------------------	----------------------------------	--------------------------------	----------------------------------	--------------------------------	----------------------------------

PITCHER	IP	WLS	BF	H	R	ER	SO	BB	IBB	HBP	BLK	WP	HR	S	P	ERA	WHIP
Ryan Vogelsong, R ERA: 6.5	(1, 1)	5.0		21	4	1	0	0	3	0	0	0	0	57	95	1.80	1.400
Michael Gonzalez, L ERA: 1.29	(6, 1)	1.0	H	4	1	0	1	0	0	0	0	0	0	14	20	0.00	1.000
16 Salomon Torres, R ERA: 2.72	(7, 1)	0.2	L	9	5	1	1	1	0	0	0	0	0	26	41	13.50	9.000
Brian Meadows, R ERA: 3.58	(7, 1)	1.0		4	0	1	0	1	0	0	0	0	0	8	16	9.00	1.000
34 John Grabow, L ERA: 5.28	(8, 1)	0.1		2	1	0	1	0	0	0	0	1	0	6	8	0.00	3.000

AB	R	H	RBI	BB	SO	LOB
4	1	1	0	1	0	1
5	1	2	2	0	0	1
4	1	2	0	1	0	4
5	0	0	0	0	2	5
2	1	0	0	2	1	1
4	2	3	2	0	0	1
4	0	2	2	0	0	1
4	0	0	0	0	0	3
1	0	0	0	0	0	0
1	1	1	0	0	0	0
0	0	0	0	0	0	0
0	1	0	0	1	0	0
0	0	0	0	0	0	0

AB	34
R	8
H	11
RBI	6
BB	5
SO	3
LOB	17



WP	PA
1	40
PB: 0	
SB: 2	
CS: 0	

Pittsburgh Pirates @ Philadelphia Phillies
Citizens Bank Park, Philadelphia, PA
Wed Sep 29 2004, 5:10 PM EDT
Att: 33,127 - Cloudy - 63 F

livebaseballscorecards.com

Batter	1	2	3	4	5	6	7	8	9	AB R H RBI BB SO LOB	TOP											
18 Jason Kendall, R OBP: 0.400, SLG: 0.389 (1, 2) C B F S	1-3 K		1-1 G6-3		2-2 L8			2-1 G6-4-3 1B		4 0 1 0 0 1 0												
2 Jack Wilson, R OBP: 0.336, SLG: 0.458 Mark Corey, R (8, 1) C X	0-1 E5		0-0 WP 1B			1-1 P4		1-1 G6-4-3 1-2f		4 0 1 0 0 0 1 0 0 0 0 0 0 0												
Jason Bay, R OBP: 0.362, SLG: 0.561 (1, 7) B 1 SAFE F S	1-3 K		2-3 K 1-2			0-3 K			0-0 F8	4 0 0 0 0 3 2												
Rob Mackowiak, L OBP: 0.320, SLG: 0.420 (1, 9) 1 SAFE C B F S X	2-2 G6-3			2-2 G4-3		3-3 K			2-1 G3	4 0 0 0 0 1 1												
Craig Wilson, R OBP: 0.354, SLG: 0.499 (1, 3) S C B F S		1-3 K		1-0 G5-3			1-2 HR		2-0 2B	4 1 2 1 0 1 0												
Tike Redman, L OBP: 0.309, SLG: 0.370 (1, 8) B B F S X		2-2 FC6-4 1B		2-0 E7			1-3 K		0-1 G6-3	4 0 1 0 0 1 1												
Ty Wigginton, R OBP: 0.323, SLG: 0.433 (1, 5) S 1 SAFE B X		1-1 F8		0-1 G5-3			0-0 G6-3			3 0 0 0 0 0 2												
12 Freddy Sanchez, R OBP: 0.188, SLG: 0.188 (8, 6) 1 SAFE 1 SAFE X		0-0 FC6-4 1-2f			3-2 G5-3		3-2 G6-3			3 0 0 0 0 0 1												
Dave Williams, L OBP: 0.111, SLG: 0.111 Abraham Nunez, S OBP: 0.276, SLG: 0.320 34 John Grabow, L Frank Brooks, L Bobby Hill, S OBP: 0.355, SLG: 0.341 (8, 4) X			0-0 G3		0-0 G4-3			2-1 G4-3		1 0 0 0 0 0 0 1 0 1 0 0 0 0 0 0												
Inning Stats	R: 0 E: 1 K: 2 S: 11	H: 0 LOB: 1 BB: 0 P: 15	R: 0 E: 0 K: 1 S: 9	H: 1 LOB: 1 BB: 0 P: 13	R: 0 E: 0 K: 1 S: 7	H: 1 LOB: 1 BB: 0 P: 10	R: 0 E: 1 K: 0 S: 7	H: 0 LOB: 1 BB: 0 P: 12	R: 0 E: 0 K: 0 S: 8	H: 0 LOB: 0 BB: 0 P: 13	R: 0 E: 0 K: 2 S: 11	H: 0 LOB: 0 BB: 0 P: 15	R: 1 E: 0 K: 1 S: 10	H: 1 LOB: 0 BB: 0 P: 15	R: 0 E: 0 K: 0 S: 6	H: 1 LOB: 0 BB: 0 P: 11	R: 0 E: 0 K: 0 S: 6	H: 1 LOB: 1 BB: 0 P: 10	1B: 3 2B: 1 3B: 0 HR: 1	SF: 0 SAC: 0 DP: 1 HBP: 0	WP: 1 PB: 0 SB: 0 CS: 0	PA: 33
PITCHER Paul Wilson, R ERA: 4.36 (1, 1)	IP 9.0 WLS W BF 33 H 5 R 1 ER 1 SO 7 BB 0 IBB 0 HBP 0 BLK 0 WP 1 HR 1 S 75 P 114 ERA 1.00 WHIP 0.556											PITCHER	IP WLS BF H R ER SO BB IBB HBP BLK WP HR S P ERA WHIP									

Pittsburgh Pirates @ Cincinnati Reds
Great American Ball Park, Cincinnati, OH

Fri Oct 01 2004, 7:10 PM EDT
Att. 26,841 - Unknown - 67 F

livebaseballscorecards.com

AB	33
R	1
H	5
RBI	1
BB	0
SO	7
LOB	8



Batter	1	2	3	4	5	6	7	8	9	AB R H RBI BB SO LOB
Felipe Lopez, S OBP: 0.319, SLG: 0.414 (1, 5)	1-2 L5		0-3 K	1-3 K			0-3 K2-3			4 0 0 0 0 3 2
Barry Larkin, R OBP: 0.349, SLG: 0.419 (1, 6)	1-2 G4-3		1-0 G5-3			1-2 K	0-0 HR			4 1 1 1 0 1 0
Sean Casey, L OBP: 0.382, SLG: 0.538 (1, 3)	1-1 G1-3		2-3 K			2-2 G3	2-2 F7			4 0 0 0 0 1 0
Austin Kearns, R OBP: 0.332, SLG: 0.435 (1, 9)		2-3 K		4-2 2B 2B BB	2-3 K		0-0 G6-3			3 1 0 0 1 2 0
Adam Dunn, L OBP: 0.388, SLG: 0.570 (1, 7)		2-0 HR		1-2 2B		0-3 K		0-0 L3		4 2 2 1 0 1 0
Juan Castro, R OBP: 0.283, SLG: 0.387 (1, 4)		0-2 HR		0-0 2B		1-3 K		2-1 G5-3		4 1 2 3 0 1 0
Jason LaRue, R OBP: 0.337, SLG: 0.435 (1, 2)		1-1 G6-3		0-3 K		0-1 1B		2-1 HBP		3 0 1 0 0 1 1
Darren Bragg, L OBP: 0.260, SLG: 0.309 (1, 8)		0-1 1B		1-2 F9		1-1 1B		2-1 G4-3		4 0 2 0 0 0 2
Paul Wilson, R OBP: 0.143, SLG: 0.133 (1, 1)		1-3 K		4-2 BB		0-3 K				2 0 0 0 1 2 3

Inning Stats	R: 0	H: 0	E: 0	K: 0	S: 12	LOB: 0	BB: 0	P: 15	R: 2	H: 3	E: 0	K: 2	S: 16	LOB: 1	BB: 0	P: 22	R: 0	H: 0	E: 0	K: 2	S: 7	LOB: 0	BB: 0	P: 10	R: 2	H: 2	E: 0	K: 2	S: 20	LOB: 2	BB: 2	P: 31	R: 0	H: 0	E: 0	K: 2	S: 9	LOB: 0	BB: 0	P: 14	R: 0	H: 2	E: 0	K: 3	S: 14	LOB: 2	BB: 0	P: 16	R: 1	H: 1	E: 0	K: 1	S: 13	LOB: 0	BB: 0	P: 15	R: 0	H: 0	E: 0	K: 0	S: 6	LOB: 1	BB: 0	P: 12	1B: 3	SF: 0	2B: 2	SAC: 0	3B: 0	DP: 0	HR: 3	HBP: 1	WP: 0	PA: 35
--------------	------	------	------	------	-------	--------	-------	-------	------	------	------	------	-------	--------	-------	-------	------	------	------	------	------	--------	-------	-------	------	------	------	------	-------	--------	-------	-------	------	------	------	------	------	--------	-------	-------	------	------	------	------	-------	--------	-------	-------	------	------	------	------	-------	--------	-------	-------	------	------	------	------	------	--------	-------	-------	-------	-------	-------	--------	-------	-------	-------	--------	-------	--------

PITCHER	IP	WLS	BF	H	R	ER	SO	BB	IBB	HBP	BLK	WP	HR	S	P	ERA	WHIP
Dave Williams, L ERA: 4.42 (1, 1)	4.0	L	19	5	4	4	6	2	0	0	0	0	0	55	78	9.00	1.750
34 John Grabow, L ERA: 5.11 (5, 1)	2.0		8	2	0	0	5	0	0	0	0	0	0	23	30	0.00	1.000
Frank Brooks, L ERA: 4.67 (7, 1)	1.0		4	1	1	1	1	0	0	0	0	0	1	13	15	9.00	1.000
Mark Corey, R ERA: 4.54 (8, 1)	1.0		4	0	0	0	0	0	0	1	0	0	0	6	12	0.00	0.000


BOTTOM

Pittsburgh Pirates @ Cincinnati Reds
Great American Ball Park, Cincinnati, OH

Fri Oct 01 2004, 7:10 PM EDT
Att: 26,841 - Unknown - 67 F

livebaseballscorecards.com

AB	32
R	5
H	8
RBI	5
BB	2
SO	12
LOB	8



Batter	1	2	3	4	5	6	7	8	9	AB R H RBI BB SO LOB	TOP			
18 Jason Kendall, R (1, 2) OBP: 0.401, SLG: 0.393	3-2 X F8		2-2 12 SH5-3 1B		0-1 12 G4-3 12 S 1B		0-0 2B		1-1 P3	5 0 3 0 0 0 0				
12 Freddy Sanchez, R (1, 6) OBP: 0.158, SLG: 0.158 Abraham Nunez, S (9, PH) OBP: 0.275, SLG: 0.319 (9, 6)	1-3 K		0-0 SH5-3 1-2		1-2 G4-3 1-3		0-2 G1-3		1-1 G3	3 0 0 0 0 1 2 1 0 0 0 0 0 0				
Jason Bay, R (1, 7) OBP: 0.359, SLG: 0.554	1-0 G6-3		1-2 G6-3		0-0 L5		3-1 F9		2-1 G5-3	5 0 0 0 0 0 3				
Daryle Ward, L (1, 3) OBP: 0.306, SLG: 0.476 Michael Gonzalez, R (7, 1) OBP: 1.000, SLG: 2.000 16 Salomon Torres, R (8, 1) OBP: 0.500, SLG: 1.000 Jose Mesa, R (9, 1)		2-0 P2	4-0 BB		1-1 P2		1-2 G4-3			3 0 0 0 1 0 2 0				
Craig Wilson, R (1, 9) OBP: 0.353, SLG: 0.497 (7, 3)		0-0 1B E 1B	0-0 G5-3			2-1 G5-3		1-3 K		4 1 1 0 0 1 2				
Tike Redman, L (1, 8) OBP: 0.311, SLG: 0.371		0-2 L6		0-2 F7		0-1 S WP 1B		1-0 WP 1B		4 0 2 0 0 0 1				
Ty Wigginton, R (1, 5) OBP: 0.324, SLG: 0.433		0-1 E9 1-H HR 1B		4-1 FC4-6 BB		2-3 SAFE K 1-3		1-0 G5-3 1-2		3 1 1 0 1 1 2				
Jose Castillo, R (1, 4) OBP: 0.296, SLG: 0.359		0-0 2-H HR		1-1 F8		4-0 IBB		4-0 FC5-4 BB		2 1 1 2 2 0 1				
Josh Fogg, R (1, 1) OBP: 0.075, SLG: 0.094 Rob Mackowiak, L (7, 9) OBP: 0.320, SLG: 0.420 Tony Alvarez, R (8, PH) OBP: 0.286, SLG: 0.351 (8, 9)		2-1 P3		1-0 FC4-6 1-2f		0-1 G4-3		0-1 FC5-4 1-2f		3 0 0 0 0 0 3 0 0 0 0 0 0 0 1 0 0 0 0 0 2				
Inning Stats	R: 0 H: 0 E: 0 LOB: 0 K: 1 BB: 0 S: 11 P: 16	R: 3 H: 3 E: 1 LOB: 0 K: 0 BB: 0 S: 10 P: 14	R: 0 H: 1 E: 0 LOB: 2 K: 0 BB: 1 S: 8 P: 15	R: 0 H: 0 E: 0 LOB: 1 K: 0 BB: 1 S: 7 P: 13	R: 0 H: 1 E: 0 LOB: 1 K: 0 BB: 0 S: 9 P: 10	R: 0 H: 1 E: 0 LOB: 2 K: 1 BB: 1 S: 9 P: 17	R: 0 H: 1 E: 0 LOB: 1 K: 0 BB: 0 S: 9 P: 13	R: 0 H: 1 E: 0 LOB: 2 K: 1 BB: 1 S: 7 P: 14	R: 0 H: 0 E: 0 LOB: 0 K: 0 BB: 0 S: 6 P: 10	1B: 6 SF: 0 2B: 1 SAC: 1 3B: 0 DP: 0 HR: 1 HBP: 0	WP: 2 PA: 39 PB: 0 SB: 2 CS: 0			
PITCHER	IP WLS BF H R ER SO BB IBB HBP BLK WP HR S P ERA WHIP												PITCHER	IP WLS BF H R ER SO BB IBB HBP BLK WP HR S P ERA WHIP
Todd Van Poppel, R (1, 1) ERA: 6.09	5.0 L 22 5 3 3 1 2 0 0 0 0 0 1 45 68 5.40 1.400													
Mike Matthews, L (6, 1) ERA: 6.3	1.0 5 1 0 0 1 0 1 0 0 1 0 9 17 0.00 1.000													
John Riedling, R (7, 1) ERA: 5.1	1.2 8 2 0 0 1 1 0 0 0 1 0 14 25 0.00 1.800													
Phil Norton, L (8, 1) ERA: 5.07	0.1 1 0 0 0 0 0 0 0 0 0 0 2 2 0.00 0.000													
Jose Acevedo, R (9, 1) ERA: 5.97	1.0 3 0 0 0 0 0 0 0 0 0 0 6 10 0.00 0.000													

Pittsburgh Pirates @ Cincinnati Reds
Great American Ball Park, Cincinnati, OH

Sat Oct 02 2004, 1:15 PM EDT
Att. 26,128 - Unknown - 58 F

livebaseballscorecards.com

AB	34
R	3
H	8
RBI	2
BB	4
SO	3
LOB	18



Batter	1	2	3	4	5	6	7	8	9	AB R H RBI BB SO LOB	TOP											
18 Jason Kendall, R OBP: 0.399, SLG: 0.390 (1, 2)	1-1 G6-3		1-1 F8		1-1 P3		0-1 G4-3			4 0 0 0 0 0 0	Pittsburgh Pirates @ Cincinnati Reds Great American Ball Park, Cincinnati, OH Sun Oct.03 2004, 1:15 PM EDT Att. 30,854 - Sunny - 65 F											
2 Jack Wilson, R OBP: 0.335, SLG: 0.459 (1, 6)	0-1 F9 2B		1-3 K2-3		2-2 G4-3		1-1 F8			4 0 1 0 0 1 0												
Jason Bay, R OBP: 0.358, SLG: 0.550 (1, 7)	1-1 F9 2-3		4-2 1B BB		2-0 G5-3			0-0 F9		3 0 0 0 1 0 1												
Craig Wilson, R OBP: 0.354, SLG: 0.499 (1, 3)	1-2 F8		0-0 1-3 1B			0-1 G6-3 2B		1-2 G5-3		4 0 2 0 0 0 1												
Ty Wigginton, R OBP: 0.324, SLG: 0.433 (1, 5)		2-2 G6-3	1-0 F9			1-2 G6-3 2-3		1-0 2B		4 0 1 0 0 0 3												
Tike Redman, L OBP: 0.310, SLG: 0.374 (1, 8)		0-0 B3		1-1 SF9 3B		3-2 G4-3		2-1 F7		4 1 1 0 0 0 2												
Tony Alvarez, R OBP: 0.289, SLG: 0.342 (1, 9)		4-2 1B BB		0-1 SF9		1-0 G4-3			3-3 K	1 0 0 1 1 0 1												
Rob Mackowiak, L OBP: 0.319, SLG: 0.420 (9, 9)				3-H 2-3 K						1 0 0 0 0 1 0												
Jose Castillo, R OBP: 0.298, SLG: 0.368 (1, 4)		1-2 SAFE SAFE 1B		2-3 K			1-2 HR			4 1 2 1 0 2 0												
Oliver Pérez, L OBP: 0.242, SLG: 0.190 (1, 1)		2-3 K		0-1 F7			0-0 F7		0-0 G1-3	2 0 0 0 0 1 2												
Daryle Ward, L OBP: 0.305, SLG: 0.474 (7, PH)										1 0 0 0 0 0 0												
16 Salomon Torres, R OBP: 0.500, SLG: 1.000 (7, 1)										0 0 0 0 0 0 0												
Bobby Hill, S OBP: 0.353, SLG: 0.339 (9, PH)										1 0 0 0 0 0 0												
Jose Mesa, R OBP: 0.353, SLG: 0.339 (9, 1)										0 0 0 0 0 0 0												
Inning Stats	R: 0 E: 0 K: 0 S: 9	H: 1 LOB: 1 BB: 0 P: 12	R: 0 E: 0 K: 1 S: 17	H: 1 LOB: 2 BB: 1 P: 26	R: 0 E: 0 K: 1 S: 9	H: 1 LOB: 2 BB: 0 P: 16	R: 1 E: 0 K: 1 S: 10	H: 1 LOB: 0 BB: 0 P: 13	R: 0 E: 0 K: 0 S: 6	H: 0 LOB: 0 BB: 0 P: 11	R: 0 E: 0 K: 0 S: 10	H: 1 LOB: 1 BB: 0 P: 15	R: 1 E: 0 K: 0 S: 10	H: 1 LOB: 0 BB: 0 P: 12	R: 0 E: 0 K: 0 S: 7	H: 1 LOB: 1 BB: 0 P: 11	R: 0 E: 0 K: 2 S: 9	H: 0 LOB: 0 BB: 0 P: 12	1B: 2 2B: 3 3B: 1 HR: 1	SF: 1 SAC: 0 DP: 0 HBP: 0	WP: 0 PB: 0 SB: 0 CS: 0	PA: 36
PITCHER	IP WLS BF H R ER SO BB IBB HBP BLK WP HR S P ERA WHIP																					
Brandon Claussen, L ERA: 6.14 (1, 1)	6.0 L 25 5 1 1 3 2 0 0 0 0 0 0 61 93 1.50 1.167																					
Juan Padilla, R ERA: 7.71 (7, 1)	1.0 4 1 1 1 0 0 0 0 0 0 0 0 1 10 12 9.00 1.000																					
Jose Acevedo, R ERA: 5.94 (8, 1)	1.0 4 1 0 0 0 0 0 0 0 0 0 0 7 11 0.00 1.000																					
Joe Valentine, R ERA: 5.22 (9, 1)	1.0 3 0 0 0 0 2 0 0 0 0 0 0 9 12 0.00 0.000																					

livebaseballscorecards.com

AB	33
R	2
H	7
RBI	2
BB	2
SO	5
LOB	10



Batter	1	2	3	4	5	6	7	8	9	AB	R	H	RBI	BB	SO	LOB
Felipe Lopez, S OBP: 0.314, SLG: 0.405 (1, 5)	2-2 G6-3		2-2 G6-4-3 1B		2-3 K2-3			1-1 F7		4	0	1	0	0	1	0
Barry Larkin, R OBP: 0.352, SLG: 0.419 (1, 6) Anderson Machado, S OBP: 0.379, SLG: 0.393 (4, 6)	4-1 1B BB		3-2 G6-4-3 1-2f 2-3			2-3 K		1-3 K		1	0	0	0	1	0	2
Sean Casey, L OBP: 0.381, SLG: 0.534 (1, 3)	0-1 1-2 1B		0-0 F8			0-0 BB 1B		0-0 G6-3		4	0	2	0	0	0	1
Austin Kearns, R OBP: 0.321, SLG: 0.419 (1, 9)	2-1 P3			1-3 K		2-3 K		1-2 G6-3		4	0	0	0	0	2	3
Adam Dunn, L OBP: 0.388, SLG: 0.569 (1, 7)	3-3 K			1-1 2B		4-2 BB		1-0 G3		3	0	1	0	1	1	2
Jason LaRue, R OBP: 0.334, SLG: 0.431 (1, 2)		3-3 K		3-3 K		1-3 K		0-0 G5-3		4	0	0	0	0	3	3
Juan Castro, R OBP: 0.277, SLG: 0.378 (1, 4)		1-0 G6-3		0-0 P4			1-0 F8			3	0	0	0	0	0	1
Darren Bragg, L OBP: 0.261, SLG: 0.356 (1, 8)		1-2 G4-3			1-3 K		0-0 G6-3			3	0	0	0	0	1	0
Brandon Claussen, R OBP: 0.150, SLG: 0.105 (1, 1) Juan Padilla, R (7, 1) Jacob Cruz, L (7, PH) Jose Acevedo, R (8, 1) Joe Valentine, R (9, 1)			0-1 G6-4-3 1B 1B		0-1 F9		0-0 F7			2	0	1	0	0	0	0

Inning Stats	R: 0	H: 1	E: 0	K: 1	S: 14	H: 0	LOB: 2	BB: 1	P: 25	R: 0	H: 0	E: 0	K: 1	S: 7	R: 0	H: 2	E: 0	K: 0	S: 10	R: 0	H: 1	E: 0	K: 2	S: 9	R: 0	H: 0	E: 0	K: 2	S: 9	R: 0	H: 1	E: 0	K: 3	S: 13	R: 0	H: 0	E: 0	K: 0	S: 3	R: 0	H: 0	E: 0	K: 1	S: 6	R: 0	H: 0	E: 0	K: 0	S: 6	R: 0	H: 0	E: 0	K: 0	S: 6
--------------	------	------	------	------	-------	------	--------	-------	-------	------	------	------	------	------	------	------	------	------	-------	------	------	------	------	------	------	------	------	------	------	------	------	------	------	-------	------	------	------	------	------	------	------	------	------	------	------	------	------	------	------	------	------	------	------	------

PITCHER	IP	WLS	BF	H	R	ER	SO	BB	IBB	HBP	BLK	WP	HR	S	P	ERA	WHIP
Oliver Pérez, L ERA: 2.98 (1, 1)	6.0	W	24	5	0	0	9	2	0	0	0	0	0	62	100	0.00	1.167
16 Salomon Torres, R ERA: 2.64 (7, 1)	2.0	H	6	0	0	0	1	0	0	0	0	0	0	9	12	0.00	0.000
Jose Mesa, R ERA: 3.25 (9, 1)	1.0	S	3	0	0	0	0	0	0	0	0	0	0	6	8	0.00	0.000

BOTTOM

Pittsburgh Pirates @ Cincinnati Reds
Great American Ball Park, Cincinnati, OH

Sun Oct 03 2004, 1:15 PM EDT
Att. 30,854 - Sunny - 65 F

AB	31
R	0
H	5
RBI	0
BB	2
SO	10
LOB	12



WP	HR	S	P	ERA	WHIP
0	0	0	0	0.00	1.167
0	0	0	0	0.00	0.000
0	0	0	0	0.00	0.000