



# Pittsburgh Pirates - 2004

Batter	1	2	3	4	5	6	7	8	9	AB R H RBI BB SO LOB	TOP																								
											<p style="text-align: center;"><b>Manatee C.C. Lancers @ Pittsburgh Pirates</b>            McKechnie Field, Bradenton, FL            Wed Mar 03 2004, 12:05 PM EST</p> <p style="text-align: right;"><a href="http://livebaseballscorecards.com">livebaseballscorecards.com</a></p> <p><b>AB 0</b>  <b>R 0</b>  <b>H 0</b>  <b>RBI 0</b>  <b>BB 0</b>  <b>SO 0</b>  <b>LOB 0</b></p> 																								
Inning Stats										1B: 0 SF: 0 2B: 0 SAC: 0 3B: 0 DP: 0 HR: 0 HBP: 0	WP: 0 PA: 0 FB: 0 SB: 0 CS: 0																								
PITCHER	IP	WLS	BF	H	R	ER	SO	BB	IBB	HBP	BLK	WP	HR	S	P	ERA	WHIP	PITCHER	IP	WLS	BF	H	R	ER	SO	BB	IBB	HBP	BLK	WP	HR	S	P	ERA	WHIP

Batter	1	2	3	4	5	6	7	8	9	AB R H RBI BB SO LOB	BOTTOM																								
											<p style="text-align: center;"><b>Manatee C.C. Lancers @ Pittsburgh Pirates</b>            McKechnie Field, Bradenton, FL            Wed Mar 03 2004, 12:05 PM EST</p> <p style="text-align: right;"><a href="http://livebaseballscorecards.com">livebaseballscorecards.com</a></p> <p><b>AB 0</b>  <b>R 0</b>  <b>H 0</b>  <b>RBI 0</b>  <b>BB 0</b>  <b>SO 0</b>  <b>LOB 0</b></p> 																								
Inning Stats										1B: 0 SF: 0 2B: 0 SAC: 0 3B: 0 DP: 0 HR: 0 HBP: 0	WP: 0 PA: 0 FB: 0 SB: 0 CS: 0																								
PITCHER	IP	WLS	BF	H	R	ER	SO	BB	IBB	HBP	BLK	WP	HR	S	P	ERA	WHIP	PITCHER	IP	WLS	BF	H	R	ER	SO	BB	IBB	HBP	BLK	WP	HR	S	P	ERA	WHIP







Batter	1	2	3	4	5	6	7	8	9	AB	R	H	RBI	BB	SO	LOB	TOP									
Marlon Byrd, R OBP: 0.200, SLG: 0.111										5	1	1	1	0	1	5	Philadelphia Phillies @ Pittsburgh Pirates PNC Park, Pittsburgh, PA Wed Apr 07 2004, 7:05 PM EDT Att: 15,126 - Sunny - 55 F									
Placido Polanco, R OBP: 0.700, SLG: 0.875										4	2	3	0	1	0	2										
Jim Thome, L OBP: 0.222, SLG: 0.250										4	0	1	0	1	1	3										
Pat Burrell, R OBP: 0.667, SLG: 0.625										4	0	2	2	1	1	3										
Bobby Abreu, L OBP: 0.222, SLG: 0.125										5	0	0	1	0	1	7										
Mike Lieberthal, R OBP: 0.143, SLG: 0.143 Doug Glanville, R (8, PR) Todd Pratt, R (8, 2)										4	0	1	0	0	2	3										
11 Jimmy Rollins, S OBP: 0.375, SLG: 0.400										3	1	1	0	1	0	0										
David Bell, R (1, 5)										3	0	0	0	1	2	1										
Randy Wolf, L OBP: 0.667, SLG: 1.000 Rheal Cormier, L (6, 1) Ricky Ledee, L (8, PH) Tim Worrell, R (8, 1) Billy Wagner, L (9, 1)										2	0	1	0	1	0	0										
<b>Inning Stats</b>	R: 0 E: 0 K: 1 S: 16	H: 1 LOB: 2 BB: 1 P: 27	R: 0 E: 0 K: 1 S: 11	H: 0 LOB: 2 BB: 2 P: 22	R: 1 E: 0 K: 1 S: 11	H: 3 LOB: 0 BB: 0 P: 17	R: 0 E: 0 K: 1 S: 7	H: 0 LOB: 0 BB: 0 P: 9	R: 2 E: 0 K: 0 S: 15	H: 3 LOB: 1 BB: 0 P: 22	R: 0 E: 0 K: 0 S: 8	H: 1 LOB: 1 BB: 0 P: 11	R: 0 E: 0 K: 2 S: 13	H: 0 LOB: 1 BB: 1 P: 19	R: 2 E: 0 K: 0 S: 16	H: 2 LOB: 2 BB: 2 P: 29		R: 0 E: 0 K: 1 S: 8	H: 0 LOB: 1 BB: 1 P: 15	1B: 5 2B: 7 3B: 0 HR: 0	SF: 0 SAC: 0 DP: 2 HBP: 0	WP: 0 PB: 0 SB: 0 CS: 1	PA: 42			
<b>PITCHER</b>	IP WLS BF H R ER SO BB IBB HBP BLK WP HR S P ERA WHIP	5.0 24 7 3 3 5 3 0 0 0 0 0 60 97 5.40 2.000	1.0 4 1 0 0 0 0 0 0 0 0 0 8 11 0.00 1.000	37 Mike Johnston, L ERA: 7.1	1.0 H 4 0 0 0 2 1 0 0 0 0 0 13 19 0.00 1.000	Brian Boehringer, R ERA: 8.1	0.0 L 4 2 2 2 0 2 0 0 0 0 0 0 10 20 = =	Brian Meadows, R ERA: 8.1	2.0 6 0 0 0 1 1 0 0 0 0 0 0 14 24 0.00 0.500																	

AB	35
R	5
H	10
RBI	5
BB	7
SO	8
LOB	25



Batter	1	2	3	4	5	6	7	8	9	AB	R	H	RBI	BB	SO	LOB	BOTTOM									
Tike Redman, L OBP: 0.375, SLG: 0.500										4	1	1	0	0	0	2	Philadelphia Phillies @ Pittsburgh Pirates PNC Park, Pittsburgh, PA Wed Apr 07 2004, 7:05 PM EDT Att: 15,126 - Sunny - 55 F									
18 Jason Kendall, R OBP: 0.500, SLG: 0.714										3	1	2	0	0	0	0										
Raul Mondesi, R OBP: 0.250, SLG: 0.375										4	0	2	1	0	1	3										
Craig Wilson, R OBP: 0.500, SLG: 1.375										4	1	2	1	0	1	2										
Chris Stynes, R (1, 5)										4	0	0	0	0	0	1										
J.J. Davis, R (1, 9)										3	1	0	0	1	1	1										
2 Jack Wilson, R OBP: 0.429, SLG: 0.571										4	0	2	1	0	1	1										
Jose Castillo, R OBP: 0.250, SLG: 0.250										4	0	1	0	0	2	3										
Kris Benson, R 11 Humberto Cota, R Jason Boyd, R 37 Mike Johnston, L Bobby Hill, S Brian Boehringer, S Brian Meadows, R Abraham Nunez, S										0	0	0	0	0	0	0										
<b>Inning Stats</b>	R: 0 E: 0 K: 1 S: 10	H: 1 LOB: 0 BB: 0 P: 16	R: 0 E: 0 K: 1 S: 8	H: 0 LOB: 0 BB: 0 P: 11	R: 2 E: 0 K: 1 S: 13	H: 3 LOB: 1 BB: 0 P: 17	R: 0 E: 1 K: 0 S: 8	H: 0 LOB: 1 BB: 0 P: 11	R: 0 E: 0 K: 0 S: 12	H: 1 LOB: 0 BB: 0 P: 21	R: 2 E: 0 K: 0 S: 15	H: 2 LOB: 0 BB: 1 P: 20	R: 0 E: 0 K: 0 S: 7	H: 1 LOB: 0 BB: 0 P: 9	R: 0 E: 0 K: 0 S: 11	H: 2 LOB: 0 BB: 0 P: 17		R: 0 E: 0 K: 3 S: 14	H: 1 LOB: 1 BB: 0 P: 20	1B: 6 2B: 5 3B: 0 HR: 1	SF: 0 SAC: 1 DP: 3 HBP: 1	WP: 0 PB: 1 SB: 0 CS: 1	PA: 36			
<b>PITCHER</b>	IP WLS BF H R ER SO BB IBB HBP BLK WP HR S P ERA WHIP	5.1 24 6 4 3 4 1 0 0 0 0 0 14 17 5.06 1.312	1.2 W 5 2 0 0 0 0 0 0 0 0 0 0 14 17 0.00 1.200	Rheal Cormier, L ERA: 8.1	1.0 H 3 2 0 0 0 0 0 0 0 0 0 0 11 17 0.00 2.000	Billy Wagner, L ERA: 9.1	1.0 S 4 1 0 0 3 0 0 0 0 0 0 0 14 20 0.00 1.000																			

AB	33
R	4
H	11
RBI	3
BB	1
SO	7
LOB	14





Batter	1	2	3	4	5	6	7	8	9	AB	R	H	RBI	BB	SO	LOB	TOP								
Marlon Byrd, R OBP: 0.267, SLG: 0.286 (1, 8)										5	0	2	1	0	1	2	Philadelphia Phillies @ Pittsburgh Pirates PNC Park, Pittsburgh, PA Thu Apr 08 2004, 7:05 PM EDT Att. 9,689 - Overcast - 46 F								
Placido Polanco, R OBP: 0.467, SLG: 0.538 (1, 4)										5	0	0	0	0	0	4									
Jim Thome, L OBP: 0.308, SLG: 0.333 (1, 3)										4	0	2	0	0	1	0									
Pat Burrell, R OBP: 0.462, SLG: 0.417 (1, 7)										4	0	0	0	0	1	2									
Bobby Abreu, L OBP: 0.231, SLG: 0.091 (1, 9)										3	0	0	0	1	1	1									
Mike Lieberthal, R OBP: 0.182, SLG: 0.455 (1, 2)										4	1	1	1	0	0	2									
11 Jimmy Rollins, S OBP: 0.417, SLG: 0.556 (1, 6)										4	1	2	0	0	1	0									
Shawn Wooten, R OBP: 0.750, SLG: 1.000 (1, 5)										3	0	2	0	0	0	1									
Vicente Padilla, R (1, 1)										1	0	0	0	0	1	1									
Ricky Ledee, L (7, PH)										1	0	0	0	0	1	1									
Roberto Hernandez, R (7, 1)										0	0	0	0	0	0	0									
Amaury Telemaco, R (8, 1)										0	0	0	0	0	0	0									
Jason Michaels, R (9, PH)										1	0	0	0	0	0	2									
<b>Inning Stats</b>	R: 0 E: 0 K: 2 S: 12	H: 0 LOB: 0 BB: 0 P: 15	R: 0 E: 0 K: 1 S: 10	H: 0 LOB: 0 BB: 0 P: 13	R: 0 E: 0 K: 1 S: 10	H: 2 LOB: 2 BB: 0 P: 11	R: 0 E: 0 K: 1 S: 9	H: 0 LOB: 0 BB: 0 P: 15	R: 1 E: 0 K: 1 S: 9	H: 2 LOB: 1 BB: 0 P: 13	R: 0 E: 0 K: 0 S: 11	H: 1 LOB: 2 BB: 1 P: 17	R: 0 E: 0 K: 1 S: 10	H: 1 LOB: 0 BB: 0 P: 14	R: 0 E: 0 K: 0 S: 14	H: 1 LOB: 1 BB: 0 P: 19	R: 1 E: 0 K: 0 S: 18	H: 2 LOB: 2 BB: 0 P: 26	1B: 5 2B: 3 3B: 0 HR: 1	SF: 0 SAC: 1 DP: 0 HBP: 1	WP: 0 PB: 0 SB: 0 CS: 0	PA: 38			
<b>PITCHER</b>	IP	WLS	BF	H	R	ER	SO	BB	IBB	HBP	BLK	WP	HR	S	P	ERA	WHIP								
Ryan Vogelsong, R ERA: 1.29 (1, 1)	7.0	W	28	6	1	1	7	1	0	0	0	0	1	71	98	1.29	1.000								
16 Salomon Torres, R ERA: 4.91 (8, 1)	1.2		9	3	1	1	0	0	0	1	0	0	0	30	41	5.40	1.800								
Jose Mesa, R ERA: (9, 1)	0.1	S	1	0	0	0	0	0	0	0	0	0	0	2	4	0.00	0.000								

AB	35
R	2
H	9
RBI	2
BB	1
SO	7
LOB	16



Batter	1	2	3	4	5	6	7	8	9	AB	R	H	RBI	BB	SO	LOB	BOTTOM								
Tike Redman, L OBP: 0.364, SLG: 0.636 (1, 8)										3	1	1	0	0	0	2	Philadelphia Phillies @ Pittsburgh Pirates PNC Park, Pittsburgh, PA Thu Apr 08 2004, 7:05 PM EDT Att. 9,689 - Overcast - 46 F								
18 Jason Kendall, R OBP: 0.583, SLG: 0.700 (1, 2)										3	1	2	2	1	0	0									
Raul Mondesi, R OBP: 0.250, SLG: 0.583 (1, 7)										4	1	1	2	0	2	4									
Randall Simon, L OBP: 0.250, SLG: 0.143 (1, 3)										4	0	0	0	0	0	0									
16 Salomon Torres, R (8, 1)										0	0	0	0	0	0	0									
Jose Mesa, R (9, 1)										0	0	0	0	0	0	0									
Craig Wilson, R OBP: 0.417, SLG: 1.000 (8, 3)										4	0	1	0	0	0	0									
Rob Mackowiak, L (8, 9)										3	1	0	0	1	0	1									
Bobby Hill, S OBP: 0.375, SLG: 0.500 ERA: 3.0 (1, 4)										4	0	2	1	0	1	0									
Jose Castillo, R OBP: 0.250, SLG: 0.250 (9, 4)										0	0	0	0	0	0	0									
2 Jack Wilson, R OBP: 0.455, SLG: 0.909 (1, 6)										4	1	2	1	0	0	3									
Ryan Vogelsong, R (1, 1)										1	0	0	0	1	0	0									
Abraham Nunez, S OBP: 0.333, SLG: 0.333 (7, PH)										1	1	1	0	0	0	0									
Chris Stynes, R (8, 5)										1	0	0	0	0	0	0									
<b>Inning Stats</b>	R: 0 E: 0 K: 0 S: 7	H: 0 LOB: 0 BB: 0 P: 11	R: 0 E: 0 K: 0 S: 11	H: 2 LOB: 2 BB: 0 P: 14	R: 1 E: 0 K: 1 S: 7	H: 2 LOB: 1 BB: 0 P: 11	R: 0 E: 0 K: 0 S: 4	H: 0 LOB: 0 BB: 0 P: 6	R: 0 E: 0 K: 2 S: 16	H: 1 LOB: 3 BB: 2 P: 29	R: 1 E: 0 K: 0 S: 5	H: 1 LOB: 1 BB: 1 P: 11	R: 3 E: 0 K: 0 S: 13	H: 3 LOB: 0 BB: 0 P: 19	R: 1 E: 0 K: 0 S: 8	H: 1 LOB: 0 BB: 0 P: 12	R: 1 E: 0 K: 0 S: 8	H: 1 LOB: 0 BB: 0 P: 12	1B: 5 2B: 3 3B: 1 HR: 2	SF: 0 SAC: 1 DP: 1 HBP: 0	WP: 0 PB: 0 SB: 1 CS: 1	PA: 36			
<b>PITCHER</b>	IP	WLS	BF	H	R	ER	SO	BB	IBB	HBP	BLK	WP	HR	S	P	ERA	WHIP								
Vicente Padilla, R ERA: 3.0 (1, 1)	6.0	L	26	6	2	2	3	3	0	0	0	0	1	13	19	27.00	3.000								
Roberto Hernandez, R ERA: 9.0 (7, 1)	1.0		6	3	3	3	0	0	0	0	0	0	1	8	12	9.00	1.000								
Amaury Telemaco, R ERA: 9.0 (8, 1)	1.0		4	1	1	1	0	0	0	0	0	0	1	8	12	9.00	1.000								

AB	32
R	6
H	10
RBI	6
BB	3
SO	3
LOB	10





Batter	1	2	3	4	5	6	7	8	9	AB	R	H	RBI	BB	SO	LOB	TOP				
<b>Tike Redman, L</b> (1.8) OBP: 0.313, SLG: 0.500	G6-3		G6-3		F7		1-2		K	5	0	1	0	0	1	1	<b>Pittsburgh Pirates @ Cincinnati Reds</b> Great American Ball Park, Cincinnati, OH Fri Apr 09 2004, 7:10 PM EDT Att: 27,713 - Sunny - 59 F				
<b>18 Jason Kendall, R</b> (1.2) OBP: 0.500, SLG: 0.538	G6-3		G6-3				3-3		K	3	0	0	0	1	1	2					
<b>Raul Mondesi, R</b> (1.7) OBP: 0.250, SLG: 0.467	P4				1B		1-3		K	3	0	0	0	1	2	4					
<b>Randall Simon, L</b> (1.3) OBP: 0.250, SLG: 0.273					K		1-3		K	4	1	1	0	0	2	1					
<b>Craig Wilson, R</b> (1.9) OBP: 0.438, SLG: 0.938					P4		1-0		E5	4	0	2	1	0	0	1					
<b>Bobby Hill, S</b> (1.4) OBP: 0.417, SLG: 0.500					1-1		1-3		G6-3	4	0	2	0	0	1	2					
<b>Chris Stynes, R</b> (1.5) OBP: 0.417, SLG: 0.500					1-2		1-0		G6-3	4	0	0	0	0	1	2					
<b>2 Jack Wilson, R</b> (1.6) OBP: 0.400, SLG: 0.733					1-2		0-3		K	4	0	1	0	0	1	2					
<b>Josh Fogg, R</b> (1.1) Brian Boehringer, S (6.1) Abraham Nunez, S (7.1) 34 John Grabow, L (7.1) Jason Boyd, R (8.1) Rob Mackowiak, L (8.1)					G6-3		3-0		G1-3	1	0	0	0	0	0	0	<b>P</b>				
<b>Inning Stats</b>	R: 0 E: 0 K: 0 S: 7	H: 0 LOB: 0 BB: 0 P: 12	R: 1 E: 0 K: 0 S: 17	H: 3 LOB: 1 BB: 0 P: 28	R: 0 E: 0 K: 0 S: 5	H: 0 LOB: 0 BB: 0 P: 8	R: 0 E: 0 K: 2 S: 10	H: 1 LOB: 2 BB: 1 P: 19	R: 0 E: 0 K: 1 S: 7	H: 1 LOB: 2 BB: 1 P: 15	R: 0 E: 0 K: 2 S: 8	H: 1 LOB: 0 BB: 0 P: 12	R: 0 E: 1 K: 1 S: 9	H: 0 LOB: 1 BB: 0 P: 13	R: 0 E: 0 K: 1 S: 9	H: 0 LOB: 0 BB: 0 P: 11		1B: 6 2B: 2 3B: 0 HR: 0	SF: 0 SAC: 1 DP: 1 HBP: 0	WP: 0 PB: 1 SB: 0 CS: 0	PA: 37
<b>PITCHER</b>	IP	WLS	BF	H	R	ER	SO	BB	IBB	HBP	BLK	WP	HR	S	P	ERA	WHIP				
<b>39 Aaron Harang, R</b> (1.1) ERA: 1.5	6.0	W	25	6	1	1	5	2	0	0	0	0	0	54	94	1.50	1.333				
<b>Brian Reith, R</b> (7.1) ERA:	2.0		9	2	0	0	4	0	0	0	0	0	0	22	34	0.00	1.000				
<b>John Riedling, R</b> (9.1) ERA:	1.0		3	0	0	0	1	0	0	0	0	0	0	9	11	0.00	0.000				

Batter	1	2	3	4	5	6	7	8	9	AB	R	H	RBI	BB	SO	LOB	BOTTOM					
<b>D'Angelo Jimenez, S</b> (1.4) OBP: 0.444, SLG: 0.231	K		F8		G4-3		4-2			3	0	0	0	1	1	0	<b>Pittsburgh Pirates @ Cincinnati Reds</b> Great American Ball Park, Cincinnati, OH Fri Apr 09 2004, 7:10 PM EDT Att: 27,713 - Sunny - 59 F					
<b>6 Ryan Freel, R</b> (1.5) Ray Olmedo, S (9.6)	HR		E6		3B		3-1		G6-3	4	2	1	0	0	0	3						
<b>Ken Griffey Jr., L</b> (1.8) OBP: 0.462, SLG: 0.909	1B		3B		3B		0-0		G1-3	3	2	1	2	1	1	0						
<b>Austin Kearns, R</b> (1.9) OBP: 0.294, SLG: 0.267	HR		K		K		3-2		PO	4	0	1	0	0	2	2						
<b>Sean Casey, L</b> (1.3) OBP: 0.563, SLG: 0.786	F8		3B		3B		4-1		BB	2	0	1	2	2	0	0						
<b>Adam Dunn, L</b> (1.7) OBP: 0.533, SLG: 0.900	HR		3B		IBB		3-1		P5	3	1	1	1	1	1	1						
<b>Jason LaRue, R</b> (1.2) OBP: 0.222, SLG: 0.125	G5-3		P3		P6		2-0		K	4	0	0	0	0	1	2						
<b>Juan Castro, R</b> (1.6) OBP: 0.222, SLG: 0.125	F8		G5-3		BB		1-2		G6-3	4	0	1	0	0	0	0						
<b>39 Aaron Harang, R</b> (1.1) Javier Valentin, S (6.1) Brian Reith, R (7.1) Wily Mo Peña, R (8.1) John Riedling, R (9.1)	G5-3		F9		BB		4-2		K	2	0	0	0	0	0	0	<b>REDS</b>					
<b>Inning Stats</b>	R: 2 E: 0 K: 1 S: 12	H: 2 LOB: 0 BB: 0 P: 19	R: 1 E: 0 K: 0 S: 11	H: 1 LOB: 0 BB: 0 P: 17	R: 2 E: 1 K: 1 S: 12	H: 1 LOB: 2 BB: 2 P: 23	R: 0 E: 0 K: 0 S: 6	H: 0 LOB: 0 BB: 0 P: 11	R: 0 E: 0 K: 1 S: 8	H: 1 LOB: 1 BB: 1 P: 19	R: 0 E: 0 K: 1 S: 19	H: 1 LOB: 3 BB: 2 P: 35	R: 0 E: 0 K: 2 S: 12	H: 0 LOB: 1 BB: 1 P: 18	R: 0 E: 0 K: 2 S: 9	H: 0 LOB: 0 BB: 0 P: 13		1B: 3 2B: 0 3B: 1 HR: 2	SF: 0 SAC: 0 DP: 0 HBP: 0	WP: 0 PB: 0 SB: 1 CS: 0	PA: 37	
<b>PITCHER</b>	IP	WLS	BF	H	R	ER	SO	BB	IBB	HBP	BLK	WP	HR	S	P	ERA	WHIP					
<b>Josh Fogg, R</b> (1.1) ERA: 3.4	5.0	L	23	5	5	3	2	2	1	0	0	0	0	0	0	0	5.40	1.400				
<b>Brian Boehringer, R</b> (6.1) ERA: 18.0	1.0		6	1	0	0	1	2	0	0	0	0	0	19	35	0.00	3.000					
<b>34 John Grabow, L</b> (7.1) ERA:	1.0		4	0	0	0	2	1	0	0	0	0	0	12	18	0.00	1.000					
<b>Jason Boyd, R</b> (8.1) ERA:	1.0		3	0	0	0	2	0	0	0	0	0	0	9	13	0.00	0.000					

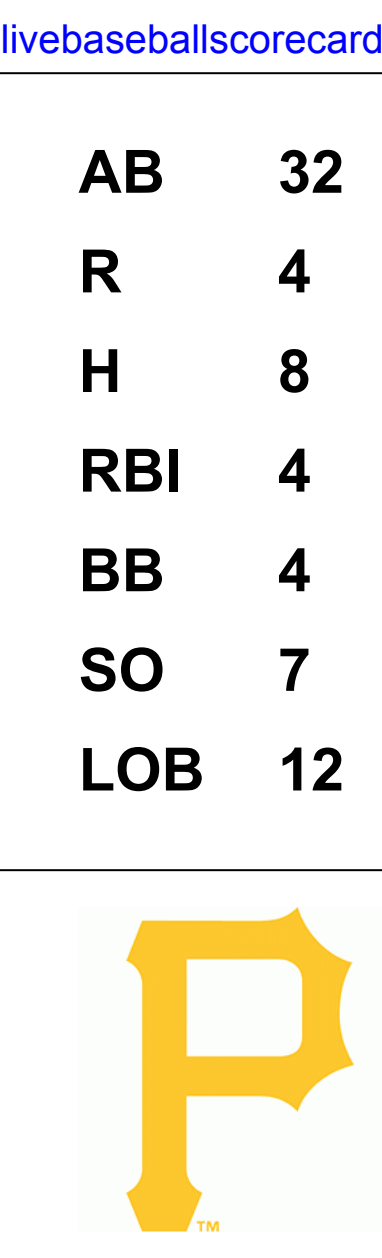


Batter	1	2	3	4	5	6	7	8	9	AB	R	H	RBI	BB	SO	LOB	TOP				
<b>Tike Redman, L</b> OBP: 0.250, SLG: 0.400 (1, 8)	G1-3		G2-3		G5-3			FC4-5		4	0	0	0	0	0	3	<b>Pittsburgh Pirates @ Cincinnati Reds</b> Great American Ball Park, Cincinnati, OH Sat Apr 10 2004, 1:15 PM EDT Att: 23,449 - Cloudy - 55 F				
<b>2 Jack Wilson, R</b> OBP: 0.421, SLG: 0.778 (1, 6)	2B		SF9					L7		3	0	2	1	0	0	1					
<b>Raul Mondesi, R</b> OBP: 0.200, SLG: 0.368 (1, 7)	G5-3		K							4	0	0	0	0	3	2					
<b>Randall Simon, L</b> OBP: 0.231, SLG: 0.250 J.J. Davis, R Bobby Hill, S OBP: 0.385, SLG: 0.462 (1, 3) (2, 9) (9, PH)	G2-3				G5-3			F9		1	0	0	0	0	0	1					
<b>Craig Wilson, R</b> OBP: 0.400, SLG: 0.800 (2, 3)					G4-3			G4-3		4	0	1	0	0	0	1					
<b>Rob Mackowiak, L</b> OBP: 0.250, SLG: 0.143 (1, 5)					L7					3	0	1	0	0	0	0					
<b>11 Humberto Cota, R</b> (1, 2)			K					F8		3	0	0	0	0	1	2					
<b>Jose Castillo, R</b> OBP: 0.143, SLG: 0.143 34 John Grabow, L Jason Boyd, R (7, 1) (8, 1)	G6-4-3							G6-3		3	0	0	0	0	0	2					
<b>Kip Wells, R</b> OBP: 0.667, SLG: 1.333 Abraham Nunez, S OBP: 0.600, SLG: 0.800 (1, 1) (7, 4)										0	0	0	0	0	0	0					
<b>Inning Stats</b>	R: 0 E: 0 K: 0 S: 15	H: 1 LOB: 1 BB: 0 P: 22	R: 0 E: 0 K: 1 S: 8	H: 2 LOB: 1 BB: 0 P: 12	R: 1 E: 0 K: 1 S: 12	H: 1 LOB: 0 BB: 0 P: 16	R: 0 E: 0 K: 0 S: 4	H: 0 LOB: 0 BB: 0 P: 5	R: 0 E: 0 K: 0 S: 8	H: 1 LOB: 1 BB: 0 P: 15	R: 0 E: 0 K: 0 S: 10	H: 0 LOB: 0 BB: 0 P: 14	R: 0 E: 0 K: 0 S: 8	H: 1 LOB: 0 BB: 0 P: 13	R: 0 E: 0 K: 1 S: 9	H: 0 LOB: 0 BB: 0 P: 14		1B: 4 2B: 2 3B: 1 HR: 0	SF: 1 SAC: 0 DP: 1 HBP: 0	WP: 0 PB: 0 SB: 1 CS: 0	PA: 32
<b>PITCHER</b>	IP	WLS	BF	H	R	ER	SO	BB	IBB	HBP	BLK	WP	HR	S	P	ERA	WHIP				
<b>Cory Lidle, R</b> ERA: 4.5 (1, 1)	7.0	W	26	6	1	1	3	0	0	0	0	0	0	68	99	1.29	0.857				
<b>Ryan Wagner, R</b> ERA: (8, 1)	1.0	H	3	1	0	0	0	0	0	0	0	0	0	8	13	0.00	1.000				
<b>Danny Graves, R</b> ERA: 3.0 (9, 1)	1.0	S	3	0	0	0	1	0	0	0	0	0	0	9	14	0.00	0.000				

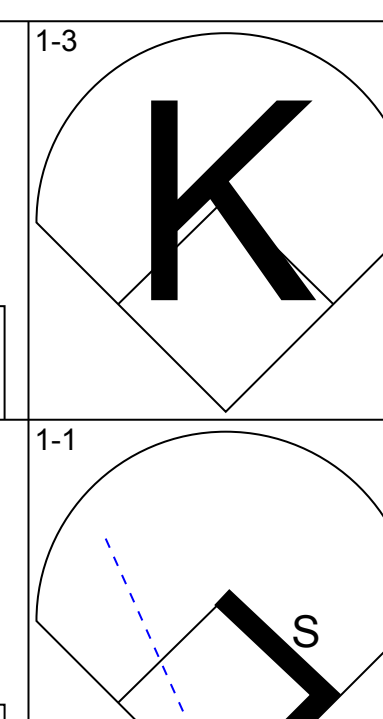
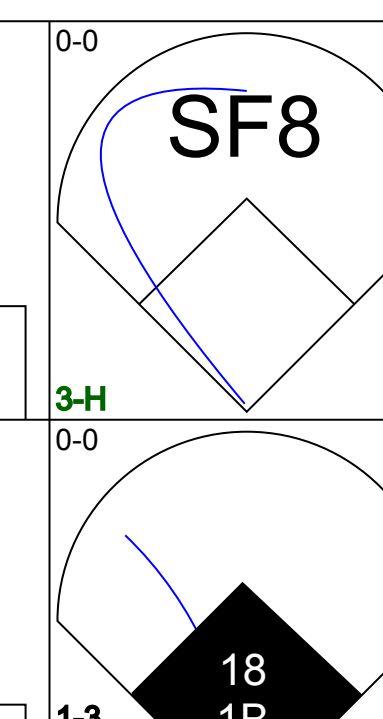
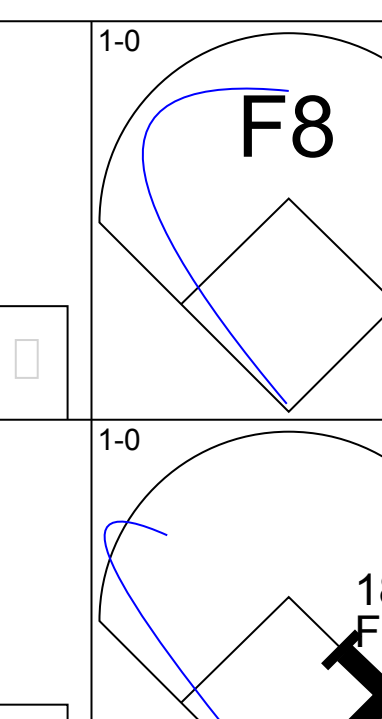
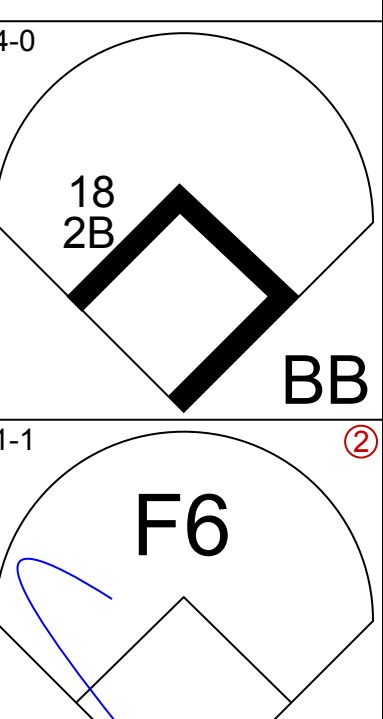
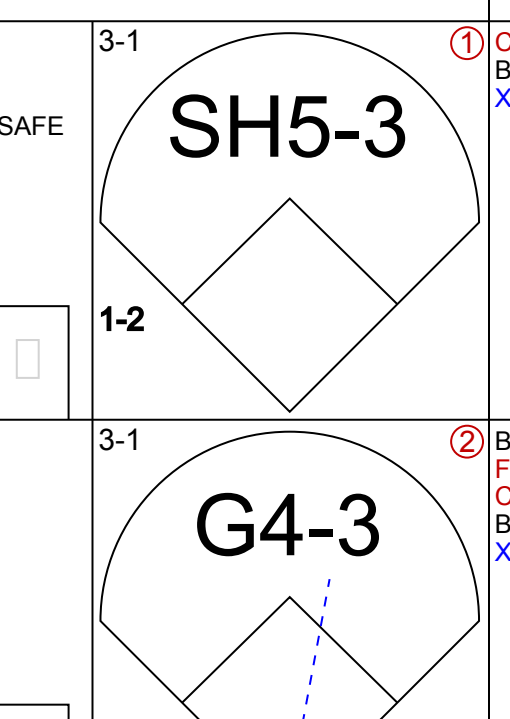
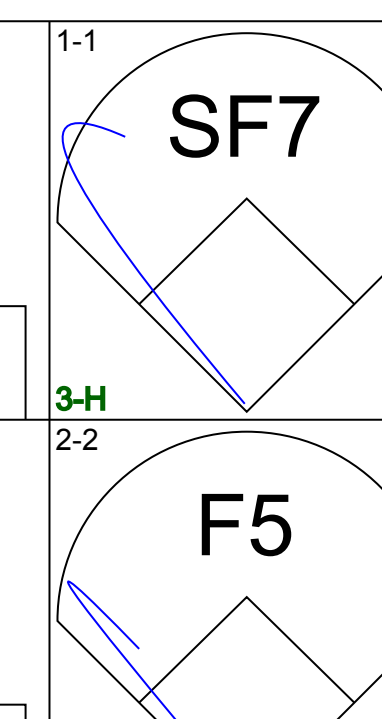
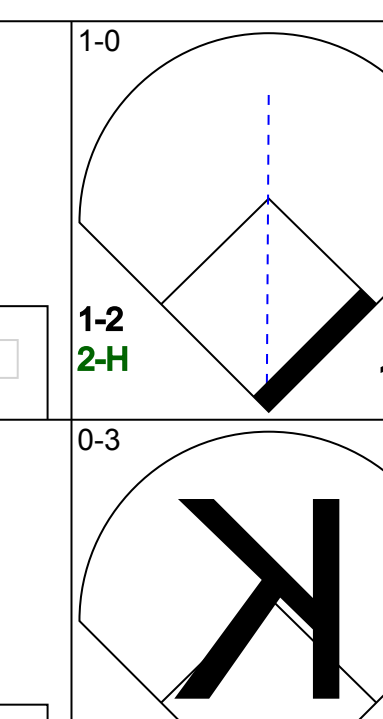
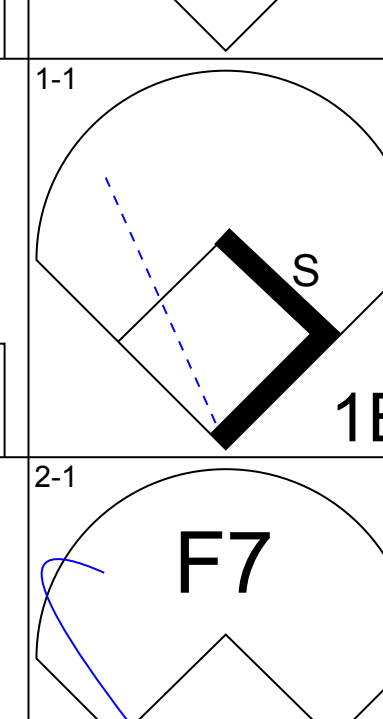
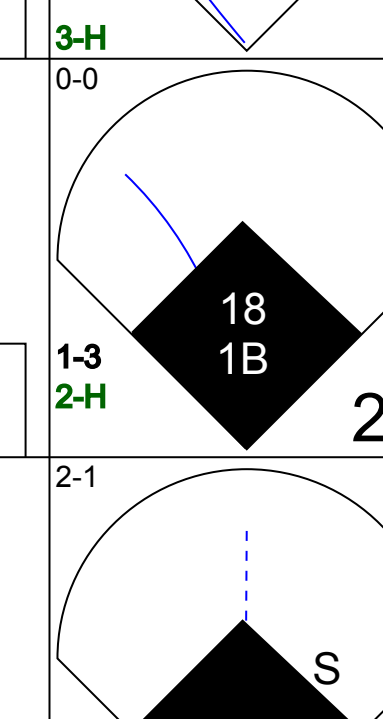
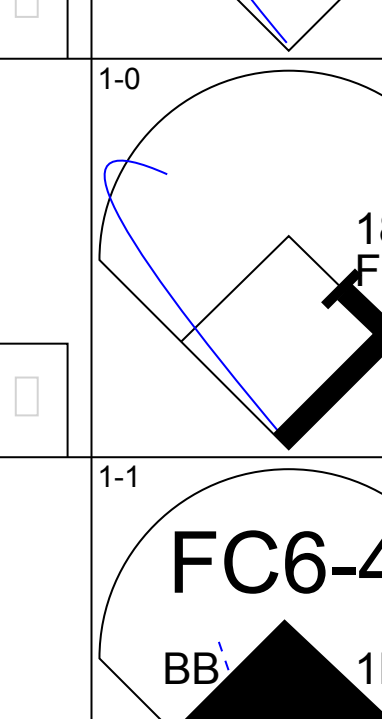
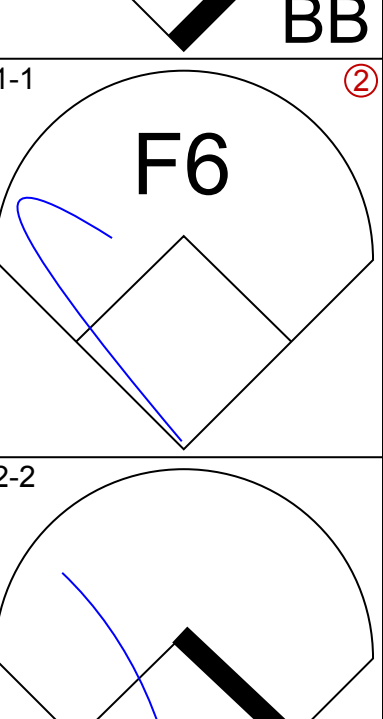
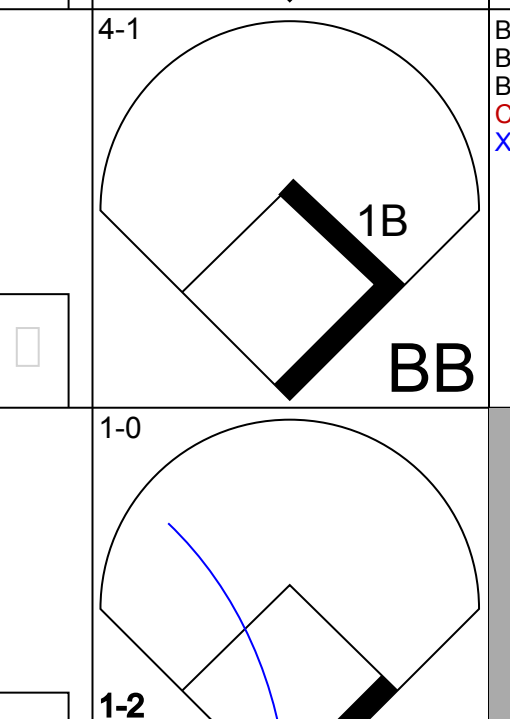
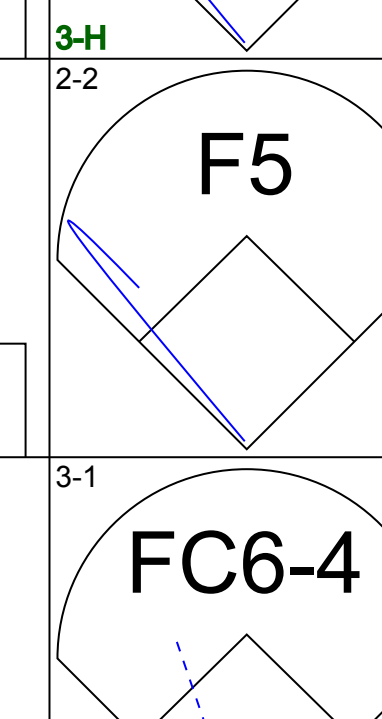
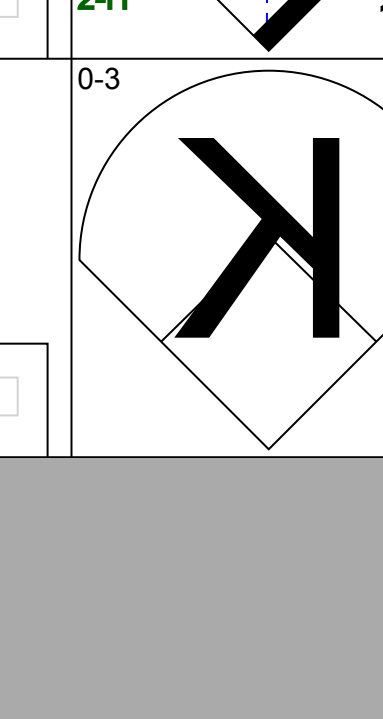
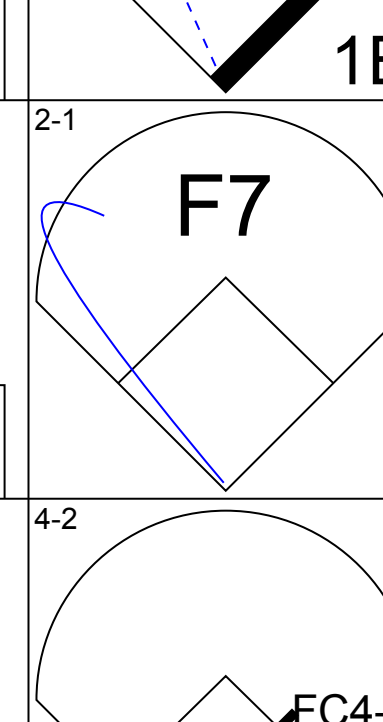
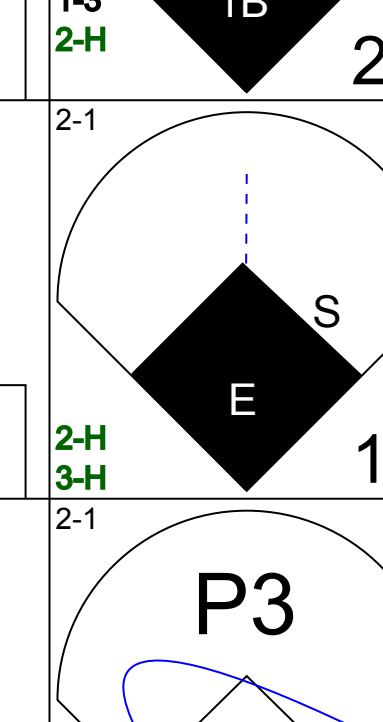
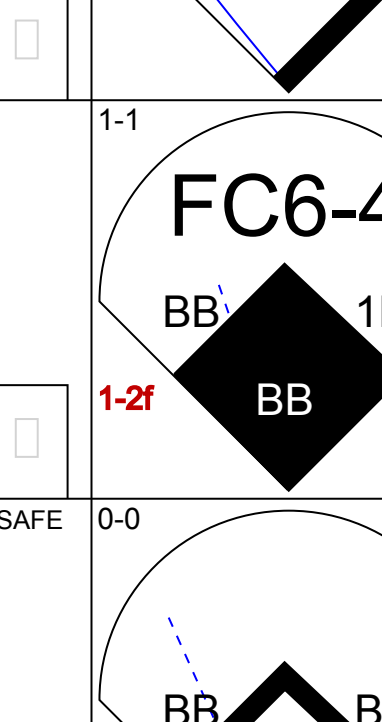
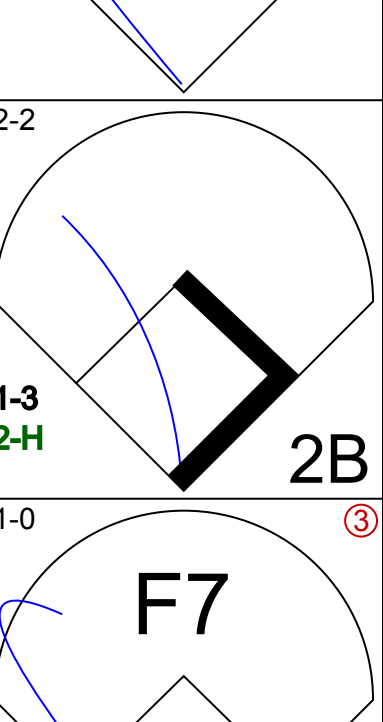
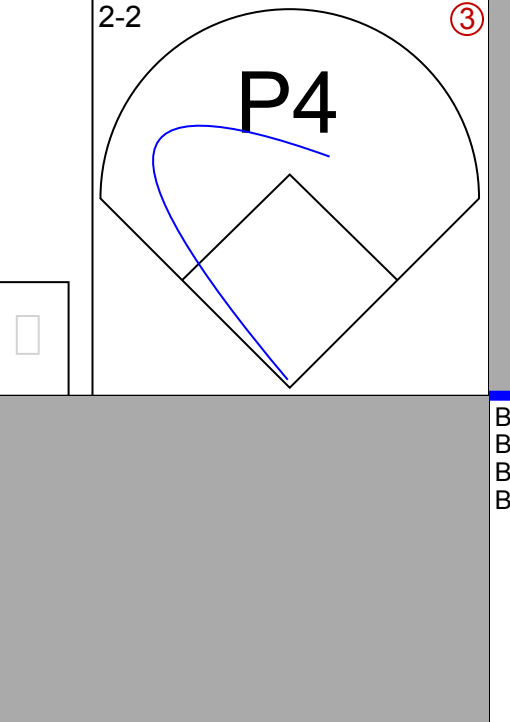
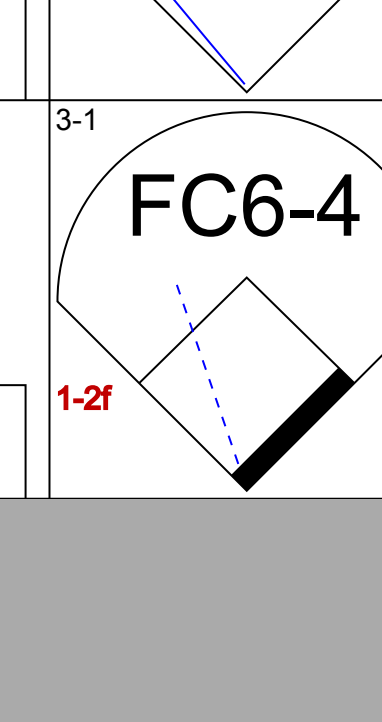
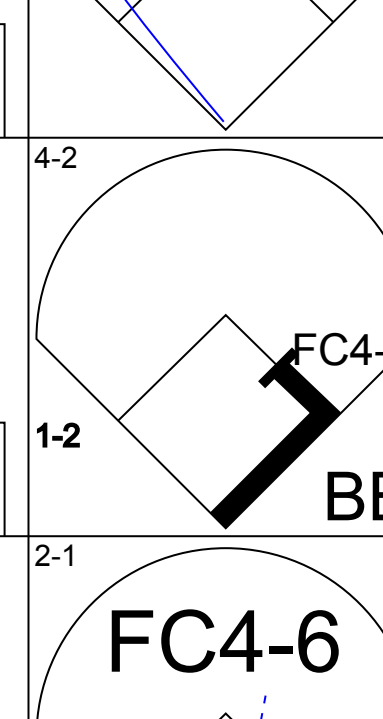
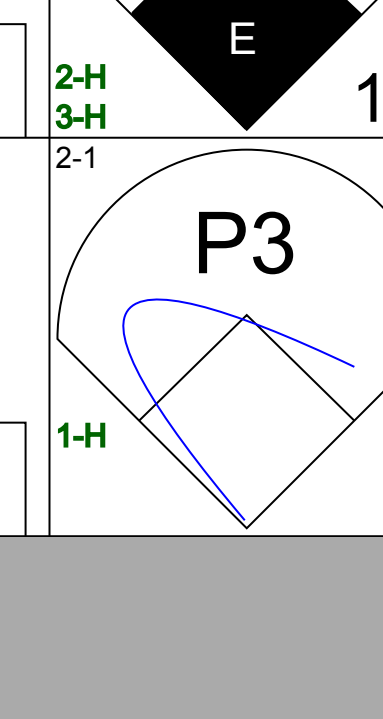
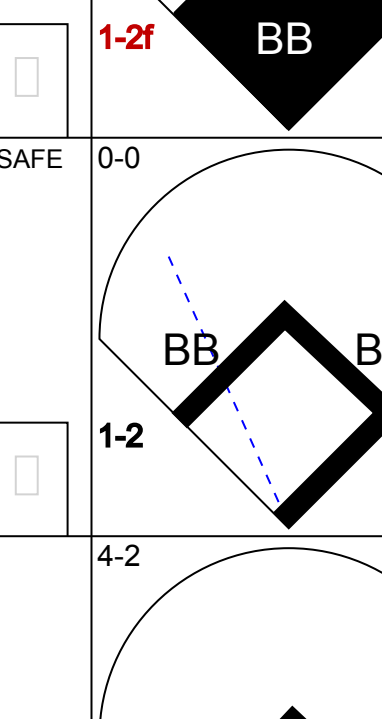
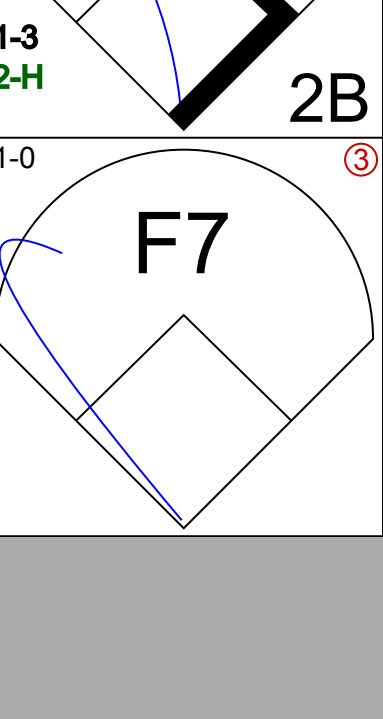

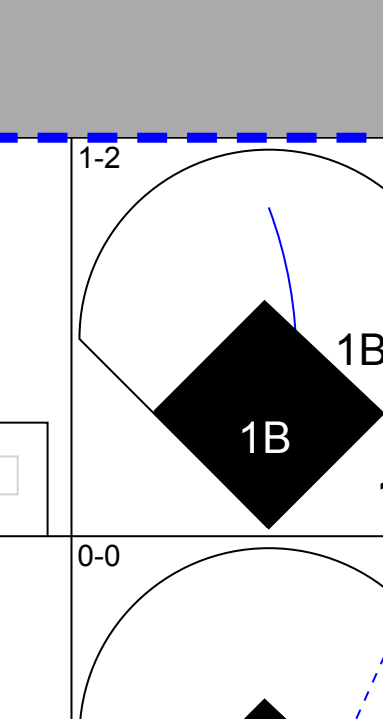
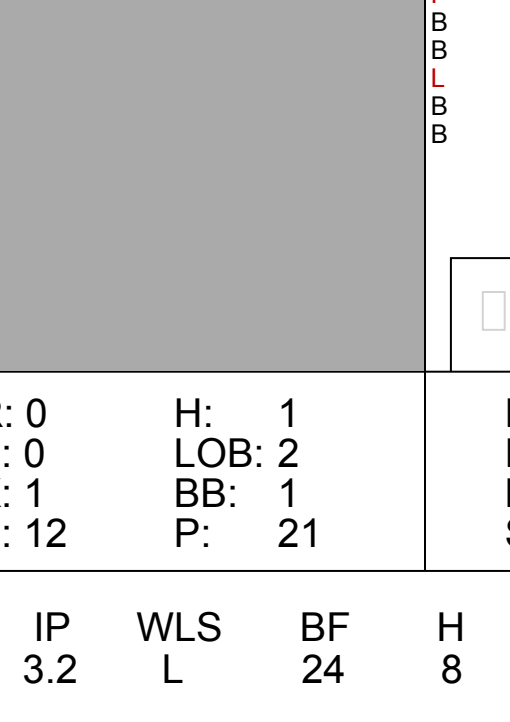
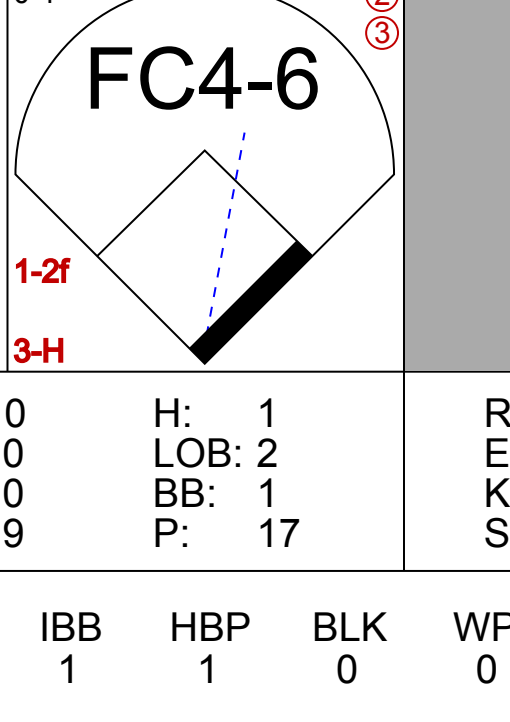
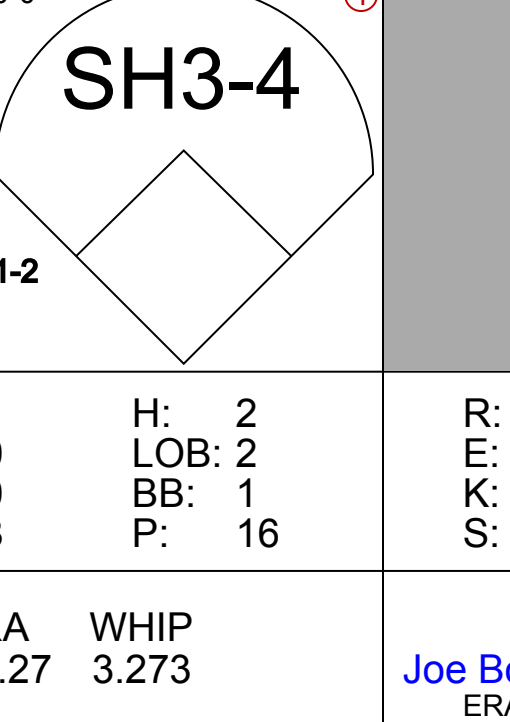
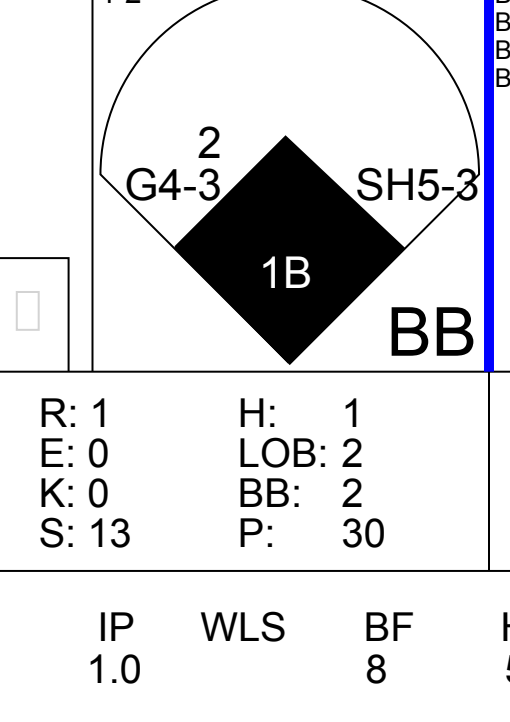
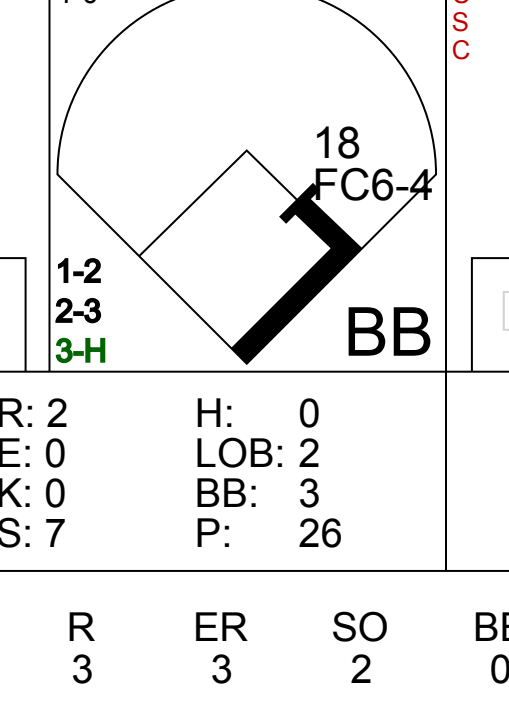
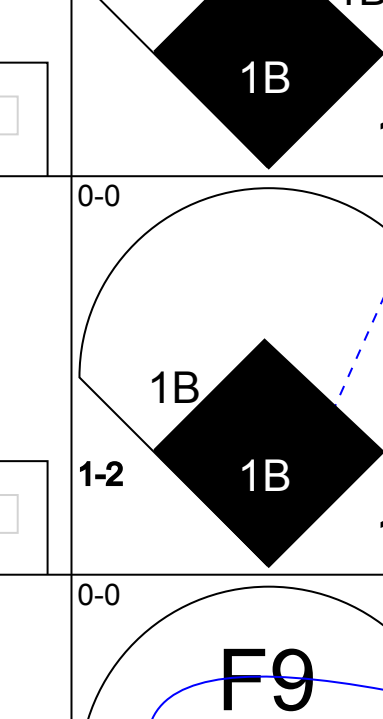
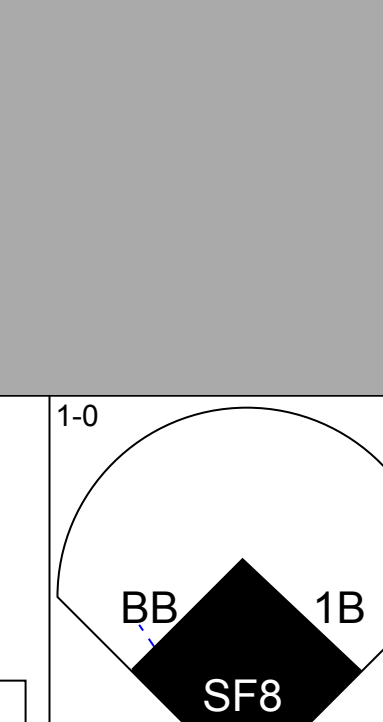
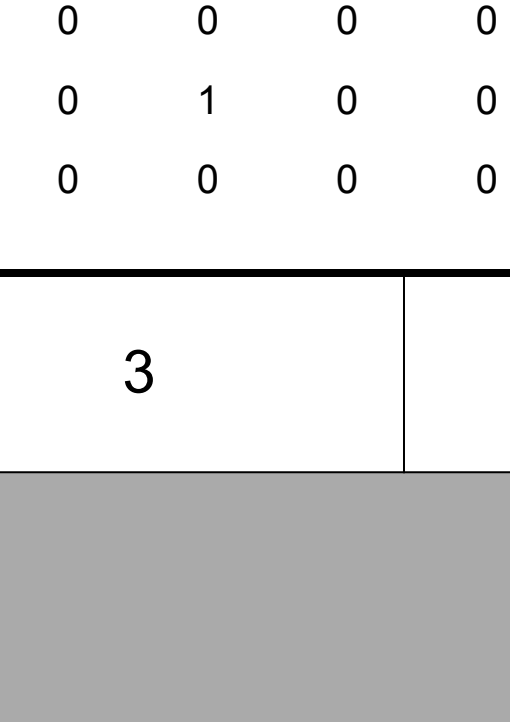
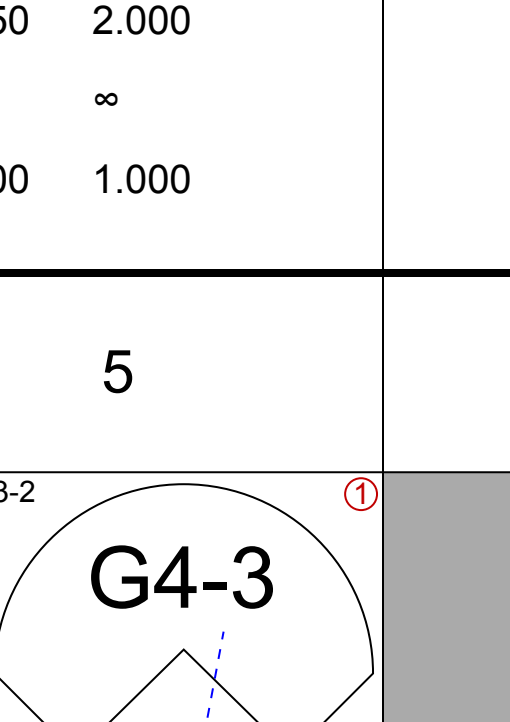
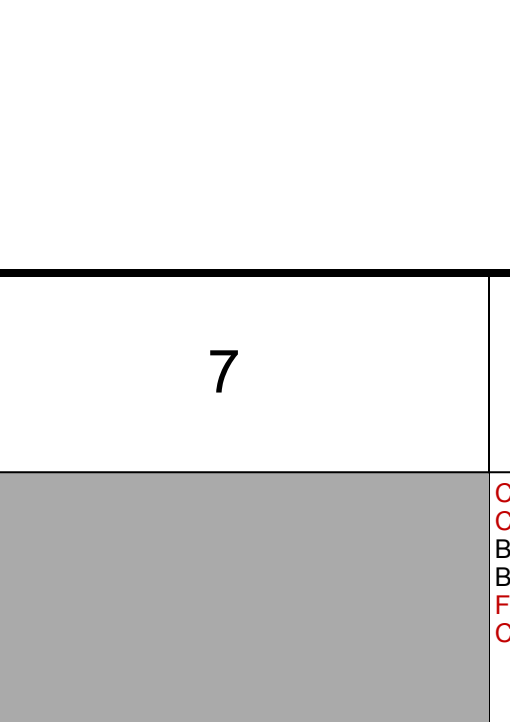
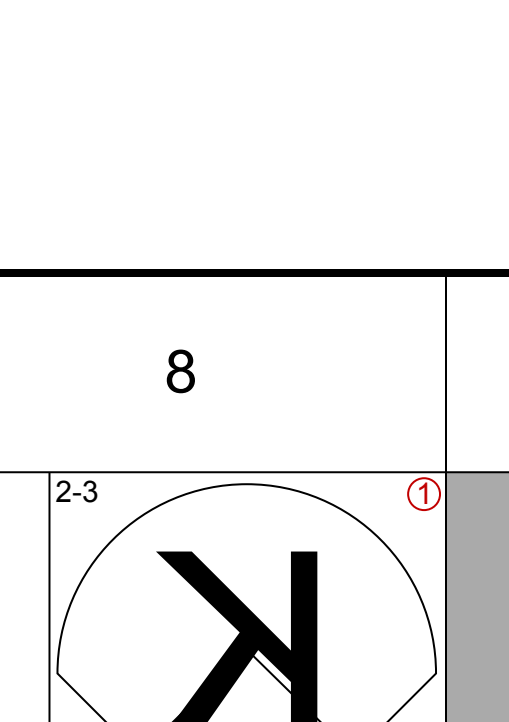
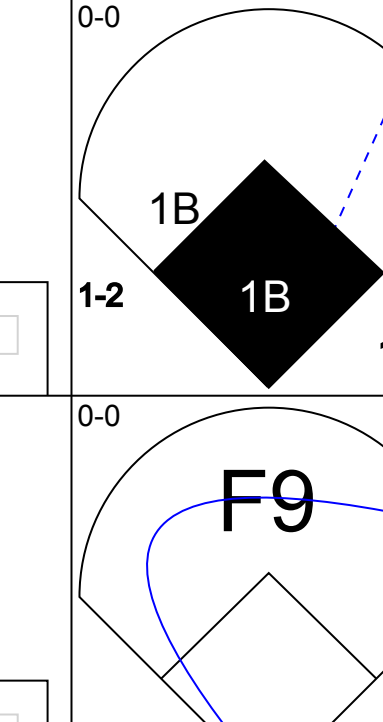
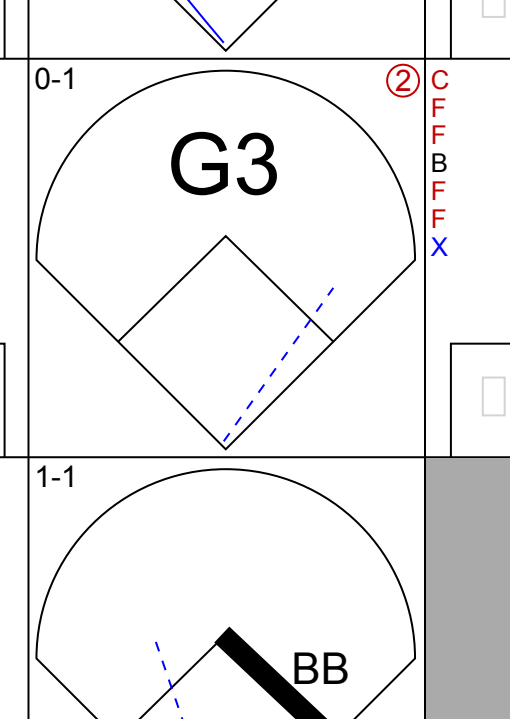
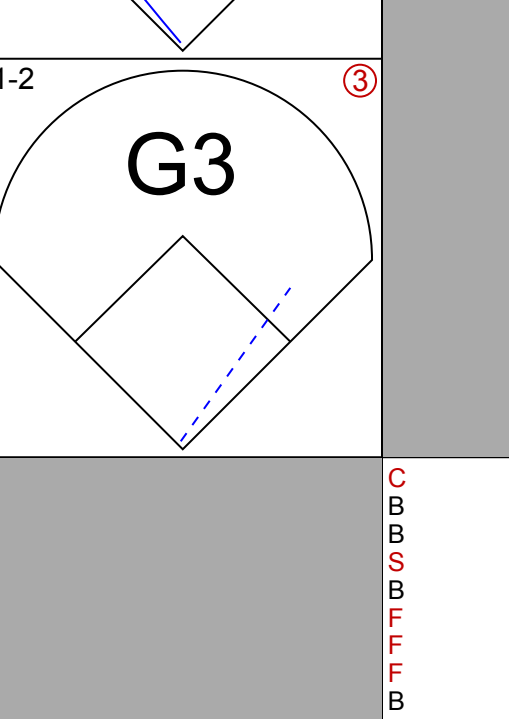
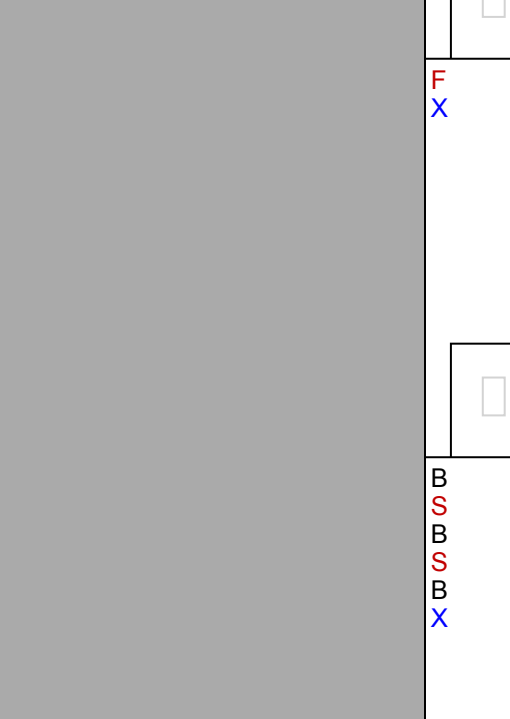

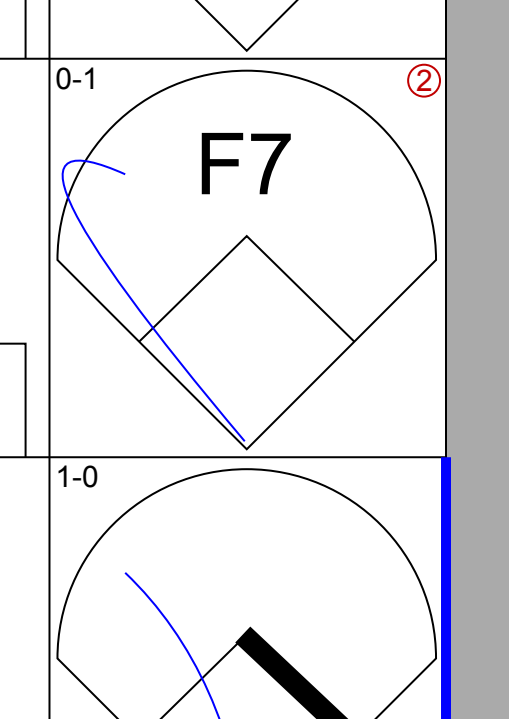
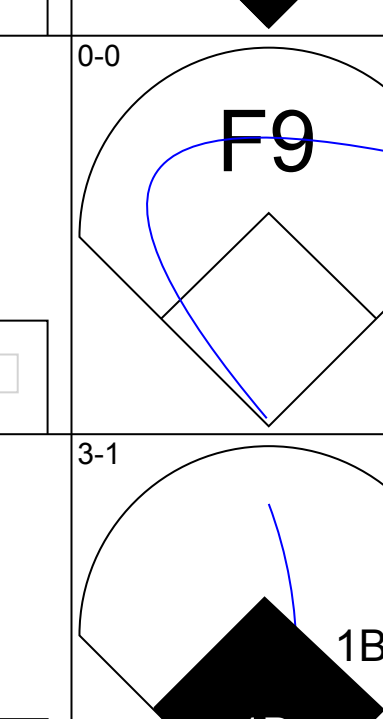
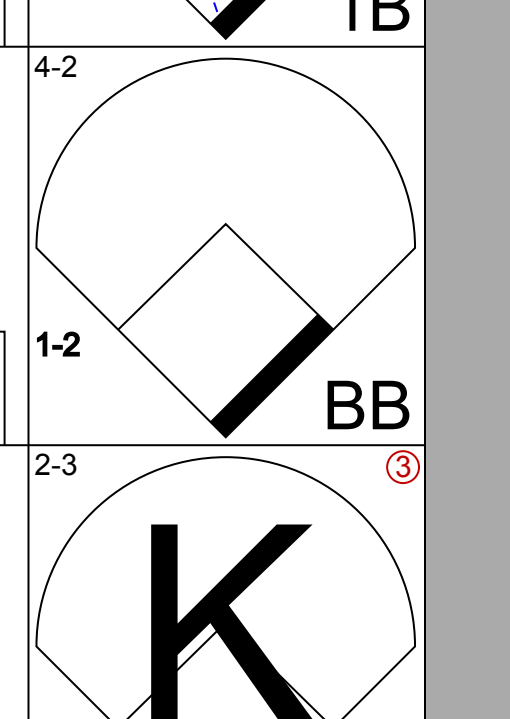
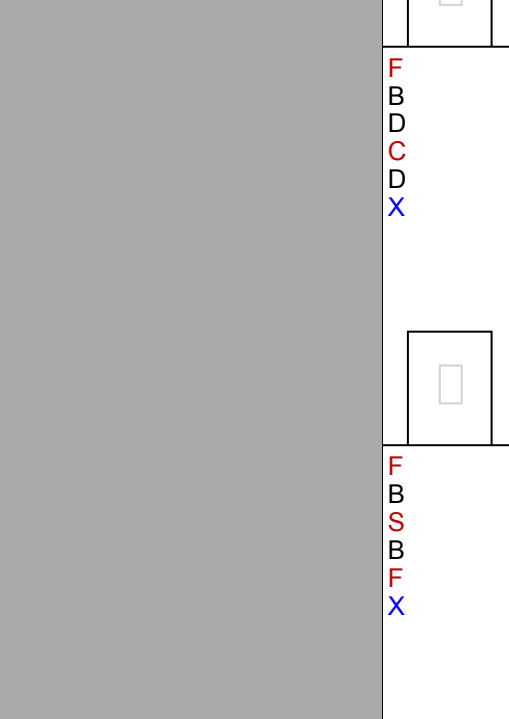
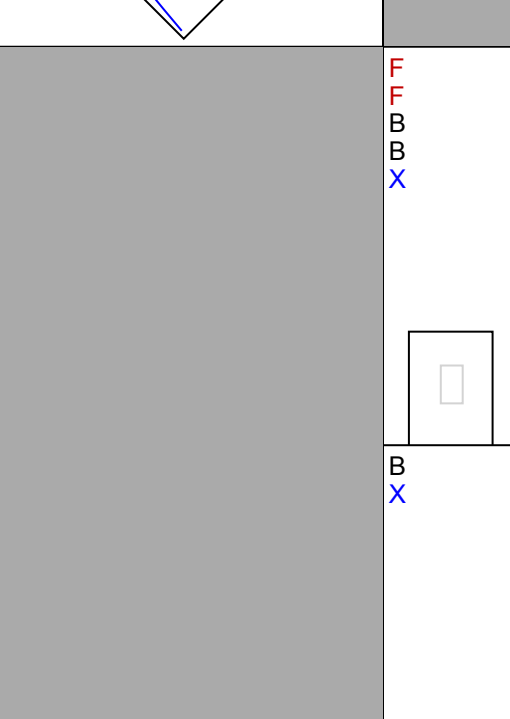

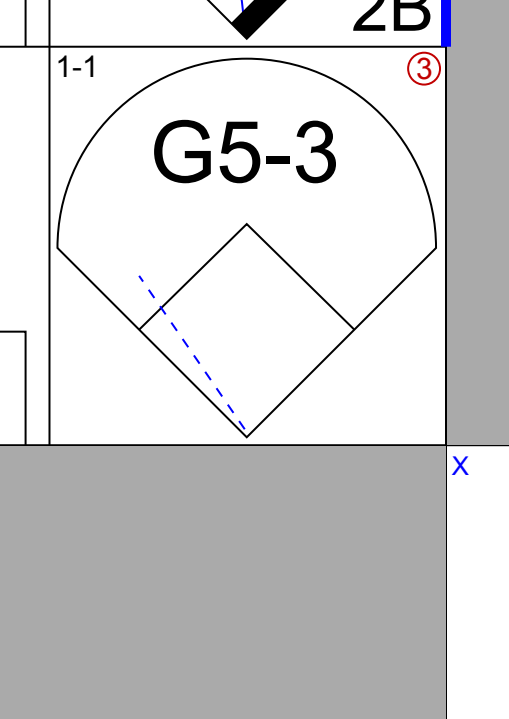
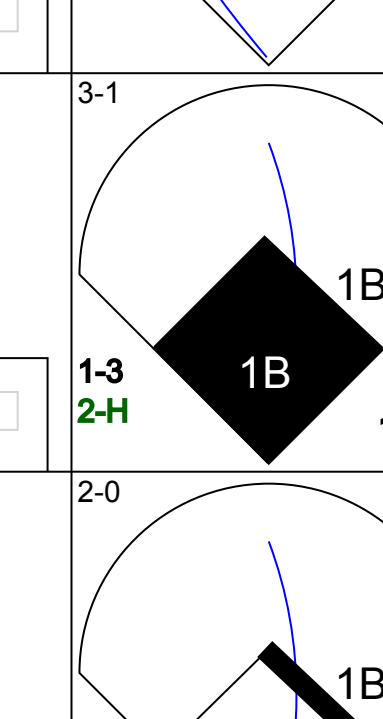
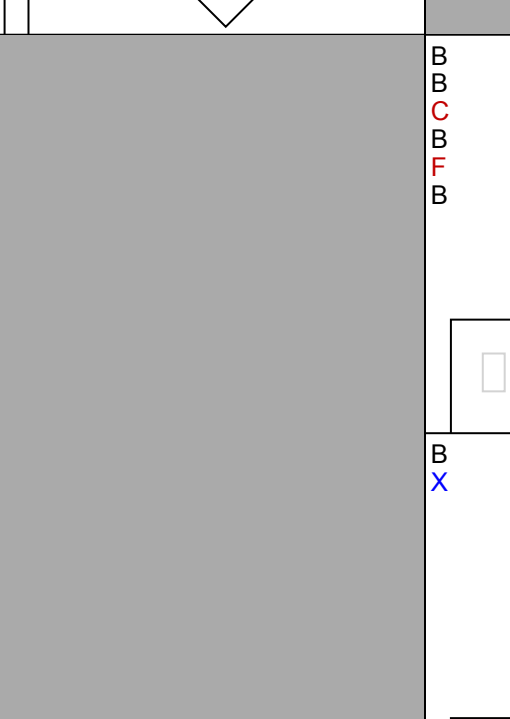
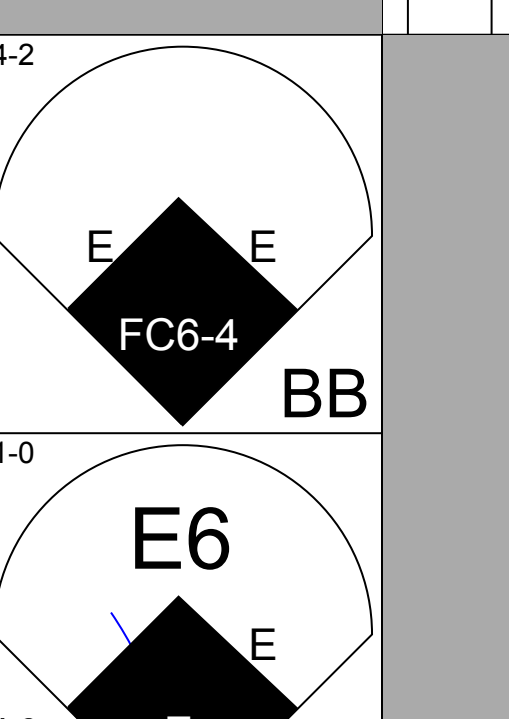

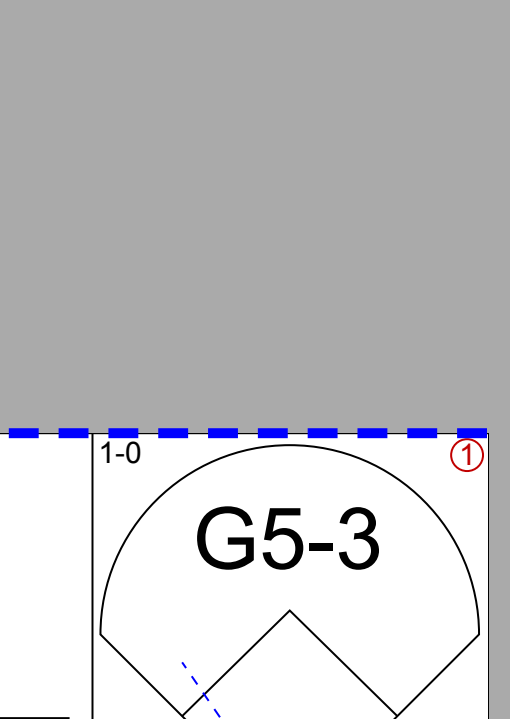
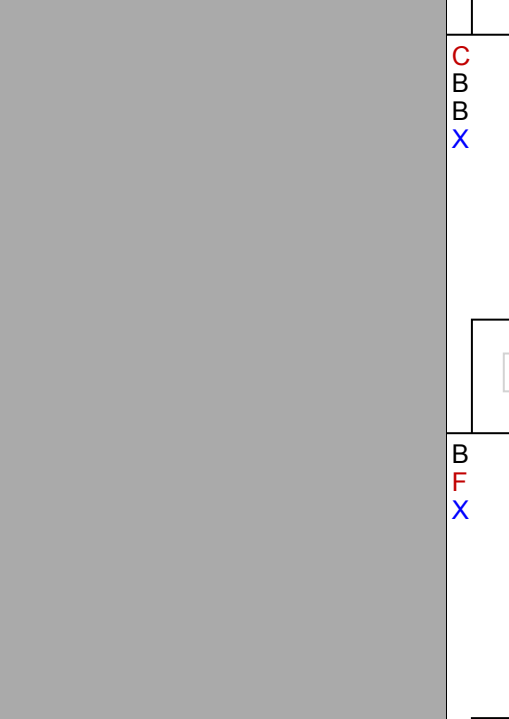
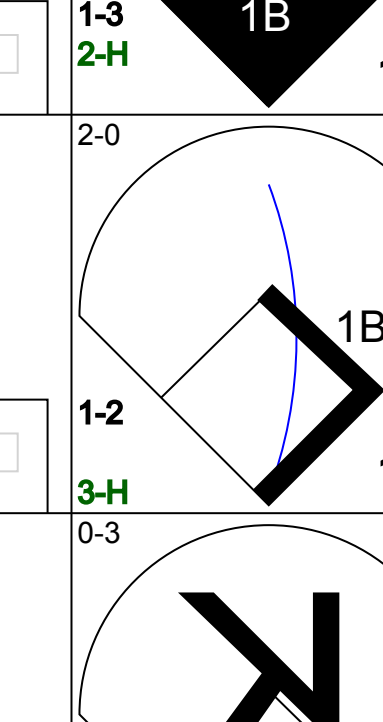
Batter	1	2	3	4	5	6	7	8	9	AB	R	H	RBI	BB	SO	LOB	BOTTOM				
<b>D'Angelo Jimenez, S</b> OBP: 0.478, SLG: 0.375 (1, 4)	1B		L5					SF8		3	0	2	2	1	0	0	<b>Pittsburgh Pirates @ Cincinnati Reds</b> Great American Ball Park, Cincinnati, OH Sat Apr 10 2004, 1:15 PM EDT Att: 23,449 - Cloudy - 55 F				
<b>Barry Larkin, R</b> OBP: 0.222, SLG: 0.125 Juan Castro, R OBP: 0.200, SLG: 0.111 (1, 6) (8, 6) (9, 5)	K		FC5		P3			K		4	0	1	0	0	2	5					
<b>Ken Griffey Jr., L</b> OBP: 0.529, SLG: 0.929 (1, 8)	1B									3	0	2	0	1	0	0					
<b>Austin Kearns, R</b> OBP: 0.238, SLG: 0.211 (1, 9)	K		FC5							4	0	0	0	0	2	5					
<b>Sean Casey, L</b> OBP: 0.500, SLG: 0.722 (1, 3)	K									4	0	1	0	0	1	3					
<b>Adam Dunn, L</b> OBP: 0.474, SLG: 0.929 (1, 7)			F7							4	1	1	1	0	1	2					
<b>Jason LaRue, R</b> (1, 2)										3	1	0	0	0	0	0					
<b>6 Ryan Freel, R</b> OBP: 0.278, SLG: 0.444 Ray Olmedo, S (1, 5) (9, 6)	F8									3	1	2	0	0	0	0					
<b>Cory Lidle, R</b> Ryan Wagner, R Javier Valentin, S Danny Graves, R (1, 1) (8, 1) (8, PH) (9, 1)										1	0	0	0	2	1	0					
<b>Inning Stats</b>	R: 0 E: 0 K: 3 S: 14	H: 2 LOB: 2 BB: 0 P: 20	R: 0 E: 0 K: 0 S: 10	H: 0 LOB: 0 BB: 0 P: 13	R: 0 E: 0 K: 1 S: 10	H: 1 LOB: 2 BB: 1 P: 20	R: 1 E: 0 K: 0 S: 13	H: 2 LOB: 3 BB: 2 P: 29	R: 0 E: 0 K: 2 S: 10	H: 1 LOB: 1 BB: 0 P: 16	R: 1 E: 0 K: 1 S: 9	H: 1 LOB: 1 BB: 1 P: 16	R: 0 E: 0 K: 0 S: 7	H: 1 LOB: 1 BB: 0 P: 10	R: 1 E: 1 K: 0 S: 8	H: 1 LOB: 1 BB: 0 P: 14		1B: 4 2B: 3 3B: 1 HR: 1	SF: 1 SAC: 1 DP: 0 HBP: 1	WP: 0 PB: 0 SB: 0 CS: 0	PA: 38
<b>PITCHER</b>	IP	WLS	BF	H	R	ER	SO	BB	IBB	HBP	BLK	WP	HR	S	P	ERA	WHIP				
<b>Kip Wells, R</b> ERA: 1.5 (1, 1)	6.0	L	29	7	2	2	7	4	0	0	0	0	0	66	114	3.00	1.833				
<b>34 John Grabow, L</b> ERA: (7, 1)	1.0		4	1	0	0	0	0	0	0	0	0	0	7	10	0.00	1.000				
<b>Jason Boyd, R</b> ERA: 3.0 (8, 1)	1.0		5	1	1	1	0	0	0	1	0	0	0	8	14	9.00	1.000				



Batter	1	2	3	4	5	6	7	8	9	AB	R	H	RBI	BB	SO	LOB	TOP										
<b>Tike Redman, L</b> OBP: 0.200, SLG: 0.320 (1, 8)	G4-3	K		G4-3		K			B3	5	0	0	0	0	2	3	<b>Pittsburgh Pirates @ Cincinnati Reds</b> Great American Ball Park, Cincinnati, OH Sun Apr 11 2004, 1:15 PM EDT Att: 16,925 - Cloudy - 55 F										
<b>2 Jack Wilson, R</b> OBP: 0.417, SLG: 0.727 (1, 6)	WP 18 HBP 1B BB		P3		2B	FC5-4			G5-3	4	2	1	0	1	0	1											
<b>18 Jason Kendall, R</b> OBP: 0.500, SLG: 0.500 (1, 2)	1B 1-2 HBP		1B		L9				F9	3	0	1	0	0	0	1											
<b>Raul Mondesi, R</b> OBP: 0.292, SLG: 0.478 (1, 7)	1B 1-2 CS		FC5-4		HR				K	4	1	3	2	0	1	0											
<b>Rob Mackowiak, L</b> OBP: 0.333, SLG: 0.500 (1, 9)	S 1-2 BB		K		HR				K	3	1	1	2	1	2	2											
<b>Craig Wilson, R</b> OBP: 0.375, SLG: 0.696 (1, 3)	F9		FC5-4		K				G6-4-3 BB	3	0	0	0	1	1	4											
<b>Bobby Hill, S</b> OBP: 0.294, SLG: 0.353 (1, 4)		L6		F8	G4-3				G6-4-3	4	0	0	0	0	0	1											
<b>Chris Stynes, R</b> OBP: 0.063, SLG: 0.063 <b>16 Salomon Torres, R</b> (8, 1) <b>Jose Mesa, R</b> (9, 1)	G1-3		SH3-4 1B		K				P6	4	0	1	0	0	1	0											
<b>Oliver Pérez, L</b> OBP: 1.000, SLG: 1.000 <b>Jose Castillo, R</b> OBP: 0.250, SLG: 0.143 <b>Brian Boehringer, S</b> 37 <b>Mike Johnston, L</b> <b>Abraham Nunez, S</b> OBP: 0.500, SLG: 0.667 (8, 5)			SH3-4		FC5-4 BB				G4-3	1	0	1	0	0	0	0											
<b>Inning Stats</b>	R: 1 E: 0 K: 1 S: 14	H: 1 LOB: 2 BB: 2 P: 30	R: 0 E: 0 K: 1 S: 10	H: 1 LOB: 1 BB: 0 P: 14	R: 0 E: 0 K: 1 S: 11	H: 2 LOB: 2 BB: 0 P: 20	R: 0 E: 0 K: 0 S: 7	H: 1 LOB: 1 BB: 0 P: 13	R: 3 E: 0 K: 2 S: 12	H: 3 LOB: 1 BB: 1 P: 20	R: 0 E: 0 K: 2 S: 8	H: 0 LOB: 0 BB: 0 P: 14	R: 0 E: 0 K: 0 S: 7	H: 0 LOB: 0 BB: 1 P: 13	R: 0 E: 0 K: 0 S: 5	H: 0 LOB: 0 BB: 0 P: 8		1B: 5 2B: 2 3B: 0 HR: 1	SF: 0 SAC: 1 DP: 1 HBP: 1	WP: 1 PB: 0 SB: 1 CS: 1	PA: 38						
<b>PITCHER</b>	IP	WLS	BF	H	R	ER	SO	BB	IBB	HBP	BLK	WP	HR	S	P	ERA	WHIP										
<b>Jimmy Haynes, R</b> ERA: 8.31 <b>John Riedling, R</b> ERA: <b>Todd Jones, R</b> ERA: <b>Phil Norton, L</b> ERA:	(1, 1) (5, 1) (7, 1) (9, 1)	4.1 1.2 2.0 1.0	L 6 6 3	23 0 0 0	8 0 0 0	4 0 0 0	2 3 2 0	2 1 1 0	0 0 0 0	1 0 0 0	0 0 0 0	1 0 0 0	1 0 0 5	49 18 15 8	89 27 27 8	8.31 0.00 0.00 0.00	2.308 0.600 0.500 0.000										
Batter	1	2	3	4	5	6	7	8	9	AB	R	H	RBI	BB	SO	LOB	BOTTOM										
<b>D'Angelo Jimenez, S</b> OBP: 0.464, SLG: 0.350 (1, 4)	G1-3		FC6-4 BB		HR				K	4	1	1	0	1	2	0	<b>Pittsburgh Pirates @ Cincinnati Reds</b> Great American Ball Park, Cincinnati, OH Sun Apr 11 2004, 1:15 PM EDT Att: 16,925 - Cloudy - 55 F										
<b>6 Ryan Freel, R</b> OBP: 0.273, SLG: 0.409 (1, 5)	G5-3		K		P3				G6-3 1B	4	0	1	0	0	1	2											
<b>Ken Griffey Jr., L</b> OBP: 0.429, SLG: 0.722 (1, 8)	K		F8		F8				G6-3	4	0	0	0	0	1	3											
<b>Austin Kearns, R</b> OBP: 0.240, SLG: 0.348 (1, 9)		K	FC6-4		HR				F9	4	1	1	2	0	1	1											
<b>Sean Casey, L</b> OBP: 0.500, SLG: 0.682 (1, 3)	G1-5-3				BB				G4-3	4	0	2	0	0	0	0											
<b>Adam Dunn, L</b> OBP: 0.478, SLG: 1.000 (1, 7)	HR		F7		K				E S 1B	4	1	2	1	0	1	2											
<b>Juan Castro, R</b> OBP: 0.214, SLG: 0.154 (1, 6)			HBP 1B		P6				L8	4	0	1	0	0	1	2											
<b>Corky Miller, R</b> <b>Barry Larkin, R</b> OBP: 0.211, SLG: 0.118 (9, PH)									F8	1	0	0	0	1	1	0											
<b>Jimmy Haynes, R</b> <b>John Riedling, R</b> <b>Wily Mo Peña, R</b> <b>Todd Jones, L</b> <b>Phil Norton, R</b> <b>Javier Valentin, S</b> (9, PH)			K		K				K	2	0	0	0	0	2	4											
<b>Inning Stats</b>	R: 0 E: 0 K: 1 S: 10	H: 0 LOB: 0 BB: 0 P: 14	R: 1 E: 0 K: 2 S: 13	H: 2 LOB: 2 BB: 0 P: 20	R: 0 E: 0 K: 1 S: 9	H: 0 LOB: 1 BB: 1 P: 16	R: 0 E: 0 K: 1 S: 10	H: 1 LOB: 2 BB: 1 P: 17	R: 2 E: 0 K: 3 S: 11	H: 3 LOB: 0 BB: 0 P: 14	R: 0 E: 0 K: 1 S: 7	H: 1 LOB: 0 BB: 0 P: 11	R: 0 E: 0 K: 0 S: 7	H: 1 LOB: 1 BB: 0 P: 15	R: 0 E: 0 K: 2 S: 10	H: 0 LOB: 0 BB: 0 P: 14		1B: 6 2B: 0 3B: 0 HR: 2	SF: 0 SAC: 0 DP: 1 HBP: 1	WP: 0 PB: 0 SB: 1 CS: 0	PA: 37						
<b>PITCHER</b>	IP	WLS	BF	H	R	ER	SO	BB	IBB	HBP	BLK	WP	HR	S	P	ERA	WHIP										
<b>Oliver Pérez, L</b> ERA: 5.4 <b>Brian Boehringer, R</b> ERA: 9.0 <b>37 Mike Johnston, L</b> ERA: <b>16 Salomon Torres, R</b> ERA: 4.5 <b>Jose Mesa, R</b> ERA:	(1, 1) (6, 1) (7, 1) (8, 1) (9, 1)	5.0 1.0 1.2 0.1 1.0	W H H H S	24 3 6 1 3	6 0 2 0 0	3 0 0 0 0	3 0 0 0 2	0 0 0 0 0	0 0 0 0 0	0 0 0 0 0	0 0 0 0 0	0 0 0 0 0	0 0 0 0 0	2 11 20 3 10	88 14 20 6 14	5.40 0.00 0.00 0.00 0.00	1.600 0.000 1.200 0.000 0.000										





Batter	1	2	3	4	5	6	7	8	9	AB	R	H	RBI	BB	SO	LOB	TOP					
<b>Tike Redman, L</b> OBP: 0.226, SLG: 0.321 (1, 8)										3	0	1	3	1	1	0	<b>Pittsburgh Pirates @ Chicago Cubs</b> Wrigley Field, Chicago, IL Mon Apr 12 2004, 1:20 PM CDT Att: 40,483 - Cloudy - 41 F					
<b>2 Jack Wilson, R</b> OBP: 0.419, SLG: 0.690 (1, 6)										7	1	3	1	0	1	7						
<b>18 Jason Kendall, R</b> OBP: 0.500, SLG: 0.524 <b>11 Humberto Cota, R</b> (9, 2)										5	2	2	3	1	0	4						
<b>Raul Mondesi, R</b> OBP: 0.367, SLG: 0.500 <b>J.J. Davis, R</b> (9, PR) (9, 7)										5	0	3	1	1	0	2						
<b>Rob Mackowiak, L</b> OBP: 0.389, SLG: 0.429 (1, 9)										4	1	1	0	1	1	4						
<b>Craig Wilson, R</b> OBP: 0.433, SLG: 0.704 (1, 3)										4	2	2	1	2	1	2						
<b>Chris Stynes, R</b> OBP: 0.182, SLG: 0.143 (1, 5)										5	2	2	1	0	0	6						
<b>Jose Castillo, R</b> OBP: 0.500, SLG: 0.364 (1, 4)										4	2	3	1	2	1	1						
<b>Kris Benson, R</b> <b>Bobby Hill, S</b> (7, PH) <b>Brian Meadows, R</b> (7, 1)										1	1	0	0	1	0	3						
<b>Inning Stats</b>	R: 0 E: 0 K: 1 S: 12	H: 1 LOB: 2 BB: 1 P: 21	R: 5 E: 0 K: 0 S: 12	H: 4 LOB: 0 BB: 1 P: 21	R: 0 E: 0 K: 0 S: 9	H: 1 LOB: 2 BB: 1 P: 17	R: 1 E: 0 K: 0 S: 10	H: 2 LOB: 3 BB: 2 P: 23	R: 1 E: 0 K: 3 S: 8	H: 2 LOB: 1 BB: 0 P: 16	R: 0 E: 0 K: 3 S: 10	H: 1 LOB: 1 BB: 0 P: 14	R: 1 E: 0 K: 0 S: 13	H: 1 LOB: 2 BB: 2 P: 30	R: 2 E: 0 K: 0 S: 7	H: 0 LOB: 3 BB: 3 P: 26		R: 3 E: 0 K: 2 S: 15	H: 5 LOB: 2 BB: 0 P: 22	1B: 14 2B: 3 3B: 0 HR: 0	SF: 2 SAC: 2 DP: 0 HBP: 2	WP: 0 PB: 0 SB: 2 CS: 1
<b>PITCHER</b>	IP	WLS	BF	H	R	ER	SO	BB	IBB	HBP	BLK	WP	HR	S	P	ERA	WHIP					
<b>Greg Maddux, R</b> ERA: 7.45 <b>43 Michael Wuerz, R</b> ERA: 3.38 <b>Todd Wellemeyer, R</b> ERA: 2.08 <b>Andy Pratt, L</b> ERA: 21.6 <b>Kent Mercker, L</b> ERA: 2.25	3.2	L	24	8	6	5	1	4	1	1	0	0	0	40	77	12.27	3.273					
<b>PITCHER</b>	IP	WLS	BF	H	R	ER	SO	BB	IBB	HBP	BLK	WP	HR	S	P	ERA	WHIP					
<b>Joe Borowski, R</b> ERA: 9.0	1.0		8	5	3	3	2	0	0	0	0	0	0	15	22	27.00	5.000					

AB 39  
R 13  
H 17  
RBI 12  
BB 11  
SO 6  
LOB 31



WP: 0  
PB: 0  
SB: 2  
CS: 1

AB 31  
R 2  
H 3  
RBI 1  
BB 4  
SO 2  
LOB 16





Batter	1	2	3	4	5	6	7	8	9	AB	R	H	RBI	BB	SO	LOB	TOP				
<b>Tike Redman, L</b> OBP: 0.222, SLG: 0.303 (1, 8)										5	0	1	0	0	1	1					
<b>Abraham Nunez, S</b> OBP: 0.455, SLG: 0.500 (1, 6)										4	1	1	0	1	1	1					
<b>18 Jason Kendall, R</b> OBP: 0.548, SLG: 0.542 (1, 2)										3	1	2	0	2	0	1					
<b>Raul Mondesi, R</b> OBP: 0.343, SLG: 0.545 (1, 7)										5	1	1	3	0	2	6					
<b>Rob Mackowiak, L</b> OBP: 0.391, SLG: 0.353 (1, 9)										3	0	0	0	2	1	3					
<b>Craig Wilson, R</b> OBP: 0.382, SLG: 0.613 (1, 3)										4	0	0	0	0	1	4					
<b>Bobby Hill, S</b> OBP: 0.318, SLG: 0.300 (1, 4)										3	0	0	0	0	2	0					
<b>Chris Stynes, R</b> OBP: 0.192, SLG: 0.160 (1, 5)										4	0	1	0	0	0	2					
<b>Ryan Vogelsong, R</b> J.J. Davis, R Jason Boyd, R Randall Simon, L Brian Boehringer, S 11 Humberto Cota, R 34 John Grabow, L (1, 1) (4, PH) (4, 1) (7, PH) (7, 1) (8, PH) (8, 1)										1	0	0	0	0	1	1					
<b>Inning Stats</b>	R: 0 E: 0 K: 1 S: 10	H: 2 LOB: 2 BB: 0 P: 17	R: 0 E: 0 K: 1 S: 11	H: 0 LOB: 1 BB: 0 P: 20	R: 0 E: 1 K: 1 S: 12	H: 0 LOB: 3 BB: 2 P: 29	R: 0 E: 0 K: 2 S: 8	H: 0 LOB: 0 BB: 0 P: 14	R: 0 E: 0 K: 1 S: 8	H: 0 LOB: 1 BB: 1 P: 12	R: 3 E: 0 K: 0 S: 18	H: 3 LOB: 1 BB: 1 P: 35	R: 0 E: 0 K: 2 S: 13	H: 1 LOB: 1 BB: 1 P: 19	R: 0 E: 0 K: 1 S: 11	H: 0 LOB: 1 BB: 1 P: 21	1B: 5 2B: 0 3B: 0 HR: 1	SF: 0 SAC: 0 DP: 0 HBP: 1	WP: 0 PB: 0 SB: 0 CS: 0	PA: 41	
<b>PITCHER</b>	IP	WLS	BF	H	R	ER	SO	BB	IBB	HBP	BLK	WP	HR	S	P	ERA	WHIP				
<b>Matt Clement, R</b> ERA: 3.6 (1, 1)	6.0	W	26	2	0	0	7	3	0	1	0	0	0	56	103	0.00	0.833				
<b>Kyle Farnsworth, R</b> ERA: 8.31 (7, 1)	1.0		7	3	3	3	0	1	0	0	0	0	1	18	35	27.00	4.000				
<b>LaTroy Hawkins, R</b> ERA: (8, 1)	1.0		4	1	0	0	2	0	0	0	0	0	0	13	19	0.00	1.000				
<b>Francis Beltran, R</b> ERA: (9, 1)	1.0		4	0	0	0	1	1	0	0	0	0	0	11	21	0.00	1.000				

Pittsburgh Pirates @ Chicago Cubs  
Wrigley Field, Chicago, IL  
Wed Apr 14 2004, 1:20 PM CDT  
Att: 38,968 - Sunny - 58 F

AB	35
R	3
H	6
RBI	3
BB	5
SO	10
LOB	20



Batter	1	2	3	4	5	6	7	8	9	AB	R	H	RBI	BB	SO	LOB	BOTTOM				
<b>Todd Walker, L</b> OBP: 0.318, SLG: 0.450 (1, 4)										5	1	3	3	0	0	2					
<b>Corey Patterson, L</b> OBP: 0.300, SLG: 0.536 (1, 8)										5	0	0	0	0	4	7					
<b>Sammy Sosa, R</b> OBP: 0.405, SLG: 0.581 (1, 9)										4	0	1	1	1	2	0					
<b>Moises Alou, R</b> OBP: 0.242, SLG: 0.452 (1, 7)										4	1	1	1	1	1	2					
<b>16 Aramis Ramirez, R</b> OBP: 0.333, SLG: 0.618 (1, 5)										4	3	3	2	0	0	1					
<b>25 Derek Lee, R</b> OBP: 0.406, SLG: 0.458 (1, 3)										3	2	1	0	1	1	1					
<b>Alex Gonzalez, R</b> OBP: 0.214, SLG: 0.333 (1, 6)										4	0	1	0	0	1	3					
<b>Michael Barrett, R</b> OBP: 0.375, SLG: 0.600 (1, 2)										2	1	1	1	1	0	0					
<b>Matt Clement, R</b> OBP: 0.333, SLG: 0.333 Kyle Farnsworth, R Jose Macias, S LaTroy Hawkins, R Francis Beltran, R (1, 1) (7, 1) (7, PH) (8, 1) (9, 1)										2	0	1	0	0	1	2					
<b>Inning Stats</b>	R: 1 E: 1 K: 1 S: 9	H: 2 LOB: 0 BB: 0 P: 11	R: 2 E: 0 K: 2 S: 13	H: 4 LOB: 2 BB: 0 P: 16	R: 4 E: 0 K: 2 S: 20	H: 4 LOB: 2 BB: 2 P: 36	R: 1 E: 0 K: 1 S: 13	H: 1 LOB: 0 BB: 0 P: 18	R: 0 E: 0 K: 1 S: 9	H: 0 LOB: 1 BB: 1 P: 13	R: 0 E: 0 K: 0 S: 9	H: 0 LOB: 0 BB: 0 P: 17	R: 0 E: 0 K: 2 S: 9	H: 0 LOB: 1 BB: 1 P: 16	R: 0 E: 0 K: 1 S: 11	H: 0 LOB: 1 BB: 1 P: 21	1B: 5 2B: 5 3B: 0 HR: 3	SF: 0 SAC: 1 DP: 1 HBP: 1	WP: 0 PB: 0 SB: 0 CS: 0	PA: 40	
<b>PITCHER</b>	IP	WLS	BF	H	R	ER	SO	BB	IBB	HBP	BLK	WP	HR	S	P	ERA	WHIP				
<b>Ryan Vogelsong, R</b> ERA: 7.2 (4, 1)	3.0	L	13	2	1	1	3	1	0	1	0	0	1	29	44	3.00	1.000				
<b>Brian Boehringer, R</b> ERA: 6.0 (7, 1)	1.0		3	0	0	0	0	0	0	0	0	0	0	9	17	0.00	0.000				
<b>34 John Grabow, L</b> ERA: (8, 1)	1.0		4	0	0	0	2	1	0	0	0	0	0	9	16	0.00	1.000				

Pittsburgh Pirates @ Chicago Cubs  
Wrigley Field, Chicago, IL  
Wed Apr 14 2004, 1:20 PM CDT  
Att: 38,968 - Sunny - 58 F

AB	34
R	8
H	12
RBI	8
BB	4
SO	10
LOB	18









Batter	1	2	3	4	5	6	7	8	9	AB	R	H	RBI	BB	SO	LOB	TOP					
<b>Tike Redman, L</b> (1, 8) OBP: 0.217, SLG: 0.279										5	1	1	1	0	0	2						
<b>2 Jack Wilson, R</b> (1, 6) OBP: 0.439, SLG: 0.711										4	1	2	1	1	0	1						
<b>18 Jason Kendall, R</b> (1, 2) OBP: 0.487, SLG: 0.452										3	1	0	1	0	0	2						
<b>Raul Mondesi, R</b> (1, 9) OBP: 0.326, SLG: 0.475										4	0	1	1	0	0	1						
<b>Rob Mackowiak, L</b> (1, 7) OBP: 0.375, SLG: 0.440										3	0	0	1	0	1	1						
<b>Craig Wilson, R</b> (1, 3) OBP: 0.395, SLG: 0.667										4	1	1	1	0	0	1						
<b>Abraham Nunez, S</b> (1, 5) OBP: 0.375, SLG: 0.400										4	1	1	0	0	0	1						
<b>34 John Grabow, L</b> (8, 1)										0	0	0	0	0	0	0						
<b>16 Salomon Torres, R</b> (8, 1)										0	0	0	0	0	0	0						
<b>Jose Mesa, R</b> (9, 1)										0	0	0	0	0	0	0						
<b>Jose Castillo, R</b> (1, 4) OBP: 0.409, SLG: 0.316										4	1	1	1	0	0	0						
<b>Kip Wells, R</b> (1, 1) OBP: 0.500, SLG: 1.000										1	0	0	0	0	1	0						
<b>Bobby Hill, S</b> (8, PH) OBP: 0.333, SLG: 0.286										0	1	0	0	1	0	0						
<b>Chris Stynes, R</b> (8, 5) OBP: 0.219, SLG: 0.226										1	0	1	0	0	0	0						
<b>Inning Stats</b>	R: 0 E: 0 K: 0 S: 7	H: 0 LOB: 0 BB: 0 P: 10	R: 0 E: 0 K: 1 S: 7	H: 0 LOB: 0 BB: 0 P: 11	R: 0 E: 1 K: 0 S: 7	H: 0 LOB: 1 BB: 0 P: 10	R: 0 E: 0 K: 0 S: 9	H: 1 LOB: 0 BB: 0 P: 16	R: 0 E: 0 K: 1 S: 5	H: 0 LOB: 0 BB: 0 P: 7	R: 0 E: 0 K: 0 S: 6	H: 0 LOB: 0 BB: 0 P: 8	R: 0 E: 0 K: 0 S: 9	H: 0 LOB: 1 BB: 1 P: 16	R: 7 E: 0 K: 0 S: 17	H: 6 LOB: 1 BB: 1 P: 29	R: 0 E: 0 K: 0 S: 11	H: 1 LOB: 1 BB: 0 P: 19	1B: 8 2B: 0 3B: 0 HR: 0	SF: 1 SAC: 1 DP: 1 HBP: 1	WP: 0 PB: 0 SB: 1 CS: 0	PA: 38
<b>PITCHER</b>	IP	WLS	BF	H	R	ER	SO	BB	IBB	HBP	BLK	WP	HR	S	P	ERA	WHIP					
<b>Tom Glavine, L</b> (1, 1) ERA: 0.9	7.0		23	1	0	0	2	1	0	0	0	0	0	50	78	0.00	0.286					
<b>Orber Moreno, R</b> (8, 1) ERA: 8.44	0.0	L	3	3	3	3	0	0	0	0	0	0	0	7	11	∞	∞					
<b>Mike Stanton, L</b> (8, 1) ERA: 14.73	0.0	B	2	1	0	0	0	1	0	0	0	0	0	4	8	∞	∞					
<b>David Weathers, R</b> (8, 1) ERA: 4.91	1.0		6	2	4	4	0	0	0	1	0	0	0	6	10	36.00	2.000					
<b>Dan Wheeler, R</b> (9, 1) ERA: 5.19	1.0		4	1	0	0	0	0	0	0	1	0	0	11	19	0.00	1.000					

Pittsburgh Pirates @ New York Mets  
Shea Stadium, Flushing, NY  
Fri Apr 16 2004, 7:10 PM EDT  
Att: 18,554 - Sunny - 63 F

AB 33  
R 7  
H 8  
RBI 7  
BB 2  
SO 2  
LOB 9



Batter	1	2	3	4	5	6	7	8	9	AB	R	H	RBI	BB	SO	LOB	BOTTOM					
<b>Kazuo Matsui, S</b> (1, 6) OBP: 0.469, SLG: 0.553										5	1	1	0	0	0	0						
<b>Karim Garcia, L</b> (1, 9) OBP: 0.320, SLG: 0.500										4	1	1	0	0	0	0						
<b>Shane Spencer, R</b> (1, 7) OBP: 0.379, SLG: 0.444										4	0	1	0	0	1	2						
<b>31 Mike Piazza, R</b> (1, 2) OBP: 0.333, SLG: 0.579										4	1	1	0	0	0	3						
<b>Mike Cameron, R</b> (1, 8) OBP: 0.405, SLG: 0.543										3	2	2	1	1	1	0						
<b>Jason Phillips, R</b> (1, 3) OBP: 0.333, SLG: 0.334										3	0	0	0	0	0	3						
<b>Jeff Duncan, L</b> (7, PH) OBP: 0.167, SLG: 0.167										0	0	0	0	0	0	0						
<b>Orber Moreno, R</b> (8, 1)										0	0	0	0	0	0	0						
<b>Mike Stanton, L</b> (8, 1)										0	0	0	0	0	0	0						
<b>David Weathers, R</b> (8, 1)										0	0	0	0	0	0	0						
<b>Eric Valent, L</b> (8, PH) OBP: 0.231, SLG: 0.887										1	1	1	3	0	0	0						
<b>Dan Wheeler, R</b> (9, 1) ERA: 5.19										0	0	0	0	0	0	0						
<b>Ty Wigginton, R</b> (1, 5) OBP: 0.220, SLG: 0.282										4	0	0	0	0	1	4						
<b>Ricky Gutierrez, R</b> (1, 4) OBP: 0.297, SLG: 0.219										4	0	1	2	0	0	2						
<b>Tom Glavine, L</b> (1, 1) OBP: 0.375, SLG: 0.286										2	0	0	0	0	2	1						
<b>Todd Zeile, R</b> (7, PH) OBP: 0.294, SLG: 0.438										2	0	0	0	0	1	1						
<b>Inning Stats</b>	R: 0 E: 0 K: 1 S: 8	H: 3 LOB: 1 BB: 0 P: 11	R: 2 E: 0 K: 1 S: 14	H: 3 LOB: 1 BB: 0 P: 20	R: 0 E: 0 K: 0 S: 10	H: 1 LOB: 1 BB: 0 P: 19	R: 0 E: 0 K: 1 S: 11	H: 0 LOB: 1 BB: 1 P: 20	R: 0 E: 0 K: 1 S: 9	H: 0 LOB: 0 BB: 0 P: 14	R: 0 E: 0 K: 1 S: 7	H: 0 LOB: 0 BB: 0 P: 11	R: 0 E: 1 K: 1 S: 7	H: 0 LOB: 2 BB: 0 P: 13	R: 4 E: 0 K: 0 S: 10	H: 4 LOB: 0 BB: 0 P: 17	R: 0 E: 0 K: 0 S: 8	H: 0 LOB: 0 BB: 0 P: 12	1B: 5 2B: 1 3B: 1 HR: 1	SF: 0 SAC: 0 DP: 0 HBP: 0	WP: 0 PB: 0 SB: 1 CS: 0	PA: 37
<b>PITCHER</b>	IP	WLS	BF	H	R	ER	SO	BB	IBB	HBP	BLK	WP	HR	S	P	ERA	WHIP					
<b>Kip Wells, R</b> (1, 1) ERA: 1.89	7.0	W	27	4	2	2	6	1	0	0	0	0	0	66	108	2.57	0.714					
<b>34 John Grabow, L</b> (8, 1) ERA: 6.0	0.0		2	2	2	2	0	0	0	0	0	0	0	3	3	∞	∞					
<b>16 Salomon Torres, R</b> (8, 1) ERA: 7.5	1.0		5	2	2	2	0	0	0	0	0	0	1	7	14	18.00	2.000					
<b>Jose Mesa, R</b> (9, 1) ERA: 5.19	1.0	S	3	0	0	0	0	0	0	0	0	0	0	8	12	0.00	0.000					

Pittsburgh Pirates @ New York Mets  
Shea Stadium, Flushing, NY  
Fri Apr 16 2004, 7:10 PM EDT  
Att: 18,554 - Sunny - 63 F

AB 36  
R 6  
H 8  
RBI 6  
BB 1  
SO 6  
LOB 16





Batter	1	2	3	4	5	6	7	8	9	AB	R	H	RBI	BB	SO	LOB	TOP								
<b>Tike Redman, L</b> OBP: 0.240, SLG: 0.319 (1, 8)	1-2 G5-4-3 1B		2-1 G4-3		1-0 FC6-4			1-1 SH3 18 SF8 2B		4	1	2	0	0	0	2									
<b>2 Jack Wilson, R</b> OBP: 0.499, SLG: 0.659 (1, 6)	0-1 G5-4-3 1-2f			0-1 F7	2-0 FC6-4			1-1 SH3		3	0	0	0	0	0	2									
<b>18 Jason Kendall, R</b> OBP: 0.465, SLG: 0.441 (1, 2)	1-1 G5-3			2-2 1B		3-2 G6-3		1-1 SF8		3	0	1	1	0	0	0									
<b>Raul Mondesi, R</b> OBP: 0.298, SLG: 0.432 (1, 9)		3-2 G6-3		1-3 K		1-0 F8		3-H 2-3 K2-3		4	0	0	0	0	2	1									
<b>Rob Mackowiak, L</b> OBP: 0.417, SLG: 0.464 (9, 7)		4-2 G4-6-3 BB		0-0 1B		3-3 K		2-1 FC4-6 1B		3	0	2	0	1	1	0									
<b>Randall Simon, L</b> OBP: 0.167, SLG: 0.176 (9, PR) <b>J.J. Davis, R</b> OBP: 0.250, SLG: 0.143 (9, 1) <b>Jose Mesa, R</b> (9, 1)	0-0 G4-6-3 1-2f			1-0 F7			1-1 G4-3	2-0 FC4-6 1B		4	0	0	0	0	0	0	4								
<b>Craig Wilson, R</b> OBP: 0.426, SLG: 0.721 (9, 3)			0-0 G4-3 2B		2-2 G5-3		1-1 G5-3 2B	1 SAFE 2-2 G6-4-3 1B		4	0	3	0	0	0	0									
<b>Jose Castillo, R</b> OBP: 0.385, SLG: 0.435 (1, 4)			1-1 G4-3		0-0 HR		0-1 G5-3	1-1 G6-4-3		4	1	1	1	0	0	4									
<b>Oliver Pérez, L</b> OBP: 0.500, SLG: 0.500 <b>Brian Meadows, R</b> (7, 1) <b>37 Mike Johnston, L</b> (8, 1) <b>16 Salomon Torres, R</b> (8, 1) <b>Chris Stynes, R</b> OBP: 0.219, SLG: 0.226 (9, 5)			0-3 K		0-0 1B		2-3 K			3	0	1	0	0	2	2									
<b>Inning Stats</b>	R: 0 E: 0 K: 0 S: 8	H: 1 LOB: 0 BB: 0 P: 10	R: 0 E: 0 K: 0 S: 6	H: 0 LOB: 0 BB: 1 P: 13	R: 0 E: 0 K: 1 S: 8	H: 1 LOB: 1 BB: 0 P: 11	R: 0 E: 0 K: 1 S: 10	H: 2 LOB: 2 BB: 0 P: 14	R: 1 E: 0 K: 0 S: 7	H: 2 LOB: 1 BB: 0 P: 12	R: 0 E: 0 K: 1 S: 7	H: 0 LOB: 0 BB: 0 P: 14	R: 0 E: 0 K: 1 S: 9	H: 1 LOB: 0 BB: 0 P: 13	R: 1 E: 0 K: 1 S: 9	H: 1 LOB: 0 BB: 0 P: 14	R: 0 E: 0 K: 0 S: 8	H: 2 LOB: 2 BB: 0 P: 15	1B: 6 2B: 3 3B: 0 HR: 1	SF: 1 SAC: 1 DP: 3 HBP: 0	WP: 0 PB: 0 SB: 0 CS: 0	PA: 35			
<b>PITCHER</b>	IP	WLS	BF	H	R	ER	SO	BB	IBB	HBP	BLK	WP	HR	S	P	ERA	WHIP								
<b>Steve Trachsel, R</b> ERA: 5.82 <b>Braden Looper, R</b> ERA:	8.0	L	31	8	2	2	5	1	0	0	0	0	1	64	101	2.25	1.125								
<b>PITCHER</b>	IP	WLS	BF	H	R	ER	SO	BB	IBB	HBP	BLK	WP	HR	S	P	ERA	WHIP								

Pittsburgh Pirates @ New York Mets  
Shea Stadium, Flushing, NY  
Sat Apr 17 2004, 1:10 PM EDT  
Att: 40,172 - Cloudy - 65 F

AB	32
R	2
H	10
RBI	2
BB	1
SO	5
LOB	15



Batter	1	2	3	4	5	6	7	8	9	AB	R	H	RBI	BB	SO	LOB	BOTTOM								
<b>Kazuo Matsui, S</b> OBP: 0.434, SLG: 0.500 (1, 6)	3-1 F8			2-2 F8		0-3 K		2-2 G1-3		4	0	0	0	0	1	2									
<b>Ricky Gutierrez, R</b> OBP: 0.275, SLG: 0.200 <b>Eric Valent, L</b> OBP: 0.214, SLG: 0.615 <b>Braden Looper, R</b> (9, 1)	2-1 F7			1-2 G6-3			1-0 F8	2-3 K		3	0	0	0	0	0	0									
<b>Shane Spencer, R</b> OBP: 0.333, SLG: 0.387 (1, 7)	1-2 G5-3			0-0 G5-3			3-3 K		2-0 P4	4	0	0	0	0	1	0									
<b>31 Mike Piazza, R</b> OBP: 0.326, SLG: 0.537 (1, 3)		1-2 G6-3			0-0 F8		4-0 BB 1B		1-0 F7	3	1	0	0	1	0	0									
<b>Mike Cameron, R</b> OBP: 0.391, SLG: 0.500 (1, 8)		3-2 F8			1-0 F8		4-1 1B BB		3-3 K	3	0	0	0	1	1	0									
<b>Ty Wigginton, R</b> OBP: 0.227, SLG: 0.286 (1, 5)				0-1 F9			0-2 F8			3	0	1	1	0	0	0									
<b>Karim Garcia, L</b> OBP: 0.321, SLG: 0.481 (1, 9)			0-3 K			1-2 BLK 1B		1-3 K		3	0	1	0	0	2	2									
<b>Vance Wilson, R</b> OBP: 0.500, SLG: 0.400 (1, 2)				1-1 1B		1 SAFE 3-3 K		2-2 G1-3 SH2-4 1B		3	0	2	0	0	1	1									
<b>Steve Trachsel, R</b> OBP: 0.286, SLG: 0.429 <b>Jeff Duncan, L</b> OBP: 0.167, SLG: 0.167 <b>Joe McEwing, R</b> OBP: 0.333, SLG: 0.231 (9, 4)				1-3 K		1 SAFE 0-3 K		0-2 SH2-4		2	0	0	0	0	2	1									
<b>Inning Stats</b>	R: 0 E: 0 K: 0 S: 7	H: 0 LOB: 0 BB: 0 P: 13	R: 0 E: 0 K: 0 S: 8	H: 0 LOB: 0 BB: 0 P: 12	R: 0 E: 0 K: 2 S: 8	H: 1 LOB: 0 BB: 0 P: 10	R: 0 E: 0 K: 0 S: 8	H: 0 LOB: 0 BB: 0 P: 11	R: 0 E: 0 K: 3 S: 18	H: 1 LOB: 1 BB: 0 P: 22	R: 1 E: 0 K: 2 S: 13	H: 1 LOB: 2 BB: 2 P: 26	R: 0 E: 0 K: 1 S: 13	H: 1 LOB: 1 BB: 0 P: 19	R: 0 E: 0 K: 1 S: 6	H: 0 LOB: 0 BB: 0 P: 12	1B: 4 2B: 0 3B: 0 HR: 0	SF: 0 SAC: 1 DP: 0 HBP: 0	WP: 0 PB: 0 SB: 0 CS: 0	PA: 32					
<b>PITCHER</b>	IP	WLS	BF	H	R	ER	SO	BB	IBB	HBP	BLK	WP	HR	S	P	ERA	WHIP								
<b>Oliver Pérez, L</b> ERA: 3.09 <b>Brian Meadows, R</b> ERA: <b>37 Mike Johnston, L</b> ERA: <b>16 Salomon Torres, R</b> ERA: 7.11 <b>Jose Mesa, R</b> ERA:	6.2	W	23	2	1	1	6	2	0	0	1	0	0	14	17	0.00	3.000								
<b>PITCHER</b>	IP	WLS	BF	H	R	ER	SO	BB	IBB	HBP	BLK	WP	HR	S	P	ERA	WHIP								

Pittsburgh Pirates @ New York Mets  
Shea Stadium, Flushing, NY  
Sat Apr 17 2004, 1:10 PM EDT  
Att: 40,172 - Cloudy - 65 F

AB	29
R	1
H	4
RBI	1
BB	2
SO	9
LOB	7






Batter	1	2	3	4	5	6	7	8	9	AB	R	H	RBI	BB	SO	LOB	TOP					
<b>Tike Redman, L</b> OBP: 0.250, SLG: 0.321 (1, 8)										6	1	2	0	0	2	3						
<b>2 Jack Wilson, R</b> OBP: 0.498, SLG: 0.630 (1, 6)										5	0	2	0	0	0	2						
<b>18 Jason Kendall, R</b> OBP: 0.479, SLG: 0.462 (1, 2)										5	2	3	1	0	0	2						
<b>Raul Mondesi, R</b> OBP: 0.346, SLG: 0.479 (1, 9)										4	1	3	0	1	0	1						
<b>Randall Simon, L</b> OBP: 0.217, SLG: 0.238 (1, 3)										4	1	1	0	1	1	5						
<b>Rob Mackowiak, L</b> OBP: 0.417, SLG: 0.464 (8, 7)										0	0	0	0	0	0	0						
<b>Craig Wilson, R</b> OBP: 0.442, SLG: 0.771 (1, 7)										5	2	3	2	0	0	4						
<b>Bobby Hill, S</b> OBP: 0.290, SLG: 0.290 (8, 1)										4	1	1	1	0	0	1						
<b>34 John Grabow, L</b> (8, 1)										0	0	0	0	0	0	0						
<b>Brian Boehringer, S</b> (8, 1)										0	0	0	0	0	0	0						
<b>Jason Boyd, R</b> (9, 1)										0	0	0	0	0	0	0						
<b>Chris Stynes, R</b> OBP: 0.270, SLG: 0.257 (1, 5)										4	0	2	2	1	0	1						
<b>Kris Benson, R</b> (1, 1)										0	0	0	0	0	0	0						
<b>Jose Castillo, R</b> OBP: 0.370, SLG: 0.417 (8, 4)										1	0	0	0	0	0	0						
<b>Inning Stats</b>	R: 1 E: 0 K: 1 S: 10	H: 2 LOB: 2 BB: 1 P: 16	R: 0 E: 0 K: 0 S: 5	H: 1 LOB: 1 BB: 0 P: 8	R: 0 E: 0 K: 0 S: 16	H: 2 LOB: 1 BB: 0 P: 24	R: 1 E: 0 K: 1 S: 15	H: 2 LOB: 1 BB: 0 P: 18	R: 5 E: 0 K: 1 S: 17	H: 4 LOB: 1 BB: 1 P: 27	R: 0 E: 0 K: 0 S: 16	H: 2 LOB: 2 BB: 0 P: 17	R: 0 E: 0 K: 0 S: 9	H: 1 LOB: 2 BB: 1 P: 14	R: 1 E: 0 K: 0 S: 7	H: 3 LOB: 1 BB: 0 P: 11	R: 0 E: 0 K: 0 S: 9	H: 0 LOB: 0 BB: 0 P: 13	1B: 14 2B: 2 3B: 0 HR: 1	SF: 0 SAC: 4 DP: 2 HBP: 1	WP: 1 PB: 0 SB: 1 CS: 0	PA: 46
<b>PITCHER</b>	IP	WLS	BF	H	R	ER	SO	BB	IBB	HBP	BLK	WP	HR	S	P	ERA	WHIP					
<b>Jae Weong Seo, R</b> ERA: 8.0 (1, 1)	4.1	L	25	10	7	7	2	1	1	1	0	0	1	55	83	14.54	2.538					
<b>Dan Wheeler, R</b> ERA: 4.82 (5, 1)	0.2		3	1	0	0	1	0	0	0	0	1	0	8	10	0.00	1.500					
<b>Grant Roberts, R</b> ERA: 17.36 (6, 1)	2.0		10	3	0	0	0	1	0	0	0	0	0	25	31	0.00	2.000					
<b>John Franco, L</b> ERA: 9.64 (8, 1)	1.0		5	3	1	1	0	0	0	0	0	0	0	7	11	9.00	3.000					
<b>Mike Stanton, L</b> ERA: 11.57 (9, 1)	1.0		3	0	0	0	0	0	0	0	0	0	0	9	13	0.00	0.000					
<b>Batter</b>	<b>1</b>	<b>2</b>	<b>3</b>	<b>4</b>	<b>5</b>	<b>6</b>	<b>7</b>	<b>8</b>	<b>9</b>	<b>AB</b>	<b>R</b>	<b>H</b>	<b>RBI</b>	<b>BB</b>	<b>SO</b>	<b>LOB</b>	<b>BOTTOM</b>					
<b>Kazuo Matsui, S</b> OBP: 0.456, SLG: 0.533 (1, 6)										3	0	2	0	1	0	0						
<b>Todd Zeile, R</b> OBP: 0.425, SLG: 0.500 (1, 5)										2	0	2	1	2	0	0						
<b>Karim Garcia, L</b> OBP: 0.313, SLG: 0.452 (1, 9)										4	0	1	0	0	1	6						
<b>31 Mike Piazza, R</b> OBP: 0.298, SLG: 0.489 (1, 2)										4	0	0	0	0	1	4						
<b>Mike Cameron, R</b> OBP: 0.360, SLG: 0.452 (1, 8)										4	0	0	0	0	3	2						
<b>Jason Phillips, R</b> OBP: 0.304, SLG: 0.282 (1, 3)										4	0	0	0	0	0	0						
<b>Shane Spencer, R</b> OBP: 0.324, SLG: 0.371 (1, 7)										4	1	1	0	0	1	0						
<b>Joe McEwing, R</b> OBP: 0.278, SLG: 0.188 (1, 4)										3	0	0	0	0	1	1						
<b>Jae Weong Seo, R</b> (1, 1)										1	0	0	0	0	0	0						
<b>Dan Wheeler, R</b> (5, 1)										0	0	0	0	0	0	0						
<b>Jeff Duncan, L</b> OBP: 0.296, SLG: 0.157 (5, 1)										0	0	0	0	1	0	0						
<b>Grant Roberts, R</b> (6, 1)										0	0	0	0	0	0	0						
<b>Eric Valeri, L</b> OBP: 0.302, SLG: 0.571 (7, 1)										1	0	0	0	0	0	0						
<b>John Franco, L</b> (8, 1)										0	0	0	0	0	0	0						
<b>Mike Stanton, L</b> (9, 1)										0	0	0	0	0	0	0						
<b>Inning Stats</b>	R: 0 E: 0 K: 1 S: 12	H: 1 LOB: 2 BB: 1 P: 21	R: 0 E: 0 K: 1 S: 8	H: 0 LOB: 0 BB: 0 P: 10	R: 0 E: 0 K: 1 S: 13	H: 2 LOB: 1 BB: 0 P: 19	R: 0 E: 0 K: 2 S: 11	H: 0 LOB: 0 BB: 0 P: 13	R: 1 E: 0 K: 0 S: 14	H: 3 LOB: 2 BB: 1 P: 24	R: 0 E: 0 K: 0 S: 6	H: 0 LOB: 0 BB: 0 P: 9	R: 0 E: 0 K: 0 S: 8	H: 0 LOB: 0 BB: 0 P: 12	R: 0 E: 0 K: 0 S: 6	H: 0 LOB: 1 BB: 2 P: 16	R: 0 E: 0 K: 2 S: 9	H: 0 LOB: 0 BB: 0 P: 13	1B: 5 2B: 2 3B: 0 HR: 0	SF: 0 SAC: 0 DP: 2 HBP: 0	WP: 0 PB: 0 SB: 0 CS: 0	PA: 34
<b>PITCHER</b>	IP	WLS	BF	H	R	ER	SO	BB	IBB	HBP	BLK	WP	HR	S	P	ERA	WHIP					
<b>Kris Benson, R</b> ERA: 2.0 (1, 1)	7.0	W	27	6	1	1	5	2	0	0	0	0	0	4	12	0.00	6.000					
<b>34 John Grabow, L</b> ERA: 5.4 (8, 1)	0.1		3	0	0	0	0	2	0	0	0	0	0	2	4	0.00	0.000					
<b>Brian Boehringer, R</b> ERA: 3.88 (8, 1)	0.2		1	0	0	0	0	0	0	0	0	0	0	2	4	0.00	0.000					
<b>Jason Boyd, R</b> ERA: 2.57 (9, 1)	1.0		3	0	0	0	2	0	0	0	0	0	0	9	13	0.00	0.000					


Pittsburgh Pirates @ New York Mets  
Shea Stadium, Flushing, NY  
Sun Apr 18 2004, 1:10 PM EDT  
Att: 44,345 - Cloudy - 66 F

AB 38  
R 8  
H 17  
RBI 6  
BB 3  
SO 3  
LOB 19



Pittsburgh Pirates @ New York Mets  
Shea Stadium, Flushing, NY  
Sun Apr 18 2004, 1:10 PM EDT  
Att: 44,345 - Cloudy - 66 F

AB 30  
R 1  
H 6  
RBI 1  
BB 4  
SO 7  
LOB 13









Batter	1	2	3	4	5	6	7	8	9	AB	R	H	RBI	BB	SO	LOB	TOP																	
Todd Walker, L OBP: 0.456, SLG: 0.511 (1, 4)										4	2	2	1	2	0	2	<b>Chicago Cubs @ Pittsburgh Pirates</b> PNC Park, Pittsburgh, PA Wed Apr 21 2004, 7:05 PM EDT Att: 9,933 - Overcast - 75 F																	
Corey Patterson, L OBP: 0.344, SLG: 0.590 (1, 8)										6	2	5	1	0	0	1																		
Sammy Sosa, R OBP: 0.414, SLG: 0.661 Jose Macias, S OBP: 0.143, SLG: 0.143 (7, PH) (7, 9)										3	2	1	1	1	1	2																		
Moises Alou, R OBP: 0.424, SLG: 0.820 Tom Goodwin, L OBP: 0.133, SLG: 0.214 (7, PH) (7, 7)										4	1	2	3	0	0	1																		
16 Aramis Ramirez, R OBP: 0.377, SLG: 0.734 (1, 5)										4	1	0	1	1	1	2																		
25 Derrek Lee, R OBP: 0.375, SLG: 0.500 (1, 3)										4	2	2	3	0	0	0																		
Alex Gonzalez, R OBP: 0.369, SLG: 0.472 43 Michael Wuertz, R OBP: 0.278, SLG: 0.133 (7, 1) (8, 2)										4	1	2	0	0	1	3		<b>AB 41</b> <b>R 12</b> <b>H 15</b> <b>RBI 12</b> <b>BB 4</b> <b>SO 7</b> <b>LOB 21</b>																
Michael Barrett, R OBP: 0.375, SLG: 0.690 Francis Beltran, R OBP: 0.375, SLG: 0.690 Joe Borowski, R OBP: 0.375, SLG: 0.690 (1, 2) (8, 1) (9, 1)										3	1	1	2	0	1	3																		
Sergio Mitre, R OBP: 0.235, SLG: 0.168 Ramon Martinez, R OBP: 0.235, SLG: 0.168 (7, PH) (7, 6)										2	0	0	0	0	1	1																		
<b>Inning Stats</b>	R: 3 E: 1 K: 1 S: 28	H: 5 LOB: 1 BB: 2 P: 49	R: 0 E: 0 K: 0 S: 6	H: 0 LOB: 0 BB: 0 P: 7	R: 0 E: 0 K: 0 S: 8	H: 1 LOB: 1 BB: 0 P: 8	R: 0 E: 0 K: 1 S: 13	H: 1 LOB: 1 BB: 0 P: 22	R: 1 E: 0 K: 1 S: 11	H: 1 LOB: 2 BB: 1 P: 13	R: 3 E: 0 K: 2 S: 20	H: 4 LOB: 2 BB: 1 P: 35	R: 0 E: 0 K: 2 S: 13	H: 2 LOB: 2 BB: 0 P: 21	R: 0 E: 0 K: 0 S: 9	H: 0 LOB: 0 BB: 0 P: 15			R: 0 E: 0 K: 0 S: 12	H: 1 LOB: 2 BB: 1 P: 18	1B: 10 2B: 5 3B: 0 HR: 0	SF: 2 2B: 5 3B: 0 HBP: 0	WP: 1 PB: 1 SB: 0 CS: 0	PA: 48										
<b>PITCHER</b>	IP WLS BF H R ER SO BB IBB HBP BLK WP HR S P ERA WHIP	IP WLS BF H R ER SO BB IBB HBP BLK WP HR S P ERA WHIP																																
Josh Fogg, R ERA: 1.86 Brian Meadows, R ERA: 1.86 Brian Boehringer, R ERA: 3.1 34 John Grabow, L ERA: 3.38 16 Salomon Torres, R ERA: 6.14 (1, 1) (1, 1) (5, 1) (7, 1) (8, 1)	0.0 4.0 2.0 1.0 1.0	6 17 12 5 3	3 4 5 2 0	6 2 4 0 0	5 2 2 0 0	2 0 1 0 0	0 0 0 0 0	0 0 0 0 0	0 0 0 0 0	1 0 0 0 0	0 39 31 13 9	16 54 48 21 15	32 52 48 21 15	∞ 4.50 18.00 0.00 0.00	∞ 1.000 3.000 2.000 0.000																			
<b>PITCHER</b>	IP WLS BF H R ER SO BB IBB HBP BLK WP HR S P ERA WHIP	IP WLS BF H R ER SO BB IBB HBP BLK WP HR S P ERA WHIP																																
Jose Mesa, R ERA: (9, 1)	1.0	5	1	0	0	0	0	0	0	0	0	0	0	0	0	0	0.00	2.000																

AB	41
R	12
H	15
RBI	12
BB	4
SO	7
LOB	21





**BOTTOM**

AB	34
R	1
H	7
RBI	1
BB	3
SO	10
LOB	21



WP: 1	PA: 39
PB: 0	
SB: 0	
CS: 0	



Batter	1	2	3	4	5	6	7	8	9	AB	R	H	RBI	BB	SO	LOB	TOP					
D'Angelo Jimenez, S OBP: 0.339, SLG: 0.295	P2		1B BB	CS	F9		F9		FC4	5	1	1	1	0	0	1	<b>Cincinnati Reds @ Pittsburgh Pirates</b> PNC Park, Pittsburgh, PA Fri Apr 23 2004, 7:05 PM EDT Att: 17,350 - Cloudy - 61 F					
Barry Larkin, R OBP: 0.302, SLG: 0.286	1B		1B BB	FC6-4	HR		G1-3		F9	4	2	2	0	1	0	2						
Sean Casey, L OBP: 0.471, SLG: 0.650	F7		1B	FC6-4	HR		G1-3		1B	5	1	2	0	0	0	2						
Adam Dunn, L OBP: 0.530, SLG: 0.898	1B		1B	FC6-4	HR		K		P6	4	1	2	4	1	1	3						
Austin Kearns, R OBP: 0.286, SLG: 0.326	1B		FC6-4	G5-4-3	G5-3		G4-3			3	0	0	1	1	0	2						
Jason LaRue, R OBP: 0.234, SLG: 0.214	G1-3		G5-4-3		P6		G5-3			4	0	0	0	0	0	5						
Wily Mo Peña, R OBP: 0.409, SLG: 0.611			F8		G6-3		K			3	1	0	0	0	1	1		<b>AB 35</b> <b>R 6</b> <b>H 8</b> <b>RBI 6</b> <b>BB 5</b> <b>SO 5</b> <b>LOB 17</b>				
Danny Graves, R									1B FC4	0	0	0	0	0	0	0						
6 Ryan Freel, R OBP: 0.279, SLG: 0.390			K				G6-3		F8	3	0	0	0	1	1	1						
Paul Wilson, R OBP: 0.125, SLG: 0.125			K				F9		1B FC4	2	0	0	0	0	2	1						
Jason Rios, R OBP: 0.117, SLG: 0.111									1B	1	0	0	0	0	0	0						
Todd Jones, L OBP: 0.130, SLG: 0.306										0	0	0	0	0	0	0						
Juan Castro, R OBP: 0.310, SLG: 0.419										1	0	1	0	0	0	0						
<b>Inning Stats</b>	R: 0 H: 2 E: 0 K: 0 S: 15	H: 2 R: 0 ER: 0 LOB: 3 BB: 1 P: 25	R: 0 H: 0 E: 0 K: 2 S: 7	H: 0 R: 0 ER: 0 LOB: 0 BB: 0 P: 12	R: 2 H: 2 E: 0 K: 0 S: 16	H: 2 R: 0 ER: 0 LOB: 1 BB: 2 P: 28	R: 0 H: 0 E: 0 K: 1 S: 7	H: 0 R: 0 ER: 0 LOB: 0 BB: 1 P: 13	R: 3 H: 2 E: 1 K: 0 S: 11	H: 2 R: 0 ER: 0 LOB: 0 BB: 0 P: 17	R: 0 H: 0 E: 0 K: 1 S: 6	H: 0 R: 0 ER: 0 LOB: 0 BB: 0 P: 9	R: 0 H: 0 E: 0 K: 1 S: 5	H: 0 R: 0 ER: 0 LOB: 0 BB: 0 P: 6	R: 0 H: 0 E: 0 K: 1 S: 10	H: 0 R: 0 ER: 0 LOB: 0 BB: 0 P: 14	R: 1 H: 2 E: 0 K: 0 S: 21	H: 2 R: 0 ER: 0 LOB: 3 BB: 1 P: 35	1B: 7 2B: 0 3B: 0 HR: 1	SF: 0 SAC: 0 DP: 1 HBP: 0	WP: 0 PB: 0 SB: 0 CS: 1	PA: 41
<b>PITCHER</b>	IP WLS BF H R ER SO BB IBB HBP BLK WP HR S P ERA WHIP																					
Kip Wells, R ERA: 3.0	5.0 L 24 6 5 4 3 4 0 0 0 0 0 1 56 95 7.20 2.000																					
Brian Meadows, R ERA: 1.69	1.0 3 0 0 0 1 0 0 0 0 0 0 6 9 0.00 0.000																					
34 John Grabow, L ERA: 2.45	2.0 6 0 0 0 1 0 0 0 0 0 0 15 20 0.00 0.000																					
16 Salomon Torres, R ERA: 6.75	0.2 5 1 1 1 0 1 0 0 0 0 0 16 26 13.50 3.000																					
37 Mike Johnston, L ERA:	0.1 2 1 0 0 0 0 0 0 0 0 0 5 9 0.00 3.000																					
Batter	1	2	3	4	5	6	7	8	9	AB	R	H	RBI	BB	SO	LOB	BOTTOM					
Tike Redman, L OBP: 0.271, SLG: 0.373	F7		2B	L4		G4-3		G3		5	1	1	0	0	0	0	<b>Cincinnati Reds @ Pittsburgh Pirates</b> PNC Park, Pittsburgh, PA Fri Apr 23 2004, 7:05 PM EDT Att: 17,350 - Cloudy - 61 F					
2 Jack Wilson, R OBP: 0.403, SLG: 0.593	G4-3		E5	1B		G1-3		2B		5	1	3	0	0	0	0						
18 Jason Kendall, R OBP: 0.458, SLG: 0.417	FC5-4		2B	FC6		G6-3		G6-3		3	1	1	1	1	0	1						
Raul Mondesi, R OBP: 0.333, SLG: 0.448	FC5-4		FC6	F8		F8		K		5	0	1	0	0	1	4						
Randall Simon, L OBP: 0.212, SLG: 0.226	F7		G1-3			P6		G3		5	1	1	0	0	0	3						
Craig Wilson, R OBP: 0.438, SLG: 0.696	1B		FC6	1B		G3		BB		2	0	1	1	1	0	1						
Bobby Hill, S OBP: 0.371, SLG: 0.323	1B		1B			G3		K		4	0	2	1	0	1	2						
Chris Stynes, R OBP: 0.244, SLG: 0.256	F7		K			G6-3		K		4	0	0	0	0	2	5						
Kip Wells, R ERA: 3.0	F7					F8		K		2	0	0	0	0	2	1						
Rob Mackowiak, L ERA: 4.13										1	0	0	0	0	1	0						
John Riedling, R ERA: 1.04										0	0	0	0	0	0	0						
Todd Jones, R ERA: 3.6										0	0	0	0	0	1	0						
Danny Graves, R ERA: 4.0										0	0	0	0	0	0	0						
<b>Inning Stats</b>	R: 0 H: 0 E: 0 K: 0 S: 9	H: 1 R: 0 ER: 0 LOB: 2 BB: 0 P: 10	R: 3 H: 5 E: 1 K: 1 S: 18	H: 5 R: 0 ER: 0 LOB: 2 BB: 0 P: 26	R: 0 H: 1 E: 0 K: 0 S: 8	H: 1 R: 0 ER: 0 LOB: 2 BB: 1 P: 13	R: 1 H: 2 E: 0 K: 0 S: 9	H: 2 R: 0 ER: 0 LOB: 1 BB: 0 P: 15	R: 0 H: 0 E: 0 K: 1 S: 7	H: 0 R: 0 ER: 0 LOB: 0 BB: 0 P: 8	R: 0 H: 0 E: 0 K: 1 S: 10	H: 0 R: 0 ER: 0 LOB: 1 BB: 1 P: 15	R: 0 H: 0 E: 0 K: 2 S: 13	H: 0 R: 0 ER: 0 LOB: 0 BB: 0 P: 17	R: 0 H: 1 E: 0 K: 1 S: 6	H: 1 R: 0 ER: 0 LOB: 1 BB: 0 P: 11	1B: 6 2B: 4 3B: 0 HR: 0	SF: 0 SAC: 0 DP: 0 HBP: 2	WP: 0 PB: 0 SB: 0 CS: 0	PA: 41		
<b>PITCHER</b>	IP WLS BF H R ER SO BB IBB HBP BLK WP HR S P ERA WHIP																					
Paul Wilson, R ERA: 4.13	5.0 W 27 9 4 4 4 1 0 0 0 0 0 17 23 7.20 2.000																					
John Riedling, R ERA: 1.04	2.0 H 7 0 0 0 1 1 0 0 0 0 0 17 23 0.00 0.500																					
Todd Jones, R ERA: 3.6	1.0 H 3 0 0 0 2 0 0 0 0 0 0 13 17 0.00 0.000																					
Danny Graves, R ERA: 4.0	1.0 S 4 1 0 0 1 0 0 0 0 0 0 6 11 0.00 1.000																					



Batter	1	2	3	4	5	6	7	8	9	AB	R	H	RBI	BB	SO	LOB	TOP					
D'Angelo Jimenez, S OBP: 0.375, SLG: 0.369										4	2	3	3	2	1	0	<b>Cincinnati Reds @ Pittsburgh Pirates</b> PNC Park, Pittsburgh, PA Sat Apr 24 2004, 7:05 PM EDT Att: 24,732 - Cloudy - 65 F					
Barry Larkin, R OBP: 0.322, SLG: 0.327										6	1	3	1	0	0	7						
Ken Griffey Jr., L OBP: 0.353, SLG: 0.475										6	1	2	1	0	1	5						
Sean Casey, L OBP: 0.479, SLG: 0.677										5	1	3	1	0	0	1						
Adam Dunn, L OBP: 0.535, SLG: 0.863										2	2	0	0	2	2	1						
Austin Kearns, R OBP: 0.279, SLG: 0.333										5	1	1	0	0	1	6						
Jason LaRue, R OBP: 0.235, SLG: 0.217										4	1	1	0	0	0	5						
Juan Castro, R OBP: 0.324, SLG: 0.400										4	0	1	0	1	1	1						
Jeremy Haynes, R Wily Mo Peña, R Todd Van Poppel, R Ryan Wagner, R Jason Reith, R Todd Jones, L Bobby Hill, S Bobby Hill, S Jason Boyd, R Brian Boehringer, S										8	0	0	0	0	0	0						
<b>Inning Stats</b>	R: 0 E: 0 K: 1 S: 14	H: 1 LOB: 1 BB: 0 P: 20	R: 1 E: 0 K: 1 S: 10	H: 2 LOB: 1 BB: 0 P: 18	R: 5 E: 0 K: 0 S: 17	H: 5 LOB: 3 BB: 3 P: 37	R: 0 E: 0 K: 0 S: 9	H: 2 LOB: 2 BB: 1 P: 16	R: 1 E: 0 K: 1 S: 12	H: 2 LOB: 1 BB: 0 P: 21	R: 0 E: 0 K: 1 S: 7	H: 1 LOB: 1 BB: 0 P: 10	R: 0 E: 0 K: 0 S: 9	H: 1 LOB: 1 BB: 0 P: 16	R: 0 E: 0 K: 1 S: 6	H: 0 LOB: 0 BB: 0 P: 7		R: 2 E: 1 K: 1 S: 18	H: 1 LOB: 3 BB: 1 P: 31	1B: 9 2B: 5 3B: 0 HR: 1	SF: 0 SAC: 1 DP: 2 HBP: 2	WP: 0 PB: 0 SB: 1 CS: 0
<b>PITCHER</b>	IP: 5.0 WLS: L BF: 30 ERA: 3.91	H: 12 R: 7 ER: 6 SO: 3	BB: 2 IBB: 2 HBP: 1 BLK: 0	WP: 0 HR: 1 S: 62 P: 112	ERA: 10.80 WHIP: 2.800	IP: 1.0 WLS: S BF: 2 ERA: 7.04	H: 0 R: 0 ER: 0 SO: 1	BB: 0 IBB: 0 HBP: 0 BLK: 0	WP: 0 HR: 0 S: 5 P: 6	ERA: 0.00 WHIP: 0.000												

AB	40
R	9
H	15
RBI	7
BB	5
SO	6
LOB	28



Batter	1	2	3	4	5	6	7	8	9	AB	R	H	RBI	BB	SO	LOB	BOTTOM					
Tike Redman, L OBP: 0.267, SLG: 0.361										5	0	1	0	0	0	4	<b>Cincinnati Reds @ Pittsburgh Pirates</b> PNC Park, Pittsburgh, PA Sat Apr 24 2004, 7:05 PM EDT Att: 24,732 - Cloudy - 65 F					
2 Jack Wilson, R OBP: 0.388, SLG: 0.563										5	1	1	0	0	1	2						
18 Jason Kendall, R OBP: 0.453, SLG: 0.434										5	1	2	0	0	0	2						
Raul Mondesi, R OBP: 0.353, SLG: 0.460										5	1	3	1	0	0	1						
Rob Mackowiak, L OBP: 0.420, SLG: 0.500										4	3	2	1	1	1	3						
Craig Wilson, R OBP: 0.449, SLG: 0.683										4	1	2	1	1	1	1						
Randall Simon, L OBP: 0.235, SLG: 0.250										1	0	1	0	0	0	0						
J.J. Davis, R OBP: 0.214, SLG: 0.091										2	0	0	1	1	2	1						
Jose Castillo, R OBP: 0.385, SLG: 0.364										5	0	2	1	0	0	2						
Kris Benson, R Abraham Nunez, S 34 John Grabow, L 16 Salomon Torres, R Bobby Hill, S 37 Mike Johnston, L Jason Boyd, R Brian Boehringer, S										2	0	2	1	0	0	0						
<b>Inning Stats</b>	R: 4 E: 0 K: 0 S: 16	H: 7 LOB: 2 BB: 0 P: 19	R: 0 E: 0 K: 1 S: 9	H: 1 LOB: 1 BB: 0 P: 14	R: 0 E: 0 K: 1 S: 8	H: 1 LOB: 0 BB: 0 P: 11	R: 0 E: 0 K: 0 S: 15	H: 2 LOB: 2 BB: 0 P: 22	R: 2 E: 0 K: 0 S: 9	H: 2 LOB: 2 BB: 2 P: 19	R: 0 E: 0 K: 1 S: 11	H: 1 LOB: 1 BB: 0 P: 17	R: 0 E: 0 K: 0 S: 10	H: 1 LOB: 2 BB: 0 P: 17	R: 0 E: 0 K: 0 S: 13	H: 0 LOB: 0 BB: 0 P: 19	R: 1 E: 0 K: 1 S: 12	H: 1 LOB: 0 BB: 1 P: 17	1B: 14 2B: 1 3B: 0 HR: 1	SF: 2 SAC: 0 DP: 2 HBP: 1	WP: 0 PB: 0 SB: 0 CS: 0	PA: 44
<b>PITCHER</b>	IP: 1.0 WLS: W BF: 17 ERA: 9.58	H: 6 R: 2 ER: 2 SO: 2	BB: 2 IBB: 0 HBP: 0 BLK: 0	WP: 0 HR: 0 S: 38 P: 62	ERA: 5.40 WHIP: 2.400	IP: 3.1 WLS: W BF: 17 ERA: 4.5	H: 4 R: 1 ER: 1 SO: 1	BB: 1 IBB: 0 HBP: 0 BLK: 0	WP: 0 HR: 1 S: 12 P: 17	ERA: 9.00 WHIP: 2.000												

AB	38
R	7
H	16
RBI	7
BB	3
SO	5
LOB	16





Batter	1	2	3	4	5	6	7	8	9	AB	R	H	RBI	BB	SO	LOB	TOP			
D'Angelo Jimenez, S OBP: 0.381, SLG: 0.368 (1, 4)	F9		1-1 1B			3-2 G4-3		4-2 BB		3	0	1	0	1	0	0	<b>Cincinnati Reds @ Pittsburgh Pirates</b> PNC Park, Pittsburgh, PA Sun Apr 25 2004, 1:35 PM EDT Att: 13,264 - Overcast - 65 F			
Barry Larkin, R OBP: 0.317, SLG: 0.322 (1, 6)	G1-6-3		1-3 K			2-1 G3-6-3 1B		0-2 F9		4	0	1	0	0	1	3				
Ken Griffey Jr., L OBP: 0.333, SLG: 0.444 (1, 8)	G5-3				0-0 G1-3			0-3 K		4	0	0	0	0	1	2				
Sean Casey, L OBP: 0.481, SLG: 0.681 (1, 3)		1-3 K			1-1 1B			1-0 1B 2B		4	0	2	0	0	1	0				
Adam Dunn, L OBP: 0.507, SLG: 0.800 (1, 7)		2-3 K			2-3 K			3-3 K		4	0	0	0	0	3	2				
Javier Valentin, S OBP: 0.188, SLG: 0.071 (1, 2)		0-1 G4-3			1-1 G5-3			1-0 F9		4	0	0	0	0	0	2				
Wily Mo Peña, R OBP: 0.423, SLG: 0.591 Phil Norton, R (7, 1)			0-1 1B SH3-4 1B		2-2 G4-3			3-2 1B		3	0	2	0	0	0	0				
Juan Castro, R OBP: 0.300, SLG: 0.368 (1, 5)			1 SAFE 0-3 K		0-0 P4			2-3 K		3	0	0	0	0	2	3				
Jose Acevedo, R OBP: 0.250, SLG: 0.143 Jason Romano, R OBP: 0.091, SLG: 0.091 (7, 9)			0-2 SH3-4		0-3 K			1-3 K2-3		1	0	0	0	0	1	0				
<b>Inning Stats</b>	R: 0 E: 0 K: 0 S: 7	H: 0 LOB: 0 BB: 0 P: 10	R: 0 E: 0 K: 2 S: 9	H: 0 LOB: 0 BB: 0 P: 12	R: 0 E: 0 K: 2 S: 13	H: 2 LOB: 0 BB: 0 P: 15	R: 0 E: 0 K: 1 S: 8	H: 1 LOB: 1 BB: 0 P: 12	R: 0 E: 0 K: 1 S: 8	H: 0 LOB: 0 BB: 0 P: 10	R: 0 E: 0 K: 2 S: 12	H: 2 LOB: 2 BB: 0 P: 20	R: 0 E: 0 K: 2 S: 11	H: 0 LOB: 1 BB: 1 P: 16	R: 0 E: 0 K: 0 S: 5	H: 0 LOB: 0 BB: 0 P: 8		1B: 5 2B: 1 3B: 0 HR: 0	SF: 0 SAC: 1 DP: 1 HBP: 0	WP: 0 PB: 0 SB: 0 CS: 0
<b>PITCHER</b> Oliver Pérez, L ERA: 1.74 (1, 1)	IP: 9.0 WLS: W BF: 33 H: 6 R: 0 ER: 0 SO: 10 BB: 1 IBB: 0 HBP: 0 BLK: 0 WP: 0 HR: 0 S: 82 P: 117 ERA: 0.00 WHIP: 0.778															<b>PITCHER</b>				

Batter	1	2	3	4	5	6	7	8	9	AB	R	H	RBI	BB	SO	LOB	BOTTOM			
Tike Redman, L OBP: 0.253, SLG: 0.342 (1, 8)	P5		0-0 F9			0-1 G3-1		2-3 K		4	0	0	0	0	1	2	<b>Cincinnati Reds @ Pittsburgh Pirates</b> PNC Park, Pittsburgh, PA Sun Apr 25 2004, 1:35 PM EDT Att: 13,264 - Overcast - 65 F			
2 Jack Wilson, R OBP: 0.380, SLG: 0.559 (1, 6)	F9		2-0 2B		1-3 K2-3		0-1 G5-4-3			4	0	1	1	0	1	1				
Raul Mondesi, R OBP: 0.375, SLG: 0.470 (1, 9)	G5-3		4-0 BB		2-1 1B			2-2 G1-3 1B FC4 1B		3	1	2	0	1	0	0				
Craig Wilson, R OBP: 0.438, SLG: 0.656 (1, 3)		1-3 K	2-3 K		0-0 P6			2-0 FC4 G1-3 1B		4	0	1	0	0	2	3				
Rob Mackowiak, L OBP: 0.407, SLG: 0.545 (1, 7)		0-0 HR			0-2 F7		0-1 G6-3		0-1 G1-3	4	1	1	1	0	0	2				
11 Humberto Cota, R OBP: 0.308, SLG: 0.750 (1, 2)		2-3 K			2-2 WP HR 1B		0-0 HR	4-0 FC4 IBB		3	2	2	1	1	1	0				
Chris Stynes, R OBP: 0.224, SLG: 0.234 (1, 5)		1-2 G6-3			2-3 K		2-3 K	0-1 FC4		4	0	0	1	0	2	3				
Jose Castillo, R OBP: 0.395, SLG: 0.459 (1, 4)			0-1 SH1-4 2B 1B		2-2 HR		1-3 K	0-2 FC4-6		4	2	2	2	0	1	2				
Oliver Pérez, L OBP: 0.500, SLG: 0.500 (1, 1)			0-1 SH1-4		2-3 K			0-0 G5-4-3 1B		2	0	1	0	0	1	0				
<b>Inning Stats</b>	R: 0 E: 0 K: 0 S: 9	H: 0 LOB: 0 BB: 0 P: 12	R: 1 E: 0 K: 2 S: 10	H: 1 LOB: 0 BB: 0 P: 14	R: 1 E: 0 K: 1 S: 10	H: 2 LOB: 2 BB: 1 P: 18	R: 2 E: 0 K: 2 S: 16	H: 2 LOB: 0 BB: 0 P: 24	R: 0 E: 0 K: 1 S: 10	H: 1 LOB: 1 BB: 0 P: 13	R: 1 E: 0 K: 2 S: 10	H: 1 LOB: 0 BB: 0 P: 13	R: 0 E: 0 K: 1 S: 7	H: 1 LOB: 0 BB: 0 P: 9	R: 1 E: 0 K: 0 S: 11	H: 2 LOB: 2 BB: 1 P: 19		1B: 6 2B: 1 3B: 0 HR: 3	SF: 0 SAC: 1 DP: 1 HBP: 0	WP: 1 PB: 0 SB: 0 CS: 0
<b>PITCHER</b> Jose Acevedo, R ERA: 4.26 Phil Norton, L ERA: 9.95 (7, 1)	IP: 6.0 WLS: L BF: 26 H: 7 R: 5 ER: 5 SO: 8 BB: 1 IBB: 0 HBP: 0 BLK: 0 WP: 1 HR: 3 S: 65 P: 94 ERA: 7.50 WHIP: 1.333															<b>PITCHER</b>				





Batter	1	2	3	4	5	6	7	8	9	AB	R	H	RBI	BB	SO	LOB	TOP										
D'Angelo Jimenez, S OBP: 0.382, SLG: 0.361	1-1 G4-3	0-1 1B		4-2 BB			3-2 F9		1-3 K	4	0	1	0	1	1	0	<b>Cincinnati Reds @ Pittsburgh Pirates</b> PNC Park, Pittsburgh, PA Mon Apr 26 2004, 7:05 PM EDT Att: 8,579 - Cloudy - 61 F										
Barry Larkin, R OBP: 0.324, SLG: 0.317	1-3 K	2-1 G6-4-3		1-3 K			4-2 E 2B BB		1-2 1B	4	1	1	0	1	2	3											
Ken Griffey Jr., L OBP: 0.325, SLG: 0.426	0-0 HR 1B		0-1 G3	0-0 G3-6-1			1-1 L8		1-3 K	5	1	1	0	0	1	3											
Sean Casey, L OBP: 0.476, SLG: 0.699	2-1 HR		4-1 6 3B BB		0-1 F7		0-0 E4 2B		2-0 F7	4	3	1	2	1	0	2											
Adam Dunn, L OBP: 0.506, SLG: 0.793	4-0 HBP BB		2-3 K		0-0 G4-3		1-2 6 S 2B		1-2 F7	3	0	1	2	1	1	1											
Austin Kearns, R OBP: 0.290, SLG: 0.333 6 Ryan Freel, R OBP: 0.292, SLG: 0.419	1-2 HBP		2-1 3B		1-3 K		2-3 K			0	0	0	0	0	0	0											
Brandon Larson, R OBP: 0.500, SLG: 0.333 Todd Jones, L OBP: 0.292, SLG: 0.419	1-3 K		4-2 BB			2-2 L6-3 1B		1-0 L6		3	0	1	0	1	1	2											
Jason LaRue, R OBP: 0.255, SLG: 0.208		4-0 1B BB	1-2 BB		2-2 L6-3		1-0 L6			2	0	0	0	2	0	1											
39 Aaron Harang, R John Riedling, R Juan Castro, R OBP: 0.293, SLG: 0.359	1-3 K	1-3 K	0-3 K		0-3 K		2-3 K			3	0	0	0	0	3	4											
Inning Stats	R: 2 E: 0 K: 2 S: 13	H: 2 LOB: 2 BB: 1 P: 23	R: 0 E: 0 K: 1 S: 7	H: 1 LOB: 1 BB: 1 P: 14	R: 1 E: 0 K: 2 S: 15	H: 1 LOB: 3 BB: 3 P: 31	R: 0 E: 0 K: 1 S: 6	H: 0 LOB: 0 BB: 1 P: 11	R: 0 E: 0 K: 1 S: 6	H: 0 LOB: 0 BB: 0 P: 7	R: 0 E: 0 K: 1 S: 13	H: 1 LOB: 0 BB: 0 P: 17	R: 2 E: 1 K: 1 S: 16	H: 1 LOB: 1 BB: 1 P: 27	R: 0 E: 0 K: 1 S: 5	H: 0 LOB: 0 BB: 0 P: 9		R: 0 E: 0 K: 2 S: 12	H: 1 LOB: 1 BB: 0 P: 17	1B: 4 2B: 2 3B: 1 HR: 1	SF: 0 SAC: 0 DP: 3 HBP: 1	WP: 0 PB: 0 SB: 1 CS: 0	PA: 40				
PITCHER	IP	WLS	BF	H	R	ER	SO	BB	IBB	HBP	BLK	WP	HR	S	P	ERA	WHIP										
Ryan Vogelsong, R ERA: 3.0	4.0	L	21	4	3	3	6	6	0	1	0	0	1	41	79	6.75	2.500										
Brian Meadows, R ERA: 1.42	2.0		6	1	0	0	2	0	0	0	0	0	0	19	24	0.00	0.500										
34 John Grabow, L ERA: 2.08	1.0		6	1	2	0	1	1	0	0	0	0	0	16	27	0.00	2.000										
Brian Boehringer, R ERA: 6.23	1.0		3	0	0	0	1	0	0	0	0	0	0	5	9	0.00	0.000										
Jose Mesa, R ERA:	1.0		4	1	0	0	2	0	0	0	0	0	0	12	17	0.00	1.000										

AB	32
R	5
H	7
RBI	5
BB	7
SO	12
LOB	17



Batter	1	2	3	4	5	6	7	8	9	AB	R	H	RBI	BB	SO	LOB	BOTTOM										
Tike Redman, L OBP: 0.238, SLG: 0.321	3-2 L8		1-2 F7	0-2 FC6-4			1-1 G4-3		0-1 G3	5	0	0	0	0	0	3	<b>Cincinnati Reds @ Pittsburgh Pirates</b> PNC Park, Pittsburgh, PA Mon Apr 26 2004, 7:05 PM EDT Att: 8,579 - Cloudy - 61 F										
2 Jack Wilson, R OBP: 0.408, SLG: 0.603	1-2 G5-3		1-0 BB	1-2 1B	0-0 18 G6-3 3B		0-1 1B		2-1 1B	5	1	4	0	0	0	0											
18 Jason Kendall, R OBP: 0.420, SLG: 0.397	1-2 G1-3		2-2 K		2-2 G6-3		1-2 L8		1-2 G3	5	0	0	1	0	1	4											
Raul Mondesi, R OBP: 0.382, SLG: 0.464		1-2 CI 1B	4-2 BB	1-2 2-3 BB	3-H 2-3 K		3-2 P4			3	0	1	0	1	1	1											
Rob Mackowiak, L OBP: 0.379, SLG: 0.500		1-3 K	1-1 F7		1-2 G4-3			2-2 K		4	0	0	0	0	2	4											
Craig Wilson, R OBP: 0.455, SLG: 0.735		2-3 K		0-0 FC4-6 1B		0-1 HR		1-0 3B		4	1	3	1	0	1	1											
Carlos Rivera, L		0-0 CI FC6-4	1-0 FC4-6 1B	1-2 FC6-4	0-1 FC4-6 1B	0-2 G1-3		1-3 K		3	0	0	0	0	1	2											
Jose Castillo, R OBP: 0.383, SLG: 0.439		3-1 FC6-4	0-1 FC6-4 1B	1-2 1B		2-1 G1-3		2-3 K		4	0	1	0	0	1	3											
Ryan Vogelsong, R OBP: 0.403, SLG: 0.250 Bobby Hill, S OBP: 0.376, SLG: 0.310 Brian Meadows, R OBP: 0.376, SLG: 0.310 J.J. Davis, R OBP: 0.360, SLG: 0.600 34 John Grabow, L OBP: 0.376, SLG: 0.310 Brian Boehringer, S OBP: 0.376, SLG: 0.310 Jose Mesa, R OBP: 0.376, SLG: 0.310 Abraham Nunez, S OBP: 0.376, SLG: 0.310		3-2 BB 2 1B 1B	0-3 K		0-2 G3-1			1-0 G4-3		1	0	1	0	0	0	0											
Inning Stats	R: 0 E: 0 K: 0 S: 11	H: 0 LOB: 0 BB: 0 P: 16	R: 0 E: 1 K: 2 S: 13	H: 1 LOB: 2 BB: 0 P: 20	R: 0 E: 0 K: 1 S: 14	H: 2 LOB: 2 BB: 1 P: 26	R: 0 E: 0 K: 1 S: 10	H: 2 LOB: 0 BB: 0 P: 11	R: 1 E: 0 K: 1 S: 12	H: 1 LOB: 0 BB: 0 P: 17	R: 1 E: 0 K: 0 S: 11	H: 1 LOB: 0 BB: 0 P: 13	R: 0 E: 0 K: 0 S: 10	H: 1 LOB: 1 BB: 0 P: 15	R: 0 E: 0 K: 3 S: 11	H: 1 LOB: 1 BB: 0 P: 17		R: 0 E: 0 K: 0 S: 8	H: 1 LOB: 1 BB: 0 P: 12	1B: 7 2B: 0 3B: 2 HR: 1	SF: 0 SAC: 0 DP: 0 HBP: 0	WP: 0 PB: 0 SB: 0 CS: 0	PA: 39				
PITCHER	IP	WLS	BF	H	R	ER	SO	BB	IBB	HBP	BLK	WP	HR	S	P	ERA	WHIP										
39 Aaron Harang, R ERA: 3.52	6.0	W	27	7	2	2	5	1	0	0	0	0	1	71	103	3.00	1.333										
John Riedling, R ERA: 0.93	1.0	H	4	1	0	0	0	0	0	0	0	0	0	10	15	0.00	1.000										
Todd Jones, R ERA: 3.0	1.0	H	4	1	0	0	3	0	0	0	0	0	0	11	17	0.00	1.000										
Danny Graves, R ERA: 4.09	1.0	S	4	1	0	0	0	0	0	0	0	0	0	8	12	0.00	1.000										

AB	37
R	2
H	10
RBI	2
BB	1
SO	8
LOB	20





Batter	1	2	3	4	5	6	7	8	9	AB	R	H	RBI	BB	SO	LOB	TOP					
<b>Craig Biggio, R</b> OBP: 0.381, SLG: 0.558 (1, 8)										4	0	1	0	0	1	3						
<b>28 Adam Everett, R</b> OBP: 0.345, SLG: 0.385 (1, 6)										3	0	1	1	0	1	2						
<b>5 Jeff Bagwell, R</b> OBP: 0.457, SLG: 0.562 (1, 3)										3	0	0	0	1	0	2						
<b>Jeff Kent, R</b> OBP: 0.317, SLG: 0.446 (1, 4)										4	0	0	0	0	0	1						
<b>17 Lance Berkman, S</b> OBP: 0.447, SLG: 0.540 (1, 7)										3	0	1	0	1	0	0						
<b>Richard Hidalgo, R</b> OBP: 0.388, SLG: 0.662 (1, 9)										4	1	1	0	0	0	2						
<b>Mike Lamb, L</b> OBP: 0.406, SLG: 0.733 (1, 5)										4	0	2	0	0	1	2						
<b>Raul Chavez, R</b> OBP: 0.231, SLG: 0.308 (1, 2)										3	1	2	1	0	0	1						
<b>Otiendo Palmeiro, L</b> OBP: 0.286, SLG: 0.450 (9, PH)										1	0	0	0	0	0	1						
<b>44 Roy Oswalt, R</b> OBP: 0.250, SLG: 0.273 (1, 1)										1	0	0	0	1	1							
<b>Mike Gallo, L</b> (8, 1)										0	0	0	0	0	0	0						
<b>41 Brandon Backe, R</b> (8, 1)										0	0	0	0	0	0	0						
<b>Inning Stats</b>	R: 0 E: 0 K: 1 S: 6	H: 0 LOB: 0 BB: 0 P: 8	R: 0 E: 0 K: 0 S: 8	H: 1 LOB: 1 BB: 0 P: 13	R: 1 E: 0 K: 0 S: 13	H: 1 LOB: 1 BB: 1 P: 20	R: 0 E: 0 K: 0 S: 5	H: 0 LOB: 0 BB: 1 P: 12	R: 0 E: 0 K: 2 S: 12	H: 2 LOB: 2 BB: 0 P: 15	R: 0 E: 0 K: 0 S: 6	H: 0 LOB: 0 BB: 1 P: 12	R: 1 E: 0 K: 1 S: 12	H: 2 LOB: 1 BB: 0 P: 19	R: 0 E: 0 K: 0 S: 8	H: 1 LOB: 1 BB: 0 P: 14	R: 0 E: 0 K: 0 S: 8	H: 1 LOB: 1 BB: 0 P: 14	1B: 6 2B: 2 3B: 0 HR: 0	SF: 1 SAC: 1 DP: 1 HBP: 0	WP: 0 PB: 0 SB: 0 CS: 2	PA: 35
<b>PITCHER</b>	IP	WLS	BF	H	R	ER	SO	BB	IBB	HBP	BLK	WP	HR	S	P	ERA	WHIP					
<b>Josh Fogg, R</b> ERA: 10.69 (1, 1)	7.0		28	6	2	2	4	3	0	0	0	0	0	62	99	2.57	1.286					
<b>16 Salomon Torres, R</b> ERA: 5.06 (8, 1)	1.0	W	3	1	0	0	0	0	0	0	0	0	0	8	14	0.00	1.000					
<b>Jose Mesa, R</b> ERA: (9, 1)	1.0	S	4	1	0	0	0	0	0	0	0	0	0	8	14	0.00	1.000					

Houston Astros @ Pittsburgh Pirates  
PNC Park, Pittsburgh, PA  
Wed Apr 28 2004, 7:05 PM EDT  
Att: 9,813 - Sunny - 61 F

AB 30  
R 2  
H 8  
RBI 2  
BB 3  
SO 4  
LOB 15



Batter	1	2	3	4	5	6	7	8	9	AB	R	H	RBI	BB	SO	LOB	BOTTOM				
<b>Tike Redman, L</b> OBP: 0.239, SLG: 0.318 (1, 8)										4	1	1	1	0	0	1					
<b>2 Jack Wilson, R</b> OBP: 0.413, SLG: 0.592 (1, 6)										3	1	1	0	0	0	1					
<b>18 Jason Kendall, R</b> OBP: 0.425, SLG: 0.393 (1, 2)										3	1	1	1	1	0	2					
<b>Raul Mondesi, R</b> OBP: 0.375, SLG: 0.466 (1, 9)										4	0	1	2	0	1	1					
<b>Rob Mackowiak, L</b> OBP: 0.355, SLG: 0.462 (1, 7)										4	0	0	0	0	1	2					
<b>Craig Wilson, R</b> OBP: 0.457, SLG: 0.732 (1, 3)										3	0	1	0	0	1	2					
<b>Bobby Hill, S</b> OBP: 0.360, SLG: 0.314 (1, 4)										3	1	1	0	1	0	2					
<b>Jose Castillo, R</b> OBP: 0.383, SLG: 0.439 (9, 4)										0	0	0	0	0	0	0					
<b>Chris Stynes, R</b> OBP: 0.226, SLG: 0.235 (1, 5)										4	0	1	0	0	0	3					
<b>Josh Fogg, R</b> (1, 1)										1	0	0	0	0	0	0					
<b>Abraham Nunez, S</b> OBP: 0.304, SLG: 0.333 (7, PH)										1	0	0	0	0	0	0					
<b>16 Salomon Torres, R</b> (8, 1)										0	0	0	0	0	0	0					
<b>Carlos Rivera, L</b> (9, 3)										0	0	0	0	0	0	0					
<b>Inning Stats</b>	R: 1 E: 1 K: 1 S: 11	H: 1 LOB: 0 BB: 0 P: 18	R: 0 E: 0 K: 0 S: 5	H: 1 LOB: 1 BB: 0 P: 8	R: 0 E: 0 K: 0 S: 7	H: 0 LOB: 0 BB: 0 P: 13	R: 0 E: 0 K: 0 S: 6	H: 1 LOB: 1 BB: 0 P: 13	R: 0 E: 0 K: 0 S: 4	H: 0 LOB: 0 BB: 0 P: 12	R: 0 E: 0 K: 0 S: 7	H: 0 LOB: 0 BB: 0 P: 9	R: 0 E: 0 K: 2 S: 12	H: 2 LOB: 2 BB: 2 P: 24	R: 2 E: 0 K: 2 S: 12	H: 2 LOB: 2 BB: 2 P: 24	1B: 5 2B: 2 3B: 0 HR: 0	SF: 0 SAC: 1 DP: 0 HBP: 2	WP: 1 PB: 0 SB: 0 CS: 0	PA: 35	
<b>PITCHER</b>	IP	WLS	BF	H	R	ER	SO	BB	IBB	HBP	BLK	WP	HR	S	P	ERA	WHIP				
<b>44 Roy Oswalt, R</b> ERA: 2.48 (1, 1)	7.0	L	31	7	4	3	1	1	0	2	0	0	0	61	110	3.86	1.143				
<b>Mike Gallo, L</b> ERA: (8, 1)	0.1		1	0	0	0	1	0	0	0	0	0	0	3	3	0.00	0.000				
<b>41 Brandon Backe, R</b> ERA: 2.61 (8, 1)	0.2		3	0	0	0	1	0	1	0	0	1	0	4	9	0.00	0.000				

Houston Astros @ Pittsburgh Pirates  
PNC Park, Pittsburgh, PA  
Wed Apr 28 2004, 7:05 PM EDT  
Att: 9,813 - Sunny - 61 F

AB 30  
R 4  
H 7  
RBI 4  
BB 2  
SO 3  
LOB 14





Batter	1	2	3	4	5	6	7	8	9	AB	R	H	RBI	BB	SO	LOB	TOP								
<b>Craig Biggio, R</b> OBP: 0.375, SLG: 0.543 <b>16 Jason Lane, R</b> OBP: 0.600, SLG: 0.556	L7		FC6-4 1B		K		G6-4-3			4	0	1	0	0	1	3									
<b>28 Adam Everett, R</b> OBP: 0.330, SLG: 0.366	G3		FC6-4			F7		G6-3		4	0	0	0	0	0	1									
<b>5 Jeff Bagwell, R</b> OBP: 0.459, SLG: 0.566	2B					F9		G6-3		3	0	1	0	0	0	0									
<b>Jeff Kent, R</b> OBP: 0.302, SLG: 0.423	K				G5-6-3 HBP	G5-3		K		4	0	0	0	0	2	2									
<b>17 Lance Berkman, S</b> OBP: 0.449, SLG: 0.530		K			F8				G3-6-3 BB	3	1	1	0	1	1	1									
<b>Richard Hidalgo, R</b> OBP: 0.381, SLG: 0.654	K				K			SF9 1B	G3-6-3	4	1	1	0	0	2	2									
<b>Mike Lamb, L</b> OBP: 0.389, SLG: 0.667	G6-3				F8			1B SF9 BB	K	3	0	0	0	1	1	0									
<b>Brad Ausmus, R</b> OBP: 0.319, SLG: 0.379			G6-3		G6-3			SF9		2	0	1	1	0	0	0									
<b>Andy Pettitte, L</b> (7, PH) <b>Jose Vizcaino, S</b> OBP: 0.207, SLG: 0.185 <b>Dan Miceli, R</b> OBP: 1.000, SLG: 1.000 <b>54 Brad Lidge, R</b> <b>Octavio Dotel, R</b>			G2-3		SH1-4 1B			SF9	G6-4-3 1B	1	0	0	0	0	0	0									
<b>Inning Stats</b>	R: 0 E: 0 K: 1 S: 10	H: 1 LOB: 1 BB: 0 P: 15	R: 0 E: 0 K: 2 S: 10	H: 0 LOB: 0 BB: 0 P: 15	R: 0 E: 0 K: 0 S: 12	H: 1 LOB: 1 BB: 0 P: 15	R: 0 E: 0 K: 1 S: 13	H: 0 LOB: 1 BB: 0 P: 23	R: 0 E: 0 K: 1 S: 11	H: 1 LOB: 1 BB: 0 P: 16	R: 0 E: 0 K: 0 S: 5	H: 0 LOB: 0 BB: 0 P: 8	R: 2 E: 0 K: 0 S: 16	H: 3 LOB: 1 BB: 1 P: 26	R: 0 E: 0 K: 1 S: 8	H: 0 LOB: 0 BB: 0 P: 14	R: 0 E: 0 K: 1 S: 6	H: 0 LOB: 0 BB: 1 P: 13	1B: 4 2B: 2 3B: 0 HR: 0	SF: 1 SAC: 1 DP: 2 HBP: 1	WP: 0 PB: 0 SB: 0 CS: 0	PA: 34			
<b>PITCHER</b>	IP	WLS	BF	H	R	ER	SO	BB	IBB	HBP	BLK	WP	HR	S	P	ERA	WHIP								
<b>Kip Wells, R</b> ERA: 2.97 <b>34 John Grabow, L</b> ERA: 2.08 <b>Brian Meadows, R</b> ERA: 1.28 <b>Brian Boehringer, R</b> ERA: 5.59	6.1	L	26	5	2	2	5	1	0	1	0	0	0	73	112	2.84	0.947								

Houston Astros @ Pittsburgh Pirates  
PNC Park, Pittsburgh, PA  
Thu Apr 29 2004, 12:35 PM EDT  
Att: 19,485 - Sunny - 74 F

AB	29
R	2
H	6
RBI	2
BB	2
SO	7
LOB	9



Batter	1	2	3	4	5	6	7	8	9	AB	R	H	RBI	BB	SO	LOB	BOTTOM								
<b>Tike Redman, L</b> OBP: 0.228, SLG: 0.303	K		F8			L1		F8		4	0	0	0	0	1	1									
<b>2 Jack Wilson, R</b> OBP: 0.393, SLG: 0.563	P4				P6		F7		K	4	0	0	0	0	1	0									
<b>Raul Mondesi, R</b> OBP: 0.381, SLG: 0.461					G5-3 1B		F7		K	3	0	1	0	1	1	0									
<b>Craig Wilson, R</b> OBP: 0.447, SLG: 0.703	G1-3				G5-3		HBP		K	3	0	0	0	0	1	2									
<b>J.J. Davis, R</b> OBP: 0.176, SLG: 0.071 <b>Rob Mackowiak, L</b> OBP: 0.349, SLG: 0.453			P3		G1-3		K		K	2	0	0	0	0	0	1									
<b>11 Humberto Cota, R</b> OBP: 0.250, SLG: 0.600			G5-3			L3		K		3	0	0	0	0	1	1									
<b>Chris Stynes, R</b> OBP: 0.214, SLG: 0.222			F9			F7		K		3	0	0	0	0	1	0									
<b>Jose Castillo, R</b> OBP: 0.367, SLG: 0.419 <b>Abraham Nunez, S</b> OBP: 0.232, SLG: 0.318			G6-3			K		F9		2	0	0	0	0	1	0									
<b>Kip Wells, R</b> OBP: 0.250, SLG: 0.500 <b>34 John Grabow, L</b> <b>Brian Meadows, R</b> <b>Bobby Hill, S</b> OBP: 0.405, SLG: 0.333 <b>Brian Boehringer, S</b>			F8			K2-3			1B	2	0	0	0	0	1	0									
<b>Inning Stats</b>	R: 0 E: 0 K: 1 S: 10	H: 0 LOB: 1 BB: 1 P: 18	R: 0 E: 0 K: 0 S: 5	H: 0 LOB: 0 BB: 0 P: 8	R: 0 E: 0 K: 0 S: 7	H: 0 LOB: 0 BB: 0 P: 11	R: 0 E: 0 K: 0 S: 12	H: 1 LOB: 1 BB: 0 P: 15	R: 0 E: 0 K: 1 S: 8	H: 0 LOB: 0 BB: 0 P: 11	R: 0 E: 0 K: 2 S: 9	H: 0 LOB: 1 BB: 0 P: 16	R: 0 E: 0 K: 1 S: 9	H: 1 LOB: 1 BB: 0 P: 15	R: 0 E: 0 K: 3 S: 9	H: 0 LOB: 0 BB: 0 P: 12	1B: 2 2B: 0 3B: 0 HR: 0	SF: 0 SAC: 0 DP: 0 HBP: 1	WP: 0 PB: 0 SB: 0 CS: 0	PA: 31					
<b>PITCHER</b>	IP	WLS	BF	H	R	ER	SO	BB	IBB	HBP	BLK	WP	HR	S	P	ERA	WHIP								
<b>Andy Pettitte, L</b> ERA: 4.76 <b>Dan Miceli, R</b> ERA: 0.69 <b>54 Brad Lidge, R</b> ERA: 2.45 <b>Octavio Dotel, R</b> ERA: 2.61	6.0	W	20	1	0	0	3	1	0	0	0	0	0	9	16	0.00	0.333								

Houston Astros @ Pittsburgh Pirates  
PNC Park, Pittsburgh, PA  
Thu Apr 29 2004, 12:35 PM EDT  
Att: 19,485 - Sunny - 74 F

AB	29
R	0
H	2
RBI	0
BB	1
SO	9
LOB	6





Batter	1	2	3	4	5	6	7	8	9	AB	R	H	RBI	BB	SO	LOB	TOP								
<b>Tike Redman, L</b> (1, 8) OBP: 0.229, SLG: 0.301	G4-3		1B		G6-3		K			4	0	1	0	0	1	0	<b>Pittsburgh Pirates @ Milwaukee Brewers</b> Miller Park, Milwaukee, WI Fri Apr 30 2004, 7:05 PM CDT Att: 17,533 - Dome - 64 F								
<b>2 Jack Wilson, R</b> (1, 6) OBP: 0.386, SLG: 0.548	F7		K			1B		G6-3		4	1	1	0	0	1	1									
<b>18 Jason Kendall, R</b> (1, 2) OBP: 0.416, SLG: 0.385	G6-3				G6-3			F9		4	1	1	0	0	0	0									
<b>Raul Mondesi, R</b> (1, 9) OBP: 0.398, SLG: 0.513		2B			1B	FC5-2		G6-3		4	1	3	1	0	0	0									
<b>Rob Mackowiak, L</b> (1, 5) OBP: 0.343, SLG: 0.439	K2-3				1B	FC5-2		G6-3		4	0	1	1	0	1	2									
<b>Craig Wilson, R</b> (1, 7) OBP: 0.427, SLG: 0.675	L7				1B	FC5-2		G6-3		3	0	0	1	0	0	3									
<b>Chris Stynes, R</b> (9, 5)								SF8		0	0	0	0	0	0	0									
<b>Abraham Nunez, S</b> (1, 4) OBP: 0.286, SLG: 0.346	K2-3				K			G4-3		4	1	1	0	0	2	3									
<b>Jose Mesa, R</b> (9, 1)								1B		0	0	0	0	0	0	0									
<b>Carlos Rivera, L</b> (1, 3) OBP: 0.143, SLG: 0.143			G3		G5-3			G6-3		4	0	1	1	0	0	0									
<b>Kris Benson, R</b> (1, 1) OBP: 0.429, SLG: 0.333			G6-3		K			K		3	0	0	0	0	2	0									
<b>34 John Grabow, L</b> (8, 1)										0	0	0	0	0	0	0									
<b>Jose Castillo, R</b> (9, 4) OBP: 0.367, SLG: 0.419										0	0	0	0	0	0	0									
<b>Inning Stats</b>	R: 0 E: 0 K: 0 S: 11	H: 0 LOB: 0 BB: 0 P: 15	R: 0 E: 0 K: 2 S: 10	H: 1 LOB: 1 BB: 0 P: 11	R: 0 E: 0 K: 1 S: 7	H: 1 LOB: 1 BB: 0 P: 10	R: 0 E: 0 K: 1 S: 12	H: 2 LOB: 2 BB: 0 P: 15	R: 0 E: 0 K: 1 S: 7	H: 0 LOB: 0 BB: 0 P: 10	R: 3 E: 0 K: 0 S: 13	H: 3 LOB: 0 BB: 0 P: 17	R: 0 E: 0 K: 2 S: 10	H: 0 LOB: 0 BB: 0 P: 11	R: 0 E: 0 K: 0 S: 7	H: 0 LOB: 0 BB: 0 P: 11	R: 1 E: 0 K: 0 S: 8	H: 2 LOB: 1 BB: 0 P: 13	1B: 5 2B: 4 3B: 0 HR: 0	SF: 1 SAC: 0 DP: 0 HBP: 0	WP: 0 PB: 0 SB: 0 CS: 0	PA: 35			
<b>PITCHER</b>	IP	WLS	BF	H	R	ER	SO	BB	IBB	HBP	BLK	WP	HR	S	P	ERA	WHIP								
<b>15 Ben Sheets, R</b> (1, 1) ERA: 3.25	8.0	L	31	7	3	3	7	0	0	0	0	0	0	77	100	3.38	0.875								
<b>Victor Santos, R</b> (9, 1) ERA: 9.0	1.0		4	2	1	1	0	0	0	0	0	0	0	8	13	9.00	2.000								

Batter	1	2	3	4	5	6	7	8	9	AB	R	H	RBI	BB	SO	LOB	BOTTOM								
<b>Scott Podsednik, L</b> (1, 8) OBP: 0.382, SLG: 0.500	G3		G3		G5-3			K		4	0	1	0	0	1	0	<b>Pittsburgh Pirates @ Milwaukee Brewers</b> Miller Park, Milwaukee, WI Fri Apr 30 2004, 7:05 PM CDT Att: 17,533 - Dome - 64 F								
<b>Craig Counsell, L</b> (1, 6) OBP: 0.338, SLG: 0.299	K		G6-3			F7		1B		3	1	1	0	1	1	1									
<b>Junior Spivey, R</b> (1, 4) OBP: 0.372, SLG: 0.500	K		G6-3			K		1B		4	0	1	1	0	2	1									
<b>Geoff Jenkins, L</b> (1, 7) OBP: 0.356, SLG: 0.494	L8		L8			L4		P5		4	0	0	0	0	0	3									
<b>Lyle Overbay, L</b> (1, 3) OBP: 0.337, SLG: 0.511		1B			F7			G4-3		3	1	2	0	1	0	0									
<b>Wes Helms, R</b> (1, 5) OBP: 0.297, SLG: 0.286	K				K			L3		4	0	0	0	0	2	3									
<b>Ben Grieve, L</b> (1, 9) OBP: 0.352, SLG: 0.413								G6-3		2	0	1	0	1	0	0									
<b>Brady Clark, R</b> (7, PR) OBP: 0.400, SLG: 0.486					F7			G5-4-3		1	0	0	1	0	0	0									
<b>Chad Moeller, R</b> (1, 2) OBP: 0.351, SLG: 0.449		F8				G6-3		G5-4-3		4	0	0	0	0	0	4									
<b>15 Ben Sheets, R</b> (1, 1) ERA: 3.23										2	0	0	0	0	1	2									
<b>34 John Grabow, L</b> (8, 1) ERA: 2.0										1	0	0	0	0	0	0									
<b>Jose Mesa, R</b> (9, 1) ERA: 0.96										0	0	0	0	0	0	0									
<b>Inning Stats</b>	R: 0 E: 0 K: 2 S: 12	H: 1 LOB: 1 BB: 0 P: 16	R: 0 E: 0 K: 2 S: 11	H: 1 LOB: 2 BB: 1 P: 19	R: 1 E: 0 K: 0 S: 6	H: 1 LOB: 0 BB: 0 P: 10	R: 0 E: 0 K: 1 S: 8	H: 0 LOB: 0 BB: 0 P: 13	R: 0 E: 0 K: 0 S: 5	H: 0 LOB: 0 BB: 0 P: 6	R: 0 E: 0 K: 1 S: 6	H: 0 LOB: 0 BB: 0 P: 8	R: 0 E: 0 K: 0 S: 5	H: 1 LOB: 2 BB: 1 P: 10	R: 0 E: 0 K: 1 S: 10	H: 1 LOB: 2 BB: 1 P: 19	R: 1 E: 0 K: 0 S: 8	H: 1 LOB: 0 BB: 0 P: 14	1B: 2 2B: 3 3B: 1 HR: 0	SF: 0 SAC: 0 DP: 1 HBP: 0	WP: 0 PB: 0 SB: 0 CS: 0	PA: 35			
<b>PITCHER</b>	IP	WLS	BF	H	R	ER	SO	BB	IBB	HBP	BLK	WP	HR	S	P	ERA	WHIP								
<b>Kris Benson, R</b> (1, 1) ERA: 3.23	7.2	W	30	5	1	1	7	3	0	0	0	0	0	62	99	1.17	1.043								
<b>34 John Grabow, L</b> (8, 1) ERA: 2.0	0.1	H	1	0	0	0	0	0	0	0	0	0	0	1	2	0.00	0.000								
<b>Jose Mesa, R</b> (9, 1) ERA: 0.96	1.0	S	4	1	1	1	0	0	0	0	0	0	0	8	14	9.00	1.000								

AB	34
R	4
H	9
RBI	4
BB	0
SO	7
LOB	9

AB	32
R	2
H	6
RBI	2
BB	3
SO	7
LOB	14









Batter	1	2	3	4	5	6	7	8	9	10	11	AB	R	H	RBI	BB	SO	LOB	TOP							
<b>Tike Redman, L</b> OBP: 0.226, SLG: 0.284 (1, 8)												5	1	1	0	0	0	4								
<b>2 Jack Wilson, R</b> OBP: 0.319, SLG: 0.532 (1, 6)												5	1	1	0	0	0	1								
<b>18 Jason Kendall, R</b> OBP: 0.414, SLG: 0.387 (1, 2)												5	1	3	0	0	1	0								
<b>Raul Mondesi, R</b> OBP: 0.378, SLG: 0.472 (1, 9)												5	0	1	0	0	1	3								
<b>Craig Wilson, R</b> OBP: 0.444, SLG: 0.709 <b>Carlos Rivera, L</b> OBP: 0.250, SLG: 0.250 (1, 3) (11, 3)												5	1	3	3	0	0	2								
<b>J.J. Davis, R</b> OBP: 0.50, SLG: 0.059 <b>Rob Mackowiak, L</b> OBP: 0.338, SLG: 0.460 (1, 7) (8, PH) (8, 7)												3	0	0	0	0	1	3								
<b>Chris Stynes, R</b> OBP: 0.230, SLG: 0.241 (1, 5)												4	0	1	0	1	0	0								
<b>Jose Castillo, R</b> OBP: 0.362, SLG: 0.404 (1, 4)												5	0	2	0	0	1	2								
<b>Ryan Vogelsong, R</b> <b>Brian Boehringer, S</b> <b>16 Salomon Torres, R</b> <b>Bobby Hill, S</b> <b>Brian Meadows, R</b> <b>Abraham Nunez, S</b> <b>Jose Mesa, R</b> (1, 1) (7, 1) (8, 1) (8, PH) (8, 1) (11, PH) (11, 1)												2	0	1	0	0	0	1								
<b>Inning Stats</b>	R: 1 E: 0 K: 0 S: 11	H: 3 LOB: 2 BB: 0 P: 18	R: 0 E: 0 K: 0 S: 9	H: 0 LOB: 1 BB: 1 P: 14	R: 0 E: 0 K: 0 S: 8	H: 2 LOB: 1 BB: 0 P: 11	R: 0 E: 0 K: 0 S: 9	H: 2 LOB: 2 BB: 0 P: 13	R: 2 E: 0 K: 1 S: 14	H: 3 LOB: 1 BB: 0 P: 21	R: 0 E: 0 K: 1 S: 12	H: 0 LOB: 0 BB: 0 P: 20	R: 0 E: 0 K: 0 S: 5	H: 0 LOB: 0 BB: 0 P: 8	R: 0 E: 0 K: 1 S: 7	H: 0 LOB: 0 BB: 0 P: 11	R: 0 E: 0 K: 1 S: 8	H: 0 LOB: 0 BB: 0 P: 11	R: 1 E: 0 K: 2 S: 11	H: 2 LOB: 1 BB: 0 P: 17	1B: 11 2B: 2 3B: 0 HR: 1	SF: 0 SAC: 1 DP: 2 HBP: 0	WP: 1 PB: 0 SB: 2 CS: 1	PA: 45		
<b>PITCHER</b>	IP ERA WLS BF H R ER SO BB IBB HBP BLK WP HR S P ERA WHIP	7.0 5.14 2.0 6 0 0 0 0 0 0 0 0 0 0 12 19 0.00 1.714	2.0 7.8 2.0 8 2 1 1 3 0 0 0 0 0 1 19 28 4.50 1.000																							

**Pittsburgh Pirates @ Milwaukee Brewers**  
Miller Park, Milwaukee, WI  
Sun May 02 2004, 1:05 PM CDT  
Att. 16,392 - Dome - 63 F

livebaseballscorecards.com

AB 43  
R 4  
H 13  
RBI 3  
BB 1  
SO 5  
LOB 17

Batter	1	2	3	4	5	6	7	8	9	10	11	AB	R	H	RBI	BB	SO	LOB	BOTTOM						
<b>Scott Podsednik, L</b> OBP: 0.383, SLG: 0.481 (1, 8)												4	2	1	0	1	0	1							
<b>Craig Counsell, L</b> OBP: 0.326, SLG: 0.288 (1, 6)												5	1	1	0	0	0	2							
<b>Junior Spivey, R</b> OBP: 0.385, SLG: 0.489 <b>2 Bill Hall, R</b> OBP: 0.297, SLG: 0.389 (1, 4) (11, 4)												5	0	3	1	0	1	0							
<b>Geoff Jenkins, L</b> OBP: 0.369, SLG: 0.500 (1, 7)												4	0	1	1	1	1	2							
<b>Lyle Overbay, L</b> OBP: 0.343, SLG: 0.516 (1, 3)												3	0	1	1	1	1	1							
<b>Keith Ginter, R</b> OBP: 0.393, SLG: 0.565 (1, 5)												3	0	0	0	1	2	3							
<b>Ben Grieve, L</b> OBP: 0.386, SLG: 0.420 <b>Brady Clark, R</b> OBP: 0.373, SLG: 0.439 (1, 9) (8, PR) (9, 9)												3	0	0	0	1	0	3							
<b>Chad Moeller, R</b> OBP: 0.349, SLG: 0.455 (1, 2)												5	0	2	0	0	2	5							
<b>Doug Davis, R</b> <b>Trent Durrington, R</b> <b>Ben Ford, R</b> <b>Brooks Kieschnick, L</b> <b>Jeff Bennett, R</b> <b>Wes Helms, R</b> (1, 1) (7, PH) (8, 1) (8, PH) (10, 1) (11, PH)												2	0	0	0	0	1	1							
<b>Inning Stats</b>	R: 0 E: 0 K: 1 S: 9	H: 0 LOB: 0 BB: 0 P: 13	R: 0 E: 0 K: 1 S: 10	H: 1 LOB: 0 BB: 0 P: 15	R: 0 E: 0 K: 2 S: 8	H: 0 LOB: 0 BB: 0 P: 11	R: 1 E: 0 K: 1 S: 14	H: 1 LOB: 2 BB: 2 P: 26	R: 0 E: 0 K: 0 S: 6	H: 2 LOB: 3 BB: 0 P: 21	R: 1 E: 0 K: 0 S: 16	H: 2 LOB: 1 BB: 0 P: 24	R: 0 E: 0 K: 0 S: 5	H: 0 LOB: 2 BB: 1 P: 10	R: 0 E: 0 K: 1 S: 8	H: 0 LOB: 0 BB: 0 P: 11	R: 0 E: 0 K: 1 S: 7	H: 0 LOB: 0 BB: 0 P: 9	R: 0 E: 0 K: 1 S: 13	H: 1 LOB: 1 BB: 0 P: 20	1B: 7 2B: 3 3B: 0 HR: 0	SF: 1 SAC: 1 DP: 2 HBP: 0	WP: 0 PB: 0 SB: 3 CS: 0	PA: 45	
<b>PITCHER</b>	IP ERA WLS BF H R ER SO BB IBB HBP BLK WP HR S P ERA WHIP	6.0 7.56 1.0 5 2 1 1 6 2 2 0 0 0 0 5 10 3.00 1.167	1.0 5.91 1.0 4 1 0 0 0 0 1 0 0 0 0 5 10 0.00 1.000	2.0 5.25 2.0 6 0 0 0 2 0 0 0 0 0 15 20 0.00 0.000	1.0 0.98 1.0 4 1 0 0 1 0 0 0 0 0 13 20 0.00 1.000																				

**Pittsburgh Pirates @ Milwaukee Brewers**  
Miller Park, Milwaukee, WI  
Sun May 02 2004, 1:05 PM CDT  
Att. 16,392 - Dome - 63 F

livebaseballscorecards.com

AB 38  
R 3  
H 9  
RBI 3  
BB 5  
SO 9  
LOB 19



Batter	1	2	3	4	5	6	7	8	9	AB	R	H	RBI	BB	SO	LOB	TOP					
<b>Tike Redman, L</b> (1, 8) OBP: 0.227, SLG: 0.276	1-3 		4-2 		1-3 			2-2 		3	0	0	0	1	2	2	<b>Pittsburgh Pirates @ Houston Astros</b> Minute Maid Park, Houston, TX Tue May 04 2004, 7:05 PM CDT Att: 31,083 - Unknown - 79 F					
<b>2 Jack Wilson, R</b> (1, 6) OBP: 0.382, SLG: 0.561	1-2 		0-0 			1-2 		2-2 		4	1	2	2	0	0	2						
<b>18 Jason Kendall, R</b> (1, 2) OBP: 0.396, SLG: 0.367	1-3 		1-1 			2-1 		2-1 		4	0	0	0	0	1	3						
<b>Raul Mondesi, R</b> (1, 9) OBP: 0.373, SLG: 0.457	3-3 			2-2 		4-1 		1-3 		3	0	0	0	1	2	1						
<b>Craig Wilson, R</b> (1, 3) OBP: 0.437, SLG: 0.689		2-3 		0-0 		1-2 		2-3 		4	0	1	0	0	2	0						
<b>Chris Stynes, R</b> (1, 5) OBP: 0.219, SLG: 0.230		3-3 		2-2 		1-1 		2-1 		3	0	0	0	0	1	1						
<b>Abraham Nunez, S</b> (9, PH) OBP: 0.290, SLG: 0.345				2-2 		1-2 		1-1 		1	0	1	0	0	0	0						
<b>J.J. Davis, R</b> (1, 7) OBP: 0.333, SLG: 0.453		3-1 		2-0 		0-0 		1-1 		3	0	1	0	0	0	0						
<b>Rob Mackowiak, L</b> (9, PH) OBP: 0.333, SLG: 0.453				2-2 		1-2 		0-2 		1	0	0	0	0	0	1						
<b>Jose Castillo, R</b> (1, 4) OBP: 0.377, SLG: 0.426			4-0 		2-2 			0-1 		2	1	1	0	1	0	1						
<b>Josh Fogg, R</b> (1, 1) OBP: 0.400, SLG: 0.333			3-3 		1-3 			2-2 		2	0	0	0	0	2	2						
<b>Bobby Hill, S</b> (8, PH) OBP: 0.290, SLG: 0.354			1-2 					2-2 		1	1	1	1	0	0	0						
<b>Jason Boyd, R</b> (8, 1) OBP: 0.333, SLG: 0.453								2-2 		0	0	0	0	0	0	0						
<b>34 John Grabow, L</b> (8, 1) OBP: 0.333, SLG: 0.453								2-2 		0	0	0	0	0	0	0						
<b>Inning Stats</b>	R: 1 E: 0 K: 3 S: 15	H: 1 LOB: 0 BB: 0 P: 21	R: 0 E: 0 K: 2 S: 10	H: 0 LOB: 0 BB: 0 P: 18	R: 0 E: 0 K: 1 S: 9	H: 0 LOB: 2 BB: 2 P: 21	R: 0 E: 0 K: 0 S: 7	H: 0 LOB: 0 BB: 0 P: 11	R: 0 E: 0 K: 2 S: 13	H: 1 LOB: 1 BB: 0 P: 19	R: 0 E: 0 K: 0 S: 9	H: 0 LOB: 0 BB: 1 P: 17	R: 0 E: 0 K: 0 S: 6	H: 1 LOB: 0 BB: 0 P: 8	R: 2 E: 0 K: 1 S: 18	H: 3 LOB: 1 BB: 0 P: 27	R: 0 E: 0 K: 1 S: 9	H: 1 LOB: 0 BB: 0 P: 14	1B: 5 2B: 1 3B: 0 HR: 1	SF: 0 SAC: 0 DP: 1 HBP: 0	WP: 1 PB: 0 SB: 0 CS: 2	PA: 36
<b>PITCHER</b>	IP	WLS	BF	H	R	ER	SO	BB	IBB	HBP	BLK	WP	HR	S	P	ERA	WHIP					
<b>Andy Pettitte, L</b> (1, 1) ERA: 3.86	5.0	W	19	2	1	1	8	2	0	0	0	1	1	54	90	1.80	0.800					
<b>41 Brandon Backe, R</b> (6, 1) ERA: 1.93	2.0	H	6	1	0	0	0	1	0	0	0	0	0	15	25	0.00	1.000					
<b>Dan Miceli, R</b> (8, 1) ERA: 2.16	0.1	H	4	3	2	2	0	0	0	0	0	0	0	13	19	54.00	9.000					
<b>54 Brad Lidge, R</b> (8, 1) ERA: 3.0	1.2	S	5	1	0	0	2	0	0	0	0	0	0	14	22	0.00	0.600					

Batter	1	2	3	4	5	6	7	8	9	AB	R	H	RBI	BB	SO	LOB	BOTTOM				
<b>Craig Biggio, R</b> (1, 8) OBP: 0.391, SLG: 0.564	0-0 		2-2 		1-2 			0-2 		4	1	1	1	0	0	2	<b>Pittsburgh Pirates @ Houston Astros</b> Minute Maid Park, Houston, TX Tue May 04 2004, 7:05 PM CDT Att: 31,083 - Unknown - 79 F				
<b>28 Adam Everett, R</b> (1, 6) OBP: 0.330, SLG: 0.363	0-0 		1-1 		0-0 		1-0 			4	0	0	0	0	0	2					
<b>5 Jeff Bagwell, R</b> (1, 3) OBP: 0.467, SLG: 0.579	3-3 		1-1 			4-1 		1-3 		3	1	0	0	1	2	2					
<b>Jeff Kent, R</b> (1, 4) OBP: 0.324, SLG: 0.495	2-3 			1-0 		1-1 		0-2 		4	2	2	2	0	1	1					
<b>17 Lance Berkman, S</b> (1, 7) OBP: 0.468, SLG: 0.531	3-2 			4-1 		2-1 		3-1 		3	0	1	0	1	0	1					
<b>Richard Hidalgo, R</b> (1, 9) OBP: 0.362, SLG: 0.612		1-0 		0-0 		0-2 		2-2 		4	0	1	0	0	0	2					
<b>Mike Lamb, L</b> (1, 5) OBP: 0.222, SLG: 0.634		2-0 		0-0 		1-3 		1-3 		3	0	1	1	0	1	0					
<b>Jose Vizcaino, S</b> (6, PH) OBP: 0.176, SLG: 0.156				3-H 				1-3 		1	0	0	0	0	1	2					
<b>Brad Ausmus, R</b> (1, 2) OBP: 0.299, SLG: 0.338								4-2 		2	0	0	0	0	2	1					
<b>Andy Pettitte, L</b> (1, 1) ERA: 3.86			4-2 		0-2 			0-1 		0	0	0	0	1	0	0					
<b>16 Jason Lane, R</b> (5, PH) OBP: 0.265, SLG: 0.290								0-1 		1	0	0	0	0	0	0					
<b>41 Brandon Backe, R</b> (6, 1) ERA: 1.93								0-0 		0	0	0	0	0	0	0					
<b>Morgan Ensberg, R</b> (7, PH) OBP: 0.265, SLG: 0.290								0-0 		1	0	0	0	0	0	1					
<b>Dan Miceli, R</b> (8, 1) ERA: 2.16								0-0 		0	0	0	0	0	0	0					
<b>54 Brad Lidge, R</b> (8, 1) ERA: 3.0								0-0 		0	0	0	0	0	0	0					
<b>Inning Stats</b>	R: 1 E: 1 K: 2 S: 11	H: 1 LOB: 1 BB: 0 P: 19	R: 0 E: 0 K: 1 S: 5	H: 0 LOB: 0 BB: 0 P: 9	R: 0 E: 0 K: 0 S: 13	H: 0 LOB: 1 BB: 1 P: 20	R: 1 E: 0 K: 1 S: 8	H: 2 LOB: 1 BB: 1 P: 14	R: 0 E: 0 K: 0 S: 8	H: 0 LOB: 0 BB: 0 P: 9	R: 2 E: 0 K: 1 S: 11	H: 1 LOB: 0 BB: 0 P: 19	R: 0 E: 0 K: 0 S: 8	H: 0 LOB: 0 BB: 0 P: 13	R: 0 E: 0 K: 2 S: 16	H: 2 LOB: 2 BB: 0 P: 22	1B: 4 2B: 0 3B: 0 HR: 2	SF: 0 SAC: 0 DP: 1 HBP: 1	WP: 0 PB: 0 SB: 0 CS: 0	PA: 34	
<b>PITCHER</b>	IP	WLS	BF	H	R	ER	SO	BB	IBB	HBP	BLK	WP	HR	S	P	ERA	WHIP				
<b>Josh Fogg, R</b> (1, 1) ERA: 9.0	7.0	L	29	4	4	4	4	3	0	1	0	0	2	64	103	5.14	1.000				
<b>Jason Boyd, R</b> (8, 1) ERA: 3.38	0.2		4	2	0	0	1	0	0	0	0	0	0	13	18	0.00	3.000				
<b>34 John Grabow, L</b> (8, 1) ERA: 1.8	0.1		1	0	0	0	1	0	0	0	0	0	0	3	4	0.00	0.000				





Batter	1	2	3	4	5	6	7	8	9	AB	R	H	RBI	BB	SO	LOB	TOP										
<b>Tike Redman, L</b> OBP: 0.228, SLG: 0.284	G3		G4-3 18 FC5 2B	FC6-4			G6-3			4	1	1	0	0	0	1											
<b>2 Jack Wilson, R</b> OBP: 0.377, SLG: 0.549	G4-3		G4-3				F9 18 G6-3 1B			4	0	1	0	0	0	1											
<b>18 Jason Kendall, R</b> OBP: 0.379, SLG: 0.349	K		FC5 1B WP				G6-3			4	1	0	1	0	1	1											
<b>Raul Mondesi, R</b> OBP: 0.368, SLG: 0.442										3	0	0	0	1	2	2											
<b>Rob Mackowiak, L</b> OBP: 0.354, SLG: 0.463										3	0	2	0	1	1	0											
<b>Craig Wilson, R</b> OBP: 0.430, SLG: 0.670										4	0	1	0	0	2	3											
<b>Bobby Hill, S</b> OBP: 0.367, SLG: 0.302										4	0	0	0	0	0	3											
<b>Carlos Rivera, L</b> OBP: 0.250, SLG: 0.200										3	0	0	0	1	1	0											
<b>Kip Wells, R</b> OBP: 0.200, SLG: 0.400										2	0	0	0	0	2	4											
<b>11 Humberto Cota, R</b> OBP: 0.235, SLG: 0.563										1	0	0	0	0	1	0											
<b>Brian Boehringer, S</b> OBP: 0.281, SLG: 0.333										1	0	0	0	0	1	0											
<b>Abraham Nunez, S</b> OBP: 0.281, SLG: 0.333										1	0	0	0	0	1	0											
<b>Inning Stats</b>	R: 0 E: 0 K: 1 S: 9	H: 0 LOB: 0 BB: 0 P: 15	R: 0 E: 0 K: 1 S: 16	H: 2 LOB: 3 BB: 2 P: 28	R: 2 E: 0 K: 2 S: 16	H: 2 LOB: 1 BB: 0 P: 22	R: 0 E: 1 K: 1 S: 10	H: 0 LOB: 1 BB: 0 P: 15	R: 0 E: 0 K: 2 S: 14	H: 1 LOB: 2 BB: 1 P: 24	R: 0 E: 0 K: 0 S: 8	H: 0 LOB: 0 BB: 0 P: 10	R: 0 E: 0 K: 0 S: 9	H: 0 LOB: 0 BB: 0 P: 13	R: 0 E: 0 K: 1 S: 9	H: 0 LOB: 0 BB: 0 P: 14	R: 0 E: 0 K: 1 S: 9	H: 0 LOB: 0 BB: 0 P: 10	1B: 4 2B: 1 3B: 0 HR: 0	SF: 0 SAC: 0 DP: 1 HBP: 0	WP: 1 PB: 0 SB: 0 CS: 0	PA: 36					
<b>PITCHER</b>	IP	WLS	BF	H	R	ER	SO	BB	IBB	HBP	BLK	WP	HR	S	P	ERA	WHIP										
<b>Roger Clemens, R</b> ERA: 2.11	6.0	W	27	5	2	2	9	2	1	0	0	1	0	73	114	3.00	1.167										
<b>Chad Harville, R</b> ERA: 3.86	0.1	1	0	0	0	0	0	0	0	0	0	0	0	2	2	0.00	0.000										
<b>Dan Miceli, R</b> ERA: 1.96	1.2	5	0	0	0	1	0	0	0	0	0	0	0	16	25	0.00	0.000										
<b>Octavio Dotel, R</b> ERA: 2.7	1.0	3	0	0	0	1	0	0	0	0	0	0	0	9	10	0.00	0.000										

Pittsburgh Pirates @ Houston Astros  
Minute Maid Park, Houston, TX  
Wed May 05 2004, 7:05 PM CDT  
Att: 35,883 - Unknown - 76 F

AB 33  
R 2  
H 5  
RBI 1  
BB 3  
SO 11  
LOB 15



Batter	1	2	3	4	5	6	7	8	9	AB	R	H	RBI	BB	SO	LOB	BOTTOM										
<b>Craig Biggio, R</b> OBP: 0.391, SLG: 0.557	B1-3									5	1	2	0	0	1	0											
<b>28 Adam Everett, R</b> OBP: 0.328, SLG: 0.368										4	1	1	0	0	1	1											
<b>5 Jeff Bagwell, R</b> OBP: 0.472, SLG: 0.567										2	1	0	0	3	1	2											
<b>Jeff Kent, R</b> OBP: 0.336, SLG: 0.545										4	2	2	2	1	0	3											
<b>17 Lance Berkman, S</b> OBP: 0.478, SLG: 0.548										3	1	2	2	1	1	0											
<b>Richard Hidalgo, R</b> OBP: 0.367, SLG: 0.600										2	0	0	0	2	0	2											
<b>Morgan Ensberg, R</b> OBP: 0.282, SLG: 0.270										4	0	2	2	0	0	3											
<b>Brad Ausmus, R</b> OBP: 0.297, SLG: 0.333										4	0	1	0	0	0	2											
<b>Roger Clemens, R</b> OBP: 0.267, SLG: 0.214										3	0	0	0	0	2	2											
<b>Chad Harville, R</b> ERA: 3.86										0	0	0	0	0	0	0											
<b>Dan Miceli, R</b> OBP: 0.500, SLG: 0.500										1	0	0	0	0	1	0											
<b>Octavio Dotel, R</b> ERA: 2.7										0	0	0	0	0	0	0											
<b>Inning Stats</b>	R: 1 E: 0 K: 0 S: 15	H: 2 LOB: 3 BB: 2 P: 29	R: 0 E: 0 K: 2 S: 10	H: 0 LOB: 0 BB: 0 P: 14	R: 3 E: 0 K: 0 S: 9	H: 2 LOB: 1 BB: 3 P: 22	R: 0 E: 0 K: 2 S: 11	H: 1 LOB: 1 BB: 0 P: 19	R: 1 E: 0 K: 2 S: 10	H: 3 LOB: 2 BB: 0 P: 14	R: 1 E: 0 K: 0 S: 7	H: 2 LOB: 1 BB: 1 P: 17	R: 0 E: 0 K: 1 S: 10	H: 0 LOB: 0 BB: 0 P: 13	R: 0 E: 0 K: 0 S: 7	H: 0 LOB: 1 BB: 1 P: 15	R: 0 E: 0 K: 0 S: 7	H: 0 LOB: 1 BB: 1 P: 15	1B: 6 2B: 2 3B: 1 HR: 1	SF: 0 SAC: 1 DP: 1 HBP: 0	WP: 1 PB: 0 SB: 0 CS: 0	PA: 40					
<b>PITCHER</b>	IP	WLS	BF	H	R	ER	SO	BB	IBB	HBP	BLK	WP	HR	S	P	ERA	WHIP										
<b>Kip Wells, R</b> ERA: 3.82	5.0	L	27	8	5	5	6	4	1	0	0	0	0	55	98	9.00	2.400										
<b>Brian Boehringer, R</b> ERA: 5.27	3.0	13	2	1	1	1	1	1	1	0	0	0	0	24	45	3.00	1.000										

Pittsburgh Pirates @ Houston Astros  
Minute Maid Park, Houston, TX  
Wed May 05 2004, 7:05 PM CDT  
Att: 35,883 - Unknown - 76 F

AB 32  
R 6  
H 10  
RBI 6  
BB 7  
SO 7  
LOB 15





Batter	1	2	3	4	5	6	7	8	9	AB	R	H	RBI	BB	SO	LOB	TOP								
<b>Tike Redman, L</b> (1, 8) OBP: 0.235, SLG: 0.289	G5-3		P4			FC1-2 18 2 E		F8	2 Dl	5	0	2	1	0	0	2	<b>Pittsburgh Pirates @ Houston Astros</b> Minute Maid Park, Houston, TX Thu May 06 2004, 1:05 PM CDT Att: 36,055 - Cloudy - 78 F								
<b>2 Jack Wilson, R</b> (1, 6) OBP: 0.369, SLG: 0.533	F8			G4-3		E5 18 FC1-2		F8	18 BB	5	0	1	0	0	1	3									
<b>18 Jason Kendall, R</b> (1, 2) OBP: 0.374, SLG: 0.337	F9			F9		FC1-2				3	0	0	0	1	0	3									
<b>Raul Mondesi, R</b> (1, 9) OBP: 0.355, SLG: 0.424 <b>Carlos Rivera, L</b> (8, 3) OBP: 0.250, SLG: 0.200		F8		F8		K		K		4	0	0	0	0	2	6									
<b>Rob Mackowiak, L</b> (1, 7) OBP: 0.337, SLG: 0.437		G1-3				K		G4-3		4	0	0	0	0	1	3									
<b>Craig Wilson, R</b> (1, 3) OBP: 0.432, SLG: 0.663						K				4	1	2	0	0	2	0									
<b>Jose Castillo, R</b> (1, 4) OBP: 0.369, SLG: 0.414						K		FC4-6		4	0	1	0	0	1	2									
<b>Chris Stynes, R</b> (1, 5) OBP: 0.235, SLG: 0.262						L7		P2		4	1	2	1	0	0	2									
<b>Kris Benson, R</b> (1, 1) OBP: 0.333, SLG: 0.250 <b>Brian Meadows, R</b> (6, 1) <b>Bobby Hill, S</b> (8, PH) OBP: 0.380, SLG: 0.341 <b>16 Salomon Torres, R</b> (8, 1) <b>Abraham Nunez, S</b> (8, PH) OBP: 0.273, SLG: 0.323						K				2	0	0	0	0	2	2									
<b>Inning Stats</b>	R: 0 E: 0 K: 0 S: 6	H: 0 LOB: 0 BB: 0 P: 10	R: 0 E: 0 K: 1 S: 5	H: 0 LOB: 0 BB: 0 P: 9	R: 0 E: 0 K: 1 S: 13	H: 1 LOB: 1 BB: 0 P: 18	R: 0 E: 0 K: 0 S: 5	H: 0 LOB: 0 BB: 0 P: 7	R: 0 E: 0 K: 3 S: 10	H: 0 LOB: 0 BB: 0 P: 17	R: 0 E: 1 K: 2 S: 17	H: 2 LOB: 3 BB: 0 P: 25	R: 0 E: 0 K: 0 S: 12	H: 1 LOB: 1 BB: 0 P: 19	R: 0 E: 0 K: 1 S: 10	H: 2 LOB: 3 BB: 1 P: 17		R: 2 E: 0 K: 2 S: 20	H: 3 LOB: 1 BB: 0 P: 30	1B: 7 2B: 2 3B: 0 HR: 0	SF: 0 SAC: 0 DP: 0 HBP: 0	WP: 0 PB: 0 SB: 0 CS: 0	PA: 38		
<b>PITCHER</b>	IP	WLS	BF	H	R	ER	SO	BB	IBB	HBP	BLK	WP	HR	S	P	ERA	WHIP								
<b>Wade Miller, R</b> (1, 1) ERA: 2.75	7.1	W	29	6	0	0	7	0	0	0	0	0	0	74	114	0.00	0.818								
<b>54 Brad Lidge, R</b> (8, 1) ERA: 2.97	0.2		3	0	0	0	1	1	0	0	0	0	0	4	8	0.00	1.500								
<b>41 Brandon Backe, R</b> (9, 1) ERA: 3.14	0.1		3	2	2	2	0	0	0	0	0	0	0	9	14	54.00	6.000								
<b>Octavio Dotel, R</b> (9, 1) ERA: 2.57	0.2		3	1	0	0	2	0	0	0	0	0	0	11	16	0.00	1.500								

Batter	1	2	3	4	5	6	7	8	9	AB	R	H	RBI	BB	SO	LOB	BOTTOM								
<b>Craig Biggio, R</b> (1, 8) OBP: 0.300, SLG: 0.550	FC3-6 1B		L5			5 1B		G5-3		3	0	1	0	1	0	0	<b>Pittsburgh Pirates @ Houston Astros</b> Minute Maid Park, Houston, TX Thu May 06 2004, 1:05 PM CDT Att: 36,055 - Cloudy - 78 F								
<b>Jose Vizcaino, S</b> (1, 6) OBP: 0.185, SLG: 0.139	FC3-6 1-2		G6-3	F7		F8				4	0	0	0	0	5										
<b>5 Jeff Bagwell, R</b> (1, 3) OBP: 0.473, SLG: 0.574	F8					K				4	1	2	1	0	1										
<b>Jeff Kent, R</b> (1, 4) OBP: 0.333, SLG: 0.533	F9					K		G4-3		4	0	1	0	0	1										
<b>17 Lance Berkman, S</b> (1, 7) OBP: 0.487, SLG: 0.541								G3-1		1	1	0	0	3	0										
<b>16 Jason Lane, R</b> (1, 9) OBP: 0.500, SLG: 0.429								G5-3		4	1	1	0	0	1										
<b>Morgan Ensberg, R</b> (1, 5) OBP: 0.293, SLG: 0.299 <b>2B Adam Everett, R</b> (8, 6) OBP: 0.328, SLG: 0.368								G6-3		4	1	2	2	0	1										
<b>Brad Ausmus, R</b> (1, 2) OBP: 0.305, SLG: 0.333										3	1	1	0	1	0										
<b>Wade Miller, R</b> (1, 1) OBP: 0.300, SLG: 0.300 <b>54 Brad Lidge, R</b> (8, 1) ERA: 0.92 <b>Orlando Palmeiro, L</b> (8, PH) OBP: 0.299, SLG: 0.375 <b>41 Brandon Backe, R</b> (9, 1) ERA: 3.14 <b>Octavio Dotel, R</b> (9, 1) ERA: 2.57										1	0	0	0	0	1										
<b>Inning Stats</b>	R: 0 E: 0 K: 0 S: 7	H: 1 LOB: 1 BB: 0 P: 12	R: 0 E: 0 K: 0 S: 9	H: 1 LOB: 1 BB: 1 P: 16	R: 0 E: 0 K: 1 S: 8	H: 0 LOB: 0 BB: 0 P: 11	R: 4 E: 1 K: 1 S: 17	H: 3 LOB: 3 BB: 3 P: 31	R: 0 E: 0 K: 3 S: 12	H: 1 LOB: 2 BB: 1 P: 20	R: 1 E: 0 K: 0 S: 7	H: 2 LOB: 2 BB: 0 P: 9	R: 0 E: 0 K: 0 S: 8	H: 0 LOB: 0 BB: 0 P: 14	R: 0 E: 0 K: 0 S: 6	H: 0 LOB: 0 BB: 0 P: 8		1B: 6 2B: 2 3B: 0 HR: 0	SF: 0 SAC: 2 DP: 0 HBP: 1	WP: 1 PB: 0 SB: 1 CS: 0	PA: 37				
<b>PITCHER</b>	IP	WLS	BF	H	R	ER	SO	BB	IBB	HBP	BLK	WP	HR	S	P	ERA	WHIP								
<b>Kris Benson, R</b> (1, 1) ERA: 3.96	5.2	L	30	8	5	5	5	3	2	1	0	0	0	58	97	7.94	1.941								
<b>Brian Meadows, R</b> (6, 1) ERA: 0.92	1.1		4	0	0	0	0	0	0	0	0	0	0	10	16	0.00	0.000								
<b>16 Salomon Torres, R</b> (8, 1) ERA: 4.85	1.0		3	0	0	0	0	0	0	0	0	0	0	6	8	0.00	0.000								





Batter	1	2	3	4	5	6	7	8	9	AB	R	H	RBI	BB	SO	LOB	TOP
<b>Cesar Izturis, S</b> (1, 6) OBP: 0.333, SLG: 0.391	0-1 G6-3 3B		4-2 BB			4-2 G4-6-3 BB		1-1 G3		2	1	1	0	2	0	0	<b>Los Angeles Dodgers @ Pittsburgh Pirates</b> PNC Park, Pittsburgh, PA Fri May 07 2004, 7:05 PM EDT Att: 20,944 - Unknown - 51 F <a href="http://livebaseballscorecards.com">livebaseballscorecards.com</a>
<b>Paul Lo Duca, R</b> (1, 7) OBP: 0.406, SLG: 0.469	0-2 G6-3		2-0 F9			1-0 G4-6-3 1-2		1-1 FC6-4 1B		4	0	1	1	0	0	2	
<b>Milton Bradley, S</b> (1, 8) OBP: 0.327, SLG: 0.463	3-H 2-3 K		0-1 F9			0-0 1B		1-0 FC6-4 1-2		4	0	1	0	0	1	2	
<b>Shawn Green, L</b> (1, 3) OBP: 0.371, SLG: 0.474	2-3 K			1-1 F7		0-0 G5-3		3-3 K		4	0	0	0	0	2	2	
<b>Adrián Beltré, R</b> (1, 5) OBP: 0.393, SLG: 0.688		1-1 G6-3		0-0 G6-3			1-0 HR 1B		0-2 G6-3	4	1	1	0	0	0	0	
<b>Juan Encarnacion, R</b> (1, 9) OBP: 0.281, SLG: 0.435		0-0 P4		3-1 G6-3			1-3 K		0-2 G6-3	4	0	0	0	0	1	1	
<b>José Hernández, R</b> (1, 4) OBP: 0.432, SLG: 0.714		3-1 HR			0-3 K		1-1 HR		3-2 1B	4	2	3	3	0	1	0	
<b>David Ross, R</b> (1, 2) OBP: 0.107, SLG: 0.222		1-0 F8			2-3 K		0-0 P4		0-3 K	4	0	0	0	0	2	1	
<b>Wilson Alvarez, L</b> (1, 1) <b>Guillermo Mota, R</b> (8, 1)			1-3 K		1-3 K		1-1 P5			3	0	0	0	0	2	0	
<b>Inning Stats</b>	R: 1 H: 1 E: 0 K: 2 S: 15	H: 1 LOB: 0 BB: 0 P: 19	R: 0 H: 0 E: 0 K: 1 S: 8	H: 0 LOB: 1 BB: 1 P: 15	R: 0 H: 0 E: 0 K: 0 S: 5	H: 0 LOB: 0 BB: 0 P: 9	R: 0 H: 1 E: 0 K: 0 S: 6	H: 2 LOB: 1 BB: 1 P: 13	R: 0 H: 1 E: 0 K: 1 S: 9	H: 1 LOB: 1 BB: 0 P: 15	R: 0 H: 1 E: 0 K: 1 S: 14	H: 1 LOB: 1 BB: 0 P: 17	1B: 4 2B: 0 3B: 1 HR: 2	SF: 0 SAC: 0 DP: 1 HBP: 0	WP: 0 PB: 0 SB: 0 CS: 0	PA: 35	
<b>PITCHER</b>	IP WLS BF H R ER SO BB IBB HBP BLK WP HR S P ERA WHIP																
<b>Oliver Pérez, L</b> (1, 1) ERA: 3.48	8.0 L 31 6 4 4 8 2 0 0 0 0 0 2 67 105 4.50 1.000																
<b>Jose Mesa, R</b> (9, 1) ERA: 0.73	1.0 4 1 0 0 1 0 0 0 0 0 0 0 14 17 0.00 1.000																

Batter	1	2	3	4	5	6	7	8	9	AB	R	H	RBI	BB	SO	LOB	BOTTOM
<b>Tike Redman, L</b> (1, 8) OBP: 0.228, SLG: 0.280	1-0 G3			3-2 F8		1-0 G4-3			0-2 L6	4	0	0	0	0	0	1	<b>Los Angeles Dodgers @ Pittsburgh Pirates</b> PNC Park, Pittsburgh, PA Fri May 07 2004, 7:05 PM EDT Att: 20,944 - Unknown - 51 F <a href="http://livebaseballscorecards.com">livebaseballscorecards.com</a>
<b>Jack Wilson, R</b> (1, 6) OBP: 0.380, SLG: 0.518	0-2 F9			0-3 K			3-2 G3			3	0	0	0	0	1	0	
<b>Jason Kendall, R</b> (1, 2) OBP: 0.363, SLG: 0.326	2-2 F9			2-2 G4-3			3-2 L6			3	0	0	0	0	0	0	
<b>Craig Wilson, R</b> (1, 3) OBP: 0.421, SLG: 0.644		2-3 K			3-3 K		1-1 F8			3	0	0	0	0	2	0	
<b>Jason Bay, R</b> (1, 7)		2-3 K			1-2 F9			1-3 K		3	0	0	0	0	2	0	
<b>Rob Mackowiak, L</b> (1, 9) OBP: 0.326, SLG: 0.419		0-1 F8			0-0 G3-1			1-0 F8		3	0	0	0	0	0	0	
<b>Chris Stynes, R</b> (1, 5) <b>Jose Mesa, R</b> (9, 1)			2-2 G1-3			0-1 SH1-4 1B		1-1 G6-3		3	0	1	0	0	0	0	
<b>Jose Castillo, R</b> (1, 4) OBP: 0.353, SLG: 0.393			0-0 G1-3			0-0 F9		3-2 F9		3	0	0	0	0	0	1	
<b>Oliver Pérez, L</b> (1, 1) <b>Abraham Nunez, S</b> (9, 5)			2-3 K			0-0 SH1-4 1-2		0-0 G3-1		1	0	0	0	0	1	0	
<b>Inning Stats</b>	R: 0 H: 0 E: 0 K: 0 S: 7	H: 0 LOB: 0 BB: 0 P: 10	R: 0 H: 0 E: 0 K: 2 S: 8	H: 0 LOB: 0 BB: 0 P: 12	R: 0 H: 0 E: 0 K: 1 S: 8	H: 0 LOB: 0 BB: 0 P: 12	R: 0 H: 1 E: 0 K: 0 S: 5	H: 0 LOB: 0 BB: 0 P: 16	R: 0 H: 0 E: 0 K: 1 S: 6	H: 0 LOB: 0 BB: 0 P: 9	R: 0 H: 0 E: 0 K: 0 S: 7	H: 0 LOB: 0 BB: 0 P: 10	1B: 1 2B: 0 3B: 0 HR: 0	SF: 0 SAC: 1 DP: 0 HBP: 0	WP: 0 PB: 0 SB: 0 CS: 0	PA: 28	
<b>PITCHER</b>	IP WLS BF H R ER SO BB IBB HBP BLK WP HR S P ERA WHIP																
<b>Wilson Alvarez, L</b> (1, 1) ERA: 1.52	7.0 W 22 1 0 0 5 0 0 0 0 0 0 0 57 85 0.00 0.143																
<b>Guillermo Mota, R</b> (8, 1) ERA: 2.03	2.0 6 0 0 0 1 0 0 0 0 0 0 0 13 19 0.00 0.000																



Batter	1	2	3	4	5	6	7	8	9	AB	R	H	RBI	BB	SO	LOB	TOP								
<b>Cesar Izturis, S</b> OBP: 0.320, SLG: 0.374 (1, 6)	F7	G3-1		FC4-6			F9		F7	5	0	0	0	0	0	6	<b>Los Angeles Dodgers @ Pittsburgh Pirates</b> PNC Park, Pittsburgh, PA Sat May 08 2004, 7:05 PM EDT Att: 26,610 - Cloudy - 73 F								
<b>Paul Lo Duca, R</b> OBP: 0.409, SLG: 0.470 (1, 2)	1B		G5-3		G5-3			1B		4	1	2	0	0	0	0									
<b>Milton Bradley, S</b> OBP: 0.324, SLG: 0.455 (1, 8)	1B		F8		F9			G2-3		4	1	1	0	0	0	1									
<b>Shawn Green, L</b> OBP: 0.367, SLG: 0.495 (1, 3)	1B		G4-3		G6-3			G4-3		4	1	1	3	0	0	0									
<b>Adrián Beltré, R</b> OBP: 0.388, SLG: 0.672 (1, 5)	K			F8		G6-3			BB	4	1	1	0	0	1	0									
<b>Juan Encarnación, R</b> OBP: 0.288, SLG: 0.455 (1, 9)	2B			1B		K			K	4	0	2	0	0	2	1									
<b>José Hernández, R</b> OBP: 0.415, SLG: 0.658 (1, 7)	2B			L9		L4			BB	3	0	0	0	1	1	2									
<b>Alex Cora, L</b> OBP: 0.345, SLG: 0.377 (1, 4)		G6-3		1B		IBB		P6		3	0	1	1	1	0	0									
<b>Hideo Nomo, R</b> OBP: 0.143, SLG: 0.143 (7, PH)										2	0	1	0	0	0	1									
<b>Joe Thurston, L</b> OBP: 0.257, SLG: 0.257 (7, PH)										0	0	0	0	0	0	0									
<b>37 Darren Dreifort, R</b> ERA: 2.81 (7, 1)										0	0	0	0	0	0	0									
<b>Guillermo Mota, R</b> ERA: 1.88 (8, 1)										0	0	0	0	0	0	0									
<b>Robin Ventura, L</b> OBP: 0.296, SLG: 0.429 (9, PH)										0	0	0	0	0	0	0									
<b>Olmedo Saenz, R</b> OBP: 0.231, SLG: 0.273 (9, PH)										0	0	0	0	0	0	0									
<b>Eric Gagne, R</b> ERA: 1.93 (9, 1)										0	0	0	0	0	0	0									
<b>Inning Stats</b>	R: 3 E: 0 K: 2 S: 19	H: 4 LOB: 1 BB: 0 P: 29	R: 0 E: 0 K: 1 S: 8	H: 0 LOB: 0 BB: 0 P: 11	R: 0 E: 0 K: 0 S: 4	H: 0 LOB: 0 BB: 0 P: 4	R: 0 E: 0 K: 0 S: 10	H: 2 LOB: 3 BB: 1 P: 18	R: 0 E: 0 K: 0 S: 6	H: 0 LOB: 0 BB: 0 P: 10	R: 0 E: 0 K: 1 S: 8	H: 0 LOB: 0 BB: 0 P: 14	R: 0 E: 0 K: 0 S: 7	H: 0 LOB: 0 BB: 0 P: 12	R: 0 E: 0 K: 0 S: 8	H: 1 LOB: 0 BB: 0 P: 10	R: 1 E: 0 K: 1 S: 9	H: 2 LOB: 2 BB: 2 P: 20	1B: 5 2B: 3 3B: 0 HR: 1	SF: 0 SAC: 0 DP: 0 HBP: 0	WP: 0 PB: 0 SB: 0 CS: 4	PA: 37			
<b>PITCHER</b>	IP	WLS	BF	H	R	ER	SO	BB	IBB	HBP	BLK	WP	HR	S	P	ERA	WHIP								
<b>Ryan Vogelsong, R</b> ERA: 6.75 (1, 1)	7.0		28	6	3	3	4	0	1	0	0	0	1	62	98	3.86	0.857								
<b>16 Salomon Torres, R</b> ERA: 5.02 (8, 1)	1.1	L	7	3	1	1	1	1	0	0	0	0	0	15	24	6.75	3.000								
<b>34 John Grabow, L</b> ERA: 1.69 (9, 1)	0.2		2	0	0	0	0	0	1	0	0	0	0	2	6	0.00	0.000								

AB 34  
R 4  
H 9  
RBI 4  
BB 3  
SO 5  
LOB 10



Batter	1	2	3	4	5	6	7	8	9	AB	R	H	RBI	BB	SO	LOB	BOTTOM								
<b>18 Jason Kendall, R</b> OBP: 0.368, SLG: 0.333 (1, 2)	1B				F7		K			4	0	2	0	0	1	1	<b>Los Angeles Dodgers @ Pittsburgh Pirates</b> PNC Park, Pittsburgh, PA Sat May 08 2004, 7:05 PM EDT Att: 26,610 - Cloudy - 73 F								
<b>2 Jack Wilson, R</b> OBP: 0.356, SLG: 0.535 (1, 6)	L5-3			F8		HR		L1		4	1	1	1	0	0	2									
<b>Craig Wilson, R</b> OBP: 0.407, SLG: 0.619 (1, 3)	L7			P3		K		K		4	0	0	0	0	2	0									
<b>Rob Mackowiak, L</b> OBP: 0.322, SLG: 0.423 (1, 9)		F8		L3				K		4	0	1	0	0	1	0									
<b>Jason Bay, R</b> OBP: 0.286, SLG: 0.286 (1, 7)		F8		FC6-4		K		SH1-4		4	0	2	0	0	1	1									
<b>Jose Castillo, R</b> OBP: 0.338, SLG: 0.375 (1, 4)		L8		FC6-4		F8		SH1-4		3	0	0	0	0	0	2									
<b>Chris Stynes, R</b> OBP: 0.257, SLG: 0.296 (1, 5)				P3				K		3	1	2	0	0	0	0									
<b>Abraham Nunez, S</b> OBP: 0.257, SLG: 0.303 (9, PH)										1	0	0	0	0	1	1									
<b>Tike Redman, L</b> OBP: 0.230, SLG: 0.306 (1, 8)				HR		G1-4-3		SH5-4		3	1	1	1	0	0	2									
<b>Ryan Vogelsong, R</b> OBP: 0.333, SLG: 0.286 (1, 1)										1	0	0	1	0	1	0									
<b>Bobby Hill, S</b> ERA: 2.81 (7, PH)										1	0	0	0	0	1	1									
<b>16 Salomon Torres, R</b> (8, 1)										0	0	0	0	0	0	0									
<b>34 John Grabow, L</b> (9, 1)										0	0	0	0	0	0	0									
<b>Inning Stats</b>	R: 0 E: 0 K: 0 S: 6	H: 1 LOB: 0 BB: 0 P: 10	R: 0 E: 0 K: 0 S: 8	H: 0 LOB: 0 BB: 0 P: 10	R: 1 E: 0 K: 1 S: 14	H: 2 LOB: 1 BB: 0 P: 18	R: 0 E: 0 K: 0 S: 6	H: 1 LOB: 1 BB: 0 P: 9	R: 1 E: 0 K: 2 S: 13	H: 2 LOB: 1 BB: 0 P: 20	R: 0 E: 0 K: 2 S: 11	H: 1 LOB: 1 BB: 0 P: 16	R: 0 E: 0 K: 2 S: 10	H: 0 LOB: 0 BB: 0 P: 13	R: 0 E: 0 K: 1 S: 8	H: 1 LOB: 1 BB: 0 P: 12	1B: 5 2B: 3 3B: 0 HR: 2	SF: 1 SAC: 2 DP: 1 HBP: 0	WP: 0 PB: 0 SB: 0 CS: 0	PA: 35					
<b>PITCHER</b>	IP	WLS	BF	H	R	ER	SO	BB	IBB	HBP	BLK	WP	HR	S	P	ERA	WHIP								
<b>Hideo Nomo, R</b> ERA: 6.0 (7, 1)	1.0		4	1	0	0	2	0	0	0	0	0	0	11	16	0.00	1.000								
<b>37 Darren Dreifort, R</b> ERA: 2.81 (7, 1)	1.0	W	3	0	0	0	2	0	0	0	0	0	0	10	13	0.00	0.000								
<b>Guillermo Mota, R</b> ERA: 1.88 (8, 1)	1.0	S	4	1	0	0	1	0	0	0	0	0	0	8	12	0.00	1.000								

AB 32  
R 3  
H 9  
RBI 3  
BB 0  
SO 8  
LOB 10





Batter	1	2	3	4	5	6	7	8	9	10	11	12	13	14	AB	R	H	RBI	BB	SO	LOB	TOP
Alex Cora, L OBP: 0.355, SLG: 0.390 Clmedo Saenz, R OBP: 0.286, SLG: 0.593 (14, 3)		E2 1B		F8			K					G4-3			5	1	2	0	1	1	0	
Paul Lo Duca, R OBP: 0.402, SLG: 0.467 (1, 2)		G5-3		G6-3			L9		F9			G3-1			7	1	2	1	0	0	2	
Milton Bradley, S OBP: 0.339, SLG: 0.491 (1, 8)	K			F7		G3			HR						7	1	4	1	0	1	1	
Shawn Green, L OBP: 0.370, SLG: 0.505 (1, 9)				G4-3		G4-3		1B G5-4-3 BB				G6-3			6	2	2	1	1	2	4	
Adrián Beltré, R OBP: 0.394, SLG: 0.672 (1, 5)	P3			F8 1B 2B		F8			G5-4-3 1B					P4	6	1	3	1	0	0	1	
Juan Encarnación, R OBP: 0.274, SLG: 0.432 (1, 7)	F7			F8		K		G5-4-3				FC6-4		G4-3	6	0	0	0	0	1	4	
Robin Ventura, L OBP: 0.340, SLG: 0.370 Brian Falkenberg, R (13, 1)		G6-3				F8		G4-3				P6		G4-3	6	0	1	1	0	0	0	
José Hernández, R OBP: 0.404, SLG: 0.805 (1, 6)				F9		K		G6-3				G5-3			5	2	1	0	1	1	1	
...															5	2	1	0	1	1	1	
...															5	2	1	0	1	1	1	
...															5	2	1	0	1	1	1	
...															5	2	1	0	1	1	1	
...															5	2	1	0	1	1	1	
...															5	2	1	0	1	1	1	
...															5	2	1	0	1	1	1	
...															5	2	1	0	1	1	1	
...															5	2	1	0	1	1	1	
...															5	2	1	0	1	1	1	
...															5	2	1	0	1	1	1	
...															5	2	1	0	1	1	1	
...															5	2	1	0	1	1	1	
...															5	2	1	0	1	1	1	
...															5	2	1	0	1	1	1	
...															5	2	1	0	1	1	1	
...															5	2	1	0	1	1	1	
...															5	2	1	0	1	1	1	
...															5	2	1	0	1	1	1	
...															5	2	1	0	1	1	1	
...															5	2	1	0	1	1	1	
...															5	2	1	0	1	1	1	
...															5	2	1	0	1	1	1	
...															5	2	1	0	1	1	1	
...															5	2	1	0	1	1	1	
...															5	2	1	0	1	1	1	
...															5	2	1	0	1	1	1	
...															5	2	1	0	1	1	1	
...															5	2	1	0	1	1	1	
...															5	2	1	0	1	1	1	
...															5	2	1	0	1	1	1	
...															5	2	1	0	1	1	1	
...															5	2	1	0	1	1	1	
...															5	2	1	0	1	1	1	
...															5	2	1	0	1	1	1	
...															5	2	1	0	1	1	1	
...															5	2	1	0	1	1	1	
...															5	2	1	0	1	1	1	
...															5	2	1	0	1	1	1	
...															5	2	1	0	1	1	1	
...															5	2	1	0	1	1	1	
...															5	2	1	0	1	1	1	
...															5	2	1	0	1	1	1	
...															5	2	1	0	1	1	1	
...															5	2	1	0	1	1	1	
...															5	2	1	0	1	1	1	
...															5	2	1	0	1	1	1	
...															5	2	1	0	1	1	1	
...															5	2	1	0	1	1	1	
...															5	2	1	0	1	1	1	
...															5	2	1	0	1	1	1	
...															5	2	1	0	1	1	1	
...															5	2	1	0	1	1	1	
...															5	2	1	0	1	1	1	
...															5	2	1	0	1	1	1	
...															5	2	1	0	1	1	1	
...															5	2	1	0	1	1	1	
...															5	2	1	0	1	1	1	
...															5	2	1	0	1	1	1	
...															5	2	1	0	1	1	1	
...															5	2	1	0	1	1	1	
...															5	2	1	0	1	1	1	
...															5	2	1	0	1	1	1	
...															5	2	1	0	1	1	1	
...															5	2	1	0	1	1	1	
...															5	2	1	0	1	1	1	
...															5	2	1	0	1	1	1	
...															5	2	1	0	1	1	1	
...															5	2	1	0	1	1	1	
...															5	2	1	0	1	1	1	
...															5	2	1	0	1	1	1	
...															5	2	1	0	1	1</		







Batter	1	2	3	4	5	6	7	8	9	AB	R	H	RBI	BB	SO	LOB	TOP										
<b>Tike Redman, L</b> (1, 8) OBP: 0.250, SLG: 0.328	G4-3	G1-3			1B				G4-3	5	0	2	0	0	0	2											
<b>2 Jack Wilson, R</b> (1, 6) OBP: 0.366, SLG: 0.531	FC6-4 BB		F9		CS	G3-1	P4			3	0	0	0	1	0	1											
<b>18 Jason Kendall, R</b> (1, 2) OBP: 0.363, SLG: 0.330	FC6-4 1-2		F9			F9		WP 1B	2B	4	1	1	0	0	0	1											
<b>Craig Wilson, R</b> (1, 3) OBP: 0.412, SLG: 0.653	K		G6-3			K		2H 1B		4	0	1	1	0	2	1											
<b>Jason Bay, R</b> (1, 7) OBP: 0.350, SLG: 0.235		S 1B HBP		CS BB			1B G5-3 E	F8		2	2	1	0	1	0	1											
<b>Chris Stynes, R</b> (1, 5) OBP: 0.256, SLG: 0.282	G5-3			K			G5-3	L4		4	0	0	0	0	1	4											
<b>J.J. Davis, R</b> (1, 9) <b>Rob Mackowiak, L</b> (3, 9) OBP: 0.333, SLG: 0.400		E 1B BB		K			E 1B	G4-3		0	0	0	0	1	0	0											
<b>Jose Castillo, R</b> (1, 4) <b>Bobby Hill, S</b> (9, PH) OBP: 0.353, SLG: 0.408		K			K		E7 G6-3 2B	F9		3	1	1	2	0	2	2											
<b>Kris Benson, R</b> (1, 1) <b>37 Mike Johnston, L</b> (7, 1) <b>Jason Boyd, R</b> (8, 1) <b>Daryle Ward, L</b> (9, PH) OBP: 0.400, SLG: 0.600					L4		G6-3	P2		3	0	1	2	0	0	0											
<b>Inning Stats</b>	R: 0 E: 0 K: 1 S: 8	H: 0 LOB: 1 BB: 1 P: 17	R: 1 E: 1 K: 1 S: 10	H: 1 LOB: 2 BB: 1 P: 19	R: 0 E: 0 K: 0 S: 8	H: 0 LOB: 0 BB: 0 P: 13	R: 0 E: 0 K: 2 S: 6	H: 0 LOB: 1 BB: 1 P: 12	R: 0 E: 0 K: 1 S: 7	H: 1 LOB: 0 BB: 0 P: 11	R: 0 E: 0 K: 1 S: 8	H: 0 LOB: 0 BB: 0 P: 10	R: 3 E: 1 K: 0 S: 13	H: 4 LOB: 1 BB: 0 P: 16	R: 1 E: 0 K: 0 S: 12	H: 2 LOB: 1 BB: 0 P: 17	R: 0 E: 0 K: 0 S: 11	H: 0 LOB: 0 BB: 0 P: 18	1B: 6 2B: 3 HR: 0	SF: 0 SAC: 0 DP: 1 HBP: 1	WP: 1 PB: 0 SB: 3 CS: 2	PA: 38					
<b>PITCHER</b>	IP	WLS	BF	H	R	ER	SO	BB	IBB	HBP	BLK	WP	HR	S	P	ERA	WHIP										
<b>Shawn Estes, L</b> (1, 1) ERA: 6.7	6.1	W	24	3	2	2	6	3	0	1	0	0	0	51	86	2.84	0.947										
<b>Jeff Fassero, L</b> (7, 1) ERA: 7.13	0.1		4	3	2	2	0	0	0	0	0	0	0	6	8	54.00	9.000										
<b>Tim Lincecum, R</b> (7, 1) ERA: 1.59	0.1	H	2	1	1	1	0	0	0	0	0	0	0	5	7	27.00	3.000										
<b>40 Brian Fuentes, L</b> (8, 1) ERA: 2.25	1.0	H	4	1	0	0	0	0	0	0	0	1	0	10	14	0.00	1.000										
<b>Shawn Chacon, R</b> (9, 1) ERA: 3.69	1.0	S	3	0	0	0	0	0	0	0	0	0	0	11	18	0.00	0.000										

Pittsburgh Pirates @ Colorado Rockies  
Coors Field, Denver, CO  
Thu May 13 2004, 1:05 PM MDT  
Overcast - 41 F

AB 33  
R 5  
H 8  
RBI 5  
BB 3  
SO 6  
LOB 14



Batter	1	2	3	4	5	6	7	8	9	AB	R	H	RBI	BB	SO	LOB	BOTTOM										
<b>Luis Gonzalez, R</b> (1, 4) OBP: 0.317, SLG: 0.487	F9		P3		HR		1B 2B	K		5	1	2	2	0	1	3											
<b>Royce Clayton, R</b> (1, 6) OBP: 0.354, SLG: 0.450	K		HR		F8		17 G4-6-3 1B			4	1	2	1	0	1	0											
<b>17 Todd Helton, L</b> (1, 3) OBP: 0.456, SLG: 0.573	F7		F8		FC6-4 1B		G4-6-3			4	0	1	0	0	0	2											
<b>Vinny Castilla, R</b> (1, 5) OBP: 0.388, SLG: 0.636		1B 2B	G6-3		FC6-4			K		4	1	1	0	0	1	1											
<b>Jeremy Burnitz, L</b> (1, 8) OBP: 0.375, SLG: 0.606		G4-3 SF7 1B		HR		CS HBP		BB BB BB		2	3	2	2	1	0	0											
<b>5 Matt Holliday, R</b> (7, 7) <b>Jeff Fassero, L</b> (7, 1) <b>Tim Lincecum, R</b> (7, 1) <b>40 Brian Fuentes, L</b> (8, 1) <b>Todd Greene, R</b> (8, PH) <b>Shawn Chacon, R</b> (9, 1)		G4-3		K		P4		BB BB BB		3	0	0	0	0	1	2											
<b>Mark Sweeney, L</b> (1, 9) <b>Kit Pellow, R</b> (8, PH) OBP: 0.292, SLG: 0.350		SF7		L7		K		K		2	0	0	1	0	1	1											
<b>Charles Johnson, R</b> (1, 2) OBP: 0.394, SLG: 0.590				G6-3				SH1-4 2B	1B	2	1	1	0	2	0	0											
<b>Shawn Estes, R</b> (1, 1) <b>Denny Hocking, S</b> (7, 7) OBP: 0.255, SLG: 0.213		L8			G6-3		SH1-4	BB		2	0	0	0	0	0	1											
<b>Inning Stats</b>	R: 0 E: 0 K: 1 S: 5	H: 0 LOB: 0 BB: 0 P: 7	R: 2 E: 0 K: 0 S: 10	H: 2 LOB: 1 BB: 1 P: 18	R: 1 E: 0 K: 0 S: 12	H: 1 LOB: 0 BB: 0 P: 16	R: 1 E: 0 K: 1 S: 15	H: 1 LOB: 0 BB: 0 P: 21	R: 1 E: 0 K: 0 S: 11	H: 2 LOB: 1 BB: 0 P: 16	R: 0 E: 0 K: 1 S: 8	H: 0 LOB: 0 BB: 0 P: 12	R: 1 E: 0 K: 0 S: 16	H: 3 LOB: 1 BB: 0 P: 21	R: 1 E: 0 K: 3 S: 16	H: 0 LOB: 3 BB: 4 P: 37	1B: 4 2B: 2 3B: 0 HR: 3	SF: 1 SAC: 1 DP: 1 HBP: 1	WP: 0 PB: 0 SB: 0 CS: 1	PA: 37							
<b>PITCHER</b>	IP	WLS	BF	H	R	ER	SO	BB	IBB	HBP	BLK	WP	HR	S	P	ERA	WHIP										
<b>Kris Benson, R</b> (1, 1) ERA: 4.64	6.1	L	29	9	6	6	3	1	0	1	0	0	0	3	68	8.53	1.579										
<b>37 Mike Johnston, L</b> (7, 1) ERA: 0.93	1.1		5	0	1	1	2	2	0	0	0	0	0	19	32	6.75	1.500										
<b>Jason Boyd, R</b> (8, 1) ERA: 5.54	0.1		3	0	0	0	1	2	0	0	0	0	0	6	16	0.00	6.000										

Pittsburgh Pirates @ Colorado Rockies  
Coors Field, Denver, CO  
Thu May 13 2004, 1:05 PM MDT  
Overcast - 41 F

AB 29  
R 7  
H 9  
RBI 7  
BB 5  
SO 6  
LOB 12





Batter	1	2	3	4	5	6	7	8	9	AB	R	H	RBI	BB	SO	LOB	TOP								
<b>2 Jack Wilson, R</b> OBP: 0.380, SLG: 0.559 (1, 6)										6	1	4	1	0	0	1	<b>Pittsburgh Pirates @ Colorado Rockies</b> Coors Field, Denver, CO Thu May 13 2004, 1:10 PM MDT Att: 20,041 - Overcast - 39 F								
<b>Bobby Hill, S</b> OBP: 0.403, SLG: 0.436 (1, 4)										6	1	3	2	0	0	2									
<b>Craig Wilson, R</b> OBP: 0.430, SLG: 0.656 (1, 9)										4	2	3	0	2	1	1									
<b>Rob Mackowiak, L</b> OBP: 0.342, SLG: 0.438 (1, 7)										6	2	3	3	0	1	4									
<b>Daryle Ward, L</b> OBP: 0.455, SLG: 0.909 (1, 3)											6	2	3	2	0	2									
<b>11 Humberto Cota, R</b> OBP: 0.360, SLG: 0.591 (1, 2)											5	1	3	1	1	3									
<b>Abraham Nunez, S</b> OBP: 0.286, SLG: 0.308 (1, 5)											5	1	2	0	0	1		4							
<b>Chris Stynes, R</b> OBP: 0.253, SLG: 0.279 (8, 5)											1	0	0	0	0	1									
<b>Tike Redman, L</b> OBP: 0.255, SLG: 0.321 (1, 8)										3	1	0	0	2	1	2									
<b>Oliver Pérez, L</b> OBP: 0.286, SLG: 0.231 (1, 1)										5	0	0	0	0	1	6									
<b>Inning Stats</b>	R: 3 E: 0 K: 1 S: 18	H: 4 LOB: 1 BB: 1 P: 26	R: 0 E: 0 K: 1 S: 7	H: 1 LOB: 1 BB: 0 P: 12	R: 0 E: 0 K: 1 S: 8	H: 2 LOB: 2 BB: 1 P: 12	R: 0 E: 0 K: 2 S: 13	H: 2 LOB: 3 BB: 1 P: 24	R: 0 E: 0 K: 0 S: 9	H: 1 LOB: 2 BB: 1 P: 18	R: 4 E: 0 K: 0 S: 18	H: 5 LOB: 2 BB: 1 P: 28	R: 0 E: 0 K: 0 S: 9	H: 1 LOB: 1 BB: 0 P: 14	R: 4 E: 1 K: 1 S: 16	H: 4 LOB: 1 BB: 1 P: 28	R: 0 E: 0 K: 0 S: 6	H: 1 LOB: 1 BB: 0 P: 12	1B: 13 2B: 5 3B: 2 HR: 1	SF: 0 SAC: 0 DP: 1 HBP: 0	WP: 1 PB: 0 SB: 0 CS: 0	PA: 52			
<b>PITCHER</b>	IP	WLS	BF	H	R	ER	SO	BB	IBB	HBP	BLK	WP	HR	S	P	ERA	WHIP								
<b>Jason Jennings, R</b> ERA: 9.07 (1, 1)	5.0	L	27	10	3	3	5	2	1	0	0	0	1	55	92	5.40	2.400								
<b>Turk Wendell, R</b> ERA: 7.02 (6, 1)	0.1	6	4	4	4	0	1	0	0	0	0	1	0	13	22	108.00	15.000								
<b>Jeff Fassero, L</b> ERA: 6.52 (6, 1)	1.2	7	2	0	0	0	0	0	0	0	0	0	0	14	20	0.00	1.200								
<b>Javier López, L</b> ERA: 11.08 (8, 1)	1.0	8	4	4	4	1	1	0	0	0	0	0	0	16	28	36.00	5.000								
<b>Steve Reed, R</b> ERA: 1.89 (9, 1)	1.0	4	1	0	0	0	0	0	0	0	0	0	0	6	12	0.00	1.000								

Batter	1	2	3	4	5	6	7	8	9	AB	R	H	RBI	BB	SO	LOB	BOTTOM								
<b>Aaron Miles, S</b> OBP: 0.271, SLG: 0.376 (1, 4)										2	0	1	1	0	0	1	<b>Pittsburgh Pirates @ Colorado Rockies</b> Coors Field, Denver, CO Thu May 13 2004, 1:10 PM MDT Att: 20,041 - Overcast - 39 F								
<b>Turk Wendell, L</b> ERA: 7.02 (6, 1)										4	0	0	0	0	0	2									
<b>Jeff Fassero, L</b> ERA: 6.52 (6, 1)										4	0	1	0	0	1	0									
<b>Javier López, L</b> ERA: 11.08 (8, 1)										4	0	1	0	0	1	1									
<b>Charles Johnson, R</b> OBP: 0.389, SLG: 0.583 (8, PH)											4	0	0	0	2	1									
<b>Steve Reed, R</b> ERA: 1.89 (9, 1)											4	1	2	0	0	1		0							
<b>Royce Clayton, R</b> OBP: 0.353, SLG: 0.435 (1, 6)										4	0	0	0	0	0	2									
<b>17 Todd Helton, L</b> OBP: 0.450, SLG: 0.562 (1, 3)										4	0	1	0	0	1	0									
<b>Vinny Castilla, R</b> OBP: 0.384, SLG: 0.623 (1, 5)										4	0	1	0	0	1	1									
<b>5 Matt Holliday, R</b> OBP: 0.374, SLG: 0.536 (1, 7)											4	0	0	0	2	1									
<b>Todd Greene, R</b> OBP: 0.318, SLG: 0.463 (1, 2)											4	1	2	0	0	1	0								
<b>Kit Pellow, R</b> OBP: 0.304, SLG: 0.349 (1, 9)											3	1	1	0	1	0	1								
<b>Denny Hocking, S</b> OBP: 0.264, SLG: 0.224 (1, 8)												2	0	1	0	0	1	1							
<b>Jason Jennings, L</b> OBP: 0.188, SLG: 0.375 (1, 1)											1	0	0	0	0	2									
<b>Luis Gonzalez, R</b> OBP: 0.310, SLG: 0.475 (5, PH) (6, 4)												2	0	0	1	0	2								
<b>Inning Stats</b>	R: 0 E: 0 K: 1 S: 7	H: 1 LOB: 0 BB: 0 P: 11	R: 0 E: 0 K: 1 S: 7	H: 0 LOB: 0 BB: 0 P: 10	R: 1 E: 0 K: 0 S: 10	H: 2 LOB: 1 BB: 0 P: 15	R: 0 E: 0 K: 2 S: 8	H: 0 LOB: 0 BB: 0 P: 12	R: 0 E: 0 K: 0 S: 14	H: 1 LOB: 1 BB: 1 P: 19	R: 0 E: 0 K: 0 S: 12	H: 1 LOB: 1 BB: 0 P: 16	R: 0 E: 0 K: 1 S: 7	H: 1 LOB: 1 BB: 0 P: 9	R: 0 E: 0 K: 1 S: 9	H: 1 LOB: 1 BB: 0 P: 13	R: 0 E: 0 K: 1 S: 7	H: 0 LOB: 0 BB: 0 P: 11	1B: 6 2B: 1 3B: 0 HR: 0	SF: 1 SAC: 1 DP: 1 HBP: 0	WP: 0 PB: 0 SB: 0 CS: 0	PA: 34			
<b>PITCHER</b>	IP	WLS	BF	H	R	ER	SO	BB	IBB	HBP	BLK	WP	HR	S	P	ERA	WHIP								
<b>Oliver Pérez, L</b> ERA: 3.16 (1, 1)	9.0	W	34	7	2	2	7	1	0	0	0	0	0	81	116	2.00	0.889								













Batter	1	2	3	4	5	6	7	8	9	AB	R	H	RBI	BB	SO	LOB	TOP							
18 Jason Kendall, R OBP: 0.372, SLG: 0.339 37 Mike Johnston, L (9, 1)	L8		G5-3		F8		FC6-4 1B		2B	5	1	2	0	0	0	2								
2 Jack Wilson, R OBP: 0.372, SLG: 0.557	K			1B 2B	F7		FC6-4 1-2		1B 2B	5	2	2	1	0	1	3								
Daryle Ward, L OBP: 0.360, SLG: 0.680	K			K		G3-1	G4-3		1B 2H	5	0	1	1	0	2	2								
Craig Wilson, R OBP: 0.423, SLG: 0.652		K		1B 2B		HR			K	5	2	3	0	0	2	0								
Rob Mackowiak, L OBP: 0.341, SLG: 0.509 Tike Redman, L OBP: 0.252, SLG: 0.315		HR		1B 2B		HR			P5 F7	4	2	3	4	0	0	0								
Jason Bay, R OBP: 0.393, SLG: 0.333	K			CS 1B					G6-3	4	0	2	1	0	1	0								
Bobby Hill, S OBP: 0.391, SLG: 0.435 Brian Boehringer, S OBP: 0.319, SLG: 0.415 16 Salomon Torres, R OBP: 0.360, SLG: 0.591		K		CS		FC2-5 2B	F9		HR	3	0	1	0	0	1	1								
Chris Stynes, R OBP: 0.260, SLG: 0.277			G5-3			FC2-5 HBP	G6-3		P3	3	0	0	0	0	0	1								
Kip Wells, R OBP: 0.143, SLG: 0.286 Jose Castillo, R OBP: 0.351, SLG: 0.407			K		FC2-5		G5-3		K	2	0	0	0	0	1	2								
<b>Inning Stats</b>	R: 0 E: 0 K: 2 S: 11	H: 0 LOB: 0 BB: 0 P: 14	R: 1 E: 0 K: 3 S: 11	H: 1 LOB: 0 BB: 0 P: 15	R: 0 E: 0 K: 1 S: 7	H: 0 LOB: 0 BB: 0 P: 9	R: 2 E: 0 K: 1 S: 15	H: 4 LOB: 0 BB: 0 P: 22	R: 0 E: 0 K: 0 S: 11	H: 1 LOB: 2 BB: 0 P: 16	R: 2 E: 0 K: 0 S: 10	H: 3 LOB: 1 BB: 0 P: 16	R: 0 E: 0 K: 0 S: 6	H: 1 LOB: 0 BB: 0 P: 12	R: 0 E: 0 K: 1 S: 7	H: 0 LOB: 0 BB: 0 P: 10	R: 3 E: 0 K: 1 S: 21	H: 5 LOB: 2 BB: 0 P: 30	1B: 7 2B: 5 3B: 0 HR: 3	SF: 0 SAC: 0 DP: 0 HBP: 1	WP: 0 PB: 0 SB: 0 CS: 1	PA: 42		
<b>PITCHER</b>	IP	WLS	BF	H	R	ER	SO	BB	IBB	HBP	BLK	WP	HR	S	P	ERA	WHIP							
Jerome Williams, R ERA: 4.5	5.1	L	24	9	5	5	7	0	0	1	0	0	2	61	87	8.44	1.688							
Wayne Franklin, L ERA: 5.52	0.2	2	0	0	0	0	0	0	0	0	0	0	0	4	5	0.00	0.000							
Jim Brower, R ERA: 2.7	2.0	7	1	0	0	1	0	0	0	0	0	0	0	13	22	0.00	0.500							
Matt Herges, R ERA: 7.11	0.2	7	5	3	3	1	0	0	0	0	0	0	1	20	28	40.50	7.500							
Scott Eyre, L ERA: 3.52	0.1	1	0	0	0	0	0	0	0	0	0	0	0	1	2	0.00	0.000							

Pittsburgh Pirates @ San Francisco Giants  
SBC Park, San Francisco, CA  
Sun May 16 2004, 4:05 PM EDT  
Att: 40,705 - Sunny - 60 F

AB	40
R	8
H	15
RBI	8
BB	0
SO	9
LOB	13



Batter	1	2	3	4	5	6	7	8	9	AB	R	H	RBI	BB	SO	LOB	BOTTOM							
Jeffrey Hammonds, R OBP: 0.325, SLG: 0.417	K		G4-6-3 1B		K		K		BB BB	4	0	1	0	1	3	1								
J.T. Snow, L OBP: 0.335, SLG: 0.343	BB 1B		G4-6-3 1-2		1B CS 1B		1B		BB BB	4	0	3	0	1	0	1								
Marquis Grissom, R OBP: 0.381, SLG: 0.558	BB			HR	BB		P4		K	3	1	1	1	2	1	3								
Edgardo Alfonzo, R OBP: 0.344, SLG: 0.368	P2			P4	BB		F9			4	0	1	0	0	0	3								
A.J. Pierzynski, L OBP: 0.278, SLG: 0.327	L5			FC5 BB 1B	G6-3		F9			4	0	1	0	0	0	5								
Dustin Mohr, R OBP: 0.308, SLG: 0.262		K		FC5 BB		G6-3 HBP BB		K		2	0	0	0	2	2	0								
Deivi Cruz, R OBP: 0.297, SLG: 0.364 Jim Brower, R OBP: 0.500, SLG: 0.500 Michael Tucker, L OBP: 0.336, SLG: 0.349 Matt Herges, L OBP: 0.351		L6		FC5 FC6-4		G6-3 HBP		G4-3		2	0	0	0	0	0	2								
Neftali Perez, S OBP: 0.246, SLG: 0.266		K		FC6-4		G6-3		P4		4	0	0	0	0	1	4								
Jerome Williams, R OBP: 0.200, SLG: 0.200 Wayne Franklin, L OBP: 0.298, SLG: 0.509		K			1B CS 1B		K		G4-3	2	0	1	0	0	1	0								
<b>Inning Stats</b>	R: 0 E: 0 K: 1 S: 11	H: 1 LOB: 2 BB: 1 P: 19	R: 0 E: 0 K: 2 S: 7	H: 0 LOB: 0 BB: 0 P: 13	R: 0 E: 0 K: 1 S: 6	H: 1 LOB: 0 BB: 0 P: 9	R: 1 E: 0 K: 0 S: 12	H: 2 LOB: 2 BB: 1 P: 23	R: 0 E: 0 K: 1 S: 17	H: 3 LOB: 3 BB: 1 P: 31	R: 0 E: 0 K: 1 S: 8	H: 0 LOB: 1 BB: 1 P: 18	R: 0 E: 0 K: 1 S: 16	H: 1 LOB: 0 BB: 0 P: 22	R: 0 E: 0 K: 1 S: 7	H: 0 LOB: 0 BB: 0 P: 9	R: 0 E: 0 K: 1 S: 10	H: 0 LOB: 2 BB: 2 P: 21	1B: 7 2B: 0 3B: 0 HR: 1	SF: 0 SAC: 0 DP: 2 HBP: 1	WP: 0 PB: 0 SB: 0 CS: 2	PA: 39		
<b>PITCHER</b>	IP	WLS	BF	H	R	ER	SO	BB	IBB	HBP	BLK	WP	HR	S	P	ERA	WHIP							
Kip Wells, R ERA: 4.26	5.0	W	23	7	1	1	5	3	0	0	0	0	0	24	40	0.00	1.000							
Brian Boehringer, R ERA: 4.0	2.0	8	1	0	0	2	1	0	0	1	0	0	0	7	9	0.00	0.000							
16 Salomon Torres, R ERA: 3.93	1.0	3	0	0	0	1	0	0	0	0	0	0	0	10	21	0.00	2.000							
37 Mike Johnston, L ERA: 0.84	1.0	5	0	0	0	1	2	0	0	0	0	0	0	10	21	0.00	2.000							

Pittsburgh Pirates @ San Francisco Giants  
SBC Park, San Francisco, CA  
Sun May 16 2004, 4:05 PM EDT  
Att: 40,705 - Sunny - 60 F

AB	32
R	1
H	8
RBI	1
BB	6
SO	9
LOB	20





Batter	1	2	3	4	5	6	7	8	9	AB	R	H	RBI	BB	SO	LOB	TOP
Sean Burroughs, L (1, 5) OBP: 0.364, SLG: 0.388	0-1 F7		2-3 K		0-0 24 1B 1B		1-1 G5-3	4-0 G5-4-3 IBB		4	1	1	0	1	1	0	San Diego Padres @ Pittsburgh Pirates PNC Park, Pittsburgh, PA Wed May 19 2004, 5:05 PM EDT Cloudy - 75 F
Mark Loretta, R (1, 4) OBP: 0.358, SLG: 0.449	0-1 24 BB 1B		2-0 24 G1-3 1B		2-2 24 1B FC6-4 1B		4-2 24 F FC5-4 BB	0-0 G5-4-3 1-2		4	3	3	0	1	0	3	
24 Brian Giles, L (1, 9) OBP: 0.380, SLG: 0.466	4-1 1B 1-2 BB		0-1 G1-3		3-2 FC6-4 1-3 2-H 1B		1-1 E9 FC5-4 1B	2-2 E S SF7 1B		4	1	3	1	1	0	1	
Phil Nevin, R (1, 3) OBP: 0.337, SLG: 0.397	0-0 1-2 2-3 1B		2-1 1B		1-0 FC6-4 G6-4-3 1-2		0-2 FC5-4 1-2	3-3 K 1-3		5	0	2	3	0	1	3	
Ryan Klesko, L (1, 7) OBP: 0.327, SLG: 0.368 Scott Linebrink, R (7, 1) Akinori Otsuka, R (8, 1) Kerry Robinson, L (9, PH) Trevor Hoffman, R (9, 1)	0-1 P6		0-0 G6-3		1-0 G6-4-3 1-2		0-0 F7	2-2 SF7		4	0	0	0	0	0	6	
Terrence Long, L (1, 8) OBP: 0.380, SLG: 0.422	3-1 G3-1			1-0 1B		0-0 G1-3 1B		0-0 FC2-5 2B		3	1	0	0	0	1	2	
Ramon Hernandez, R (1, 2) OBP: 0.316, SLG: 0.353		2-2 G6-3		0-3 K		1-0 G1-3		3-2 FC2-5 E HBP		3	1	0	0	0	1	2	
Ramón Vázquez, L (1, 6) OBP: 0.213, SLG: 0.150		2-1 L7		0-0 F7		0-0 F7		0-0 FC2-5 E 1-2 2-3		4	0	0	0	0	0	4	
Brian Lawrence, R (1, 1) OBP: 0.235, SLG: 0.294 Jay Payton, R (7, 8) OBP: 0.362, SLG: 0.404		2-2 G4-3		1-3 K		0-0 G6-3		1-1 E5 1-3 2-H 1B		3	0	0	0	0	1	2	
1B: 11 SF: 1 2B: 2 SAC: 0 3B: 0 DP: 2 HR: 0 HBP: 1										1B: 11 SF: 1 2B: 2 SAC: 0 3B: 0 DP: 2 HR: 0 HBP: 1							
<b>Inning Stats</b>	R: 0 H: 2 E: 0 LOB: 3 K: 0 BB: 1 S: 10 P: 17	R: 0 H: 0 E: 0 LOB: 0 K: 2 BB: 0 S: 11 P: 17	R: 1 H: 2 E: 0 LOB: 1 K: 1 BB: 0 S: 11 P: 18	R: 0 H: 1 E: 0 LOB: 1 K: 2 BB: 0 S: 9 P: 11	R: 2 H: 3 E: 0 LOB: 0 K: 0 BB: 0 S: 9 P: 15	R: 0 H: 1 E: 0 LOB: 1 K: 0 BB: 0 S: 5 P: 5	R: 1 H: 1 E: 1 LOB: 1 K: 0 BB: 1 S: 16 P: 23	R: 1 H: 2 E: 1 LOB: 2 K: 0 BB: 1 S: 8 P: 16	R: 1 H: 1 E: 1 LOB: 0 K: 2 BB: 0 S: 13 P: 21	1B: 11 SF: 1 2B: 2 SAC: 0 3B: 0 DP: 2 HR: 0 HBP: 1							
<b>PITCHER</b>	IP WLS BF H R ER SO BB IBB HBP BLK WP HR S P ERA WHIP	<b>PITCHER</b>															
Kris Benson, R (1, 1) ERA: 4.62	6.0	27	9	3	3	3	1	0	0	0	0	0	55	83	4.50	1.667	
37 Mike Johnston, L (7, 1) ERA: 1.5	1.1	L 8	2	2	1	0	1	0	1	0	0	0	21	31	6.75	2.250	
Brian Meadows, R (8, 1) ERA: 1.96	1.2	7	2	1	0	2	0	1	0	0	0	0	16	29	0.00	1.200	

Batter	1	2	3	4	5	6	7	8	9	AB	R	H	RBI	BB	SO	LOB	BOTTOM
18 Jason Kendall, R (1, 2) OBP: 0.383, SLG: 0.347	0-1 G6-3		4-2 G3 2 SH5-3 BB		1-1 2 CS 1B		1-2 2 G5-4-3 1B			3	0	2	0	1	0	0	San Diego Padres @ Pittsburgh Pirates PNC Park, Pittsburgh, PA Wed May 19 2004, 5:05 PM EDT Cloudy - 75 F
2 Jack Wilson, R (1, 6) OBP: 0.371, SLG: 0.553	1-1 G3 2B 1B		0-0 SH5-3 1-2		3-1 G4-3 1-2		0-1 G5-4-3 1-2			3	1	1	0	0	0	2	
Daryle Ward, L (1, 3) OBP: 0.310, SLG: 0.586	3-2 G3 1-2		1-0 G3 2-3		3-2 F7		1-1 F7			4	0	0	0	0	0	2	
Craig Wilson, R (1, 9) OBP: 0.425, SLG: 0.655	1-0 2H 2B		0-3 K		0-1 HR 1B		2-3 K			4	1	2	1	0	2	1	
Rob Mackowiak, L (1, 5) OBP: 0.346, SLG: 0.545	3-1 G3			0-2 2B		0-0 1-H HR		1-2 K		4	1	2	2	0	1	1	
Jason Bay, R (1, 7) OBP: 0.375, SLG: 0.321		0-1 1B		0-1 G6-3		2-3 K		1-1 G4-3		4	0	1	0	0	1	1	
Tike Redman, L (1, 8) OBP: 0.282, SLG: 0.313		1-1 F7		1-0 L8		0-1 E9 F8 1B		1-1 P6		4	0	1	0	0	0	2	
Jose Castillo, R (1, 4) OBP: 0.351, SLG: 0.398 Abraham Nunez, S (9, PH) OBP: 0.311, SLG: 0.405		1-3 K		4-2 BB		2-1 F8		1-0 G4-3		2	0	0	0	1	1	2	
Kris Benson, R (1, 1) OBP: 0.286, SLG: 0.231 Bobby Hill, S (6, PH) 37 Mike Johnston, L (7, 1) Brian Meadows, R (8, 1) Ruben Mateo, R (9, PH)		1-3 K		0-1 G4-3		3-2 L3		2-1 L5		2	0	0	0	0	1	3	
1B: 6 SF: 0 2B: 2 SAC: 1 3B: 0 DP: 1 HR: 1 HBP: 0										1B: 6 SF: 0 2B: 2 SAC: 1 3B: 0 DP: 1 HR: 1 HBP: 0							
<b>Inning Stats</b>	R: 1 H: 2 E: 0 LOB: 1 K: 0 BB: 0 S: 10 P: 18	R: 0 H: 1 E: 0 LOB: 1 K: 2 BB: 0 S: 10 P: 13	R: 0 H: 0 E: 0 LOB: 1 K: 1 BB: 1 S: 7 P: 12	R: 0 H: 1 E: 0 LOB: 2 K: 0 BB: 1 S: 11 P: 16	R: 0 H: 1 E: 0 LOB: 0 K: 1 BB: 0 S: 8 P: 14	R: 2 H: 3 E: 1 LOB: 1 K: 1 BB: 0 S: 16 P: 23	R: 0 H: 1 E: 0 LOB: 0 K: 2 BB: 0 S: 8 P: 10	R: 0 H: 0 E: 0 LOB: 0 K: 2 BB: 0 S: 8 P: 12	R: 0 H: 0 E: 0 LOB: 0 K: 0 BB: 0 S: 5 P: 9	1B: 6 SF: 0 2B: 2 SAC: 1 3B: 0 DP: 1 HR: 1 HBP: 0							
<b>PITCHER</b>	IP WLS BF H R ER SO BB IBB HBP BLK WP HR S P ERA WHIP	<b>PITCHER</b>															
Brian Lawrence, R (1, 1) ERA: 4.56	6.0	W 27	9	3	3	4	0	0	0	0	0	0	8	10	0.00	1.000	
Scott Linebrink, R (7, 1) ERA: 1.5	1.0	H 3	1	0	0	0	0	0	0	0	0	0	8	12	0.00	0.000	
Akinori Otsuka, R (8, 1) ERA: 0.9	1.0	H 3	0	0	0	2	0	0	0	0	0	0	8	9	0.00	0.000	
Trevor Hoffman, R (9, 1) ERA: 1.29	1.0	S 3	0	0	0	0	0	0	0	0	0	0	5	9	0.00	0.000	



Batter	1	2	3	4	5	6	7	8	9	AB	R	H	RBI	BB	SO	LOB	TOP								
<b>3 Khalil Greene, R</b> OBP: 0.349, SLG: 0.395	0-2 24 BB 1B SF	3-2 F8		0-0 P4			1-2 G6-3		1-0 1B	5	1	2	0	0	0	1	<b>San Diego Padres @ Pittsburgh Pirates</b> PNC Park, Pittsburgh, PA Wed May 19, 2004, 5:10 PM EDT Att: 13,366 - Cloudy - 70 F								
<b>Mark Loretta, R</b> OBP: 0.365, SLG: 0.472	1-2 24 BB 1B SF	1-3 K			2-2 HR		0-1 L6		2-2 1B	5	2	3	1	0	1	0									
<b>24 Brian Giles, L</b> OBP: 0.375, SLG: 0.453	4-1 BB 1B SF	3-3 K			2-3 K		0-3 K		1-2 F8	4	1	0	0	1	3	2									
<b>Phil Nevin, R</b> OBP: 0.328, SLG: 0.385	0-3 K		1-3 K		2-1 G5-3			2-2 G4-3	2-0 F9	5	0	0	0	0	2	5									
<b>Jay Payton, R</b> OBP: 0.366, SLG: 0.405	3-1 SF BB BB		4-2 F8-4 BB		0-1 1B			0-0 G6-3		2	1	1	1	1	0	0									
<b>Brian Buchanan, R</b> OBP: 0.294, SLG: 0.367	4-1 BB BB		3-2 F8-4		3-1 F9			2-1 G6-3		2	0	0	1	1	0	2									
<b>Kerry Robinson, L</b> OBP: 0.350, SLG: 0.333	1-2 2-3 3-H BB		1-2 F8-4							1	0	0	0	0	0	0									
<b>Jeff Cirillo, R</b> OBP: 0.500, SLG: 0.333	4-2 BB		3-2 G4-3						1-0 HR	3	1	1	1	1	0	0									
<b>Miguel Ojeda, R</b> OBP: 0.319, SLG: 0.268	0-1 SF7		2-3 K		1-2 P4			2-3 K	1 SAFE 1 SAFE	3	0	0	1	0	2	1									
<b>44 Jake Peavy, R</b> OBP: 0.190, SLG: 0.238	0-3 K		0-2 1B						1-0 HR	3	0	1	0	0	1	2									
<b>Jay Witasick, R</b> ERA: 4.05										0	0	0	0	0	0	0									
<b>Akinori Otsuka, R</b> ERA: 1.8										0	0	0	0	0	0	0									
<b>Ramon Hernandez, R</b> (9, PH) OBP: 0.322, SLG: 0.388										1	1	1	2	0	0	0									
<b>Brandon Puffer, R</b> ERA: 3.68										0	0	0	0	0	0	0									
<b>Inning Stats</b>	R: 4 E: 1 K: 2 S: 22	H: 2 LOB: 2 BB: 3 P: 38	R: 0 E: 0 K: 2 S: 14	H: 0 LOB: 0 BB: 21 P: 21	R: 0 E: 0 K: 1 S: 10	H: 0 LOB: 1 BB: 1 P: 18	R: 0 E: 0 K: 1 S: 12	H: 1 LOB: 1 BB: 0 P: 17	R: 1 E: 0 K: 1 S: 13	H: 2 LOB: 1 BB: 0 P: 22	R: 0 E: 0 K: 0 S: 7	H: 0 LOB: 0 BB: 0 P: 10	R: 0 E: 0 K: 1 S: 8	H: 0 LOB: 0 BB: 0 P: 9	R: 0 E: 0 K: 0 S: 6	H: 0 LOB: 0 BB: 0 P: 10	R: 2 E: 0 K: 1 S: 13	H: 4 LOB: 2 BB: 0 P: 23	1B: 7 2B: 1 3B: 0 HR: 2	SF: 2 SAC: 0 DP: 1 HBP: 0	WP: 0 PB: 0 SB: 0 CS: 0	PA: 40			
<b>PITCHER</b>	IP	WLS	BF	H	R	ER	SO	BB	IBB	HBP	BLK	WP	HR	S	P	ERA	WHIP								
<b>Oliver Pérez, L</b> ERA: 2.96	3.0	L	15	2	4	0	5	4	0	0	0	0	0	46	77	0.00	2.000								
<b>Brian Boehringer, R</b> ERA: 4.05	2.0		9	3	1	1	2	0	0	0	0	0	1	25	39	4.50	1.500								
<b>Brian Meadows, R</b> ERA: 1.8	2.0		6	0	0	0	1	0	0	0	0	0	0	15	19	0.00	0.000								
<b>16 Salomon Torres, R</b> ERA: 3.42	1.0		3	0	0	0	0	0	0	0	0	0	0	6	10	0.00	0.000								
<b>34 John Grabow, L</b> ERA: 3.68	1.0		7	4	2	2	1	0	0	0	0	0	1	13	23	18.00	4.000								

AB 34  
R 7  
H 9  
RBI 7  
BB 4  
SO 9  
LOB 13



Batter	1	2	3	4	5	6	7	8	9	AB	R	H	RBI	BB	SO	LOB	BOTTOM								
<b>2 Jack Wilson, R</b> OBP: 0.366, SLG: 0.548	1-2 FC1-5 2B		2-2 G6-3				1-1 P3		2-0 G5-3	5	0	1	0	0	1	1	<b>San Diego Padres @ Pittsburgh Pirates</b> PNC Park, Pittsburgh, PA Wed May 19, 2004, 5:10 PM EDT Att: 13,366 - Cloudy - 70 F								
<b>Bobby Hill, S</b> OBP: 0.385, SLG: 0.403	3-3 K		2-3 K		2-3 K			3-3 K	1-0 F8	4	0	0	0	0	4	2									
<b>34 John Grabow, L</b> OBP: 0.364, SLG: 0.310										1	0	0	0	0	0	0									
<b>Jason Bay, R</b> OBP: 0.364, SLG: 0.310										1	0	0	0	0	0	0									
<b>Daryle Ward, L</b> OBP: 0.333, SLG: 0.667	1-0 FC1-5		0-0 1B		1-1 L4			0-2 HR		4	1	2	1	0	0	2									
<b>Craig Wilson, R</b> OBP: 0.421, SLG: 0.641	0-2 F9		1-3 K					4-0 BB 2B BB		3	1	0	0	1	2	2									
<b>Rob Mackowiak, L</b> OBP: 0.351, SLG: 0.548		1-0 2B		0-3 K		2-2 FC5-4 HBP		2-3 K		3	0	1	0	0	2	1									
<b>Ruben Mateo, R</b>		0-0 L5		2-0 P4		0-3 K		4-2 2B BB		3	0	0	0	1	1	2									
<b>Chris Stynes, R</b> OBP: 0.260, SLG: 0.286		1-0 F9		3-1 P6		2-2 FC5-4		2-2 2B		4	0	1	1	0	0	2									
<b>11 Humberto Cota, R</b> OBP: 0.379, SLG: 0.640		4-0 BB			2-0 2B 3B		0-2 F7	0-2 F8		3	1	1	0	1	0	2									
<b>Oliver Pérez, L</b> ERA: 2.96		1-2 K			2-0 3H 2B		1-1 F9		0-2 F9	1	0	0	0	0	1	2									
<b>Tike Redman, L</b> ERA: 2.61										0	0	0	0	0	0	0									
<b>Brian Boehringer, S</b> ERA: 4.05										1	0	1	1	0	0	0									
<b>Brian Meadows, R</b> ERA: 1.8										0	0	0	0	0	0	0									
<b>Abraham Nunez, S</b> ERA: 0.87										1	0	0	0	0	0	0									
<b>16 Salomon Torres, R</b> ERA: 3.42										0	0	0	0	0	0	0									
<b>Jose Castillo, R</b> ERA: 3.68										1	0	0	0	0	0	0									
<b>Inning Stats</b>	R: 0 E: 0 K: 1 S: 10	H: 1 LOB: 1 BB: 0 P: 15	R: 0 E: 0 K: 1 S: 6	H: 1 LOB: 2 BB: 1 P: 13	R: 0 E: 0 K: 2 S: 13	H: 1 LOB: 1 BB: 0 P: 18	R: 0 E: 0 K: 1 S: 6	H: 0 LOB: 0 BB: 0 P: 11	R: 1 E: 0 K: 2 S: 10	H: 2 LOB: 1 BB: 0 P: 17	R: 0 E: 0 K: 2 S: 11	H: 0 LOB: 1 BB: 0 P: 16	R: 0 E: 0 K: 0 S: 7	H: 0 LOB: 0 BB: 0 P: 9	R: 2 E: 0 K: 2 S: 20	H: 2 LOB: 2 BB: 2 P: 35	R: 0 E: 0 K: 0 S: 5	H: 0 LOB: 0 BB: 0 P: 8	1B: 1 2B: 4 3B: 1 HR: 1	SF: 0 SAC: 0 DP: 0 HBP: 1	WP: 0 PB: 0 SB: 0 CS: 0	PA: 38			
<b>PITCHER</b>	IP	WLS	BF	H	R	ER	SO	BB	IBB	HBP	BLK	WP	HR	S	P	ERA	WHIP								
<b>44 Jake Peavy, R</b> ERA: 2.01	6.0	W	25	5	1	1	9	1	0	0	0	0	0	56	90	1.50	1.000								
<b>Jay Witasick, R</b> ERA: 2.61	1.1		6	1	2	2	1	1	0	0	0	0	1	13	22	13.50	1.500								
<b>Akinori Otsuka, R</b> ERA: 0.87	0.2	H	4	1	0	0	1	1	0	0	0	0	0	14	22	0.00	3.000								
<b>Brandon Puffer, R</b> ERA: 3.0	1.0		3	0	0	0	0	0	0	0	0	0	0	5	8	0.00	0.000								

AB 34  
R 3  
H 7  
RBI 3  
BB 3  
SO 11  
LOB 16





Batter	1	2	3	4	5	6	7	8	9	AB	R	H	RBI	BB	SO	LOB	TOP		
Sean Burroughs, L (1, 5) OBP: 0.359, SLG: 0.382										5	1	1	0	0	0	2	<b>San Diego Padres @ Pittsburgh Pirates</b> PNC Park, Pittsburgh, PA Thu May 20 2004, 7:05 PM EDT Att: 11,029 - Cloudy - 76 F		
Mark Loretta, R (1, 4) OBP: 0.357, SLG: 0.461										4	0	0	0	0	1				
24 Brian Giles, L (1, 9) OBP: 0.383, SLG: 0.477										3	2	2	1	1	0				
Phil Nevin, R (1, 3) OBP: 0.331, SLG: 0.380										2	1	0	0	2	1				
Ryan Klesko, L (1, 7) OBP: 0.324, SLG: 0.374										4	1	1	2	0	2				
Jay Payton, R (1, 8) OBP: 0.362, SLG: 0.395										3	1	0	0	1	0				
Miguel Ojeda, R (1, 2) OBP: 0.314, SLG: 0.267										4	1	1	2	0	0				
3 Khalil Greene, R (1, 6) OBP: 0.353, SLG: 0.406										4	0	2	1	0	0				
Ismael Valdez, R (1, 1) Terrence Long, L (5, 1) Brandon Fuller, R (5, 1) Eddie Oropesa, L (5, 1) Scott Linebrink, R (5, 1) Kerry Robinson, L (5, 1) OBP: 0.125, SLG: 0.143										1	0	0	1	0	1				
<b>Inning Stats</b>	R: 6 E: 0 K: 0 S: 18	H: 4 LOB: 1 BB: 3 P: 35	R: 1 E: 0 K: 0 S: 10	H: 1 LOB: 0 BB: 0 P: 14	R: 0 E: 0 K: 0 S: 5	H: 0 LOB: 0 BB: 0 P: 9	R: 0 E: 0 K: 1 S: 7	H: 0 LOB: 0 BB: 0 P: 10	R: 0 E: 0 K: 0 S: 11	H: 1 LOB: 1 BB: 0 P: 21	R: 0 E: 0 K: 0 S: 12	H: 0 LOB: 0 BB: 0 P: 18	R: 0 E: 0 K: 0 S: 6	H: 0 LOB: 0 BB: 0 P: 9	R: 0 E: 0 K: 0 S: 4	H: 0 LOB: 0 BB: 0 P: 5		1B: 4 2B: 2 3B: 0 HR: 1	SF: 1 SAC: 0 DP: 1 HBP: 0
<b>PITCHER</b>	IP WLS BF H R ER SO BB IBB HBP BLK WP HR S P ERA WHIP																		
Ryan Vogelsong, R (1, 1) ERA: 7.07	4.0 22 6 7 7 1 3 1 0 0 0 0 1 44 79 15.75 2.250																		
Brian Boehringer, R (5, 1) ERA: 3.8	1.1 4 1 0 0 0 0 0 0 0 0 0 0 12 18 0.00 0.750																		
Michael Gonzalez, L (6, 1) ERA: 0.00	1.2 W 5 0 0 0 3 0 0 0 0 0 0 0 18 28 0.00 0.000																		
16 Salomon Torres, R (8, 1) ERA: 3.28	1.0 H 3 0 0 0 0 0 0 0 0 0 0 0 6 9 0.00 0.000																		
Jose Mesa, R (9, 1) ERA: 0.49	1.0 S 3 0 0 0 0 0 0 0 0 0 0 0 4 5 0.00 0.000																		

AB	32
R	7
H	7
RBI	7
BB	4
SO	4
LOB	7



Batter	1	2	3	4	5	6	7	8	9	AB	R	H	RBI	BB	SO	LOB	BOTTOM		
18 Jason Kendall, R (1, 2) OBP: 0.377, SLG: 0.349										5	0	1	1	0	1	3	<b>San Diego Padres @ Pittsburgh Pirates</b> PNC Park, Pittsburgh, PA Thu May 20 2004, 7:05 PM EDT Att: 11,029 - Cloudy - 76 F		
Jose Castillo, R (1, 4) OBP: 0.353, SLG: 0.391										3	1	1	0	1	0				
Daryle Ward, L (1, 3) OBP: 0.395, SLG: 0.865										4	2	3	3	1	0	2			
Craig Wilson, R (1, 9) OBP: 0.414, SLG: 0.627										5	1	1	0	0	1	3			
Rob Mackowiak, L (1, 5) OBP: 0.341, SLG: 0.529										4	0	0	0	0	0	2			
Chris Stynes, R (9, 5) OBP: 0.260, SLG: 0.286										0	0	0	0	0	0	0			
Jason Bay, R (1, 7) OBP: 0.405, SLG: 0.545										4	2	3	3	0	1	0			
Tike Redman, L (1, 8) OBP: 0.282, SLG: 0.329										4	1	2	0	0	0	1			
Abraham Nunez, S (1, 6) OBP: 0.320, SLG: 0.404										4	1	2	0	0	0	1			
Ryan Vogelsong, R (1, 1) ERA: 4.47	5.0 27 10 7 5 5 1 0 0 0 0 0 0 1 20 28 9.00 2.200																		
Brian Boehringer, R (5, 1) ERA: 5.09	2.1 L 11 4 2 2 0 0 0 0 0 0 0 0 1 20 28 7.71 1.714																		
Eddie Oropesa, L (8, 1) ERA: 11.0	0.0 1 0 0 0 0 1 0 0 0 0 0 0 2 6 ∞ ∞																		
Scott Linebrink, R (8, 1) ERA: 1.46	0.2 1 0 0 0 0 0 0 0 0 0 0 0 2 3 0.00 0.000																		
<b>Inning Stats</b>	R: 1 E: 0 K: 0 S: 7	H: 2 LOB: 1 BB: 0 P: 11	R: 2 E: 1 K: 1 S: 13	H: 2 LOB: 2 BB: 1 P: 24	R: 2 E: 0 K: 2 S: 20	H: 4 LOB: 2 BB: 0 P: 26	R: 1 E: 0 K: 1 S: 11	H: 1 LOB: 0 BB: 0 P: 17	R: 1 E: 0 K: 0 S: 8	H: 1 LOB: 0 BB: 0 P: 10	R: 1 E: 0 K: 0 S: 6	H: 1 LOB: 0 BB: 0 P: 8	R: 0 E: 0 K: 0 S: 10	H: 1 LOB: 1 BB: 0 P: 13	R: 1 E: 0 K: 0 S: 8	H: 2 LOB: 1 BB: 1 P: 16	1B: 8 2B: 2 3B: 0 HR: 4	SF: 0 SAC: 2 DP: 1 HBP: 0	WP: 0 PA: 40
<b>PITCHER</b>	IP WLS BF H R ER SO BB IBB HBP BLK WP HR S P ERA WHIP																		
Ismael Valdez, R (1, 1) ERA: 4.47	5.0 27 10 7 5 5 1 0 0 0 0 0 0 1 20 28 9.00 2.200																		
Brian Boehringer, R (5, 1) ERA: 5.09	2.1 L 11 4 2 2 0 0 0 0 0 0 0 0 1 20 28 7.71 1.714																		
Eddie Oropesa, L (8, 1) ERA: 11.0	0.0 1 0 0 0 0 1 0 0 0 0 0 0 2 6 ∞ ∞																		
Scott Linebrink, R (8, 1) ERA: 1.46	0.2 1 0 0 0 0 0 0 0 0 0 0 0 2 3 0.00 0.000																		

AB	36
R	9
H	14
RBI	7
BB	2
SO	5
LOB	14





Batter	1	2	3	4	5	6	7	8	9	AB	R	H	RBI	BB	SO	LOB	TOP										
Scott Podsednik, L (1, 8) OBP: 0.343, SLG: 0.406	F8		G4-3		L9			G4-6-3		4	0	0	0	0	0	2	<b>Milwaukee Brewers @ Pittsburgh Pirates</b> PNC Park, Pittsburgh, PA Sat May 22 2004, 7:05 PM EDT Att: 25,736 - Cloudy - 79 F										
Craig Counsell, L (1, 6) OBP: 0.354, SLG: 0.346	L6		G4-3				F7	E4		4	0	0	0	0	0	0											
Junior Spivey, R (1, 4) OBP: 0.349, SLG: 0.464	G1-3		K				G1-3		F7	4	0	0	0	0	1	0											
Geoff Jenkins, L (1, 7) OBP: 0.328, SLG: 0.440					G6-3			G4-3		4	1	2	0	0	0	0											
Lyle Overbay, L (1, 3) OBP: 0.416, SLG: 0.608										3	0	1	0	1	0	1											
Keith Ginter, R (1, 5) OBP: 0.347, SLG: 0.463										4	0	1	0	0	0	3											
Ben Grieve, L (1, 9) Brady Clark, R (7, PH) OBP: 0.353, SLG: 0.361										1	0	0	0	1	1	0											
Chad Moeller, R (1, 2) OBP: 0.330, SLG: 0.398										3	0	2	1	0	0	1											
15 Ben Sheets, R (1, 1) 2 Bill Hall, R (8, PH) Brooks Kieschnick, L (8, 1) OBP: 0.375, SLG: 0.545										1	0	0	0	0	0	2											
<b>Inning Stats</b>	R: 0 E: 0 K: 0 S: 9	H: 0 LOB: 0 BB: 0 P: 13	R: 1 E: 0 K: 0 S: 15	H: 2 LOB: 2 BB: 2 P: 29	R: 0 E: 0 K: 1 S: 8	H: 0 LOB: 0 BB: 0 P: 10	R: 0 E: 0 K: 0 S: 4	H: 0 LOB: 0 BB: 0 P: 9	R: 0 E: 0 K: 1 S: 11	H: 1 LOB: 1 BB: 0 P: 17	R: 0 E: 0 K: 0 S: 7	H: 0 LOB: 0 BB: 0 P: 11	R: 0 E: 0 K: 0 S: 8	H: 2 LOB: 1 BB: 0 P: 11	R: 0 E: 1 K: 0 S: 8	H: 1 LOB: 0 BB: 0 P: 14		R: 0 E: 0 K: 0 S: 11	H: 1 LOB: 1 BB: 0 P: 14	1B: 6 2B: 1 3B: 0 HR: 0	SF: 0 SAC: 1 DP: 3 HBP: 0	WP: 0 PB: 0 CS: 0	PA: 33				
<b>PITCHER</b>	IP	WLS	BF	H	R	ER	SO	BB	IBB	HBP	BLK	WP	HR	S	P	ERA	WHIP										
Josh Fogg, R (1, 1) ERA: 6.81	6.0	W	24	5	1	1	2	2	0	0	0	0	0	59	97	1.50	1.167										
34 John Grabow, L (7, 1) ERA: 3.45	1.0	H	2	0	0	0	0	0	0	0	0	0	0	3	3	0.00	0.000										
16 Salomon Torres, R (8, 1) ERA: 3.16	1.0	H	3	1	0	0	0	0	0	0	0	0	0	8	14	0.00	1.000										
Jose Mesa, R (9, 1) ERA: 0.47	1.0	S	4	1	0	0	0	0	0	0	0	0	0	11	14	0.00	1.000										

Batter	1	2	3	4	5	6	7	8	9	AB	R	H	RBI	BB	SO	LOB	BOTTOM										
18 Jason Kendall, R (1, 2) OBP: 0.380, SLG: 0.353	G6-3							G6-3		4	0	2	0	0	0	0	<b>Milwaukee Brewers @ Pittsburgh Pirates</b> PNC Park, Pittsburgh, PA Sat May 22 2004, 7:05 PM EDT Att: 25,736 - Cloudy - 79 F										
2 Jack Wilson, R (1, 6) OBP: 0.375, SLG: 0.553										4	0	3	0	0	0	1											
Daryle Ward, L (1, 3) OBP: 0.357, SLG: 0.780										4	0	0	0	0	0	4											
Craig Wilson, R (1, 9) OBP: 0.410, SLG: 0.614										3	0	0	0	1	2	4											
Rob Mackowiak, L (1, 5) OBP: 0.345, SLG: 0.528										4	2	2	0	0	0	3											
Jose Castillo, R (9, 4) OBP: 0.353, SLG: 0.391										0	0	0	0	0	0	0											
Jason Bay, R (1, 7) OBP: 0.439, SLG: 0.556										3	1	2	0	1	0	1											
Abraham Nunez, S (1, 4) OBP: 0.296, SLG: 0.373										4	0	0	1	0	0	5											
Chris Stynes, R (9, 5) OBP: 0.260, SLG: 0.286										0	0	0	0	0	0	0											
Tike Redman, L (1, 8) OBP: 0.256, SLG: 0.321										4	0	0	1	0	2	4											
Josh Fogg, R (1, 1) 34 John Grabow, L (7, 1) 16 Salomon Torres, R (8, 1) Bobby Hill, S (8, PH) Jose Mesa, R (9, 1) OBP: 0.368, SLG: 0.406										3	0	0	0	0	0	3											
<b>Inning Stats</b>	R: 0 E: 0 K: 1 S: 17	H: 1 LOB: 1 BB: 0 P: 21	R: 1 E: 0 K: 0 S: 8	H: 2 LOB: 1 BB: 0 P: 13	R: 0 E: 0 K: 1 S: 10	H: 2 LOB: 2 BB: 0 P: 12	R: 0 E: 0 K: 1 S: 7	H: 1 LOB: 1 BB: 0 P: 9	R: 0 E: 0 K: 0 S: 6	H: 1 LOB: 0 BB: 0 P: 11	R: 2 E: 1 K: 0 S: 14	H: 0 LOB: 1 BB: 2 P: 26	R: 0 E: 0 K: 0 S: 7	H: 1 LOB: 1 BB: 0 P: 14	R: 0 E: 1 K: 1 S: 12	H: 1 LOB: 2 BB: 0 P: 18	R: 0 E: 1 K: 1 S: 12	H: 1 LOB: 0 BB: 0 P: 18	1B: 9 2B: 0 3B: 0 HR: 0	SF: 0 SAC: 0 DP: 1 HBP: 0	WP: 1 PB: 0 CS: 0	PA: 36					
<b>PITCHER</b>	IP	WLS	BF	H	R	ER	SO	BB	IBB	HBP	BLK	WP	HR	S	P	ERA	WHIP										
15 Ben Sheets, R (1, 1) ERA: 2.86	7.0	L	31	8	3	2	3	2	0	0	0	0	0	69	106	2.57	1.429										
Brooks Kieschnick, R (8, 1) ERA: 1.74	1.0		5	1	0	0	1	0	0	0	0	0	0	12	18	0.00	1.000										





Batter	1	2	3	4	5	6	7	8	9	AB	R	H	RBI	BB	SO	LOB	TOP										
Scott Podsednik, L (1, 8) OBP: 0.347, SLG: 0.404	0-0 1B		0-1 G4-3		4-1 FC1-2 BB		2-2 G4-3			3	0	1	0	1	0	0											
Craig Counsell, L (1, 6) OBP: 0.344, SLG: 0.336	3-1 L6			1-2 F8	0-0 FC1-2		2-2 G4-3			4	0	0	0	0	0	4											
Junior Spivey, R (1, 4) OBP: 0.345, SLG: 0.450	0-3 K			1-0 1B HBP	0-1 F7		2-0 F7			3	0	0	0	0	1	4											
Geoff Jenkins, L (1, 7) OBP: 0.321, SLG: 0.430	1-1 G1-3			0-3 K		1-0 G3-1		2-3 K		4	0	0	0	0	2	2											
Lyle Overbay, L (1, 3) OBP: 0.418, SLG: 0.624		0-2 G4-3		2-0 1B		0-2 HR		3-3 K		4	1	2	1	0	1	0											
Brady Clark, R (1, 9) OBP: 0.337, SLG: 0.342	2-3 K			2-3 K		1-1 G6-3		3-3 K		4	0	0	0	0	3	2											
Keith Ginter, R (1, 5) OBP: 0.344, SLG: 0.482	1-3 K				1-1 F7	3-2 F9		3-2 HR		4	1	1	1	0	1	0											
Chad Moeller, R (1, 2) OBP: 0.327, SLG: 0.391			0-3 K		3-2 BB FC1-2 1B		1-1 G6-3		0-0 P4	4	0	1	0	0	1	0											
Doug Davis, R (1, 1) Ben Griev, L (7, PH) Jeff Bennett, R (7, 1) Luis Vizcaino, R (8, 1) Dan Kolb, R (9, 1)			2-3 K		4-2 FC1-2 BB		2-3 K			1	0	0	0	1	1	0											
<b>Inning Stats</b>	R: 0 E: 0 K: 1 S: 10	H: 1 LOB: 1 BB: 0 P: 14	R: 0 E: 0 K: 2 S: 10	H: 0 LOB: 0 BB: 0 P: 13	R: 0 E: 0 K: 2 S: 9	H: 0 LOB: 0 BB: 0 P: 11	R: 0 E: 0 K: 2 S: 12	H: 1 LOB: 2 BB: 0 P: 18	R: 0 E: 0 K: 0 S: 14	H: 1 LOB: 3 BB: 2 P: 26	R: 1 E: 0 K: 0 S: 11	H: 1 LOB: 0 BB: 0 P: 16	R: 0 E: 0 K: 1 S: 8	H: 0 LOB: 0 BB: 0 P: 13	R: 0 E: 0 K: 1 S: 9	H: 0 LOB: 0 BB: 0 P: 15	R: 1 E: 0 K: 2 S: 13	H: 1 LOB: 0 BB: 0 P: 22	1B: 3 2B: 0 3B: 0 HR: 2	SF: 0 SAC: 0 DP: 0 HBP: 1	WP: 0 PB: 0 CS: 1	PA: 35					
<b>PITCHER</b>	IP	WLS	BF	H	R	ER	SO	BB	IBB	HBP	BLK	WP	HR	S	P	ERA	WHIP										
Kip Wells, R (1, 1) ERA: 3.86	7.0		28	4	1	1	8	2	0	1	0	0	1	74	111	1.29	0.857										
37 Mike Johnston, L (8, 1) ERA: 1.35	1.1	4	0	0	0	2	0	0	0	0	0	0	0	14	23	0.00	0.000										
Brian Meadows, R (9, 1) ERA: 2.1	0.2	L	3	1	1	1	1	0	0	0	0	0	1	8	14	13.50	1.500										

Milwaukee Brewers @ Pittsburgh Pirates  
PNC Park, Pittsburgh, PA  
Sun May 23 2004, 1:35 PM EDT  
Att: 19,326 - Cloudy - 83 F

AB 32  
R 2  
H 5  
RBI 2  
BB 2  
SO 11  
LOB 12



Batter	1	2	3	4	5	6	7	8	9	AB	R	H	RBI	BB	SO	LOB	BOTTOM										
18 Jason Kendall, R (1, 2) OBP: 0.374, SLG: 0.348	0-2 FC4-6 1B		3-2 G6-3		2-1 F7		0-1 F9		1-2 P3	5	0	1	0	0	0	3											
2 Jack Wilson, R (1, 6) OBP: 0.372, SLG: 0.545	3-2 FC4-6 2B		2-2 G5-3		1-1 G5-3		3-2 1B			4	0	1	0	0	0	1											
Jason Bay, R (1, 7) 37 Mike Johnston, L (8, 1) Brian Meadows, R (9, 1)	2-3 K		2-3 K			0-0 FC4-6 2B	0-3 K			4	0	1	0	0	3	3											
Craig Wilson, R (1, 9) OBP: 0.418, SLG: 0.643	0-0 2B		1-2 1B			1-3 K		0-0 HR		4	1	3	1	0	1	1											
Ruben Mateo, R (1, 8) Tike Redman, L (7, 8) OBP: 0.254, SLG: 0.319	0-0 G3		1-2 F9			4-2 FC4-6 BB		0-3 K		2	0	0	0	1	0	3											
Daryle Ward, L (1, 3) OBP: 0.348, SLG: 0.733		0-0 2B 1B		1-3 K		2-1 FC4-6		2-2 G4-3		4	0	1	0	0	1	2											
Chris Stynes, R (1, 5) OBP: 0.259, SLG: 0.284		0-1 P4		1-1 1B		2-0 P5		0-1 G6-3		4	0	1	0	0	0	3											
Jose Castillo, R (1, 4) Bobby Hill, S (9, PH) OBP: 0.354, SLG: 0.400		1-3 K		0-1 G3-1			0-1 L4		3-2 G4-3	3	0	0	0	0	1	1											
Kip Wells, R (1, 1) Rob Mackowiak, L (7, PH) OBP: 0.348, SLG: 0.528		0-0 2B			0-3 K		2-2 2B 1B		2-2 F7	2	0	1	0	0	1	0											
<b>Inning Stats</b>	R: 0 E: 0 K: 1 S: 11	H: 2 LOB: 2 BB: 0 P: 16	R: 0 E: 0 K: 1 S: 12	H: 2 LOB: 2 BB: 0 P: 16	R: 0 E: 0 K: 1 S: 12	H: 1 LOB: 1 BB: 0 P: 18	R: 0 E: 0 K: 1 S: 7	H: 1 LOB: 0 BB: 0 P: 9	R: 0 E: 0 K: 1 S: 7	H: 0 LOB: 0 BB: 0 P: 10	R: 0 E: 0 K: 1 S: 12	H: 1 LOB: 2 BB: 1 P: 21	R: 0 E: 0 K: 1 S: 13	H: 2 LOB: 2 BB: 0 P: 18	R: 1 E: 0 K: 0 S: 10	H: 1 LOB: 0 BB: 0 P: 12	R: 0 E: 0 K: 0 S: 11	H: 0 LOB: 0 BB: 0 P: 17	1B: 6 2B: 3 3B: 0 HR: 1	SF: 0 SAC: 0 DP: 0 HBP: 0	WP: 0 PB: 0 CS: 0	PA: 37					
<b>PITCHER</b>	IP	WLS	BF	H	R	ER	SO	BB	IBB	HBP	BLK	WP	HR	S	P	ERA	WHIP										
Doug Davis, L (1, 1) ERA: 3.65	6.0		25	7	0	0	6	1	0	0	0	0	0	61	90	0.00	1.333										
Jeff Bennett, R (7, 1) ERA: 3.86	1.0	H	5	2	0	0	1	0	0	0	0	0	0	13	18	0.00	2.000										
Luis Vizcaino, R (8, 1) ERA: 3.86	1.0	W	4	1	1	1	1	0	0	0	0	0	1	10	12	9.00	1.000										
Dan Kolb, R (9, 1) ERA: 0.57	1.0	S	3	0	0	0	0	0	0	0	0	0	0	11	17	0.00	0.000										

Milwaukee Brewers @ Pittsburgh Pirates  
PNC Park, Pittsburgh, PA  
Sun May 23 2004, 1:35 PM EDT  
Att: 19,326 - Cloudy - 83 F

AB 36  
R 1  
H 10  
RBI 1  
BB 1  
SO 8  
LOB 17





Batter	1	2	3	4	5	6	7	8	9	AB	R	H	RBI	BB	SO	LOB	TOP								
18 Jason Kendall, R OBP: 0.385, SLG: 0.357										5	3	3	0	1	0	1	<b>Pittsburgh Pirates @ St. Louis Cardinals</b> Busch Stadium, St. Louis, MO Wed May 26 2004, 7:10 PM CDT Att: 29,526 - Unknown - 63 F								
2 Jack Wilson, R OBP: 0.352, SLG: 0.556										6	3	4	1	0	0	2									
Daryle Ward, L OBP: 0.404, SLG: 0.860										5	3	4	6	1	0	1									
Craig Wilson, R OBP: 0.366, SLG: 0.640										4	0	1	1	0	3	2									
Tike Redman, L OBP: 0.253, SLG: 0.317										1	1	0	0	0	0	2									
Rob Mackowiak, L OBP: 0.340, SLG: 0.511										6	0	1	1	0	2	6									
Jason Bay, R OBP: 0.440, SLG: 0.571										2	0	1	1	2	0	1									
Bobby Hill, S OBP: 0.366, SLG: 0.490										5	0	2	1	0	1	3									
37 Mike Johnston, L										0	0	0	0	0	0	0									
Brian Meadows, R										0	0	0	0	0	0	0									
Jose Castillo, R OBP: 0.345, SLG: 0.380										5	1	2	0	0	2	4									
Kris Benson, R OBP: 0.294, SLG: 0.250										3	0	1	0	0	0	3									
16 Salomon Torres, R										0	0	0	0	0	0	0									
34 John Grabow, L										0	0	0	0	0	0	0									
Chris Stynes, R OBP: 0.257, SLG: 0.282										1	0	0	0	0	0	2									
<b>Inning Stats</b>	R: 2 E: 0 K: 1 S: 14	H: 2 LOB: 2 BB: 2 P: 27	R: 0 E: 0 K: 1 S: 9	H: 1 LOB: 0 BB: 0 P: 13	R: 2 E: 0 K: 2 S: 23	H: 3 LOB: 3 BB: 2 P: 38	R: 2 E: 0 K: 1 S: 15	H: 3 LOB: 1 BB: 0 P: 21	R: 4 E: 0 K: 2 S: 16	H: 4 LOB: 0 BB: 0 P: 23	R: 0 E: 0 K: 1 S: 8	H: 1 LOB: 1 BB: 0 P: 11	R: 0 E: 0 K: 0 S: 11	H: 1 LOB: 1 BB: 0 P: 16	R: 1 E: 0 K: 0 S: 16	H: 2 LOB: 2 BB: 0 P: 27	R: 0 E: 0 K: 0 S: 16	H: 2 LOB: 2 BB: 0 P: 20	1B: 13 2B: 4 3B: 1 HR: 1	SF: 1 SAC: 1 DP: 1 HBP: 1	WP: 0 PB: 0 SB: 1 CS: 0	PA: 50			
<b>PITCHER</b>	IP WLS BF H R ER SO BB IBB HBP BLK WP HR S P ERA WHIP	IP WLS BF H R ER SO BB IBB HBP BLK WP HR S P ERA WHIP	IP WLS BF H R ER SO BB IBB HBP BLK WP HR S P ERA WHIP	IP WLS BF H R ER SO BB IBB HBP BLK WP HR S P ERA WHIP	IP WLS BF H R ER SO BB IBB HBP BLK WP HR S P ERA WHIP	IP WLS BF H R ER SO BB IBB HBP BLK WP HR S P ERA WHIP	IP WLS BF H R ER SO BB IBB HBP BLK WP HR S P ERA WHIP	IP WLS BF H R ER SO BB IBB HBP BLK WP HR S P ERA WHIP	IP WLS BF H R ER SO BB IBB HBP BLK WP HR S P ERA WHIP	IP WLS BF H R ER SO BB IBB HBP BLK WP HR S P ERA WHIP	IP WLS BF H R ER SO BB IBB HBP BLK WP HR S P ERA WHIP	IP WLS BF H R ER SO BB IBB HBP BLK WP HR S P ERA WHIP	IP WLS BF H R ER SO BB IBB HBP BLK WP HR S P ERA WHIP	IP WLS BF H R ER SO BB IBB HBP BLK WP HR S P ERA WHIP	IP WLS BF H R ER SO BB IBB HBP BLK WP HR S P ERA WHIP	IP WLS BF H R ER SO BB IBB HBP BLK WP HR S P ERA WHIP	IP WLS BF H R ER SO BB IBB HBP BLK WP HR S P ERA WHIP	IP WLS BF H R ER SO BB IBB HBP BLK WP HR S P ERA WHIP	IP WLS BF H R ER SO BB IBB HBP BLK WP HR S P ERA WHIP	IP WLS BF H R ER SO BB IBB HBP BLK WP HR S P ERA WHIP	IP WLS BF H R ER SO BB IBB HBP BLK WP HR S P ERA WHIP	IP WLS BF H R ER SO BB IBB HBP BLK WP HR S P ERA WHIP	IP WLS BF H R ER SO BB IBB HBP BLK WP HR S P ERA WHIP	IP WLS BF H R ER SO BB IBB HBP BLK WP HR S P ERA WHIP	IP WLS BF H R ER SO BB IBB HBP BLK WP HR S P ERA WHIP

AB	43
R	11
H	19
RBI	11
BB	4
SO	8
LOB	27



Batter	1	2	3	4	5	6	7	8	9	AB	R	H	RBI	BB	SO	LOB	BOTTOM								
Tony Womack, L OBP: 0.326, SLG: 0.364										5	1	2	0	0	0	1	<b>Pittsburgh Pirates @ St. Louis Cardinals</b> Busch Stadium, St. Louis, MO Wed May 26 2004, 7:10 PM CDT Att: 29,526 - Unknown - 63 F								
15 Jim Edmonds, L OBP: 0.362, SLG: 0.578										5	1	3	1	0	1	2									
5 Albert Pujols, R OBP: 0.373, SLG: 0.570										5	1	1	0	0	1	3									
27 Scott Rolen, R OBP: 0.403, SLG: 0.585										4	0	1	2	1	0	2									
John Mabry, L OBP: 0.600, SLG: 0.750										4	2	2	0	1	1	2									
Edgar Renteria, R OBP: 0.320, SLG: 0.387										5	3	3	1	0	1	3									
Reggie Sanders, R OBP: 0.292, SLG: 0.514										5	0	2	1	0	0	2									
Mike Matheny, R OBP: 0.315, SLG: 0.412										5	0	1	2	0	2	3									
Jason Marquis, L ERA: 4.26										1	0	1	1	0	0	0									
Kiko Calero, L ERA: 6.43										0	0	0	0	0	0	0									
Ray King, L ERA: 2.12										0	0	0	0	0	0	0									
Julian Tavarez, R ERA: 3.26										0	0	0	0	0	0	0									
Steve Kline, L ERA: 2.25										0	0	0	0	0	0	0									
<b>Inning Stats</b>	R: 0 E: 0 K: 1 S: 12	H: 1 LOB: 1 BB: 1 P: 21	R: 1 E: 0 K: 1 S: 11	H: 2 LOB: 1 BB: 0 P: 18	R: 1 E: 0 K: 1 S: 11	H: 2 LOB: 1 BB: 0 P: 15	R: 0 E: 0 K: 0 S: 8	H: 0 LOB: 0 BB: 0 P: 14	R: 0 E: 0 K: 0 S: 10	H: 1 LOB: 1 BB: 0 P: 17	R: 1 E: 0 K: 1 S: 11	H: 2 LOB: 1 BB: 0 P: 16	R: 4 E: 0 K: 1 S: 20	H: 5 LOB: 2 BB: 1 P: 30	R: 0 E: 0 K: 0 S: 10	H: 1 LOB: 1 BB: 0 P: 17	R: 1 E: 0 K: 1 S: 11	H: 2 LOB: 1 BB: 0 P: 15	1B: 11 2B: 4 3B: 0 HR: 1	SF: 0 SAC: 0 DP: 0 HBP: 0	WP: 0 PB: 0 SB: 2 CS: 0	PA: 45			
<b>PITCHER</b>	IP WLS BF H R ER SO BB IBB HBP BLK WP HR S P ERA WHIP	IP WLS BF H R ER SO BB IBB HBP BLK WP HR S P ERA WHIP	IP WLS BF H R ER SO BB IBB HBP BLK WP HR S P ERA WHIP	IP WLS BF H R ER SO BB IBB HBP BLK WP HR S P ERA WHIP	IP WLS BF H R ER SO BB IBB HBP BLK WP HR S P ERA WHIP	IP WLS BF H R ER SO BB IBB HBP BLK WP HR S P ERA WHIP	IP WLS BF H R ER SO BB IBB HBP BLK WP HR S P ERA WHIP	IP WLS BF H R ER SO BB IBB HBP BLK WP HR S P ERA WHIP	IP WLS BF H R ER SO BB IBB HBP BLK WP HR S P ERA WHIP	IP WLS BF H R ER SO BB IBB HBP BLK WP HR S P ERA WHIP	IP WLS BF H R ER SO BB IBB HBP BLK WP HR S P ERA WHIP	IP WLS BF H R ER SO BB IBB HBP BLK WP HR S P ERA WHIP	IP WLS BF H R ER SO BB IBB HBP BLK WP HR S P ERA WHIP	IP WLS BF H R ER SO BB IBB HBP BLK WP HR S P ERA WHIP	IP WLS BF H R ER SO BB IBB HBP BLK WP HR S P ERA WHIP	IP WLS BF H R ER SO BB IBB HBP BLK WP HR S P ERA WHIP	IP WLS BF H R ER SO BB IBB HBP BLK WP HR S P ERA WHIP	IP WLS BF H R ER SO BB IBB HBP BLK WP HR S P ERA WHIP	IP WLS BF H R ER SO BB IBB HBP BLK WP HR S P ERA WHIP	IP WLS BF H R ER SO BB IBB HBP BLK WP HR S P ERA WHIP	IP WLS BF H R ER SO BB IBB HBP BLK WP HR S P ERA WHIP	IP WLS BF H R ER SO BB IBB HBP BLK WP HR S P ERA WHIP	IP WLS BF H R ER SO BB IBB HBP BLK WP HR S P ERA WHIP	IP WLS BF H R ER SO BB IBB HBP BLK WP HR S P ERA WHIP	IP WLS BF H R ER SO BB IBB HBP BLK WP HR S P ERA WHIP

AB	43
R	8
H	16
RBI	8
BB	2
SO	6
LOB	22





Batter	1	2	3	4	5	6	7	8	9	AB	R	H	RBI	BB	SO	LOB	TOP				
Abraham Nunez, S OBP: 0.293, SLG: 0.382	G3		G3				K			4	0	1	1	0	1	2	Pittsburgh Pirates @ St. Louis Cardinals Busch Stadium, St. Louis, MO Thu May 27 2004, 12:10 PM CDT Att: 31,107 - Cloudy - 79 F				
2 Jack Wilson, R OBP: 0.374, SLG: 0.543	G6-3		F7				F9			4	0	0	0	0	0	2					
Daryle Ward, L OBP: 0.393, SLG: 0.815				G1-3	P3			K		4	0	1	0	0	1	1					
Craig Wilson, R OBP: 0.419, SLG: 0.632	K							G6-3		2	1	0	0	2	1	1					
Rob Mackowiak, L OBP: 0.344, SLG: 0.511										4	0	2	0	0	1	1					
Jason Bay, R OBP: 0.407, SLG: 0.522										4	0	0	0	0	1	4					
Tike Redman, L OBP: 0.253, SLG: 0.317										3	1	1	1	0	1	0					
11 Humberto Cota, R Chris Shynes, R Michael Gonzalez, R Brian Boehringer, S 34 John Grabow, L Ruben Mateo, R										2	0	0	0	0	2	1					
Ryan Vogelsong, R Bobby Hill, S OBP: 0.357, SLG: 0.417 OBP: 0.369, SLG: 0.403										2	1	2	1	0	0	0					
										2	0	1	0	0	1	1					
<b>Inning Stats</b>	R: 0 E: 0 K: 1 S: 10	H: 1 LOB: 1 BB: 0 P: 17	R: 0 E: 0 K: 0 S: 6	H: 1 LOB: 0 BB: 0 P: 12	R: 0 E: 0 K: 1 S: 10	H: 1 LOB: 1 BB: 0 P: 16	R: 0 E: 0 K: 2 S: 10	H: 0 LOB: 1 BB: 1 P: 18	R: 2 E: 0 K: 1 S: 13	H: 3 LOB: 1 BB: 0 P: 17	R: 1 E: 0 K: 0 S: 11	H: 1 LOB: 1 BB: 0 P: 17	R: 0 E: 0 K: 1 S: 6	H: 1 LOB: 0 BB: 0 P: 11	R: 0 E: 0 K: 1 S: 10	H: 0 LOB: 1 BB: 1 P: 19	1B: 6 2B: 2 3B: 0 HR: 0	SF: 1 SAC: 0 DP: 1 HBP: 0	WP: 0 PB: 0 SB: 1 CS: 1	PA: 36	
<b>PITCHER</b>	IP	WLS	BF	H	R	ER	SO	BB	IBB	HBP	BLK	WP	HR	S	P	ERA	WHIP				
Jeff Suppan, R ERA: 3.83	6.0	W	26	7	3	3	5	2	0	0	0	0	0	60	97	4.50	1.500				
Cal Eldred, R ERA: 5.51	1.0	H	3	1	0	0	1	0	0	0	0	0	0	6	11	0.00	1.000				
Ray King, L ERA: 2.0	1.0	H	3	0	0	0	1	0	0	0	0	0	0	10	15	0.00	0.000				
44 Jason Isringhausen, R ERA: 4.37	1.0	S	4	0	0	0	2	1	0	0	0	0	0	10	19	0.00	1.000				

Batter	1	2	3	4	5	6	7	8	9	AB	R	H	RBI	BB	SO	LOB	BOTTOM				
Tony Womack, L OBP: 0.324, SLG: 0.368	G4-3 5 SF9 2B		K	K		SH5-3		F8		4	1	1	0	0	2	2	Pittsburgh Pirates @ St. Louis Cardinals Busch Stadium, St. Louis, MO Thu May 27 2004, 12:10 PM CDT Att: 31,107 - Cloudy - 79 F				
15 Jim Edmonds, L OBP: 0.383, SLG: 0.567	G4-3					K		G3		3	1	0	0	1	1	3					
5 Albert Pujols, R OBP: 0.383, SLG: 0.570	SF9									0	1	0	1	4	0	0					
27 Scott Rolen, R OBP: 0.398, SLG: 0.595	P3									4	1	1	4	0	2	4					
John Mabry, L OBP: 0.667, SLG: 0.857										3	0	2	0	1	0	2					
Edgar Renteria, R OBP: 0.313, SLG: 0.377										4	1	0	0	0	1	3					
Ray Lankford, L OBP: 0.361, SLG: 0.434										3	0	1	1	1	1	1					
Cody McKay, L OBP: 0.139, SLG: 0.118										4	0	0	0	0	1	4					
Jeff Suppan, R So Taguchi, R Cal Eldred, R Ray King, L Reggie Sanders, R 44 Jason Isringhausen, R										1	1	0	0	1	1	1					
										1	0	1	0	0	0	0					
										0	0	0	0	0	0	0					
										0	0	0	0	0	0	0					
										0	0	0	0	0	0	0					
										0	0	0	0	1	0	0					
										0	0	0	0	0	0	0					
										0	0	0	0	0	0	0					
										0	0	0	0	0	0	0					
<b>Inning Stats</b>	R: 1 E: 0 K: 0 S: 7	H: 1 LOB: 0 BB: 0 P: 11	R: 1 E: 0 K: 1 S: 14	H: 2 LOB: 1 BB: 0 P: 20	R: 3 E: 0 K: 1 S: 16	H: 2 LOB: 2 BB: 3 P: 31	R: 1 E: 0 K: 1 S: 12	H: 0 LOB: 2 BB: 2 P: 22	R: 0 E: 0 K: 2 S: 9	H: 0 LOB: 0 BB: 0 P: 13	R: 0 E: 0 K: 2 S: 11	H: 1 LOB: 2 BB: 1 P: 18	R: 0 E: 0 K: 1 S: 12	H: 0 LOB: 1 BB: 1 P: 19	R: 0 E: 0 K: 1 S: 10	H: 0 LOB: 2 BB: 2 P: 22	1B: 3 2B: 2 3B: 0 HR: 1	SF: 2 SAC: 1 DP: 0 HBP: 1	WP: 0 PB: 0 SB: 3 CS: 0	PA: 40	
<b>PITCHER</b>	IP	WLS	BF	H	R	ER	SO	BB	IBB	HBP	BLK	WP	HR	S	P	ERA	WHIP				
Ryan Vogelsong, R ERA: 7.47	5.0	L	26	5	6	6	5	4	1	1	0	0	0	58	97	10.80	1.800				
Michael Gonzalez, L ERA:	0.2		3	1	0	0	1	0	0	0	0	0	0	6	8	0.00	1.500				
Brian Boehringer, R ERA: 0.57	1.1		6	0	0	0	2	2	0	0	0	0	0	17	29	0.00	1.500				
34 John Grabow, L ERA: 3.18	1.0		5	0	0	0	1	1	1	0	0	0	0	10	22	0.00	1.000				





Batter	1	2	3	4	5	6	7	8	9	AB	R	H	RBI	BB	SO	LOB	TOP								
Todd Walker, L OBP: 0.375, SLG: 0.454 Joe Borowski, R	G6-3		FC1 1B		G1-2-3 SH 1B		1B HR BB		G5-3	4	1	2	0	1	0	0									
Rey Ordonez, R	G5-3		FC1		SH G1-2-3		P3		K	4	0	0	0	0	1	3									
Moises Alou, R OBP: 0.356, SLG: 0.592	1B		F8		G1-2-3		16 BB HR 1B		16 2B BB	4	1	2	0	1	0	5									
16 Aramis Ramirez, R OBP: 0.345, SLG: 0.550	F8			1B 2B	G4-3		1B HR BB		1B 2B	4	2	2	0	1	0	3									
Todd Hollandsworth, L OBP: 0.431, SLG: 0.639 Michael Barrett, R OBP: 0.336, SLG: 0.599	G4-3		G4-3		L8		HR		K	3	0	0	0	0	0	1									
25 Derrek Lee, R OBP: 0.352, SLG: 0.408	K		K		F9		G5-3			4	0	0	0	0	2	1									
Corey Patterson, L OBP: 0.317, SLG: 0.407	G4-3		1B		BB		CS 1B			3	0	2	1	1	0	0									
Paul Bako, L OBP: 0.324, SLG: 0.239 Francis Beltran, R Mike Remlinger, L Jason Dubois, R LaTroy Hawkins, R Ramon Martinez, R OBP: 0.274, SLG: 0.266	1B FC1 1B		G6-3		G3		G6-3		G6-3	3	0	1	0	0	0	2									
Matt Clement, R OBP: 0.182, SLG: 0.190 Jimmy Anderson, L David Kelton, R	K		K		SH G1-2-3 BB		K		G4-3	1	0	0	0	1	1										
<b>Inning Stats</b>	R: 0 E: 0 K: 0 S: 9	H: 1 LOB: 1 BB: 0 P: 14	R: 0 E: 0 K: 1 S: 6	H: 0 LOB: 0 BB: 0 P: 10	R: 0 E: 0 K: 1 S: 13	H: 2 LOB: 2 BB: 0 P: 18	R: 1 E: 0 K: 1 S: 11	H: 2 LOB: 1 BB: 0 P: 17	R: 0 E: 0 K: 0 S: 8	H: 0 LOB: 1 BB: 1 P: 15	R: 0 E: 0 K: 0 S: 7	H: 0 LOB: 1 BB: 1 P: 14	R: 4 E: 0 K: 1 S: 21	H: 2 LOB: 2 BB: 2 P: 35	R: 0 E: 0 K: 0 S: 6	H: 1 LOB: 0 BB: 0 P: 9	R: 0 E: 0 K: 2 S: 13	H: 1 LOB: 2 BB: 1 P: 19	1B: 7 2B: 2 3B: 0 HR: 1	SF: 0 SAC: 1 DP: 1 HBP: 0	WP: 0 PB: 0 SB: 1 CS: 1	PA: 41			
<b>PITCHER</b>	IP	WLS	BF	H	R	ER	SO	BB	IBB	HBP	BLK	WP	HR	S	P	ERA	WHIP								
Kip Wells, R ERA: 4.03	6.2		31	7	4	4	4	4	0	0	0	0	0	69	114	5.40	1.650								
37 Mike Johnston, L ERA: 1.53	0.1	B	3	2	1	1	0	0	0	0	0	0	1	7	10	27.00	6.000								
Brian Meadows, R ERA: 1.98	1.0		2	0	0	0	0	0	0	0	0	0	0	5	8	0.00	0.000								
16 Salomon Torres, R ERA: 3.0	1.0	W	5	1	0	0	2	1	0	0	0	0	0	13	19	0.00	2.000								

Chicago Cubs @ Pittsburgh Pirates  
PNC Park, Pittsburgh, PA  
Fri May 28 2004, 5:05 PM EDT  
Cloudy - 67 F

AB	35
R	5
H	10
RBI	5
BB	5
SO	6
LOB	19



Batter	1	2	3	4	5	6	7	8	9	AB	R	H	RBI	BB	SO	LOB	BOTTOM								
18 Jason Kendall, R OBP: 0.386, SLG: 0.354	G1-3		F8		2 1B SF9 HBP		G5-3		IBB HR 1B	4	2	1	0	0	2										
2 Jack Wilson, R OBP: 0.374, SLG: 0.539	K		K		SF9 1B		1B		L8	5	0	2	2	0	2	4									
Daryle Ward, L OBP: 0.393, SLG: 0.789	K			P5	SF9		1B		HR IBB	3	1	1	1	1	1	0									
Craig Wilson, R OBP: 0.414, SLG: 0.617	K		G5-3		HBP		G4-3		K	4	0	0	0	0	2	3									
Rob Mackowiak, L OBP: 0.340, SLG: 0.521	K		F9		K		G4-3		HR	5	1	1	4	0	2	2									
Randall Simon, L OBP: 0.283, SLG: 0.278 Jose Castillo, R OBP: 0.345, SLG: 0.380 16 Salomon Torres, R	F7			1B HBP WP 1B	G6-3		PB 1B			4	1	2	0	0	0	0									
Bobby Hill, S OBP: 0.386, SLG: 0.392 37 Mike Johnston, L Brian Meadows, R Jason Bay, R OBP: 0.400, SLG: 0.511	F8		F8		WP 2 1B HBP		G5-3		G6-3	2	1	0	0	0	0	0									
Tike Redman, L OBP: 0.264, SLG: 0.339	18 F8 BB 1B			2 1B WP	G3-1				1B 3B	4	2	3	0	0	0	0									
Kip Wells, R OBP: 0.222, SLG: 0.353 Abraham Nunez, S OBP: 0.300, SLG: 0.386	1B			1B HBP	K		F8		18 1B HR 1B	1	0	0	0	1	1	2									
<b>Inning Stats</b>	R: 0 E: 0 K: 2 S: 12	H: 0 LOB: 0 BB: 0 P: 14	R: 0 E: 0 K: 2 S: 8	H: 0 LOB: 0 BB: 0 P: 11	R: 0 E: 0 K: 1 S: 12	H: 1 LOB: 1 BB: 1 P: 20	R: 0 E: 0 K: 0 S: 3	H: 0 LOB: 0 BB: 0 P: 4	R: 4 E: 0 K: 2 S: 19	H: 3 LOB: 2 BB: 0 P: 34	R: 0 E: 0 K: 0 S: 5	H: 0 LOB: 2 BB: 0 P: 7	R: 0 E: 0 K: 0 S: 13	H: 2 LOB: 2 BB: 0 P: 18	R: 0 E: 0 K: 0 S: 8	H: 1 LOB: 2 BB: 0 P: 10	R: 5 E: 0 K: 1 S: 16	H: 4 LOB: 0 BB: 1 P: 31	1B: 9 2B: 0 3B: 1 HR: 1	SF: 1 SAC: 0 DP: 0 HBP: 3	WP: 1 PB: 1 SB: 0 CS: 0	PA: 41			
<b>PITCHER</b>	IP	WLS	BF	H	R	ER	SO	BB	IBB	HBP	BLK	WP	HR	S	P	ERA	WHIP								
Matt Clement, R ERA: 3.05	4.2		22	4	4	4	6	1	0	0	0	0	0	8	10	0.00	0.000								
Jimmy Anderson, L ERA: 3.31	1.1		4	0	0	0	1	0	0	0	0	0	0	8	10	0.00	1.500								
Francis Beltran, R ERA: 3.31	0.2	H	3	1	0	0	0	0	0	0	0	0	0	7	10	0.00	1.500								
Mike Remlinger, L ERA: 1.05	0.1	H	1	1	0	0	0	0	0	0	0	0	0	6	8	0.00	3.000								
LaTroy Hawkins, R ERA: 1.05	1.0	H	4	1	0	0	0	0	0	0	0	0	0	8	10	0.00	1.000								

Chicago Cubs @ Pittsburgh Pirates  
PNC Park, Pittsburgh, PA  
Fri May 28 2004, 5:05 PM EDT  
Cloudy - 67 F

AB	35
R	9
H	11
RBI	8
BB	2
SO	8
LOB	14









Batter	1	2	3	4	5	6	7	8	9	AB	R	H	RBI	BB	SO	LOB	TOP		
Todd Walker, L (1,4) OBP: 0.382, SLG: 0.463 Francis Beltran, R (7,1) Jason Dubois, R (9,PH) OBP: 0.111, SLG: 0.125	4-1 F7 16 1B BB	0-1 L5		1 SAFE 2-1 1B 2B			1-2 E1 FC6-4		1-1 F9	3	1	1	1	1	0	0			
Michael Barrett, R (1,2) OBP: 0.368, SLG: 0.574	4-0 F7 16 1B BB		2-0 1B	2-2 1B			0-1 L8		1-2 16 1B 1B	4	1	3	0	1	0	1			
Moises Alou, R (1,7) OBP: 0.354, SLG: 0.581	2-1 F7		0-1 1B		1-2 F7		2-2 FC6-4		1-1 16 1B	5	0	2	0	0	0	3			
16 Aramis Ramirez, R (1,5) OBP: 0.348, SLG: 0.558	1-2 25 HR 1B		0-0 F8		2-1 G1-3			0-0 HR	2-2 16 1B 1B	5	2	3	4	0	0	2			
Todd Hollandsworth, L (1,9) OBP: 0.405, SLG: 0.603	1-0 F9		1-3 K		1-0 G4-3			3-2 G4-3	1-0 16 1B 1B	5	0	0	0	0	1	6			
25 Derrek Lee, R (1,3) OBP: 0.346, SLG: 0.412	3-2 HR		2-2 F8		0-1 L5			2-1 L5		4	1	1	2	0	0	2			
Corey Patterson, L (1,8) OBP: 0.318, SLG: 0.429	0-3 K			2-2 G3-1		1-0 F8		0-2 3B		4	0	1	0	0	1	0			
Ramon Martinez, R (1,6) OBP: 0.301, SLG: 0.294 43 Michael Wuerz, R (6,1) Jose Macias, S (7,4) OBP: 0.295, SLG: 0.410		0-1 F8		3-2 2B 1B		2-2 G1-3		0-3 K		3	1	1	0	0	0	0			
Sergio Mitre, R (1,1) OBP: 0.125, SLG: 0.133 Jimmy Anderson, L (4,1) Rey Ordonez, R (6,6)		1-3 K		1-1 F7			1-0 F7		4-2 16 1B BB	2	0	0	0	0	1	1			
<b>Inning Stats</b>	R: 4 H: 2 E: 0 K: 1 S: 13	LOB: 0 BB: 2 P: 28	R: 0 H: 0 E: 0 K: 1 S: 9	LOB: 0 BB: 0 P: 10	R: 0 H: 2 E: 0 K: 1 S: 10	LOB: 2 BB: 0 P: 15	R: 1 H: 3 E: 0 K: 0 S: 14	LOB: 0 BB: 0 P: 24	R: 0 H: 0 E: 0 K: 0 S: 6	LOB: 0 BB: 0 P: 10	R: 0 H: 0 E: 1 K: 0 S: 12	LOB: 1 BB: 0 P: 16	R: 1 H: 2 E: 0 K: 1 S: 12	LOB: 2 BB: 1 P: 17	R: 1 H: 3 E: 0 K: 0 S: 16	LOB: 2 BB: 1 P: 26	1B: 8 2B: 1 3B: 1 HR: 2	SF: 0 SAC: 0 DP: 1 HBP: 0	WP: 0 PA: 41 PB: 0 SB: 0 CS: 0
<b>PITCHER</b>	IP WLS BF H R ER SO BB IBB HBP BLK WP HR S P ERA WHIP	IP WLS BF H R ER SO BB IBB HBP BLK WP HR S P ERA WHIP	IP WLS BF H R ER SO BB IBB HBP BLK WP HR S P ERA WHIP	IP WLS BF H R ER SO BB IBB HBP BLK WP HR S P ERA WHIP	IP WLS BF H R ER SO BB IBB HBP BLK WP HR S P ERA WHIP	IP WLS BF H R ER SO BB IBB HBP BLK WP HR S P ERA WHIP	IP WLS BF H R ER SO BB IBB HBP BLK WP HR S P ERA WHIP	IP WLS BF H R ER SO BB IBB HBP BLK WP HR S P ERA WHIP	IP WLS BF H R ER SO BB IBB HBP BLK WP HR S P ERA WHIP	IP WLS BF H R ER SO BB IBB HBP BLK WP HR S P ERA WHIP	IP WLS BF H R ER SO BB IBB HBP BLK WP HR S P ERA WHIP	IP WLS BF H R ER SO BB IBB HBP BLK WP HR S P ERA WHIP	IP WLS BF H R ER SO BB IBB HBP BLK WP HR S P ERA WHIP	IP WLS BF H R ER SO BB IBB HBP BLK WP HR S P ERA WHIP	IP WLS BF H R ER SO BB IBB HBP BLK WP HR S P ERA WHIP	IP WLS BF H R ER SO BB IBB HBP BLK WP HR S P ERA WHIP	IP WLS BF H R ER SO BB IBB HBP BLK WP HR S P ERA WHIP	IP WLS BF H R ER SO BB IBB HBP BLK WP HR S P ERA WHIP	IP WLS BF H R ER SO BB IBB HBP BLK WP HR S P ERA WHIP

Chicago Cubs @ Pittsburgh Pirates  
PNC Park, Pittsburgh, PA  
Sat May 29 2004, 7:05 PM EDT  
Att: 37,806 - Cloudy - 68 F

AB 38  
R 7  
H 12  
RBI 7  
BB 3  
SO 4  
LOB 17



Batter	1	2	3	4	5	6	7	8	9	AB	R	H	RBI	BB	SO	LOB	BOTTOM		
18 Jason Kendall, R (1,2) OBP: 0.401, SLG: 0.378	0-1 1B 2B	4-1 2B BB		2-1 2B 1B	3-2 2S		3-2 F8	1-1 2 FC6-4 1B		5	1	4	0	1	0	0			
2 Jack Wilson, R (1,6) OBP: 0.374, SLG: 0.529	1-1 G5-3	1-0 1B		1-1 2B 1B	2-1 G1-3		2-2 G1-3	0-1 FC6-4		6	1	2	2	0	0	3			
Daryle Ward, L (1,9) OBP: 0.400, SLG: 0.754	0-2 HBP 1B	0-0 P5		4-0 2B HR BB		2-3 K	2-2 1B 2B			4	2	2	0	1	1	2			
Craig Wilson, R (1,7) OBP: 0.428, SLG: 0.646	2-1 HBP		1-0 FC6-4 1B	1-0 HR 2B		3-2 1B HBP	1-2 2B 1B			3	3	3	1	0	0	0			
Rob Mackowiak, L (1,5) OBP: 0.356, SLG: 0.572	0-3 K		0-0 FC6-4 1B	2-2 HR		4-2 1B HBP	1-1 2B			4	2	2	5	0	1	4			
Randall Simon, L (1,3) OBP: 0.318, SLG: 0.317 34 John Grabow, L (8,1) Jose Mesa, R (9,1)	1-1 G4-3		0-0 G4-6-3 1B	3-1 HR 1B		0-2 E7 SF9	4-0 2B			4	0	3	1	1	0	3			
Bobby Hill, S (1,4) OBP: 0.370, SLG: 0.378 Michael Gonzalez, R (7,1) Brian Meadows, R (7,1) Jason Bay, R (7,PH) OBP: 0.361, SLG: 0.453		2-1 FC4-6 HBP	1-1 G4-6-3	0-0 G6-3		4-2 BB	0-1 G2-3			2	0	0	0	1	0	3			
Tike Redman, L (1,8) OBP: 0.266, SLG: 0.333		0-0 FC4-6 2 SH2-4 1B		0-1 G3	2-1 G6-3	3-2 SF9		4-1 18 CS SH1-3 BB		3	1	0	1	1	0	1			
Josh Fogg, R (1,1) Abraham Nunez, S (6,PH) OBP: 0.295, SLG: 0.379		0-0 SH2-4		1-1 G6-3	3-2 G6-3		0-0 L5			2	0	0	0	0	0	0			
<b>Inning Stats</b>	R: 0 H: 2 E: 0 K: 1 S: 13	LOB: 3 BB: 0 P: 17	R: 1 H: 1 E: 0 K: 0 S: 6	LOB: 2 BB: 1 P: 13	R: 0 H: 2 E: 0 K: 0 S: 5	LOB: 1 BB: 0 P: 7	R: 5 H: 5 E: 0 K: 0 S: 15	LOB: 1 BB: 1 P: 29	R: 0 H: 1 E: 0 K: 0 S: 10	LOB: 1 BB: 0 P: 20	R: 2 H: 1 E: 1 K: 1 S: 17	LOB: 2 BB: 1 P: 33	R: 2 H: 3 E: 0 K: 0 S: 20	LOB: 1 BB: 1 P: 33	R: 0 H: 1 E: 0 K: 0 S: 6	LOB: 1 BB: 1 P: 11	1B: 10 2B: 5 3B: 0 HR: 1	SF: 1 SAC: 2 DP: 1 HBP: 4	WP: 0 PA: 47 PB: 0 SB: 2 CS: 1
<b>PITCHER</b>	IP WLS BF H R ER SO BB IBB HBP BLK WP HR S P ERA WHIP	IP WLS BF H R ER SO BB IBB HBP BLK WP HR S P ERA WHIP	IP WLS BF H R ER SO BB IBB HBP BLK WP HR S P ERA WHIP	IP WLS BF H R ER SO BB IBB HBP BLK WP HR S P ERA WHIP	IP WLS BF H R ER SO BB IBB HBP BLK WP HR S P ERA WHIP	IP WLS BF H R ER SO BB IBB HBP BLK WP HR S P ERA WHIP	IP WLS BF H R ER SO BB IBB HBP BLK WP HR S P ERA WHIP	IP WLS BF H R ER SO BB IBB HBP BLK WP HR S P ERA WHIP	IP WLS BF H R ER SO BB IBB HBP BLK WP HR S P ERA WHIP	IP WLS BF H R ER SO BB IBB HBP BLK WP HR S P ERA WHIP	IP WLS BF H R ER SO BB IBB HBP BLK WP HR S P ERA WHIP	IP WLS BF H R ER SO BB IBB HBP BLK WP HR S P ERA WHIP	IP WLS BF H R ER SO BB IBB HBP BLK WP HR S P ERA WHIP	IP WLS BF H R ER SO BB IBB HBP BLK WP HR S P ERA WHIP	IP WLS BF H R ER SO BB IBB HBP BLK WP HR S P ERA WHIP	IP WLS BF H R ER SO BB IBB HBP BLK WP HR S P ERA WHIP	IP WLS BF H R ER SO BB IBB HBP BLK WP HR S P ERA WHIP	IP WLS BF H R ER SO BB IBB HBP BLK WP HR S P ERA WHIP	IP WLS BF H R ER SO BB IBB HBP BLK WP HR S P ERA WHIP

Chicago Cubs @ Pittsburgh Pirates  
PNC Park, Pittsburgh, PA  
Sat May 29 2004, 7:05 PM EDT  
Att: 37,806 - Cloudy - 68 F

AB 35  
R 10  
H 16  
RBI 10  
BB 5  
SO 2  
LOB 20









Batter	1	2	3	4	5	6	7	8	9	AB	R	H	RBI	BB	SO	LOB	TOP							
Tony Womack, L (1,4) OBP: 0.321, SLG: 0.376	G4-3		G3-1			HR		G4-3		5	2	2	1	0	0	2	<b>St. Louis Cardinals @ Pittsburgh Pirates</b> PNC Park, Pittsburgh, PA Mon May 31 2004, 4:35 PM EDT Att: 12,582 - Unknown - 71 F							
Edgar Renteria, R (1,6) OBP: 0.305, SLG: 0.361	K		2B					K		5	1	1	1	0	3	3								
5 Albert Pujols, R (1,3) So Taguchi, R (9,7) OBP: 0.320, SLG: 0.438	F8		2B						F8	4	1	2	2	1	0	0								
27 Scott Rolen, R (1,5) OBP: 0.407, SLG: 0.625			1B							0	0	0	0	0	0	0								
15 Jim Edmonds, L (1,8) OBP: 0.358, SLG: 0.536										4	2	3	3	1	0	2								
Reggie Sanders, R (1,9) OBP: 0.286, SLG: 0.484										5	0	1	0	0	1	3								
John Mabry, L (1,7) OBP: 0.435, SLG: 0.524										5	0	0	0	0	2	6								
Mike Matheny, R (1,2) OBP: 0.299, SLG: 0.384										4	0	1	1	0	0	1								
Jason Marquis, L (1,1) Steve Kline, S (8,1) Julian Tavarez, L (8,1)										4	0	0	0	0	0	1								
										0	0	0	0	0	0	0								
										0	0	0	0	0	0	0								
										0	0	0	0	0	0	0								
<b>Inning Stats</b>	R: 0 E: 0 K: 1 S: 7	H: 0 LOB: 0 BB: 0 P: 9	R: 1 E: 0 K: 0 S: 14	H: 1 LOB: 1 BB: 1 P: 22	R: 4 E: 0 K: 1 S: 20	H: 4 LOB: 0 BB: 0 P: 27	R: 0 E: 0 K: 0 S: 3	H: 1 LOB: 0 BB: 0 P: 5	R: 1 E: 1 K: 1 S: 17	H: 2 LOB: 3 BB: 1 P: 27	R: 2 E: 1 K: 1 S: 16	H: 3 LOB: 2 BB: 0 P: 21	R: 0 E: 0 K: 0 S: 7	H: 0 LOB: 0 BB: 0 P: 11	R: 0 E: 0 K: 1 S: 10	H: 1 LOB: 1 BB: 0 P: 15	R: 0 E: 0 K: 2 S: 13	H: 1 LOB: 1 BB: 0 P: 20	1B: 8 2B: 3 3B: 0 HR: 2	SF: 0 SAC: 0 DP: 1 HBP: 0	WP: 1 PB: 0 SB: 0 CS: 0	PA: 42		
<b>PITCHER</b>	IP WLS BF H R ER SO BB IBB HBP BLK WP HR S P ERA WHIP	IP WLS BF H R ER SO BB IBB HBP BLK WP HR S P ERA WHIP	IP WLS BF H R ER SO BB IBB HBP BLK WP HR S P ERA WHIP	IP WLS BF H R ER SO BB IBB HBP BLK WP HR S P ERA WHIP	IP WLS BF H R ER SO BB IBB HBP BLK WP HR S P ERA WHIP	IP WLS BF H R ER SO BB IBB HBP BLK WP HR S P ERA WHIP	IP WLS BF H R ER SO BB IBB HBP BLK WP HR S P ERA WHIP	IP WLS BF H R ER SO BB IBB HBP BLK WP HR S P ERA WHIP	IP WLS BF H R ER SO BB IBB HBP BLK WP HR S P ERA WHIP	IP WLS BF H R ER SO BB IBB HBP BLK WP HR S P ERA WHIP	IP WLS BF H R ER SO BB IBB HBP BLK WP HR S P ERA WHIP	IP WLS BF H R ER SO BB IBB HBP BLK WP HR S P ERA WHIP	IP WLS BF H R ER SO BB IBB HBP BLK WP HR S P ERA WHIP	IP WLS BF H R ER SO BB IBB HBP BLK WP HR S P ERA WHIP	IP WLS BF H R ER SO BB IBB HBP BLK WP HR S P ERA WHIP	IP WLS BF H R ER SO BB IBB HBP BLK WP HR S P ERA WHIP	IP WLS BF H R ER SO BB IBB HBP BLK WP HR S P ERA WHIP	IP WLS BF H R ER SO BB IBB HBP BLK WP HR S P ERA WHIP	IP WLS BF H R ER SO BB IBB HBP BLK WP HR S P ERA WHIP	IP WLS BF H R ER SO BB IBB HBP BLK WP HR S P ERA WHIP	IP WLS BF H R ER SO BB IBB HBP BLK WP HR S P ERA WHIP	IP WLS BF H R ER SO BB IBB HBP BLK WP HR S P ERA WHIP	IP WLS BF H R ER SO BB IBB HBP BLK WP HR S P ERA WHIP	IP WLS BF H R ER SO BB IBB HBP BLK WP HR S P ERA WHIP

AB 40  
R 8  
H 13  
RBI 8  
BB 2  
SO 7  
LOB 20



Batter	1	2	3	4	5	6	7	8	9	AB	R	H	RBI	BB	SO	LOB	BOTTOM							
18 Jason Kendall, R (1,2) OBP: 0.401, SLG: 0.382	G5-3		G5-3						L4	5	0	1	0	0	0	0	<b>St. Louis Cardinals @ Pittsburgh Pirates</b> PNC Park, Pittsburgh, PA Mon May 31 2004, 4:35 PM EDT Att: 12,582 - Unknown - 71 F							
2 Jack Wilson, R (1,6) OBP: 0.397, SLG: 0.515	G1-3		1B					F7		4	0	1	0	0	1	1								
Daryle Ward, L (1,3) OBP: 0.418, SLG: 0.722	HR		G6-5-3					F8		3	1	1	0	1	0	1								
Craig Wilson, R (1,9) OBP: 0.433, SLG: 0.656	HR							1B		4	1	4	2	0	0	0								
Rob Mackowiak, L (1,5)	L6							1B		4	1	1	0	0	0	3								
Jason Bay, R (1,7) OBP: 0.377, SLG: 0.517								FC3-6		4	1	1	0	0	0	3								
Tike Redman, L (1,8) Ruben Mateo, R (8,PH) Randall Simon, L (8,PH)								P2		4	0	2	1	0	1	4								
Bobby Hill, S (1,4) OBP: 0.351, SLG: 0.356								F9		3	0	0	0	0	1	4								
Kris Benson, R (1,1) Mark Corey, R (6,1) Abraham Nunez, S (9,PH)								K		0	0	0	0	0	0	0								
										1	0	0	0	0	1	2								
										4	0	0	0	0	0	3								
										2	0	0	0	0	1	1								
										1	0	0	0	0	1	0								
										1	0	0	0	0	0	0								
<b>Inning Stats</b>	R: 2 E: 0 K: 0 S: 11	H: 2 LOB: 0 BB: 0 P: 13	R: 0 E: 0 K: 0 S: 12	H: 1 LOB: 0 BB: 0 P: 20	R: 0 E: 0 K: 0 S: 8	H: 1 LOB: 0 BB: 0 P: 11	R: 0 E: 0 K: 2 S: 14	H: 2 LOB: 2 BB: 0 P: 19	R: 0 E: 0 K: 0 S: 11	H: 0 LOB: 0 BB: 0 P: 14	R: 1 E: 0 K: 0 S: 12	H: 2 LOB: 1 BB: 0 P: 16	R: 0 E: 0 K: 1 S: 8	H: 1 LOB: 1 BB: 0 P: 15	R: 0 E: 0 K: 1 S: 11	H: 1 LOB: 2 BB: 1 P: 18	R: 0 E: 0 K: 0 S: 7	H: 0 LOB: 0 BB: 0 P: 10	1B: 6 2B: 2 3B: 1 HR: 1	SF: 0 SAC: 0 DP: 1 HBP: 0	WP: 0 PB: 0 SB: 0 CS: 0	PA: 37		
<b>PITCHER</b>	IP WLS BF H R ER SO BB IBB HBP BLK WP HR S P ERA WHIP	IP WLS BF H R ER SO BB IBB HBP BLK WP HR S P ERA WHIP	IP WLS BF H R ER SO BB IBB HBP BLK WP HR S P ERA WHIP	IP WLS BF H R ER SO BB IBB HBP BLK WP HR S P ERA WHIP	IP WLS BF H R ER SO BB IBB HBP BLK WP HR S P ERA WHIP	IP WLS BF H R ER SO BB IBB HBP BLK WP HR S P ERA WHIP	IP WLS BF H R ER SO BB IBB HBP BLK WP HR S P ERA WHIP	IP WLS BF H R ER SO BB IBB HBP BLK WP HR S P ERA WHIP	IP WLS BF H R ER SO BB IBB HBP BLK WP HR S P ERA WHIP	IP WLS BF H R ER SO BB IBB HBP BLK WP HR S P ERA WHIP	IP WLS BF H R ER SO BB IBB HBP BLK WP HR S P ERA WHIP	IP WLS BF H R ER SO BB IBB HBP BLK WP HR S P ERA WHIP	IP WLS BF H R ER SO BB IBB HBP BLK WP HR S P ERA WHIP	IP WLS BF H R ER SO BB IBB HBP BLK WP HR S P ERA WHIP	IP WLS BF H R ER SO BB IBB HBP BLK WP HR S P ERA WHIP	IP WLS BF H R ER SO BB IBB HBP BLK WP HR S P ERA WHIP	IP WLS BF H R ER SO BB IBB HBP BLK WP HR S P ERA WHIP	IP WLS BF H R ER SO BB IBB HBP BLK WP HR S P ERA WHIP	IP WLS BF H R ER SO BB IBB HBP BLK WP HR S P ERA WHIP	IP WLS BF H R ER SO BB IBB HBP BLK WP HR S P ERA WHIP	IP WLS BF H R ER SO BB IBB HBP BLK WP HR S P ERA WHIP	IP WLS BF H R ER SO BB IBB HBP BLK WP HR S P ERA WHIP	IP WLS BF H R ER SO BB IBB HBP BLK WP HR S P ERA WHIP	IP WLS BF H R ER SO BB IBB HBP BLK WP HR S P ERA WHIP













Batter	1	2	3	4	5	6	7	8	9	AB	R	H	RBI	BB	SO	LOB	TOP										
Tony Womack, L (1.4) OBP: 0.328, SLG: 0.380	K		G1-3			K	L5			4	0	0	0	1	2	0											
Edgar Renteria, R (1.6) OBP: 0.304, SLG: 0.362	F8			27 G5-4-3 5 BB		27 2B		G5-3	G4-3	4	1	1	0	1	0	1											
5 Albert Pujols, R (1.3) OBP: 0.418, SLG: 0.658	K			27 G5-4-3 BB		27 2B		G6-3		2	1	0	0	1	1	0											
27 Scott Rolen, R (1.5) OBP: 0.416, SLG: 0.638		7 F8 2B						2B		4	1	3	2	0	0	2											
Reggie Sanders, R (1.9) OBP: 0.289, SLG: 0.485	K							2B	1B	3	0	1	1	1	1	2											
Ray King, L (8.1)										0	0	0	0	0	0	0											
44 Jason Istringhausen, R (8.1)										0	0	0	0	0	0	0											
7 Hector Luna, R (1.7) OBP: 0.314, SLG: 0.404	F8									3	0	0	0	0	0	3											
Ray Lankford, L (7.7) OBP: 0.383, SLG: 0.435										0	0	0	0	1	0	0											
4 Yadier Molina, R (1.2) OBP: 0.500, SLG: 0.750	P4									4	1	2	0	0	0	3											
So Taguchi, R (1.8) OBP: 0.296, SLG: 0.404			F8							3	0	0	0	0	0	1											
Woody Williams, R (1.1) OBP: 0.136, SLG: 0.150										2	0	0	1	0	0	0											
Steve Kline, S (7.1)										0	0	0	0	0	0	0											
Julian Tavarez, L (7.1)										0	0	0	0	0	0	0											
15 Jim Edmonds, L (8.8) OBP: 0.365, SLG: 0.535										1	0	0	0	0	0	0											
<b>Inning Stats</b>	R: 0 E: 0 K: 2 S: 9	H: 0 LOB: 0 BB: 0 P: 12	R: 0 E: 0 K: 1 S: 13	H: 1 LOB: 1 BB: 0 P: 19	R: 0 E: 0 K: 0 S: 9	H: 0 LOB: 0 BB: 0 P: 12	R: 0 E: 0 K: 0 S: 7	H: 0 LOB: 1 BB: 2 P: 19	R: 0 E: 0 K: 0 S: 4	H: 1 LOB: 0 BB: 0 P: 6	R: 2 E: 0 K: 1 S: 17	H: 2 LOB: 2 BB: 1 P: 29	R: 1 E: 0 K: 0 S: 12	H: 2 LOB: 2 BB: 0 P: 22	R: 0 E: 0 K: 0 S: 6	H: 0 LOB: 1 BB: 1 P: 13	1B: 2 2B: 5 3B: 0 HR: 0	SF: 1 SAC: 1 DP: 2 HBP: 1	WP: 0 PB: 0 SB: 0 CS: 0	PA: 38							
<b>PITCHER</b>	IP	WLS	BF	H	R	ER	SO	BB	IBB	HBP	BLK	WP	HR	S	P	ERA	WHIP										
Oliver Pérez, L (1.1) ERA: 3.2	7.0	L	28	5	3	3	4	3	0	1	0	0	0	69	109	3.86	1.143										
Mark Corey, R (8.1) ERA: 2.08	1.0		6	2	1	1	0	0	1	0	0	0	0	12	22	9.00	2.000										
Michael Gonzalez, L (8.1) ERA:	0.2		3	0	0	0	0	1	0	0	0	0	0	5	11	0.00	1.500										
16 Salomon Torres, R (8.1) ERA: 3.26	0.1		1	0	0	0	0	0	0	0	0	0	0	1	2	0.00	0.000										

St. Louis Cardinals @ Pittsburgh Pirates  
PNC Park, Pittsburgh, PA  
Thu Jun 03 2004, 7:05 PM EDT  
Att: 15,386 - Cloudy - 70 F

AB	30
R	4
H	7
RBI	4
BB	5
SO	4
LOB	12



Batter	1	2	3	4	5	6	7	8	9	AB	R	H	RBI	BB	SO	LOB	BOTTOM										
18 Jason Kendall, R (1.2) OBP: 0.393, SLG: 0.371	FC6-4 1B		G5-3			S HBP	FC5		G5-3	4	0	1	0	0	0	3											
2 Jack Wilson, R (1.6) OBP: 0.357, SLG: 0.495	FC6-4 1-2		P4			F9			G6-3	5	0	1	0	0	0	3											
Daryle Ward, L (1.3) OBP: 0.407, SLG: 0.704	K		G5-3			K				3	1	0	0	1	2	2											
Craig Wilson, R (1.9) OBP: 0.437, SLG: 0.649	K									3	1	2	0	1	1	1											
Rob Mackowiak, L (1.7) OBP: 0.339, SLG: 0.528										3	0	0	1	0	1	3											
Bobby Hill, S (1.5) OBP: 0.349, SLG: 0.347										4	0	1	0	0	0	0											
Abraham Nunez, S (1.4) OBP: 0.299, SLG: 0.375										4	0	2	0	0	2	1											
Tike Redman, L (1.8) OBP: 0.264, SLG: 0.320										1	0	0	0	1	0	0											
Jason Bay, R (7.7) OBP: 0.356, SLG: 0.484										2	0	0	0	0	1	2											
Oliver Pérez, L (1.1) ERA: 3.23, SLG: 0.222										2	0	1	0	0	1	0											
Rubén Motta, R (7.7) ERA: 4.71										0	0	0	0	0	0	0											
Randall Simon, L (7.7) OBP: 0.305, SLG: 0.500										1	0	0	0	0	0	2											
Mark Corey, R (8.1) ERA: 2.08										0	0	0	0	0	0	0											
Michael Gonzalez, R (8.1) ERA:										0	0	0	0	0	0	0											
16 Salomon Torres, R (8.1) ERA: 3.26										0	0	0	0	0	0	0											
Chris Stynes, R (8.7) ERA: 4.0										1	0	1	0	0	0	0											
<b>Inning Stats</b>	R: 0 E: 0 K: 2 S: 11	H: 1 LOB: 1 BB: 0 P: 18	R: 0 E: 0 K: 1 S: 13	H: 2 LOB: 2 BB: 1 P: 21	R: 0 E: 0 K: 0 S: 12	H: 0 LOB: 0 BB: 0 P: 18	R: 0 E: 0 K: 0 S: 6	H: 1 LOB: 0 BB: 0 P: 10	R: 0 E: 0 K: 2 S: 7	H: 0 LOB: 0 BB: 0 P: 11	R: 0 E: 0 K: 1 S: 14	H: 0 LOB: 2 BB: 1 P: 24	R: 0 E: 0 K: 0 S: 8	H: 2 LOB: 2 BB: 0 P: 12	R: 2 E: 1 K: 1 S: 15	H: 2 LOB: 1 BB: 1 P: 22	R: 0 E: 0 K: 1 S: 10	H: 1 LOB: 1 BB: 0 P: 12	1B: 8 2B: 2 3B: 0 HR: 0	SF: 1 SAC: 0 DP: 1 HBP: 1	WP: 0 PB: 0 SB: 1 CS: 1	PA: 38					
<b>PITCHER</b>	IP	WLS	BF	H	R	ER	SO	BB	IBB	HBP	BLK	WP	HR	S	P	ERA	WHIP										
Woody Williams, R (1.1) ERA: 4.71	6.0	W	25	6	0	0	6	2	0	1	0	0	0	65	104	0.00	1.333										
Steve Kline, L (7.1) ERA: 1.93	0.1	H	1	0	0	0	0	0	0	0	0	0	0	3	5	0.00	0.000										
Julian Tavarez, R (7.1) ERA: 3.13	1.0	H	5	2	2	1	0	1	0	0	0	0	0	10	17	9.00	3.000										
Ray King, L (8.1) ERA: 1.77	0.1	H	1	0	0	0	0	0	0	0	0	0	0	2	3	0.00	0.000										
44 Jason Istringhausen, R (8.1) ERA: 4.0	1.1	S	6	1	0	0	2	0	0	0	0	0	0	16	19	0.00	0.750										

St. Louis Cardinals @ Pittsburgh Pirates  
PNC Park, Pittsburgh, PA  
Thu Jun 03 2004, 7:05 PM EDT  
Att: 15,386 - Cloudy - 70 F

AB	33
R	2
H	9
RBI	1
BB	3
SO	8
LOB	17





Batter	1	2	3	4	5	6	7	8	9	AB	R	H	RBI	BB	SO	LOB	TOP										
18 Jason Kendall, R OBP: 0.385, SLG: 0.363	G5-3			K		E6			F7	4	0	0	0	0	1	0											
2 Jack Wilson, R OBP: 0.356, SLG: 0.495	P5			G5-3		K			1B	4	1	1	0	0	1	1											
Daryle Ward, L OBP: 0.389, SLG: 0.671	G5-3			L3					P5	4	0	0	0	0	0	1											
Craig Wilson, R OBP: 0.438, SLG: 0.645		K				F8			1B	3	1	1	1	1	1	0											
Rob Mackowiak, L OBP: 0.344, SLG: 0.530		K				1B			1B	3	0	2	0	0	1	0											
Chris Stynes, R OBP: 0.259, SLG: 0.282						1B			1B	1	0	1	1	0	0	0											
Randall Simon, L OBP: 0.290, SLG: 0.268	P5					F7			F8	4	0	0	0	0	0	4											
Jose Mesa, R						G4-6-3				0	0	0	0	0	0	0											
Tike Redman, L OBP: 0.265, SLG: 0.320				G6-3		1B			G4-3	3	0	1	0	0	0	0											
Jose Castillo, R OBP: 0.315, SLG: 0.350				K					G6-3	3	0	0	0	0	2	0											
Josh Fogg, R				K					P6	2	0	0	0	0	2	0											
Ruben Mateo, R										1	0	0	0	0	0	0											
Brian Meadows, R										0	0	0	0	0	0	0											
34 John Grabow, L										0	0	0	0	0	0	0											
16 Salomon Torres, R										0	0	0	0	0	0	0											
Jason Bay, R										0	0	0	0	0	0	0											
<b>Inning Stats</b>	R: 0 E: 0 K: 0 S: 4	H: 0 LOB: 0 BB: 0 P: 6	R: 0 E: 0 K: 2 S: 13	H: 0 LOB: 0 BB: 20 P: 20	R: 0 E: 0 K: 2 S: 9	H: 0 LOB: 0 BB: 0 P: 14	R: 0 E: 0 K: 1 S: 8	H: 0 LOB: 0 BB: 0 P: 12	R: 0 E: 0 K: 0 S: 7	H: 2 LOB: 2 BB: 0 P: 11	R: 0 E: 1 K: 3 S: 14	H: 0 LOB: 1 BB: 0 P: 22	R: 0 E: 0 K: 0 S: 9	H: 1 LOB: 1 BB: 1 P: 15	R: 0 E: 0 K: 0 S: 7	H: 0 LOB: 0 BB: 0 P: 8	R: 2 E: 0 K: 0 S: 13	H: 3 LOB: 1 BB: 0 P: 19	1B: 5 2B: 1 3B: 0 HR: 0	SF: 0 SAC: 0 DP: 1 HBP: 0	WP: 0 PA: 33 PB: 0 SB: 1 CS: 0						
<b>PITCHER</b>	IP	WLS	BF	H	R	ER	SO	BB	IBB	HBP	BLK	WP	HR	S	P	ERA	WHIP										
22 Mark Prior, R ERA: 2.53	6.0		20	2	0	0	8	0	0	0	0	0	0	55	85	0.00	0.333										
Kent Mercker, L ERA: 1.47	1.0		4	1	0	0	0	1	0	0	0	0	0	9	15	0.00	2.000										
LaTroy Hawkins, R ERA: 8.02	1.0		3	0	0	0	0	0	0	0	0	0	0	7	8	0.00	0.000										
Joe Borowski, R ERA: 8.02	0.2	L	4	2	2	2	0	0	0	0	0	0	0	11	16	27.00	3.000										
Mike Remlinger, L ERA: 8.02	0.1		2	1	0	0	0	0	0	0	0	0	0	2	3	0.00	3.000										

Pittsburgh Pirates @ Chicago Cubs  
Wrigley Field, Chicago, IL  
Fri Jun 04 2004, 2:20 PM CDT  
Att: 40,024 - Sunny - 62 F

AB	32
R	2
H	6
RBI	2
BB	1
SO	8
LOB	6




Batter	1	2	3	4	5	6	7	8	9	AB	R	H	RBI	BB	SO	LOB	BOTTOM										
Todd Walker, L OBP: 0.372, SLG: 0.455	F8			2B		F8			L3	4	0	1	0	0	0	2											
25 Derek Lee, R OBP: 0.336, SLG: 0.415	S			P3		K			G6-3	5	0	1	0	0	1	2											
Corey Patterson, L OBP: 0.313, SLG: 0.405	K			P6		16 HBP			F8	4	0	0	0	1	1	3											
Moises Alou, R OBP: 0.355, SLG: 0.594	F8					FC1			F8	4	1	1	0	0	0	2											
16 Aramis Ramirez, R OBP: 0.358, SLG: 0.543		G6-3		F7		16 HBP			1B	2	0	0	0	1	0	0											
Todd Hollandsworth, L OBP: 0.427, SLG: 0.617		L5				HBP			1B	4	0	1	1	0	1	3											
Mike Remlinger, L				G6-3		K			BB	0	0	0	0	0	0	0											
Michael Barrett, R OBP: 0.377, SLG: 0.586						F9			1B	3	0	2	0	1	0	3											
Rey Ordonez, R OBP: 0.176, SLG: 0.133		F7				2B			BB	4	0	0	0	0	2	5											
22 Mark Prior, R						K				2	0	0	0	0	1	1											
Kent Mercker, L										0	0	0	0	0	0	0											
David Kelton, R										1	0	0	0	0	0	1											
LaTroy Hawkins, R										0	0	0	0	0	0	0											
Joe Borowski, R										0	0	0	0	0	0	0											
Jose Macias, L										1	0	1	0	0	0	0											
<b>Inning Stats</b>	R: 0 E: 0 K: 1 S: 10	H: 1 LOB: 1 BB: 0 P: 16	R: 0 E: 0 K: 0 S: 13	H: 1 LOB: 1 BB: 0 P: 22	R: 0 E: 0 K: 0 S: 4	H: 1 LOB: 1 BB: 0 P: 8	R: 0 E: 0 K: 0 S: 6	H: 0 LOB: 0 BB: 0 P: 9	R: 0 E: 0 K: 2 S: 9	H: 1 LOB: 1 BB: 0 P: 10	R: 0 E: 0 K: 2 S: 16	H: 0 LOB: 3 BB: 1 P: 32	R: 0 E: 1 K: 0 S: 6	H: 0 LOB: 0 BB: 0 P: 9	R: 1 E: 0 K: 1 S: 11	H: 2 LOB: 3 BB: 2 P: 22	R: 0 E: 0 K: 0 S: 10	H: 1 LOB: 1 BB: 0 P: 16	1B: 2 2B: 6 3B: 0 HR: 0	SF: 0 SAC: 1 DP: 1 HBP: 1	WP: 0 PA: 39 PB: 0 SB: 2 CS: 0						
<b>PITCHER</b>	IP	WLS	BF	H	R	ER	SO	BB	IBB	HBP	BLK	WP	HR	S	P	ERA	WHIP										
Josh Fogg, R ERA: 5.98	7.0		28	4	0	0	5	1	0	1	0	0	0	64	106	0.00	0.714										
Brian Meadows, R ERA: 2.87	0.2		4	1	1	1	0	0	1	0	0	0	0	4	10	13.50	1.500										
34 John Grabow, L ERA: 3.22	0.0		1	1	0	0	0	0	0	0	0	0	0	2	2	∞	∞										
16 Salomon Torres, R ERA: 3.23	0.1	W	2	0	0	0	1	1	0	0	0	0	0	5	10	0.00	3.000										
Jose Mesa, R ERA: 1.16	1.0	S	4	1	0	0	0	0	0	0	0	0	0	10	16	0.00	1.000										


Pittsburgh Pirates @ Chicago Cubs  
Wrigley Field, Chicago, IL  
Fri Jun 04 2004, 2:20 PM CDT  
Att: 40,024 - Sunny - 62 F

AB	34
R	1
H	7
RBI	1
BB	3
SO	6
LOB	22







Batter	1	2	3	4	5	6	7	8	9	AB	R	H	RBI	BB	SO	LOB	TOP										
18 Jason Kendall, R OBP: 0.383, SLG: 0.360	2-2 SH3-4 1B		3-2 P4		2-1 G5-3			0-2 E7		4	0	1	0	0	0	2	Pittsburgh Pirates @ Chicago Cubs Wrigley Field, Chicago, IL Sat Jun 05 2004, 12:05 PM CDT Att: 39,387 - Cloudy - 65 F										
2 Jack Wilson, R OBP: 0.360, SLG: 0.495	0-0 SH3-4		1-1			4-2 FC4-6 BB		0-0 F9		2	0	1	0	1	0												
Daryle Ward, L OBP: 0.374, SLG: 0.640	0-1 P5		0-1 F7			1-2 F8		1-2 F7		4	0	0	0	0	0	5											
Craig Wilson, R OBP: 0.430, SLG: 0.632	2-3 K				0-0 F9		1-3 K		1-0 F7	4	0	0	0	0	2	3											
Rob Mackowiak, L OBP: 0.337, SLG: 0.518		0-0 F7		1-0 G6-3		0-1 FC4-6			0-1 G4-3	4	0	0	0	0	0	1											
Jason Bay, R OBP: 0.351, SLG: 0.515		2-3 K		1-3 K			3-2 HR		2-2 F8	4	1	1	1	0	2	0											
Randall Simon, L OBP: 0.273, SLG: 0.250		0-0 G3-1			1-2 G6-3		1-1 G4-3		1-1 F9	4	0	0	0	0	0	0											
Bobby Hill, S OBP: 0.356, SLG: 0.361			4-2 SH1-4 BB		1-0 2B		3-3 K			2	0	1	0	1	1	0											
Kris Benson, R OBP: 0.238, SLG: 0.200 Michael Gonzalez, R Mark Corey, R			0-0 SH1-4		2-3 K		2-3 K			2	0	0	0	0	2	1	AB 30 R 1 H 4 RBI 1 BB 2 SO 7 LOB 13 										
<b>Inning Stats</b>	R: 0 H: 1 E: 0 K: 1 S: 9	H: 1 LOB: 1 BB: 0 P: 13	R: 0 H: 0 E: 0 K: 1 S: 6	H: 0 LOB: 0 BB: 0 P: 8	R: 0 H: 1 E: 0 K: 0 S: 11	H: 1 LOB: 2 BB: 1 P: 19	R: 0 H: 0 E: 0 K: 1 S: 6	H: 0 LOB: 0 BB: 0 P: 8	R: 0 H: 1 E: 0 K: 1 S: 9	H: 1 LOB: 1 BB: 0 P: 15	R: 0 H: 0 E: 0 K: 1 S: 10	H: 0 LOB: 1 BB: 1 P: 16	R: 1 H: 1 E: 0 K: 2 S: 14	H: 1 LOB: 0 BB: 0 P: 23	R: 0 H: 0 E: 1 K: 0 S: 9	H: 0 LOB: 1 BB: 0 P: 11		R: 0 H: 0 E: 0 K: 0 S: 7	H: 0 LOB: 0 BB: 0 P: 10	1B: 2 2B: 1 3B: 0 HR: 1	SF: 0 SAC: 2 DP: 0 HBP: 0	WP: 0 PB: 0 SB: 0 CS: 0	PA: 34				
<b>PITCHER</b>	IP	WLS	BF	H	R	ER	SO	BB	IBB	HBP	BLK	WP	HR	S	P	ERA	WHIP										
38 Carlos Zambrano, R ERA: 2.27 Francis Beltran, R ERA: 3.05	8.0	W	31	4	1	1	7	2	0	0	0	0	1	74	113	1.12	0.750										

Batter	1	2	3	4	5	6	7	8	9	AB	R	H	RBI	BB	SO	LOB	BOTTOM										
Todd Walker, L OBP: 0.364, SLG: 0.443	3-2 G4-3			1-3 K		3-2 P4	3-1 G4-3			4	0	0	0	0	1	2	Pittsburgh Pirates @ Chicago Cubs Wrigley Field, Chicago, IL Sat Jun 05 2004, 12:05 PM CDT Att: 39,387 - Cloudy - 65 F										
Michael Barrett, R OBP: 0.373, SLG: 0.577	0-1 G6-3			1-2 G6-3 1B		0-0 G6-3		0-0 G6-3		4	0	1	0	0	0	0											
Moises Alou, R Francis Beltran, R	2-2 F7			0-2 G6-3		1-0 E 2B	0-1 16 16 S FC4-6 1B			4	2	2	0	0	0	1											
16 Aramis Ramirez, R OBP: 0.365, SLG: 0.545		1-2 F9		4-1 BB		1-2 E 25 BB 1B	3-2 FC4-6 1B		1-3 FC4-6 1B	3	1	2	0	1	0	0											
Todd Hollandsworth, L OBP: 0.410, SLG: 0.588		2-1 G3		1-1 F7		1-2 L4	0-1 FC4-6 25 HR		1-2 1-2F 3-H HR	4	1	0	1	0	0	5											
25 Derek Lee, R OBP: 0.339, SLG: 0.429		2-3 K			0-2 P2	4-1 E 1B BB	0-0 E HR		1-2 1-H HR	3	2	1	2	1	1	0											
Corey Patterson, L OBP: 0.312, SLG: 0.402			2-0 P3		3-3 K	1-0 E3 SH1-4 1B	2-2 FC4 1B			4	0	1	0	0	1	2											
Rey Ordenez, R OBP: 0.190, SLG: 0.158			2-3 K		3-3 K	1-2 38 SH1-4 1B	1-2 FC4			4	0	1	2	0	2	1											
38 Carlos Zambrano, S Jose Macias, S Mark Corey, R			0-3 K		0-3 K	0-0 SH1-4				2	0	0	0	0	2	0	AB 32 R 6 H 8 RBI 5 BB 2 SO 7 LOB 11 										
<b>Inning Stats</b>	R: 0 H: 0 E: 0 K: 0 S: 10	H: 0 LOB: 0 BB: 0 P: 15	R: 0 H: 0 E: 0 K: 1 S: 8	H: 0 LOB: 0 BB: 0 P: 13	R: 0 H: 1 E: 0 K: 1 S: 13	H: 1 LOB: 1 BB: 1 P: 20	R: 0 H: 0 E: 0 K: 2 S: 14	H: 0 LOB: 0 BB: 0 P: 20	R: 0 H: 0 E: 0 K: 1 S: 8	H: 0 LOB: 0 BB: 0 P: 11	R: 3 H: 3 E: 1 K: 0 S: 15	H: 3 LOB: 2 BB: 1 P: 27	R: 3 H: 4 E: 0 K: 0 S: 15	H: 1 LOB: 1 BB: 0 P: 22	R: 0 H: 0 E: 0 K: 0 S: 7	H: 0 LOB: 0 BB: 0 P: 10		1B: 6 2B: 1 3B: 0 HR: 1	SF: 0 SAC: 1 DP: 0 HBP: 0	WP: 0 PB: 0 SB: 1 CS: 0	PA: 35						
<b>PITCHER</b>	IP	WLS	BF	H	R	ER	SO	BB	IBB	HBP	BLK	WP	HR	S	P	ERA	WHIP										
Kris Benson, R Michael Gonzalez, L Mark Corey, R	(1, 1) (7, 1) (8, 1)	6.1 0.2 1.0	L B 7	24 4 4	3 1 3	2 0 3	2 0 0	7 0 4	3 0 3	2 0 3	2 0 0	0 0 0	0 0 0	0 7 15	12 12 22	0.00 0.00 27.00	1.500 0.789 4.000										



Batter	1	2	3	4	5	6	7	8	9	AB	R	H	RBI	BB	SO	LOB	TOP										
18 Jason Kendall, R OBP: 0.380, SLG: 0.358	P4		FC6			G6-3			P4	4	0	1	1	0	0	0	Pittsburgh Pirates @ Chicago Cubs Wrigley Field, Chicago, IL Sun Jun 06 2004, 1:20 PM CDT Att: 39,016 - Unknown - 79 F  livebaseballscores.com  AB 31 R 1 H 6 RBI 1 BB 0 SO 8 LOB 6  										
2 Jack Wilson, R OBP: 0.355, SLG: 0.491	K2-3		FC6						F9	4	0	1	0	0	1	1											
Darvle Ward, L OBP: 0.369, SLG: 0.624	K								1B	4	0	1	0	0	1	1											
Craig Wilson, R OBP: 0.427, SLG: 0.624		K							1B	4	0	1	0	0	2	0											
Rob Mackowiak, L OBP: 0.330, SLG: 0.506		G3-1							1B	4	0	0	0	0	1	2											
Chris Stynes, R OBP: 0.252, SLG: 0.274 Brian Meadows, R 37 Mike Johnston, L		G4-3								3	0	0	0	0	1	0											
Abraham Nunez, S OBP: 0.300, SLG: 0.388										3	0	1	0	0	0	0											
Tike Redman, L OBP: 0.268, SLG: 0.322 Ruben Mateo, R Randal Simon, L										2	1	1	0	0	0	1											
Ryan Vogelsong, R OBP: 0.333, SLG: 0.385 Michael Gonzalez, R Jason Bay, R										1	0	0	0	0	1	1											
										1	0	0	0	0	1	0											
<b>Inning Stats</b>	R: 0 E: 0 K: 2 S: 10	H: 0 LOB: 0 BB: 0 P: 12	R: 0 E: 0 K: 1 S: 7	H: 0 LOB: 0 BB: 0 P: 10	R: 1 E: 0 K: 0 S: 9	H: 2 LOB: 1 BB: 0 P: 10	R: 0 E: 0 K: 1 S: 6	H: 0 LOB: 0 BB: 0 P: 8	R: 0 E: 0 K: 2 S: 11	H: 1 LOB: 1 BB: 0 P: 18	R: 0 E: 0 K: 0 S: 5	H: 0 LOB: 0 BB: 0 P: 7	R: 0 E: 0 K: 1 S: 7	H: 0 LOB: 0 BB: 0 P: 10	R: 0 E: 0 K: 1 S: 12	H: 2 LOB: 2 BB: 0 P: 16	1B: 5 2B: 1 3B: 0 HR: 0	SF: 0 SAC: 1 DP: 0 HBP: 0	WP: 0 PB: 0 SB: 0 CS: 1	PA: 32							
<b>PITCHER</b>	IP	WLS	BF	H	R	ER	SO	BB	IBB	HBP	BLK	WP	HR	S	P	ERA	WHIP										
Greg Maddux, R ERA: 4.13	7.0	W	24	4	1	1	6	0	0	0	0	0	0	55	75	1.29	0.571										
Mike Remlinger, L ERA:	0.1	H	1	0	0	0	0	0	0	0	0	0	0	2	3	0.00	0.000										
Kyle Farnsworth, R ERA: 3.33	0.2	H	2	0	0	0	1	0	0	0	0	0	0	5	7	0.00	0.000										
LaTroy Hawkins, R ERA: 1.42	1.0	S	5	2	0	0	1	0	0	0	0	0	0	12	16	0.00	2.000										

Batter	1	2	3	4	5	6	7	8	9	AB	R	H	RBI	BB	SO	LOB	BOTTOM										
Todd Walker, L OBP: 0.356, SLG: 0.432	K		F8			P4	G3			4	0	0	0	0	1	2	Pittsburgh Pirates @ Chicago Cubs Wrigley Field, Chicago, IL Sun Jun 06 2004, 1:20 PM CDT Att: 39,016 - Unknown - 79 F  livebaseballscores.com  AB 31 R 4 H 8 RBI 3 BB 1 SO 5 LOB 11  										
Rey Ordonez, R OBP: 0.200, SLG: 0.174	G6-3		G4-3			G5-3			FC5-4	4	0	1	0	0	0	0											
Moises Alou, R OBP: 0.355, SLG: 0.589									1B	3	1	0	0	1	1	1											
16 Aramis Ramirez, R OBP: 0.367, SLG: 0.558									1B	4	2	2	1	0	0	1											
Todd Hollandsworth, L OBP: 0.417, SLG: 0.591 Jose Macias, S									1B	3	1	2	0	0	1	0											
25 Derrek Lee, R OBP: 0.342, SLG: 0.428									1B	1	0	1	1	0	0	0											
Corey Patterson, L OBP: 0.306, SLG: 0.394									1B	3	0	1	0	0	0	2											
Paul Bako, L OBP: 0.339, SLG: 0.292 Michael Barrett, R									1B	4	0	0	0	0	1	4											
Greg Maddux, R OBP: 0.040, SLG: 0.040 Jason Dubois, R Mike Remlinger, L									1B	2	0	0	0	0	1	1											
Kyle Farnsworth, R LaTroy Hawkins, R									1B	0	0	0	0	0	0	0											
									1B	0	0	0	0	0	0	0											
<b>Inning Stats</b>	R: 0 E: 0 K: 1 S: 8	H: 0 LOB: 1 BB: 1 P: 13	R: 0 E: 0 K: 1 S: 9	H: 1 LOB: 0 BB: 0 P: 11	R: 0 E: 0 K: 0 S: 8	H: 0 LOB: 0 BB: 0 P: 10	R: 0 E: 0 K: 0 S: 8	H: 1 LOB: 1 BB: 0 P: 15	R: 0 E: 0 K: 2 S: 9	H: 0 LOB: 0 BB: 0 P: 10	R: 0 E: 0 K: 1 S: 6	H: 0 LOB: 0 BB: 0 P: 10	R: 2 E: 0 K: 0 S: 17	H: 3 LOB: 2 BB: 0 P: 25	R: 2 E: 1 K: 0 S: 13	H: 3 LOB: 1 BB: 0 P: 14	1B: 7 2B: 0 3B: 0 HR: 1	SF: 1 SAC: 0 DP: 0 HBP: 1	WP: 0 PB: 0 SB: 1 CS: 0	PA: 34							
<b>PITCHER</b>	IP	WLS	BF	H	R	ER	SO	BB	IBB	HBP	BLK	WP	HR	S	P	ERA	WHIP										
Ryan Vogelsong, R ERA: 7.53	6.0	L	24	4	2	2	5	1	0	1	0	0	0	54	84	3.00	0.833										
Michael Gonzalez, L ERA:	0.1		1	0	0	0	0	0	0	0	0	0	0	4	4	0.00	0.000										
Brian Meadows, R ERA: 3.06	1.0		6	3	2	1	0	0	0	0	0	0	0	16	19	9.00	3.000										
37 Mike Johnston, L ERA: 2.6	0.2		3	1	0	0	0	0	0	0	0	0	0	4	4	0.00	1.500										








Batter	1	2	3	4	5	6	7	8	9	AB	R	H	RBI	BB	SO	LOB	TOP			
18 Jason Kendall, R OBP: 0.390, SLG: 0.364	L3		SF8 1B			FC6-4 1B		CS 1B		4	2	3	0	0	0	0	Pittsburgh Pirates @ Texas Rangers The Ballpark at Arlington, Arlington, TX Thu Jun 10 2004, 5:05 PM EDT Unknown - 86 F			
2 Jack Wilson, R OBP: 0.355, SLG: 0.487	1B		HBP 1B		FC6-4 1B	E6 1B SF9		G4-3 2B		5	2	3	1	0	0	4				
Daryle Ward, L OBP: 0.354, SLG: 0.588	P5		SF8		FC6-4 1B			G4-3		4	0	2	4	0	0	2				
Craig Wilson, R OBP: 0.424, SLG: 0.626	G6-3		HBP 1B		FC6-4 BB	SF9		G5-3		2	0	0	1	1	0	2				
Rob Mackowiak, L OBP: 0.325, SLG: 0.492		K	P5		FC6-4 WP	K				5	0	0	1	0	3	5				
Jason Bay, R OBP: 0.329, SLG: 0.479				K						4	0	0	0	0	4	2				
Tike Redman, L OBP: 0.266, SLG: 0.319					K					1	0	0	0	0	1	0				
Randall Simon, L OBP: 0.284, SLG: 0.265										5	1	3	0	0	0	0				
Bobby Hill, S OBP: 0.359, SLG: 0.350										3	1	1	0	1	1	1				
Chris Stynes, R OBP: 0.252, SLG: 0.274										0	0	0	0	0	0	0				
Abraham Nunez, S OBP: 0.296, SLG: 0.382										1	0	0	0	0	0	1				
Jose Castillo, R OBP: 0.313, SLG: 0.347										3	1	1	0	0	2	1				
<b>Inning Stats</b>	R: 0 E: 0 K: 0 S: 10	H: 1 LOB: 1 BB: 0 P: 13	R: 0 E: 0 K: 2 S: 13	H: 1 LOB: 1 BB: 0 P: 20	R: 1 E: 0 K: 1 S: 12	H: 2 LOB: 2 BB: 0 P: 21	R: 0 E: 0 K: 2 S: 9	H: 0 LOB: 0 BB: 0 P: 15	R: 2 E: 0 K: 1 S: 16	H: 3 LOB: 2 BB: 1 P: 29	R: 4 E: 1 K: 1 S: 21	H: 3 LOB: 1 BB: 0 P: 25	R: 0 E: 0 K: 2 S: 11	H: 2 LOB: 1 BB: 0 P: 15	R: 0 E: 0 K: 2 S: 16	H: 1 LOB: 1 BB: 0 P: 21	1B: 12 2B: 1 3B: 0 HR: 0	SF: 2 SAC: 1 DP: 0 HBP: 2	WP: 1 PB: 0 SB: 0 CS: 1	PA: 44
<b>PITCHER</b>	IP WLS BF H R ER SO BB IBB HBP BLK WP HR S P ERA WHIP	IP WLS BF H R ER SO BB IBB HBP BLK WP HR S P ERA WHIP	IP WLS BF H R ER SO BB IBB HBP BLK WP HR S P ERA WHIP	IP WLS BF H R ER SO BB IBB HBP BLK WP HR S P ERA WHIP	IP WLS BF H R ER SO BB IBB HBP BLK WP HR S P ERA WHIP	IP WLS BF H R ER SO BB IBB HBP BLK WP HR S P ERA WHIP	IP WLS BF H R ER SO BB IBB HBP BLK WP HR S P ERA WHIP	IP WLS BF H R ER SO BB IBB HBP BLK WP HR S P ERA WHIP	IP WLS BF H R ER SO BB IBB HBP BLK WP HR S P ERA WHIP	IP WLS BF H R ER SO BB IBB HBP BLK WP HR S P ERA WHIP	IP WLS BF H R ER SO BB IBB HBP BLK WP HR S P ERA WHIP	IP WLS BF H R ER SO BB IBB HBP BLK WP HR S P ERA WHIP	IP WLS BF H R ER SO BB IBB HBP BLK WP HR S P ERA WHIP	IP WLS BF H R ER SO BB IBB HBP BLK WP HR S P ERA WHIP	IP WLS BF H R ER SO BB IBB HBP BLK WP HR S P ERA WHIP	IP WLS BF H R ER SO BB IBB HBP BLK WP HR S P ERA WHIP	IP WLS BF H R ER SO BB IBB HBP BLK WP HR S P ERA WHIP			
53 Joaquin Benoit, R ERA: 3.86	4.1 1.0 1.2 1.0 1.0 1.0	22 8 6 4 4	7 3 0 4 2	3 4 0 0 0	3 2 0 0 0	5 1 0 0 0	1 0 0 0 0	0 0 0 0 0	0 1 0 0 0	56 18 24 16 15	91 24 24 15 21	6.23 18.00 0.00 0.00 0.00	1.846 3.000 0.600 2.000 1.000							
50 Frank Francisco, R ERA: 3.97	1.0 1.0 1.0	6 4 4	0 0 0	0 0 0	3 0 0	1 0 0	0 0 0	0 0 0	0 0 0	0 0 0	0 0 0	0 0 0	0 0 0							
Francisco Cordero, R ERA: 1.82	1.0 1.0 1.0	4 4 4	1 0 0	0 0 0	2 0 0	0 0 0	0 0 0	0 0 0	0 0 0	0 0 0	0 0 0	0 0 0	0 0 0							

Batter	1	2	3	4	5	6	7	8	9	AB	R	H	RBI	BB	SO	LOB	BOTTOM			
Eric Young Sr., R OBP: 0.410, SLG: 0.357	G6-4-3 10 BB BB		10 HR BB							2	2	1	0	2	1	0	Pittsburgh Pirates @ Texas Rangers The Ballpark at Arlington, Arlington, TX Thu Jun 10 2004, 5:05 PM EDT Unknown - 86 F			
10 Michael Young, R OBP: 0.388, SLG: 0.516	G6-4-3 BB		HR							2	1	1	2	2	0	2				
Alfonso Soriano, R OBP: 0.335, SLG: 0.435	G6-4-3		K							3	1	0	0	1	2	3				
23 Mark Teixeira, S OBP: 0.343, SLG: 0.479	K			HBP HR HBP	P4					3	1	0	1	0	1	3				
Herbert Perry, R OBP: 0.308, SLG: 0.426				HR HBP						3	2	1	2	0	1	1				
9 Hank Blalock, L OBP: 0.351, SLG: 0.530				K						4	0	0	0	0	3	3				
Chad Allen, R OBP: 0.318, SLG: 0.409										3	0	0	0	0	3	2				
Laynce Nix, L OBP: 0.350, SLG: 0.602										1	0	0	0	0	0	0				
Gary Matthews, S OBP: 0.341, SLG: 0.441										4	1	2	3	0	2	0				
Rod Barajas, R OBP: 0.283, SLG: 0.589										4	1	0	0	0	0	1				
<b>Inning Stats</b>	R: 0 E: 0 K: 1 S: 7	H: 0 LOB: 1 BB: 2 P: 17	R: 0 E: 0 K: 3 S: 11	H: 0 LOB: 0 BB: 0 P: 15	R: 2 E: 0 K: 2 S: 11	H: 1 LOB: 1 BB: 1 P: 23	R: 3 E: 0 K: 2 S: 14	H: 1 LOB: 0 BB: 0 P: 20	R: 0 E: 0 K: 2 S: 11	H: 0 LOB: 1 BB: 1 P: 21	R: 1 E: 0 K: 2 S: 9	H: 1 LOB: 0 BB: 0 P: 12	R: 3 E: 2 K: 1 S: 14	H: 1 LOB: 1 BB: 1 P: 26	R: 0 E: 0 K: 0 S: 7	H: 1 LOB: 0 BB: 0 P: 9	1B: 2 2B: 0 3B: 0 HR: 3	SF: 0 SAC: 0 DP: 2 HBP: 2	WP: 1 PB: 0 SB: 2 CS: 0	PA: 36
<b>PITCHER</b>	IP WLS BF H R ER SO BB IBB HBP BLK WP HR S P ERA WHIP	IP WLS BF H R ER SO BB IBB HBP BLK WP HR S P ERA WHIP	IP WLS BF H R ER SO BB IBB HBP BLK WP HR S P ERA WHIP	IP WLS BF H R ER SO BB IBB HBP BLK WP HR S P ERA WHIP	IP WLS BF H R ER SO BB IBB HBP BLK WP HR S P ERA WHIP	IP WLS BF H R ER SO BB IBB HBP BLK WP HR S P ERA WHIP	IP WLS BF H R ER SO BB IBB HBP BLK WP HR S P ERA WHIP	IP WLS BF H R ER SO BB IBB HBP BLK WP HR S P ERA WHIP	IP WLS BF H R ER SO BB IBB HBP BLK WP HR S P ERA WHIP	IP WLS BF H R ER SO BB IBB HBP BLK WP HR S P ERA WHIP	IP WLS BF H R ER SO BB IBB HBP BLK WP HR S P ERA WHIP	IP WLS BF H R ER SO BB IBB HBP BLK WP HR S P ERA WHIP	IP WLS BF H R ER SO BB IBB HBP BLK WP HR S P ERA WHIP	IP WLS BF H R ER SO BB IBB HBP BLK WP HR S P ERA WHIP	IP WLS BF H R ER SO BB IBB HBP BLK WP HR S P ERA WHIP	IP WLS BF H R ER SO BB IBB HBP BLK WP HR S P ERA WHIP	IP WLS BF H R ER SO BB IBB HBP BLK WP HR S P ERA WHIP			
Oliver Pérez, L ERA: 3.74	6.0 0.1 0.2 1.0	26 4 3 3	6 1 0 1	6 3 0 0	12 0 0 0	0 0 0 0	0 1 0 0	0 0 0 0	0 0 0 0	0 0 0 0	0 0 0 0	0 0 0 0	0 0 0 0							
Brian Meadows, R ERA: 3.03	0.1 0.2 0.1	4 3 3	1 0 0	3 0 0	0 0 0	0 0 0	0 0 0	0 0 0	0 0 0	0 0 0	0 0 0	0 0 0	0 0 0							
34 John Grabow, L ERA: 2.92	0.2 1.0	3 3	0 1	0 0	0 0	0 0	0 0	0 0	0 0	0 0	0 0	0 0	0 0							
Mark Corey, R ERA: 5.14	1.0	3	1	0	0	0	0	0	0	0	0	0	0							





Batter	1	2	3	4	5	6	7	8	9	AB	R	H	RBI	BB	SO	LOB	TOP								
18 Jason Kendall, R OBP: 0.401, SLG: 0.386 Jose Castillo, R OBP: 0.311, SLG: 0.344										4	1	4	1	0	0	0									
Tike Redman, L OBP: 0.292, SLG: 0.314										3	0	0	0	0	0	5									
2 Jack Wilson, R OBP: 0.354, SLG: 0.496 Jason Bay, R OBP: 0.329, SLG: 0.479										4	1	1	3	0	0	4									
Craig Wilson, R OBP: 0.417, SLG: 0.614										4	0	0	0	0	3	3									
Ruben Mateo, R OBP: 0.368, SLG: 0.400										4	0	1	0	0	1	0									
Randall Simon, L OBP: 0.282, SLG: 0.264										4	0	1	0	0	1	1									
Chris Stynes, R OBP: 0.244, SLG: 0.265										4	0	0	0	0	1	2									
Daryle Ward, L OBP: 0.359, SLG: 0.594										4	2	2	0	0	1	1									
Abraham Nunez, S OBP: 0.293, SLG: 0.375										4	0	1	0	0	0	2									
<b>Inning Stats</b>	R: 2 E: 0 K: 1 S: 14	H: 2 LOB: 0 BB: 0 P: 23	R: 0 E: 0 K: 2 S: 10	H: 1 LOB: 1 BB: 0 P: 12	R: 0 E: 0 K: 0 S: 7	H: 1 LOB: 1 BB: 0 P: 9	R: 0 E: 0 K: 1 S: 9	H: 0 LOB: 0 BB: 0 P: 12	R: 1 E: 0 K: 1 S: 15	H: 3 LOB: 2 BB: 0 P: 21	R: 0 E: 0 K: 1 S: 5	H: 0 LOB: 0 BB: 0 P: 9	R: 1 E: 0 K: 0 S: 11	H: 2 LOB: 1 BB: 0 P: 17	R: 0 E: 0 K: 1 S: 9	H: 1 LOB: 1 BB: 0 P: 12	R: 0 E: 0 K: 0 S: 6	H: 0 LOB: 0 BB: 0 P: 8	1B: 6 2B: 3 3B: 0 HR: 1	SF: 0 SAC: 1 DP: 0 HBP: 0	WP: 0 PB: 0 SB: 0 CS: 0	PA: 37			
<b>PITCHER</b>	IP	WLS	BF	H	R	ER	SO	BB	IBB	HBP	BLK	WP	HR	S	P	ERA	WHIP								
Kenny Rogers, L ERA: 3.76	7.0	W	30	9	4	4	6	0	0	0	0	0	1	71	103	5.14	1.286								
Doug Brocail, R ERA: 15.75	1.0		4	1	0	0	1	0	0	0	0	0	0	9	12	0.00	1.000								
Brian Shouse, L ERA: 3.18	1.0		3	0	0	0	0	0	0	0	0	0	0	6	8	0.00	0.000								

Pittsburgh Pirates @ Texas Rangers  
The Ballpark at Arlington, Arlington, TX  
Thu Jun 10 2004, 5:10 PM EDT  
Att: 27,219 - Cloudy - 84 F

AB 36  
R 4  
H 10  
RBI 4  
BB 0  
SO 7  
LOB 18




Batter	1	2	3	4	5	6	7	8	9	AB	R	H	RBI	BB	SO	LOB	BOTTOM								
10 Michael Young, R OBP: 0.373, SLG: 0.516										4	2	2	0	0	0	1									
9 Hank Blalock, L OBP: 0.380, SLG: 0.540										5	2	4	0	0	0	1									
Alfonso Soriano, R OBP: 0.332, SLG: 0.430										5	1	1	1	0	1	4									
Brad Fullmer, L OBP: 0.299, SLG: 0.443										4	2	2	4	0	0	3									
23 Mark Teixeira, S OBP: 0.341, SLG: 0.493										4	1	1	3	0	1	1									
David Dellucci, L OBP: 0.376, SLG: 0.514										4	0	0	1	0	0	0									
Gary Matthews, S OBP: 0.378, SLG: 0.486										3	0	2	0	1	0	0									
Laynce Nix, L OBP: 0.340, SLG: 0.584										4	0	0	0	0	0	3									
Ken Huckaby, R OBP: 0.267, SLG: 0.154										3	2	1	0	1	0	0									
<b>Inning Stats</b>	R: 0 E: 0 K: 0 S: 6	H: 1 LOB: 0 BB: 0 P: 8	R: 1 E: 0 K: 0 S: 14	H: 2 LOB: 1 BB: 0 P: 25	R: 4 E: 1 K: 1 S: 15	H: 3 LOB: 0 BB: 0 P: 23	R: 0 E: 0 K: 0 S: 6	H: 0 LOB: 0 BB: 0 P: 8	R: 4 E: 0 K: 0 S: 13	H: 4 LOB: 1 BB: 1 P: 17	R: 1 E: 0 K: 0 S: 11	H: 1 LOB: 1 BB: 1 P: 21	R: 0 E: 0 K: 1 S: 12	H: 1 LOB: 1 BB: 0 P: 16	R: 0 E: 0 K: 0 S: 7	H: 1 LOB: 1 BB: 0 P: 9	1B: 8 2B: 3 3B: 0 HR: 2	SF: 0 SAC: 0 DP: 1 HBP: 1	WP: 0 PB: 0 SB: 0 CS: 0	PA: 39					
<b>PITCHER</b>	IP	WLS	BF	H	R	ER	SO	BB	IBB	HBP	BLK	WP	HR	S	P	ERA	WHIP								
Josh Fogg, R ERA: 5.83	4.0	L	21	9	8	8	1	0	0	0	0	0	1	46	69	18.00	2.250								
37 Mike Johnston, L ERA: 3.6	2.0		10	2	2	2	0	2	0	0	0	0	0	19	33	9.00	2.000								
Michael Gonzalez, L ERA:	1.0		4	1	0	0	1	0	0	0	0	0	0	12	16	0.00	1.000								
Jose Mesa, R ERA: 1.11	1.0		4	1	0	0	0	0	0	0	0	0	0	7	9	0.00	1.000								


Pittsburgh Pirates @ Texas Rangers  
The Ballpark at Arlington, Arlington, TX  
Thu Jun 10 2004, 5:10 PM EDT  
Att: 27,219 - Cloudy - 84 F

AB 36  
R 10  
H 13  
RBI 9  
BB 2  
SO 2  
LOB 13





Batter	1	2	3	4	5	6	7	8	9	AB	R	H	RBI	BB	SO	LOB	TOP			
18 Jason Kendall, R OBP: 0.401, SLG: 0.383	2-3 K	4-2 HBP			1-2 G1-3		1-3 K		1-1 2B	4	0	1	0	0	2	0	<b>Pittsburgh Pirates @ Oakland Athletics</b> Network Associates Coliseum, Oakland, CA Fri Jun 11 2004, 10:05 PM EDT Att: 23,435 - Cloudy - 64 F  <b>AB 33</b> <b>R 1</b> <b>H 7</b> <b>RBI 1</b> <b>BB 3</b> <b>SO 7</b> <b>LOB 17</b>  			
2 Jack Wilson, R OBP: 0.359, SLG: 0.498	1-1 BB	2-2 FC5			1-1 1B		0-2 G6-3		1-0 1B	5	1	3	0	0	0	2				
Daryle Ward, L OBP: 0.344, SLG: 0.568	1-3 K		0-2 G6-3		0-0 F8		3-1 G3		0-1 P4	5	0	0	0	0	1	4				
Craig Wilson, R OBP: 0.418, SLG: 0.608	4-1 2B		3-2 K		3-3 K			4-2 BB		2	0	0	0	2	2	1				
Rob Mackowiak, L OBP: 0.333, SLG: 0.505	0-0 BB		4-2 BB		1-1 G6-4-3			0-2 F7		3	0	2	1	1	0	1				
Randall Simon, L OBP: 0.281, SLG: 0.253	1-2 G4-3		1-2 G1-3		2-2 G6-4-3			1-3 K		3	0	0	0	0	1	4				
Bobby Hill, S OBP: 0.347, SLG: 0.336		0-0 G4-3		2-2 G3-1		3-2 G6-4-3		1-3 K		4	0	0	0	0	1	3				
Ruben Mateo, R OBP: 0.348, SLG: 0.333		0-0 P5		0-0 L8		1-1 HBP			0-2 L6	3	0	0	0	0	0	0				
Abraham Nunez, S OBP: 0.291, SLG: 0.382		2-1 FC5		2-2 G6-3		1 SAFE G4-3			0-0 G4-3	4	0	1	0	0	0	2				
<b>Inning Stats</b>	R: 1 E: 0 K: 2 S: 13	H: 2 LOB: 2 BB: 1 P: 22	R: 0 E: 0 K: 0 S: 12	H: 1 LOB: 2 BB: 0 P: 20	R: 0 E: 0 K: 1 S: 12	H: 0 LOB: 1 BB: 1 P: 20	R: 0 E: 0 K: 0 S: 7	H: 0 LOB: 0 BB: 0 P: 11	R: 0 E: 0 K: 0 S: 10	H: 1 LOB: 1 BB: 0 P: 15	R: 0 E: 0 K: 1 S: 8	H: 0 LOB: 0 BB: 0 P: 12	R: 0 E: 0 K: 2 S: 12	H: 0 LOB: 1 BB: 1 P: 18	R: 0 E: 0 K: 0 S: 9	H: 2 LOB: 2 BB: 0 P: 11	1B: 4 2B: 3 3B: 0 HR: 0	SF: 0 SAC: 0 DP: 1 HBP: 3	WP: 0 PB: 0 SB: 0 CS: 0	PA: 39
<b>PITCHER</b>	IP WLS BF H R ER SO	IP WLS BF H R ER SO	IP WLS BF H R ER SO	IP WLS BF H R ER SO	IP WLS BF H R ER SO	IP WLS BF H R ER SO	IP WLS BF H R ER SO	IP WLS BF H R ER SO	IP WLS BF H R ER SO	IP WLS BF H R ER SO	IP WLS BF H R ER SO	IP WLS BF H R ER SO	IP WLS BF H R ER SO	IP WLS BF H R ER SO	IP WLS BF H R ER SO	IP WLS BF H R ER SO	ERA WHIP	ERA WHIP		
Tim Hudson, R ERA: 2.8	(1, 1) 7.0 W 30	(1, 1) 7.0 W 30	(1, 1) 7.0 W 30	(1, 1) 7.0 W 30	(1, 1) 7.0 W 30	(1, 1) 7.0 W 30	(1, 1) 7.0 W 30	(1, 1) 7.0 W 30	(1, 1) 7.0 W 30	(1, 1) 7.0 W 30	(1, 1) 7.0 W 30	(1, 1) 7.0 W 30	(1, 1) 7.0 W 30	(1, 1) 7.0 W 30	(1, 1) 7.0 W 30	(1, 1) 7.0 W 30	1.29	1.000		
Chris Hammond, L ERA: 4.61	(8, 1) 1.0 H 4	(8, 1) 1.0 H 4	(8, 1) 1.0 H 4	(8, 1) 1.0 H 4	(8, 1) 1.0 H 4	(8, 1) 1.0 H 4	(8, 1) 1.0 H 4	(8, 1) 1.0 H 4	(8, 1) 1.0 H 4	(8, 1) 1.0 H 4	(8, 1) 1.0 H 4	(8, 1) 1.0 H 4	(8, 1) 1.0 H 4	(8, 1) 1.0 H 4	(8, 1) 1.0 H 4	(8, 1) 1.0 H 4	0.00	1.000		
58 Justin Duchschere, R ERA: 1.75	(9, 1) 1.0 S 5	(9, 1) 1.0 S 5	(9, 1) 1.0 S 5	(9, 1) 1.0 S 5	(9, 1) 1.0 S 5	(9, 1) 1.0 S 5	(9, 1) 1.0 S 5	(9, 1) 1.0 S 5	(9, 1) 1.0 S 5	(9, 1) 1.0 S 5	(9, 1) 1.0 S 5	(9, 1) 1.0 S 5	(9, 1) 1.0 S 5	(9, 1) 1.0 S 5	(9, 1) 1.0 S 5	(9, 1) 1.0 S 5	0.00	2.000		


Batter	1	2	3	4	5	6	7	8	9	AB	R	H	RBI	BB	SO	LOB	BOTTOM			
Eric Byrnes, R OBP: 0.367, SLG: 0.462	2-3 K		1-0 G6-3			3-2 G5-3	3-3 K	3-3 K		5	0	0	0	0	3	5	<b>Pittsburgh Pirates @ Oakland Athletics</b> Network Associates Coliseum, Oakland, CA Fri Jun 11 2004, 10:05 PM EDT Att: 23,435 - Cloudy - 64 F  <b>AB 29</b> <b>R 6</b> <b>H 7</b> <b>RBI 5</b> <b>BB 5</b> <b>SO 9</b> <b>LOB 17</b>  			
21 Mark Kotsay, L OBP: 0.344, SLG: 0.371	4-1 BB			2-1 G6-3		1-1 G4-3	3-2 G4-3			3	0	0	0	1	0	2				
Jermaine Dye, R OBP: 0.339, SLG: 0.496	1-3 K		1-0 P6		3-2 P5	1-3 K		1-3 K		4	0	0	0	0	3	1				
Scott Hatteberg, L OBP: 0.398, SLG: 0.492	1-2 G4-3			3-2 P5		4-2 7 HBP	1B	2-2 BB	1B	3	2	1	0	1	0	1				
Erubiel Durazo, L OBP: 0.386, SLG: 0.514		1-1 G6-4-3			0-1 7 SF8	0-2 1B	0-2 7 HBP	4-2 1B	4-2 BB	2	3	2	0	1	0	0				
7 Bobby Crosby, R OBP: 0.322, SLG: 0.465		1-1 F8			3-1 FC5-4	1-2 WP	1-2 WP	1-2 BB	1-2 BB	3	1	1	0	0	1	3				
Damian Miller, R OBP: 0.352, SLG: 0.453		1-0 G6-4-3		1-2 SF8		1-1 1B	1-2 WP	4-1 BB	4-1 BB	2	0	1	2	1	0	1				
Marco Scutaro, R OBP: 0.332, SLG: 0.401			3-1 F8		3-H FC5-4	1-1 1B	1-2 2-3	2-2 BB	2-2 BB	4	0	2	2	0	0	1				
Esteban German, R OBP: 0.267, SLG: 0.185			1-3 K		0-0 L8	1-1 K	2-3 K	1-2 2-3	4-0 BB	3	0	0	1	1	2	3				
<b>Inning Stats</b>	R: 0 E: 0 K: 2 S: 11	H: 0 LOB: 1 BB: 1 P: 19	R: 0 E: 0 K: 0 S: 4	H: 0 LOB: 0 BB: 0 P: 7	R: 0 E: 0 K: 1 S: 6	H: 0 LOB: 0 BB: 0 P: 11	R: 0 E: 0 K: 0 S: 6	H: 0 LOB: 0 BB: 0 P: 12	R: 1 E: 0 K: 0 S: 8	H: 2 LOB: 1 BB: 0 P: 13	R: 0 E: 0 K: 1 S: 14	H: 0 LOB: 0 BB: 0 P: 19	R: 3 E: 0 K: 2 S: 19	H: 3 LOB: 2 BB: 1 P: 36	R: 2 E: 0 K: 3 S: 22	H: 2 LOB: 3 BB: 3 P: 42	1B: 6 2B: 1 3B: 0 HR: 0	SF: 1 SAC: 0 DP: 1 HBP: 2	WP: 1 PB: 0 SB: 0 CS: 0	PA: 37
<b>PITCHER</b>	IP WLS BF H R ER SO	IP WLS BF H R ER SO	IP WLS BF H R ER SO	IP WLS BF H R ER SO	IP WLS BF H R ER SO	IP WLS BF H R ER SO	IP WLS BF H R ER SO	IP WLS BF H R ER SO	IP WLS BF H R ER SO	IP WLS BF H R ER SO	IP WLS BF H R ER SO	IP WLS BF H R ER SO	IP WLS BF H R ER SO	IP WLS BF H R ER SO	IP WLS BF H R ER SO	IP WLS BF H R ER SO	ERA WHIP	ERA WHIP		
Kris Benson, R ERA: 5.42	(1, 1) 6.0 L 24	(1, 1) 6.0 L 24	(1, 1) 6.0 L 24	(1, 1) 6.0 L 24	(1, 1) 6.0 L 24	(1, 1) 6.0 L 24	(1, 1) 6.0 L 24	(1, 1) 6.0 L 24	(1, 1) 6.0 L 24	(1, 1) 6.0 L 24	(1, 1) 6.0 L 24	(1, 1) 6.0 L 24	(1, 1) 6.0 L 24	(1, 1) 6.0 L 24	(1, 1) 6.0 L 24	(1, 1) 6.0 L 24	6.00	0.833		
Brian Meadows, R ERA: 2.94	(7, 1) 1.0 S 5	(7, 1) 1.0 S 5	(7, 1) 1.0 S 5	(7, 1) 1.0 S 5	(7, 1) 1.0 S 5	(7, 1) 1.0 S 5	(7, 1) 1.0 S 5	(7, 1) 1.0 S 5	(7, 1) 1.0 S 5	(7, 1) 1.0 S 5	(7, 1) 1.0 S 5	(7, 1) 1.0 S 5	(7, 1) 1.0 S 5	(7, 1) 1.0 S 5	(7, 1) 1.0 S 5	(7, 1) 1.0 S 5	0.00	2.000		
34 John Grabow, L ERA: 3.55	(8, 1) 0.2 S 4	(8, 1) 0.2 S 4	(8, 1) 0.2 S 4	(8, 1) 0.2 S 4	(8, 1) 0.2 S 4	(8, 1) 0.2 S 4	(8, 1) 0.2 S 4	(8, 1) 0.2 S 4	(8, 1) 0.2 S 4	(8, 1) 0.2 S 4	(8, 1) 0.2 S 4	(8, 1) 0.2 S 4	(8, 1) 0.2 S 4	(8, 1) 0.2 S 4	(8, 1) 0.2 S 4	(8, 1) 0.2 S 4	27.00	3.000		
Mark Corey, R ERA: 4.91	(8, 1) 0.1 S 4	(8, 1) 0.1 S 4	(8, 1) 0.1 S 4	(8, 1) 0.1 S 4	(8, 1) 0.1 S 4	(8, 1) 0.1 S 4	(8, 1) 0.1 S 4	(8, 1) 0.1 S 4	(8, 1) 0.1 S 4	(8, 1) 0.1 S 4	(8, 1) 0.1 S 4	(8, 1) 0.1 S 4	(8, 1) 0.1 S 4	(8, 1) 0.1 S 4	(8, 1) 0.1 S 4	(8, 1) 0.1 S 4	0.00	9.000		



Batter	1	2	3	4	5	6	7	8	9	AB	R	H	RBI	BB	SO	LOB	TOP										
18 Jason Kendall, R OBP: 0.403, SLG: 0.381	4-1 BB		1-2 2B-3			1-3 K	0-3 K	3-2 SH1-3 2B G5-3 HBP	3-2 F9	4	1	1	1	1	2	3											
2 Jack Wilson, R OBP: 0.359, SLG: 0.496	3-2 F7		0-0 B2-3			3-3 K	0-0 1B	2-2 G5-3 SH1-3 1B		5	0	2	1	0	1	4											
Jason Bay, R OBP: 0.349, SLG: 0.506	0-0 G1-6-3		1-0 1B			2-2 1B HR	0-2 FC4 1B	1-1 SH1-3	1-2 2-3	4	1	3	2	0	0	1											
Craig Wilson, R OBP: 0.418, SLG: 0.600		2-2 L7	4-2 1B			4-0 1B HR	1-1 FC4	0-2 G5-3	2-3 3-H	3	1	0	1	2	0	3											
Rob Mackowiak, L OBP: 0.335, SLG: 0.503	1-2 1B		1-0 G4-3			2-1 1B HR	0-3 K	2-2 F9		5	1	2	0	0	1	3											
Ruben Mateo, R OBP: 0.393, SLG: 0.636	2-3 K		1-0 G3			2-1 1B HR	4-0 G1-6-3 1B BB	0-1 HR		4	3	2	5	1	1	1											
Daryle Ward, L OBP: 0.339, SLG: 0.560	1-1 P6		2-2 G4-3			1-1 P2	2-2 G1-6-3	2-2 HR		5	0	1	0	0	0	2											
Tike Redman, L OBP: 0.282, SLG: 0.314							1-2 1B	2-2 2B		0	0	0	0	0	0	0											
Chris Stynes, R OBP: 0.258, SLG: 0.279			3-1 1B 1B			1-2 G4-3	1-2 SH5-3 1B	1-2 FC5-4 1B	0-0 B2	5	2	3	1	0	0	1											
Jose Castillo, R OBP: 0.317, SLG: 0.349			0-0 1B 1B			1-1 2B 1B	1-2 SH5-3 1B	0-0 FC5-4	2-3 K	4	2	2	0	0	1	2											
<b>Inning Stats</b>	R: 0 E: 0 K: 0 S: 5	H: 0 LOB: 0 BB: 1 P: 12	R: 0 E: 0 K: 1 S: 16	H: 1 LOB: 1 BB: 0 P: 22	R: 2 E: 0 K: 0 S: 12	H: 4 LOB: 2 BB: 1 P: 22	R: 0 E: 0 K: 0 S: 8	H: 0 LOB: 0 BB: 0 P: 12	R: 5 E: 0 K: 2 S: 19	H: 4 LOB: 0 BB: 1 P: 35	R: 1 E: 0 K: 1 S: 13	H: 3 LOB: 1 BB: 0 P: 15	R: 1 E: 0 K: 1 S: 14	H: 1 LOB: 1 BB: 1 P: 21	R: 1 E: 0 K: 0 S: 19	H: 1 LOB: 1 BB: 0 P: 20	R: 1 E: 0 K: 1 S: 15	H: 2 LOB: 1 BB: 0 P: 22	1B: 12 2B: 3 3B: 0 HR: 2	SF: 0 SAC: 2 DP: 2 HBP: 1	WP: 1 PB: 0 SB: 0 CS: 0	PA: 46					
<b>PITCHER</b>	IP	WLS	BF	H	R	ER	SO	BB	IBB	HBP	BLK	WP	HR	S	P	ERA	WHIP										
Mark Redman, L ERA: 4.52	(1, 1)	5.0	25	9	7	3	3	0	0	0	0	1	1	60	103	12.60	2.400										
Chad Bradford, R ERA: 4.33	(6, 1)	1.0	6	3	1	1	1	0	0	0	0	0	0	13	15	9.00	3.000										
Ricardo Rincon, L ERA: 6.48	(7, 1)	0.2	3	0	1	1	1	1	0	0	0	0	0	9	15	13.50	1.500										
58 Justin Duchschere, R ERA: 1.93	(7, 1)	1.1	7	2	1	1	0	0	0	1	0	0	0	24	33	6.75	1.500										
Arthur Rhodes, L ERA: 4.21	(9, 1)	1.0	W	5	2	1	1	1	0	0	0	0	1	15	22	9.00	2.000										

Pittsburgh Pirates @ Oakland Athletics  
Network Associates Coliseum, Oakland, CA

AB 39  
R 11  
H 16  
RBI 11  
BB 4  
SO 6  
LOB 20



Sat Jun 12 2004, 4:05 PM EDT  
Att: 24,606 - Sunny - 65 F

Batter	1	2	3	4	5	6	7	8	9	AB	R	H	RBI	BB	SO	LOB	BOTTOM										
Eric Byrnes, R OBP: 0.371, SLG: 0.495	1-1 HR		0-0 HR			3-2 F7		0-1 G6-3	1-0 1B 21 1B	6	3	3	2	0	0	2											
Mark McLemore, S OBP: 0.385, SLG: 0.321	4-2 G5-4-3 BB		3-2 F7			0-0 F8		1-1 G3	2-2 BB 21 1B SF7	4	1	1	0	2	0	1											
21 Mark Kotsay, L OBP: 0.353, SLG: 0.381	0-1 P2		2-2 1B 2B			2-2 E8 2B 1B		0-0 G3	2-2 BB 1B 1B	5	3	3	1	1	0	1											
Jermaine Dye, R OBP: 0.350, SLG: 0.504	2-2 G5-4-3		4-1 1B BB			0-0 G4-3 2B		1-2 1B 1B	4-2 1B 2B BB	4	2	3	2	2	0	1											
Scott Hatteberg, L OBP: 0.394, SLG: 0.487			1-3 K			0-2 F8		0-0 G4-3	1-1 SF7	4	0	1	1	0	1	3											
Erubiel Durazo, L OBP: 0.391, SLG: 0.513	4-2 7 E BB		0-0 1B			2-2 G4-3		3-3 K	2-2 7 2B 1B	4	1	2	3	1	1	2											
7 Bobby Crosby, R OBP: 0.329, SLG: 0.476	1-0 E4 2B		1-2 G5-3			4-2 FC5-4 BB		0-1 P4	0-1 1B 2B	4	0	2	2	1	0	4											
Damian Miller, R OBP: 0.347, SLG: 0.442	4-2 L3 BB		0-0 F8			1-0 FC5-4			1-2 K	4	0	0	0	1	1	3											
Marco Scutaro, R OBP: 0.339, SLG: 0.434	2-2 L3		1-0 2B			2-1 G5-3		1-2 HR	1-0 F9 1B 2B	5	2	3	1	0	0	2											
<b>Inning Stats</b>	R: 1 E: 0 K: 0 S: 10	H: 1 LOB: 0 BB: 1 P: 17	R: 1 E: 1 K: 1 S: 11	H: 1 LOB: 1 BB: 2 P: 23	R: 2 E: 0 K: 0 S: 16	H: 3 LOB: 2 BB: 1 P: 26	R: 0 E: 0 K: 0 S: 6	H: 1 LOB: 0 BB: 0 P: 10	R: 2 E: 1 K: 0 S: 12	H: 2 LOB: 1 BB: 1 P: 21	R: 0 E: 0 K: 0 S: 6	H: 0 LOB: 0 BB: 0 P: 9	R: 0 E: 0 K: 1 S: 11	H: 2 LOB: 2 BB: 0 P: 16	R: 5 E: 0 K: 1 S: 30	H: 6 LOB: 2 BB: 1 P: 46	R: 1 E: 0 K: 0 S: 5	H: 2 LOB: 3 BB: 2 P: 15	1B: 9 2B: 7 3B: 0 HR: 3	SF: 1 SAC: 0 DP: 2 HBP: 0	WP: 0 PB: 0 SB: 0 CS: 0	PA: 49					
<b>PITCHER</b>	IP	WLS	BF	H	R	ER	SO	BB	IBB	HBP	BLK	WP	HR	S	P	ERA	WHIP										
Ryan Vogelsong, R ERA: 7.93	(1, 1)	4.0	22	8	6	1	4	0	0	0	0	0	0	6	12	0.00	1.500										
Michael Gonzalez, L ERA:	(5, 1)	0.2	3	0	0	0	0	1	0	0	0	0	0	11	16	0.00	0.600										
Brian Meadows, R ERA: 2.8	(5, 1)	1.2	6	1	0	0	0	0	0	0	0	0	0	5	9	0.00	3.000										
37 Mike Johnston, L ERA: 3.54	(7, 1)	0.1	H	2	1	0	0	1	0	0	0	0	0	1	2	0.00	0.000										
16 Salomon Torres, R ERA: 3.0	(7, 1)	0.1	H	1	0	0	0	0	0	0	0	0	0	2	2	0.00	0.000										
<b>PITCHER</b>	IP	WLS	BF	H	R	ER	SO	BB	IBB	HBP	BLK	WP	HR	S	P	ERA	WHIP										
Jose Mesa, R ERA: 2.88	(8, 1)	0.2	L	6	2	1	0	0	0	0	0	0	0	6	16	13.50	3.000										
Mark Corey, R ERA: 5.63	(8, 1)	0.2	L	6	2	1	0	0	0	0	0	0	0	6	16	13.50	3.000										

Pittsburgh Pirates @ Oakland Athletics  
Network Associates Coliseum, Oakland, CA

AB 40  
R 12  
H 18  
RBI 12  
BB 8  
SO 3  
LOB 19



Sat Jun 12 2004, 4:05 PM EDT  
Att: 24,606 - Sunny - 65 F



Batter	1	2	3	4	5	6	7	8	9	AB	R	H	RBI	BB	SO	LOB	TOP											
18 Jason Kendall, R OBP: 0.401, SLG: 0.376	F8			F8	BB			G1-3		3	0	0	0	1	0	0	<b>Pittsburgh Pirates @ Oakland Athletics</b> Network Associates Coliseum, Oakland, CA Sun Jun 13 2004, 4:05 PM EDT Att: 34,328 - Sunny - 69 F											
2 Jack Wilson, R OBP: 0.383, SLG: 0.504 Abraham Nunez, S OBP: 0.288, SLG: 0.377	L9			G5-3	BB			G6-3		2	1	1	0	1	0	0												
Jason Bay, R OBP: 0.333, SLG: 0.481	K			G5-3	K			K		4	0	0	1	0	3	2												
Craig Wilson, R OBP: 0.415, SLG: 0.607		G6-3		HR				F9		4	1	1	1	0	0	0												
Ruben Mateo, R OBP: 0.387, SLG: 0.600 Bobby Hill, S OBP: 0.344, SLG: 0.333	K			1B				K		3	0	1	0	0	2	0												
Rob Mackowiak, L OBP: 0.332, SLG: 0.497 Tike Redman, L OBP: 0.260, SLG: 0.311	K			G6-3				L8		2	0	0	0	0	1	1												
Daryle Ward, L OBP: 0.338, SLG: 0.580				G1-3				G4-3		3	1	1	1	0	0	0												
Chris Stynes, R OBP: 0.252, SLG: 0.272				F8				F8		3	0	0	0	0	0	0												
Jose Castillo, R OBP: 0.310, SLG: 0.341				K				G5-3		3	0	0	0	0	1	0												
<b>Inning Stats</b>	R: 0 E: 0 K: 1 S: 6	H: 0 LOB: 0 BB: 0 P: 10	R: 0 E: 0 K: 2 S: 8	H: 0 LOB: 0 BB: 0 P: 13	R: 0 E: 0 K: 1 S: 8	H: 0 LOB: 0 BB: 0 P: 10	R: 2 E: 0 K: 0 S: 11	H: 3 LOB: 1 BB: 0 P: 14	R: 1 E: 0 K: 1 S: 9	H: 1 LOB: 2 BB: 2 P: 22	R: 0 E: 0 K: 1 S: 7	H: 0 LOB: 0 BB: 0 P: 9	R: 0 E: 0 K: 0 S: 6	H: 0 LOB: 0 BB: 0 P: 10	R: 0 E: 0 K: 1 S: 7	H: 0 LOB: 0 BB: 0 P: 11		1B: 1 2B: 0 3B: 1 HR: 2	SF: 0 SAC: 0 DP: 0 HBP: 0	WP: 0 PB: 0 SB: 0 CS: 0	PA: 33							
<b>PITCHER</b>	IP	WLS	BF	H	R	ER	SO	BB	IBB	HBP	BLK	WP	HR	S	P	ERA	WHIP											
Mark Mulder, L ERA: 2.97	(1, 1)	8.0	W	30	4	3	3	7	2	0	0	0	0	2	61	97	3.38	0.750										
Jim Mecir, R ERA: 5.24	(9, 1)	1.0		3	0	0	0	0	0	0	0	0	0	7	11	0.00	0.000											

Batter	1	2	3	4	5	6	7	8	9	AB	R	H	RBI	BB	SO	LOB	BOTTOM											
Eric Byrnes, R OBP: 0.379, SLG: 0.513	K	G6-4-3		HR	BB			G6-4-3		5	2	3	3	1	1	2	<b>Pittsburgh Pirates @ Oakland Athletics</b> Network Associates Coliseum, Oakland, CA Sun Jun 13 2004, 4:05 PM EDT Att: 34,328 - Sunny - 69 F											
Mark McLemore, S OBP: 0.386, SLG: 0.305 Esteban German, R OBP: 0.258, SLG: 0.179	F7		BB	K	BB	FC6-4		G6-4-3		3	1	0	0	2	1	1												
21 Mark Kotsay, L OBP: 0.394, SLG: 0.393 23 Bobby Kielty, S OBP: 0.322, SLG: 0.419	1B		S	BB	BB			P3		4	1	4	1	0	0	0												
Jermaine Dye, R OBP: 0.358, SLG: 0.517	1B		BB	BB	BB			1B		4	2	3	0	1	0	2												
Scott Hatteberg, L OBP: 0.395, SLG: 0.505 Eric Karros, R OBP: 0.224, SLG: 0.295	G4-3		SF7		1B	HR		1B		3	2	2	3	0	0	2												
Erubiel Durazo, L OBP: 0.385, SLG: 0.521		F9	FC3-2-5-1		1B	HR		K		5	2	3	0	0	1	3												
7 Bobby Crosby, R OBP: 0.321, SLG: 0.464	F9		F9		K	FC4-6		F7		5	1	0	0	0	1	8												
17 Adam Melhuse, S OBP: 0.321, SLG: 0.458	E4			K	HR			1B		3	2	1	5	2	1	0												
Marco Scutaro, R OBP: 0.335, SLG: 0.428	G6-4-3			K	F7	G3		K		5	0	1	0	0	2	3												
<b>Inning Stats</b>	R: 0 E: 0 K: 1 S: 18	H: 2 LOB: 2 BB: 0 P: 26	R: 1 E: 1 K: 0 S: 15	H: 2 LOB: 1 BB: 0 P: 21	R: 1 E: 0 K: 0 S: 9	H: 1 LOB: 2 BB: 2 P: 22	R: 1 E: 0 K: 3 S: 12	H: 1 LOB: 0 BB: 0 P: 17	R: 6 E: 0 K: 1 S: 26	H: 6 LOB: 2 BB: 2 P: 46	R: 3 E: 0 K: 0 S: 20	H: 3 LOB: 1 BB: 1 P: 29	R: 1 E: 0 K: 1 S: 12	H: 2 LOB: 1 BB: 0 P: 21	R: 0 E: 0 K: 1 S: 9	H: 1 LOB: 1 BB: 1 P: 16		1B: 13 2B: 1 3B: 1 HR: 3	SF: 1 SAC: 0 DP: 2 HBP: 0	WP: 0 PB: 0 SB: 1 CS: 0	PA: 47							
<b>PITCHER</b>	IP	WLS	BF	H	R	ER	SO	BB	IBB	HBP	BLK	WP	HR	S	P	ERA	WHIP											
Kip Wells, R ERA: 5.25	(1, 1)	4.1	L	26	11	8	8	5	2	0	0	0	0	0	13	16.61	3.000											
34 John Grabow, L ERA: 4.67	(5, 1)	1.2		12	4	4	4	0	3	0	0	0	0	1	29	48	21.60	4.200										
37 Mike Johnston, L ERA: 3.8	(7, 1)	1.0		5	2	1	1	1	0	0	0	0	0	12	21	9.00	2.000											
Michael Gonzalez, L ERA:	(8, 1)	1.0		4	1	0	0	1	1	0	0	0	0	9	16	0.00	2.000											



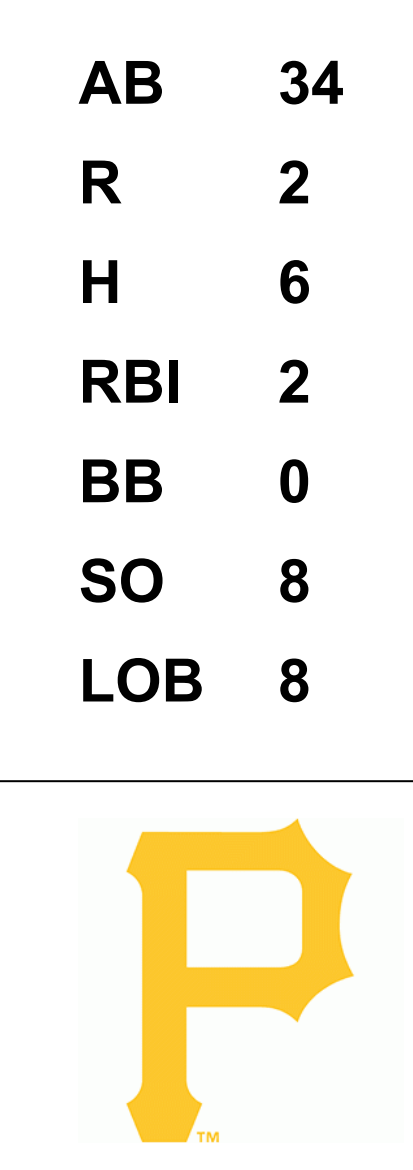


Batter	1	2	3	4	5	6	7	8	9	AB	R	H	RBI	BB	SO	LOB	TOP								
<b>9 Chone Figgins, S</b> OBP: 0.397, SLG: 0.473	0-2 27 G6-3 1B		1-1 1-2 1B		2-0 F9		2-3 K		2-2 2B	5	0	3	2	0	1	1	<b>Anaheim Angels @ Pittsburgh Pirates</b> PNC Park, Pittsburgh, PA Tue Jun 15 2004, 7:05 PM EDT Att: 19,035 - Overcast - 75 F								
<b>Alfredo Amezaga, S</b> OBP: 0.206, SLG: 0.153	0-1 F8		0-3 K		0-3 K		3-2 G4-3		1-H 3-H 1-1 G6-3	5	0	0	0	0	2	5									
<b>27 Vladimir Guerrero, R</b> OBP: 0.395, SLG: 0.597	0-0 G6-3		0-1 F7		2-2 16 HR 2B				0-0 G6-3	4	1	1	0	0	0	3									
<b>16 Garret Anderson, L</b> OBP: 0.391, SLG: 0.543		0-0 F7		1-3 K		0-0 2H HR		0-1 G6-4-3 1B		4	1	2	2	0	1	0									
<b>Jose Guillen, R</b> OBP: 0.363, SLG: 0.509		2-3 K		1-3 K		0-3 K		0-0 G6-4-3		4	0	0	0	0	3	1									
<b>Darin Erstad, L</b> OBP: 0.307, SLG: 0.348		1-2 2B		4-0 BB		0-0 L8			0-1 FC4-6 9 2B SH5-3 1B	3	1	2	0	1	0	0									
<b>Jose Molina, R</b> OBP: 0.289, SLG: 0.373		1-0 F9		1-2 P4		0-0 1B			0-0 SH5-3	3	0	1	0	0	0	2									
<b>Adam Kennedy, L</b> OBP: 0.291, SLG: 0.308			0-2 P6		1-0 SH5-3 1B		0-3 K		4-2 FC4-6 BB	3	0	1	0	1	1	1									
<b>Jarrod Washburn, L</b> OBP: 1.000, SLG: 1.000			0-1 9 1B		0-0 SH5-3				0-0 FC4-6 9 S 2B	1	0	1	0	0	0	0									
<b>39 Robb Quinlan, R</b> OBP: 0.356, SLG: 0.333					1-2 1B				1-2 2-3	0	0	0	0	0	0	0									
<b>62 Scot Shields, R</b> OBP: 0.408, SLG: 0.451										1	1	0	0	0	0	2									
<b>Francisco Rodriguez, R</b> OBP: 0.289, SLG: 0.373										0	0	0	0	0	0	0									
<b>Inning Stats</b>	R: 0 E: 0 K: 0 S: 6	H: 1 LOB: 0 BB: 0 P: 6	R: 0 E: 0 K: 1 S: 11	H: 1 LOB: 1 BB: 0 P: 15	R: 0 E: 0 K: 1 S: 14	H: 2 LOB: 2 BB: 0 P: 15	R: 0 E: 0 K: 2 S: 9	H: 0 LOB: 1 BB: 1 P: 16	R: 0 E: 0 K: 1 S: 6	H: 1 LOB: 1 BB: 0 P: 9	R: 2 E: 0 K: 2 S: 15	H: 3 LOB: 1 BB: 0 P: 17	R: 0 E: 0 K: 1 S: 10	H: 0 LOB: 0 BB: 0 P: 18	R: 0 E: 0 K: 0 S: 4	H: 1 LOB: 0 BB: 0 P: 4	R: 2 E: 0 K: 0 S: 12	H: 2 LOB: 1 BB: 1 P: 19	1B: 7 2B: 3 3B: 0 HR: 1	SF: 0 SAC: 2 DP: 2 HBP: 0	WP: 0 PB: 0 SB: 1 CS: 0	PA: 38			
<b>PITCHER</b>	IP	WLS	BF	H	R	ER	SO	BB	IBB	HBP	BLK	WP	HR	S	P	ERA	WHIP								
<b>Oliver Pérez, L</b> ERA: 3.63	7.0		29	8	2	2	8	1	0	0	0	0	1	71	96	2.57	1.286								
<b>16 Salomon Torres, R</b> ERA: 3.34	2.0	L	9	3	2	2	0	1	0	0	0	0	0	16	23	9.00	2.000								

AB	34
R	4
H	11
RBI	4
BB	2
SO	8
LOB	15



Batter	1	2	3	4	5	6	7	8	9	AB	R	H	RBI	BB	SO	LOB	BOTTOM								
<b>18 Jason Kendall, R</b> OBP: 0.394, SLG: 0.369	0-1 F8		2-2 F9			2-2 G6-3		0-0 F7		4	0	0	0	0	0	0	<b>Anaheim Angels @ Pittsburgh Pirates</b> PNC Park, Pittsburgh, PA Tue Jun 15 2004, 7:05 PM EDT Att: 19,035 - Overcast - 75 F								
<b>2 Jack Wilson, R</b> OBP: 0.361, SLG: 0.500	2-2 P6		2-1 G5-3			3-2 F8		1-2 1B		4	0	1	0	0	0	0									
<b>Jason Bay, R</b> OBP: 0.319, SLG: 0.459	1-3 K		2-3 K			1-3 K		1-3 K		4	0	0	0	0	4	1									
<b>Craig Wilson, R</b> OBP: 0.413, SLG: 0.614		0-0 HR		2-2 P3		2-2 E5 1B		0-3 K		4	2	1	1	0	1	0									
<b>Ruben Mateo, R</b> OBP: 0.364, SLG: 0.556		0-1 F9		2-2 G4-3		2-1 F7		1-0 2B		2	0	0	0	0	0	0									
<b>Rob Mackowiak, L</b> OBP: 0.333, SLG: 0.503										2	0	1	0	0	0	1									
<b>Danyle Ward, L</b> OBP: 0.328, SLG: 0.561		1-1 P6		2-1 G6-3		1-1 P6		1-2 F9		4	0	0	0	0	0	2									
<b>Bobby Hill, S</b> OBP: 0.349, SLG: 0.339		1-2 2B 1B			0-0 G6-3		1-1 2H 1B		3-2 F7	4	0	2	1	0	0	1									
<b>Jose Castillo, R</b> OBP: 0.310, SLG: 0.348		1-1 2B			0-3 K		0-2 K			3	0	1	0	0	2	1									
<b>16 Salomon Torres, R</b> ERA: 3.34		1-3 2B			1-2 F7				0-3 K	0	0	0	0	0	0	0									
<b>Oliver Pérez, L</b> ERA: 3.63										2	0	0	0	0	0	2									
<b>Abraham Nunez, S</b> OBP: 0.284, SLG: 0.372										1	0	0	0	0	1	0									
<b>Inning Stats</b>	R: 0 E: 0 K: 1 S: 10	H: 0 LOB: 0 BB: 0 P: 13	R: 1 E: 0 K: 0 S: 15	H: 3 LOB: 2 BB: 0 P: 20	R: 0 E: 0 K: 1 S: 9	H: 0 LOB: 0 BB: 0 P: 15	R: 0 E: 0 K: 0 S: 10	H: 0 LOB: 0 BB: 0 P: 16	R: 0 E: 0 K: 1 S: 9	H: 0 LOB: 0 BB: 0 P: 10	R: 0 E: 0 K: 1 S: 12	H: 0 LOB: 0 BB: 0 P: 18	R: 1 E: 1 K: 1 S: 13	H: 1 LOB: 1 BB: 0 P: 19	R: 0 E: 0 K: 2 S: 11	H: 1 LOB: 1 BB: 0 P: 13	R: 0 E: 0 K: 1 S: 11	H: 1 LOB: 1 BB: 0 P: 16	1B: 3 2B: 2 3B: 0 HR: 1	SF: 0 SAC: 0 DP: 0 HBP: 0	WP: 0 PB: 0 SB: 0 CS: 0	PA: 34			
<b>PITCHER</b>	IP	WLS	BF	H	R	ER	SO	BB	IBB	HBP	BLK	WP	HR	S	P	ERA	WHIP								
<b>Jarrod Washburn, L</b> ERA: 3.31	6.0		21	3	1	1	4	0	0	0	0	0	0	65	92	1.50	0.500								
<b>62 Scot Shields, R</b> ERA: 2.82	2.0	W	9	2	1	0	3	0	0	0	0	0	0	24	32	0.00	1.000								
<b>Francisco Rodriguez, R</b> ERA: 1.22	1.0	S	4	1	0	0	1	0	0	0	0	0	0	11	16	0.00	1.000								





Batter	1	2	3	4	5	6	7	8	9	AB	R	H	RBI	BB	SO	LOB	TOP										
<b>9 Chone Figgins, S</b> OBP: 0.350, SLG: 0.462 (1, 5)	G4-3			G3	FC4-2 1B		G3		K	5	0	0	0	0	1	5	<b>Anaheim Angels @ Pittsburgh Pirates</b> PNC Park, Pittsburgh, PA Wed Jun 16 2004, 7:05 PM EDT Att: 22,404 - Overcast - 69 F										
<b>Adam Kennedy, L</b> OBP: 0.293, SLG: 0.311 (1, 4)	G6-4-3 1B			F7	3-H FC4-2 1B			K	K	5	0	2	1	0	2	2											
<b>27 Vladimir Guerrero, R</b> OBP: 0.390, SLG: 0.599 (1, 9)	G6-4-3			1B	2B			2B	1B	4	2	2	0	0	1	3											
<b>16 Garret Anderson, L</b> OBP: 0.396, SLG: 0.536 (1, 8)		G6-4-3 1B		1B	IBB			K	K	3	0	1	0	1	2	1											
<b>Jose Guillen, R</b> OBP: 0.365, SLG: 0.513 (1, 7)	P3			1B	1B		G5-3			4	0	2	2	0	0	1											
<b>Darin Erstad, L</b> OBP: 0.299, SLG: 0.338 (1, 3)	G6-4-3			F7			G1-3		G3	4	0	0	0	0	0	4											
<b>Josh Paul, R</b> OBP: 0.304, SLG: 0.200 (1, 2)			F9		2B FC4-2 1B		G1-3		SH1-4 3B 1B	3	0	1	0	1	0	0											
<b>Alfredo Amezaga, S</b> OBP: 0.215, SLG: 0.180 <b>39 Robb Quinlan, R</b> OBP: 0.372, SLG: 0.342 (7, PH) (7, 5)	G4-3			G4-3	1B		E4		SH1-4 1B	2	1	1	0	0	0	0											
<b>41 John Lackey, R</b> (1, 1)	G4-3			G4-3	K		K		SH1-4	2	0	0	0	0	1	2											
<b>Tim Salmon, R</b> OBP: 0.304, SLG: 0.325 <b>Derrick Turnbow, R</b> (7, PH) <b>David Eckstein, R</b> OBP: 0.355, SLG: 0.360 (9, PH)									1-2 2-3	1	0	0	0	0	1	1											
<b>Inning Stats</b>	R: 0 E: 0 K: 0 S: 7	H: 1 LOB: 0 BB: 0 P: 11	R: 0 E: 0 K: 0 S: 6	H: 1 LOB: 0 BB: 0 P: 8	R: 0 E: 0 K: 0 S: 6	H: 0 LOB: 0 BB: 0 P: 10	R: 1 E: 0 K: 0 S: 10	H: 2 LOB: 2 BB: 1 P: 23	R: 1 E: 0 K: 2 S: 21	H: 3 LOB: 2 BB: 0 P: 36	R: 0 E: 0 K: 1 S: 9	H: 0 LOB: 0 BB: 0 P: 15	R: 0 E: 1 K: 1 S: 9	H: 0 LOB: 1 BB: 0 P: 9	R: 1 E: 0 K: 2 S: 10	H: 2 LOB: 1 BB: 0 P: 16	R: 0 E: 0 K: 2 S: 14	H: 1 LOB: 2 BB: 1 P: 27	1B: 7 2B: 3 3B: 0 HR: 0	SF: 0 SAC: 1 DP: 2 HBP: 0	WP: 0 PB: 0 SB: 1 CS: 0	PA: 38					
<b>PITCHER</b>	IP	WLS	BF	H	R	ER	SO	BB	IBB	HBP	BLK	WP	HR	S	P	ERA	WHIP										
<b>Josh Fogg, R</b> ERA: 6.57 <b>34 John Grabow, L</b> ERA: 4.5 <b>Brian Meadows, R</b> ERA: 2.72 <b>16 Salomon Torres, R</b> ERA: 3.5 <b>Jose Mesa, R</b> ERA: 2.77	5.0	W	21	7	2	2	2	0	1	0	0	0	0	50	88	3.60	1.400										

Batter	1	2	3	4	5	6	7	8	9	AB	R	H	RBI	BB	SO	LOB	BOTTOM										
<b>18 Jason Kendall, R</b> OBP: 0.392, SLG: 0.364 (1, 2)	G6-3		F9		FC6-4 2B 1B HR		2B G6-3 BB			3	1	0	1	1	0	2	<b>Anaheim Angels @ Pittsburgh Pirates</b> PNC Park, Pittsburgh, PA Wed Jun 16 2004, 7:05 PM EDT Att: 22,404 - Overcast - 69 F										
<b>2 Jack Wilson, R</b> OBP: 0.380, SLG: 0.496 (1, 6)	K			F8	1B		G6-3			4	1	1	0	0	1	2											
<b>Daryle Ward, L</b> OBP: 0.333, SLG: 0.583 (7, 3)	G1-3			1B	HR			G4-3		4	1	2	3	0	0	0											
<b>Craig Wilson, R</b> OBP: 0.407, SLG: 0.603 (7, 9)		P6		K	K			G6-3		4	0	0	0	0	2	1											
<b>Rob Mackowiak, L</b> OBP: 0.332, SLG: 0.497 (1, 5)	G6-3			K			F8-1-3 1B	G3-1		4	0	1	0	0	1	1											
<b>Randall Simon, L</b> OBP: 0.271, SLG: 0.244 <b>Brian Meadows, R</b> <b>Jose Castillo, R</b> OBP: 0.310, SLG: 0.348 (8, 4)	F7			G4-3			F8-1-3			3	0	0	0	0	0	1											
<b>Bobby Hill, S</b> OBP: 0.357, SLG: 0.348 <b>16 Salomon Torres, R</b> <b>Jose Mesa, R</b> (9, 1)				FC4-6 1B	1B		F8			3	1	2	0	0	0	0											
<b>Tike Redman, L</b> OBP: 0.261, SLG: 0.311 (1, 8)			FC4-6 SH1-4		1B 18 FC6-4 1B		F7			3	1	1	0	0	0	1											
<b>Josh Fogg, R</b> <b>Abraham Nunez, S</b> OBP: 0.293, SLG: 0.380 <b>34 John Grabow, L</b> <b>Chris Stynes, R</b> OBP: 0.258, SLG: 0.278 (7, 5)	SH1-4				1B					0	0	0	0	0	0	0											
<b>Inning Stats</b>	R: 0 E: 0 K: 1 S: 10	H: 0 LOB: 0 BB: 0 P: 15	R: 0 E: 0 K: 0 S: 8	H: 0 LOB: 0 BB: 0 P: 11	R: 0 E: 0 K: 0 S: 6	H: 1 LOB: 1 BB: 0 P: 8	R: 0 E: 0 K: 2 S: 10	H: 1 LOB: 1 BB: 0 P: 17	R: 5 E: 0 K: 1 S: 19	H: 5 LOB: 0 BB: 0 P: 27	R: 0 E: 0 K: 0 S: 5	H: 1 LOB: 0 BB: 1 P: 6	R: 0 E: 0 K: 0 S: 7	H: 1 LOB: 1 BB: 1 P: 13	R: 0 E: 0 K: 0 S: 4	H: 0 LOB: 0 BB: 0 P: 4		1B: 8 2B: 1 3B: 0 HR: 1	SF: 0 SAC: 1 DP: 2 HBP: 0	WP: 0 PB: 1 SB: 1 CS: 0	PA: 32						
<b>PITCHER</b>	IP	WLS	BF	H	R	ER	SO	BB	IBB	HBP	BLK	WP	HR	S	P	ERA	WHIP										
<b>41 John Lackey, R</b> ERA: 5.51 <b>Derrick Turnbow, R</b> ERA:	6.0	L	25	8	5	5	4	0	0	0	0	0	0	11	84	7.50	1.333										





Batter	1	2	3	4	5	6	7	8	9	AB	R	H	RBI	BB	SO	LOB	TOP										
9 Chone Figgins, S OBP: 0.343, SLG: 0.454 (1, 5)	B1			G6-3		K		FC6		4	0	0	0	0	1	1	<b>Anaheim Angels @ Pittsburgh Pirates</b> PNC Park, Pittsburgh, PA Thu Jun 17 2004, 7:05 PM EDT Att: 15,395 - Overcast - 79 F										
Adam Kennedy, L OBP: 0.293, SLG: 0.310 (1, 4)	F8			K		F8			1B	4	0	1	0	0	1	0											
27 Vladimir Guerrero, R OBP: 0.391, SLG: 0.590 (1, 9)	K			G5-3				F8	P3	4	0	0	0	0	1	1											
16 Garret Anderson, L OBP: 0.411, SLG: 0.557 (1, 8)		F7			1B	2B		E8	1B	4	2	3	0	0	0	0											
Jose Guillen, R OBP: 0.363, SLG: 0.508 (1, 7)		G4-3			K			G1-6-3	1B	4	0	1	1	0	1	3											
Darin Erstad, L OBP: 0.297, SLG: 0.336 (1, 3)		L8			G6-3	1B		G1-6-3	G1-3	4	0	1	1	0	0	3											
Jose Molina, R OBP: 0.284, SLG: 0.366 (8, PH)				K	G6-3			L8		2	0	0	0	0	1	1											
Jeff DaVanon, S OBP: 0.405, SLG: 0.448 (8, PH)					G6-3					1	0	0	0	0	0	0											
Josh Paul, R OBP: 0.304, SLG: 0.200 (8, 2)					1-2					0	0	0	0	0	0	0											
Alfredo Amezaga, S OBP: 0.209, SLG: 0.175 (8, PH)				G3-1	K2-3			K2-3		2	0	0	0	0	1	1											
39 Robb Quinlan, R OBP: 0.394, SLG: 0.533 (8, 5)										1	0	0	0	0	1	0											
40 Bartolo Colon, R (1, 1)				G3						2	0	0	0	0	1	0											
Tim Salmon, R OBP: 0.312, SLG: 0.333 (8, PH)										1	0	1	0	0	0	0											
Kevin Gregg, R (8, 1)										0	0	0	0	0	0	0											
<b>Inning Stats</b>	R: 0 E: 0 K: 1 S: 6	H: 0 LOB: 0 BB: 0 P: 7	R: 0 E: 0 K: 0 S: 5	H: 0 LOB: 0 BB: 0 P: 5	R: 0 E: 0 K: 1 S: 9	H: 0 LOB: 0 BB: 0 P: 13	R: 1 E: 0 K: 2 S: 12	H: 2 LOB: 1 BB: 0 P: 15	R: 0 E: 0 K: 2 S: 11	H: 0 LOB: 0 BB: 0 P: 16	R: 1 E: 1 K: 0 S: 6	H: 2 LOB: 0 BB: 0 P: 11	R: 0 E: 0 K: 1 S: 11	H: 1 LOB: 1 BB: 0 P: 16	R: 0 E: 0 K: 0 S: 6	H: 2 LOB: 2 BB: 0 P: 8	1B: 6 2B: 1 3B: 0 HR: 0	SF: 0 SAC: 0 DP: 1 HBP: 0	WP: 0 PB: 0 SB: 0 CS: 0	PA: 33							
<b>PITCHER</b>	IP	WLS	BF	H	R	ER	SO	BB	IBB	HBP	BLK	WP	HR	S	P	ERA	WHIP										
Kris Benson, R ERA: 5.0 (1, 1)	8.0	W	28	5	2	1	8	0	0	0	0	0	0	70	99	1.12	0.625										
Jose Mesa, R ERA: 2.67 (9, 1)	1.0	S	5	2	0	0	0	0	0	0	0	0	0	6	8	0.00	2.000										

Batter	1	2	3	4	5	6	7	8	9	AB	R	H	RBI	BB	SO	LOB	BOTTOM											
18 Jason Kendall, R OBP: 0.394, SLG: 0.368 (1, 2)	G6-3					G4-3				3	0	1	0	1	0	0	<b>Anaheim Angels @ Pittsburgh Pirates</b> PNC Park, Pittsburgh, PA Thu Jun 17 2004, 7:05 PM EDT Att: 15,395 - Overcast - 79 F											
2 Jack Wilson, R OBP: 0.382, SLG: 0.511 (1, 6)				2B		BB				4	1	2	1	0	0	3												
Daryle Ward, L OBP: 0.338, SLG: 0.580 (1, 9)				G6-3		L8				4	0	2	0	0	0	1												
Craig Wilson, R OBP: 0.401, SLG: 0.593 (1, 7)						HR				4	0	0	0	0	1	3												
Rob Mackowiak, L OBP: 0.339, SLG: 0.515 (1, 5)										3	1	2	1	1	1	0												
Randall Simon, L OBP: 0.258, SLG: 0.232 (1, 3)										4	0	0	0	0	0	3												
Chris Stynes, R OBP: 0.258, SLG: 0.278 (9, 5)										0	0	0	0	0	0	0												
Bobby Hill, S OBP: 0.353, SLG: 0.345 (1, 4)										4	1	1	0	0	1	2												
Jose Mesa, R (9, 1)										0	0	0	0	0	0	0												
Tike Redman, L OBP: 0.270, SLG: 0.350 (1, 8)										4	2	3	3	0	0	0												
Kris Benson, R OBP: 0.217, SLG: 0.182 (1, 1)										2	0	0	0	0	1	0												
Abraham Nunez, S OBP: 0.289, SLG: 0.375 (8, PH)										1	0	0	0	0	0	0												
<b>Inning Stats</b>	R: 0 E: 0 K: 0 S: 11	H: 1 LOB: 1 BB: 0 P: 16	R: 0 E: 0 K: 1 S: 6	H: 0 LOB: 0 BB: 0 P: 8	R: 0 E: 0 K: 1 S: 12	H: 1 LOB: 1 BB: 0 P: 13	R: 1 E: 0 K: 1 S: 8	H: 1 LOB: 0 BB: 0 P: 10	R: 0 E: 0 K: 1 S: 7	H: 1 LOB: 2 BB: 1 P: 14	R: 0 E: 0 K: 1 S: 10	H: 1 LOB: 1 BB: 1 P: 20	R: 2 E: 0 K: 0 S: 10	H: 3 LOB: 1 BB: 0 P: 16	R: 2 E: 0 K: 0 S: 11	H: 3 LOB: 0 BB: 0 P: 17	1B: 5 2B: 2 3B: 0 HR: 4	SF: 0 SAC: 1 DP: 0 HBP: 0	WP: 0 PB: 0 SB: 0 CS: 1	PA: 36								
<b>PITCHER</b>	IP	WLS	BF	H	R	ER	SO	BB	IBB	HBP	BLK	WP	HR	S	P	ERA	WHIP											
40 Bartolo Colon, R ERA: 6.04 (1, 1)	7.0	L	31	8	3	3	4	2	0	0	0	0	0	3	64	97	3.86	1.429										
Kevin Gregg, R ERA: 2.49 (8, 1)	1.0		5	3	2	2	0	0	0	0	0	0	1	11	17	18.00	3.000											

AB 33  
R 2  
H 7  
RBI 2  
BB 0  
SO 8  
LOB 10



AB 33  
R 5  
H 11  
RBI 5  
BB 2  
SO 4  
LOB 12






Batter	1	2	3	4	5	6	7	8	9	AB	R	H	RBI	BB	SO	LOB	TOP										
<b>Randy Winn, S</b> OBP: 0.324, SLG: 0.372 (1, 8)	1-0 SH1-3 2B	2-0 SF7			1-0 G3-1 1B		0-0 G1-3		0-0 G6-3	4	0	2	1	0	0	2											
<b>Jolbert Cabrera, R</b> OBP: 0.328, SLG: 0.405 (1, 7)	0-0 SH1-3 2-3	0-0 G6-4-3			1-2 G3-1 1B		3-2 51 G4-3 51 S WP 1B			3	1	2	1	0	0	1											
<b>51 Ichiro Suzuki, L</b> OBP: 0.379, SLG: 0.407 (1, 9)	0-0 P4		0-1 G4-3		1-2 F5		1-2 G4-3			4	0	0	0	0	0	4											
<b>John Olerud, L</b> OBP: 0.379, SLG: 0.381 (1, 3)	4-2 FC6-4 BB		3-3 K		1-0 G3-1		3-1 G4-3			3	0	0	0	1	1	2											
<b>Bret Boone, R</b> OBP: 0.303, SLG: 0.380 (1, 4)	0-0 FC6-4 1-2f		1-2 F9		3-2 G1-3			1-3 K		4	0	0	0	0	1	4											
<b>Scott Spiezio, S</b> OBP: 0.300, SLG: 0.396 (1, 5)		0-1 BB 1B			0-0 F7		2-2 P6		1-3 K	4	1	1	0	0	1	0											
<b>Dan Wilson, R</b> OBP: 0.322, SLG: 0.367 (1, 2)	1-1 BB 1B	1-2 BB 1B			3-2 1B		0-1 F7		1-0 G5-3	4	1	2	0	0	0	0											
<b>Ramon Santiago, S</b> OBP: 0.294, SLG: 0.267 (1, 6)	4-2 BB 1B	2-3 SF7 BB			0-0 F8		2-1 P6		0-0 B1-3	3	1	0	0	1	0	1											
<b>Jamie Moyer, L</b> 16 Willie Stromboski, R 40 Julio Mateo, R Shigetoshi Hasegawa, R Mike Myers, L 20 J.J. Putz, R Edgar Martinez, R Eddie Guardado, R (1, 1)	0-1 BB 1B	0-1 BB 1B			2-3 K		0-0 G1-3 1B 2B		4-0 BB	2	0	1	2	0	1	1											
<b>Inning Stats</b>	R: 0 E: 0 K: 0 S: 7	H: 1 LOB: 2 BB: 1 P: 12	R: 3 E: 0 K: 0 S: 12	H: 3 LOB: 0 BB: 1 P: 19	R: 0 E: 0 K: 1 S: 10	H: 0 LOB: 0 BB: 0 P: 14	R: 0 E: 0 K: 1 S: 10	H: 1 LOB: 1 BB: 0 P: 15	R: 0 E: 0 K: 0 S: 11	H: 2 LOB: 2 BB: 0 P: 19	R: 2 E: 0 K: 0 S: 8	H: 2 LOB: 0 BB: 0 P: 16	R: 0 E: 0 K: 2 S: 8	H: 0 LOB: 0 BB: 1 P: 11	R: 0 E: 0 K: 2 S: 2	H: 0 LOB: 0 BB: 1 P: 6	1B: 7 2B: 2 3B: 0 HR: 0	SF: 1 SAC: 1 DP: 2 HBP: 0	WP: 1 PB: 0 SB: 1 CS: 0	PA: 37							
<b>PITCHER</b>	IP	WLS	BF	H	R	ER	SO	BB	IBB	HBP	BLK	WP	HR	S	P	ERA	WHIP										
<b>Ryan Vogelsong, R</b> ERA: 7.62 (1, 1)	6.0	L	26	7	3	3	2	2	0	0	0	0	0	57	90	4.50	1.500										
<b>37 Mike Johnston, L</b> ERA: 4.15 (7, 1)	0.1		2	1	0	0	0	0	0	0	0	0	0	4	9	0.00	3.000										
<b>Mark Corey, R</b> ERA: 6.48 (7, 1)	0.1		2	1	0	0	0	0	0	0	0	0	0	4	9	0.00	3.000										
<b>Michael Gonzalez, L</b> ERA: (7, 1)	1.1		4	0	1	1	2	0	0	0	0	1	0	10	16	6.75	0.000										
<b>Brian Meadows, R</b> ERA: 2.65 (9, 1)	1.0		3	0	0	0	0	1	0	0	0	0	0	2	6	0.00	1.000										

Seattle Mariners @ Pittsburgh Pirates  
PNC Park, Pittsburgh, PA  
Fri Jun 18 2004, 7:05 PM EDT  
Att: 29,601 - Cloudy - 78 F

livebaseballscorecards.com

AB 32  
R 5  
H 9  
RBI 4  
BB 3  
SO 4  
LOB 15




Batter	1	2	3	4	5	6	7	8	9	AB	R	H	RBI	BB	SO	LOB	BOTTOM										
<b>18 Jason Kendall, R</b> OBP: 0.395, SLG: 0.370 (1, 2)	1-2 FC5-4 1B		1-2 P3			2-2 1B		2-2 F9		4	0	2	0	0	0	1											
<b>2 Jack Wilson, R</b> OBP: 0.394, SLG: 0.509 (1, 6)	0-2 F7		4-1 BB			2-3 K		1-1 FC3-6 1B		3	0	1	0	1	1	2											
<b>Daryle Ward, L</b> OBP: 0.329, SLG: 0.563 (1, 3)	1-0 F9		1-0 G5-3			3-1 F8		3-1 FC3-6 1B		4	0	0	1	0	0	4											
<b>Craig Wilson, R</b> OBP: 0.395, SLG: 0.583 (1, 9)	1-1 FC5-4 1-2f				3-1 G5-3		2-0 G5-3		3-2 G5-3	4	0	0	0	0	0	3											
<b>Jason Bay, R</b> OBP: 0.327, SLG: 0.528 (1, 7)		2-2 HR			1-1 G5-3		0-0 G6-3		1-0 HR	4	2	2	2	0	0	0											
<b>Ruben Mateo, R</b> OBP: 0.324, SLG: 0.484 (1, 8)	0-2 G3-1		2-2 P4			2-3 K		0-1 F9		4	0	0	0	0	1	0											
<b>Chris Stynes, R</b> OBP: 0.250, SLG: 0.269 (1, 5)		0-0 G5-3			2-3 K		0-0 G6-3		0-1 G5-3	4	0	0	0	0	1	0											
<b>Jose Castillo, R</b> OBP: 0.309, SLG: 0.353 (1, 4)		3-3 K			0-0 G6-3		2-2 1B 2B		0-3 K	4	1	1	0	0	2	0											
<b>Ryan Vogelsong, R</b> 37 Mike Johnston, L Mark Corey, R Michael Gonzalez, R Tike Redman, L Brian Meadows, R (1, 1)		0-3 K			3-2 L5		1-0 2B FC3-6 1B			2	0	0	0	0	1	0											
<b>Inning Stats</b>	R: 0 E: 0 K: 0 S: 9	H: 1 LOB: 1 BB: 0 P: 12	R: 1 E: 0 K: 1 S: 12	H: 1 LOB: 0 BB: 0 P: 17	R: 0 E: 0 K: 1 S: 8	H: 0 LOB: 1 BB: 1 P: 14	R: 0 E: 0 K: 0 S: 7	H: 0 LOB: 0 BB: 0 P: 13	R: 0 E: 0 K: 1 S: 12	H: 1 LOB: 1 BB: 0 P: 17	R: 0 E: 0 K: 1 S: 11	H: 0 LOB: 0 BB: 0 P: 20	R: 0 E: 0 K: 1 S: 5	H: 0 LOB: 0 BB: 0 P: 7	R: 2 E: 0 K: 0 S: 16	H: 3 LOB: 1 BB: 0 P: 28	R: 1 E: 0 K: 1 S: 9	H: 1 LOB: 0 BB: 0 P: 10	1B: 4 2B: 1 3B: 0 HR: 2	SF: 0 SAC: 0 DP: 0 HBP: 0	WP: 0 PB: 0 SB: 0 CS: 0	PA: 35					
<b>PITCHER</b>	IP	WLS	BF	H	R	ER	SO	BB	IBB	HBP	BLK	WP	HR	S	P	ERA	WHIP										
<b>Jamie Moyer, L</b> ERA: 3.84 (1, 1)	6.0	W	22	3	1	1	4	1	0	0	0	0	0	59	93	1.50	0.667										
<b>40 Julio Mateo, R</b> ERA: 3.69 (7, 1)	1.0		3	0	0	0	1	0	0	0	0	0	0	5	7	0.00	0.000										
<b>Shigetoshi Hasegawa, R</b> ERA: 5.65 (8, 1)	0.1		4	3	2	2	0	0	0	0	0	0	0	11	17	54.00	9.000										
<b>Mike Myers, L</b> ERA: 3.18 (8, 1)	0.1	H	1	0	0	0	0	0	0	0	0	0	0	2	5	0.00	0.000										
<b>20 J.J. Putz, R</b> ERA: 3.98 (8, 1)	0.1	H	1	0	0	0	0	0	0	0	0	0	0	3	6	0.00	0.000										

Seattle Mariners @ Pittsburgh Pirates  
PNC Park, Pittsburgh, PA  
Fri Jun 18 2004, 7:05 PM EDT  
Att: 29,601 - Cloudy - 78 F

livebaseballscorecards.com

AB 34  
R 4  
H 7  
RBI 4  
BB 1  
SO 6  
LOB 10






Batter	1	2	3	4	5	6	7	8	9	AB	R	H	RBI	BB	SO	LOB	TOP		
Randy Winn, S (1.7) OBP: 0.322, SLG: 0.369	G4-3			G4-3		51 1B	G4-3		G6-3	5	1	1	0	0	0	1			
Jolbert Cabrera, R (1.4) OBP: 0.318, SLG: 0.392	K			F9		F7		G6-3		4	0	0	0	0	1	1			
51 Ichiro Suzuki, L (1.9) OBP: 0.380, SLG: 0.408	G1-3			F7		S 1B		G6-3 1B		4	1	2	0	0	0	0			
Scott Spiezio, S (1.5) OBP: 0.299, SLG: 0.389		F8			WP 1B	K		G6-3		3	1	0	0	1	1	3			
John Olerud, L (1.3) OBP: 0.377, SLG: 0.376	K			F7	BB	K 1B		L7		3	0	0	0	1	1	2			
Rich Aurilia, R (1.6) OBP: 0.296, SLG: 0.316	G5-3					1B			K	4	1	2	3	0	1	0			
Hiram Bocachica, R (1.8) OBP: 0.389, SLG: 0.484			F9			G6-3 S 1B		F9		4	0	2	1	0	0	2			
Pat Borders, R (1.2) OBP: 0.182, SLG: 0.303			L7			G6-3			E5 2B	4	1	0	0	0	1	2			
Joel Pineiro, R (1.1) Edgar Martinez, R (9, PH) 16 Willie Bloomquist, R (9, PR) Eddie Guardado, R (9, 1)			K			G6-3			G1-3	3	0	0	0	0	1	1			
<b>Inning Stats</b>	R: 0 E: 0 K: 1 S: 8	H: 0 LOB: 0 BB: 0 P: 13	R: 0 E: 0 K: 1 S: 8	H: 0 LOB: 0 BB: 0 P: 10	R: 0 E: 0 K: 1 S: 8	H: 0 LOB: 0 BB: 0 P: 11	R: 0 E: 0 K: 0 S: 5	H: 0 LOB: 0 BB: 0 P: 8	R: 2 E: 0 K: 1 S: 15	H: 3 LOB: 2 BB: 1 P: 25	R: 0 E: 0 K: 1 S: 6	H: 0 LOB: 0 BB: 0 P: 6	R: 0 E: 0 K: 0 S: 6	H: 1 LOB: 1 BB: 0 P: 12	R: 1 E: 1 K: 1 S: 13	H: 2 LOB: 1 BB: 0 P: 17	1B: 6 2B: 2 3B: 0 HR: 0	SF: 0 SAC: 0 DP: 0 HBP: 0	WP: 1 PA: 37
<b>PITCHER</b>	IP	WLS	BF	H	R	ER	SO	BB	IBB	HBP	BLK	WP	HR	S	P	ERA	WHIP		
18 Sean Burnett, L (1.1) ERA: 4.35	5.1	L	21	4	4	4	3	1	0	0	0	1	0	44	71	6.75	0.938		
Brian Meadows, R (6.1) ERA: 2.51	0.2		4	1	0	0	1	0	1	0	0	0	0	9	15	0.00	1.500		
16 Salomon Torres, R (7.1) ERA: 3.41	1.0		3	0	0	0	1	0	0	0	0	0	0	6	6	0.00	0.000		
34 John Grabow, L (8.1) ERA: 4.2	2.0		9	3	1	0	1	0	0	0	0	0	0	19	29	0.00	1.500		

Seattle Mariners @ Pittsburgh Pirates  
PNC Park, Pittsburgh, PA  
Sat Jun 19 2004, 7:05 PM EDT  
Att: 24,341 - Cloudy - 67 F

livebaseballscores.com

AB 35  
R 5  
H 8  
RBI 5  
BB 2  
SO 6  
LOB 12




Batter	1	2	3	4	5	6	7	8	9	AB	R	H	RBI	BB	SO	LOB	BOTTOM				
18 Jason Kendall, R (1.2) OBP: 0.389, SLG: 0.364	K		G5-3			F9		P3		4	0	0	0	0	1	2					
2 Jack Wilson, R (1.6) OBP: 0.356, SLG: 0.502	G6-3			F9		F7			F7	4	0	0	0	0	0	0					
Daryle Ward, L (1.3) OBP: 0.327, SLG: 0.554	F7			G5-4-3 1B		G6-3			K	4	0	1	0	0	1	0					
Craig Wilson, R (1.9) 34 John Grabow, L (8.1) Chris Stynes, R (9, PH) OBP: 0.248, SLG: 0.267		G6-3		G5-4-3		G6-3			F7	3	0	0	0	0	0	1					
Rob Mackowiak, L (1.5) OBP: 0.335, SLG: 0.507		P6			G5-3	K				3	0	0	0	0	1	0					
Jason Bay, R (1.7) OBP: 0.337, SLG: 0.565		F8			1B			HR		3	1	2	1	0	0	0					
Bobby Hill, S (1.4) OBP: 0.353, SLG: 0.339			FC5-4 BB		F8			F8		2	0	0	0	1	0	1					
Tike Redman, L (1.8) OBP: 0.269, SLG: 0.348			FC5-4		G4-3			K		3	0	0	0	0	1	2					
18 Sean Burnett, L (1.1) Brian Meadows, R (6.1) Abraham Nunez, S (6, PH) 16 Salomon Torres, R (7.1) Ruben Mateo, R (8.9) OBP: 0.342, SLG: 0.500			B1			G6-3			1B	1	0	0	0	0	0	1					
<b>Inning Stats</b>	R: 0 E: 0 K: 1 S: 7	H: 0 LOB: 0 BB: 0 P: 10	R: 0 E: 0 K: 0 S: 6	H: 0 LOB: 0 BB: 0 P: 13	R: 0 E: 0 K: 0 S: 6	H: 0 LOB: 1 BB: 1 P: 13	R: 0 E: 0 K: 0 S: 4	H: 1 LOB: 0 BB: 0 P: 6	R: 0 E: 0 K: 0 S: 12	H: 1 LOB: 1 BB: 0 P: 17	R: 0 E: 0 K: 0 S: 8	H: 0 LOB: 0 BB: 0 P: 15	R: 0 E: 0 K: 1 S: 7	H: 0 LOB: 0 BB: 0 P: 10	R: 1 E: 0 K: 1 S: 13	H: 2 LOB: 1 BB: 0 P: 19	R: 0 E: 0 K: 1 S: 6	H: 0 LOB: 0 BB: 0 P: 8	1B: 3 2B: 0 3B: 0 HR: 1	SF: 0 SAC: 0 DP: 1 HBP: 0	WP: 0 PA: 31
<b>PITCHER</b>	IP	WLS	BF	H	R	ER	SO	BB	IBB	HBP	BLK	WP	HR	S	P	ERA	WHIP				
Joel Pineiro, R (1.1) ERA: 4.6	8.0	W	28	4	1	1	3	1	0	0	0	0	1	63	103	1.12	0.625				
Eddie Guardado, L (9.1) ERA: 1.1	1.0		3	0	0	0	1	0	0	0	0	0	0	6	8	0.00	0.000				

Seattle Mariners @ Pittsburgh Pirates  
PNC Park, Pittsburgh, PA  
Sat Jun 19 2004, 7:05 PM EDT  
Att: 24,341 - Cloudy - 67 F

livebaseballscores.com

AB 30  
R 1  
H 4  
RBI 1  
BB 1  
SO 4  
LOB 7









Batter	1	2	3	4	5	6	7	8	9	AB	R	H	RBI	BB	SO	LOB	TOP					
18 Jason Kendall, R OBP: 0.397, SLG: 0.381										5	0	2	1	0	0	2						
2 Jack Wilson, R OBP: 0.363, SLG: 0.502										5	0	2	0	0	0	2						
Daryle Ward, L OBP: 0.321, SLG: 0.554										4	0	1	0	0	0	3						
Craig Wilson, R OBP: 0.386, SLG: 0.566										4	1	1	0	0	1	2						
Rob Mackowiak, L OBP: 0.329, SLG: 0.493										3	1	0	0	1	1	2						
Jason Bay, R OBP: 0.340, SLG: 0.563										4	1	1	1	0	1	0						
Tike Redman, L OBP: 0.273, SLG: 0.349										4	1	2	1	0	1	0						
Jose Castillo, R OBP: 0.303, SLG: 0.345										3	1	0	1	0	1	1						
Abraham Nunez, S OBP: 0.270, SLG: 0.349										1	0	0	0	0	0	1						
Josh Fogg, R OBP: 0.059, SLG: 0.059										1	0	1	0	0	0	0						
34 John Grabow, L OBP: 0.270, SLG: 0.349										1	0	0	0	0	0	0						
37 Mike Johnston, L OBP: 0.270, SLG: 0.349										0	0	0	0	0	0	0						
16 Salomon Torres, R OBP: 0.258, SLG: 0.244										1	0	1	1	0	0	0						
<b>Inning Stats</b>	R: 0 E: 0 K: 1 S: 15	H: 2 LOB: 2 BB: 0 P: 21	R: 0 E: 0 K: 0 S: 6	H: 0 LOB: 0 BB: 0 P: 12	R: 0 E: 0 K: 0 S: 13	H: 2 LOB: 1 BB: 0 P: 18	R: 4 E: 0 K: 0 S: 17	H: 5 LOB: 2 BB: 1 P: 28	R: 0 E: 0 K: 1 S: 9	H: 0 LOB: 0 BB: 0 P: 11	R: 0 E: 0 K: 2 S: 9	H: 0 LOB: 0 BB: 0 P: 15	R: 0 E: 0 K: 0 S: 7	H: 0 LOB: 0 BB: 0 P: 12	R: 0 E: 0 K: 1 S: 11	H: 0 LOB: 0 BB: 0 P: 13	R: 1 E: 0 K: 0 S: 13	H: 2 LOB: 1 BB: 0 P: 16	1B: 9 2B: 2 3B: 0 HR: 0	SF: 0 SAC: 1 DP: 1 HBP: 0	WP: 0 PB: 0 SB: 0 CS: 0	PA: 38
<b>PITCHER</b>	IP WLS BF H R ER SO BB IBB HBP BLK WP HR S P ERA WHIP																					
Tim Redding, R ERA: 5.27	(1, 1) 3.2 19 8 4 4 1 1 0 0 0 0 0 0 48 76 9.82 2.455																					
Kirk Bullinger, R ERA: 3.82	(4, 1) 1.1 W 5 1 0 0 1 0 0 0 0 0 0 0 12 14 0.00 0.750																					
David Weathers, R ERA: 3.82	(6, 1) 2.0 H 6 0 0 0 2 0 0 0 0 0 0 0 16 27 0.00 0.000																					
Dan Miceli, R ERA: 3.64	(8, 1) 1.0 H 3 0 0 0 1 0 0 0 0 0 0 0 11 13 0.00 0.000																					
Octavio Dotel, R ERA: 3.12	(9, 1) 1.0 S 5 2 1 1 0 0 0 0 0 0 0 0 13 16 9.00 2.000																					

Pittsburgh Pirates @ Houston Astros  
Minute Maid Park, Houston, TX  
Mon Jun 21 2004, 7:05 PM CDT  
Att: 33,443 - Dome - 74 F


AB 36  
R 5  
H 11  
RBI 5  
BB 1  
SO 5  
LOB 13



Batter	1	2	3	4	5	6	7	8	9	AB	R	H	RBI	BB	SO	LOB	BOTTOM	
Craig Biggio, R OBP: 0.368, SLG: 0.473										4	2	2	0	1	0	0		
Jose Vizcaino, S OBP: 0.345, SLG: 0.363										4	1	3	1	0	0	0		
17 Lance Berkman, S OBP: 0.481, SLG: 0.639										4	1	2	4	1	1	1		
Jeff Kent, R OBP: 0.344, SLG: 0.510										3	0	1	1	1	0	3		
Dan Miceli, R OBP: 0.500, SLG: 0.500										0	0	0	0	0	0	0		
Wade Miller, R OBP: 0.259, SLG: 0.259										1	0	0	0	0	1	2		
Octavio Dotel, R ERA: 3.12										0	0	0	0	0	0	0		
5 Jeff Bagwell, R OBP: 0.399, SLG: 0.472										4	0	1	0	1	0	3		
Mike Lamb, L OBP: 0.373, SLG: 0.568										2	0	2	0	0	0	0		
Morgan Ensberg, R OBP: 0.337, SLG: 0.347										1	0	0	0	1	0	1		
Brad Ausmus, R OBP: 0.306, SLG: 0.317										4	0	0	0	0	0	6		
Orlando Palmeiro, L OBP: 0.303, SLG: 0.382										2	1	1	0	1	0	2		
David Weathers, R ERA: 4.22										0	0	0	0	0	0	0		
4 Eric Bruntlett, R OBP: 0.333, SLG: 0.657										0	0	0	0	1	0	0		
Tim Redding, R OBP: 0.167, SLG: 0.167										1	0	0	0	0	0	3		
Kirk Bullinger, R ERA: 4.37										0	0	0	0	0	0	0		
28 Adam Everett, R OBP: 0.319, SLG: 0.370										0	1	0	0	0	0	0		
16 Jason Lane, R OBP: 0.349, SLG: 0.461										2	1	1	1	0	0	2		
<b>Inning Stats</b>	R: 0 E: 0 K: 0 S: 6	H: 1 LOB: 3 BB: 2 P: 22	R: 0 E: 0 K: 0 S: 6	H: 1 LOB: 1 BB: 1 P: 11	R: 0 E: 0 K: 0 S: 5	H: 1 LOB: 0 BB: 0 P: 7	R: 5 E: 0 K: 0 S: 21	H: 6 LOB: 2 BB: 1 P: 30	R: 1 E: 0 K: 1 S: 14	H: 2 LOB: 1 BB: 0 P: 20	R: 0 E: 0 K: 0 S: 19	H: 0 LOB: 2 BB: 2 P: 32	R: 1 E: 0 K: 1 S: 12	H: 2 LOB: 1 BB: 1 P: 24	1B: 11 2B: 1 3B: 0 HR: 1	SF: 0 SAC: 1 DP: 3 HBP: 1	WP: 0 PB: 0 SB: 0 CS: 0	PA: 41
<b>PITCHER</b>	IP WLS BF H R ER SO BB IBB HBP BLK WP HR S P ERA WHIP																	
Josh Fogg, R ERA: 6.85	(1, 1) 4.0 L 22 8 5 5 0 3 0 0 0 0 0 0 1 22 37 11.25 2.750																	
34 John Grabow, L ERA: 4.22	(5, 1) 2.0 9 3 1 1 1 1 0 0 0 0 0 1 22 33 4.50 2.000																	
37 Mike Johnston, L ERA: 4.37	(7, 1) 1.0 8 2 1 1 0 3 0 0 0 0 0 0 24 45 9.00 5.000																	
16 Salomon Torres, R ERA: 3.32	(8, 1) 1.0 2 0 0 0 1 0 0 0 0 0 0 0 7 11 0.00 0.000																	

Pittsburgh Pirates @ Houston Astros  
Minute Maid Park, Houston, TX  
Mon Jun 21 2004, 7:05 PM CDT  
Att: 33,443 - Dome - 74 F

AB 32  
R 7  
H 13  
RBI 7  
BB 7  
SO 2  
LOB 23









Batter	1	2	3	4	5	6	7	8	9	AB	R	H	RBI	BB	SO	LOB	TOP		
18 Jason Kendall, R OBP: 0.406, SLG: 0.401	F7		G5-3 1B		G6-3		HR		P6	4	2	1	4	1	0	0			
2 Jack Wilson, R OBP: 0.360, SLG: 0.498	G1-3		G5-3			G4-3	K			4	0	0	0	0	1	2			
Daryle Ward, L OBP: 0.311, SLG: 0.532	P4					G6-3			K	4	0	1	2	0	1	0			
Craig Wilson, R OBP: 0.382, SLG: 0.564 16 Salomon Torres, R Jose Mesa, R		G4-3 3B	K			K			F8	4	1	1	0	0	2	1			
Rob Mackowiak, L OBP: 0.331, SLG: 0.502	G4-3				G3		1B 18 HR			4	1	2	1	0	0	0			
Jason Bay, R OBP: 0.336, SLG: 0.569	K				K		SH5-3			2	0	0	0	1	2	0			
Tike Redman, L OBP: 0.264, SLG: 0.336	F7				F8		P5		K	4	0	0	0	0	1	3			
Jose Castillo, R OBP: 0.302, SLG: 0.342			G5-3 1B			G5-3	18 HR BB		G5-3	4	2	2	0	0	0	0			
Ryan Vogelsong, R OBP: 0.278, SLG: 0.313 Randall Simon, L OBP: 0.263, SLG: 0.241 Brian Meadows, R Chris Stynes, R OBP: 0.245, SLG: 0.263			SH3		G5-3		18 HR BB		K	1	0	0	0	0	0	0			
<b>Inning Stats</b>	R: 0 H: 0 E: 0 K: 0 S: 7	H: 0 LOB: 0 BB: 0 P: 13	R: 1 H: 1 E: 0 K: 1 S: 9	H: 1 LOB: 0 BB: 0 P: 13	R: 2 H: 2 E: 0 K: 1 S: 16	H: 2 LOB: 1 BB: 1 P: 27	R: 0 H: 0 E: 0 K: 1 S: 5	H: 0 LOB: 0 BB: 0 P: 8	R: 0 H: 0 E: 0 K: 0 S: 8	H: 0 LOB: 0 BB: 0 P: 10	R: 4 H: 3 E: 0 K: 1 S: 13	H: 3 LOB: 1 BB: 1 P: 25	R: 0 H: 1 E: 0 K: 2 S: 10	H: 1 LOB: 2 BB: 0 P: 18	R: 0 H: 0 E: 0 K: 1 S: 8	H: 0 LOB: 0 BB: 0 P: 12	1B: 4 2B: 0 3B: 2 HR: 1	SF: 0 SAC: 2 DP: 0 HBP: 0	WP: 0 PA: 37 PB: 0 SB: 0 CS: 0
<b>PITCHER</b>	IP	WLS	BF	H	R	ER	SO	BB	IBB	HBP	BLK	WP	HR	S	P	ERA	WHIP		
Pete Munro, R ERA: 2.82	6.1	L	24	4	4	4	4	1	0	0	0	0	0	57	89	5.68	0.789		
David Weathers, R ERA: 4.46	0.2		5	2	3	3	1	1	0	0	0	0	1	9	19	40.50	4.500		
Mike Gallo, L ERA: 3.27	1.0		5	1	0	0	2	0	1	0	0	0	0	10	18	0.00	1.000		
Chad Harville, R ERA: 4.87	1.0		3	0	0	0	1	0	0	0	0	0	0	8	12	0.00	0.000		

Pittsburgh Pirates @ Houston Astros  
Minute Maid Park, Houston, TX  
Wed Jun 23 2004, 7:05 PM CDT  
Att: 34,242 - Dome - 74 F

AB 32  
R 7  
H 7  
RBI 7  
BB 3  
SO 8  
LOB 6




Batter	1	2	3	4	5	6	7	8	9	AB	R	H	RBI	BB	SO	LOB	BOTTOM				
Craig Biggio, R OBP: 0.366, SLG: 0.463	SH1-3 BB		F8			G5-3			G5-3	3	1	0	0	2	0	2					
28 Adam Everett, R OBP: 0.318, SLG: 0.365	SH1-3		F9		F7				G5-3	3	0	0	0	0	0	1					
17 Lance Berkman, S OBP: 0.478, SLG: 0.627	E4		F7		G4-3				1B	4	0	1	0	0	0	1					
5 Jeff Bagwell, R OBP: 0.405, SLG: 0.482	K				P4				1B	4	1	2	0	0	1	1					
Morgan Ensberg, R OBP: 0.338, SLG: 0.352			L8		L9				K	3	0	0	0	1	1	3					
Jose Vizcaino, S OBP: 0.336, SLG: 0.369	FC5				3B				G1-3	4	0	1	1	0	1	4					
16 Jason Lane, R OBP: 0.333, SLG: 0.438			F9		F9				G6-3	4	0	0	0	0	0	1					
Brad Ausmus, R OBP: 0.305, SLG: 0.316			G1-3		G5-3				L8	4	0	1	0	0	0	1					
Pete Munro, R David Weathers, R Mike Lamb, L Mike Gallo, L Chad Harville, R Orlando Palmeiro, L			K		G6-3				BB	2	0	0	0	0	1	0					
<b>Inning Stats</b>	R: 1 H: 0 E: 1 K: 1 S: 12	H: 0 LOB: 2 BB: 2 P: 26	R: 0 H: 0 E: 0 K: 1 S: 14	H: 0 LOB: 0 BB: 0 P: 19	R: 0 H: 0 E: 0 K: 0 S: 9	H: 0 LOB: 0 BB: 0 P: 15	R: 1 H: 2 E: 0 K: 0 S: 12	H: 2 LOB: 1 BB: 0 P: 23	R: 0 H: 0 E: 0 K: 0 S: 8	H: 0 LOB: 1 BB: 1 P: 14	R: 0 H: 0 E: 0 K: 1 S: 7	H: 0 LOB: 0 BB: 0 P: 10	R: 0 H: 1 E: 0 K: 0 S: 9	H: 1 LOB: 1 BB: 0 P: 14	R: 0 H: 2 E: 0 K: 1 S: 14	H: 2 LOB: 2 BB: 0 P: 19	R: 0 H: 0 E: 0 K: 0 S: 5	H: 0 LOB: 1 BB: 1 P: 10	1B: 4 2B: 0 3B: 1 HR: 0	SF: 0 SAC: 1 DP: 0 HBP: 0	WP: 0 PA: 37 PB: 0 SB: 0 CS: 0
<b>PITCHER</b>	IP	WLS	BF	H	R	ER	SO	BB	IBB	HBP	BLK	WP	HR	S	P	ERA	WHIP				
Ryan Vogelsong, R ERA: 7.1	6.0	W	24	2	2	1	3	3	0	0	0	0	0	0	107	1.50	0.833				
Brian Meadows, R ERA: 2.7	1.0		4	1	0	0	0	0	0	0	0	0	0	9	14	0.00	1.000				
16 Salomon Torres, R Jose Mesa, R	1.0		5	2	0	0	1	0	0	0	0	0	0	14	19	0.00	2.000				
Jose Mesa, R ERA: 2.48	1.0		4	0	0	0	0	1	0	0	0	0	0	5	10	0.00	1.000				


Pittsburgh Pirates @ Houston Astros  
Minute Maid Park, Houston, TX  
Wed Jun 23 2004, 7:05 PM CDT  
Att: 34,242 - Dome - 74 F

AB 32  
R 2  
H 5  
RBI 1  
BB 4  
SO 4  
LOB 15







Batter	1	2	3	4	5	6	7	8	9	AB	R	H	RBI	BB	SO	LOB	TOP										
18 Jason Kendall, R OBP: 0.404, SLG: 0.398	L5		G6-3					K		4	0	1	0	0	1	0	<b>Pittsburgh Pirates @ Houston Astros</b> Minute Maid Park, Houston, TX Thu Jun 24 2004, 7:05 PM CDT Att: 39,851 - Dome - 74 F  <b>AB 30</b> <b>R 2</b> <b>H 5</b> <b>RBI 1</b> <b>BB 2</b> <b>SO 7</b> <b>LOB 6</b>  										
2 Jack Wilson, R OBP: 0.359, SLG: 0.495	G4-3		G5-3					K		4	0	1	0	0	1												
Daryle Ward, L OBP: 0.304, SLG: 0.519	K		G3					G6-4-3		4	0	0	0	0	1	2											
Craig Wilson, R OBP: 0.377, SLG: 0.556		F8		K					F8	4	0	0	0	0	1	0											
Rob Mackowiak, L OBP: 0.325, SLG: 0.493	G6-3		G4-3					K		4	0	0	0	0	1	0											
Jason Bay, R OBP: 0.333, SLG: 0.552		1B		F8				K		3	0	0	0	1	2	0											
Tike Redman, L OBP: 0.289, SLG: 0.341		1B					G3			3	1	2	0	0	0	0											
Abraham Nunez, S OBP: 0.280, SLG: 0.348							G4-3			2	1	1	1	1	0	0											
18 Sean Burnett, L 16 Salomon Torres, R	FC5						G5-3			2	0	0	0	0	0	3											
<b>Inning Stats</b>	R: 0 E: 0 K: 1 S: 10	H: 0 LOB: 0 BB: 0 P: 14	R: 0 E: 0 K: 0 S: 12	H: 1 LOB: 3 BB: 2 P: 23	R: 0 E: 0 K: 0 S: 6	H: 0 LOB: 0 BB: 0 P: 6	R: 0 E: 0 K: 1 S: 9	H: 0 LOB: 0 BB: 0 P: 14	R: 2 E: 0 K: 1 S: 17	H: 3 LOB: 1 BB: 0 P: 27	R: 0 E: 0 K: 1 S: 7	H: 0 LOB: 0 BB: 0 P: 13	R: 0 E: 0 K: 0 S: 6	H: 0 LOB: 0 BB: 0 P: 10	R: 0 E: 0 K: 1 S: 10	H: 1 LOB: 0 BB: 0 P: 14	R: 0 E: 0 K: 2 S: 10	H: 0 LOB: 0 BB: 0 P: 11	1B: 5 2B: 0 3B: 0 HR: 0	SF: 0 SAC: 1 DP: 1 HBP: 0	WP: 0 PB: 1 SB: 2 CS: 0	PA: 33					
<b>PITCHER</b>	IP	WLS	BF	H	R	ER	SO	BB	IBB	HBP	BLK	WP	HR	S	P	ERA	WHIP										
Roger Clemens, R ERA: 2.73	7.0	W	27	4	2	1	4	2	0	0	0	0	0	67	107	1.29	0.857										
Dan Miceli, R ERA: 3.55	1.0	H	3	1	0	0	1	0	0	0	0	0	0	10	14	0.00	1.000										
54 Brad Lidge, R ERA: 2.55	1.0	S	3	0	0	0	2	0	0	0	0	0	0	10	11	0.00	0.000										

Batter	1	2	3	4	5	6	7	8	9	AB	R	H	RBI	BB	SO	LOB	BOTTOM										
Craig Biggio, R OBP: 0.362, SLG: 0.457	G6-3		G4-3	FC5				G6-3		4	0	0	0	0	0	3	<b>Pittsburgh Pirates @ Houston Astros</b> Minute Maid Park, Houston, TX Thu Jun 24 2004, 7:05 PM CDT Att: 39,851 - Dome - 74 F  <b>AB 28</b> <b>R 3</b> <b>H 5</b> <b>RBI 3</b> <b>BB 4</b> <b>SO 1</b> <b>LOB 11</b>  										
Morgan Ensberg, R OBP: 0.346, SLG: 0.357							G5-3			3	2	2	1	1	0	0											
17 Lance Berkman, S OBP: 0.475, SLG: 0.618										3	0	0	0	1	0	2											
Jeff Kent, R OBP: 0.346, SLG: 0.510										4	0	2	2	0	0	0											
5 Jeff Bagwell, R OBP: 0.400, SLG: 0.475										4	0	0	0	0	0	2											
16 Jason Lane, R OBP: 0.318, SLG: 0.417										4	0	0	0	0	0	0											
Brad Ausmus, R OBP: 0.301, SLG: 0.311										3	0	0	0	0	0	1											
4 Eric Bruntlett, R OBP: 0.467, SLG: 0.700										1	1	1	0	2	0	0											
Roger Clemens, R OBP: 0.200, SLG: 0.172										2	0	0	0	0	1	3											
28 Adam Everett, R OBP: 0.318, SLG: 0.365										0	0	0	0	0	0	0											
Dan Miceli, R OBP: 0.500, SLG: 0.500										0	0	0	0	0	0	0											
54 Brad Lidge, R										0	0	0	0	0	0	0											
<b>Inning Stats</b>	R: 1 E: 0 K: 0 S: 9	H: 2 LOB: 1 BB: 0 P: 14	R: 0 E: 0 K: 1 S: 10	H: 0 LOB: 1 BB: 1 P: 16	R: 1 E: 0 K: 0 S: 9	H: 1 LOB: 1 BB: 2 P: 21	R: 0 E: 1 K: 0 S: 16	H: 0 LOB: 2 BB: 1 P: 24	R: 0 E: 0 K: 0 S: 6	H: 0 LOB: 0 BB: 0 P: 15	R: 0 E: 0 K: 0 S: 6	H: 0 LOB: 0 BB: 0 P: 8	R: 1 E: 0 K: 0 S: 7	H: 2 LOB: 1 BB: 0 P: 11	R: 0 E: 0 K: 0 S: 14	H: 0 LOB: 0 BB: 0 P: 22	1B: 5 2B: 0 3B: 0 HR: 0	SF: 0 SAC: 1 DP: 0 HBP: 0	WP: 0 PB: 0 SB: 1 CS: 0	PA: 33							
<b>PITCHER</b>	IP	WLS	BF	H	R	ER	SO	BB	IBB	HBP	BLK	WP	HR	S	P	ERA	WHIP										
18 Sean Burnett, L ERA: 4.15	7.0	L	30	5	3	3	1	4	0	0	0	0	0	66	109	3.86	1.286										
16 Salomon Torres, R ERA: 3.07	1.0		3	0	0	0	0	0	0	0	0	0	0	14	22	0.00	0.000										



Batter	1	2	3	4	5	6	7	8	9	AB	R	H	RBI	BB	SO	LOB	TOP			
18 Jason Kendall, R OBP: 0.398, SLG: 0.392	0-1 L8	0-2 F8						0-1 G6-3		4	0	0	0	0	0	0	Pittsburgh Pirates @ Cincinnati Reds Great American Ball Park, Cincinnati, OH Fri Jun 25 2004, 7:10 PM EDT Att: 41,959 - Unknown - 71 F			
2 Jack Wilson, R OBP: 0.357, SLG: 0.492	1-2 BB 1B	0-0 F9					0-1 P4	1-2 G3-1		4	1	1	0	0	0	0				
Daryle Ward, L OBP: 0.309, SLG: 0.521	4-0 1B HR BB					1-0 L8		2-1 2B		3	1	1	0	1	0	0				
Craig Wilson, R OBP: 0.375, SLG: 0.549	2-2 F9					2-2 F9		4-2 BB		3	0	0	0	1	0	2				
Rob Mackowiak, L OBP: 0.324, SLG: 0.489	2-0 HR 1B					1-3 K		2-2 L7		4	1	1	1	0	1	2				
Jason Bay, R OBP: 0.339, SLG: 0.578	1-1 HR								1-1 G5-3	4	1	2	3	0	0	0				
Tike Redman, L OBP: 0.289, SLG: 0.344	0-0 2B								0-0 F7	4	0	1	0	0	0	1				
Jose Castillo, R OBP: 0.296, SLG: 0.336	0-0 G5-3								2-3 K	3	0	0	0	0	0	2				
Bobby Hill, S OBP: 0.350, SLG: 0.336										1	0	0	0	0	1	0				
Kip Wells, R OBP: 0.174, SLG: 0.273										3	0	0	0	0	3	1				
Brian Meadows, R 16 Salomon Torres, R Michael Gonzalez, R Mark Corey, R										0	0	0	0	0	0	0				
<b>Inning Stats</b>	R: 4 E: 0 K: 0 S: 17	H: 4 LOB: 1 BB: 1 P: 29	R: 0 E: 0 K: 1 S: 7	H: 0 LOB: 0 BB: 0 P: 8	R: 0 E: 0 K: 0 S: 9	H: 0 LOB: 0 BB: 0 P: 13	R: 0 E: 0 K: 0 S: 4	H: 0 LOB: 0 BB: 0 P: 4	R: 0 E: 0 K: 1 S: 8	H: 0 LOB: 0 BB: 0 P: 10	R: 0 E: 0 K: 1 S: 12	H: 1 LOB: 1 BB: 0 P: 16	R: 0 E: 0 K: 0 S: 13	H: 1 LOB: 2 BB: 1 P: 22	R: 0 E: 0 K: 1 S: 8	H: 0 LOB: 0 BB: 0 P: 11		1B: 3 2B: 2 3B: 0 HR: 1	SF: 0 SAC: 0 DP: 0 HBP: 0	WP: 0 PB: 0 SB: 0 CS: 0
<b>PITCHER</b>	IP WLS BF H R ER SO BB IBB HBP BLK WP HR S P ERA WHIP																			
Jose Acevedo, R ERA: 5.3	(1, 1) 7.0 W 27 5 4 4 4 1 0 0 0 0 0 1 65 12 5.14 0.857																			
John Riedling, R ERA: 3.79	(8, 1) 0.2 H 4 1 0 0 0 1 0 0 0 0 0 0 0 10 0.00 3.000																			
Mike Matthews, L ERA: 3.38	(8, 1) 0.1 H 1 0 0 0 0 0 0 0 0 0 0 0 0 3 0.00 0.000																			
Danny Graves, R ERA: 3.19	(9, 1) 1.0 S 3 0 0 0 1 0 0 0 0 0 0 0 0 8 0.00 0.000																			

Batter	1	2	3	4	5	6	7	8	9	AB	R	H	RBI	BB	SO	LOB	BOTTOM			
6 Ryan Freel, R OBP: 0.362, SLG: 0.338	1-1 F9									3	1	1	0	1	0	0	Pittsburgh Pirates @ Cincinnati Reds Great American Ball Park, Cincinnati, OH Fri Jun 25 2004, 7:10 PM EDT Att: 41,959 - Unknown - 71 F			
D'Angelo Jimenez, S OBP: 0.367, SLG: 0.369	4-0 G4-3									2	0	0	0	1	0	1				
Wily Mo Peña, R OBP: 0.371, SLG: 0.500										1	1	1	4	0	0	0				
John Riedling, R Mike Matthews, L Danny Graves, R										0	0	0	0	0	0	0				
Sean Casey, L OBP: 0.408, SLG: 0.618	3-2 G4-3									3	0	0	0	1	0	2				
Ken Griffey Jr., L OBP: 0.349, SLG: 0.523	4-2 BB									3	0	0	0	1	2	1				
Adam Dunn, L OBP: 0.405, SLG: 0.551	2-1 G4-3									4	0	0	0	0	1	2				
Jason LaRue, R OBP: 0.328, SLG: 0.418										4	1	2	0	0	2	0				
Juan Castro, R OBP: 0.352, SLG: 0.444										4	1	1	0	0	1	1				
Tim Hummel, R OBP: 0.342, SLG: 0.412										3	1	1	1	0	0	0				
Jose Acevedo, R OBP: 0.143, SLG: 0.077										2	0	0	0	0	2	0				
Jermaine Clark, L OBP: 0.259, SLG: 0.208										1	1	1	1	0	0	0				
Felipe Lopez, S OBP: 0.170, SLG: 0.196										0	0	0	0	0	0	0				
<b>Inning Stats</b>	R: 0 E: 0 K: 0 S: 10	H: 0 LOB: 2 BB: 2 P: 24	R: 0 E: 0 K: 2 S: 9	H: 0 LOB: 0 BB: 0 P: 11	R: 0 E: 0 K: 1 S: 6	H: 0 LOB: 0 BB: 0 P: 10	R: 0 E: 0 K: 1 S: 13	H: 0 LOB: 0 BB: 0 P: 20	R: 0 E: 0 K: 1 S: 7	H: 0 LOB: 0 BB: 0 P: 11	R: 0 E: 0 K: 1 S: 11	H: 1 LOB: 1 BB: 0 P: 21	R: 6 E: 0 K: 2 S: 22	H: 5 LOB: 1 BB: 2 P: 40	R: 0 E: 0 K: 0 S: 7	H: 1 LOB: 0 BB: 0 P: 11		1B: 5 2B: 1 3B: 0 HR: 1	SF: 0 SAC: 0 DP: 1 HBP: 0	WP: 0 PB: 0 SB: 1 CS: 0
<b>PITCHER</b>	IP WLS BF H R ER SO BB IBB HBP BLK WP HR S P ERA WHIP																			
Kip Wells, R ERA: 5.03	(1, 1) 6.2 25 2 2 0 0 0 2 0 0 0 0 0 0 65 10 2.70 0.750																			
Brian Meadows, R ERA: 3.15	(7, 1) 0.0 2 2 0 0 0 0 0 0 0 0 0 0 0 4 6 " " "																			
16 Salomon Torres, R ERA: 3.29	(7, 1) 0.0 L 1 0 0 0 0 1 0 0 0 0 0 0 0 1 5 " " "																			
Michael Gonzalez, L ERA: 0.79	(7, 1) 0.1 B 3 1 4 4 1 1 0 0 0 0 0 1 8 16 108.00 6.000																			
Mark Corey, R ERA: 5.78	(8, 1) 1.0 3 1 0 0 0 0 0 0 0 0 0 0 0 7 11 0.00 1.000																			



Batter	1	2	3	4	5	6	7	8	9	AB	R	H	RBI	BB	SO	LOB	TOP								
18 Jason Kendall, R (1, 2) OBP: 0.399, SLG: 0.391	F9		2 WP BB		2-1 2 CS 1B		1-2 P6			3	0	1	0	1	0	1	Pittsburgh Pirates @ Cincinnati Reds Great American Ball Park, Cincinnati, OH Sat Jun 26 2004, 7:10 PM EDT Att: 41,376 - Cloudy - 74 F								
2 Jack Wilson, R (1, 6) OBP: 0.356, SLG: 0.487	K		4-0 BB		2-2 G5-3		2-3 K			3	0	0	0	1	2	2									
Rob Mackowiak, L (1, 5) OBP: 0.323, SLG: 0.485	F7		1-3 BB		0-1 F8			2-1 G5-4-3 1B		4	0	1	0	0	1	2									
Craig Wilson, R (1, 9) OBP: 0.370, SLG: 0.541		2-2 G5-3	1-3 K		0-0 F7			1-2 F9		4	0	0	0	0	1	3									
Chris Stynes, R (9, 5) OBP: 0.245, SLG: 0.263										0	0	0	0	0	0	0									
Jason Bay, R (1, 7) OBP: 0.336, SLG: 0.566		3-2 F8		1-3 K		2-2 B5-3 1B		1-0 G5-4-3		4	0	1	0	0	1	1									
Randall Simon, L (1, 3) OBP: 0.283, SLG: 0.300		2-1 1B 2B		4-2 1B BB		0-1 B5-3			0-0 HR	3	1	2	1	1	0	1									
Tike Redman, L (1, 8) OBP: 0.288, SLG: 0.342		3-2 1B		1-1 F7		2-3 K			1-1 G6-3	4	0	1	0	0	1	2									
Jose Castillo, R (1, 4) OBP: 0.301, SLG: 0.340		1-3 K		2-2 1B		0-0 FC1-6 1B			0-1 L7	4	0	2	0	0	1	2									
Oliver Pérez, L (1, 1) OBP: 0.200, SLG: 0.167			2-3 K		0-3 K		0-0 FC1-6		1-3 K	3	0	0	0	0	2	3									
Mark Corey, R (8, 1)										0	0	0	0	0	0	0									
Bobby Hill, S (9, PH) OBP: 0.348, SLG: 0.333										1	0	0	0	0	1	0									
Jose Mesa, R (9, 1)										0	0	0	0	0	0	0									
<b>Inning Stats</b>	R: 0 H: 0 E: 0 K: 1 S: 10	H: 0 LOB: 0 BB: 0 P: 12	R: 0 H: 2 E: 0 K: 1 S: 15	LOB: 2 BB: 0 P: 20	R: 0 H: 0 E: 0 K: 3 S: 11	LOB: 0 BB: 2 P: 23	R: 0 H: 1 E: 0 K: 2 S: 14	LOB: 2 BB: 1 P: 22	R: 0 H: 1 E: 0 K: 0 S: 8	LOB: 1 BB: 0 P: 11	R: 0 H: 1 E: 0 K: 1 S: 11	LOB: 1 BB: 0 P: 15	R: 0 H: 1 E: 0 K: 0 S: 6	LOB: 0 BB: 0 P: 10	R: 1 H: 1 E: 0 K: 1 S: 9	LOB: 0 BB: 0 P: 11	1B: 6 2B: 1 3B: 0 HR: 1	SF: 0 SAC: 0 DP: 1 HBP: 0	WP: 1 PB: 0 SB: 0 CS: 1	PA: 36					
<b>PITCHER</b>	IP	WLS	BF	H	R	ER	SO	BB	IBB	HBP	BLK	WP	HR	S	P	ERA	WHIP								
39 Aaron Harang, R (1, 1) ERA: 5.01	5.0		21	4	0	0	7	3	0	0	0	1	0	58	94	0.00	1.400								
Gabe White, L (6, 1) ERA: 6.84	2.0	W	8	2	0	0	2	0	0	0	0	0	0	21	28	0.00	1.000								
Todd Jones, R (8, 1) ERA: 3.6	2.0	L	7	2	1	1	1	0	0	0	0	0	1	15	21	4.50	1.000								

AB	33
R	1
H	8
RBI	1
BB	3
SO	10
LOB	17



Batter	1	2	3	4	5	6	7	8	9	AB	R	H	RBI	BB	SO	LOB	BOTTOM								
6 Ryan Freel, R (1, 7) OBP: 0.364, SLG: 0.342	K		4-1 BB BB		1-1 SAFE 1-3 2B			0-1 B1-3		3	0	1	0	1	1	0	Pittsburgh Pirates @ Cincinnati Reds Great American Ball Park, Cincinnati, OH Sat Jun 26 2004, 7:10 PM EDT Att: 41,376 - Cloudy - 74 F								
Barry Larkin, R (1, 6) OBP: 0.353, SLG: 0.419	P3		4-1 BB BB		4-1 BB BB			0-1 F9		2	0	0	0	2	0	0									
Sean Casey, L (1, 3) OBP: 0.403, SLG: 0.609	G3-1		0-1 L3		2-3 K			1-0 L6		4	0	0	0	0	1	6									
Ken Griffey Jr., L (1, 8) OBP: 0.344, SLG: 0.515		3-3 K		0-3 K		2-3 K			0-2 F7	4	0	0	0	0	3	0									
Wily Mo Peña, R (1, 9) OBP: 0.303, SLG: 0.487		0-3 K		2-2 G4-3		3-3 K			3-2 BB 1B	3	0	0	0	0	2	0									
Adam Dunn, L (9, PH) OBP: 0.407, SLG: 0.553										1	0	1	0	0	0	0									
Jason LaRue, R (1, 2) OBP: 0.322, SLG: 0.408		0-3 K		0-3 K		0-0 L8			1 SAFE 0-3 K	4	0	0	0	0	3	1									
Juan Castro, R (1, 4) OBP: 0.367, SLG: 0.461			0-0 BB BB 1B		2-1 FC1-6 2B		2-2 P4		4-2 BB	3	0	2	0	1	0	0									
Tim Hummel, R (1, 5) OBP: 0.329, SLG: 0.394			1-1 P4		0-0 FC1-6 2B		1-3 K		1-3 K	3	0	0	0	0	1	2									
Jacob Cruz, L (9, PH) OBP: 0.351, SLG: 0.424					2-3 K					1	0	0	0	0	1	2									
39 Aaron Harang, R (1, 1) OBP: 0.043, SLG: 0.087			2-3 K		2-3 SAFE K		1-3 K			1	0	0	0	0	1	1									
Brandon Larson, R (5, PH) OBP: 0.315, SLG: 0.338										1	0	0	0	0	1	1									
Gabe White, L (6, 1)										0	0	0	0	0	0	0									
Jermaine Clark, L (7, PH) OBP: 0.250, SLG: 0.200										1	0	0	0	0	1	0									
Todd Jones, L (8, 1)										0	0	0	0	0	0	0									
<b>Inning Stats</b>	R: 0 H: 0 E: 0 K: 1 S: 10	H: 0 LOB: 0 BB: 0 P: 15	R: 0 H: 0 E: 0 K: 3 S: 9	LOB: 0 BB: 0 P: 12	R: 0 H: 1 E: 0 K: 1 S: 10	LOB: 3 BB: 2 P: 21	R: 0 H: 0 E: 0 K: 2 S: 12	LOB: 0 BB: 0 P: 14	R: 0 H: 2 E: 0 K: 2 S: 14	LOB: 3 BB: 1 P: 25	R: 0 H: 0 E: 0 K: 2 S: 8	LOB: 0 BB: 0 P: 13	R: 0 H: 0 E: 0 K: 2 S: 11	LOB: 0 BB: 0 P: 15	R: 0 H: 0 E: 0 K: 0 S: 5	LOB: 0 BB: 0 P: 6	R: 0 H: 1 E: 0 K: 2 S: 18	LOB: 2 BB: 1 P: 26	1B: 2 2B: 2 3B: 0 HR: 0	SF: 0 SAC: 0 DP: 0 HBP: 0	WP: 0 PB: 0 SB: 0 CS: 0	PA: 35			
<b>PITCHER</b>	IP	WLS	BF	H	R	ER	SO	BB	IBB	HBP	BLK	WP	HR	S	P	ERA	WHIP								
Oliver Pérez, L (1, 1) ERA: 3.38	7.0		27	3	0	0	13	3	0	0	0	0	0	74	115	0.00	0.857								
Mark Corey, R (8, 1) ERA: 5.23	1.0	W	3	0	0	0	0	0	0	0	0	0	0	5	6	0.00	0.000								
Jose Mesa, R (9, 1) ERA: 2.4	1.0	S	5	1	0	0	2	1	0	0	0	0	0	18	26	0.00	2.000								













Batter	1	2	3	4	5	6	7	8	9	AB	R	H	RBI	BB	SO	LOB	TOP			
Tony Womack, L (1,4) OBP: 0.346, SLG: 0.402	F7	G6-3			G6-3		S BB			3	0	0	0	1	0	2				
Edgar Renteria, R (1,6) OBP: 0.325, SLG: 0.394	F9 2B		FC6-4 1B		1B		F7			4	0	3	0	0	0	1				
5 Albert Pujols, R (1,3) OBP: 0.398, SLG: 0.590	F9 2-3		FC6-4 1-2		BB		G6-3			3	0	0	0	1	0	2				
27 Scott Rolen, R (1,5) OBP: 0.416, SLG: 0.621	BB		L9		F8		FC6-4 1B			3	0	1	0	1	0	3				
Reggie Sanders, R (1,9) OBP: 0.285, SLG: 0.462	K		G5-3		G5-3		FC6-4 FC6			4	0	0	0	0	1	4				
John Mabry, L (1,7) OBP: 0.371, SLG: 0.488		1B 1B			F8		FC6			4	0	1	0	0	0	1				
So Taguchi, R (1,8) OBP: 0.294, SLG: 0.375		1B			G5-3		F9			3	0	1	0	0	0	0				
15 Jim Edmonds, L (9, PH) OBP: 0.375, SLG: 0.542		1B			G4-3					1	0	0	0	0	0	0				
Mike Matheny, R (1,2) OBP: 0.298, SLG: 0.375		K			G1-3		K			3	0	0	0	0	2	2				
Marlon Anderson, L (9, PH) OBP: 0.233, SLG: 0.420		K					K			1	0	0	0	0	0	0				
29 Chris Carpenter, R (1,1) OBP: 0.171, SLG: 0.147		K					K			2	0	0	0	0	2	2				
Ray Lankford, L (7, PH) OBP: 0.360, SLG: 0.433		K					K			1	0	0	0	0	1	0				
Kiko Calero, R (7,1)										0	0	0	0	0	0	0				
Steve Kline, S (8,1)										0	0	0	0	0	0	0				
Roger Cedeno, S (9, PH) OBP: 0.317, SLG: 0.368										1	0	0	0	0	0	0				
<b>Inning Stats</b>	R: 0 E: 0 K: 1 S: 12	H: 1 LOB: 2 BB: 1 P: 21	R: 0 E: 0 K: 2 S: 14	H: 2 LOB: 2 BB: 0 P: 17	R: 0 E: 0 K: 0 S: 7	H: 1 LOB: 1 BB: 0 P: 11	R: 0 E: 0 K: 0 S: 12	H: 0 LOB: 0 BB: 0 P: 18	R: 0 E: 0 K: 1 S: 13	H: 1 LOB: 2 BB: 1 P: 24	R: 0 E: 0 K: 0 S: 6	H: 0 LOB: 1 BB: 0 P: 10	R: 0 E: 0 K: 2 S: 14	H: 0 LOB: 1 BB: 1 P: 23	R: 0 E: 0 K: 0 S: 12	H: 1 LOB: 1 BB: 0 P: 18	1B: 5 2B: 1 3B: 0 HR: 0	SF: 0 SAC: 0 DP: 0 HBP: 0	WP: 0 PB: 0 SB: 1 CS: 0	PA: 36
<b>PITCHER</b>	IP WLS BF H R ER SO BB IBB HBP BLK WP HR S P ERA WHIP																			
18 Sean Burnett, L (1,1) ERA: 3.09	6.0 W 25 5 0 0 4 2 0 0 0 0 0 0 64 101 0.00 1.167																			
Mark Corey, R (7,1) ERA: 4.53	1.0 H 4 0 0 0 2 1 0 0 0 0 0 0 14 23 0.00 1.000																			
16 Salomon Torres, R (8,1) ERA: 3.14	1.0 H 4 1 0 0 0 0 0 0 0 0 0 0 12 19 0.00 1.000																			
Jose Mesa, R (9,1) ERA: 2.25	1.0 S 3 0 0 0 0 0 0 0 0 0 0 0 12 18 0.00 0.000																			

St. Louis Cardinals @ Pittsburgh Pirates  
PNC Park, Pittsburgh, PA  
Tue Jun 29 2004, 7:05 PM EDT  
Att: 18,152 - Cloudy - 72 F

AB 33  
R 0  
H 6  
RBI 0  
BB 3  
SO 6  
LOB 17



Batter	1	2	3	4	5	6	7	8	9	AB	R	H	RBI	BB	SO	LOB	BOTTOM			
18 Jason Kendall, R (1,2) OBP: 0.394, SLG: 0.383	P6		E4 2 L3		E1 1-2		1B			4	0	1	0	0	0	1				
2 Jack Wilson, R (1,6) OBP: 0.353, SLG: 0.494	G4-3		L3 1-1		L5		F8			4	0	0	0	0	0	4				
Rob Mackowiak, L (1,5) OBP: 0.318, SLG: 0.469	G1-3		G3			2B 1B	K			4	1	1	0	0	1	1				
Craig Wilson, R (1,9) OBP: 0.371, SLG: 0.548		F9			K		F8			4	1	1	0	0	1	1				
16 Salomon Torres, R (8,1)					K		F8			0	0	0	0	0	0	0				
Jose Mesa, R (9,1)					K		F8			0	0	0	0	0	0	0				
Jason Bay, R (1,7) OBP: 0.355, SLG: 0.585		1B FC6-4 BB			K		K			3	1	0	0	1	2	2				
Randall Simon, L (1,3) OBP: 0.294, SLG: 0.289					G1-3		G1-3 1B IBB			3	0	1	0	1	0	0				
Tike Redman, L (1,8) OBP: 0.266, SLG: 0.340		FC6-4 1B 1-2 3-H			G3		G1-3 1B			4	0	1	2	0	0	1				
Bobby Hill, S (1,4) OBP: 0.351, SLG: 0.328					K		G1-3			3	0	1	1	0	1	2				
Jose Castillo, R (9,4) OBP: 0.304, SLG: 0.342					K		G1-3			0	0	0	0	0	0	0				
18 Sean Burnett, L (1,1)										1	0	0	0	1	0	2				
Abraham Nunez, S (6, PH) OBP: 0.284, SLG: 0.352										1	0	0	0	0	1	2				
Mark Corey, R (7,1)										0	0	0	0	0	0	0				
Chris Stynes, R (8,5) OBP: 0.250, SLG: 0.276										0	0	0	0	0	0	0				
<b>Inning Stats</b>	R: 0 E: 0 K: 0 S: 7	H: 0 LOB: 0 BB: 0 P: 11	R: 1 E: 0 K: 0 S: 10	H: 2 LOB: 2 BB: 1 P: 18	R: 0 E: 1 K: 0 S: 6	H: 0 LOB: 0 BB: 0 P: 11	R: 0 E: 0 K: 2 S: 9	H: 0 LOB: 0 BB: 0 P: 15	R: 0 E: 1 K: 1 S: 14	H: 0 LOB: 2 BB: 1 P: 22	R: 2 E: 0 K: 2 S: 14	H: 3 LOB: 2 BB: 1 P: 23	R: 0 E: 0 K: 1 S: 8	H: 1 LOB: 1 BB: 0 P: 11	R: 0 E: 0 K: 0 S: 9	H: 0 LOB: 0 BB: 0 P: 13	1B: 5 2B: 2 3B: 0 HR: 0	SF: 0 SAC: 0 DP: 1 HBP: 0	WP: 0 PB: 0 SB: 0 CS: 0	PA: 34
<b>PITCHER</b>	IP WLS BF H R ER SO BB IBB HBP BLK WP HR S P ERA WHIP																			
29 Chris Carpenter, R (1,1) ERA: 3.67	6.0 L 27 5 3 3 3 2 1 0 0 0 0 0 60 100 4.50 1.167																			
Kiko Calero, R (7,1) ERA: 3.98	1.1 5 1 0 0 1 0 0 0 0 0 0 0 11 15 0.00 0.750																			
Steve Kline, L (8,1) ERA: 2.28	0.2 2 0 0 0 0 0 0 0 0 0 0 0 6 9 0.00 0.000																			

St. Louis Cardinals @ Pittsburgh Pirates  
PNC Park, Pittsburgh, PA  
Tue Jun 29 2004, 7:05 PM EDT  
Att: 18,152 - Cloudy - 72 F

AB 31  
R 3  
H 6  
RBI 3  
BB 3  
SO 6  
LOB 16





Batter	1	2	3	4	5	6	7	8	9	AB	R	H	RBI	BB	SO	LOB	TOP
<b>Tony Womack, L</b> OBP: 0.350, SLG: 0.403	G4-3	FC3-6 1B		CS 1B			1B 5 2B BB	K		4	1	2	0	1	1	0	
<b>Marlon Anderson, L</b> OBP: 0.310, SLG: 0.430	G4-3 5 HBP BB	FC3-6		CS	BB E 1B		1B 5 2B		G6-3 1B	4	1	3	1	1	0	1	
<b>5 Albert Pujols, R</b> OBP: 0.401, SLG: 0.596	G4-3 HBP	P3			L7				G6-3 2B	4	0	2	1	0	0	2	
<b>Ray Lankford, L</b> So Taguchi, R OBP: 0.291, SLG: 0.370	G4-3				E BB		K		G6-3 IBB	2	1	1	0	1	0	2	
<b>15 Jim Edmonds, L</b> <b>Jason Marquis, L</b> <b>Julian Tavares, L</b>	1-2 2-3			1B G4-6-3 2B	BB					0	0	0	0	0	0	0	
<b>Edgar Renteria, R</b> OBP: 0.333, SLG: 0.394	BB			G4-6-3 1B	E1 G4-6-3				G6-3	3	0	1	0	2	0	4	
<b>John Mabry, L</b> OBP: 0.353, SLG: 0.462	K			G4-6-3	G4-6-3		K		G4-3	5	0	0	0	0	2	12	
<b>Reggie Sanders, R</b> OBP: 0.284, SLG: 0.471				G5-3			G5-3		L5	4	1	1	1	0	0	3	
<b>4 Yadier Molina, R</b> <b>Roger Cedeno, S</b> <b>Mike Matheny, R</b>	G6-3			P4			F9		G1	3	0	0	0	0	0	0	
<b>Matt Morris, R</b> <b>7 Hector Luna, R</b>				P3			G6-3		G5-3	3	1	0	0	1	0	0	
<b>Inning Stats</b>	R: 0 H: 0 E: 0 K: 1 S: 11	H: 0 R: 2 ER: 0 LOB: 3 BB: 2 P: 22	R: 2 H: 2 E: 0 K: 0 S: 10	R: 1 H: 2 E: 0 K: 0 S: 6	R: 0 H: 1 E: 0 K: 0 S: 5	R: 0 H: 1 E: 0 K: 0 S: 8	R: 0 H: 0 E: 0 K: 0 S: 5	R: 1 H: 2 E: 0 K: 2 S: 17	R: 0 H: 0 E: 0 K: 1 S: 7	R: 1 H: 2 E: 0 K: 0 S: 6	1B: 6 2B: 3 3B: 0 HR: 1	SF: 0 SAC: 0 DP: 3 HBP: 1	WP: 0 PB: 0 SB: 0 CS: 1	PA: 43			
<b>PITCHER</b>	IP WLS BF H R ER SO BB IBB HBP BLK WP HR S P ERA WHIP																
<b>Kip Wells, R</b> ERA: 5.1	6.0	30	8	4	4	1	5	0	1	0	0	0	0	10	14	6.00	2.167
<b>34 John Grabow, L</b> ERA: 4.01	1.0	4	0	0	0	2	0	1	0	0	0	0	0	7	11	0.00	0.000
<b>16 Salomon Torres, R</b> ERA: 3.07	1.0	3	0	0	0	1	0	0	0	0	0	0	0	6	14	0.00	2.000
<b>Jose Mesa, R</b> ERA: 2.45	1.0	W 5	2	1	1	0	0	1	0	0	0	0	0	6	14	9.00	2.000

St. Louis Cardinals @ Pittsburgh Pirates  
PNC Park, Pittsburgh, PA  
Wed Jun 30 2004, 12:35 PM EDT  
Att: 22,368 - Sunny - 83 F

AB 34  
R 5  
H 10  
RBI 3  
BB 7  
SO 4  
LOB 26



Batter	1	2	3	4	5	6	7	8	9	AB	R	H	RBI	BB	SO	LOB	BOTTOM
<b>18 Jason Kendall, R</b> OBP: 0.394, SLG: 0.387	SH1-3 1B 2B	F9			BB 2 1B		F7		G5-3	5	1	2	0	0	0	1	
<b>2 Jack Wilson, R</b> OBP: 0.358, SLG: 0.500	SH1-3				BB		G5-3		1B	4	1	3	1	0	0	0	
<b>Rob Mackowiak, L</b> OBP: 0.327, SLG: 0.474	BB 1B	F8			FC3-6 BB		PO 1B		1B DI 1B	4	1	3	1	1	0	1	
<b>Craig Wilson, R</b> <b>Tony Alvarez, R</b> <b>Jose Mesa, R</b> <b>Bobby Hill, S</b>	P5			K	K		PO		SH1-3 E HBP 1B	3	0	0	0	0	2	4	
<b>Jason Bay, R</b> OBP: 0.355, SLG: 0.579	BB 1B			K	K		SH1-3		SH1-3	3	1	1	0	0	2	3	
<b>Randall Simon, L</b> OBP: 0.292, SLG: 0.280	1B BB			G5-3	FC3-6		F7		F7	3	0	0	0	1	0	4	
<b>Tike Redman, L</b> OBP: 0.270, SLG: 0.343	1B			G4-3			F7		E9 1B	4	0	2	3	0	0	0	
<b>Abraham Nunez, S</b> OBP: 0.273, SLG: 0.337		F7		B4-3			G6-3		K	4	0	0	0	0	1	1	
<b>Kip Wells, R</b> <b>34 John Grabow, L</b> <b>16 Salomon Torres, R</b> <b>Chris Stynes, R</b>	BB 2 2B 1B			K	K		G5-3		P6	3	1	1	0	0	1	0	
<b>Inning Stats</b>	R: 3 H: 4 E: 0 K: 0 S: 16	H: 2 R: 1 ER: 0 LOB: 1 BB: 0 P: 10	R: 0 H: 0 E: 0 K: 2 S: 10	R: 0 H: 0 E: 0 K: 1 S: 6	R: 0 H: 2 E: 0 K: 2 S: 12	R: 0 H: 0 E: 0 K: 0 S: 6	R: 0 H: 0 E: 0 K: 0 S: 6	R: 0 H: 1 E: 0 K: 0 S: 6	R: 1 H: 1 E: 1 K: 1 S: 11	R: 1 H: 3 E: 0 K: 0 S: 13	1B: 11 2B: 2 3B: 0 HR: 0	SF: 0 SAC: 2 DP: 0 HBP: 1	WP: 0 PB: 0 SB: 0 CS: 0	PA: 41			
<b>PITCHER</b>	IP WLS BF H R ER SO BB IBB HBP BLK WP HR S P ERA WHIP																
<b>Matt Morris, R</b> ERA: 4.36	8.0	35	10	5	5	6	2	0	1	0	0	0	0	13	20	5.62	1.500
<b>Julian Tavares, R</b> ERA: 3.27	0.2	L 5	3	1	1	0	0	0	0	0	0	0	0	13	20	13.50	4.500

St. Louis Cardinals @ Pittsburgh Pirates  
PNC Park, Pittsburgh, PA  
Wed Jun 30 2004, 12:35 PM EDT  
Att: 22,368 - Sunny - 83 F

AB 35  
R 6  
H 13  
RBI 6  
BB 2  
SO 6  
LOB 14





Batter	1	2	3	4	5	6	7	8	9	AB	R	H	RBI	BB	SO	LOB	TOP			
Scott Podsednik, L (1, 8) OBP: 0.337, SLG: 0.412	G5-3			F8		F7		F7		4	0	0	0	0	1	0	<b>Milwaukee Brewers @ Pittsburgh Pirates</b> PNC Park, Pittsburgh, PA Fri Jul 02 2004, 5:05 PM EDT Cloudy - 81 F			
Junior Salvey, R (1, 4) OBP: 0.363, SLG: 0.427	F7			2B		G6-3		K		4	1	1	0	0	1	0				
Keith Ginter, R (1, 9) OBP: 0.338, SLG: 0.446	F8			F7		2B		K		4	0	1	0	0	1	1				
Lyle Overbay, L (1, 3) OBP: 0.400, SLG: 0.547		K		2H		G3		BB		4	0	2	1	0	1	1				
2 Bill Hall, R (1, 6) OBP: 0.282, SLG: 0.405	K			2B				K		4	0	0	0	0	3	2				
Wes Helms, R (1, 5) OBP: 0.336, SLG: 0.356	K							1B		2	0	1	0	2	1	0				
Brady Clark, R (1, 7) OBP: 0.348, SLG: 0.348								BB		4	0	1	0	0	0	3				
Chad Moeller, R (1, 2) OBP: 0.309, SLG: 0.382								FC5-4		4	0	0	0	0	3	5				
Doug Davis, R (1, 1) Ben Grievs, L (5, PH) Brooks Kieschnick, L (5, 1) Matt Kinney, R (8, 1)										1	0	0	0	0	1	0	<b>Brewers</b>			
										1	0	0	0	0	1	1				
										0	0	0	0	0	0	0				
<b>Inning Stats</b>	R: 0 E: 0 K: 0 S: 6	H: 0 LOB: 0 BB: 0 P: 9	R: 0 E: 0 K: 3 S: 9	H: 0 LOB: 0 BB: 0 P: 13	R: 0 E: 0 K: 2 S: 8	H: 0 LOB: 1 BB: 0 P: 10	R: 1 E: 0 K: 1 S: 11	H: 2 LOB: 1 BB: 0 P: 20	R: 0 E: 0 K: 2 S: 13	H: 1 LOB: 1 BB: 0 P: 21	R: 0 E: 0 K: 1 S: 14	H: 1 LOB: 2 BB: 1 P: 20	R: 0 E: 0 K: 2 S: 8	H: 0 LOB: 0 BB: 0 P: 12	R: 0 E: 0 K: 1 S: 8	H: 1 LOB: 2 BB: 1 P: 14	1B: 2 2B: 4 3B: 0 HR: 0	SF: 0 SAC: 0 DP: 0 HBP: 0	WP: 0 PB: 0 CS: 0	PA: 35
<b>PITCHER</b>	IP WLS BF H R ER SO BB IBB HBP BLK WP HR S P ERA WHIP																			
Oliver Pérez, L (1, 1) ERA: 3.22	7.0 W 27 5 1 1 11 1 0 0 0 0 0 0 72 111 1.29 0.857																			
Mark Corey, R (8, 1) ERA: 4.25	1.0 3 0 0 0 2 0 0 0 0 0 0 0 8 12 0.00 0.000																			
Brian Meadows, R (9, 1) ERA: 3.07	1.0 5 1 0 0 1 1 0 0 0 0 0 0 8 14 0.00 2.000																			

Batter	1	2	3	4	5	6	7	8	9	AB	R	H	RBI	BB	SO	LOB	BOTTOM	
18 Jason Kendall, R (1, 2) OBP: 0.394, SLG: 0.383	K			BB		E6		F8		3	3	0	0	2	1	1	<b>Milwaukee Brewers @ Pittsburgh Pirates</b> PNC Park, Pittsburgh, PA Fri Jul 02 2004, 5:05 PM EDT Cloudy - 81 F	
2 Jack Wilson, R (1, 6) Abraham Nunez, S (8, 6)	L8			BB		IHR				4	1	2	2	0	0	1		
Jason Bay, R (1, 7) OBP: 0.349, SLG: 0.566				BB		IHR		1B		1	0	1	0	0	0	0		
Craig Wilson, R (1, 3) OBP: 0.368, SLG: 0.537	P4			BB		K		L5		3	0	0	1	1	2	3		
J.J. Davis, R (1, 9) OBP: 0.226, SLG: 0.115				HR		K				3	1	0	0	1	1	2		
Chris Stynes, R (1, 5) OBP: 0.248, SLG: 0.268	F7			BB		F7				4	1	1	1	0	0	1		
Tony Alvarez, R (1, 8) OBP: 0.400, SLG: 1.200				BB		G4-3				3	1	0	0	1	0	0		
Jose Castillo, R (1, 4) OBP: 0.309, SLG: 0.341				HR		F9				4	1	2	4	0	0	0		
Oliver Pérez, L (1, 1) Mark Corey, R (8, 1) Tike Redman, L (8, PH) Brian Meadows, R (9, 1)				BB		G5-3		F9		3	0	1	0	1	0	0	<b>P</b>	
				BB		G4-3				3	0	0	0	0	0	0		
										0	0	0	0	0	0	0		
										1	0	1	0	0	0	0		
										0	0	0	0	0	0	0		
										0	0	0	0	0	0	0		
<b>Inning Stats</b>	R: 0 E: 0 K: 1 S: 12	H: 0 LOB: 1 BB: 1 P: 20	R: 0 E: 0 K: 0 S: 12	H: 1 LOB: 2 BB: 1 P: 19	R: 5 E: 0 K: 1 S: 23	H: 3 LOB: 3 BB: 3 P: 40	R: 1 E: 0 K: 0 S: 10	H: 1 LOB: 1 BB: 1 P: 15	R: 0 E: 0 K: 3 S: 13	H: 0 LOB: 0 BB: 0 P: 19	R: 0 E: 0 K: 0 S: 8	H: 0 LOB: 0 BB: 0 P: 14	R: 0 E: 0 K: 0 S: 12	H: 2 LOB: 2 BB: 0 P: 21	1B: 4 2B: 2 3B: 0 HR: 2	SF: 1 SAC: 0 DP: 0 HBP: 0	WP: 0 PB: 0 CS: 0	PA: 39
<b>PITCHER</b>	IP WLS BF H R ER SO BB IBB HBP BLK WP HR S P ERA WHIP																	
Doug Davis, L (1, 1) ERA: 3.72	4.0 L 23 5 6 6 2 5 1 0 0 0 0 0 31 50 3.00 0.333																	
Brooks Kieschnick, R (5, 1) ERA: 3.82	3.0 11 1 2 1 3 0 0 0 0 0 0 0 12 21 0.00 2.000																	
Matt Kinney, R (8, 1) ERA: 6.25	1.0 5 2 0 0 0 0 0 0 0 0 0 0 12 21 0.00 2.000																	



Batter	1	2	3	4	5	6	7	8	9	AB	R	H	RBI	BB	SO	LOB	TOP										
Scott Podsednik, L (1, 8) OBP: 0.336, SLG: 0.413	F8		2B			L9	G3-1			4	0	1	0	0	0	3	<b>Milwaukee Brewers @ Pittsburgh Pirates</b> PNC Park, Pittsburgh, PA Fri Jul 02, 2004, 5:10 PM EDT Att: 30,047 - Cloudy - 79 F										
Junior Salvey, R (1, 4) OBP: 0.359, SLG: 0.421 2 Bill Hall, R (7, 5) OBP: 0.280, SLG: 0.403	P4		L5			G3-1		G6-3		3	0	0	0	0	0	1											
Geoff Jenkins, L (1, 7) OBP: 0.317, SLG: 0.443	BB						HR	K		3	1	2	1	1	1	0											
Lyle Overbay, L (1, 3) OBP: 0.401, SLG: 0.545	G1-3					G3-6-3		1B		3	1	1	0	1	0	2											
Ben Grieve, L (1, 9) OBP: 0.392, SLG: 0.419	G1-3							K		4	0	0	0	0	2	2											
Wes Helms, R (1, 5) OBP: 0.342, SLG: 0.358 Chad Moeller, R (7, 2) OBP: 0.308, SLG: 0.380	1B					F7		K		2	0	1	0	0	0	0											
Gary Bennett, R (1, 2) OBP: 0.273, SLG: 0.266 Brooks Kieschnick, L (7, PH) OBP: 0.368, SLG: 0.441 Jeff Bennett, R (7, 1) OBP: 0.250, SLG: 0.250 Brady Clark, R (9, PH) OBP: 0.346, SLG: 0.346	1B					1B		1B		1	0	0	0	0	0	0											
Craig Counsell, L (1, 6) OBP: 0.357, SLG: 0.342	G6-4-3					L3		1B		2	0	1	0	0	0	1											
Matt Wise, R (1, 1) OBP: 0.336, SLG: 0.444	G4-3					L3		G3-1		4	0	1	0	0	0	1											
Dave Burba, R (4, 1) OBP: 0.336, SLG: 0.444	G4-3					L6		L6		1	0	0	0	0	0	0											
Inning Stats	R: 0 E: 0 K: 0 S: 13	H: 0 LOB: 1 BB: 1 P: 23	R: 0 E: 0 K: 0 S: 6	H: 1 LOB: 0 BB: 0 P: 8	R: 0 E: 0 K: 0 S: 8	H: 1 LOB: 1 BB: 0 P: 12	R: 0 E: 0 K: 0 S: 6	H: 1 LOB: 0 BB: 0 P: 9	R: 0 E: 0 K: 0 S: 10	H: 0 LOB: 0 BB: 0 P: 15	R: 2 E: 0 K: 1 S: 16	H: 3 LOB: 3 BB: 1 P: 30	R: 0 E: 0 K: 1 S: 9	H: 1 LOB: 1 BB: 0 P: 11	R: 0 E: 0 K: 1 S: 8	H: 0 LOB: 0 BB: 0 P: 12		1B: 6 2B: 2 3B: 0 HR: 1	SF: 0 SAC: 0 DP: 3 HBP: 1	WP: 0 PB: 0 SB: 1 CS: 0	PA: 35						
PITCHER	IP	WLS	BF	H	R	ER	SO	BB	IBB	HBP	BLK	WP	HR	S	P	ERA		WHIP									
Josh Fogg, R (1, 1) ERA: 6.35	6.1	W	23	5	2	2	1	2	0	0	0	0	1	56	91	2.84	1.105										
16 Salomon Torres, R (7, 1) ERA: 3.02	0.2		5	2	0	0	0	0	0	1	0	0	0	9	16	0.00	3.000										
34 John Grabow, L (8, 1) ERA: 2.89	1.0		4	1	0	0	2	0	0	0	0	0	0	9	11	0.00	1.000										
Michael Gonzalez, L (9, 1) ERA: 0.73	1.0		3	0	0	0	1	0	0	0	0	0	0	8	12	0.00	0.000										

Batter	1	2	3	4	5	6	7	8	9	AB	R	H	RBI	BB	SO	LOB	BOTTOM											
Tike Redman, L (1, 8) OBP: 0.271, SLG: 0.343	G4-3		1B			F7		FC4-6		5	2	1	1	0	0	2	<b>Milwaukee Brewers @ Pittsburgh Pirates</b> PNC Park, Pittsburgh, PA Fri Jul 02, 2004, 5:10 PM EDT Att: 30,047 - Cloudy - 79 F											
2 Jack Wilson, R (1, 6) OBP: 0.357, SLG: 0.508	F8		2B			G5-3		E9		5	2	1	0	0	0	3												
Rob Mackowiak, L (1, 9) OBP: 0.332, SLG: 0.478	F8		1B			P4		2B		4	3	2	1	1	0	1												
Craig Wilson, R (1, 2) OBP: 0.372, SLG: 0.540	F7		2B			1B		2B		4	2	2	2	1	0	1												
Jason Bay, R (1, 7) OBP: 0.364, SLG: 0.619	L5		2B			2B		2B		5	1	4	8	0	0	0												
Randall Simon, L (1, 3) OBP: 0.297, SLG: 0.272	P6		2B			BB		BB		3	0	0	0	2	0	2												
Bobby Hill, S (1, 5) OBP: 0.353, SLG: 0.331 34 John Grabow, L (8, 1) OBP: 0.219, SLG: 0.111 Michael Gonzalez, R (9, 1) OBP: 0.253, SLG: 0.268	G3		1B			P6		K		4	1	1	0	0	0	2												
Abraham Nunez, S (1, 4) OBP: 0.286, SLG: 0.386	P4		1B			P4		BB		5	2	2	1	0	0	4												
Josh Fogg, R (1, 1) OBP: 0.130, SLG: 0.130 16 Salomon Torres, R (7, 1) OBP: 0.253, SLG: 0.268	G6-3		2B			F8		FC4-6		3	0	1	0	0	0	2												
Inning Stats	R: 0 E: 0 K: 0 S: 7	H: 0 LOB: 0 BB: 0 P: 8	R: 0 E: 0 K: 0 S: 7	H: 0 LOB: 0 BB: 0 P: 12	R: 4 E: 0 K: 0 S: 21	H: 5 LOB: 2 BB: 1 P: 32	R: 0 E: 0 K: 0 S: 9	H: 1 LOB: 1 BB: 0 P: 13	R: 2 E: 0 K: 0 S: 13	H: 3 LOB: 2 BB: 1 P: 22	R: 0 E: 0 K: 0 S: 6	H: 0 LOB: 0 BB: 0 P: 8	R: 2 E: 0 K: 0 S: 9	H: 2 LOB: 0 BB: 0 P: 13	R: 5 E: 1 K: 1 S: 18	H: 3 LOB: 3 BB: 3 P: 34		1B: 6 2B: 6 3B: 0 HR: 2	SF: 0 SAC: 0 DP: 0 HBP: 0	WP: 1 PB: 0 SB: 0 CS: 0	PA: 44							
PITCHER	IP	WLS	BF	H	R	ER	SO	BB	IBB	HBP	BLK	WP	HR	S	P	ERA		WHIP										
Matt Wise, R (1, 1) ERA: 3.97	3.0	L	15	5	4	4	0	1	0	0	0	0	0	28	43	6.00		1.667										
Dave Burba, R (4, 1) ERA: 3.15	3.0		14	4	2	2	0	1	0	0	0	1	2	18	34	40.50	3.750											
Jeff Bennett, R (7, 1) ERA: 4.38	1.1		10	3	6	6	0	2	0	0	0	0	0	9	13	0.00	4.500											
Matt Kinney, R (8, 1) ERA: 6.33	0.2		5	2	1	0	1	1	0	0	0	0	0	9	13	0.00	4.500											



Batter	1	2	3	4	5	6	7	8	9	AB	R	H	RBI	BB	SO	LOB	TOP										
Scott Podsednik, L (1, 8) OBP: 0.334, SLG: 0.410	G4-3 1B		F7			G4-3		G3	G4-3	5	1	1	0	0	0	2											
Craig Counsell, L (1, 6) OBP: 0.363, SLG: 0.358	K							1B		4	2	3	0	0	1	1											
Geoff Jenkins, L (1, 7) OBP: 0.313, SLG: 0.437	G4-3		L6-5			F7		K		4	0	0	0	0	1	5											
Lyle Overbay, L (1, 3) OBP: 0.405, SLG: 0.551	WP 1B					K		1B		4	0	3	2	0	1	0											
Ben Grieve, L (1, 9) Brady Clark, R (8, PR) OBP: 0.389, SLG: 0.415 OBP: 0.346, SLG: 0.346	G3					G6-3		F8		4	0	1	1	0	0	2											
Wes Helms, R (1, 5) OBP: 0.340, SLG: 0.355						F8		FC4		4	0	1	0	0	1	2											
Keith Ginter, R (1, 4) OBP: 0.335, SLG: 0.440	G5-3					P3		G6-4-3		4	0	1	0	0	0	1											
Gary Bennett, R (1, 2) OBP: 0.272, SLG: 0.265	G1-3							G6-4-3		4	0	1	0	0	0	2											
Wes Obermueller, R (1, 1) Dave Burba, R (6, 1) Brooks Kieschnick, L (7, PR) Mike Adams, R (7, 1) Luis Vizcaino, R (8, 1) 2 Bill Hall, R (8, 9) OBP: 0.288, SLG: 0.474 OBP: 0.309, SLG: 0.429 OBP: 0.298, SLG: 0.407						G6-4-3		G4-3		2	0	1	0	0	0	1											
<b>Inning Stats</b>	R: 1 E: 0 K: 1 S: 11	H: 2 LOB: 1 BB: 0 P: 19	R: 0 E: 0 K: 1 S: 6	H: 0 LOB: 0 BB: 0 P: 11	R: 0 E: 0 K: 0 S: 9	H: 2 LOB: 1 BB: 0 P: 12	R: 0 E: 0 K: 1 S: 7	H: 0 LOB: 0 BB: 0 P: 11	R: 0 E: 0 K: 0 S: 8	H: 1 LOB: 0 BB: 0 P: 11	R: 1 E: 0 K: 0 S: 9	H: 2 LOB: 1 BB: 0 P: 16	R: 0 E: 0 K: 0 S: 9	H: 1 LOB: 1 BB: 0 P: 16	R: 1 E: 0 K: 1 S: 15	H: 3 LOB: 2 BB: 0 P: 24	R: 0 E: 0 K: 0 S: 6	H: 2 LOB: 1 BB: 0 P: 7	1B: 10 2B: 4 3B: 0 HR: 0	SF: 0 SAC: 0 DP: 3 HBP: 0	WP: 2 PB: 0 SB: 1 CS: 0	PA: 37					
<b>PITCHER</b>	IP	WLS	BF	H	R	ER	SO	BB	IBB	HBP	BLK	WP	HR	S	P	ERA	WHIP										
Kris Benson, R (1, 1) ERA: 4.63	7.0	W	27	8	2	2	3	0	0	0	0	1	0	59	96	2.57	1.143										
34 John Grabow, L (8, 1) ERA: 4.08	0.2	H	5	3	1	1	1	0	0	0	0	0	0	14	23	13.50	4.500										
16 Salomon Torres, R (8, 1) ERA: 3.0	0.1	H	1	0	0	0	0	0	0	0	0	0	0	1	1	0.00	0.000										
Jose Mesa, R (9, 1) ERA: 2.38	1.0	S	4	2	0	0	0	0	0	0	0	1	0	6	7	0.00	2.000										

Milwaukee Brewers @ Pittsburgh Pirates  
PNC Park, Pittsburgh, PA  
Sat Jul 03 2004, 7:05 PM EDT  
Att: 28,443 - Cloudy - 83 F

AB 37  
R 3  
H 13  
RBI 3  
BB 0  
SO 4  
LOB 17



Batter	1	2	3	4	5	6	7	8	9	AB	R	H	RBI	BB	SO	LOB	BOTTOM										
18 Jason Kendall, R (1, 2) OBP: 0.391, SLG: 0.379	G4-3		G5-3			FC4-6		G6-4-3		5	1	1	0	0	0	4											
2 Jack Wilson, R (1, 6) OBP: 0.359, SLG: 0.511	F9					G6-3		1B		4	1	2	0	0	0	0											
Rob Mackowiak, L (1, 5) OBP: 0.331, SLG: 0.475	G6-3					G6-3		F8		4	1	1	1	0	0	2											
Craig Wilson, R (1, 9) OBP: 0.373, SLG: 0.548						G3-1		G6-3		3	2	1	1	0	0	2											
Jason Bay, R (1, 7) OBP: 0.374, SLG: 0.618						G5-3				2	0	1	1	1	0	0											
34 John Grabow, L (8, 1) 16 Salomon Torres, R (8, 1) Jose Mesa, R (9, 1)										0	0	0	0	0	0	0											
Randall Simon, L (1, 3) OBP: 0.285, SLG: 0.280	L4					L7		G6-3		4	0	1	2	0	0	3											
Tike Redman, L (1, 8) OBP: 0.275, SLG: 0.345						G6-3		F7		4	0	2	0	0	0	2											
Abraham Nunez, S (1, 4) OBP: 0.294, SLG: 0.385						G6-4-3		K		3	0	1	0	1	1	3											
Kris Benson, R (1, 1) Chris Stynes, R (8, 5) OBP: 0.233, SLG: 0.207 OBP: 0.252, SLG: 0.266						SH1-4		G6-4-3		2	0	1	0	0	1	2											
<b>Inning Stats</b>	R: 0 E: 0 K: 0 S: 8	H: 0 LOB: 0 BB: 0 P: 12	R: 0 E: 0 K: 0 S: 6	H: 0 LOB: 0 BB: 0 P: 9	R: 0 E: 0 K: 0 S: 10	H: 1 LOB: 1 BB: 0 P: 13	R: 1 E: 0 K: 0 S: 9	H: 1 LOB: 1 BB: 0 P: 12	R: 0 E: 0 K: 2 S: 15	H: 2 LOB: 1 BB: 0 P: 9	R: 3 E: 0 K: 2 S: 15	H: 3 LOB: 2 BB: 1 P: 24	R: 1 E: 0 K: 0 S: 14	H: 3 LOB: 2 BB: 0 P: 17	R: 0 E: 0 K: 0 S: 8	H: 1 LOB: 1 BB: 1 P: 13	1B: 8 2B: 2 3B: 0 HR: 1	SF: 0 SAC: 1 DP: 2 HBP: 2	WP: 0 PB: 0 SB: 0 CS: 0	PA: 37							
<b>PITCHER</b>	IP	WLS	BF	H	R	ER	SO	BB	IBB	HBP	BLK	WP	HR	S	P	ERA	WHIP										
Wes Obermueller, R (1, 1) ERA: 6.82	5.0	L	23	6	4	4	0	1	0	2	0	0	0	10	12	0.00	1.000										
Dave Burba, R (6, 1) ERA: 3.07	1.0		4	1	0	0	2	0	0	0	0	0	0	17	25	9.00	5.000										
Mike Adams, R (7, 1) ERA: 1.27	1.0		8	4	1	1	0	1	0	0	0	0	0	5	5	0.00	0.000										
Luis Vizcaino, R (8, 1) ERA: 3.16	1.0		2	0	0	0	0	0	0	0	0	0	0	5	5	0.00	0.000										

Milwaukee Brewers @ Pittsburgh Pirates  
PNC Park, Pittsburgh, PA  
Sat Jul 03 2004, 7:05 PM EDT  
Att: 28,443 - Cloudy - 83 F

AB 32  
R 5  
H 11  
RBI 5  
BB 2  
SO 2  
LOB 20





Batter	1	2	3	4	5	6	7	8	9	AB	R	H	RBI	BB	SO	LOB	TOP					
Scott Podsednik, L (1, 8) OBP: 0.332, SLG: 0.407	G4-3		B2				K		K	5	0	1	0	0	2	4	<b>Milwaukee Brewers @ Pittsburgh Pirates</b> PNC Park, Pittsburgh, PA Sun Jul 04 2004, 1:35 PM EDT Att: 19,029 - Cloudy - 84 F					
2 Bill Hall, R (1, 6) OBP: 0.282, SLG: 0.400	1B		P5			G1-3			K	5	0	1	0	0	2	5						
Geoff Jenkins, L (1, 7) OBP: 0.313, SLG: 0.435	F7								K	4	0	1	0	0	2	2						
Lyle Overbay, L (1, 3) OBP: 0.406, SLG: 0.557	CS	1B	G6-3						F7	4	2	2	0	0	0	2						
Keith Ginter, R (1, 4) OBP: 0.333, SLG: 0.437			G6-3						G5-3	4	0	1	0	0	1	1						
Wes Helms, R (1, 5) OBP: 0.338, SLG: 0.352			G6-3						G6-3	4	0	1	0	0	1	2						
Brady Clark, R (1, 9) OBP: 0.344, SLG: 0.346			SF9						L5	3	0	1	2	0	0	0						
Chad Moeller, R (1, 2) OBP: 0.303, SLG: 0.373			K							3	0	0	0	0	1	3						
Ben Grievie, L (9, PH) OBP: 0.335, SLG: 0.419									1B	1	0	1	0	0	0	0						
39 Chris Capuano, L (1, 1) OBP: 0.353, SLG: 0.333									1B	2	0	1	0	0	0	0						
Matt Wise, R (6, 1) OBP: 0.250, SLG: 0.250									1B	0	0	0	0	0	0	0						
Chris Magruder, S (7, PH) OBP: 0.250, SLG: 0.250									1B	1	0	1	0	0	0	0						
Matt Kinney, R (7, 1) OBP: 0.250, SLG: 0.250									1B	0	0	0	0	0	0	0						
Brooks Kieschnick, L (9, PH) OBP: 0.375, SLG: 0.444									1B	1	0	1	0	0	0	0						
<b>Inning Stats</b>	R: 0 E: 0 K: 0 S: 8	H: 1 LOB: 0 BB: 0 P: 14	R: 1 E: 0 K: 1 S: 11	H: 2 LOB: 1 BB: 0 P: 18	R: 0 E: 0 K: 0 S: 10	H: 2 LOB: 2 BB: 0 P: 16	R: 0 E: 0 K: 1 S: 5	H: 0 LOB: 0 BB: 0 P: 10	R: 0 E: 0 K: 0 S: 7	H: 1 LOB: 1 BB: 0 P: 9	R: 1 E: 0 K: 2 S: 15	H: 3 LOB: 2 BB: 0 P: 23	R: 0 E: 0 K: 3 S: 14	H: 1 LOB: 0 BB: 0 P: 17	R: 0 E: 0 K: 0 S: 6	H: 0 LOB: 0 BB: 0 P: 8	R: 0 E: 0 K: 0 S: 10	H: 2 LOB: 2 BB: 0 P: 15	1B: 10 2B: 2 3B: 0 HR: 0	SF: 1 SAC: 0 DP: 0 HBP: 0	WP: 0 PB: 0 SB: 0 CS: 1	PA: 39
<b>PITCHER</b>	IP WLS BF H R ER SO BB IBB HBP BLK WP HR S P ERA WHIP																					
18 Sean Burnett, L (1, 1) ERA: 3.07	6.0 W 26 9 2 2 4 0 0 0 0 0 0 0 56 90 3.00 1.500																					
Michael Gonzalez, L (7, 1) ERA: 0.68	1.0 0 4 1 0 0 3 0 0 0 0 0 0 0 14 17 0.00 1.000																					
16 Salomon Torres, R (8, 1) ERA: 2.91	1.1 6 2 0 0 0 0 0 0 0 0 0 0 10 15 0.00 1.500																					
Jose Mesa, R (9, 1) ERA: 2.34	0.2 S 2 0 0 0 2 0 0 0 0 0 0 0 6 8 0.00 0.000																					

Batter	1	2	3	4	5	6	7	8	9	AB	R	H	RBI	BB	SO	LOB	BOTTOM			
18 Jason Kendall, R (1, 2) OBP: 0.390, SLG: 0.378	G6-3		G6-3							4	0	1	0	0	0	1	<b>Milwaukee Brewers @ Pittsburgh Pirates</b> PNC Park, Pittsburgh, PA Sun Jul 04 2004, 1:35 PM EDT Att: 19,029 - Cloudy - 84 F			
2 Jack Wilson, R (1, 6) OBP: 0.358, SLG: 0.517	HR		F7						K	4	1	1	1	0	1	1				
Tony Alvarez, R (1, 7) OBP: 0.333, SLG: 0.778	G6-3		F8						G6-3	4	1	1	0	0	0	0				
Craig Wilson, R (1, 3) OBP: 0.375, SLG: 0.544	HBP								P6	2	1	0	0	1	1	0				
J.J. Davis, R (1, 9) OBP: 0.200, SLG: 0.100									E3	3	0	0	0	0	1	3				
Rob Mackowiak, L (8, 9) OBP: 0.330, SLG: 0.473									G3	1	0	0	0	0	0	0				
Chris Stynes, R (1, 5) OBP: 0.285, SLG: 0.303									F9	3	2	2	3	1	0	1				
Tike Redman, L (1, 8) OBP: 0.274, SLG: 0.344									G3	4	1	1	0	0	0	2				
Jose Castillo, R (1, 4) OBP: 0.307, SLG: 0.339									G5-3	4	0	1	1	0	0	2				
18 Sean Burnett, L (1, 1) ERA: 3.89										2	0	0	0	0	2	1				
Randall Simon, L (6, PH) OBP: 0.233, SLG: 0.278										1	0	0	1	0	0	1				
Michael Gonzalez, R (7, 1) ERA: 3.89										0	0	0	0	0	0	0				
16 Salomon Torres, R (8, 1) ERA: 2.91										0	0	0	0	0	0	0				
Jose Mesa, R (9, 1) ERA: 2.34										0	0	0	0	0	0	0				
<b>Inning Stats</b>	R: 1 E: 0 K: 1 S: 14	H: 1 LOB: 1 BB: 0 P: 21	R: 0 E: 0 K: 1 S: 6	H: 0 LOB: 1 BB: 1 P: 13	R: 0 E: 0 K: 0 S: 8	H: 0 LOB: 0 BB: 0 P: 13	R: 1 E: 0 K: 1 S: 8	H: 1 LOB: 0 BB: 0 P: 13	R: 0 E: 0 K: 1 S: 11	H: 1 LOB: 1 BB: 0 P: 14	R: 4 E: 0 K: 0 S: 19	H: 4 LOB: 1 BB: 1 P: 27	R: 0 E: 0 K: 1 S: 9	H: 0 LOB: 0 BB: 0 P: 12	R: 0 E: 1 K: 0 S: 9	H: 0 LOB: 1 BB: 0 P: 12	1B: 4 2B: 1 3B: 0 HR: 2	SF: 0 SAC: 0 DP: 0 HBP: 1	WP: 0 PB: 0 SB: 1 CS: 0	PA: 35
<b>PITCHER</b>	IP WLS BF H R ER SO BB IBB HBP BLK WP HR S P ERA WHIP																			
39 Chris Capuano, L (1, 1) ERA: 3.89	5.1 L 25 6 6 6 4 2 0 0 0 0 0 0 54 85 10.12 1.500																			
Matt Wise, R (6, 1) ERA: 3.89	0.2 3 1 0 0 0 0 0 0 0 0 0 0 12 16 0.00 1.500																			
Matt Kinney, R (7, 1) ERA: 6.08	2.0 7 0 0 0 0 1 0 0 0 0 0 0 18 24 0.00 0.000																			















Batter	1	2	3	4	5	6	7	8	9	AB	R	H	RBI	BB	SO	LOB	TOP											
18 Jason Kendall, R OBP: 0.397, SLG: 0.371	2-2 G6-4-3 1B		0-1 F9			4-1 BB		0-1 G3-1		3	0	1	0	1	0	1												
2 Jack Wilson, R OBP: 0.359, SLG: 0.516	1-2 G6-4-3 1-2			2-1 F9		0-2 P6		0-0 1B		4	0	1	0	0	0	2												
Rob Mackowiak, L OBP: 0.332, SLG: 0.466	1-0 F9			2-2 G4-3			2-1 L3		4-1 WP BB	3	0	0	0	1	0	0												
Craig Wilson, R OBP: 0.377, SLG: 0.545		4-2 G6-4-3 BB		2-3 K			2-2 1B E 1B		2-3 K	3	1	1	0	1	2	1												
Tony Alvarez, R OBP: 0.263, SLG: 0.444	2-2 F9				0-0 L5		3-2 F8		3-3 K	4	0	0	0	0	1	3												
Tike Redman, L OBP: 0.273, SLG: 0.338	1-2 G6-4-3 1-2				2-2 L3		2-0 E 1B		0-0 G5-3	4	0	1	0	0	0	2												
Randall Simon, L OBP: 0.281, SLG: 0.275			3-2 F8		1-0 P6		2-1 E6 1-3 2-H			3	0	0	0	0	0	1												
Jose Castillo, R OBP: 0.299, SLG: 0.337			2-3 K			1-3 K		0-1 G5-3		3	0	0	0	0	2	2												
Kris Benson, R OBP: 0.250, SLG: 0.226			1-2 1B			0-1 G1-3		3-3 K		2	0	1	0	0	0	0												
Bobby Hill, S OBP: 0.358, SLG: 0.340 (8, PH)										1	0	0	0	0	1	0												
34 John Grabow, L (8, 1)										0	0	0	0	0	0	0												
<b>Inning Stats</b>	R: 0 E: 0 K: 0 S: 8	H: 1 LOB: 0 BB: 0 P: 12	R: 0 E: 0 K: 0 S: 8	H: 0 LOB: 0 BB: 1 P: 15	R: 0 E: 0 K: 1 S: 12	H: 1 LOB: 1 BB: 0 P: 18	R: 0 E: 0 K: 1 S: 8	H: 0 LOB: 0 BB: 0 P: 14	R: 0 E: 0 K: 1 S: 9	H: 0 LOB: 1 BB: 1 P: 14	R: 1 E: 1 K: 0 S: 17	H: 2 LOB: 2 BB: 0 P: 28	R: 0 E: 0 K: 1 S: 6	H: 1 LOB: 1 BB: 0 P: 9	R: 0 E: 0 K: 2 S: 8	H: 0 LOB: 1 BB: 1 P: 17	1B: 5 2B: 0 3B: 0 HR: 0	SF: 0 SAC: 0 DP: 2 HBP: 0	WP: 1 PB: 0 SB: 0 CS: 0	PA: 33								
<b>PITCHER</b>	IP	WLS	BF	H	R	ER	SO	BB	IBB	HBP	BLK	WP	HR	S	P	ERA	WHIP											
Tony Armas, R ERA: 4.46	(1, 1)	7.0	26	4	1	0	3	2	0	0	0	0	0	67	109	0.00	0.857											
Luis Ayala, R ERA: 3.07	(8, 1)	1.0	W	3	1	0	0	1	0	0	0	0	0	6	9	0.00	1.000											
32 Chad Cordero, R ERA: 2.93	(9, 1)	1.0	S	4	0	0	0	2	1	0	0	0	1	0	8	17	0.00	1.000										

Pittsburgh Pirates @ Montreal Expos  
Hiram Bithorn Stadium, San Juan, PR

AB 30  
R 1  
H 5  
RBI 0  
BB 3  
SO 6  
LOB 12



Thu Jul 08 2004, 7:05 PM EDT  
Att. 7,746 - Unknown - 86 F

Batter	1	2	3	4	5	6	7	8	9	AB	R	H	RBI	BB	SO	LOB	BOTTOM										
Brad Wilkerson, L OBP: 0.359, SLG: 0.477	1-2 F8			3-3 K		3-1 P5		2-3 K		4	0	0	0	0	2	1											
Andy Chavez, L OBP: 0.313, SLG: 0.381	3-1 G1-3			1-2 G6-4-3 1B			0-1 1B			3	1	2	0	0	0	0											
Tony Batista, R OBP: 0.256, SLG: 0.375	0-1 F9			1-1 G6-4-3 1-2			3-1 CS 1B			3	0	1	1	0	0	1											
Carl Everett, S OBP: 0.317, SLG: 0.382		2-1 G4-3			1-3 K		0-3 K			3	0	0	0	0	2	1											
32 Chad Cordero, R (9, 1)										0	0	0	0	0	0	0											
Orlando Cabrera, R OBP: 0.295, SLG: 0.322	1-0 G6-3				0-1 G3		0-1 1B			3	0	1	0	0	0	0											
24 Nick Johnson, L OBP: 0.348, SLG: 0.409	2-0 F7				3-2 G3		2-3 K			3	0	0	0	0	1	1											
Jamey Carroll, R OBP: 0.361, SLG: 0.372			4-1 G4-6-3 BB			2-2 G5-3		2-1 G6-3		2	0	0	0	1	0	0											
Brian Schneider, L OBP: 0.301, SLG: 0.436			1-1 G4-6-3 1-2			0-0 SH1-4 1B		3-2 HR		3	1	2	1	0	0	1											
Tony Armas, R			2-2 G4-3			0-0 SH1-4		1-3 K		1	0	0	0	0	0	0											
Luis Ayala, R OBP: 0.500, SLG: 0.750	(8, 1)									0	0	0	0	0	0	0											
Juan Rivera, R OBP: 0.295, SLG: 0.388	(8, PH)									1	0	0	0	0	1	0											
(9, 9)																											
<b>Inning Stats</b>	R: 0 E: 0 K: 0 S: 7	H: 0 LOB: 0 BB: 0 P: 11	R: 0 E: 0 K: 0 S: 4	H: 0 LOB: 0 BB: 0 P: 9	R: 0 E: 0 K: 0 S: 6	H: 0 LOB: 0 BB: 1 P: 13	R: 0 E: 0 K: 1 S: 11	H: 1 LOB: 0 BB: 0 P: 16	R: 0 E: 0 K: 1 S: 8	H: 0 LOB: 0 BB: 0 P: 12	R: 1 E: 0 K: 2 S: 16	H: 3 LOB: 1 BB: 0 P: 21	R: 1 E: 0 K: 2 S: 19	H: 1 LOB: 0 BB: 0 P: 27	1B: 4 2B: 0 3B: 1 HR: 1	SF: 0 SAC: 1 DP: 2 HBP: 0	WP: 0 PB: 0 SB: 0 CS: 1	PA: 28									
<b>PITCHER</b>	IP	WLS	BF	H	R	ER	SO	BB	IBB	HBP	BLK	WP	HR	S	P	ERA	WHIP										
Kris Benson, R ERA: 4.42	(1, 1)	7.0	24	5	1	1	4	1	0	0	0	0	0	59	94	1.29	0.857										
34 John Grabow, L ERA: 4.17	(8, 1)	1.0	L	4	1	1	1	2	0	0	0	0	1	19	27	9.00	1.000										

Pittsburgh Pirates @ Montreal Expos  
Hiram Bithorn Stadium, San Juan, PR

AB 26  
R 2  
H 6  
RBI 2  
BB 1  
SO 6  
LOB 5



Thu Jul 08 2004, 7:05 PM EDT  
Att. 7,746 - Unknown - 86 F





Batter	1	2	3	4	5	6	7	8	9	AB	R	H	RBI	BB	SO	LOB	TOP										
18 Jason Kendall, R OBP: 0.384, SLG: 0.366 J.J. Davis, R OBP: 0.205, SLG: 0.118	F8	FC6 G3 2 BB 1B	HBP		G5-3			F8		4	1	0	1	0	0	1	Pittsburgh Pirates @ Montreal Expos Hiram Bithorn Stadium, San Juan, PR Fri Jul 09 2004, 7:05 PM EDT Att: 7,436 - Cloudy - 83 F										
2 Jack Wilson, R OBP: 0.359, SLG: 0.511 Abraham Nunez, S OBP: 0.287, SLG: 0.373	G4-3	G3 1B BB	G6-4-3		G5-3			FC5-4 BB		3	1	0	0	2	0	2											
Rob Mackowiak, L OBP: 0.328, SLG: 0.459 Chris Stynes, R OBP: 0.263, SLG: 0.295	F7	G3	G4-3		F9			K		4	0	0	0	0	2	2											
Craig Wilson, R OBP: 0.378, SLG: 0.542		1B HBP			K			FC5-4		4	2	1	0	0	2	1											
Jason Bay, R OBP: 0.388, SLG: 0.674		2B 1B			HR			G5-3		5	4	4	4	0	0	0											
Tike Redman, L OBP: 0.275, SLG: 0.339		HBP 1B			P4			G6-3		5	1	2	2	0	0	0											
Randall Simon, L OBP: 0.286, SLG: 0.274		HBP 1B			G4-3			G5-3		4	1	1	1	0	0	0											
Bobby Hill, S OBP: 0.367, SLG: 0.361		3B			G5-3 1B			F9		3	1	2	3	1	0	0											
1B Sean Burnett, L (1, 1)	G6-3				F8			F8		4	0	0	0	0	1	5											
<b>Inning Stats</b>	R: 0 E: 0 K: 0 S: 9	H: 0 LOB: 0 BB: 0 P: 16	R: 9 E: 0 K: 1 S: 25	H: 7 LOB: 3 BB: 2 P: 48	R: 0 E: 0 K: 1 S: 4	H: 0 LOB: 0 BB: 0 P: 9	R: 1 E: 0 K: 1 S: 7	H: 1 LOB: 0 BB: 0 P: 8	R: 0 E: 0 K: 0 S: 7	H: 1 LOB: 1 BB: 0 P: 11	R: 1 E: 0 K: 1 S: 9	H: 1 LOB: 0 BB: 0 P: 16	R: 0 E: 0 K: 0 S: 4	H: 0 LOB: 0 BB: 0 P: 10	R: 0 E: 0 K: 1 S: 11	H: 0 LOB: 1 BB: 0 P: 20	R: 0 E: 0 K: 0 S: 8	H: 0 LOB: 0 BB: 0 P: 9	1B: 6 2B: 1 3B: 1 HR: 2	SF: 0 SAC: 0 DP: 1 HBP: 3	WP: 0 PB: 0 SB: 0 CS: 0	PA: 43					
<b>PITCHER</b>	IP	WLS	BF	H	R	ER	SO	BB	IBB	HBP	BLK	WP	HR	S	P	ERA	WHIP										
Shawn Hill, R ERA: 16.0	1.1	L	11	4	7	7	0	1	0	1	0	0	0	22	42	47.25	3.750										
Sun-Woo Kim, R ERA: 4.52	4.2		22	6	4	4	3	1	0	2	0	0	2	39	66	7.71	1.500										
Chad Bentz, L ERA: 5.32	2.0		7	0	0	0	1	1	0	0	0	0	0	15	30	0.00	0.500										
52 T.J. Tucker, R ERA: 3.99	1.0		3	0	0	0	0	0	0	0	0	0	0	8	9	0.00	0.000										

Batter	1	2	3	4	5	6	7	8	9	AB	R	H	RBI	BB	SO	LOB	BOTTOM										
Brad Wilkerson, L OBP: 0.357, SLG: 0.474 Termel Sledge, L OBP: 0.325, SLG: 0.438	K		F7		G4-6-3			K		2	0	0	0	0	1	0	Pittsburgh Pirates @ Montreal Expos Hiram Bithorn Stadium, San Juan, PR Fri Jul 09 2004, 7:05 PM EDT Att: 7,436 - Cloudy - 83 F										
Orlando Cabrera, R OBP: 0.296, SLG: 0.323 Andy Fox, L OBP: 0.095, SLG: 0.167	G6-3		1B				F7	G5-3		2	0	1	0	0	0	0											
Tony Batista, R OBP: 0.256, SLG: 0.373	G4-3		G5-3				L4	G6-4-3 1B		4	0	1	0	0	0	1											
Carl Everett, S OBP: 0.323, SLG: 0.395		FC5-4 1B			F9			G6-4-3		4	0	2	0	0	0	1											
Juan Rivera, R OBP: 0.294, SLG: 0.385		FC5-4 24 2B			G6-3			G6-3		4	0	1	0	0	0	1											
24 Nick Johnson, L OBP: 0.358, SLG: 0.426					G6-3			G6-3		4	0	3	0	0	0	2											
Jamey Carroll, R OBP: 0.347, SLG: 0.356		L4			P4			G5-3		4	0	0	0	0	0	4											
Einar Diaz, R OBP: 0.260, SLG: 0.258		F9			G4-6-3 1B			G1-3		4	0	1	0	0	0	3											
Shawn Hill, R Sun-Woo Kim, R Chad Bentz, R 52 T.J. Tucker, R					K			L3		0	0	0	0	0	0	0											
<b>Inning Stats</b>	R: 0 E: 0 K: 1 S: 8	H: 0 LOB: 0 BB: 0 P: 14	R: 0 E: 0 K: 0 S: 12	H: 2 LOB: 2 BB: 0 P: 17	R: 0 E: 0 K: 1 S: 11	H: 1 LOB: 1 BB: 0 P: 15	R: 0 E: 0 K: 0 S: 9	H: 1 LOB: 1 BB: 0 P: 16	R: 0 E: 0 K: 0 S: 6	H: 1 LOB: 0 BB: 0 P: 8	R: 0 E: 0 K: 0 S: 9	H: 2 LOB: 2 BB: 0 P: 13	R: 0 E: 0 K: 1 S: 12	H: 1 LOB: 1 BB: 0 P: 18	R: 0 E: 0 K: 0 S: 4	H: 1 LOB: 0 BB: 0 P: 7	R: 0 E: 0 K: 0 S: 8	H: 1 LOB: 1 BB: 0 P: 10	1B: 8 2B: 2 3B: 0 HR: 0	SF: 0 SAC: 0 DP: 2 HBP: 0	WP: 0 PB: 0 SB: 0 CS: 0	PA: 35					
<b>PITCHER</b>	IP	WLS	BF	H	R	ER	SO	BB	IBB	HBP	BLK	WP	HR	S	P	ERA	WHIP										
18 Sean Burnett, L ERA: 2.35	9.0	W	35	10	0	0	3	0	0	0	0	0	0	79	118	0.00	1.111										





Batter	1	2	3	4	5	6	7	8	9	AB	R	H	RBI	BB	SO	LOB	TOP										
18 Jason Kendall, R OBP: 0.382, SLG: 0.365	1-1 L8		2-3 K			0-2 1B			1-2 G4-3	4	0	1	0	0	1	1	Pittsburgh Pirates @ Montreal Expos Hiram Bithorn Stadium, San Juan, PR Sat Jul 10 2004, 7:05 PM EDT Att: 8,780 - Cloudy - 85 F  livebaseballscorecards.com  AB 27 R 0 H 4 RBI 0 BB 2 SO 5 LOB 12  										
2 Jack Wilson, R OBP: 0.356, SLG: 0.507	2-2 G4-6-3 HBP		1-3 K			1-3 K			0-0 G6-3	3	0	0	0	0	2	2											
Rob Mackowiak, L OBP: 0.327, SLG: 0.456	1-1 G4-6-3			0-0 G4-3		1-0 F8			1-2 1B	4	0	1	0	0	0	2											
Craig Wilson, R OBP: 0.379, SLG: 0.540		1-1 HBP		1-2 G6-4-3 1B			2-0 F7		1-1 G5-3	3	0	1	0	0	0	1											
Jason Bay, R OBP: 0.380, SLG: 0.660		1-2 K		1-1 G6-4-3			2-0 F7			3	0	0	0	0	1	2											
Tike Redman, L OBP: 0.276, SLG: 0.339		1-1 F7			0-1 CS 1B		2-2 F8			3	0	1	0	0	0	1											
Randall Simon, L OBP: 0.280, SLG: 0.268		0-0 F7			3-2 F9 1-2			0-3 K		3	0	0	0	0	1	2											
Bobby Hill, S OBP: 0.367, SLG: 0.356			1-1 F8		1-0 F8			4-0 G5-4-3 BB		2	0	0	0	1	0	0											
Kip Wells, R OBP: 0.194, SLG: 0.241						0-2 G5-3			0-0 G5-4-3	1	0	0	0	1	0	0											
Michael Gonzalez, R OBP: 0.284, SLG: 0.369									1-2	0	0	0	0	0	0	0											
Abraham Nunez, S OBP: 0.278, SLG: 0.313										0	0	0	0	0	0	0											
<b>Inning Stats</b>	R: 0 E: 0 K: 0 S: 6	H: 0 LOB: 0 BB: 0 P: 10	R: 0 E: 0 K: 1 S: 7	H: 0 LOB: 1 BB: 0 P: 10	R: 0 E: 0 K: 2 S: 10	H: 0 LOB: 1 BB: 1 P: 18	R: 0 E: 0 K: 0 S: 6	H: 1 LOB: 0 BB: 0 P: 8	R: 0 E: 0 K: 0 S: 6	H: 1 LOB: 0 BB: 0 P: 10	R: 0 E: 0 K: 1 S: 10	H: 1 LOB: 1 BB: 0 P: 12	R: 0 E: 0 K: 0 S: 6	H: 0 LOB: 0 BB: 0 P: 12	R: 0 E: 0 K: 1 S: 4	H: 0 LOB: 0 BB: 1 P: 8	R: 0 E: 0 K: 0 S: 10	H: 1 LOB: 1 BB: 0 P: 13	1B: 4 2B: 0 3B: 0 HR: 0	SF: 0 SAC: 0 DP: 3 HBP: 2	WP: 0 PB: 0 SB: 0 CS: 1	PA: 31					
<b>PITCHER</b>	IP	WLS	BF	H	R	ER	SO	BB	IBB	HBP	BLK	WP	HR	S	P	ERA	WHIP										
Rocky Biddle, R ERA: 7.09	5.0	W	17	2	0	0	3	1	0	2	0	0	0	35	56	0.00	0.600										
Claudio Vargas, R ERA: 5.87	1.2	H	6	1	0	0	1	0	0	0	0	0	0	12	18	0.00	0.600										
Joe Horgan, L ERA: 6.75	0.2	H	3	0	0	0	1	1	0	0	0	0	0	7	13	0.00	1.500										
Luis Ayala, R ERA: 2.96	1.2		5	1	0	0	0	0	0	0	0	0	0	11	14	0.00	0.600										

Batter	1	2	3	4	5	6	7	8	9	AB	R	H	RBI	BB	SO	LOB	BOTTOM										
Brad Wilkerson, L OBP: 0.355, SLG: 0.469	4-2 G1-3 1B BB		1-3 K			2-1 P6	3-3 K			3	1	0	0	1	2	1	Pittsburgh Pirates @ Montreal Expos Hiram Bithorn Stadium, San Juan, PR Sat Jul 10 2004, 7:05 PM EDT Att: 8,780 - Cloudy - 85 F  livebaseballscorecards.com  AB 29 R 4 H 7 RBI 4 BB 3 SO 5 LOB 6  										
Endy Chavez, L OBP: 0.312, SLG: 0.377	0-0 G1-3		4-1 BB			1-1 G6-3		0-1 F7		3	0	0	0	1	0	1											
Tony Batista, R OBP: 0.256, SLG: 0.371	0-1 CS 1B		1-1 F7			1-2 F7		0-2 P4		4	0	1	1	0	0	1											
Carl Everett, S OBP: 0.331, SLG: 0.402	1-2 2H 1B			1-2 G4-3			1-1 24 G4-6-3 1B	0-1 2B		3	0	2	0	0	0	0											
Juan Rivera, R OBP: 0.296, SLG: 0.394	1-2 1B			1-0 F8			3-2 G4-6-3 1-2	1-1 F9		1	0	1	0	0	0	0											
24 Nick Johnson, L OBP: 0.350, SLG: 0.414	0-3 K			2-2 G5-3			1-1 S 2B 1B			4	0	0	0	0	1	3											
Orlando Cabrera, R OBP: 0.297, SLG: 0.323		1-1 F9			2-1 G6-3		4-1 2B BB	1-2 2B BB		2	1	0	0	1	1	0											
Brian Schneider, L OBP: 0.301, SLG: 0.432		2-3 K			0-1 F9		1-2 2B BB			3	1	1	2	0	0	0											
Jamey Carroll, R OBP: 0.346, SLG: 0.366		3-2 G6-3			1-1 G4-3		1-2 1B 2B			1	0	0	0	0	1	0											
Rocky Biddle, R ERA: 4.71			3-3 K			1-1 G4-3		1-2 2H 1B		1	0	0	0	0	1	0											
Andy Fox, L OBP: 0.093, SLG: 0.163										1	0	0	0	0	0	0											
Claudio Vargas, R OBP: 0.048, SLG: 0.048										0	0	0	0	0	0	0											
Joe Horgan, L OBP: 1.000, SLG: 1.000										0	0	1	1	0	0	0											
Luis Ayala, R OBP: 0.500, SLG: 0.750										0	0	0	0	0	0	0											
<b>Inning Stats</b>	R: 1 E: 0 K: 1 S: 12	H: 2 LOB: 1 BB: 1 P: 17	R: 0 E: 0 K: 1 S: 9	H: 0 LOB: 0 BB: 0 P: 15	R: 0 E: 0 K: 2 S: 11	H: 0 LOB: 1 BB: 1 P: 19	R: 0 E: 0 K: 0 S: 7	H: 0 LOB: 0 BB: 0 P: 11	R: 0 E: 0 K: 0 S: 6	H: 0 LOB: 0 BB: 0 P: 9	R: 0 E: 0 K: 0 S: 7	H: 0 LOB: 0 BB: 0 P: 11	R: 3 E: 0 K: 1 S: 18	H: 4 LOB: 1 BB: 1 P: 31	R: 0 E: 0 K: 0 S: 9	H: 1 LOB: 1 BB: 0 P: 10	1B: 5 2B: 2 3B: 0 HR: 0	SF: 0 SAC: 0 DP: 1 HBP: 0	WP: 0 PB: 0 SB: 1 CS: 1	PA: 32							
<b>PITCHER</b>	IP	WLS	BF	H	R	ER	SO	BB	IBB	HBP	BLK	WP	HR	S	P	ERA	WHIP										
Kip Wells, R ERA: 0.66	6.2	L	27	6	4	4	4	3	0	0	0	0	0	67	107	5.40	1.350										
Michael Gonzalez, L ERA: 0.66	0.1		1	0	0	0	1	0	0	0	0	0	0	3	6	0.00	0.000										
Ryan Vogelsong, R ERA: 6.93	1.0		4	1	0	0	0	0	0	0	0	0	0	9	10	0.00	1.000										



Batter	1	2	3	4	5	6	7	8	9	AB	R	H	RBI	BB	SO	LOB	TOP								
18 Jason Kendall, R OBP: 0.384, SLG: 0.364	1-1 HBP 1B	4-1 BB			1-2 F7		0-2 G5-3			3	0	1	0	1	0	0									
2 Jack Wilson, R OBP: 0.354, SLG: 0.501	2-1 F7	1-3 K2-3			0-0 F9			0-1 G6-3		4	0	0	0	0	1	3									
Jason Bay, R OBP: 0.371, SLG: 0.642	1-1 F7					2-3 K		0-3 K		4	0	0	0	0	3	1									
Craig Wilson, R OBP: 0.378, SLG: 0.535	2-2 HBP				0-1 F8		2-2 G5-3	0-0 G6-3		3	0	0	0	0	0	0									
Tony Alvarez, R OBP: 0.273, SLG: 0.476	3-2 G5-3				0-2 G6-3		0-1 2B		2-2 G5-3	3	0	1	0	0	0	2									
Tike Redman, L OBP: 0.275, SLG: 0.338										1	0	0	0	0	0	0									
Chris Stynes, R OBP: 0.270, SLG: 0.297		0-2 G5-3			0-0 G4-6-3 1B		4-0 IBB		3-1 F7	2	0	1	0	1	0	0									
Randall Simon, L OBP: 0.278, SLG: 0.266					3-3 K		2-2 P6		2-2 FC6-4 1B	1	0	1	0	0	0	0									
J.J. Davis, R OBP: 0.327, SLG: 0.455					1-1 G4-6-3				0-2 FC6-4	3	4	0	1	0	0	2									
Rob Mackowiak, L OBP: 0.327, SLG: 0.455					1-2 1B				1-2 1B	2	0	0	0	0	1	2									
Jose Castillo, R OBP: 0.298, SLG: 0.335					0-0 2B					1	0	0	0	0	0	0									
Josh Fogg, R OBP: 0.111, SLG: 0.111					1-3 K		0-0 G1-3		3-2 G6-3	2	0	0	0	0	1	2									
Bobby Hill, S OBP: 0.353, SLG: 0.353										1	0	0	0	0	0	0									
Michael Gonzalez, R OBP: 0.353, SLG: 0.353										0	0	0	0	0	0	0									
<b>Inning Stats</b>	R: 0 E: 0 K: 0 S: 11	H: 1 LOB: 2 BB: 0 P: 20	R: 1 E: 1 K: 2 S: 15	H: 2 LOB: 3 BB: 1 P: 21	R: 0 E: 0 K: 1 S: 8	H: 0 LOB: 0 BB: 0 P: 8	R: 0 E: 0 K: 1 S: 6	H: 1 LOB: 2 BB: 1 P: 10	R: 0 E: 0 K: 0 S: 5	H: 0 LOB: 0 BB: 0 P: 6	R: 0 E: 0 K: 1 S: 11	H: 1 LOB: 2 BB: 1 P: 21	R: 0 E: 0 K: 0 S: 9	H: 0 LOB: 0 BB: 0 P: 14	R: 0 E: 0 K: 1 S: 6	H: 0 LOB: 0 BB: 0 P: 6	R: 0 E: 0 K: 0 S: 12	H: 1 LOB: 1 BB: 0 P: 19	1B: 4 2B: 2 3B: 0 HR: 0	SF: 0 SAC: 0 DP: 1 HBP: 1	WP: 0 PB: 0 SB: 0 CS: 0	PA: 35			
<b>PITCHER</b>	IP	WLS	BF	H	R	ER	SO	BB	IBB	HBP	BLK	WP	HR	S	P	ERA	WHIP								
Scott Downs, L ERA: 4.91	7.0	W	28	5	1	0	5	1	1	1	0	0	0	65	100	0.00	0.857								
Luis Ayala, R ERA: 2.59	1.0	H	3	0	0	0	1	0	0	0	0	0	0	6	6	0.00	0.000								
32 Chad Cordero, R ERA: 2.87	1.0	S	4	1	0	0	0	0	0	0	0	0	0	12	19	0.00	1.000								

Pittsburgh Pirates @ Montreal Expos  
Hiram Bithorn Stadium, San Juan, PR  
Sun Jul 11 2004, 1:35 PM EDT  
Att: 8,101 - Cloudy - 87 F

AB 32  
R 1  
H 6  
RBI 0  
BB 2  
SO 6  
LOB 13



Batter	1	2	3	4	5	6	7	8	9	AB	R	H	RBI	BB	SO	LOB	BOTTOM								
Brad Wilkerson, L OBP: 0.354, SLG: 0.464	2-1 G4-3			2-1 E9 HBP 1B G1-2-3			1-2 K			3	0	0	0	1	1	1									
Andy Chavez, L OBP: 0.311, SLG: 0.375	1-1 G1-3			1-1 G1-2-3 HBP 1B			1-0 G3		0-1 P6	4	0	1	0	0	0	2									
Tony Batista, R OBP: 0.299, SLG: 0.374	1-0 F9			3-2 G1-2-3 HBP			0-0 FC6-4 FC4-6 2B		2-3 K	3	1	1	0	0	1	0									
24 Nick Johnson, L OBP: 0.353, SLG: 0.413		2-0 F7		0-1 G1-2-3			4-1 FC6-4 BB		2-2 1B	3	0	1	0	1	0	3									
Orlando Cabrera, R OBP: 0.293, SLG: 0.319		0-2 G1-3		1-2 2-3 3-H			2-2 FC6-4 FC4-6		3-2 G4-3	4	0	0	0	0	0	5									
Termel Sledge, L OBP: 0.325, SLG: 0.433		0-3 K		1-1 G5-3			1-2 2-3 BB		0-1 FC4-6 CS	2	1	0	1	1	1	1									
Brian Schneider, L OBP: 0.310, SLG: 0.440				0-0 G6-4-3 1B			1 SAFE 0-0 FC6-4 1B		2-1 CS	3	0	3	0	0	0	0									
Jamey Carroll, R OBP: 0.336, SLG: 0.354				0-1 G6-4-3			0-0 FC6-4 SH2-4		0-0 FC1-6 G1-3	3	0	0	1	0	0	3									
Scott Downs, L ERA: 3.39				2-2 G4-1			0-0 SH2-4		0-1 G1-3	1	0	0	0	0	0	0									
Juan Rivera, R OBP: 0.296, SLG: 0.392										1	0	0	0	0	0	1									
Luis Ayala, R OBP: 0.500, SLG: 0.750										0	0	0	0	0	0	0									
32 Chad Cordero, R ERA: 0.57										0	0	0	0	0	0	0									
<b>Inning Stats</b>	R: 0 E: 0 K: 0 S: 5	H: 0 LOB: 0 BB: 0 P: 9	R: 0 E: 0 K: 1 S: 7	H: 0 LOB: 0 BB: 0 P: 9	R: 0 E: 0 K: 0 S: 9	H: 1 LOB: 0 BB: 0 P: 12	R: 0 E: 0 K: 0 S: 11	H: 1 LOB: 2 BB: 0 P: 17	R: 1 E: 0 K: 0 S: 5	H: 1 LOB: 2 BB: 2 P: 14	R: 1 E: 0 K: 0 S: 8	H: 1 LOB: 0 BB: 1 P: 16	R: 0 E: 0 K: 1 S: 8	H: 1 LOB: 1 BB: 0 P: 10	R: 0 E: 0 K: 1 S: 13	H: 1 LOB: 1 BB: 0 P: 20	1B: 5 2B: 1 3B: 0 HR: 0	SF: 0 SAC: 1 DP: 2 HBP: 1	WP: 1 PB: 0 SB: 0 CS: 1	PA: 33					
<b>PITCHER</b>	IP	WLS	BF	H	R	ER	SO	BB	IBB	HBP	BLK	WP	HR	S	P	ERA	WHIP								
Josh Fogg, R ERA: 3.39	6.0	L	24	4	2	2	1	2	1	1	0	0	0	45	77	3.00	1.000								
Michael Gonzalez, L ERA: 0.57	2.0		8	2	0	0	2	0	0	0	0	1	0	21	30	0.00	1.000								

Pittsburgh Pirates @ Montreal Expos  
Hiram Bithorn Stadium, San Juan, PR  
Sun Jul 11 2004, 1:35 PM EDT  
Att: 8,101 - Cloudy - 87 F

AB 27  
R 2  
H 6  
RBI 2  
BB 3  
SO 3  
LOB 16





Batter	1	2	3	4	5	6	7	8	9	AB	R	H	RBI	BB	SO	LOB	TOP							
Juan Pierre, L (1, 8) OBP: 0.361, SLG: 0.387	1-1 F8 BB 1B		2-3 K			2-2 SF8 3B		1-0 F7		4	1	2	0	0	1	0								
Luis Castillo, S (1, 4) OBP: 0.350, SLG: 0.357	4-2 BB 1-2 BB			0-1 P6		0-0 SF8			0-1 1B 1B	2	1	1	1	1	0	0								
Miguel Cabrera, R (1, 9) OBP: 0.367, SLG: 0.536	1-3 K			1-1 1B		3-H 1-0 G6-3			0-1 L5	4	0	1	0	0	1	3								
Mike Lowell, R (1, 5) OBP: 0.382, SLG: 0.567	1-2 F8 2-3			0-0 F9			1-2 F7		0-1 1B 1-3 1B	4	0	1	0	0	0	3								
Jeff Conine, R (1, 7) OBP: 0.324, SLG: 0.389		1-2 G6-4-3 1B		2-2 F7			0-0 P4		0-1 1B 1-2 1B	4	0	2	1	0	0	1								
Hee-Seop Choi, L (1, 3) OBP: 0.391, SLG: 0.508		3-3 K			0-0 F7		1-1 1B		0-1 3-H 0-1 F6	4	0	1	0	0	1	3								
Alex Gonzalez, R (1, 6) OBP: 0.271, SLG: 0.444		1-1 G6-4-3 1-2		1-1 P5			0-1 G4-3		0-0 P5	4	0	0	0	0	0	4								
Mike Redmond, R (1, 2) OBP: 0.325, SLG: 0.339			3-2 F9		3-2 G4-3			0-3 K		3	0	0	0	0	1	0								
Ben Howard, R (8, 1)										0	0	0	0	0	0	0								
A.J. Burnett, R (1, 1) OBP: 0.100, SLG: 0.100			1-2 L8			2-2 P5		1-2 P4		1	0	0	0	0	0	0								
Mike Mordecai, R (8, PH) OBP: 0.259, SLG: 0.255										1	0	0	0	0	0	0								
Josias Manzanillo, R (6, 1)										0	0	0	0	0	0	0								
14 Josh Willingham, R (8, PH) OBP: 0.364, SLG: 0.222										1	0	0	0	0	0	0								
<b>Inning Stats</b>	R: 0 E: 0 K: 1 S: 14	H: 1 LOB: 1 BB: 1 P: 21	R: 0 E: 0 K: 1 S: 8	H: 1 LOB: 0 BB: 0 P: 13	R: 0 E: 0 K: 1 S: 11	H: 0 LOB: 0 BB: 0 P: 17	R: 0 E: 0 K: 0 S: 8	H: 1 LOB: 1 BB: 0 P: 11	R: 0 E: 0 K: 0 S: 6	H: 0 LOB: 0 BB: 0 P: 10	R: 1 E: 0 K: 0 S: 8	H: 1 LOB: 0 BB: 0 P: 13	R: 0 E: 0 K: 0 S: 8	H: 1 LOB: 1 BB: 0 P: 10	R: 0 E: 0 K: 1 S: 9	H: 0 LOB: 0 BB: 0 P: 11	R: 1 E: 0 K: 0 S: 11	H: 3 LOB: 2 BB: 0 P: 11	1B: 7 2B: 0 3B: 1 HR: 0	SF: 1 SAC: 0 DP: 1 HBP: 0	WP: 0 PB: 0 SB: 0 CS: 0	PA: 34		
<b>PITCHER</b>	IP WLS BF H R ER SO BB IBB HBP BLK WP HR S P ERA WHIP	8.1 W 32 8 2 2 4 1 0 0 0 0 0 80 114 2.16 1.080	0.2 S 2 0 0 0 0 0 0 0 0 0 0 3 3 0.00 0.000																					

Florida Marlins @ Pittsburgh Pirates  
PNC Park, Pittsburgh, PA  
Fri Jul 16, 2004, 7:05 PM EDT  
Att: 28,563 - Cloudy - 75 F

AB 32  
R 2  
H 8  
RBI 2  
BB 1  
SO 4  
LOB 14



Batter	1	2	3	4	5	6	7	8	9	AB	R	H	RBI	BB	SO	LOB	BOTTOM							
18 Jason Kendall, R (1, 2) OBP: 0.382, SLG: 0.363	2-1 G6-3		2-2 G1-3	2-2 1B			1-2 G6-3			4	0	1	2	0	0	0								
2 Jack Wilson, R (1, 6) OBP: 0.350, SLG: 0.496	1-0 L8		1-0 P4	2-0 G5-3			1-2 L9			4	0	0	0	0	0	1								
Rob Mackowiak, L (1, 5) OBP: 0.332, SLG: 0.470	2-1 1B		1-3 K		1-2 1B		2-1 HR			4	1	3	1	0	1	0								
Craig Wilson, R (1, 9) OBP: 0.376, SLG: 0.531	3-3 K			2-0 WP G3 1B	0-1 P3		1-3 K			4	1	1	0	0	2	2								
Chris Stynes, R (8, 5) OBP: 0.270, SLG: 0.297	1-2 K			1-2 G3 1B	3-1 F7			1-2 G5-3		4	2	2	1	0	0	1								
Jason Bay, R (1, 7) OBP: 0.374, SLG: 0.658		2-2 HR		1-2 G3 1B	1-2 K			0-0 1B		4	0	1	1	0	1	2								
Tike Redman, L (1, 8) OBP: 0.275, SLG: 0.337		1-0 L1		1-2 G3 1-3 2-H	3-3 K					4	0	1	1	0	1	2								
Randall Simon, L (1, 3) OBP: 0.284, SLG: 0.273		2-2 1B		2-0 2B 18 1B 1B		2-1 G6-3		3-3 K		4	1	2	1	0	1	1								
Jose Castillo, R (1, 4) OBP: 0.297, SLG: 0.339		0-0 G1-3		0-0 18 1B 2B		2-3 K		3-3 K		4	1	1	0	0	2	2								
Kris Benson, R (1, 1) OBP: 0.229, SLG: 0.206		1-2 K		1-3 K		0-0 F9				3	0	0	0	0	2	3								
Jose Mesa, R (9, 1)										0	0	0	0	0	0	0								
<b>Inning Stats</b>	R: 0 E: 0 K: 1 S: 8	H: 1 LOB: 1 BB: 0 P: 16	R: 1 E: 0 K: 1 S: 11	H: 2 LOB: 1 BB: 0 P: 17	R: 0 E: 0 K: 1 S: 8	H: 0 LOB: 0 BB: 0 P: 12	R: 4 E: 0 K: 1 S: 17	H: 5 LOB: 1 BB: 0 P: 26	R: 0 E: 0 K: 1 S: 11	H: 1 LOB: 1 BB: 0 P: 18	R: 0 E: 0 K: 1 S: 6	H: 0 LOB: 0 BB: 0 P: 10	R: 1 E: 0 K: 1 S: 16	H: 1 LOB: 0 BB: 0 P: 21	R: 0 E: 0 K: 2 S: 12	H: 1 LOB: 1 BB: 0 P: 19	R: 1 E: 0 K: 0 S: 11	H: 3 LOB: 2 BB: 0 P: 11	1B: 8 2B: 1 3B: 0 HR: 2	SF: 0 SAC: 0 DP: 0 HBP: 0	WP: 1 PB: 0 SB: 1 CS: 0	PA: 35		
<b>PITCHER</b>	IP WLS BF H R ER SO BB IBB HBP BLK WP HR S P ERA WHIP	5.0 L 24 5 5 5 5 0 0 0 0 0 1 55 89 4.50 1.800	2.0 7 1 1 1 2 0 0 0 0 0 0 1 22 31 4.50 0.500	1.0 4 1 0 0 2 0 0 0 0 0 0 0 12 19 0.00 1.000																				

Florida Marlins @ Pittsburgh Pirates  
PNC Park, Pittsburgh, PA  
Fri Jul 16, 2004, 7:05 PM EDT  
Att: 28,563 - Cloudy - 75 F

AB 35  
R 6  
H 11  
RBI 6  
BB 0  
SO 9  
LOB 12













Batter	1	2	3	4	5	6	7	8	9	AB	R	H	RBI	BB	SO	LOB	TOP										
<b>Endy Chavez, L</b> OBP: 0.316, SLG: 0.370 (1.8)	G6-3		F8		G4-3		G1-2-3 BB 1B	F7		5	1	1	0	0	0	0	<b>Montreal Expos @ Pittsburgh Pirates</b> PNC Park, Pittsburgh, PA Mon Jul 19 2004, 7:05 PM EDT Att: 14,787 - Cloudy - 73 F										
<b>Brad Wilkerson, L</b> OBP: 0.352, SLG: 0.455 (7.3)	G3-1 2B		E		G4-3 BB		G1-2-3 BB 1B	K		3	2	2	0	2	1	0											
<b>Jose Vidro, S</b> OBP: 0.364, SLG: 0.459 (1.4)	G3-1		E1 G5-4-3 1B		G4-3		G1-2-3		L7	5	0	1	0	0	0	5											
<b>Tony Batista, R</b> OBP: 0.257, SLG: 0.376 (1.5)	P5		G5-4-3 1-2		G4-3		1B 1B 1B IBB		K	4	1	0	0	1	1	3											
<b>Terrel Sledge, L</b> OBP: 0.333, SLG: 0.436 (6.3) (7.7)		G5-3 1B BB		G4-3		E3 1B 24 FC1-2-5	1B 1B		K	4	2	1	2	1	1	0											
<b>Orlando Cabrera, R</b> OBP: 0.288, SLG: 0.312 (1.6)	G5-3		K		K		24 FC1-2-5 1B	WP 1B		4	0	2	0	0	1	1											
<b>24 Nick Johnson, L</b> OBP: 0.348, SLG: 0.504 <b>Joe Horgan, L</b> OBP: 0.265, SLG: 0.500 <b>Jamey Carroll, R</b> OBP: 0.235, SLG: 0.366 <b>Ronell Williams, R</b> OBP: 0.197, SLG: 0.520 <b>Luis Ayala, R</b> OBP: 0.260, SLG: 0.750 <b>32 Chad Cordero, R</b> OBP: 0.257, SLG: 0.376 (8.1)	F8		2B		FC1-2-5 G6-4-3 1-2 3-H		WP 1B			3	0	1	0	0	0	3											
<b>Brian Schneider, L</b> OBP: 0.303, SLG: 0.420 (1.2)	2H 1B		IBB		G6-4-3 1-2		G3			3	0	1	1	1	0	4											
<b>Rocky Biddle, R</b> (1.1)	K		G1-3					G6-3		2	0	0	0	0	1	3											
<b>52 T.J. Tucker, R</b> OBP: 0.167, SLG: 0.167 <b>Juan Rivera, R</b> OBP: 0.303, SLG: 0.401 (6.9)	K						G1-2-3 2B			0	0	0	0	0	0	0											
<b>Inning Stats</b>	R: 0 E: 0 K: 0 S: 11	H: 1 LOB: 1 BB: 0 P: 16	R: 1 E: 0 K: 1 S: 9	H: 1 LOB: 1 BB: 1 P: 19	R: 1 E: 1 K: 0 S: 8	H: 2 LOB: 0 BB: 0 P: 14	R: 0 E: 0 K: 1 S: 12	H: 1 LOB: 2 BB: 1 P: 24	R: 0 E: 0 K: 0 S: 12	H: 0 LOB: 1 BB: 0 P: 20	R: 0 E: 1 K: 0 S: 9	H: 1 LOB: 1 BB: 0 P: 16	R: 4 E: 0 K: 0 S: 18	H: 5 LOB: 2 BB: 2 P: 36	R: 0 E: 0 K: 2 S: 8	H: 0 LOB: 0 BB: 0 P: 10	R: 0 E: 0 K: 2 S: 13	H: 0 LOB: 0 BB: 0 P: 21	1B: 7 2B: 4 3B: 0 HR: 0	SF: 0 SAC: 0 DP: 3 HBP: 0	WP: 1 PB: 0 SB: 0 CS: 0	PA: 41					
<b>PITCHER</b>	IP	WLS	BF	H	R	ER	SO	BB	IBB	HBP	BLK	WP	HR	S	P	ERA	WHIP										
<b>Josh Fogg, R</b> ERA: 5.74 <b>34 John Grabow, L</b> ERA: 4.93 <b>Willis Roberts, R</b> ERA: 0.54 <b>Michael Gonzalez, L</b> ERA: 0.54 <b>Ryan Vogelsong, R</b> ERA: 6.84 (1.1) (6.1) (7.1) (8.1) (9.1)	5.0		24	6	2	1	2	2	1	0	0	0	0	56	100	1.80	1.600										

AB	36
R	6
H	11
RBI	5
BB	5
SO	5
LOB	19



Batter	1	2	3	4	5	6	7	8	9	AB	R	H	RBI	BB	SO	LOB	BOTTOM										
<b>18 Jason Kendall, R</b> OBP: 0.390, SLG: 0.375 (1.2)	F8		FC4-6 2 BB 1B		G5-3			1B 1B		4	0	2	0	0	0	0	<b>Montreal Expos @ Pittsburgh Pirates</b> PNC Park, Pittsburgh, PA Mon Jul 19 2004, 7:05 PM EDT Att: 14,787 - Cloudy - 73 F										
<b>2 Jack Wilson, R</b> OBP: 0.355, SLG: 0.495 (1.6)	G4-3 HR 1B		FC4-6 BB		K			F8		3	1	1	0	1	1	1											
<b>Rob Mackowiak, L</b> OBP: 0.328, SLG: 0.461 (1.5)	G4-3		FC4-6 BB		G4-3			G6-4-3 1B		4	0	1	0	0	0	3											
<b>Craig Wilson, R</b> OBP: 0.383, SLG: 0.550 (1.9)	2H HR		BB				1B	G6-4-3		3	1	2	2	1	0	2											
<b>Jason Bay, R</b> OBP: 0.361, SLG: 0.628 (1.7)	K		K				F9		F8	4	0	0	0	0	2	4											
<b>Tike Redman, L</b> OBP: 0.278, SLG: 0.333 (1.8)		G4-3 CS HBP		G6-3		L6		FC6 BB		2	0	0	0	1	0	1											
<b>Randall Simon, L</b> OBP: 0.276, SLG: 0.259 (1.3)	G4-3		G6-3		G6-3		G1-3		FC6	4	0	0	0	0	0	2											
<b>Jose Castillo, R</b> OBP: 0.293, SLG: 0.333 <b>Bobby Hill, S</b> OBP: 0.375, SLG: 0.377 (9, PH) (1.4)	K		F9		F9		K		K	3	0	0	0	0	2	1											
<b>11 Josh Fogg, R</b> ERA: 5.74 <b>34 John Grabow, L</b> ERA: 4.93 <b>Willis Roberts, R</b> ERA: 0.54 <b>J.R. House, R</b> <b>Michael Gonzalez, R</b> ERA: 0.54 <b>Ryan Vogelsong, R</b> ERA: 6.84 (6.1) (7.1) (8.1) (9.1)	G6-3		G6-3		K		K			2	0	0	0	0	1	0											
<b>Inning Stats</b>	R: 2 E: 0 K: 1 S: 14	H: 2 LOB: 0 BB: 0 P: 22	R: 0 E: 0 K: 1 S: 10	H: 0 LOB: 0 BB: 0 P: 16	R: 0 E: 0 K: 1 S: 14	H: 1 LOB: 2 BB: 2 P: 26	R: 0 E: 0 K: 0 S: 7	H: 0 LOB: 0 BB: 0 P: 9	R: 0 E: 0 K: 2 S: 8	H: 1 LOB: 1 BB: 0 P: 6	R: 0 E: 0 K: 2 S: 8	H: 0 LOB: 0 BB: 0 P: 11	R: 0 E: 0 K: 0 S: 9	H: 2 LOB: 1 BB: 0 P: 15	R: 0 E: 0 K: 1 S: 10	H: 0 LOB: 1 BB: 1 P: 19		1B: 5 2B: 0 3B: 0 HR: 1	SF: 0 SAC: 0 DP: 1 HBP: 1	WP: 0 PB: 0 SB: 0 CS: 1	PA: 35						
<b>PITCHER</b>	IP	WLS	BF	H	R	ER	SO	BB	IBB	HBP	BLK	WP	HR	S	P	ERA	WHIP										
<b>Rocky Biddle, R</b> ERA: 6.7 <b>52 T.J. Tucker, R</b> ERA: 3.58 <b>Joe Horgan, L</b> ERA: 5.27 <b>Luis Ayala, R</b> ERA: 2.72 <b>32 Chad Cordero, R</b> ERA: 2.94 (1.1) (6.1) (7.1) (8.1) (9.1)	5.0		20	3	2	2	5	2	0	1	0	0	0	53	84	3.60	1.000										

AB	31
R	2
H	6
RBI	2
BB	3
SO	8
LOB	15





Batter	1	2	3	4	5	6	7	8	9	AB	R	H	RBI	BB	SO	LOB	TOP				
Orlando Cabrera, R (1, 6) OBP: 0.284, SLG: 0.308	G1-3		G2-3		G6-3		F8		G6-3	5	0	0	0	0	0	3	<b>Montreal Expos @ Pittsburgh Pirates</b> PNC Park, Pittsburgh, PA Tue Jul 20 2004, 7:05 PM EDT Att: 18,075 - Cloudy - 79 F				
Endy Chavez, L (1, 8) OBP: 0.322, SLG: 0.376	BB 1B		CS 1B		CS 1B			G1-3		4	0	3	0	0	0	0					
Tony Batista, R (1, 5) OBP: 0.280, SLG: 0.375	G6-4-3 BB		CS	G5-4-3 1B	G4-3			G5-3		3	0	1	0	1	0	1					
Juan Rivera, R (1, 9) OBP: 0.302, SLG: 0.403	G6-4-3			G5-4-3		G1-3		G1-3		4	0	1	0	0	0	3					
Brad Wilkerson, L (1, 7) OBP: 0.351, SLG: 0.450		F7		24 1B BB		F8		K		3	1	0	0	1	1	1					
24 Nick Johnson, L (1, 3) OBP: 0.351, SLG: 0.402	L5-4 BB 1B			1B 1B		K			F7	3	0	1	0	1	1	0					
Brian Schneider, L (1, 2) Henny Mateo, S (9, PR) OBP: 0.400, SLG: 0.400	1B			1B			G3		BB 1B	4	0	3	1	0	0	0					
Jamey Carroll, R (1, 4) Terrel Sledge, L (9, PH) OBP: 0.345, SLG: 0.356 OBP: 0.332, SLG: 0.434	L5-4			FC6-4 1B		G1-3		F8		3	0	0	0	0	0	4					
Livan Hernandez, R (1, 1) Ronald Calloway, L (9, PH) OBP: 0.190, SLG: 0.262 OBP: 0.128, SLG: 0.091			G1-3		G1-3				BB	0	0	0	0	0	1	0					
<b>Inning Stats</b>	R: 0 E: 0 K: 0 S: 8	H: 1 LOB: 1 BB: 1 P: 17	R: 0 E: 0 K: 0 S: 12	H: 1 LOB: 1 BB: 1 P: 18	R: 0 E: 0 K: 0 S: 8	H: 1 LOB: 0 BB: 0 P: 12	R: 1 E: 0 K: 0 S: 8	H: 3 LOB: 2 BB: 1 P: 15	R: 0 E: 0 K: 1 S: 7	H: 0 LOB: 0 BB: 0 P: 11	R: 0 E: 0 K: 0 S: 9	H: 1 LOB: 1 BB: 0 P: 10	R: 0 E: 0 K: 1 S: 12	H: 1 LOB: 1 BB: 1 P: 17	R: 0 E: 0 K: 0 S: 10	H: 1 LOB: 2 BB: 1 P: 20		1B: 9 2B: 2 3B: 0 HR: 0	SF: 0 SAC: 0 DP: 3 HBP: 0	WP: 0 PB: 0 CS: 1	PA: 38
<b>PITCHER</b>	IP	WLS	BF	H	R	ER	SO	BB	IBB	HBP	BLK	WP	HR	S	P	ERA	WHIP				
18 Sean Burnett, L (1, 1) ERA: 2.18	7.0	W	28	8	1	1	1	3	0	0	0	0	0	61	100	1.29	1.571				
Brian Meadows, R (8, 1) ERA: 3.02	0.2	H	3	1	0	0	0	0	0	0	0	0	0	8	11	0.00	1.500				
Michael Gonzalez, L (8, 1) ERA: 0.53	0.1	H	1	0	0	0	1	0	0	0	0	0	0	4	6	0.00	0.000				
Jose Mesa, R (9, 1) ERA: 2.23	1.0	S	5	1	0	0	0	1	0	0	0	0	0	10	20	0.00	2.000				

AB	33
R	1
H	10
RBI	1
BB	4
SO	2
LOB	13



Batter	1	2	3	4	5	6	7	8	9	AB	R	H	RBI	BB	SO	LOB	BOTTOM				
18 Jason Kendall, R (1, 2) OBP: 0.390, SLG: 0.375	G6-3 HR 1B		G1-3			G5-3				3	1	1	0	0	0	0	<b>Montreal Expos @ Pittsburgh Pirates</b> PNC Park, Pittsburgh, PA Tue Jul 20 2004, 7:05 PM EDT Att: 18,075 - Cloudy - 79 F				
2 Jack Wilson, R (1, 6) OBP: 0.352, SLG: 0.491	G6-3		G5-3			G5-3				3	0	0	0	0	0	1					
Rob Mackowiak, L (1, 5) OBP: 0.328, SLG: 0.470	2H HR			K			L6			3	1	1	2	0	1	0					
Craig Wilson, R (1, 3) OBP: 0.380, SLG: 0.545	F9			K		G1-3				3	0	0	0	0	1	0					
Jason Bay, R (1, 7) OBP: 0.355, SLG: 0.617	K			K		K				3	0	0	0	0	3	0					
Tike Redman, L (1, 8) OBP: 0.281, SLG: 0.337		G6-4-3 1B			G1-6-3 1B			F8		3	0	2	0	0	0	0					
Bobby Hill, S (1, 4) OBP: 0.371, SLG: 0.372										2	0	0	0	0	0	2					
Jose Castillo, R (8, 4) OBP: 0.291, SLG: 0.332		F7			G1-6-3			K		1	0	0	0	0	1	0					
Tony Alvarez, R (1, 9) OBP: 0.231, SLG: 0.417		G6-4-3				K2-3			G1-3	3	0	0	0	0	1	1					
Jose Mesa, R (9, 1) ERA: 2.23										0	0	0	0	0	0	0					
18 Sean Burnett, L (1, 1) Brian Meadows, R (8, 1) Michael Gonzalez, R (8, 1) Chris Stynes, R (9, 5) OBP: 0.272, SLG: 0.298				K		G4-3				2	0	0	0	0	0	1					
<b>Inning Stats</b>	R: 2 E: 0 K: 1 S: 13	H: 2 LOB: 0 BB: 0 P: 17	R: 0 E: 0 K: 0 S: 3	H: 1 LOB: 0 BB: 0 P: 6	R: 0 E: 0 K: 1 S: 6	H: 0 LOB: 0 BB: 0 P: 10	R: 0 E: 0 K: 3 S: 11	H: 0 LOB: 0 BB: 0 P: 16	R: 0 E: 0 K: 1 S: 5	H: 1 LOB: 0 BB: 0 P: 7	R: 0 E: 0 K: 0 S: 7	H: 0 LOB: 0 BB: 0 P: 10	R: 0 E: 0 K: 1 S: 10	H: 0 LOB: 0 BB: 0 P: 15	R: 0 E: 0 K: 1 S: 6	H: 0 LOB: 0 BB: 0 P: 9	1B: 3 2B: 0 3B: 0 HR: 1	SF: 0 SAC: 0 DP: 2 HBP: 0	WP: 0 PB: 0 CS: 0	PA: 26	
<b>PITCHER</b>	IP	WLS	BF	H	R	ER	SO	BB	IBB	HBP	BLK	WP	HR	S	P	ERA	WHIP				
Livan Hernandez, R (1, 1) ERA: 3.83	8.0	L	26	4	2	2	8	0	0	0	0	0	1	61	90	2.25	0.500				





Batter	1	2	3	4	5	6	7	8	9	AB	R	H	RBI	BB	SO	LOB	TOP		
<b>18 Jason Kendall, R</b> OBP: 0.390, SLG: 0.376	1-1 2B	4-1 2B			1-2 F9		0-1 G4-3		2-3 K	4	1	1	0	1	1	0			
<b>2 Jack Wilson, R</b> OBP: 0.349, SLG: 0.485	1-1 G1-3	1-2 G4-6-3			1-2 F8		1-0 G6-3			4	0	0	0	0	0	3			
<b>Rob Mackowiak, L</b> OBP: 0.330, SLG: 0.473	0-1 E 2H 1B		2-0 G4-3		1-2 F9		0-1 1B			4	1	2	1	0	0	0			
<b>Craig Wilson, R</b> OBP: 0.376, SLG: 0.538	0-2 E1 FC5 1B		0-2 F9		0-0 L7		3-2 G5-3			4	0	0	0	0	0	2			
<b>Jason Bay, R</b> OBP: 0.363, SLG: 0.618	1-3 K		2-0 1B		4-2 HR BB		1-1 CS 1B			3	1	2	0	1	1	2			
<b>Tike Redman, L</b> OBP: 0.284, SLG: 0.349	0-0 1-2 1B		0-3 K		1-0 P3		3-1 G6-3		1-2 1B	4	1	2	3	0	1	2			
<b>Randall Simon, L</b> OBP: 0.269, SLG: 0.252	1-2 FC5		2-2 F7		1-0 K		1-1 F9			4	0	0	0	0	0	2			
<b>Chris Stynes, R</b> OBP: 0.272, SLG: 0.298	2-3 1B									0	0	0	0	0	0	0			
<b>Jose Castillo, R</b> OBP: 0.290, SLG: 0.330		0-0 F8		2-2 G4-3		1-2 1B			0-0 F8	4	0	1	0	0	0	0			
<b>Kris Benson, R</b> OBP: 0.211, SLG: 0.189		0-0 E6		1-0 G5-3		0-3 K			0-3 K	3	0	0	0	0	1	1			
<b>Bobby Hill, S</b> OBP: 0.369, SLG: 0.369		18 BB								1	0	0	0	0	1	0			
<b>Jose Mesa, R</b> OBP: 0.272, SLG: 0.298										0	0	0	0	0	0	0			
<b>Inning Stats</b>	R: 2 H: 3 E: 1 K: 1 S: 17	H: 3 LOB: 2 BB: 0 P: 21	R: 0 H: 0 E: 1 K: 0 S: 7	H: 0 LOB: 1 BB: 1 P: 12	R: 0 H: 1 E: 0 K: 1 S: 8	H: 0 LOB: 0 BB: 0 P: 12	R: 0 H: 0 E: 0 K: 0 S: 12	H: 2 LOB: 1 BB: 1 P: 20	R: 0 H: 1 E: 0 K: 0 S: 8	H: 1 LOB: 0 BB: 0 P: 12	R: 0 H: 1 E: 0 K: 2 S: 7	H: 0 LOB: 0 BB: 0 P: 9	R: 0 H: 0 E: 0 K: 2 S: 7	H: 0 LOB: 0 BB: 0 P: 9	1B: 5 2B: 2 3B: 0 HR: 1	SF: 0 SAC: 0 DP: 1 HBP: 0	WP: 0 PB: 0 SB: 0 CS: 1	PA: 37	
<b>PITCHER</b>	IP WLS BF H R ER SO BB IBB HBP BLK WP HR S P ERA WHIP	IP WLS BF H R ER SO BB IBB HBP BLK WP HR S P ERA WHIP	IP WLS BF H R ER SO BB IBB HBP BLK WP HR S P ERA WHIP	IP WLS BF H R ER SO BB IBB HBP BLK WP HR S P ERA WHIP	IP WLS BF H R ER SO BB IBB HBP BLK WP HR S P ERA WHIP	IP WLS BF H R ER SO BB IBB HBP BLK WP HR S P ERA WHIP	IP WLS BF H R ER SO BB IBB HBP BLK WP HR S P ERA WHIP	IP WLS BF H R ER SO BB IBB HBP BLK WP HR S P ERA WHIP	IP WLS BF H R ER SO BB IBB HBP BLK WP HR S P ERA WHIP	IP WLS BF H R ER SO BB IBB HBP BLK WP HR S P ERA WHIP	IP WLS BF H R ER SO BB IBB HBP BLK WP HR S P ERA WHIP	IP WLS BF H R ER SO BB IBB HBP BLK WP HR S P ERA WHIP	IP WLS BF H R ER SO BB IBB HBP BLK WP HR S P ERA WHIP	IP WLS BF H R ER SO BB IBB HBP BLK WP HR S P ERA WHIP	IP WLS BF H R ER SO BB IBB HBP BLK WP HR S P ERA WHIP	IP WLS BF H R ER SO BB IBB HBP BLK WP HR S P ERA WHIP	IP WLS BF H R ER SO BB IBB HBP BLK WP HR S P ERA WHIP	IP WLS BF H R ER SO BB IBB HBP BLK WP HR S P ERA WHIP	
<b>Paul Byrd, R</b> ERA: 3.41	6.0 L 27 6 4 3 3 2 0 0 0 0 1 65 92 4.50 1.333																		
<b>Juan Cruz, R</b> ERA: 3.07	2.0 7 2 0 0 0 0 0 0 0 0 0 0 14 23 0.00 1.000																		
<b>Antonio Alfonseca, R</b> ERA: 0.38	1.0 3 0 0 0 0 0 0 0 0 0 0 0 7 9 0.00 0.000																		

Pittsburgh Pirates @ Atlanta Braves  
Turner Field, Atlanta, GA  
Wed Jul 21 2004, 7:05 PM EDT  
Att: 30,131 - Cloudy - 86 F

AB 35  
R 4  
H 8  
RBI 4  
BB 2  
SO 5  
LOB 12



Batter	1	2	3	4	5	6	7	8	9	AB	R	H	RBI	BB	SO	LOB	BOTTOM		
<b>Rafael Furcal, S</b> OBP: 0.354, SLG: 0.443	0-1 1B FC3-6 1B		0-0 F8			1-2 P6		0-1 1-2 2H 1B		4	1	2	1	0	0	1			
<b>Marcus Giles, R</b> OBP: 0.377, SLG: 0.490	2-2 FC3-6 1B		2-2 G5-3			1-0 F9		3-1 G4-3		4	0	1	0	0	0	3			
<b>J.D. Drew, L</b> OBP: 0.429, SLG: 0.623	0-2 FC3-6 10 G1-6-3		0-0 G4-3			1-2 F9			2-0 HR	4	1	1	2	0	0	1			
<b>10 Chipper Jones, S</b> OBP: 0.331, SLG: 0.431	3-2 G1-6-3		3-3 K			1-3 K			3-1 G4-3	4	0	0	0	0	2	1			
<b>Johnny Estrada, S</b> OBP: 0.372, SLG: 0.463		1-1 F7		1-1 P5		3-2 F9			0-0 G4-1	4	0	0	0	0	0	0			
<b>Adam LaRoche, L</b> OBP: 0.308, SLG: 0.399		1-3 K		2-1 P5				1-1 P3	2-1 G4-3	4	0	0	0	0	1	0			
<b>Andruw Jones, R</b> OBP: 0.350, SLG: 0.494		1-3 K		1-1 G5-3				0-1 FC6-4 1B		3	0	1	0	0	1	0			
<b>Charles Thomas, L</b> OBP: 0.420, SLG: 0.651			1-1 HBP		1-1 G1-3			1-2 FC6-4 1B	1-2 1B	2	1	0	0	0	0	1			
<b>Paul Byrd, R</b> ERA: 3.41	8.0 W 29 5 2 2 4 5 2 2 4 0 0 71 104 2.25 0.625																		
<b>Mark Loretta, R</b> ERA: 2.29	1.0 S 4 1 1 1 0 0 0 0 0 0 0 6 13 9.00 1.000																		
<b>Julio Franco, R</b> ERA: 4.13																			
<b>Nick Green, R</b> ERA: 2.4																			
<b>Antonio Alfonseca, R</b> ERA: 0.38																			
<b>Inning Stats</b>	R: 1 H: 2 E: 0 K: 0 S: 11	H: 2 LOB: 0 BB: 0 P: 16	R: 0 H: 0 E: 0 K: 2 S: 8	H: 0 LOB: 0 BB: 0 P: 11	R: 0 H: 0 E: 0 K: 1 S: 10	H: 0 LOB: 0 BB: 0 P: 14	R: 0 H: 0 E: 0 K: 0 S: 6	H: 0 LOB: 0 BB: 0 P: 7	R: 0 H: 0 E: 0 K: 1 S: 10	H: 0 LOB: 0 BB: 0 P: 15	R: 1 H: 3 E: 0 K: 0 S: 15	H: 3 LOB: 2 BB: 0 P: 22	R: 1 H: 1 E: 0 K: 0 S: 6	H: 1 LOB: 0 BB: 0 P: 13	1B: 5 2B: 0 3B: 0 HR: 1	SF: 0 SAC: 0 DP: 1 HBP: 1	WP: 0 PB: 0 SB: 1 CS: 0	PA: 33	
<b>PITCHER</b>	IP WLS BF H R ER SO BB IBB HBP BLK WP HR S P ERA WHIP	IP WLS BF H R ER SO BB IBB HBP BLK WP HR S P ERA WHIP	IP WLS BF H R ER SO BB IBB HBP BLK WP HR S P ERA WHIP	IP WLS BF H R ER SO BB IBB HBP BLK WP HR S P ERA WHIP	IP WLS BF H R ER SO BB IBB HBP BLK WP HR S P ERA WHIP	IP WLS BF H R ER SO BB IBB HBP BLK WP HR S P ERA WHIP	IP WLS BF H R ER SO BB IBB HBP BLK WP HR S P ERA WHIP	IP WLS BF H R ER SO BB IBB HBP BLK WP HR S P ERA WHIP	IP WLS BF H R ER SO BB IBB HBP BLK WP HR S P ERA WHIP	IP WLS BF H R ER SO BB IBB HBP BLK WP HR S P ERA WHIP	IP WLS BF H R ER SO BB IBB HBP BLK WP HR S P ERA WHIP	IP WLS BF H R ER SO BB IBB HBP BLK WP HR S P ERA WHIP	IP WLS BF H R ER SO BB IBB HBP BLK WP HR S P ERA WHIP	IP WLS BF H R ER SO BB IBB HBP BLK WP HR S P ERA WHIP	IP WLS BF H R ER SO BB IBB HBP BLK WP HR S P ERA WHIP	IP WLS BF H R ER SO BB IBB HBP BLK WP HR S P ERA WHIP	IP WLS BF H R ER SO BB IBB HBP BLK WP HR S P ERA WHIP	IP WLS BF H R ER SO BB IBB HBP BLK WP HR S P ERA WHIP	

Pittsburgh Pirates @ Atlanta Braves  
Turner Field, Atlanta, GA  
Wed Jul 21 2004, 7:05 PM EDT  
Att: 30,131 - Cloudy - 86 F

AB 32  
R 3  
H 6  
RBI 3  
BB 0  
SO 4  
LOB 8





Batter	1	2	3	4	5	6	7	8	9	10	AB	R	H	RBI	BB	SO	LOB	TOP			
<b>Tike Redman, L</b> OBP: 0.289, SLG: 0.356 (1, 8)	G4-3		1B 2B		G1-6-3 1B			FC2-6 1B		G6-3	5	1	3	0	0	0	0	<b>Pittsburgh Pirates @ Atlanta Braves</b> Turner Field, Atlanta, GA Thu Jul 22 2004, 1:05 PM EDT Att: 32,963 - Cloudy - 87 F			
<b>Abraham Nunez, S</b> OBP: 0.272, SLG: 0.390 (1, 6) (9, 4)	F7		2H 1B		G1-6-3 1-2f			FC2-6 CS 1-2f		K	5	0	1	1	0	1	3				
<b>Rob Mackowiak, L</b> OBP: 0.337, SLG: 0.475 (1, 9)	G4-3		BB					FC6-4 BB 1-2		1B	3	0	2	0	2	0	0				
<b>Craig Wilson, R</b> OBP: 0.371, SLG: 0.531 (1, 3)		F9	P3					FC6-4 BB 1-2f		K	5	0	0	0	0	2	5				
<b>Jason Bay, R</b> OBP: 0.371, SLG: 0.622 (1, 7)		F8			F8			G4-6-3 BB 1-2		SH1-4 BB 2B	2	0	1	0	2	0	0				
<b>Bobby Hill, S</b> OBP: 0.363, SLG: 0.363 (1, 5)		F8			K			G4-6-3 1-2f		SH1-4	3	0	0	0	0	1	3				
<b>J.R. House, R</b> 18 Jason Kendall, R OBP: 0.392, SLG: 0.376 (1, 2) (9, PH) (9, 2)		G1-3			F9			K		IBB 2B	3	0	0	0	0	1	1				
<b>Jose Castillo, R</b> OBP: 0.286, SLG: 0.325 2 Jack Wilson, R OBP: 0.350, SLG: 0.487 (1, 4) (9, PH) (9, 6)					K			G6-3		G4-6-3 1B 1-2 2-3	3	0	0	0	0	2	0				
<b>Kip Wells, R</b> OBP: 0.222, SLG: 0.242 Randall Simon, L ERA: 2.14 34 John Grabow, L 16 Salomon Torres, R (1, 1) (9, PH) (9, 1) (9, 1)					F9			G6-3		G4-6-3 1B 1-2f	2	0	0	0	1	0	0				
<b>Inning Stats</b>	R: 0 E: 0 K: 0 S: 5	H: 0 LOB: 0 BB: 0 P: 7	R: 0 E: 0 K: 0 S: 9	H: 1 LOB: 1 BB: 0 P: 13	R: 1 E: 0 K: 1 S: 10	H: 2 LOB: 2 BB: 1 P: 19	R: 0 E: 0 K: 1 S: 6	H: 0 LOB: 0 BB: 0 P: 6	R: 0 E: 0 K: 1 S: 8	H: 1 LOB: 1 BB: 1 P: 13	R: 0 E: 0 K: 1 S: 7	H: 0 LOB: 0 BB: 0 P: 15	R: 0 E: 0 K: 1 S: 10	H: 1 LOB: 1 BB: 1 P: 17	R: 0 E: 0 K: 0 S: 10	H: 1 LOB: 2 BB: 2 P: 19	R: 0 E: 0 K: 2 S: 11		H: 1 LOB: 1 BB: 0 P: 16	1B: 6 2B: 2 3B: 0 HR: 0	SF: 0 SAC: 1 DP: 3 HBP: 0
<b>PITCHER</b>	IP	WLS	BF	H	R	ER	SO	BB	IBB	HBP	BLK	WP	HR	S	P	ERA	WHIP				
<b>Russ Ortiz, R</b> ERA: 3.38 29 John Smoltz, R ERA: 2.14 Chris Reitsma, R ERA: 3.91 (1, 1) (9, 1) (10, 1)	8.0		31	6	1	1	5	4	0	0	0	0	0	65	104	1.12	1.250				

Batter	1	2	3	4	5	6	7	8	9	10	AB	R	H	RBI	BB	SO	LOB	BOTTOM			
<b>Rafael Furcal, S</b> OBP: 0.351, SLG: 0.441 (1, 6)	G1		SF9			F8		G4-3			4	0	1	1	0	0	2	<b>Pittsburgh Pirates @ Atlanta Braves</b> Turner Field, Atlanta, GA Thu Jul 22 2004, 1:05 PM EDT Att: 32,963 - Cloudy - 87 F			
<b>Nick Green, R</b> OBP: 0.329, SLG: 0.394 Johnny Estrada, S OBP: 0.370, SLG: 0.461 (1, 4) (8, PH) (9, 2)	G4-3		F7			P4		G6-3		SF7	3	0	0	0	0	0	0				
<b>J.D. Drew, L</b> OBP: 0.427, SLG: 0.616 (1, 9)	1B					F9					4	0	1	0	0	1	0				
<b>10 Chipper Jones, S</b> OBP: 0.330, SLG: 0.426 (1, 5)	G4-3					G1-3					3	0	0	0	1	0	1				
<b>Adam LaRoche, L</b> OBP: 0.312, SLG: 0.401 (1, 3)		F8				FC6-4 1B		K			4	0	2	0	0	1	0				
<b>Andruw Jones, R</b> OBP: 0.349, SLG: 0.491 (1, 8)		K				FC6-4 1-2f		1B			4	0	1	0	0	2	3				
<b>Charles Thomas, L</b> OBP: 0.397, SLG: 0.612 (1, 7)		P2				F9		K			4	0	0	0	0	2	3				
<b>Eddie Pérez, R</b> OBP: 0.260, SLG: 0.253 Mark DeRosa, R OBP: 0.291, SLG: 0.321 29 John Smoltz, R Chris Reitsma, R Eli Marrero, R OBP: 0.391, SLG: 0.576 (1, 2) (8, PR) (9, 1) (10, 1) (10, PH)			G4-3 SF9 2B			G6-3		G4-3 SH1-4 HBP		E6 1B BB SF7	2	1	1	0	0	0	0				
<b>Russ Ortiz, R</b> OBP: 0.135, SLG: 0.111 Marcus Giles, R OBP: 0.361, SLG: 0.490 (1, 1) (8, PH) (9, 4)		G4-3				F8		SH1-4		1B BB	2	0	0	0	0	1	0				
<b>Inning Stats</b>	R: 0 E: 0 K: 0 S: 9	H: 1 LOB: 1 BB: 0 P: 14	R: 0 E: 0 K: 1 S: 10	H: 0 LOB: 0 BB: 0 P: 17	R: 1 E: 0 K: 0 S: 13	H: 1 LOB: 0 BB: 0 P: 20	R: 0 E: 0 K: 1 S: 9	H: 1 LOB: 1 BB: 0 P: 14	R: 0 E: 0 K: 0 S: 6	H: 0 LOB: 0 BB: 0 P: 8	R: 0 E: 0 K: 2 S: 4	H: 1 LOB: 1 BB: 0 P: 11	R: 0 E: 0 K: 0 S: 10	H: 0 LOB: 2 BB: 0 P: 15	R: 0 E: 0 K: 2 S: 14	H: 1 LOB: 2 BB: 1 P: 22	R: 1 E: 1 K: 0 S: 8		H: 1 LOB: 2 BB: 1 P: 13	1B: 5 2B: 1 3B: 0 HR: 0	SF: 2 SAC: 1 DP: 0 HBP: 1
<b>PITCHER</b>	IP	WLS	BF	H	R	ER	SO	BB	IBB	HBP	BLK	WP	HR	S	P	ERA	WHIP				
<b>Kip Wells, R</b> ERA: 4.37 34 John Grabow, L ERA: 4.89 16 Salomon Torres, R ERA: 2.94 (1, 1) (9, 1) (9, 1)	8.0		29	4	1	1	4	0	0	0	0	0	0	69	105	1.12	0.500				













Batter	1	2	3	4	5	6	7	8	9	AB	R	H	RBI	BB	SO	LOB	TOP				
6 Ryan Freel, R OBP: 0.368, SLG: 0.349	0-0 1B		4-2 HR BB	1-0 F9			1-0 CS 1B	1-3 K		4	2	2	0	1	1	3					
Juan Castro, R OBP: 0.294, SLG: 0.381	1-1 F8		0-0 FC2-5 HR		0-0 F8		2-0 G6-3 1B	1-0 G3-6-3 1B		5	1	1	0	0	0	4					
Sean Casey, L OBP: 0.397, SLG: 0.585	1-2 1H 1B		1-0 1H 2H HR		1-2 P5		4-1 1B BB	1-2 G3-6-3 1B		4	1	2	4	1	0	1					
Adam Dunn, L OBP: 0.402, SLG: 0.554	1-1 F9		3-2 G4-3		3-3 K		0-2 1B	2-3 K		5	0	1	0	0	2	1					
D'Angelo Jimenez, S OBP: 0.366, SLG: 0.375	0-0 G5-3		2-0 G4-3			3-1 G4-3	0-1 G6-3			4	0	0	0	0	0	3					
Wily Mo Peña, R OBP: 0.343, SLG: 0.551		2-3 K		1-0 HR		4-1 F9 HBP BB	1-0 G1-3			3	1	1	1	1	1	0					
Jason LaRue, R OBP: 0.340, SLG: 0.462		3-2 K		1-2 G1-6-4 1B		1-1 FC5-4 HBP	3-2 1B			3	0	2	0	0	1	0					
Jason Romano, R OBP: 0.194, SLG: 0.235		1-2 G4-3		1-0 G1-6-4 1B		2-0 F9	2-2 1B			0	0	0	0	0	0	0					
Tim Hummel, R OBP: 0.263, SLG: 0.313				1-2 G1-6-4 1B		2-3 FC5-4	1-2 1B			4	0	2	0	0	0	2					
Brandon Clausen, R ERA: 3.82, SLG: 0.330				1-0 FC2-5 BB 1B		0-0 G1-6-4	2-0 F8			2	0	1	0	0	0	2					
Todd Van Poppel, R ERA: 5.23				1-2 2-3F		1-2 2-3F				0	0	0	0	0	0	0					
Javier Valentin, S OBP: 0.176, SLG: 0.126										1	0	0	0	0	0	2					
Gabe White, L ERA: 4.45										0	0	0	0	0	0	2					
John Vander Wal, L ERA: 3.96, SLG: 0.330										1	0	0	0	0	0	2					
Todd Jones, L ERA: 3.88										0	0	0	0	0	0	2					
<b>Inning Stats</b>	R: 1 E: 0 K: 0 S: 9	H: 2 LOB: 1 BB: 0 P: 12	R: 0 E: 0 K: 2 S: 11	H: 0 LOB: 0 BB: 0 P: 17	R: 3 E: 0 K: 0 S: 11	H: 2 LOB: 0 BB: 1 P: 22	R: 1 E: 0 K: 0 S: 7	H: 3 LOB: 1 BB: 0 P: 11	R: 0 E: 0 K: 1 S: 6	H: 0 LOB: 0 BB: 0 P: 16	R: 0 E: 0 K: 0 S: 8	H: 2 LOB: 2 BB: 1 P: 15	R: 0 E: 0 K: 1 S: 13	H: 2 LOB: 2 BB: 0 P: 22	R: 0 E: 0 K: 1 S: 10	H: 1 LOB: 0 BB: 0 P: 14	1B: 10 2B: 0 3B: 0 HR: 2	SF: 0 SAC: 0 DP: 2 HBP: 1	WP: 0 PB: 0 SB: 1 CS: 1	PA: 40	
<b>PITCHER</b>	IP WLS BF H R ER SO BB IBB HBP BLK WP HR S P ERA WHIP	IP WLS BF H R ER SO BB IBB HBP BLK WP HR S P ERA WHIP	IP WLS BF H R ER SO BB IBB HBP BLK WP HR S P ERA WHIP	IP WLS BF H R ER SO BB IBB HBP BLK WP HR S P ERA WHIP	IP WLS BF H R ER SO BB IBB HBP BLK WP HR S P ERA WHIP	IP WLS BF H R ER SO BB IBB HBP BLK WP HR S P ERA WHIP	IP WLS BF H R ER SO BB IBB HBP BLK WP HR S P ERA WHIP	IP WLS BF H R ER SO BB IBB HBP BLK WP HR S P ERA WHIP	IP WLS BF H R ER SO BB IBB HBP BLK WP HR S P ERA WHIP	IP WLS BF H R ER SO BB IBB HBP BLK WP HR S P ERA WHIP	IP WLS BF H R ER SO BB IBB HBP BLK WP HR S P ERA WHIP	IP WLS BF H R ER SO BB IBB HBP BLK WP HR S P ERA WHIP	IP WLS BF H R ER SO BB IBB HBP BLK WP HR S P ERA WHIP	IP WLS BF H R ER SO BB IBB HBP BLK WP HR S P ERA WHIP	IP WLS BF H R ER SO BB IBB HBP BLK WP HR S P ERA WHIP	IP WLS BF H R ER SO BB IBB HBP BLK WP HR S P ERA WHIP	IP WLS BF H R ER SO BB IBB HBP BLK WP HR S P ERA WHIP	IP WLS BF H R ER SO BB IBB HBP BLK WP HR S P ERA WHIP	IP WLS BF H R ER SO BB IBB HBP BLK WP HR S P ERA WHIP	IP WLS BF H R ER SO BB IBB HBP BLK WP HR S P ERA WHIP	IP WLS BF H R ER SO BB IBB HBP BLK WP HR S P ERA WHIP

Cincinnati Reds @ Pittsburgh Pirates  
PNC Park, Pittsburgh, PA  
Sun Jul 25 2004, 1:35 PM EDT  
Att: 24,962 - Sunny - 78 F

AB	36
R	5
H	12
RBI	5
BB	3
SO	5
LOB	20



Batter	1	2	3	4	5	6	7	8	9	AB	R	H	RBI	BB	SO	LOB	BOTTOM				
18 Jason Kendall, R OBP: 0.394, SLG: 0.380	1-1 G4-3		2-2 F8	3-2 FC6-2		4-1 BB		2-2 F9		4	0	0	0	1	0	3					
2 Jack Wilson, R OBP: 0.343, SLG: 0.477	1-1 G5-3		0-1 F9	0-0 B2		0-1 P4				4	0	0	0	0	0	2					
Jason Bay, R OBP: 0.382, SLG: 0.630	1-2 E 1B 2B		2-1 G5-3		3-2 2B 2B		0-2 L7			4	2	2	0	0	0	0					
Craig Wilson, R OBP: 0.377, SLG: 0.534	0-2 E6 1B			1-1 1B HR 2B		0-2 G6-3		2-3 K		4	1	1	0	0	1	2					
Tony Alvarez, R OBP: 0.310, SLG: 0.462	1-0 1B			0-2 HR 1B		0-1 P1-3 2B		1-3 K		2	1	2	1	0	0	0					
Rob Mackowiak, L OBP: 0.334, SLG: 0.470	1-2 3H 1B			2-3 HR 1B		2H P1-3 2B				2	0	1	1	0	1	0					
Tike Redman, L OBP: 0.289, SLG: 0.367	0-0 P5			1-0 1H 3H HR		2-2 P1-3		0-1 F7		4	1	1	3	0	0	3					
Chris Stynes, R OBP: 0.271, SLG: 0.297		1-3 K		1-0 18 SH5-4 1B 1B		1-3 K		1-2 1B		3	1	1	0	0	2	1					
34 John Grabow, L ERA: 4.61										0	0	0	0	0	0	0					
16 Salomon Torres, R ERA: 2.83										0	0	0	0	0	0	0					
Bobby Hill, S OBP: 0.367, SLG: 0.367										1	0	1	0	0	0	0					
Jose Mesa, R ERA: 2.29										0	0	0	0	0	0	0					
Jose Castillo, R OBP: 0.293, SLG: 0.327		0-0 F9		2-2 18 WP 18 SH5-4 FC6-2 1B		1-1 F8		2-2 CS 1B		4	0	2	0	0	0	0					
18 Sean Burnett, L ERA: 2.84		2-1 G3		1-1 SH5-4		3-2 F8		4-2 BB		1	0	0	0	0	0	0					
Willis Roberts, R ERA: 2.84										0	0	0	0	0	0	0					
Abraham Nunez, S OBP: 0.273, SLG: 0.344										1	0	0	0	1	0	0					
<b>Inning Stats</b>	R: 1 E: 1 K: 0 S: 12	H: 2 LOB: 2 BB: 0 P: 16	R: 0 E: 0 K: 1 S: 7	H: 0 LOB: 0 BB: 0 P: 10	R: 0 E: 0 K: 0 S: 8	H: 0 LOB: 0 BB: 0 P: 12	R: 4 E: 0 K: 0 S: 19	H: 5 LOB: 1 BB: 0 P: 28	R: 1 E: 0 K: 1 S: 16	H: 2 LOB: 1 BB: 0 P: 22	R: 0 E: 0 K: 0 S: 13	H: 0 LOB: 1 BB: 1 P: 21	R: 0 E: 0 K: 2 S: 12	H: 0 LOB: 0 BB: 0 P: 15	R: 0 E: 0 K: 0 S: 20	H: 2 LOB: 2 BB: 1 P: 28	1B: 6 2B: 4 3B: 0 HR: 1	SF: 0 SAC: 1 DP: 0 HBP: 0	WP: 1 PB: 0 SB: 0 CS: 1	PA: 37	
<b>PITCHER</b>	IP WLS BF H R ER SO BB IBB HBP BLK WP HR S P ERA WHIP	IP WLS BF H R ER SO BB IBB HBP BLK WP HR S P ERA WHIP	IP WLS BF H R ER SO BB IBB HBP BLK WP HR S P ERA WHIP	IP WLS BF H R ER SO BB IBB HBP BLK WP HR S P ERA WHIP	IP WLS BF H R ER SO BB IBB HBP BLK WP HR S P ERA WHIP	IP WLS BF H R ER SO BB IBB HBP BLK WP HR S P ERA WHIP	IP WLS BF H R ER SO BB IBB HBP BLK WP HR S P ERA WHIP	IP WLS BF H R ER SO BB IBB HBP BLK WP HR S P ERA WHIP	IP WLS BF H R ER SO BB IBB HBP BLK WP HR S P ERA WHIP	IP WLS BF H R ER SO BB IBB HBP BLK WP HR S P ERA WHIP	IP WLS BF H R ER SO BB IBB HBP BLK WP HR S P ERA WHIP	IP WLS BF H R ER SO BB IBB HBP BLK WP HR S P ERA WHIP	IP WLS BF H R ER SO BB IBB HBP BLK WP HR S P ERA WHIP	IP WLS BF H R ER SO BB IBB HBP BLK WP HR S P ERA WHIP	IP WLS BF H R ER SO BB IBB HBP BLK WP HR S P ERA WHIP	IP WLS BF H R ER SO BB IBB HBP BLK WP HR S P ERA WHIP	IP WLS BF H R ER SO BB IBB HBP BLK WP HR S P ERA WHIP	IP WLS BF H R ER SO BB IBB HBP BLK WP HR S P ERA WHIP	IP WLS BF H R ER SO BB IBB HBP BLK WP HR S P ERA WHIP	IP WLS BF H R ER SO BB IBB HBP BLK WP HR S P ERA WHIP	IP WLS BF H R ER SO BB IBB HBP BLK WP HR S P ERA WHIP

Cincinnati Reds @ Pittsburgh Pirates  
PNC Park, Pittsburgh, PA  
Sun Jul 25 2004, 1:35 PM EDT  
Att: 24,962 - Sunny - 78 F

AB	34
R	6
H	11
RBI	5
BB	2
SO	4
LOB	11





Batter	1	2	3	4	5	6	7	8	9	AB	R	H	RBI	BB	SO	LOB	TOP				
Rafael Furcal, S (1, 6) OBP: 0.346, SLG: 0.434			P5			B6-3	G1-3		K	5	0	0	0	0	2	0	<b>Atlanta Braves @ Pittsburgh Pirates</b> PNC Park, Pittsburgh, PA Mon Jul 26 2004, 7:05 PM EDT Att: 19,164 - Unknown - 68 F				
Marcus Giles, R (1, 4) OBP: 0.377, SLG: 0.462	P4		G6-3			1B 10 SF8 BB	G4-3		K	4	1	0	0	1	1	0					
J.D. Drew, L (1, 9) OBP: 0.425, SLG: 0.615	G3-1		G4-3			1-3 2B 1B	K		K	4	1	1	0	0	1	0					
10 Chipper Jones, S (1, 5) OBP: 0.332, SLG: 0.423		G3-1				SF8	F9			3	1	1	1	0	0	0					
Johnny Estrada, S (1, 2) OBP: 0.372, SLG: 0.462		2B 1B			L9	3-H 0-0 SAFE SAFE	2B		G1-3	4	1	2	1	0	0	1					
Adam LaRoche, L (1, 3) OBP: 0.313, SLG: 0.402		K			1-H 2B	2B	BB		K	3	0	1	1	1	2	1					
Andruw Jones, R (1, 8) OBP: 0.355, SLG: 0.494		1B 1-H 2B			F9	G1-3			K	4	0	2	1	0	0	3					
Charles Thomas, L (1, 7) OBP: 0.407, SLG: 0.595		2-3 1B			4-0 IBB	K			G1-3	3	0	1	0	1	1	1					
Jaret Wright, R (1, 1) Nick Green, K (6, PH) Antonio Alfonseca, R (6, 1) Kevin Gryboski, R (7, 1) Chris Reitsma, R (8, 1) Mark DeRosa, R (9, PH) 29 John Smoltz, R (9, 1)		0-0 F9			2-2 K	G6-3			F9	2	0	0	0	0	1	4					
<b>Inning Stats</b>	R: 0 E: 0 K: 1 S: 9	H: 0 LOB: 0 BB: 0 P: 13	R: 1 E: 0 K: 1 S: 11	H: 3 LOB: 2 BB: 0 P: 21	R: 0 E: 0 K: 0 S: 6	H: 0 LOB: 0 BB: 0 P: 8	R: 1 E: 0 K: 1 S: 8	H: 2 LOB: 2 BB: 1 P: 18	R: 2 E: 0 K: 0 S: 15	H: 2 LOB: 2 BB: 2 P: 27	R: 0 E: 0 K: 1 S: 7	H: 0 LOB: 0 BB: 0 P: 11	R: 0 E: 0 K: 1 S: 10	H: 0 LOB: 0 BB: 0 P: 15	R: 0 E: 0 K: 1 S: 9	H: 1 LOB: 1 BB: 0 P: 10		R: 0 E: 0 K: 2 S: 10	H: 0 LOB: 0 BB: 0 P: 15	1B: 5 2B: 3 3B: 0 HR: 0	SF: 1 SAC: 0 DP: 0 HBP: 0
<b>PITCHER</b>	IP	WLS	BF	H	R	ER	SO	BB	IBB	HBP	BLK	WP	HR	S	P	ERA	WHIP				
Kris Benson, R (1, 1) ERA: 4.22	6.0	L	28	7	4	4	4	2	1	0	0	0	0	56	98	6.00	1.500				
34 John Grabow, L (7, 1) ERA: 4.5	1.0		3	0	0	0	1	0	0	0	0	0	0	10	15	0.00	0.000				
Brian Meadows, R (8, 1) ERA: 2.83	2.0		7	1	0	0	3	0	0	0	0	0	0	19	25	0.00	0.500				

AB	34
R	4
H	8
RBI	4
BB	3
SO	8
LOB	10



Batter	1	2	3	4	5	6	7	8	9	AB	R	H	RBI	BB	SO	LOB	BOTTOM				
18 Jason Kendall, R (1, 2) OBP: 0.393, SLG: 0.382	1-1 F9 1B 2B		K			G6-3	F8			4	1	1	0	0	1	2	<b>Atlanta Braves @ Pittsburgh Pirates</b> PNC Park, Pittsburgh, PA Mon Jul 26 2004, 7:05 PM EDT Att: 19,164 - Unknown - 68 F				
2 Jack Wilson, R (1, 6) OBP: 0.345, SLG: 0.484	2-1 F9		2-0 HR			2-3 BB			K	3	1	1	1	1	1	1					
Rob Mackowiak, L (1, 5) OBP: 0.330, SLG: 0.464	2-3 K		1-1 E3 F7-4-3			1-3 K			P5	4	0	0	0	0	2	3					
Craig Wilson, R (1, 9) OBP: 0.378, SLG: 0.534	3-1 F9 1B		2-2 F7-4-3 1-1			G3			K	4	0	2	1	0	0	1					
Jason Bay, R (1, 7) OBP: 0.374, SLG: 0.617	0-0 G5-3		1-1 F8			3-3 K			K	4	0	0	0	0	2	2					
Tike Redman, L (1, 8) OBP: 0.286, SLG: 0.363		2-3 K			1-0 G6-3				G3	4	0	0	0	0	1	0					
Randall Simon, L (1, 3) OBP: 0.265, SLG: 0.248		2-3 K			1-0 G4-3				L8	4	0	0	0	0	2	0					
Jose Castillo, R (1, 4) OBP: 0.297, SLG: 0.335		3-2 K			3-1 18 G6-3 2B				K	4	0	2	0	0	2	0					
Kris Benson, R (1, 1) 34 John Grabow, L (7, 1) Abraham Nunez, S (7, PH) Brian Meadows, R (8, 1)		1-3 K			0-0 B1				K	2	0	0	0	0	0	0					
<b>Inning Stats</b>	R: 1 E: 0 K: 1 S: 10	H: 2 LOB: 1 BB: 0 P: 19	R: 0 E: 0 K: 3 S: 14	H: 1 LOB: 1 BB: 0 P: 22	R: 1 E: 1 K: 1 S: 9	H: 1 LOB: 0 BB: 0 P: 17	R: 0 E: 0 K: 0 S: 4	H: 0 LOB: 0 BB: 0 P: 7	R: 0 E: 0 K: 1 S: 14	H: 1 LOB: 2 BB: 1 P: 25	R: 0 E: 0 K: 1 S: 8	H: 0 LOB: 0 BB: 0 P: 12	R: 0 E: 0 K: 1 S: 7	H: 0 LOB: 1 BB: 1 P: 14	R: 0 E: 0 K: 2 S: 11	H: 1 LOB: 1 BB: 0 P: 12		R: 0 E: 0 K: 2 S: 8	H: 0 LOB: 0 BB: 0 P: 9	1B: 3 2B: 3 3B: 0 HR: 1	SF: 0 SAC: 0 DP: 1 HBP: 0
<b>PITCHER</b>	IP	WLS	BF	H	R	ER	SO	BB	IBB	HBP	BLK	WP	HR	S	P	ERA	WHIP				
Jaret Wright, R (1, 1) ERA: 3.23	5.0	W	21	5	2	2	6	1	0	0	0	0	0	51	90	3.60	1.200				
Antonio Alfonseca, R (6, 1) ERA: 3.3	1.0	H	3	0	0	0	1	0	0	0	0	0	0	8	12	0.00	0.000				
Kevin Gryboski, R (7, 1) ERA: 2.93	1.0	H	4	0	0	0	1	1	0	0	0	0	0	7	14	0.00	1.000				
Chris Reitsma, R (8, 1) ERA: 3.71	1.0	H	4	1	0	0	2	0	0	0	0	0	0	11	12	0.00	1.000				
29 John Smoltz, R (9, 1) ERA: 1.99	1.0	S	3	0	0	0	2	0	0	0	0	0	0	8	9	0.00	0.000				

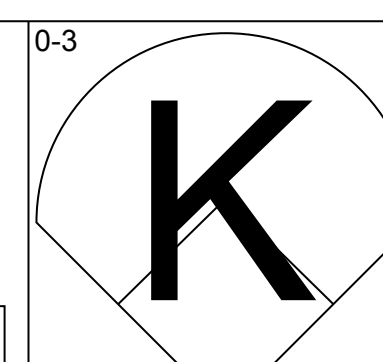
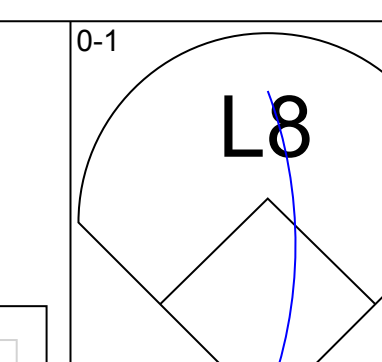
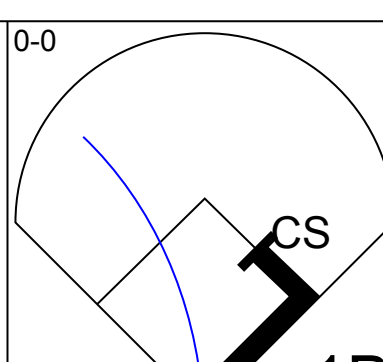
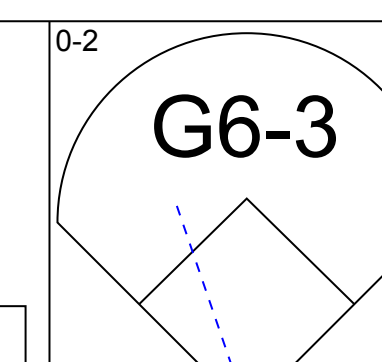
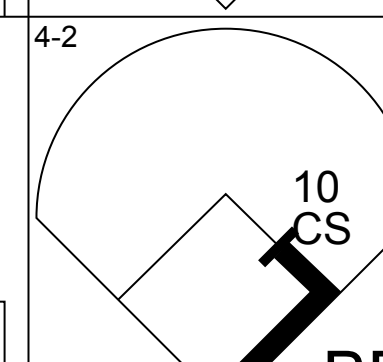
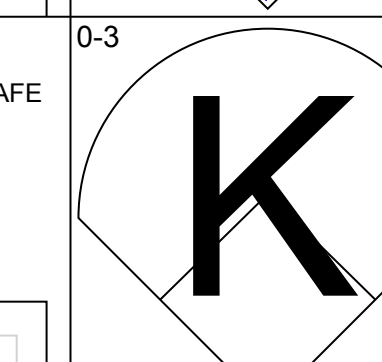
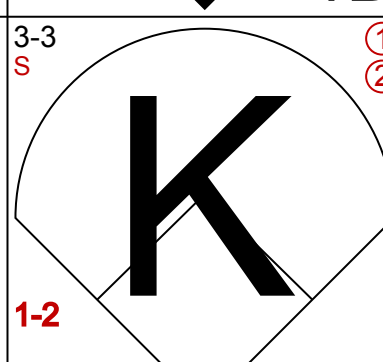

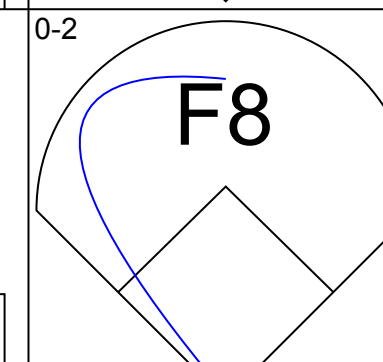
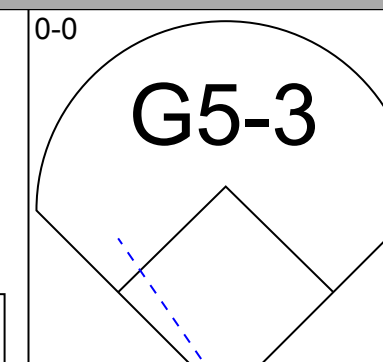
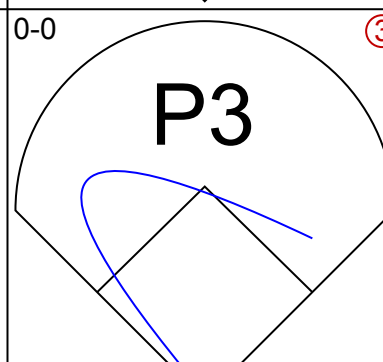

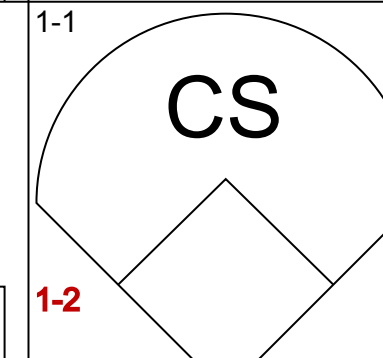
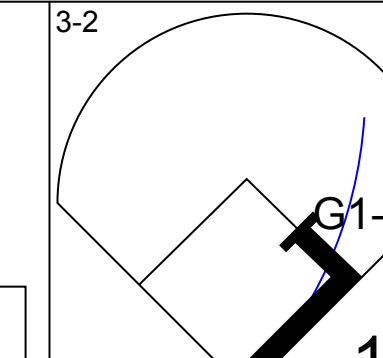
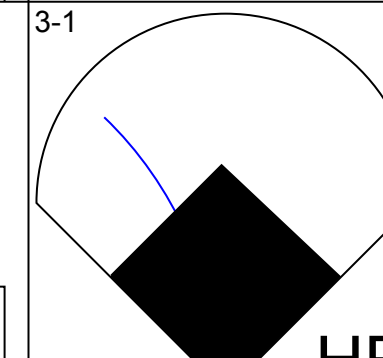


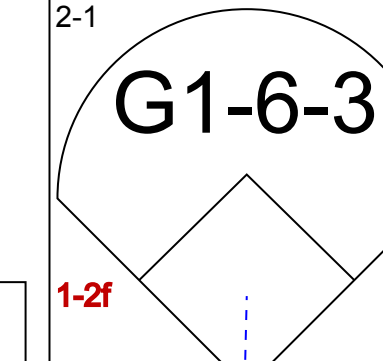
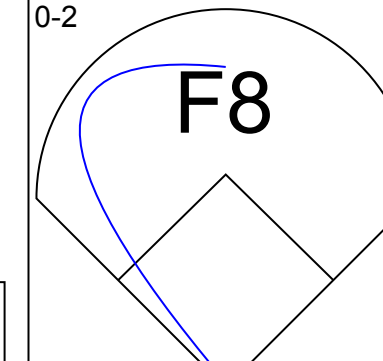


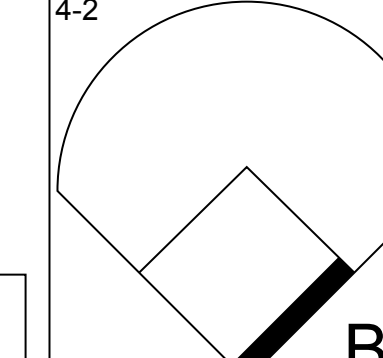
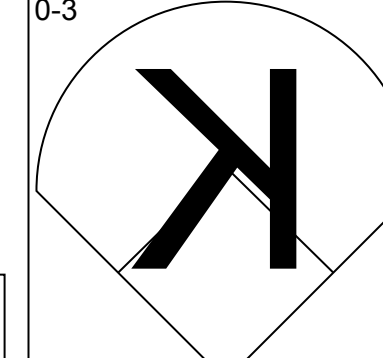


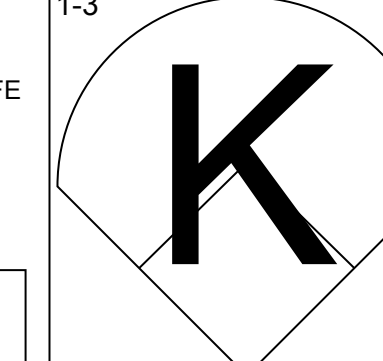
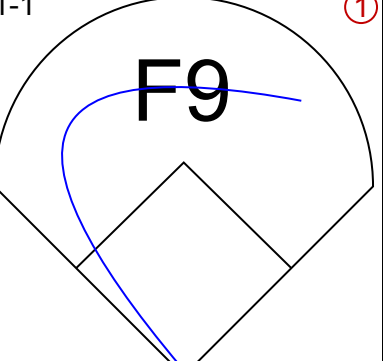


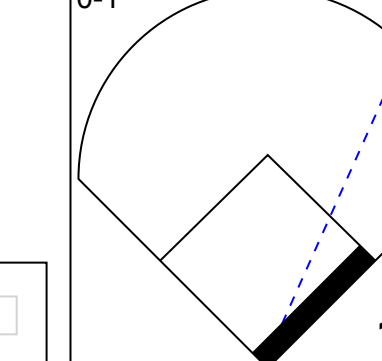
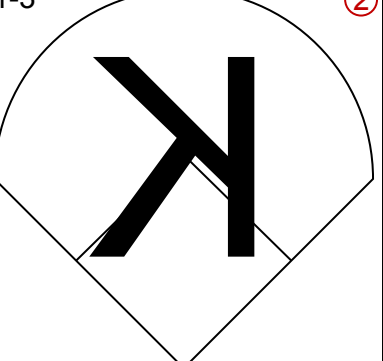
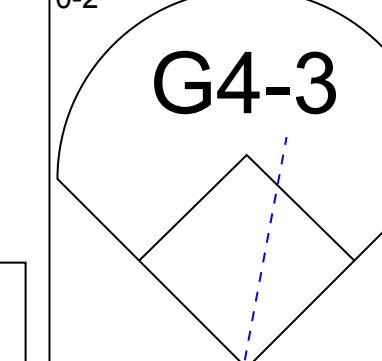
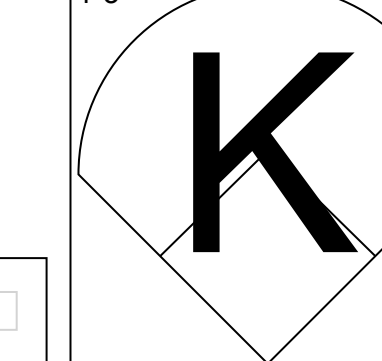
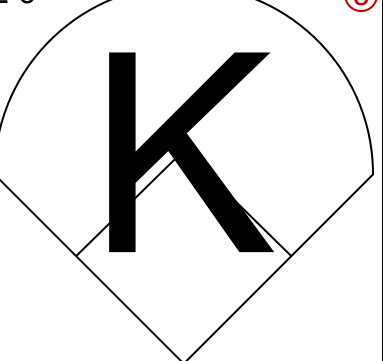
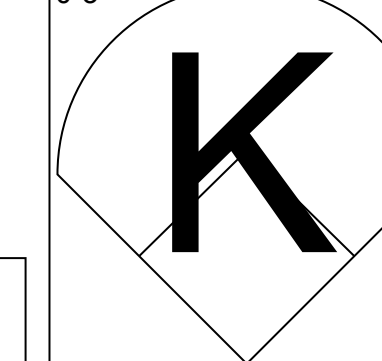
AB	33
R	2
H	6
RBI	2
BB	2
SO	12
LOB	11





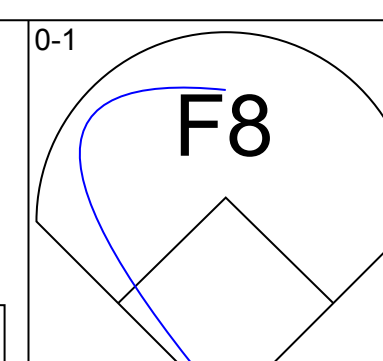
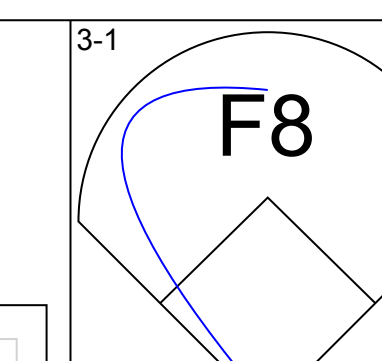
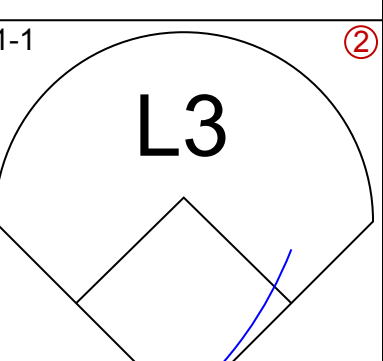


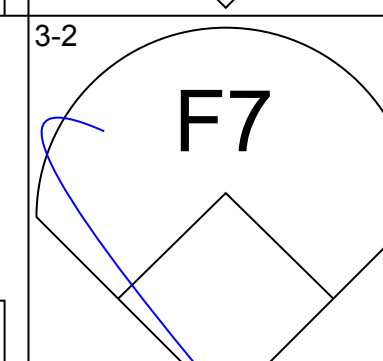
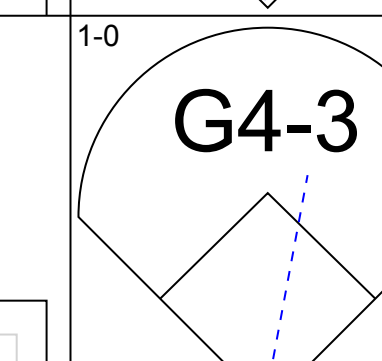
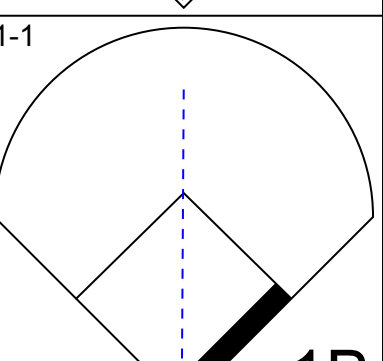


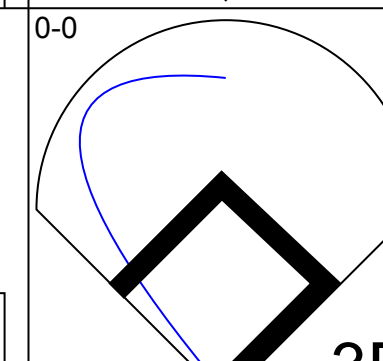
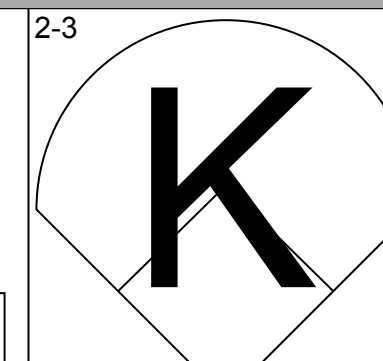
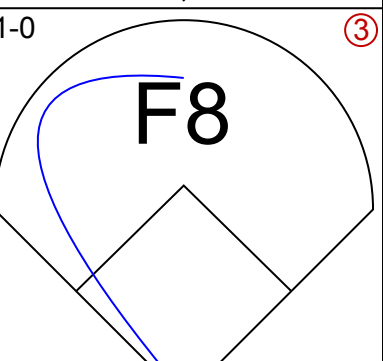

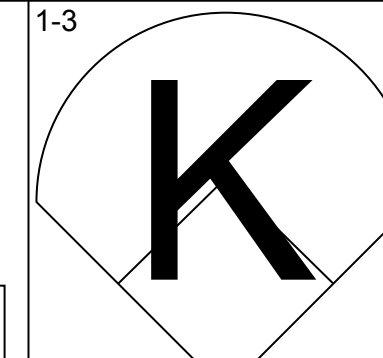
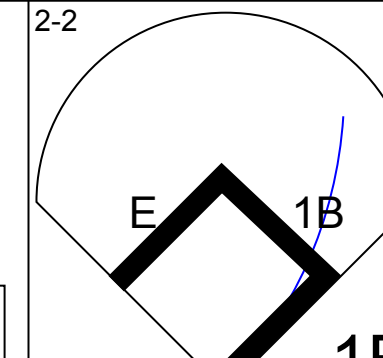

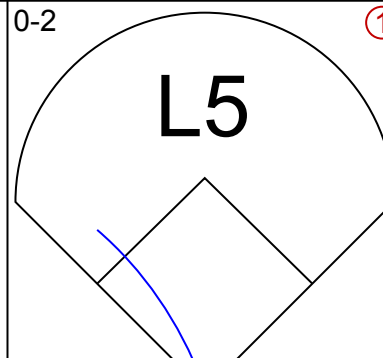
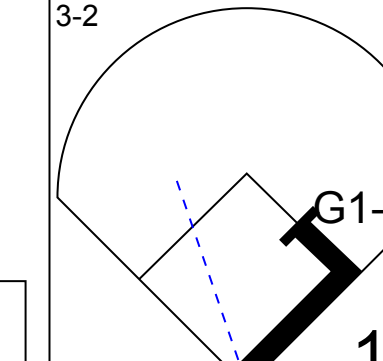
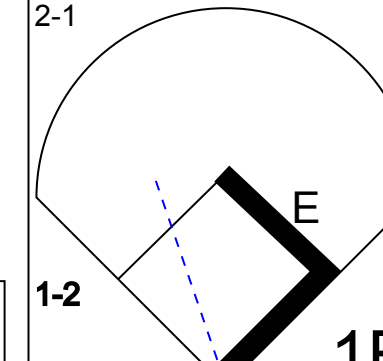

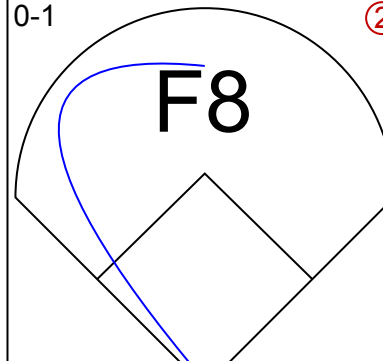
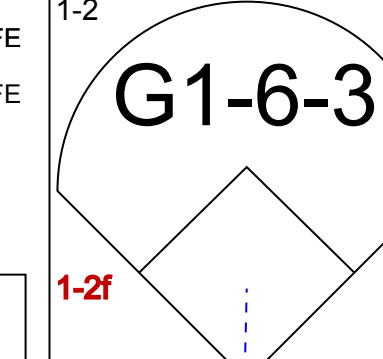
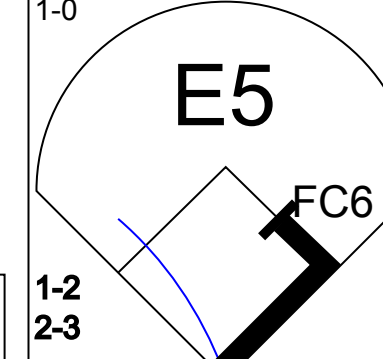

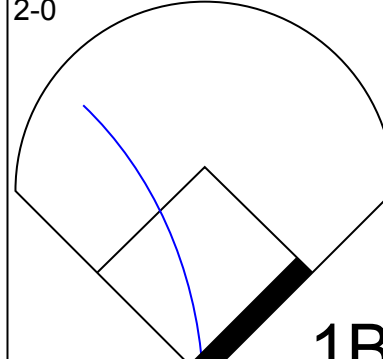
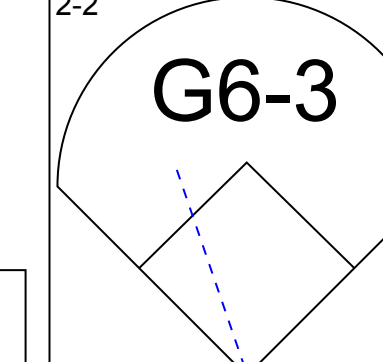
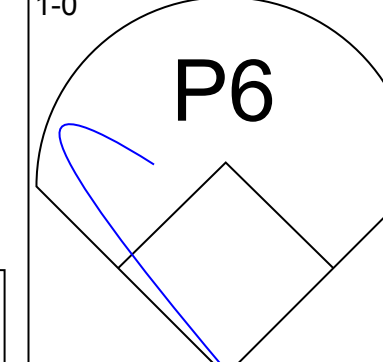

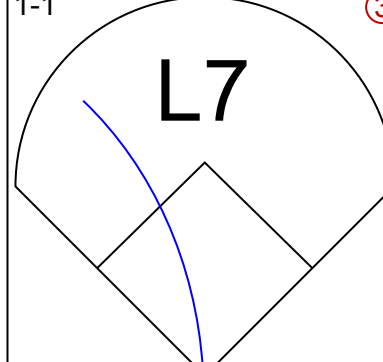
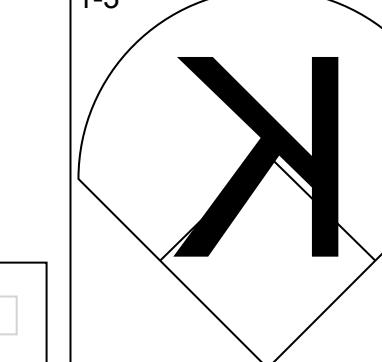
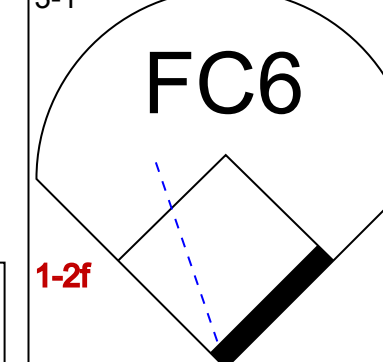

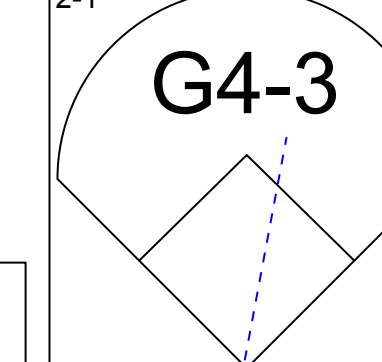
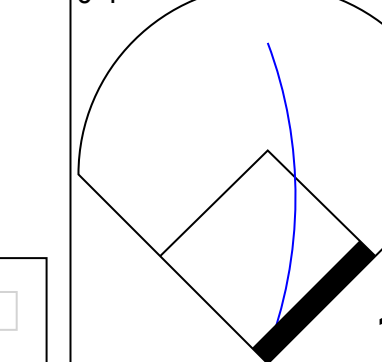
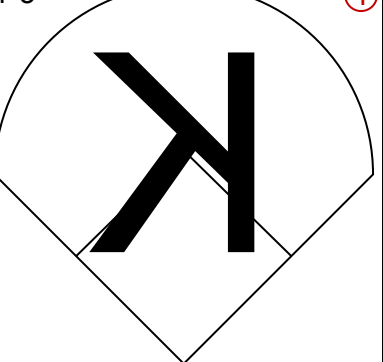





Batter	1	2	3	4	5	6	7	8	9	AB	R	H	RBI	BB	SO	LOB	TOP			
Mark DeRosa, R (1, 6) OBP: 0.290, SLG: 0.319										4	0	1	0	0	1	1	Atlanta Braves @ Pittsburgh Pirates PNC Park, Pittsburgh, PA Wed Jul 28 2004, 7:05 PM EDT Att: 22,977 - Cloudy - 68 F			
Marcus Giles, R (1, 4) OBP: 0.375, SLG: 0.451										3	0	0	0	1	2	2				
Eli Marrero, R (1, 9) OBP: 0.390, SLG: 0.583											4	0	1	0	0	1				
10 Chipper Jones, S (1, 5) OBP: 0.335, SLG: 0.431											2	1	2	1	2	0				
Julio Franco, R (1, 3) OBP: 0.356, SLG: 0.422											3	0	0	0	1	1		2		
Rafael Furcal, S (9, PR) OBP: 0.347, SLG: 0.431											0	0	0	0	0	0				
Adam LaRoche, L (9, 3) OBP: 0.310, SLG: 0.397											0	0	0	0	0	0				
Andruw Jones, R (1, 8) OBP: 0.356, SLG: 0.494											3	0	0	0	1	1		4		
Eddie Pérez, R (1, 2) OBP: 0.240, SLG: 0.232												4	0	0	0	1		5		
Charles Thomas, L (1, 7) OBP: 0.420, SLG: 0.593										3	0	1	0	0	1	0				
Russ Ortiz, R (1, 1) OBP: 0.128, SLG: 0.105										2	0	0	0	0	2	1				
Nick Green, R (8, PH) OBP: 0.326, SLG: 0.390										1	0	0	0	0	1	0				
Chris Reitsma, R (8, 1) 29 John Smoltz, R (8, 1)										0	0	0	0	0	0	0				
<b>Inning Stats</b>	R: 0 E: 0 K: 1 S: 10	H: 0 W: 0 BB: 1 P: 15	R: 0 E: 0 K: 1 S: 10	H: 1 LOB: 1 BB: 1 P: 20	R: 0 E: 0 K: 2 S: 10	H: 1 LOB: 1 BB: 0 P: 11	R: 1 E: 0 K: 1 S: 9	H: 1 LOB: 0 BB: 0 P: 12	R: 0 E: 0 K: 1 S: 6	H: 0 W: 0 BB: 0 P: 9	R: 0 E: 0 K: 1 S: 10	H: 0 W: 0 BB: 1 P: 17	R: 0 E: 0 K: 1 S: 10	H: 0 W: 0 BB: 2 P: 10	R: 0 E: 0 K: 0 S: 12	H: 1 LOB: 3 BB: 2 P: 25	1B: 3 2B: 1 3B: 1 HR: 1	SF: 0 SAC: 0 DP: 2 HBP: 0	WP: 0 PB: 0 SB: 0 CS: 2	PA: 35
<b>PITCHER</b>	IP WLS BF H R ER SO	IP WLS BF H R ER SO	IP WLS BF H R ER SO	IP WLS BF H R ER SO	IP WLS BF H R ER SO	IP WLS BF H R ER SO	IP WLS BF H R ER SO	IP WLS BF H R ER SO	IP WLS BF H R ER SO	IP WLS BF H R ER SO	IP WLS BF H R ER SO	IP WLS BF H R ER SO	IP WLS BF H R ER SO	IP WLS BF H R ER SO	IP WLS BF H R ER SO	IP WLS BF H R ER SO	ERA WHIP	ERA WHIP		
Oliver Pérez, L (1, 1) ERA: 3.03	8.1	L	32	5	1	1	10	4	1	1	0	0	0	0	0	0	0.00	0.000		
16 Salomon Torres, R (9, 1) ERA: 2.75	0.2	H	4	2	0	0	0	0	0	0	0	0	0	0	0	0	0.00	0.000		

AB 29  
R 1  
H 5  
RBI 1  
BB 5  
SO 10  
LOB 16



Batter	1	2	3	4	5	6	7	8	9	AB	R	H	RBI	BB	SO	LOB	BOTTOM			
18 Jason Kendall, R (1, 2) OBP: 0.393, SLG: 0.389											5	0	1	0	0	0	1			
2 Jack Wilson, R (1, 6) OBP: 0.342, SLG: 0.478											5	0	2	0	0	0	1			
Rob Mackowiak, L (1, 9) OBP: 0.331, SLG: 0.471										4	0	1	0	0	1	3				
Craig Wilson, R (1, 3) OBP: 0.375, SLG: 0.527										4	0	2	0	0	1	1				
Jason Bay, R (1, 7) OBP: 0.379, SLG: 0.610										4	0	2	0	0	1	1				
Tike Redman, L (1, 8) OBP: 0.291, SLG: 0.369										4	0	2	0	0	0	3				
Bobby Hill, S (1, 5) OBP: 0.364, SLG: 0.364										4	0	0	0	0	0	6				
16 Salomon Torres, R (9, 1) ERA: 3.07										0	0	0	0	0	0	0				
Jose Castillo, R (1, 4) OBP: 0.292, SLG: 0.329											3	0	0	0	0	1	3			
Abraham Nunez, S (8, PH) OBP: 0.292, SLG: 0.347										1	0	0	0	0	0	2				
Oliver Pérez, L (1, 1) OBP: 0.211, SLG: 0.189											3	0	1	0	0	1	0			
Randall Simon, L (9, 3) OBP: 0.257, SLG: 0.241										1	0	0	0	0	0	0				
<b>Inning Stats</b>	R: 0 E: 0 K: 1 S: 11	H: 1 W: 0 BB: 0 P: 15	R: 0 E: 0 K: 0 S: 10	H: 1 LOB: 0 BB: 0 P: 16	R: 0 E: 0 K: 1 S: 9	H: 2 LOB: 3 BB: 0 P: 24	R: 0 E: 0 K: 1 S: 13	H: 1 LOB: 1 BB: 0 P: 13	R: 0 E: 0 K: 0 S: 9	H: 1 LOB: 2 BB: 0 P: 12	R: 0 E: 0 K: 0 S: 14	H: 2 LOB: 2 BB: 0 P: 21	R: 0 E: 0 K: 1 S: 12	H: 2 LOB: 2 BB: 0 P: 18	R: 0 E: 0 K: 0 S: 6	H: 0 W: 0 BB: 0 P: 7	1B: 10 2B: 0 3B: 1 HR: 0	SF: 0 SAC: 0 DP: 1 HBP: 0	WP: 0 PB: 0 SB: 0 CS: 0	PA: 38
<b>PITCHER</b>	IP WLS BF H R ER SO	IP WLS BF H R ER SO	IP WLS BF H R ER SO	IP WLS BF H R ER SO	IP WLS BF H R ER SO	IP WLS BF H R ER SO	IP WLS BF H R ER SO	IP WLS BF H R ER SO	IP WLS BF H R ER SO	IP WLS BF H R ER SO	IP WLS BF H R ER SO	IP WLS BF H R ER SO	IP WLS BF H R ER SO	IP WLS BF H R ER SO	IP WLS BF H R ER SO	IP WLS BF H R ER SO	ERA WHIP	ERA WHIP		
Russ Ortiz, R (1, 1) ERA: 3.19	7.0	W	30	9	0	0	4	0	0	0	0	0	0	0	0	0	0.00	1.286		
Chris Reitsma, R (8, 1) ERA: 3.07	0.2	H	4	2	0	0	1	0	0	0	0	0	0	0	0	0	0.00	3.000		
29 John Smoltz, R (8, 1) ERA: 1.94	1.1	S	4	0	0	0	0	0	0	0	0	0	0	0	0	0	0.00	0.000		

AB 38  
R 0  
H 11  
RBI 0  
BB 0  
SO 5  
LOB 21





Batter	1	2	3	4	5	6	7	8	9	AB	R	H	RBI	BB	SO	LOB	TOP																						
Rafael Furcal, S OBP: 0.345, SLG: 0.428 (1, 6)	G6-3		G4-3		G6-3		P3			5	0	1	1	0	0	3	<b>Atlanta Braves @ Pittsburgh Pirates</b> PNC Park, Pittsburgh, PA Thu Jul 29 2004, 12:35 PM EDT Att: 25,988 - Sunny - 78 F																						
Charles Thomas, L OBP: 0.418, SLG: 0.583 Andrew Jones, R OBP: 0.356, SLG: 0.494 (1, 7) (8, PH) (8, 8)	P5			1B		G3-1		1B	P2	3	0	1	0	0	0	0																							
J.D. Drew, L OBP: 0.420, SLG: 0.601 (1, 8) (8, 9)	G4-3			K		G4-3		G4-6-3	F7	5	0	0	0	0	1	5																							
10 Chipper Jones, S OBP: 0.341, SLG: 0.429 (1, 5)										1	0	0	0	3	0	0																							
Johnny Estrada, S OBP: 0.377, SLG: 0.478 Mark DeRosa, R OBP: 0.290, SLG: 0.319 29 John Smoltz, R (9, 1) (9, 1)										4	0	2	0	0	0	3																							
Adam LaRoche, L OBP: 0.307, SLG: 0.392 Julio Franco, R OBP: 0.358, SLG: 0.423 (6, 3) (6, 3)										2	0	0	0	0	0	2																							
Eli Marrero, R OBP: 0.387, SLG: 0.581 (8, 7) (8, 7)										4	2	1	1	0	0	1																							
Nick Green, R OBP: 0.333, SLG: 0.402 (1, 4) (1, 4)										4	0	3	1	0	0	2																							
John Thomson, R Marcos Giles, R Antonio Alfonseca, R Juan Cruz, R Eddie Pérez, R (7, PH) (7, PH) (7, PH) (8, 1) (8, 1) (9, PH) (9, 2)										1	0	0	0	0	1	1																							
Inning Stats	R: 0 E: 0 K: 0 S: 7	H: 0 LOB: 0 BB: 0 P: 10	R: 0 E: 0 K: 0 S: 3	H: 0 LOB: 0 BB: 1 P: 8	R: 0 E: 0 K: 0 S: 8	H: 1 LOB: 1 BB: 0 P: 10	R: 0 E: 0 K: 1 S: 13	H: 1 LOB: 2 BB: 1 P: 23	R: 1 E: 0 K: 0 S: 10	H: 2 LOB: 0 BB: 0 P: 15	R: 0 E: 0 K: 0 S: 10	H: 1 LOB: 1 BB: 0 P: 19	R: 0 E: 0 K: 0 S: 9	H: 1 LOB: 0 BB: 0 P: 17	R: 0 E: 0 K: 0 S: 7	H: 1 LOB: 0 BB: 0 P: 9		R: 2 E: 1 K: 0 S: 14	H: 3 LOB: 3 BB: 1 P: 22	1B: 8 2B: 2 3B: 0 HR: 0	SF: 0 SAC: 1 DP: 3 HBP: 0	WP: 0 PA: 39 PB: 0 SB: 0 CS: 0																	
PITCHER	IP	WLS	BF	H	R	ER	SO	BB	IBB	HBP	BLK	WP	HR	S	P	ERA	WHIP	PITCHER		IP	WLS	BF	H	R	ER	SO	BB	IBB	HBP	BLK	WP	HR	S	P	ERA	WHIP			
Josh Fogg, R ERA: 3.97 34 John Grabow, L ERA: 4.46 Brian Meadows, R ERA: 2.75 Michael Gonzalez, L ERA: 0.9 16 Salomon Torres, R ERA: 2.7	(1, 1) (6, 1) (7, 1) (7, 1) (8, 1)	5.2 0.1 0.2 0.1 1.0		23 1 3 1 3	5 0 1 0 1	1 0 0 0 0	2 0 0 0 0	3 0 0 0 0	0 0 0 0 0	0 0 0 0 0	0 0 0 0 0	0 0 0 0 0	0 0 0 0 0	0 0 0 0 0	52 1 6 3 7	84 1 12 5 9	1.59 0.00 0.00 0.00 0.00	1.412 0.000 1.500 0.000 1.000	Jose Mesa, R ERA: 2.38 (9, 1)		1.0	L	8	3	2	1	0	1	0	0	0	0	0	0	0	14	22	9.00	4.000

AB 34  
R 3  
H 10  
RBI 3  
BB 4  
SO 2  
LOB 23



Batter	1	2	3	4	5	6	7	8	9	AB	R	H	RBI	BB	SO	LOB	BOTTOM																			
18 Jason Kendall, R OBP: 0.392, SLG: 0.387 (1, 2)	1B		G1-3							4	1	1	0	0	0	0	<b>Atlanta Braves @ Pittsburgh Pirates</b> PNC Park, Pittsburgh, PA Thu Jul 29 2004, 12:35 PM EDT Att: 25,988 - Sunny - 78 F																			
2 Jack Wilson, R OBP: 0.341, SLG: 0.475 (1, 6)	1B		E6							4	1	1	0	0	0	0																				
Rob Mackowiak, L OBP: 0.333, SLG: 0.471 (1, 9)	1B		1B							2	0	1	2	1	0	0																				
Craig Wilson, R OBP: 0.374, SLG: 0.524 (1, 3)	K									4	0	1	0	0	2	0																				
Jason Bay, R OBP: 0.372, SLG: 0.598 (1, 7)										4	0	0	0	0	2	2																				
Tike Redman, L OBP: 0.294, SLG: 0.372 (1, 8)										3	0	2	0	0	0	0																				
Chris Stynes, R OBP: 0.271, SLG: 0.302 (1, 5)										3	0	0	0	0	0	2																				
Jose Castillo, R OBP: 0.288, SLG: 0.324 (1, 4)										3	0	0	0	0	0	3																				
Josh Fogg, R ERA: 3.97 34 John Grabow, L ERA: 4.46 Brian Meadows, R ERA: 2.75 Michael Gonzalez, R 16 Salomon Torres, R Bobby Hill, S Jose Mesa, R (1, 1) (6, 1) (7, 1) (7, 1) (8, 1) (8, PH) (9, 1)										2	0	0	0	0	1	0																				
Inning Stats	R: 1 E: 0 K: 1 S: 9	H: 2 LOB: 0 BB: 0 P: 12	R: 0 E: 1 K: 0 S: 10	H: 1 LOB: 1 BB: 0 P: 16	R: 1 E: 1 K: 0 S: 10	H: 1 LOB: 1 BB: 0 P: 13	R: 0 E: 0 K: 2 S: 8	H: 0 LOB: 0 BB: 0 P: 11	R: 0 E: 0 K: 1 S: 9	H: 0 LOB: 0 BB: 0 P: 15	R: 0 E: 0 K: 1 S: 11	H: 1 LOB: 2 BB: 1 P: 16	R: 0 E: 0 K: 0 S: 12	H: 1 LOB: 0 BB: 0 P: 16	R: 0 E: 0 K: 1 S: 6	H: 0 LOB: 0 BB: 0 P: 11		R: 0 E: 0 K: 0 S: 6	H: 0 LOB: 0 BB: 0 P: 9	1B: 6 2B: 1 3B: 0 HR: 0	SF: 1 SAC: 0 DP: 3 HBP: 0	WP: 1 PA: 32 PB: 0 SB: 1 CS: 0														
PITCHER	IP	WLS	BF	H	R	ER	SO	BB	IBB	HBP	BLK	WP	HR	S	P	ERA	WHIP	PITCHER		IP	WLS	BF	H	R	ER	SO	BB	IBB	HBP	BLK	WP	HR	S	P	ERA	WHIP
John Thomson, R ERA: 4.56 Antonio Alfonseca, R ERA: 3.22 Juan Cruz, R ERA: 2.95 29 John Smoltz, R ERA: 1.9	(1, 1) (7, 1) (8, 1) (8, 1) (9, 1)	6.0 1.0 1.0 1.0		23 3 3 3	5 1 0 0	0 0 0 0	5 0 0 0	1 0 0 0	0 0 0 0	0 0 0 0	0 0 0 0	0 0 0 0	0 0 0 0	0 0 0 0	57 12 6 6	83 16 11 9	1.50 0.00 0.00 0.00	1.000 1.000 0.000 0.000																		

AB 30  
R 2  
H 6  
RBI 2  
BB 1  
SO 6  
LOB 7





Batter	1	2	3	4	5	6	7	8	9	AB	R	H	RBI	BB	SO	LOB	TOP										
18 Jason Kendall, R OBP: 0.393, SLG: 0.387	4-1 G4-6-3 BB		0-2 FC6-4			3-2 G5-3		3-2 FC5-4 1B		3	0	1	0	1	0	1											
2 Jack Wilson, R OBP: 0.336, SLG: 0.471	2-3 SAFE K		1-2 L7			0-2 F9		1-3 K		4	0	0	0	0	2	4											
Jason Bay, R OBP: 0.374, SLG: 0.596	0-1 G4-6-3			1-0 CS 1B		0-0 FC5-4 1B		0-0 FC5-4 1B		4	0	2	0	0	0	3											
Craig Wilson, R OBP: 0.371, SLG: 0.519		0-2 G4-3		0-0 F8		1-1 FC5-4		1-3 K		4	0	0	0	0	1	4											
Tony Alvarez, R OBP: 0.313, SLG: 0.429 Bobby Hill, S OBP: 0.360, SLG: 0.360		3-2 G5-3		0-3 K			4-2 FC6-4 1B BB		1-2 L9		2	0	0	0	1	1											
Tike Redman, L OBP: 0.296, SLG: 0.373		0-0 E S 1B			3-1 G4-3		0-0 FC6-4 1B		1-2 G4-3		4	0	2	0	0	0											
Chris Stynes, R OBP: 0.266, SLG: 0.296 Rob Mackowiak, L OBP: 0.332, SLG: 0.470		3-3 SAFE SAFE K			0-0 P4		2-2 FC6-4 G4-3		3-3 K		3	0	0	0	0	1	3										
Jose Castillo, R OBP: 0.289, SLG: 0.321			2-3 K		4-1 BB		2-2 G4-3				2	0	0	0	1	1	2										
18 Sean Burnett, L OBP: 0.288, SLG: 0.352 Brian Meadows, R			4-2 K BB		2-3 K		0-2 FC5-4 1B				0	0	0	0	1	0											
Willis Roberts, R											1	0	0	0	0	1											
34 John Grabow, L											0	0	0	0	0	0											
Abraham Nunez, S											1	0	1	0	0	0											
Brian Meadows, R											0	0	0	0	0	0											
Inning Stats	R: 0 E: 0 K: 1 S: 6	H: 0 LOB: 0 BB: 1 P: 12	R: 0 E: 0 K: 1 S: 13	H: 1 LOB: 1 BB: 0 P: 19	R: 0 E: 0 K: 1 S: 15	H: 0 LOB: 1 BB: 1 P: 22	R: 0 E: 0 K: 1 S: 5	H: 1 LOB: 0 BB: 0 P: 6	R: 0 E: 0 K: 1 S: 7	H: 0 LOB: 1 BB: 1 P: 16	R: 0 E: 0 K: 0 S: 9	H: 1 LOB: 1 BB: 0 P: 13	R: 0 E: 0 K: 0 S: 15	H: 1 LOB: 1 BB: 1 P: 23	R: 0 E: 0 K: 2 S: 14	H: 2 LOB: 2 BB: 0 P: 19	R: 0 E: 0 K: 1 S: 11	H: 0 LOB: 0 BB: 0 P: 16	1B: 6 2B: 0 3B: 0 HR: 0	SF: 0 SAC: 0 DP: 2 HBP: 0	WP: 0 PB: 0 SB: 1 CS: 1	PA: 34					
PITCHER	IP	WLS	BF	H	R	ER	SO	BB	IBB	HBP	BLK	WP	HR	S	P	ERA	WHIP										
Doug Davis, L ERA: 3.79	7.0	W	26	4	0	0	5	4	0	0	0	0	0	70	111	0.00	1.143										
Mike Adams, R ERA: 1.72	1.0		5	2	0	0	2	0	0	0	0	0	0	14	19	0.00	2.000										
Luis Vizcaino, R ERA: 3.42	1.0		3	0	0	0	1	0	0	0	0	0	0	11	16	0.00	0.000										

Pittsburgh Pirates @ Milwaukee Brewers  
Miller Park, Milwaukee, WI  
Fri Jul 30 2004, 7:05 PM CDT  
Att: 34,702 - Dome - 78 F

AB 30  
R 0  
H 6  
RBI 0  
BB 4  
SO 8  
LOB 19



Batter	1	2	3	4	5	6	7	8	9	AB	R	H	RBI	BB	SO	LOB	BOTTOM										
Scott Podsednik, L OBP: 0.322, SLG: 0.393	0-0 B1		4-1 2B BB	2-0 G6-4-3			0-3 K			3	1	0	0	1	1	2											
Brady Clark, R OBP: 0.374, SLG: 0.387	1-2 G6-3		1-1 BB E 2B		2-2 F9		1-2 1B			4	1	2	2	0	0	0											
Geoff Jenkins, L OBP: 0.309, SLG: 0.426	1-0 F8		2-1 BB E HBP		2-3 K		2-3 K			3	1	0	0	0	2	1											
Wes Helms, R OBP: 0.324, SLG: 0.321		3-1 G3-6-3 1B	4-2 E BB		3-2 G1-3		2-2 P6			3	0	1	1	1	0	1											
Lyle Overbay, L OBP: 0.394, SLG: 0.514		2-1 G3-6-3	0-0 E1 L1-3			4-2 1B BB		1-2 F8		3	0	0	1	1	0	2											
2 Bill Hall, R OBP: 0.285, SLG: 0.398		2-2 G6-3	1-3 2-H 3-H L1-3	1-2 L1-3		0-1 P5		2-3 K		4	0	0	0	0	1	3											
Chad Moeller, R OBP: 0.291, SLG: 0.335			0-0 SH1-4 2B 1B	2-0 F9		0-0 L9		1-0 P5		4	1	1	0	0	0	1											
Craig Counsell, L OBP: 0.361, SLG: 0.350			1-2 SH1-4 2B 1B	4-1 1B BB		1-1 1B		1-2 1B		2	1	2	0	1	0	0											
Doug Davis, R OBP: 0.044, SLG: 0.023 Mike Adams, R Luis Vizcaino, R			0-2 SH1-4	0-2 G6-4-3 1B		1-3 K				2	0	1	0	0	1	2											
Inning Stats	R: 0 E: 0 K: 0 S: 6	H: 0 LOB: 0 BB: 0 P: 8	R: 0 E: 0 K: 0 S: 7	H: 1 LOB: 0 BB: 0 P: 14	R: 5 E: 1 K: 0 S: 21	H: 3 LOB: 1 BB: 2 P: 34	R: 0 E: 0 K: 0 S: 6	H: 1 LOB: 1 BB: 1 P: 14	R: 0 E: 0 K: 1 S: 11	H: 0 LOB: 0 BB: 0 P: 18	R: 0 E: 0 K: 1 S: 11	H: 1 LOB: 2 BB: 1 P: 17	R: 0 E: 0 K: 2 S: 12	H: 1 LOB: 1 BB: 0 P: 17	R: 0 E: 0 K: 1 S: 9	H: 0 LOB: 0 BB: 0 P: 13	1B: 6 2B: 2 3B: 0 HR: 0	SF: 0 SAC: 1 DP: 3 HBP: 1	WP: 0 PB: 0 SB: 0 CS: 0	PA: 34							
PITCHER	IP	WLS	BF	H	R	ER	SO	BB	IBB	HBP	BLK	WP	HR	S	P	ERA	WHIP										
18 Sean Burnett, L ERA: 3.4	2.1	L	14	4	5	4	4	2	0	0	0	0	0	31	52	0.00	1.091										
Willis Roberts, R ERA: 4.36	3.2		13	2	0	0	2	2	0	0	0	0	0	12	17	0.00	1.000										
34 John Grabow, L ERA: 2.74	1.0		4	1	0	0	2	0	0	0	0	0	0	9	13	0.00	0.000										
Brian Meadows, R	1.0		3	0	0	0	1	0	0	0	0	0	0	9	13	0.00	0.000										

Pittsburgh Pirates @ Milwaukee Brewers  
Miller Park, Milwaukee, WI  
Fri Jul 30 2004, 7:05 PM CDT  
Att: 34,702 - Dome - 78 F

AB 28  
R 5  
H 7  
RBI 4  
BB 4  
SO 5  
LOB 12





Batter	1	2	3	4	5	6	7	8	9	AB	R	H	RBI	BB	SO	LOB	TOP					
18 Jason Kendall, R OBP: 0.391, SLG: 0.384	1-1 L6	2-1 FC6-4			0-2 E5		3-2 F9		1-0 P6	5	1	1	1	0	0	1	<b>Pittsburgh Pirates @ Milwaukee Brewers</b> Miller Park, Milwaukee, WI Sat Jul 31 2004, 6:05 PM CDT Att: 35,152 - Sunny - 81 F					
2 Jack Wilson, R OBP: 0.341, SLG: 0.480	3-1 2B	1-2 FC6-4			2-1 HBP		2-2 3B		0-0 F9	5	0	3	0	0	0	2						
Rob Mackowiak, L OBP: 0.332, SLG: 0.467	0-1 F7		1-2 L6		3-1 HBP		0-1 L5		2-1 CS	4	0	1	0	0	0	2						
Craig Wilson, R OBP: 0.367, SLG: 0.513	2-1 F8		3-3 K		1-3 K		2-1 F8			4	0	0	0	0	2	5						
Jason Bay, R OBP: 0.372, SLG: 0.587		2-3 K	1-3 K		3-2 HBP			1-1 L6		3	0	0	1	0	2	0						
Tike Redman, L OBP: 0.299, SLG: 0.375		1-0 1B		1-0 F8	1-0 G4-3			0-1 1B		4	1	2	0	0	0	3						
Ty Wigginton, R OBP: 0.330, SLG: 0.481		1-0 F8		0-3 K		1-0 G5-3		0-0 F8		4	0	0	0	0	1	2						
Bobby Hill, S OBP: 0.360, SLG: 0.360		2-1 2B		1-3 K		0-0 L5		2-3 K		3	1	1	1	0	1	0						
Jose Castillo, R OBP: 0.298, SLG: 0.320		1-H 1B								1	0	0	0	0	1	1						
Ryan Vogelsong, R OBP: 0.333, SLG: 0.389		1-2 2B			0-1 F7		2-3 K		2-2 CS	2	1	1	1	0	0	0						
19 Jorge Soto, R OBP: 0.278, SLG: 0.234										1	0	0	0	0	0	0						
34 John Grabow, L ERA: 4.26										0	0	0	0	0	0	0						
Brian Meadows, R ERA: 2.68										0	0	0	0	0	0	0						
Michael Gonzalez, R OBP: 0.100, SLG: 0.100										1	0	0	0	0	0	0						
Abraham Nunez, S OBP: 0.228, SLG: 0.237										0	0	0	0	0	0	0						
Jose Mesa, R ERA: 2.33										0	0	0	0	0	0	0						
<b>Inning Stats</b>	R: 0 E: 0 K: 0 S: 8	H: 1 LOB: 1 BB: 0 P: 14	R: 3 E: 0 K: 1 S: 15	H: 4 LOB: 1 BB: 0 P: 25	R: 0 E: 0 K: 2 S: 10	H: 0 LOB: 0 BB: 0 P: 15	R: 0 E: 0 K: 2 S: 8	H: 0 LOB: 0 BB: 0 P: 10	R: 1 E: 1 K: 1 S: 16	H: 2 LOB: 3 BB: 0 P: 26	R: 0 E: 0 K: 1 S: 5	H: 0 LOB: 0 BB: 0 P: 8	R: 0 E: 0 K: 1 S: 14	H: 1 LOB: 1 BB: 0 P: 21	R: 0 E: 0 K: 1 S: 9	H: 1 LOB: 1 BB: 0 P: 12	R: 0 E: 0 K: 0 S: 7	H: 1 LOB: 1 BB: 0 P: 12	1B: 7 2B: 2 3B: 1 HR: 0	SF: 0 SAC: 0 DP: 0 HBP: 1	WP: 0 PB: 0 SB: 1 CS: 1	PA: 39
<b>PITCHER</b>	IP WLS BF H R ER SO BB IBB HBP BLK WP HR S P ERA WHIP																					
Victor Santos, R ERA: 3.66	(1, 1) 5.0 L 24 7 4 3 6 0 0 0 1 0 0 0 0 57 90 5.40 1.400																					
Dave Burba, R ERA: 3.53	(6, 1) 2.0 7 1 0 0 1 0 0 0 0 0 0 0 9 29 0.00 0.500																					
Matt Wise, R ERA: 3.07	(8, 1) 1.0 4 1 0 0 1 0 0 0 0 0 0 0 9 12 0.00 1.000																					
Matt Kinney, R ERA: 5.7	(9, 1) 1.0 3 1 0 0 0 0 0 0 0 0 0 0 7 12 0.00 1.000																					

Batter	1	2	3	4	5	6	7	8	9	AB	R	H	RBI	BB	SO	LOB	BOTTOM			
Scott Podsednik, L OBP: 0.321, SLG: 0.392	3-2 F7		3-2 L3			1-0 G4-6-3		1-1 L8		4	0	1	0	0	0	1	<b>Pittsburgh Pirates @ Milwaukee Brewers</b> Miller Park, Milwaukee, WI Sat Jul 31 2004, 6:05 PM CDT Att: 35,152 - Sunny - 81 F			
Brady Clark, R OBP: 0.368, SLG: 0.380	3-2 F8		0-0 G4-3			0-1 G4-6-3		1-2 G5-3		4	0	0	0	0	0	1				
Geoff Jenkins, L OBP: 0.309, SLG: 0.432	3-2 P6			1-0 HR		2-3 K		0-0 G4-3		4	1	1	1	0	1	0				
Wes Helms, R OBP: 0.318, SLG: 0.315		3-3 K		2-2 F8		1-1 G6-3		1-0 G5-3		4	0	0	0	0	1	0				
Lyle Overbay, L OBP: 0.395, SLG: 0.516		0-0 1B		1-3 K		0-0 1B				3	0	2	0	0	1	0				
2 Bill Hall, R OBP: 0.281, SLG: 0.393		0-3 K		3-3 K		1-3 K				3	0	0	0	0	3	2				
Gary Bennett, R OBP: 0.256, SLG: 0.262		2-1 1B			0-0 P2		2-2 F9			3	0	1	0	0	0	1				
Craig Counsell, L OBP: 0.358, SLG: 0.346		1-0 G4-3			2-1 G4-3			1-2 G5-3		3	0	0	0	0	0	2				
Victor Santos, R OBP: 0.180, SLG: 0.130			4-0 BB		2-0 F8			2-3 K		0	0	0	0	1	0	0				
Ben Griener, R OBP: 0.302, SLG: 0.423										1	0	0	0	0	0	0				
Dave Burba, R ERA: 4.26										0	0	0	0	0	0	0				
Brian Meadows, R ERA: 2.68										0	0	0	0	0	0	0				
Michael Gonzalez, L ERA: 0.86										1	0	0	0	0	1	0				
Jose Mesa, R ERA: 2.33										0	0	0	0	0	0	0				
<b>Inning Stats</b>	R: 0 E: 0 K: 0 S: 14	H: 0 LOB: 0 BB: 0 P: 23	R: 0 E: 0 K: 2 S: 10	H: 2 LOB: 2 BB: 0 P: 16	R: 0 E: 0 K: 0 S: 4	H: 0 LOB: 1 BB: 1 P: 11	R: 1 E: 0 K: 2 S: 12	H: 1 LOB: 0 BB: 0 P: 19	R: 0 E: 0 K: 1 S: 6	H: 1 LOB: 0 BB: 0 P: 9	R: 0 E: 0 K: 1 S: 9	H: 1 LOB: 1 BB: 0 P: 13	R: 0 E: 0 K: 1 S: 9	H: 0 LOB: 0 BB: 0 P: 13	R: 0 E: 0 K: 0 S: 5	H: 0 LOB: 0 BB: 0 P: 7		1B: 4 2B: 1 3B: 0 HR: 1	SF: 0 SAC: 0 DP: 2 HBP: 0	WP: 0 PB: 0 SB: 0 CS: 0
<b>PITCHER</b>	IP WLS BF H R ER SO BB IBB HBP BLK WP HR S P ERA WHIP																			
Ryan Vogelsong, R ERA: 6.4	(1, 1) 1.0 H 3 1 0 0 1 1 0 0 0 0 0 0 6 9 0.00 1.000																			
34 John Grabow, L ERA: 4.26	(6, 1) 1.0 H 4 1 0 0 1 0 0 0 0 0 0 0 9 13 0.00 1.000																			
Brian Meadows, R ERA: 2.68	(7, 1) 1.0 H 4 1 0 0 1 0 0 0 0 0 0 0 9 13 0.00 1.000																			
Michael Gonzalez, L ERA: 0.86	(8, 1) 1.0 H 3 0 0 0 1 0 0 0 0 0 0 0 9 13 0.00 0.000																			
Jose Mesa, R ERA: 2.33	(9, 1) 1.0 S 3 0 0 0 0 0 0 0 0 0 0 0 5 7 0.00 0.000																			











Batter	1	2	3	4	5	6	7	8	9	AB	R	H	RBI	BB	SO	LOB	TOP					
18 Jason Kendall, R OBP: 0.388, SLG: 0.383	G6-3		G4-6-3 1B			1B		G5-3		4	0	2	1	0	0	0						
2 Jack Wilson, R OBP: 0.340, SLG: 0.479	G6-3		G4-6-3 1-2f			1B		F8		4	0	1	0	0	0	2						
Rob Mackowiak, L OBP: 0.331, SLG: 0.465	P5			G1-6-3 1B			F9		K	4	0	1	0	0	1	2						
Craig Wilson, R OBP: 0.363, SLG: 0.505		K		K		G6-3			K	4	0	0	0	0	3	3						
Randall Simon, L OBP: 0.262, SLG: 0.265	G4-3			G1-6-3 1-2f			G1-6-3			3	0	0	0	0	0	1						
Tike Redman, L OBP: 0.293, SLG: 0.367	F7				G4-3		G4-3			3	0	0	0	0	0	0						
Ty Wigginton, R OBP: 0.324, SLG: 0.469					G6-3		G3-1			3	1	1	0	0	0	0						
Bobby Hill, S OBP: 0.366, SLG: 0.359					G4-3			G5-3		3	0	1	0	0	0	0						
Josh Fogg, R OBP: 0.094, SLG: 0.094										1	0	0	0	0	0	0						
Abraham Nunez, S OBP: 0.256, SLG: 0.356										1	0	0	0	0	1	0						
Michael Gonzalez, R OBP: 1.000, SLG: 2.000										0	0	0	0	0	0	0						
<b>Inning Stats</b>	R: 0 E: 0 K: 0 S: 5	H: 0 LOB: 0 BB: 0 P: 6	R: 0 E: 0 K: 1 S: 7	H: 0 LOB: 0 BB: 0 P: 11	R: 1 E: 0 K: 0 S: 10	H: 3 LOB: 1 BB: 0 P: 16	R: 0 E: 0 K: 1 S: 6	H: 1 LOB: 0 BB: 0 P: 8	R: 0 E: 0 K: 0 S: 5	H: 0 LOB: 0 BB: 0 P: 7	R: 0 E: 0 K: 0 S: 12	H: 2 LOB: 2 BB: 0 P: 17	R: 0 E: 0 K: 0 S: 5	H: 0 LOB: 0 BB: 0 P: 8	R: 0 E: 0 K: 1 S: 7	H: 0 LOB: 0 BB: 0 P: 12	R: 0 E: 0 K: 2 S: 10	H: 0 LOB: 0 BB: 0 P: 14	1B: 6 2B: 0 3B: 0 HR: 0	SF: 0 SAC: 1 DP: 2 HBP: 0	WP: 0 PB: 0 SB: 0 CS: 0	PA: 31
<b>PITCHER</b>	IP	WLS	BF	H	R	ER	SO	BB	IBB	HBP	BLK	WP	HR	S	P	ERA	WHIP					
Jose Lima, R ERA: 4.01	7.0	W	25	6	1	1	2	0	0	0	0	0	0	50	73	1.29	0.857					
37 Darren Dreifort, R ERA: 3.45	1.0	H	3	0	0	0	1	0	0	0	0	0	0	7	12	0.00	0.000					
Eric Gagne, R ERA: 1.7	1.0	S	3	0	0	0	2	0	0	0	0	0	0	10	14	0.00	0.000					

**Pittsburgh Pirates @ Los Angeles Dodgers**  
 Dodger Stadium, Los Angeles, CA  
 Wed Aug 04 2004, 7:10 PM PDT  
 Att: 34,792 - Sunny - 72 F

AB 30  
 R 1  
 H 6  
 RBI 1  
 BB 0  
 SO 5  
 LOB 8



Batter	1	2	3	4	5	6	7	8	9	AB	R	H	RBI	BB	SO	LOB	BOTTOM				
Alex Cora, L OBP: 0.386, SLG: 0.426	G4-3		G3 2B			G1-2-3 1B		HR		4	1	3	1	0	0	0					
Steve Finley, L OBP: 0.343, SLG: 0.498										3	0	2	0	0	0	1					
Jayson Werth, R OBP: 0.350, SLG: 0.512	1B		P5			2B		L4		1	0	0	0	0	0	0					
Milton Bradley, S OBP: 0.377, SLG: 0.449	2B									3	0	1	0	1	1	1					
Adrián Beltré, R OBP: 0.373, SLG: 0.612	G6-4-3 1-2f					IBB				3	0	0	0	1	1	5					
Shawn Green, L OBP: 0.341, SLG: 0.431										4	0	1	0	0	1	2					
Hee-Seop Choi, L OBP: 0.387, SLG: 0.497										3	1	1	0	0	1	0					
Olmedo Saenz, R OBP: 0.326, SLG: 0.452										1	0	0	0	0	1	1					
Eric Gagne, R										0	0	0	0	0	0	0					
José Hernández, R OBP: 0.395, SLG: 0.526										3	0	2	1	0	1	0					
Brent Mayne, L OBP: 0.330, SLG: 0.327										3	0	0	0	0	0	2					
Jose Lima, R OBP: 0.194, SLG: 0.167										2	0	0	0	0	0	1					
Jason Grabowski, L OBP: 0.313, SLG: 0.435										1	0	0	0	0	1	0					
37 Darren Dreifort, R										0	0	0	0	0	0	0					
Robin Ventura, L OBP: 0.321, SLG: 0.327										0	0	0	0	0	0	0					
<b>Inning Stats</b>	R: 0 E: 0 K: 0 S: 11	H: 2 LOB: 1 BB: 0 P: 15	R: 1 E: 1 K: 1 S: 14	H: 2 LOB: 1 BB: 0 P: 17	R: 0 E: 0 K: 0 S: 7	H: 1 LOB: 2 BB: 1 P: 15	R: 0 E: 0 K: 1 S: 8	H: 1 LOB: 0 BB: 0 P: 11	R: 0 E: 0 K: 0 S: 5	H: 0 LOB: 0 BB: 0 P: 10	R: 1 E: 0 K: 1 S: 8	H: 1 LOB: 0 BB: 0 P: 14	R: 0 E: 0 K: 3 S: 12	H: 1 LOB: 1 BB: 0 P: 19	1B: 5 2B: 4 3B: 0 HR: 1	SF: 0 SAC: 0 DP: 3 HBP: 0	WP: 0 PB: 0 SB: 0 CS: 0	PA: 33			
<b>PITCHER</b>	IP	WLS	BF	H	R	ER	SO	BB	IBB	HBP	BLK	WP	HR	S	P	ERA	WHIP				
Josh Fogg, R ERA: 3.47	7.0	L	29	9	2	2	4	1	1	0	0	0	0	64	103	2.57	1.429				
Michael Gonzalez, L ERA: 0.78	1.0		4	1	0	0	3	0	0	0	0	0	0	12	19	0.00	1.000				

**Pittsburgh Pirates @ Los Angeles Dodgers**  
 Dodger Stadium, Los Angeles, CA  
 Wed Aug 04 2004, 7:10 PM PDT  
 Att: 34,792 - Sunny - 72 F

AB 31  
 R 2  
 H 10  
 RBI 2  
 BB 2  
 SO 7  
 LOB 13





Batter	1	2	3	4	5	6	7	8	9	AB	R	H	RBI	BB	SO	LOB	TOP										
18 Jason Kendall, R OBP: 0.397, SLG: 0.381 Jose Mesa, R (8, 1)	0-1 2B SF7 1B		1-1 L5		1-2 G6-3			2-2 F8		4	1	1	0	0	0	0											
2 Jack Wilson, R OBP: 0.339, SLG: 0.477	3-2 G5-3 1B		2-2 G6-3		2-1 F9			0-0 F7		4	0	1	0	0	0	0											
Rob Mackowiak, L OBP: 0.327, SLG: 0.461	3-2 SF7 1B		0-0 P3		1-1 P5			1-1 F8		3	0	0	1	0	0	0											
Randall Simon, L OBP: 0.262, SLG: 0.265	0-0 G5-3			0-1 G4-3 1B				0-2 F8		4	1	1	0	0	0	1											
Jason Bay, R OBP: 0.370, SLG: 0.587	0-1 P6			1-2 G4-3 1B				0-3 K		4	1	2	1	0	1	1											
Tike Redman, L OBP: 0.291, SLG: 0.364 Dave Williams, L (6, 1)		0-2 F7		0-1 G4-3				2-3 K		3	0	0	0	0	1	2											
11 Humberto Cota, R OBP: 0.344, SLG: 0.571				1-2 2-3						0	0	0	0	0	0	0											
Bobby Hill, S OBP: 0.368, SLG: 0.359		0-0 1B		0-1 G4-3				2-2 G3		3	0	1	1	1	0	1											
Abraham Nunez, S OBP: 0.294, SLG: 0.348		0-3 K		2-3 3-H 4-2				2-3 K		3	0	0	0	1	2	2											
18 Sean Burnett, L Brian Meadows, R (5, 1) 19 José Bautista, R OBP: 0.273, SLG: 0.220 (6, 8)		0-2 F8		1-2 L4				1-3 K		2	0	0	0	0	0	3											
<b>Inning Stats</b>	R: 1 E: 0 K: 0 S: 14	H: 2 LOB: 1 BB: 0 P: 20	R: 0 E: 0 K: 1 S: 11	H: 1 LOB: 1 BB: 0 P: 11	R: 0 E: 0 K: 0 S: 6	H: 0 LOB: 0 BB: 0 P: 9	R: 1 E: 0 K: 0 S: 19	H: 2 LOB: 2 BB: 1 P: 25	R: 0 E: 0 K: 2 S: 7	H: 0 LOB: 0 BB: 0 P: 11	R: 0 E: 0 K: 2 S: 11	H: 0 LOB: 0 BB: 0 P: 13	R: 0 E: 0 K: 0 S: 9	H: 0 LOB: 0 BB: 0 P: 14	R: 0 E: 0 K: 0 S: 7	H: 0 LOB: 0 BB: 0 P: 10	R: 1 E: 0 K: 1 S: 9	H: 1 LOB: 1 BB: 1 P: 16	1B: 5 2B: 0 3B: 0 HR: 1	SF: 1 SAC: 0 DP: 0 HBP: 0	WP: 0 PB: 0 SB: 2 CS: 0	PA: 35					
<b>PITCHER</b>	IP	WLS	BF	H	R	ER	SO	BB	IBB	HBP	BLK	WP	HR	S	P	ERA	WHIP										
Jeff Weaver, R ERA: 3.93	7.0	W	27	5	2	2	5	1	0	0	0	0	0	77	103	2.57	0.857										
43 Yhency Brazoban, R ERA: 3.96	1.0		3	0	0	0	0	0	0	0	0	0	0	7	10	0.00	0.000										
Duaner Sanchez, R ERA: 3.53	1.0		5	1	1	1	1	1	0	0	0	0	1	9	16	9.00	2.000										

**Pittsburgh Pirates @ Los Angeles Dodgers**  
**Dodger Stadium, Los Angeles, CA**  
 Thu Aug 05 2004, 12:10 PM PDT  
 Att: 38,852 - Sunny - 77 F

AB 32  
 R 3  
 H 6  
 RBI 3  
 BB 2  
 SO 6  
 LOB 10



Batter	1	2	3	4	5	6	7	8	9	AB	R	H	RBI	BB	SO	LOB	BOTTOM										
Cesar Izturis, S OBP: 0.348, SLG: 0.394	4-0 HR BB		1-1 G3		0-2 1B			4-2 1-2 2-3 3-H BB		3	1	1	1	2	0	0											
Jayson Werth, R OBP: 0.345, SLG: 0.523	2-2 1-H HR		0-3 K		2-0 G1-3			2-3 K		5	1	1	2	0	3	4											
Milton Bradley, S OBP: 0.377, SLG: 0.466	0-0 HR		2-3 K		2-0 HR			2-3 K		5	2	2	2	0	2	0											
Adrián Beltré, R OBP: 0.374, SLG: 0.617	1-2 HR		2-2 G6-3		1-1 G6-4-3 BB 1B			3-2 G4-3		5	2	2	1	0	0	0											
Shawn Green, L OBP: 0.342, SLG: 0.429	0-1 G4-3		1-1 E6 FC5 1B		4-2 G6-4-3 BB			4-2 BB		2	0	0	0	2	0	0											
Olmedo Saenz, R OBP: 0.333, SLG: 0.455	2-2 1B		3-1 1B		2-2 G6-4-3			2-1 F9		4	0	2	0	0	0	3											
José Hernández, R OBP: 0.398, SLG: 0.543	1-3 K		1-0 FC5		4-1 1B BB IBB			2-0 HR		3	2	1	1	1	1	3											
David Ross, R OBP: 0.261, SLG: 0.302	2-3 K			0-0 B1				2-2 G6-3		4	0	1	1	0	1	1											
Jeff Weaver, R OBP: 0.170, SLG: 0.213 Hee-Seop Choi, L (7, PH) 43 Yhency Brazoban, R (8, 1) Duaner Sanchez, R OBP: 0.250, SLG: 0.500 (9, 1)		2-2 G3		0-1 G3-1				0-0 G4-3		3	0	1	0	0	0	0											
<b>Inning Stats</b>	R: 4 E: 0 K: 2 S: 21	H: 4 LOB: 1 BB: 1 P: 33	R: 0 E: 0 K: 1 S: 8	H: 0 LOB: 0 BB: 0 P: 11	R: 0 E: 0 K: 1 S: 11	H: 1 LOB: 2 BB: 0 P: 20	R: 0 E: 0 K: 0 S: 7	H: 1 LOB: 1 BB: 0 P: 9	R: 3 E: 0 K: 1 S: 23	H: 4 LOB: 3 BB: 3 P: 40	R: 0 E: 0 K: 1 S: 12	H: 0 LOB: 1 BB: 1 P: 23	R: 1 E: 0 K: 0 S: 8	H: 1 LOB: 0 BB: 0 P: 12	R: 0 E: 0 K: 1 S: 7	H: 0 LOB: 0 BB: 0 P: 11	1B: 6 2B: 0 3B: 0 HR: 5	SF: 0 SAC: 0 DP: 1 HBP: 0	WP: 0 PB: 0 SB: 0 CS: 0	PA: 40							
<b>PITCHER</b>	IP	WLS	BF	H	R	ER	SO	BB	IBB	HBP	BLK	WP	HR	S	P	ERA	WHIP										
18 Sean Burnett, L ERA: 4.11	4.0	L	23	8	7	7	4	2	0	0	0	0	0	17	27	0.00	3.000										
Brian Meadows, R ERA: 2.98	1.0		6	2	0	0	1	1	1	0	0	0	1	20	35	4.50	1.000										
Dave Williams, L ERA: 4.5	2.0		8	1	1	1	1	1	0	0	0	0	1	20	35	4.50	1.000										
Jose Mesa, R ERA: 2.28	1.0		3	0	0	0	1	0	0	0	0	0	0	7	11	0.00	0.000										

**Pittsburgh Pirates @ Los Angeles Dodgers**  
**Dodger Stadium, Los Angeles, CA**  
 Thu Aug 05 2004, 12:10 PM PDT  
 Att: 38,852 - Sunny - 77 F

AB 35  
 R 8  
 H 11  
 RBI 8  
 BB 5  
 SO 7  
 LOB 11





Batter	1	2	3	4	5	6	7	8	9	AB	R	H	RBI	BB	SO	LOB	TOP
18 Jason Kendall, R OBP: 0.384, SLG: 0.379	(1, 2) K		(1, 2) G6-3			(1, 2) G3		(1, 2) G5-3		3	0	0	0	0	1	0	Pittsburgh Pirates @ San Diego Padres PETCO Park, San Diego, CA Fri Aug 06 2004, 10:05 PM EDT Att: 40,026 - Sunny - 69 F
11 Humberto Cota, R OBP: 0.333, SLG: 0.552	(7, 2) K									1	0	0	0	0	0	0	
2 Jack Wilson, R OBP: 0.339, SLG: 0.478	(1, 6) K									3	0	1	0	0	1	0	
Bobby Hill, S OBP: 0.367, SLG: 0.357	(8, PH) K									1	0	0	0	0	0	0	
Rob Mackowiak, L OBP: 0.329, SLG: 0.463	(1, 9) K									3	0	1	0	0	1	0	
Craig Wilson, R OBP: 0.360, SLG: 0.500		(1, 3) K								4	1	0	0	0	2	3	
Jason Bay, R OBP: 0.368, SLG: 0.586		(1, 7) L1-4								4	0	1	0	0	3	4	
Tike Redman, L OBP: 0.296, SLG: 0.365	(1, 8) BB									2	0	1	0	2	0	2	
Ty Wigginton, R OBP: 0.323, SLG: 0.467	(1, 5) L1-4									4	0	1	1	0	0	4	
Jose Castillo, R OBP: 0.280, SLG: 0.312	(1, 4) K									3	0	0	0	0	2	2	
Ryan Vogelsong, R OBP: 0.374, SLG: 0.389	(1, 1) K									0	0	0	0	0	0	0	
Dave Williams, L OBP: 0.302, SLG: 0.346	(2, 1) K									1	0	0	0	0	1	0	
Abraham Nunez, S OBP: 0.346, SLG: 0.346	(5, PH) K									0	0	0	0	0	0	0	
Willis Roberts, R OBP: 0.346, SLG: 0.346	(5, 1) K									0	0	0	0	0	0	0	
Brian Meadows, R OBP: 0.296, SLG: 0.365	(6, 1) K									0	0	0	0	0	0	0	
19 José Bautista, R OBP: 0.296, SLG: 0.365	(6, PH) K									1	0	0	0	0	0	0	
16 Salomon Torres, R OBP: 0.296, SLG: 0.365	(8, 1) K									0	0	0	0	0	0	0	
<b>Inning Stats</b>	R: 0 H: 0 E: 0 K: 3 S: 9	H: 0 R: 1 ER: 0 LOB: 0 BB: 0 P: 10	R: 0 H: 1 ER: 0 LOB: 1 BB: 1 S: 12	R: 0 H: 0 ER: 0 LOB: 0 BB: 0 P: 11	R: 0 H: 1 ER: 0 LOB: 2 BB: 0 P: 21	R: 0 H: 0 ER: 0 LOB: 0 BB: 0 P: 11	R: 0 H: 0 ER: 0 LOB: 0 BB: 0 P: 11	R: 1 H: 2 ER: 1 LOB: 1 BB: 0 P: 11	R: 0 H: 0 ER: 0 LOB: 2 BB: 1 P: 19	1B: 2 2B: 4 3B: 0 HR: 0	SF: 0 SAC: 0 DP: 2 HBP: 1	WP: 0 PA: 34 PB: 0 SB: 0 CS: 0					
<b>PITCHER</b>	IP WLS BF H R ER SO BB IBB HBP BLK WP HR S P ERA WHIP																
44 Jake Peavy, R ERA: 2.16	(1, 1) 7.0 W 26 4 1 0 9 1 0 1 0 0 0 70 97 0.00 0.714																
Rod Beck, R ERA: 6.43	(8, 1) 1.0 3 0 0 0 0 0 0 0 0 0 0 7 8 0.00 0.000																
Jay Witasick, R ERA: 3.23	(9, 1) 1.0 5 1 0 0 2 1 0 0 0 0 0 10 19 0.00 2.000																

AB	31
R	1
H	5
RBI	1
BB	2
SO	11
LOB	15



Batter	1	2	3	4	5	6	7	8	9	AB	R	H	RBI	BB	SO	LOB	BOTTOM
Sean Burroughs, L OBP: 0.345, SLG: 0.364	(1, 5) E7									3	2	0	1	1	0	1	Pittsburgh Pirates @ San Diego Padres PETCO Park, San Diego, CA Fri Aug 06 2004, 10:05 PM EDT Att: 40,026 - Sunny - 69 F
Rich Aurilia, R OBP: 0.311, SLG: 0.349	(7, 5) CS									1	1	1	0	0	0	0	
Mark Loretta, R OBP: 0.386, SLG: 0.499	(1, 4) HR									4	2	3	5	0	0	0	
24 Brian Giles, L OBP: 0.374, SLG: 0.453	(1, 9) G4-3									3	1	0	0	1	0	1	
Brian Buchanan, R OBP: 0.295, SLG: 0.358	(7, 9) F8									1	0	0	0	0	0	0	
Phil Nevin, R OBP: 0.387, SLG: 0.499	(1, 3) K									4	0	1	3	0	1	0	
Dave Hansen, L OBP: 0.392, SLG: 0.398	(7, 3) K									1	0	0	0	0	0	0	
Ryan Klesko, L OBP: 0.359, SLG: 0.406										5	1	2	0	0	0	1	
Terrence Long, L OBP: 0.336, SLG: 0.415										3	2	1	0	1	0	1	
Ramon Hernandez, R OBP: 0.337, SLG: 0.426										4	1	1	0	0	0	3	
Rod Beck, R OBP: 0.337, SLG: 0.426										0	0	0	0	0	0	0	
Jay Witasick, R ERA: 3.23										0	0	0	0	0	0	0	
3 Khalil Greene, R OBP: 0.345, SLG: 0.397										2	2	1	1	2	0	0	
44 Jake Peavy, R OBP: 0.263, SLG: 0.229										2	1	1	2	1	1	0	
Miguel Ojeda, R OBP: 0.283, SLG: 0.360										1	0	0	0	0	0	1	
<b>Inning Stats</b>	R: 1 H: 1 E: 1 K: 1 S: 10	H: 4 R: 5 ER: 1 LOB: 1 BB: 1 P: 36	R: 0 H: 1 ER: 0 LOB: 1 BB: 0 P: 12	R: 0 H: 0 ER: 0 LOB: 0 BB: 0 P: 14	R: 0 H: 0 ER: 0 LOB: 0 BB: 0 P: 8	R: 6 H: 3 ER: 0 LOB: 1 BB: 4 P: 39	R: 0 H: 0 ER: 0 LOB: 1 BB: 1 P: 13	R: 2 H: 2 ER: 0 LOB: 0 BB: 0 P: 13	1B: 6 2B: 3 3B: 0 HR: 2	SF: 1 SAC: 0 DP: 0 HBP: 0	WP: 0 PA: 41 PB: 0 SB: 0 CS: 1						
<b>PITCHER</b>	IP WLS BF H R ER SO BB IBB HBP BLK WP HR S P ERA WHIP																
Ryan Vogelsong, R ERA: 6.83	(1, 1) 1.1 L 9 4 5 0 1 0 0 0 0 0 0 26 39 0.00 0.750																
Dave Williams, L ERA: 1.93	(2, 1) 2.2 10 2 0 0 1 0 0 0 0 0 0 26 39 0.00 0.750																
Willis Roberts, R ERA: 6.75	(5, 1) 1.2 12 3 6 6 0 4 0 0 0 0 0 17 45 32.40 4.200																
Brian Meadows, R ERA: 2.91	(6, 1) 1.1 5 0 0 0 0 1 0 0 0 0 0 8 15 0.00 0.750																
16 Salomon Torres, R ERA: 3.05	(8, 1) 1.0 5 2 2 2 0 0 0 0 0 0 1 8 13 18.00 2.000																

AB	34
R	13
H	11
RBI	12
BB	6
SO	2
LOB	8





Batter	1	2	3	4	5	6	7	8	9	AB	R	H	RBI	BB	SO	LOB	TOP					
18 Jason Kendall, R OBP: 0.397, SLG: 0.380										4	1	2	0	1	0	1	<b>Pittsburgh Pirates @ San Diego Padres</b> PETCO Park, San Diego, CA Sat Aug 07 2004, 10:05 PM EDT Att: 40,681 - Sunny - 70 F					
2 Jack Wilson, R OBP: 0.340, SLG: 0.480										5	0	2	0	0	0	2						
Jason Bay, R OBP: 0.365, SLG: 0.575										4	0	0	0	1	2	5						
Craig Wilson, R OBP: 0.361, SLG: 0.503										4	2	2	1	0	2	2						
Ty Wigginton, R OBP: 0.322, SLG: 0.467										4	0	1	1	0	1	1						
Tike Redman, L OBP: 0.298, SLG: 0.364										3	0	1	0	1	1	1						
19 José Bautista, R OBP: 0.288, SLG: 0.259										3	0	2	0	0	0	0						
Rob Mackowiak, L OBP: 0.328, SLG: 0.462										1	0	0	1	0	0	1						
Jose Castillo, R OBP: 0.276, SLG: 0.306										4	0	0	0	0	1	4						
Kip Wells, R OBP: 0.250, SLG: 0.317										4	0	2	0	0	1	2						
Jose Mesa, R (9, 1)										0	0	0	0	0	0	0						
<b>Inning Stats</b>	R: 2 H: 3 E: 0 K: 2 S: 14	H: 3 LOB: 1 BB: 0 P: 16	R: 0 H: 1 E: 0 K: 0 S: 8	H: 1 LOB: 0 BB: 10	R: 0 H: 1 E: 0 K: 1 S: 11	H: 1 LOB: 2 BB: 1 P: 18	R: 0 H: 1 E: 0 K: 1 S: 8	H: 1 LOB: 1 BB: 1 P: 15	R: 0 H: 2 E: 0 K: 0 S: 11	H: 2 LOB: 1 BB: 0 P: 13	R: 0 H: 0 E: 0 K: 1 S: 8	H: 0 LOB: 0 BB: 0 P: 12	R: 0 H: 2 E: 0 K: 0 S: 19	H: 2 LOB: 3 BB: 1 P: 26	R: 1 H: 2 E: 0 K: 2 S: 19	H: 2 LOB: 2 BB: 0 P: 27	R: 0 H: 0 E: 0 K: 1 S: 6	H: 0 LOB: 0 BB: 0 P: 9	1B: 7 2B: 8 3B: 0 HR: 0	SF: 0 SAC: 0 DP: 3 HBP: 0	WP: 0 PB: 0 SB: 0 CS: 1	PA: 39
<b>PITCHER</b>	IP WLS BF H R ER SO BB IBB HBP BLK WP HR S P ERA WHIP																					
David Wells, L ERA: 3.52	(1, 1) 7.0 L 30 10 2 2 5 3 0 0 0 0 0 0 79 110 2.57 1.857																					
Blaine Neal, R ERA: 1.89	(8, 1) 1.0 6 2 1 1 2 0 0 0 0 0 0 0 19 27 9.00 2.000																					
Ricky Stone, R ERA: 4.7	(9, 1) 1.0 3 0 0 0 1 0 0 0 0 0 0 0 6 9 0.00 0.000																					

Batter	1	2	3	4	5	6	7	8	9	AB	R	H	RBI	BB	SO	LOB	BOTTOM			
Sean Burroughs, L OBP: 0.342, SLG: 0.360										4	0	0	1	0	1	2	<b>Pittsburgh Pirates @ San Diego Padres</b> PETCO Park, San Diego, CA Sat Aug 07 2004, 10:05 PM EDT Att: 40,681 - Sunny - 70 F			
Mark Loretta, R OBP: 0.382, SLG: 0.494										4	0	0	0	0	1	4				
24 Brian Giles, L OBP: 0.373, SLG: 0.451										4	0	1	0	0	0	0				
Phil Nevin, R OBP: 0.385, SLG: 0.496										4	0	1	0	0	1	1				
Ryan Klesko, L OBP: 0.358, SLG: 0.401										3	0	0	0	1	1	0				
Terrence Long, L OBP: 0.335, SLG: 0.417										4	1	1	0	0	0	2				
Ramon Hernandez, R OBP: 0.332, SLG: 0.418										4	0	0	0	0	1	3				
3 Khalil Greene, R OBP: 0.345, SLG: 0.395										2	0	0	0	1	1	0				
David Wells, L OBP: 0.139, SLG: 0.088										2	0	1	0	0	0	0				
Blaine Neal, L OBP: 0.388, SLG: 0.393										0	0	0	0	0	0	0				
Dave Hansen, L OBP: 0.388, SLG: 0.393										1	0	0	0	0	0	0				
Ricky Stone, R (9, 1)										0	0	0	0	0	0	0				
<b>Inning Stats</b>	R: 0 H: 1 E: 0 K: 0 S: 7	H: 0 LOB: 0 BB: 0 P: 11	R: 0 H: 0 E: 0 K: 0 S: 9	H: 0 LOB: 0 BB: 0	R: 0 H: 0 E: 0 K: 1 S: 9	H: 0 LOB: 0 BB: 0 P: 14	R: 0 H: 0 E: 0 K: 1 S: 8	H: 0 LOB: 0 BB: 0 P: 10	R: 0 H: 0 E: 0 K: 1 S: 8	H: 0 LOB: 0 BB: 0 P: 11	R: 0 H: 0 E: 0 K: 2 S: 7	H: 0 LOB: 0 BB: 0 P: 8	R: 0 H: 1 E: 0 K: 1 S: 14	H: 1 LOB: 2 BB: 1 P: 20	R: 0 H: 1 E: 0 K: 1 S: 6	H: 1 LOB: 2 BB: 1 P: 20	1B: 3 2B: 1 3B: 0 HR: 0	SF: 0 SAC: 0 DP: 1 HBP: 0	WP: 0 PB: 0 SB: 0 CS: 0	PA: 34
<b>PITCHER</b>	IP WLS BF H R ER SO BB IBB HBP BLK WP HR S P ERA WHIP																			
Kip Wells, R ERA: 4.24	(1, 1) 8.1 W 32 4 1 1 5 2 0 0 0 0 0 0 79 118 1.08 0.720																			
Jose Mesa, R ERA: 2.25	(9, 1) 0.2 S 2 0 0 0 1 0 0 0 0 0 0 0 6 6 0.00 0.000																			



Batter	1	2	3	4	5	6	7	8	9	AB	R	H	RBI	BB	SO	LOB	TOP								
<b>Tike Redman, L</b> OBP: 0.299, SLG: 0.365 (1, 8)	1-1 2B HBP 1B	2-0 2 1-2 1B			0-1 G6-3	2-2 P5		1-0 G1-3		5	1	2	0	0	0	2									
<b>2 Jack Wilson, R</b> OBP: 0.341, SLG: 0.485 (1, 6)	0-1 HBP 1-3 2B	1-1 FC3-6-5-2 1-2 2-H			1-0 3B	2-3 K			1-2 G6-3	5	0	2	0	0	1	4									
<b>Ty Wigginton, R</b> OBP: 0.321, SLG: 0.463 (1, 5)	3-2 P3		2-2 G4-3		0-0 G5-3		0-0 P6		1-2 2B 1B	5	1	1	0	0	0	3									
<b>Rob Mackowiak, L</b> OBP: 0.332, SLG: 0.460 (1, 9)	4-0 HBP IBB		2-3 K		4-2 FC5-4 BB		0-1 1B		1-3 K	3	0	1	0	2	2	1									
<b>Craig Wilson, R</b> OBP: 0.363, SLG: 0.504 <b>Jose Mesa, R</b> (9, 1)	1-0 HBP		1-1 G5-3		0-1 FC5-4 1-2		4-1 BB		0-1 2B	3	0	1	2	1	0	2									
<b>Randall Simon, L</b> OBP: 0.260, SLG: 0.280 (1, 3)	0-3 K			0-1 G6-3		0-1 HR		1-3 K	2-1 G1-3	5	1	1	1	0	2	6									
<b>Bobby Hill, S</b> OBP: 0.354, SLG: 0.354 <b>Jose Castillo, R</b> OBP: 0.276, SLG: 0.306 (7, 4)	0-1 G1-3			0-0 G1-3		1-2 SH5-4 1B		0-0 F9		4	0	1	0	0	0	5									
<b>11 Humberto Cota, R</b> OBP: 0.351, SLG: 0.636 (1, 2)		2-2 G5-3		2-2 HR		1-1 SH5-4 1B		2-3 K		4	1	2	1	0	1	0									
<b>Oliver Pérez, L</b> OBP: 0.244, SLG: 0.205 <b>16 Salomon Torres, R</b> (7, 1)	0-1 K		0-1 F8		0-1 SH5-4		1-3 K			2	0	1	0	0	0	0									
<b>Michael Gonzalez, R</b> OBP: 0.303, SLG: 2.000 <b>Brian Meadows, R</b> (8, 1)	2 1B				1-2 2-3					1	0	0	0	0	0	0									
<b>Jason Bay, R</b> OBP: 0.365, SLG: 0.575 (9, 7)	1B									0	0	0	0	0	0	0									
<b>Inning Stats</b>	R: 1 E: 0 K: 1 S: 15	H: 2 LOB: 3 BB: 1 P: 24	R: 0 E: 0 K: 0 S: 11	H: 2 LOB: 1 BB: 0 P: 16	R: 0 E: 0 K: 1 S: 8	H: 0 LOB: 0 BB: 0 P: 13	R: 1 E: 0 K: 0 S: 8	H: 1 LOB: 0 BB: 0 P: 10	R: 0 E: 0 K: 0 S: 10	H: 1 LOB: 2 BB: 0 P: 15	R: 1 E: 0 K: 1 S: 19	H: 3 LOB: 2 BB: 0 P: 26	R: 0 E: 0 K: 1 S: 9	H: 1 LOB: 2 BB: 1 P: 13	R: 0 E: 0 K: 2 S: 8	H: 0 LOB: 1 BB: 0 P: 12	R: 1 E: 0 K: 1 S: 13	H: 2 LOB: 1 BB: 0 P: 18	1B: 7 2B: 3 3B: 1 HR: 2	SF: 0 SAC: 1 DP: 1 HBP: 1	WP: 0 PB: 0 SB: 1 CS: 0	PA: 42			
<b>PITCHER</b>	IP	WLS	BF	H	R	ER	SO	BB	IBB	HBP	BLK	WP	HR	S	P	ERA	WHIP								
<b>Brian Lawrence, R</b> ERA: 3.79 (1, 1)	5.0	L	26	9	3	3	2	1	1	1	0	0	2	61	89	5.40	2.000								
<b>Scott Linebrink, R</b> ERA: 1.79 (6, 1)	2.0		8	1	0	0	2	1	0	0	0	0	0	19	28	0.00	1.000								
<b>Akinori Otsuka, R</b> ERA: 2.14 (8, 1)	2.0		8	2	1	1	3	0	0	0	0	0	0	21	30	4.50	1.000								

Pittsburgh Pirates @ San Diego Padres  
PETCO Park, San Diego, CA  
Sun Aug 08 2004, 4:05 PM EDT  
Att: 39,742 - Sunny - 73 F

AB 37  
R 4  
H 12  
RBI 4  
BB 3  
SO 7  
LOB 23



Batter	1	2	3	4	5	6	7	8	9	AB	R	H	RBI	BB	SO	LOB	BOTTOM								
<b>3 Khalil Greene, R</b> OBP: 0.343, SLG: 0.392 (1, 6)	1-0 FC6-4 1B		1-0 P4		1-1 P6		0-0 P4		1-2 F9	5	0	1	0	0	0	5									
<b>Mark Loretta, R</b> OBP: 0.383, SLG: 0.500 (1, 4)	0-2 F8		3-1 1-H HR		4-1 1-2 BB			1-2 G5-3		3	1	1	2	1	0	1									
<b>24 Brian Giles, L</b> OBP: 0.372, SLG: 0.448 (1, 9)	3-3 K		4-2 BB		2-3 K			2-2 G4-3		3	0	0	0	1	2	3									
<b>Phil Nevin, R</b> OBP: 0.384, SLG: 0.496 (1, 3)	0-0 FC6-4 1-2		3-3 K			2-3 K		1-2 2B		4	0	1	0	0	2	2									
<b>Rich Aurilia, R</b> OBP: 0.314, SLG: 0.356 (1, 5)		1-2 F8		2-0 F9-2 3B		4-1 G6-4-3 BB		1-0 F8		3	0	1	0	1	0	1									
<b>Brian Buchanan, R</b> OBP: 0.281, SLG: 0.339 <b>Sean Burroughs, L</b> OBP: 0.341, SLG: 0.359 (9, PH)	1-3 K		0-0 F9-2		0-0 F9-2		1-0 G6-4-3		0-2 F9	3	0	0	0	0	1	2									
<b>Jay Payton, R</b> OBP: 0.303, SLG: 0.327 <b>Dave Hansen, L</b> OBP: 0.385, SLG: 0.388 (9, PH)	1-1 L4			3-H 2-0 G6-3			2-1 G3-1		3-1 F8	3	0	0	0	0	0	0									
<b>Miguel Ojeda, R</b> OBP: 0.303, SLG: 0.375 (1, 2)			0-1 FC3-6 1B		1-0 BB 1B		4-2 G4-3 BB		3-2 1B 1B	3	0	3	0	1	0	0									
<b>Brian Lawrence, R</b> OBP: 0.119, SLG: 0.143 <b>Scott Linebrink, R</b> (7, PH)	1-1 FC3-6		1-1 K		2-3 K		3-2 G4-3		0-0 1B	2	1	0	0	0	1	2									
<b>Ramon Hernandez, R</b> OBP: 0.303, SLG: 0.418 <b>Ryan Klesko, R</b> OBP: 0.303, SLG: 0.418 <b>Akinori Otsuka, R</b> OBP: 0.337, SLG: 0.418 (9, PH)	1-2 HR									1	0	0	0	0	0	0									
<b>Inning Stats</b>	R: 0 E: 0 K: 1 S: 10	H: 1 LOB: 1 BB: 0 P: 14	R: 0 E: 0 K: 1 S: 9	H: 0 LOB: 0 BB: 0 P: 12	R: 2 E: 0 K: 1 S: 16	H: 2 LOB: 1 BB: 1 P: 28	R: 0 E: 0 K: 0 S: 3	H: 1 LOB: 0 BB: 0 P: 7	R: 0 E: 0 K: 2 S: 11	H: 1 LOB: 2 BB: 1 P: 21	R: 0 E: 0 K: 1 S: 5	H: 0 LOB: 0 BB: 1 P: 12	R: 0 E: 0 K: 0 S: 8	H: 0 LOB: 1 BB: 1 P: 17	R: 0 E: 0 K: 0 S: 10	H: 1 LOB: 1 BB: 0 P: 15	R: 0 E: 0 K: 0 S: 18	H: 2 LOB: 2 BB: 0 P: 25	1B: 5 2B: 2 3B: 1 HR: 1	SF: 0 SAC: 0 DP: 2 HBP: 0	WP: 0 PB: 0 SB: 0 CS: 0	PA: 37			
<b>PITCHER</b>	IP	WLS	BF	H	R	ER	SO	BB	IBB	HBP	BLK	WP	HR	S	P	ERA	WHIP								
<b>Oliver Pérez, L</b> ERA: 3.12 (7, 1)	6.1	W	26	5	2	2	6	4	0	0	0	0	0	7	11	0.00	0.000								
<b>16 Salomon Torres, R</b> ERA: 3.0 (8, 1)	1.0	H	3	0	0	0	0	0	0	0	0	0	0	3	5	0.00	0.000								
<b>Michael Gonzalez, L</b> ERA: 0.73 (8, 1)	0.1	H	1	0	0	0	0	0	0	0	0	0	0	4	6	0.00	3.000								
<b>Brian Meadows, R</b> ERA: 2.89 <b>Jose Mesa, R</b> ERA: 2.2 (9, 1)	1.0	S	5	2	0	0	0	0	0	0	0	0	0	18	25	0.00	2.000								

Pittsburgh Pirates @ San Diego Padres  
PETCO Park, San Diego, CA  
Sun Aug 08 2004, 4:05 PM EDT  
Att: 39,742 - Sunny - 73 F

AB 33  
R 2  
H 8  
RBI 2  
BB 4  
SO 6  
LOB 17





Batter	1	2	3	4	5	6	7	8	9	AB	R	H	RBI	BB	SO	LOB	TOP		
Ray Durham, S OBP: 0.391, SLG: 0.463	L3			SF7 1B IBB		L3	G3			4	0	1	0	1	0	1	<b>San Francisco Giants @ Pittsburgh Pirates</b> PNC Park, Pittsburgh, PA Tue Aug 10 2004, 7:05 PM EDT Att: 24,930 - Cloudy - 73 F		
J.T. Snow, L OBP: 0.399, SLG: 0.470	G3	G4-3						F7		4	0	1	1	1	0	2			
Edgardo Alfonso, R OBP: 0.334, SLG: 0.391				SF7 1B		G1-3		F9		4	0	2	1	0	0	1			
Barry Bonds, L OBP: 0.600, SLG: 0.771										3	1	1	1	2	1	2			
A.J. Pierzynski, L OBP: 0.341, SLG: 0.449	F9		G4-6-3 1B		P6				G6-3	5	1	1	1	0	0	4			
Marquis Grissom, R OBP: 0.311, SLG: 0.438		G6-3	K		G6-3				L8	5	1	1	0	0	1	1			
Michael Tucker, L OBP: 0.380, SLG: 0.473				1B 1B						4	3	4	2	1	0	0			
Deivi Cruz, R OBP: 0.332, SLG: 0.454										4	1	2	0	0	1	3			
Cody Ransom, R OBP: 0.244, SLG: 0.243										0	0	0	0	0	0	0			
Pedro Feliz, R OBP: 0.292, SLG: 0.460				1B SH1-4					G5-3	0	0	0	0	0	0	0			
Matt Herges, L OBP: 0.278, SLG: 0.297										0	0	0	0	0	0	0			
Brett Tomko, R OBP: 0.167, SLG: 0.171										2	0	0	0	0	1	1			
Ricky Ledee, L OBP: 0.353, SLG: 0.460										1	0	0	1	0	0	1			
Jim Brower, R OBP: 0.697, SLG: 0.500										0	0	0	0	0	0	0			
Jason Christiansen, R OBP: 0.278, SLG: 0.297										0	0	0	0	0	0	0			
Neifi Perez, S OBP: 0.278, SLG: 0.297										0	0	0	0	0	0	0			
<b>Inning Stats</b>	R: 0 E: 0 K: 0 S: 11	H: 1 LOB: 2 BB: 1 P: 20	R: 1 E: 0 K: 1 S: 13	H: 3 LOB: 2 BB: 0 P: 16	R: 0 E: 0 K: 1 S: 12	H: 1 LOB: 1 BB: 1 P: 19	R: 2 E: 0 K: 0 S: 13	H: 3 LOB: 2 BB: 1 P: 25	R: 0 E: 0 K: 0 S: 6	H: 0 LOB: 1 BB: 1 P: 12	R: 3 E: 0 K: 1 S: 16	H: 4 LOB: 1 BB: 0 P: 27	R: 0 E: 0 K: 1 S: 6	H: 0 LOB: 0 BB: 0 P: 9	R: 1 E: 0 K: 0 S: 10	H: 1 LOB: 0 BB: 0 P: 15	1B: 6 2B: 3 3B: 0 HR: 4	SF: 1 SAC: 1 DP: 1 HBP: 0	WP: 0 PA: 44 PB: 0 SB: 0 CS: 0
<b>PITCHER</b>	IP WLS BF H R ER SO BB IBB HBP BLK WP HR S P ERA WHIP																		
Josh Fogg, R ERA: 5.42	6.0		30	8	3	3	2	4	1	0	0	0	0	0	2	8	13	∞	∞
34 John Grabow, L ERA: 5.09	0.0	B	4	4	3	3	0	0	0	0	0	0	0	0	0	8	14	0.00	0.000
16 Salomon Torres, R ERA: 2.95	1.0		3	0	0	0	1	0	0	0	0	0	0	0	0	6	9	0.00	0.000
Dave Williams, L ERA: 1.59	1.0	W	4	1	1	1	0	0	0	0	0	0	0	0	1	10	15	9.00	1.000

Batter	1	2	3	4	5	6	7	8	9	AB	R	H	RBI	BB	SO	LOB	BOTTOM				
18 Jason Kendall, R OBP: 0.382, SLG: 0.375	L7		F9				G1-3		F9	5	0	0	0	0	0	1	<b>San Francisco Giants @ Pittsburgh Pirates</b> PNC Park, Pittsburgh, PA Tue Aug 10 2004, 7:05 PM EDT Att: 24,930 - Cloudy - 73 F				
2 Jack Wilson, R OBP: 0.341, SLG: 0.489	F8			F8						5	1	2	1	0	0	0					
Rob Mackowiak, L OBP: 0.335, SLG: 0.461										4	2	2	1	1	0	1					
Craig Wilson, R OBP: 0.362, SLG: 0.509										4	2	1	1	0	0	2					
Jason Bay, R OBP: 0.363, SLG: 0.578										4	0	1	1	0	2	2					
Tike Redman, L OBP: 0.301, SLG: 0.367										3	1	1	2	1	0	0					
Ty Wigginton, R OBP: 0.318, SLG: 0.459										3	0	0	0	0	2	2					
Dave Williams, L OBP: 0.368, SLG: 0.647										0	0	0	0	0	0	0					
11 Humberto Cota, R OBP: 0.368, SLG: 0.647										1	0	1	1	0	0	0					
Jose Mesa, R OBP: 0.361, SLG: 0.351										0	0	0	0	0	0	0					
Jose Castillo, R OBP: 0.280, SLG: 0.318										4	2	2	0	0	0	1					
Josh Fogg, R OBP: 0.091, SLG: 0.091										1	0	0	1	0	0	0					
34 John Grabow, L ERA: 3.99										0	0	0	0	0	0	0					
16 Salomon Torres, R ERA: 4.18										0	0	0	0	0	0	0					
Bobby Hill, S OBP: 0.361, SLG: 0.351										2	0	0	0	0	0	0					
<b>Inning Stats</b>	R: 0 E: 0 K: 0 S: 8	H: 0 LOB: 0 BB: 0 P: 12	R: 0 E: 0 K: 0 S: 8	H: 0 LOB: 0 BB: 0 P: 10	R: 1 E: 0 K: 0 S: 10	H: 1 LOB: 0 BB: 0 P: 14	R: 1 E: 0 K: 1 S: 16	H: 1 LOB: 2 BB: 2 P: 30	R: 1 E: 0 K: 2 S: 11	H: 2 LOB: 1 BB: 0 P: 20	R: 1 E: 0 K: 0 S: 8	H: 1 LOB: 0 BB: 0 P: 17	R: 0 E: 0 K: 0 S: 8	H: 0 LOB: 0 BB: 0 P: 11	R: 3 E: 1 K: 1 S: 18	H: 3 LOB: 1 BB: 0 P: 27	R: 1 E: 0 K: 0 S: 8	H: 2 LOB: 1 BB: 0 P: 14	1B: 5 2B: 1 3B: 3 HR: 1	SF: 0 SAC: 1 DP: 0 HBP: 0	WP: 1 PA: 39 PB: 0 SB: 0 CS: 0
<b>PITCHER</b>	IP WLS BF H R ER SO BB IBB HBP BLK WP HR S P ERA WHIP																				
Brett Tomko, R ERA: 5.06	6.0		25	5	4	4	3	2	0	0	0	0	0	0	0	18	26	5.40	0.600		
Jim Brower, R ERA: 3.99	1.2	H	7	1	2	1	1	0	0	0	0	0	0	0	8	12	0.00	6.000			
Jason Christiansen, L ERA: 4.18	0.1	B	3	2	1	0	0	0	0	0	0	0	0	0	8	14	13.50	3.000			
Matt Herges, R ERA: 5.64	0.2	L	4	2	1	1	0	0	0	0	0	0	0	8	14	13.50	3.000				





Batter	1	2	3	4	5	6	7	8	9	10	11	AB	R	H	RBI	BB	SO	LOB	TOP						
Ray Durham, S OBP: 0.356, SLG: 0.474	(1,4) 2-2 1B BB	(1,1) 1-1 G6-3		(1,0) 4-0 BB		(1,3) 2-2 F7			(1,1) 2-1 HR		(1,2) 4-0 BB	4	2	2	2	2	0	1							
Dustin Mohr, R OBP: 0.402, SLG: 0.422	(1,9) 0-0 BB 1B		(1,0) 1-0 F9	(1,3) 2-3 K			(1,1) 3-3 K		(1,2) 2-1 P4		(1,2) 1-2 F7	6	1	2	0	0	2	4							
Pedro Feliz, R OBP: 0.291, SLG: 0.456 Scott Eyre, L OBP: 0.277, SLG: 0.296 Neifi Perez, S OBP: 0.133, SLG: 0.103 Dustin Hermanson, R OBP: 0.133, SLG: 0.103	(1,3) 0-0 BB 1B		(1,0) 0-0 F9		(1,2) 2-2 F8		(1,0) 1-0 F7		(1,3) 2-0 G4-3		(1,0) 1-0 L1-6	5	1	1	0	0	0	1							
Barry Bonds, L OBP: 0.600, SLG: 0.765	(1,7) 4-2 G6-4-3 BB		(1,1) 4-1 G4-6-3 IBB		(1,2) 0-0 P5		(1,1) 2-1 G3			(1,1) 4-0 1B SH1-3 IBB		2	0	0	1	3	0	0							
Edgardo Alfonzo, R OBP: 0.336, SLG: 0.391	(1,5) 0-1 G6-4-3 1B		(1,1) 0-1 G4-6-3		(1,1) 4-1 FC6-4 BB			(1,1) 0-2 G4-3		(1,0) 0-0 SH1-3		3	0	1	2	1	0	2							
Marquis Grissom, R OBP: 0.312, SLG: 0.436	(1,8) 1-0 G6-4-3		(1,1) 0-1 WP 2B 1B		(1,2) 2-2 FC6-4			(1,2) 2-0 G6-3		(1,2) 4-2 1B BB		4	1	1	0	1	0	3							
A.J. Pierzynski, L OBP: 0.339, SLG: 0.445	(1,2) 1-1 G4-3		(1,1) 2-2 F8		(1,1) 0-1 F8			(1,3) 3-1 G3		(1,0) 1-0 G4-6-3 1B		5	0	1	0	0	0	2							
Deivi Cruz, R OBP: 0.329, SLG: 0.452		(1,6) 0-0 G6-3		(1,1) 2-1 G4-3 2B		(1,2) 0-1 G4-3			(1,1) 0-1 G5-3		(1,2) 0-1 G4-6-3	5	0	1	1	0	0	3							
Kirk Rueter, L OBP: 0.220, SLG: 0.220 Cody Ransom, R OBP: 0.243, SLG: 0.243 Tyler Walker, R OBP: 0.247, SLG: 0.247 Michael Tucker, L OBP: 0.247, SLG: 0.247 Jim Brower, R OBP: 0.250, SLG: 0.250 J.T. Snow, L OBP: 0.250, SLG: 0.250	(1,1) 1-2 G6-3		(1,2) 0-0 G4-3			(1,1) 4-1 BB			(1,1) 0-1 HR 1B		(1,2) 0-2 L1-6 BB 1B	2	0	0	0	0	0	1							
<b>Inning Stats</b>	R: 3 E: 0 K: 0 S: 13	H: 4 LOB: 1 BB: 1 P: 21	R: 0 E: 0 K: 0 S: 7	H: 0 LOB: 0 BB: 0 P: 9	R: 0 E: 0 K: 0 S: 5	H: 1 LOB: 1 BB: 1 P: 10	R: 1 E: 0 K: 1 S: 11	H: 2 LOB: 2 BB: 1 P: 21	R: 0 E: 0 K: 0 S: 8	H: 0 LOB: 1 BB: 1 P: 16	R: 0 E: 0 K: 0 S: 9	H: 0 LOB: 0 BB: 0 P: 15	R: 0 E: 0 K: 0 S: 6	H: 0 LOB: 0 BB: 0 P: 11	R: 2 E: 0 K: 0 S: 9	H: 2 LOB: 0 BB: 0 P: 15	R: 0 E: 0 K: 0 S: 6	H: 1 LOB: 2 BB: 2 P: 15	R: 0 E: 0 K: 0 S: 7	H: 1 LOB: 1 BB: 1 P: 13	1B: 8 2B: 3 3B: 0 HR: 1	SF: 0 SAC: 1 DP: 4 HBP: 0	WP: 1 PB: 0 SB: 0 CS: 0	PA: 48	
<b>PITCHER</b>	IP 5.2	WLS 27	BF 27	H 7	R 4	ER 4	SO 1	BB 4	IBB 0	HBP 0	BLK 0	WP 0	HR 0	S 49	P 86	ERA 6.35	WHIP 1.941								
18 Sean Burnett, L ERA: 4.31	(1,1)																								
Brian Meadows, R ERA: 3.97	(6,1)	0.1	H	1	0	0	0	0	0	0	0	0	0	4	6	0.00	0.000								
Michael Gonzalez, L ERA: 0.74	(7,1)	1.0	H	3	0	0	0	1	0	0	0	0	0	6	12	0.00	0.000								
16 Salomon Torres, R ERA: 2.9	(8,1)	1.0	H	3	0	0	0	0	0	0	0	0	0	6	11	0.00	0.000								
Jose Mesa, R ERA: 2.5	(9,1)	2.0	B	10	3	2	2	0	1	1	0	0	0	1	15	9.00	2.000								

San Francisco Giants @ Pittsburgh Pirates  
PNC Park, Pittsburgh, PA  
Wed Aug 11 2004, 7:05 PM EDT  
Att: 25,814 - Unknown - 73 F

livebaseballscores.com

AB 39  
R 6  
H 11  
RBI 6  
BB 8  
SO 2  
LOB 19

GIANTS

Batter	1	2	3	4	5	6	7	8	9	10	11	AB	R	H	RBI	BB	SO	LOB	BOTTOM					
18 Jason Kendall, R OBP: 0.388, SLG: 0.381	(1,2) 2-2 HR 1B		(1,2) 3-2 F7	(1,1) 2-1 1B		(1,1) 4-0 BB		(1,1) 2-1 2B		(1,1) 4-1 BB		4	1	3	0	2	0	0						
2 Jack Wilson, R OBP: 0.341, SLG: 0.490	(1,6) 4-0 HR BB		(1,1) 0-1 1B	(1,1) 0-1 B5-3		(1,1) 1-3 K		(1,1) 0-2 L8		(1,1) 0-2 F9		5	2	1	0	1	1	6						
Jason Bay, R OBP: 0.370, SLG: 0.593	(1,7) 0-0 HR		(1,1) 3-0 FC6-4 1B		(1,1) 0-1 F8	(1,1) 0-3 K			(1,1) 1-2 BB 1B		(1,1) 3-2 HR 1B	6	2	4	4	0	1	3						
Craig Wilson, R OBP: 0.360, SLG: 0.511	(1,3) 0-0 G5-3		(1,1) 0-1 F8		(1,1) 0-1 P3		(1,1) 1-1 G6-3		(1,1) 1-3 K		(1,1) 1-0 HR	6	1	1	2	0	1	2						
Ty Wigington, R OBP: 0.322, SLG: 0.456	(1,5) 2-2 L5		(1,1) 0-0 FC6-4		(1,1) 4-2 FC6-4 BB		(1,1) 4-2 BB		(1,1) 4-2 E2 G5-3 BB			2	0	0	0	3	0	1						
Tike Redman, L OBP: 0.360, SLG: 0.365	(1,8) 1-0 G1-3		(1,1) 0-2 HR 1B		(1,1) 1-2 FC6-4		(1,1) 1-0 L9		(1,1) 0-1 G5-3		(1,1) 1-2 G5-3	5	1	1	0	0	4							
19 José Bautista, R OBP: 0.279, SLG: 0.250 Rob Mackowiak, L OBP: 0.333, SLG: 0.458	(1,9) 1-1 G4-3		(1,1) 0-0 SH1-3		(1,1) 2-3 K		(1,1) 2-0 G4-3		(1,1) 0-1 F7			2	0	0	0	1	0							
Jose Castillo, R OBP: 0.282, SLG: 0.332	(1,4) 1-1 G1-3		(1,1) 0-0 HR		(1,1) 2-2 BB 1B		(1,1) 0-1 G6-3		(1,1) 0-1 G1-3			5	1	2	2	0	0	0						
18 Sean Burnett, L ERA: 4.31 Brian Meadows, R ERA: 3.97 Michael Gonzalez, L ERA: 0.74 16 Salomon Torres, R ERA: 2.9 Jose Mesa, R ERA: 2.5	(1,1) 2-2 G3-1		(1,1) 0-0 G1-3		(1,1) 4-2 BB 1B		(1,1) 1-1 G3		(1,1) 2-2 G5-3			2	0	0	0	0	0	0						
<b>Inning Stats</b>	R: 3 E: 0 K: 0 S: 11	H: 2 LOB: 0 BB: 1 P: 20	R: 0 E: 0 K: 0 S: 8	H: 0 LOB: 0 BB: 0 P: 12	R: 1 E: 0 K: 0 S: 10	H: 2 LOB: 1 BB: 0 P: 16	R: 2 E: 0 K: 0 S: 10	H: 3 LOB: 1 BB: 0 P: 12	R: 0 E: 0 K: 3 S: 14	H: 1 LOB: 3 BB: 2 P: 27	R: 0 E: 0 K: 0 S: 8	H: 0 LOB: 1 BB: 1 P: 16	R: 0 E: 0 K: 0 S: 10	H: 1 LOB: 1 BB: 0 P: 13	R: 0 E: 1 K: 1 S: 12	H: 1 LOB: 2 BB: 1 P: 18	R: 0 E: 0 K: 0 S: 9	H: 0 LOB: 1 BB: 1 P: 15	R: 2 E: 0 K: 0 S: 4	H: 2 LOB: 0 BB: 0 P: 8	1B: 7 2B: 1 3B: 1 HR: 3	SF: 0 SAC: 1 DP: 0 HBP: 0	WP: 0 PB: 0 SB: 0 CS: 0	PA: 49
<b>PITCHER</b>	IP 5.0	WLS 24	BF 24	H 7	R 6	ER 6	SO 0	BB 2	IBB 0	HBP 0	BLK 0	WP 0	HR 2	S 48	P 74	ERA 10.80	WHIP 1.800							
Kirk Rueter, L ERA: 5.15	(1,1)																							
Tyler Walker, R ERA: 4.8	(6,1)	3.0	14	2	0	0	3	2	0	0	0	0	0	32	56	0.00	1.667							
Jim Brower, R ERA: 3.97	(9,1)	0.1	3	1	0	0	1	1	0	0	0	0	0	8	14	0.00	6.000							
Scott Eyre, L ERA: 4.55	(9,1)	1.2	6	0	0	0	0	1	0	0	0	0	0	13	19	0.00	0.600							
Dustin Hermanson, R ERA: 4.6	(11,1)	0.0	L	2	2	2	2	0	0	0	0	0	0	1	4	8	8	8						

San Francisco Giants @ Pittsburgh Pirates  
PNC Park, Pittsburgh, PA  
Wed Aug 11 2004, 7:05 PM EDT  
Att: 25,814 - Unknown - 73 F

livebaseballscores.com

AB 41  
R 8  
H 12  
RBI 8  
BB 7  
SO 4  
LOB 19

P



Batter	1	2	3	4	5	6	7	8	9	AB	R	H	RBI	BB	SO	LOB	TOP					
Ray Durham, S OBP: 0.391, SLG: 0.466 (1, 4)	G6-3	L7		FC4-2 1B		G4-3		G1-3		5	1	0	0	0	0	4	<b>San Francisco Giants @ Pittsburgh Pirates</b> PNC Park, Pittsburgh, PA Thu Aug 12 2004, 7:05 PM EDT Att: 24,446 - Overcast - 63 F					
J.T. Snow, L OBP: 0.408, SLG: 0.479 (1, 3)	2B	2B		BB			BB	BB		3	2	2	0	2	1	0						
Edgardo Alfonzo, R OBP: 0.336, SLG: 0.389 (1, 5)	F9		P6				BB	L4		4	1	1	2	1	0	2						
Barry Bonds, L OBP: 0.601, SLG: 0.767 Dustin Mohr, R OBP: 0.400, SLG: 0.420 (8, 7)	2B		BB				BB			2	1	1	1	2	0	2						
Michael Tucker, L OBP: 0.382, SLG: 0.473 (1, 9)	F7		F7				BB			1	0	0	0	0	0	0						
Ricky Ledes, L OBP: 0.382, SLG: 0.464 Marquis Grissom, R OBP: 0.313, SLG: 0.439 (7, 8)		SH2-4 2B	P6				BB			5	1	2	2	0	1	3						
Deivi Cruz, R OBP: 0.276, SLG: 0.295 Neftali Perez, S OBP: 0.276, SLG: 0.295 (7, 6)		K		FC4-2 1B		G4-3		F7		3	0	1	0	0	1	2						
Yorvit Torrealba, R OBP: 0.305, SLG: 0.398 (1, 2)		SH2-4 BB				G6-3		G5-3		3	1	1	0	1	0	1						
Jason Schmidt, R OBP: 0.184, SLG: 0.244 (1, 1)	SH2-4			G4-3		G5-3		K		3	0	0	0	0	1	3						
<b>Inning Stats</b>	R: 1 E: 0 K: 0 S: 13	H: 2 LOB: 1 BB: 0 P: 21	R: 0 E: 0 K: 1 S: 13	H: 1 LOB: 2 BB: 1 P: 21	R: 0 E: 0 K: 0 S: 6	H: 0 LOB: 2 BB: 2 P: 19	R: 2 E: 0 K: 0 S: 7	H: 3 LOB: 2 BB: 1 P: 14	R: 0 E: 0 K: 2 S: 11	H: 0 LOB: 0 BB: 0 P: 16	R: 0 E: 0 K: 0 S: 10	H: 0 LOB: 0 BB: 0 P: 14	R: 4 E: 0 K: 1 S: 18	H: 3 LOB: 1 BB: 2 P: 34	R: 0 E: 0 K: 1 S: 6	H: 0 LOB: 1 BB: 0 P: 9		R: 0 E: 0 K: 1 S: 7	H: 1 LOB: 1 BB: 0 P: 9	1B: 5 2B: 5 3B: 0 HR: 0	SF: 0 SAC: 1 DP: 0 HBP: 0	WP: 0 PB: 0 SB: 0 CS: 0
<b>PITCHER</b>	IP	WLS	BF	H	R	ER	SO	BB	IBB	HBP	BLK	WP	HR	S	P	ERA	WHIP					
Ryan Vogelsong, R ERA: 6.75 (1, 1)	5.0	L	25	6	3	3	3	4	0	0	0	0	0	50	91	5.40	2.000					
Dave Williams, L ERA: 6.75 (6, 1)	1.0		8	3	4	4	0	2	0	0	0	0	0	19	34	36.00	5.000					
Willis Roberts, R ERA: 5.4 (7, 1)	2.0		6	0	0	0	2	0	0	0	0	0	0	15	23	0.00	0.000					
Brian Meadows, R ERA: 2.82 (9, 1)	1.0		4	1	0	0	1	0	0	0	0	0	0	7	9	0.00	1.000					

AB	36
R	7
H	10
RBI	7
BB	6
SO	6
LOB	21



Batter	1	2	3	4	5	6	7	8	9	AB	R	H	RBI	BB	SO	LOB	BOTTOM					
18 Jason Kendall, R OBP: 0.386, SLG: 0.378 11 Humberto Cota, R OBP: 0.350, SLG: 0.611 (1, 2)	P2		G5-3			G5-3		FC6-4 FC5-4		3	0	0	0	0	0	0	<b>San Francisco Giants @ Pittsburgh Pirates</b> PNC Park, Pittsburgh, PA Thu Aug 12 2004, 7:05 PM EDT Att: 24,446 - Overcast - 63 F					
2 Jack Wilson, R OBP: 0.338, SLG: 0.486 Brian Meadows, R (9, 1)	F8					L5		FC5-4		4	0	0	0	0	1	1						
Rob Mackowiak, L OBP: 0.335, SLG: 0.459 (1, 9)	1B									4	0	2	0	0	1	0						
Craig Wilson, R OBP: 0.359, SLG: 0.507 (1, 3)	K									3	0	0	0	0	3	2						
Jason Bay, R OBP: 0.365, SLG: 0.583 (1, 7)										4	0	0	0	0	3	2						
Tike Redman, L OBP: 0.303, SLG: 0.366 (1, 8)	P6					G4-6-3 1B				2	0	1	0	1	0	0						
Bobby Hill, S OBP: 0.355, SLG: 0.344 (6, 4)	G4-3					G4-6-3		F8		3	0	0	0	0	3							
Abraham Nunez, S OBP: 0.288, SLG: 0.341 Dave Williams, L (6, 1)						G1-3				2	0	0	0	0	1	0						
Willis Roberts, R (7, 1)										0	0	0	0	0	0	0						
19 José Bautista, R OBP: 0.274, SLG: 0.246 Jose Castillo, R OBP: 0.282, SLG: 0.332 (8, PH)										1	0	0	0	0	1	0						
Ryan Vogelsong, R OBP: 0.318, SLG: 0.368 Ty Wigginton, R OBP: 0.323, SLG: 0.457 (6, 5)								FC6-4 1B		2	0	1	0	0	0	0						
<b>Inning Stats</b>	R: 0 E: 0 K: 1 S: 14	H: 1 LOB: 1 BB: 0 P: 24	R: 0 E: 0 K: 1 S: 7	H: 0 LOB: 0 BB: 0 P: 9	R: 0 E: 0 K: 2 S: 8	H: 0 LOB: 0 BB: 0 P: 10	R: 0 E: 0 K: 3 S: 10	H: 1 LOB: 1 BB: 0 P: 15	R: 0 E: 0 K: 0 S: 4	H: 1 LOB: 0 BB: 0 P: 5	R: 0 E: 0 K: 0 S: 8	H: 0 LOB: 0 BB: 0 P: 11	R: 0 E: 0 K: 2 S: 13	H: 0 LOB: 2 BB: 1 P: 23	R: 0 E: 0 K: 1 S: 8	H: 1 LOB: 1 BB: 0 P: 9	R: 0 E: 0 K: 1 S: 7	H: 0 LOB: 0 BB: 0 P: 14	1B: 4 2B: 0 3B: 0 HR: 0	SF: 0 SAC: 0 DP: 1 HBP: 1	WP: 0 PB: 0 SB: 1 CS: 0	PA: 32
<b>PITCHER</b>	IP	WLS	BF	H	R	ER	SO	BB	IBB	HBP	BLK	WP	HR	S	P	ERA	WHIP					
Jason Schmidt, R ERA: 2.99 (1, 1)	9.0	W	32	4	0	0	11	1	0	1	0	0	0	79	120	0.00	0.556					





Batter	1	2	3	4	5	6	7	8	9	AB	R	H	RBI	BB	SO	LOB	TOP								
Luis Gonzalez, R OBP: 0.305, SLG: 0.435	G5-3		K	HR	G6-3			P4	P6	6	1	1	3	0	1	4	<b>Colorado Rockies @ Pittsburgh Pirates</b> PNC Park, Pittsburgh, PA Fri Aug 13 2004, 7:05 PM EDT Att: 27,522 - Unknown - 65 F								
Royce Clayton, R OBP: 0.342, SLG: 0.426	2B		K	HBP	G6-3			P4		4	0	1	0	0	1	0									
17 Todd Helton, L OBP: 0.451, SLG: 0.615	K		HR	BB	G3-1			1B		4	1	2	0	1	1	1									
Vinny Castilla, R OBP: 0.338, SLG: 0.550	G5-3		HR		F7			F8		5	1	1	2	0	0	4									
Jeremy Burnitz, L OBP: 0.372, SLG: 0.622		K	P6		1B			K		4	3	1	0	1	2	0									
Preston Wilson, R OBP: 0.329, SLG: 0.415 Steve Reed, R	G6-3			P5	1B			HR		4	1	2	2	0	0	0									
5 Matt Holliday, R OBP: 0.353, SLG: 0.479	1B			HR	F7			L6		5	1	3	0	0	0	4									
JD Closser, S OBP: 0.385, SLG: 0.462	1B			P6	1B			L6		5	0	3	2	0	0	2									
Jeff Fassero, L OBP: 0.263, SLG: 0.222 Scott Dohmann, R	K			SH3-4	1B			K		3	1	1	0	0	2	2									
Jorge Piedra, L OBP: 0.286, SLG: 0.286	K			HR	1B			K		0	0	0	0	0	0	0									
<b>Inning Stats</b>	R: 0 E: 0 K: 1 S: 12	H: 1 LOB: 1 BB: 0 P: 21	R: 0 E: 0 K: 2 S: 11	H: 2 LOB: 2 BB: 0 P: 15	R: 2 E: 0 K: 2 S: 11	H: 1 LOB: 0 BB: 1 P: 18	R: 3 E: 0 K: 0 S: 15	H: 4 LOB: 2 BB: 0 P: 24	R: 1 E: 0 K: 0 S: 11	H: 3 LOB: 2 BB: 0 P: 15	R: 0 E: 0 K: 0 S: 9	H: 0 LOB: 0 BB: 0 P: 11	R: 2 E: 0 K: 2 S: 13	H: 2 LOB: 0 BB: 0 P: 19	R: 0 E: 0 K: 0 S: 7	H: 1 LOB: 1 BB: 0 P: 10	R: 1 E: 0 K: 1 S: 11	H: 1 LOB: 2 BB: 1 P: 20	1B: 10 2B: 3 3B: 0 HR: 3	SF: 0 SAC: 1 DP: 1 HBP: 2	WP: 2 PB: 2 SB: 0 CS: 0	PA: 46			
<b>PITCHER</b>	IP	WLS	BF	H	R	ER	SO	BB	IBB	HBP	BLK	WP	HR	S	P	ERA	WHIP								
Kip Wells, R ERA: 4.5	4.1	L	26	11	6	6	5	1	0	1	0	1	2	56	88	12.46	2.769								
Brian Meadows, R ERA: 3.0	2.2		10	2	2	2	2	0	0	0	0	1	1	26	35	6.75	0.750								
Willis Roberts, R ERA: 5.25	2.0		10	2	1	1	1	1	0	1	0	0	0	18	30	4.50	1.500								

Batter	1	2	3	4	5	6	7	8	9	AB	R	H	RBI	BB	SO	LOB	BOTTOM								
18 Jason Kendall, R OBP: 0.385, SLG: 0.376	BB		F7		G5-3			G1-3		3	0	0	0	1	0	0	<b>Colorado Rockies @ Pittsburgh Pirates</b> PNC Park, Pittsburgh, PA Fri Aug 13 2004, 7:05 PM EDT Att: 27,522 - Unknown - 65 F								
2 Jack Wilson, R OBP: 0.337, SLG: 0.483	G5-4-3		FC4-6		F7			G2-3		3	0	0	0	1	0	1									
Rob Mackowiak, L OBP: 0.332, SLG: 0.454	F9		FC4-6		G4-3			K		4	0	0	0	0	1	1									
Craig Wilson, R OBP: 0.360, SLG: 0.505	1B		F9		L8			FC6-4		2	1	0	0	2	0	1									
Jason Bay, R OBP: 0.370, SLG: 0.597	SF9		SF9		FC5-4			HR		3	2	2	1	0	0	1									
Tike Redman, L OBP: 0.305, SLG: 0.367	L3		L3		FC5-4			G6-4-3		4	0	2	0	0	0	2									
Ty Wigginton, R OBP: 0.322, SLG: 0.453	IBB		FC5-4		G6-4-3			F9		3	0	0	0	1	0	3									
Jose Castillo, R OBP: 0.279, SLG: 0.331 Abraham Nunez, S	SF9		SF8		F9			K		1	0	0	2	0	0	0									
Kip Wells, R OBP: 0.239, SLG: 0.302 Brian Meadows, R	L9		L9		F9			F9		2	0	0	0	0	1	3									
19 José Bautista, R OBP: 0.270, SLG: 0.241 Willis Roberts, R			K							1	0	0	0	0	0	0									
<b>Inning Stats</b>	R: 0 E: 0 K: 0 S: 5	H: 0 LOB: 0 BB: 1 P: 10	R: 1 E: 0 K: 0 S: 6	H: 1 LOB: 2 BB: 2 P: 18	R: 0 E: 0 K: 0 S: 7	H: 0 LOB: 1 BB: 1 P: 13	R: 1 E: 0 K: 1 S: 9	H: 1 LOB: 1 BB: 0 P: 12	R: 0 E: 0 K: 0 S: 6	H: 0 LOB: 0 BB: 0 P: 10	R: 1 E: 0 K: 0 S: 10	H: 2 LOB: 0 BB: 0 P: 17	R: 0 E: 0 K: 0 S: 5	H: 0 LOB: 0 BB: 0 P: 7	R: 0 E: 0 K: 1 S: 12	H: 0 LOB: 1 BB: 1 P: 19	R: 0 E: 0 K: 1 S: 7	H: 0 LOB: 0 BB: 0 P: 7	1B: 3 2B: 0 3B: 0 HR: 1	SF: 2 SAC: 0 DP: 2 HBP: 1	WP: 0 PB: 0 SB: 0 CS: 0	PA: 35			
<b>PITCHER</b>	IP	WLS	BF	H	R	ER	SO	BB	IBB	HBP	BLK	WP	HR	S	P	ERA	WHIP								
Jeff Fassero, L ERA: 5.76	7.0		28	4	3	3	1	3	1	0	0	0	0	12	19	0.00	1.000								
Scott Dohmann, R ERA: 4.09	1.0		4	0	0	0	1	1	0	0	0	0	0	7	7	0.00	0.000								
Steve Reed, R ERA: 2.63	1.0		3	0	0	0	1	0	0	0	0	0	0	7	7	0.00	0.000								









Batter	1	2	3	4	5	6	7	8	9	AB	R	H	RBI	BB	SO	LOB	TOP								
Aaron Miles, S OBP: 0.344, SLG: 0.402 (1, 4)	F7		L6			F8		B3		4	0	0	0	0	0	0	<b>Colorado Rockies @ Pittsburgh Pirates</b> PNC Park, Pittsburgh, PA Sun Aug 15 2004, 1:35 PM EDT Att: 24,862 - Sunny - 67 F								
Royce Clayton, R OBP: 0.347, SLG: 0.427 (1, 6)	K		1B			1B		K		4	0	2	0	0	2	0									
17 Todd Helton, L OBP: 0.451, SLG: 0.613 (1, 3)	F8		P6			BB		1B		3	0	1	0	1	0	1									
Vinny Castilla, R OBP: 0.337, SLG: 0.550 (1, 5)		L9		G6-3		F4		P5		4	0	0	0	0	3										
Jeremy Burnitz, L OBP: 0.371, SLG: 0.618 (7, 8)		G2-3		K					F7	3	0	0	0	1	1	0									
5 Matt Holliday, R OBP: 0.348, SLG: 0.470 (1, 7)		1B		L8		F7			K	4	0	1	0	0	1	3									
Jorge Piedra, L OBP: 0.333, SLG: 0.333 (7, PH)																									
Luis Gonzalez, R OBP: 0.299, SLG: 0.425 (7, 9)																									
Mark Sweeney, L OBP: 0.406, SLG: 0.551 (9, PH)																									
JD Closser, S OBP: 0.353, SLG: 0.412 (1, 2)																									
Joe Kennedy, R OBP: 0.226, SLG: 0.207 (1, 1)										1	0	0	0	0	1	0									
Tim Harikkala, R (4, 1)										1	0	0	0	0	1	0									
Charles Johnson, R OBP: 0.352, SLG: 0.464 (7, PH)										1	0	0	0	0	1	0									
Steve Reed, R (7, 1)										0	0	0	0	0	0	0									
40 Brian Fuentes, L (8, 1)										0	0	0	0	0	0	0									
<b>Inning Stats</b>	R: 0 E: 0 K: 1 S: 7	H: 0 LOB: 0 BB: 0 P: 11	R: 0 E: 0 K: 1 S: 12	H: 2 LOB: 2 BB: 0 P: 21	R: 0 E: 0 K: 1 S: 10	H: 1 LOB: 1 BB: 0 P: 13	R: 0 E: 0 K: 1 S: 8	H: 0 LOB: 0 BB: 0 P: 15	R: 0 E: 0 K: 1 S: 10	H: 0 LOB: 0 BB: 0 P: 12	R: 0 E: 0 K: 0 S: 11	H: 1 LOB: 3 BB: 2 P: 20	R: 0 E: 0 K: 2 S: 10	H: 0 LOB: 0 BB: 0 P: 14	R: 0 E: 0 K: 1 S: 8	H: 1 LOB: 1 BB: 0 P: 13	R: 0 E: 0 K: 1 S: 9	H: 0 LOB: 0 BB: 0 P: 13	1B: 5 2B: 0 3B: 0 HR: 0	SF: 0 SAC: 0 DP: 0 HBP: 0	WP: 0 PB: 0 SB: 0 CS: 0	PA: 34			
<b>PITCHER</b>	IP	WLS	BF	H	R	ER	SO	BB	IBB	HBP	BLK	WP	HR	S	P	ERA	WHIP								
Josh Fogg, R ERA: 5.15 (1, 1)	6.0	W	24	4	0	0	5	2	0	0	0	0	0	58	92	0.00	1.000								
Michael Gonzalez, L ERA: 0.67 (7, 1)	1.2	H	6	1	0	0	3	0	0	0	0	0	0	17	24	0.00	0.600								
16 Salomon Torres, R ERA: 2.9 (8, 1)	0.1	H	1	0	0	0	0	0	0	0	0	0	0	1	3	0.00	0.000								
Jose Mesa, R ERA: 2.55 (9, 1)	1.0	S	3	0	0	0	1	0	0	0	0	0	0	9	13	0.00	0.000								

Batter	1	2	3	4	5	6	7	8	9	AB	R	H	RBI	BB	SO	LOB	BOTTOM								
18 Jason Kendall, R OBP: 0.391, SLG: 0.375 (1, 2)	F8					G3		G6-4-3		2	0	0	0	0	1	1	<b>Colorado Rockies @ Pittsburgh Pirates</b> PNC Park, Pittsburgh, PA Sun Aug 15 2004, 1:35 PM EDT Att: 24,862 - Sunny - 67 F								
11 Humberto Cota, R OBP: 0.333, SLG: 0.579 (4, PR) (5, 2)		K								2	0	0	0	0	2										
2 Jack Wilson, R OBP: 0.339, SLG: 0.485 (1, 6)	G5-3 3B		F8	L4						4	2	2	0	0	3										
Jason Bay, R OBP: 0.369, SLG: 0.584 (1, 7)	G5-3		K							4	0	1	0	0	2	1									
Craig Wilson, R OBP: 0.366, SLG: 0.521 (1, 3)										4	0	3	2	0	0	1									
Ty Wigginton, R OBP: 0.320, SLG: 0.447 (1, 5)	G5-3									4	0	1	0	0	1	3									
Tike Redman, L OBP: 0.305, SLG: 0.365 (1, 8)										3	1	1	0	0	3										
19 José Bautista, R OBP: 0.277, SLG: 0.250 (1, 9)										2	0	1	0	0	0	1									
Rob Mackowiak, L OBP: 0.326, SLG: 0.445 (6, PH) (6, 9)										2	0	0	0	0	2										
Jose Castillo, R OBP: 0.289, SLG: 0.349 (1, 4)										3	0	1	1	1	0	2									
Josh Fogg, R ERA: 5.15 (1, 1)										1	0	0	0	0	2										
Bobby Hill, S OBP: 0.303, SLG: 0.342 (5, PH) (7, 1)										1	0	0	0	0	1	0									
Michael Gonzalez, R ERA: 2.75 (7, 1)										0	0	0	0	0	0	0									
16 Salomon Torres, R ERA: 2.9 (8, 1)										0	0	0	0	0	0	0									
Abraham Nunez, S OBP: 0.291, SLG: 0.338 (8, PH) (9, 1)										0	0	0	0	1	0	0									
Jose Mesa, R (9, 1)										0	0	0	0	0	0	0									
<b>Inning Stats</b>	R: 1 E: 0 K: 0 S: 8	H: 2 LOB: 1 BB: 0 P: 14	R: 1 E: 0 K: 1 S: 13	H: 1 LOB: 1 BB: 0 P: 20	R: 0 E: 0 K: 2 S: 11	H: 1 LOB: 1 BB: 0 P: 16	R: 0 E: 0 K: 0 S: 15	H: 2 LOB: 3 BB: 0 P: 20	R: 0 E: 0 K: 1 S: 13	H: 2 LOB: 2 BB: 0 P: 18	R: 0 E: 0 K: 1 S: 10	H: 0 LOB: 0 BB: 0 P: 14	R: 1 E: 0 K: 0 S: 8	H: 2 LOB: 1 BB: 0 P: 11	R: 0 E: 0 K: 0 S: 6	H: 0 LOB: 1 BB: 2 P: 16	1B: 7 2B: 2 3B: 1 HR: 0	SF: 0 SAC: 1 DP: 1 HBP: 2	WP: 0 PB: 1 SB: 0 CS: 0	PA: 37					
<b>PITCHER</b>	IP	WLS	BF	H	R	ER	SO	BB	IBB	HBP	BLK	WP	HR	S	P	ERA	WHIP								
Joe Kennedy, L ERA: 3.88 (1, 1)	3.2	L	19	6	2	2	3	0	0	0	0	0	0	24	34	0.00	0.857								
Tim Harikkala, R ERA: 2.75 (4, 1)	2.1		9	2	0	0	2	0	0	0	0	0	0	8	11	9.00	2.000								
Steve Reed, R ERA: 2.75 (7, 1)	1.0		5	2	1	1	0	0	0	0	0	0	0	6	16	0.00	2.000								
40 Brian Fuentes, L ERA: 4.01 (8, 1)	1.0		4	0	0	0	0	2	0	0	0	0	0	6	16	0.00	2.000								

AB 32  
R 0  
H 5  
RBI 0  
BB 2  
SO 9  
LOB 9

AB 32  
R 3  
H 10  
RBI 3  
BB 2  
SO 5  
LOB 21









Batter	1	2	3	4	5	6	7	8	9	AB	R	H	RBI	BB	SO	LOB	TOP						
18 Jason Kendall, R OBP: 0.394, SLG: 0.377	F9		FC4-6 1B	FC5-2-5-2		F7		FC1-2 BB BB		4	0	1	0	1	0	1							
2 Jack Wilson, R OBP: 0.336, SLG: 0.478	CS BB		FC4-6 1B	K		P3		P2		4	0	0	0	1	1	4							
Daryle Ward, L OBP: 0.323, SLG: 0.555	K		BB 1B			F8		FC1-2 BB		4	1	2	0	1	1	1							
Craig Wilson, R OBP: 0.367, SLG: 0.523		HR	K			1B 1B 1B		FC1-2 FC6-4		4	2	2	1	1	1	5							
Brian Meadows, R								FC6-4 1B		0	0	0	0	0	0	0							
Mark Corey, R								FC6-4 1B		0	0	0	0	0	0	0							
Jason Bay, R OBP: 0.370, SLG: 0.572	F9		FC6-4 BB			G6-4-3 1B		FC6-4 FC4-6		4	1	1	0	1	0	4							
Tike Redman, L OBP: 0.308, SLG: 0.373	G3		FC6-4			G6-4-3 1B		FC4-6		5	0	1	1	0	0	4							
Ty Wigginton, R OBP: 0.323, SLG: 0.454	HR					G6-4-3 1B		G6-3		4	2	2	2	1	0	1							
Jose Castillo, R OBP: 0.296, SLG: 0.358						G6-4-3		P5		4	1	2	1	1	0	2							
Ryan Vogelsong, R OBP: 0.280, SLG: 0.318						G6-4-3		3B 2B		3	0	0	0	0	2	3							
Rob Mackowiak, L OBP: 0.328, SLG: 0.447	K					G6-3		FC1-2 3B		1	0	1	1	0	0	0							
<b>Inning Stats</b>	R: 0 E: 0 K: 1 S: 9	H: 0 LOB: 0 BB: 1 P: 17	R: 2 E: 0 K: 1 S: 12	H: 2 LOB: 1 BB: 1 P: 25	R: 0 E: 0 K: 1 S: 12	H: 2 LOB: 3 BB: 1 P: 22	R: 1 E: 0 K: 1 S: 12	H: 1 LOB: 1 BB: 1 P: 17	R: 3 E: 0 K: 0 S: 17	H: 4 LOB: 1 BB: 1 P: 30	R: 0 E: 0 K: 0 S: 8	H: 0 LOB: 0 BB: 0 P: 11	R: 0 E: 0 K: 0 S: 7	H: 1 LOB: 1 BB: 0 P: 11	R: 1 E: 0 K: 0 S: 11	H: 2 LOB: 3 BB: 2 P: 19	R: 0 E: 0 K: 0 S: 6	H: 0 LOB: 0 BB: 0 P: 10	1B: 7 2B: 2 3B: 1 HR: 2	SF: 0 SAC: 0 DP: 1 HBP: 0	WP: 0 PB: 0 SB: 0 CS: 1	PA: 44	
<b>PITCHER</b>	IP WLS BF ERA WHIP	IP WLS BF ERA WHIP	IP WLS BF ERA WHIP	IP WLS BF ERA WHIP	IP WLS BF ERA WHIP	IP WLS BF ERA WHIP	IP WLS BF ERA WHIP	IP WLS BF ERA WHIP	IP WLS BF ERA WHIP	IP WLS BF ERA WHIP	IP WLS BF ERA WHIP	IP WLS BF ERA WHIP	IP WLS BF ERA WHIP	IP WLS BF ERA WHIP	IP WLS BF ERA WHIP	IP WLS BF ERA WHIP	IP WLS BF ERA WHIP	IP WLS BF ERA WHIP	IP WLS BF ERA WHIP	IP WLS BF ERA WHIP	IP WLS BF ERA WHIP	IP WLS BF ERA WHIP	IP WLS BF ERA WHIP
Stephen Randolph, L ERA: 4.5	3.0 L 15 6.00 2.333	4.0 R 19 9.00 2.000	4.0 L 15 6.00 2.333	4.0 R 19 9.00 2.000	4.0 L 15 6.00 2.333	4.0 R 19 9.00 2.000	4.0 L 15 6.00 2.333	4.0 R 19 9.00 2.000	4.0 L 15 6.00 2.333	4.0 R 19 9.00 2.000	4.0 L 15 6.00 2.333	4.0 R 19 9.00 2.000	4.0 L 15 6.00 2.333	4.0 R 19 9.00 2.000	4.0 L 15 6.00 2.333	4.0 R 19 9.00 2.000	4.0 L 15 6.00 2.333	4.0 R 19 9.00 2.000	4.0 L 15 6.00 2.333	4.0 R 19 9.00 2.000	4.0 L 15 6.00 2.333	4.0 R 19 9.00 2.000	4.0 L 15 6.00 2.333
Lance Cormier, R ERA: 10.66	1.0 L 3 9.00 4.000	1.0 R 3 9.00 4.000	1.0 L 3 9.00 4.000	1.0 R 3 9.00 4.000	1.0 L 3 9.00 4.000	1.0 R 3 9.00 4.000	1.0 L 3 9.00 4.000	1.0 R 3 9.00 4.000	1.0 L 3 9.00 4.000	1.0 R 3 9.00 4.000	1.0 L 3 9.00 4.000	1.0 R 3 9.00 4.000	1.0 L 3 9.00 4.000	1.0 R 3 9.00 4.000	1.0 L 3 9.00 4.000	1.0 R 3 9.00 4.000	1.0 L 3 9.00 4.000	1.0 R 3 9.00 4.000	1.0 L 3 9.00 4.000	1.0 R 3 9.00 4.000	1.0 L 3 9.00 4.000	1.0 R 3 9.00 4.000	1.0 L 3 9.00 4.000
Mike Fetters, R ERA: 9.49	1.0 L 3 9.00 4.000	1.0 R 3 9.00 4.000	1.0 L 3 9.00 4.000	1.0 R 3 9.00 4.000	1.0 L 3 9.00 4.000	1.0 R 3 9.00 4.000	1.0 L 3 9.00 4.000	1.0 R 3 9.00 4.000	1.0 L 3 9.00 4.000	1.0 R 3 9.00 4.000	1.0 L 3 9.00 4.000	1.0 R 3 9.00 4.000	1.0 L 3 9.00 4.000	1.0 R 3 9.00 4.000	1.0 L 3 9.00 4.000	1.0 R 3 9.00 4.000	1.0 L 3 9.00 4.000	1.0 R 3 9.00 4.000	1.0 L 3 9.00 4.000	1.0 R 3 9.00 4.000	1.0 L 3 9.00 4.000	1.0 R 3 9.00 4.000	1.0 L 3 9.00 4.000
Mike Koplove, R ERA: 4.38	1.0 L 3 9.00 4.000	1.0 R 3 9.00 4.000	1.0 L 3 9.00 4.000	1.0 R 3 9.00 4.000	1.0 L 3 9.00 4.000	1.0 R 3 9.00 4.000	1.0 L 3 9.00 4.000	1.0 R 3 9.00 4.000	1.0 L 3 9.00 4.000	1.0 R 3 9.00 4.000	1.0 L 3 9.00 4.000	1.0 R 3 9.00 4.000	1.0 L 3 9.00 4.000	1.0 R 3 9.00 4.000	1.0 L 3 9.00 4.000	1.0 R 3 9.00 4.000	1.0 L 3 9.00 4.000	1.0 R 3 9.00 4.000	1.0 L 3 9.00 4.000	1.0 R 3 9.00 4.000	1.0 L 3 9.00 4.000	1.0 R 3 9.00 4.000	1.0 L 3 9.00 4.000

Pittsburgh Pirates @ Arizona Diamondbacks  
Bank One Ballpark, Phoenix, AZ  
Tue Aug 17 2004, 9:35 PM EDT  
Att: 30,030 - Dome - 81 F

AB 37  
R 7  
H 12  
RBI 6  
BB 7  
SO 5  
LOB 25



Batter	1	2	3	4	5	6	7	8	9	AB	R	H	RBI	BB	SO	LOB	BOTTOM						
Quinton McCracken, S OBP: 0.328, SLG: 0.398	G4-3		G4-3			G6-3		L3		4	0	0	0	0	0	1							
Alex Cintron, S OBP: 0.289, SLG: 0.359	G6-3		F8			L5		G3		4	0	0	0	0	0	0							
Danny Bautista, R OBP: 0.357, SLG: 0.445	F8					G5-3		G4-3		4	0	0	0	0	0	0							
Shea Hillenbrand, R OBP: 0.341, SLG: 0.454		G5-3				F9		G6-3		4	0	1	0	0	0	0							
Chad Tracy, L OBP: 0.342, SLG: 0.407		1B				K		P5		4	0	2	0	0	1	1							
Luis Torrero, R OBP: 0.402, SLG: 0.447		P4				K		G5-3		3	1	1	1	1	0	1							
Scott Hairston, R OBP: 0.309, SLG: 0.484						HR		BB		4	0	2	0	0	2	2							
Koyie Hill, S OBP: 0.289, SLG: 0.361						K		K		1	0	0	0	0	0	2							
Juan Brito, R OBP: 0.217, SLG: 0.250						SH1-4 1B		K		3	0	1	0	0	2	3							
Stephen Randolph, L OBP: 0.250, SLG: 0.500						K		K		1	0	0	0	0	1	0							
Lance Cormier, R OBP: 0.250, SLG: 0.143						SH1-4		K		0	0	0	0	0	0	0							
Carlos Baerga, S OBP: 0.250, SLG: 0.318						1B		K		1	0	0	0	0	0	1							
Mike Fetters, R								K		0	0	0	0	0	0	0							
Mike Koplove, R								K		0	0	0	0	0	0	0							
<b>Inning Stats</b>	R: 0 E: 0 K: 0 S: 11	H: 0 LOB: 0 BB: 0 P: 16	R: 0 E: 0 K: 0 S: 15	H: 2 LOB: 2 BB: 0 P: 22	R: 0 E: 0 K: 1 S: 7	H: 0 LOB: 0 BB: 0 P: 10	R: 0 E: 0 K: 1 S: 10	H: 0 LOB: 0 BB: 0 P: 11	R: 1 E: 0 K: 1 S: 13	H: 2 LOB: 1 BB: 0 P: 19	R: 0 E: 0 K: 0 S: 11	H: 1 LOB: 1 BB: 0 P: 17	R: 0 E: 0 K: 1 S: 10	H: 1 LOB: 1 BB: 0 P: 13	R: 0 E: 0 K: 0 S: 6	H: 0 LOB: 0 BB: 0 P: 8	R: 0 E: 0 K: 2 S: 9	H: 1 LOB: 2 BB: 1 P: 16	1B: 6 2B: 0 3B: 0 HR: 1	SF: 0 SAC: 1 DP: 0 HBP: 0	WP: 0 PB: 0 SB: 0 CS: 0	PA: 35	
<b>PITCHER</b>	IP WLS BF ERA WHIP	IP WLS BF ERA WHIP	IP WLS BF ERA WHIP	IP WLS BF ERA WHIP	IP WLS BF ERA WHIP	IP WLS BF ERA WHIP	IP WLS BF ERA WHIP	IP WLS BF ERA WHIP	IP WLS BF ERA WHIP	IP WLS BF ERA WHIP	IP WLS BF ERA WHIP	IP WLS BF ERA WHIP	IP WLS BF ERA WHIP	IP WLS BF ERA WHIP	IP WLS BF ERA WHIP	IP WLS BF ERA WHIP	IP WLS BF ERA WHIP	IP WLS BF ERA WHIP	IP WLS BF ERA WHIP	IP WLS BF ERA WHIP	IP WLS BF ERA WHIP	IP WLS BF ERA WHIP	IP WLS BF ERA WHIP
Ryan Vogelsong, R ERA: 6.35	7.0 W 27 1.29 0.857	7.0 W 27 1.29 0.857	7.0 W 27 1.29 0.857	7.0 W 27 1.29 0.857	7.0 W 27 1.29 0.857	7.0 W 27 1.29 0.857	7.0 W 27 1.29 0.857	7.0 W 27 1.29 0.857	7.0 W 27 1.29 0.857	7.0 W 27 1.29 0.857	7.0 W 27 1.29 0.857	7.0 W 27 1.29 0.857	7.0 W 27 1.29 0.857	7.0 W 27 1.29 0.857	7.0 W 27 1.29 0.857	7.0 W 27 1.29 0.857	7.0 W 27 1.29 0.857	7.0 W 27 1.29 0.857	7.0 W 27 1.29 0.857	7.0 W 27 1.29 0.857	7.0 W 27 1.29 0.857	7.0 W 27 1.29 0.857	7.0 W 27 1.29 0.857
Brian Meadows, R ERA: 3.03	1.0 L 3 9.00 4.000	1.0 R 3 9.00 4.000	1.0 L 3 9.00 4.000	1.0 R 3 9.00 4.000	1.0 L 3 9.00 4.000	1.0 R 3 9.00 4.000	1.0 L 3 9.00 4.000	1.0 R 3 9.00 4.000	1.0 L 3 9.00 4.000	1.0 R 3 9.00 4.000	1.0 L 3 9.00 4.000	1.0 R 3 9.00 4.000	1.0 L 3 9.00 4.000	1.0 R 3 9.00 4.000	1.0 L 3 9.00 4.000	1.0 R 3 9.00 4.000	1.0 L 3 9.00 4.000	1.0 R 3 9.00 4.000	1.0 L 3 9.00 4.000	1.0 R 3 9.00 4.000	1.0 L 3 9.00 4.000	1.0 R 3 9.00 4.000	1.0 L 3 9.00 4.000
Mark Corey, R ERA: 5.79	1.0 L 3 9.00 4.000	1.0 R 3 9.00 4.000	1.0 L 3 9.00 4.000	1.0 R 3 9.00 4.000	1.0 L 3 9.00 4.000	1.0 R 3 9.00 4.000	1.0 L 3 9.00 4.000	1.0 R 3 9.00 4.000	1.0 L 3 9.00 4.000	1.0 R 3 9.00 4.000	1.0 L 3 9.00 4.000	1.0 R 3 9.00 4.000	1.0 L 3 9.00 4.000	1.0 R 3 9.00 4.000	1.0 L 3 9.00 4.000	1.0 R 3 9.00 4.000	1.0 L 3 9.00 4.000	1.0 R 3 9.00 4.000	1.0 L 3 9.00 4.000	1.0 R 3 9.00 4.000	1.0 L 3 9.00 4.000	1.0 R 3 9.00 4.000	1.0 L 3 9.00 4.000

Pittsburgh Pirates @ Arizona Diamondbacks  
Bank One Ballpark, Phoenix, AZ  
Tue Aug 17 2004, 9:35 PM EDT  
Att: 30,030 - Dome - 81 F

AB 33  
R 1  
H 7  
RBI 1  
BB 1  
SO 6  
LOB 11






Batter	1	2	3	4	5	6	7	8	9	AB	R	H	RBI	BB	SO	LOB	TOP										
18 Jason Kendall, R (1, 2) OBP: 0.397, SLG: 0.383	G6-3	1-1 1-H 2-H 2B		2-2 1B			2-1 FC5-4 1B			4	0	3	2	0	0	0											
2 Jack Wilson, R (1, 6) OBP: 0.335, SLG: 0.476	BB 1B	P4		P3			0-2 FC5-4 1-2			4	0	1	0	0	0	4											
Jason Bay, R (1, 7) OBP: 0.369, SLG: 0.579	P4				0-0 HR					4	1	1	1	0	1	2											
Craig Wilson, R (1, 3) OBP: 0.366, SLG: 0.520	BB 1-2			K			1-1 G6-3		0-0 F8	3	0	0	0	1	1	0											
Ty Wigginton, R (1, 5) OBP: 0.320, SLG: 0.449	K			F8			1-3 K		3-2 G5-3	4	0	0	0	0	2	2											
Tike Redman, L (1, 8) OBP: 0.305, SLG: 0.369		1-0 F7		2-2 G4-3			0-0 B1-3		0-0 G6-3	4	0	0	0	0	0	0											
19 José Bautista, R (1, 9) OBP: 0.304, SLG: 0.281 Bobby Hill, S (9, PH) OBP: 0.350, SLG: 0.338		1-1 FC5 BB 1B		1-0 FC6-4 1B			1-3 K		3-2 G3-1	3	0	2	0	0	1	0											
Jose Castillo, R (1, 4) OBP: 0.297, SLG: 0.355 Rob Mackowiak, L (9, PH) OBP: 0.327, SLG: 0.446		4-0 FC5 18 2B BB		0-0 FC6-4 18 1B SH3-4			3-1 G4-3		0-0 P5	2	1	0	0	1	0	1											
John Van Benschoten, R (1, 1) Abraham Nunez, S (7, PH) OBP: 0.239, SLG: 0.336 Mark Corey, R (7, 1) Daryle Ward, L (9, PH) OBP: 0.321, SLG: 0.552		1-2 FC5 18 2B		0-0 SH3-4			0-0 F8		1-2 L9	1	1	0	0	0	0	2											
<b>Inning Stats</b>	R: 0 E: 0 K: 1 S: 16	H: 1 LOB: 2 BB: 1 P: 24	R: 2 E: 0 K: 0 S: 10	H: 2 LOB: 1 BB: 1 P: 18	R: 1 E: 0 K: 1 S: 10	H: 1 LOB: 2 BB: 0 P: 16	R: 0 E: 0 K: 0 S: 8	H: 2 LOB: 1 BB: 0 P: 12	R: 0 E: 0 K: 1 S: 6	H: 0 LOB: 0 BB: 0 P: 8	R: 0 E: 0 K: 1 S: 7	H: 0 LOB: 0 BB: 0 P: 11	R: 0 E: 0 K: 1 S: 9	H: 1 LOB: 1 BB: 0 P: 14	R: 0 E: 0 K: 0 S: 6	H: 0 LOB: 0 BB: 0 P: 9	R: 0 E: 0 K: 0 S: 10	H: 0 LOB: 0 BB: 0 P: 14	1B: 5 2B: 1 3B: 0 HR: 1	SF: 0 SAC: 1 DP: 0 HBP: 0	WP: 0 PB: 0 SB: 0 CS: 0	PA: 36					
<b>PITCHER</b>	IP	WLS	BF	H	R	ER	SO	BB	IBB	HBP	BLK	WP	HR	S	P	ERA	WHIP										
Casey Fossum, L (1, 1) ERA: 7.37	7.0	W	30	7	3	3	5	2	0	0	0	0	1	66	103	3.86	1.286										
Mike Koplove, R (8, 1) ERA: 4.31	1.0	H	3	0	0	0	0	0	0	0	0	0	0	6	9	0.00	0.000										
Greg Aquino, R (9, 1) ERA: 3.38	1.0	S	3	0	0	0	0	0	0	0	0	0	0	10	14	0.00	0.000										

**Pittsburgh Pirates @ Arizona Diamondbacks**  
Bank One Ballpark, Phoenix, AZ  
Wed Aug 18 2004, 9:35 PM EDT  
Att: 28,066 - Dome - 81 F

livebaseballscorecards.com

AB 33  
R 3  
H 7  
RBI 3  
BB 2  
SO 5  
LOB 11




Batter	1	2	3	4	5	6	7	8	9	AB	R	H	RBI	BB	SO	LOB	BOTTOM											
Quinton McCracken, S (1, 7) OBP: 0.333, SLG: 0.409	K				1-0 1B HR					4	1	2	2	0	2	0												
Alex Cintron, S (1, 6) OBP: 0.289, SLG: 0.358	G6-3		1-0 SAFE B	2-H 1B	3-H 2B		0-0 P6			4	1	1	0	0	0	1												
Danny Bautista, R (1, 9) OBP: 0.354, SLG: 0.440	G6-3				3-1 F9					4	0	0	0	0	1	2												
Shea Hillenbrand, R (1, 3) OBP: 0.347, SLG: 0.464		2-2 G6-4-3 1B		3-1 HBP	2-1 1-H 3-H HR				4-1 WP 1B BB	2	1	2	3	1	0	0												
Chad Tracy, L (1, 5) OBP: 0.341, SLG: 0.405	F7			L8	G3-1				1-1 WP 1B	4	0	1	0	0	0	2												
Luis Torrero, R (1, 8) OBP: 0.385, SLG: 0.425	G6-4-3			K					1-3 K	4	0	0	0	0	3	4												
Scott Hairston, R (1, 4) OBP: 0.312, SLG: 0.494			4-1 FC3-6 BB		0-0 HR		0-1 F7		1-1 P2	3	1	1	1	1	0	2												
Juan Brito, R (1, 2) OBP: 0.220, SLG: 0.260			0-0 FC3-6 SH5-4 1B		3-2 SH5-4 2B		0-0 G6-3			3	2	1	0	0	0	1												
Casey Fossum, L (1, 1) Andy Green, R (7, PH) Mike Koplove, R (8, 1) Greg Aquino, R (9, 1)			0-1 SH5-4		0-1 SH5-4		1-2 G5-3			0	0	0	0	0	0	0												
<b>Inning Stats</b>	R: 0 E: 0 K: 1 S: 9	H: 0 LOB: 0 BB: 0 P: 11	R: 0 E: 0 K: 0 S: 9	H: 1 LOB: 0 BB: 0 P: 13	R: 1 E: 0 K: 0 S: 6	H: 1 LOB: 1 BB: 1 P: 11	R: 0 E: 0 K: 2 S: 13	H: 0 LOB: 1 BB: 0 P: 21	R: 5 E: 0 K: 0 S: 14	H: 5 LOB: 0 BB: 0 P: 27	R: 0 E: 0 K: 1 S: 7	H: 0 LOB: 0 BB: 0 P: 10	R: 0 E: 0 K: 1 S: 7	H: 0 LOB: 0 BB: 0 P: 8	R: 0 E: 0 K: 1 S: 14	H: 1 LOB: 2 BB: 1 P: 21	1B: 4 2B: 2 3B: 0 HR: 2	SF: 0 SAC: 2 DP: 1 HBP: 1	WP: 1 PB: 0 SB: 0 CS: 0	PA: 34								
<b>PITCHER</b>	IP	WLS	BF	H	R	ER	SO	BB	IBB	HBP	BLK	WP	HR	S	P	ERA	WHIP											
John Van Benschoten, R (1, 1) ERA: 9.0	6.0	L	26	7	6	6	4	1	0	1	0	0	1	0	21	29	0.00	1.333										
Mark Corey, R (7, 1) ERA: 5.06	2.0		8	1	0	0	2	1	0	0	0	1	0	21	29	0.00	1.000											

**Pittsburgh Pirates @ Arizona Diamondbacks**  
Bank One Ballpark, Phoenix, AZ  
Wed Aug 18 2004, 9:35 PM EDT  
Att: 28,066 - Dome - 81 F

livebaseballscorecards.com

AB 29  
R 6  
H 8  
RBI 6  
BB 2  
SO 6  
LOB 12













Batter	1	2	3	4	5	6	7	8	9	AB	R	H	RBI	BB	SO	LOB	TOP					
<b>Tike Redman, L</b> (1, 8) OBP: 0.305, SLG: 0.367										5	0	2	1	0	2	3	<b>Pittsburgh Pirates @ St. Louis Cardinals</b> Busch Stadium, St. Louis, MO Fri Aug 20 2004, 7:10 PM CDT Att: 38,640 - Unknown - 66 F					
<b>Bobby Hill, S</b> (1, 4) OBP: 0.351, SLG: 0.342										3	0	0	0	0	1	1						
<b>Jose Castillo, R</b> (7, 4) OBP: 0.300, SLG: 0.366										0	0	0	0	0	0	0						
<b>2 Jack Wilson, R</b> (9, PH) OBP: 0.328, SLG: 0.466										1	0	0	0	0	1	1						
<b>Daryle Ward, L</b> (1, 3) OBP: 0.310, SLG: 0.527										4	0	0	0	0	1	3						
<b>Craig Wilson, R</b> (1, 9) OBP: 0.365, SLG: 0.514										3	1	0	0	1	2	3						
<b>Michael Gonzalez, R</b> (7, 1) OBP: 1.000, SLG: 2.000										0	0	0	0	0	0	0						
<b>16 Salomon Torres, R</b> (7, 1) OBP: 0.500, SLG: 1.000										0	0	0	0	0	0	0						
<b>Rob Mackowiak, L</b> (1, 7) OBP: 0.327, SLG: 0.449										3	1	1	2	1	0	0						
<b>Abraham Nunez, S</b> (1, 6) OBP: 0.297, SLG: 0.338										4	0	1	0	0	1	1						
<b>Ty Wigginton, R</b> (1, 5) OBP: 0.323, SLG: 0.445										4	0	2	0	0	2	0						
<b>11 Humberto Cota, R</b> (1, 2) OBP: 0.311, SLG: 0.537										3	1	0	0	0	0	3						
<b>16 Jason Kendall, R</b> (9, PH) OBP: 0.394, SLG: 0.378										1	0	0	0	0	0	0						
<b>Nelson Figueroa, R</b> (1, 1) OBP: 0.329, SLG: 0.513										2	0	0	0	0	1	2						
<b>19 José Bautista, R</b> (7, PH) OBP: 0.329, SLG: 0.513										2	0	2	0	0	0	0						
<b>Inning Stats</b>	R: 0 E: 0 K: 2 S: 8	H: 0 LOB: 0 BB: 0 P: 11	R: 2 E: 0 K: 1 S: 17	H: 3 LOB: 2 BB: 1 P: 25	R: 0 E: 0 K: 0 S: 4	H: 0 LOB: 0 BB: 0 P: 6	R: 0 E: 0 K: 2 S: 8	H: 0 LOB: 0 BB: 0 P: 14	R: 0 E: 0 K: 1 S: 7	H: 1 LOB: 1 BB: 0 P: 8	R: 0 E: 0 K: 1 S: 9	H: 0 LOB: 1 BB: 1 P: 19	R: 1 E: 0 K: 2 S: 16	H: 3 LOB: 3 BB: 0 P: 25	R: 0 E: 0 K: 1 S: 7	H: 0 LOB: 0 BB: 0 P: 8	R: 0 E: 0 K: 1 S: 15	H: 1 LOB: 1 BB: 0 P: 22	1B: 6 2B: 1 3B: 0 HR: 1	SF: 0 SAC: 0 DP: 0 HBP: 1	WP: 0 PB: 0 SB: 0 CS: 0	PA: 38
<b>PITCHER</b>	IP	WLS	BF	H	R	ER	SO	BB	IBB	HBP	BLK	WP	HR	S	P	ERA	WHIP					
<b>29 Chris Carpenter, R</b> (1, 1) ERA: 3.74	7.0	W	31	7	3	3	9	2	0	1	0	0	1	69	108	3.86	1.286					
<b>Steve Kline, L</b> (8, 1) ERA: 2.0	0.2	H	2	0	0	0	0	0	0	0	0	0	0	4	4	0.00	0.000					
<b>Julian Tavarez, R</b> (8, 1) ERA: 2.55	0.1	H	1	0	0	0	1	0	0	0	0	0	0	3	4	0.00	0.000					
<b>44 Jason Isringhausen, R</b> (9, 1) ERA: 2.7	1.0	S	4	1	0	0	1	0	0	0	0	0	0	15	22	0.00	1.000					

Batter	1	2	3	4	5	6	7	8	9	AB	R	H	RBI	BB	SO	LOB	BOTTOM				
<b>Tony Womack, L</b> (1, 4) OBP: 0.349, SLG: 0.394										4	0	2	1	0	0	0	<b>Pittsburgh Pirates @ St. Louis Cardinals</b> Busch Stadium, St. Louis, MO Fri Aug 20 2004, 7:10 PM CDT Att: 38,640 - Unknown - 66 F				
<b>Roger Cedeno, S</b> (1, 9) OBP: 0.296, SLG: 0.403										3	0	0	0	0	0	2					
<b>Steve Kline, S</b> (8, 1)										0	0	0	0	0	0	0					
<b>Julian Tavarez, L</b> (8, 1)										0	0	0	0	0	0	0					
<b>44 Jason Isringhausen, R</b> (9, 1) OBP: 0.333, SLG: 0.333										0	0	0	0	0	0	0					
<b>5 Albert Pujols, R</b> (1, 3) OBP: 0.402, SLG: 0.639										4	0	0	0	0	0	1					
<b>27 Scott Rolen, R</b> (1, 5) OBP: 0.416, SLG: 0.619										4	2	2	1	0	0	1					
<b>15 Jim Edmonds, L</b> (1, 8) OBP: 0.420, SLG: 0.633										3	1	2	0	1	0	0					
<b>Edgar Renteria, R</b> (1, 6) OBP: 0.336, SLG: 0.419										4	1	3	2	0	0	1					
<b>John Mabry, L</b> (1, 7) OBP: 0.399, SLG: 0.532										3	1	1	0	0	0	2					
<b>Mike Matheny, R</b> (1, 2) OBP: 0.289, SLG: 0.325										4	0	0	0	0	1	5					
<b>29 Chris Carpenter, R</b> (1, 1) OBP: 0.113, SLG: 0.096										2	0	0	0	0	1	1					
<b>Reggie Sanders, R</b> (7, PH) OBP: 0.298, SLG: 0.475										1	0	1	1	0	0	0					
<b>Inning Stats</b>	R: 0 E: 0 K: 0 S: 7	H: 0 LOB: 0 BB: 0 P: 11	R: 2 E: 0 K: 0 S: 12	H: 3 LOB: 1 BB: 0 P: 17	R: 0 E: 0 K: 0 S: 7	H: 0 LOB: 0 BB: 0 P: 12	R: 0 E: 0 K: 0 S: 8	H: 1 LOB: 0 BB: 0 P: 14	R: 0 E: 0 K: 1 S: 7	H: 0 LOB: 0 BB: 0 P: 10	R: 0 E: 0 K: 0 S: 11	H: 1 LOB: 1 BB: 0 P: 14	R: 2 E: 0 K: 0 S: 13	H: 4 LOB: 2 BB: 0 P: 18	R: 1 E: 0 K: 1 S: 8	H: 2 LOB: 2 BB: 1 P: 14	1B: 7 2B: 2 3B: 1 HR: 1	SF: 0 SAC: 2 DP: 0 HBP: 0	WP: 1 PB: 0 SB: 0 CS: 1	PA: 36	
<b>PITCHER</b>	IP	WLS	BF	H	R	ER	SO	BB	IBB	HBP	BLK	WP	HR	S	P	ERA	WHIP				
<b>Nelson Figueroa, R</b> (1, 1) ERA: 3.0	6.0	L	22	5	2	2	1	0	0	0	0	0	1	52	78	3.00	0.833				
<b>Michael Gonzalez, L</b> (7, 1) ERA: 1.23	0.2	L	4	2	2	2	0	0	0	0	0	0	0	8	11	27.00	3.000				
<b>16 Salomon Torres, R</b> (7, 1) ERA: 2.82	1.1	B	9	4	1	1	1	0	1	0	0	1	0	13	21	6.75	3.000				







Batter	1	2	3	4	5	6	7	8	9	AB	R	H	RBI	BB	SO	LOB	TOP					
18 Jason Kendall, R OBP: 0.394, SLG: 0.377	1-2 P4		1-2 F8			4-1 2B E BB	3-2 1B		2-1 G1-3	4	1	1	0	1	0	1	<b>Pittsburgh Pirates @ St. Louis Cardinals</b> Busch Stadium, St. Louis, MO Sat Aug 21 2004, 6:15 PM CDT Att: 46,017 - Sunny - 80 F					
2 Jack Wilson, R OBP: 0.327, SLG: 0.463	1-2 P3		1-0 G5-3			0-0 2B E 1B	1-2 L5		1-3 K	5	1	1	0	0	1	2						
Daryle Ward, L OBP: 0.302, SLG: 0.513	2-2 G4-3			1-0 F8		0-0 2B G4-3		0-3 K	1-1 F7	5	1	0	1	0	1	2						
Craig Wilson, R OBP: 0.368, SLG: 0.525		1-0 HR		1-1 L8		0-0 3H G4-3 SF8 2B		1-2 1B 1B		4	3	3	2	0	0	0						
Rob Mackowiak, L OBP: 0.327, SLG: 0.447		3-2 WP G5-3 1B		1-2 G3-1		2-0 G4-3		0-3 K		4	0	1	1	0	1	2						
Jason Bay, R OBP: 0.397, SLG: 0.569		0-1 F8			0-0 F8	0-0 SF8		1-2 1B		3	0	1	1	0	0	1						
Ty Wigginton, R OBP: 0.322, SLG: 0.443		1-1 G5-3			1-1 E6	3-2 G6-3		3-2 1B		4	0	1	1	0	0	1						
Jose Castillo, R OBP: 0.297, SLG: 0.362 Bobby Hill, S OBP: 0.340, SLG: 0.340		3-3 K			2-2 F8		2-3 K	2-3 K		3	0	0	0	0	2	2						
18 Sean Burnett, L Mark Corey, R Abraham Nunez, S OBP: 0.295, SLG: 0.336 Brian Meadows, R Tike Redman, L OBP: 0.307, SLG: 0.369			2-3 K		1-1 G4-3		2-2 G3		0-2 18 G1-3 1B	2	0	0	0	0	1	1						
<b>Inning Stats</b>	R: 0 E: 0 K: 0 S: 11	H: 0 LOB: 0 BB: 0 P: 15	R: 1 E: 0 K: 1 S: 13	H: 2 LOB: 1 BB: 0 P: 21	R: 0 E: 0 K: 1 S: 7	H: 0 LOB: 0 BB: 0 P: 11	R: 0 E: 0 K: 0 S: 6	H: 0 LOB: 0 BB: 0 P: 9	R: 0 E: 1 K: 0 S: 9	H: 0 LOB: 1 BB: 0 P: 13	R: 4 E: 1 K: 0 S: 13	H: 2 LOB: 0 BB: 1 P: 24	R: 0 E: 0 K: 1 S: 14	H: 1 LOB: 1 BB: 0 P: 22	R: 1 E: 0 K: 3 S: 25	H: 3 LOB: 2 BB: 0 P: 32		R: 0 E: 0 K: 1 S: 10	H: 1 LOB: 1 BB: 0 P: 14	1B: 7 2B: 1 3B: 0 HR: 1	SF: 1 SAC: 0 DP: 0 HBP: 0	WP: 1 PB: 0 SB: 0 CS: 0
<b>PITCHER</b>	IP WLS BF H R ER SO BB IBB HBP BLK WP HR S P ERA WHIP																					
Jeff Suppan, R ERA: 3.88	(1, 1) 6.0 W 25 4 5 3 2 1 0 0 0 0 1 1 59 93 4.50 0.833																					
Cal Eldred, R ERA: 3.63	(7, 1) 1.0 4 1 0 0 1 0 0 0 0 0 0 0 14 22 0.00 1.000																					
Ray King, L ERA: 2.66	(8, 1) 0.2 4 2 1 1 2 0 0 0 0 0 0 0 17 19 13.50 3.000																					
Julian Tavarez, R ERA: 2.49	(8, 1) 1.1 6 2 0 0 2 0 0 0 0 0 0 0 18 27 0.00 1.500																					

Batter	1	2	3	4	5	6	7	8	9	AB	R	H	RBI	BB	SO	LOB	BOTTOM			
Tony Womack, L OBP: 0.348, SLG: 0.392	2-1 F7		1-2 G4-3		0-0 F9	0-1 1B		2-1 F8		5	0	1	0	0	0	1	<b>Pittsburgh Pirates @ St. Louis Cardinals</b> Busch Stadium, St. Louis, MO Sat Aug 21 2004, 6:15 PM CDT Att: 46,017 - Sunny - 80 F			
Larry Walker, L OBP: 0.469, SLG: 0.613	4-1 5 BB 27 HR BB		3-2 5 G6-4-3 1B		3-2 5 HR BB	1 SAFE 2-0 G4-3				2	2	1	0	2	0	1				
5 Albert Pujols, R OBP: 0.405, SLG: 0.646	1 SAFE 4-0 27 HR BB		1 SAFE 1-0 G6-4-3 1-2		2-2 1H HR		2-1 27 FC5-4 1B			3	2	2	2	1	0	1				
27 Scott Rolen, R OBP: 0.415, SLG: 0.623	3-2 1H 2H HR		0-0 G1-3		1-2 G5-3	1-1 FC5-4 15 WP 15 SF7 1B				4	2	1	3	0	0	1				
Edgar Renteria, R OBP: 0.339, SLG: 0.422	1-1 15 G3 1B		1-0 15 E 15 S 1B 1B		0-3 K	2-2 15 SF7 15 WP 1B			4	1	3	0	0	1	0					
15 Jim Edmonds, L OBP: 0.419, SLG: 0.631	0-1 G3		1 SAFE 1-1 1B 1B		1-1 G4-3	3-2 SF7			3	1	1	2	0	0	1					
Reggie Sanders, R Julian Tavarez, L		3-2 G4-3 CS 2B		0-0 1-2 2B 1B		0-1 L7		3-3 K		4	1	2	0	0	1	1				
Mike Matheny, R OBP: 0.291, SLG: 0.341		0-0 G4-3		0-0 1H 2H 2B		1-1 HR		0-1 G4-3		4	1	2	3	0	0	1				
Jeff Suppan, R Roger Cedeno, S Cal Eldred, R Ray King, L John Mabry, L OBP: 0.397, SLG: 0.528		2-0 F8		0-2 G1-3		0-1 G2-3		0-1 G4-3		2	0	0	0	0	0	2				
<b>Inning Stats</b>	R: 3 E: 0 K: 0 S: 11	H: 2 LOB: 0 BB: 2 P: 25	R: 0 E: 0 K: 0 S: 6	H: 1 LOB: 0 BB: 0 P: 10	R: 0 E: 0 K: 0 S: 8	H: 1 LOB: 1 BB: 0 P: 13	R: 3 E: 0 K: 0 S: 11	H: 4 LOB: 1 BB: 0 P: 13	R: 2 E: 0 K: 1 S: 14	H: 1 LOB: 0 BB: 1 P: 21	R: 1 E: 0 K: 0 S: 10	H: 2 LOB: 1 BB: 0 P: 12	R: 1 E: 0 K: 1 S: 14	H: 2 LOB: 1 BB: 0 P: 25	R: 0 E: 0 K: 0 S: 6	H: 0 LOB: 0 BB: 0 P: 8		1B: 8 2B: 2 3B: 0 HR: 3	SF: 1 SAC: 0 DP: 2 HBP: 0	WP: 1 PB: 0 SB: 1 CS: 1
<b>PITCHER</b>	IP WLS BF H R ER SO BB IBB HBP BLK WP HR S P ERA WHIP																			
18 Sean Burnett, L ERA: 5.02	(1, 1) 4.0 L 21 9 8 8 0 3 0 0 0 0 0 1 18 22 4.50 1.000																			
Mark Corey, R ERA: 5.0	(5, 1) 2.0 8 2 1 1 1 0 0 0 0 0 0 1 18 22 4.50 1.000																			
Brian Meadows, R ERA: 3.08	(7, 1) 2.0 8 2 1 1 1 0 0 0 0 0 1 0 20 33 4.50 1.000																			

AB 37  
R 6  
H 9  
RBI 6  
BB 1  
SO 7  
LOB 14



AB 33  
R 10  
H 13  
RBI 10  
BB 3  
SO 2  
LOB 9





Batter	1	2	3	4	5	6	7	8	9	AB	R	H	RBI	BB	SO	LOB	TOP
<b>18 Jason Kendall, R</b> OBP: 0.395, SLG: 0.378										5	1	2	0	0	1	2	
<b>2 Jack Wilson, R</b> OBP: 0.326, SLG: 0.462										5	1	2	0	0	0	2	
<b>Rob Mackowiak, L</b> OBP: 0.325, SLG: 0.444										5	0	1	1	1	0	1	
<b>Craig Wilson, R</b> OBP: 0.365, SLG: 0.520										4	0	0	0	0	3	2	
<b>Jason Bay, R</b> OBP: 0.375, SLG: 0.590										4	1	4	2	0	0	0	
<b>Tike Redman, L</b> OBP: 0.306, SLG: 0.370										4	1	1	0	0	1	3	
<b>Ty Wigginton, R</b> OBP: 0.324, SLG: 0.442										3	0	1	1	1	0	3	
<b>Jose Castillo, R</b> OBP: 0.297, SLG: 0.361										3	0	1	0	0	1	2	
<b>Danyle Ward, L</b> OBP: 0.301, SLG: 0.510										1	0	0	0	0	1	1	
<b>Brian Meadows, R</b> OBP: 0.348, SLG: 0.338										0	0	0	0	0	0	0	
<b>Inning Stats</b>	R: 2 H: 4 E: 0 K: 1 S: 15	L: 4 R: 2 ER: 0 BB: 0 P: 26	R: 0 H: 2 E: 0 K: 0 S: 8	H: 1 R: 0 ER: 0 BB: 0 P: 13	R: 0 H: 1 E: 0 K: 2 S: 12	H: 0 R: 0 ER: 0 BB: 0 P: 7	R: 0 H: 1 E: 0 K: 0 S: 8	H: 1 R: 0 ER: 0 BB: 0 P: 15	R: 2 H: 3 E: 0 K: 1 S: 15	H: 0 R: 0 ER: 0 BB: 0 P: 12	1B: 10 2B: 2 3B: 0 HR: 1	SF: 0 SAC: 1 DP: 1 HBP: 0	WP: 0 PA: 40 PB: 0 SB: 0 CS: 1				
<b>PITCHER</b>	IP WLS BF H R ER SO BB IBB HBP BLK WP HR S P ERA WHIP																
<b>Matt Morris, R</b> ERA: 4.86	(1, 1) 7.0 W 30 10 2 2 6 1 0 0 0 0 0 0 71 104 2.57 1.571																
<b>Jason Simontacchi, R</b> ERA: 5.14	(8, 1) 0.1 4 3 2 2 0 0 0 0 0 0 0 1 10 14 54.00 9.000																
<b>Steve Kline, L</b> ERA: 1.93	(8, 1) 1.2 S 5 0 0 0 1 0 0 0 0 0 0 0 15 19 0.00 0.000																

**Pittsburgh Pirates @ St. Louis Cardinals**  
 Busch Stadium, St. Louis, MO  
 Sun Aug 22 2004, 1:15 PM CDT  
 Att: 35,345 - Sunny - 80 F

AB	37
R	4
H	13
RBI	4
BB	1
SO	7
LOB	17



Batter	1	2	3	4	5	6	7	8	9	AB	R	H	RBI	BB	SO	LOB	BOTTOM
<b>Tony Womack, L</b> OBP: 0.348, SLG: 0.392										5	1	2	0	0	2	4	
<b>Larry Walker, L</b> OBP: 0.497, SLG: 0.623										4	2	1	4	1	1	4	
<b>5 Albert Pujols, R</b> OBP: 0.405, SLG: 0.642										4	1	1	0	1	0	1	
<b>15 Jim Edmonds, L</b> OBP: 0.421, SLG: 0.630										2	1	1	1	2	0	0	
<b>Roger Cedeno, S</b> OBP: 0.351, SLG: 0.397										1	0	0	0	0	1	1	
<b>Edgar Renteria, R</b> OBP: 0.340, SLG: 0.429										5	1	2	5	0	0	2	
<b>John Mabry, L</b> OBP: 0.386, SLG: 0.515										4	0	0	0	0	2	2	
<b>27 Scott Rolen, R</b> OBP: 0.415, SLG: 0.623										0	0	0	0	0	0	0	
<b>Reggie Sanders, R</b> OBP: 0.303, SLG: 0.477										3	2	1	0	0	0	0	
<b>Mike Matheny, R</b> OBP: 0.294, SLG: 0.344										4	1	2	0	0	0	0	
<b>Matt Morris, R</b> OBP: 0.175, SLG: 0.167										1	0	1	1	0	0	0	
<b>7 Hector Luna, R</b> OBP: 0.278, SLG: 0.362										1	1	1	0	0	0	0	
<b>Jason Simontacchi, R</b> OBP: 0.500, SLG: 0.500										0	0	0	0	0	0	0	
<b>Steve Kline, S</b> ERA: 3.47										0	1	0	0	0	0	0	
<b>Inning Stats</b>	R: 3 H: 1 E: 1 K: 0 S: 22	H: 1 R: 2 ER: 0 BB: 0 P: 15	R: 0 H: 1 E: 0 K: 0 S: 9	H: 1 R: 0 ER: 0 BB: 0 P: 13	R: 1 H: 1 E: 0 K: 2 S: 9	H: 0 R: 0 ER: 0 BB: 0 P: 7	R: 0 H: 0 E: 0 K: 0 S: 7	H: 0 R: 0 ER: 0 BB: 0 P: 11	R: 3 H: 3 E: 1 K: 2 S: 21	H: 4 R: 1 ER: 1 BB: 0 P: 29	1B: 10 2B: 0 3B: 0 HR: 2	SF: 1 SAC: 1 DP: 1 HBP: 1	WP: 1 PA: 41 PB: 0 SB: 0 CS: 0				
<b>PITCHER</b>	IP WLS BF H R ER SO BB IBB HBP BLK WP HR S P ERA WHIP																
<b>Ryan Vogelsong, R</b> ERA: 6.33	(1, 1) 6.0 L 25 5 4 4 2 1 0 0 0 0 0 0 9 10 27.00 3.000																
<b>34 John Grabow, L</b> ERA: 5.11	(7, 1) 0.2 4 2 2 2 1 0 0 0 0 0 0 9 10 27.00 3.000																
<b>Mark Corey, R</b> ERA: 5.4	(7, 1) 0.1 4 1 1 1 1 2 0 0 0 0 1 0 12 24 27.00 9.000																
<b>Brian Meadows, R</b> ERA: 3.47	(8, 1) 1.0 8 4 4 3 2 0 0 0 0 0 0 1 21 29 27.00 4.000																

**Pittsburgh Pirates @ St. Louis Cardinals**  
 Busch Stadium, St. Louis, MO  
 Sun Aug 22 2004, 1:15 PM CDT  
 Att: 35,345 - Sunny - 80 F

AB	34
R	11
H	12
RBI	11
BB	4
SO	6
LOB	14





Batter	1	2	3	4	5	6	7	8	9	AB	R	H	RBI	BB	SO	LOB	TOP										
Quinton McCracken, S OBP: 0.323, SLG: 0.380	4-1 E S BB	0-1 2B 1-2 1B		0-0 L8			1-1 G6-3		3-1 SH1-4	3	0	1	0	1	0	0											
Alex Cintron, S OBP: 0.289, SLG: 0.357	1-1 F7	0-1 1-3 2-H 2B		2-1 F7			2-0 L3		1-1 1B	5	0	2	2	0	0	1											
Danny Bautista, R OBP: 0.350, SLG: 0.431	4-2 G5-4-3 BB	2-2 L8		1-0 F7			3-2 1B		0-0 P4	4	0	1	0	1	0	4											
Shea Hillenbrand, R OBP: 0.347, SLG: 0.463	0-1 G5-4-3			0-0 1B 19 SF7 2B			3-1 L3		0-0 G4-3	5	1	1	0	0	1	5											
Chad Tracy, L OBP: 0.344, SLG: 0.406		3-1 L6		0-0 HBP 1B			1-0 P6																				
Andy Green, R OBP: 0.235, SLG: 0.286		1-0 E5 FC1-4		2-3 K			1-1 L4		0-0 19 WP 1B	4	0	1	0	0	1	2											
Scott Hairston, R OBP: 0.311, SLG: 0.485		2-0 FC1-4 19 HR		1-2 HBP			3-1 P3		0-3 K	3	1	0	0	0	1	2											
Luis Terrero, R OBP: 0.368, SLG: 0.380		3-2 HR		2-0 SF7			1-3 K		2-3 K	3	1	1	3	0	2	1											
19 Chris Snyder, R OBP: 0.300, SLG: 0.778		0-0 HR 1B		1-3 K			0-0 B2-3		0-1 SH1-4 1B	3	1	1	0	0	1	2											
Casey Fossum, L ERA: 4.85																											
36 Brian Bruney, R ERA: 3.79																											
Shane Nance, L ERA: 2.84																											
Greg Aquino, R ERA: 3.05																											
<b>Inning Stats</b>	R: 0 E: 0 K: 0 S: 8	H: 0 LOB: 1 BB: 2 P: 17	R: 3 E: 1 K: 0 S: 16	H: 4 LOB: 2 BB: 0 P: 27	R: 1 E: 0 K: 2 S: 12	H: 2 LOB: 2 BB: 0 P: 18	R: 0 E: 0 K: 0 S: 4	H: 0 LOB: 0 BB: 0 P: 7	R: 0 E: 0 K: 1 S: 5	H: 0 LOB: 0 BB: 0 P: 10	R: 0 E: 0 K: 1 S: 10	H: 1 LOB: 1 BB: 0 P: 18	R: 0 E: 0 K: 3 S: 11	H: 1 LOB: 1 BB: 0 P: 15	R: 1 E: 0 K: 0 S: 8	H: 2 LOB: 2 BB: 0 P: 12	1B: 7 2B: 2 3B: 0 HR: 1	SF: 1 SAC: 1 DP: 1 HBP: 1	WP: 1 PB: 0 SB: 2 CS: 0	PA: 40							
<b>PITCHER</b>	IP	WLS	BF	H	R	ER	SO	BB	IBB	HBP	BLK	WP	HR	S	P	ERA	WHIP										
John Van Benschoten, R ERA: 1.19	7.0	31	7	4	1	4	2	0	0	1	0	0	1	61	107	1.29	1.286										
Michael Gonzalez, L ERA: 1.19	1.0	4	1	0	0	3	0	0	0	0	0	1	0	11	15	0.00	1.000										
34 John Grabow, L ERA: 5.28	0.1	L	3	2	1	1	0	0	0	0	0	0	0	6	10	27.00	6.000										
Jose Mesa, R ERA: 3.23	0.2	2	0	0	0	0	0	0	0	0	0	0	0	2	2	0.00	0.000										

Arizona Diamondbacks @ Pittsburgh Pirates  
PNC Park, Pittsburgh, PA  
Mon Aug 23 2004, 7:05 PM EDT  
Att: 25,154 - Sunny - 76 F

AB	35
R	5
H	10
RBI	5
BB	2
SO	7
LOB	17



Batter	1	2	3	4	5	6	7	8	9	AB	R	H	RBI	BB	SO	LOB	BOTTOM										
18 Jason Kendall, R OBP: 0.393, SLG: 0.376	2-2 G6-3	0-1 L5			1-1 G5-3	2-3 K			0-1 FC6-4 1B	5	0	1	0	0	1	2											
2 Jack Wilson, R OBP: 0.328, SLG: 0.462	2-0 1B SF7	0-1 G5-3			1-2 BB 1B		2-3 K		0-0 FC6-4 1B	5	1	2	0	0	1	1											
Jason Bay, R OBP: 0.379, SLG: 0.588	1-1 BB 1B			3-1 1B	1-2 BB		2-0 F8		2-3 K	4	0	2	0	1	1	1											
Craig Wilson, R OBP: 0.366, SLG: 0.524	4-2 BB			2-2 HR	0-3 K		1-0 G5-3		0-0 G5-3	4	1	1	1	1	1	3											
Ty Wigginton, R OBP: 0.321, SLG: 0.439	1-0 SF7			0-1 F9	1-1 L5			2-2 G3-1		3	0	0	1	0	0	2											
19 José Bautista, R OBP: 0.316, SLG: 0.300	1-3 K2-3			1-2 P4		1-2 G5-3		2-3 K		3	0	0	0	0	1	2											
Rob Mackowiak, L OBP: 0.324, SLG: 0.443										1	0	0	0	0	1	0											
Tike Redman, L OBP: 0.306, SLG: 0.369		1-0 G4-3			2-1 P3		1-1 L7		2-2 1B 1B	4	0	1	0	0	0	0											
Jose Castillo, R OBP: 0.303, SLG: 0.374		2-2 HR 2B			0-2 L3		1-0 2B		2-1 1B	4	1	3	0	0	0	0											
John Van Benschoten, R OBP: 0.500, SLG: 1.333		2-1 HR			3-3 K		4-0 BB		0-1 F8	2	1	1	2	1	1	0											
Michael Gonzalez, R OBP: 1.000, SLG: 2.000										0	0	0	0	0	0	0											
11 Humberto Cota, R OBP: 0.304, SLG: 0.524										0	0	0	0	0	0	2											
34 John Grabow, L OBP: 0.324, SLG: 0.443										0	0	0	0	0	0	0											
Jose Mesa, R ERA: 3.23										0	0	0	0	0	0	0											
<b>Inning Stats</b>	R: 1 E: 0 K: 1 S: 13	H: 2 LOB: 2 BB: 1 P: 24	R: 2 E: 0 K: 0 S: 10	H: 2 LOB: 0 BB: 0 P: 15	R: 1 E: 0 K: 0 S: 12	H: 2 LOB: 0 BB: 0 P: 18	R: 0 E: 0 K: 1 S: 8	H: 0 LOB: 0 BB: 0 P: 13	R: 0 E: 0 K: 1 S: 13	H: 1 LOB: 2 BB: 1 P: 20	R: 0 E: 0 K: 1 S: 9	H: 1 LOB: 0 BB: 1 P: 18	R: 0 E: 0 K: 1 S: 5	H: 0 LOB: 0 BB: 0 P: 10	R: 0 E: 0 K: 1 S: 13	H: 2 LOB: 2 BB: 0 P: 21	R: 0 E: 0 K: 1 S: 7	H: 1 LOB: 1 BB: 0 P: 9	1B: 7 2B: 2 3B: 0 HR: 2	SF: 1 SAC: 0 DP: 0 HBP: 0	WP: 0 PB: 0 SB: 0 CS: 0	PA: 40					
<b>PITCHER</b>	IP	WLS	BF	H	R	ER	SO	BB	IBB	HBP	BLK	WP	HR	S	P	ERA	WHIP										
Casey Fossum, L ERA: 7.29	6.0	28	8	4	4	4	3	0	0	0	0	0	0	8	15	0.00	0.000										
36 Brian Bruney, R ERA: 3.79	1.1	4	0	0	0	1	0	0	0	0	0	0	0	8	15	0.00	0.000										
Shane Nance, L ERA: 2.84	0.2	W	4	2	0	0	1	0	0	0	0	0	0	10	16	0.00	3.000										
Greg Aquino, R ERA: 3.05	1.0	S	4	1	0	0	1	0	0	0	0	0	0	7	9	0.00	1.000										

Arizona Diamondbacks @ Pittsburgh Pirates  
PNC Park, Pittsburgh, PA  
Mon Aug 23 2004, 7:05 PM EDT  
Att: 25,154 - Sunny - 76 F

AB	36
R	4
H	11
RBI	4
BB	3
SO	7
LOB	13





Batter	1	2	3	4	5	6	7	8	9	AB	R	H	RBI	BB	SO	LOB	TOP										
Quinton McCracken, S OBP: 0.323, SLG: 0.379	1-1 CS 1B		0-0 SH1-3		1-2 F9			0-3 K		3	0	1	0	0	1	0											
Alex Cintron, S OBP: 0.291, SLG: 0.358	2-2 F7		0-0 G6-4-3 1B			1-0 G5-3		1-2 1B		4	0	2	1	0	0	1											
Danny Bautista, R OBP: 0.349, SLG: 0.429	2-3 SAFE K		2-3 3H G6-4-3 1-2			0-2 1B		0-2 K		4	0	1	0	0	2	4											
Shea Hillenbrand, R OBP: 0.344, SLG: 0.459		1-2 F9		0-1 F9		0-0 P4			1-0 G1-3	4	0	0	0	0	0	1											
Scott Hairston, R OBP: 0.307, SLG: 0.478		0-0 G4-3		3-3 K		2-2 G4-3			2-0 F7	4	0	0	0	0	1	1											
Luis Torrero, R OBP: 0.373, SLG: 0.372		4-1 BB		4-2 BB			0-0 B1-3		0-3 K	2	0	0	0	2	1	0											
19 Chris Snyder, R OBP: 0.231, SLG: 0.583		0-0 P2		2-3 K			1-3 K			3	0	0	0	0	2	2											
Andy Green, R OBP: 0.241, SLG: 0.288			1-1 SH1-3 31 HBP 1B		2-2 G6-3		3-3 K			3	1	1	0	0	1	0											
Mike Koplove, R (7, 1)										0	0	0	0	0	0	0											
31 Edgar Gonzalez, R OBP: 0.375, SLG: 0.286			1-0 1B SH1-3 HBP				1-3 K		2-3 K	1	0	0	0	0	1	0											
Chad Tracy, L OBP: 0.343, SLG: 0.405										1	0	0	0	0	1	0											
<b>Inning Stats</b>	R: 0 E: 0 K: 1 S: 13	H: 1 LOB: 1 BB: 0 P: 18	R: 0 E: 0 K: 0 S: 6	H: 0 LOB: 1 BB: 1 P: 11	R: 1 E: 0 K: 0 S: 7	H: 2 LOB: 1 BB: 0 P: 9	R: 0 E: 0 K: 2 S: 10	H: 0 LOB: 1 BB: 1 P: 19	R: 0 E: 0 K: 1 S: 10	H: 0 LOB: 0 BB: 0 P: 14	R: 0 E: 0 K: 0 S: 9	H: 1 LOB: 1 BB: 0 P: 12	R: 0 E: 0 K: 2 S: 9	H: 0 LOB: 0 BB: 0 P: 13	R: 0 E: 0 K: 3 S: 14	H: 1 LOB: 1 BB: 0 P: 17	R: 0 E: 0 K: 1 S: 5	H: 0 LOB: 0 BB: 0 P: 8	1B: 5 2B: 1 3B: 0 HR: 0	SF: 0 SAC: 1 DP: 2 HBP: 1	WP: 0 PB: 0 SB: 0 CS: 1	PA: 33					
<b>PITCHER</b>	IP	WLS	BF	H	R	ER	SO	BB	IBB	HBP	BLK	WP	HR	S	P	ERA	WHIP										
Oliver Pérez, L ERA: 2.8	(1, 1)	8.0	W	30	5	1	1	9	2	0	1	0	0	78	113	1.12	0.875										
Jose Mesa, R ERA: 3.18	(9, 1)	1.0	S	3	0	0	0	1	0	0	0	0	0	5	8	0.00	0.000										

Arizona Diamondbacks @ Pittsburgh Pirates  
PNC Park, Pittsburgh, PA  
Tue Aug 24 2004, 7:05 PM EDT  
Att: 16,332 - Cloudy - 80 F

AB	29
R	1
H	5
RBI	1
BB	2
SO	10
LOB	9



Batter	1	2	3	4	5	6	7	8	9	AB	R	H	RBI	BB	SO	LOB	BOTTOM											
18 Jason Kendall, R OBP: 0.392, SLG: 0.373	0-1 G5-3	2-2 L9		1-1 FC5-4 HBP		1 SAFE 2-1 SAFE G4-3				3	0	0	0	0	0	2												
2 Jack Wilson, R OBP: 0.330, SLG: 0.461	4-1 2B BB		3-2 BB 1B	2-1 FC5-4			1-1 G4-3			3	1	1	0	1	0	2												
Daryle Ward, L OBP: 0.310, SLG: 0.536	1-1 1H 2B		2-2 F8		3-2 2B 1B		3-2 HR			4	2	3	2	0	0	1												
Craig Wilson, R OBP: 0.363, SLG: 0.520	2-1 G6-3		1-3 K		0-1 F7		0-3 K			4	0	0	0	0	2	3												
Jose Mesa, R (9, 1)										0	0	0	0	0	0	0												
Rob Mackowiak, L OBP: 0.330, SLG: 0.450	1-1 2H 2B		4-0 BB	1-2 BB		1-0 2B	4-2 BB			2	0	2	1	2	0	0												
Jason Bay, R OBP: 0.374, SLG: 0.580	2-2 P6		0-1 L6		2-3 K		0-0 G1-3			4	0	0	0	0	1	6												
Ty Wigginton, R OBP: 0.318, SLG: 0.434		0-0 E5 SH3-4		0-0 L5		2-2 G6-4-3		1-2 G1-3		4	0	0	0	0	0	3												
Jose Castillo, R OBP: 0.303, SLG: 0.372		3-2 F9		1-2 G4-3		0-0 18 G4-3 1B		0-1 G6-3		4	0	1	0	0	0	1												
Oliver Pérez, L OBP: 0.250, SLG: 0.217		0-0 SH3-4		1-1 FC5-4 18 HBP 1B		3-3 K		2-1 G3		2	0	1	0	0	1	1												
Tike Redman, L OBP: 0.305, SLG: 0.368										1	0	0	0	0	0	0												
<b>Inning Stats</b>	R: 2 E: 0 K: 0 S: 12	H: 2 LOB: 1 BB: 1 P: 22	R: 0 E: 1 K: 0 S: 9	H: 0 LOB: 1 BB: 0 P: 14	R: 0 E: 0 K: 1 S: 12	H: 1 LOB: 2 BB: 1 P: 22	R: 0 E: 0 K: 0 S: 10	H: 1 LOB: 2 BB: 0 P: 15	R: 0 E: 0 K: 1 S: 14	H: 2 LOB: 2 BB: 0 P: 22	R: 0 E: 0 K: 1 S: 6	H: 1 LOB: 0 BB: 0 P: 11	R: 1 E: 0 K: 1 S: 11	H: 1 LOB: 1 BB: 1 P: 19	R: 0 E: 0 K: 0 S: 8	H: 0 LOB: 0 BB: 0 P: 11	1B: 4 2B: 3 3B: 0 HR: 1	SF: 0 SAC: 1 DP: 2 HBP: 1	WP: 1 PB: 0 SB: 0 CS: 0	PA: 36								
<b>PITCHER</b>	IP	WLS	BF	H	R	ER	SO	BB	IBB	HBP	BLK	WP	HR	S	P	ERA	WHIP											
31 Edgar Gonzalez, R ERA: 8.74	(1, 1)	6.0	L	28	7	2	2	3	2	0	1	0	0	63	106	3.00	1.500											
Mike Koplove, R ERA: 4.27	(7, 1)	2.0		8	1	1	1	1	1	0	0	0	0	1	19	30	4.50	1.000										

Arizona Diamondbacks @ Pittsburgh Pirates  
PNC Park, Pittsburgh, PA  
Tue Aug 24 2004, 7:05 PM EDT  
Att: 16,332 - Cloudy - 80 F

AB	31
R	3
H	8
RBI	3
BB	3
SO	4
LOB	19





Batter	1	2	3	4	5	6	7	8	9	AB	R	H	RBI	BB	SO	LOB	TOP		
Quinton McCracken, S OBP: 0.321, SLG: 0.383 (1, 7)			G4-3		L4			P5		4	1	1	0	0	0	0			
Alex Cintron, S OBP: 0.289, SLG: 0.356 (1, 6)	SH1-4		G1-3			L6		G1-3		3	0	0	0	0	0	0			
Danny Bautista, R OBP: 0.348, SLG: 0.430 (1, 9)	G5-3		G5-3			E9		K		4	0	1	0	0	1	1			
Shea Hillenbrand, R OBP: 0.345, SLG: 0.459 Andy Green, R OBP: 0.241, SLG: 0.288 (9, PR)					F7			G4-3		4	0	2	1	0	0	1			
Chad Tracy, L OBP: 0.345, SLG: 0.409 (1, 5)					F9			F9		4	0	2	0	0	0	1			
Scott Hairston, R OBP: 0.306, SLG: 0.474 (1, 4)	F7							F7		4	0	1	0	0	1	4			
Luis Terrero, R OBP: 0.377, SLG: 0.378 (1, 8)		P6			F9			G1-4-3		4	0	2	0	0	0	1			
Juan Brito, R OBP: 0.218, SLG: 0.250 Carlos Baerga, S OBP: 0.289, SLG: 0.319 (9, PH)		K				F9		G1-4-3		3	0	0	0	0	1	1			
Randy Johnson, R OBP: 0.152, SLG: 0.143 (1, 1)		K				K		G6-3		1	0	0	0	0	0	3			
										3	0	0	0	0	2	1			
<b>Inning Stats</b>	R: 1 H: 3 E: 0 K: 0 S: 12	H: 3 LOB: 2 BB: 0 P: 16	R: 0 H: 0 E: 0 K: 2 S: 10	H: 0 LOB: 0 BB: 0 P: 13	R: 0 H: 0 E: 0 K: 0 S: 5	H: 0 LOB: 0 BB: 0 P: 7	R: 0 H: 1 E: 0 K: 0 S: 8	H: 1 LOB: 1 BB: 0 P: 12	R: 0 H: 0 E: 0 K: 1 S: 7	H: 0 LOB: 0 BB: 0 P: 7	R: 0 H: 1 E: 1 K: 0 S: 10	H: 1 LOB: 1 BB: 0 P: 13	R: 0 H: 1 E: 0 K: 0 S: 10	H: 1 LOB: 0 BB: 0 P: 18	R: 0 H: 0 E: 0 K: 1 S: 7	H: 3 LOB: 3 BB: 0 P: 13	1B: 6 2B: 3 3B: 0 HR: 0	SF: 0 SAC: 1 DP: 1 HBP: 0	WP: 0 PA: 35 SB: 0 CS: 1
<b>PITCHER</b>	IP WLS BF H R ER SO BB IBB HBP BLK WP HR S P ERA WHIP																		
Josh Fogg, R ERA: 4.95 Jose Mesa, R ERA: 3.12	(1, 1) 8.0 W 30 6 1 1 4 0 0 0 0 0 0 0 69 94 1.12 0.750	(9, 1) 1.0 S 5 3 0 0 1 0 0 0 0 0 0 0 11 13 0.00 3.000																	

Arizona Diamondbacks @ Pittsburgh Pirates  
PNC Park, Pittsburgh, PA  
Wed Aug 25 2004, 7:05 PM EDT  
Att: 24,853 - Cloudy - 79 F

AB	34
R	1
H	9
RBI	1
BB	0
SO	5
LOB	13



Batter	1	2	3	4	5	6	7	8	9	AB	R	H	RBI	BB	SO	LOB	BOTTOM	
18 Jason Kendall, R OBP: 0.389, SLG: 0.371 (1, 2)	F9		L4			K				3	0	0	0	0	1	0		
2 Jack Wilson, R OBP: 0.331, SLG: 0.468 (1, 6)					P3					3	1	2	1	0	0	0		
Jason Bay, R OBP: 0.374, SLG: 0.588 (1, 7)	K				K					3	1	1	1	0	2	1		
Craig Wilson, R OBP: 0.361, SLG: 0.516 (1, 3)	G4-3				G3			K		3	0	0	0	0	1	1		
Ty Wigginton, R OBP: 0.315, SLG: 0.431 (1, 5)		F8				F7		G6-3		3	0	0	0	0	0	0		
19 José Bautista, R OBP: 0.304, SLG: 0.288 (1, 9)		K				K		K		3	0	0	0	0	3	0		
Tike Redman, L OBP: 0.303, SLG: 0.365 (1, 8)		F8				K		G6-3		3	0	0	0	0	1	0		
Jose Castillo, R OBP: 0.300, SLG: 0.368 (1, 4)					K			G6-3		3	0	0	0	0	2	0		
Josh Fogg, R OBP: 0.081, SLG: 0.081 11 Humberto Cota, R OBP: 0.298, SLG: 0.512 Jose Mesa, R (9, 1)					G5-3			G6-3		2	0	0	0	0	0	0		
										1	0	0	0	0	1	0		
										0	0	0	0	0	0	0		
<b>Inning Stats</b>	R: 0 H: 1 E: 0 K: 1 S: 7	H: 1 LOB: 1 BB: 0 P: 9	R: 0 H: 0 E: 0 K: 1 S: 7	H: 0 LOB: 0 BB: 0 P: 8	R: 0 H: 0 E: 0 K: 1 S: 9	H: 0 LOB: 0 BB: 0 P: 12	R: 0 H: 0 E: 0 K: 1 S: 6	H: 0 LOB: 0 BB: 0 P: 7	R: 0 H: 0 E: 0 K: 2 S: 8	H: 0 LOB: 0 BB: 0 P: 12	R: 2 H: 2 E: 0 K: 2 S: 12	H: 2 LOB: 0 BB: 0 P: 15	R: 0 H: 0 E: 0 K: 1 S: 6	H: 0 LOB: 0 BB: 0 P: 7	1B: 1 2B: 0 3B: 0 HR: 2	SF: 0 SAC: 0 DP: 0 HBP: 0	WP: 0 PA: 27 SB: 0 CS: 0	
<b>PITCHER</b>	IP WLS BF H R ER SO BB IBB HBP BLK WP HR S P ERA WHIP																	
Randy Johnson, L ERA: 2.78	(1, 1) 8.0 L 27 3 2 2 11 0 0 0 0 0 2 65 82 2.25 0.375																	

Arizona Diamondbacks @ Pittsburgh Pirates  
PNC Park, Pittsburgh, PA  
Wed Aug 25 2004, 7:05 PM EDT  
Att: 24,853 - Cloudy - 79 F

AB	27
R	2
H	3
RBI	2
BB	0
SO	11
LOB	2





Batter	1	2	3	4	5	6	7	8	9	AB	R	H	RBI	BB	SO	LOB	TOP			
Tony Womack, L (1,4) OBP: 0.354, SLG: 0.395	1-1 G1-3	1-1 1B		0-0 G4-6-3			2-2 FC5-4 1B		0-1 G3	5	0	2	1	0	0	1				
Larry Walker, L (1,9) OBP: 0.459, SLG: 0.608	3-1 27 G1-4-3 3B	3-2 F5		0-2 P3			0-1 FC5-4 1-2		2-3 K	5	1	1	0	0	1	3				
5 Albert Pujols, R (1,3) OBP: 0.405, SLG: 0.642	3-2 27 15 HR HBP	2-2 F8			0-1 27 15 SF7 1B		0-1 L6		3-2 P6	4	2	1	0	0	0	3				
27 Scott Rolen, R (1,5) OBP: 0.408, SLG: 0.609	3-1 G1-4-3			2-1 15 HR 2B		0-0 G5-4-3 1B		2-3 K		4	1	2	1	0	1	2				
15 Jim Edmonds, L (1,8) OBP: 0.420, SLG: 0.650	2-1 2H HR			1-0 2H HR		2-2 SF7		4-1 G6-3 1B BB		2	3	2	5	1	0	0				
Edgar Renteria, R (1,6) OBP: 0.333, SLG: 0.417	0-2 G4-3			1-1 F9		1-2 G5-4-3		0-0 G6-3		4	0	0	0	0	0	2				
John Mabry, L (1,7) So Taguchi, R (8, PH) OBP: 0.312, SLG: 0.398		2-1 1B 1B		0-0 F7		1-1 G3		1-1 2H 1B		3	1	1	0	0	0	0				
Mike Matheny, R (1,2) OBP: 0.287, SLG: 0.334		2-2 F9		3-2 K		2-1 G6-3		0-0 F7		4	0	0	0	0	1	2				
Jeff Suppan, R (1,1) Ray King, L (7, 1) Reggie Sanders, R (8, PH) Steve Kline, S (8, 1) 44 Jason Istringhausen, R (9, 1) OBP: 0.333, SLG: 0.333		1-1 1B		1-2 G4-6-3 1B		0-1 F9		0-0 G6-3		3	0	2	0	0	0	0				
<b>Inning Stats</b>	R: 3 E: 0 K: 0 S: 16	H: 2 LOB: 0 BB: 0 P: 28	R: 1 E: 0 K: 0 S: 15	H: 3 LOB: 2 BB: 0 P: 26	R: 2 E: 0 K: 1 S: 11	H: 2 LOB: 0 BB: 0 P: 18	R: 0 E: 0 K: 0 S: 7	H: 1 LOB: 0 BB: 0 P: 8	R: 1 E: 0 K: 0 S: 10	H: 2 LOB: 0 BB: 0 P: 13	R: 0 E: 0 K: 1 S: 11	H: 1 LOB: 1 BB: 0 P: 15	R: 1 E: 0 K: 0 S: 6	H: 1 LOB: 1 BB: 0 P: 11	R: 0 E: 0 K: 1 S: 11	H: 0 LOB: 0 BB: 0 P: 16	1B: 8 2B: 1 3B: 1 HR: 2	SF: 1 SAC: 0 DP: 2 HBP: 1	WP: 0 PB: 0 SB: 0 CS: 0	PA: 39
<b>PITCHER</b>	IP WLS BF H R ER SO BB IBB HBP BLK WP HR S P ERA WHIP	IP WLS BF H R ER SO BB IBB HBP BLK WP HR S P ERA WHIP	IP WLS BF H R ER SO BB IBB HBP BLK WP HR S P ERA WHIP	IP WLS BF H R ER SO BB IBB HBP BLK WP HR S P ERA WHIP	IP WLS BF H R ER SO BB IBB HBP BLK WP HR S P ERA WHIP	IP WLS BF H R ER SO BB IBB HBP BLK WP HR S P ERA WHIP	IP WLS BF H R ER SO BB IBB HBP BLK WP HR S P ERA WHIP	IP WLS BF H R ER SO BB IBB HBP BLK WP HR S P ERA WHIP	IP WLS BF H R ER SO BB IBB HBP BLK WP HR S P ERA WHIP	IP WLS BF H R ER SO BB IBB HBP BLK WP HR S P ERA WHIP	IP WLS BF H R ER SO BB IBB HBP BLK WP HR S P ERA WHIP	IP WLS BF H R ER SO BB IBB HBP BLK WP HR S P ERA WHIP	IP WLS BF H R ER SO BB IBB HBP BLK WP HR S P ERA WHIP	IP WLS BF H R ER SO BB IBB HBP BLK WP HR S P ERA WHIP	IP WLS BF H R ER SO BB IBB HBP BLK WP HR S P ERA WHIP	IP WLS BF H R ER SO BB IBB HBP BLK WP HR S P ERA WHIP	IP WLS BF H R ER SO BB IBB HBP BLK WP HR S P ERA WHIP			

St. Louis Cardinals @ Pittsburgh Pirates  
PNC Park, Pittsburgh, PA  
Fri Aug 27 2004, 7:05 PM EDT  
Att: 27,475 - Cloudy - 81 F

AB 36  
R 8  
H 12  
RBI 8  
BB 1  
SO 3  
LOB 14



Batter	1	2	3	4	5	6	7	8	9	AB	R	H	RBI	BB	SO	LOB	BOTTOM					
18 Jason Kendall, R (1,2) OBP: 0.395, SLG: 0.377	1-1 2 G4-3 1B	2-1 FC6-4 1B			3-2 2 1B HBP		1-1 2 1B		3-1 2 FC6-4 HBP	3	3	3	0	0	0	0						
2 Jack Wilson, R (1,6) OBP: 0.334, SLG: 0.471	2-2 G4-3 1B	1-0 FC6-4			1-1 G4-6-3 1B		2-1 2H 1B		0-1 FC6-4	5	1	3	1	0	0	3						
Daryle Ward, L (1,3) Ty Wigington, R (7, PH) OBP: 0.314, SLG: 0.429	1-2 G4-3			1-2 F9		0-1 G4-6-3		0-1 F8		2-3 K	3	0	0	1	0	2						
Craig Wilson, R (1,9) OBP: 0.364, SLG: 0.523	4-0 1B BB			2-2 FC4-6 HBP		0-0 HR		2-2 F9		2	1	1	1	1	0	1						
Rob Mackowiak, L (1,5) OBP: 0.330, SLG: 0.449	1-0 1B			1-1 FC4-6		0-0 G3		1-2 G4-3		4	0	1	1	0	0	1						
Jason Bay, R (1,7) OBP: 0.369, SLG: 0.580	1-3 K			1-1 L5		0-0 G6-3		0-0 G5-3		4	0	0	0	0	1	3						
Tike Redman, L (1,8) OBP: 0.300, SLG: 0.362	0-1 G3			2-2 L4		1-3 K		0-0 B3		4	0	0	0	0	1	2						
Bobby Hill, S (1,4) OBP: 0.346, SLG: 0.337		1-1 B2-6-3 1B		1-0 F7		0-1 G3		0-0 G3-1		4	0	1	0	0	0	0						
Ryan Vogelsong, R (1, 1) 19 Jorge Soto, R (4, PH) Mark Corey, R (5, 1) Abraham Nunez, S (7, PH) 34 John Grabow, L (8, 1) Frank Brooks, L (9, 1) Jose Castillo, R (9, PH) OBP: 0.300, SLG: 0.371		0-0 B2-6-3		1-1 F7		3-2 G5-3		3-2 FC6-4 18 HBP 1B		1	0	0	0	0	0	1						
<b>Inning Stats</b>	R: 2 E: 0 K: 1 S: 14	H: 3 LOB: 2 BB: 1 P: 24	R: 0 E: 0 K: 0 S: 6	H: 2 LOB: 1 BB: 0 P: 10	R: 0 E: 0 K: 0 S: 10	H: 0 LOB: 1 BB: 0 P: 15	R: 0 E: 0 K: 0 S: 6	H: 0 LOB: 0 BB: 0 P: 10	R: 2 E: 0 K: 1 S: 9	H: 2 LOB: 0 BB: 0 P: 13	R: 0 E: 0 K: 1 S: 6	H: 0 LOB: 0 BB: 0 P: 7	R: 1 E: 0 K: 0 S: 12	H: 2 LOB: 1 BB: 0 P: 20	R: 0 E: 0 K: 0 S: 5	H: 0 LOB: 0 BB: 0 P: 6	R: 0 E: 0 K: 1 S: 10	H: 1 LOB: 2 BB: 0 P: 18	1B: 7 2B: 2 3B: 0 HR: 1	SF: 0 SAC: 0 DP: 2 HBP: 3	WP: 0 PB: 0 SB: 0 CS: 0	PA: 39
<b>PITCHER</b>	IP WLS BF H R ER SO BB IBB HBP BLK WP HR S P ERA WHIP	IP WLS BF H R ER SO BB IBB HBP BLK WP HR S P ERA WHIP	IP WLS BF H R ER SO BB IBB HBP BLK WP HR S P ERA WHIP	IP WLS BF H R ER SO BB IBB HBP BLK WP HR S P ERA WHIP	IP WLS BF H R ER SO BB IBB HBP BLK WP HR S P ERA WHIP	IP WLS BF H R ER SO BB IBB HBP BLK WP HR S P ERA WHIP	IP WLS BF H R ER SO BB IBB HBP BLK WP HR S P ERA WHIP	IP WLS BF H R ER SO BB IBB HBP BLK WP HR S P ERA WHIP	IP WLS BF H R ER SO BB IBB HBP BLK WP HR S P ERA WHIP	IP WLS BF H R ER SO BB IBB HBP BLK WP HR S P ERA WHIP	IP WLS BF H R ER SO BB IBB HBP BLK WP HR S P ERA WHIP	IP WLS BF H R ER SO BB IBB HBP BLK WP HR S P ERA WHIP	IP WLS BF H R ER SO BB IBB HBP BLK WP HR S P ERA WHIP	IP WLS BF H R ER SO BB IBB HBP BLK WP HR S P ERA WHIP	IP WLS BF H R ER SO BB IBB HBP BLK WP HR S P ERA WHIP	IP WLS BF H R ER SO BB IBB HBP BLK WP HR S P ERA WHIP	IP WLS BF H R ER SO BB IBB HBP BLK WP HR S P ERA WHIP					

St. Louis Cardinals @ Pittsburgh Pirates  
PNC Park, Pittsburgh, PA  
Fri Aug 27 2004, 7:05 PM EDT  
Att: 27,475 - Cloudy - 81 F

AB 35  
R 5  
H 10  
RBI 4  
BB 1  
SO 3  
LOB 16





Batter	1	2	3	4	5	6	7	8	9	AB	R	H	RBI	BB	SO	LOB	TOP										
Tony Womack, L (1,4) OBP: 0.391, SLG: 0.391	G5-3	G3			F8		F9		CS	4	0	0	0	0	0	2											
Edgar Renteria, R (1,6) OBP: 0.333, SLG: 0.416	F9				F9		K			4	0	1	0	0	1	1											
Larry Walker, L (1,9) OBP: 0.450, SLG: 0.594	G6-3				K				L5	4	0	0	0	0	1	1											
27 Scott Rolen, R (1,5) OBP: 0.411, SLG: 0.607										1	2	0	0	3	1	0											
15 Jim Edmonds, L (1,8) Julian Tavarez, L (8,1) 44 Jason Istringhausen, R (9,1) OBP: 0.333, SLG: 0.333										4	2	2	2	0	0	1											
Reggie Sanders, R (1,7) OBP: 0.305, SLG: 0.490										0	0	0	0	0	0	0											
John Mabry, L (1,3) OBP: 0.397, SLG: 0.509										4	2	2	3	0	2	1											
4 Yadier Molina, R (1,2) Marlon Anderson, L (9,PH) Mike Matheny, R (9,2) OBP: 0.287, SLG: 0.334										3	0	1	0	0	0	1											
Matt Morris, R (1,1) 7 Hector Luna, R (7,PH) Cal Eldred, R (7,1) Ray King, L (8,1) So Taguchi, R (8,8) OBP: 0.317, SLG: 0.403										1	0	0	0	0	1	0											
<b>Inning Stats</b>	R: 0 E: 0 K: 0 S: 7	H: 0 LOB: 0 BB: 0 P: 11	R: 3 E: 0 K: 0 S: 12	H: 3 LOB: 1 BB: 1 P: 21	R: 2 E: 0 K: 1 S: 9	H: 2 LOB: 0 BB: 1 P: 16	R: 0 E: 0 K: 1 S: 7	H: 1 LOB: 0 BB: 0 P: 10	R: 0 E: 0 K: 1 S: 10	H: 0 LOB: 1 BB: 1 P: 14	R: 0 E: 0 K: 1 S: 10	H: 0 LOB: 1 BB: 1 P: 19	R: 0 E: 0 K: 1 S: 8	H: 0 LOB: 0 BB: 0 P: 13	R: 1 E: 0 K: 1 S: 11	H: 2 LOB: 0 BB: 0 P: 19	1B: 5 2B: 1 3B: 0 HR: 2	SF: 0 SAC: 2 DP: 1 HBP: 0	WP: 0 PB: 0 SB: 1 CS: 2	PA: 37							
<b>PITCHER</b>	IP	WLS	BF	H	R	ER	SO	BB	IBB	HBP	BLK	WP	HR	S	P	ERA	WHIP										
Nelson Figueroa, R (1,1) ERA: 6.3	4.0	L	18	6	5	5	2	2	0	0	0	0	2	35	58	11.25	2.000										
Frank Brooks, L (5,1) ERA: 1.15	3.0		11	0	0	0	3	2	0	0	0	0	0	29	49	0.00	0.667										
Michael Gonzalez, L (8,1) ERA: 1.15	1.0		3	0	0	0	1	0	0	0	0	0	0	8	13	0.00	0.000										
16 Salomon Torres, R (9,1) ERA: 2.91	1.0		4	2	1	1	1	0	0	0	0	0	0	11	19	9.00	2.000										

St. Louis Cardinals @ Pittsburgh Pirates  
PNC Park, Pittsburgh, PA  
Sat Aug 28 2004, 1:20 PM EDT  
Att: 19,167 - Cloudy - 80 F

AB 30  
R 6  
H 8  
RBI 6  
BB 4  
SO 7  
LOB 9



Batter	1	2	3	4	5	6	7	8	9	AB	R	H	RBI	BB	SO	LOB	BOTTOM										
18 Jason Kendall, R (1,2) OBP: 0.394, SLG: 0.376	L4						G6-4-3			4	0	1	0	0	0	1											
2 Jack Wilson, R (1,6) OBP: 0.332, SLG: 0.468	K									4	0	0	0	0	1	0											
Rob Mackowiak, L (1,9) OBP: 0.329, SLG: 0.445										3	0	0	0	1	1	0											
Craig Wilson, R (1,3) OBP: 0.365, SLG: 0.522										3	1	1	0	1	1	1											
Jason Bay, R (1,7) OBP: 0.374, SLG: 0.591										3	2	2	2	0	0	0											
Tike Redman, L (1,8) OBP: 0.300, SLG: 0.368										4	1	1	1	0	0	3											
Ty Wigginton, R (1,5) OBP: 0.316, SLG: 0.431										3	0	1	0	1	1	0											
Jose Castillo, R (1,4) OBP: 0.304, SLG: 0.372										4	0	2	1	0	1	1											
Nelson Figueroa, R (1,1) Daryle Ward, L (4,PH) Frank Brooks, L (5,1) Bobby Hill, S (7,PH) Michael Gonzalez, R (8,1) 16 Salomon Torres, R (9,1) Abraham Nunez, S (9,PH) OBP: 0.305, SLG: 0.326										1	0	0	0	0	0	1											
<b>Inning Stats</b>	R: 0 E: 0 K: 2 S: 16	H: 0 LOB: 1 BB: 1 P: 25	R: 1 E: 0 K: 0 S: 9	H: 3 LOB: 1 BB: 0 P: 13	R: 0 E: 0 K: 1 S: 6	H: 0 LOB: 0 BB: 0 P: 9	R: 3 E: 0 K: 1 S: 21	H: 4 LOB: 2 BB: 1 P: 35	R: 0 E: 0 K: 0 S: 9	H: 0 LOB: 0 BB: 0 P: 11	R: 0 E: 0 K: 1 S: 10	H: 0 LOB: 0 BB: 0 P: 13	R: 0 E: 0 K: 0 S: 7	H: 1 LOB: 0 BB: 0 P: 9	R: 0 E: 0 K: 0 S: 7	H: 0 LOB: 2 BB: 1 P: 15	R: 0 E: 0 K: 2 S: 8	H: 0 LOB: 0 BB: 0 P: 14	1B: 5 2B: 1 3B: 0 HR: 2	SF: 0 SAC: 0 DP: 1 HBP: 1	WP: 0 PB: 0 SB: 1 CS: 0	PA: 36					
<b>PITCHER</b>	IP	WLS	BF	H	R	ER	SO	BB	IBB	HBP	BLK	WP	HR	S	P	ERA	WHIP										
Matt Morris, R (1,1) ERA: 4.63	6.0	W	25	7	4	4	5	2	0	0	0	0	2	71	106	6.00	1.500										
Cal Eldred, R (7,1) ERA: 3.46	1.1	H	4	1	0	0	0	0	0	0	0	0	0	9	12	0.00	0.750										
Ray King, L (8,1) ERA: 2.73	0.1	H	1	0	0	0	0	0	0	0	0	0	0	2	2	0.00	0.000										
Julian Tavarez, R (8,1) ERA: 2.61	0.1	H	3	0	0	0	0	1	0	1	0	0	0	3	10	0.00	3.000										
44 Jason Istringhausen, R (9,1) ERA: 2.57	1.0	S	3	0	0	0	2	0	0	0	0	0	0	8	14	0.00	0.000										

St. Louis Cardinals @ Pittsburgh Pirates  
PNC Park, Pittsburgh, PA  
Sat Aug 28 2004, 1:20 PM EDT  
Att: 19,167 - Cloudy - 80 F

AB 32  
R 4  
H 8  
RBI 4  
BB 3  
SO 7  
LOB 9





Batter	1	2	3	4	5	6	7	8	9	AB	R	H	RBI	BB	SO	LOB	TOP								
So Taguchi, R OBP: 0.313, SLG: 0.396										5	0	1	0	0	1	0									
Roger Cedeno, S OBP: 0.340, SLG: 0.372										3	1	0	0	1	0	1									
5 Albert Pujols, R OBP: 0.406, SLG: 0.652										4	2	2	2	0	0	1									
27 Scott Rolen, R OBP: 0.413, SLG: 0.608										3	1	2	1	1	0	1									
Edgar Renteria, R OBP: 0.334, SLG: 0.415										3	0	1	0	1	1	2									
Reggie Sanders, R OBP: 0.302, SLG: 0.485 Julian Tavaréz, L (8, 1)										4	0	0	0	0	2	5									
Mike Matheny, R OBP: 0.287, SLG: 0.337										4	0	1	1	0	0	2									
7 Hector Luna, R OBP: 0.279, SLG: 0.345										3	0	0	0	0	1	1									
Jason Marquis, L OBP: 0.270, SLG: 0.371 Ray King, L (8, 1) John Mabry, L OBP: 0.385, SLG: 0.506 (8, 7)										3	0	0	0	0	2	2									
<b>Inning Stats</b>	R: 0 E: 0 K: 0 S: 15	H: 1 LOB: 1 BB: 0 P: 24	R: 0 E: 0 K: 2 S: 15	H: 1 LOB: 2 BB: 0 P: 22	R: 2 E: 0 K: 1 S: 19	H: 2 LOB: 1 BB: 1 P: 27	R: 0 E: 0 K: 2 S: 11	H: 0 LOB: 0 BB: 0 P: 14	R: 0 E: 0 K: 1 S: 8	H: 0 LOB: 0 BB: 0 P: 10	R: 1 E: 0 K: 1 S: 7	H: 1 LOB: 1 BB: 1 P: 16	R: 0 E: 0 K: 0 S: 4	H: 0 LOB: 0 BB: 0 P: 7	R: 1 E: 0 K: 0 S: 9	H: 2 LOB: 1 BB: 1 P: 14	R: 0 E: 0 K: 0 S: 10	H: 0 LOB: 0 BB: 0 P: 17	1B: 4 2B: 2 3B: 1 HR: 1	SF: 0 SAC: 0 DP: 1 HBP: 1	WP: 0 PB: 0 SB: 1 CS: 0	PA: 37			
<b>PITCHER</b>	IP	WLS	BF	H	R	ER	SO	BB	IBB	HBP	BLK	WP	HR	S	P	ERA	WHIP								
Oliver Pérez, L ERA: 2.87	6.0	L	26	5	3	3	7	2	0	1	0	0	0	75	113	4.50	1.167								
Brian Meadows, R ERA: 3.5	2.0		8	2	1	1	0	1	0	0	0	0	1	13	21	4.50	1.500								
Mark Corey, R ERA: 4.84	1.0		3	0	0	0	0	0	0	0	0	0	0	10	17	0.00	0.000								

St. Louis Cardinals @ Pittsburgh Pirates  
PNC Park, Pittsburgh, PA  
Sun Aug 29 2004, 1:35 PM EDT  
Att: 25,005 - Sunny - 83 F

AB 33  
R 4  
H 7  
RBI 4  
BB 3  
SO 7  
LOB 15



Batter	1	2	3	4	5	6	7	8	9	AB	R	H	RBI	BB	SO	LOB	BOTTOM								
18 Jason Kendall, R OBP: 0.393, SLG: 0.375										4	0	1	0	0	0	1									
2 Jack Wilson, R OBP: 0.325, SLG: 0.464										4	0	0	0	0	0	3									
Rob Mackowiak, L OBP: 0.330, SLG: 0.446										4	0	2	0	0	0	2									
Craig Wilson, R OBP: 0.366, SLG: 0.520										3	0	1	0	0	1	3									
Daryle Ward, L OBP: 0.298, SLG: 0.515										4	0	0	0	0	0	3									
Jason Bay, R OBP: 0.375, SLG: 0.587										2	0	0	0	2	1	0									
Ty Wigginton, R OBP: 0.313, SLG: 0.426										4	0	0	0	0	2	3									
Abraham Nunez, S OBP: 0.290, SLG: 0.325										2	0	0	0	1	0	0									
Oliver Pérez, L OBP: 0.245, SLG: 0.213 Brian Meadows, R (7, 1) 19 José Bautista, R OBP: 0.309, SLG: 0.284 Mark Corey, R (9, 1)										1	0	0	0	0	1	0									
<b>Inning Stats</b>	R: 0 E: 0 K: 0 S: 9	H: 1 LOB: 1 BB: 0 P: 16	R: 0 E: 0 K: 0 S: 4	H: 0 LOB: 0 BB: 1 P: 9	R: 0 E: 0 K: 0 S: 9	H: 0 LOB: 1 BB: 1 P: 14	R: 0 E: 0 K: 1 S: 10	H: 0 LOB: 2 BB: 1 P: 22	R: 0 E: 0 K: 1 S: 10	H: 0 LOB: 0 BB: 0 P: 12	R: 0 E: 0 K: 0 S: 11	H: 2 LOB: 1 BB: 0 P: 17	R: 0 E: 0 K: 1 S: 8	H: 0 LOB: 0 BB: 0 P: 13	R: 0 E: 0 K: 1 S: 12	H: 1 LOB: 2 BB: 1 P: 19	R: 0 E: 0 K: 1 S: 6	H: 0 LOB: 0 BB: 0 P: 8	1B: 4 2B: 0 3B: 0 HR: 0	SF: 0 SAC: 1 DP: 1 HBP: 1	WP: 0 PB: 0 SB: 0 CS: 0	PA: 34			
<b>PITCHER</b>	IP	WLS	BF	H	R	ER	SO	BB	IBB	HBP	BLK	WP	HR	S	P	ERA	WHIP								
Jason Marquis, R ERA: 3.59	7.1	W	29	4	0	0	3	4	0	1	0	0	0	68	117	0.00	1.091								
Ray King, L ERA: 2.55	0.1	H	1	0	0	0	0	0	0	0	0	0	0	2	2	0.00	0.000								
Julian Tavaréz, R ERA: 2.55	1.1	S	4	0	0	0	2	0	0	0	0	0	0	9	11	0.00	0.000								

St. Louis Cardinals @ Pittsburgh Pirates  
PNC Park, Pittsburgh, PA  
Sun Aug 29 2004, 1:35 PM EDT  
Att: 25,005 - Sunny - 83 F

AB 28  
R 0  
H 4  
RBI 0  
BB 4  
SO 5  
LOB 15





Batter	1	2	3	4	5	6	7	8	9	AB	R	H	RBI	BB	SO	LOB	TOP	
18 Jason Kendall, R OBP: 0.391, SLG: 0.373	G6-3	K			G3		HR		P3	5	1	1	0	0	1	0		
2 Jack Wilson, R OBP: 0.330, SLG: 0.464	HR			G4-3	G5-3		HR		F9	5	2	2	0	0	0	0		
Daryle Ward, L OBP: 0.314, SLG: 0.549	HR			G5-4-3 HBP	FC6-4 BB		HR		FC4-6 BB	2	2	2	5	2	0	0		
Craig Wilson, R OBP: 0.365, SLG: 0.518 Michael Gonzalez, R OBP: 1.000, SLG: 2.000 Bobby Hill, S OBP: 0.343, SLG: 0.333 Jose Mesa, R	G5-3			G5-4-3 1-2	FC6-4				FC4-6	4	0	1	0	0	0	2		
Rob Mackowiak, L OBP: 0.330, SLG: 0.443	HBP			F8			G4-3			3	0	0	0	1	0	1		
Jason Bay, R OBP: 0.374, SLG: 0.581	HBP			G5-3					K	3	0	0	0	0	1	0		
Tike Redman, L OBP: 0.300, SLG: 0.367	P6			G4-3					P5	4	0	1	0	0	0	2		
Jose Castillo, R OBP: 0.307, SLG: 0.375	K						G4-3			3	0	1	0	1	1	0		
Josh Fogg, R OBP: 0.075, SLG: 0.075 Ty Wigginton, R OBP: 0.312, SLG: 0.425	K						G4-3		K	3	0	0	0	0	2	2		
<b>Inning Stats</b>	R: 2 H: 2 E: 0 K: 0 S: 16	H: 2 LOB: 2 BB: 1 P: 25	R: 0 H: 0 E: 0 K: 3 S: 12	H: 0 LOB: 0 BB: 0 P: 19	R: 0 H: 0 E: 0 K: 0 S: 7	H: 1 LOB: 2 BB: 1 P: 13	R: 0 H: 0 E: 0 K: 1 S: 8	H: 0 LOB: 1 BB: 0 P: 15	R: 0 H: 0 E: 0 K: 0 S: 8	H: 1 LOB: 1 BB: 1 P: 16	R: 0 H: 0 E: 0 K: 2 S: 10	H: 1 LOB: 1 BB: 1 P: 20	R: 0 H: 0 E: 0 K: 0 S: 9	H: 0 LOB: 1 BB: 1 P: 16	1B: 5 2B: 1 3B: 0 HR: 2	SF: 0 SAC: 0 DP: 1 HBP: 2	WP: 0 PB: 0 SB: 0 CS: 0	PA: 40
<b>PITCHER</b>	IP	WLS	BF	H	R	ER	SO	BB	IBB	HBP	BLK	WP	HR	S	P	ERA	WHIP	
Ben Hendrickson, R ERA: 7.66	6.2	L	28	4	3	3	4	3	0	2	0	0	1	64	105	4.05	1.050	
Mike Adams, R ERA: 3.7	0.1		4	3	2	2	0	0	0	0	0	0	1	9	12	54.00	9.000	
Jeff Bennett, R ERA: 4.35	1.0		4	1	0	0	2	0	0	0	0	0	0	10	16	0.00	1.000	
Dan Kolb, R ERA: 2.42	1.0		4	0	0	0	0	1	0	0	0	0	0	9	16	0.00	1.000	

Pittsburgh Pirates @ Milwaukee Brewers  
Miller Park, Milwaukee, WI  
Mon Aug 30 2004, 7:05 PM CDT  
Att: 23,512 - Sunny - 75 F


AB 34  
R 5  
H 8  
RBI 5  
BB 4  
SO 6  
LOB 9



Batter	1	2	3	4	5	6	7	8	9	AB	R	H	RBI	BB	SO	LOB	BOTTOM					
Scott Podsednik, L OBP: 0.319, SLG: 0.381	CS			G4-3			F9		L8	4	0	1	0	0	0	1						
Brady Clark, R OBP: 0.369, SLG: 0.358	G5-3				P5				F8	4	0	0	0	0	0	1						
Lyle Overbay, L OBP: 0.391, SLG: 0.496	L3				K					4	0	2	0	0	1	0						
Russell Branyan, L OBP: 0.318, SLG: 0.587										3	0	1	0	1	1	2						
Geoff Jenkins, L OBP: 0.315, SLG: 0.447	G3									4	1	2	0	0	0	2						
2 Bill Hall, R OBP: 0.283, SLG: 0.400	G6-3									3	0	0	1	0	1	3						
Chad Moeller, R OBP: 0.267, SLG: 0.321	G6-3									4	0	1	0	0	2	1						
Craig Counsell, L OBP: 0.335, SLG: 0.317										3	0	0	0	1	0	1						
Ben Hendrickson, R ERA: 7.66 Mike Adams, R ERA: 3.7 Ben Griewe, L OBP: 0.346, SLG: 0.415 Wes Helms, R OBP: 0.321, SLG: 0.333 Jeff Bennett, R ERA: 4.35 Dan Kolb, R ERA: 2.42										2	0	0	0	0	1	1						
<b>Inning Stats</b>	R: 0 H: 1 E: 0 K: 0 S: 10	H: 1 LOB: 0 BB: 0 P: 14	R: 0 H: 1 E: 0 K: 0 S: 6	H: 1 LOB: 1 BB: 0 P: 9	R: 0 H: 0 E: 0 K: 0 S: 10	H: 0 LOB: 0 BB: 0 P: 16	R: 0 H: 1 E: 0 K: 1 S: 14	H: 1 LOB: 2 BB: 1 P: 24	R: 0 H: 0 E: 0 K: 2 S: 10	H: 0 LOB: 1 BB: 1 P: 18	R: 0 H: 1 E: 0 K: 0 S: 11	H: 1 LOB: 1 BB: 0 P: 14	R: 0 H: 1 E: 0 K: 1 S: 15	H: 1 LOB: 1 BB: 0 P: 22	R: 0 H: 1 E: 0 K: 1 S: 11	H: 1 LOB: 0 BB: 0 P: 20	R: 1 H: 1 E: 0 K: 1 S: 13	H: 1 LOB: 0 BB: 0 P: 20	1B: 4 2B: 2 3B: 1 HR: 0	SF: 1 SAC: 0 DP: 0 HBP: 0	WP: 0 PB: 0 SB: 0 CS: 1	PA: 35
<b>PITCHER</b>	IP	WLS	BF	H	R	ER	SO	BB	IBB	HBP	BLK	WP	HR	S	P	ERA	WHIP					
Josh Fogg, R ERA: 2.71	6.2	W	26	5	0	0	4	2	0	0	0	0	0	72	110	0.00	1.050					
Michael Gonzalez, L ERA: 1.1	1.1		5	1	0	0	1	0	0	0	0	0	0	15	27	0.00	0.750					
Jose Mesa, R ERA: 3.22	1.0		4	1	1	1	1	0	0	0	0	0	0	13	20	9.00	1.000					

Pittsburgh Pirates @ Milwaukee Brewers  
Miller Park, Milwaukee, WI  
Mon Aug 30 2004, 7:05 PM CDT  
Att: 23,512 - Sunny - 75 F

AB 32  
R 1  
H 7  
RBI 1  
BB 2  
SO 6  
LOB 13














Batter	1	2	3	4	5	6	7	8	9	AB	R	H	RBI	BB	SO	LOB	TOP						
<b>Tike Redman, L</b> OBP: 0.300, SLG: 0.365 (1, 8)	F7		P6			1B		G3		4	0	1	0	0	0	1							
<b>2 Jack Wilson, R</b> OBP: 0.333, SLG: 0.463 <b>Frank Brooks, L</b> (6, 1)	2B			K					K2-3	3	0	1	0	0	2	1							
<b>19 José Bautista, R</b> OBP: 0.305, SLG: 0.280 (9, PH)										1	0	0	0	0	1	0							
<b>Daryle Ward, L</b> OBP: 0.316, SLG: 0.541 (1, 3)	K			F7						4	0	1	0	0	2	1							
<b>Rob Mackowiak, L</b> OBP: 0.325, SLG: 0.433 (1, 9)	P5			K2-3						4	0	0	0	0	1	2							
<b>Ty Wigginton, R</b> OBP: 0.317, SLG: 0.433 (1, 5)		G5-3				BB				2	1	1	1	1	0	0							
<b>Jason Bay, R</b> OBP: 0.397, SLG: 0.564 (1, 7)	F8			P4				HR		3	0	0	0	0	0	1							
<b>Abraham Nunez, S</b> OBP: 0.281, SLG: 0.314 (6, 6)										3	0	0	0	0	2	1							
<b>11 Humberto Cota, R</b> OBP: 0.280, SLG: 0.478 (1, 2)				K						3	0	0	0	0	2	0							
<b>Dave Williams, L</b> (1, 1)										1	0	0	0	0	0	0							
<b>Nelson Figueroa, R</b> (4, 1)				G2-3						1	0	0	0	0	0	0							
<b>Bobby Hill, S</b> OBP: 0.345, SLG: 0.332 (6, 4)										0	0	0	0	0	0	0							
<b>Inning Stats</b>	R: 0 E: 0 K: 1 S: 13	H: 1 LOB: 1 BB: 0 P: 17	R: 0 E: 0 K: 1 S: 7	H: 0 LOB: 0 BB: 0 P: 11	R: 0 E: 0 K: 1 S: 7	H: 0 LOB: 0 BB: 0 P: 11	R: 0 E: 0 K: 2 S: 10	H: 0 LOB: 0 BB: 1 P: 12	R: 0 E: 0 K: 1 S: 11	H: 1 LOB: 1 BB: 0 P: 16	R: 1 E: 0 K: 1 S: 8	H: 1 LOB: 0 BB: 0 P: 10	R: 0 E: 0 K: 2 S: 8	H: 0 LOB: 1 BB: 0 P: 11	R: 0 E: 0 K: 1 S: 7	H: 1 LOB: 0 BB: 0 P: 10	1B: 2 2B: 2 3B: 0 HR: 1	SF: 0 SAC: 0 DP: 2 HBP: 1	WP: 0 PB: 0 SB: 1 CS: 0	PA: 31			
<b>PITCHER</b> <b>15 Ben Sheets, R</b> ERA: 2.94 (1, 1)	IP: 9.0 WLS: W BF: 31 H: 4 R: 1 ER: 1 SO: 10 BB: 1 IBB: 0 HBP: 1 BLK: 0 WP: 0 HR: 1 S: 73 P: 105 ERA: 1.00 WHIP: 0.556											<b>PITCHER</b>	IP: 9.0 WLS: W BF: 31 H: 4 R: 1 ER: 1 SO: 10 BB: 1 IBB: 0 HBP: 1 BLK: 0 WP: 0 HR: 1 S: 73 P: 105 ERA: 1.00 WHIP: 0.556										

**Pittsburgh Pirates @ Milwaukee Brewers**  
Miller Park, Milwaukee, WI  
Thu Sep 02 2004, 1:05 PM CDT  
Att: 11,763 - Sunny - 82 F


AB 29  
R 1  
H 4  
RBI 1  
BB 1  
SO 10  
LOB 7



Batter	1	2	3	4	5	6	7	8	9	AB	R	H	RBI	BB	SO	LOB	BOTTOM						
<b>Brady Clark, R</b> OBP: 0.373, SLG: 0.363 (1, 8)	3B	HR		CI		1B		F8		2	3	1	0	1	0	0							
<b>2 Bill Hall, R</b> OBP: 0.283, SLG: 0.404 (1, 4)	F8	HR		K		BB				4	1	2	4	1	1	3							
<b>Lyle Overbay, L</b> OBP: 0.394, SLG: 0.493 (1, 3)	K	K				BB		F8		4	0	1	0	1	2	2							
<b>Geoff Jenkins, L</b> OBP: 0.316, SLG: 0.452 (1, 7)	1B	3B		G1-3		BB		F8		3	1	1	1	1	0	2							
<b>Keith Ginter, R</b> OBP: 0.320, SLG: 0.436 (1, 5)	1B			F7		BB		HR		4	1	2	2	0	0	2							
<b>Chris Magruder, S</b> OBP: 0.345, SLG: 0.404 (1, 9)	F8			G4-3		K		F7		4	0	0	0	0	1	3							
<b>Chad Moeller, R</b> OBP: 0.267, SLG: 0.322 (1, 2)		1B				2B		K		4	0	2	0	0	1	2							
<b>Craig Counsell, L</b> OBP: 0.329, SLG: 0.311 (1, 6)		HR		L7				P3		4	1	0	0	0	0	2							
<b>15 Ben Sheets, R</b> OBP: 0.143, SLG: 0.077 (1, 1)		SH3-4		K		G6-3		K		3	0	0	0	0	2	1							
<b>Inning Stats</b>	R: 2 E: 0 K: 1 S: 15	H: 2 LOB: 1 BB: 0 P: 23	R: 3 E: 0 K: 1 S: 12	H: 2 LOB: 0 BB: 1 P: 17	R: 0 E: 0 K: 0 S: 8	H: 0 LOB: 0 BB: 0 P: 13	R: 0 E: 1 K: 2 S: 17	H: 1 LOB: 2 BB: 0 P: 21	R: 0 E: 0 K: 1 S: 10	H: 1 LOB: 2 BB: 1 P: 18	R: 1 E: 0 K: 0 S: 15	H: 2 LOB: 1 BB: 1 P: 28	R: 1 E: 0 K: 1 S: 9	H: 1 LOB: 0 BB: 0 P: 13	R: 0 E: 0 K: 1 S: 6	H: 0 LOB: 1 BB: 1 P: 13	1B: 4 2B: 2 3B: 1 HR: 2	SF: 0 SAC: 1 DP: 0 HBP: 1	WP: 0 PB: 0 SB: 1 CS: 0	PA: 39			
<b>PITCHER</b> <b>Dave Williams, L</b> ERA: 8.71 <b>Nelson Figueroa, R</b> ERA: 6.0 <b>Frank Brooks, L</b> ERA: 1.23 (1, 1)	IP: 3.2 WLS: L BF: 19 H: 5 R: 5 ER: 5 SO: 3 BB: 0 IBB: 0 HBP: 1 BLK: 0 WP: 0 HR: 1 S: 25 P: 43 ERA: 4.50 WHIP: 2.500											<b>PITCHER</b>	IP: 3.2 WLS: L BF: 19 H: 5 R: 5 ER: 5 SO: 3 BB: 0 IBB: 0 HBP: 1 BLK: 0 WP: 0 HR: 1 S: 25 P: 43 ERA: 4.50 WHIP: 2.500										

**Pittsburgh Pirates @ Milwaukee Brewers**  
Miller Park, Milwaukee, WI  
Thu Sep 02 2004, 1:05 PM CDT  
Att: 11,763 - Sunny - 82 F

AB 32  
R 7  
H 9  
RBI 7  
BB 4  
SO 7  
LOB 17





Batter	1	2	3	4	5	6	7	8	9	AB	R	H	RBI	BB	SO	LOB	TOP		
18 Jason Kendall, R OBP: 0.388, SLG: 0.370										5	1	1	1	0	2	3	Pittsburgh Pirates @ Houston Astros Minute Maid Park, Houston, TX Fri Sep 03 2004, 7:05 PM CDT Att: 40,992 - Dome - 72 F		
2 Jack Wilson, R OBP: 0.332, SLG: 0.465										4	0	1	2	0	0	2			
Rob Mackowiak, L OBP: 0.324, SLG: 0.430										3	0	0	0	1	0	0			
Craig Wilson, R OBP: 0.364, SLG: 0.520										3	1	0	0	1	0	2			
Daryle Ward, L OBP: 0.311, SLG: 0.532										4	0	0	0	0	2	1			
Ty Wigginton, R OBP: 0.316, SLG: 0.432										4	1	1	0	0	1	0			
Tike Redman, L OBP: 0.301, SLG: 0.365										3	1	1	0	1	0	0			
Jose Castillo, R OBP: 0.316, SLG: 0.389										4	1	2	2	0	2	0			
Oliver Pérez, L OBP: 0.235, SLG: 0.254										2	0	0	0	0	0	2			
Brian Meadows, R OBP: 0.347, SLG: 0.535										1	0	1	0	0	0	0			
<b>Inning Stats</b>	R: 0 E: 0 K: 1 S: 7	H: 0 LOB: 0 BB: 0 P: 9	R: 0 E: 0 K: 0 S: 9	H: 0 LOB: 0 BB: 0 P: 16	R: 0 E: 0 K: 0 S: 8	H: 2 LOB: 2 BB: 0 P: 14	R: 0 E: 0 K: 0 S: 6	H: 0 LOB: 0 BB: 0 P: 10	R: 0 E: 0 K: 2 S: 10	H: 0 LOB: 0 BB: 0 P: 15	R: 6 E: 0 K: 1 S: 27	H: 5 LOB: 3 BB: 3 P: 46	R: 0 E: 0 K: 1 S: 9	H: 0 LOB: 0 BB: 0 P: 12	R: 0 E: 0 K: 1 S: 9	H: 1 LOB: 0 BB: 0 P: 13	1B: 7 2B: 0 3B: 1 HR: 0	SF: 0 SAC: 0 DP: 1 HBP: 0	WP: 0 PA: 37 PB: 0 SB: 0 CS: 0
<b>PITCHER</b>	IP WLS BF H R ER SO BB IBB HBP BLK WP HR S P ERA WHIP																		
Roger Clemens, R ERA: 3.27	(1, 1) 6.2 W 28 6 6 6 5 2 0 0 0 0 0 0 69 109 8.10 1.200																		
Russ Springer, R ERA: 4.47	(7, 1) 0.1 H 3 1 0 0 0 1 0 0 0 0 0 0 8 14 0.00 6.000																		
Dan Wheeler, R ERA: 4.47	(8, 1) 1.0 H 3 0 0 0 1 0 0 0 0 0 0 0 9 12 0.00 0.000																		
54 Brad Lidge, R ERA: 1.98	(9, 1) 1.0 S 3 1 0 0 1 0 0 0 0 0 0 0 9 13 0.00 1.000																		

Batter	1	2	3	4	5	6	7	8	9	AB	R	H	RBI	BB	SO	LOB	BOTTOM		
Craig Biggio, R OBP: 0.349, SLG: 0.474										5	1	1	1	0	1	4	Pittsburgh Pirates @ Houston Astros Minute Maid Park, Houston, TX Fri Sep 03 2004, 7:05 PM CDT Att: 40,992 - Dome - 72 F		
Carlos Beltrán, S OBP: 0.370, SLG: 0.571										4	3	2	1	1	1	1			
5 Jeff Bagwell, R OBP: 0.378, SLG: 0.462										3	1	1	2	1	1	0			
17 Lance Berkman, S OBP: 0.459, SLG: 0.565										4	1	2	1	0	1	1			
Jeff Kent, R OBP: 0.339, SLG: 0.506										4	0	0	0	0	0	4			
Mike Lamb, L OBP: 0.368, SLG: 0.510										4	1	1	0	0	3	3			
Jose Vizcaino, S OBP: 0.326, SLG: 0.395										3	1	1	1	1	0	2			
Brad Ausmus, R OBP: 0.310, SLG: 0.339										2	0	1	1	1	0	0			
Roger Clemens, R OBP: 0.230, SLG: 0.190	(1, 1) 5.2 L 27 7 7 7 7 2 0 0 0 0 0 0 4 63 11.12 1.588																		
Russ Springer, R ERA: 3.43	(7, 1) 0.0 3 2 1 1 0 1 0 0 0 0 0 0 10 18 ∞ ∞																		
Dan Wheeler, R OBP: 0.200, SLG: 0.200	(8, 1) 2.0 7 1 0 0 2 0 0 0 0 0 0 0 14 17 0.00 0.500																		
Orilando Palmeiro, L OBP: 0.348, SLG: 0.360	(8, PH) 0.0 3 2 1 1 0 1 0 0 0 0 0 0 10 18 ∞ ∞																		
16 Jason Lane, R OBP: 0.319, SLG: 0.400	(9, 7) 2.0 7 1 0 0 2 0 0 0 0 0 0 0 14 17 0.00 0.500																		
<b>Inning Stats</b>	R: 0 E: 0 K: 2 S: 10	H: 0 LOB: 0 BB: 0 P: 12	R: 0 E: 0 K: 1 S: 5	H: 0 LOB: 0 BB: 0 P: 9	R: 1 E: 0 K: 1 S: 8	H: 1 LOB: 1 BB: 1 P: 15	R: 1 E: 1 K: 2 S: 11	H: 1 LOB: 1 BB: 0 P: 17	R: 0 E: 0 K: 1 S: 10	H: 0 LOB: 0 BB: 0 P: 12	R: 5 E: 0 K: 0 S: 21	H: 5 LOB: 2 BB: 2 P: 41	R: 1 E: 0 K: 1 S: 15	H: 2 LOB: 2 BB: 1 P: 24	R: 0 E: 0 K: 1 S: 9	H: 1 LOB: 1 BB: 0 P: 11	1B: 5 2B: 2 3B: 0 HR: 4	SF: 1 SAC: 1 DP: 1 HBP: 0	WP: 0 PA: 38 PB: 0 SB: 0 CS: 0
<b>PITCHER</b>	IP WLS BF H R ER SO BB IBB HBP BLK WP HR S P ERA WHIP																		
Oliver Pérez, L ERA: 3.15	(1, 1) 5.2 L 27 7 7 7 7 2 0 0 0 0 0 0 4 63 11.12 1.588																		
Brian Meadows, R ERA: 3.43	(6, 1) 0.1 1 0 0 0 0 0 0 0 0 0 0 0 2 4 0.00 0.000																		
34 John Grabow, L ERA: 5.44	(7, 1) 0.0 3 2 1 1 0 1 0 0 0 0 0 0 10 18 ∞ ∞																		
16 Salomon Torres, R ERA: 2.74	(7, 1) 2.0 7 1 0 0 2 0 0 0 0 0 0 0 14 17 0.00 0.500																		

AB 34  
R 6  
H 8  
RBI 6  
BB 3  
SO 7  
LOB 10



AB 32  
R 8  
H 10  
RBI 8  
BB 4  
SO 9  
LOB 16





Batter	1	2	3	4	5	6	7	8	9	AB	R	H	RBI	BB	SO	LOB	TOP										
18 Jason Kendall, R OBP: 0.390, SLG: 0.370	G5-3		1-2 HR 1B		4-1 FC6-4 BB		4-2 2 2B BB		1-3 K	3	2	1	0	2	1	1											
2 Jack Wilson, R OBP: 0.334, SLG: 0.474	HR		1-2 HR 1B		0-1 F9		1-0 1-H 2B		1-1 P2	5	2	3	2	0	0	2											
Jason Bay, R OBP: 0.365, SLG: 0.569	K		3-1 1-H 2-H HR		1-3 K		0-3 K			4	1	1	3	0	3	2											
Craig Wilson, R OBP: 0.362, SLG: 0.516	F7		1-3 K		1-1 FC6-4			0-1 E5 1B		4	0	0	0	0	1	1											
Daryle Ward, L OBP: 0.310, SLG: 0.524		4-2 FC6-4 BB	3-3 K			3-3 K		1-3 K		3	0	0	0	1	3	1											
Ty Wigington, R OBP: 0.318, SLG: 0.431		4-0 FC6-4 BB	2-2 G6-3			3-1 G5-3		0-0 E7 1B		3	0	1	0	1	0	0											
19 José Bautista, R OBP: 0.329, SLG: 0.529 Nelson Figueroa, R OBP: 0.348, SLG: 0.333 16 Salomón Torres, R OBP: 0.500, SLG: 1.000		2-3 K		0-0 G5-3		2-3 K		1-3 K		3	0	0	0	0	2	2											
Jose Castillo, R OBP: 0.313, SLG: 0.385 Rob Mackowiak, L OBP: 0.326, SLG: 0.430		3-1 FC6-4		0-1 G6-3			0-0 G6-3		2-2 HBP	3	0	0	0	0	0	2											
Josh Fogg, R OBP: 0.071, SLG: 0.071 Tike Redman, L OBP: 0.300, SLG: 0.363		1-2 L6		0-0 G6-3			1-1 G6-3		2-1 F7	2	0	0	0	0	0	2											
<b>Inning Stats</b>	R: 1 E: 0 K: 1 S: 11	H: 1 LOB: 0 BB: 0 P: 17	R: 0 E: 0 K: 1 S: 12	H: 0 LOB: 2 BB: 2 P: 26	R: 3 E: 0 K: 2 S: 27	H: 3 LOB: 0 BB: 0 P: 38	R: 0 E: 0 K: 0 S: 4	H: 0 LOB: 1 BB: 1 P: 4	R: 0 E: 0 K: 2 S: 13	H: 0 LOB: 0 BB: 0 P: 21	R: 1 E: 0 K: 1 S: 11	H: 1 LOB: 1 BB: 1 P: 17	R: 0 E: 2 K: 1 S: 9	H: 1 LOB: 1 BB: 0 P: 11	R: 0 E: 0 K: 1 S: 9	H: 0 LOB: 1 BB: 0 P: 15	1B: 3 2B: 1 3B: 0 HR: 2	SF: 0 SAC: 0 DP: 0 HBP: 1	WP: 0 PB: 0 SB: 0 CS: 0	PA: 38							
<b>PITCHER</b>	IP	WLS	BF	H	R	ER	SO	BB	IBB	HBP	BLK	WP	HR	S	P	ERA	WHIP										
Carlos Hernández, L ERA: 6.31	3.0		15	4	4	4	4	2	0	0	0	0	2	50	81	12.00	2.000										
Kirk Bullinger, R ERA: 5.46	1.0		3	0	0	0	0	0	0	0	0	0	0	4	4	0.00	0.000										
Chad Harville, R ERA: 5.11	2.0		7	0	0	0	3	1	0	0	0	0	0	22	36	0.00	0.500										
Chad Qualls, R ERA: 5.28	1.0	W	5	1	1	1	1	1	0	0	0	0	0	11	17	9.00	2.000										
Russ Springer, R ERA:	1.0	H	4	1	0	0	2	0	0	0	0	0	0	9	11	0.00	1.000										

Pittsburgh Pirates @ Houston Astros  
Minute Maid Park, Houston, TX  
Sat Sep 04 2004, 6:05 PM CDT  
Att: 38,605 - Dome - 72 F

AB	33
R	5
H	6
RBI	5
BB	4
SO	11
LOB	15



Batter	1	2	3	4	5	6	7	8	9	AB	R	H	RBI	BB	SO	LOB	BOTTOM										
Craig Biggio, R OBP: 0.349, SLG: 0.476 54 Brad Lidge, R ERA: 1.95	5 BB 17 SF8 2B	G5-3		0-1 E8 1-H 2-H 1B		G5-3		1-3 K		5	1	2	1	0	1	2											
Carlos Beltrán, S OBP: 0.388, SLG: 0.566	17 SF8 5 BB SF8 BB		0-0 F8	2-1 F7		G3-1		2-2 G1-4-3		4	1	0	0	1	0	2											
5 Jeff Bagwell, R OBP: 0.380, SLG: 0.466	4-2 1-2 2-3 BB		3-2 17 FC5-4 1B		1-3 K		1-1 2 BB 3B		0-0 G6-3	4	1	2	0	1	1	0											
17 Lance Berkman, S OBP: 0.457, SLG: 0.563	2-0 SF8		1-1 FC5-4		4-0 S BB		0-0 P3			2	0	0	1	1	0	2											
Jeff Kent, R OBP: 0.339, SLG: 0.503	2-3 3-H SF8		0-0 L5		2-3 K		4-0 2B IBB			2	0	0	1	1	1	2											
Mike Lamb, L OBP: 0.396, SLG: 0.510	3-H G2-3		2-2 G3-1		2-3 K		0-0 1-3 4-0 2B			4	0	1	1	0	1	2											
Jose Vizcaino, S OBP: 0.329, SLG: 0.394		0-0 F7		2-2 F7		0-1 SH2-3 E 1B		1-0 SH2-3 IBB		3	1	1	0	1	0	0											
Raul Chavez, R OBP: 0.255, SLG: 0.258 Brad Ausmus, R OBP: 0.309, SLG: 0.338		1-2 2B		2-2 1B 2B		1-0 SH2-3		0-3 K		2	1	2	0	0	0	0											
Carlos Hernandez, S ERA: 6.31 Kirk Bullinger, R ERA: 5.46 Chad Harville, R ERA: 5.11 Morgan Ensberg, R ERA: 5.11 Gerrido Palmaro, L ERA: 3.39 Russ Springer, R ERA: 2.27		2-0 F8		4-1 1B BB		0-1 E8 2H 2B		2-2 G4-3		1	0	0	0	0	0	1											
<b>Inning Stats</b>	R: 2 E: 0 K: 0 S: 14	H: 1 LOB: 1 BB: 2 P: 26	R: 0 E: 0 K: 0 S: 7	H: 1 LOB: 0 BB: 0 P: 11	R: 0 E: 1 K: 0 S: 9	H: 1 LOB: 1 BB: 0 P: 13	R: 2 E: 1 K: 0 S: 15	H: 2 LOB: 1 BB: 1 P: 27	R: 0 E: 0 K: 3 S: 11	H: 0 LOB: 1 BB: 1 P: 20	R: 1 E: 1 K: 0 S: 10	H: 2 LOB: 1 BB: 0 P: 11	R: 1 E: 0 K: 1 S: 12	H: 2 LOB: 3 BB: 2 P: 23	R: 0 E: 0 K: 1 S: 8	H: 0 LOB: 0 BB: 0 P: 11	1B: 3 2B: 5 3B: 1 HR: 0	SF: 2 SAC: 1 DP: 0 HBP: 0	WP: 0 PB: 0 SB: 1 CS: 0	PA: 39							
<b>PITCHER</b>	IP	WLS	BF	H	R	ER	SO	BB	IBB	HBP	BLK	WP	HR	S	P	ERA	WHIP										
Josh Fogg, R ERA: 4.76	6.0		29	7	5	4	3	4	0	0	0	0	0	2	3	6.00	1.833										
Nelson Figueroa, R ERA: 6.75	0.0	L	1	1	1	1	0	0	0	0	0	0	0	2	3	∞	∞										
Frank Brooks, L ERA: 1.17	0.1		4	1	0	0	0	0	2	0	0	0	0	2	10	0.00	3.000										
Brian Meadows, R ERA: 3.39	0.2		2	0	0	0	1	0	0	0	0	0	0	8	10	0.00	0.000										
16 Salomón Torres, R ERA: 2.27	1.0		3	0	0	0	1	0	0	0	0	0	0	8	11	0.00	0.000										

Pittsburgh Pirates @ Houston Astros  
Minute Maid Park, Houston, TX  
Sat Sep 04 2004, 6:05 PM CDT  
Att: 38,605 - Dome - 72 F

AB	30
R	6
H	9
RBI	5
BB	6
SO	5
LOB	17









Batter	1	2	3	4	5	6	7	8	9	AB	R	H	RBI	BB	SO	LOB	TOP								
Scott Podsednik, L (1.8) OBP: 0.327, SLG: 0.383	G6-3		1-1 SAFE 1B	0-1 G4-6-3 1B			2-2 F7		2-1 F8	5	1	2	0	0	0	2									
Brady Clark, R (1.9) OBP: 0.375, SLG: 0.368	F7		1-1 SAFE 1B	1-0 P4			2-2 G5-3		2-1 2B	5	1	2	4	0	0	1									
Lyle Overbay, L (1.3) OBP: 0.392, SLG: 0.487	K		1-1 SAFE 1B	2-2 G4-6-3			F7		F8	4	1	0	0	1	1	2									
Geoff Jenkins, L (1.7) OBP: 0.323, SLG: 0.466		1-0 HR	3-1 BB 1B 2B		0-1 G4-3			2-2 G4-3		4	2	2	3	0	0	0									
Keith Ginter, R (1.4) OBP: 0.321, SLG: 0.444	F7		1-2 BB 1B HBP		1-3 K			2-3 K		3	1	0	0	0	2	0									
Russell Branyan, L (1.5) OBP: 0.302, SLG: 0.547	G4-3		2-3 K		2-3 K			0-0 F8		4	0	0	0	0	2	2									
Chad Moeller, R (1.2) OBP: 0.272, SLG: 0.317	G5-3		4-2 FC5 1B BB			0-0 F9			1-1 BB 2B HBP	2	1	0	0	1	0	0									
Craig Counsell, L (1.6) OBP: 0.333, SLG: 0.310			1-2 2-3 BB			1-2 F9			4-0 2B BB	3	2	2	2	1	0	0									
Gary Glover, R (1.1) Ben Ford, R (6.1) Mike Adams, R (7.1) Dave Krynzek, L (8.9) Luis Vizcaino, R (9.1) Dan Kolb, R (9.1)			1-1 K			0-3 K			1-1 B5	3	0	0	0	0	0	2									
<b>Inning Stats</b>	R: 0 E: 0 K: 1 S: 11	H: 0 LOB: 0 BB: 0 P: 17	R: 1 E: 0 K: 0 S: 6	H: 1 LOB: 0 BB: 0 P: 11	R: 6 E: 0 K: 2 S: 24	H: 5 LOB: 2 BB: 2 P: 43	R: 0 E: 0 K: 0 S: 7	H: 1 LOB: 0 BB: 0 P: 10	R: 0 E: 0 K: 2 S: 8	H: 0 LOB: 0 BB: 0 P: 11	R: 0 E: 0 K: 1 S: 9	H: 0 LOB: 0 BB: 0 P: 10	R: 0 E: 0 K: 0 S: 10	H: 0 LOB: 0 BB: 0 P: 14	R: 0 E: 0 K: 1 S: 7	H: 0 LOB: 0 BB: 0 P: 11	R: 2 E: 0 K: 0 S: 8	H: 1 LOB: 1 BB: 1 P: 18	1B: 5 2B: 2 3B: 0 HR: 1	SF: 0 SAC: 0 DP: 1 HBP: 2	WP: 0 PB: 0 SB: 1 CS: 0	PA: 39			
<b>PITCHER</b>	IP	WLS	BF	H	R	ER	SO	BB	IBB	HBP	BLK	WP	HR	S	P	ERA	WHIP								
Ryan Vogelsong, R (1.1) ERA: 6.81	2.2	L	16	5	7	7	3	2	0	1	0	0	1	36	65	23.62	2.625								
Nelson Figueroa, R (3.1) ERA: 5.94	1.1		5	2	0	0	0	0	0	0	0	0	0	12	16	0.00	1.500								
Frank Brooks, L (5.1) ERA: 0.93	2.0		6	0	0	0	3	0	0	0	0	0	0	17	21	0.00	0.000								
34 John Grabow, L (7.1) ERA: 5.3	2.0		6	0	0	0	1	0	0	0	0	0	0	17	25	0.00	0.000								
Jose Mesa, R (9.1) ERA: 3.41	1.0		6	1	2	2	0	1	0	1	0	0	0	8	18	18.00	2.000								

Milwaukee Brewers @ Pittsburgh Pirates  
PNC Park, Pittsburgh, PA  
Mon Sep 06 2004, 4:05 PM EDT  
Att: 12,771 - Sunny - 75 F

AB	34
R	9
H	8
RBI	9
BB	3
SO	7
LOB	12



Batter	1	2	3	4	5	6	7	8	9	AB	R	H	RBI	BB	SO	LOB	BOTTOM								
18 Jason Kendall, R (1.2) OBP: 0.394, SLG: 0.375	F8		2-2 F9	3-2 HBP		3-2 2 G6-3 1B		1-2 1B		4	0	2	1	0	0	0									
2 Jack Wilson, R (1.6) OBP: 0.331, SLG: 0.468	S 1B		3-1 P3	1-3 K		3-2 G6-3		2-3 K		5	0	1	0	0	2	6									
Daryle Ward, L (1.3) OBP: 0.311, SLG: 0.517	4-2 1B BB		3-2 L1-6		3-3 K		1-2 F8		1-2 1B SF8 2B	4	1	1	0	1	1	2									
Craig Wilson, R (1.9) OBP: 0.361, SLG: 0.510	1-0 F4			4-1 HR BB	2-2 F9		1-2 K		2-1 BB 1B	4	1	1	0	1	1	2									
Rob Mackowiak, L (1.5) OBP: 0.324, SLG: 0.432	1-1 G3			0-0 HR	1-0 G4-3		2-2 E3		4-2 BB	4	1	1	2	1	0	2									
Jason Bay, R (1.7) OBP: 0.370, SLG: 0.574		0-0 FC6-4 1B		4-2 FC4-6 BB		2-1 1B SF8 1B	0-3 K		1-1 SF8	3	1	2	1	1	1	1									
Tike Redman, L (1.8) OBP: 0.299, SLG: 0.361	0-0 FC6-4 G4-3 WP 1-2		0-0 FC4-6 1B G5-3 1-2		0-0 FC4-6 1B G5-3 1-2	2-1 1B BB 1B	0-0 L3		3-1 L8	5	1	1	0	0	0	5									
Jose Castillo, R (1.4) OBP: 0.311, SLG: 0.379	3-2 SAFE G4-3		1-2 G5-3		1-2 G5-3	4-0 2 G6-3 1B 1B	2-3 K		0-2 G4-3	4	0	0	0	1	1	4									
Ryan Vogelsong, R (1.1) ERA: 7.2 Nelson Figueroa, R (4.9) Abraham Nunez, S (5.1) Frank Brooks, L (5.1) Bobby Hill, S (6.9) 34 John Grabow, L (7.1) Ty Wigginton, R (8.9) Jose Mesa, R (9.1)		0-1 F9		2-1 18 HBP 1B		3-2 SF8		1-1 F7		1	0	0	0	0	0	1									
<b>Inning Stats</b>	R: 0 E: 0 K: 0 S: 10	H: 1 LOB: 2 BB: 1 P: 18	R: 0 E: 0 K: 0 S: 14	H: 1 LOB: 1 BB: 0 P: 17	R: 0 E: 0 K: 0 S: 8	H: 0 LOB: 0 BB: 0 P: 16	R: 2 E: 0 K: 1 S: 18	H: 2 LOB: 3 BB: 2 P: 33	R: 0 E: 0 K: 1 S: 7	H: 0 LOB: 0 BB: 0 P: 13	R: 2 E: 0 K: 0 S: 16	H: 3 LOB: 2 BB: 1 P: 34	R: 0 E: 1 K: 2 S: 13	H: 0 LOB: 1 BB: 0 P: 16	R: 0 E: 0 K: 2 S: 12	H: 1 LOB: 1 BB: 0 P: 18	R: 1 E: 0 K: 0 S: 20	H: 2 LOB: 2 BB: 1 P: 29	1B: 8 2B: 1 3B: 0 HR: 1	SF: 2 SAC: 0 DP: 0 HBP: 1	WP: 1 PB: 0 SB: 1 CS: 0	PA: 44			
<b>PITCHER</b>	IP	WLS	BF	H	R	ER	SO	BB	IBB	HBP	BLK	WP	HR	S	P	ERA	WHIP								
Gary Glover, R (1.1) ERA: 7.2	5.0	W	25	6	4	4	2	3	0	1	0	0	1	61	105	7.20	1.800								
Ben Ford, R (6.1) ERA: 6.86	1.0		5	1	0	0	0	1	0	0	0	0	0	12	26	0.00	2.000								
Mike Adams, R (7.1) ERA: 3.38	2.0	H	8	1	0	0	4	0	0	0	0	0	0	25	34	0.00	0.500								
Luis Vizcaino, R (9.1) ERA: 4.18	0.0		3	2	1	1	0	1	0	0	0	0	0	9	16	∞	∞								
Dan Kolb, R (9.1) ERA: 2.44	1.0	S	3	0	0	0	0	0	0	0	0	0	0	11	13	0.00	0.000								

Milwaukee Brewers @ Pittsburgh Pirates  
PNC Park, Pittsburgh, PA  
Mon Sep 06 2004, 4:05 PM EDT  
Att: 12,771 - Sunny - 75 F

AB	36
R	5
H	10
RBI	5
BB	5
SO	6
LOB	23





Batter	1	2	3	4	5	6	7	8	9	AB	R	H	RBI	BB	SO	LOB	TOP					
Scott Podsednik, L (1,8) OBP: 0.325, SLG: 0.380	F9		G5-3			G1-3		G6-3		4	0	0	0	0	0	0						
Brady Clark, R (1,9) OBP: 0.371, SLG: 0.363	F7		F7			L7		F9		4	0	0	0	0	0	0						
Lyle Overbay, L (1,3) OBP: 0.391, SLG: 0.487	2B			G5-3		K		L3		4	0	1	0	0	1	0						
Geoff Jenkins, L (1,7) OBP: 0.324, SLG: 0.465	HBP			K		G5-3		1B		3	0	1	0	0	1	0						
Keith Ginter, R (1,5) OBP: 0.320, SLG: 0.440	K			G4-3		BB		F8		3	0	0	0	1	1	3						
2 Bill Hall, R (1,4) OBP: 0.276, SLG: 0.395		G6-3			P4		F8			3	0	0	0	0	0	1						
Chad Moeller, R (1,2) OBP: 0.269, SLG: 0.313		F7			P3		K			3	0	0	0	0	1	1						
Craig Counsell, L (1,6) OBP: 0.333, SLG: 0.310		L9			1B			G6-3		3	0	1	0	0	0	0						
15 Ben Sheets, R (1,1) OBP: 0.138, SLG: 0.074 Chris Magruder, S (8,PH) OBP: 0.339, SLG: 0.431 Luis Vizcaino, R (8,1)			K			K		G3-1		2	0	0	0	0	2	1						
										1	0	0	0	0	0	0						
										0	0	0	0	0	0	0						
<b>Inning Stats</b>	R: 0 E: 0 K: 1 S: 8	H: 1 LOB: 2 BB: 0 P: 18	R: 0 E: 0 K: 0 S: 5	H: 0 LOB: 0 BB: 0 P: 7	R: 0 E: 0 K: 1 S: 11	H: 0 LOB: 0 BB: 0 P: 13	R: 0 E: 0 K: 1 S: 8	H: 0 LOB: 0 BB: 0 P: 12	R: 0 E: 0 K: 1 S: 9	H: 1 LOB: 1 BB: 0 P: 14	R: 0 E: 0 K: 1 S: 7	H: 0 LOB: 0 BB: 0 P: 10	R: 0 E: 0 K: 1 S: 10	H: 0 LOB: 1 BB: 1 P: 23	R: 0 E: 0 K: 0 S: 4	H: 0 LOB: 0 BB: 0 P: 6	R: 0 E: 0 K: 0 S: 14	H: 1 LOB: 1 BB: 0 P: 20	1B: 2 2B: 1 3B: 0 HR: 0	SF: 0 SAC: 0 DP: 0 HBP: 1	WP: 0 PB: 0 CS: 0	PA: 32
<b>PITCHER</b>	IP	WLS	BF	H	R	ER	SO	BB	IBB	HBP	BLK	WP	HR	S	P	ERA	WHIP					
Dave Williams, L (1,1) ERA: 5.4	6.1	W	23	2	0	0	5	1	0	1	0	0	0	52	85	0.00	0.474					
16 Salomon Torres, R (7,1) ERA: 2.94	1.2	H	5	0	0	0	1	0	0	0	0	0	0	10	18	0.00	0.000					
Jose Mesa, R (9,1) ERA: 3.36	1.0	S	4	1	0	0	0	0	0	0	0	0	0	14	20	0.00	1.000					

Milwaukee Brewers @ Pittsburgh Pirates  
PNC Park, Pittsburgh, PA  
Tue Sep 07 2004, 7:05 PM EDT  
Att: 20,563 - Overcast - 72 F

AB	30
R	0
H	3
RBI	0
BB	1
SO	6
LOB	6




Batter	1	2	3	4	5	6	7	8	9	AB	R	H	RBI	BB	SO	LOB	BOTTOM					
18 Jason Kendall, R (1,2) OBP: 0.393, SLG: 0.374	L6			P4			G6-3			4	0	1	1	0	0	1						
2 Jack Wilson, R (1,6) OBP: 0.329, SLG: 0.465	G5-3	G3-1			G6-3		G6-3			4	0	0	0	0	0	2						
Rob Mackowiak, L (1,9) OBP: 0.325, SLG: 0.431	BB		BLK	BB	K			K		2	0	0	0	2	2	0						
Ty Wigginton, R (1,5) OBP: 0.321, SLG: 0.430	G3		G6-4-3	BB	BB		BB	2B		2	0	1	0	2	0	1						
Daryle Ward, L (1,3) OBP: 0.306, SLG: 0.508		K	K		L4			K		4	0	0	0	0	3	4						
Jason Bay, R (1,7) OBP: 0.372, SLG: 0.581		HR	G6-4-3			K		BB		3	1	1	1	1	1	2						
Tike Redman, L (1,8) OBP: 0.299, SLG: 0.361	G4-3			CS	1B	P4		F8		4	0	1	0	0	0	2						
Jose Castillo, R (1,4) OBP: 0.314, SLG: 0.381 16 Salomon Torres, R (7,1) OBP: 0.500, SLG: 1.000 Jose Mesa, R (9,1)	1B	18 1B			1B	G5-3				3	1	2	0	0	0	0						
										0	0	0	0	0	0	0						
										0	0	0	0	0	0	0						
Dave Williams, L (1,1) OBP: 0.250, SLG: 0.250 Abraham Nunez, S (7,4) OBP: 0.287, SLG: 0.319	1B				B2		G4-3			2	0	1	0	0	0	1						
										1	0	0	0	0	0	0						
<b>Inning Stats</b>	R: 0 E: 0 K: 0 S: 10	H: 0 LOB: 1 BB: 1 P: 17	R: 2 E: 0 K: 1 S: 17	H: 4 LOB: 2 BB: 0 P: 23	R: 0 E: 0 K: 1 S: 9	H: 0 LOB: 1 BB: 2 P: 19	R: 0 E: 0 K: 0 S: 9	H: 2 LOB: 1 BB: 0 P: 9	R: 0 E: 0 K: 1 S: 11	H: 0 LOB: 1 BB: 1 P: 19	R: 0 E: 0 K: 1 S: 7	H: 0 LOB: 0 BB: 0 P: 7	R: 0 E: 0 K: 0 S: 5	H: 0 LOB: 0 BB: 0 P: 8	R: 0 E: 0 K: 2 S: 16	H: 1 LOB: 2 BB: 1 P: 25	R: 0 E: 0 K: 0 S: 14	H: 0 LOB: 0 BB: 0 P: 20	1B: 5 2B: 1 3B: 0 HR: 1	SF: 0 SAC: 0 DP: 1 HBP: 0	WP: 0 PB: 0 CS: 1	PA: 34
<b>PITCHER</b>	IP	WLS	BF	H	R	ER	SO	BB	IBB	HBP	BLK	WP	HR	S	P	ERA	WHIP					
15 Ben Sheets, R (1,1) ERA: 2.93	7.0	L	29	6	2	2	4	4	0	0	1	0	0	68	102	2.57	1.429					
Luis Vizcaino, R (8,1) ERA: 4.11	1.0		5	1	0	0	2	1	0	0	0	0	0	16	25	0.00	2.000					


Milwaukee Brewers @ Pittsburgh Pirates  
PNC Park, Pittsburgh, PA  
Tue Sep 07 2004, 7:05 PM EDT  
Att: 20,563 - Overcast - 72 F

AB	29
R	2
H	7
RBI	2
BB	5
SO	6
LOB	13





Batter	1	2	3	4	5	6	7	8	9	AB R H RBI BB SO LOB	TOP																								
											<b>Milwaukee Brewers @ Pittsburgh Pirates</b> PNC Park, Pittsburgh, PA Wed Sep 08 2004, 7:05 PM EDT <a href="http://livebaseballscorecards.com">livebaseballscorecards.com</a>																								
		<b>AB</b> 0 <b>R</b> 0 <b>H</b> 0 <b>RBI</b> 0 <b>BB</b> 0 <b>SO</b> 0 <b>LOB</b> 0																																	
																																			
Inning Stats										1B: 0 SF: 0 WP: 0 PA: 0 2B: 0 SAC: 0 FB: 0 3B: 0 DP: 0 SB: 0 HR: 0 HBP: 0 CS: 0																									
PITCHER	IP	WLS	BF	H	R	ER	SO	BB	IBB	HBP	BLK	WP	HR	S	P	ERA	WHIP	PITCHER	IP	WLS	BF	H	R	ER	SO	BB	IBB	HBP	BLK	WP	HR	S	P	ERA	WHIP


Batter	1	2	3	4	5	6	7	8	9	AB R H RBI BB SO LOB	BOTTOM																								
											<b>Milwaukee Brewers @ Pittsburgh Pirates</b> PNC Park, Pittsburgh, PA Wed Sep 08 2004, 7:05 PM EDT <a href="http://livebaseballscorecards.com">livebaseballscorecards.com</a>																								
		<b>AB</b> 0 <b>R</b> 0 <b>H</b> 0 <b>RBI</b> 0 <b>BB</b> 0 <b>SO</b> 0 <b>LOB</b> 0																																	
																																			
Inning Stats										1B: 0 SF: 0 WP: 0 PA: 0 2B: 0 SAC: 0 FB: 0 3B: 0 DP: 0 SB: 0 HR: 0 HBP: 0 CS: 0																									
PITCHER	IP	WLS	BF	H	R	ER	SO	BB	IBB	HBP	BLK	WP	HR	S	P	ERA	WHIP	PITCHER	IP	WLS	BF	H	R	ER	SO	BB	IBB	HBP	BLK	WP	HR	S	P	ERA	WHIP




Batter	1	2	3	4	5	6	7	8	9	AB	R	H	RBI	BB	SO	LOB	TOP										
<b>Craig Biggio, R</b> OBP: 0.347, SLG: 0.477 (1, 7)	G5-3		2B			F8		E9		4	0	1	0	0	0	0	<b>Houston Astros @ Pittsburgh Pirates</b> PNC Park, Pittsburgh, PA Thu Sep 09 2004, 5:05 PM EDT Unknown - '68 F										
<b>Carlos Beltrán, S</b> OBP: 0.373, SLG: 0.573 (1, 8)	P2		K			K		K		4	0	0	0	0	3	2											
<b>5 Jeff Bagwell, R</b> OBP: 0.388, SLG: 0.480 (1, 3)	1B					K			G6-3	4	0	1	0	0	1	0											
<b>17 Lance Berkman, S</b> OBP: 0.452, SLG: 0.566 (1, 9)	F8					K		F8	F8	4	0	0	0	0	2	1											
<b>Jeff Kent, R</b> OBP: 0.343, SLG: 0.512 (1, 4)	P3					K		F8	F8	4	0	1	0	0	1	0											
<b>Mike Lamb, L</b> OBP: 0.379, SLG: 0.557 (1, 5)	K					K				3	0	0	0	0	3	1											
<b>Jose Vizcaino, S</b> OBP: 0.325, SLG: 0.396 (1, 6)	K					P4		G6-3		3	0	0	0	0	1	0											
<b>Raul Chavez, R</b> OBP: 0.259, SLG: 0.255 (8, PH)						G4-3		E BB		2	0	0	0	0	1	0											
<b>2 Chris Burke, R</b> OBP: 0.200, SLG: 0.200 (8, 1)										0	1	0	0	1	0	0											
<b>Carlos Hernández, S</b> OBP: 0.125, SLG: 0.125 Chad Harville, R OBP: 0.317, SLG: 0.395 16 Jason Lane, R OBP: 0.311, SLG: 0.336 Brad Ausmus, R OBP: 0.311, SLG: 0.336 (8, 2)						F9		K		2	0	0	0	0	1	0											
<b>Inning Stats</b>	R: 0 E: 0 K: 0 S: 8	H: 1 LOB: 1 BB: 0 P: 12	R: 0 E: 0 K: 2 S: 7	H: 0 LOB: 0 BB: 0 P: 12	R: 0 E: 0 K: 2 S: 12	H: 1 LOB: 1 BB: 0 P: 19	R: 0 E: 0 K: 2 S: 11	H: 1 LOB: 1 BB: 0 P: 14	R: 0 E: 0 K: 1 S: 9	H: 0 LOB: 0 BB: 0 P: 12	R: 0 E: 0 K: 3 S: 9	H: 0 LOB: 0 BB: 0 P: 10	R: 1 E: 1 K: 2 S: 15	H: 0 LOB: 1 BB: 1 P: 23	R: 0 E: 0 K: 0 S: 6	H: 0 LOB: 0 BB: 0 P: 11	1B: 2 2B: 1 3B: 0 HR: 0	SF: 0 SAC: 0 DP: 0 HBP: 0	WP: 0 PB: 0 SB: 0 CS: 0	PA: 32							
<b>PITCHER</b>	IP	WLS	BF	H	R	ER	SO	BB	IBB	HBP	BLK	WP	HR	S	P	ERA	WHIP										
<b>Oliver Pérez, L</b> ERA: 3.01 <b>Jose Mesa, R</b> ERA: 3.3	(1, 1)	8.0	W	29	3	1	0	14	1	0	0	0	0	80	114	0.00	0.500										
(9, 1)	1.0	S	3	0	0	0	0	0	0	0	0	0	0	6	11	0.00	0.000										

Batter	1	2	3	4	5	6	7	8	9	AB	R	H	RBI	BB	SO	LOB	BOTTOM										
<b>18 Jason Kendall, R</b> OBP: 0.391, SLG: 0.372 (1, 2)	G5-3	G3-1		SF7				F8		3	0	0	1	1	0	1	<b>Houston Astros @ Pittsburgh Pirates</b> PNC Park, Pittsburgh, PA Thu Sep 09 2004, 5:05 PM EDT Unknown - '68 F										
<b>2 Jack Wilson, R</b> OBP: 0.326, SLG: 0.462 (1, 6)	L5	HBP		F9		F9				3	0	0	0	0	3												
<b>Jason Bay, R</b> OBP: 0.370, SLG: 0.576 (1, 7)	HBP BB	F9				G5-3		K		3	1	0	0	1	1	2											
<b>Craig Wilson, R</b> OBP: 0.360, SLG: 0.507 <b>Darvle Ward, L</b> OBP: 0.306, SLG: 0.508 (8, 3)	1B HBP			F9		F8		F9		3	0	0	0	0	0	0											
<b>Tony Alvarez, R</b> OBP: 0.343, SLG: 0.433 <b>Tike Redman, L</b> OBP: 0.300, SLG: 0.361 (7, PH)	1B					K		E S 1B BB		2	0	1	1	1	1	0											
<b>Ty Wigginton, R</b> OBP: 0.322, SLG: 0.429 (1, 5)	BB			F8		G5-3		1B		3	0	1	1	1	0	1											
<b>19 José Bautista, R</b> OBP: 0.284, SLG: 0.259 <b>Rob Mackowiak, L</b> OBP: 0.325, SLG: 0.430 (7, PH)	K			P3		K		G4-3		3	0	0	0	0	2	4											
<b>Jose Castillo, R</b> OBP: 0.319, SLG: 0.389 (1, 4)		18 G3-1 SH1-4 1B		SH5-4 18 SF7 2B		18 BB 1B		K		4	1	3	0	0	1	0											
<b>Oliver Pérez, L</b> ERA: 5.74 <b>Bobby Hill, S</b> OBP: 0.342, SLG: 0.330 <b>Jose Mesa, R</b> ERA: 4.31 (8, 1)		SH1-4		SH5-4		18 BB 1B		G6-3		1	0	1	0	0	0	0											
<b>Inning Stats</b>	R: 1 E: 0 K: 1 S: 15	H: 1 LOB: 3 BB: 2 P: 31	R: 0 E: 0 K: 0 S: 10	H: 1 LOB: 2 BB: 0 P: 17	R: 0 E: 0 K: 0 S: 5	H: 0 LOB: 1 BB: 1 P: 10	R: 1 E: 0 K: 0 S: 8	H: 1 LOB: 0 BB: 0 P: 13	R: 0 E: 0 K: 1 S: 8	H: 0 LOB: 0 BB: 0 P: 12	R: 0 E: 0 K: 1 S: 15	H: 2 LOB: 3 BB: 1 P: 20	R: 1 E: 0 K: 1 S: 12	H: 1 LOB: 1 BB: 1 P: 20	R: 0 E: 0 K: 1 S: 9	H: 0 LOB: 0 BB: 0 P: 13		1B: 5 2B: 1 3B: 0 HR: 0	SF: 1 SAC: 2 DP: 0 HBP: 2	WP: 0 PB: 0 SB: 1 CS: 0	PA: 37						
<b>PITCHER</b>	IP	WLS	BF	H	R	ER	SO	BB	IBB	HBP	BLK	WP	HR	S	P	ERA	WHIP										
<b>Carlos Hernández, L</b> ERA: 5.74 <b>Chad Harville, R</b> ERA: 4.88 <b>Dan Wheeler, R</b> ERA: 4.31	(1, 1)	5.2	L	28	5	2	2	3	4	0	2	0	0	57	98	3.18	1.588										
(8, 1)	1.1		6	1	1	0	1	1	0	0	0	0	0	16	25	0.00	1.500										
(8, 1)	1.0		3	0	0	0	1	0	0	0	0	0	0	9	13	0.00	0.000										

**AB 31**  
**R 1**  
**H 3**  
**RBI 0**  
**BB 1**  
**SO 14**  
**LOB 5**



**AB 27**  
**R 3**  
**H 6**  
**RBI 3**  
**BB 5**  
**SO 5**  
**LOB 12**









Batter	1	2	3	4	5	6	7	8	9	AB	R	H	RBI	BB	SO	LOB	TOP										
<b>Craig Biggio, R</b> OBP: 0.346, SLG: 0.475 (1, 7)	B1-3 ①		FC6-4 ③			G1-6-3 1B			K ①	4	0	1	0	0	1	1	Houston Astros @ Pittsburgh Pirates PNC Park, Pittsburgh, PA Fri Sep 10 2004, 7:05 PM EDT Att: 26,097 - Cloudy - 70 F										
<b>Carlos Beltrán, S</b> OBP: 0.376, SLG: 0.577 (1, 8)	G6-3 ②			17 G1-3 1B 2B		G1-6-3 ③			4-2 5 G6-3 BB	3	1	1	0	1	0	1											
<b>5 Jeff Bagwell, R</b> OBP: 0.383, SLG: 0.473 (1, 3)	F9 ③			F8 ①			F7 ①		0-0 G6-3 ③	4	0	0	0	0	0	2											
<b>17 Lance Berkman, S</b> OBP: 0.455, SLG: 0.569 (1, 9)		4-0 G6-4-3 BB		G1-3 ②			F7 ②			2	0	0	0	1	0	1											
<b>Jeff Kent, R</b> OBP: 0.343, SLG: 0.511 (1, 4)	G6-4-3 ②			0-0 CS 1B			G5-3 ③			3	0	1	1	0	0	1											
<b>Mike Lamb, L</b> OBP: 0.397, SLG: 0.538 (1, 5)	K ③			0-1 CS ③		F8 ①			1-3 K ①	3	0	0	0	0	2	0											
<b>Jose Vizcaino, S</b> OBP: 0.324, SLG: 0.397 (1, 6)			2-0 FC2-6 1B			G3 ②			0-0 G5-3 ②	3	0	1	0	0	0	0											
<b>Brad Ausmus, R</b> OBP: 0.313, SLG: 0.341 (1, 2)			3-2 F9 ①			G6-3 ③			0-0 1B ③	3	0	1	0	0	0	1											
<b>Pete Munro, R</b> OBP: 0.133, SLG: 0.074 (8, PH)			0-1 FC2-6 ②						0-1 F9 ③	1	0	0	0	0	0	1											
<b>Brandon Duckworth, R</b> OBP: 0.390, SLG: 0.222 (8, PH)			1-2 FC6-4 ③							1	0	0	0	0	0	0											
<b>Dan Wheeler, R</b> OBP: 0.200, SLG: 0.200 (8, 1)						K ①				0	0	0	0	0	0	0											
<b>Inning Stats</b>	R: 0 E: 0 K: 0 S: 7	H: 0 LOB: 0 BB: 0 P: 11	R: 0 E: 0 K: 1 S: 8	H: 0 LOB: 0 BB: 1 P: 17	R: 0 E: 0 K: 0 S: 9	H: 1 LOB: 1 BB: 0 P: 15	R: 1 E: 0 K: 0 S: 13	H: 2 LOB: 0 BB: 0 P: 17	R: 0 E: 0 K: 0 S: 5	H: 0 LOB: 0 BB: 0 P: 9	R: 0 E: 0 K: 1 S: 10	H: 1 LOB: 0 BB: 0 P: 11	R: 0 E: 0 K: 0 S: 4	H: 0 LOB: 0 BB: 0 P: 5	R: 0 E: 0 K: 1 S: 7	H: 1 LOB: 1 BB: 0 P: 8	R: 0 E: 0 K: 1 S: 7	H: 0 LOB: 0 BB: 1 P: 13	1B: 4 2B: 1 3B: 0 HR: 0	SF: 0 SAC: 0 DP: 3 HBP: 0	WP: 0 PB: 0 SB: 0 CS: 1	PA: 31					
<b>PITCHER</b>	IP	WLS	BF	H	R	ER	SO	BB	IBB	HBP	BLK	WP	HR	S	P	ERA	WHIP										
<b>John Van Benschoten, R</b> ERA: 5.08 (1, 1)	8.0	W	27	5	1	1	3	1	0	0	0	0	0	63	93	1.12	0.750										
<b>16 Salomon Torres, R</b> ERA: 2.61 (9, 1)	1.0		3	0	0	0	1	1	0	0	0	0	0	7	13	0.00	1.000										

AB	28
R	1
H	5
RBI	1
BB	2
SO	4
LOB	9



Batter	1	2	3	4	5	6	7	8	9	AB	R	H	RBI	BB	SO	LOB	BOTTOM										
<b>18 Jason Kendall, R</b> OBP: 0.392, SLG: 0.375 (1, 2)	G1-3 ①		2 2B	E8 1B			G5-3 ②			4	1	2	1	0	0	0	Houston Astros @ Pittsburgh Pirates PNC Park, Pittsburgh, PA Fri Sep 10 2004, 7:05 PM EDT Att: 26,097 - Cloudy - 70 F										
<b>2 Jack Wilson, R</b> OBP: 0.331, SLG: 0.467 (1, 6)	FC6-4 1B		G5-3 1B 2B	F9 ③			1-0 2B			4	1	3	1	0	0	1											
<b>Jason Bay, R</b> OBP: 0.365, SLG: 0.568 (1, 7)	P6 ②		G5-3 ②		0-1 F7 ①		2-1 F7 ③			4	0	0	0	0	0	3											
<b>Daryle Ward, L</b> OBP: 0.312, SLG: 0.523 (1, 3)	FC6-4 ③		2-1 1B		0-0 F7 ②			0-1 1B 2B		4	1	2	1	0	0	1											
<b>Craig Wilson, R</b> OBP: 0.359, SLG: 0.505 (8, PR)		1-2 G6-3 ①	1-1 G5-3 ③		1-3 K ③			3-2 1B 1B		4	0	1	1	0	1	1											
<b>Abraham Nunez, S</b> OBP: 0.291, SLG: 0.329 (8, PR)								0-0 1B 1B		0	1	0	0	0	0	0											
<b>Rob Mackowiak, L</b> OBP: 0.324, SLG: 0.427 (9, 9)								2-H 1B 1B		0	0	0	0	0	0	0											
<b>Tike Redman, L</b> OBP: 0.303, SLG: 0.364 (1, 8)		2-2 F7 2B		1-0 1B G6-3 1B		1-3 K ①		0-0 1B 1B		4	1	3	0	0	1	0											
<b>Ty Wigginton, R</b> OBP: 0.321, SLG: 0.427 (1, 5)				0-1 1B E		0-0 G5-3 ②		2-2 G6-3 ①		4	1	1	0	0	0	3											
<b>Jose Castillo, R</b> OBP: 0.315, SLG: 0.383 (1, 4)				1-1 G6-3 ①		2-2 F8 ③		1-0 G6-4-3 1B		4	0	1	2	0	0	2											
<b>John Van Benschoten, R</b> OBP: 0.222, SLG: 0.500 ERA: 5.28 (1, 1)			2-2 G6-3 ①		3-H K ②		2-2 F9 ①		1-2 G6-4-3 ③	3	0	0	0	0	1	1											
<b>Bobby Hill, S</b> OBP: 0.340, SLG: 0.329 (8, PH)								2-3 3-H 1B		1	0	0	0	0	0	2											
<b>16 Salomon Torres, R</b> OBP: 0.500, SLG: 1.000 (9, 1)								1-2 G6-4-3 ③		0	0	0	0	0	0	0											
<b>Inning Stats</b>	R: 0 E: 0 K: 0 S: 11	H: 1 LOB: 1 BB: 0 P: 16	R: 0 E: 0 K: 0 S: 10	H: 1 LOB: 1 BB: 0 P: 15	R: 2 E: 0 K: 0 S: 13	H: 3 LOB: 1 BB: 0 P: 19	R: 2 E: 1 K: 1 S: 13	H: 3 LOB: 1 BB: 0 P: 17	R: 0 E: 0 K: 1 S: 6	H: 0 LOB: 0 BB: 0 P: 7	R: 0 E: 0 K: 1 S: 11	H: 0 LOB: 0 BB: 0 P: 14	R: 0 E: 0 K: 0 S: 10	H: 1 LOB: 1 BB: 0 P: 17	R: 2 E: 0 K: 0 S: 13	H: 4 LOB: 1 BB: 0 P: 20	1B: 8 2B: 5 3B: 0 HR: 0	SF: 0 SAC: 0 DP: 1 HBP: 0	WP: 0 PB: 0 SB: 1 CS: 0	PA: 36							
<b>PITCHER</b>	IP	WLS	BF	H	R	ER	SO	BB	IBB	HBP	BLK	WP	HR	S	P	ERA	WHIP										
<b>Pete Munro, R</b> ERA: 5.28 (1, 1)	5.0	L	23	8	4	4	2	0	0	0	0	0	0	53	74	7.20	1.600										
<b>Brandon Duckworth, R</b> ERA: 6.37 (6, 1)	2.0		7	1	0	0	1	0	0	0	0	0	0	21	31	0.00	0.500										
<b>Dan Wheeler, R</b> ERA: 4.56 (8, 1)	1.0		6	4	2	2	0	0	0	0	0	0	0	13	20	18.00	4.000										

AB	36
R	6
H	13
RBI	6
BB	0
SO	3
LOB	14





Batter	1	2	3	4	5	6	7	8	9	AB	R	H	RBI	BB	SO	LOB	TOP			
<b>Craig Biggio, R</b> OBP: 0.347, SLG: 0.480	1-0 HR		1-1 F7		0-1 L5		1-3 K		0-1 G4-3 1B	5	1	2	2	0	1	1				
<b>Carlos Beltrán, S</b> OBP: 0.376, SLG: 0.576	1-3 K		0-1 2B		4-1 BB		0-1 G6-3		0-2 G4-3	4	0	1	0	1	1	2				
<b>5 Jeff Bagwell, R</b> OBP: 0.384, SLG: 0.471	2-1 1B		4-2 BB		1-0 FC8-4-6 17 1B				2-2 F8	4	0	1	0	1	0	3				
<b>17 Lance Berkman, S</b> OBP: 0.453, SLG: 0.566	2-0 G4-6-3		2-3 K		3-0 1B				2-0 G4-3	4	0	1	0	0	1	4				
<b>Jeff Kent, R</b> OBP: 0.343, SLG: 0.508		1-0 P3		0-2 F9	1-1 F8				0-0 1B	4	0	1	0	0	0	2				
<b>Mike Lamb, L</b> OBP: 0.386, SLG: 0.538		0-0 F8		3-2 2B		2-2 G6-3			3-2 G4-3	4	0	1	0	0	0	1				
<b>Jose Vizcaino, S</b> OBP: 0.323, SLG: 0.393		1-3 K		4-0 BB		0-1 P5			2-3 K	3	0	0	0	1	2	0				
<b>Brad Ausmus, R</b> OBP: 0.313, SLG: 0.340			1-1 G5-3	0-2 P4		0-0 F8			1-2 1B	4	1	1	0	0	0	2				
<b>41 Brandon Backe, R</b> ERA: 6.55			1-2 2B		1-2 L4		0-1 G6-3		1-0 G4-3	1	0	0	0	0	0	2				
<b>Chad Harville, R</b> ERA: 4.85									1-3 1B	1	0	0	0	0	0	0				
<b>Morgan Ensberg, R</b> ERA: 4.85										0	0	0	0	0	0	0				
<b>Russ Springer, R</b> ERA: 1.29										0	0	0	0	0	0	0				
<b>Dan Miceli, R</b> ERA: 3.91										0	0	0	0	0	0	0				
<b>Jason Alvarado, R</b> ERA: 3.91										1	0	1	0	0	0	0				
<b>Inning Stats</b>	R: 1 E: 0 K: 1 S: 7	H: 2 LOB: 0 BB: 0 P: 13	R: 0 E: 0 K: 1 S: 5	H: 0 LOB: 0 BB: 0 P: 7	R: 0 E: 0 K: 1 S: 17	H: 1 LOB: 3 BB: 1 P: 26	R: 0 E: 0 K: 0 S: 16	H: 1 LOB: 2 BB: 1 P: 24	R: 0 E: 0 K: 0 S: 7	H: 0 LOB: 0 BB: 0 P: 9	R: 0 E: 0 K: 1 S: 7	H: 0 LOB: 0 BB: 0 P: 8	R: 0 E: 0 K: 0 S: 8	H: 1 LOB: 1 BB: 0 P: 15	R: 1 E: 0 K: 1 S: 13	H: 3 LOB: 2 BB: 0 P: 19	1B: 6 2B: 2 3B: 0 HR: 1	SF: 0 SAC: 0 DP: 1 HBP: 1	WP: 1 PA: 39 PB: 0 SB: 0 CS: 0	
<b>PITCHER</b>	IP	WLS	BF	H	R	ER	SO	BB	IBB	HBP	BLK	WP	HR	S	P	ERA	WHIP			
<b>Ryan Vogelsong, R</b> ERA: 6.55	6.0	W	26	5	1	1	3	3	0	1	0	1	1	59	95	1.50	1.333			
<b>16 Salomon Torres, R</b> ERA: 2.54	2.0		7	1	0	0	1	0	0	0	0	0	0	15	23	0.00	0.500			
<b>Michael Gonzalez, L</b> ERA: 1.29	0.1		3	2	1	1	1	0	0	0	0	0	0	7	11	27.00	6.000			
<b>Jose Mesa, R</b> ERA: 3.27	0.2	S	3	1	0	0	0	0	0	0	0	0	0	6	8	0.00	1.500			

Houston Astros @ Pittsburgh Pirates  
PNC Park, Pittsburgh, PA  
Sat Sep 11 2004, 1:35 PM EDT  
Att: 14,877 - Sunny - 72 F

AB 35  
R 2  
H 9  
RBI 2  
BB 3  
SO 5  
LOB 17



Batter	1	2	3	4	5	6	7	8	9	AB	R	H	RBI	BB	SO	LOB	BOTTOM			
<b>18 Jason Kendall, R</b> OBP: 0.396, SLG: 0.380	4-1 HR	1-2 F8			2-2 2B	1-1 2B		2-2 1B		4	2	3	1	1	0	1				
<b>2 Jack Wilson, R</b> OBP: 0.333, SLG: 0.467	1-2 HR		1-1 FC6-4 1B		2-1 G5-3	1-1 1B		4-2 1B		4	1	2	0	1	0	2				
<b>Jason Bay, R</b> OBP: 0.366, SLG: 0.577	1-1 HR		0-3 K		0-0 2B	3-3 K		1-0 G1-3		5	1	2	4	0	2	6				
<b>Daryle Ward, L</b> OBP: 0.315, SLG: 0.520	0-1 F9		2-3 K		4-0 IBB		2-1 G6-4-3 1B			3	0	1	0	1	1	1				
<b>Craig Wilson, R</b> OBP: 0.356, SLG: 0.501			0-0 FC6-4		2-3 K		0-0 G6-4-3			4	0	0	0	0	2	4				
<b>Michael Gonzalez, R</b> OBP: 1.000, SLG: 2.000										0	0	0	0	0	0	0				
<b>Jose Mesa, R</b> ERA: 3.27										0	0	0	0	0	0	0				
<b>Tike Redman, L</b> OBP: 0.305, SLG: 0.367	2-1 G4-3			0-0 B1-3		0-0 1B	1-2 2B			4	1	2	0	0	0	0				
<b>Ty Wigginton, R</b> OBP: 0.321, SLG: 0.426		2-0 SH1-4 1B		1-2 G4-3		2-3 K	1-2 F9			4	0	1	0	0	1	2				
<b>Jose Castillo, R</b> OBP: 0.311, SLG: 0.378		0-2 F9		1-2 G1-3		1-1 F8		1-1 G6-3		4	0	0	0	0	0	2				
<b>Ryan Vogelsong, R</b> OBP: 0.290, SLG: 0.321					0-3 K		0-0 1B	2-3 K		1	0	0	0	0	1	0				
<b>Bobby Hill, S</b> OBP: 0.343, SLG: 0.332										1	0	1	0	0	0	0				
<b>16 Salomon Torres, R</b> OBP: 0.500, SLG: 1.000										0	0	0	0	0	0	0				
<b>Rob Mackowiak, L</b> OBP: 0.323, SLG: 0.426										1	0	0	0	0	1	0				
<b>Inning Stats</b>	R: 3 E: 1 K: 1 S: 16	H: 1 LOB: 1 BB: 1 P: 24	R: 0 E: 0 K: 0 S: 10	H: 1 LOB: 1 BB: 0 P: 13	R: 0 E: 0 K: 2 S: 10	H: 1 LOB: 1 BB: 0 P: 13	R: 0 E: 0 K: 0 S: 9	H: 0 LOB: 0 BB: 0 P: 11	R: 1 E: 0 K: 2 S: 13	H: 2 LOB: 3 BB: 1 P: 23	R: 1 E: 0 K: 2 S: 15	H: 4 LOB: 1 BB: 0 P: 23	R: 0 E: 0 K: 0 S: 12	H: 2 LOB: 1 BB: 0 P: 16	R: 0 E: 0 K: 1 S: 14	H: 1 LOB: 2 BB: 1 P: 24	1B: 8 2B: 3 3B: 0 HR: 1	SF: 0 SAC: 1 DP: 1 HBP: 0	WP: 0 PA: 39 PB: 0 SB: 0 CS: 0	
<b>PITCHER</b>	IP	WLS	BF	H	R	ER	SO	BB	IBB	HBP	BLK	WP	HR	S	P	ERA	WHIP			
<b>41 Brandon Backe, R</b> ERA: 4.44	5.2	L	27	7	5	4	6	1	1	0	0	0	0	7	12	0.00	6.000			
<b>Chad Harville, R</b> ERA: 4.85	0.1		3	2	0	0	1	0	0	0	0	0	0	12	16	0.00	2.000			
<b>Russ Springer, R</b> ERA: 1.29	1.0		4	2	0	0	0	0	0	0	0	0	0	12	16	0.00	2.000			
<b>Dan Miceli, R</b> ERA: 3.91	1.0		5	1	0	0	1	1	0	0	0	0	0	14	24	0.00	2.000			

Houston Astros @ Pittsburgh Pirates  
PNC Park, Pittsburgh, PA  
Sat Sep 11 2004, 1:35 PM EDT  
Att: 14,877 - Sunny - 72 F


AB 35  
R 5  
H 12  
RBI 5  
BB 3  
SO 8  
LOB 18









Batter	1	2	3	4	5	6	7	8	9	AB	R	H	RBI	BB	SO	LOB	TOP										
18 Jason Kendall, R OBP: 0.395, SLG: 0.379	G1-3		1B					2B 1B		4	1	2	0	0	0	1	<b>Pittsburgh Pirates @ Chicago Cubs</b> Wrigley Field, Chicago, IL Mon Sep 13 2004, 7:05 PM CDT Att: 38,326 - Sunny - 83 F										
2 Jack Wilson, R OBP: 0.333, SLG: 0.465	F9		1B					2B 1B		4	1	2	0	0	0	0											
Daryle Ward, L OBP: 0.308, SLG: 0.510	K		1B					2B		4	0	1	2	0	1	2											
Craig Wilson, R OBP: 0.357, SLG: 0.508		G5-3		G1-3				G5-3		4	0	1	0	0	0	1											
Jason Bay, R OBP: 0.370, SLG: 0.578		2B		G6-3				FC6-5-4		3	0	1	0	1	0	1											
Tike Redman, L OBP: 0.305, SLG: 0.368	F8			P6				G3-1		4	0	0	0	0	0	4											
Ty Wigginton, R OBP: 0.320, SLG: 0.423	L6				F8				K	4	0	0	0	0	1	1											
Jose Castillo, R OBP: 0.309, SLG: 0.375			G6-3		F8			G6-3	K	3	0	0	0	0	0	0											
Bobby Hill, S OBP: 0.346, SLG: 0.335									K	1	0	0	0	0	1	0											
Frank Brooks, L Nelson Figueroa, R Abraham Nunez, S Mark Corey, R J.R. House, R 34 John Grabow, L Brian Meadows, R Rob Mackowiak, L			K					G4-3	G4-3	0	0	0	0	0	0	0											
<b>Inning Stats</b>	R: 0 E: 0 K: 1 S: 9	H: 0 LOB: 0 BB: 0 P: 12	R: 0 E: 0 K: 0 S: 7	H: 1 LOB: 1 BB: 0 P: 10	R: 0 E: 0 K: 1 S: 14	H: 2 LOB: 2 BB: 0 P: 21	R: 0 E: 0 K: 0 S: 8	H: 0 LOB: 0 BB: 0 P: 12	R: 0 E: 0 K: 1 S: 10	H: 1 LOB: 2 BB: 1 P: 13	R: 0 E: 0 K: 0 S: 11	H: 1 LOB: 2 BB: 1 P: 18	R: 0 E: 0 K: 0 S: 6	H: 0 LOB: 0 BB: 0 P: 6	R: 2 E: 0 K: 0 S: 16	H: 3 LOB: 1 BB: 0 P: 23	R: 0 E: 0 K: 2 S: 11	H: 0 LOB: 0 BB: 0 P: 16	1B: 4 2B: 4 3B: 0 HR: 0	SF: 0 SAC: 0 DP: 0 HBP: 0	WP: 0 PB: 0 SB: 1 CS: 0	PA: 36					
<b>PITCHER</b>	IP	WLS	BF	H	R	ER	SO	BB	IBB	HBP	BLK	WP	HR	S	P	ERA	WHIP										
Greg Maddux, R ERA: 3.51	7.0	W	27	5	0	0	2	1	0	0	0	0	0	65	92	0.00	0.857										
46 Ryan Dempster, R ERA: 4.5	1.0		6	3	2	2	0	0	0	0	0	0	0	16	23	18.00	3.000										
LaTroy Hawkins, R ERA: 2.65	1.0		3	0	0	0	2	0	0	0	0	0	0	11	16	0.00	0.000										

Batter	1	2	3	4	5	6	7	8	9	AB	R	H	RBI	BB	SO	LOB	BOTTOM											
Corey Patterson, L OBP: 0.333, SLG: 0.470	F8	B2-3			K					4	0	0	0	0	1	0	<b>Pittsburgh Pirates @ Chicago Cubs</b> Wrigley Field, Chicago, IL Mon Sep 13 2004, 7:05 PM CDT Att: 38,326 - Sunny - 83 F											
Neftali Feliz, S OBP: 0.290, SLG: 0.318	HR	G3			G1-3					4	1	1	1	0	0	0												
16 Aramis Ramirez, R OBP: 0.360, SLG: 0.572	2B 1B				E5					3	2	1	0	1	0	0												
Moises Alou, R OBP: 0.352, SLG: 0.557	E6				F9					3	2	1	1	1	0	2												
25 Derrek Lee, R OBP: 0.362, SLG: 0.532	HR				F8					4	1	2	3	0	0	1												
Sammy Sosa, R OBP: 0.332, SLG: 0.522	HR				K					4	1	1	2	0	1	3												
Mark Grudzielanek, R OBP: 0.349, SLG: 0.430	G4-3				G6-3					4	0	1	0	0	0	0												
Paul Bako, L OBP: 0.268, SLG: 0.284	K				G4-3					3	0	0	0	1	1	0												
Greg Maddux, R OBP: 0.164, SLG: 0.150					F8					3	0	0	0	0	0	0												
46 Ryan Dempster, R ERA: 4.5					G4-3					0	0	0	0	0	0	0												
Todd Walker, L OBP: 0.355, SLG: 0.476										1	0	0	0	0	1	2												
LaTroy Hawkins, R ERA: 2.65										0	0	0	0	0	0	0												
<b>Inning Stats</b>	R: 5 E: 1 K: 1 S: 26	H: 3 LOB: 0 BB: 1 P: 41	R: 0 E: 0 K: 0 S: 4	H: 0 LOB: 0 BB: 0 P: 6	R: 0 E: 0 K: 1 S: 10	H: 1 LOB: 1 BB: 0 P: 14	R: 0 E: 0 K: 0 S: 5	H: 0 LOB: 0 BB: 0 P: 9	R: 1 E: 0 K: 1 S: 16	H: 1 LOB: 2 BB: 1 P: 28	R: 0 E: 0 K: 0 S: 4	H: 0 LOB: 0 BB: 0 P: 6	R: 0 E: 0 K: 0 S: 6	H: 0 LOB: 0 BB: 0 P: 7	R: 1 E: 0 K: 1 S: 12	H: 2 LOB: 2 BB: 1 P: 20	1B: 4 2B: 0 3B: 0 HR: 3	SF: 0 SAC: 0 DP: 0 HBP: 0	WP: 0 PB: 0 SB: 0 CS: 0	PA: 36								
<b>PITCHER</b>	IP	WLS	BF	H	R	ER	SO	BB	IBB	HBP	BLK	WP	HR	S	P	ERA	WHIP											
Frank Brooks, L ERA: 4.22	1.0	L	8	3	5	4	1	1	0	0	0	0	0	2	26	41	36.00	4.000										
Nelson Figueroa, R ERA: 5.03	3.0		10	1	0	0	1	0	0	0	0	0	0	19	29	0.00	0.333											
Mark Corey, R ERA: 3.95	2.0		9	1	1	0	1	1	0	0	0	0	0	20	34	0.00	1.000											
34 John Grabow, L ERA: 5.17	1.0		3	0	0	0	0	0	0	0	0	0	0	6	7	0.00	0.000											
Brian Meadows, R ERA: 3.59	1.0		6	2	1	1	1	1	0	0	0	0	1	12	20	9.00	3.000											





Batter	1	2	3	4	5	6	7	8	9	10	11	12	AB	R	H	RBI	BB	SO	LOB	TOP	
18 Jason Kendall, R OBP: 0.395, SLG: 0.378	4-1 SH1-3 2 BB	2-1 BB 2 1B		3-2 L7			1-2 G4-3			0-0 F8			4 0 1 0 1 0 0								
2 Jack Wilson, R OBP: 0.334, SLG: 0.484	4-1 SH1-3 BB	0-1 BB 1B		1-0 F7			2-3 K			1-0 F7			4 0 1 1 1 1 0								
Jason Bay, R OBP: 0.371, SLG: 0.576	0-1 SH1-3	4-2 BB 1B			1-3 K			1-1 G2-3		1-0 1B			3 0 1 0 1 1 0								
Daryle Ward, L OBP: 0.310, SLG: 0.506	4-2 BB 1B	1-3 K		1-1 G6-4-3 1B			2-3 K			1-2 F7			4 0 1 0 1 2 4								
Craig Wilson, R OBP: 0.354, SLG: 0.504	1-2 G6-4-3		1-2 F8				1-1 G6-4-3			1-2 L9-3			4 0 0 0 0 0 4								
Ty Wigginton, R OBP: 0.319, SLG: 0.422	1-2 G6-4-3		1-2 F8				1-2 G6-4-3			1-1 L9-3			1 0 0 0 0 0 1								
Rob Mackowiak, L OBP: 0.322, SLG: 0.419		0-1 G4-3	2-0 E1 G6-3				1-3 K			1-2 F7			5 0 0 0 0 2 0								
Tike Redman, L OBP: 0.306, SLG: 0.389		1-2 2B	2-2 G6-3				3-1 L3			1-2 G6-3			4 1 1 0 1 0 1								
Jose Castillo, R OBP: 0.304, SLG: 0.389		0-3 K	0-0 G5-3				2-2 L4			1-3 K			5 0 0 0 0 2 3								
Josh Fogg, R OBP: 0.365, SLG: 0.106		2-2 2B		0-0 F9			2-3 K			2-3 K			3 1 1 1 0 1 0								
16 Salomon Torres, R OBP: 0.500, SLG: 1.500		1B 2B											0 0 0 0 0 0 0								
Abraham Nunez, S OBP: 0.285, SLG: 0.307													1 0 0 0 0 1 0								
Michael Gonzalez, R OBP: 1.000, SLG: 2.000													0 0 0 0 0 0 0								
Brian Meadows, R OBP: 0.000, SLG: 0.000													0 0 0 0 0 0 0								
<b>Inning Stats</b>	R: 0 E: 0 K: 0 S: 9	H: 0 LOB: 2 BB: 3 P: 22	R: 2 E: 0 K: 2 S: 23	H: 4 LOB: 3 BB: 1 P: 33	R: 0 E: 1 K: 0 S: 8	H: 0 LOB: 1 BB: 0 P: 13	R: 0 E: 0 K: 0 S: 5	H: 0 LOB: 0 BB: 0 P: 9	R: 0 E: 0 K: 1 S: 7	H: 0 LOB: 0 BB: 0 P: 10	R: 0 E: 0 K: 2 S: 8	H: 0 LOB: 0 BB: 0 P: 14	R: 0 E: 0 K: 1 S: 10	H: 0 LOB: 0 BB: 0 P: 13	R: 0 E: 0 K: 1 S: 6	H: 1 LOB: 0 BB: 0 P: 11	R: 0 E: 0 K: 1 S: 7	H: 0 LOB: 0 BB: 1 P: 14	1B: 4 2B: 3 3B: 0 HR: 0	SF: 0 SAC: 1 DP: 4 HBP: 0	WP: 0 PA: 44 PB: 0 SB: 0 CS: 0
<b>PITCHER</b>	IP WLS BF H R ER SO BB IBB HBP BLK WP HR S P ERA WHIP	<b>PITCHER</b>												IP WLS BF H R ER SO BB IBB HBP BLK WP HR S P ERA WHIP							
Matt Clement, R ERA: 3.48	1.1 6.0 26 4 0 2 4 0 0 0 0 0 0 11 17 0.00 3.00													1.1 6.0 26 4 0 2 4 0 0 0 0 0 0 11 17 0.00 3.00							
43 Michael Wuerz, R ERA: 5.57	1.1 4 0 0 0 2 0 0 0 0 0 0 0 0 11 17 0.00 0.00													1.1 4 0 0 0 2 0 0 0 0 0 0 0 0 11 17 0.00 0.00							
Mike Reminger, L ERA: 2.54	1.2 5 0 0 0 2 0 0 0 0 0 0 0 0 15 23 0.00 0.00													1.2 5 0 0 0 2 0 0 0 0 0 0 0 0 15 23 0.00 0.00							
LaTroy Hawkins, R ERA: 2.58	2.0 6 1 0 0 1 0 0 0 0 0 0 0 0 14 20 0.00 0.500													2.0 6 1 0 0 1 0 0 0 0 0 0 0 0 14 20 0.00 0.500							
Todd Wellemeyer, R ERA: 3.57	1.0 W 3 0 0 0 1 1 0 0 0 0 0 0 7 14 0.00 1.000													1.0 W 3 0 0 0 1 1 0 0 0 0 0 0 7 14 0.00 1.000							

Pittsburgh Pirates @ Chicago Cubs  
Wrigley Field, Chicago, IL

Tue Sep 14 2004, 7:05 PM CDT  
Alt. 38.676 - Cloudy - 82 F

AB 38  
R 2  
H 6  
RBI 2  
BB 5  
SO 10  
LOB 13



Batter	1	2	3	4	5	6	7	8	9	10	11	12	AB	R	H	RBI	BB	SO	LOB	BOTTOM					
Corey Patterson, L OBP: 0.336, SLG: 0.483	1-1 G1-6-3 1B		1-0 P6			4-2 FC5-4 BB		1-0 HR		2-0 G5-3 HBP		0-1 HR	4 2 3 3 1 0 0												
Neifi Perez, S OBP: 0.288, SLG: 0.317	1-2 G1-6-3		0-1 G3			1-1 FC5-4		0-1 FC5-4 1B		0-0 G5-3			5 0 1 0 0 0 3												
16 Aramis Ramirez, R OBP: 0.359, SLG: 0.588	0-1 F8			4-0 FC5-4 BB		3-3 K		0-0 FC5-4		0-3 K			4 0 0 0 1 2 3												
Moises Alou, R OBP: 0.391, SLG: 0.553		0-0 2B 1B		1-2 FC5-4 2B G6-3		2-1 G5-3		2-3 K		0-0 G1-3			5 0 1 0 0 1 2												
25 Derrek Lee, R OBP: 0.362, SLG: 0.530		1-2 1B		2-2 G6-3		2-2 G6-3			2-2 1B		0-1 L8		5 0 2 0 0 0 1												
Sammy Sosa, R OBP: 0.333, SLG: 0.521		1-0 F9			0-1 G3		1-0 1B		2-3 K		0-0 1B		5 0 2 0 0 1 3												
Mark Grudzielanek, R OBP: 0.336, SLG: 0.244		1-1 P6			0-1 F8		0-2 K		4-0 G5-4-3 IBB		2-0 G5-3		3 0 0 0 0 1 3												
Mike Reminger, L ERA: 2.54													0 0 0 0 0 0 0												
Todd Wellemeyer, R ERA: 3.57													0 0 0 0 0 0 0												
LaTroy Hawkins, R ERA: 2.58													0 0 0 0 0 0 0												
Ben Griewe, L ERA: 1.23													1 0 0 0 0 0 1												
Todd Wellemeyer, R ERA: 3.57													0 0 0 0 0 0 0												
Michael Barrett, R OBP: 0.342, SLG: 0.489		1-0 L7			0-0 F9			2-0 G3 HR HBP		1-2 G5-4-3			4 1 0 0 0 0 4												
Matt Clement, R OBP: 0.161, SLG: 0.167					1-1 G6-3			0-0 G3		1-1 G6-3			1 0 0 0 0 0 0												
Tom Goodwin, L OBP: 0.269, SLG: 0.302													1 0 0 0 0 0 0												
43 Michael Wuerz, R ERA: 5.57													0 0 0 0 0 0 0												
Jose Macias, S OBP: 0.275, SLG: 0.351													3 0 0 0 0 0 1												
<b>Inning Stats</b>	R: 0 E: 0 K: 0 S: 7	H: 1 LOB: 0 BB: 0 P: 9	R: 0 E: 0 K: 0 S: 8	H: 2 LOB: 2 BB: 0 P: 12	R: 0 E: 0 K: 0 S: 5	H: 0 LOB: 0 BB: 0 P: 7	R: 0 E: 0 K: 0 S: 6	H: 0 LOB: 0 BB: 1 P: 13	R: 0 E: 0 K: 1 S: 11	H: 0 LOB: 1 BB: 1 P: 20	R: 0 E: 0 K: 1 S: 10	H: 1 LOB: 0 BB: 0 P: 15	R: 2 E: 0 K: 1 S: 8	H: 2 LOB: 1 BB: 0 P: 13	R: 0 E: 1 K: 1 S: 15	H: 1 LOB: 1 BB: 1 P: 24	R: 0 E: 0 K: 0 S: 7	H: 0 LOB: 1 BB: 0 P: 10	R: 0 E: 0 K: 0 S: 5	H: 1 LOB: 1 BB: 0 P: 7	R: 1 E: 0 K: 0 S: 4	H: 1 LOB: 0 BB: 1 P: 6	1B: 7 2B: 0 3B: 0 HR: 2	SF: 0 SAC: 0 DP: 3 HBP: 2	WP: 0 PA: 46 PB: 0 SB: 1 CS: 0
<b>PITCHER</b>	IP WLS BF H R ER SO BB IBB HBP BLK WP HR S P ERA WHIP	<b>PITCHER</b>												IP WLS BF H R ER SO BB IBB HBP BLK WP HR S P ERA WHIP											
Josh Fogg, R ERA: 3.93	1.1 6.2 24 4 0 1 1 2 0 0 0 0 0 0 49 78 0.00 0.900													1.1 6.2 24 4 0 1 1 2 0 0 0 0 0 0 49 78 0.00 0.900											
16 Salomon Torres, R ERA: 2.69	2.1 B 11 3 2 2 3 0 1 1 0 0 1 26 40 7.71 1.286													2.1 B 11 3 2 2 3 0 1 1 0 0 1 26 40 7.71 1.286											
Michael Gonzalez, L ERA: 1.23	1.0 L 4 0 0 0 1 0 0 1 0 0 0 7 10 0.00 0.000													1.0 L 4 0 0 0 1 0 0 1 0 0 0 7 10 0.00 0.000											
Brian Meadows, R ERA: 3.93	1.2 L 7 2 1 1 0 0 0 0 0 0 0 1 9 12 5.40 1.200													1.2 L 7 2 1 1 0 0 0 0 0 0 0 1 9 12 5.40 1.200											

Pittsburgh Pirates @ Chicago Cubs  
Wrigley Field, Chicago, IL

Tue Sep 14 2004, 7:05 PM CDT  
Alt. 38.676 - Cloudy - 82 F

AB 41  
R 3  
H 9  
RBI 3  
BB 3  
SO 5  
LOB 21





Batter	1	2	3	4	5	6	7	8	9	AB	R	H	RBI	BB	SO	LOB	TOP							
18 Jason Kendall, R OBP: 0.396, SLG: 0.381										4	0	2	1	0	0	0	<b>Pittsburgh Pirates @ Chicago Cubs</b> <b>Wrigley Field, Chicago, IL</b> Wed Sep 15 2004, 1:20 PM CDT Att: 38,395 - Sunny - 81 F							
2 Jack Wilson, R OBP: 0.333, SLG: 0.464										4	0	1	1	0	1	2								
Jason Bay, R OBP: 0.372, SLG: 0.571										3	0	0	0	2	1	3								
Craig Wilson, R OBP: 0.353, SLG: 0.501										5	0	1	0	0	4	2								
Daryle Ward, L OBP: 0.308, SLG: 0.498										4	1	0	0	1	1	3								
Tike Redman, L OBP: 0.310, SLG: 0.374 34 John Grabow, L Mark Corey, R										4	2	3	0	0	1	0								
Ty Wigginton, R OBP: 0.320, SLG: 0.425										4	1	2	1	0	1	2								
Jose Castillo, R OBP: 0.306, SLG: 0.371										4	1	2	2	0	1	2								
Oliver Pérez, L OBP: 0.255, SLG: 0.212 Brian Meadows, R Rob Mackowiak, L										2	0	0	0	1	1	2								
										0	0	0	0	0	0	0								
<b>Inning Stats</b>	R: 0 E: 0 K: 0 S: 7	H: 1 LOB: 0 BB: 1 P: 14	R: 4 E: 0 K: 1 S: 23	H: 3 LOB: 2 BB: 2 P: 44	R: 1 E: 0 K: 2 S: 16	H: 3 LOB: 2 BB: 0 P: 18	R: 0 E: 0 K: 0 S: 8	H: 0 LOB: 0 BB: 0 P: 13	R: 0 E: 0 K: 2 S: 16	H: 2 LOB: 2 BB: 0 P: 24	R: 0 E: 0 K: 2 S: 12	H: 1 LOB: 1 BB: 0 P: 19	R: 0 E: 0 K: 1 S: 5	H: 0 LOB: 0 BB: 0 P: 16	R: 0 E: 0 K: 1 S: 5	H: 0 LOB: 2 BB: 1 P: 8	R: 0 E: 0 K: 1 S: 13	H: 1 LOB: 2 BB: 1 P: 22	1B: 7 2B: 4 3B: 0 HR: 0	SF: 1 SAC: 0 DP: 1 HBP: 1	WP: 1 PB: 0 SB: 0 CS: 1	PA: 42		
<b>PITCHER</b>	IP WLS BF H R ER SO BB IBB HBP BLK WP HR S P ERA WHIP	5.0 4.87	1.0 W 4 1 0 0 2 0 0 0 0 0 1 0 12 19 0.00 1.000	1.0 H 3 0 0 0 2 0 0 0 0 0 0 0 12 16 0.00 0.000	2.0 S 8 1 0 0 2 1 0 0 0 0 0 0 18 30 0.00 1.000																			

Batter	1	2	3	4	5	6	7	8	9	AB	R	H	RBI	BB	SO	LOB	BOTTOM						
Corey Patterson, L OBP: 0.336, SLG: 0.481										6	1	1	0	0	2	4	<b>Pittsburgh Pirates @ Chicago Cubs</b> <b>Wrigley Field, Chicago, IL</b> Wed Sep 15 2004, 1:20 PM CDT Att: 38,395 - Sunny - 81 F						
Neftali Pérez, S OBP: 0.292, SLG: 0.328										6	2	3	2	0	1	1							
Moises Alou, R OBP: 0.354, SLG: 0.560 Tom Goodwin, L OBP: 0.267, SLG: 0.299										3	2	2	0	2	0	0							
25 Derrek Lee, R OBP: 0.366, SLG: 0.536										2	2	1	2	3	0	0							
Sammy Sosa, R OBP: 0.338, SLG: 0.537 Calvin Murray, R OBP: 0.333, SLG: 0.333										4	2	3	5	1	0	2							
Michael Barrett, R OBP: 0.343, SLG: 0.495										5	2	2	1	0	2	4							
Mark Grudzielanek, R OBP: 0.350, SLG: 0.437										5	2	3	0	0	0	3							
Ramon Martínez, R OBP: 0.313, SLG: 0.346 Jose Macias, S OBP: 0.282, SLG: 0.362										2	0	1	0	0	0	1							
22 Mark Prior, R OBP: 0.207, SLG: 0.145 43 Michael Wuerz, R Jason Dubois, R Mike Remlinger, L Ben Griewe, L 46 Ryan Dempster, R										1	0	0	0	0	1	1							
										0	0	0	0	0	0	0							
<b>Inning Stats</b>	R: 4 E: 0 K: 0 S: 14	H: 4 LOB: 0 BB: 0 P: 19	R: 0 E: 0 K: 1 S: 8	H: 1 LOB: 0 BB: 0 P: 11	R: 0 E: 0 K: 0 S: 7	H: 1 LOB: 1 BB: 0 P: 11	R: 0 E: 0 K: 2 S: 13	H: 1 LOB: 1 BB: 0 P: 16	R: 0 E: 0 K: 2 S: 17	H: 0 LOB: 3 BB: 3 P: 31	R: 2 E: 0 K: 0 S: 14	H: 3 LOB: 2 BB: 1 P: 24	R: 1 E: 0 K: 1 S: 8	H: 2 LOB: 1 BB: 0 P: 11	R: 6 E: 0 K: 1 S: 24	H: 6 LOB: 2 BB: 2 P: 40	R: 0 E: 0 K: 1 S: 13	H: 0 LOB: 0 BB: 0 P: 22	1B: 6 2B: 6 3B: 1 HR: 5	SF: 0 SAC: 1 DP: 0 HBP: 0	WP: 0 PB: 0 SB: 0 CS: 0	PA: 48	
<b>PITCHER</b>	IP WLS BF H R ER SO BB IBB HBP BLK WP HR S P ERA WHIP	5.2 L 31	0.2 4 2 1 1 1 0 0 0 0 0 0 8 11 13.50 3.000	0.2 4 1 2 2 0 1 0 0 0 0 0 5 11 27.00 3.000	1.0 9 5 4 4 1 1 0 0 0 0 0 1 21 32 36.00 6.000																		





Batter	1	2	3	4	5	6	7	8	9	10	AB	R	H	RBI	BB	SO	LOB	TOP					
Mike Cameron, R OBP: 0.325, SLG: 0.486											5	0	0	1	0	1	4						
Todd Zeile, R OBP: 0.324, SLG: 0.357											5	2	1	0	1	1	3						
Cliff Floyd, L OBP: 0.352, SLG: 0.462											2	1	1	1	1	1	0						
Eric Valeri, L OBP: 0.338, SLG: 0.498											2	0	1	0	0	1	1						
Gerald Williams, R OBP: 0.292, SLG: 0.416											0	0	0	0	0	0	0						
31 Mike Piazza, R OBP: 0.301, SLG: 0.447											2	1	0	0	2	0	0						
Jason Phillips, R OBP: 0.294, SLG: 0.330											1	0	1	0	0	0	0						
5 David Wright, R OBP: 0.339, SLG: 0.548											4	1	0	1	1	0	4						
Richard Hidalgo, R OBP: 0.310, SLG: 0.461											5	1	1	1	0	1	4						
Jeff Keppinger, R OBP: 0.277, SLG: 0.374											5	1	1	2	0	0	2						
Wilson Delgado, S OBP: 0.368, SLG: 0.385											3	1	1	0	2	1	0						
Tom Glavine, L OBP: 0.299, SLG: 0.216											2	0	2	2	0	0	0						
Bartolome Fortunato, R ERA: 3.57											0	0	0	0	0	0	0						
Craig Brazzell, L ERA: 4.44											1	0	1	0	0	0	0						
Heath Bell, R ERA: 3.63											0	0	0	0	0	0	0						
Pedro Feliciano, L ERA: 5.09											1	0	1	0	0	0	0						
Tyler Yates, R ERA: 5.76											0	0	0	0	0	0	0						
Bradton Cooper, R ERA: 2.59											1	0	0	0	0	0	0						
<b>Inning Stats</b>	R: 6 E: 0 K: 1 S: 22	H: 3 LOB: 1 BB: 5 P: 49	R: 1 E: 1 K: 1 S: 11	H: 2 LOB: 2 BB: 1 P: 23	R: 0 E: 0 K: 0 S: 5	H: 0 LOB: 1 BB: 1 P: 15	R: 0 E: 0 K: 1 S: 6	H: 0 LOB: 0 BB: 0 P: 11	R: 0 E: 0 K: 1 S: 7	H: 0 LOB: 0 BB: 0 P: 13	R: 0 E: 0 K: 0 S: 8	H: 1 LOB: 1 BB: 0 P: 13	R: 0 E: 0 K: 0 S: 6	H: 0 LOB: 0 BB: 0 P: 10	R: 0 E: 0 K: 0 S: 6	H: 1 LOB: 1 BB: 0 P: 9	R: 0 E: 0 K: 0 S: 16	H: 2 LOB: 2 BB: 0 P: 21	R: 1 E: 0 K: 1 S: 13	H: 2 LOB: 1 BB: 0 P: 21	1B: 8 2B: 3 3B: 0 HR: 0	SF: 1 SAC: 1 DP: 0 HBP: 0	WP: 1 PA: 47
<b>PITCHER</b>	IP WLS BF H R ER SO BB IBB HBP BLK WP HR S P ERA WHIP	John Van Benschoten, R ERA: 6.91	Nelson Figueroa, R ERA: 4.44	Mark Corey, R ERA: 4.91	Brian Meadows, R ERA: 3.63	16 Salomon Torres, R ERA: 2.73	<b>PITCHER</b>	IP WLS BF H R ER SO BB IBB HBP BLK WP HR S P ERA WHIP	Braden Cooper, R ERA: 2.59														

New York Mets @ Pittsburgh Pirates  
PNC Park, Pittsburgh, PA  
Sat Sep 18 2004, 7:05 PM EDT  
Att. 19,236 - Sunny - 63 F

AB	38
R	8
H	11
RBI	8
BB	7
SO	6
LOB	18



Batter	1	2	3	4	5	6	7	8	9	10	AB	R	H	RBI	BB	SO	LOB	BOTTOM					
Tike Redman, L OBP: 0.309, SLG: 0.373											5	0	1	0	0	0	0						
2 Jack Wilson, R OBP: 0.332, SLG: 0.481											4	1	0	0	1	2	2						
Jason Bay, R OBP: 0.369, SLG: 0.572											5	0	1	1	0	2	2						
Daryle Ward, L OBP: 0.306, SLG: 0.486											5	1	1	0	0	2	3						
Craig Wilson, R OBP: 0.355, SLG: 0.499											2	1	0	0	3	1	0						
Abraham Nunez, S OBP: 0.280, SLG: 0.322											3	1	0	0	0	0	3						
Bobby Hill, S OBP: 0.351, SLG: 0.335											0	0	0	0	1	0	0						
Jose Castillo, R OBP: 0.306, SLG: 0.370											1	0	0	0	0	0	0						
Ty Wigginton, R OBP: 0.323, SLG: 0.435											4	2	2	4	1	1	3						
11 Humberto Cota, R OBP: 0.276, SLG: 0.500											4	1	1	2	0	1	1						
John Van Benschoten, R ERA: 3.57											0	0	0	0	0	0	0						
Nelson Figueroa, R ERA: 4.44											1	0	1	0	0	0	0						
12 Freddy Sanchez, R ERA: 4.5											1	0	0	0	0	0	0						
Mark Corey, R ERA: 4.91											1	0	0	0	0	0	0						
Tony Alvarez, R ERA: 3.63											1	0	0	0	0	0	0						
Brian Meadows, R ERA: 3.63											1	0	0	0	0	0	0						
Rob Mackowiak, L ERA: 5.09											1	0	0	0	0	0	0						
16 Salomon Torres, R ERA: 2.73											0	0	0	0	0	0	0						
<b>Inning Stats</b>	R: 0 E: 0 K: 2 S: 8	H: 0 LOB: 0 BB: 0 P: 14	R: 2 E: 0 K: 1 S: 8	H: 1 LOB: 1 BB: 1 P: 19	R: 0 E: 0 K: 0 S: 9	H: 2 LOB: 2 BB: 0 P: 16	R: 0 E: 0 K: 1 S: 8	H: 0 LOB: 1 BB: 1 P: 19	R: 0 E: 0 K: 0 S: 5	H: 0 LOB: 0 BB: 0 P: 10	R: 4 E: 0 K: 1 S: 13	H: 3 LOB: 3 BB: 1 P: 24	R: 1 E: 0 K: 1 S: 15	H: 1 LOB: 3 BB: 3 P: 34	R: 0 E: 0 K: 0 S: 8	H: 0 LOB: 0 BB: 0 P: 10	R: 0 E: 0 K: 2 S: 7	H: 0 LOB: 0 BB: 0 P: 12	R: 0 E: 0 K: 2 S: 8	H: 0 LOB: 0 BB: 0 P: 13	1B: 2 2B: 2 3B: 1 HR: 2	SF: 0 SAC: 0 DP: 0 HBP: 0	WP: 0 PA: 43
<b>PITCHER</b>	IP WLS BF H R ER SO BB IBB HBP BLK WP HR S P ERA WHIP	Tom Glavine, L ERA: 3.57	Bartolome Fortunato, R ERA: 4.5	Heath Bell, R ERA: 3.63	Pedro Feliciano, L ERA: 5.09	Tyler Yates, R ERA: 5.76	<b>PITCHER</b>	IP WLS BF H R ER SO BB IBB HBP BLK WP HR S P ERA WHIP	Braden Cooper, R ERA: 2.59														

New York Mets @ Pittsburgh Pirates  
PNC Park, Pittsburgh, PA  
Sat Sep 18 2004, 7:05 PM EDT  
Att. 19,236 - Sunny - 63 F

AB	37
R	7
H	7
RBI	7
BB	6
SO	9
LOB	14





Batter	1	2	3	4	5	6	7	8	9	AB	R	H	RBI	BB	SO	LOB	TOP				
Mike Cameron, R (1, 8) OBP: 0.322, SLG: 0.482	L7		G6-3		P3			L7		4	0	0	0	0	0	0	<b>New York Mets @ Pittsburgh Pirates</b> PNC Park, Pittsburgh, PA Sun Sep 19 2004, 1:35 PM EDT Sunny - 63 F				
Eric Valent, L (1, 7) OBP: 0.333, SLG: 0.490	K		L9		L9			G5-3		4	0	0	0	0	1	0					
5 David Wright, R (1, 5) OBP: 0.338, SLG: 0.542	P4							K		4	0	1	0	0	2	0					
31 Mike Piazza, R (1, 2) OBP: 0.362, SLG: 0.447																					
Richard Hidalgo, R (1, 9) OBP: 0.309, SLG: 0.458																					
Todd Zeile, R (1, 3) OBP: 0.329, SLG: 0.358 Gerald Williams, R (9, PR) OBP: 0.292, SLG: 0.416																					
Wilson Delgado, S (1, 6) OBP: 0.355, SLG: 0.370																					
Danny Garcia, R (1, 4) OBP: 0.369, SLG: 0.360																					
Aaron Heilman, R (1, 1) Ricky Bottalico, L (8, 1)																					
<b>Inning Stats</b>	R: 0 H: 0 E: 0 K: 1 S: 9	H: 0 LOB: 0 BB: 0 P: 12	R: 0 H: 0 E: 0 K: 0 S: 11	H: 0 LOB: 2 BB: 2 P: 25	R: 0 H: 0 E: 0 K: 1 S: 7	H: 2 LOB: 3 BB: 1 P: 12	R: 0 H: 0 E: 0 K: 0 S: 15	H: 0 LOB: 0 BB: 0 P: 13	R: 0 H: 0 E: 0 K: 1 S: 9	H: 0 LOB: 1 BB: 0 P: 15	R: 0 H: 0 E: 0 K: 0 S: 5	H: 0 LOB: 0 BB: 0 P: 9	R: 0 H: 0 E: 0 K: 1 S: 11	H: 0 LOB: 0 BB: 0 P: 16	R: 0 H: 1 E: 0 K: 2 S: 11	H: 1 LOB: 1 BB: 0 P: 15		1B: 3 2B: 0 3B: 0 HR: 0	SF: 0 SAC: 0 DP: 0 HBP: 1	WP: 0 PB: 0 SB: 0 CS: 0	PA: 34
<b>PITCHER</b>	IP	WLS	BF	H	R	ER	SO	BB	IBB	HBP	BLK	WP	HR	S	P	ERA	WHIP				
Ryan Vogelsong, R (1, 1) ERA: 6.19	7.0	W	27	2	0	0	3	3	0	1	0	0	0	64	115	0.00	0.714				
16 Salomon Torres, R (8, 1) ERA: 2.7	1.0	H	3	0	0	0	1	0	0	0	0	0	0	11	16	0.00	0.000				
Jose Mesa, R (9, 1) ERA: 3.31	1.0	S	4	1	0	0	2	0	0	0	0	0	0	11	15	0.00	1.000				

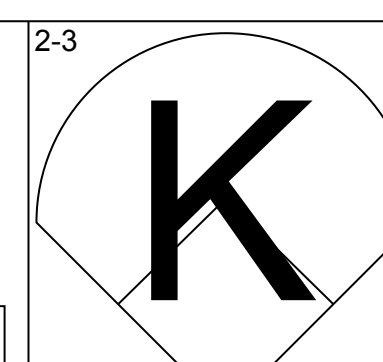
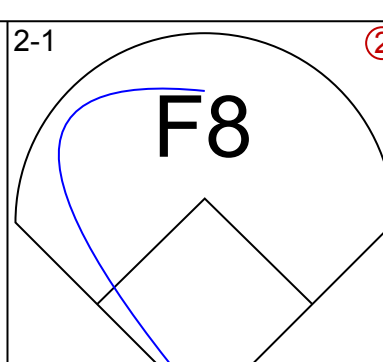
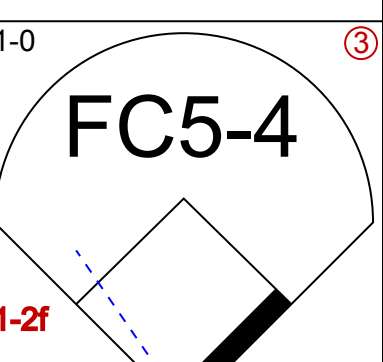
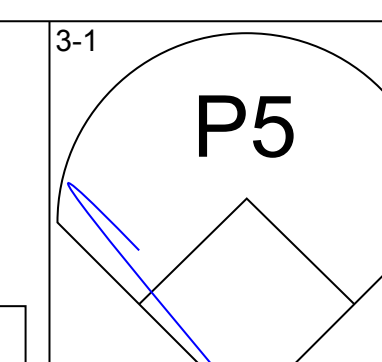
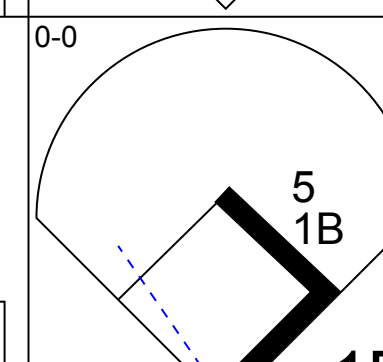
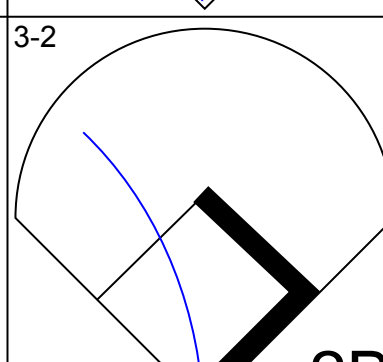
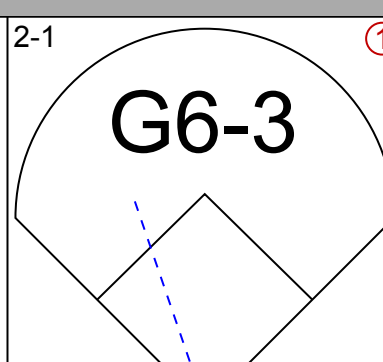
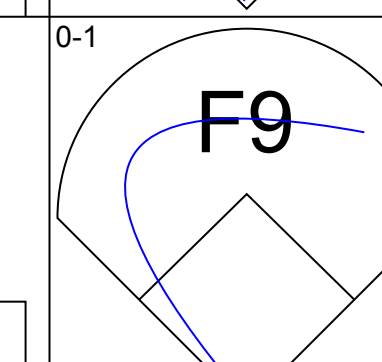
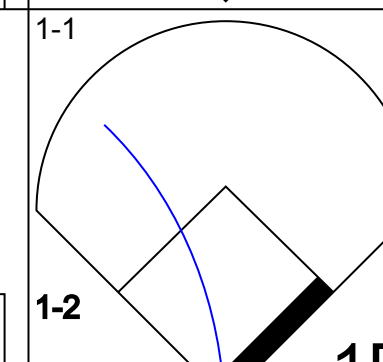
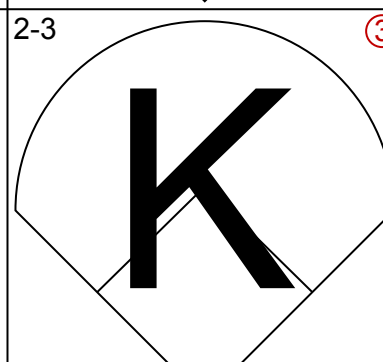
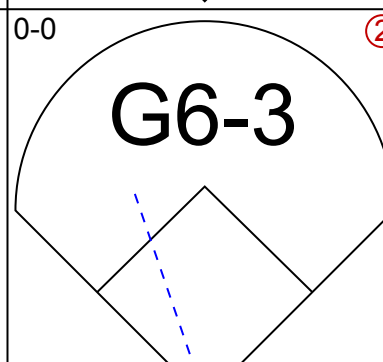
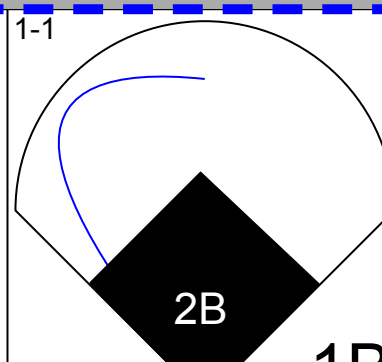
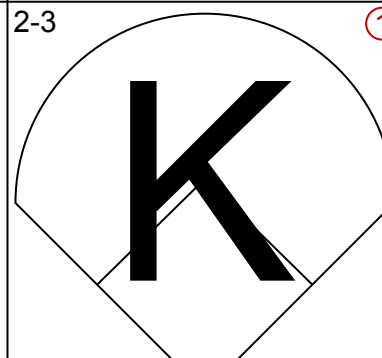
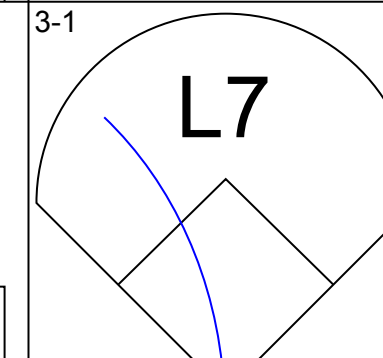
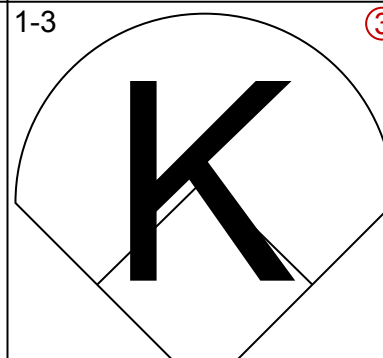
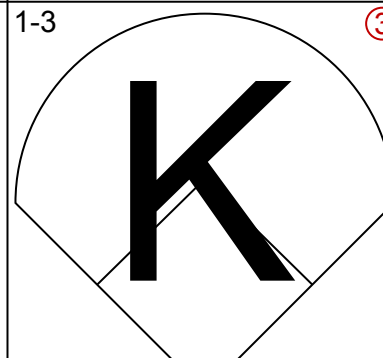
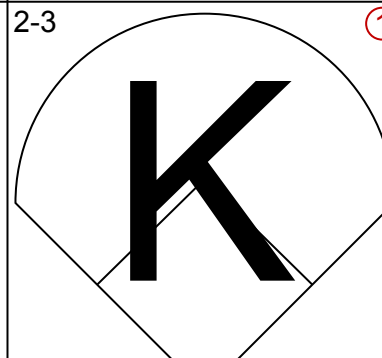
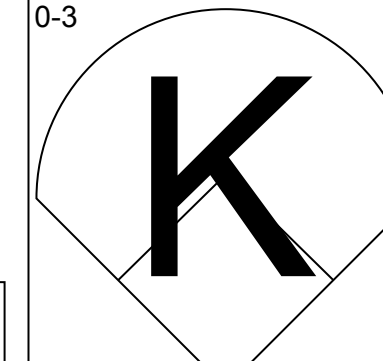
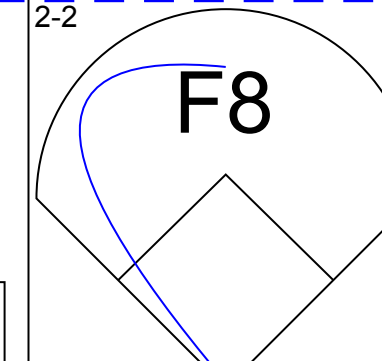
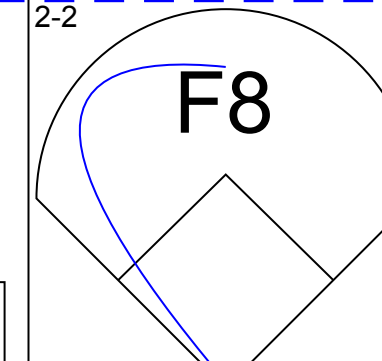
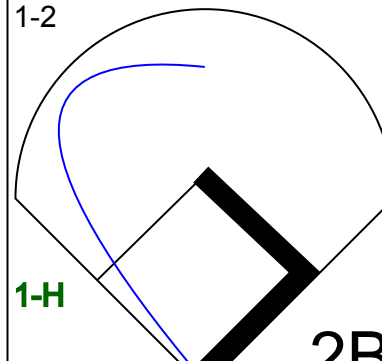
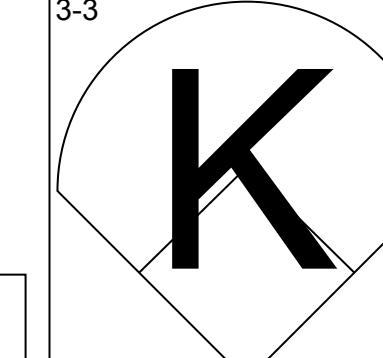
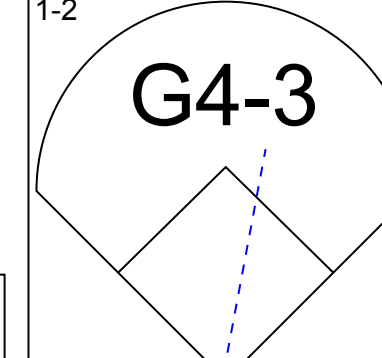
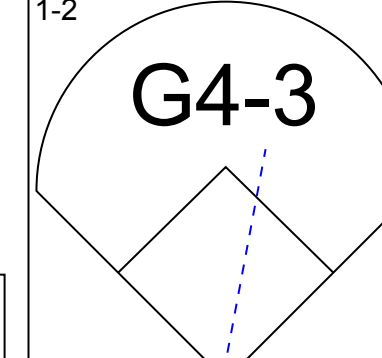
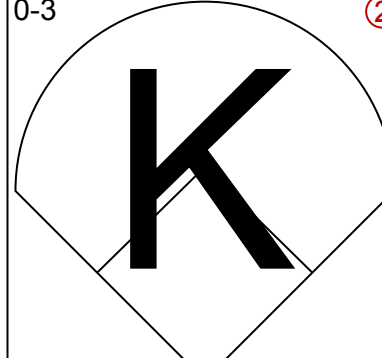
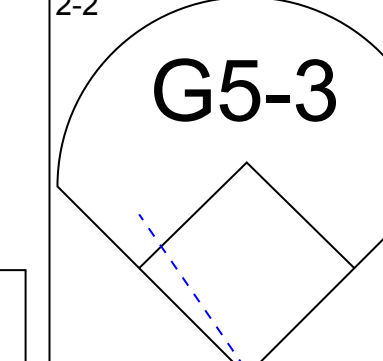
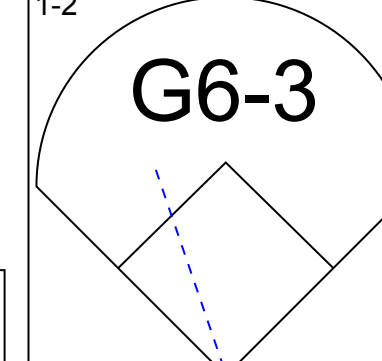
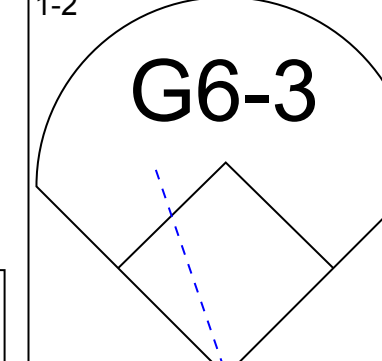
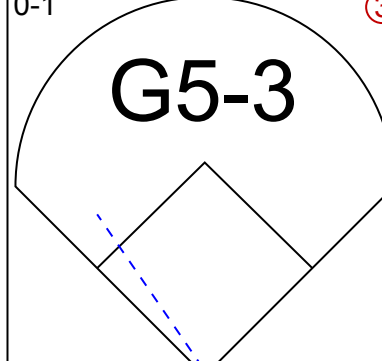
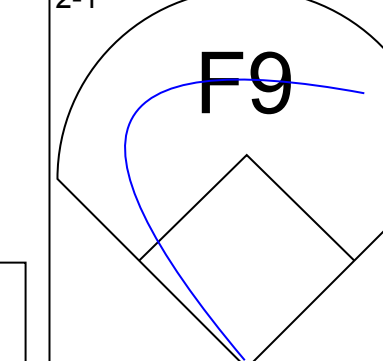
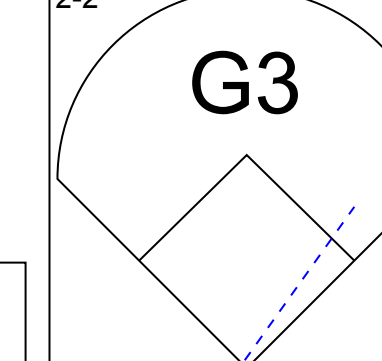
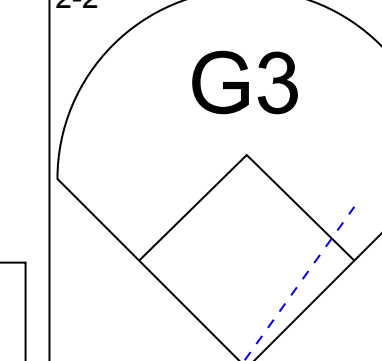
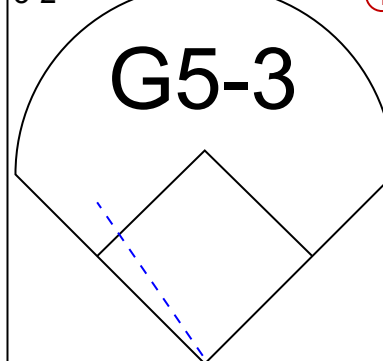
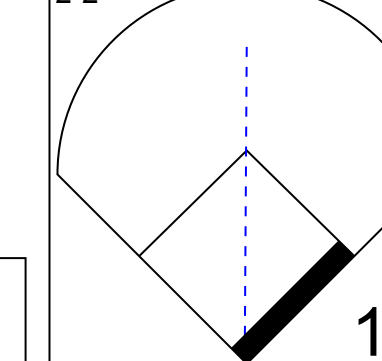
AB	30
R	0
H	3
RBI	0
BB	3
SO	6
LOB	15

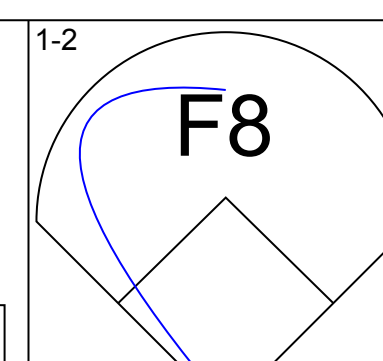
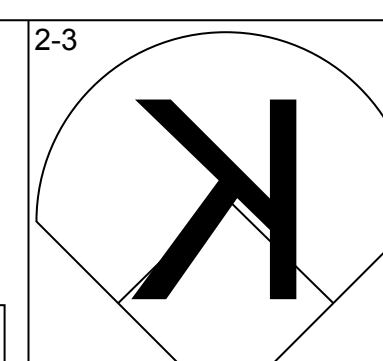
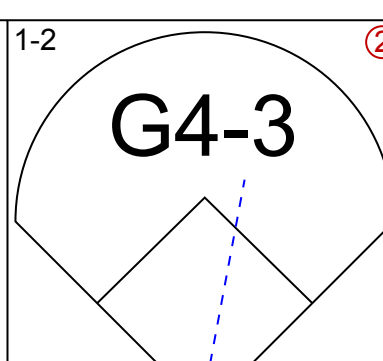
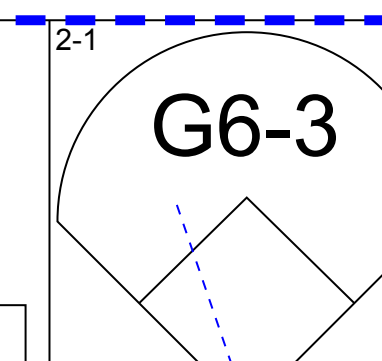
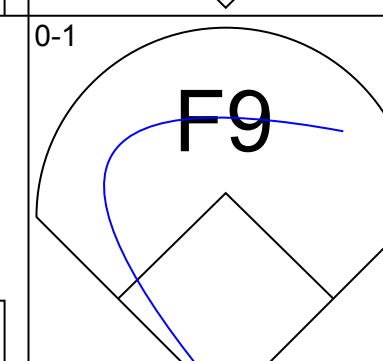
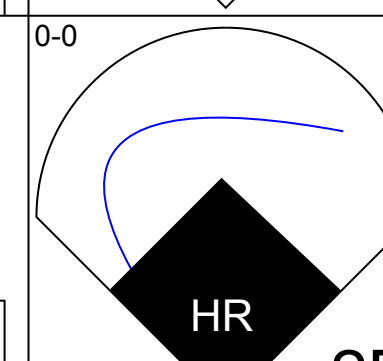
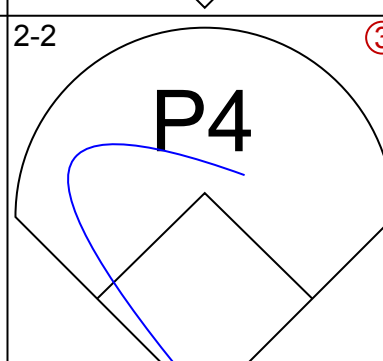
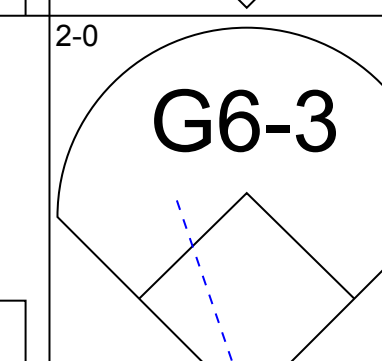
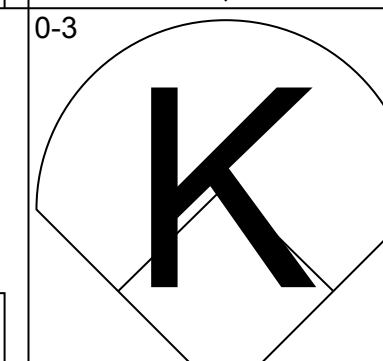
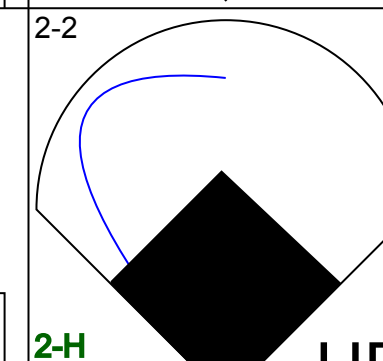
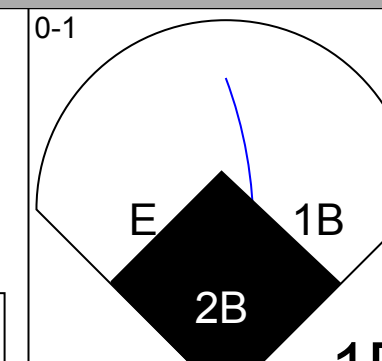
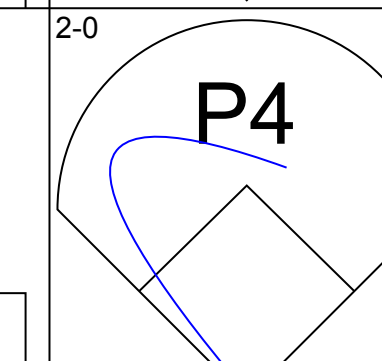
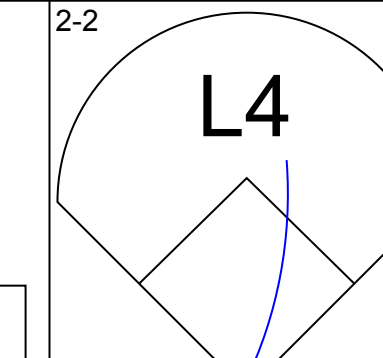
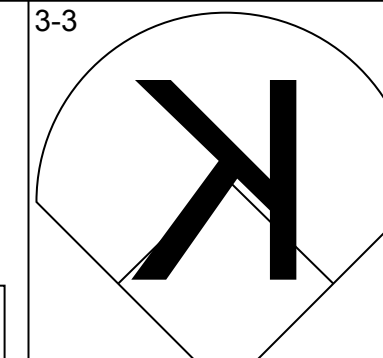
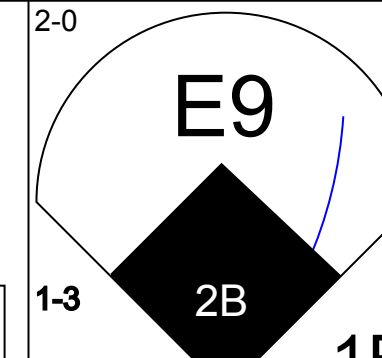
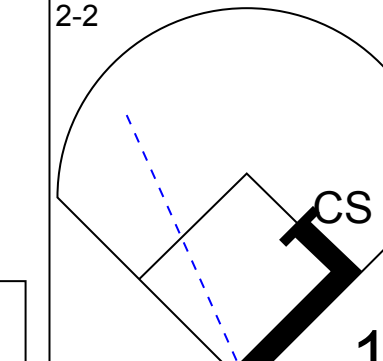
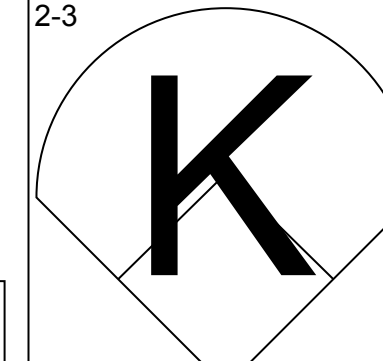
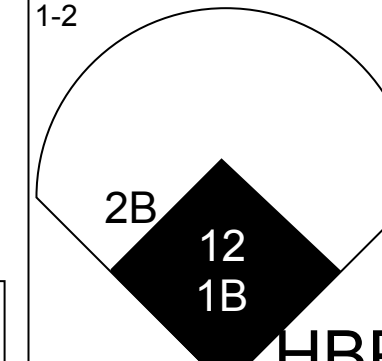
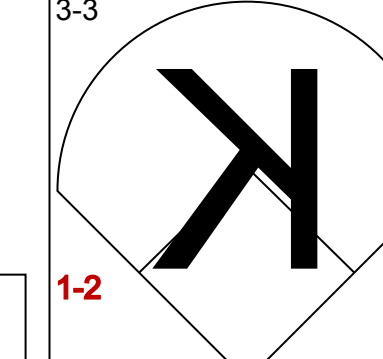
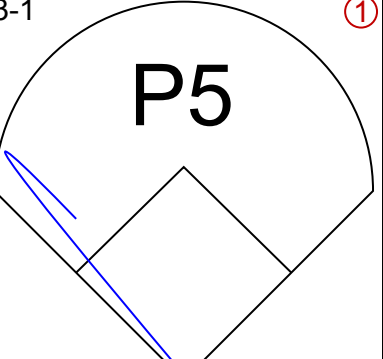
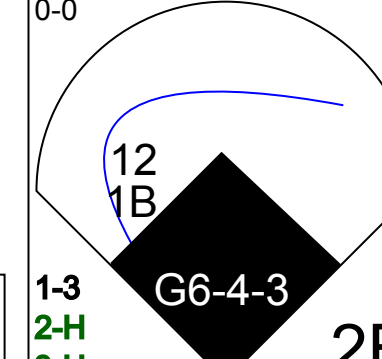

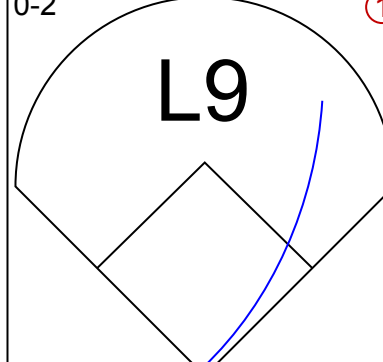
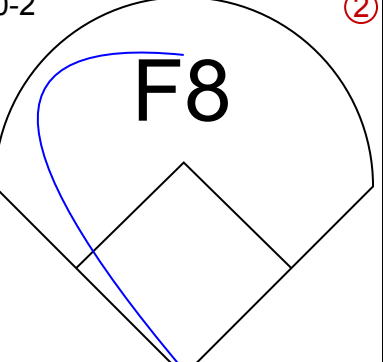
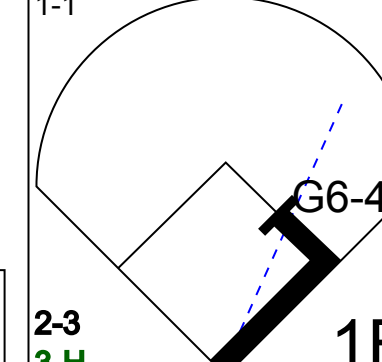
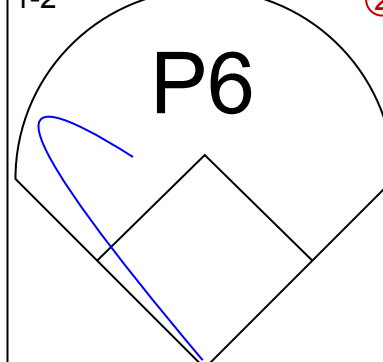
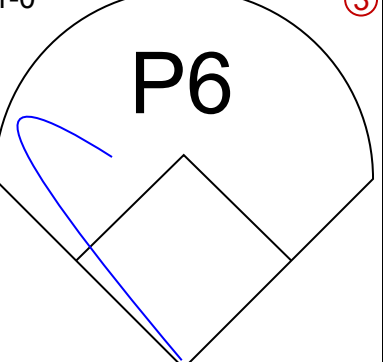
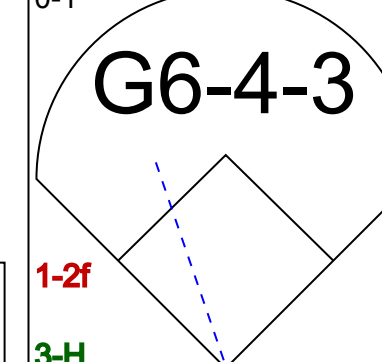


Batter	1	2	3	4	5	6	7	8	9	AB	R	H	RBI	BB	SO	LOB	BOTTOM				
Tike Redman, L (1, 8) OBP: 0.306, SLG: 0.370	G6-3		B3					P4		4	0	0	0	0	0	0	<b>New York Mets @ Pittsburgh Pirates</b> PNC Park, Pittsburgh, PA Sun Sep 19 2004, 1:35 PM EDT Sunny - 63 F				
2 Jack Wilson, R (1, 6) OBP: 0.330, SLG: 0.459	G5-3							G5-3		3	0	0	0	0	0	0					
Jason Bay, R (1, 7) OBP: 0.369, SLG: 0.569	G4-3									2	0	0	0	1	1	0					
Daryle Ward, L (1, 3) OBP: 0.303, SLG: 0.491										3	0	0	0	0	0	1					
Ty Wigginton, R (1, 5) OBP: 0.323, SLG: 0.433										2	0	0	0	1	1	0					
Rob Mackowiak, L (1, 9) OBP: 0.321, SLG: 0.416										2	0	0	0	1	1	0					
11 Humberto Cota, R (1, 2) OBP: 0.295, SLG: 0.561										3	1	2	1	0	1	2					
Jose Castillo, R (1, 4) OBP: 0.303, SLG: 0.366										3	0	0	0	0	0	1					
Ryan Vogelsong, R (1, 1) OBP: 0.273, SLG: 0.300 16 Salomon Torres, R (8, 1) OBP: 0.500, SLG: 1.000 Bobby Hill, S (6, PH) OBP: 0.349, SLG: 0.333 Jose Mesa, R (9, 1)										2	0	0	0	0	1	0					
										0	0	0	0	0	0	0					
										1	0	0	0	0	0	0					
										0	0	0	0	0	0	0					
<b>Inning Stats</b>	R: 0 H: 0 E: 0 K: 0 S: 5	H: 0 LOB: 0 BB: 0 P: 10	R: 0 H: 0 E: 0 K: 2 S: 9	H: 0 LOB: 0 BB: 0 P: 10	R: 1 H: 1 E: 0 K: 0 S: 8	H: 1 LOB: 0 BB: 0 P: 12	R: 0 H: 0 E: 0 K: 1 S: 8	H: 0 LOB: 0 BB: 0 P: 12	R: 0 H: 0 E: 0 K: 1 S: 13	H: 0 LOB: 0 BB: 0 P: 16	R: 0 H: 0 E: 0 K: 1 S: 8	H: 0 LOB: 2 BB: 3 P: 21	R: 0 H: 0 E: 0 K: 0 S: 7	H: 0 LOB: 0 BB: 0 P: 11	R: 0 H: 0 E: 0 K: 0 S: 7	H: 0 LOB: 0 BB: 0 P: 11	1B: 1 2B: 0 3B: 0 HR: 1	SF: 0 SAC: 0 DP: 1 HBP: 0	WP: 0 PB: 1 SB: 0 CS: 0	PA: 28	
<b>PITCHER</b>	IP	WLS	BF	H	R	ER	SO	BB	IBB	HBP	BLK	WP	HR	S	P	ERA	WHIP				
Aaron Heilman, R (1, 1) ERA: 4.86	7.0	L	25	2	1	1	5	3	0	0	0	0	0	60	98	1.29	0.714				
Ricky Bottalico, R (8, 1) ERA: 3.6	1.0		3	0	0	0	0	0	0	0	0	0	0	7	11	0.00	0.000				





Batter	1	2	3	4	5	6	7	8	9	AB	R	H	RBI	BB	SO	LOB	TOP					
Mike Cameron, R (1,8) OBP: 0.320, SLG: 0.478										4	0	0	0	0	1	2	<p><b>New York Mets @ Pittsburgh Pirates</b> PNC Park, Pittsburgh, PA Sun Sep 19 2004, 1:40 PM EDT Att: 18,219 - Sunny - 65 F</p>					
Jeff Keppinger, R (1,4) OBP: 0.286, SLG: 0.389										4	0	2	0	0	0	1						
5 David Wright, R (1,5) OBP: 0.341, SLG: 0.541										4	1	2	0	0	1	1						
Richard Hidalgo, R (1,7) OBP: 0.309, SLG: 0.455										3	0	0	0	1	2	3						
Todd Zeile, R (1,3) OBP: 0.328, SLG: 0.360										4	0	1	1	0	2	3						
Victor Diaz, R (1,9) OBP: 0.364, SLG: 0.400										4	0	0	0	0	2	2						
Jason Phillips, R (1,2) OBP: 0.291, SLG: 0.326										4	0	0	0	0	0	1						
Wilson Delgado, S (1,6) OBP: 0.355, SLG: 0.364										2	0	0	0	1	0	0						
Kris Benson, R (1,1) OBP: 0.175, SLG: 0.145										2	0	0	0	0	1	1						
Heath Bell, R (7,1) OBP: 0.400, SLG: 0.500										0	0	0	0	0	0	0						
Craig Brazell, L (8, PH) OBP: 0.500, SLG: 0.500										1	0	1	0	0	0	0						
Mike Stanton, L (8,1) OBP: 0.500, SLG: 0.500										0	0	0	0	0	0	0						
<b>Inning Stats</b>	R: 0 E: 0 K: 2 S: 12	H: 2 LOB: 2 BB: 0 P: 18	R: 0 E: 0 K: 1 S: 10	H: 0 LOB: 0 BB: 0 P: 17	R: 0 E: 0 K: 1 S: 12	H: 1 LOB: 1 BB: 0 P: 22	R: 0 E: 0 K: 1 S: 5	H: 0 LOB: 0 BB: 1 P: 9	R: 0 E: 0 K: 1 S: 13	H: 0 LOB: 1 BB: 1 P: 23	R: 0 E: 0 K: 0 S: 6	H: 0 LOB: 0 BB: 0 P: 9	R: 0 E: 0 K: 0 S: 9	H: 0 LOB: 0 BB: 0 P: 13	R: 0 E: 0 K: 0 S: 12	H: 1 LOB: 1 BB: 0 P: 19	R: 1 E: 0 K: 2 S: 13	H: 2 LOB: 1 BB: 0 P: 17	1B: 4 2B: 2 3B: 0 HR: 0	SF: 0 SAC: 0 DP: 1 HBP: 0	WP: 0 PB: 0 SB: 0 CS: 0	PA: 34
<b>PITCHER</b>	IP WLS BF H R ER SO BB IBB HBP BLK WP HR S P ERA WHIP																					
Dave Williams, L (1,1) ERA: 3.64	6.0 W 22 3 0 0 7 2 0 0 0 0 0 0 58 98 0.00 0.833																					
Brian Meadows, R (7,1) ERA: 3.53	2.0 H 7 1 0 0 0 0 0 0 0 0 0 0 21 32 0.00 0.500																					
Michael Gonzalez, L (9,1) ERA: 1.43	1.0 5 2 1 1 2 0 0 0 0 0 0 0 13 17 9.00 2.000																					

Batter	1	2	3	4	5	6	7	8	9	AB	R	H	RBI	BB	SO	LOB	BOTTOM			
Tike Redman, L (1,8) OBP: 0.304, SLG: 0.367										4	0	0	0	0	1	0	<p><b>New York Mets @ Pittsburgh Pirates</b> PNC Park, Pittsburgh, PA Sun Sep 19 2004, 1:40 PM EDT Att: 18,219 - Sunny - 65 F</p>			
2 Jack Wilson, R (1,6) OBP: 0.330, SLG: 0.459										4	1	1	0	0	0	0				
Jason Bay, R (1,7) OBP: 0.370, SLG: 0.576										4	2	2	2	0	1	0				
Rob Mackowiak, L (1,9) OBP: 0.321, SLG: 0.415										3	1	1	0	0	1	0				
Craig Wilson, R (1,3) OBP: 0.357, SLG: 0.499										2	1	1	0	0	1	0				
Bobby Hill, S (1,5) OBP: 0.346, SLG: 0.330										2	0	0	0	0	1	1				
Ty Wigginton, R (7,5) OBP: 0.325, SLG: 0.436										1	1	1	2	0	0	0				
12 Freddy Sanchez, R (1,4) OBP: 0.200, SLG: 0.200										3	0	1	1	0	0	0				
J.R. House, R (1,2) OBP: 0.111, SLG: 0.222										3	0	0	0	0	0	1				
Dave Williams, L (1,1) OBP: 0.143, SLG: 0.143										1	0	0	0	0	1	0				
19 José Bautista, R (6, PH) OBP: 0.251, SLG: 0.256										1	0	0	0	0	1	0				
Brian Meadows, R (7,1) ERA: 3.53										1	0	0	0	0	1	0				
Michael Gonzalez, R (9,1) OBP: 1.000, SLG: 2.000										0	0	0	0	0	0	0				
<b>Inning Stats</b>	R: 0 E: 0 K: 1 S: 8	H: 0 LOB: 0 BB: 0 P: 9	R: 0 E: 0 K: 1 S: 12	H: 1 LOB: 0 BB: 0 P: 19	R: 0 E: 0 K: 1 S: 9	H: 0 LOB: 0 BB: 0 P: 10	R: 2 E: 0 K: 3 S: 15	H: 2 LOB: 0 BB: 0 P: 24	R: 0 E: 0 K: 0 S: 6	H: 0 LOB: 0 BB: 0 P: 10	R: 0 E: 0 K: 1 S: 10	H: 0 LOB: 0 BB: 0 P: 16	R: 4 E: 1 K: 1 S: 16	H: 4 LOB: 0 BB: 0 P: 23	R: 0 E: 0 K: 0 S: 4	H: 0 LOB: 0 BB: 0 P: 10	1B: 4 2B: 2 3B: 0 HR: 1	SF: 0 SAC: 0 DP: 1 HBP: 1	WP: 0 PB: 0 SB: 0 CS: 1	PA: 30
<b>PITCHER</b>	IP WLS BF H R ER SO BB IBB HBP BLK WP HR S P ERA WHIP																			
Kris Benson, R (1,1) ERA: 4.44	6.0 L 24 6 6 6 7 0 0 0 0 0 0 10 14 0.00 1.000																			
Heath Bell, R (7,1) ERA: 3.33	1.0 3 1 0 0 1 0 0 0 0 0 0 10 14 0.00 1.000																			
Mike Stanton, L (8,1) ERA: 3.28	1.0 3 0 0 0 0 0 0 0 0 0 0 4 10 0.00 0.000																			

AB 32  
R 1  
H 6  
RBI 1  
BB 2  
SO 9  
LOB 14



AB 29  
R 6  
H 7  
RBI 5  
BB 0  
SO 8  
LOB 2









Batter	1	2	3	4	5	6	7	8	9	AB	R	H	RBI	BB	SO	LOB	TOP					
<b>Corey Patterson, L</b> (1, 8) OBP: 0.329, SLG: 0.466	1-3 K			2-3 K	0-3 K			1-3 K		4	0	0	0	0	4	3						
<b>25 Derek Lee, R</b> (1, 3) OBP: 0.360, SLG: 0.528	3-3 K			2-2 P2		0-0 P4		3-2 16 1B		4	0	1	0	0	1	0						
<b>16 Aramis Ramirez, R</b> (1, 5) OBP: 0.369, SLG: 0.587	0-2 P6			0-0 F9		3-1 1B		1-2 1B		4	0	2	0	0	0	0						
<b>Moises Alou, R</b> (1, 7) OBP: 0.355, SLG: 0.558		3-2 F9			0-0 L7	2-0 F8		2-3 K		4	0	0	0	0	1	3						
<b>Sammy Sosa, R</b> (1, 9) OBP: 0.331, SLG: 0.521		1-2 P5			3-3 K	0-1 P4		3-3 K		4	0	0	0	0	2	3						
<b>Nomar Garciaparra, R</b> (1, 6) OBP: 0.352, SLG: 0.487		3-2 P4			4-0 BB 38 BB			4-2 FC2-6 BB		2	1	1	0	2	0	0						
<b>Nefi Perez, S</b> (9, PH) OBP: 0.290, SLG: 0.334										0	0	0	0	0	0	0						
<b>Mark Grudzielanek, R</b> (1, 4) OBP: 0.340, SLG: 0.417			0-3 K		1-2 38 BB 1B		0-0 L3	1-1 FC2-6 1-2		4	0	1	0	0	1	2						
<b>Michael Barrett, R</b> (1, 2) OBP: 0.349, SLG: 0.513			0-0 F8		4-2 38 BB 1B		0-3 K2-3	1-3 K		3	0	0	0	1	2	2						
<b>3B Carlos Zambrano, S</b> (1, 1) OBP: 0.239, SLG: 0.269			1-3 K		4-2 1-2 2-3 BB		1-2 L4	1-2 G4-3		2	0	0	1	1	1	1						
<b>Kent Mercker, L</b> (8, 1)										0	0	0	0	0	0	0						
<b>Jose Macias, S</b> (9, PH) OBP: 0.286, SLG: 0.363										1	0	0	0	0	0	1						
<b>Mike Remlinger, L</b> (9, 1)										0	0	0	0	0	0	0						
<b>Inning Stats</b>	R: 0 H: 0 E: 0 K: 2 S: 10	H: 0 LOB: 0 BB: 0 P: 14	R: 0 H: 0 E: 0 K: 0 S: 11	H: 0 LOB: 0 BB: 0 P: 18	R: 0 H: 0 E: 0 K: 2 S: 8	H: 0 LOB: 0 BB: 0 P: 9	R: 0 H: 0 E: 0 K: 1 S: 7	H: 0 LOB: 0 BB: 0 P: 11	R: 1 H: 1 E: 0 K: 2 S: 18	H: 3 LOB: 3 BB: 3 P: 34	R: 0 H: 1 E: 0 K: 0 S: 6	H: 1 LOB: 1 BB: 0 P: 11	R: 0 H: 1 E: 0 K: 1 S: 10	H: 1 LOB: 1 BB: 0 P: 14	R: 0 H: 2 E: 0 K: 3 S: 16	H: 2 LOB: 2 BB: 2 P: 26	R: 0 H: 0 E: 0 K: 1 S: 16	H: 0 LOB: 1 BB: 1 P: 22	1B: 4 2B: 1 3B: 0 HR: 0	SF: 0 SAC: 0 DP: 0 HBP: 0	WP: 0 PB: 0 SB: 0 CS: 0	PA: 36
<b>PITCHER</b>	IP	WLS	BF	H	R	ER	SO	BB	IBB	HBP	BLK	WP	HR	S	P	ERA	WHIP					
<b>Oliver Pérez, L</b> (1, 1) ERA: 3.14	7.0	L	27	3	1	1	8	3	0	0	0	0	0	70	111	1.29	0.857					
<b>16 Salomon Torres, R</b> (8, 1) ERA: 2.71	2.0		9	2	0	0	4	1	0	0	0	0	0	32	48	0.00	1.500					

Chicago Cubs @ Pittsburgh Pirates  
PNC Park, Pittsburgh, PA  
Wed Sep 22 2004, 7:05 PM EDT  
Att: 22,257 - Sunny - 72 F

AB 32  
R 1  
H 5  
RBI 1  
BB 4  
SO 12  
LOB 15



Batter	1	2	3	4	5	6	7	8	9	AB	R	H	RBI	BB	SO	LOB	BOTTOM					
<b>18 Jason Kendall, R</b> (1, 2) OBP: 0.400, SLG: 0.383	3-2 G6-3		1-1 2 1B					3-1 BB FC1-5 1B		4	0	2	0	0	1	0						
<b>2 Jack Wilson, R</b> (1, 6) OBP: 0.331, SLG: 0.457	4-2 FC5-4 BB		3-1 G5-4-3 1B			0-1 G4-3		0-0 FC1-5 BB		3	0	1	0	1	0	2						
<b>Jason Bay, R</b> (1, 7) OBP: 0.367, SLG: 0.569	0-0 FC5-4 1-2		0-0 G5-4-3 1B			3-3 K		4-0 1-2 2-3 BB		3	0	0	0	1	1	3						
<b>Daryle Ward, L</b> (1, 3) OBP: 0.303, SLG: 0.486	1-0 G3			2-2 G3 G5-3 1B		1-2 G5-3		1-3 K		3	0	1	0	0	0	1						
<b>Craig Wilson, R</b> (9, PH) OBP: 0.353, SLG: 0.493										1	0	0	0	0	1	3						
<b>Ty Wigginton, R</b> (1, 5) OBP: 0.325, SLG: 0.432		2-1 1B HBP		1-0 G5-3		4-2 S BB		0-0 L9		2	0	0	0	1	0	4						
<b>Tike Redman, L</b> (1, 8) OBP: 0.303, SLG: 0.366		0-0 L3 1B		0-0 G3		3-3 K		0-1 L5		4	0	1	0	0	1	2						
<b>Rob Mackowiak, L</b> (1, 9) OBP: 0.413		0-0 L3		3-3 K		1-0 L4		3-2 F9		3	0	0	0	0	1	4						
<b>Tony Alvarez, R</b> (9, PH) OBP: 0.308, SLG: 0.382		1-1								1	0	0	0	0	0	0						
<b>Jose Castillo, R</b> (1, 4) OBP: 0.300, SLG: 0.362		2-2 G1-3				1-3 K		2-3 K		3	0	0	0	0	2	2						
<b>16 Salomon Torres, R</b> (8, 1) ERA: 2.15										0	0	0	0	0	0	0						
<b>11 Humberto Cota, R</b> (9, PH) OBP: 0.290, SLG: 0.552										1	0	0	0	0	1	0						
<b>Oliver Pérez, L</b> (1, 1) OBP: 0.246, SLG: 0.204			1-3 K			0-1 G5-3		2-0 FC1-5 18 1B		2	0	0	0	0	1	0						
<b>Bobby Hill, S</b> (8, 4) OBP: 0.352, SLG: 0.345										1	0	1	0	0	0	0						
<b>Inning Stats</b>	R: 0 H: 0 E: 0 K: 0 S: 12	H: 1 LOB: 1 BB: 1 P: 20	R: 0 H: 1 E: 0 K: 0 S: 6	H: 1 LOB: 0 BB: 0 P: 10	R: 0 H: 2 E: 0 K: 1 S: 9	H: 2 LOB: 1 BB: 0 P: 13	R: 0 H: 1 E: 0 K: 1 S: 8	H: 1 LOB: 1 BB: 0 P: 14	R: 0 H: 0 E: 0 K: 2 S: 11	H: 0 LOB: 0 BB: 0 P: 15	R: 0 H: 0 E: 0 K: 1 S: 10	H: 0 LOB: 0 BB: 0 P: 14	R: 0 H: 0 E: 0 K: 2 S: 10	H: 0 LOB: 1 BB: 1 P: 18	R: 0 H: 2 E: 0 K: 1 S: 9	H: 2 LOB: 3 BB: 1 P: 19	R: 0 H: 0 E: 0 K: 1 S: 8	H: 0 LOB: 0 BB: 0 P: 13	1B: 6 2B: 1 3B: 0 HR: 0	SF: 0 SAC: 0 DP: 2 HBP: 1	WP: 0 PB: 0 SB: 1 CS: 0	PA: 35
<b>PITCHER</b>	IP	WLS	BF	H	R	ER	SO	BB	IBB	HBP	BLK	WP	HR	S	P	ERA	WHIP					
<b>3B Carlos Zambrano, R</b> (1, 1) ERA: 2.64	7.1	W	30	6	0	0	7	3	0	1	0	0	0	70	117	0.00	1.227					
<b>Kent Mercker, L</b> (8, 1) ERA: 2.15	0.2	H	2	0	0	0	1	0	0	0	0	0	0	5	6	0.00	0.000					
<b>Mike Remlinger, L</b> (9, 1) ERA: 3.27	1.0	S	3	0	0	0	1	0	0	0	0	0	0	8	13	0.00	0.000					

Chicago Cubs @ Pittsburgh Pirates  
PNC Park, Pittsburgh, PA  
Wed Sep 22 2004, 7:05 PM EDT  
Att: 22,257 - Sunny - 72 F

AB 31  
R 0  
H 6  
RBI 0  
BB 3  
SO 9  
LOB 21





Batter	1	2	3	4	5	6	7	8	9	AB	R	H	RBI	BB	SO	LOB	TOP										
Tom Goodwin, L (1, 8) OBP: 0.264, SLG: 0.287 Corey Patterson, L (8, 8) OBP: 0.329, SLG: 0.465	L9	G3-6-3							K	3	0	0	0	1	1	1											
25 Derek Lee, R (1, 3) OBP: 0.355, SLG: 0.525	F9	K						L4		4	0	0	0	1	1	1											
16 Aramis Ramirez, R (1, 5) OBP: 0.370, SLG: 0.585	FC6-4 1B				F8			FC6-4 BB	G4-3	4	0	1	0	1	0	3											
Moises Alou, R (1, 7) OBP: 0.355, SLG: 0.557	FC6-4				P4			F7		4	1	1	0	0	0	2											
Sammy Sosa, R (1, 9) OBP: 0.332, SLG: 0.520					P4			FC6-4		3	1	1	1	1	0	1											
Nomar Garciaparra, R (1, 6) OBP: 0.350, SLG: 0.488 Nefeli Perez, S (9, PH) OBP: 0.290, SLG: 0.334					G5-3			F8		4	1	1	0	0	0	1											
Mark Grudzielanek, R (1, 4) OBP: 0.342, SLG: 0.422					F9			FC5-4		4	1	2	2	0	0	1											
Paul Bako, L (1, 2) OBP: 0.282, SLG: 0.289					K			G1-3		3	1	1	1	1	1	0											
Greg Maddux, R (1, 1) Jose Morales, S (7, PH) Kyle Farnsworth, R (7, 1) 46 Ryan Dempster, R (8, 1) Kent Mercker, L (8, 1) Todd Walker, L (9, PH) LaTroy Hawkins, R (9, 1)					G4-3			G1		2	0	1	2	0	0	0											
<b>Inning Stats</b>	R: 0 E: 0 K: 0 S: 9	H: 1 LOB: 1 BB: 0 P: 12	R: 4 E: 0 K: 1 S: 18	H: 4 LOB: 0 BB: 1 P: 28	R: 0 E: 0 K: 0 S: 8	H: 0 LOB: 0 BB: 0 P: 13	R: 0 E: 0 K: 1 S: 8	H: 0 LOB: 0 BB: 0 P: 9	R: 0 E: 0 K: 0 S: 10	H: 0 LOB: 0 BB: 1 P: 15	R: 1 E: 0 K: 0 S: 7	H: 2 LOB: 1 BB: 0 P: 9	R: 0 E: 0 K: 1 S: 8	H: 0 LOB: 0 BB: 0 P: 12	R: 0 E: 0 K: 0 S: 7	H: 0 LOB: 1 BB: 1 P: 12	R: 1 E: 1 K: 1 S: 12	H: 1 LOB: 3 BB: 2 P: 23	1B: 4 2B: 4 3B: 0 HR: 0	SF: 0 SAC: 0 DP: 2 HBP: 0	WP: 0 PB: 0 SB: 0 CS: 0	PA: 39					
<b>PITCHER</b>	IP	WLS	BF	H	R	ER	SO	BB	IBB	HBP	BLK	WP	HR	S	P	ERA	WHIP										
Nelson Figueroa, R (1, 1) ERA: 5.47	2.0	L	11	5	4	4	1	1	0	0	0	0	0	27	40	18.00	3.000										
45 Ian Snell, R (3, 1) ERA: 2.57	5.0		17	2	1	1	2	1	0	0	0	0	0	41	58	1.80	0.600										
Brian Meadows, R (8, 1) ERA: 3.48	1.0		7	1	1	0	0	2	0	0	0	0	0	12	23	0.00	3.000										
Frank Brooks, L (9, 1) ERA: 3.97	0.2		2	0	0	0	1	0	0	0	0	0	0	4	5	0.00	0.000										
Mark Corey, R (9, 1) ERA: 4.7	0.1		2	0	0	0	0	1	0	0	0	0	0	3	7	0.00	3.000										

Chicago Cubs @ Pittsburgh Pirates  
PNC Park, Pittsburgh, PA  
Thu Sep 23 2004, 12:35 PM EDT  
Att: 13,298 - Sunny - 75 F

AB 34  
R 6  
H 8  
RBI 6  
BB 5  
SO 4  
LOB 14



Batter	1	2	3	4	5	6	7	8	9	AB	R	H	RBI	BB	SO	LOB	BOTTOM										
18 Jason Kendall, R (1, 2) OBP: 0.399, SLG: 0.382	G6-3 1B	F9							G1-3	4	0	1	0	0	0	2											
2 Jack Wilson, R (1, 6) OBP: 0.331, SLG: 0.456	G6-3								G5-3	4	1	1	0	0	1	1											
Jason Bay, R (1, 7) OBP: 0.366, SLG: 0.566	K								G3-1	4	0	1	0	0	1	1											
Daryle Ward, L (1, 3) OBP: 0.302, SLG: 0.480	G4-3								G1-6-3	3	0	0	0	1	0	3											
Ty Wigginton, R (1, 5) OBP: 0.326, SLG: 0.432									G6-3	4	0	2	1	0	2	0											
Rob Mackowiak, L (1, 8) OBP: 0.321, SLG: 0.414 Jose Castillo, R (8, PH) OBP: 0.299, SLG: 0.361 Tony Alvarez, R (9, 8) OBP: 0.308, SLG: 0.382									K	3	1	1	0	0	1	1											
Craig Wilson, R (1, 9) OBP: 0.352, SLG: 0.497									F9	1	0	0	0	0	0	2											
Abraham Nunez, S (1, 4) OBP: 0.280, SLG: 0.320									G6-3	4	1	1	2	0	2	0											
Nelson Figueroa, R (1, 1) 12 Freddy Sanchez, R (2, PH) 45 Ian Snell, R (3, 1) 11 Humberto Cota, R (7, PH) Brian Burrows, R (8, 1) Frank Brooks, L (9, 1) Mark Corey, R (9, 1) Mike Redman, L (9, PH)									G3-1	0	0	0	0	0	0	0											
<b>Inning Stats</b>	R: 0 E: 0 K: 1 S: 11	H: 1 LOB: 1 BB: 0 P: 15	R: 2 E: 0 K: 1 S: 11	H: 3 LOB: 1 BB: 0 P: 17	R: 0 E: 0 K: 1 S: 7	H: 0 LOB: 0 BB: 0 P: 10	R: 0 E: 0 K: 1 S: 6	H: 0 LOB: 0 BB: 0 P: 9	R: 0 E: 0 K: 1 S: 6	H: 0 LOB: 0 BB: 0 P: 10	R: 1 E: 0 K: 1 S: 11	H: 3 LOB: 1 BB: 0 P: 13	R: 0 E: 0 K: 1 S: 11	H: 1 LOB: 1 BB: 0 P: 15	R: 0 E: 0 K: 0 S: 16	H: 1 LOB: 2 BB: 1 P: 25	R: 0 E: 0 K: 1 S: 13	H: 0 LOB: 0 BB: 0 P: 18	1B: 7 2B: 1 3B: 0 HR: 1	SF: 0 SAC: 0 DP: 1 HBP: 0	WP: 0 PB: 0 SB: 0 CS: 0	PA: 36					
<b>PITCHER</b>	IP	WLS	BF	H	R	ER	SO	BB	IBB	HBP	BLK	WP	HR	S	P	ERA	WHIP										
Greg Maddux, R (1, 1) ERA: 3.7	6.0	W	24	7	3	3	6	0	0	0	0	0	0	11	15	4.50	1.167										
Kyle Farnsworth, R (7, 1) ERA: 4.87	1.0	H	4	1	0	0	1	0	0	0	0	0	0	11	15	0.00	1.000										
46 Ryan Dempster, R (8, 1) ERA: 3.18	0.2	H	4	1	0	0	0	1	0	0	0	0	0	13	22	0.00	3.000										
Kent Mercker, L (8, 1) ERA: 2.13	0.1	H	1	0	0	0	0	0	0	0	0	0	0	3	3	0.00	0.000										
LaTroy Hawkins, R (9, 1) ERA: 2.53	1.0	S	3	0	0	0	1	0	0	0	0	0	0	13	18	0.00	0.000										

Chicago Cubs @ Pittsburgh Pirates  
PNC Park, Pittsburgh, PA  
Thu Sep 23 2004, 12:35 PM EDT  
Att: 13,298 - Sunny - 75 F

AB 35  
R 3  
H 9  
RBI 3  
BB 1  
SO 8  
LOB 11









Batter	1	2	3	4	5	6	7	8	9	AB	R	H	RBI	BB	SO	LOB	TOP			
6 Ryan Freel, R OBP: 0.375, SLG: 0.369										4	1	1	1	1	0	1				
Juan Castro, R OBP: 0.281, SLG: 0.375										5	0	1	0	0	0	4				
Sean Casey, L OBP: 0.389, SLG: 0.556										5	2	2	0	0	0	1				
Austin Kearns, R OBP: 0.330, SLG: 0.400										4	2	1	1	1	2	1				
Joe Valentine, R										0	0	0	0	0	0	0				
D'Angelo Jimenez, S OBP: 0.364, SLG: 0.390										4	1	3	0	1	0	1				
Jason LaRue, R OBP: 0.337, SLG: 0.442										5	1	2	4	0	1	3				
Felipe Lopez, S OBP: 0.336, SLG: 0.450										3	0	0	0	1	0	4				
Darren Bragg, L OBP: 0.272, SLG: 0.306										4	0	1	1	1	1	2				
Paul Wilson, R OBP: 0.133, SLG: 0.138										4	0	0	0	0	1	6				
Ryan Wagner, R										0	0	0	0	0	0	0				
Adam Dunn, L OBP: 0.391, SLG: 0.559										0	0	0	0	0	0	0				
<b>Inning Stats</b>	R: 5 E: 1 K: 1 S: 26	H: 5 LOB: 3 BB: 2 P: 43	R: 0 E: 0 K: 1 S: 10	H: 1 LOB: 1 BB: 0 P: 14	R: 0 E: 0 K: 1 S: 7	H: 0 LOB: 1 BB: 0 P: 13	R: 0 E: 0 K: 1 S: 6	H: 0 LOB: 0 BB: 0 P: 8	R: 0 E: 0 K: 0 S: 12	H: 1 LOB: 2 BB: 1 P: 22	R: 2 E: 0 K: 0 S: 16	H: 2 LOB: 2 BB: 2 P: 31	R: 0 E: 0 K: 0 S: 6	H: 0 LOB: 0 BB: 0 P: 6	R: 0 E: 0 K: 1 S: 7	H: 1 LOB: 1 BB: 0 P: 9	1B: 10 2B: 1 3B: 0 HR: 0	SF: 0 SAC: 0 DP: 1 HBP: 1	WP: 2 PB: 0 SB: 1 CS: 0	PA: 44
<b>PITCHER</b>	IP WLS BF H R ER SO BB IBB HBP BLK WP HR S P ERA WHIP	IP WLS BF H R ER SO BB IBB HBP BLK WP HR S P ERA WHIP																		
Dave Williams, L ERA: 3.89	(1, 1) 5.0 L 27 7 5 3 4 2 1 1 0 0 0 0 61 100 5.40 1.800																			
Nelson Figueroa, R ERA: 5.72	(6, 1) 2.0 10 2 2 2 0 1 1 0 0 2 0 22 37 9.00 1.500																			
Mark Corey, R ERA: 4.81	(8, 1) 1.0 3 1 0 0 1 0 0 0 0 0 0 7 8 0.00 1.000																			
Jose Mesa, R ERA: 3.26	(9, 1) 1.0 4 1 0 0 0 0 0 0 0 0 0 7 9 0.00 1.000																			

Cincinnati Reds @ Pittsburgh Pirates  
PNC Park, Pittsburgh, PA  
Sat Sep 25 2004, 7:05 PM EDT  
Att: 26,500 - Sunny - 71 F

AB 38  
R 7  
H 11  
RBI 7  
BB 5  
SO 5  
LOB 23



Batter	1	2	3	4	5	6	7	8	9	AB	R	H	RBI	BB	SO	LOB	BOTTOM					
18 Jason Kendall, R OBP: 0.401, SLG: 0.388										3	0	1	0	0	0	0						
11 Humberto Cota, R OBP: 0.288, SLG: 0.532										2	0	0	0	0	1	1						
2 Jack Wilson, R OBP: 0.336, SLG: 0.462										5	1	4	0	0	0	1						
Jason Bay, R OBP: 0.369, SLG: 0.573										4	1	2	0	1	0	1						
Rob Mackowiak, L OBP: 0.321, SLG: 0.422										4	0	0	0	1	1	5						
Craig Wilson, R OBP: 0.351, SLG: 0.492										4	1	1	1	0	2	3						
Darby Ward, L OBP: 0.304, SLG: 0.481										4	1	2	1	0	0	3						
Ty Wigginton, R OBP: 0.326, SLG: 0.429										3	0	0	1	1	0	1						
12 Freddy Sanchez, R OBP: 0.250, SLG: 0.250										4	0	1	0	0	1	1						
Dave Williams, L OBP: 0.125, SLG: 0.125										1	0	0	0	0	0	0						
Abraham Nunez, S OBP: 0.278, SLG: 0.318										1	0	0	0	0	0	0						
Nelson Figueroa, R OBP: 0.278, SLG: 0.318										0	0	0	0	0	0	0						
Bobby Hill, S OBP: 0.242, SLG: 0.342										0	0	0	0	0	0	0						
Mark Corey, R										0	0	0	0	0	0	0						
Jose Mesa, R										0	0	0	0	0	0	0						
Tike Redman, L OBP: 0.201, SLG: 0.363										1	0	0	0	0	0	0						
<b>Inning Stats</b>	R: 0 E: 0 K: 1 S: 17	H: 2 LOB: 3 BB: 1 P: 30	R: 0 E: 0 K: 1 S: 8	H: 0 LOB: 0 BB: 0 P: 9	R: 0 E: 0 K: 0 S: 11	H: 1 LOB: 1 BB: 0 P: 19	R: 0 E: 0 K: 0 S: 11	H: 0 LOB: 0 BB: 0 P: 13	R: 0 E: 0 K: 1 S: 9	H: 1 LOB: 1 BB: 0 P: 15	R: 0 E: 0 K: 0 S: 7	H: 0 LOB: 0 BB: 0 P: 11	R: 0 E: 0 K: 0 S: 11	H: 2 LOB: 1 BB: 1 P: 19	R: 3 E: 0 K: 0 S: 12	H: 4 LOB: 1 BB: 0 P: 22	R: 0 E: 0 K: 2 S: 12	H: 1 LOB: 2 BB: 1 P: 25	1B: 10 2B: 1 3B: 0 HR: 0	SF: 0 SAC: 0 DP: 1 HBP: 0	WP: 0 PB: 0 SB: 0 CS: 0	PA: 40
<b>PITCHER</b>	IP WLS BF H R ER SO BB IBB HBP BLK WP HR S P ERA WHIP	IP WLS BF H R ER SO BB IBB HBP BLK WP HR S P ERA WHIP																				
Paul Wilson, R ERA: 4.53	(1, 1) 7.0 W 28 6 1 1 4 2 0 0 0 0 0 0 74 116 1.29 1.143																					
Ryan Wagner, R ERA: 4.7	(8, 1) 0.1 5 4 3 3 0 0 0 0 0 0 0 10 18 81.00 12.000																					
Joe Valentine, R ERA: 5.81	(8, 1) 1.2 S 7 1 0 0 2 1 0 0 0 0 0 0 14 29 0.00 1.200																					

Cincinnati Reds @ Pittsburgh Pirates  
PNC Park, Pittsburgh, PA  
Sat Sep 25 2004, 7:05 PM EDT  
Att: 26,500 - Sunny - 71 F

AB 37  
R 4  
H 11  
RBI 3  
BB 3  
SO 6  
LOB 18





Batter	1	2	3	4	5	6	7	8	9	AB	R	H	RBI	BB	SO	LOB	TOP											
6 Ryan Freel, R OBP: 0.376, SLG: 0.369	L8			F9-5 1B		L8-4		1B HBP		3	0	1	0	0	0	3	Cincinnati Reds @ Pittsburgh Pirates PNC Park, Pittsburgh, PA Sun Sep 26 2004, 1:35 PM EDT Att: 23,841 - Unknown - 66 F											
Felipe Lopez, S OBP: 0.336, SLG: 0.451	K			F9-5 1-3		WP 1B		1B		4	0	2	1	0	1	1												
Sean Casey, L OBP: 0.388, SLG: 0.552	F7			G1-3		BB		F7		3	0	0	0	1	0	2												
Adam Dunn, L OBP: 0.391, SLG: 0.559		F7			G3-6-3 1B			1B 1B		4	1	2	0	0	1	3												
D'Angelo Jimenez, S OBP: 0.363, SLG: 0.389		G1-3			G3-6-3 1-2		F9	G3-6-1 1B		4	0	1	0	0	0	1												
Austin Kearns, R OBP: 0.329, SLG: 0.397		F7			P6		G6-3	G3-6-1 1B		4	0	1	1	0	0	0												
Javier Valentin, S OBP: 0.290, SLG: 0.385			K			BB 1B		G3-6-1 1B		4	1	2	0	0	1	2												
Anderson Machado, S OBP: 0.396, SLG: 0.476				CS 1B		L8-4 BB 1B		G6-4-3 BB		3	0	2	0	1	1	1												
Jose Acevedo, R OBP: 0.106, SLG: 0.047				G5-3		WP 1B		G6-4-3		1	0	0	0	0	0	1												
Barry Larkin, R OBP: 0.382, SLG: 0.414						1-2 2-3 BB				0	0	0	0	0	0	0												
Phil Norton, R OBP: 0.393, SLG: 0.360										0	0	0	0	0	0	0												
Jacob Cruz, R OBP: 0.176, SLG: 0.125										0	0	0	0	0	0	0												
Todd Van Poppel, R OBP: 0.176, SLG: 0.125										0	0	0	0	0	0	0												
<b>Inning Stats</b>	R: 0 E: 0 K: 1 S: 9	H: 0 LOB: 0 BB: 0 P: 13	R: 0 E: 0 K: 0 S: 6	H: 0 LOB: 0 BB: 0 P: 9	R: 0 E: 0 K: 1 S: 8	H: 1 LOB: 0 BB: 0 P: 9	R: 0 E: 0 K: 0 S: 4	H: 1 LOB: 0 BB: 0 P: 9	R: 0 E: 0 K: 0 S: 6	H: 1 LOB: 0 BB: 0 P: 9	R: 1 E: 0 K: 1 S: 13	H: 3 LOB: 3 BB: 2 P: 24	R: 0 E: 0 K: 0 S: 7	H: 1 LOB: 1 BB: 0 P: 12	R: 0 E: 0 K: 0 S: 8	H: 1 LOB: 2 BB: 1 P: 14	R: 1 E: 0 K: 1 S: 9	H: 3 LOB: 1 BB: 0 P: 14	1B: 11 2B: 2 3B: 0 HR: 0	SF: 0 SAC: 0 DP: 5 HBP: 1	WP: 1 PB: 0 SB: 1 CS: 1	PA: 35						
<b>PITCHER</b>	IP	WLS	BF	H	R	ER	SO	BB	IBB	HBP	BLK	WP	HR	S	P	ERA	WHIP											
Josh Fogg, R ERA: 4.75	(1, 1)	5.2	W	20	6	1	1	2	1	0	0	0	0	0	40	62	1.59	1.235										
Michael Gonzalez, L ERA: 1.35	(6, 1)	1.1	H	5	1	0	0	1	1	0	0	0	1	0	13	23	0.00	1.500										
16 Salomon Torres, R ERA: 2.68	(8, 1)	1.0	H	5	1	0	0	0	1	0	0	0	0	0	8	14	0.00	2.000										
Jose Mesa, R ERA: 3.34	(9, 1)	1.0	S	5	3	1	1	1	0	0	0	0	0	0	9	14	9.00	3.000										

Batter	1	2	3	4	5	6	7	8	9	AB	R	H	RBI	BB	SO	LOB	BOTTOM											
18 Jason Kendall, R OBP: 0.404, SLG: 0.394	G1-6-3 1B			1B		F7		FC6-4 1B		4	1	3	0	1	0	0	Cincinnati Reds @ Pittsburgh Pirates PNC Park, Pittsburgh, PA Sun Sep 26 2004, 1:35 PM EDT Att: 23,841 - Unknown - 66 F											
2 Jack Wilson, R OBP: 0.337, SLG: 0.463	G1-6-3			K				FC6-4 1B		5	1	2	0	0	1	4												
Jason Bay, R OBP: 0.370, SLG: 0.571	S 1B							P3-1		5	1	2	1	0	1	5												
Rob Mackowiak, L OBP: 0.324, SLG: 0.428	1B BB			CS 1B				1B 3B		3	0	2	1	1	1	2												
Craig Wilson, R OBP: 0.352, SLG: 0.493	K			1B 2B		F7		1B IBB		3	1	1	0	1	1	2												
Tike Redman, L OBP: 0.304, SLG: 0.366						P5		1B		4	0	3	2	0	0	0												
Ty Wigington, R OBP: 0.324, SLG: 0.426						F9				3	0	0	0	0	0	3												
Michael Gonzalez, R OBP: 1.000, SLG: 2.000	F8			L5				K		0	0	0	0	0	0	0												
12 Freddy Sanchez, R OBP: 0.231, SLG: 0.231										1	0	0	0	0	1	2												
16 Salomon Torres, R OBP: 0.500, SLG: 1.000										0	0	0	0	0	0	0												
Jose Mesa, R OBP: 0.176, SLG: 0.125										0	0	0	0	0	0	0												
Jose Castillo, R OBP: 0.293, SLG: 0.353		L9		F8		F8		K		4	0	0	0	0	1	1												
Josh Fogg, R OBP: 0.080, SLG: 0.100										2	0	0	0	0	1	0												
Bobby Hill, S OBP: 0.350, SLG: 0.343		G1-3				K		G1-3		2	0	1	0	0	0	0												
<b>Inning Stats</b>	R: 2 E: 0 K: 1 S: 13	H: 3 LOB: 2 BB: 1 P: 21	R: 0 E: 0 K: 0 S: 9	H: 1 LOB: 2 BB: 1 P: 17	R: 1 E: 0 K: 0 S: 12	H: 3 LOB: 1 BB: 0 P: 20	R: 0 E: 0 K: 3 S: 17	H: 2 LOB: 2 BB: 0 P: 24	R: 0 E: 0 K: 0 S: 6	H: 0 LOB: 0 BB: 0 P: 8	R: 0 E: 0 K: 0 S: 7	H: 0 LOB: 0 BB: 0 P: 10	R: 1 E: 0 K: 2 S: 13	H: 3 LOB: 2 BB: 1 P: 20	R: 0 E: 0 K: 1 S: 16	H: 2 LOB: 2 BB: 0 P: 20	1B: 9 2B: 4 3B: 1 HR: 0	SF: 0 SAC: 0 DP: 0 HBP: 0	WP: 0 PB: 0 SB: 1 CS: 1	PA: 39								
<b>PITCHER</b>	IP	WLS	BF	H	R	ER	SO	BB	IBB	HBP	BLK	WP	HR	S	P	ERA	WHIP											
Jose Acevedo, R ERA: 6.13	(1, 1)	5.0	L	25	9	3	3	4	2	0	0	0	0	0	57	90	5.40	2.200										
Juan Padilla, R ERA: 8.02	(6, 1)	1.1		5	1	1	1	1	0	0	0	0	0	0	12	15	6.75	0.750										
Phil Norton, L ERA: 5.1	(7, 1)	0.2		4	2	0	0	1	0	1	0	0	0	0	8	15	0.00	3.000										
Todd Van Poppel, R ERA: 6.17	(8, 1)	1.0		5	2	0	0	1	0	0	0	0	0	0	16	20	0.00	2.000										









Batter	1	2	3	4	5	6	7	8	9	AB	R	H	RBI	BB	SO	LOB	TOP					
18 Jason Kendall, R OBP: 0.401, SLG: 0.390	G4-3	F9							F8	5	0	2	0	0	0	1						
2 Jack Wilson, R OBP: 0.335, SLG: 0.460	1B		G5-3			SF8	G3			3	0	1	1	0	0	1						
Jason Bay, R OBP: 0.364, SLG: 0.559	K		F7			G6-3			K	4	0	0	0	0	2	2						
Daryle Ward, L OBP: 0.307, SLG: 0.481	F9		G6-3						1B	4	0	2	0	0	0	1						
Rob Mackowiak, L OBP: 0.323, SLG: 0.425		HR			P6	G6-4-3			K	4	1	1	0	0	1	2						
Tike Redman, L OBP: 0.308, SLG: 0.371	HR		G4-3						G6-3	4	1	2	0	0	0	1						
Ty Wigginton, R OBP: 0.325, SLG: 0.438										3	1	1	3	0	1	1	AB 34					
Mark Corey, R										0	0	0	0	0	0	0	R 4					
Frank Brooks, L										0	0	0	0	0	0	0	H 10					
Abraham Nunez, S OBP: 0.277, SLG: 0.316		HR								1	0	0	0	0	0	0	RBI 4					
Jose Castillo, R OBP: 0.293, SLG: 0.351		G6-3								4	1	1	0	0	0	0	BB 1					
45 Ian Snell, R										1	0	0	0	0	1	0	SO 5					
34 John Grabow, L										0	0	0	0	0	0	0	LOB 9					
Brian Meadows, R										0	0	0	0	0	0	0						
Bobby Hill, S OBP: 0.354, SLG: 0.342										1	0	0	0	1	0	0						
<b>Inning Stats</b>	R: 0 E: 0 K: 1 S: 11	H: 1 LOB: 1 BB: 0 P: 16	R: 3 E: 0 K: 1 S: 16	H: 3 LOB: 0 BB: 0 P: 26	R: 0 E: 0 K: 0 S: 7	H: 0 LOB: 0 BB: 0 P: 9	R: 0 E: 0 K: 1 S: 7	H: 0 LOB: 0 BB: 0 P: 14	R: 1 E: 0 K: 0 S: 9	H: 2 LOB: 1 BB: 0 P: 16	R: 0 E: 0 K: 0 S: 11	H: 2 LOB: 1 BB: 0 P: 16	R: 0 E: 0 K: 2 S: 14	H: 1 LOB: 1 BB: 0 P: 12	R: 0 E: 0 K: 2 S: 14	H: 1 LOB: 1 BB: 0 P: 20	R: 0 E: 0 K: 0 S: 11	H: 0 LOB: 1 BB: 1 P: 15	1B: 9 2B: 0 3B: 0 HR: 1	SF: 1 SAC: 1 DP: 1 HBP: 0	WP: 0 PB: 0 SB: 0 CS: 0	PA: 37
<b>PITCHER</b>	IP	WLS	BF	H	R	ER	SO	BB	IBB	HBP	BLK	WP	HR	S	P	ERA	WHIP					
Vicente Padilla, R ERA: 4.53	5.0	W	21	6	4	4	3	0	0	0	0	0	1	50	81	7.20	1.200					
Rheal Cormier, L ERA: 3.53	1.0	H	4	2	0	0	0	0	0	0	0	0	0	11	32	0.00	2.000					
63 Ryan Madson, R ERA: 2.43	2.0		8	2	0	0	2	0	0	0	0	0	0	22	36	0.00	1.000					
Tim Worrell, R ERA: 3.62	1.0		4	0	0	0	0	1	0	0	0	0	0	11	15	0.00	1.000					

Pittsburgh Pirates @ Philadelphia Phillies  
Citizens Bank Park, Philadelphia, PA  
Wed Sep 29 2004, 5:05 PM EDT  
Unknown - 69 F

AB 34  
R 4  
H 10  
RBI 4  
BB 1  
SO 5  
LOB 9



Batter	1	2	3	4	5	6	7	8	9	AB	R	H	RBI	BB	SO	LOB	BOTTOM				
11 Jimmy Rollins, S OBP: 0.345, SLG: 0.440	G1		G4-3						F8	5	1	2	2	0	0	3					
Placido Polanco, R OBP: 0.340, SLG: 0.431	G5-3									4	0	1	1	1	1	0					
Bobby Abreu, L OBP: 0.423, SLG: 0.532										2	0	2	0	3	0	0					
David Bell, R OBP: 0.368, SLG: 0.467	G3-1									5	0	0	0	0	2	9					
26 Chase Utley, L OBP: 0.303, SLG: 0.469										3	1	0	1	1	1	4					
Jason Michaels, R OBP: 0.359, SLG: 0.397										4	1	2	0	0	0	0					
63 Ryan Madson, L										0	0	0	0	0	0	0					
Tim Worrell, R										0	0	0	0	0	0	0					
Pat Burrell, R OBP: 0.362, SLG: 0.456										4	1	2	1	0	2	0					
Todd Pratt, R OBP: 0.340, SLG: 0.331										3	2	2	3	1	1	0					
Vicente Padilla, R OBP: 0.162, SLG: 0.114										1	1	0	0	1	1	2					
Rheal Cormier, L										0	0	0	0	0	0	0					
Doug Glanville, R OBP: 0.255, SLG: 0.277										2	1	2	0	0	0	0					
<b>Inning Stats</b>	R: 0 E: 0 K: 0 S: 9	H: 1 LOB: 1 BB: 0 P: 12	R: 5 E: 0 K: 1 S: 16	H: 5 LOB: 3 BB: 3 P: 30	R: 0 E: 0 K: 1 S: 12	H: 2 LOB: 0 BB: 0 P: 17	R: 0 E: 0 K: 1 S: 8	H: 1 LOB: 0 BB: 0 P: 14	R: 0 E: 0 K: 2 S: 9	H: 1 LOB: 0 BB: 0 P: 10	R: 3 E: 0 K: 1 S: 20	H: 3 LOB: 2 BB: 3 P: 36	R: 0 E: 0 K: 2 S: 11	H: 1 LOB: 1 BB: 0 P: 17	R: 0 E: 0 K: 0 S: 9	H: 0 LOB: 1 BB: 1 P: 16	1B: 10 2B: 2 3B: 1 HR: 1	SF: 1 SAC: 0 DP: 2 HBP: 0	WP: 0 PB: 0 SB: 0 CS: 0	PA: 41	
<b>PITCHER</b>	IP	WLS	BF	H	R	ER	SO	BB	IBB	HBP	BLK	WP	HR	S	P	ERA	WHIP				
45 Ian Snell, R ERA: 7.5	5.0	L	29	11	8	8	5	5	0	0	0	0	1	59	96	14.40	3.200				
34 John Grabow, L ERA: 5.31	0.0		1	0	0	0	1	0	0	0	0	0	0	5	9						
Brian Meadows, R ERA: 3.51	1.0		3	1	0	0	1	0	0	0	0	0	0	10	14	0.00	1.000				
Mark Corey, R ERA: 4.67	1.0		4	1	0	0	2	0	0	0	0	0	0	11	17	0.00	1.000				
Frank Brooks, L ERA: 4.41	1.0		4	0	0	0	0	1	0	0	1	0	0	9	16	0.00	1.000				

Pittsburgh Pirates @ Philadelphia Phillies  
Citizens Bank Park, Philadelphia, PA  
Wed Sep 29 2004, 5:05 PM EDT  
Unknown - 69 F

AB 33  
R 8  
H 13  
RBI 8  
BB 7  
SO 8  
LOB 18





Batter	1	2	3	4	5	6	7	8	9	AB	R	H	RBI	BB	SO	LOB	TOP					
<b>Tike Redman, L</b> (1, 8) OBP: 0.310, SLG: 0.371	4-1 1B 2S BB		2-1 HR 1B		2-0 P5		3-2 K			3	1	1	0	1	1	2						
<b>Jack Wilson, R</b> (1, 6) OBP: 0.336, SLG: 0.460	1-3 K		4-2 HR BB		1-1 G6-3			0-2 1B		3	1	1	0	1	1	2						
<b>Jason Bay, R</b> (1, 7) OBP: 0.366, SLG: 0.566	1-2 G3-6-3 1B		3-2 HR		0-0 L5			2-3 K		4	1	2	3	0	1	1						
<b>Rob Mackowiak, L</b> (1, 9) OBP: 0.322, SLG: 0.424	1-0 G3-6-3		1-2 HR		2-2 1B			2-3 K		4	0	1	0	0	1	3						
<b>Ty Wigginton, R</b> (1, 5) OBP: 0.325, SLG: 0.436		1-2 F8		1-1 G5-3		0-0 1B		3-2 K		4	0	1	0	0	1	1						
<b>Craig Wilson, R</b> (1, 3) OBP: 0.353, SLG: 0.492		1-3 K		0-0 F9		0-0 G5-4-3			1-1 FC6-4 1B	4	0	1	0	0	1	2						
<b>Humberto Cota, R</b> (1, 2) OBP: 0.271, SLG: 0.500		1-2 G5-3		2-2 L5			0-1 G5-3		1-1 FC6-4 PB	4	0	0	0	0	0	1						
<b>Abraham Nunez, S</b> (1, 4) OBP: 0.277, SLG: 0.322			0-1 F8		1-0 SH5-4 2B		0-2 G5-3		3-3 K	3	0	1	0	0	0	0						
<b>Tony Alvarez, R</b> (9, PH) OBP: 0.293, SLG: 0.361			2-3 K		0-0 SH5-4		4-1 BB		1-2 K	1	0	0	0	0	1	1						
<b>Ryan Vogelsong, R</b> (1, 1) OBP: 0.266, SLG: 0.299					2-3 K				1-3 K	1	0	0	0	0	1	0						
<b>Michael Gonzalez, L</b> (6, 1) OBP: 0.326, SLG: 0.434										0	0	0	0	0	0	0						
<b>Bobby Hill, S</b> (7, PH) OBP: 0.326, SLG: 0.434										0	0	0	0	0	0	0						
<b>16 Salomon Torres, R</b> (7, 1) OBP: 0.326, SLG: 0.434										0	0	0	0	0	0	0						
<b>Brian Meadows, R</b> (7, 1) OBP: 0.326, SLG: 0.434										0	0	0	0	0	0	0						
<b>34 John Grabow, L</b> (8, 1) OBP: 0.326, SLG: 0.434										0	0	0	0	0	0	0						
<b>Jose Castillo, R</b> (9, PH) OBP: 0.326, SLG: 0.434										1	0	0	0	0	1	1						
<b>Inning Stats</b>	R: 0 E: 0 K: 1 S: 8	H: 1 LOB: 1 BB: 1 P: 15	R: 0 E: 0 K: 1 S: 9	H: 0 LOB: 0 BB: 0 P: 12	R: 3 E: 0 K: 1 S: 17	H: 2 LOB: 0 BB: 1 P: 29	R: 0 E: 0 K: 0 S: 7	H: 0 LOB: 0 BB: 0 P: 10	R: 0 E: 0 K: 0 S: 5	H: 1 LOB: 1 BB: 0 P: 9	R: 0 E: 0 K: 0 S: 6	H: 2 LOB: 1 BB: 0 P: 8	R: 0 E: 0 K: 3 S: 11	H: 0 LOB: 1 BB: 1 P: 17	R: 0 E: 0 K: 3 S: 13	H: 1 LOB: 1 BB: 0 P: 20	R: 0 E: 0 K: 2 S: 16	H: 1 LOB: 1 BB: 0 P: 22	1B: 6 2B: 1 3B: 0 HR: 1	SF: 0 SAC: 1 DP: 2 HBP: 0	WP: 0 PB: 1 SB: 2 CS: 0	PA: 36
<b>PITCHER</b>	IP	WLS	BF	H	R	ER	SO	BB	IBB	HBP	BLK	WP	HR	S	P	ERA	WHIP					
<b>39 Brett Myers, R</b> (1, 1) ERA: 5.53	7.0	W	28	6	3	3	4	3	0	0	0	0	1	63	100	3.86	1.286					
<b>Felix Rodriguez, R</b> (8, 1) ERA: 3.29	1.0		4	1	0	0	3	0	0	0	0	0	0	13	20	0.00	1.000					
<b>Billy Wagner, L</b> (9, 1) ERA: 2.58	1.0		4	1	0	0	2	0	0	0	0	0	0	16	22	0.00	1.000					

Pittsburgh Pirates @ Philadelphia Phillies  
Citizens Bank Park, Philadelphia, PA  
Wed Sep 29 2004, 5:10 PM EDT  
Att: 33,127 - Cloudy - 63 F

AB 32  
R 3  
H 8  
RBI 3  
BB 3  
SO 9  
LOB 14



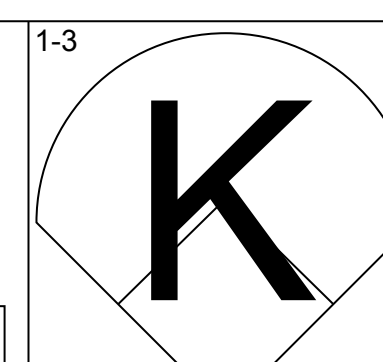
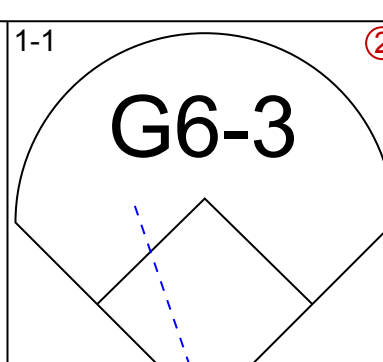
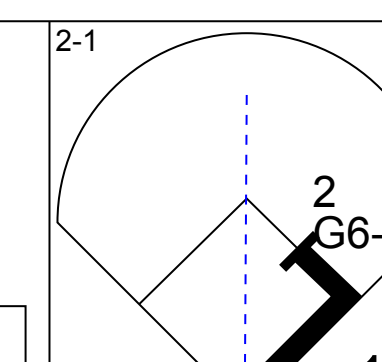
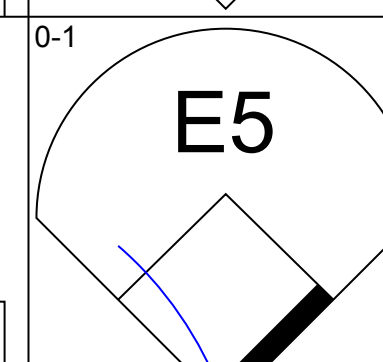
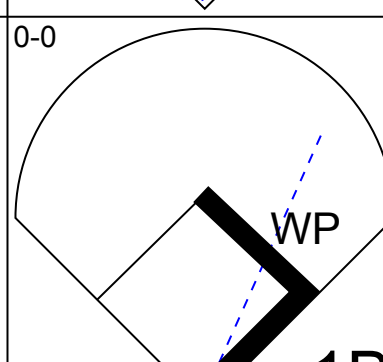
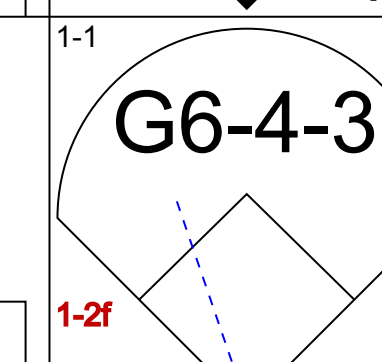
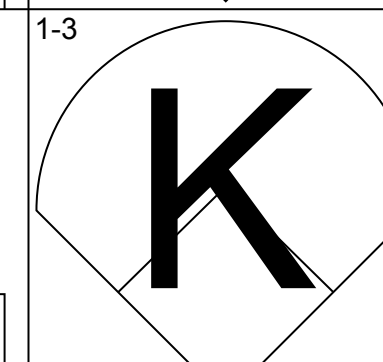
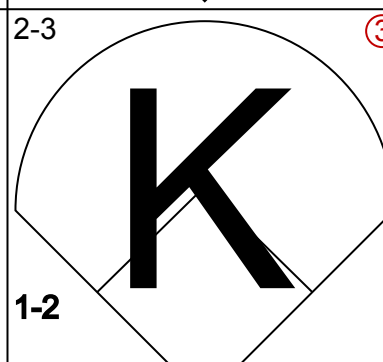
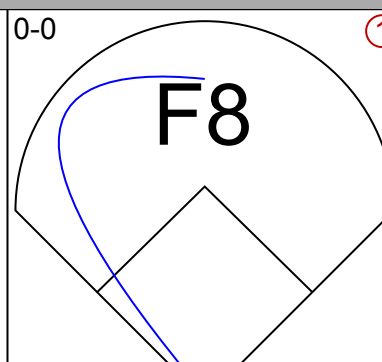
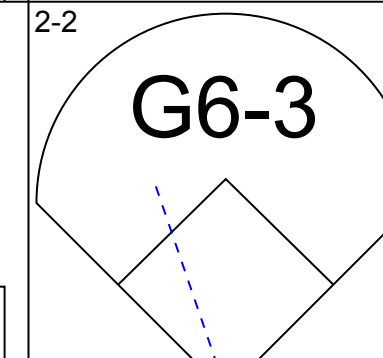

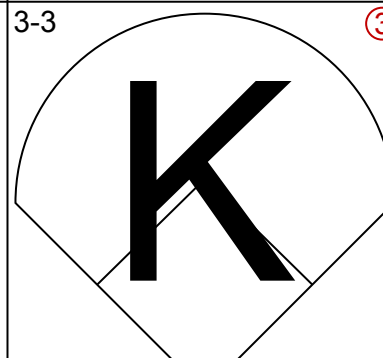
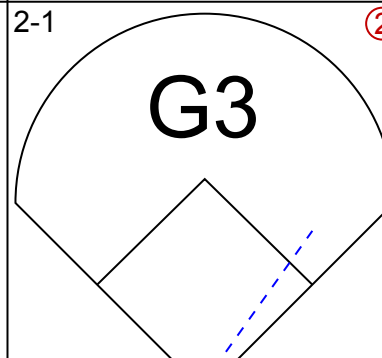
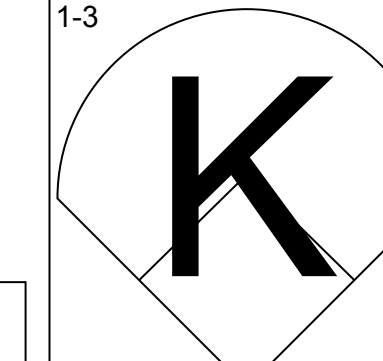
Batter	1	2	3	4	5	6	7	8	9	AB	R	H	RBI	BB	SO	LOB	BOTTOM				
<b>11 Jimmy Rollins, S</b> (1, 6) OBP: 0.345, SLG: 0.439	2-2 F8		0-0 G4-3		4-1 1B BB		0-0 1B	2-1 P2		4	1	1	0	1	0	1					
<b>Placido Polanco, R</b> (1, 5) OBP: 0.340, SLG: 0.431	1-1 G4-3			2-1 G6-3	1-0 1B BB		1-1 E 1B	1-0 G6-3		5	1	2	2	0	0	1					
<b>Bobby Abreu, L</b> (1, 9) OBP: 0.424, SLG: 0.534	3-2 2B			4-1 G4-3 BB	0-2 F8		3-2 E6 26 2B 1B	2-1 1B		4	1	2	0	1	0	4					
<b>6 Ryan Howard, L</b> (1, 3) OBP: 0.317, SLG: 0.526	2-1 F7			2-1 G4-3		2-2 G3	3-3 K	0-3 K		5	0	0	0	0	2	5					
<b>Jason Michaels, R</b> (1, 7) OBP: 0.361, SLG: 0.394		4-2 26 G6-3 BB		3-2 F9		2-3 K	4-2 26 2B BB			2	1	0	0	2	1	1					
<b>26 Chase Utley, L</b> (1, 4) OBP: 0.309, SLG: 0.477		2-2 G6-3			3-1 1B 1B	2-2 1B	2-2 1B 2B	1-3 2H 3H 2B		4	2	3	2	0	0	1					
<b>Mike Lieberthal, R</b> (1, 2) OBP: 0.337, SLG: 0.454		2-1 G6-3			1-2 1B SH3-4 1B	0-2 P4	1-0 2H 3H 2B			4	0	2	2	0	0	1					
<b>Doug Glanville, R</b> (1, 8) OBP: 0.249, SLG: 0.270			0-2 P3		0-2 P3		B5-3 G6-3			4	0	0	0	0	0	3					
<b>39 Brett Myers, R</b> (1, 1) OBP: 0.212, SLG: 0.260			2-2 G1-6-3		0-0 SH3-4		2-2 11 1B 1B	4-2 G6-3 11 S BB		1	0	0	0	0	0	0					
<b>Marlon Byrd, R</b> (7, PH) OBP: 0.289, SLG: 0.322										1	1	1	0	0	0	0					
<b>Felix Rodriguez, R</b> (8, 1) ERA: 3.29										0	0	0	0	0	0	0					
<b>Lou Collier, R</b> (8, PH) OBP: 0.390, SLG: 0.400										0	1	0	0	1	0	0					
<b>Billy Wagner, L</b> (9, 1) ERA: 2.58										0	0	0	0	0	0	0					
<b>Inning Stats</b>	R: 0 E: 0 K: 0 S: 13	H: 1 LOB: 1 BB: 0 P: 21	R: 0 E: 0 K: 0 S: 9	H: 0 LOB: 0 BB: 1 P: 17	R: 0 E: 0 K: 0 S: 8	H: 0 LOB: 0 BB: 0 P: 10	R: 0 E: 0 K: 0 S: 10	H: 0 LOB: 1 BB: 1 P: 21	R: 1 E: 0 K: 0 S: 17	H: 3 LOB: 3 BB: 1 P: 26	R: 0 E: 0 K: 1 S: 14	H: 1 LOB: 1 BB: 0 P: 20	R: 6 E: 1 K: 1 S: 28	H: 5 LOB: 1 BB: 1 P: 44	R: 1 E: 0 K: 1 S: 12	H: 1 LOB: 1 BB: 1 P: 21	1B: 8 2B: 3 3B: 0 HR: 0	SF: 0 SAC: 1 DP: 1 HBP: 0	WP: 1 PB: 0 SB: 2 CS: 0	PA: 40	
<b>PITCHER</b>	IP	WLS	BF	H	R	ER	SO	BB	IBB	HBP	BLK	WP	HR	S	P	ERA	WHIP				
<b>Ryan Vogelsong, R</b> (1, 1) ERA: 6.5	5.0		21	4	1	1	0	3	0	0	0	0	0	14	20	0.00	1.000				
<b>Michael Gonzalez, L</b> (6, 1) ERA: 1.29	1.0	H	4	1	0	0	1	0	0	0	0	0	0	26	41	13.50	9.000				
<b>16 Salomon Torres, R</b> (7, 1) ERA: 2.73	0.2	L	9	5	6	1	1	1	0	0	0	0	0	26	41	13.50	9.000				
<b>Brian Meadows, R</b> (7, 1) ERA: 3.58	1.0		4	0	1	1	0	1	0	0	0	0	0	8	16	9.00	1.000				
<b>34 John Grabow, L</b> (8, 1) ERA: 5.28	0.1		2	1	0	0	1	0	0	0	0	1	0	6	8	0.00	3.000				

Pittsburgh Pirates @ Philadelphia Phillies  
Citizens Bank Park, Philadelphia, PA  
Wed Sep 29 2004, 5:10 PM EDT  
Att: 33,127 - Cloudy - 63 F

AB 34  
R 8  
H 11  
RBI 6  
BB 5  
SO 3  
LOB 17





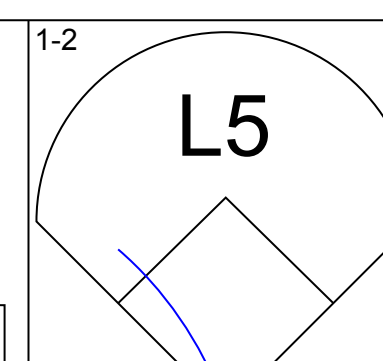
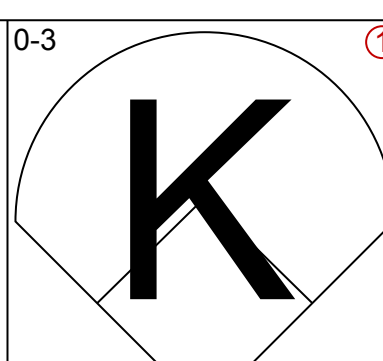
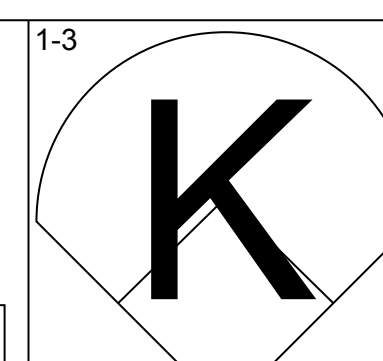
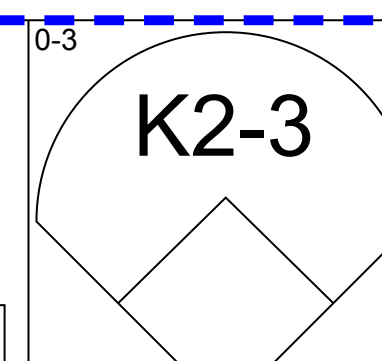
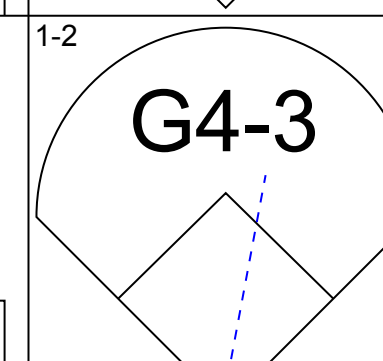
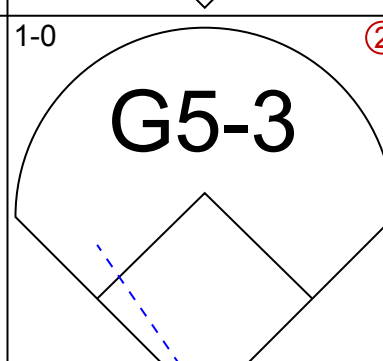
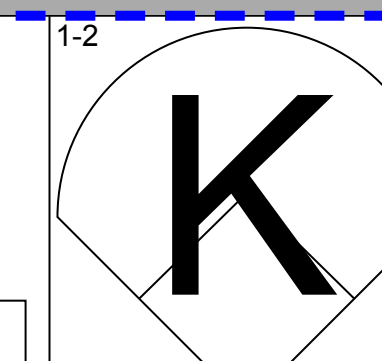
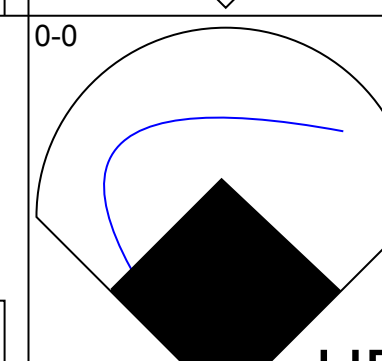
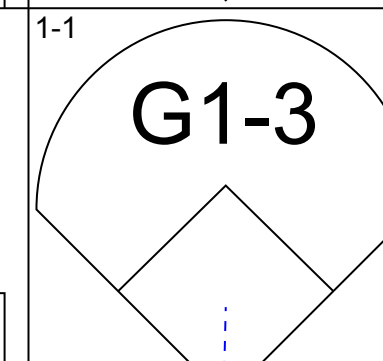
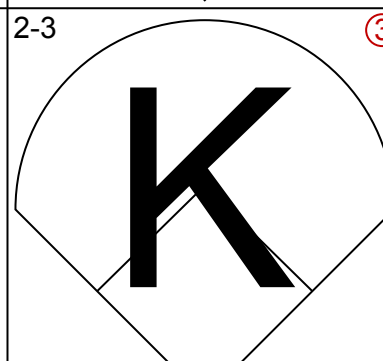
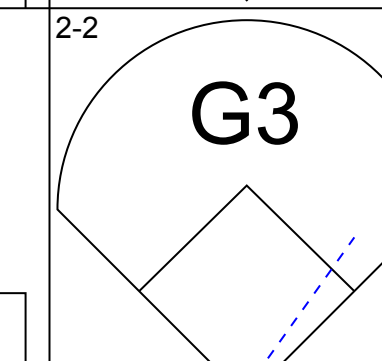
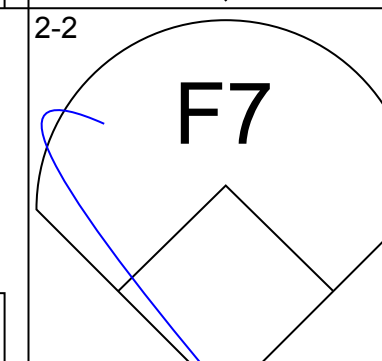
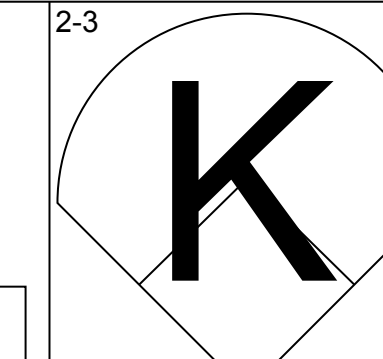
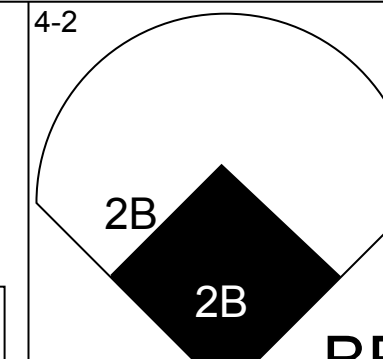
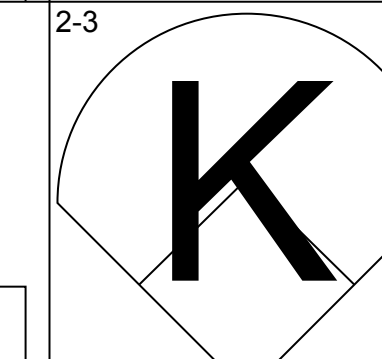
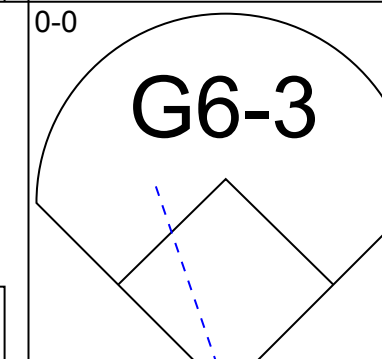
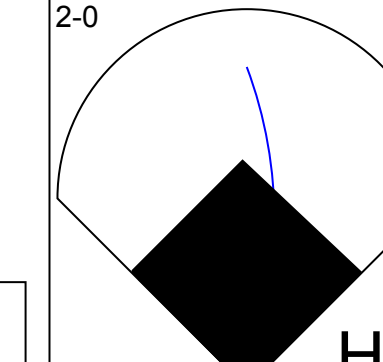
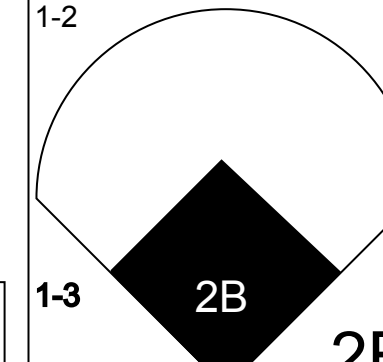

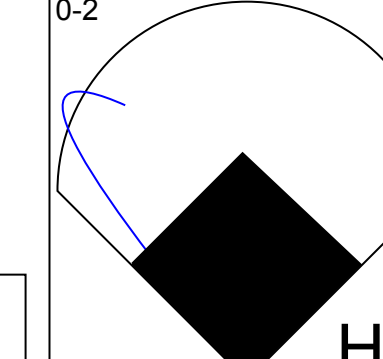
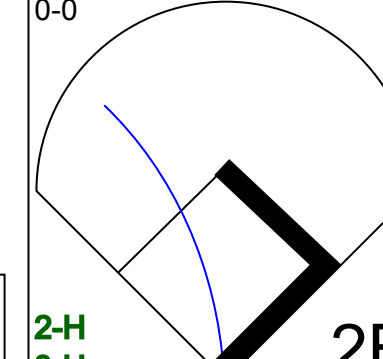

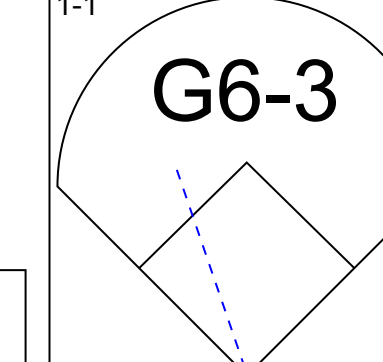
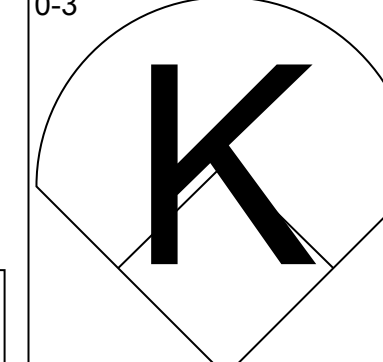

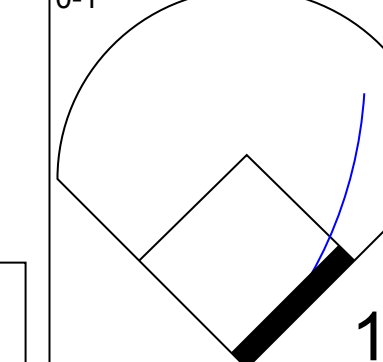
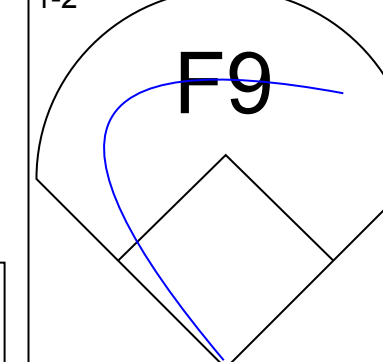

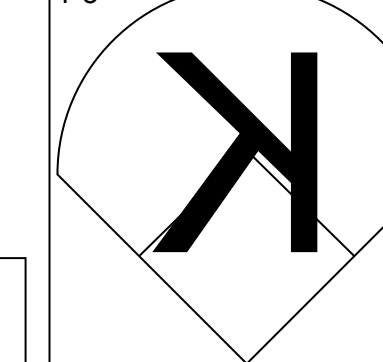
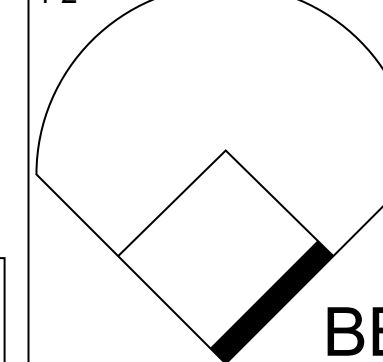

Batter	1	2	3	4	5	6	7	8	9	AB	R	H	RBI	BB	SO	LOB	TOP			
18 Jason Kendall, R OBP: 0.400, SLG: 0.389										4	0	1	0	0	1	0				
2 Jack Wilson, R OBP: 0.336, SLG: 0.458 Mark Corey, R										4	0	1	0	0	0	1				
Jason Bay, R OBP: 0.362, SLG: 0.561										4	0	0	0	0	3	2				
Rob Mackowiak, L OBP: 0.320, SLG: 0.420										4	0	0	0	0	1	1				
Craig Wilson, R OBP: 0.354, SLG: 0.499										4	1	2	1	0	1	0				
Tike Redman, L OBP: 0.309, SLG: 0.370										4	0	1	0	0	1	1				
Ty Wigginton, R OBP: 0.323, SLG: 0.433										3	0	0	0	0	0	2				
12 Freddy Sanchez, R OBP: 0.188, SLG: 0.188										3	0	0	0	0	0	1				
Dave Williams, L ERA: 4.36 34 John Grabow, L Frank Brooks, L Bobby Hill, S										1	0	0	0	0	0	0				
										0	0	0	0	0	0	0				
										0	0	0	0	0	0	0				
										1	0	0	0	0	0	0				
<b>Inning Stats</b>	R: 0 E: 1 K: 2 S: 11	H: 0 LOB: 1 BB: 0 P: 15	R: 0 E: 0 K: 1 S: 9	H: 1 LOB: 1 BB: 0 P: 13	R: 0 E: 0 K: 1 S: 7	H: 1 LOB: 1 BB: 0 P: 10	R: 0 E: 1 K: 0 S: 7	H: 0 LOB: 1 BB: 0 P: 12	R: 0 E: 0 K: 0 S: 8	H: 0 LOB: 0 BB: 0 P: 13	R: 1 E: 0 K: 1 S: 10	H: 1 LOB: 0 BB: 0 P: 15	R: 0 E: 0 K: 0 S: 6	H: 1 LOB: 0 BB: 0 P: 11	R: 0 E: 0 K: 0 S: 6	H: 1 LOB: 1 BB: 0 P: 10	1B: 3 2B: 1 3B: 0 HR: 1	SF: 0 SAC: 0 DP: 1 HBP: 0	WP: 1 PB: 0 SB: 0 CS: 0	PA: 33
<b>PITCHER</b> Paul Wilson, R ERA: 4.36	IP: 9.0 WLS: W BF: 33 H: 5 R: 1 ER: 1 SO: 7 BB: 0 IBB: 0 HBP: 0 BLK: 0 WP: 1 HR: 1 S: 75 P: 114 ERA: 1.00 WHIP: 0.556															<b>PITCHER</b>				

Pittsburgh Pirates @ Cincinnati Reds  
Great American Ball Park, Cincinnati, OH

AB 33  
R 1  
H 5  
RBI 1  
BB 0  
SO 7  
LOB 8



WP: 1 PA: 33  
PB: 0  
SB: 0  
CS: 0

Batter	1	2	3	4	5	6	7	8	9	AB	R	H	RBI	BB	SO	LOB	BOTTOM			
Felipe Lopez, S OBP: 0.319, SLG: 0.414										4	0	0	0	0	3	2				
Barry Larkin, R OBP: 0.349, SLG: 0.419										4	1	1	1	0	1	0				
Sean Casey, L OBP: 0.382, SLG: 0.538										4	0	0	0	0	1	0				
Austin Kearns, R OBP: 0.332, SLG: 0.435										3	1	0	0	1	2	0				
Adam Dunn, L OBP: 0.388, SLG: 0.570										4	2	2	1	0	1	0				
Juan Castro, R OBP: 0.283, SLG: 0.387										4	1	2	3	0	1	0				
Jason LaRue, R OBP: 0.337, SLG: 0.435										3	0	1	0	0	1	1				
Darren Bragg, L OBP: 0.260, SLG: 0.309										4	0	2	0	0	0	2				
Paul Wilson, R OBP: 0.143, SLG: 0.133										2	0	0	0	1	2	3				
<b>Inning Stats</b>	R: 0 E: 0 K: 0 S: 12	H: 0 LOB: 0 BB: 0 P: 15	R: 2 E: 0 K: 2 S: 16	H: 3 LOB: 1 BB: 0 P: 22	R: 0 E: 0 K: 2 S: 7	H: 0 LOB: 0 BB: 0 P: 10	R: 2 E: 0 K: 2 S: 20	H: 2 LOB: 2 BB: 2 P: 31	R: 0 E: 0 K: 2 S: 9	H: 0 LOB: 0 BB: 0 P: 14	R: 0 E: 0 K: 3 S: 14	H: 2 LOB: 2 BB: 0 P: 16	R: 1 E: 0 K: 1 S: 13	H: 1 LOB: 0 BB: 0 P: 15	R: 0 E: 0 K: 0 S: 6	H: 0 LOB: 1 BB: 0 P: 12	1B: 3 2B: 2 3B: 0 HR: 3	SF: 0 SAC: 0 DP: 0 HBP: 1	WP: 0 PB: 0 SB: 0 CS: 0	PA: 35
<b>PITCHER</b> Dave Williams, L ERA: 4.42 34 John Grabow, L Frank Brooks, L Mark Corey, R	IP: 4.0 WLS: L BF: 19 H: 4 R: 4 ER: 4 SO: 6 BB: 2 IBB: 0 HBP: 0 BLK: 0 WP: 0 HR: 2 S: 55 P: 78 ERA: 9.00 WHIP: 1.750															<b>PITCHER</b>				

Pittsburgh Pirates @ Cincinnati Reds  
Great American Ball Park, Cincinnati, OH

AB 32  
R 5  
H 8  
RBI 5  
BB 2  
SO 12  
LOB 8



WP: 0 PA: 35  
PB: 0  
SB: 0  
CS: 0



Batter	1	2	3	4	5	6	7	8	9	AB	R	H	RBI	BB	SO	LOB	TOP										
18 Jason Kendall, R OBP: 0.401, SLG: 0.393	F8		1B		1B		2B		P3	5	0	3	0	0	0	0	Pittsburgh Pirates @ Cincinnati Reds Great American Ball Park, Cincinnati, OH Sat Oct 02 2004, 1:15 PM EDT Att: 26,128 - Unknown - 58 F										
12 Freddy Sanchez, R ABraham Nunez, S OBP: 0.158, SLG: 0.158 OBP: 0.275, SLG: 0.319	K		SH5-3		G4-3		G1-3		G3	3	0	0	0	0	1	2											
Jason Bay, R OBP: 0.359, SLG: 0.554	G6-3		G6-3		L5		F9		G5-3	5	0	0	0	0	0	3											
Daryle Ward, L Michael Gonzalez, R OBP: 0.306, SLG: 0.476 OBP: 1.000, SLG: 2.000		P2			P2		G4-3			3	0	0	0	1	0	2											
16 Salomon Torres, R Jose Mesa, R OBP: 0.500, SLG: 1.000				BB						0	0	0	0	0	0	0											
Craig Wilson, R OBP: 0.353, SLG: 0.497			G5-3			G5-3			K	4	1	1	0	0	1	2											
Tike Redman, L OBP: 0.311, SLG: 0.371										4	0	2	0	0	0	1											
Ty Wigginton, R OBP: 0.324, SLG: 0.433										3	1	1	0	1	1	2											
Jose Castillo, R OBP: 0.296, SLG: 0.359										2	1	1	2	2	0	1											
Josh Fogg, R Rob Mackowiak, L Tony Alvarez, R OBP: 0.075, SLG: 0.094 OBP: 0.320, SLG: 0.420 OBP: 0.286, SLG: 0.351										3	0	0	0	0	0	3											
										0	0	0	0	0	0	0											
										1	0	0	0	0	0	2											
<b>Inning Stats</b>	R: 0 E: 0 K: 1 S: 11	H: 0 LOB: 0 BB: 0 P: 16	R: 3 E: 1 K: 0 S: 10	H: 3 LOB: 0 BB: 0 P: 14	R: 0 E: 0 K: 0 S: 8	H: 1 LOB: 2 BB: 1 P: 15	R: 0 E: 0 K: 0 S: 7	H: 0 LOB: 1 BB: 1 P: 13	R: 0 E: 0 K: 1 S: 9	H: 1 LOB: 1 BB: 1 P: 17	R: 0 E: 0 K: 0 S: 9	H: 1 LOB: 1 BB: 0 P: 13	R: 0 E: 0 K: 1 S: 7	H: 1 LOB: 2 BB: 1 P: 14	R: 0 E: 0 K: 0 S: 6	H: 0 LOB: 0 BB: 0 P: 10		1B: 6 2B: 1 3B: 0 HR: 1	SF: 0 SAC: 1 DP: 0 HBP: 0	WP: 2 PB: 0 SB: 2 CS: 0	PA: 39						
<b>PITCHER</b>	IP	WLS	BF	H	R	ER	SO	BB	IBB	HBP	BLK	WP	HR	S	P	ERA	WHIP										
Todd Van Poppel, R ERA: 6.09	5.0	L	22	5	3	3	1	2	0	0	0	0	1	45	68	5.40	1.400										
Mike Matthews, L ERA: 6.3	1.0		5	1	0	0	1	0	1	0	0	1	0	9	17	0.00	1.000										
John Riedling, R ERA: 5.1	1.2		8	2	0	0	1	1	0	0	0	1	0	14	25	0.00	1.800										
Phil Norton, L ERA: 5.07	0.1		1	0	0	0	0	0	0	0	0	0	0	2	2	0.00	0.000										
Jose Acevedo, R ERA: 5.97	1.0		3	0	0	0	0	0	0	0	0	0	0	6	10	0.00	0.000										

Batter	1	2	3	4	5	6	7	8	9	AB	R	H	RBI	BB	SO	LOB	BOTTOM										
Felipe Lopez, S OBP: 0.315, SLG: 0.408	K		F9			G4-3		F7		4	0	0	0	0	1	3	Pittsburgh Pirates @ Cincinnati Reds Great American Ball Park, Cincinnati, OH Sat Oct 02 2004, 1:15 PM EDT Att: 26,128 - Unknown - 58 F										
Juan Castro, R OBP: 0.280, SLG: 0.382	G4-3		G4-3			P6		G4-3		4	0	0	0	0	0	3											
Sean Casey, L OBP: 0.380, SLG: 0.534	F7				G3-1		L9		G4-3	4	0	0	0	0	0	0											
Austin Kearns, R OBP: 0.326, SLG: 0.427		K			F9		F8		F9	4	0	0	0	0	1	0											
Adam Dunn, L OBP: 0.387, SLG: 0.568		F9			K		K		FC4-6	4	0	1	0	0	2	0											
Darren Bragg, L OBP: 0.289, SLG: 0.367						HR				4	1	2	1	0	1	1											
Javier Valentin, S OBP: 0.293, SLG: 0.381			L8			F8				3	0	0	0	0	1	1											
Anderson Machado, S OBP: 0.391, SLG: 0.407						G6-3		E4		3	0	0	0	0	1	0											
Todd Van Poppel, R Jacob Cruz, L Mike Matthews, L John Riedling, R Phil Norton, R Barry Larkin, R 6 Ryan Freel, R Jose Acevedo, R OBP: 0.222, SLG: 0.176 OBP: 0.119, SLG: 0.342 OBP: 0.275, SLG: 0.368 OBP: 0.106, SLG: 0.047										1	0	1	0	0	0	0											
										1	0	0	0	0	0	0											
										0	0	0	0	0	0	0											
										0	0	0	0	0	0	0											
										0	0	0	0	0	0	0											
										0	0	0	0	0	0	0											
										1	0	1	0	0	0	0											
<b>Inning Stats</b>	R: 0 E: 0 K: 1 S: 5	H: 0 LOB: 0 BB: 0 P: 8	R: 0 E: 0 K: 1 S: 10	H: 1 LOB: 0 BB: 0 P: 14	R: 0 E: 0 K: 1 S: 11	H: 1 LOB: 1 BB: 0 P: 18	R: 0 E: 0 K: 1 S: 7	H: 0 LOB: 0 BB: 0 P: 11	R: 1 E: 0 K: 0 S: 8	H: 1 LOB: 0 BB: 0 P: 14	R: 0 E: 0 K: 0 S: 7	H: 0 LOB: 0 BB: 0 P: 11	R: 0 E: 0 K: 2 S: 9	H: 0 LOB: 0 BB: 0 P: 10	R: 0 E: 1 K: 1 S: 10	H: 1 LOB: 2 BB: 0 P: 14	R: 0 E: 0 K: 0 S: 6	H: 1 LOB: 1 BB: 0 P: 9	1B: 3 2B: 0 3B: 1 HR: 1	SF: 0 SAC: 0 DP: 0 HBP: 0	WP: 0 PB: 0 SB: 0 CS: 0	PA: 33					
<b>PITCHER</b>	IP	WLS	BF	H	R	ER	SO	BB	IBB	HBP	BLK	WP	HR	S	P	ERA	WHIP										
Josh Fogg, R ERA: 3.84	6.0		21	3	1	1	4	0	0	0	0	0	0	15	20	0.00	0.750										
16 Salomon Torres, R ERA: 2.7	0.2	H	2	0	0	0	0	0	0	0	0	0	0	4	4	0.00	0.000										
Jose Mesa, R ERA: 3.29	1.0	S	4	1	0	0	0	0	0	0	0	0	0	6	9	0.00	1.000										





Batter	1	2	3	4	5	6	7	8	9	AB	R	H	RBI	BB	SO	LOB	TOP					
18 Jason Kendall, R OBP: 0.399, SLG: 0.390	G6-3		F8				P3		G4-3								4 0 0 0 0 0 0					
2 Jack Wilson, R OBP: 0.335, SLG: 0.459	F9		K2-3				G4-3		F8								4 0 1 0 0 1 0					
Jason Bay, R OBP: 0.358, SLG: 0.550	F9		1B				G5-3		F9								3 0 0 0 1 0 1					
Craig Wilson, R OBP: 0.354, SLG: 0.499	F8		1B				G6-3		G5-3								4 0 2 0 0 0 1					
Ty Wigginton, R OBP: 0.324, SLG: 0.433		G6-3	F9				G6-3		G6-3								4 0 1 0 0 0 3					
Tike Redman, L OBP: 0.310, SLG: 0.374	B3				SF9		G4-3		F7								4 1 1 0 0 0 2					
Tony Alvarez, R OBP: 0.289, SLG: 0.342					SF9		G4-3										1 0 0 1 1 0 1					
Rob Mackowiak, L OBP: 0.319, SLG: 0.420																	1 0 0 0 0 1 0					
Jose Castillo, R OBP: 0.298, SLG: 0.368																	4 1 2 1 0 2 0					
Oliver Pérez, L OBP: 0.242, SLG: 0.190																	2 0 0 0 0 1 2					
Darby Ward, L OBP: 0.305, SLG: 0.474																	1 0 0 0 0 0 0					
16 Salomon Torres, R OBP: 0.500, SLG: 1.000																	0 0 0 0 0 0 0					
Bobby Hill, S OBP: 0.353, SLG: 0.339																	1 0 0 0 0 0 0					
Jose Mesa, R ERA: 5.22																	0 0 0 0 0 0 0					
<b>Inning Stats</b>	R: 0 E: 0 K: 0 S: 9	H: 1 LOB: 1 BB: 0 P: 12	R: 0 E: 0 K: 1 S: 17	H: 1 LOB: 2 BB: 1 P: 26	R: 0 E: 0 K: 1 S: 9	H: 1 LOB: 0 BB: 1 P: 16	R: 1 E: 0 K: 1 S: 10	H: 1 LOB: 0 BB: 0 P: 13	R: 0 E: 0 K: 0 S: 6	H: 0 LOB: 0 BB: 0 P: 11	R: 0 E: 0 K: 0 S: 10	H: 1 LOB: 1 BB: 0 P: 15	R: 1 E: 0 K: 0 S: 10	H: 1 LOB: 0 BB: 0 P: 12	R: 0 E: 0 K: 0 S: 7	H: 1 LOB: 1 BB: 0 P: 11	R: 0 E: 0 K: 2 S: 9	H: 0 LOB: 0 BB: 0 P: 12	1B: 2 2B: 3 3B: 1 HR: 1	SF: 1 SAC: 0 DP: 0 HBP: 0	WP: 0 PB: 0 SB: 0 CS: 0	PA: 36
<b>PITCHER</b>	IP WLS BF H R ER SO BB IBB HBP BLK WP HR S P ERA WHIP																					
Brandon Clausen, L ERA: 6.14	(1, 1) 6.0 L 25 5 1 1 3 2 0 0 0 0 0 0 61 93 1.50 1.167																					
Juan Padilla, R ERA: 7.71	(7, 1) 1.0 4 1 1 1 0 0 0 0 0 0 1 10 12 9.00 1.000																					
Jose Acevedo, R ERA: 5.94	(8, 1) 1.0 4 1 0 0 0 0 0 0 0 0 0 7 11 0.00 1.000																					
Joe Valentine, R ERA: 5.22	(9, 1) 1.0 3 0 0 0 2 0 0 0 0 0 0 9 12 0.00 0.000																					

Pittsburgh Pirates @ Cincinnati Reds  
Great American Ball Park, Cincinnati, OH  
Sun Oct 03 2004, 1:15 PM EDT  
Att: 30,854 - Sunny - 65 F

AB 33  
R 2  
H 7  
RBI 2  
BB 2  
SO 5  
LOB 10



Batter	1	2	3	4	5	6	7	8	9	AB	R	H	RBI	BB	SO	LOB	BOTTOM					
Felipe Lopez, S OBP: 0.314, SLG: 0.405	G6-3		G6-4-3				K2-3		F7								4 0 1 0 0 1 0					
Barry Larkin, R OBP: 0.352, SLG: 0.419			1B														1 0 0 0 1 0 2					
Anderson Machado, S OBP: 0.379, SLG: 0.393			G6-4-3														2 0 0 0 0 2 0					
Sean Casey, L OBP: 0.381, SLG: 0.534			F8														4 0 2 0 0 0 1					
Austin Kearns, R OBP: 0.321, SLG: 0.419	P3																4 0 0 0 0 2 3					
Adam Dunn, L OBP: 0.388, SLG: 0.569	K																3 0 1 0 1 1 2					
Jason LaRue, R OBP: 0.334, SLG: 0.431																	4 0 0 0 0 3 3					
Juan Castro, R OBP: 0.277, SLG: 0.378		G6-3															3 0 0 0 0 0 1					
Darren Bragg, L OBP: 0.261, SLG: 0.356		G4-3															3 0 0 0 0 1 0					
Brandon Clausen, R OBP: 0.150, SLG: 0.105																	2 0 1 0 0 0 0					
Juan Padilla, R ERA: 7.71																	0 0 0 0 0 0 0					
Jacob Cruz, L OBP: 0.317, SLG: 0.340																	1 0 0 0 0 0 0					
Jose Acevedo, R OBP: 0.106, SLG: 0.047																	0 0 0 0 0 0 0					
Joe Valentine, R ERA: 5.22																	0 0 0 0 0 0 0					
<b>Inning Stats</b>	R: 0 E: 0 K: 1 S: 14	H: 1 LOB: 2 BB: 1 P: 25	R: 0 E: 0 K: 1 S: 7	H: 0 LOB: 0 BB: 0 P: 12	R: 0 E: 0 K: 0 S: 10	H: 2 LOB: 1 BB: 0 P: 15	R: 0 E: 0 K: 2 S: 9	H: 1 LOB: 1 BB: 0 P: 14	R: 0 E: 0 K: 2 S: 9	H: 0 LOB: 0 BB: 0 P: 12	R: 0 E: 0 K: 3 S: 13	H: 1 LOB: 2 BB: 1 P: 22	R: 0 E: 0 K: 0 S: 3	H: 0 LOB: 0 BB: 0 P: 4	R: 0 E: 0 K: 1 S: 6	H: 0 LOB: 0 BB: 0 P: 8	R: 0 E: 0 K: 0 S: 6	H: 0 LOB: 0 BB: 0 P: 8	1B: 4 2B: 1 3B: 0 HR: 0	SF: 0 SAC: 0 DP: 1 HBP: 0	WP: 0 PB: 0 SB: 0 CS: 0	PA: 33
<b>PITCHER</b>	IP WLS BF H R ER SO BB IBB HBP BLK WP HR S P ERA WHIP																					
Oliver Pérez, L ERA: 2.98	(1, 1) 6.0 W 24 5 0 0 0 2 0 0 0 0 0 0 62 100 0.00 1.167																					
16 Salomon Torres, R ERA: 2.64	(7, 1) 2.0 H 6 0 0 0 1 0 0 0 0 0 0 9 12 0.00 0.000																					
Jose Mesa, R ERA: 3.25	(9, 1) 1.0 S 3 0 0 0 0 0 0 0 0 0 0 6 8 0.00 0.000																					

Pittsburgh Pirates @ Cincinnati Reds  
Great American Ball Park, Cincinnati, OH  
Sun Oct 03 2004, 1:15 PM EDT  
Att: 30,854 - Sunny - 65 F

AB 31  
R 0  
H 5  
RBI 0  
BB 2  
SO 10  
LOB 12

