Pittsburgh Pirates - 2006

Batter	1	2	3	4	5	6	7	8	9	AB	R	H	RBI	BB	SO	LOB
Inning Stats																

TOP

Manatee C.C. Lancers @ Pittsburgh Pirates

McKechnie Field, Bradenton, FL

Wed Mar 01 2006, 12:05 PM EST

livebaseballscorecards.com

AB	**0**
R	**0**
H	**0**
RBI	**0**
BB	**0**
SO	**0**
LOB	**0**



1B: 0 SF: 0
2B: 0 SAC: 0
3B: 0 DP: 0
HR: 0 HBP: 0

WP: 0 PA: 0
PB: 0
SB: 0
CS: 0

PITCHER	IP	WLS	BF	H	R	ER	SO	BB	IBB	HBP	BLK	WP	HR	S	P	ERA	WHIP

PITCHER	IP	WLS	BF	H	R	ER	SO	BB	IBB	HBP	BLK	WP	HR	S	P	ERA	WHIP

Batter	1	2	3	4	5	6	7	8	9	AB	R	H	RBI	BB	SO	LOB
Inning Stats																

BOTTOM

Manatee C.C. Lancers @ Pittsburgh Pirates

McKechnie Field, Bradenton, FL

Wed Mar 01 2006, 12:05 PM EST

livebaseballscorecards.com

AB	**0**
R	**0**
H	**0**
RBI	**0**
BB	**0**
SO	**0**
LOB	**0**

1B: 0
2B: 0
3B: 0
HR: 0

SF: 0
SAC: 0
DP: 0
HBP: 0

WP: 0
PB: 0
SB: 0
CS: 0

PA: 0

PITCHER	IP	WLS	BF	H	R	ER	SO	BB	IBB	HBP	BLK	WP	HR	S	P	ERA	WHIP

PITCHER	IP	WLS	BF	H	R	ER	SO	BB	IBB	HBP	BLK	WP	HR	S	P	ERA	WHIP

Batter	1	2	3	4	5	6	7	8	9	AB	R	H	RBI	BB	SO	LOB
Brandon Watson, L (1, 8) OBP: 0.833, SLG: 0.800	G4-3		G4-3 HR 1B		E4 G6-3 1B		G5-3			3	1	2	0	0	0	0
39 Kenny Kelly, R (5, 8) OBP: 0.333, SLG: 0.333										1	0	0	0	0	0	0
Royce Clayton, R (1, 6)	K		G4-3 1-2		K			G6-3		3	0	0	0	0	2	2
69 Josh Labandeira, R (5, 6)										1	0	0	0	0	0	0
Ryan Church, L (1, 9) OBP: 0.333, SLG: 0.833	G3		2-H HR		G6-3 2-3			F7		3	1	1	2	0	0	1
Frank Diaz, R (5, 9)										1	0	0	0	0	0	0
25 Marlon Byrd, R (1, 7) OBP: 0.600, SLG: 0.750		G6-3 11 1B 2B	G5-3		K			G6-3		3	1	1	0	0	1	1
Tyrell Godwin, L (5, 7)										1	0	0	0	0	0	0
Marlon Anderson, L (1, 3) OBP: 0.286, SLG: 0.167		G6-3 2-3		G4-3		F8			E5 G6-4-3	3	0	0	0	0	0	1
Larry Broadway, L (6, 3)										1	0	0	0	0	0	0
11 Ryan Zimmerman, R (1, 5) OBP: 0.333, SLG: 0.333		3-H 1B		2B 1B		F9			G6-4-3 1-2f	3	1	2	1	0	0	0
Kory Casto, L (6, 5)										1	0	0	0	0	0	1
Daryle Ward, L (1, 10) OBP: 0.286, SLG: 0.429		K		1B 1-H 2B		G4-3			F9	4	0	1	1	0	1	1
Matthew LeCroy, R (1, 2) OBP: 0.333, SLG: 0.333		F8		G6-4-3 2-3 1B			F8			3	0	1	0	0	0	1
67 Erick San Pedro, R (7, 2)										0	0	0	0	0	0	0
Brendan Harris, R (1, 4)			F8	G6-4-3 1-2f			K			3	0	0	0	0	1	2
Bernie Castro, S (7, 4)										0	0	0	0	0	0	0

TOP

Washington Nationals @ Pittsburgh Pirates

McKechnie Field, Bradenton, FL

Fri Mar 03 2006, 1:05 PM EST
Att. 3,652 - Partly Cloudy - 73 F

livebaseballscorecards.com

AB	34
R	4
H	8
RBI	4
BB	0
SO	5
LOB	10

Inning Stats	1	2	3	4	5	6	7	8	9
R	0	1	2	1	0	0	0	0	0
H	0	2	2	3	1	0	0	0	0
E	0	0	0	0	1	0	0	0	1
LOB	0	1	0	1	0	0	0	0	0
K	1	1	0	0	2	0	1	0	0
BB	0	0	0	0	0	0	0	0	0
S	5	7	5	5	8	3	5	3	3
P	5	7	5	5	8	3	5	3	3

1B	5
2B	2
3B	0
HR	1
SF	0
SAC	0
DP	2
HBP	0
WP	0
PB	0
SB	0
CS	0
PA	34

PITCHER	IP	WLS	BF	H	R	ER	SO	BB	IBB	HBP	BLK	WP	HR	S	P	ERA	WHIP
57 Zach Duke, L (1, 1) ERA: 4.5	2.0		8	2	1	1	2	0	0	0	0	0	0	12	12	4.50	1.000
28 Paul Maholm, L (3, 1) ERA: 13.5	2.0		10	5	3	3	0	0	0	0	0	0	1	10	10	13.50	2.500
27 Terry Adams, R (5, 1) ERA:	1.0		4	1	0	0	2	0	0	0	0	0	0	8	8	0.00	1.000
39 Marty McLeary, R (6, 1) ERA:	2.0	W	6	0	0	0	1	0	0	0	0	0	0	8	8	0.00	0.000
Mike Johnston, L (8, 1) ERA:	1.0	H	3	0	0	0	0	0	0	0	0	0	0	3	3	0.00	0.000

PITCHER	IP	WLS	BF	H	R	ER	SO	BB	IBB	HBP	BLK	WP	HR	S	P	ERA	WHIP
55 Matt Capps, R (9, 1) ERA:	1.0	S	3	0	0	0	0	0	0	0	0	0	0	3	3	0.00	0.000

BOTTOM

Washington Nationals @ Pittsburgh Pirates

McKechnie Field, Bradenton, FL

Fri Mar 03 2006, 1:05 PM EST

Att. 3,652 - Partly Cloudy - 73 F

livebaseballscorecards.com

Batter	1	2	3	4	5	6	7	8	9	AB	R	H	RBI	BB	SO	LOB
10 Rajai Davis, R (1, 8) OBP: 0.400, SLG: 0.500	G5-3		P4 1-2			13 PB HR BB	G5-3			2	1	0	0	1	0	1
62 Andrew McCutchen, R (7, 8) OBP: 0.500, SLG: 0.333										1	0	0	0	0	0	0
13 Nate McLouth, L (1, 7) OBP: 0.333, SLG: 0.400	G6-3		G4-3			F8 1-2	2B			4	0	1	0	0	0	2
Sean Casey, L (1, 3) OBP: 0.500, SLG: 1.000	2B			F9		HR BB	F7			2	0	1	0	0	0	0
Brad Eldred, R (6, 3) OBP: 0.500, SLG: 1.333										1	1	0	0	1	0	1
Craig Wilson, R (1, 10) OBP: 0.286, SLG: 0.714	K			G1-3		1-H 2-H HR		65 E 65 1B 78 G6-3 1B		4	1	2	3	0	1	1
Craig Stansberry, R (8, PR) OBP: 1.000, SLG: 2.500										0	1	0	0	0	0	0
(9, 10)																
Jeromy Burnitz, L (1, 9)		F8		F7		19 S BB		E6 78 G6-3 1-3 1B		2	0	0	0	0	0	0
65 Ray Sadler, R (6, 9) OBP: 0.571, SLG: 0.667										1	0	1	0	1	0	0
Joe Randa, R (1, 5)		F8			G5-3	F7 1-2		L5		2	0	0	0	0	0	0
19 José Bautista, R (6, 5) OBP: 0.250, SLG: 0.500										2	0	0	0	0	0	4
José Hernández, R (1, 6)		F9			P4		78 HR 1B	78 G6-3 BB		2	0	0	0	0	0	0
64 Jason Alfaro, R (6, 4) OBP: 1.000, SLG: 1.000										1	1	1	0	1	0	0
11 Humberto Cota, R (1, 2)			P3					G6-3 1-2 2-3 3-H		2	0	0	0	0	1	0
78 Carlos Maldonado, R (6, 2) OBP: 0.500, SLG: 2.000							1-H HR			2	1	1	3	0	0	2
3 Javier Guzman, S (1, 4)										2	0	0	0	0	1	0
(6, 6)																
76 Gookie Dawkins, R (8, 6)			10 S HBP			K	G5-3	G5-3		1	0	0	0	0	0	3
Inning Stats	R: 0 E: 0 K: 1 S: 6 H: 1 LOB: 1 BB: 0 P: 6	R: 0 E: 0 K: 0 S: 3 H: 0 LOB: 0 BB: 0 P: 3	R: 0 E: 0 K: 0 S: 4 H: 0 LOB: 1 BB: 0 P: 5	R: 0 E: 0 K: 0 S: 3 H: 0 LOB: 0 BB: 0 P: 3	R: 0 E: 0 K: 1 S: 5 H: 0 LOB: 0 BB: 0 P: 5	R: 3 E: 0 K: 1 S: 8 H: 1 LOB: 1 BB: 3 P: 20	R: 2 E: 0 K: 0 S: 6 H: 3 LOB: 1 BB: 0 P: 6	R: 1 E: 1 K: 0 S: 5 H: 2 LOB: 3 BB: 1 P: 9		1B: 3 2B: 2 3B: 0 HR: 2	SF: 0 SAC: 0 DP: 0 HBP: 1			WP: 0 PB: 1 SB: 2 CS: 0	PA: 36		

	AB	31
	R	6
	H	7
	RBI	6
	BB	4
	SO	3
	LOB	14

PITCHER		IP	WLS	BF	H	R	ER	SO	BB	IBB	HBP	BLK	WP	HR	S	P	ERA	WHIP
63 Kyle Denney, R ERA:	(1, 1)	3.0		11	1	0	0	1	0	0	1	0	0	0	13	14	0.00	0.333
65 Anastacio Martinez, R ERA:	(4, 1)	2.0		6	0	0	0	1	0	0	0	0	0	0	8	8	0.00	0.000
59 Micah Bowie, L ERA: 45.0	(6, 1)	1.0	L	9	3	5	5	1	3	0	0	0	0	2	10	22	45.00	6.000
59 Jim Crowell, L ERA: 4.5	(7, 1)	2.0		10	3	1	1	0	1	0	0	0	0	0	9	13	4.50	2.000

PITCHER	IP	WLS	BF	H	R	ER	SO	BB	IBB	HBP	BLK	WP	HR	S	P	ERA	WHIP

Batter	1	2	3	4	5	6	7	8	9	AB	R	H	RBI	BB	SO	LOB
6 Chris Duffy, L (1, 10) OBP: 0.333, SLG: 0.333	P5	BB, 12 HBP 1-3 2-H 1B		K		G6-3		76 S 1B		5	0	2	1	0	1	0
12 Freddy Sanchez, R (1, 6) OBP: 0.429, SLG: 0.333 76 Gookie Dawkins, R (6, 6)	G6-3	BB 1-2 HBP		F8		L4		K 1-2		3 1	0 0	0 0	0 0	0 0	0 1	0 1
Jody Gerut, L (1, 9) OBP: 0.429, SLG: 0.200 10 Rajai Davis, R (6, 9) OBP: 0.333, SLG: 0.400	19 FC5-4 1B	BB 1-2 2-3 3-H			19 2B 41 HR BB	P3		L8		2 1	1 0	1 0	1 0	2 0	0 0	0 1
19 José Bautista, R (1, 5) OBP: 0.222, SLG: 0.444	FC5-4 1-2f	P6			41 HR 1-3 2B		G6-3	K		5	1	1	0	0	1	5
41 Ryan Doumit, S (1, 2) OBP: 0.667, SLG: 1.250 66 Paul Chiaffredo, R (6, 2) OBP: 0.667, SLG: 1.000		1B BB	G4-3		HR 2-H 3-H		13 FC6-4 1B		PB 53 SF7 2B	2 2	1 1	1 2	3 0	1 0	0 0	0 0
Jose Castillo, R (1, 4) OBP: 0.667, SLG: 0.667 13 J.J. Furmaniak, R (6, 4)	SAFE	53 1B BB 1-2 1B	1B		G1		FC6-4 53 BB BB 1-2f		PB HBP	3 1	1 0	2 0	0 0	0 0	0 0	0 1
José Hernández, R (1, 3) OBP: 0.400, SLG: 0.250 Brad Eldred, R (6, 3) OBP: 0.500, SLG: 1.000		53 1B 1-2 BB	K				53 BB 1-2 BB		K 1-2 2-3	2 1	0 0	1 0	0 0	1 1	1 1	1 2
53 Mike Edwards, R (1, 7) OBP: 0.500, SLG: 0.333	62 1B 6 1B 1-3 2-H 1B		F8		K		BB 1-2 2-3		SF7 3-H	3	1	1	2	1	1	2
62 Andrew McCutchen, R (1, 8) OBP: 0.333, SLG: 0.250	6 1B 1-2 BB 1B			G5-3	G6-3				F9	5	1	1	0	0	1	5
Inning Stats	R: 0 E: 0 K: 0 S: 10 H: 1 LOB: 1 BB: 0 P: 12	R: 3 E: 0 K: 0 S: 11 H: 4 LOB: 3 BB: 3 P: 27	R: 0 E: 0 K: 1 S: 6 H: 1 LOB: 1 BB: 0 P: 6	R: 0 E: 0 K: 1 S: 5 H: 0 LOB: 0 BB: 0 P: 5	R: 3 E: 0 K: 1 S: 10 H: 3 LOB: 1 BB: 1 P: 17	R: 0 E: 0 K: 0 S: 5 H: 0 LOB: 0 BB: 0 P: 7	R: 0 E: 0 K: 1 S: 7 H: 1 LOB: 3 BB: 2 P: 17	R: 0 E: 0 K: 2 S: 10 H: 1 LOB: 1 BB: 0 P: 15	R: 1 E: 0 K: 1 S: 8 H: 1 LOB: 1 BB: 0 P: 14	1B: 9 2B: 2 3B: 0 HR: 1 SF: 1 SAC: 0 DP: 0 HBP: 2						

TOP

Pittsburgh Pirates @ Boston Red Sox

City of Palms Park, Ft. Myers, FL

Sat Mar 04 2006, 1:05 PM EST

Att. 7,686 - Sunny - 72 F

livebaseballscorecards.com

AB	36
R	7
H	12
RBI	7
BB	6
SO	7
LOB	18

PITCHER		IP	WLS	BF	H	R	ER	SO	BB	IBB	HBP	BLK	WP	HR	S	P	ERA	WHIP
Bronson Arroyo, R ERA: 16.2	(1, 1)	1.2		10	5	3	3	0	2	0	0	0	0	0	20	33	16.20	4.200
79 Abe Alvarez, L ERA:	(2, 1)	2.1		10	1	0	0	2	1	0	1	0	0	0	12	17	0.00	0.857
36 Matt Ginter, R ERA: 27.0	(5, 1)	1.0		7	3	3	3	1	1	0	0	0	0	1	10	17	27.00	4.000
62 Mike Bumatay, L ERA: 4.5	(6, 1)	1.0		3	0	0	0	0	0	0	0	0	0	0	5	7	0.00	0.000
56 Craig Hansen, R ERA:	(7, 1)	1.0		6	1	0	0	1	2	0	0	0	0	0	7	17	0.00	3.000

PITCHER		IP	WLS	BF	H	R	ER	SO	BB	IBB	HBP	BLK	WP	HR	S	P	ERA	WHIP
48 Franklin Nunez, R ERA:	(8, 1)	1.0		4	1	0	0	2	0	0	0	0	0	0	10	15	0.00	1.000
Edgar Martinez, R ERA:	(9, 1)	1.0	L	5	1	1	0	1	0	0	1	0	0	0	8	14	0.00	1.000

WP: 0 PB: 1 SB: 1 CS: 0 PA: 45

BOTTOM

Pittsburgh Pirates @ Boston Red Sox

City of Palms Park, Ft. Myers, FL

Sat Mar 04 2006, 1:05 PM EST

Att. 7,686 - Sunny - 72 F

Batter	1	2	3	4	5	6	7	8	9	AB	R	H	RBI	BB	SO	LOB
2 Willie Harris, L (1, 8) OBP: 0.333, SLG: 0.333	F B L B X 2-2 E6 1B		X 0-0 1B 1-2 1B	S C B S 1-3 K ③		X 0-0 F8 ①		C C S 0-3 K ③		3	1	1	0	0	1	2
60 David Murphy, L (5, 8)										2	0	0	0	0	1	0
Mark Loretta, R (1, 4) OBP: 1.000, SLG: 1.000	B B X 2-0 25 G4-6-3 1-2 1B		X 0-0 ① 1B 1-2 2-H 1B		X 0-0 P4 ①	X 0-0 G5-3 ②			X 0-0 P4 ①	2	0	2	0	0	0	0
13 Zach Borowiak, R (4, 4)										3	0	0	0	0	0	0
Trot Nixon, L (1, 9) OBP: 0.500, SLG: 0.500	B X 1-0 F7 ①		X 0-0 ② 25 BB 1-2 2-H 1B		B C B B B 4-1 67 78 1B BB	C C C 0-3 K ③			X 0-0 F8 ②	2	0	1	1	0	0	2
Brandon Moss, L (4, 9)										2	1	0	0	1	1	0
25 Mike Lowell, R (1, 5)	B X 1-0 G4-6-3 ②③ 1-2f		B B B B 4-0 1-2 BB		B B B B 4-0 24 BB 78 1B 1-2 1B BB		X 0-0 FC4-6 1B		C B S S B S 2-3 K ③	1	0	0	0	1	0	2
67 Rodney Nye, R (4, 5) OBP: 0.750, SLG: 0.500										1	1	1	0	1	0	0
53 Ronald Calloway, L (9, PH) OBP: 0.200, SLG: 0.400										1	0	0	0	0	1	0
20 Kevin Youkilis, R (1, 3)		X 0-0 ① L7	C S S 0-3 ③ K		B F B S B X 3-2 24 BB 1-2 2-H 1B		C C B S 1-3 K ①			2	0	0	0	0	1	2
78 Josh Pressley, L (4, 3) OBP: 0.333, SLG: 0.333										2	1	1	1	0	1	1
Josh Bard, S (1, 2)		X 0-0 ② G6-3		B B B B 4-0 83 E BB	B B B B 4-0 1B 64 1B 1-2 2-3 BB		C C S 0-3 K ②			1	0	0	0	1	0	0
24 Dusty Brown, R (5, 2) OBP: 0.667, SLG: 1.000										0	1	0	0	1	0	0
63 Luis Jimenez, L (7, PH)										1	0	0	0	0	1	1
59 Trent Durrington, R (8, 2)										0	0	0	0	0	0	0
Alex Gonzalez, R (1, 6)		B B B B 4-0 BB	X 0-0 F7 ①	C X 0-1 64 1B 1-3 2-H 3-H 1B		X 0-0 FC4-6 ③ 1-2f				1	0	0	0	1	0	1
Alejandro Machado, S (5, 6) OBP: 0.750, SLG: 0.667										2	1	1	2	0	0	1
64 Tyler Minges, R (1, 10) OBP: 0.250, SLG: 0.250		C S S 0-3 ③ K	C S S 0-3 ② K	X 0-0 83 G3-6-3 2-H 3-H 1B			B B C B X 3-1 ① F9			4	0	1	2	0	2	2
83 Luke Allen, L (1, 7) OBP: 0.500, SLG: 0.250			B B B B 4-0 2 1B 1B BB	B 1 SAFE B B B 4-0 1-2 BB	C C X 0-2 ②③ G3-6-3 1-2f			X 0-0 ② G3-1		2	0	0	0	2	0	1
Inning Stats	R: 0 E: 1 K: 0 S: 6 H: 1 LOB: 1 BB: 0 P: 12	R: 0 E: 0 K: 1 S: 5 H: 0 LOB: 1 BB: 1 P: 9	R: 1 E: 0 K: 1 S: 6 H: 3 LOB: 2 BB: 2 P: 14	R: 0 E: 1 K: 2 S: 7 H: 0 LOB: 2 BB: 2 P: 16	R: 5 E: 0 K: 0 S: 11 H: 3 LOB: 0 BB: 3 P: 26	R: 0 E: 0 K: 1 S: 5 H: 0 LOB: 0 BB: 0 P: 5	R: 0 E: 0 K: 2 S: 8 H: 1 LOB: 1 BB: 0 P: 9	R: 0 E: 0 K: 1 S: 6 H: 0 LOB: 0 BB: 0 P: 9	R: 0 E: 0 K: 1 S: 5 H: 0 LOB: 0 BB: 0 P: 7	1B: 8 2B: 0 3B: 0 HR: 0	SF: 0 SAC: 0 DP: 2 HBP: 0						

livebaseballscorecards.com

AB	32
R	6
H	8
RBI	6
BB	8
SO	9
LOB	15

WP: 0 PB: 0 SB: 0 CS: 0 PA: 40

PITCHER		IP	WLS	BF	H	R	ER	SO	BB	IBB	HBP	BLK	WP	HR	S	P	ERA	WHIP
18 Sean Burnett, L ERA:	(1, 1)	1.0		4	1	0	0	0	0	0	0	0	0	0	6	12	0.00	1.000
24 Tom Gorzelanny, L ERA: 5.4	(2, 1)	1.2		9	3	1	1	1	3	0	0	0	0	0	8	20	5.40	3.600
67 Jorge Vasquez, R ERA: 10.8	(3, 1)	1.2		9	0	2	2	3	4	0	0	0	0	0	12	29	10.80	2.400
34 John Grabow, L ERA: 16.2	(5, 1)	1.2		8	3	3	3	1	1	0	0	0	0	0	14	21	16.20	2.400
73 Ron Chiavacci, R ERA:	(7, 1)	1.0		4	1	0	0	2	0	0	0	0	0	0	8	9	0.00	1.000

PITCHER		IP	WLS	BF	H	R	ER	SO	BB	IBB	HBP	BLK	WP	HR	S	P	ERA	WHIP
Michael Gonzalez, L ERA:	(8, 1)	1.0	W	3	0	0	0	1	0	0	0	0	0	0	6	9	0.00	0.000
63 Matt Whiteside, R ERA:	(9, 1)	1.0	S	3	0	0	0	1	0	0	0	0	0	0	5	7	0.00	0.000

Pittsburgh Pirates @ Detroit Tigers

Joker Marchant Stadium, Lakeland, FL

Sun Mar 05 2006, 1:05 PM EST

Att. 4,832 - Sunny - 73 F

livebaseballscorecards.com

Batter	1	2	3	4	5	6	7	8	9	AB	R	H	RBI	BB	SO	LOB
10 Rajai Davis, R (1, 8) (6, 9) OBP: 0.200, SLG: 0.222	S S S 0-3 ① K	B X 1-0 ③ F8 1-2				X 0-0 ① B3	X 0-0 ③ G4-3			4	0	0	0	0	1	4
13 Nate McLouth, L (1, 7) OBP: 0.444, SLG: 0.429 65 Ray Sadler, R (6, 7) OBP: 0.500, SLG: 0.571	B B B B 4-0 12 K BB	X 0-0 E6 12 G1-3 1B				X 0-0 1B 1B	S S S 0-3 ① K			2 1	1 0	1 0	0 0	1 0	0 1	0 0
12 Freddy Sanchez, R (1, 6) OBP: 0.300, SLG: 0.222 3 Javier Guzman, S (6, 6)	B S S S 1-3 ② ③ K 1-2	X 0-0 ① G1-3 1-2				X 0-0 ② F9	X 0-0 ② G4-3			3 1	0 0	0 0	0 0	0 0	1 0	3 0
Sean Casey, L (1, 3) OBP: 0.600, SLG: 0.800 62 Andrew McCutchen, R (6, 8) OBP: 0.300, SLG: 0.222		X 0-0 ① G3-1		X 0-0 2-H 1B		X 0-0 1-3 1B		X 0-0 ③ P3		3 1	0 0	2 0	1 0	0 0	0 0	0 0
Craig Wilson, R (1, 9) (6, 3) OBP: 0.182, SLG: 0.455		X 0-0 ② G5-3		X 0-0 ② F9			X 0-0 ① P3		X 0-0 ① F9	4	0	0	0	0	0	1
Joe Randa, R (1, 5) OBP: 0.200, SLG: 0.200 53 Mike Edwards, R (7, PR) (7, 5) OBP: 0.455, SLG: 0.286		X 0-0 ③ G5-3		X 0-0 ③ P4			X 0-0 BB 11 BB 1B		X 0-0 ② P6	3 1	0 0	1 0	0 0	0 0	0 0	1 0
Brad Eldred, R (1, 10) OBP: 0.300, SLG: 0.500			X 0-0 ① F7		C C C 0-3 ① K		X 0-0 ② F7		X 0-0 ③ F9	4	0	0	0	0	1	1
11 Humberto Cota, R (1, 2) 80 Steven Lerud, L (7, 2)			X 0-0 ② P4		X 0-0 ② G5-3		B B B B 4-0 BB 1-2 BB			2 0	0 0	0 0	0 0	1 0	0 0	0 0
13 J.J. Furmaniak, R (1, 4) Craig Stansberry, R (6, 4) OBP: 1.000, SLG: 2.500			H 1-0 10 S HBP		X 0-0 ③ G6-3		B B B B 4-0 1-2 2-3 BB			1 0	0 0	0 0	0 0	0 1	0 0	0 0
Inning Stats	R: 0 E: 0 K: 2 S: 6 H: 0 LOB: 1 BB: 1 P: 11	R: 0 E: 0 K: 0 S: 3 H: 0 LOB: 0 BB: 0 P: 3	R: 0 E: 0 K: 0 S: 3 H: 0 LOB: 1 BB: 0 P: 5	R: 1 E: 1 K: 0 S: 5 H: 1 LOB: 1 BB: 0 P: 5	R: 0 E: 0 K: 1 S: 5 H: 0 LOB: 0 BB: 0 P: 5	R: 0 E: 0 K: 0 S: 4 H: 2 LOB: 2 BB: 0 P: 4	R: 0 E: 0 K: 0 S: 4 H: 1 LOB: 3 BB: 2 P: 12	R: 0 E: 0 K: 1 S: 5 H: 0 LOB: 0 BB: 0 P: 5	R: 0 E: 0 K: 0 S: 3 H: 0 LOB: 0 BB: 0 P: 3	1B: 4 2B: 0 3B: 0 HR: 0	SF: 0 SAC: 0 DP: 0 HBP: 1						

TOP

AB	30
R	1
H	4
RBI	1
BB	3
SO	4
LOB	10

WP: 0 PB: 0 SB: 1 CS: 0 PA: 34

PITCHER		IP	WLS	BF	H	R	ER	SO	BB	IBB	HBP	BLK	WP	HR	S	P	ERA	WHIP
38 Jeremy Bonderman, R ERA:	(1, 1)	2.0		6	0	0	0	2	1	0	0	0	0	0	9	14	0.00	0.500
53 Jordan Tata, R ERA: 6.0	(3, 1)	3.0		12	1	1	0	1	0	0	1	0	0	0	13	15	0.00	0.333
Chad Durbin, R ERA:	(6, 1)	2.0	W	10	3	0	0	0	2	0	0	0	0	0	8	16	0.00	2.500
Frankie De La Cruz, R ERA:	(8, 1)	1.0	H	3	0	0	0	1	0	0	0	0	0	0	5	5	0.00	0.000
Chris Spurling, R ERA:	(9, 1)	1.0	S	3	0	0	0	0	0	0	0	0	0	0	3	3	0.00	0.000

PITCHER	IP	WLS	BF	H	R	ER	SO	BB	IBB	HBP	BLK	WP	HR	S	P	ERA	WHIP

Batter	1	2	3	4	5	6	7	8	9	AB	R	H	RBI	BB	SO	LOB
Nook Logan, S (1, 8)	BBBB 4-0 28 L1-6 28 S BB		x 0-0 B1-3 ①		x 0-0 F9 ③		x 0-0 F7 ②			3	0	0	0	1	0	1
28 Curtis Granderson, L (1, 9) OBP: 0.545, SLG: 0.333 Reggie Taylor, L (7, 9) OBP: 0.375, SLG: 0.750	C x 0-1 L1-6 ①② 1-2		SSS 0-3 K ②			BBBB 4-0 E WP BB	x 0-0 P5 ③			2 1	1 0	0 0	0 0	1 0	1 0	1 1
31 Chris Shelton, R (1, 10) OBP: 0.400, SLG: 1.000	x 0-0 1B 2B		x 0-0 F8 ③			x 0-0 F8 ①		SSS 0-3 K ①		4	1	1	0	0	1	1
Carlos Pena, L (1, 3) 70 Josh Phelps, R (7, 3) OBP: 0.500, SLG: 0.875	BBBB 4-0 1B BB			x 0-0 F7 ①		BBBB 4-0 CS 1-H BB		x 0-0 G3 ②		1 1	0 0	0 0	0 0	2 0	0 0	0 0
Don Kelly, L (1, 6) OBP: 0.273, SLG: 0.111 20 Omar Infante, R (9, 6) OBP: 1.000, SLG: 1.500	x 0-0 1-2 2-H 1B			BBB 4-0 33 FC6-4 BB		BBBB 4-0 ② 67 HR 1-2 BB		x 0-0 G3-1 ③		2 0	1 0	1 0	1 0	2 0	0 0	0 0
67 Mike Hessman, R (1, 5) OBP: 0.143, SLG: 0.571	SSS 0-3 K ③			x 0-0 F8 ②		x 0-0 1-H HR				3	1	1	2	0	1	3
33 Marcus Thames, R (1, 7) OBP: 0.400, SLG: 0.375 24 Brent Clevlen, R (8, 7) OBP: 0.750, SLG: 0.800		SSS 0-3 K ①		x 0-0 FC6-4 ③ 1-2f		x 0-0 F9 ③				3 0	0 0	0 0	0 0	0 0	1 0	1 0
13 Vance Wilson, R (1, 2) OBP: 0.167, SLG: 0.167 78 Brian Peterson, R (7, 2) OBP: 0.667, SLG: 1.000		SSS 0-3 K ②			x 0-0 F7 ①		x 0-0 39 SH3 2B			2 1	0 0	0 1	0 0	0 0	1 0	0 0
39 Ramon Santiago, S (1, 4)		x 0-0 P4 ③			CCC 0-3 K ②		x 0-0 SH3 ① 2-3			2	0	0	0	0	1	0
Inning Stats	R: 1 E: 0 K: 1 S: 7 H: 2 LOB: 2 BB: 2 P: 15	R: 0 E: 0 K: 2 S: 7 H: 0 LOB: 0 BB: 0 P: 7	R: 0 E: 0 K: 1 S: 5 H: 0 LOB: 0 BB: 0 P: 5	R: 0 E: 0 K: 0 S: 3 H: 0 LOB: 1 BB: 1 P: 7	R: 0 E: 0 K: 1 S: 5 H: 0 LOB: 0 BB: 0 P: 5	R: 3 E: 0 K: 0 S: 3 H: 1 LOB: 0 BB: 3 P: 15	R: 0 E: 0 K: 0 S: 4 H: 1 LOB: 1 BB: 0 P: 4	R: 0 E: 0 K: 1 S: 5 H: 0 LOB: 0 BB: 0 P: 5		1B: 1 2B: 3 3B: 0 HR: 1	SF: 0 SAC: 1 DP: 1 HBP: 0			WP: 1 PB: 0 SB: 1 CS: 1	PA: 32	

PITCHER		IP	WLS	BF	H	R	ER	SO	BB	IBB	HBP	BLK	WP	HR	S	P	ERA	WHIP
24 Brandon Duckworth, R ERA: 3.0	(1, 1)	2.0		9	2	1	1	3	2	0	0	0	0	0	14	22	4.50	2.000
45 Ian Snell, R ERA:	(3, 1)	2.0		7	0	0	0	1	1	0	0	0	0	0	8	12	0.00	0.500
54 Jonah Bayliss, R ERA: 13.5	(5, 1)	2.0	L	9	1	3	3	1	3	0	0	0	1	1	8	20	13.50	2.000
44 Josh Sharpless, R ERA:	(7, 1)	1.0		4	1	0	0	0	0	0	0	0	0	0	4	4	0.00	1.000
27 Terry Adams, R ERA:	(8, 1)	1.0		3	0	0	0	1	0	0	0	0	0	0	5	5	0.00	0.000

PITCHER	IP	WLS	BF	H	R	ER	SO	BB	IBB	HBP	BLK	WP	HR	S	P	ERA	WHIP

BOTTOM

Pittsburgh Pirates @ Detroit Tigers

Joker Marchant Stadium, Lakeland, FL

Sun Mar 05 2006, 1:05 PM EST

Att. 4,832 - Sunny - 73 F

livebaseballscorecards.com

AB	25
R	4
H	4
RBI	3
BB	6
SO	6
LOB	8

Batter	1	2	3	4	5	6	7	8	9	AB	R	H	RBI	BB	SO	LOB
Shannon Stewart, R (1, 7) OBP: 0.333, SLG: 0.375	E6 38 1B		38 G4-3 5 1B 2B	G5-3		BB		38 L4-3 1B		3	1	1	0	0	0	1
J.D. Durbin, R (4, 1)										0	0	0	0	0	0	0
Garrett Jones, L (6, PH) OBP: 0.400, SLG: 0.556										0	0	0	0	1	0	0
41 Chris Heintz, R (6, 2) OBP: 0.333, SLG: 0.333										1	0	1	0	0	0	0
38 Luis Antonio Rodriguez, S (3, 4) OBP: 0.182, SLG: 0.182	5 G6-4-3 1-2 1B		G4-3 2-3		G3-1	F7		L4-3 1-1		5	0	1	0	0	0	4
84 Kevin Cameron, R (8, 1)										0	0	0	0	0	0	0
7 Joe Mauer, L (1, 2) OBP: 0.444, SLG: 0.714	F7		BB		5 1B 2B BB	F7			BB	2	1	0	0	2	0	4
17 Pat Neshek, S (6, 1)										0	0	0	0	0	0	0
53 Luis Maza, R (8, 4) OBP: 0.400, SLG: 0.500										0	0	0	0	1	0	0
5 Michael Cuddyer, R (1, 9) OBP: 0.667, SLG: 0.714	G6-4-3 1-2f		1-3 3-H 1B		S 1-3 2B 1B		G1-3		FC6 1-2f	3	0	2	1	0	0	2
56 Andres Torres, S (5, PR) OBP: 0.250, SLG: 0.250										2	1	0	0	0	0	1
(5, 9)																
Terry Tiffee, S (1, 3) OBP: 0.462, SLG: 0.615		G4-3	P6		1-H 3-H 2B		G6-3 1B 2B		F8	5	1	2	2	0	0	3
Tony Batista, R (1, 5) OBP: 0.111, SLG: 0.111		FC5-4 1B	G5-3		P4		G6-3 2-3		F9	4	0	1	0	0	0	5
61 Tommy Watkins, R (7, 5)										1	0	0	0	0	0	1
Jason Tyner, L (1, 8) OBP: 0.400, SLG: 0.400										4	0	1	1	0	1	3
Denard Span, L (7, 8) OBP: 0.714, SLG: 0.500		FC5-4 8 1B 1-2f		G1-3	K		8 S 1B 3-H			0	0	0	0	0	0	0
8 Nick Punto, S (1, 6) OBP: 0.462, SLG: 0.364						11 G3 11 S 1B	G4-3 1-2			4	0	3	0	0	0	1
60 Glen Perkins, L (1, 1)		K		K		G3 1-3		G6-3		0	0	0	0	0	0	0
Korey Feiner, R (2, PH)										1	0	0	0	0	1	2
Willie Eyre, R (2, 1)										0	0	0	0	0	0	0
11 Josh Rabe, R (4, PH) OBP: 0.111, SLG: 0.222										3	0	0	0	0	1	2
(4, 7)																
Inning Stats	R: 0 E: 1 K: 0 S: 4 H: 1 LOB: 1 BB: 0 P: 4	R: 0 E: 0 K: 1 S: 7 H: 2 LOB: 2 BB: 0 P: 7	R: 1 E: 0 K: 0 S: 5 H: 2 LOB: 2 BB: 1 P: 9	R: 0 E: 0 K: 1 S: 6 H: 1 LOB: 1 BB: 0 P: 6	R: 2 E: 0 K: 1 S: 8 H: 2 LOB: 2 BB: 1 P: 12	R: 0 E: 0 K: 0 S: 5 H: 1 LOB: 2 BB: 1 P: 9	R: 1 E: 0 K: 0 S: 6 H: 2 LOB: 1 BB: 0 P: 6	R: 0 E: 0 K: 0 S: 3 H: 1 LOB: 0 BB: 0 P: 3	R: 0 E: 0 K: 0 S: 3 H: 0 LOB: 1 BB: 1 P: 7	1B: 9 2B: 4 3B: 0 HR: 0 SF: 0 SAC: 0 DP: 2 HBP: 0						

TOP

Minnesota Twins @ Pittsburgh Pirates

McKechnie Field, Bradenton, FL

Mon Mar 06 2006, 1:05 PM EST

Att. 3,816 - Partly Cloudy - 72 F

livebaseballscorecards.com

AB	38
R	4
H	12
RBI	4
BB	4
SO	3
LOB	29

WP: 0 PB: 0 SB: 3 CS: 0 PA: 42

PITCHER		IP	WLS	BF	H	R	ER	SO	BB	IBB	HBP	BLK	WP	HR	S	P	ERA	WHIP
Victor Santos, R ERA: 2.08	(1, 1)	2.1		13	5	1	1	1	1	0	0	0	0	0	14	18	3.86	2.571
55 Matt Capps, R ERA:	(3, 1)	0.2		2	0	0	0	0	0	0	0	0	0	0	2	2	0.00	0.000
22 Ryan Vogelsong, R ERA: 5.4	(4, 1)	3.0		15	4	2	2	2	2	0	0	0	0	0	19	27	6.00	2.000
70 Matt Peterson, R ERA: 9.0	(7, 1)	1.0	B	5	2	1	1	0	0	0	0	0	0	0	6	6	9.00	2.000
78 Nerio Rodriguez, R ERA:	(8, 1)	1.0	W	3	1	0	0	0	0	0	0	0	0	0	3	3	0.00	1.000

PITCHER		IP	WLS	BF	H	R	ER	SO	BB	IBB	HBP	BLK	WP	HR	S	P	ERA	WHIP
Mike Johnston, L ERA:	(9, 1)	1.0	S	4	0	0	0	0	1	0	0	0	0	0	3	7	0.00	1.000

Batter	1	2	3	4	5	6	7	8	9	AB	R	H	RBI	BB	SO	LOB
6 Chris Duffy, L (1, 8) OBP: 0.333, SLG: 0.273 62 Andrew McCutchen, R (6, 8) OBP: 0.273, SLG: 0.200	H 1-0 19 S HR HBP	X 0-0 ② G6-3	X 0-0 ③ G3-1			S S S 0-3 ① ② K 1-2				2 1	1 0	0 0	0 0	0 0	0 1	0 1
19 José Bautista, R (1, 5) OBP: 0.417, SLG: 0.500 64 Jason Alfaro, R (6, 5) OBP: 0.667, SLG: 0.500	B B B 3-0 1-2 HR BB	X 0-0 1B			B B B 4-0 2B BB		X 0-0 ③ F7			1 1	1 0	1 0	0 0	2 0	0 0	0 0
Jose Castillo, R (1, 4) OBP: 0.500, SLG: 1.000 Craig Stansberry, R (6, 4) OBP: 0.750, SLG: 1.667	X 0-0 1-H 2-H HR	S S S 0-3 ③ K			S S S 0-3 ① K			X 0-0 ① G6-3		3 1	1 0	1 0	3 0	0 0	2 0	2 0
Jeromy Burnitz, L (1, 9) OBP: 0.600, SLG: 1.600 65 Ray Sadler, R (5, PR) OBP: 0.556, SLG: 1.000 (6, 9)	X 0-0 G4-6-3 2B		X 0-0 HR		X 0-0 ② 1-H 2B			X 0-0 HR		3 1	1 1	3 1	1 1	0 0	0 0	0 0
41 Ryan Doumit, S (1, 2) OBP: 0.556, SLG: 0.833 80 Steven Lerud, L (6, 2) Mike Johnston, L (9, 1)	B B B B 4-0 G4-6-3 BB		S S C 0-3 ① K		X 0-0 ③ G3			S S S 0-3 ② K		2 1 0	0 0 0	0 0 0	0 0 0	1 0 0	1 1 0	1 0 0
José Hernández, R (1, 3) OBP: 0.222, SLG: 0.125	X 0-0 ① ② G4-6-3 1-2f 2-3		X 0-0 E5 G4-6-3			X 0-0 ① G6-3		S S S 0-3 ③ K		4	0	0	0	0	1	2
Jody Gerut, L (1, 7) OBP: 0.500, SLG: 0.286	B B B B 4-0 76 FC5-4 BB		X 0-0 ② ③ G4-6-3 1-2f			X 0-0 76 G6-4-3 1B				2	0	1	0	1	0	1
76 Gookie Dawkins, R (1, 6) 70 Matt Peterson, R (7, 1) 78 Nerio Rodriguez, R (8, 1) 78 Carlos Maldonado, R (9, 2) OBP: 0.500, SLG: 2.000	X 0-0 ③ FC5-4 1-2f			X 0-0 ① L4		X 0-0 ② ③ G6-4-3 1-2f				3 0 0 0	0 0 0 0	0 0 0 0	0 0 0 0	0 0 0 0	0 0 0 0	3 0 0 0
Victor Santos, R (1, 1) 55 Matt Capps, R (3, 1) 22 Ryan Vogelsong, R (4, 1) 13 J.J. Furmaniak, R (7, 6)		S S S 0-3 ① K		S S S 0-3 ② K			H 1-0 62 CS HBP			1 0 1 0	0 0 0 0	0 0 0 0	0 0 0 0	0 0 0 0	1 0 1 0	0 0 0 0
Inning Stats	R: 3 H: 2 E: 0 LOB: 2 K: 0 BB: 3 S: 4 P: 16	R: 0 H: 1 E: 0 LOB: 1 K: 2 BB: 0 S: 8 P: 8	R: 1 H: 1 E: 1 LOB: 0 K: 1 BB: 0 S: 6 P: 6	R: 0 H: 0 E: 0 LOB: 0 K: 1 BB: 0 S: 5 P: 5	R: 0 H: 1 E: 0 LOB: 1 K: 1 BB: 1 S: 5 P: 9	R: 0 H: 1 E: 0 LOB: 0 K: 0 BB: 0 S: 3 P: 3	R: 0 H: 0 E: 0 LOB: 0 K: 1 BB: 0 S: 4 P: 5	R: 1 H: 1 E: 0 LOB: 0 K: 2 BB: 0 S: 8 P: 8		1B: 2 SF: 0 2B: 2 SAC: 0 3B: 0 DP: 3 HR: 3 HBP: 2						WP: 0 PA: 33 PB: 0 SB: 1 CS: 1	

PITCHER		IP	WLS	BF	H	R	ER	SO	BB	IBB	HBP	BLK	WP	HR	S	P	ERA	WHIP
60 Glen Perkins, L ERA: 9.0	(1, 1)	1.0		8	2	3	3	0	3	0	1	0	0	1	4	16	27.00	5.000
Willie Eyre, R ERA: 4.5	(2, 1)	2.0		8	2	1	1	3	0	0	0	0	0	1	14	14	4.50	1.000
J.D. Durbin, R ERA: 15.0	(4, 1)	2.0		7	1	0	0	2	1	0	0	0	0	0	10	14	0.00	1.000
17 Pat Neshek, R ERA:	(6, 1)	2.0		6	1	0	0	1	0	0	1	0	0	0	7	8	0.00	0.500
84 Kevin Cameron, R ERA: 3.0	(8, 1)	1.0	L	4	1	1	1	2	0	0	0	0	0	1	8	8	9.00	1.000

PITCHER	IP	WLS	BF	H	R	ER	SO	BB	IBB	HBP	BLK	WP	HR	S	P	ERA	WHIP

BOTTOM

Minnesota Twins @ Pittsburgh Pirates

McKechnie Field, Bradenton, FL

Mon Mar 06 2006, 1:05 PM EST
Att. 3,816 - Partly Cloudy - 72 F

livebaseballscorecards.com

AB	27
R	5
H	7
RBI	5
BB	4
SO	8
LOB	10

Atlanta Braves @ Pittsburgh Pirates

McKechnie Field, Bradenton, FL

Tue Mar 07 2006, 1:05 PM EST

Att. 5,371 - Sunny - 71 F

TOP

livebaseballscorecards.com

Batter	1	2	3	4	5	6	7	8	9	AB	R	H	RBI	BB	SO	LOB
64 Cesar Crespo, S (1, 7)	S S C 0-3 K	X 0-0 F8		B B B B 4-0 S 1-3 BB			X 0-0 G6-3 ①		S S S 0-3 K ①	3	0	0	0	1	1	1
76 Onil Joseph, S (7, 7) OBP: 0.500, SLG: 0.500										1	0	0	0	0	1	0
Ryan Langerhans, L (1, 8) OBP: 0.500, SLG: 0.500	X 0-0 G4-3 ②		X 0-0 76 1B 2B	B X 1-0 SF8 ② 1-2 3-H			X 0-0 66 G6-3 3B		X 0-0 G2-3 ②	2	1	1	1	0	0	0
90 Brandon Jones, L (4, 8) OBP: 0.333, SLG: 0.833										2	1	1	0	0	0	0
16 Brian McCann, L (1, 2) OBP: 0.167, SLG: 0.167	X 0-0 76 BB 2B 1B		S S S 0-3 K ①	S S C 0-3 K ③			X 0-0 G6-3 ② 3-H		X 0-0 F7 ③	3	1	1	0	0	2	2
54 Brad Baker, R (4, 1)										0	0	0	0	0	0	0
John Foster, L (6, 1)										0	0	0	0	0	0	0
66 Jarrod Saltalamacchia, S (7, PH) OBP: 0.188, SLG: 0.375										1	0	0	1	0	0	0
Travis Smith, R (7, 1)										0	0	0	0	0	0	0
Todd Pratt, R (9, PH) OBP: 0.444, SLG: 0.625										1	0	0	0	0	0	0
76 J.J. Jurries, R (1, 3) OBP: 0.667, SLG: 0.800	B B B B 4-0 2B 1-2 BB	X 0-0 1B 2-H 1B			H 1-0 58 G6-4-3 HBP		S S S 0-3 K ③			2	0	1	1	1	1	0
Wilson Betemit, S (1, 5) OBP: 0.444, SLG: 0.667	X 0-0 1-3 2-H 2B	X 0-0 1-2 1B			S S S 0-3 K ①			B B B B 4-0 58 2B G6-3 BB		3	0	2	1	0	1	1
24 Martín Prado, R (5, 5) OBP: 0.214, SLG: 0.231										0	1	0	0	1	0	0
58 David Kelton, R (1, 9) OBP: 0.250, SLG: 0.333	S S C 0-3 K ③		S S C 0-3 K ②		X 0-0 ② ③ G6-4-3 1-2f			X 0-0 G6-3 1-3 2B		4	0	1	0	0	2	5
Grégor Blanco, L (8, 9)										0	0	0	0	0	0	0
Tony Pena Jr., R (1, 6) OBP: 0.333, SLG: 0.455		X 0-0 67 G4-3 1B	X 0-0 ③ G1-3			X 0-0 ① G3		X 0-0 ① G6-3 2-3 3-H		4	0	1	1	0	0	3
67 Jonathan Schuerholz, R (1, 4) OBP: 0.273, SLG: 0.500		X 0-0 ① ② G4-3 1-2f		X 0-0 E6 64 E SF8		X 0-0 ② G5-3		S S C 0-3 K ②		4	1	0	0	0	1	2
36 Chuck James, L (1, 1) OBP: 1.000, SLG: 1.000		X 0-0 1B		S S C 0-3 K ①		X 0-0 ③ G6-3		X 0-0 ③ G6-3		1	0	1	0	0	0	0
Mike Remlinger, L (3, 1)										0	0	0	0	0	0	0
57 Michael Ryan, L (4, PH) OBP: 0.333, SLG: 0.200										1	0	0	0	0	1	1
8 Brayan Peña, S (4, 2) OBP: 0.286, SLG: 0.286										2	0	0	0	0	0	1

	AB	34
	R	5
	H	9
	RBI	5
	BB	3
	SO	10
	LOB	16

Inning Stats																								
	R: 1	H: 2	R: 0	H: 2	R: 1	H: 3	R: 1	H: 0	R: 0	H: 0	R: 0	H: 0	R: 1	H: 1	R: 1	H: 1	R: 0	H: 0	1B: 5	SF: 1	WP: 0	PA: 39
	E: 0	LOB: 2	E: 0	LOB: 1	E: 0	LOB: 2	E: 1	LOB: 1	E: 0	LOB: 0	E: 0	LOB: 0	E: 0	LOB: 0	E: 0	LOB: 1	E: 0	LOB: 0	2B: 3	SAC: 0	PB: 0	
	K: 2	BB: 1	K: 0	BB: 0	K: 2	BB: 0	K: 2	BB: 1	K: 1	BB: 0	K: 0	BB: 0	K: 1	BB: 0	S: 6	BB: 1	K: 1	BB: 0	3B: 1	DP: 2	SB: 1	
	S: 9	P: 13	S: 4	P: 4	S: 10	P: 10	S: 8	P: 13	S: 4	P: 5	S: 3	P: 3	S: 6	P: 6	S: 6	P: 10	S: 5	P: 5	HR: 0	HBP: 1	CS: 0	

PITCHER		IP	WLS	BF	H	R	ER	SO	BB	IBB	HBP	BLK	WP	HR	S	P	ERA	WHIP
57 Zach Duke, L	(1, 1)	3.0		16	7	2	2	4	1	0	0	0	0	0	23	27	6.00	2.667
ERA: 5.4																		
56 Britt Reames, R	(4, 1)	3.0	W	11	0	1	0	3	1	0	1	0	0	0	15	21	0.00	0.333
ERA:																		
34 John Grabow, L	(7, 1)	1.0		4	1	1	1	1	0	0	0	0	0	0	6	6	9.00	1.000
ERA: 13.5																		
Michael Gonzalez, L	(8, 1)	1.0		5	1	1	1	1	1	0	0	0	0	0	6	10	9.00	2.000
ERA: 4.5																		
73 Ron Chiavacci, R	(9, 1)	1.0		3	0	0	0	1	0	0	0	0	0	0	5	5	0.00	0.000
ERA:																		

PITCHER	IP	WLS	BF	H	R	ER	SO	BB	IBB	HBP	BLK	WP	HR	S	P	ERA	WHIP

Atlanta Braves @ Pittsburgh Pirates

McKechnie Field, Bradenton, FL

Tue Mar 07 2006, 1:05 PM EST

Att. 5,371 - Sunny - 71 F

BOTTOM

Batter	1	2	3	4	5	6	7	8	9	AB	R	H	RBI	BB	SO	LOB
10 Rajai Davis, R (1, 8) OBP: 0.200, SLG: 0.286	S S S 0-3 K ①		x 0-0 L4 ①		x 0-0 3 G3 12 SF9 2B	x 0-0 G4-3 ①		x 0-0 P3 ③		5	1	1	0	0	1	1
3 Javier Guzman, S (1, 6) 34 John Grabow, L (7, 1) Michael Gonzalez, R (8, 1) 73 Ron Chiavacci, R (9, 1)	x 0-0 P6 ②		x 0-0 FC6-4 ② 1-2f		x 0-0 G3 ① 2-3	S S C 0-3 K ②				4 0 0 0	0 0 0 0	0 0 0 0	0 0 0 0	0 0 0 0	1 0 0 0	2 0 0 0
12 Freddy Sanchez, R (1, 4) OBP: 0.231, SLG: 0.182 Craig Stansberry, R (6, 4) OBP: 0.600, SLG: 1.250	x 0-0 F8 ③		x 0-0 F8 ③		x 0-0 SF9 ② 3-H	S S S 0-3 K ③				2 1	0 0	0 0	1 0	0 0	0 1	1 0
Craig Wilson, R (1, 9) OBP: 0.286, SLG: 0.571 53 Mike Edwards, R (6, 7) OBP: 0.417, SLG: 0.250		S S S 0-3 K ①		x 0-0 2B 2B	x 0-0 19 HR 1B		x 0-0 G6-3 ①			3 1	2 0	2 0	0 0	0 0	1 0	0 0
Joe Randa, R (1, 5) OBP: 0.429, SLG: 0.714 19 José Bautista, R (5, PH) OBP: 0.500, SLG: 0.917 (6, 5)		x 0-0 G4-3 65 1B 2B	x 0-0 HR 2-H 2B	x 0-0 1-H HR			x 0-0 2B			2 2	2 1	2 2	1 2	0 0	0 0	0 0
Brad Eldred, R (1, 3) OBP: 0.286, SLG: 0.667		x 0-0 G4-3 ② 2-3	x 0-0 HR 2-H	x 0-0 F7 ③			x 0-0 G5-3 ②			4	1	1	2	0	0	2
65 Ray Sadler, R (1, 7) OBP: 0.583, SLG: 0.909 (6, 9) 13 J.J. Furmaniak, R (7, 6)		x 0-0 78 FC4-6 3-H 1B	x 0-0 F8 ①			x 0-0 66 E 66 2B 1B	x 0-0 G6-3 ③			3 1	1 0	2 0	1 0	0 0	0 0	0 1
78 Carlos Maldonado, R (1, 2) OBP: 0.250, SLG: 1.000 66 Paul Chiaffredo, R (6, 2) OBP: 0.600, SLG: 1.000		x 0-0 FC4-6 ③ 1-2f	x 0-0 G5-3 ②			S x 0-1 13 HR 1-H 2B		x 0-0 P4 ①		2 2	0 1	0 1	0 1	0 0	0 0	1 0
57 Zach Duke, L (1, 1) 64 Jason Alfaro, R (3, PH) OBP: 0.750, SLG: 0.500 56 Britt Reames, R (4, 1) 13 Nate McLouth, L (6, PH) OBP: 0.455, SLG: 0.778 (7, 9)			B B B B 4-0 3 FC6-4 BB	x 0-0 G6-3 ③		x 0-0 2-H HR		x 0-0 G3 ②		0 0 1 2	0 0 0 1	0 0 0 1	0 0 0 2	0 1 0 0	0 0 0 0	0 0 0 0
Inning Stats	R: 0 E: 0 K: 1 S: 5 H: 0 LOB: 0 BB: 0 P: 5	R: 1 E: 0 K: 1 S: 7 H: 2 LOB: 1 BB: 0 P: 7	R: 0 E: 0 K: 0 S: 3 H: 0 LOB: 1 BB: 1 P: 7	R: 3 E: 0 K: 0 S: 6 H: 3 LOB: 0 BB: 0 P: 6	R: 3 E: 0 K: 0 S: 6 H: 3 LOB: 0 BB: 0 P: 6	R: 3 E: 1 K: 2 S: 11 H: 3 LOB: 0 BB: 0 P: 11	R: 0 E: 0 K: 0 S: 4 H: 1 LOB: 1 BB: 0 P: 4	R: 0 E: 0 K: 0 S: 3 H: 0 LOB: 0 BB: 0 P: 3		1B: 3 2B: 6 3B: 0 HR: 3	SF: 1 SAC: 0 DP: 0 HBP: 0			WP: 0 PB: 0 SB: 0 CS: 0	PA: 37		

livebaseballscorecards.com

	AB	R	H	RBI	BB	SO	LOB
	35	10	12	10	1	4	8

PITCHER		IP	WLS	BF	H	R	ER	SO	BB	IBB	HBP	BLK	WP	HR	S	P	ERA	WHIP
36 Chuck James, L ERA: 2.7	(1, 1)	2.0		8	2	1	1	2	0	0	0	0	0	0	12	12	4.50	1.000
Mike Remlinger, L ERA: 16.2	(3, 1)	1.0		4	0	0	0	0	1	0	0	0	0	0	3	7	0.00	1.000
54 Brad Baker, R ERA: 16.2	(4, 1)	2.0	L	12	6	6	6	0	0	0	0	0	0	2	12	12	27.00	3.000
John Foster, L ERA: 13.5	(6, 1)	1.0		6	3	3	3	2	0	0	0	0	0	1	11	11	27.00	3.000
Travis Smith, R ERA: 6.75	(7, 1)	2.0		7	1	0	0	0	0	0	0	0	0	0	7	7	0.00	0.500

PITCHER	IP	WLS	BF	H	R	ER	SO	BB	IBB	HBP	BLK	WP	HR	S	P	ERA	WHIP

Pittsburgh Pirates @ Cincinnati Reds

Ed Smith Stadium, Sarasota, FL

Wed Mar 08 2006, 1:05 PM EST

Att. 2,553 - Sunny - 72 F

TOP

livebaseballscorecards.com

Batter	1	2	3	4	5	6	7	8	9	AB	R	H	RBI	BB	SO	LOB
6 Chris Duffy, L (1, 8) OBP: 0.333, SLG: 0.286	G6-3		L7		HR 1B		S HBP	G4-3		3	1	1	0	0	0	0
10 Rajai Davis, R (6, 8) OBP: 0.235, SLG: 0.267										1	0	0	0	0	0	1
Craig Stansberry, R (1, 4) OBP: 0.444, SLG: 1.125	G6-3		K		HR		K		L9	4	1	1	3	0	2	1
Dan Schwartzbauer, R (9, PH)										1	0	0	0	0	0	0
(9, 4)																
Sean Casey, L (1, 3) OBP: 0.571, SLG: 0.667	F7		WP HBP		G3-1		L4		L9	1	0	0	0	0	0	0
3 Javier Guzman, S (3, 6)									S BB	2	0	0	0	1	0	1
Craig Wilson, R (1, 9) OBP: 0.211, SLG: 0.421		G6-3	F8		P5		G4-3		K	5	0	0	0	0	1	3
(6, 3)																
Joe Randa, R (1, 5) OBP: 0.400, SLG: 0.600		FC6-4 1B		G1-3	P4			65 1B BB 66 FC9-6 BB	K	3	0	1	0	0	0	0
64 Jason Alfaro, R (5, 5) OBP: 0.667, SLG: 0.333										1	1	0	0	1	1	1
José Hernández, R (1, 6) OBP: 0.167, SLG: 0.091		FC6-4 11 BB 65 1B		K		G4-3		66 FC9-6 65 1B 68 SH1-4 BB		3	0	0	0	0	1	1
(3, 3)																
Rafael Alvarez, L (6, 9)										0	1	0	0	1	0	0
65 Ray Sadler, R (1, 7) OBP: 0.625, SLG: 0.857		11 BB 1B		BB		F9		66 FC9-6 1B		3	0	2	0	1	0	0
11 Humberto Cota, R (1, 2)										1	0	0	0	2	0	1
66 Paul Chiaffredo, R (6, 2) OBP: 0.500, SLG: 0.833		BB		P4		BB		FC9-6 68 SH1-4		1	0	0	1	0	0	2
24 Tom Gorzelanny, R (1, 1)										1	0	0	0	0	0	3
39 Marty McLeary, R (4, 1) OBP: 0.500, SLG: 0.500					6 1B HR					2	1	1	0	0	0	1
68 Scott Strickland, R (7, 1)		G6-3				F8		SH1-4		0	0	0	1	0	0	0

	AB	32
	R	5
	H	6
	RBI	5
	BB	6
	SO	5
	LOB	15

Inning Stats										
	R: 0 E: 0 K: 0 S: 3	H: 0 LOB: 0 BB: 0 P: 3	R: 0 E: 0 K: 0 S: 5	H: 2 LOB: 3 BB: 1 P: 9	R: 0 E: 0 K: 1 S: 5	H: 0 LOB: 0 BB: 0 P: 7	R: 0 E: 0 K: 1 S: 5	H: 0 LOB: 1 BB: 1 P: 9	R: 3 E: 0 K: 0 S: 6	H: 3 LOB: 0 BB: 0 P: 6
	R: 0 E: 0 K: 0 S: 3	H: 0 LOB: 1 BB: 1 P: 7	R: 0 E: 0 K: 1 S: 5	H: 0 LOB: 1 BB: 0 P: 7	R: 2 E: 0 K: 0 S: 4	H: 1 LOB: 1 BB: 2 P: 12	R: 0 E: 0 K: 2 S: 8	H: 0 LOB: 1 BB: 1 P: 12		

1B: 5	SF: 0	WP: 1	PA: 41
2B: 0	SAC: 1	PB: 0	
3B: 0	DP: 0	SB: 2	
HR: 1	HBP: 2	CS: 0	

PITCHER		IP	WLS	BF	H	R	ER	SO	BB	IBB	HBP	BLK	WP	HR	S	P	ERA	WHIP
48 Mike Gosling, L ERA:	(1, 1)	3.0		13	2	0	0	1	1	0	1	0	1	0	13	19	0.00	1.000
74 Homer Bailey, R ERA:	(4, 1)	1.0		4	0	0	0	1	1	0	0	0	0	0	5	9	0.00	1.000
73 Josh Hall, R ERA: 27.0	(5, 1)	1.0	L	6	3	3	3	0	0	0	0	0	0	1	6	6	27.00	3.000
Chris Hammond, L ERA:	(6, 1)	1.0		4	0	0	0	0	1	0	0	0	0	0	3	7	0.00	1.000
Rick White, R ERA: 6.0	(7, 1)	1.0		4	0	0	0	1	0	0	1	0	0	0	5	7	0.00	0.000

PITCHER		IP	WLS	BF	H	R	ER	SO	BB	IBB	HBP	BLK	WP	HR	S	P	ERA	WHIP
25 David Weathers, R ERA: 18.0	(8, 1)	1.0		6	1	2	2	0	2	0	0	0	0	0	4	12	18.00	3.000
Jimmy Journell, R ERA:	(9, 1)	1.0		4	0	0	0	2	1	0	0	0	0	0	8	12	0.00	1.000

BOTTOM

Pittsburgh Pirates @ Cincinnati Reds

Ed Smith Stadium, Sarasota, FL

Wed Mar 08 2006, 1:05 PM EST

Att. 2,553 - Sunny - 72 F

livebaseballscorecards.com

Batter	1	2	3	4	5	6	7	8	9	AB	R	H	RBI	BB	SO	LOB
6 Ryan Freel, R (1, 8) OBP: 0.118, SLG: 0.063 30 Norris Hopper, R (7, 8)	F7		BB, 1B			G6-3		K		2 1	0 0	0 0	0 0	1 0	0 1	0 0
Tony Womack, L (1, 4) OBP: 0.429, SLG: 0.429 6 Jeff Bannon, R (7, 6) OBP: 0.500, SLG: 0.500	L7		1B 1-2 2-H			1B			F8	3 1	0 0	2 0	0 0	0 0	0 0	0 0
Felipe Lopez, S (1, 6) OBP: 0.167, SLG: 0.222 49 Jesse Gutierrez, R (7, 3) OBP: 0.333, SLG: 0.333	K			F8		K			F8	3 1	0 0	0 0	0 0	0 0	2 0	1 0
Adam Dunn, L (1, 3) OBP: 0.143, SLG: 0.429 68 Anderson Machado, S (7, 4)		K		P4		G4-3			P6	3 1	0 0	0 0	0 0	0 0	1 0	1 0
Austin Kearns, R (1, 9) OBP: 0.222, SLG: 0.188 26 Eric Crozier, L (8, 9)		G4-3		K			F8			3 0	0 0	0 0	0 0	0 0	1 0	0 0
Jason LaRue, R (1, 2) OBP: 0.357, SLG: 0.182 29 Miguel Perez, R (7, 2) OBP: 0.250, SLG: 0.167		G3			G6-3		K			2 1	0 0	0 0	0 0	0 0	0 1	0 0
9 Jacob Cruz, L (1, 10) OBP: 0.600, SLG: 0.700 34 Robert Stratton, R (5, PH) (6, 10)			1B 2B		K		G1-3			1 2	0 0	1 0	0 0	0 0	0 1	0 0
Quinton McCracken, S (1, 7) OBP: 0.556, SLG: 0.500 36 John Castellano, R (9, 7)			P3		1B			K		3 0	0 0	1 0	0 0	0 0	1 0	1 0
71 Derek Wathan, S (1, 5)			G5-3		F8			F9		3	0	0	0	0	0	2

	AB	30
	R	0
	H	4
	RBI	0
	BB	1
	SO	8
	LOB	5

Inning Stats																								
	R: 0	H: 0	R: 0	H: 0	R: 0	H: 2	R: 0	H: 0	R: 0	H: 1	R: 0	H: 1	R: 0	H: 0	R: 0	H: 0	R: 0	H: 0	1B: 3	SF: 0	WP: 0	PA: 31		
	E: 0	LOB: 0	E: 0	LOB: 0	E: 0	LOB: 2	E: 0	LOB: 0	E: 0	LOB: 1	E: 0	LOB: 1	E: 0	LOB: 0	E: 0	LOB: 0	E: 0	LOB: 0	2B: 1	SAC: 0	PB: 0			
	K: 1	BB: 0	K: 1	BB: 0	K: 0	BB: 1	K: 1	BB: 0	K: 1	BB: 0	K: 1	BB: 0	K: 2	BB: 0	K: 0	BB: 0	K: 0	BB: 0	3B: 0	DP: 0	SB: 0			
	S: 5	P: 5	S: 5	P: 5	S: 4	P: 8	S: 5	P: 5	S: 6	P: 6	S: 6	P: 6	S: 5	P: 5	S: 7	P: 7	S: 3	P: 3	HR: 0	HBP: 0	CS: 0			

PITCHER		IP	WLS	BF	H	R	ER	SO	BB	IBB	HBP	BLK	WP	HR	S	P	ERA	WHIP
24 Tom Gorzelanny, L ERA: 1.93	(1, 1)	3.0		11	2	0	0	2	1	0	0	0	0	0	14	18	0.00	1.000
39 Marty McLeary, R ERA:	(4, 1)	3.0	W	11	2	0	0	3	0	0	0	0	0	0	17	17	0.00	0.667
68 Scott Strickland, R ERA:	(7, 1)	3.0	S	9	0	0	0	3	0	0	0	0	0	0	15	15	0.00	0.000

PITCHER	IP	WLS	BF	H	R	ER	SO	BB	IBB	HBP	BLK	WP	HR	S	P	ERA	WHIP

Batter	1	2	3	4	5	6	7	8	9	AB	R	H	RBI	BB	SO	LOB
13 Nate McLouth, L (1, 8) OBP: 0.400, SLG: 0.769 (5, 7) Brad Correll, R (7, 7)	F9		12 1B 3B (1-H)	F7			G1-3		F7	4 1	1 0	1 0	1 0	0 0	0 0	2 1
12 Freddy Sanchez, R (1, 6) OBP: 0.313, SLG: 0.231 76 Gookie Dawkins, R (5, 6)	BBBB G4-6-3 BB		BB 1B (3-H)		L5		SSS K			2 1	0 0	1 0	1 0	1 0	0 1	0 0
Jody Gerut, L (1, 7) OBP: 0.538, SLG: 0.333 62 Andrew McCutchen, R (5, 8) OBP: 0.250, SLG: 0.182	G4-6-3 (1-2f)		BBBB BB (1-2)		1B		SSS K			2 1	0 0	1 0	0 0	1 0	0 1	1 0
Jeromy Burnitz, L (1, 9) OBP: 0.375, SLG: 1.000 Wanell Macia, L (5, 9) OBP: 1.000, SLG: 1.000		G6-3	SSS K		F8			13 G6-4-3 1B		3 1	0 0	0 1	0 0	0 0	1 0	3 0
41 Ryan Doumit, S (1, 2) OBP: 0.500, SLG: 1.000 80 Steven Lerud, L (5, 2) 78 Carlos Maldonado, R (8, 2) OBP: 0.250, SLG: 1.000		P6		HR	G3			L4		3 1 0	1 0 0	1 0 0	1 0 0	0 0 0	0 0 0	1 1 0
Jose Castillo, R (1, 4) OBP: 0.444, SLG: 0.750 13 J.J. Furmaniak, R (6, 4)		SSS K		CCC K		BBBB BB		G6-4-3 (1-2f)		2 1	0 0	0 0	0 0	1 0	2 0	0 1
Brad Eldred, R (1, 3) OBP: 0.333, SLG: 0.688			G5-3	53 1B 1B		P6			2B	4	0	2	0	0	0	1
19 José Bautista, R (1, 5) OBP: 0.389, SLG: 0.688			SSS K	CCC K		CCC K			SSS K	4	0	0	0	0	4	3
53 Mike Edwards, R (1, 10) OBP: 0.467, SLG: 0.364 Brandon Chaves, S (9, PH)			13 3B 1B	1B (1-2)		G5-3			SST K	3 1	1 0	2 0	0 0	0 1	0 1	1 1
Inning Stats	R: 0 E: 0 K: 0 S: 2 H: 0 LOB: 0 BB: 1 P: 6	R: 0 E: 0 K: 1 S: 5 H: 0 LOB: 0 BB: 0 P: 5	R: 2 E: 0 K: 2 S: 10 H: 3 LOB: 2 BB: 1 P: 14	R: 1 E: 0 K: 2 S: 10 H: 3 LOB: 2 BB: 0 P: 10	R: 0 E: 0 K: 0 S: 4 H: 1 LOB: 1 BB: 0 P: 4	R: 0 E: 0 K: 1 S: 5 H: 0 LOB: 1 BB: 1 P: 9	R: 0 E: 0 K: 2 S: 7 H: 0 LOB: 0 BB: 0 P: 7	R: 0 E: 0 K: 0 S: 3 H: 1 LOB: 0 BB: 0 P: 3	R: 0 E: 0 K: 2 S: 8 H: 1 LOB: 1 BB: 0 P: 8	1B: 6 2B: 1 3B: 1 HR: 1	SF: 0 SAC: 0 DP: 2 HBP: 0						

PITCHER	IP	WLS	BF	H	R	ER	SO	BB	IBB	HBP	BLK	WP	HR	S	P	ERA	WHIP
Jaret Wright, R (1, 1) ERA: 5.79	2.2		12	3	2	2	2	2	0	0	0	0	0	14	22	6.75	1.875
27 Darrell Rasner, R (3, 1) ERA: 2.08	2.1	W	11	4	1	1	3	0	0	0	0	0	1	17	17	3.86	1.714
Scott Erickson, R (6, 1) ERA:	2.0		7	0	0	0	3	1	0	0	0	0	0	12	16	0.00	0.500
Mike Myers, L (8, 1) ERA: 8.1	1.0		3	1	0	0	0	0	0	0	0	0	0	3	3	0.00	1.000
64 Matt Childers, R (9, 1) ERA:	1.0		4	1	0	0	2	0	0	0	0	0	0	8	8	0.00	1.000

PITCHER	IP	WLS	BF	H	R	ER	SO	BB	IBB	HBP	BLK	WP	HR	S	P	ERA	WHIP

TOP

Pittsburgh Pirates @ New York Yankees

Legends Field, Tampa, FL

Wed Mar 08 2006, 7:15 PM EST

Att. 10,106 - Clear - 67 F

livebaseballscorecards.com

AB	34
R	3
H	9
RBI	3
BB	3
SO	10
LOB	16

PA: 37

WP: 0
PB: 0
SB: 0
CS: 0

Batter	1	2	3	4	5	6	7	8	9	AB	R	H	RBI	BB	SO	LOB
Miguel Cairo, R (1, 6) OBP: 0.294, SLG: 0.313 91 Ramiro Pena, S (7, 6) OBP: 0.400, SLG: 0.400	0-0 S 24 G3 1B 1B	4-0 BBB BB		0-0 ① SH2-3 2-3		0-0 ① F9		0-0 61 3B 1B		2 1	1 1	1 1	0 0	1 0	0 0	0 0
24 Robinson Canó, L (1, 4) OBP: 0.407, SLG: 0.565 28 Felix Escalona, R (7, 4) OBP: 0.214, SLG: 0.231	0-0 ① G3 1-2	0-0 ③ G4-3		0-0 3B 3-H		0-0 ② G5-3		0-0 ② F9		4 1	0 0	1 0	1 0	0 0	0 0	3 1
Gary Sheffield, R (1, 10) OBP: 0.444, SLG: 0.167 61 Kevin Howard, L (6, PH) OBP: 0.375, SLG: 0.833 (7, 10)	B 1-0 20 2B 2-H 1B		B 4-0 55 FC4-6 BB	0-0 ② P4		B 4-0 27 FC6-4 BB		0-0 1-H 3B		2 1	1 0	1 1	1 1	1 1	0 0	1 0
55 Hideki Matsui, L (1, 7) OBP: 0.667, SLG: 0.833 27 Kevin Thompson, R (5, 7) OBP: 0.500, SLG: 0.500	0-0 ② F8		0-0 ① FC4-6 20 BB 12 2B 1-2f	0-0 ③ P3		0-0 ③ FC6-4 1-2f		0-0 ③ F9		3 2	1 0	0 0	0 0	0 0	0 0	3 2
20 Jorge Posada, S (1, 2) OBP: 0.583, SLG: 1.100 26 Wil Nieves, R (3, PR) OBP: 0.400, SLG: 1.200 (4, 2)	0-0 1-H 2B		4-0 12 2B G6-3 1-2 BB	0-0 ① G4-3			0-0 78 G2-3 2B			1 2	0 1	1 1	1 0	1 0	0 0	0 0
12 Andy Phillips, R (1, 3) OBP: 0.385, SLG: 0.542 78 Eric Duncan, L (7, 3) OBP: 0.417, SLG: 0.545	0-0 ③ G6-3		0-0 92 1B 1-3 2-H 2B	0-0 1B S 92 PB 1B			0-0 ① G2-3 2-3			3 1	2 0	2 0	1 0	0 0	0 0	1 1
Mitch Jones, R (1, 9) OBP: 0.235, SLG: 0.353		0-0 ① G6-3	0-0 ② G6-3 3-H	0-1 64 PB 92 PB 1-3 1B			0-3 ② K			4	0	1	1	0	1	3
92 Marcos Vechionacci, S (1, 5) OBP: 0.385, SLG: 0.111		0-0 ② G6-3	0-0 ③ 2-H 1B	0-3 ② K 1-2 3-H			0-0 ③ G4-3			4	0	1	1	0	1	2
64 Kevin Reese, L (1, 8) OBP: 0.375, SLG: 0.467		0-0 2B		0-0 SH2-3 24 3B 2B	B 1-3 ③ K 2-3			0-0 ① F9		4	1	2	0	0	1	1
Inning Stats	R: 2 E: 0 K: 0 S: 6 H: 3 LOB: 1 BB: 0 P: 7	R: 0 E: 0 K: 0 S: 4 H: 1 LOB: 2 BB: 1 P: 8	R: 3 E: 0 K: 0 S: 4 H: 2 LOB: 1 BB: 2 P: 12	R: 1 E: 0 K: 0 S: 5 H: 2 LOB: 1 BB: 0 P: 5	R: 1 E: 0 K: 2 S: 10 H: 2 LOB: 1 BB: 0 P: 11	R: 0 E: 0 K: 0 S: 3 H: 0 LOB: 1 BB: 1 P: 7	R: 0 E: 0 K: 1 S: 6 H: 1 LOB: 1 BB: 0 P: 6	R: 1 E: 0 K: 0 S: 5 H: 2 LOB: 1 BB: 0 P: 5		1B: 6 2B: 5 3B: 2 HR: 0	SF: 0 SAC: 1 DP: 0 HBP: 0					

BOTTOM

Pittsburgh Pirates @ New York Yankees

Legends Field, Tampa, FL

Wed Mar 08 2006, 7:15 PM EST

Att. 10,106 - Clear - 67 F

livebaseballscorecards.com

AB	35
R	8
H	13
RBI	7
BB	4
SO	3
LOB	18

PITCHER		IP	WLS	BF	H	R	ER	SO	BB	IBB	HBP	BLK	WP	HR	S	P	ERA	WHIP
28 Paul Maholm, L ERA: 14.4	(1, 1)	3.0	L	17	6	5	5	0	3	0	0	0	0	0	14	27	15.00	3.000
18 Sean Burnett, L ERA: 3.0	(4, 1)	2.0		10	4	2	1	2	0	0	0	0	0	0	15	16	4.50	2.000
27 Terry Adams, R ERA:	(6, 1)	1.0		4	0	0	0	0	1	0	0	0	0	0	3	7	0.00	1.000
67 Jorge Vasquez, R ERA: 6.75	(7, 1)	1.0		4	1	0	0	1	0	0	0	0	0	0	6	6	0.00	1.000
63 Matt Whiteside, R ERA: 3.0	(8, 1)	1.0		5	2	1	1	0	0	0	0	0	0	0	5	5	9.00	2.000

PITCHER	IP	WLS	BF	H	R	ER	SO	BB	IBB	HBP	BLK	WP	HR	S	P	ERA	WHIP

Cincinnati Reds @ Pittsburgh Pirates

McKechnie Field, Bradenton, FL

Thu Mar 09 2006, 1:05 PM EST

Att. 5,072 - Cloudy - 73 F

TOP

livebaseballscorecards.com

Batter	1	2	3	4	5	6	7	8	9	AB	R	H	RBI	BB	SO	LOB
Tony Womack, L (1, 4) OBP: 0.389, SLG: 0.389	F8		B1-3		F9		77 G5-4-3 1-2 2-3 1B		G6-3	4	0	1	0	0	0	1
27 Chris Denorfia, R (7, 8) OBP: 0.273, SLG: 0.167										1	0	0	0	0	0	0
6 Ryan Freel, R (1, 8) OBP: 0.143, SLG: 0.053	G6-3		P3			PB S HBP	F9			3	0	0	0	0	0	3
6 Jeff Bannon, R (7, 4) OBP: 0.500, SLG: 0.500										0	0	0	0	0	0	0
Felipe Lopez, S (1, 6) OBP: 0.238, SLG: 0.250	G3			CS 1B		BBBB FC3 1-3 BB	G5-4-3 1-2f			2	0	1	0	1	0	0
77 Aaron Holbert, R (6, PR) OBP: 0.400, SLG: 1.000 (6, 6)										1	0	0	0	0	0	3
Adam Dunn, L (1, 3) OBP: 0.235, SLG: 0.400		BBBB 12 HR BB		BBBB 1-2 BB		FC3 1-2		P6		1	1	0	0	2	0	2
Dane Sardinha, R (6, 2) OBP: 0.500, SLG: 0.333										1	0	0	0	0	0	0
12 Edwin Encarnación, R (1, 5) OBP: 0.478, SLG: 1.286		1-H HR		P5		F4		SSS K		3	1	1	2	0	0	4
Joey Votto, L (6, 3) OBP: 0.333, SLG: 0.286										1	0	0	0	0	1	0
Jason LaRue, R (1, 2) OBP: 0.294, SLG: 0.143		F9		F9		SSS K				3	0	0	0	0	1	4
60 Ben Kozlowski, L (6, 1)										0	0	0	0	0	0	0
54 Andy Abad, L (8, PH) OBP: 0.389, SLG: 0.313										1	0	1	0	0	0	0
75 Jake Robbins, R (8, 1)								1B		0	0	0	0	0	0	0
15 Dewayne Wise, L (1, 9) OBP: 0.500, SLG: 0.917		G3			SSS K	F9		P4		4	0	0	0	0	1	4
(7, 7)																
Quinton McCracken, S (1, 7) OBP: 0.476, SLG: 0.421		F8			G3		E1 1B 70 1B		F8	3	0	0	0	0	0	0
27 Brian Buchanan, R (7, 9) OBP: 0.500, SLG: 0.625										1	0	0	0	0	0	0
Tommy Phelps, L (1, 1)			SSS K						L6	1	0	0	0	0	1	0
Mike Burns, R (4, 1)										0	0	0	0	0	0	0
Karl Rhodes, L (5, PH) OBP: 0.429, SLG: 0.538										1	0	1	0	0	0	0
56 Todd Coffey, R (5, 1)										0	0	0	0	0	0	0
70 Earl Snyder, R (6, 5) OBP: 0.385, SLG: 0.583					1B		1-2 1B			2	0	1	0	0	0	0

Inning Stats	1	2	3	4	5	6	7	8	9
	R: 0 E: 0 K: 0 S: 3	H: 0 LOB: 0 BB: 0 P: 3	R: 2 E: 0 K: 0 S: 4	H: 1 LOB: 0 BB: 1 P: 8	R: 0 E: 0 K: 1 S: 5	H: 0 LOB: 0 BB: 0 P: 5	R: 0 E: 0 K: 0 S: 3	H: 1 LOB: 1 BB: 1 P: 7	R: 0 E: 0 K: 1 S: 6	H: 1 LOB: 1 BB: 0 P: 6	R: 0 E: 0 K: 1 S: 6	H: 0 LOB: 3 BB: 1 P: 11	R: 0 E: 1 K: 0 S: 5	H: 2 LOB: 2 BB: 0 P: 5	R: 0 E: 0 K: 1 S: 6	H: 1 LOB: 1 BB: 0 P: 6	R: 0 E: 0 K: 0 S: 3	H: 0 LOB: 0 BB: 0 P: 3

	AB	R	H	RBI	BB	SO	LOB
	33	2	6	2	3	4	21

	1B	SF	WP	PA
	5	0	0	37
	2B	SAC	PB	
	0	0	1	
	3B	DP	SB	
	0	1	1	
	HR	HBP	CS	
	1	1	1	

PITCHER	IP	WLS	BF	H	R	ER	SO	BB	IBB	HBP	BLK	WP	HR	S	P	ERA	WHIP
45 Ian Snell, R (1, 1) ERA: 3.0	4.0	L	15	2	2	2	1	2	0	0	0	0	1	15	23	4.50	1.000
24 Brandon Duckworth, R (5, 1) ERA: 1.8	2.0		10	1	0	0	2	1	0	1	0	0	0	12	17	0.00	1.000
Mike Johnston, L (7, 1) ERA:	1.0		5	2	0	0	0	0	0	0	0	0	0	5	5	0.00	2.000
44 Josh Sharpless, R (8, 1) ERA:	1.0		4	1	0	0	1	0	0	0	0	0	0	6	6	0.00	1.000
34 John Grabow, L (9, 1) ERA: 9.82	1.0		3	0	0	0	0	0	0	0	0	0	0	3	3	0.00	0.000

PITCHER	IP	WLS	BF	H	R	ER	SO	BB	IBB	HBP	BLK	WP	HR	S	P	ERA	WHIP

Cincinnati Reds @ Pittsburgh Pirates

McKechnie Field, Bradenton, FL

Thu Mar 09 2006, 1:05 PM EST

Att. 5,072 - Cloudy - 73 F

BOTTOM

Batter	1	2	3	4	5	6	7	8	9	AB	R	H	RBI	BB	SO	LOB
6 Chris Duffy, L (1, 8) OBP: 0.278, SLG: 0.235	G5-3		G4-6-3 1-2f		K			G4-3		3	0	0	0	0	1	1
62 Andrew McCutchen, R (6, 8) OBP: 0.231, SLG: 0.167										1	0	0	0	0	0	0
12 Freddy Sanchez, R (1, 5) OBP: 0.263, SLG: 0.188	G5-3		F7		G5-3			K		3	0	0	0	0	0	0
53 Mike Edwards, R (6, 5) OBP: 0.438, SLG: 0.333										1	0	0	0	0	1	0
Jose Castillo, R (1, 4) OBP: 0.417, SLG: 0.727	2B			G6-3		P3		1B		3	0	1	0	0	0	0
19 José Bautista, R (7, 9) OBP: 0.421, SLG: 0.706										1	0	1	0	0	0	0
Craig Wilson, R (1, 3) OBP: 0.273, SLG: 0.571	BB			HR		K		F8		2	1	1	1	1	1	0
64 Jason Alfaro, R (7, 4) OBP: 0.571, SLG: 0.250										1	0	0	0	0	0	1
José Hernández, R (1, 7) OBP: 0.200, SLG: 0.214	G6-3			65 1B 2B		K			E6 1B	3	0	1	0	0	1	2
Mike Johnston, L (7, 1)										0	0	0	0	0	0	0
44 Josh Sharpless, R (8, 1)										0	0	0	0	0	0	0
34 John Grabow, L (9, 1)										0	0	0	0	0	0	0
10 Rajai Davis, R (9, PH) OBP: 0.278, SLG: 0.313										1	0	1	0	0	0	0
65 Ray Sadler, R (1, 9) OBP: 0.550, SLG: 0.722		K		2-3 1B			K		K	4	0	1	0	0	3	1
(7, 7)																
11 Humberto Cota, R (1, 2)		G6-3		P6			E5		K	2	0	0	0	0	0	2
66 Paul Chiaffredo, R (6, 2) OBP: 0.429, SLG: 0.714										1	0	0	0	0	0	0
80 Steven Lerud, L (9, PH)										1	0	0	0	0	1	1
13 J.J. Furmaniak, R (1, 6)		G5-3		F7			K		K	4	0	0	0	0	2	4
45 Ian Snell, R (1, 1) OBP: 1.000, SLG: 1.000			6 G4-6-3 1B		G4-3		P4			1	0	1	0	0	0	0
24 Brandon Duckworth, R (5, 1)										1	0	0	0	0	0	0
Brad Eldred, R (7, 3) OBP: 0.316, SLG: 0.647										1	0	0	0	0	0	1

Inning Stats	1	2	3	4	5	6	7	8	9
	R: 0 H: 1 E: 0 LOB: 2 K: 0 BB: 1 S: 4 P: 8	R: 0 H: 0 E: 0 LOB: 0 K: 1 BB: 0 S: 5 P: 5	R: 0 H: 1 E: 0 LOB: 0 K: 0 BB: 0 S: 3 P: 3	R: 1 H: 3 E: 0 LOB: 2 K: 0 BB: 0 S: 6 P: 6	R: 0 H: 0 E: 0 LOB: 0 K: 1 BB: 0 S: 5 P: 5	R: 0 H: 0 E: 0 LOB: 0 K: 2 BB: 0 S: 7 P: 7	R: 0 H: 0 E: 1 LOB: 1 K: 2 BB: 0 S: 8 P: 8	R: 0 H: 1 E: 0 LOB: 1 K: 1 BB: 0 S: 6 P: 6	R: 0 H: 1 E: 1 LOB: 1 K: 3 BB: 0 S: 10 P: 10

1B: 4	SF: 0
2B: 2	SAC: 0
3B: 0	DP: 1
HR: 1	HBP: 0

WP: 0	PA: 35
PB: 0	
SB: 0	
CS: 0	

AB	34
R	1
H	7
RBI	1
BB	1
SO	10
LOB	13

livebaseballscorecards.com

PITCHER		IP	WLS	BF	H	R	ER	SO	BB	IBB	HBP	BLK	WP	HR	S	P	ERA	WHIP
Tommy Phelps, L ERA: 4.5	(1, 1)	3.0	W	11	2	0	0	1	1	0	0	0	0	0	12	16	0.00	1.000
Mike Burns, R ERA: 3.6	(4, 1)	1.0		6	3	1	1	0	0	0	0	0	0	1	6	6	9.00	3.000
56 Todd Coffey, R ERA:	(5, 1)	1.0		3	0	0	0	1	0	0	0	0	0	0	5	5	0.00	0.000
60 Ben Kozlowski, L ERA: 7.5	(6, 1)	2.0	H	7	0	0	0	4	0	0	0	0	0	0	15	15	0.00	0.000
75 Jake Robbins, R ERA:	(8, 1)	2.0	S	8	2	0	0	4	0	0	0	0	0	0	16	16	0.00	1.000

PITCHER	IP	WLS	BF	H	R	ER	SO	BB	IBB	HBP	BLK	WP	HR	S	P	ERA	WHIP

Batter	1	2	3	4	5	6	7	8	9	AB	R	H	RBI	BB	SO	LOB
10 Rajai Davis, R (1, 8) (6, 9) OBP: 0.304, SLG: 0.300	L3	G4-6-3 1-2f		1-2 1B			K		BB 76 HR	4	1	1	0	1	1	2
2 Jack Wilson, R (1, 6) 76 Gookie Dawkins, R (5, 6) OBP: 0.125, SLG: 0.500	BBBB 4-0 2B BB		L6	K			F7		1-H HR	2 2	0 1	0 1	0 2	1 0	1 0	2 0
Jody Gerut, L (1, 9) OBP: 0.500, SLG: 0.417 19 José Bautista, R (5, 9) (6, 7) OBP: 0.476, SLG: 0.889	1-3 2B	P2			G3		HR		BB	3 1	0 1	1 1	0 1	0 1	0 0	0 0
Brad Eldred, R (1, 3) OBP: 0.333, SLG: 0.636	P3	2B			41 FC5-4 1B		F8		K	5	0	2	0	0	1	3
41 Ryan Doumit, S (1, 2) OBP: 0.400, SLG: 0.750 66 Paul Chiaffredo, R (6, 2) OBP: 0.333, SLG: 0.556	P6	K			FC5-4 1-2f			K	P4	3 2	0 0	0 0	0 0	0 0	1 1	4 1
13 Nate McLouth, L (1, 7) OBP: 0.444, SLG: 0.933 62 Andrew McCutchen, R (6, 8) OBP: 0.200, SLG: 0.143	HR			64 S 64 E HBP	G3			P6	K	2 2	2 0	1 0	1 0	0 0	0 1	1 1
53 Mike Edwards, R (1, 5) OBP: 0.450, SLG: 0.400	64 1B 2B			F8		G4-3		3 1B BB		3	0	1	0	1	0	1
Craig Stansberry, R (1, 4) OBP: 0.333, SLG: 0.818 3 Javier Guzman, S (6, 4) OBP: 0.214, SLG: 0.083	F9			P6		G6-3		1-2 1B		3 1	0 0	0 1	0 0	0 0	0 0	2 0
64 Jason Alfaro, R (1, 10) OBP: 0.545, SLG: 0.375	10 G4-6-3 2-3 1B			E2 10 1B 1-H		F8		L7		4	0	2	0	0	0	2
Inning Stats	R: 0 H: 1 E: 0 LOB: 2 K: 0 BB: 1 S: 4 P: 8	R: 1 H: 3 E: 0 LOB: 1 K: 0 BB: 0 S: 7 P: 10	R: 0 H: 1 E: 0 LOB: 1 K: 1 BB: 0 S: 6 P: 6	R: 1 H: 2 E: 1 LOB: 2 K: 1 BB: 0 S: 11 P: 16	R: 0 H: 1 E: 0 LOB: 1 K: 0 BB: 0 S: 4 P: 4	R: 0 H: 0 E: 0 LOB: 0 K: 0 BB: 0 S: 3 P: 3	R: 1 H: 1 E: 0 LOB: 0 K: 1 BB: 0 S: 6 P: 6	R: 0 H: 1 E: 0 LOB: 2 K: 1 BB: 1 S: 6 P: 10	R: 2 H: 1 E: 0 LOB: 1 K: 2 BB: 2 S: 8 P: 16	1B: 5 SF: 0 2B: 3 SAC: 0 3B: 0 DP: 1 HR: 3 HBP: 1						

PITCHER	IP	WLS	BF	H	R	ER	SO	BB	IBB	HBP	BLK	WP	HR	S	P	ERA	WHIP
26 Boof Bonser, R (1, 1) ERA: 1.8	3.0	W	14	5	1	1	1	1	0	0	0	0	1	17	24	3.00	2.000
Justin Jones, L (4, 1) ERA:	1.0		6	2	1	0	1	0	0	1	0	0	0	11	16	0.00	2.000
Willie Eyre, R (5, 1) ERA: 3.0	2.0		7	1	0	0	0	0	0	0	0	0	0	7	7	0.00	0.500
J.D. Durbin, R (7, 1) ERA: 13.5	1.0		4	1	1	1	1	0	0	0	0	0	1	6	6	9.00	1.000
60 Glen Perkins, L (8, 1) ERA: 6.75	1.0		5	1	0	0	1	1	0	0	0	0	0	6	10	0.00	2.000

PITCHER	IP	WLS	BF	H	R	ER	SO	BB	IBB	HBP	BLK	WP	HR	S	P	ERA	WHIP
87 Jason Miller, L (9, 1) ERA: 9.0	1.0		6	1	2	2	2	2	0	0	0	0	1	8	16	18.00	3.000

TOP

Pittsburgh Pirates @ Minnesota Twins

Hammond Stadium, Fort Myers, FL

Fri Mar 10 2006, 1:05 PM EST
Att. 6,560 - Partly Cloudy - 82 F

livebaseballscorecards.com

AB	37
R	5
H	11
RBI	4
BB	4
SO	6
LOB	19

WP: 0 PA: 42
PB: 0
SB: 1
CS: 0

Batter	1	2	3	4	5	6	7	8	9	AB	R	H	RBI	BB	SO	LOB
Jason Pridie, L (1, 7) OBP: 0.500, SLG: 0.500	0-0 53 G6-3 7 G3 2B		0-0 7 G4-6-3 53 1B 24 1B 1-2 1B	0-0 F8 ③		S S S 0-3 K ②		0-0 G4-3 ②		3	2	2	0	0	0	1
Alex Romero, L (5, 7) OBP: 0.091, SLG: 0.091										2	0	0	0	0	1	0
53 Luis Maza, R (1, 4) OBP: 0.462, SLG: 0.583 (7, 6)	0-0 G6-3 ① 2-3		0-0 7 G4-6-3 1-2 2-3 1B		0-0 7 1B 24 FC5-2-5 1B	0-0 F9 ③		0-0 F8 ③		5	0	2	0	0	0	1
7 Joe Mauer, L (1, 2) OBP: 0.333, SLG: 0.462	0-0 G3 ② 3-H		0-0 G4-6-3 ① ② 1-2f 2-3 3-H		0-0 24 FC5-2-5 16 1B 1-3 1B		0-0 P4 ①			3	1	1	1	0	0	2
41 Chris Heintz, R (7, 2) OBP: 0.333, SLG: 0.500 (8, 5)										1	0	0	0	0	0	0
24 Rondell White, R (1, 10) OBP: 0.389, SLG: 0.412	0-0 2B		0-0 2B 3-H 1B		0-0 FC5-2-5 ① 16 1B 1-3 3-H		0-0 1B 1B 1B			3	1	2	1	0	0	2
Garrett Jones, L (5, PR) OBP: 0.400, SLG: 0.500 (6, 10)										1	2	1	0	0	0	0
Torii Hunter, R (1, 8) OBP: 0.538, SLG: 1.000	0-0 G5-3 ③		0-0 1-H 2B		0-0 P2 ②		0-0 F8 ②			3	0	1	1	0	0	3
56 Andres Torres, S (6, 8) OBP: 0.182, SLG: 0.182										1	0	0	0	0	0	1
16 Jason Kubel, L (1, 9) OBP: 0.353, SLG: 0.286		0-0 L5 ①	0-0 F7 ③		0-0 1B 2-H 3-H 1B		0-0 1B 1B 1-3 1B			3	0	1	2	0	0	1
Jason Tyner, L (5, PR) OBP: 0.538, SLG: 0.455 (6, 9)										1	0	1	0	0	0	0
Tony Batista, R (1, 5) OBP: 0.188, SLG: 0.188		0-0 G6-3 ②		0-0 G6-3 ①	0-0 1-2 1B		B S S 1 F F X SAFE 1-2 1-3 3-H 1B			4	0	2	1	0	0	0
68 Kyle Phillips, L (8, 2)										0	0	0	0	0	0	0
Jason Hart, R (1, 3) OBP: 0.067, SLG: 0.286		S S S 0-3 K ③		0-0 G6-3 ②	0-0 P6 ③			0-0 HR		4	1	1	1	0	1	2
8 Nick Punto, S (1, 6) OBP: 0.421, SLG: 0.412			0-0 53 1B 1B 7 G4-6-3 1B	0-0 2B		0-0 G6-3 ①		0-0 F8 ①		3	1	2	0	0	0	0
61 Tommy Watkins, R (7, 4)										1	0	0	0	0	0	0
Inning Stats	R: 1 E: 0 K: 0 S: 5 H: 2 LOB: 1 BB: 0 P: 5	R: 0 E: 0 K: 1 S: 5 H: 0 LOB: 0 BB: 0 P: 5	R: 3 E: 0 K: 0 S: 7 H: 5 LOB: 1 BB: 0 P: 7	R: 0 E: 0 K: 0 S: 4 H: 1 LOB: 1 BB: 0 P: 4	R: 2 E: 0 K: 0 S: 7 H: 4 LOB: 2 BB: 0 P: 7	R: 0 E: 0 K: 1 S: 5 H: 0 LOB: 0 BB: 0 P: 5	R: 1 E: 0 K: 0 S: 9 H: 3 LOB: 2 BB: 0 P: 10	R: 1 E: 0 K: 0 S: 4 H: 1 LOB: 0 BB: 0 P: 4		1B: 11 2B: 4 3B: 0 HR: 1	SF: 0 SAC: 0 DP: 1 HBP: 0					

PITCHER	IP	WLS	BF	H	R	ER	SO	BB	IBB	HBP	BLK	WP	HR	S	P	ERA	WHIP
Victor Santos, R (1, 1) ERA: 6.14	3.0	L	15	7	4	4	1	0	0	0	0	0	0	17	17	12.00	2.333
70 Matt Peterson, R (4, 1) ERA: 4.5	1.0		4	1	0	0	0	0	0	0	0	0	0	4	4	0.00	1.000
27 Terry Adams, R (5, 1) ERA: 4.5	1.0		7	4	2	2	0	0	0	0	0	0	0	7	7	18.00	4.000
71 C.J. Nitkowski, L (6, 1) ERA:	1.0		3	0	0	0	1	0	0	0	0	0	0	5	5	0.00	0.000
54 Jonah Bayliss, R (7, 1) ERA: 12.0	1.0		5	3	1	1	0	0	0	0	0	0	0	9	10	9.00	3.000

PITCHER	IP	WLS	BF	H	R	ER	SO	BB	IBB	HBP	BLK	WP	HR	S	P	ERA	WHIP
63 Matt Whiteside, R (8, 1) ERA: 4.5	1.0		4	1	1	1	0	0	0	0	0	0	1	4	4	9.00	1.000

BOTTOM

Pittsburgh Pirates @ Minnesota Twins

Hammond Stadium, Fort Myers, FL

Fri Mar 10 2006, 1:05 PM EST
Att. 6,560 - Partly Cloudy - 82 F

livebaseballscorecards.com

AB	38
R	8
H	16
RBI	7
BB	0
SO	2
LOB	13

1B: 11 SF: 0
2B: 4 SAC: 0
3B: 0 DP: 1
HR: 1 HBP: 0

WP: 0 PA: 38
PB: 0
SB: 0
CS: 0

Boston Red Sox @ Pittsburgh Pirates

McKechnie Field, Bradenton, FL

Sat Mar 11 2006, 1:05 PM EST

Att. 5,709 - Sunny - 80 F

TOP

livebaseballscorecards.com

Batter	1	2	3	4	5	6	7	8	9	AB	R	H	RBI	BB	SO	LOB
Alex Gonzalez, R (1, 6) OBP: 0.154, SLG: 0.167	CCC 0-3 ① K	X 0-0 1B 2B 3-H		CCC 0-3 ③ K		BBBB 4-0 78 G6-4-3 7 1B 1-2 BB			X 0-0 78 G4-6-3 1B	3	1	1	1	0	2	0
2 Jed Lowrie, S (5, 6) OBP: 0.500, SLG: 0.667										1	0	1	0	1	0	0
Mark Loretta, R (1, 4) OBP: 0.500, SLG: 0.455	X 0-0 2B 1B	X 0-0 ② P4			X 0-0 ① P1	X 0-0 78 G6-4-3 1-2 2-H 1B			SSS 0-3 ① K	3	1	1	0	0	0	1
7 Luis Segovia, R (5, 4) OBP: 0.333, SLG: 0.333										2	0	1	1	0	1	1
J.T. Snow, L (1, 3) OBP: 0.417, SLG: 0.500	X 0-0 1B G4-3 1-H 2B	X 0-0 PB 2-H 1B			SSS 0-3 ② K	X 0-0 ②③ G6-4-3 1-2f 2-3			X 0-0 ②③ G4-6-3 1-2f	3	1	2	2	0	1	0
78 Josh Pressley, L (5, 3) OBP: 0.214, SLG: 0.154										2	0	0	0	0	0	3
Dustan Mohr, R (1, 9) OBP: 0.588, SLG: 0.929	X 0-0 G4-3 2-3 1B	BSSS 1-3 ③ K 1-2			X 0-0 HR		CCC 0-3 ① K			3	1	2	1	0	1	1
Brandon Moss, L (5, 9) OBP: 0.267, SLG: 0.154										1	0	0	0	0	1	0
Tony Graffanino, R (1, 5) OBP: 0.200, SLG: 0.143	X 0-0 ② G4-3 1-2 3-H		X 0-0 ① G6-3		X 0-0 1B		X 0-0 ② P6			3	0	1	1	0	0	1
67 Rodney Nye, R (5, 5) OBP: 0.563, SLG: 0.583										1	0	0	0	0	0	0
Josh Bard, S (1, 2) OBP: 0.385, SLG: 0.300	BBBB 4-0 2 FC6-4 BB		X 0-0 ② G3-1		X 0-0 ③ F7		SSS 0-3 ③ K			2	0	0	0	1	0	1
57 Alberto Concepcion, R (5, 2)										1	0	0	0	0	1	0
2 Willie Harris, L (1, 8) OBP: 0.267, SLG: 0.154	X 0-0 ③ FC6-4 1-2f		X 0-0 ③ B2-3			BBBB 4-0 E 1B BB		X 0-0 ① F9		2	1	0	0	1	0	2
60 David Murphy, L (6, 8) OBP: 0.250, SLG: 0.667										1	0	0	0	0	0	0
Alejandro Machado, S (1, 7) OBP: 0.500, SLG: 0.667		X 0-0 2B 3B		X 0-0 ① P5		1 SAFE X 0-0 2 BB 7 1B 1-H 1B		X 0-0 ② G3		3	2	2	1	0	0	0
83 Luke Allen, L (6, 7) OBP: 0.313, SLG: 0.231										1	0	0	0	0	0	0
38 Curt Schilling, R (1, 1)		X 0-0 ① P4		X 0-0 ② G5-3		X 0-0 ① F8		X 0-0 ③ G3		2	0	0	0	0	0	1
Edgar Martinez, R (5, 1)										0	0	0	0	0	0	0
64 Tyler Minges, R (6, PH) OBP: 0.200, SLG: 0.111										1	0	0	0	0	0	1
31 Jon Lester, L (6, 1)										0	0	0	0	0	0	0
53 Ronald Calloway, L (8, PH) OBP: 0.214, SLG: 0.167										1	0	0	0	0	0	0
46 Jermaine Van Buren, R (8, 1)										0	0	0	0	0	0	0
Inning Stats	R: 2 E: 0 K: 1 S: 8 H: 3 LOB: 2 BB: 1 P: 12	R: 2 E: 0 K: 1 S: 8 H: 3 LOB: 1 BB: 0 P: 9	R: 0 E: 0 K: 0 S: 3 H: 0 LOB: 0 BB: 0 P: 3	R: 0 E: 0 K: 1 S: 5 H: 0 LOB: 0 BB: 0 P: 5	R: 1 E: 0 K: 1 S: 7 H: 2 LOB: 1 BB: 0 P: 7	R: 2 E: 1 K: 0 S: 4 H: 2 LOB: 1 BB: 2 P: 12	R: 0 E: 0 K: 2 S: 7 H: 0 LOB: 0 BB: 0 P: 7	R: 0 E: 0 K: 0 S: 3 H: 0 LOB: 0 BB: 0 P: 3	R: 0 E: 0 K: 1 S: 5 H: 1 LOB: 0 BB: 0 P: 5	1B: 7 2B: 2 3B: 1 HR: 1	SF: 0 SAC: 0 DP: 2 HBP: 0						

AB	36
R	7
H	11
RBI	7
BB	3
SO	7
LOB	12

WP: 0 PB: 1 SB: 0 CS: 0 PA: 39

PITCHER	IP	WLS	BF	H	R	ER	SO	BB	IBB	HBP	BLK	WP	HR	S	P	ERA	WHIP
22 Ryan Vogelsong, R (1, 1) ERA: 7.88	3.0		16	6	4	4	2	1	0	0	0	0	0	19	24	12.00	2.333
55 Matt Capps, R (4, 1) ERA: 2.45	2.0		8	2	1	1	2	0	0	0	0	0	1	12	12	4.50	1.000
Mike Johnston, L (6, 1) ERA: 4.5	1.0	W	6	2	2	2	0	2	0	0	0	0	0	4	12	18.00	4.000
73 Ron Chiavacci, R (7, 1) ERA:	1.0	H	3	0	0	0	2	0	0	0	0	0	0	7	7	0.00	0.000
44 Josh Sharpless, R (8, 1) ERA:	1.0	H	3	0	0	0	0	0	0	0	0	0	0	3	3	0.00	0.000

PITCHER	IP	WLS	BF	H	R	ER	SO	BB	IBB	HBP	BLK	WP	HR	S	P	ERA	WHIP
56 Britt Reames, R (9, 1) ERA:	1.0	S	3	1	0	0	1	0	0	0	0	0	0	5	5	0.00	1.000

Boston Red Sox @ Pittsburgh Pirates

McKechnie Field, Bradenton, FL

Sat Mar 11 2006, 1:05 PM EST

Att. 5,709 - Sunny - 80 F

BOTTOM

Batter	1	2	3	4	5	6	7	8	9	AB	R	H	RBI	BB	SO	LOB
6 Chris Duffy, L (1, 8) OBP: 0.300, SLG: 0.222 13 Nate McLouth, L (4, PR) OBP: 0.429, SLG: 0.833 (5, 8)	K			2 1B, 2 WP, 1B, HBP	G3-6-1, 1B	G4-3		G4-3		1 3	0 1	0 1	0 0	0 0	1 0	0 3
2 Jack Wilson, R (1, 6) OBP: 0.333, SLG: 0.250 78 Carlos Maldonado, R (6, 2) OBP: 0.400, SLG: 1.600	K			1B, 2B, 1B	SF7		HR			2 1	1 1	1 1	1 1	0 0	1 0	0 0
Sean Casey, L (1, 3) OBP: 0.500, SLG: 0.556 Mike Johnston, L (6, 1) 73 Ron Chiavacci, R (7, 1) 64 Jason Alfaro, R (7, PH) OBP: 0.500, SLG: 0.333 44 Josh Sharpless, R (8, 1) 56 Britt Reames, R (9, 1)	L9			2B, SF8, 1B	G3-6-1		K			3 0 0 1 0 0	1 0 0 0 0 0	1 0 0 0 0 0	1 0 0 0 0 0	0 0 0 0 0 0	0 0 0 1 0 0	1 0 0 0 0 0
Craig Wilson, R (1, 7) OBP: 0.280, SLG: 0.522 65 Ray Sadler, R (6, PR) OBP: 0.524, SLG: 0.684 (7, 7)		P3		K		WP, BB, 1B, BB	P4			2 1	0 1	0 1	0 0	1 0	1 0	2 0
Jeromy Burnitz, L (1, 9) OBP: 0.400, SLG: 1.000 Jody Gerut, L (6, 9) OBP: 0.500, SLG: 0.385		E3, G5-4-3		SF8, 1B, 2B		1B, WP, 12, 2B, BB	K			2 1	1 1	1 0	1 0	0 1	0 1	0 0
Joe Randa, R (1, 5) OBP: 0.333, SLG: 0.545 José Hernández, R (6, 5) OBP: 0.235, SLG: 0.250		G5-4-3		SF8		F3		19 PB, 19 WP, 12, FC6-4, 1B		1 2	0 1	0 1	1 0	0 0	0 0	1 2
Jose Castillo, R (1, 4) OBP: 0.467, SLG: 0.714 19 José Bautista, R (6, PR) OBP: 0.500, SLG: 0.889 (7, 4)			F8			12, 2B, 1B		12, FC6-4, HBP		3 0	0 1	2 0	2 0	0 0	0 0	0 0
11 Humberto Cota, R (1, 2) Brad Eldred, R (6, 3) OBP: 0.308, SLG: 0.583			L5	K		P3		K		2 2	0 0	0 0	0 0	0 0	1 1	1 4
22 Ryan Vogelsong, R (1, 1) 55 Matt Capps, R (4, 1) 12 Freddy Sanchez, R (5, PH) OBP: 0.318, SLG: 0.316 (6, 6)			K		13, 1B, 2, SF7, 1B	1-H, 3-H, 2B		FC6-4, 13, PB		1 0 3	0 0 1	0 0 2	0 0 3	0 0 0	1 0 1	0 0 1
Inning Stats	R: 0 E: 0 K: 2 S: 7 H: 0 LOB: 0 BB: 0 P: 7	R: 0 E: 1 K: 0 S: 3 H: 0 LOB: 0 BB: 0 P: 3	R: 0 E: 0 K: 1 S: 5 H: 0 LOB: 0 BB: 0 P: 5	R: 4 E: 0 K: 2 S: 11 H: 4 LOB: 1 BB: 0 P: 13	R: 1 E: 0 K: 0 S: 4 H: 2 LOB: 0 BB: 0 P: 4	R: 3 E: 0 K: 0 S: 5 H: 2 LOB: 2 BB: 2 P: 14	R: 1 E: 0 K: 2 S: 8 H: 1 LOB: 0 BB: 0 P: 8	R: 1 E: 0 K: 1 S: 6 H: 1 LOB: 1 BB: 0 P: 10		1B: 7 2B: 2 3B: 0 HR: 1	SF: 2 SAC: 0 DP: 2 HBP: 2			WP: 3 PB: 2 SB: 0 CS: 0	PA: 37		

	AB	31
	R	10
	H	10
	RBI	10
	BB	2
	SO	8
	LOB	15

livebaseballscorecards.com

PITCHER	IP	WLS	BF	H	R	ER	SO	BB	IBB	HBP	BLK	WP	HR	S	P	ERA	WHIP
38 Curt Schilling, R (1, 1) ERA: 9.0	4.0		17	4	4	4	5	0	0	1	0	1	0	26	28	9.00	1.000
Edgar Martinez, R (5, 1) ERA: 3.0	1.0		4	2	1	1	0	0	0	0	0	0	0	4	4	9.00	2.000
31 Jon Lester, L (6, 1) ERA: 18.0	2.0	L	11	3	4	4	2	2	0	0	0	1	1	13	22	18.00	2.500
46 Jermaine Van Buren, R (8, 1) ERA:	1.0		5	1	1	0	1	0	0	1	0	1	0	6	10	0.00	1.000

PITCHER	IP	WLS	BF	H	R	ER	SO	BB	IBB	HBP	BLK	WP	HR	S	P	ERA	WHIP

Tampa Bay Devil Rays @ Pittsburgh Pirates

McKechnie Field, Bradenton, FL

Sun Mar 12 2006, 1:05 PM EST

Att. 5,919 - Partly Cloudy - 79 F

TOP

livebaseballscorecards.com

Batter	1	2	3	4	5	6	7	8	9	AB	R	H	RBI	BB	SO	LOB
Joey Gathright, L (1, 8) OBP: 0.367, SLG: 0.346	B X 1-0 B1-3		X 0-0 F8		S S S 0-3 K	X 0-0 FC6-4 1-2f			X 0-0 67 WP FC5-2 2B	4	0	0	0	0	1	1
54 Chad Orvella, R (6, 1)										0	0	0	0	0	0	0
Jesus Colome, R (7, 1)										0	0	0	0	0	0	0
Dan Miceli, R (8, 1)										0	0	0	0	0	0	0
14 Greg Norton, S (9, PH) OBP: 0.538, SLG: 0.800										1	0	1	0	0	0	0
Jason Childers, R (9, 1)										0	0	0	0	0	0	0
Julio Lugo, R (1, 6) OBP: 0.474, SLG: 0.625	X 0-0 13 S 13 PB 13 G4-3 1B			X 0-0 G5-3	X 0-0 13 S 31 2B 1B		X 0-0 G6-3		S C C 0-3 K 2-3	3	2	2	0	0	0	0
67 Elijah Dukes, R (6, 8) OBP: 0.526, SLG: 0.714										2	0	0	0	0	1	1
13 Carl Crawford, L (1, 7) OBP: 0.167, SLG: 0.125	B B X 2-0 G4-3 1-H			B H 2-0 31 HBP 2B HBP	S S S 0-3 K 1-2		X 0-0 S 1B		X 0-0 FC5-2 3-H	2	1	0	1	0	1	1
Delmon Young, R (6, 9) OBP: 0.286, SLG: 0.167										2	0	1	0	0	0	1
31 Jonny Gomes, R (1, 9) OBP: 0.458, SLG: 0.773	X 0-0 F9			B H 2-0 2B 1-2 2B HBP	X 0-0 2-H 2B		B X 1-0 F9 1-2		X 0-0 G4-3	2	1	1	1	0	0	0
Russell Branyan, L (6, 3) OBP: 0.286, SLG: 0.429										2	0	0	0	0	0	2
Aubrey Huff, L (1, 5) OBP: 0.400, SLG: 0.471		X 0-0 G4-3		X 0-0 1-3 2-H 2B	B B B B 4-0 BB		X 0-0 G5-3			2	1	1	1	1	0	0
10 Luis Ordaz, R (6, 4) OBP: 0.353, SLG: 0.471										1	0	0	0	0	0	1
Ty Wigginton, R (1, 3) OBP: 0.368, SLG: 0.412		X 0-0 G6-3		X 0-0 8 HR 2-H 3-H 2B	S S S 0-3 K			S S S 0-3 K		4	1	1	2	0	2	2
(6, 5)																
Nick Green, R (1, 4) OBP: 0.263, SLG: 0.474		X 0-0 8 CS 1B		X 0-0 F9		X 0-0 F9		X 0-0 F8		3	0	1	0	0	0	1
39 Darnell McDonald, R (6, 7) OBP: 0.300, SLG: 0.250										1	0	0	0	0	0	0
8 Josh Paul, R (1, 2) OBP: 0.400, SLG: 0.500	B 1 SAFE 1-0 CS 1-2	X 0-0 G4-3		X 0-0 2-H HR	S S S 0-3 K			X 0-0 1B		3	1	1	2	0	1	0
17 Kevin Cash, R (7, 2) OBP: 0.429, SLG: 0.333										1	0	1	0	0	0	0
(8, 2)																
Casey Fossum, L (1, 1)			X 0-0 G6-3	X 0-0 G5-3		X 0-0 FC6-4 1B		S S S 0-3 K		1	0	0	0	0	0	0
Damon Hollins, R (4, PH) OBP: 0.440, SLG: 0.545										1	0	0	0	0	0	0
49 Jason Hammel, R (4, 1)										0	0	0	0	0	0	0
24 Sean Burroughs, L (6, PH) OBP: 0.263, SLG: 0.176										1	0	1	0	0	0	0
1 Fernando Cortez, L (6, PR) OBP: 0.300, SLG: 0.125										1	0	0	0	0	1	1
(6, 6)																

Inning Stats																																		
	R: 1	H: 1	R: 0	H: 1	R: 0	H: 0	R: 5	H: 3	R: 1	H: 2	R: 0	H: 1	R: 0	H: 1	R: 0	H: 1	R: 0	H: 1	1B: 6	SF: 0	WP: 1	PA: 41
	E: 0	LOB: 0	E: 0	LOB: 0	E: 0	LOB: 0	E: 0	LOB: 0	E: 0	LOB: 2	E: 0	LOB: 1	E: 0	LOB: 1	E: 0	LOB: 1	E: 0	LOB: 1	2B: 4	SAC: 0	PB: 1	
	K: 0	BB: 0	K: 0	BB: 0	K: 0	BB: 0	K: 0	BB: 0	K: 3	BB: 1	K: 1	BB: 0	K: 0	BB: 0	K: 2	BB: 0	K: 1	BB: 0	3B: 0	DP: 0	SB: 3	
	S: 4	P: 7	S: 3	P: 4	S: 3	P: 3	S: 6	P: 10	S: 11	P: 15	S: 6	P: 6	S: 4	P: 5	S: 8	P: 8	S: 6	P: 6	HR: 1	HBP: 2	CS: 1	

	AB	37
	R	7
	H	11
	RBI	7
	BB	1
	SO	7
	LOB	11

PITCHER		IP	WLS	BF	H	R	ER	SO	BB	IBB	HBP	BLK	WP	HR	S	P	ERA	WHIP
57 Zach Duke, L ERA: 8.0	(1, 1)	4.0	L	18	5	6	5	0	0	0	2	0	0	1	16	24	11.25	1.250
39 Marty McLeary, R ERA: 1.29	(5, 1)	2.0		10	3	1	1	4	1	0	0	0	0	0	17	21	4.50	2.000
70 Matt Peterson, R ERA: 3.0	(7, 1)	1.0		4	1	0	0	0	0	0	0	0	0	0	4	5	0.00	1.000
71 C.J. Nitkowski, L ERA:	(8, 1)	1.0		4	1	0	0	2	0	0	0	0	0	0	8	8	0.00	1.000
34 John Grabow, L ERA: 7.71	(9, 1)	1.0		4	1	0	0	1	0	0	0	0	1	0	6	6	0.00	1.000

PITCHER	IP	WLS	BF	H	R	ER	SO	BB	IBB	HBP	BLK	WP	HR	S	P	ERA	WHIP

Batter	1	2	3	4	5	6	7	8	9	AB	R	H	RBI	BB	SO	LOB
10 Rajai Davis, R (1, 8) OBP: 0.308, SLG: 0.318	G3		19 1B 1B 1-2		SF8 3-H		P4		FC5-4 1B	2	0	1	1	0	0	0
62 Andrew McCutchen, R (6, 8) OBP: 0.235, SLG: 0.188										2	0	1	0	0	0	0
19 José Bautista, R (1, 9) OBP: 0.520, SLG: 0.857	K		1-2 2-3 1B		HR 2-3 1B		F9		FC5-4 1B 1-2f	3	1	2	0	0	1	0
Jody Gerut, L (6, 9) OBP: 0.450, SLG: 0.333										2	0	0	0	0	0	1
Jose Castillo, R (1, 4) OBP: 0.389, SLG: 0.588	K		K		K		53 1B 1B		1B 1-2	3	0	0	0	0	3	5
Craig Stansberry, R (6, 4) OBP: 0.429, SLG: 0.846										2	0	2	0	0	0	0
Jason Bay, R (1, 7) OBP: 0.667, SLG: 1.667		K		1B	HR 1-H 3-H		1B 1-2		G1-3	3	1	2	3	0	1	0
53 Mike Edwards, R (6, 7) OBP: 0.455, SLG: 0.412										2	0	1	0	0	0	2
Craig Wilson, R (1, 3) OBP: 0.286, SLG: 0.480		BB 41 K2-4		K	P4		F7			2	0	0	0	1	1	1
37 Yurendell Decaster, R (6, 3)										1	0	0	0	0	0	2
41 Ryan Doumit, S (1, 2) OBP: 0.333, SLG: 0.600	K2-4 1-2f			F8	F7			BB 13 G6-4-3		3	0	0	0	0	1	2
70 Matt Peterson, R (7, 1)										0	0	0	0	0	0	0
71 C.J. Nitkowski, L (8, 1)										0	0	0	0	0	0	0
80 Steven Lerud, L (8, PH)										0	0	0	0	1	0	0
34 John Grabow, L (9, 1)										0	0	0	0	0	0	0
José Hernández, R (1, 6) OBP: 0.263, SLG: 0.278			K 57 FC2-6 1B	K		K	G6-4-3 1-2f			2	0	1	0	0	1	1
39 Marty McLeary, R (5, 1) OBP: 0.500, SLG: 0.500										0	0	0	0	0	0	0
13 J.J. Furmaniak, R (6, PH)										2	0	0	0	0	1	1
(7, 6)																
64 Jason Alfaro, R (1, 5) OBP: 0.533, SLG: 0.364			F9		HR 76 E 10 SF8 76 1B BB	1B		K		2	1	1	0	1	0	1
66 Paul Chiaffredo, R (7, 2) OBP: 0.300, SLG: 0.500										1	0	0	0	0	1	0
57 Zach Duke, L (1, 1)			FC2-6 1-2f 19 1B 10 1B		E8 1-3 19 1B HR	G5-3			K	1	0	0	0	0	0	1
76 Gookie Dawkins, R (5, 6) OBP: 0.182, SLG: 0.455										3	1	1	0	0	1	1
(7, 5)																
Inning Stats	R: 0 E: 0 K: 2 S: 7 H: 0 LOB: 0 BB: 0 P: 7	R: 0 E: 0 K: 2 S: 6 H: 0 LOB: 1 BB: 1 P: 10	R: 0 E: 0 K: 1 S: 8 H: 3 LOB: 3 BB: 0 P: 8	R: 0 E: 0 K: 2 S: 8 H: 1 LOB: 1 BB: 0 P: 8	R: 4 E: 1 K: 1 S: 8 H: 3 LOB: 0 BB: 1 P: 12	R: 0 E: 0 K: 1 S: 6 H: 1 LOB: 1 BB: 0 P: 6	R: 0 E: 0 K: 0 S: 5 H: 2 LOB: 2 BB: 0 P: 5	R: 0 E: 0 K: 1 S: 4 H: 0 LOB: 0 BB: 1 P: 8	R: 0 E: 0 K: 1 S: 7 H: 2 LOB: 2 BB: 0 P: 7	1B: 11 2B: 1 3B: 0 HR: 1	SF: 1 SAC: 0 DP: 2 HBP: 0						

PITCHER	IP	WLS	BF	H	R	ER	SO	BB	IBB	HBP	BLK	WP	HR	S	P	ERA	WHIP
Casey Fossum, L (1, 1)	3.0	W	12	3	0	0	5	1	0	0	0	0	0	21	25	0.00	1.333
ERA:																	
49 Jason Hammel, R (4, 1)	2.0		11	4	4	4	3	1	0	0	0	0	1	16	20	18.00	2.500
ERA: 7.71																	
54 Chad Orvella, R (6, 1)	1.0	H	4	1	0	0	1	0	0	0	0	0	0	6	6	0.00	1.000
ERA:																	
Jesus Colome, R (7, 1)	1.0	H	5	2	0	0	0	0	0	0	0	0	0	5	5	0.00	2.000
ERA: 4.91																	
Dan Miceli, R (8, 1)	1.0	H	3	0	0	0	1	1	0	0	0	0	0	4	8	0.00	1.000
ERA:																	

PITCHER	IP	WLS	BF	H	R	ER	SO	BB	IBB	HBP	BLK	WP	HR	S	P	ERA	WHIP
Jason Childers, R (9, 1)	1.0	S	5	2	0	0	1	0	0	0	0	0	0	7	7	0.00	2.000
ERA:																	

BOTTOM

Tampa Bay Devil Rays @ Pittsburgh Pirates

McKechnie Field, Bradenton, FL

Sun Mar 12 2006, 1:05 PM EST
Att. 5,919 - Partly Cloudy - 79 F

livebaseballscorecards.com

AB	36
R	4
H	12
RBI	4
BB	3
SO	11
LOB	18

1B: 11 SF: 1
2B: 1 SAC: 0
3B: 0 DP: 2
HR: 1 HBP: 0

WP: 0 PA: 40
PB: 0
SB: 0
CS: 0

Batter	1	2	3	4	5	6	7	8	9	AB	R	H	RBI	BB	SO	LOB
19 Bubba Crosby, L (1, 8) OBP: 0.250, SLG: 0.545	HR		B1-3		G5-3		BB		F8	3	1	1	1	1	0	1
64 Matt Childers, R (7, 1)										0	0	0	0	0	0	0
38 Ramiro Mendoza, R (8, 1)										0	0	0	0	0	0	0
64 Kevin Reese, L (9, PH) OBP: 0.321, SLG: 0.407										1	0	0	0	0	0	0
Miguel Cairo, R (1, 4) OBP: 0.300, SLG: 0.357	G6-3		2B			P3	G4-3		G4-3	3	0	1	0	0	0	0
61 Kevin Howard, L (6, 4) OBP: 0.250, SLG: 0.500										2	0	0	0	0	0	2
20 Jorge Posada, S (1, 2) OBP: 0.571, SLG: 1.000	BB		F9			1B		HR 1B	1B	2	0	1	0	1	0	1
26 Wil Nieves, R (7, 2) OBP: 0.400, SLG: 0.800										2	2	2	0	0	0	0
12 Andy Phillips, R (1, 3) OBP: 0.410, SLG: 0.471	F9-3			F9		1B		P4	HR	3	0	1	0	0	0	1
47 Ron Villone, L (6, 1)										0	0	0	0	0	0	0
27 Kevin Thompson, R (7, 8) OBP: 0.464, SLG: 0.560										2	1	1	2	0	0	1
Mitch Jones, R (1, 7) OBP: 0.324, SLG: 0.618		2B		P4		P4		HR	HR	5	2	3	3	0	0	2
28 Melky Cabrera, S (1, 9) OBP: 0.382, SLG: 0.469		SH1-3		F8		G4-3		K	2B	4	0	1	0	0	1	2
92 Marcos Vechionacci, S (1, 5) OBP: 0.308, SLG: 0.143		K			G6-3		G4-3	K	G3-1	5	0	0	0	0	2	2
91 Ramiro Pena, S (1, 6) OBP: 0.400, SLG: 0.467		F8			SH1-3	1B	G3		78 HR 1B	4	1	2	0	0	0	1
Jaret Wright, R (1, 1)			G4-3		SH1-3		2B		HR	1	0	0	0	0	0	0
Scott Proctor, R (4, 1)										0	0	0	0	0	0	0
78 Eric Duncan, L (6, 3) OBP: 0.458, SLG: 0.818										2	1	2	2	0	0	0
Inning Stats	R: 1 E: 0 K: 0 S: 3 H: 1 LOB: 0 BB: 1 P: 7	R: 0 E: 0 K: 1 S: 6 H: 1 LOB: 1 BB: 0 P: 6	R: 0 E: 0 K: 0 S: 4 H: 1 LOB: 1 BB: 0 P: 4	R: 0 E: 0 K: 0 S: 3 H: 0 LOB: 0 BB: 0 P: 3	R: 0 E: 0 K: 0 S: 4 H: 1 LOB: 1 BB: 0 P: 4	R: 0 E: 0 K: 0 S: 5 H: 2 LOB: 2 BB: 0 P: 5	R: 0 E: 0 K: 0 S: 4 H: 1 LOB: 2 BB: 1 P: 8	R: 2 E: 0 K: 2 S: 9 H: 2 LOB: 0 BB: 0 P: 9	R: 5 E: 0 K: 0 S: 9 H: 6 LOB: 1 BB: 0 P: 9	1B: 6 2B: 5 3B: 0 HR: 5 SF: 0 SAC: 2 DP: 1 HBP: 0	WP: 0 PB: 0 SB: 0 CS: 0 PA: 43					

PITCHER		IP	WLS	BF	H	R	ER	SO	BB	IBB	HBP	BLK	WP	HR	S	P	ERA	WHIP
18 Sean Burnett, L ERA: 3.0	(1, 1)	3.0	W	12	3	1	1	1	1	0	0	0	0	1	13	17	3.00	1.333
45 Ian Snell, R ERA: 2.0	(4, 1)	3.0		12	3	0	0	0	0	0	0	0	0	0	12	12	0.00	1.000
Michael Gonzalez, L ERA: 3.0	(7, 1)	1.0		5	1	0	0	0	1	0	0	0	0	0	4	8	0.00	2.000
27 Terry Adams, R ERA: 7.2	(8, 1)	1.0		5	2	2	2	2	0	0	0	0	0	1	9	9	18.00	2.000
68 Scott Strickland, R ERA: 7.94	(9, 1)	0.2		7	5	5	5	0	0	0	0	0	0	3	7	7	67.50	7.500

PITCHER		IP	WLS	BF	H	R	ER	SO	BB	IBB	HBP	BLK	WP	HR	S	P	ERA	WHIP
63 Matt Whiteside, R ERA: 4.15	(9, 1)	0.1	S	2	1	0	0	0	0	0	0	0	0	0	2	2	0.00	3.000

TOP

New York Yankees @ Pittsburgh Pirates

McKechnie Field, Bradenton, FL

Mon Mar 13 2006, 1:05 PM EST

Att. 6,002 - Partly Cloudy - 78 F

livebaseballscorecards.com

AB	39
R	8
H	15
RBI	8
BB	2
SO	3
LOB	13

Batter	1	2	3	4	5	6	7	8	9	AB	R	H	RBI	BB	SO	LOB
13 Nate McLouth, L (1, 8) OBP: 0.400, SLG: 0.727 (6, 7)	x 0-0 19 1B 19 S 1B 1B	x 0-0 ①② G6-4-3 1-2f 2-3 3-H	x 0-0 ③ F9		x 0-0 ③ G4-3			B B X 2-0 ② F8		4	1	1	0	0	0	5
Brandon Chaves, S (8, PH)										1	0	0	0	0	0	0
68 Scott Strickland, R (9, 1)										0	0	0	0	0	0	0
63 Matt Whiteside, R (9, 1)										0	0	0	0	0	0	0
19 José Bautista, R (1, 4) OBP: 0.517, SLG: 0.792	B X 1-0 1B 1-3 SF8 1B	x 0-0 ③ G5-3		x 0-0 ① F9		H 1-0 37 FC1-6 HBP		B B B B 4-0 BB		3	1	1	0	0	0	1
Craig Stansberry, R (6, PR) OBP: 0.467, SLG: 0.846 (7, 4)										0	0	0	0	1	0	0
Sean Casey, L (1, 3) OBP: 0.615, SLG: 0.636	x 0-0 G3-6-3 1-3 3-H 1B	B B B 4-0 2B 1B BB	x 0-0 G6-4-3 1B			x 0-0 ① FC1-6 FC6-4 1-2f		S S S 0-3 ③ K		2	1	2	1	1	0	0
37 Yurendell Decaster, R (6, 3)										2	0	0	0	0	1	2
Jason Bay, R (1, 7) OBP: 0.500, SLG: 1.400	x 0-0 ① SF8 3-H	x 0-0 1B 1-3 HR 2B	x 0-0 ②③ G6-4-3 1-2f			x 0-0 ② P3				2	1	1	1	0	0	1
62 Andrew McCutchen, R (6, 8) OBP: 0.222, SLG: 0.176										1	0	0	0	0	0	1
Jeromy Burnitz, L (1, 9) OBP: 0.462, SLG: 1.154	x 0-0 ②③ G3-6-3 1-2f	x 0-0 2-3 3-H HR 1B			x 0-0 HR	x 0-0 ③ FC6-4 1-2f				3	2	2	2	0	0	1
Rich Thompson, L (6, 9)										1	0	0	0	0	0	1
Joe Randa, R (1, 5) OBP: 0.400, SLG: 0.786	x 0-0 1B 41 1B 1B	x 0-0 1-H 3-H HR			x 0-0 ① G6-3		x 0-0 66 G5-4-3 1B			3	2	2	3	0	0	0
53 Mike Edwards, R (6, 5) OBP: 0.478, SLG: 0.444										1	0	1	0	0	0	0
José Hernández, R (1, 6) OBP: 0.273, SLG: 0.286	x 0-0 ① 41 1B 13 G6-4-3 1-2 1B	x 0-0 ① F9			x 0-0 E6 41 FC4-6		S S S 0-3 ① K			3	1	1	0	0	0	0
Javier Guzman, S (6, 6) OBP: 0.200, SLG: 0.077										1	0	0	0	0	1	1
41 Ryan Doumit, S (1, 2) OBP: 0.333, SLG: 0.556	x 0-0 13 18 G6-4-3 1B 1-3 2-H 1B	x 0-0 ② F9			x 0-0 ② FC4-6 45 PB 1-2f		x 0-0 ②③ G5-4-3 1-2f			3	0	1	1	0	0	1
66 Paul Chiaffredo, R (6, 2) OBP: 0.273, SLG: 0.455										1	0	0	0	0	0	1
Milver Reyes, R (9, 2)										0	0	0	0	0	0	0
18 Sean Burnett, L (1, 1) OBP: 1.000, SLG: 1.000	x 0-0 13 G6-4-3 1-2 1B	x 0-0 1B			B B B 4-0 1-2 BB			S S S 0-3 ① K		1	0	1	0	0	0	0
Brian Bixler, R (3, PH) OBP: 1.000, SLG: 1.000										1	0	1	0	0	0	0
45 Ian Snell, R (4, 1) OBP: 1.000, SLG: 1.000										0	0	0	0	1	0	0
Michael Gonzalez, R (7, 1)										0	0	0	0	0	0	0
27 Terry Adams, R (8, 1)										0	0	0	0	0	0	0
Nyjer Morgan, L (8, PH)										1	0	0	0	0	1	0
(9, 7)																
Inning Stats	R: 2 E: 0 K: 0 S: 5 H: 3 LOB: 0 BB: 0 P: 6	R: 2 E: 0 K: 0 S: 6 H: 4 LOB: 1 BB: 0 P: 6	R: 4 E: 0 K: 0 S: 7 H: 4 LOB: 1 BB: 1 P: 11	R: 0 E: 0 K: 0 S: 3 H: 1 LOB: 0 BB: 0 P: 3	R: 1 E: 1 K: 0 S: 5 H: 1 LOB: 2 BB: 1 P: 9	R: 0 E: 0 K: 0 S: 3 H: 0 LOB: 1 BB: 0 P: 4	R: 0 E: 0 K: 1 S: 5 H: 1 LOB: 0 BB: 0 P: 5	R: 0 E: 0 K: 2 S: 7 H: 0 LOB: 1 BB: 1 P: 13		1B: 11 2B: 1 3B: 0 HR: 2	SF: 1 SAC: 0 DP: 4 HBP: 1						

PITCHER		IP	WLS	BF	H	R	ER	SO	BB	IBB	HBP	BLK	WP	HR	S	P	ERA	WHIP
Jaret Wright, R ERA: 12.91	(1, 1)	3.0	L	19	11	8	8	0	1	0	0	0	0	1	18	23	24.00	4.000
Scott Proctor, R ERA: 2.25	(4, 1)	2.0		9	2	1	1	0	1	0	0	0	0	1	8	12	4.50	1.500
47 Ron Villone, L ERA: 4.5	(6, 1)	1.0		4	0	0	0	0	0	0	1	0	0	0	3	4	0.00	0.000
64 Matt Childers, R ERA:	(7, 1)	1.0		3	1	0	0	1	0	0	0	0	0	0	5	5	0.00	1.000
38 Ramiro Mendoza, R ERA: 3.38	(8, 1)	1.0		4	0	0	0	2	1	0	0	0	0	0	7	13	0.00	1.000

PITCHER	IP	WLS	BF	H	R	ER	SO	BB	IBB	HBP	BLK	WP	HR	S	P	ERA	WHIP

BOTTOM

New York Yankees @ Pittsburgh Pirates

Mon Mar 13 2006, 1:05 PM EST
McKechnie Field, Bradenton, FL
Att. 6,002 - Partly Cloudy - 78 F

livebaseballscorecards.com

AB	34
R	9
H	14
RBI	8
BB	3
SO	3
LOB	15

1B: 11	SF: 1	WP: 0	PA: 39
2B: 1	SAC: 0	PB: 1	
3B: 0	DP: 4	SB: 1	
HR: 2	HBP: 1	CS: 0	

Pittsburgh Pirates @ Detroit Tigers

Joker Marchant Stadium, Lakeland, FL

Mon Mar 13 2006, 1:05 PM EST

Att. 2,875 - Partly Cloudy - 83 F

TOP

livebaseballscorecards.com

Batter	1	2	3	4	5	6	7	8	9	AB	R	H	RBI	BB	SO	LOB
10 Rajai Davis, R (1, 8) OBP: 0.375, SLG: 0.429	1B	2B		1B	1B		G5-3		F9	6	2	4	2	0	0	0
2 Jack Wilson, R (1, 6) 76 Gookie Dawkins, R (6, 6) OBP: 0.400, SLG: 0.375 OBP: 0.250, SLG: 0.455	1B	FC5-2		1B	FC5-4			BB		4 0	1 0	2 0	0 0	0 1	0 0	4 0
12 Freddy Sanchez, R (1, 5) 64 Jason Alfaro, R (6, 5) OBP: 0.385, SLG: 0.522 OBP: 0.500, SLG: 0.333	G6-3	F8		G4-3		FC4-6 F8-2		K		4 1	1 0	3 0	3 0	0 0	0 1	2 1
Craig Wilson, R (1, 10) Vic Buttler, L (8, PH) (8, 10) OBP: 0.281, SLG: 0.429	G6-3		P1	K		FC4-6		K		3 1	0 0	0 0	1 0	1 0	1 1	2 1
Jody Gerut, L (1, 9) Adam Boeve, R (6, 9) OBP: 0.375, SLG: 0.263 OBP: 1.000, SLG: 1.000	K		E3	G4-3		FC4-6				4 1	1 0	0 1	0 0	0 0	1 0	4 0
Brad Eldred, R (1, 3) OBP: 0.258, SLG: 0.483	P5		E5		P3	F8-2		K		5	0	0	0	0	1	5
Jose Castillo, R (1, 4) 13 J.J. Furmaniak, R (7, 4) OBP: 0.455, SLG: 0.579 OBP: 0.294, SLG: 0.308		1B	BB		BB		P5		HR	2 1	2 1	1 1	0 1	2 0	0 0	0 0
65 Ray Sadler, R (1, 7) OBP: 0.500, SLG: 0.783		1B	SF7		F8		HR		G5-3	4	1	2	2	0	0	1
11 Humberto Cota, R (1, 2) 78 Carlos Maldonado, R (6, 2) OBP: 0.267, SLG: 0.083 OBP: 0.286, SLG: 1.143		K	FC6-4		1B		K		F7	3 2	0 0	1 0	0 0	0 0	1 1	4 0

	AB	41
	R	9
	H	15
	RBI	9
	BB	4
	SO	7
	LOB	24

Inning Stats	1	2	3	4	5	6	7	8	9
	R: 3 E: 0 K: 1 S: 8	R: 1 E: 0 K: 1 S: 8	R: 1 E: 2 K: 0 S: 5	R: 1 E: 0 K: 1 S: 7	R: 1 E: 0 K: 0 S: 5	R: 0 E: 0 K: 0 S: 3	R: 1 E: 0 K: 1 S: 6	R: 0 E: 0 K: 3 S: 10	R: 1 E: 0 K: 0 S: 4
	H: 3 LOB: 0 BB: 0 P: 8	H: 3 LOB: 2 BB: 0 P: 8	H: 0 LOB: 2 BB: 1 P: 9	H: 3 LOB: 1 BB: 0 P: 8	H: 2 LOB: 2 BB: 1 P: 9	H: 1 LOB: 1 BB: 1 P: 7	H: 1 LOB: 0 BB: 0 P: 6	H: 1 LOB: 2 BB: 1 P: 14	H: 1 LOB: 0 BB: 0 P: 4

| | | | |

Pittsburgh Pirates @ Detroit Tigers

Joker Marchant Stadium, Lakeland, FL

Mon Mar 13 2006, 1:05 PM EST
Att. 2,875 - Partly Cloudy - 83 F

livebaseballscorecards.com

BOTTOM

Batter	1	2	3	4	5	6	7	8	9	AB	R	H	RBI	BB	SO	LOB
Nook Logan, S (1, 8) OBP: 0.192, SLG: 0.125 72 Ryan Ludwick, R (6, 9) OBP: 0.300, SLG: 0.579	15 1B 31 SF7 1B		BBB 4-0 15 G4-3 BB		SSS 0-3 ① K		x 0-0 ② F8			2	1	1	0	1	1	0
										1	0	0	0	0	0	0
15 Brandon Inge, R (1, 5) OBP: 0.452, SLG: 0.679 Nick McIntyre, S (8, 5) OBP: 0.167, SLG: 0.167	x 0-0 1-3 1B		x 0-0 ①② G4-3 1-2f		x 0-0 ② F8		x 0-0 ③ G1-3			4	0	1	0	0	0	1
										0	0	0	0	0	0	0
31 Chris Shelton, R (1, 3) OBP: 0.364, SLG: 0.741	x 0-0 ① SF7 3-H		x 0-0 HR		x 0-0 33 2B 1B			x 0-0 ① G4-3		3	1	2	2	0	0	0
33 Marcus Thames, R (1, 7) OBP: 0.379, SLG: 0.667	CSS 0-3 ② K		x 0-0 24 BB 1B		x 0-0 ③ 1-H 2B			x 0-0 ② P5		4	0	2	0	0	1	1
24 Brent Clevlen, R (1, 9) OBP: 0.500, SLG: 0.864 (6, 8)	x 0-0 ③ L9		BBBB 4-0 1-2 BB			x 0-0 ① F9		SSS 0-3 ③ K		3	0	0	0	1	1	1
67 Mike Hessman, R (1, 10) OBP: 0.240, SLG: 0.409		x 0-0 ① G5-3	x 0-0 ③ P6			BBBB 4-0 13 BB BB			x 0-0 ① G5-3	3	0	0	0	1	0	2
13 Vance Wilson, R (1, 2) OBP: 0.409, SLG: 0.550 64 Max St. Pierre, R (7, 2) OBP: 0.667, SLG: 0.500		x 0-0 20 1B 1B		x 0-0 G5-4-3 1B		BBBB 4-0 1-2 20 G5-4-3 BB			x 0-0 ② F7	2	0	2	0	1	0	0
										1	0	0	0	0	0	0
20 Omar Infante, R (1, 4) OBP: 0.462, SLG: 0.500 19 Kevin Hooper, R (7, 4) OBP: 0.235, SLG: 0.200		x 0-0 1-2 G5-4-3 1B		SSS 0-3 ① K		x 0-0 ②③ 1-2f G5-4-3			x 0-0 ③ F9	3	0	1	0	0	1	3
										1	0	0	0	0	0	0
Tony Giarratano, S (1, 6) OBP: 0.100, SLG: 0.100		x 0-0 ②③ 1-2f G5-4-3		x 0-0 ②③ 1-2f G5-4-3			x 0-0 ① F9			3	0	0	0	0	0	3
Inning Stats	R: 1 E: 0 K: 1 S: 7 H: 2 LOB: 1 BB: 0 P: 7	R: 0 E: 0 K: 0 S: 4 H: 2 LOB: 1 BB: 0 P: 4	R: 1 E: 0 K: 0 S: 4 H: 2 LOB: 2 BB: 2 P: 12	R: 0 E: 0 K: 1 S: 5 H: 1 LOB: 0 BB: 0 P: 5	R: 0 E: 0 K: 1 S: 6 H: 2 LOB: 2 BB: 0 P: 6	R: 0 E: 0 K: 0 S: 2 H: 0 LOB: 1 BB: 2 P: 10	R: 0 E: 0 K: 0 S: 3 H: 0 LOB: 0 BB: 0 P: 3	R: 0 E: 0 K: 1 S: 5 H: 0 LOB: 0 BB: 0 P: 5	R: 0 E: 0 K: 0 S: 3 H: 0 LOB: 0 BB: 0 P: 3	1B: 7 2B: 1 3B: 0 HR: 1	SF: 1 SAC: 0 DP: 4 HBP: 0						

	AB	30
	R	2
	H	9
	RBI	2
	BB	4
	SO	4
	LOB	11

WP: 0 PB: 0 SB: 0 CS: 0 PA: 35

PITCHER		IP	WLS	BF	H	R	ER	SO	BB	IBB	HBP	BLK	WP	HR	S	P	ERA	WHIP
28 Paul Maholm, L ERA: 10.0	(1, 1)	4.0	W	18	7	2	2	2	2	0	0	0	0	1	20	28	4.50	2.250
24 Tom Gorzelanny, L ERA: 1.17	(5, 1)	3.0		11	2	0	0	1	2	0	0	0	0	0	11	19	0.00	1.333
Roberto Hernandez, R ERA:	(8, 1)	1.0		3	0	0	0	1	0	0	0	0	0	0	5	5	0.00	0.000
67 Jorge Vasquez, R ERA: 4.91	(9, 1)	1.0		3	0	0	0	0	0	0	0	0	0	0	3	3	0.00	0.000

PITCHER	IP	WLS	BF	H	R	ER	SO	BB	IBB	HBP	BLK	WP	HR	S	P	ERA	WHIP

Batter	1	2	3	4	5	6	7	8	9	AB	R	H	RBI	BB	SO	LOB
13 Nate McLouth, L (1, 8) (5, 9) OBP: 0.433, SLG: 0.704	0-0 12 L6-4 76 1B 1B	0-3 K			0-0 76 2B 2-H 1B		0-0 19 FC6-5 76 1B 1B	0-3 K		5	1	3	1	0	2	4
76 Gookie Dawkins, R (1, 6) OBP: 0.375, SLG: 0.600 37 Yurendell Decaster, R (9, PH)	0-0 1B 1-2 1B		0-3 K		0-0 12 SH1-3 1-H 2B		0-0 19 FC6-5 1-2 1B		4-0 19 G5-4-3 BB	4	0	3	1	0	1	0
										0	0	0	0	1	0	0
12 Freddy Sanchez, R (1, 5) OBP: 0.393, SLG: 0.520 19 José Bautista, R (6, 5) OBP: 0.484, SLG: 0.731	0-0 L6-4 2-2		0-0 FC4-6 1B		0-0 SH1-3 2-3		0-0 FC6-5 1-2 2-3f		0-0 G5-4-3 1-2f	2	0	1	0	0	0	2
										2	0	0	0	0	0	3
Jason Bay, R (1, 7) OBP: 0.444, SLG: 1.000 53 Mike Edwards, R (5, 7) OBP: 0.480, SLG: 0.600	0-0 1-2 1B		0-0 FC4-6 1-2f		0-0 P3		0-0 F7		0-0 HR	3	0	1	0	0	0	2
										2	1	1	1	0	0	2
Jeromy Burnitz, L (1, 9) OBP: 0.375, SLG: 0.938 10 Rajai Davis, R (5, 8) OBP: 0.353, SLG: 0.400	0-0 P5		0-0 G3-1		0-0 F7		0-0 G5-3		0-0 G6-3	3	0	0	0	0	0	4
										2	0	0	0	0	0	2
Brad Eldred, R (1, 3) OBP: 0.229, SLG: 0.424		0-0 F7		0-3 K		0-0 P4		0-3 K		4	0	0	0	0	2	0
José Hernández, R (1, 4) OBP: 0.240, SLG: 0.250 64 Jason Alfaro, R (6, 4) OBP: 0.529, SLG: 0.385		0-0 F7		0-3 K		0-0 G4-3		0-0 78 HBP 1B		3	0	0	0	0	1	0
										1	0	1	0	0	0	0
65 Ray Sadler, R (1, 10) OBP: 0.500, SLG: 0.731		4-0 11 BB BB		0-3 K		0-0 1B		0-0 F9		3	0	1	0	1	1	1
11 Humberto Cota, R (1, 2) OBP: 0.333, SLG: 0.214 78 Carlos Maldonado, R (6, 2) OBP: 0.375, SLG: 1.143		4-0 1-2 BB			0-0 13 1B 2B	0-0 F8		2-0 1-2 HBP		2	1	1	0	1	0	1
										0	0	0	0	0	0	0
Inning Stats	R: 0 E: 0 K: 0 S: 5 H: 3 LOB: 2 BB: 0 P: 5	R: 0 E: 0 K: 1 S: 5 H: 0 LOB: 2 BB: 2 P: 13	R: 0 E: 0 K: 1 S: 6 H: 1 LOB: 1 BB: 0 P: 6	R: 0 E: 0 K: 3 S: 9 H: 0 LOB: 0 BB: 0 P: 9	R: 2 E: 0 K: 0 S: 6 H: 3 LOB: 1 BB: 0 P: 6	R: 0 E: 0 K: 0 S: 4 H: 1 LOB: 1 BB: 0 P: 4	R: 0 E: 0 K: 0 S: 5 H: 2 LOB: 2 BB: 0 P: 5	R: 0 E: 0 K: 2 S: 8 H: 1 LOB: 2 BB: 0 P: 10	R: 1 E: 0 K: 0 S: 3 H: 1 LOB: 0 BB: 1 P: 7	1B: 9 2B: 3 3B: 0 HR: 1	SF: 0 SAC: 1 DP: 2 HBP: 1						

PITCHER		IP	WLS	BF	H	R	ER	SO	BB	IBB	HBP	BLK	WP	HR	S	P	ERA	WHIP
Matt Garza, R ERA: 1.23	(1, 1)	2.0		10	3	0	0	1	2	0	0	0	0	0	10	18	0.00	2.500
54 Matt Guerrier, R ERA: 6.0	(3, 1)	2.0	W	10	4	2	2	4	0	0	0	0	0	0	18	18	9.00	2.000
Ryan Glynn, R ERA:	(5, 1)	2.0		7	1	0	0	0	0	0	0	0	0	0	7	7	0.00	0.500
Pete Munro, R ERA:	(7, 1)	1.0	H	5	2	0	0	0	0	0	0	0	0	0	5	5	0.00	2.000
85 Julio DePaula, R ERA:	(8, 1)	1.0	H	5	1	0	0	2	0	0	1	0	0	0	8	10	0.00	1.000

PITCHER		IP	WLS	BF	H	R	ER	SO	BB	IBB	HBP	BLK	WP	HR	S	P	ERA	WHIP
Matt Ford, L ERA: 9.0	(9, 1)	1.0	S	4	1	1	1	0	1	0	0	0	0	1	3	7	9.00	2.000

TOP

Pittsburgh Pirates @ Minnesota Twins

Hammond Stadium, Fort Myers, FL

Wed Mar 15 2006, 1:05 PM EST

Att. 6,586 - Sunny - 75 F

livebaseballscorecards.com

AB	36
R	3
H	12
RBI	3
BB	3
SO	7
LOB	21

WP: 0 PB: 0 SB: 0 CS: 0 PA: 41

BOTTOM

Pittsburgh Pirates @ Minnesota Twins

Hammond Stadium, Fort Myers, FL

Wed Mar 15 2006, 1:05 PM EST

Att. 6,586 - Sunny - 75 F

livebaseballscorecards.com

Batter	1	2	3	4	5	6	7	8	9	AB	R	H	RBI	BB	SO	LOB
Shannon Stewart, R (1, 7) OBP: 0.389, SLG: 0.625 Jason Tyner, L (4, PR) (5, 7) OBP: 0.429, SLG: 0.444	F8		HR 1-H	BB 38 BB		E1		FC6-4 1-2f		2 2	1 0	1 0	2 0	1 0	0 0	0 2
38 Luis Antonio Rodriguez, S (3, 4) OBP: 0.286, SLG: 0.281 Felix Molina, S (7, 4) OBP: 1.000, SLG: 1.000	G6-3		BB 55 1B	BB 1-2		L9				2 0	0 0	0 0	0 0	2 0	0 0	1 0
55 Mike Redmond, R (1, 2) OBP: 0.333, SLG: 0.333 51 Shawn Wooten, R (6, 2) OBP: 0.267, SLG: 0.083	G6-3		1B 1-2	F8			F9			3 1	0 0	1 0	0 0	0 0	0 0	3 0
24 Rondell White, R (1, 10) OBP: 0.407, SLG: 0.769 11 Josh Rabe, R (7, PH) (8, 10) OBP: 0.333, SLG: 0.550	K	F7			HR		2B 20 F7-6-5			3 1	1 0	1 1	1 0	0 0	1 0	2 0
Torii Hunter, R (1, 8) OBP: 0.429, SLG: 0.684 20 Lew Ford, R (5, 8) OBP: 0.280, SLG: 0.478	BB CS			P4	L7		F7-6-5 2-3			1 2	0 0	0 0	0 0	1 0	0 0	0 1
21 Ruben Sierra, S (1, 9) OBP: 0.474, SLG: 0.400 Jason Pridie, L (5, 9) OBP: 0.500, SLG: 0.545	F8			1B 2B	G4-3			1B 15 1B		2 2	1 0	1 1	0 0	0 0	0 0	1 0
Tony Batista, R (1, 5) OBP: 0.250, SLG: 0.357 15 Glenn Williams, S (6, 5) OBP: 0.294, SLG: 0.353	CS 1-2		1B G6-4-3	F9	F9			1B FC6-4 1-2		3 1	0 0	1 1	0 0	0 0	0 0	1 0
Terry Tiffee, S (1, 3) OBP: 0.414, SLG: 0.552 Garrett Jones, L (5, 3) OBP: 0.318, SLG: 0.429			G6-4-3 1-2f	1B 2B 1-2		K		K		2 2	1 0	1 0	0 0	0 0	0 2	1 2
Jason Bartlett, R (1, 6) OBP: 0.478, SLG: 0.476 Gil Velazquez, R (7, 6)			BB S HR	2B 1-H 2-H		F9		K		2 1	1 0	1 0	2 0	1 0	0 1	0 2
Inning Stats	R: 0 E: 0 K: 0 S: 3 H: 0 LOB: 0 BB: 0 P: 3	R: 0 E: 0 K: 1 S: 4 H: 0 LOB: 0 BB: 1 P: 9	R: 2 E: 0 K: 0 S: 6 H: 3 LOB: 2 BB: 2 P: 15	R: 2 E: 0 K: 0 S: 6 H: 3 LOB: 3 BB: 2 P: 14	R: 1 E: 0 K: 0 S: 4 H: 1 LOB: 0 BB: 0 P: 4	R: 0 E: 1 K: 1 S: 6 H: 0 LOB: 1 BB: 0 P: 6	R: 0 E: 0 K: 0 S: 3 H: 1 LOB: 0 BB: 0 P: 3	R: 0 E: 0 K: 2 S: 9 H: 2 LOB: 2 BB: 0 P: 9		1B: 6 2B: 3 3B: 0 HR: 2	SF: 0 SAC: 0 DP: 2 HBP: 0						

	AB	32
	R	5
	H	10
	RBI	5
	BB	5
	SO	4
	LOB	16

WP: 0 PB: 0 SB: 1 CS: 1 PA: 38

PITCHER		IP	WLS	BF	H	R	ER	SO	BB	IBB	HBP	BLK	WP	HR	S	P	ERA	WHIP
24 Brandon Duckworth, R ERA: 3.24	(1, 1)	3.1	L	14	3	2	2	1	3	0	0	0	0	1	14	28	5.40	1.800
71 C.J. Nitkowski, L ERA: 7.71	(4, 1)	0.1		6	3	2	2	0	2	0	0	0	0	0	4	12	54.00	15.000
Victor Santos, R ERA: 5.59	(4, 1)	2.1		9	1	1	1	1	0	0	0	0	0	1	11	11	3.86	0.429
Michael Gonzalez, L ERA: 2.25	(7, 1)	1.0		3	1	0	0	0	0	0	0	0	0	0	3	3	0.00	1.000
34 John Grabow, L ERA: 6.35	(8, 1)	1.0		5	2	0	0	2	0	0	0	0	0	0	9	9	0.00	2.000

PITCHER	IP	WLS	BF	H	R	ER	SO	BB	IBB	HBP	BLK	WP	HR	S	P	ERA	WHIP

Batter	1	2	3	4	5	6	7	8	9	AB	R	H	RBI	BB	SO	LOB
10 Rajai Davis, R (1, 8) OBP: 0.342, SLG: 0.382	C C C 0-3 ① K		X 0-0 2 1B 2 E G4-3 1B		X 0-0 ① G6-3		C C C 0-3 ① K			4	1	1	0	0	2	1
2 Jack Wilson, R (1, 6) OBP: 0.385, SLG: 0.364	X 0-0 ② P6		S 1 SAFE X 0-1 G4-3 1-3 1B		X 0-0 ② G6-3		X 0-0 ②③ G6-4-3 1-2f			3	0	1	0	0	0	0
13 J.J. Furmaniak, R (6, 6) OBP: 0.278, SLG: 0.286										1	0	0	0	0	0	1
Sean Casey, L (1, 3) OBP: 0.500, SLG: 0.500	C C C 0-3 ③ K		X 0-0 ② G4-3 1-2 3-H		X 0-0 ③ F8			X 0-0 64 FC6-4 1B		3	0	0	1	0	1	1
Jody Gerut, L (6, 9) OBP: 0.400, SLG: 0.300										1	0	1	0	0	0	0
Craig Wilson, R (1, 7) OBP: 0.257, SLG: 0.387		S S S 0-3 ① K	X 0-0 ③ L5			S S S 0-3 ① K		X 0-0 ① FC6-4 53 G6-4-3 1-2f		3	0	0	0	0	2	1
64 Jason Alfaro, R (6, 4) OBP: 0.500, SLG: 0.357										1	0	0	0	0	0	1
41 Ryan Doumit, S (1, 2) OBP: 0.375, SLG: 0.700		X 0-0 HR		X 0-0 ① L8		B B B B 4-0 1B BB		X 0-0 ②③ G6-4-3 1-2f		2	1	1	1	1	0	0
53 Mike Edwards, R (6, 5) OBP: 0.462, SLG: 0.571										1	0	0	0	0	0	1
Joe Randa, R (1, 5) OBP: 0.444, SLG: 0.813		X 0-0 2B		B B B B 4-0 65 PB 1B BB		C C C 0-3 ② K			S S S 0-3 ① K	2	0	1	0	1	1	1
37 Yurendell Decaster, R (6, 3)										1	0	0	0	0	1	0
Jose Castillo, R (1, 4) OBP: 0.480, SLG: 0.591		X 0-0 ② F8		X 0-0 65 PB 1-2 1B		X 0-0 65 FC5-4 1-2 1B			X 0-0 ② F7	3	0	2	0	0	0	1
66 Paul Chiaffredo, R (6, 2) OBP: 0.250, SLG: 0.417										1	0	0	0	0	0	0
65 Ray Sadler, R (1, 9) OBP: 0.441, SLG: 0.633		X 0-0 ③ G5-3		S S S 0-3 ② K 1-2 2-3		X 0-0 ③ FC5-4 1-2f			S S S 0-3 ③ K	4	0	0	0	0	2	5
(6, 7)																
57 Zach Duke, L (1, 1)			X 0-0 ① L6	X 0-0 ③ G4-3			B B B B 4-0 13 G6-4-3 BB			2	0	0	0	0	0	2
22 Ryan Vogelsong, R (4, 1)										0	0	0	0	0	0	0
78 Carlos Maldonado, R (7, PH) OBP: 0.444, SLG: 1.143										0	0	0	0	1	0	0
Roberto Hernandez, R (7, 1)										0	0	0	0	0	0	0
56 Britt Reames, R (8, 1)										0	0	0	0	0	0	0

TOP

Pittsburgh Pirates @ Cincinnati Reds

Ed Smith Stadium, Sarasota, FL

Thu Mar 16 2006, 1:05 PM EST

Att. 5,112 - Cloudy - 75 F

livebaseballscorecards.com

	AB	32
	R	2
	H	7
	RBI	2
	BB	3
	SO	9
	LOB	15

Inning Stats	1	2	3	4	5	6	7	8	9
	R: 0 E: 0 K: 2 S: 7	H: 0 LOB: 0 BB: 0 P: 7	R: 1 E: 0 K: 1 S: 7	H: 2 LOB: 1 BB: 0 P: 7	R: 1 E: 1 K: 0 S: 6	H: 2 LOB: 1 BB: 0 P: 6	R: 0 E: 0 K: 1 S: 6	H: 1 LOB: 2 BB: 1 P: 10	R: 0 E: 0 K: 0 S: 3	H: 0 LOB: 0 BB: 0 P: 3
	R: 0 E: 0 K: 2 S: 8	H: 1 LOB: 2 BB: 1 P: 12	R: 0 E: 0 K: 1 S: 4	H: 0 LOB: 0 BB: 1 P: 8	R: 0 E: 0 K: 0 S: 3	H: 1 LOB: 0 BB: 0 P: 3	R: 0 E: 0 K: 2 S: 7	H: 0 LOB: 0 BB: 0 P: 7		

	1B: 5	SF: 0	WP: 0	PA: 35
	2B: 1	SAC: 0	PB: 1	
	3B: 0	DP: 2	SB: 0	
	HR: 1	HBP: 0	CS: 0	

PITCHER		IP	WLS	BF	H	R	ER	SO	BB	IBB	HBP	BLK	WP	HR	S	P	ERA	WHIP
Brandon Claussen, L ERA: 2.45	(1, 1)	4.0	W	18	5	2	1	4	1	0	0	0	0	1	26	30	2.25	1.500
Ryan Wagner, R ERA: 4.5	(5, 1)	1.0		3	0	0	0	0	0	0	0	0	0	0	3	3	0.00	0.000
25 David Weathers, R ERA: 10.5	(6, 1)	1.0	H	5	1	0	0	2	1	0	0	0	0	0	8	12	0.00	2.000
Kent Mercker, L ERA:	(7, 1)	1.0	H	3	0	0	0	1	1	0	0	0	0	0	4	8	0.00	1.000
Rick White, R ERA: 4.15	(8, 1)	1.0		3	1	0	0	0	0	0	0	0	0	0	3	3	0.00	1.000

PITCHER		IP	WLS	BF	H	R	ER	SO	BB	IBB	HBP	BLK	WP	HR	S	P	ERA	WHIP
Chris Hammond, L ERA:	(9, 1)	1.0		3	0	0	0	2	0	0	0	0	0	0	7	7	0.00	0.000

BOTTOM

Pittsburgh Pirates @ Cincinnati Reds

Ed Smith Stadium, Sarasota, FL

Thu Mar 16 2006, 1:05 PM EST

Att. 5,112 - Cloudy - 75 F

Batter	1	2	3	4	5	6	7	8	9	AB	R	H	RBI	BB	SO	LOB
6 Ryan Freel, R (1, 8) OBP: 0.189, SLG: 0.152	SSS 0-3 K ①		SSS 0-3 K ①		X 0-0 1B 2B	H 1-0 77 FC5 1-2 2-3 3-H HBP	X 0-0 F9 ③			3	1	1	0	0	2	0
16 Frank Menechino, R (6, 4) OBP: 0.250, SLG: 0.143										1	0	0	1	0	0	2
Tony Womack, L (1, 4) OBP: 0.370, SLG: 0.360	X 0-0 P6 ②		X 0-0 G6-3 ②		SSS 0-3 K ①	SSS 0-3 K ②		X 0-0 G6-3 ①		3	0	0	0	0	1	1
43 Matt Kata, S (6, 6) OBP: 0.208, SLG: 0.217										2	0	0	0	0	1	3
Felipe Lopez, S (1, 6) OBP: 0.265, SLG: 0.303	SSS 0-3 K ③		X 0-0 F9 ③		X 0-0 S 1B 2-H	X 0-0 FC5 ③ 1-2 2-3f		X 0-0 G6-3 ②		3	0	1	1	0	1	0
77 Aaron Holbert, R (6, 5) OBP: 0.182, SLG: 0.500										2	0	0	0	0	0	3
Adam Dunn, L (1, 7) OBP: 0.345, SLG: 0.583		X 0-0 F8 ①		X 0-0 HR	BBB 4-0 12 G5-4-3 1-2 BB		X 0-0 15 G3 S 1B 1B	X 0-0 G6-3 ③		2	1	1	1	1	0	0
Quinton McCracken, S (5, PR) OBP: 0.441, SLG: 0.438 (6, 7)										2	1	1	0	0	0	0
12 Edwin Encarnación, R (1, 5) OBP: 0.553, SLG: 1.206		X 0-0 BB 1B 1B		X 0-0 2B SF7 1B	X 0-0 G5-4-3 ② ③ 1-2f		SSS 0-3 K ① 1-2			3	2	2	0	0	0	2
25 David Weathers, R (6, 1)										0	0	0	0	0	0	0
Kent Mercker, L (7, 1)										0	0	0	0	0	0	0
Karl Rhodes, L (7, PH) OBP: 0.259, SLG: 0.308										1	0	0	0	0	1	1
Rick White, R (8, 1)										0	0	0	0	0	0	0
Chris Hammond, L (9, 1)										0	0	0	0	0	0	0
Rich Aurilia, R (1, 3) OBP: 0.296, SLG: 0.292		BBBB 4-0 FC5 1B 1-2 BB		X 0-0 1-3 2B		X 0-0 1B 15 S 16 HBP HBP 1B	BBBB 4-0 15 G3 1B BB			1	0	1	0	1	0	0
27 Chris Denorfia, R (6, 8) OBP: 0.316, SLG: 0.273										1	2	1	0	1	0	0
Austin Kearns, R (1, 9) OBP: 0.250, SLG: 0.214		X 0-0 FC5 1-2 2-H 1B		X 0-0 SF7 ① 3-H		SSS 0-3 K2-3 ① 1-2	X 0-0 G3 ② 1-2 2-3			1	0	1	2	0	0	0
15 Dewayne Wise, L (5, 9) OBP: 0.407, SLG: 0.840										2	0	0	0	0	1	3
Jason LaRue, R (1, 2) OBP: 0.300, SLG: 0.125		X 0-0 F7 ②		CCC 0-3 K ②		BBBB 4-0 16 HBP 1B BB	X 0-0 BB 2-H 3-H 1B			2	0	0	0	1	1	3
Dane Sardinha, R (7, 2) OBP: 0.429, SLG: 0.286										1	0	1	2	0	0	0
Brandon Claussen, R (1, 1) OBP: 0.333, SLG: 0.667		X 0-0 FC5 ③ 1-2 2-3f		X 0-0 F7 ③		X 0-0 77 FC5 16 HBP 1-2 2-3 1B	BBBB 4-0 1-2 BB			1	0	0	0	0	0	2
9 Jacob Cruz, L (4, PH) OBP: 0.526, SLG: 0.538										1	0	0	0	0	0	1
Ryan Wagner, R (5, 1)										0	0	0	0	0	0	0
Scott Hatteberg, L (6, 3) OBP: 0.379, SLG: 0.520										1	0	1	0	1	0	0
Inning Stats	R: 0 E: 0 K: 2 S: 7 H: 0 LOB: 0 BB: 0 P: 7	R: 1 E: 0 K: 0 S: 5 H: 2 LOB: 2 BB: 1 P: 9	R: 0 E: 0 K: 1 S: 5 H: 0 LOB: 0 BB: 0 P: 5	R: 2 E: 0 K: 1 S: 8 H: 3 LOB: 1 BB: 0 P: 8	R: 1 E: 0 K: 1 S: 6 H: 2 LOB: 2 BB: 1 P: 10	R: 1 E: 0 K: 2 S: 9 H: 2 LOB: 3 BB: 1 P: 14	R: 2 E: 0 K: 1 S: 7 H: 2 LOB: 2 BB: 2 P: 15	R: 0 E: 0 K: 0 S: 3 H: 0 LOB: 0 BB: 0 P: 3		1B: 8 2B: 2 3B: 0 HR: 1	SF: 1 SAC: 0 DP: 1 HBP: 1					

PITCHER	IP	WLS	BF	H	R	ER	SO	BB	IBB	HBP	BLK	WP	HR	S	P	ERA	WHIP
57 Zach Duke, L (1, 1) ERA: 6.75	3.0		12	2	1	1	3	1	0	0	0	0	0	17	21	3.00	1.000
22 Ryan Vogelsong, R (4, 1) ERA: 9.0	3.0	L	18	7	4	4	4	2	0	1	0	0	1	23	32	12.00	3.000
Roberto Hernandez, R (7, 1) ERA: 9.0	1.0		7	2	2	2	1	2	0	0	0	0	0	7	15	18.00	4.000
56 Britt Reames, R (8, 1) ERA:	1.0		3	0	0	0	0	0	0	0	0	0	0	3	3	0.00	0.000

PITCHER	IP	WLS	BF	H	R	ER	SO	BB	IBB	HBP	BLK	WP	HR	S	P	ERA	WHIP

livebaseballscorecards.com

AB	33
R	7
H	11
RBI	7
BB	5
SO	8
LOB	21

1B: 8	SF: 1	WP: 0	PA: 40
2B: 2	SAC: 0	PB: 0	
3B: 0	DP: 1	SB: 3	
HR: 1	HBP: 1	CS: 0	

Cleveland Indians @ Pittsburgh Pirates

McKechnie Field, Bradenton, FL

Fri Mar 17 2006, 1:05 PM EST

Att. 6,000 - Partly Cloudy - 77 F

TOP

livebaseballscorecards.com

Batter	1	2	3	4	5	6	7	8	9	AB	R	H	RBI	BB	SO	LOB
38 Franklin Gutierrez, R (1, 8) OBP: 0.333, SLG: 0.226	K		G5-3			G4-3	64 S 1B 1-3			4	0	1	0	0	1	1
Brandon Phillips, R (1, 4) OBP: 0.382, SLG: 0.581	K		K			41 1B BB 4-0	F8 1-0 1-3 3-H			2	1	0	0	1	2	0
64 Jose Flores, R (6, 4) OBP: 0.222, SLG: 0.176										1	0	0	0	0	0	1
2 Jhonny Peralta, R (1, 6) OBP: 0.375, SLG: 0.593	F8			F7		K		G4-3		3	0	0	0	0	1	1
15 Ramón Vázquez, L (6, 6) OBP: 0.314, SLG: 0.441										1	0	0	0	0	0	0
41 Victor Martinez, S (1, 2) OBP: 0.500, SLG: 0.400		L9		F9		1B 1-3		F7		3	0	1	0	0	0	0
69 Ryan Mulhern, R (7, 7) OBP: 0.308, SLG: 0.792										1	0	0	0	0	0	0
Casey Blake, R (1, 9) OBP: 0.385, SLG: 0.543		F7			K	1-2 3-H		K		3	0	1	1	0	1	0
Nathan Panther, L (6, 9)										1	0	0	0	0	1	0
Ben Broussard, L (1, 3) OBP: 0.324, SLG: 0.333		K			30 EC5-4 1B	F7			HBP 11 G4-6-3 2-0	3	0	1	0	0	1	2
Bob Wickman, R (6, 1)										0	0	0	0	0	0	0
Lou Merloni, R (7, 5) OBP: 0.474, SLG: 0.643										0	0	0	0	0	0	0
30 Andy Marte, R (1, 5) OBP: 0.382, SLG: 0.613			B5-6-4 1B 1B		FC5-4 1-2f		G6-3		G4-6-3 1-2f	3	0	1	0	0	0	1
11 Einar Díaz, R (7, 2) OBP: 0.429, SLG: 0.650										1	0	0	0	0	0	1
Jason Dubois, R (1, 7) OBP: 0.537, SLG: 0.688			B5-6-4 1-2 1B		10 FC5-4 1-2 1B		HBP 38 1B 64 E 2-0		K	2	1	2	0	0	0	0
27 Steve Karsay, R (7, 1)										0	0	0	0	0	0	0
32 Danny Graves, R (8, 1)										0	0	0	0	0	0	0
63 Rafael Betancourt, R (8, 1)										0	0	0	0	0	0	0
Jason Cooper, L (9, PH)										1	0	0	0	0	1	0
Paul Byrd, R (1, 1)			B5-6-4 1-2 2-3f		FC5-4 1-2f		F8			1	0	0	0	0	0	2
10 Kelly Shoppach, R (5, PH) OBP: 0.286, SLG: 0.136										1	0	0	0	0	0	2
Scott Sauerbeck, R (5, 1)										0	0	0	0	0	0	0
25 Ryan Garko, R (6, 3) OBP: 0.439, SLG: 0.438										1	0	0	0	0	0	1

	AB	32
	R	2
	H	7
	RBI	1
	BB	1
	SO	8
	LOB	12

Inning Stats	1	2	3	4	5	6	7	8	9
	R: 0 E: 0 K: 2 S: 7	H: 0 LOB: 0 BB: 0 P: 8	R: 0 E: 0 K: 1 S: 5	H: 0 LOB: 0 BB: 0 P: 5	R: 0 E: 0 K: 0 S: 4	H: 2 LOB: 1 BB: 0 P: 4	R: 0 E: 0 K: 1 S: 5	H: 0 LOB: 0 BB: 0 P: 5	R: 0 E: 0 K: 1 S: 7	H: 2 LOB: 2 BB: 0 P: 7	R: 1 E: 0 K: 1 S: 7	H: 2 LOB: 2 BB: 1 P: 11	R: 1 E: 0 K: 0 S: 4	H: 1 LOB: 1 BB: 0 P: 7	R: 0 E: 0 K: 1 S: 5	H: 0 LOB: 0 BB: 0 P: 5	R: 0 E: 0 K: 1 S: 4	H: 0 LOB: 0 BB: 0 P: 6

	1B: 7	SF: 0	WP: 0	PA: 35
	2B: 0	SAC: 0	PB: 0	
	3B: 0	DP: 2	SB: 2	
	HR: 0	HBP: 2	CS: 0	

PITCHER	IP	WLS	BF	H	R	ER	SO	BB	IBB	HBP	BLK	WP	HR	S	P	ERA	WHIP
45 Ian Snell, R (1, 1) ERA: 1.38	4.0		13	2	0	0	4	0	0	0	0	0	0	21	22	0.00	0.500
67 Jorge Vasquez, R (5, 1) ERA: 4.76	2.0		11	4	1	1	2	1	0	0	0	0	0	14	18	4.50	2.500
68 Scott Strickland, R (7, 1) ERA: 5.87	2.0	W	8	1	1	0	1	0	0	1	0	0	0	9	12	0.00	0.500
73 Ron Chiavacci, R (9, 1) ERA:	1.0	S	3	0	0	0	1	0	0	1	0	0	0	4	6	0.00	0.000

PITCHER	IP	WLS	BF	H	R	ER	SO	BB	IBB	HBP	BLK	WP	HR	S	P	ERA	WHIP

BOTTOM

Cleveland Indians @ Pittsburgh Pirates

McKechnie Field, Bradenton, FL

Fri Mar 17 2006, 1:05 PM EST

Att. 6,000 - Partly Cloudy - 77 F

livebaseballscorecards.com

Batter	1	2	3	4	5	6	7	8	9	AB	R	H	RBI	BB	SO	LOB
13 Nate McLouth, L (1, 8) OBP: 0.441, SLG: 0.667 10 Rajai Davis, R (8, 8) OBP: 0.342, SLG: 0.382	0-0 2 FC9-6 1B		0-0 L4		2-0 2 S HBP		0-0 G4-3			3 0	0 0	1 0	0 0	0 0	0 0	1 0
2 Jack Wilson, R (1, 6) OBP: 0.375, SLG: 0.357 José Hernández, R (6, 6) OBP: 0.269, SLG: 0.280	0-0 FC9-6 G6-3 1-2f		0-0 1B		1-0 G6-3 1-2			0-0 13 BB 65 HBP G3-2-3 1B		3 1	0 0	1 1	0 0	0 0	0 0	2 0
Sean Casey, L (1, 3) OBP: 0.421, SLG: 0.412 65 Ray Sadler, R (7, 7) OBP: 0.457, SLG: 0.633	0-0 G6-3 1-2		0-3 K			0-0 L4		2-0 G3-2-3 13 BB 12 BB 1-2 HBP		3 0	0 1	0 0	0 0	0 0	1 0	2 0
Jason Bay, R (1, 7) OBP: 0.333, SLG: 0.727 68 Scott Strickland, R (7, 1) 13 J.J. Furmaniak, R (8, PH) OBP: 0.316, SLG: 0.286 73 Ron Chiavacci, R (9, 1)	0-0 F8			0-3 K		0-3 K		4-0 12 BB G3-2-3 1-2 2-3 BB		3 0 0 0	0 0 0 0	0 0 0 0	0 0 0 0	0 0 1 0	2 0 0 0	1 0 0 0
Jeromy Burnitz, L (1, 9) OBP: 0.333, SLG: 0.833 Jody Gerut, L (5, 9) OBP: 0.370, SLG: 0.273		0-0 P6		0-0 G3		0-3 K2-3		0-0 G3-2-3 1-2 2-3 3-Hf		2 2	0 0	0 0	0 0	0 0	0 1	0 3
Joe Randa, R (1, 5) OBP: 0.400, SLG: 0.722 67 Jorge Vasquez, R (5, 1) Craig Wilson, R (7, 3) OBP: 0.297, SLG: 0.438		0-0 F7		0-0 F9			0-0 12 G1-3 19 2B 2B	4-0 12 BB BB		2 0 1	0 0 1	0 0 1	0 0 0	0 0 1	0 0 0	0 0 0
Jose Castillo, R (1, 4) OBP: 0.519, SLG: 0.792 12 Freddy Sanchez, R (6, 4) OBP: 0.400, SLG: 0.500		0-0 2B			0-0 HR		0-0 G1-3 2-3	4-0 1-2 2-3 3-H BB		2 1	1 0	2 0	1 1	0 1	0 0	0 1
41 Ryan Doumit, S (1, 2) OBP: 0.346, SLG: 0.636 11 Humberto Cota, R (6, 2) OBP: 0.300, SLG: 0.188		0-3 K			0-3 K		0-0 P2	0-3 K		2 2	0 0	0 0	0 0	0 0	2 1	1 4
45 Ian Snell, R (1, 1) OBP: 0.667, SLG: 0.500 19 José Bautista, R (5, 5) OBP: 0.485, SLG: 0.750			0-0 G6-3		0-3 K		0-0 3-H 2B			1 2	0 0	0 1	0 1	0 0	0 1	0 0
Inning Stats	R: 0 H: 1 E: 0 LOB: 1 K: 0 BB: 0 S: 4 P: 4	R: 0 H: 1 E: 0 LOB: 1 K: 1 BB: 0 S: 6 P: 6	R: 0 H: 1 E: 0 LOB: 1 K: 1 BB: 0 S: 6 P: 6	R: 0 H: 0 E: 0 LOB: 0 K: 1 BB: 0 S: 5 P: 5	R: 1 H: 1 E: 0 LOB: 1 K: 2 BB: 0 S: 8 P: 11	R: 0 H: 0 E: 0 LOB: 0 K: 2 BB: 0 S: 7 P: 7	R: 1 H: 2 E: 0 LOB: 1 K: 0 BB: 0 S: 5 P: 5	R: 1 H: 1 E: 0 LOB: 3 K: 1 BB: 3 S: 5 P: 19		1B: 3 SF: 0 2B: 3 SAC: 0 3B: 0 DP: 1 HR: 1 HBP: 2						

	AB	30
	R	3
	H	7
	RBI	3
	BB	3
	SO	8
	LOB	15

WP: 0 PA: 35
PB: 0
SB: 1
CS: 0

PITCHER	IP	WLS	BF	H	R	ER	SO	BB	IBB	HBP	BLK	WP	HR	S	P	ERA	WHIP
Paul Byrd, R (1, 1) ERA: 9.39	4.0		15	3	0	0	3	0	0	0	0	0	0	21	21	0.00	0.750
Scott Sauerbeck, L (5, 1) ERA: 7.71	1.0		5	1	1	1	2	0	0	1	0	0	1	8	11	9.00	1.000
Bob Wickman, R (6, 1) ERA: 5.4	1.0		3	0	0	0	2	0	0	0	0	0	0	7	7	0.00	0.000
27 Steve Karsay, R (7, 1) ERA: 9.0	1.0	B	5	2	1	1	0	0	0	0	0	0	0	5	5	9.00	2.000
32 Danny Graves, R (8, 1) ERA: 3.52	0.2	L	6	1	1	1	0	3	0	1	0	0	0	2	16	13.50	6.000

PITCHER	IP	WLS	BF	H	R	ER	SO	BB	IBB	HBP	BLK	WP	HR	S	P	ERA	WHIP
63 Rafael Betancourt, R (8, 1) ERA:	0.1		1	0	0	0	1	0	0	0	0	0	0	3	3	0.00	0.000

Batter	1	2	3	4	5	6	7	8	9	AB	R	H	RBI	BB	SO	LOB
6 Ryan Freel, R (1, 4) OBP: 0.186, SLG: 0.154	G4-3			G5-3		F8		49 2B 1B	E3 FC6-5 1-2 3-H	3	0	0	0	0	0	1
6 Jeff Bannon, R (7, 4) OBP: 0.571, SLG: 0.500										2	1	1	0	0	0	1
Quinton McCracken, S (1, 8) OBP: 0.381, SLG: 0.375	G6-3			G5-3		G3-1		K	FC6-5 1-2 2-3f	5	0	0	0	0	1	4
(7, 7)																
Rich Aurilia, R (1, 5) OBP: 0.333, SLG: 0.500	G6-3			HR			16 FC5-4 27 1B 2B	1-H 2B		3	2	2	1	0	0	0
49 Jesse Gutierrez, R (7, 3) OBP: 0.500, SLG: 0.750										1	0	1	1	0	0	0
Adam Dunn, L (1, 3) OBP: 0.343, SLG: 0.567		G3		K			F8	F8		3	0	0	0	0	1	1
30 Norris Hopper, R (7, 8)										1	0	0	0	0	0	1
Austin Kearns, R (1, 9) OBP: 0.316, SLG: 0.273		K			G5-3		16 FC5-4 BB		27 2B	2	0	0	0	1	1	0
25 David Weathers, R (7, 1)										0	0	0	0	0	0	0
Chris Michalak, L (8, 1)										0	0	0	0	0	0	0
John Purdom, R (9, PH) OBP: 1.000, SLG: 2.000										1	1	1	0	0	0	0
Jason LaRue, R (1, 2) OBP: 0.344, SLG: 0.160	1B				BB		FC5-4 27 1B 1-2f 2-3		F9	1	0	1	0	1	0	0
Rick White, R (5, 1)										0	0	0	0	0	0	0
Chris Hammond, L (6, 1)										0	0	0	0	0	0	0
16 Frank Menechino, R (7, PH) OBP: 0.250, SLG: 0.167										2	0	0	0	0	0	3
(7, 5)																
27 Brian Buchanan, R (1, 7) OBP: 0.476, SLG: 0.810		G5-3			G6-4-3 1-2f		1-2 3-H 1B		1B 6 E 2B 2-H	4	1	2	2	0	0	1
(7, 9)																
43 Matt Kata, S (1, 6) OBP: 0.200, SLG: 0.207		G6-3				G4-3	L6		P4	4	0	0	0	0	0	3
48 Mike Gosling, L (1, 1)		G4-3				1B		P6	FC6-5 6 E 1B 2-3	0	0	0	0	0	0	0
74 Homer Bailey, R (1, 1)										1	0	0	0	0	0	0
Jason Standridge, R (4, 1)										0	0	0	0	0	0	0
Javier Valentin, S (5, 2) OBP: 0.667, SLG: 0.667										3	0	2	0	0	0	0
Inning Stats	R: 0 E: 0 K: 0 S: 3 H: 0 LOB: 0 BB: 0 P: 3	R: 0 E: 0 K: 1 S: 5 H: 1 LOB: 1 BB: 0 P: 5	R: 0 E: 0 K: 0 S: 3 H: 0 LOB: 0 BB: 0 P: 3	R: 1 E: 0 K: 1 S: 6 H: 1 LOB: 0 BB: 0 P: 6	R: 0 E: 0 K: 0 S: 2 H: 0 LOB: 0 BB: 1 P: 6	R: 0 E: 0 K: 0 S: 4 H: 1 LOB: 1 BB: 0 P: 4	R: 1 E: 0 K: 0 S: 5 H: 2 LOB: 2 BB: 1 P: 9	R: 1 E: 0 K: 1 S: 7 H: 2 LOB: 1 BB: 0 P: 7	R: 2 E: 1 K: 0 S: 7 H: 3 LOB: 2 BB: 0 P: 7	1B: 5 2B: 4 3B: 0 HR: 1 SF: 0 SAC: 0 DP: 1 HBP: 0							

TOP

Cincinnati Reds @ Pittsburgh Pirates

McKechnie Field, Bradenton, FL

Sat Mar 18 2006, 1:05 PM EST
Att. 5,149 - Partly Cloudy - 73 F

livebaseballscorecards.com

AB	36
R	5
H	10
RBI	4
BB	2
SO	3
LOB	15

WP: 0 PB: 0 SB: 0 CS: 0 PA: 38

PITCHER		IP	WLS	BF	H	R	ER	SO	BB	IBB	HBP	BLK	WP	HR	S	P	ERA	WHIP
28 Paul Maholm, L ERA: 7.07	(1, 1)	5.0	W	16	2	1	1	2	1	0	0	0	0	1	19	23	1.80	0.600
55 Matt Capps, R ERA: 1.93	(6, 1)	1.0		4	1	0	0	0	0	0	0	0	0	0	4	4	0.00	1.000
71 C.J. Nitkowski, L ERA: 8.1	(7, 1)	1.0		6	2	1	1	0	1	0	0	0	0	0	5	9	9.00	3.000
74 Giovanni Carrara, R ERA: 9.0	(8, 1)	1.0		5	2	1	1	1	0	0	0	0	0	0	7	7	9.00	2.000
Michael Gonzalez, L ERA: 3.6	(9, 1)	1.0		7	3	2	1	0	0	0	0	0	0	0	7	7	9.00	3.000

PITCHER	IP	WLS	BF	H	R	ER	SO	BB	IBB	HBP	BLK	WP	HR	S	P	ERA	WHIP

Cincinnati Reds @ Pittsburgh Pirates

McKechnie Field, Bradenton, FL

Sat Mar 18 2006, 1:05 PM EST
Att. 5,149 - Partly Cloudy - 73 F

livebaseballscorecards.com

BOTTOM

Batter	1	2	3	4	5	6	7	8	9	AB	R	H	RBI	BB	SO	LOB
13 Nate McLouth, L (1, 8) OBP: 0.447, SLG: 0.636 Nyjer Morgan, L (5, 8)	HBP 1B	G3-1	F9		F8					3 1	2 0	1 0	1 0	0 0	0 0	1 0
2 Jack Wilson, R (1, 6) OBP: 0.400, SLG: 0.389 Brandon Chaves, S (6, 6)	1B 1B	G3	F8			P6				4 1	2 0	2 0	0 0	0 0	0 0	1 0
19 José Bautista, R (1, 9) OBP: 0.486, SLG: 0.774 (5, 4) Nick Theodorou, S (7, 4)	2B SF 1B	K		1B 51 1B G6-4-3 1B		G4-3				3 1	2 0	2 0	2 0	0 0	1 0	0 0
Craig Wilson, R (1, 3) OBP: 0.341, SLG: 0.500 Adam Boeve, R (7, PH) OBP: 1.000, SLG: 1.000 (8, 7)	2B K	WP 1B 1B	51 G6-4-3 1B 1-2 1B			51 FC5 1B				4 1	2 0	3 1	2 0	0 0	1 0	3 0
José Hernández, R (1, 7) OBP: 0.345, SLG: 0.357 Jody Gerut, L (5, 9) OBP: 0.414, SLG: 0.333	1B 1B	1B WP 11 1-2 2B 1B	51 G6-4-3 1-2 2-3 1B		51 FC5 1-2 1B					3 2	2 0	3 2	2 0	0 0	0 0	0 0
Jose Castillo, R (1, 4) OBP: 0.533, SLG: 0.815 51 Simon Pond, L (5, 7) (8, 3)	11 SF7 2B K	13 BB 11 1-3 2-H 2B 1B	G6-4-3 1-2f 2-3 3-H		FC5 1-2 2-3f					3 2	2 0	2 0	3 0	0 0	1 0	2 4
13 J.J. Furmaniak, R (1, 5) OBP: 0.333, SLG: 0.333	28 WP 13 2-3 1B 2B	G3	11 1-2 2B BB	L4			K			4	2	1	0	1	1	1
11 Humberto Cota, R (1, 2) OBP: 0.304, SLG: 0.278 78 Carlos Maldonado, R (6, 2) OBP: 0.364, SLG: 0.889	SF7 3-H	K	28 G1-3 1-H 2-H 3-H 2B		P4		K			2 2	0 0	1 0	4 0	0 0	1 1	0 0
28 Paul Maholm, L (1, 1) 55 Matt Capps, R (6, 1) Octavio Martinez, R (6, PH) 71 C.J. Nitkowski, L (7, 1) 74 Giovanni Carrara, R (8, 1) Michael Gonzalez, R (9, 1)	2 1B 13 1B 19 SF 2-3 BB	K	G1-3 2-3		L6		K			2 0 1 0 1 0	1 0 0 0 0 0	0 0 0 0 0 0	0 0 0 0 1 0	1 0 0 0 0 0	1 0 0 0 0 0	1 0 0 0 0 0
Inning Stats	R: 10 H: 9 E: 1 LOB: 2 K: 2 BB: 1 S: 17 P: 22	R: 0 H: 0 E: 0 LOB: 0 K: 2 BB: 0 S: 7 P: 7	R: 0 H: 0 E: 0 LOB: 0 K: 1 BB: 0 S: 5 P: 5	R: 4 H: 4 E: 0 LOB: 1 K: 0 BB: 1 S: 9 P: 14	R: 1 H: 3 E: 0 LOB: 1 K: 0 BB: 0 S: 5 P: 5	R: 0 H: 0 E: 0 LOB: 0 K: 0 BB: 0 S: 3 P: 3	R: 0 H: 2 E: 0 LOB: 2 K: 0 BB: 0 S: 5 P: 5	R: 0 H: 0 E: 0 LOB: 0 K: 3 BB: 0 S: 9 P: 9		1B: 13 SF: 2 2B: 5 SAC: 0 3B: 0 DP: 1 HR: 0 HBP: 1						

AB	40
R	15
H	18
RBI	14
BB	2
SO	8
LOB	13

WP: 2 PA: 45
PB: 0
SB: 0
CS: 0

PITCHER		IP	WLS	BF	H	R	ER	SO	BB	IBB	HBP	BLK	WP	HR	S	P	ERA	WHIP
48 Mike Gosling, L ERA: 16.2	(1, 1)	0.1	L	10	7	9	8	0	1	0	1	0	1	0	8	13	216.00	24.000
74 Homer Bailey, R ERA: 2.45	(1, 1)	2.2		11	2	1	0	5	0	0	0	0	0	0	21	21	0.00	0.750
Jason Standridge, R ERA: 13.5	(4, 1)	1.0		8	4	4	4	0	1	0	0	0	1	0	9	14	36.00	5.000
Rick White, R ERA: 5.06	(5, 1)	1.0		5	3	1	1	0	0	0	0	0	0	0	5	5	9.00	3.000
Chris Hammond, L ERA:	(6, 1)	1.0		3	0	0	0	0	0	0	0	0	0	0	3	3	0.00	0.000

PITCHER		IP	WLS	BF	H	R	ER	SO	BB	IBB	HBP	BLK	WP	HR	S	P	ERA	WHIP
25 David Weathers, R ERA: 9.0	(7, 1)	1.0		5	2	0	0	0	0	0	0	0	0	0	5	5	0.00	2.000
Chris Michalak, L ERA:	(8, 1)	1.0		3	0	0	0	3	0	0	0	0	0	0	9	9	0.00	0.000

Batter	1	2	3	4	5	6	7	8	9	10	AB	R	H	RBI	BB	SO	LOB
10 Rajai Davis, R (1, 8) OBP: 0.364, SLG: 0.368	G4-3 76 S 1B HBP	76 CS 2-H 1B			37 WP 76 WP 37 1B BB	F9 2-3	G1-4-3			B3	4	2	1	1	1	0	1
76 Gookie Dawkins, R (1, 6) OBP: 0.409, SLG: 0.684	K 1-2	CS 1-2	K		37 WP 37 1B 1-2 BB	WP 2B BB		P6		HR	4	3	1	1	2	2	1
Sean Casey, L (1, 3) OBP: 0.429, SLG: 0.474 Brad Eldred, R (3, 3) OBP: 0.231, SLG: 0.432	G4-3 2-3		FC1-4-5 2B		K	37 WP 53 SF7 1-H 3-H 2B		F9		P4	2 4	0 1	1 1	0 1	0 0	0 1	1 2
Jason Bay, R (1, 7) OBP: 0.357, SLG: 0.667 37 Yurendell Decaster, R (4, 4) OBP: 0.375, SLG: 0.167	1B BB	FC1-4-5 2-3			53 1B 41 1B 1-H 2-H 1B	BB 2-3 BB		F8			1 2	0 1	0 1	0 2	1 1	0 0	1 0
Jeromy Burnitz, L (1, 9) OBP: 0.350, SLG: 0.800 53 Mike Edwards, R (4, 7) OBP: 0.448, SLG: 0.565	1-2 3-H 1B	P4			41 1B 34 SH1-3 1-3 1B	SF7 3-H			K		2 2	0 0	1 1	1 1	0 0	0 1	1 0
Joe Randa, R (1, 5) OBP: 0.409, SLG: 0.750 34 John Grabow, L (4, 1) Bobby Kingsbury, L (6, PH) Roberto Hernandez, R (6, 1) 63 Matt Whiteside, R (7, 1) Vic Buttler, L (9, PH) 56 Britt Reames, R (9, 1)	G5-3			2B	SH1-3 1-2	BB 1-2			K		2 0 0 0 0 0 1 0	0 0 0 0 0 0 0 0	1 0 0 0 0 0 0 0	0 0 0 0 1 0 0 0	0 0 0 0 0 0 1 0	0 0 0 0 0 0 0 0	2 0 0 0 0 0 0 0
41 Ryan Doumit, S (1, 2) OBP: 0.379, SLG: 0.625 66 Paul Chiaffredo, R (5, 2) OBP: 0.286, SLG: 0.500		24 SH5-4 10 1B BB	K	K	64 FC6-4 2-3 3-H 1B	K			2B		2 2	1 0	1 1	1 0	1 0	1 1	1 2
64 Jason Alfaro, R (1, 4) OBP: 0.435, SLG: 0.316 (4, 5)		K	K	K	FC6-4 1-2f	65 G6-4-3 1B			P6		5	0	1	0	0	2	5
24 Tom Gorzelanny, R (1, 1) 65 Ray Sadler, R (4, PH) OBP: 0.436, SLG: 0.618 (4, 9)	SH5-4 1-2		K		10 F9 WP 2B	G6-4-3 1-2f				F8	0 4	0 1	0 1	0 0	0 0	0 1	0 2
Inning Stats	R: 1 E: 0 K: 1 S: 6 H: 1 LOB: 2 BB: 1 P: 11	R: 1 E: 0 K: 1 S: 5 H: 1 LOB: 0 BB: 1 P: 10	R: 0 E: 0 K: 1 S: 6 H: 1 LOB: 1 BB: 0 P: 6	R: 0 E: 0 K: 3 S: 10 H: 1 LOB: 1 BB: 0 P: 10	R: 3 E: 0 K: 1 S: 8 H: 3 LOB: 2 BB: 2 P: 17	R: 3 E: 0 K: 1 S: 7 H: 2 LOB: 2 BB: 3 P: 20	R: 0 E: 0 K: 0 S: 3 H: 1 LOB: 0 BB: 0 P: 3	R: 0 E: 0 K: 0 S: 3 H: 0 LOB: 0 BB: 0 P: 3	R: 0 E: 0 K: 2 S: 8 H: 1 LOB: 1 BB: 0 P: 8	R: 1 E: 0 K: 0 S: 4 H: 1 LOB: 0 BB: 0 P: 4	1B: 6 2B: 5 3B: 0 HR: 1	SF: 1 SAC: 2 DP: 1 HBP: 1					

PITCHER		IP	WLS	BF	H	R	ER	SO	BB	IBB	HBP	BLK	WP	HR	S	P	ERA	WHIP
63 Ryan Madson, R ERA: 2.84	(1, 1)	4.0		18	4	2	2	6	2	0	1	0	0	0	27	37	4.50	1.500
Ricardo Rodriguez, R ERA: 6.0	(5, 1)	1.0		8	3	3	3	1	2	0	0	0	2	0	8	17	27.00	5.000
72 Ryan Cameron, R ERA: 10.13	(6, 1)	1.0		8	2	3	3	1	3	0	0	0	2	0	7	20	27.00	5.000
Aaron Fultz, L ERA: 7.71	(7, 1)	1.0		3	1	0	0	0	0	0	0	0	0	0	3	3	0.00	1.000
Yoel Hernandez, R ERA: 3.0	(8, 1)	1.0		3	0	0	0	0	0	0	0	0	0	0	3	3	0.00	0.000

PITCHER		IP	WLS	BF	H	R	ER	SO	BB	IBB	HBP	BLK	WP	HR	S	P	ERA	WHIP
Aquilino Lopez, R ERA: 3.86	(9, 1)	1.0		4	1	0	0	2	0	0	0	0	0	0	8	8	0.00	1.000
65 Travis Minix, R ERA: 2.7	(10, 1)	1.0	L	4	1	1	1	0	0	0	0	0	0	1	4	4	9.00	1.000

TOP

Pittsburgh Pirates @ Philadelphia Phillies

Bright House Networks Field, Clearwater, FL

Sat Mar 18 2006, 1:05 PM EST

Att. 7,719 - Sunny - 81 F

livebaseballscorecards.com

AB	37
R	9
H	12
RBI	8
BB	7
SO	10
LOB	19

1B: 6	SF: 1	WP: 4	PA: 49
2B: 5	SAC: 2	PB: 0	
3B: 0	DP: 1	SB: 1	
HR: 1	HBP: 1	CS: 1	

Batter	1	2	3	4	5	6	7	8	9	10	AB	R	H	RBI	BB	SO	LOB
11 Jimmy Rollins, S (1, 6) OBP: 0.325, SLG: 0.395	8 E 2B 2B	8 FC6-4 1B			1B WP SF9 1B	G5-3 1-2			27 HR 1B	G4-3	3	2	3	0	0	0	0
Danny Sandoval, S (6, 6) OBP: 0.318, SLG: 0.409											3	1	1	0	0	0	2
8 Shane Victorino, S (1, 8) OBP: 0.310, SLG: 0.327	E9 2B 1B 2-3	FC6-4 1-2f			F9		27 HR 1B		K		5	2	1	0	0	1	4
Bobby Abreu, L (1, 9) OBP: 0.667, SLG: 1.000	1B 1-3 3-H 2B		G1-3 1B		1-3 1B		F9		F7		3	0	3	1	0	0	0
60 Peter Bergeron, L (6, 7) OBP: 0.519, SLG: 0.409											1	0	0	0	0	0	1
6 Ryan Howard, L (9, PH) OBP: 0.447, SLG: 1.000											1	0	0	0	0	0	1
65 Travis Minix, R (10, 1)											0	0	0	0	0	0	0
Pat Burrell, R (1, 7) OBP: 0.424, SLG: 0.500	2-3 3-H 1B	G1-3 1-2			SF9 3-H		1-H HR		1-H HR		2	0	1	2	0	0	1
72 Ryan Cameron, R (6, 1)											0	0	0	0	0	0	0
27 Chris Coste, R (7, 2) OBP: 0.500, SLG: 0.909											2	2	2	4	0	0	0
26 Chase Utley, L (1, 4) Yoel Hernandez, R (8, 1) Aquilino Lopez, R (9, 1) Sal Fasano, R (9, PH) OBP: 0.333, SLG: 0.688 68 Bobby Scales, S (9, PR) (10, 5)	K	K			F9	P6			BB		4 0 0 0 0	0 0 0 0 0	0 0 0 0 0	0 0 0 1 0	0 0 0 0 0	2 0 0 0 0	4 0 0 0 0
64 Shawn Garrett, S (1, 3) OBP: 0.273, SLG: 0.452	K	K		K	F7		G1-3				5	0	0	0	0	3	4
Mike Lieberthal, R (1, 2) OBP: 0.185, SLG: 0.308	P4		G5-3		F9	K2-3			SH3 BB		3	0	0	0	0	0	2
Aaron Fultz, L (7, 1)											0	0	0	0	0	0	0
Joe Thurston, L (8, 4) OBP: 0.400, SLG: 0.438											1	0	0	0	1	1	0
Tomas Perez, S (1, 5) OBP: 0.250, SLG: 0.375		G5-3	G1-3		1B 2B	P6			SH3 1-2		4	1	1	0	0	0	0
(10, 7)																	
63 Ryan Madson, L (1, 1)		K	G6-3		S 2-H 1B	B3			F7		1	0	0	0	0	1	0
Aaron Rowand, R (4, PH) OBP: 0.317, SLG: 0.353											1	0	0	0	0	0	0
Ricardo Rodriguez, L (5, 1)											0	0	0	0	0	0	0
Chris Roberson, S (6, 9) OBP: 0.313, SLG: 0.516											3	0	1	1	0	0	1
Inning Stats	R: 2 E: 1 K: 2 S: 11 H: 3 LOB: 2 BB: 0 P: 11	R: 0 E: 0 K: 1 S: 6 H: 1 LOB: 1 BB: 0 P: 6	R: 0 E: 0 K: 2 S: 8 H: 1 LOB: 1 BB: 0 P: 8	R: 0 E: 0 K: 0 S: 3 H: 0 LOB: 0 BB: 0 P: 3	R: 1 E: 0 K: 0 S: 5 H: 2 LOB: 1 BB: 0 P: 6	R: 1 E: 0 K: 1 S: 8 H: 2 LOB: 1 BB: 0 P: 8	R: 2 E: 0 K: 0 S: 5 H: 2 LOB: 0 BB: 0 P: 5	R: 0 E: 0 K: 1 S: 5 H: 0 LOB: 0 BB: 0 P: 5	R: 2 E: 0 K: 1 S: 7 H: 2 LOB: 1 BB: 1 P: 11	R: 0 E: 0 K: 0 S: 3 H: 0 LOB: 1 BB: 1 P: 7	1B: 8 2B: 3 3B: 0 HR: 2	SF: 1 SAC: 1 DP: 0 HBP: 0						

PITCHER		IP	WLS	BF	H	R	ER	SO	BB	IBB	HBP	BLK	WP	HR	S	P	ERA	WHIP
24 Tom Gorzelanny, L ERA: 1.69	(1, 1)	3.0		15	5	2	1	5	0	0	0	0	0	0	25	25	3.00	1.667
34 John Grabow, L ERA: 5.87	(4, 1)	2.0		8	2	1	1	0	0	0	0	0	1	0	8	9	4.50	1.000
Roberto Hernandez, R ERA: 9.0	(6, 1)	1.0		5	2	1	1	1	0	0	0	0	0	0	8	8	9.00	2.000
63 Matt Whiteside, R ERA: 5.68	(7, 1)	2.0		8	2	2	2	1	0	0	0	0	0	1	10	10	9.00	1.000
56 Britt Reames, R ERA: 2.25	(9, 1)	2.0	W	10	2	2	2	1	2	0	0	0	0	1	10	18	9.00	2.000

PITCHER	IP	WLS	BF	H	R	ER	SO	BB	IBB	HBP	BLK	WP	HR	S	P	ERA	WHIP

BOTTOM

Pittsburgh Pirates @ Philadelphia Phillies

Bright House Networks Field, Clearwater, FL

Sat Mar 18 2006, 1:05 PM EST

Att. 7,719 - Sunny - 81 F

livebaseballscorecards.com

AB	42
R	8
H	13
RBI	8
BB	2
SO	8
LOB	20

1B: 8	SF: 1	WP: 1	PA: 46
2B: 3	SAC: 1	PB: 0	
3B: 0	DP: 0	SB: 1	
HR: 2	HBP: 0	CS: 0	

Toronto Blue Jays @ Pittsburgh Pirates

McKechnie Field, Bradenton, FL

Sun Mar 19 2006, 1:05 PM EST
Att. 4,783 - Partly Cloudy - 79 F

livebaseballscorecards.com

Batter	1	2	3	4	5	6	7	8	9	AB	R	H	RBI	BB	SO	LOB
3 Reed Johnson, R (1, 7) OBP: 0.250, SLG: 0.100	P6		P4		K		FC5-4 10 WP 6 1B 10 2B 1-2f		G5-3	5	1	0	0	0	1	1
6 John McDonald, R (1, 6) OBP: 0.250, SLG: 0.375	BB 10 BB 2B		10 S 1B		F7		10 WP 10 2B 1-2 1B		G5-3	4	2	2	0	1	0	0
10 Vernon Wells, R (1, 8) OBP: 0.571, SLG: 1.000 68 Wayne Lydon, S (7, PR) (7, 8)	BB 2B 1-2		K 1-3		E6 3B		17 G3 1-H 2-H 2B			3 0	2 0	2 0	2 0	1 0	1 0	1 0
17 Lyle Overbay, L (1, 3) OBP: 0.212, SLG: 0.194 Vinnie Chulk, R (7, 1) 21 Chad Mottola, R (8, 9) OBP: 0.276, SLG: 0.280	F8		G4-3		L4		G3 2-3			4 0 0	0 0 0	0 0 0	0 0 0	0 0 0	0 0 0	4 0 0
Shea Hillenbrand, R (1, 5) OBP: 0.300, SLG: 0.517 Eric Arnold, R (7, PH) (7, 5)	1-H 2-H 2B			K	1B 46 SF7 1B		F8			3 1	1 0	2 0	2 0	0 0	1 0	0 2
15 Alex Rios, R (1, 9) OBP: 0.333, SLG: 0.636 71 James Baldwin, R (8, 1)	K			HR	P2			46 CS 51 S 1B		4 0	1 0	2 0	1 0	0 0	1 0	2 0
Guillermo Quiroz, R (1, 2) OBP: 0.190, SLG: 0.350 51 Mike Mahoney, R (6, 2) OBP: 0.833, SLG: 1.800		P6	G5-3		54 CS 1-3 1B			F7 1-2		3 1	0 0	1 0	0 0	0 0	0 0	0 1
46 Luis Figueroa, S (1, 4) OBP: 0.333, SLG: 0.419		G6-3	3B		SF7 3-H			F7 2-3		3	0	1	1	0	0	1
7 Josh Towers, R (1, 1) 54 Jason Frasor, R (5, 1) 39 Justin Singleton, L (7, PH) OBP: 0.444, SLG: 0.333 43 Kevin Barker, L (7, 3) OBP: 0.341, SLG: 0.512		G5-3	G5-3		CS 1-2	3 FC5-4 1B			G4-3	2 0 1 1	0 0 0 0	0 0 1 0	0 0 0 0	0 0 0 0	0 0 0 0	1 0 0 0
Inning Stats	R: 2 E: 0 K: 1 S: 6 H: 1 LOB: 1 BB: 2 P: 14	R: 0 E: 0 K: 0 S: 3 H: 0 LOB: 0 BB: 0 P: 3	R: 0 E: 0 K: 1 S: 6 H: 1 LOB: 1 BB: 0 P: 6	R: 1 E: 0 K: 1 S: 7 H: 2 LOB: 1 BB: 0 P: 7	R: 1 E: 1 K: 1 S: 6 H: 1 LOB: 0 BB: 0 P: 6	R: 1 E: 0 K: 0 S: 5 H: 2 LOB: 0 BB: 0 P: 5	R: 2 E: 0 K: 0 S: 7 H: 3 LOB: 2 BB: 0 P: 7	R: 0 E: 0 K: 0 S: 4 H: 1 LOB: 0 BB: 0 P: 4	R: 0 E: 0 K: 0 S: 3 H: 0 LOB: 0 BB: 0 P: 3	1B: 6 2B: 2 3B: 2 HR: 1 SF: 1 SAC: 0 DP: 0 HBP: 0						

TOP

AB	35
R	7
H	11
RBI	6
BB	2
SO	4
LOB	13

WP: 1 PB: 0 SB: 3 CS: 2 PA: 39

PITCHER		IP	WLS	BF	H	R	ER	SO	BB	IBB	HBP	BLK	WP	HR	S	P	ERA	WHIP
Oliver Pérez, L ERA: 9.0	(1, 1)	2.0		9	1	2	2	1	2	0	0	0	0	0	9	17	9.00	1.500
73 Ron Chiavacci, R ERA: 1.5	(3, 1)	2.0		9	3	1	1	2	0	0	0	0	0	1	13	13	4.50	1.500
68 Scott Strickland, R ERA: 5.19	(5, 1)	1.0		4	1	1	0	1	0	0	0	0	0	0	6	6	0.00	1.000
74 Giovanni Carrara, R ERA: 9.0	(6, 1)	1.0	B	4	2	1	1	0	0	0	0	0	0	0	5	5	9.00	2.000
Brandon Knight, R ERA: 18.0	(7, 1)	1.0		6	3	2	2	0	0	0	0	0	1	0	7	7	18.00	3.000

PITCHER		IP	WLS	BF	H	R	ER	SO	BB	IBB	HBP	BLK	WP	HR	S	P	ERA	WHIP
39 Marty McLeary, R ERA: 1.13	(8, 1)	1.0	W	3	1	0	0	0	0	0	0	0	0	0	4	4	0.00	1.000
55 Matt Capps, R ERA: 1.59	(9, 1)	1.0	S	3	0	0	0	0	0	0	0	0	0	0	3	3	0.00	0.000

BOTTOM

Toronto Blue Jays @ Pittsburgh Pirates

McKechnie Field, Bradenton, FL

Sun Mar 19 2006, 1:05 PM EST

Att. 4,783 - Partly Cloudy - 79 F

livebaseballscorecards.com

Batter	1	2	3	4	5	6	7	8	9	AB	R	H	RBI	BB	SO	LOB
6 Chris Duffy, L (1, 8) OBP: 0.292, SLG: 0.273	PB SF8 2B	K		K		K		13 HR 1-2 BB		4	1	1	0	0	3	2
Brandon Knight, L (7, 1)										0	0	0	0	0	0	0
39 Marty McLeary, R (8, 1) OBP: 0.500, SLG: 0.500										0	0	0	0	0	0	0
76 Gookie Dawkins, R (8, PH) OBP: 0.435, SLG: 0.684										0	1	0	0	1	0	0
55 Matt Capps, R (9, 1)										0	0	0	0	0	0	0
José Hernández, R (1, 6) OBP: 0.323, SLG: 0.345	SF8 2-H	P3			G6-3	G5-3		HR 1-H 2-H		1	0	0	1	0	0	1
13 J.J. Furmaniak, R (5, 6) OBP: 0.333, SLG: 0.476										3	1	1	3	0	0	0
Sean Casey, L (1, 3) OBP: 0.458, SLG: 0.545	K 1B 1B		G3		HR 2B		F7	G4-3		3	1	2	0	0	0	0
Brad Eldred, R (7, 3) OBP: 0.220, SLG: 0.410										2	0	0	0	0	0	0
Jason Bay, R (1, 7) OBP: 0.471, SLG: 0.929	1-2 1B		E BB		2-H HR		P6			2	1	2	2	1	0	0
74 Giovanni Carrara, R (6, 1)										0	0	0	0	0	0	0
64 Jason Alfaro, R (7, 4) OBP: 0.417, SLG: 0.300										1	0	0	0	0	0	0
Jody Gerut, L (1, 9) OBP: 0.406, SLG: 0.333	SAFE 2-3	K	FC4 G3-6-1 1-2		37 G6-3 53 1B 1B		HR			3	0	1	0	0	1	3
65 Ray Sadler, R (7, PH) OBP: 0.450, SLG: 0.714										1	1	1	1	0	0	0
(8, 9)																
Joe Randa, R (1, 5) OBP: 0.417, SLG: 0.864		HR	G3-6-1 1-2f		37 G6-3 1-2 1B		P6			2	1	1	1	0	0	2
68 Scott Strickland, R (5, 1)										0	0	0	0	0	0	0
53 Mike Edwards, R (5, PH) OBP: 0.452, SLG: 0.560										2	0	1	0	0	0	0
(6, 7)																
37 Yurendell Decaster, R (1, 4) OBP: 0.364, SLG: 0.556	HR		F9		G6-3 1-2 2-3			F8		3	1	1	1	0	0	2
78 Carlos Maldonado, R (7, 2) OBP: 0.333, SLG: 0.800										1	0	0	0	0	0	0
11 Humberto Cota, R (1, 2) OBP: 0.346, SLG: 0.350	E 2B		BB		F9			G6-3		2	0	1	0	1	0	2
10 Rajai Davis, R (7, 8) OBP: 0.356, SLG: 0.359										1	0	0	0	0	0	0
Oliver Pérez, L (1, 1)	2 SAFE 2-3	G3-4		F9		F7		13 HR 76 BB 1B		1	0	0	0	0	0	1
73 Ron Chiavacci, R (3, 1)										0	0	0	0	0	0	0
19 José Bautista, R (4, PH) OBP: 0.475, SLG: 0.735										3	1	1	0	0	0	1
(5, 5)																
Inning Stats	R: 1 E: 0 K: 1 S: 8 H: 3 LOB: 1 BB: 0 P: 8	R: 2 E: 1 K: 1 S: 9 H: 3 LOB: 1 BB: 0 P: 9	R: 0 E: 1 K: 0 S: 3 H: 0 LOB: 1 BB: 1 P: 7	R: 0 E: 0 K: 1 S: 5 H: 0 LOB: 1 BB: 1 P: 9	R: 2 E: 0 K: 0 S: 7 H: 4 LOB: 2 BB: 0 P: 7	R: 0 E: 0 K: 1 S: 5 H: 0 LOB: 0 BB: 0 P: 5	R: 1 E: 0 K: 0 S: 4 H: 1 LOB: 0 BB: 0 P: 4	R: 3 E: 0 K: 0 S: 5 H: 2 LOB: 0 BB: 1 P: 9		1B: 5 2B: 3 3B: 0 HR: 5 SF: 1 SAC: 0 DP: 1 HBP: 0		WP: 0 PB: 1 SB: 0 CS: 0 PA: 39		

	AB	35
	R	9
	H	13
	RBI	9
	BB	3
	SO	4
	LOB	14

PITCHER		IP	WLS	BF	H	R	ER	SO	BB	IBB	HBP	BLK	WP	HR	S	P	ERA	WHIP
7 Josh Towers, R ERA: 6.59	(1, 1)	4.2		25	10	5	5	3	2	0	0	0	0	3	31	39	9.64	2.571
54 Jason Frasor, R ERA:	(5, 1)	1.1		4	0	0	0	1	0	0	0	0	0	0	6	6	0.00	0.000
Vinnie Chulk, R ERA: 7.5	(7, 1)	1.0	H	4	1	1	1	0	0	0	0	0	0	1	4	4	9.00	1.000
71 James Baldwin, R ERA: 9.0	(8, 1)	1.0	L	6	2	3	3	0	1	0	0	0	0	1	5	9	27.00	3.000

PITCHER	IP	WLS	BF	H	R	ER	SO	BB	IBB	HBP	BLK	WP	HR	S	P	ERA	WHIP

Pittsburgh Pirates @ Tampa Bay Devil Rays

Progress Energy Park, Home of Al Lang Field, St. Petersburg, FL

Mon Mar 20 2006, 1:05 PM EST

Att. 3,428 - Sunny - 76 F

livebaseballscorecards.com

TOP

Batter	1	2	3	4	5	6	7	8	9	10	11	AB	R	H	RBI	BB	SO	LOB
6 Chris Duffy, L (1, 8) OBP: 0.259, SLG: 0.240	G6-3		G4-3			K		K		76 CS 1B		3	0	0	0	0	1	0
10 Rajai Davis, R (6, 8) OBP: 0.362, SLG: 0.366												2	0	1	0	0	1	0
2 Jack Wilson, R (1, 6) OBP: 0.348, SLG: 0.333	G5-3		G3			G6-3		G5-3		CS 1-2	K	3	0	0	0	0	0	0
76 Gookie Dawkins, R (6, 6) OBP: 0.400, SLG: 0.619												2	0	0	0	0	1	0
19 José Bautista, R (1, 5) OBP: 0.465, SLG: 0.694	P5			F7		BB		P6			K	2	0	0	0	1	0	0
53 Mike Edwards, R (6, 5) OBP: 0.424, SLG: 0.519												2	0	0	0	0	1	0
Craig Wilson, R (1, 9) OBP: 0.341, SLG: 0.474		K		13 BB HBP		K			P4		K	2	0	0	0	0	2	1
65 Ray Sadler, R (6, 9) OBP: 0.429, SLG: 0.676												2	0	0	0	0	1	0
13 Nate McLouth, L (1, 7) OBP: 0.476, SLG: 0.639		BB 1B		G6-4-3 BB			26 BB 64 S 1B		G4-3			3	0	2	0	1	0	0
Jose Castillo, R (1, 4) OBP: 0.531, SLG: 0.786		BB		G6-4-3			L4		26 FC6-4 1B			1	0	0	0	1	0	2
64 Jason Alfaro, R (5, 4) OBP: 0.423, SLG: 0.318												2	0	1	0	0	0	1
41 Ryan Doumit, S (1, 2) OBP: 0.355, SLG: 0.577		K		F7			HR		FC6-4			2	0	0	0	0	1	2
26 Ronny Paulino, R (6, 2)							BB		1-2f			1	1	0	0	1	0	1
Brad Eldred, R (1, 3) OBP: 0.222, SLG: 0.465		F8			G6-3		HR			P4		4	1	1	2	0	0	2
37 Yurendell Decaster, R (1, 10) OBP: 0.286, SLG: 0.417			K		K		K			G3		3	0	0	0	0	3	0
13 J.J. Furmaniak, R (10, PH) OBP: 0.321, SLG: 0.455												1	0	0	0	0	0	0
(10, 10)																		
Inning Stats	R: 0 E: 0 K: 0 S: 3 H: 0 LOB: 0 BB: 0 P: 3	R: 0 E: 0 K: 2 S: 8 H: 1 LOB: 2 BB: 1 P: 12	R: 0 E: 0 K: 1 S: 5 H: 0 LOB: 0 BB: 0 P: 5	R: 0 E: 0 K: 0 S: 2 H: 0 LOB: 1 BB: 1 P: 7	R: 0 E: 0 K: 1 S: 5 H: 0 LOB: 0 BB: 0 P: 5	R: 0 E: 0 K: 2 S: 7 H: 0 LOB: 1 BB: 1 P: 11	R: 2 E: 0 K: 1 S: 6 H: 2 LOB: 0 BB: 1 P: 11	R: 0 E: 0 K: 1 S: 5 H: 0 LOB: 0 BB: 0 P: 5	R: 0 E: 0 K: 0 S: 4 H: 1 LOB: 1 BB: 0 P: 4	R: 0 E: 0 K: 0 S: 4 H: 1 LOB: 0 BB: 0 P: 4	R: 0 E: 0 K: 3 S: 9 H: 0 LOB: 0 BB: 0 P: 9							

PITCHER		IP	WLS	BF	H	R	ER	SO	BB	IBB	HBP	BLK	WP	HR	S	P	ERA	WHIP
36 Edwin Jackson, R ERA: 4.05	(1, 1)	5.0		18	1	0	0	4	2	0	1	0	0	0	23	32	0.00	0.600
Dan Miceli, R ERA:	(6, 1)	1.0		4	0	0	0	2	1	0	0	0	0	0	7	11	0.00	1.000
54 Chad Orvella, R ERA: 6.75	(7, 1)	1.0		5	2	2	2	1	1	0	0	0	0	1	6	11	18.00	3.000
74 J.B. Miadich, R ERA: 2.45	(8, 1)	1.0		3	0	0	0	1	0	0	0	0	0	0	5	5	0.00	0.000
22 Shawn Camp, R ERA: 5.68	(9, 1)	2.0		7	2	0	0	0	0	0	0	0	0	0	8	8	0.00	1.000

PITCHER		IP	WLS	BF	H	R	ER	SO	BB	IBB	HBP	BLK	WP	HR	S	P	ERA	WHIP
53 Travis Driskill, R ERA:	(11, 1)	1.0		3	0	0	0	3	0	0	0	0	0	0	9	9	0.00	0.000

AB	35
R	2
H	5
RBI	2
BB	4
SO	11
LOB	9

1B: 4	SF: 0	WP: 0	PA: 41
2B: 0	SAC: 0	PB: 0	
3B: 0	DP: 1	SB: 1	
HR: 1	HBP: 1	CS: 1	

Batter	1	2	3	4	5	6	7	8	9	10	11	AB	R	H	RBI	BB	SO	LOB
Julio Lugo, R (1, 6) OBP: 0.341, SLG: 0.395	G6-3		K			L6		K			G6-3	3	0	0	0	0	1	0
39 Darnell McDonald, R (8, 9) OBP: 0.222, SLG: 0.188												2	0	0	0	0	1	0
13 Carl Crawford, L (1, 7) OBP: 0.257, SLG: 0.394	F8		K			G4-3		G4-3			1B	3	0	0	0	0	1	0
66 Mike Rose, S (8, 2) OBP: 0.286, SLG: 0.167												2	0	1	0	0	0	0
3 Jorge Cantu, R (1, 4) OBP: 0.286, SLG: 0.429	1B 1B			L5		G1-3		G4-3			G5-3	3	0	1	0	0	0	0
Nick Green, R (7, 4) OBP: 0.235, SLG: 0.394												2	0	0	0	0	0	1
Aubrey Huff, L (1, 5) OBP: 0.485, SLG: 0.750	31 FC4-6 1-3 1B			F9			F7		G1-3		K	4	0	1	0	0	0	0
Aneudi Cuevas, R (10, 5)												1	0	0	0	0	1	1
31 Jonny Gomes, R (1, 9) OBP: 0.436, SLG: 0.694	FC4-6 1-2f			P3			8 BB 24 1B 1B		K			3	1	1	0	0	0	2
Michael Coleman, R (8, 7)												1	0	0	0	0	1	0
Russell Branyan, L (1, 3) OBP: 0.333, SLG: 0.481		K			G5-3		F7		G6-3			1	0	0	0	0	1	0
14 Greg Norton, S (3, 3) OBP: 0.452, SLG: 0.600												3	0	0	0	0	0	1
8 Josh Paul, R (1, 2) OBP: 0.444, SLG: 0.609	B2				P4		24 1B 10 S 1-2 BB			K		2	0	0	0	1	0	0
98 Matthew Maniscalco, R (7, PR) (8, 6)												1	1	0	0	0	1	0
24 Sean Burroughs, L (1, 10) OBP: 0.273, SLG: 0.226	G4-3				E4 10 FC6-4		10 S 1-3 2-H 1B			G3		4	0	1	1	0	0	0
10 Luis Ordaz, R (1, 8) OBP: 0.281, SLG: 0.344			G6-3		FC6-4 1-2f		G1-3 1-2 3-H			F7		4	0	0	0	0	0	2
Patrick Breen, L (11, 8)												0	0	0	0	0	0	0
Inning Stats	R: 0 H: 2 E: 0 LOB: 2 K: 0 BB: 0 S: 5 P: 5	R: 0 H: 0 E: 0 LOB: 0 K: 1 BB: 0 S: 5 P: 5	R: 0 H: 0 E: 0 LOB: 0 K: 2 BB: 0 S: 7 P: 7	R: 0 H: 0 E: 0 LOB: 0 K: 0 BB: 0 S: 3 P: 3	R: 0 H: 0 E: 1 LOB: 1 K: 0 BB: 0 S: 4 P: 4	R: 0 H: 0 E: 0 LOB: 0 K: 0 BB: 0 S: 3 P: 3	R: 2 H: 2 E: 0 LOB: 2 K: 0 BB: 1 S: 5 P: 10	R: 0 H: 0 E: 0 LOB: 0 K: 1 BB: 0 S: 5 P: 5	R: 0 H: 0 E: 0 LOB: 0 K: 1 BB: 0 S: 5 P: 5	R: 0 H: 0 E: 0 LOB: 0 K: 1 BB: 0 S: 5 P: 5	R: 0 H: 1 E: 0 LOB: 1 K: 1 BB: 0 S: 6 P: 6	1B: 5 SF: 0 2B: 0 SAC: 0 3B: 0 DP: 0 HR: 0 HBP: 0						

PITCHER	IP	WLS	BF	H	R	ER	SO	BB	IBB	HBP	BLK	WP	HR	S	P	ERA	WHIP
24 Brandon Duckworth, R (1, 1) ERA: 2.03	5.0		18	2	0	0	3	0	0	0	0	0	0	24	24	0.00	0.400
22 Ryan Vogelsong, R (6, 1) ERA: 9.0	2.0		9	2	2	2	0	1	0	0	0	0	0	8	13	9.00	1.500
27 Terry Adams, R (8, 1) ERA: 6.0	1.0		3	0	0	0	1	0	0	0	0	0	0	5	5	0.00	0.000
Michael Gonzalez, L (9, 1) ERA: 3.0	1.0		3	0	0	0	1	0	0	0	0	0	0	5	5	0.00	0.000
67 Jorge Vasquez, R (10, 1) ERA: 3.52	2.0		7	1	0	0	2	0	0	0	0	0	0	11	11	0.00	0.500

PITCHER	IP	WLS	BF	H	R	ER	SO	BB	IBB	HBP	BLK	WP	HR	S	P	ERA	WHIP

BOTTOM

Pittsburgh Pirates @ Tampa Bay Devil Rays

Progress Energy Park, Home of Al Lang Field, St. Petersburg, FL

Mon Mar 20 2006, 1:05 PM EST

Att. 3,428 - Sunny - 76 F

livebaseballscorecards.com

AB	39
R	2
H	5
RBI	1
BB	1
SO	7
LOB	7

WP: 0 PA: 40
PB: 0
SB: 2
CS: 0

Batter	1	2	3	4	5	6	7	8	9	AB	R	H	RBI	BB	SO	LOB
11 Jimmy Rollins, S (1, 6) OBP: 0.340, SLG: 0.386	26 HR 1B	L6			G5-3		SH1-3 2-3		F2	3	1	1	0	0	0	2
Juan Sosa, R (7, 6)										1	0	0	0	0	0	1
8 Shane Victorino, S (1, 8) OBP: 0.324, SLG: 0.452	F7		26 FC1-6 1B		3B		K		1-H 1B 3B	5	1	3	1	0	1	2
Chris Roberson, S (1, 9) OBP: 0.341, SLG: 0.526	F8		K		26 S BB		K		1B BB	3	0	0	0	2	2	3
26 Chase Utley, L (1, 4) OBP: 0.278, SLG: 0.833	1-H HR		FC1-6 1B 1-2f		K 1-2			K	CS 1-3 1B 3-H	4	1	1	2	0	2	3
Bryan Hansen, L (8, 3) OBP: 1.000, SLG: 1.000										1	0	1	1	0	0	0
Alex Gonzalez, R (1, 3) OBP: 0.351, SLG: 0.559	K		1-3 1B		G6-3			74 S 74 2B 1B	1-2 BB	4	0	2	0	0	1	2
Joey Hammond, R (8, PR)										0	1	0	0	1	0	0
(8, 4)																
Tomas Perez, S (1, 5) OBP: 0.267, SLG: 0.333		G4-3	K			F8		K	G5-3	4	0	0	0	0	2	3
Julio Santana, R (8, 1)										0	0	0	0	0	0	0
25 Marc Tugwell, R (9, PH) OBP: 0.333, SLG: 0.667										1	0	0	0	0	0	2
Aquilino Lopez, R (9, 1)										0	0	0	0	0	0	0
Mike Lieberthal, R (1, 2) OBP: 0.242, SLG: 0.323		2B 1B		G5-3		K		1-H 2B		3	0	1	0	0	1	0
74 Dusty Wathan, R (6, 2) OBP: 0.250, SLG: 0.500										1	0	1	1	0	0	0
Jeff Inglin, R (1, 7) OBP: 0.333, SLG: 0.667		1-3 2B		G6-3		L4		F9		3	0	1	0	0	0	0
Aaron Fultz, L (6, 1)										0	0	0	0	0	0	0
Brennan King, R (8, PH)										1	0	0	0	0	0	2
(8, 5)																
Cory Lidle, R (1, 1)		K		F7			E6 11 SH1-3 1B		E6 8 3B	2	0	0	0	0	1	2
Greg Golson, R (6, 7) OBP: 0.500, SLG: 0.500										2	1	1	0	0	0	0
Inning Stats	R: 2 E: 0 K: 1 S: 7 H: 2 LOB: 0 BB: 0 P: 7	R: 0 E: 0 K: 1 S: 7 H: 2 LOB: 2 BB: 0 P: 7	R: 0 E: 0 K: 2 S: 9 H: 2 LOB: 2 BB: 0 P: 9	R: 0 E: 0 K: 0 S: 3 H: 0 LOB: 0 BB: 0 P: 3	R: 0 E: 0 K: 1 S: 6 H: 1 LOB: 2 BB: 1 P: 10	R: 0 E: 0 K: 1 S: 5 H: 0 LOB: 0 BB: 0 P: 5	R: 0 E: 1 K: 2 S: 8 H: 1 LOB: 1 BB: 0 P: 8	R: 1 E: 0 K: 2 S: 9 H: 2 LOB: 2 BB: 0 P: 10	R: 2 E: 1 K: 0 S: 5 H: 2 LOB: 2 BB: 2 P: 13	1B: 7 2B: 2 3B: 2 HR: 1 SF: 0 SAC: 1 DP: 0 HBP: 0	WP: 0 PB: 0 SB: 2 CS: 1 PA: 42					

PITCHER		IP	WLS	BF	H	R	ER	SO	BB	IBB	HBP	BLK	WP	HR	S	P	ERA	WHIP
57 Zach Duke, L ERA: 5.82	(1, 1)	5.0	L	23	7	2	2	5	1	0	0	0	0	1	32	36	3.60	1.600
71 C.J. Nitkowski, L ERA: 5.06	(6, 1)	2.0		7	1	0	0	3	0	0	0	0	0	0	13	13	0.00	0.500
68 Scott Strickland, R ERA: 5.59	(8, 1)	1.0		5	2	1	1	2	0	0	0	0	0	0	9	10	9.00	2.000
34 John Grabow, L ERA: 6.23	(9, 1)	1.0		7	2	2	1	0	2	0	0	0	0	0	5	13	9.00	4.000

PITCHER	IP	WLS	BF	H	R	ER	SO	BB	IBB	HBP	BLK	WP	HR	S	P	ERA	WHIP

TOP

Philadelphia Phillies @ Pittsburgh Pirates
McKechnie Field, Bradenton, FL
Tue Mar 21 2006, 1:05 PM EST
Att. 4,768 - Sunny - 80 F

livebaseballscorecards.com

AB	38
R	5
H	12
RBI	5
BB	3
SO	10
LOB	22

BOTTOM

Philadelphia Phillies @ Pittsburgh Pirates
McKechnie Field, Bradenton, FL
Tue Mar 21 2006, 1:05 PM EST
Att. 4,768 - Sunny - 80 F

livebaseballscorecards.com

Batter	1	2	3	4	5	6	7	8	9	AB	R	H	RBI	BB	SO	LOB
6 Chris Duffy, L (1, 8) OBP: 0.250, SLG: 0.233	K			F8		G6-3		13 1B 1B 1B	F9	5	1	1	0	0	1	2
2 Jack Wilson, R (1, 6) OBP: 0.385, SLG: 0.375	E6 G4-6-3			WP G4-3 1B		1B		1B 1-2 1B		3	0	2	0	0	0	0
13 J.J. Furmaniak, R (7, 6) OBP: 0.345, SLG: 0.478										1	0	1	0	0	0	0
Sean Casey, L (1, 3) OBP: 0.407, SLG: 0.480	G4-6-3 1-2f			G4-3 1-2		F9		1-3 2-H 1B		3	0	0	0	0	0	3
Craig Wilson, R (7, 3) OBP: 0.356, SLG: 0.487										1	0	1	1	0	0	0
Jason Bay, R (1, 7) OBP: 0.500, SLG: 0.875		CS 1B		BBBB 2-3 BB			K	L6		2	0	1	0	1	1	0
68 Scott Strickland, R (8, 1)										0	0	0	0	0	0	0
53 Mike Edwards, R (8, PH) OBP: 0.412, SLG: 0.500										1	0	0	0	0	0	2
(9, 5)																
Jeromy Burnitz, L (1, 9) OBP: 0.318, SLG: 0.727	K			K			HR	F8		2	0	0	0	0	2	3
19 José Bautista, R (6, 5) OBP: 0.467, SLG: 0.763										2	1	1	1	0	0	2
34 John Grabow, L (9, 1)										0	0	0	0	0	0	0
Joe Randa, R (1, 5) OBP: 0.385, SLG: 0.792		P4			K	G6-3			F8	2	0	0	0	0	1	1
José Hernández, R (6, 4) OBP: 0.303, SLG: 0.323										2	0	0	0	0	0	0
Jose Castillo, R (1, 4) OBP: 0.529, SLG: 0.767	CS 1-2	K			8-5 11 G6-3 1B	1B			BBBB 13 G3-1 65 1B BB	2	0	1	0	0	1	0
26 Ronny Paulino, R (6, 2) OBP: 0.750, SLG: 0.500										1	0	1	0	1	0	0
11 Humberto Cota, R (1, 2) OBP: 0.321, SLG: 0.318		F7			G6-3 1-2		F8		13 G3-1 1-2 1B	2	0	0	0	0	0	1
71 C.J. Nitkowski, L (6, 1)										0	0	0	0	0	0	0
65 Ray Sadler, R (7, PH) OBP: 0.432, SLG: 0.667										2	0	1	0	0	0	1
(8, 7)																
57 Zach Duke, L (1, 1)		G4-3			2 SAFE 8-5 2-3	G4-3		G4-3	G3-1 1-2 2-3	1	0	0	0	0	0	0
Jody Gerut, L (5, PH) OBP: 0.406, SLG: 0.333										0	0	0	0	0	0	0
13 Nate McLouth, L (6, 9) OBP: 0.444, SLG: 0.590										3	0	0	0	0	0	2

Inning Stats	1	2	3	4	5	6	7	8	9	1B	SF	WP	PA
R	0	0	0	0	0	0	1	1	0	9	0	1	38
E	1	0	0	0	0	0	0	0	0	2B 0	SAC 0	PB 0	
K	1	1	0	0	1	0	1	0	0	3B 0	DP 1	SB 0	
S	5	6	5	6	5	4	7	6	4	HR 1	HBP 0	CS 1	
H	0	1	0	1	1	1	2	3	1				
LOB	0	0	0	2	1	1	1	2	2				
BB	0	0	0	1	0	0	0	0	1				
P	5	6	5	10	5	4	7	6	4				

	AB	35
	R	2
	H	10
	RBI	2
	BB	2
	SO	6
	LOB	17

PITCHER	IP	WLS	BF	H	R	ER	SO	BB	IBB	HBP	BLK	WP	HR	S	P	ERA	WHIP
Cory Lidle, R (1, 1) ERA: 4.09	5.0	W	18	3	0	0	5	1	0	0	0	1	0	27	31	0.00	0.800
Aaron Fultz, L (6, 1) ERA: 7.15	2.0	H	9	3	1	1	1	0	0	0	0	0	1	11	11	4.50	1.500
Julio Santana, R (8, 1) ERA: 4.66	1.0	H	6	3	1	1	0	0	0	0	0	0	0	6	6	9.00	3.000
Aquilino Lopez, R (9, 1) ERA: 3.38	1.0	S	5	1	0	0	0	1	0	0	0	0	0	4	8	0.00	2.000

PITCHER	IP	WLS	BF	H	R	ER	SO	BB	IBB	HBP	BLK	WP	HR	S	P	ERA	WHIP

Pittsburgh Pirates @ Toronto Blue Jays

Knology Park, Dunedin, FL

Wed Mar 22 2006, 6:05 PM EST

Att. 3,714 - Clear - 74 F

TOP

livebaseballscorecards.com

Batter	1	2	3	4	5	6	7	8	9	AB	R	H	RBI	BB	SO	LOB
6 Chris Duffy, L (1, 8) OBP: 0.229, SLG: 0.212 Jody Gerut, L (6, 9) OBP: 0.424, SLG: 0.333	F7		P6		G3			19 2B 65 E BB		3 0	0 1	0 0	0 0	0 1	0 0	0 0
19 José Bautista, R (1, 4) OBP: 0.469, SLG: 0.756 (6, 8)	BB		K			K		65 E 1-3 2B		3	0	1	0	1	2	0
Sean Casey, L (1, 3) OBP: 0.400, SLG: 0.444 65 Ray Sadler, R (6, 7) OBP: 0.422, SLG: 0.650	P5		BB			K		E5 2-3 3-H		2 1	0 0	0 0	0 0	1 0	1 0	1 1
Jason Bay, R (1, 7) OBP: 0.478, SLG: 0.778 13 J.J. Furmaniak, R (6, 4) OBP: 0.333, SLG: 0.458	1-2 BB		K			K		K		2 1	0 0	0 0	0 0	1 0	2 1	1 2
Craig Wilson, R (1, 9) OBP: 0.347, SLG: 0.452 (6, 3)	K			G5-3			K		53 G1-6-3 HBP	3	0	0	0	0	2	2
Joe Randa, R (1, 5) OBP: 0.345, SLG: 0.704 53 Mike Edwards, R (7, 5) OBP: 0.400, SLG: 0.483		P3		G1-3			G6-3		G1-6-3 1-2	3 1	0 0	0 0	0 0	0 0	0 0	0 1
José Hernández, R (1, 6) OBP: 0.278, SLG: 0.294 Brandon Chaves, S (7, 6)		F7		F9			G4-3		F7	3 1	0 0	0 0	0 0	0 0	0 0	0 1
41 Ryan Doumit, S (1, 2) OBP: 0.382, SLG: 0.607 66 Paul Chiaffredo, R (8, 2) OBP: 0.267, SLG: 0.467		2B			P5			26 G6-4-3 HBP	F8	2 1	0 0	1 0	0 0	0 0	0 0	0 1
26 Ronny Paulino, R (1, 10) OBP: 0.429, SLG: 0.200		G5-3			K			G6-4-3 1-2f		3	0	0	0	0	1	2
Inning Stats	R: 0 E: 0 K: 1 S: 5 H: 0 LOB: 2 BB: 2 P: 13	R: 0 E: 0 K: 0 S: 4 H: 1 LOB: 1 BB: 0 P: 4	R: 0 E: 0 K: 2 S: 7 H: 0 LOB: 1 BB: 1 P: 11	R: 0 E: 0 K: 0 S: 3 H: 0 LOB: 0 BB: 0 P: 3	R: 0 E: 0 K: 1 S: 5 H: 0 LOB: 0 BB: 0 P: 5	R: 0 E: 0 K: 3 S: 9 H: 0 LOB: 0 BB: 0 P: 9	R: 0 E: 0 K: 1 S: 5 H: 0 LOB: 0 BB: 0 P: 5	R: 1 E: 1 K: 1 S: 6 H: 1 LOB: 2 BB: 1 P: 11	R: 0 E: 0 K: 0 S: 3 H: 0 LOB: 1 BB: 0 P: 4	1B: 0 2B: 2 3B: 0 HR: 0	SF: 0 SAC: 0 DP: 1 HBP: 2						

AB	29
R	1
H	2
RBI	0
BB	4
SO	9
LOB	12

WP: 0 PB: 0 SB: 0 CS: 0 PA: 35

PITCHER		IP	WLS	BF	H	R	ER	SO	BB	IBB	HBP	BLK	WP	HR	S	P	ERA	WHIP
39 Gustavo Chacin, L ERA:	(1, 1)	3.0	W	13	1	0	0	3	3	0	0	0	0	0	16	28	0.00	1.333
Pete Walker, R ERA:	(4, 1)	2.0		6	0	0	0	1	0	0	0	0	0	0	8	8	0.00	0.000
52 B.J. Ryan, L ERA: 2.57	(6, 1)	1.0		3	0	0	0	3	0	0	0	0	0	0	9	9	0.00	0.000
Justin Speier, R ERA: 2.7	(7, 1)	1.0		3	0	0	0	1	0	0	0	0	0	0	5	5	0.00	0.000
Scott Schoeneweis, L ERA: 9.0	(8, 1)	1.0		6	1	1	0	1	1	0	1	0	0	0	6	11	0.00	2.000

PITCHER		IP	WLS	BF	H	R	ER	SO	BB	IBB	HBP	BLK	WP	HR	S	P	ERA	WHIP
57 Adrian Burnside, L ERA: 1.59	(9, 1)	1.0		4	0	0	0	0	0	0	1	0	0	0	3	4	0.00	0.000

BOTTOM

Pittsburgh Pirates @ Toronto Blue Jays

Knology Park, Dunedin, FL

Wed Mar 22 2006, 6:05 PM EST

Att. 3,714 - Clear - 74 F

livebaseballscorecards.com

Batter	1	2	3	4	5	6	7	8	9	AB	R	H	RBI	BB	SO	LOB
8 Russ Adams, L (1, 6) OBP: 0.293, SLG: 0.385 Jason Phillips, R (8, 5) OBP: 0.355, SLG: 0.536	S S S 0-3 ① K		x 0-0 ① S 2B 1B		x 0-0 ① G4-3		x 0-0 3 1B 3 E 1B 1-2 2-H			4	2	2	1	0	1	0
										0	0	0	0	0	0	0
Frank Catalanotto, L (1, 7) OBP: 0.250, SLG: 0.222 3 Reed Johnson, R (6, 7) OBP: 0.412, SLG: 0.400	x 0-0 ② G3-1		S x 0-1 1-H 2B		x 0-0 ② F7		x 0-0 E8 1-H 2-H 1B			3	0	1	1	0	0	0
										1	0	1	1	0	0	0
10 Vernon Wells, R (1, 8) OBP: 0.500, SLG: 1.111 68 Wayne Lydon, S (6, 8) OBP: 0.486, SLG: 0.533	x 0-0 HR		x 0-0 ③ G6-3		x 0-0 ③ G3		x 0-0 ① G6-3			3	1	1	1	0	0	1
										1	0	0	0	0	0	1
25 Troy Glaus, R (1, 5) OBP: 0.500, SLG: 0.625 46 Luis Figueroa, S (6, 5) OBP: 0.316, SLG: 0.394 (8, 6)	x 0-0 ③ F8			B B B B 4-0 17 G4-3 1B BB		x 0-0 ① F7	x 0-0 ② G5-3			1	1	0	0	1	0	0
										2	0	0	0	0	0	1
17 Lyle Overbay, L (1, 3) OBP: 0.194, SLG: 0.176 43 Kevin Barker, L (7, 3) OBP: 0.313, SLG: 0.467		x 0-0 ① F9		x 0-0 ① G4-3 1-2		x 0-0 ② G6-3	x 0-0 ③ G6-3			3	0	0	0	0	0	1
										1	0	0	0	0	0	1
Shea Hillenbrand, R (1, 10) OBP: 0.303, SLG: 0.500 Guillermo Quiroz, R (8, PH) OBP: 0.182, SLG: 0.333 (9, 10)		x 0-0 ② G4-3		x 0-0 ② L9		x 0-0 S 1B		x 0-0 ① G1-3		3	0	1	0	0	0	1
										1	0	0	0	0	0	0
Bengie Molina, R (1, 2) OBP: 0.257, SLG: 0.294 51 Mike Mahoney, R (7, 2) OBP: 0.625, SLG: 1.286		x 0-0 ③ L8		x 0-0 2-H 1B		S x 0-1 ③ G6-3 1-2		C C C 0-3 ② K		3	0	1	1	0	0	1
										1	0	0	0	0	1	0
Eric Hinske, L (1, 9) OBP: 0.417, SLG: 0.767 15 Alex Rios, R (6, 9) OBP: 0.429, SLG: 0.692			x 0-0 ① G5-3	S S S 0-3 ③ K			x 0-0 2 BB 8 1B 1B	x 0-0 27 FC6-4 1B		2	0	0	0	0	1	1
										2	1	2	0	0	0	0
2 Aaron Hill, R (1, 4) OBP: 0.364, SLG: 0.414 27 Brad Hassey, R (8, 4) OBP: 0.286, SLG: 0.167			x 0-0 ② L8		x 0-0 HR		B B B B 4-0 8 1B 3 1B 1-2 BB	x 0-0 ③ FC6-4 1-2f		2	2	1	1	1	0	0
										1	0	0	0	0	0	1
Inning Stats	R: 1 E: 0 K: 1 S: 6 H: 1 LOB: 0 BB: 0 P: 6	R: 0 E: 0 K: 0 S: 3 H: 0 LOB: 0 BB: 0 P: 3	R: 1 E: 0 K: 0 S: 6 H: 2 LOB: 1 BB: 0 P: 6	R: 1 E: 0 K: 1 S: 6 H: 1 LOB: 1 BB: 1 P: 10	R: 1 E: 0 K: 0 S: 4 H: 1 LOB: 0 BB: 0 P: 4	R: 0 E: 0 K: 0 S: 5 H: 1 LOB: 1 BB: 0 P: 5	R: 3 E: 1 K: 0 S: 6 H: 3 LOB: 1 BB: 1 P: 10	R: 0 E: 0 K: 1 S: 6 H: 1 LOB: 1 BB: 0 P: 6		1B: 7 2B: 1 3B: 0 HR: 2	SF: 0 SAC: 0 DP: 0 HBP: 0						

	AB	34
	R	7
	H	10
	RBI	6
	BB	2
	SO	3
	LOB	9

WP: 0 PB: 0 SB: 2 CS: 0 PA: 36

PITCHER		IP	WLS	BF	H	R	ER	SO	BB	IBB	HBP	BLK	WP	HR	S	P	ERA	WHIP
45 Ian Snell, R ERA: 3.12	(1, 1)	4.1	L	19	5	4	4	2	1	0	0	0	0	2	23	27	8.31	1.385
67 Jorge Vasquez, R ERA: 3.24	(5, 1)	0.2		2	0	0	0	0	0	0	0	0	0	0	2	2	0.00	0.000
16 Salomon Torres, R ERA:	(6, 1)	1.0		4	1	0	0	0	0	0	0	0	0	0	5	5	0.00	1.000
39 Marty McLeary, R ERA: 3.0	(7, 1)	1.0		7	3	3	2	0	1	0	0	0	0	0	6	10	18.00	4.000
55 Matt Capps, R ERA: 1.35	(8, 1)	1.0		4	1	0	0	1	0	0	0	0	0	0	6	6	0.00	1.000

PITCHER	IP	WLS	BF	H	R	ER	SO	BB	IBB	HBP	BLK	WP	HR	S	P	ERA	WHIP

Cincinnati Reds @ Pittsburgh Pirates

McKechnie Field, Bradenton, FL

Thu Mar 23 2006, 1:05 PM EST

Att. 5,358 - Partly Cloudy - 75 F

TOP

livebaseballscorecards.com

Batter	1	2	3	4	5	6	7	8	9	AB	R	H	RBI	BB	SO	LOB
Tony Womack, L (1, 4) OBP: 0.425, SLG: 0.486	B1-3	G6-3		2-H HR		K			26 HBP 34 1B	3	1	1	2	0	0	1
43 Matt Kata, S (4, 4) OBP: 0.220, SLG: 0.275									1B	2	0	1	0	0	1	0
Felipe Lopez, S (1, 6) OBP: 0.260, SLG: 0.286	P6		K	G6-3			E1		K	3	0	0	0	0	1	0
6 Jeff Bannon, R (4, 6) OBP: 0.400, SLG: 0.333										2	0	0	0	0	1	1
12 Edwin Encarnación, R (1, 5) OBP: 0.500, SLG: 1.000	S BB	K	K	F7			K		26 HBP 1B	2	0	0	0	1	1	0
Ryan Wagner, R (4, 1)										0	0	0	0	0	0	0
Rick White, R (5, 1)										0	0	0	0	0	0	0
51 Jung Keun Bong, L (6, 1)										0	0	0	0	0	0	0
9 Jacob Cruz, L (7, PH) OBP: 0.364, SLG: 0.280										1	0	0	0	0	1	1
Justin Germano, R (7, 1)										0	0	0	0	0	0	0
34 Robert Stratton, R (9, PH) OBP: 0.250, SLG: 0.250										1	0	1	0	0	0	0
Adam Dunn, L (1, 7) OBP: 0.372, SLG: 0.543	K 1-2		BB		BB		K		F8	1	0	0	0	1	1	1
15 Dewayne Wise, L (4, 7) OBP: 0.353, SLG: 0.674					26 CS					2	0	0	0	1	1	3
Scott Hatteberg, L (1, 3) OBP: 0.357, SLG: 0.432		FC5-4 1B	P4		F8 1-2		P4		54 FC4-6 HBP 1-2 2-3	2	0	1	0	0	0	1
26 David Ross, R (4, 2) OBP: 0.593, SLG: 0.950										2	0	0	0	0	0	2
Javier Valentin, S (1, 2) OBP: 0.600, SLG: 0.625	FC5-4 27 1B 27 2B 1-2f			27 1B 27 2B HBP	1B			BB 27 G4-6-3	FC4-6 1-2f	1	2	0	0	0	0	1
54 Andy Abad, L (4, 3) OBP: 0.477, SLG: 0.556										2	0	1	0	1	0	3
27 Chris Denorfia, R (1, 8) OBP: 0.333, SLG: 0.347	27 2B 1-2 1B			27 2B 1-2 1B	F8			G4-6-3 1-2f		4	2	2	0	0	0	2
27 Brian Buchanan, R (1, 9) OBP: 0.552, SLG: 0.897	1-H 2-H 2B			HR 1-H 2-H 2B		G4-3		16 FC6-4 1B		4	1	3	4	0	0	0
Dave Williams, L (1, 1)	K					P5		FC6-4 1-2f		2	0	0	0	0	2	2
16 Frank Menechino, R (4, 5) OBP: 0.226, SLG: 0.111										2	0	0	0	0	0	1
Inning Stats	R: 0 E: 0 K: 1 S: 5 H: 0 LOB: 1 BB: 1 P: 10	R: 2 E: 0 K: 1 S: 8 H: 3 LOB: 1 BB: 0 P: 8	R: 0 E: 0 K: 2 S: 7 H: 0 LOB: 1 BB: 1 P: 11	R: 4 E: 0 K: 1 S: 8 H: 3 LOB: 0 BB: 0 P: 9	R: 0 E: 0 K: 0 S: 3 H: 1 LOB: 1 BB: 1 P: 8	R: 0 E: 0 K: 1 S: 5 H: 0 LOB: 0 BB: 0 P: 5	R: 0 E: 1 K: 2 S: 8 H: 0 LOB: 1 BB: 0 P: 8	R: 0 E: 0 K: 0 S: 3 H: 1 LOB: 1 BB: 1 P: 7	R: 0 E: 0 K: 1 S: 7 H: 2 LOB: 3 BB: 0 P: 8	1B: 7 2B: 2 3B: 0 HR: 1 SF: 0 SAC: 0 DP: 1 HBP: 2							

AB	36
R	6
H	10
RBI	6
BB	4
SO	9
LOB	19

WP: 0 PB: 0 SB: 1 CS: 1 PA: 42

PITCHER		IP	WLS	BF	H	R	ER	SO	BB	IBB	HBP	BLK	WP	HR	S	P	ERA	WHIP
28 Paul Maholm, L ERA: 8.5	(1, 1)	4.0	L	21	6	6	6	5	2	0	1	0	0	1	28	38	13.50	2.000
74 Giovanni Carrara, R ERA: 6.0	(5, 1)	1.0		4	1	0	0	0	1	0	0	0	0	0	3	8	0.00	2.000
Michael Gonzalez, L ERA: 2.57	(6, 1)	1.0		3	0	0	0	1	0	0	0	0	0	0	5	5	0.00	0.000
27 Terry Adams, R ERA: 5.14	(7, 1)	1.0		4	0	0	0	2	0	0	0	0	0	0	8	8	0.00	0.000
22 Ryan Vogelsong, R ERA: 7.8	(8, 1)	2.0		10	3	0	0	1	1	0	1	0	0	0	10	15	0.00	2.000

PITCHER	IP	WLS	BF	H	R	ER	SO	BB	IBB	HBP	BLK	WP	HR	S	P	ERA	WHIP

Batter	1	2	3	4	5	6	7	8	9	AB	R	H	RBI	BB	SO	LOB
6 Chris Duffy, L (1, 8) OBP: 0.270, SLG: 0.265 19 José Bautista, R (5, 8) OBP: 0.451, SLG: 0.721	12 E 12 SF7 2B	BBB 4-0 BB	x 0-0 G6-3	SSC 0-3 K						1 1 1 0 1 0 0 2 0 0 0 0 1 3						
2 Jack Wilson, R (1, 6) OBP: 0.357, SLG: 0.346 13 J.J. Furmaniak, R (5, 6) OBP: 0.344, SLG: 0.500	x 0-0 ① L4	x 0-0 ② F7				x 0-0 ① G5-3		x 0-0 53 FC1-5 2B		2 0 0 0 0 0 3 2 0 1 0 0 0 0						
12 Freddy Sanchez, R (1, 5) OBP: 0.375, SLG: 0.481 53 Mike Edwards, R (5, 5) OBP: 0.378, SLG: 0.452	2 SAFE x 0-0 ② SF7 2-H	SSC 0-3 ③ K				x 0-0 ② L9		x 0-0 ① FC1-5 66 L1-3 2-3		1 0 0 1 0 1 2 2 0 0 0 0 0 1						
José Hernández, R (1, 3) OBP: 0.270, SLG: 0.286 66 Paul Chiaffredo, R (4, PH) OBP: 0.222, SLG: 0.389 (5, 3)	SSS 0-3 ③ K			SSS 0-3 ① K		x 0-0 ③ F8		x 0-0 ② ③ L1-3 1-1		1 0 0 0 0 1 0 3 0 0 0 0 1 1						
Jeromy Burnitz, L (1, 9) OBP: 0.304, SLG: 0.696 Adam Boeve, R (4, PH) OBP: 0.750, SLG: 0.667 (5, 9)		x 0-0 ① G3-1		BBB 4-0 65 G6-4-3 BB			x 0-0 ① F8			1 0 0 0 0 0 0 1 0 0 0 1 0 0						
65 Ray Sadler, R (1, 7) OBP: 0.417, SLG: 0.628		x 0-0 ② F9		x 0-0 ② ③ G6-4-3 1-2f			x 0-0 26 1B 41 G3 1B			3 1 1 0 0 0 1						
Jose Castillo, R (1, 4) OBP: 0.514, SLG: 0.742 Dan Schwartzbauer, R (5, 4) OBP: 0.667, SLG: 0.500	x 0-0 ③ F8				BBB 4-0 26 G4-6-3 BB		x 0-0 41 G3 26 1B 1-2 1B			1 0 0 0 0 0 0 1 0 1 0 1 0 0						
26 Ronny Paulino, R (1, 2) OBP: 0.500, SLG: 0.500 Craig Wilson, R (9, 2) OBP: 0.347, SLG: 0.452		x 0-0 28 SH5-4 2B			x 0-0 ① ② G4-6-3 1-2f		x 0-0 41 G3 1-2 2-3 1B			3 0 2 0 0 0 1 0 0 0 0 0 0 0						
28 Paul Maholm, L (1, 1) 74 Giovanni Carrara, R (5, 1) Jody Gerut, L (5, PH) OBP: 0.441, SLG: 0.393 Michael Gonzalez, R (6, 1) 27 Terry Adams, R (7, 1) 41 Ryan Doumit, S (7, PH) OBP: 0.371, SLG: 0.586 22 Ryan Vogelsong, R (8, 1)		x 0-0 ① SH5-4 2-3			x 0-0 2B		x 0-0 ② G3 1-2 2-3 3-H			0 0 0 0 0 0 0 0 0 0 0 0 0 0 1 0 1 0 0 0 0 0 0 0 0 0 0 0 0 0 0 0 0 0 0 1 0 0 1 0 0 2 0 0 0 0 0 0 0						
Inning Stats	R: 1 E: 1 K: 1 S: 6 H: 1 LOB: 0 BB: 0 P: 6	R: 0 E: 0 K: 0 S: 3 H: 0 LOB: 0 BB: 0 P: 3	R: 0 E: 0 K: 1 S: 6 H: 1 LOB: 2 BB: 1 P: 10	R: 0 E: 0 K: 1 S: 4 H: 0 LOB: 0 BB: 1 P: 8	R: 0 E: 0 K: 0 S: 3 H: 1 LOB: 1 BB: 1 P: 7	R: 0 E: 0 K: 0 S: 3 H: 0 LOB: 0 BB: 0 P: 3	R: 1 E: 0 K: 1 S: 8 H: 3 LOB: 2 BB: 0 P: 8	R: 0 E: 0 K: 0 S: 3 H: 1 LOB: 0 BB: 0 P: 3		1B: 3 2B: 5 3B: 0 HR: 0	SF: 1 SAC: 1 DP: 3 HBP: 0					

BOTTOM

Cincinnati Reds @ Pittsburgh Pirates

McKechnie Field, Bradenton, FL

Thu Mar 23 2006, 1:05 PM EST
Att. 5,358 - Partly Cloudy - 75 F

livebaseballscorecards.com

AB	26
R	2
H	7
RBI	2
BB	3
SO	4
LOB	14

WP: 0 PB: 0 SB: 0 CS: 0 PA: 31

PITCHER		IP	WLS	BF	H	R	ER	SO	BB	IBB	HBP	BLK	WP	HR	S	P	ERA	WHIP
Dave Williams, L ERA: 7.2	(1, 1)	3.0	W	12	2	1	0	2	1	0	0	0	0	0	15	19	0.00	1.000
Ryan Wagner, R ERA: 4.0	(4, 1)	1.0		3	0	0	0	1	1	0	0	0	0	0	4	8	0.00	1.000
Rick White, R ERA: 3.24	(5, 1)	1.0		4	1	0	0	0	1	0	0	0	0	0	3	7	0.00	2.000
51 Jung Keun Bong, L ERA:	(6, 1)	1.0		3	0	0	0	0	0	0	0	0	0	0	3	3	0.00	0.000
Justin Germano, R ERA: 4.8	(7, 1)	2.0		9	4	1	1	1	0	0	0	0	0	0	11	11	4.50	2.000

PITCHER	IP	WLS	BF	H	R	ER	SO	BB	IBB	HBP	BLK	WP	HR	S	P	ERA	WHIP

Batter	1	2	3	4	5	6	7	8	9	AB	R	H	RBI	BB	SO	LOB
13 Nate McLouth, L (1, 8) OBP: 0.429, SLG: 0.628	0-0 HR	0-0 E6 2 FC6-4, 2-3		0-0 P3 ②		0-0 F8 ③			S S S 0-3 K ②	4	1	1	1	0	0	3
Roberto Hernandez, R (6, 1)										0	0	0	0	0	0	0
65 Ray Sadler, R (7, 7) OBP: 0.408, SLG: 0.614										1	0	0	0	0	1	1
2 Jack Wilson, R (1, 6) OBP: 0.375, SLG: 0.367	0-0 19 2B, WP 1B	0-0 ② FC6-4 12 FC6-4, 1-2f, 3-H		0-0 G5-3 ③			0-0 12 G5-4-3 1B		0-0 G1-3 ③	4	1	2	1	0	0	2
76 Gookie Dawkins, R (7, PR) OBP: 0.385, SLG: 0.591										1	0	0	0	0	0	1
(7, 6)																
12 Freddy Sanchez, R (1, 5) OBP: 0.333, SLG: 0.419	0-0 F9 ①	0-0 FC6-4 ③, 1-2f			0-0 G6-3 ①		0-0 ① ② G5-4-3, 1-2f			4	0	0	0	0	0	3
67 Jorge Vasquez, R (7, 1)										0	0	0	0	0	0	0
71 C.J. Nitkowski, L (8, 1)										0	0	0	0	0	0	0
19 José Bautista, R (1, 7) OBP: 0.436, SLG: 0.702	0-0 WP, 1-3 1B 2B		0-0 ① P5		S S S 0-3 K ②		0-0 G6-3 ③			4	1	1	0	0	1	1
(7, 5)																
Jose Castillo, R (1, 4) OBP: 0.500, SLG: 0.697	B S S S 1-3 K ② 2-3, 3-H		0-0 L3 ②		B B B B 4-0 BB			0-0 G5-3 ①		2	0	0	0	1	1	1
64 Jason Alfaro, R (6, 4) OBP: 0.407, SLG: 0.304										1	0	0	0	0	0	0
Jody Gerut, L (1, 9) OBP: 0.447, SLG: 0.406	0-0 3-H 1B		0-0 1B		0-0 P2 ③			0-0 G3 ②		4	0	2	1	0	0	1
11 Humberto Cota, R (1, 2) OBP: 0.290, SLG: 0.280	0-0 F7 ③		0-0 G5-3 ③			S S S 0-3 K ①		0-0 F9 ③		3	0	0	0	0	1	2
26 Ronny Paulino, R (6, 2) OBP: 0.455, SLG: 0.444										1	0	0	0	0	0	0
66 Paul Chiaffredo, R (1, 3) OBP: 0.318, SLG: 0.400		0-0 13 E, 2 FC6-4, SH1-4, 1B		B B B B 4-0 SH5-4 BB		B B B B 4-0 FC4-6 BB			S S S 0-3 ① K	2	1	1	0	2	1	0
Oliver Pérez, L (1, 1)		0-0 ① SH1-4, 1-2		0-0 ① SH5-4, 1-2		0-0 ② FC4-6, 1-2f			0-0 E6	0	0	0	0	0	0	0
16 Salomon Torres, R (5, 1)										0	0	0	0	0	0	0
Nyjer Morgan, L (6, PH)										2	0	0	0	0	0	1
(6, 8)																
Inning Stats	R: 3 E: 0 K: 1 S: 9 H: 4 LOB: 1 BB: 0 P: 10	R: 1 E: 1 K: 0 S: 5 H: 1 LOB: 1 BB: 0 P: 5	R: 0 E: 0 K: 0 S: 4 H: 1 LOB: 0 BB: 0 P: 4	R: 0 E: 0 K: 0 S: 3 H: 0 LOB: 1 BB: 1 P: 7	R: 0 E: 0 K: 1 S: 5 H: 0 LOB: 1 BB: 1 P: 9	R: 0 E: 0 K: 1 S: 5 H: 0 LOB: 1 BB: 1 P: 9	R: 0 E: 0 K: 0 S: 3 H: 1 LOB: 1 BB: 0 P: 3	R: 0 E: 0 K: 0 S: 3 H: 0 LOB: 0 BB: 0 P: 3	R: 0 E: 1 K: 2 S: 8 H: 0 LOB: 1 BB: 0 P: 8	1B: 5 2B: 1 3B: 0 HR: 1	SF: 0 SAC: 2 DP: 1 HBP: 0						

PITCHER		IP	WLS	BF	H	R	ER	SO	BB	IBB	HBP	BLK	WP	HR	S	P	ERA	WHIP
58 Eude Brito, L ERA: 13.5	(1, 1)	2.0		12	5	4	3	1	0	0	0	0	1	1	14	15	13.50	2.500
Arthur Rhodes, L ERA: 1.29	(3, 1)	1.0		4	1	0	0	0	0	0	0	0	0	0	4	4	0.00	1.000
Ricardo Rodriguez, R ERA: 4.15	(4, 1)	3.0		12	0	0	0	2	3	0	0	0	0	0	13	25	0.00	1.000
Geoff Geary, R ERA: 1.38	(7, 1)	2.0	W	6	1	0	0	0	0	0	0	0	0	0	6	6	0.00	0.500
45 Tom Gordon, R ERA: 4.5	(9, 1)	1.0	S	4	0	0	0	2	0	0	0	0	0	0	8	8	0.00	0.000

PITCHER	IP	WLS	BF	H	R	ER	SO	BB	IBB	HBP	BLK	WP	HR	S	P	ERA	WHIP

TOP

Pittsburgh Pirates @ Philadelphia Phillies
Bright House Networks Field, Clearwater, FL
Fri Mar 24 2006, 7:05 PM EST
Att. 7,829 - Partly Cloudy - 60 F

livebaseballscorecards.com

AB	33
R	4
H	7
RBI	3
BB	3
SO	5
LOB	16

1B: 5	SF: 0	WP: 1	PA: 38
2B: 1	SAC: 2	PB: 0	
3B: 0	DP: 1	SB: 0	
HR: 1	HBP: 0	CS: 0	

Batter	1	2	3	4	5	6	7	8	9	AB	R	H	RBI	BB	SO	LOB
11 Jimmy Rollins, S (1, 6) OBP: 0.345, SLG: 0.385	F9	K		FC5 1-2 2-3f		CS 1-H 1B		K		4	0	1	1	0	1	3
Geoff Geary, R (7, 1)										0	0	0	0	0	0	0
26 Ryan Barthelemy, L (8, PH)										1	0	0	0	0	1	0
45 Tom Gordon, R (9, 1)										0	0	0	0	0	0	0
Aaron Rowand, R (1, 8) OBP: 0.317, SLG: 0.423	HR		G3-1 26 SF8 2B		G6-4-3 BB	CS 1-2	S 27 2B BB 1B	K		3	3	3	1	1	0	0
8 Shane Victorino, S (8, 8) OBP: 0.291, SLG: 0.438										1	0	0	0	0	1	0
Bobby Abreu, L (1, 9) OBP: 0.429, SLG: 0.700	26 1B 1B		G3-1 2-3		G6-4-3 1-2f		S 27 2B 1-2 BB			3	0	1	0	0	0	2
Chris Roberson, S (6, 9) OBP: 0.346, SLG: 0.479										0	1	0	0	1	0	0
26 Chase Utley, L (1, 4) OBP: 0.323, SLG: 0.750	1-2 1B		SF8 3-H		1B BB		F8			2	0	1	1	1	0	2
Danny Sandoval, S (8, 4) OBP: 0.343, SLG: 0.441										0	0	0	0	0	0	0
Alex Gonzalez, R (1, 7) OBP: 0.356, SLG: 0.524	K		P4		1-3 1B		P4 1-2 2-3			4	0	1	0	0	1	4
60 Peter Bergeron, L (8, 7) OBP: 0.483, SLG: 0.391										0	0	0	0	0	0	0
6 Ryan Howard, L (1, 3) OBP: 0.424, SLG: 0.917	K			11 FC5 BB 1B	G3		2-H 3-H 2B			3	0	1	0	0	1	4
27 Chris Coste, R (6, 3) OBP: 0.531, SLG: 0.900										1	0	1	2	0	0	0
Abraham Nunez, S (1, 5) OBP: 0.338, SLG: 0.357		G6-3		11 FC5 1-2 BB		G5-3	BB			2	0	0	0	2	0	0
Mike Lieberthal, R (1, 2) OBP: 0.300, SLG: 0.368		1B		K		11 WP 11 1B 1B	K			3	1	2	0	0	1	2
74 Dusty Wathan, R (7, 2) OBP: 0.333, SLG: 0.500										1	0	0	0	0	1	2
58 Eude Brito, L (1, 1)		F9		K		P6		G1-3		0	0	0	0	0	0	0
Timothy Moss, R (2, PH)										1	0	0	0	0	0	1
Arthur Rhodes, L (3, 1)										0	0	0	0	0	0	0
Ricardo Rodriguez, L (4, 1)										1	0	0	0	0	1	2
Tomas Perez, S (6, PH) OBP: 0.190, SLG: 0.238										2	0	0	0	0	0	1
(7, 6)																
Inning Stats	R: 1 E: 0 K: 2 S: 10 H: 3 LOB: 2 BB: 0 P: 10	R: 0 E: 0 K: 1 S: 6 H: 1 LOB: 1 BB: 0 P: 6	R: 1 E: 0 K: 0 S: 4 H: 1 LOB: 0 BB: 0 P: 4	R: 0 E: 0 K: 2 S: 8 H: 1 LOB: 2 BB: 1 P: 12	R: 0 E: 0 K: 0 S: 3 H: 1 LOB: 2 BB: 2 P: 11	R: 1 E: 0 K: 0 S: 5 H: 2 LOB: 0 BB: 0 P: 6	R: 2 E: 0 K: 1 S: 7 H: 2 LOB: 2 BB: 2 P: 16	R: 0 E: 0 K: 2 S: 7 H: 0 LOB: 0 BB: 0 P: 7		1B: 8 2B: 2 3B: 0 HR: 1 SF: 1 SAC: 0 DP: 1 HBP: 0						

PITCHER		IP	WLS	BF	H	R	ER	SO	BB	IBB	HBP	BLK	WP	HR	S	P	ERA	WHIP
Oliver Pérez, L (1, 1) ERA: 6.0		4.0		20	6	2	2	5	2	0	0	0	0	1	28	36	4.50	2.000
16 Salomon Torres, R (5, 1) ERA:		1.0		4	1	0	0	0	1	0	0	0	0	0	3	7	0.00	2.000
Roberto Hernandez, R (6, 1) ERA: 9.0		1.0	H	4	2	1	1	0	0	0	0	0	1	0	5	6	9.00	2.000
67 Jorge Vasquez, R (7, 1) ERA: 4.82		1.0	L	7	2	2	2	1	2	0	0	0	0	0	7	16	18.00	4.000
71 C.J. Nitkowski, L (8, 1) ERA: 4.26		1.0		3	0	0	0	2	0	0	0	0	0	0	7	7	0.00	0.000

PITCHER	IP	WLS	BF	H	R	ER	SO	BB	IBB	HBP	BLK	WP	HR	S	P	ERA	WHIP

BOTTOM

Pittsburgh Pirates @ Philadelphia Phillies

Bright House Networks Field, Clearwater, FL

Fri Mar 24 2006, 7:05 PM EST

Att. 7,829 - Partly Cloudy - 60 F

livebaseballscorecards.com

AB	32
R	5
H	11
RBI	5
BB	5
SO	8
LOB	23

WP: 1 PA: 39
PB: 0
SB: 2
CS: 1

Batter	1	2	3	4	5	6	7	8	9	AB	R	H	RBI	BB	SO	LOB
11 Jimmy Rollins, S (1, 6) OBP: 0.345, SLG: 0.436	G4-3		K		HR		G4-3 2-3		G4-3 1-2 2-3	3	1	1	1	0	1	0
Danny Sandoval, S (5, 6) OBP: 0.324, SLG: 0.417										2	0	0	0	0	0	3
Aaron Rowand, R (1, 8) OBP: 0.328, SLG: 0.429	26 G4-3 BB 1B		F9		1B		G6-3		K	4	0	2	0	0	0	1
Robinson Tejeda, R (7, 1)										0	0	0	0	0	0	0
Aquilino Lopez, R (8, 1)										0	0	0	0	0	0	0
Joe Thurston, L (9, PH) OBP: 0.364, SLG: 0.389										1	0	0	0	0	1	2
Bobby Abreu, L (1, 9) OBP: 0.458, SLG: 0.818	26 G4-3 1-2 BB		HR		G6-3			1B 64 G4-6-3 BB		2	1	1	1	1	0	1
Chris Roberson, S (5, 9) OBP: 0.358, SLG: 0.479										0	1	0	0	1	0	0
26 Chase Utley, L (1, 4) OBP: 0.294, SLG: 0.677	G4-3 1-2 2-3		F7			K		64 G4-6-3 1-3 1B		3	0	0	0	0	1	2
Abraham Nunez, S (6, 4) OBP: 0.348, SLG: 0.368										1	0	1	0	0	0	0
6 Ryan Howard, L (1, 3) OBP: 0.420, SLG: 0.889	F9			K		1B		G4-6-3 1-2f 3-H		3	0	1	0	0	1	2
64 Shawn Garrett, S (6, 3) OBP: 0.265, SLG: 0.438										1	0	0	0	0	0	1
Alex Gonzalez, R (1, 7) OBP: 0.333, SLG: 0.489		G6-3		G5-3		L5		G6-3		3	0	0	0	0	0	1
27 Chris Coste, R (7, 2) OBP: 0.515, SLG: 0.871										1	0	0	0	0	0	0
Tomas Perez, S (1, 5) OBP: 0.160, SLG: 0.200		K		K		K			G3	4	0	0	0	0	3	1
Sal Fasano, R (1, 2) OBP: 0.333, SLG: 0.556		1B			G5-3		F7		G4-3 2B	3	0	1	0	0	0	0
60 Peter Bergeron, L (7, 7) OBP: 0.500, SLG: 0.458										1	0	1	0	0	0	0
39 Brett Myers, R (1, 1)		G6-3			G4-3		E6 G4-3		G4-3 BB	2	0	0	0	0	0	1
8 Shane Victorino, S (7, PH) OBP: 0.296, SLG: 0.432 (7, 8)										1	0	0	0	1	0	0
Inning Stats	R: 0 E: 0 K: 0 S: 4 H: 1 LOB: 2 BB: 1 P: 8	R: 0 E: 0 K: 1 S: 6 H: 1 LOB: 1 BB: 0 P: 6	R: 1 E: 0 K: 1 S: 6 H: 1 LOB: 0 BB: 0 P: 6	R: 0 E: 0 K: 2 S: 7 H: 0 LOB: 0 BB: 0 P: 7	R: 1 E: 0 K: 0 S: 5 H: 2 LOB: 1 BB: 0 P: 5	R: 0 E: 0 K: 2 S: 8 H: 1 LOB: 1 BB: 0 P: 8	R: 0 E: 1 K: 0 S: 4 H: 0 LOB: 1 BB: 0 P: 4	R: 1 E: 0 K: 0 S: 3 H: 1 LOB: 0 BB: 1 P: 7	R: 0 E: 0 K: 1 S: 6 H: 1 LOB: 2 BB: 1 P: 10	1B: 5 2B: 1 3B: 0 HR: 2 SF: 0 SAC: 0 DP: 1 HBP: 0	WP: 0 PB: 0 SB: 0 CS: 0 PA: 38					

PITCHER		IP	WLS	BF	H	R	ER	SO	BB	IBB	HBP	BLK	WP	HR	S	P	ERA	WHIP
Victor Santos, R ERA: 5.02	(1, 1)	4.2		19	4	2	2	4	1	0	0	0	0	2	26	30	3.86	1.071
74 Giovanni Carrara, R ERA: 6.0	(5, 1)	0.0		1	1	0	0	0	0	0	0	0	0	0	1	1	∞	∞
71 C.J. Nitkowski, L ERA: 4.05	(5, 1)	0.1	W	1	0	0	0	0	0	0	0	0	0	0	1	1	0.00	0.000
24 Brandon Duckworth, R ERA: 2.08	(6, 1)	4.0	S	17	3	1	1	3	2	0	0	0	0	0	21	29	2.25	1.250

PITCHER	IP	WLS	BF	H	R	ER	SO	BB	IBB	HBP	BLK	WP	HR	S	P	ERA	WHIP

TOP

Philadelphia Phillies @ Pittsburgh Pirates

McKechnie Field, Bradenton, FL

Sat Mar 25 2006, 1:05 PM EST

Att. 5,943 - Sunny - 63 F

livebaseballscorecards.com

AB	35
R	3
H	8
RBI	2
BB	3
SO	7
LOB	15

BOTTOM

Philadelphia Phillies @ Pittsburgh Pirates
McKechnie Field, Bradenton, FL
Sat Mar 25 2006, 1:05 PM EST
Att. 5,943 - Sunny - 63 F

livebaseballscorecards.com

Batter	1	2	3	4	5	6	7	8	9	AB	R	H	RBI	BB	SO	LOB
6 Chris Duffy, L (1, 8) OBP: 0.286, SLG: 0.308	CCC 0-3 ① K		CCC 0-3 ② K		x 0-0 12 1B 2B 1B		x 0-0 FC5 1B 13 SF8 1-2 2-3	x 0-0 1-3 2B 2B		5	3	2	0	0	2	2
12 Freddy Sanchez, R (1, 6) OBP: 0.359, SLG: 0.441 José Hernández, R (7, 4) OBP: 0.308, SLG: 0.351	CCC 0-2 ② K		x 0-0 1B 1B		x 0-0 2B E 1-2 1B		x 0-0 13 SF8 24 SH1-4 1-3 2-H 3-H 1B	x 0-0 2-H 3-H 2B		3 2	1 0	2 2	0 4	0 0	1 0	0 0
Sean Casey, L (1, 3) OBP: 0.455, SLG: 0.533 24 Brandon Duckworth, R (6, 1)	x 0-0 1B		x 0-0 1-3 1B		x 0-0 E7 1-H 2-H 2B		x 0-0 ① CCS SH1-4 1-2	CCS 0-3 ③ K		3 1	0 0	3 0	1 0	0 0	0 1	0 1
Jason Bay, R (1, 7) OBP: 0.423, SLG: 0.667 Jody Gerut, L (7, 9) OBP: 0.462, SLG: 0.406	CCC 0-3 ③ K		x 0-0 ③ F8		CCS 0-3 ③ K		4-0 IBB			3 0	0 0	0 0	0 0	0 1	2 0	4 0
Jeromy Burnitz, L (1, 9) OBP: 0.269, SLG: 0.615 13 Nate McLouth, L (7, 7) OBP: 0.420, SLG: 0.628		CCS 0-3 ① K		x 0-0 ① G5-3		x 0-0 ① F7	x 0-0 ② SF8 2-3 3-H			3 0	0 0	0 0	0 1	0 0	1 0	0 0
Joe Randa, R (1, 5) OBP: 0.313, SLG: 0.633 53 Mike Edwards, R (7, 5) OBP: 0.368, SLG: 0.438		x 0-0 ② G5-3		x 0-0 ② F8		x 0-0 ② F9	CCC 0-3 ③ K			3 1	0 0	0 0	0 0	0 0	0 1	0 2
19 José Bautista, R (1, 4) OBP: 0.431, SLG: 0.740 13 J.J. Furmaniak, R (7, 6) OBP: 0.333, SLG: 0.481		x 0-0 HR		x 0-0 ③ F9		CCC 0-3 ③ K		CCS 0-3 ① K		3 1	1 0	1 0	1 0	0 0	1 1	0 0
41 Ryan Doumit, S (1, 2) OBP: 0.359, SLG: 0.545		x 0-0 ③ F9			x 0-0 ① G3		x 0-0 6 E BB 1B 1B	x 0-0 ② L4		4	1	1	0	0	0	0
Victor Santos, R (1, 1) 74 Giovanni Carrara, R (5, 1) 71 C.J. Nitkowski, L (5, 1) Vic Buttler, L (5, PH) Craig Wilson, R (6, 3) OBP: 0.373, SLG: 0.452			CCS 0-3 ① K		CCS 0-3 ② K		BBBB 4-0 6 E 1-2 1B BB	BBBB 4-0 6 2B 2B BB		1 0 0 1 0	0 0 0 0 2	0 0 0 0 0	0 0 0 0 0	0 0 0 0 2	1 0 0 1 0	0 0 0 0 0
Inning Stats	R: 0 E: 0 K: 3 S: 10 H: 1 LOB: 1 BB: 0 P: 10	R: 1 E: 0 K: 1 S: 6 H: 1 LOB: 0 BB: 0 P: 6	R: 0 E: 0 K: 2 S: 9 H: 2 LOB: 2 BB: 0 P: 9	R: 0 E: 0 K: 0 S: 3 H: 0 LOB: 0 BB: 0 P: 3	R: 2 E: 1 K: 2 S: 10 H: 3 LOB: 1 BB: 0 P: 10	R: 0 E: 0 K: 1 S: 5 H: 0 LOB: 0 BB: 0 P: 5	R: 3 E: 1 K: 1 S: 8 H: 2 LOB: 2 BB: 2 P: 16	R: 2 E: 0 K: 2 S: 9 H: 2 LOB: 1 BB: 1 P: 13		1B: 7 2B: 3 3B: 0 HR: 1	SF: 1 SAC: 1 DP: 0 HBP: 0			WP: 0 PB: 0 SB: 0 CS: 0	PA: 39	

	AB	34
	R	8
	H	11
	RBI	7
	BB	3
	SO	12
	LOB	9

PITCHER		IP	WLS	BF	H	R	ER	SO	BB	IBB	HBP	BLK	WP	HR	S	P	ERA	WHIP
39 Brett Myers, R ERA: 4.08	(1, 1)	6.0	L	25	7	3	2	9	0	0	0	0	0	1	43	43	3.00	1.167
Robinson Tejeda, R ERA: 7.11	(7, 1)	1.2		13	4	5	3	2	2	1	0	0	0	0	14	26	16.20	3.600
Aquilino Lopez, R ERA: 5.79	(8, 1)	0.1		1	0	0	0	1	0	0	0	0	0	0	3	3	0.00	0.000

PITCHER	IP	WLS	BF	H	R	ER	SO	BB	IBB	HBP	BLK	WP	HR	S	P	ERA	WHIP

Pittsburgh Pirates @ Toronto Blue Jays

Knology Park, Dunedin, FL

Sun Mar 26 2006, 1:05 PM EST

Att. 4,263 - Sunny - 76 F

TOP

livebaseballscorecards.com

Batter	1	2	3	4	5	6	7	8	9	AB	R	H	RBI	BB	SO	LOB
6 Chris Duffy, L (1, 8) OBP: 0.304, SLG: 0.381	F8	BBB 4-0 2 HBP 1-2 BB		1-H HR		CCC 0-3 K		0-0 FC4 FC5 19 S 1-2f		3	1	1	2	1	1	0
13 Nate McLouth, L (6, 8) OBP: 0.412, SLG: 0.614										1	0	0	0	0	0	1
2 Jack Wilson, R (1, 6) OBP: 0.389, SLG: 0.364	G5-3	H 1-0 1-2 2-3 HBP		G5-3		19 G6-3 1B		P4		3	0	1	0	0	0	0
Taber Lee, S (7, 4)										1	0	0	0	0	0	1
Jason Bay, R (1, 7) OBP: 0.448, SLG: 0.917	HR	SSS 0-3 K			HR	G6-3 1-2		BBBB 4-0 FC5 1-2 BB		3	2	2	2	0	1	3
19 José Bautista, R (6, PH) (6, 4) (7, 6) OBP: 0.433, SLG: 0.725										1	0	0	0	1	0	1
Craig Wilson, R (1, 3) OBP: 0.382, SLG: 0.587	HR	CCC 0-3 K			HR	P3		FC5 1-2 2-3f		4	2	2	2	0	1	1
Brad Rea, R (7, 3)										1	0	0	0	0	0	2
41 Ryan Doumit, S (1, 10) OBP: 0.364, SLG: 0.595	H 1-0 HBP	0-0 L7		G5-3			HR	0-0 L9		4	1	1	1	0	0	0
Jose Castillo, R (1, 4) OBP: 0.463, SLG: 0.639	L8	CCC 0-3 K			E5 53 S 2B		F8	2B		3	1	0	0	0	1	1
Adam Boeve, R (6, 7) OBP: 0.667, SLG: 0.800										2	0	1	0	0	0	0
53 Mike Edwards, R (1, 5) OBP: 0.349, SLG: 0.405		0-0 2 HBP 6 S 1B		P4	K 1-2		G5-3	G6-3		5	0	1	0	0	1	2
Jody Gerut, L (1, 9) OBP: 0.432, SLG: 0.405		CCC 0-3 K		L9	11 WP 2-H 2B		F8	F9		5	0	1	1	0	1	2
11 Humberto Cota, R (1, 2) OBP: 0.314, SLG: 0.310		0-0 F8		6 HR 1B	BCCC 1-3 K 2-3			0-0 13 FC4 1B		4	1	2	0	0	1	2

	AB	40
	R	8
	H	12
	RBI	8
	BB	2
	SO	7
	LOB	16

Inning Stats																		
	R: 2	H: 2	R: 0	H: 1	R: 0	H: 0	R: 2	H: 2	R: 3	H: 3	R: 0	H: 1	R: 1	H: 1	R: 0	H: 1	R: 0	H: 1
	E: 0	LOB: 1	E: 0	LOB: 3	E: 0	LOB: 0	E: 0	LOB: 0	E: 1	LOB: 1	E: 0	LOB: 1	E: 0	LOB: 0	E: 0	LOB: 2	E: 0	LOB: 1
	K: 0	BB: 0	K: 2	BB: 1	K: 2	BB: 0	K: 0	BB: 0	K: 2	BB: 0	K: 1	BB: 0	K: 0	BB: 0	K: 0	BB: 1	K: 0	BB: 0
	S: 5	P: 6	S: 8	P: 13	S: 7	P: 7	S: 5	P: 5	S: 11	P: 12	S: 6	P: 6	S: 4	P: 4	S: 4	P: 8	S: 4	P: 4

	1B: 4	SF: 0	WP: 1	PA: 44
	2B: 2	SAC: 0	PB: 0	
	3B: 0	DP: 0	SB: 3	
	HR: 6	HBP: 2	CS: 0	

PITCHER		IP	WLS	BF	H	R	ER	SO	BB	IBB	HBP	BLK	WP	HR	S	P	ERA	WHIP
Ted Lilly, L ERA: 5.21	(1, 1)	5.0	W	27	8	7	6	6	1	0	2	0	1	5	36	43	10.80	1.800
Justin Speier, R ERA: 2.08	(6, 1)	1.0	H	4	1	0	0	1	0	0	0	0	0	0	6	6	0.00	1.000
Scott Schoeneweis, L ERA: 9.0	(7, 1)	1.0	H	4	1	1	1	0	0	0	0	0	0	1	4	4	9.00	1.000
52 B.J. Ryan, L ERA: 2.25	(8, 1)	1.0	H	5	1	0	0	0	1	0	0	0	0	0	4	8	0.00	2.000
71 James Baldwin, R ERA: 6.0	(9, 1)	1.0	S	4	1	0	0	0	0	0	0	0	0	0	4	4	0.00	1.000

PITCHER		IP	WLS	BF	H	R	ER	SO	BB	IBB	HBP	BLK	WP	HR	S	P	ERA	WHIP

BOTTOM

Pittsburgh Pirates @ Toronto Blue Jays

Knology Park, Dunedin, FL

Sun Mar 26 2006, 1:05 PM EST

Att. 4,263 - Sunny - 76 F

livebaseballscorecards.com

Batter	1	2	3	4	5	6	7	8	9	AB	R	H	RBI	BB	SO	LOB
3 Reed Johnson, R (1, 7) OBP: 0.375, SLG: 0.409 Frank Catalanotto, L (5, 7) OBP: 0.250, SLG: 0.188	F9	15 1B; 10 1B; 1B		15 2B; 2B	G1; 1-2		BB; 1-2 2-3			3 2 2 0 0 0 0 1 0 0 0 1 0 1						
15 Alex Rios, R (1, 9) OBP: 0.391, SLG: 0.591 Eric Hinske, L (5, 9) OBP: 0.419, SLG: 0.865	10 2B; E; 1B	10 1B; 17 SF7; 1-3; 1B		10 2B; 2-H; 2B		HR	G1-3			3 3 3 1 0 0 0 2 1 1 1 0 0 3						
10 Vernon Wells, R (1, 8) OBP: 0.500, SLG: 0.905 68 Wayne Lydon, S (7, 8) OBP: 0.500, SLG: 0.514	E; FC5-4; 1-3; 2B	S; 1-3; 3-H; 1B		17 1B; 2-H; 2B		G4-3		G3-1		4 2 3 2 0 0 0 1 0 0 0 0 0 0						
17 Lyle Overbay, L (1, 3) OBP: 0.250, SLG: 0.227 43 Kevin Barker, L (7, 3) OBP: 0.283, SLG: 0.420	FC5-4; 2 2B; E; BB	SF7; 3-H		G6-4-3; 2-H; 1B		F8		G6-3		2 1 1 2 1 0 0 1 0 0 0 0 0 0						
Shea Hillenbrand, R (1, 5) OBP: 0.302, SLG: 0.548 27 Brad Hassey, R (7, 5) OBP: 0.200, SLG: 0.111	E4; FC5-4; 1-2 2-3 3-H	G6-3; 1-2		G6-4-3; 1-2f		K		G6-3		4 0 0 1 0 1 4 1 0 0 0 0 0 0						
Bengie Molina, R (1, 2) OBP: 0.261, SLG: 0.289 51 Mike Mahoney, R (9, 2) OBP: 0.500, SLG: 1.000	FC5-4; 2 2B; 1-2f 2-3 3-H		F9; G6-3				G6-3			4 0 0 1 0 0 2 0 0 0 0 0 0 0						
2 Aaron Hill, R (1, 4) OBP: 0.422, SLG: 0.487 Juan Peralta, S (7, PR) (8, 4) OBP: 0.500, SLG: 0.500	1-3; 3-H; 2B	E; 1B			F8		BB; 46 1B; BB			3 0 2 1 1 0 0 0 0 0 0 0 0 0						
Guillermo Quiroz, R (1, 10) OBP: 0.167, SLG: 0.250	G5-3	P4; 1-3			G5-3		K			4 0 0 0 0 1 4						
8 Russ Adams, L (1, 6) OBP: 0.302, SLG: 0.490 46 Luis Figueroa, S (7, PH) (8, 6) OBP: 0.364, SLG: 0.436		P4	G3		S; 1B		BB; 1-2; 1B			3 0 1 0 0 0 1 1 0 1 0 0 0 0						
Inning Stats	R: 3 E: 1 K: 0 S: 7 H: 3 LOB: 2 BB: 1 P: 11	R: 2 E: 0 K: 0 S: 6 H: 3 LOB: 1 BB: 0 P: 7	R: 0 E: 0 K: 0 S: 4 H: 1 LOB: 1 BB: 0 P: 5	R: 3 E: 0 K: 0 S: 6 H: 4 LOB: 0 BB: 0 P: 6	R: 0 E: 0 K: 0 S: 4 H: 1 LOB: 1 BB: 0 P: 5	R: 1 E: 0 K: 1 S: 6 H: 1 LOB: 0 BB: 0 P: 6	R: 0 E: 0 K: 1 S: 6 H: 1 LOB: 3 BB: 2 P: 14	R: 0 E: 0 K: 0 S: 3 H: 0 LOB: 0 BB: 0 P: 3		1B: 8 2B: 5 3B: 0 HR: 1 SF: 1 SAC: 0 DP: 1 HBP: 0						

	AB	37
	R	9
	H	14
	RBI	9
	BB	3
	SO	2
	LOB	15

WP: 0 PB: 0 SB: 2 CS: 0 PA: 41

PITCHER		IP	WLS	BF	H	R	ER	SO	BB	IBB	HBP	BLK	WP	HR	S	P	ERA	WHIP
57 Zach Duke, L ERA: 7.29	(1, 1)	4.0	L	24	11	8	6	0	1	0	0	0	0	0	23	29	13.50	3.000
16 Salomon Torres, R ERA:	(5, 1)	1.0		4	1	0	0	0	0	0	0	0	0	0	4	5	0.00	1.000
74 Giovanni Carrara, R ERA: 6.75	(6, 1)	1.0		4	1	1	1	1	0	0	0	0	0	1	6	6	9.00	1.000
Michael Gonzalez, L ERA: 2.25	(7, 1)	1.0		6	1	0	0	1	2	0	0	0	0	0	6	14	0.00	3.000
68 Scott Strickland, R ERA: 5.06	(8, 1)	1.0		3	0	0	0	0	0	0	0	0	0	0	3	3	0.00	0.000

PITCHER	IP	WLS	BF	H	R	ER	SO	BB	IBB	HBP	BLK	WP	HR	S	P	ERA	WHIP

Batter	1	2	3	4	5	6	7	8	9	AB	R	H	RBI	BB	SO	LOB
6 Chris Duffy, L (1, 8) OBP: 0.314, SLG: 0.383	G5-3	K		K			12 G5-3 2-3 1B		12 G5-4-3 1B	5	0	2	0	0	2	4
12 Freddy Sanchez, R (1, 4) (7, 6) OBP: 0.318, SLG: 0.385	F8		F9		F9		G5-3 1-2 3-H		G5-4-3 1-2f	5	0	0	1	0	0	2
Sean Casey, L (1, 3) OBP: 0.417, SLG: 0.485	G5-3		F9		G3-1		K			3	0	0	0	0	0	0
19 José Bautista, R (6, 5) OBP: 0.426, SLG: 0.712										1	0	0	0	0	1	1
Craig Wilson, R (1, 7) (6, 3) OBP: 0.373, SLG: 0.620		K	HR		F9			K		4	1	1	1	0	2	0
Joe Randa, R (1, 5) OBP: 0.314, SLG: 0.594		HR BB	P3			K		22 E 26 WP 1B		2	1	0	0	1	1	0
53 Mike Edwards, R (6, 7) OBP: 0.364, SLG: 0.421										1	0	1	0	0	0	0
Jeromy Burnitz, L (1, 9) OBP: 0.241, SLG: 0.552		F7		G3		F7		G5-3 22 E 1-3 1B		3	0	0	0	0	0	1
71 C.J. Nitkowski, L (6, 1)										0	0	0	0	0	0	0
16 Salomon Torres, R (6, 1)										0	0	0	0	0	0	0
26 Ronny Paulino, R (7, 2) OBP: 0.500, SLG: 0.500										1	0	1	0	0	0	0
José Hernández, R (1, 6) OBP: 0.333, SLG: 0.436		1-H HR		41 1B BB		G1-3		FC5 1-2 3-3		2	1	1	2	1	0	0
22 Ryan Vogelsong, R (7, 1)										0	0	0	0	0	0	0
22 Matt Meath, S (8, PH)										1	0	0	0	0	0	2
56 Britt Reames, R (8, 1)										0	0	0	0	0	0	0
41 Ryan Doumit, S (1, 2) OBP: 0.404, SLG: 0.650		45 1B 1B		1-2 1B			6 1B 12 G5-3 2B	G5-3 2-3f		3	1	3	0	0	0	0
Nick Theodorou, S (7, 4)										1	0	0	0	0	0	3
45 Ian Snell, R (1, 1) OBP: 0.600, SLG: 0.500		1-3 1B		K			F7		G6-3	2	0	1	0	0	1	2
13 Nate McLouth, L (6, 9) OBP: 0.396, SLG: 0.587										2	0	0	0	0	0	1

TOP

Pittsburgh Pirates @ Cincinnati Reds

Ed Smith Stadium, Sarasota, FL

Mon Mar 27 2006, 7:05 PM EST

Att. 6,511 - Clear - 68 F

livebaseballscorecards.com

AB	36
R	4
H	10
RBI	4
BB	2
SO	7
LOB	16

Inning Stats	1	2	3	4	5	6	7	8	9
	R: 0 E: 0 K: 0 S: 3	R: 2 E: 0 K: 2 S: 10	R: 1 E: 0 K: 0 S: 4	R: 0 E: 0 K: 2 S: 8	R: 0 E: 0 K: 3 S: 3	R: 0 E: 0 K: 1 S: 5	R: 1 E: 0 K: 1 S: 7	R: 0 E: 1 K: 1 S: 7	R: 0 E: 0 K: 0 S: 3
	H: 0 LOB: 0 BB: 0 P: 3	H: 3 LOB: 2 BB: 1 P: 14	H: 1 LOB: 0 BB: 0 P: 4	H: 1 LOB: 2 BB: 1 P: 12	H: 0 LOB: 0 BB: 0 P: 3	H: 0 LOB: 0 BB: 0 P: 5	H: 2 LOB: 1 BB: 0 P: 7	H: 2 LOB: 2 BB: 0 P: 8	H: 1 LOB: 0 BB: 0 P: 3

1B: 7 SF: 0
2B: 1 SAC: 0
3B: 0 DP: 2
HR: 2 HBP: 0

WP: 1 PA: 38
PB: 0
SB: 0
CS: 0

PITCHER		IP	WLS	BF	H	R	ER	SO	BB	IBB	HBP	BLK	WP	HR	S	P	ERA	WHIP
22 Eric Milton, L ERA: 6.75	(1, 1)	5.0		22	5	3	3	4	2	0	0	0	0	2	28	36	5.40	1.400
Mike Burns, R ERA: 1.98	(6, 1)	2.0	B	8	2	1	1	2	0	0	0	0	0	0	12	12	4.50	1.000
Chris Hammond, L ERA: 1.64	(8, 1)	1.0	W	5	2	0	0	1	0	0	0	0	1	0	7	8	0.00	2.000
Kent Mercker, L ERA: 2.57	(9, 1)	1.0	S	3	1	0	0	0	0	0	0	0	0	0	3	3	0.00	1.000

PITCHER	IP	WLS	BF	H	R	ER	SO	BB	IBB	HBP	BLK	WP	HR	S	P	ERA	WHIP

Batter	1	2	3	4	5	6	7	8	9	AB	R	H	RBI	BB	SO	LOB
Felipe Lopez, S (1, 6) OBP: 0.279, SLG: 0.288	S S S 0-3 K ①	S S S 0-3 K ③			B B B B 4-0 S 2B BB		X 0-0 P6 ②			3	1	0	0	1	2	2
Rich Aurilia, R (1, 4) OBP: 0.255, SLG: 0.362	X 0-0 P6 ②		B B B B 4-0 HR BB		X 0-0 P6 ①		X 0-0 L9 ③			3	1	0	0	1	0	1
Ken Griffey Jr., L (1, 8) OBP: 0.467, SLG: 1.000	X 0-0 2B		X 0-0 1-H HR		X 0-0 F9 ②			X 0-0 WP 9 PB 2B		4	2	3	2	0	0	1
Adam Dunn, L (1, 7) OBP: 0.373, SLG: 0.674 6 Ryan Freel, R (8, PR) (9, 7) OBP: 0.250, SLG: 0.214	X 0-0 F7 ③		X 0-0 L8 ①		B X 1-0 1-H 2B			S S S 0-3 K 9 PB 9 S 26 1B 2-3		4	0	1	1	0	1	2
										0	1	0	0	0	0	0
12 Edwin Encarnación, R (1, 5) OBP: 0.469, SLG: 0.914 Mike Burns, R (6, 1) Chris Hammond, L (8, 1) 9 Jacob Cruz, L (8, PH) OBP: 0.385, SLG: 0.276 Kent Mercker, L (9, 1)		X 0-0 1B SF8 2B	X 0-0 G5-3 ②		X 0-0 P6 ③			B B B S S S 3-3 K 1-3 3-H ①		3	1	1	0	0	0	1
										0	0	0	0	0	0	0
										0	0	0	0	0	0	0
										1	0	0	0	0	1	1
										0	0	0	0	0	0	0
Scott Hatteberg, L (1, 3) OBP: 0.392, SLG: 0.432		X 0-0 22 E 2-3 1B	X 0-0 L8 ③			X 0-0 F7 ①		I I I I 4-0 BB 26 1B IBB		3	1	1	0	1	0	0
Austin Kearns, R (1, 9) OBP: 0.400, SLG: 0.444		S S S 0-3 K ①		X 0-0 G6-3 ①		S S S 0-3 K ②		B B B B 4-0 26 1B 1-2 BB		3	0	0	0	1	2	2
Javier Valentin, S (1, 2) OBP: 0.455, SLG: 0.526 26 David Ross, R (6, 2) OBP: 0.576, SLG: 0.885		X 0-0 SF8 ② 3-H		C C C 0-3 K ②		S S S 0-3 K ③		X 0-0 16 G6-4-3 1-2 2-H 3-H 1B		1	0	0	1	0	1	0
										2	0	1	2	0	1	0
22 Eric Milton, L (1, 1) 16 Frank Menechino, R (6, 5) OBP: 0.200, SLG: 0.111		X 0-0 E7 1-3		X 0-0 G6-3 ③			X 0-0 G1-3 ①	X 0-0 G6-4-3 1-2f ② ③		2	0	0	0	0	0	1
										2	0	0	0	0	0	2
Inning Stats	R: 0 H: 1 E: 0 LOB: 1 K: 1 BB: 0 S: 6 P: 6	R: 1 H: 2 E: 1 LOB: 2 K: 2 BB: 0 S: 10 P: 10	R: 2 H: 1 E: 0 LOB: 0 K: 0 BB: 1 S: 4 P: 8	R: 0 H: 0 E: 0 LOB: 0 K: 1 BB: 0 S: 5 P: 5	R: 1 H: 1 E: 0 LOB: 1 K: 0 BB: 1 S: 4 P: 9	R: 0 H: 0 E: 0 LOB: 0 K: 2 BB: 0 S: 7 P: 7	R: 0 H: 0 E: 0 LOB: 0 K: 0 BB: 0 S: 3 P: 3	R: 3 H: 2 E: 0 LOB: 2 K: 2 BB: 2 S: 9 P: 20		1B: 2 SF: 1 2B: 4 SAC: 0 3B: 0 DP: 1 HR: 1 HBP: 0						WP: 1 PA: 36 PB: 1 SB: 2 CS: 0

BOTTOM

Pittsburgh Pirates @ Cincinnati Reds

Ed Smith Stadium, Sarasota, FL

Mon Mar 27 2006, 7:05 PM EST

Att. 6,511 - Clear - 68 F

livebaseballscorecards.com

AB	31
R	7
H	7
RBI	6
BB	4
SO	8
LOB	13

PITCHER		IP	WLS	BF	H	R	ER	SO	BB	IBB	HBP	BLK	WP	HR	S	P	ERA	WHIP
45 Ian Snell, R ERA: 4.03	(1, 1)	5.0		23	5	4	4	4	2	0	0	0	0	1	29	38	7.20	1.400
71 C.J. Nitkowski, L ERA: 3.86	(6, 1)	0.1		1	0	0	0	0	0	0	0	0	0	0	1	1	0.00	0.000
16 Salomon Torres, R ERA:	(6, 1)	0.2		2	0	0	0	2	0	0	0	0	0	0	6	6	0.00	0.000
22 Ryan Vogelsong, R ERA: 7.31	(7, 1)	1.0		3	0	0	0	0	0	0	0	0	0	0	3	3	0.00	0.000
56 Britt Reames, R ERA: 5.0	(8, 1)	1.0	L	7	2	3	3	2	1	1	0	0	1	0	9	20	27.00	3.000

PITCHER	IP	WLS	BF	H	R	ER	SO	BB	IBB	HBP	BLK	WP	HR	S	P	ERA	WHIP

Batter	1	2	3	4	5	6	7	8	9	AB	R	H	RBI	BB	SO	LOB
Julio Lugo, R (1, 6) OBP: 0.351, SLG: 0.392	B X 1-0 F9 ①		X 0-0 G6-3 ③			B B B B 4-0 13 2B 1-2 BB	X 0-0 2B		X 0-0 F9 ②	4	1	1	0	1	0	1
13 Carl Crawford, L (1, 7) OBP: 0.291, SLG: 0.547 Dan Micell, R (6, 1) Russell Branyan, L (7, PH) OBP: 0.323, SLG: 0.464 Travis Harper, L (7, 1) Jason Childers, R (8, 1) Nick Green, R (9, PH) OBP: 0.298, SLG: 0.386	X 0-0 L7 ②			X 0-0 B1-3 ①		X 0-0 S S S 3 HR 1-H 2-H 2B	0-3 K ③		B B B B 4-0 BB	3 0 1 0 0 0	1 0 0 0 0 0	1 0 0 0 0 0	2 0 0 0 0 1	0 0 1 0 0 0	0 0 1 0 0 1	0 0 1 0 0 0
3 Jorge Cantu, R (1, 4) OBP: 0.276, SLG: 0.517 Patrick Cottrell, R (8, 4)	X 0-0 F9 ③			S S S 0-3 K ②		X 0-0 2-H HR		S S S 0-3 K ①	S S S 0-3 K ③	4 1	1 0	1 0	2 0	0 0	2 1	0 1
Aubrey Huff, L (1, 5) OBP: 0.451, SLG: 0.591		X 0-0 G4-3 ①		B B B 4-0 BB		X 0-0 F7 ①		X 0-0 8 BB 31 1B 1B		3	0	1	0	1	0	0
31 Jonny Gomes, R (1, 9) OBP: 0.431, SLG: 0.635		X 0-0 L5 ②		S S S 0-3 K ③		B B B B 4-0 G4-6-3 BB		X 0-0 8 BB 1-2 1B		3	0	1	0	1	1	1
Travis Lee, L (1, 3) OBP: 0.276, SLG: 0.526		C C C 0-3 K ③			X 0-0 F9 ①	X 0-0 ② ③ G4-6-3 1-2f		B S C C 1-3 K ②		4	0	0	0	0	2	3
8 Josh Paul, R (1, 2) OBP: 0.421, SLG: 0.563			X 0-0 G5-3 ①		S S S 0-3 K ②		X 0-0 14 WP 14 SF7 2B	B B B B 4-0 FC6-4 1-2 2-3 BB		3	1	1	0	1	1	0
Damon Hollins, R (1, 8) OBP: 0.328, SLG: 0.321 20 Shaun Cumberland, L (8, 8) OBP: 0.333, SLG: 0.667			X 0-0 F7 ②		S S S 0-3 K ③		S S S 0-3 K ①	X 0-0 FC6-4 ③ 1-2f		4 0	0 0	0 0	0 0	0 0	2 0	4 0
19 Scott Kazmir, L (1, 1) OBP: 1.000, SLG: 1.000 75 Tony Peguero, R (5, 1) 14 Greg Norton, S (6, PH) OBP: 0.449, SLG: 0.615 (6, 7)			X 0-0 1B			B B B B 4-0 BB 13 2B BB	B X 1-0 SF7 ② 2-H		X 0-0 G1-3 ①	1 0 1	0 0 1	1 0 0	0 0 1	0 0 1	0 0 0	0 0 0
Inning Stats	R: 0 E: 0 K: 0 S: 3 H: 0 LOB: 0 BB: 0 P: 4	R: 0 E: 0 K: 1 S: 5 H: 0 LOB: 0 BB: 0 P: 5	R: 0 E: 0 K: 0 S: 4 H: 1 LOB: 1 BB: 0 P: 4	R: 0 E: 0 K: 2 S: 7 H: 0 LOB: 1 BB: 1 P: 11	R: 0 E: 0 K: 2 S: 7 H: 0 LOB: 0 BB: 0 P: 7	R: 4 E: 0 K: 0 S: 4 H: 2 LOB: 0 BB: 3 P: 16	R: 1 E: 0 K: 2 S: 9 H: 2 LOB: 1 BB: 0 P: 10	R: 0 E: 0 K: 2 S: 9 H: 2 LOB: 3 BB: 1 P: 14	R: 0 E: 0 K: 1 S: 5 H: 0 LOB: 1 BB: 1 P: 9	1B: 3 2B: 3 3B: 0 HR: 1 SF: 1 SAC: 0 DP: 1 HBP: 0						

TOP

Tampa Bay Devil Rays @ Pittsburgh Pirates

McKechnie Field, Bradenton, FL

Tue Mar 28 2006, 1:05 PM EST

Att. 4,036 - Sunny - 73 F

livebaseballscorecards.com

AB	32
R	5
H	7
RBI	5
BB	6
SO	10
LOB	11

WP: 1 PB: 0 SB: 0 CS: 0 PA: 39

PITCHER		IP	WLS	BF	H	R	ER	SO	BB	IBB	HBP	BLK	WP	HR	S	P	ERA	WHIP
28 Paul Maholm, L ERA: 7.83	(1, 1)	5.0	W	20	2	3	3	5	3	0	0	0	0	0	27	40	5.40	1.000
22 Ryan Vogelsong, R ERA: 7.71	(6, 1)	0.1		3	1	1	1	0	1	0	0	0	0	1	2	6	27.00	6.000
71 C.J. Nitkowski, L ERA: 3.52	(6, 1)	0.2	H	1	0	0	0	0	0	0	0	0	0	0	1	1	0.00	0.000
68 Scott Strickland, R ERA: 4.97	(7, 1)	2.0	H	11	4	1	1	4	1	0	0	0	1	0	18	24	4.50	2.500
Michael Gonzalez, L ERA: 2.0	(9, 1)	1.0	S	4	0	0	0	1	1	0	0	0	0	0	5	9	0.00	1.000

PITCHER	IP	WLS	BF	H	R	ER	SO	BB	IBB	HBP	BLK	WP	HR	S	P	ERA	WHIP

Tampa Bay Devil Rays @ Pittsburgh Pirates

McKechnie Field, Bradenton, FL

Tue Mar 28 2006, 1:05 PM EST

Att. 4,036 - Sunny - 73 F

livebaseballscorecards.com

BOTTOM

Batter	1	2	3	4	5	6	7	8	9	AB	R	H	RBI	BB	SO	LOB
13 Nate McLouth, L (1, 8) OBP: 0.404, SLG: 0.580 6 Chris Duffy, L (7, 8) OBP: 0.308, SLG: 0.375	0-0: 12 SH1-3, 2 1B, 1B; 1B	0-3: K		0-0: E5, 2 G3, 12 1B	0-0: 1-2 2-3; 1B		0-0: G4-3			4 1	2 0	2 0	0 0	0 0	1 0	1 0
2 Jack Wilson, R (1, 6) OBP: 0.400, SLG: 0.371 José Hernández, R (6, 9) OBP: 0.326, SLG: 0.425 (7, 4)	0-0: 1B, 12 SH1-3; 1-2; 1B		4-0: 2B; 2B; BB	0-0: G3; 2-3	0-0: SF7; 3-H			0-3: K		2 1	1 0	1 0	1 0	1 0	0 1	1 0
12 Freddy Sanchez, R (1, 5) OBP: 0.319, SLG: 0.381 Jody Gerut, L (7, 9) OBP: 0.444, SLG: 0.421	0-0: SH1-3; 1-2 2-3		0-0: L9	0-0: CS; 3-H; 1B	0-0: F8			0-0; 1B		3 1	0 0	1 1	1 0	0 0	0 0	3 0
Jason Bay, R (1, 7) OBP: 0.515, SLG: 0.964 53 Mike Edwards, R (7, 5) OBP: 0.356, SLG: 0.410	0-0; 2-3 3-H; 1B		0-0: 1-3; 2B; 2B	1-0: S; 1-2; E; 1B		0-0: L5-3; 1B		0-3: K		4 1	2 0	4 0	1 0	0 0	0 1	0 1
Craig Wilson, R (1, 3) OBP: 0.381, SLG: 0.630 51 Simon Pond, L (7, 7)	0-3: K		0-0: 1-9 1B; 2-H 3-H; 2B	1-0: E6; 1-H; 1B		0-0: L5-3; 1-1		0-0: F7		4 1	1 0	2 0	2 0	0 0	1 0	3 1
19 José Bautista, R (1, 9) OBP: 0.431, SLG: 0.691 (6, 6) Brian Bixler, R (9, 6) OBP: 1.000, SLG: 1.000	0-0: F8		0-0: 11 WP, 1B; 2-3; 1B	0-3: K		4-0; BB				3 0	0 0	1 0	0 0	1 0	1 0	3 0
Jose Castillo, R (1, 4) OBP: 0.467, SLG: 0.625 68 Scott Strickland, R (7, 1) Michael Gonzalez, R (9, 1)		0-0; 1B	0-0: 11 WP; 1-2 3-H; 1B		0-0: F7		0-3: K			4 0 0	0 0 0	2 0 0	1 0 0	0 0 0	1 0 0	1 0 0
11 Humberto Cota, R (1, 2) OBP: 0.289, SLG: 0.281 Michael Carlin, R (7, 3)		0-0: L6	1-3: K; 1-2 2-3		0-0: E6, 13 1B, 28 BB, 2 SF7		0-0: G6-3			3 1	1 0	0 0	0 0	0 0	1 0	3 0
28 Paul Maholm, L (1, 1) 22 Ryan Vogelsong, R (6, 1) 71 C.J. Nitkowski, L (6, 1) 26 Ronny Paulino, R (7, 2) OBP: 0.462, SLG: 0.455		0-3: K	0-3: K		4-0: 13 1B; 1-2; BB		0-3: K			2 0 0 1	0 0 0 0	0 0 0 0	0 0 0 0	1 0 0 0	2 0 0 1	3 0 0 0
Inning Stats	R: 1 E: 0 K: 1 S: 8 H: 3 LOB: 2 BB: 0 P: 8	R: 0 E: 0 K: 2 S: 8 H: 1 LOB: 1 BB: 0 P: 8	R: 3 E: 0 K: 2 S: 11 H: 4 LOB: 2 BB: 1 P: 16	R: 2 E: 2 K: 1 S: 8 H: 3 LOB: 1 BB: 0 P: 10	R: 1 E: 1 K: 0 S: 5 H: 1 LOB: 2 BB: 1 P: 9	R: 0 E: 0 K: 1 S: 5 H: 1 LOB: 1 BB: 1 P: 9	R: 0 E: 0 K: 1 S: 5 H: 0 LOB: 0 BB: 0 P: 5	R: 0 E: 0 K: 2 S: 8 H: 1 LOB: 1 BB: 0 P: 8		1B: 12 2B: 3 3B: 0 HR: 0	SF: 1 SAC: 1 DP: 1 HBP: 0			WP: 1 PB: 0 SB: 1 CS: 1	PA: 41		

	AB	36
	R	7
	H	14
	RBI	6
	BB	3
	SO	10
	LOB	20

PITCHER		IP	WLS	BF	H	R	ER	SO	BB	IBB	HBP	BLK	WP	HR	S	P	ERA	WHIP
19 Scott Kazmir, L ERA: 9.24	(1, 1)	4.1	L	27	11	7	4	6	2	0	0	0	1	0	37	48	8.31	3.000
75 Tony Peguero, R ERA:	(5, 1)	0.2		3	1	0	0	0	0	0	0	0	0	0	3	3	0.00	1.500
Dan Miceli, R ERA: 2.57	(6, 1)	1.0		4	1	0	0	1	1	0	0	0	0	0	5	9	0.00	2.000
Travis Harper, R ERA: 4.5	(7, 1)	1.0		3	0	0	0	1	0	0	0	0	0	0	5	5	0.00	0.000
Jason Childers, R ERA:	(8, 1)	1.0		4	1	0	0	2	0	0	0	0	0	0	8	8	0.00	1.000

PITCHER	IP	WLS	BF	H	R	ER	SO	BB	IBB	HBP	BLK	WP	HR	S	P	ERA	WHIP

Batter	1	2	3	4	5	6	7	8	9	AB	R	H	RBI	BB	SO	LOB
6 Chris Duffy, L (1, 8) OBP: 0.281, SLG: 0.340	C C C 0-3 ① K	X 0-0 ③ G6-3		S X 0-1 ② G3 1-3 3-H			S S S 0-3 ① K		S S S 0-3 ① K	5	0	0	1	0	3	3
2 Jack Wilson, R (1, 6) OBP: 0.378, SLG: 0.350	S S S 0-3 ② K		X 0-0 E6	X 0-0 ③ F7			X 0-0 BB 1B		X 0-0 ② F8	5	0	1	0	0	1	1
Sean Casey, L (1, 3) OBP: 0.410, SLG: 0.500 Craig Wilson, R (7, PH) OBP: 0.369, SLG: 0.607 (7, 3)	X 0-0 2B		X 0-0 ① P5		X 0-0 ① G3-1		S S S 0-3 ② K		S S S 0-3 ③ K	3 2	0 0	1 0	0 0	0 0	0 2	1 1
Jason Bay, R (1, 7) OBP: 0.514, SLG: 0.900 Brad Correll, R (7, 7)	B B B B 4-0 BB		X 0-0 ② P3		X 0-0 ② F7		B B B B 4-0 1-2 BB			2 0	0 0	0 0	0 0	2 0	0 0	1 0
Jeromy Burnitz, L (1, 9) OBP: 0.250, SLG: 0.531 13 Nate McLouth, L (6, 9) OBP: 0.397, SLG: 0.569	X 0-0 ③ G3		X 0-0 ③ F7		X 0-0 1B		X 0-0 ③ G3			3 1	0 0	1 0	0 0	0 0	0 0	3 2
Joe Randa, R (1, 5) OBP: 0.342, SLG: 0.600 José Hernández, R (6, 5) OBP: 0.341, SLG: 0.439		X 0-0 F9 1B 1B		X 0-0 1B 1B 1B	X 0-0 ③ F7			X 0-0 41 F9-6 1B 1B		3 1	1 0	2 1	0 0	0 0	0 0	1 0
Jody Gerut, L (1, 10) OBP: 0.449, SLG: 0.429		X 0-0 1-2 1B		X 0-0 1B 6 G3 1-2 1B		X 0-0 ① F7		C C C 0-3 ① K		4	1	2	0	0	1	1
Jose Castillo, R (1, 4) OBP: 0.469, SLG: 0.614		X 0-0 ① F9 2-3		X 0-0 6 6 G3 S 1-3 2-H 1B		X 0-0 ② F9		X 0-0 1-2 1B		4	0	2	1	0	0	2
11 Humberto Cota, R (1, 2) OBP: 0.268, SLG: 0.257 41 Ryan Doumit, S (7, 2) OBP: 0.396, SLG: 0.634		X 0-0 ② P5		X 0-0 ① F7		X 0-0 ③ G5-3		X 0-0 ② ③ F9-6 2-3		3 1	0 0	0 0	0 0	0 0	0 0	4 2
Inning Stats	R: 0 H: 1 E: 0 LOB: 2 K: 2 BB: 1 S: 8 P: 12	R: 0 H: 2 E: 0 LOB: 2 K: 0 BB: 0 S: 5 P: 5	R: 0 H: 0 E: 1 LOB: 1 K: 0 BB: 0 S: 4 P: 4	R: 2 H: 3 E: 0 LOB: 1 K: 0 BB: 0 S: 7 P: 7	R: 0 H: 1 E: 0 LOB: 1 K: 0 BB: 0 S: 4 P: 4	R: 0 H: 0 E: 0 LOB: 0 K: 0 BB: 0 S: 3 P: 3	R: 0 H: 1 E: 0 LOB: 2 K: 2 BB: 1 S: 8 P: 12	R: 0 H: 2 E: 0 LOB: 1 K: 1 BB: 0 S: 6 P: 6	R: 0 H: 0 E: 0 LOB: 0 K: 2 BB: 0 S: 7 P: 7	1B: 9 2B: 2 3B: 0 HR: 0	SF: 0 SAC: 0 DP: 1 HBP: 0			WP: 0 PB: 0 SB: 1 CS: 0	PA: 39		

PITCHER		IP	WLS	BF	H	R	ER	SO	BB	IBB	HBP	BLK	WP	HR	S	P	ERA	WHIP
38 Curt Schilling, R ERA: 6.75	(1, 1)	4.0		20	6	2	2	2	1	0	0	0	0	0	24	28	4.50	1.750
Keith Foulke, R ERA:	(5, 1)	1.0		4	1	0	0	0	0	0	0	0	0	0	4	4	0.00	1.000
Rudy Seanez, R ERA: 6.55	(6, 1)	1.0		3	0	0	0	0	0	0	0	0	0	0	3	3	0.00	0.000
Mike Holtz, L ERA: 3.27	(7, 1)	1.1	W	8	3	0	0	3	1	0	0	0	0	0	13	17	0.00	3.000
Victor Ramos, R ERA:	(8, 1)	1.2	S	4	0	0	0	2	0	0	0	0	0	0	8	8	0.00	0.000

PITCHER	IP	WLS	BF	H	R	ER	SO	BB	IBB	HBP	BLK	WP	HR	S	P	ERA	WHIP

TOP

Pittsburgh Pirates @ Boston Red Sox

City of Palms Park, Ft. Myers, FL

Wed Mar 29 2006, 1:05 PM EST

Att. 7,562 - Sunny - 74 F

livebaseballscorecards.com

AB	37
R	2
H	10
RBI	2
BB	2
SO	7
LOB	22

Batter	1	2	3	4	5	6	7	8	9	AB	R	H	RBI	BB	SO	LOB
Trot Nixon, L (1, 9) OBP: 0.333, SLG: 0.417 33 Mickey Hall, L (7, PR) (8, 9)	G3	F8			P5		1B 1-3 2-H 3-H			4	0	1	2	0	0	2
										0	0	0	0	0	0	0
Mark Loretta, R (1, 4) OBP: 0.426, SLG: 0.556 59 Trent Durrington, R (7, 4) OBP: 0.207, SLG: 0.192 (8, 5)	K	B2-3				G6-3	G3			3	0	0	0	0	1	0
										1	0	0	0	0	0	2
34 David Ortiz, L (1, 10) OBP: 0.478, SLG: 0.650 Dustin Mohr, R (8, PH) OBP: 0.439, SLG: 0.667 (9, 10)	2B	F8				K		G6-3 BB 1B		3	0	1	0	0	1	0
										1	0	1	0	0	0	0
Manny Ramirez, R (1, 7) OBP: 0.408, SLG: 0.610 Jeff Corsaletti, L (7, 7)	P2	F8				K	K	K		3	0	0	0	0	1	1
										1	0	0	0	0	1	1
Jason Varitek, S (1, 2) OBP: 0.200, SLG: 0.231 Ken Huckaby, R (8, 2) OBP: 0.364, SLG: 0.444		25 1B 2B BB		P6			K	G6-3 1-2 BB		2	1	0	0	1	1	0
										0	0	0	0	1	0	0
25 Mike Lowell, R (1, 5) OBP: 0.389, SLG: 0.378 Adam Stern, L (7, PR) OBP: 0.371, SLG: 0.636 (8, 8)	2B 1-2 1B			K			BB 1B 1B BB	G6-3 1-2 2-3		2	0	1	0	1	1	0
										1	1	0	0	0	0	2
Wily Mo Peña, R (1, 8) OBP: 0.440, SLG: 0.636 2 Willie Harris, L (7, PR) OBP: 0.244, SLG: 0.211 (8, 4)	2B 1-3 2-H			K			BB 1B 1-2 1B	P6		3	0	2	1	0	1	0
										1	1	0	0	0	0	2
J.T. Snow, L (1, 3) OBP: 0.400, SLG: 0.364 12 Ian Bladergroen, L (7, PR) OBP: 0.625, SLG: 0.500 (8, 3)	P4				K		BB 1B 1-2 2-3			2	0	0	0	1	1	2
										0	0	0	0	0	0	0
Alex Gonzalez, R (1, 6) OBP: 0.163, SLG: 0.268 Iggy Suarez, R (8, 6)	K				K		K			3	0	0	0	0	3	5
										0	0	0	0	0	0	0
Inning Stats	R: 0 E: 0 K: 1 S: 6 H: 1 LOB: 1 BB: 0 P: 6	R: 1 E: 0 K: 1 S: 7 H: 2 LOB: 2 BB: 1 P: 11	R: 0 E: 0 K: 0 S: 3 H: 0 LOB: 0 BB: 0 P: 3	R: 0 E: 0 K: 2 S: 7 H: 0 LOB: 0 BB: 0 P: 7	R: 0 E: 0 K: 2 S: 7 H: 0 LOB: 0 BB: 0 P: 7	R: 0 E: 0 K: 2 S: 7 H: 0 LOB: 0 BB: 0 P: 7	R: 2 E: 0 K: 2 S: 9 H: 2 LOB: 2 BB: 2 P: 17	R: 0 E: 0 K: 1 S: 6 H: 1 LOB: 2 BB: 1 P: 10		1B: 4 2B: 2 3B: 0 HR: 0 SF: 0 SAC: 0 DP: 0 HBP: 0						

PITCHER		IP	WLS	BF	H	R	ER	SO	BB	IBB	HBP	BLK	WP	HR	S	P	ERA	WHIP
Oliver Pérez, L ERA: 3.86	(1, 1)	5.2		21	3	1	1	7	1	0	0	0	0	0	34	38	1.59	0.706
55 Matt Capps, R ERA: 1.29	(6, 1)	0.1	H	1	0	0	0	1	0	0	0	0	0	0	3	3	0.00	0.000
74 Giovanni Carrara, R ERA: 9.0	(7, 1)	1.0	L	7	2	2	2	2	2	0	0	0	0	0	9	17	18.00	4.000
34 John Grabow, L ERA: 5.59	(8, 1)	1.0		5	1	0	0	1	1	0	0	0	0	0	6	10	0.00	2.000

PITCHER	IP	WLS	BF	H	R	ER	SO	BB	IBB	HBP	BLK	WP	HR	S	P	ERA	WHIP

BOTTOM

Pittsburgh Pirates @ Boston Red Sox

City of Palms Park, Ft. Myers, FL

Wed Mar 29 2006, 1:05 PM EST

Att. 7,562 - Sunny - 74 F

livebaseballscorecards.com

AB	30
R	3
H	6
RBI	3
BB	4
SO	11
LOB	17

WP: 0 PB: 0 SB: 0 CS: 0 PA: 34

Minnesota Twins @ Pittsburgh Pirates

McKechnie Field, Bradenton, FL

Thu Mar 30 2006, 1:05 PM EST

Att. 3,999 - Partly Cloudy - 77 F

TOP

livebaseballscorecards.com

Batter	1	2	3	4	5	6	7	8	9	AB	R	H	RBI	BB	SO	LOB
8 Nick Punto, S (1, 6) OBP: 0.364, SLG: 0.423	S S S 0-3 ① K	X 0-0 3-H 2B		X 0-0 38 E 38 1B 1B		X 0-0 38 G4-6-3 1B		X 0-0 ③ FC6-4 1-2f		4	1	3	1	0	1	0
Luke Hughes, R (6, PR) (6, 4)										1	0	0	0	0	0	1
Danny Powers, R (8, 1)										0	0	0	0	0	0	0
Jay Sawatski, L (9, 1)										0	0	0	0	0	0	0
38 Luis Antonio Rodriguez, S (5, 4) OBP: 0.397, SLG: 0.373	X 0-0 33 2B 2B	S S S 0-3 ③ K		1 SAFE X 0-0 55 FC5-4 1-H 1B		X 0-0 ① G4-6-3 ② 1-2f			X 0-0 ① F8	5	1	2	1	0	1	2
(6, 6)																
55 Mike Redmond, R (1, 2) OBP: 0.364, SLG: 0.344	S S S 0-3 ② K		X 0-0 ① F8	X 0-0 ③ FC5-4 1-2f		X 0-0 ③ F9			X 0-0 ② F8	4	0	0	0	0	1	3
68 Steve Lomasney, R (8, 2)										1	0	0	0	0	0	0
33 Justin Morneau, L (1, 3) OBP: 0.462, SLG: 0.618	X 0-0 2-H 2B	S S S 0-3 ② K			X 0-0 ① F7		C C C 0-3 ① K		S S S 0-3 ③ K	3	0	1	1	0	1	0
David Winfree, R (5, 3)										2	0	0	0	0	2	0
20 Lew Ford, R (1, 8) OBP: 0.333, SLG: 0.500	X 0-0 ③ G6-3	X 0-0 2B			X 0-0 16 2B 2B		X 0-0 ② G3-1			3	0	2	0	0	0	1
Deacon Burns, L (5, PR) (5, 8)										1	1	0	0	0	0	0
16 Jason Kubel, L (1, 9) OBP: 0.328, SLG: 0.429		X 0-0 1B 1B 1B	C C C 0-3 ③ K		X 0-0 2-H E 2B		C S C 0-3 ③ K			3	1	2	1	0	1	1
Scott Whitrock, R (5, PR) (5, 9)										1	1	0	0	0	1	0
Matt Moses, L (1, 5) OBP: 0.750, SLG: 1.500		X 0-0 G4-6-3 8 2B 1B 1-2 1B		X 0-0 HR	C C C 0-3 ② K			X 0-0 FC6-4 1B		4	2	3	1	0	1	1
Jason Tyner, L (1, 7) OBP: 0.490, SLG: 0.488		X 0-0 G4-6-3 1-2 2-H 1B		X 0-0 ① G4-3	X 0-0 E4 2-H 1B			X 0-0 ① F9		4	0	2	1	0	0	1
Johan Santana, L (1, 1) Terry Tiffee, S (5, PH) OBP: 0.339, SLG: 0.500 Willie Eyre, R (5, 1) 87 Jason Miller, L (6, 1) Felix Molina, S (8, PH) OBP: 0.400, SLG: 0.600 (8, 4)		X 0-0 ① ② G4-6-3 1-2f 2-3		X 0-0 ② F8	X 0-0 ③ G4-3			X 0-0 ② P6		2 1 0 0 1	0 0 0 0 0	0 0 0 0 0	0 0 0 0 0	0 0 0 0 0	0 0 0 0 0	2 1 0 0 1

	AB	40
	R	7
	H	15
	RBI	6
	BB	0
	SO	9
	LOB	14

Inning Stats	1	2	3	4	5	6	7	8	9
	R: 1 E: 0 K: 2 S: 9	R: 2 E: 0 K: 1 S: 8	R: 0 E: 0 K: 2 S: 8	R: 2 E: 1 K: 0 S: 6	R: 2 E: 1 K: 1 S: 8	R: 0 E: 0 K: 0 S: 3	R: 0 E: 0 K: 2 S: 7	R: 0 E: 0 K: 0 S: 4	R: 0 E: 0 K: 1 S: 5
	H: 2 LOB: 1 BB: 0 P: 9	H: 4 LOB: 1 BB: 0 P: 8	H: 1 LOB: 1 BB: 0 P: 8	H: 3 LOB: 1 BB: 0 P: 6	H: 3 LOB: 1 BB: 0 P: 8	H: 1 LOB: 1 BB: 0 P: 3	H: 0 LOB: 0 BB: 0 P: 7	H: 1 LOB: 1 BB: 0 P: 4	H: 0 LOB: 0 BB: 0 P: 5

1B: 8	SF: 0	WP: 0	PA: 40
2B: 6	SAC: 0	PB: 0	
3B: 0	DP: 2	SB: 0	
HR: 1	HBP: 0	CS: 0	

PITCHER		IP	WLS	BF	H	R	ER	SO	BB	IBB	HBP	BLK	WP	HR	S	P	ERA	WHIP
Victor Santos, R ERA: 6.27	(1, 1)	4.1	L	24	12	7	5	5	0	0	0	0	0	1	34	34	10.38	2.769
34 John Grabow, L ERA: 5.23	(5, 1)	0.2		3	1	0	0	1	0	0	0	0	0	0	5	5	0.00	1.500
27 Terry Adams, R ERA: 4.5	(6, 1)	1.0		3	1	0	0	0	0	0	0	0	0	0	3	3	0.00	1.000
16 Salomon Torres, R ERA:	(7, 1)	1.0		3	0	0	0	2	0	0	0	0	0	0	7	7	0.00	0.000
55 Matt Capps, R ERA: 1.13	(8, 1)	1.0		4	1	0	0	0	0	0	0	0	0	0	4	4	0.00	1.000

PITCHER		IP	WLS	BF	H	R	ER	SO	BB	IBB	HBP	BLK	WP	HR	S	P	ERA	WHIP
Michael Gonzalez, L ERA: 1.8	(9, 1)	1.0		3	0	0	0	1	0	0	0	0	0	0	5	5	0.00	0.000

BOTTOM

Minnesota Twins @ Pittsburgh Pirates
McKechnie Field, Bradenton, FL
Thu Mar 30 2006, 1:05 PM EST
Att. 3,999 - Partly Cloudy - 77 F

livebaseballscorecards.com

Batter	1	2	3	4	5	6	7	8	9	AB	R	H	RBI	BB	SO	LOB
13 Nate McLouth, L (1, 8)	BBBB 4-0 64 S 1B BB	X 0-0 1-3 2-H 2B		X 0-0 ③ G4-3		X 0-0 64 HBP 1-2 2-3 3-H 1B		X 0-0 ② G6-3		3	1	2	2	1	0	2
Vic Buttler, L (6, 7)										1	0	0	0	0	0	0
64 Jason Alfaro, R (1, 4)	SSS 0-3 ① K 1-2	SSS 0-3 ③ K			X 0-0 ① G6-3	H 1-0 1-2 2-3 3-H HBP		X 0-0 ③ F8		4	0	0	1	0	2	3
OBP: 0.375, SLG: 0.259 (7, 5)																
Jason Bay, R (1, 7)	X 0-0 CS 2-H 1B		CCC 0-3 ① K		X 0-0 ② G6-3	X 0-0 ②③ F9-2 3-H			X 0-0 L4-3 1B	3	0	1	1	0	1	0
OBP: 0.500, SLG: 0.848																
Brian Bixler, R (6, 6)										2	0	1	0	0	0	3
OBP: 0.667, SLG: 0.667																
Joe Randa, R (1, 5)	B X 1-0 ② 1-2 1B		X 0-0 ② F9		X 0-0 ③ G6-3		X 0-0 ① F9		X 0-0 ①② L4-3 1-1	3	0	1	0	0	0	0
OBP: 0.341, SLG: 0.579																
27 Terry Adams, R (6, 1)										0	0	0	0	0	0	0
16 Salomon Torres, R (7, 1)										0	0	0	0	0	0	0
12 Freddy Sanchez, R (7, PH)										1	0	0	0	0	0	0
OBP: 0.313, SLG: 0.372																
55 Matt Capps, R (8, 1)										0	0	0	0	0	0	0
Michael Gonzalez, R (9, 1)										0	0	0	0	0	0	0
Jody Gerut, L (9, PH)										1	0	0	0	0	0	1
OBP: 0.440, SLG: 0.419																
Craig Wilson, R (1, 3)	CCC 0-3 ③ K		X 0-0 ③ F8			X 0-0 G5-3 41 1B 2B	SSS 0-3 ② K		X 0-0 ③ F8	5	1	1	0	0	2	1
OBP: 0.357, SLG: 0.590																
José Hernández, R (1, 6)		X 0-0 E5 13 2B WP		SSS 0-3 ① K		X 0-0 ① G5-3 2-3	X 0-0 3B			3	1	0	0	0	1	1
OBP: 0.319, SLG: 0.409 (6, 5)																
Rich Thompson, L (7, 9)										1	0	1	0	0	0	0
OBP: 0.500, SLG: 1.500																
41 Ryan Doumit, S (1, 2)		SSS 0-3 ① K		X 0-0 SH1-4 1B 1B		X 0-0 1B 13 1B 3-H 1B	H 1-0 HBP			3	1	2	1	0	1	1
OBP: 0.423, SLG: 0.636																
Adam Boeve, R (1, 9)		SSS 0-3 ② K		X 0-0 SH1-4 1-2 1B		X 0-0 13 1B 6 BB 64 HBP 1-3 1B	X 0-0 ③ G4-3			3	1	2	0	0	1	1
OBP: 0.667, SLG: 0.750																
Taber Lee, S (7, 4)										1	0	0	0	0	0	2
Victor Santos, R (1, 1)		BBBB 4-0 13 2B 1-2 BB		X 0-0 ② SH1-4 1-2 2-3		BBB 4-0 64 HBP 13 1B 1-2 F9-2 BB		CSS 0-3 ① K		0	0	0	0	1	0	0
34 John Grabow, L (5, 1)										0	0	0	0	0	0	0
6 Chris Duffy, L (6, 8)										1	0	0	0	1	1	0
OBP: 0.288, SLG: 0.333																

Inning Stats																							
	R: 1	H: 2	R: 1	H: 1	R: 0	H: 0	R: 0	H: 2	R: 0	H: 0	R: 3	H: 4	R: 0	H: 1	R: 0	H: 0	R: 0	H: 1	1B: 8	SF: 0	WP: 1	PA: 41	
	E: 0	LOB: 1	E: 1	LOB: 2	E: 0	LOB: 0	E: 0	LOB: 2	E: 0	LOB: 0	E: 0	LOB: 2	E: 1	LOB: 2	E: 0	LOB: 0	E: 0	LOB: 0	2B: 4	SAC: 1	PB: 0		
	K: 2	BB: 1	K: 3	BB: 1	K: 1	BB: 0	K: 1	BB: 0	K: 0	BB: 1	K: 0	BB: 1	K: 1	BB: 0	K: 0	BB: 0	K: 1	BB: 0	3B: 1	DP: 2	SB: 1		
	S: 8	P: 13	S: 11	P: 15	S: 5	P: 5	S: 7	P: 7	S: 3	P: 3	S: 6	P: 11	S: 6	P: 7	S: 5	P: 5	S: 3	P: 3	HR: 0	HBP: 2	CS: 1		

PITCHER	IP	WLS	BF	H	R	ER	SO	BB	IBB	HBP	BLK	WP	HR	S	P	ERA	WHIP
Johan Santana, L (1, 1)	4.0	W	19	5	2	1	7	2	0	0	0	1	0	31	40	2.25	1.750
ERA: 4.66																	
Willie Eyre, R (5, 1)	1.1		10	4	3	3	0	1	0	1	0	0	0	8	13	20.25	3.750
ERA: 3.68																	
87 Jason Miller, L (6, 1)	1.2	H	6	1	0	0	1	0	0	1	0	0	0	7	8	0.00	0.600
ERA: 5.79																	
Danny Powers, R (8, 1)	1.0	H	3	0	0	0	1	0	0	0	0	0	0	5	5	0.00	0.000
ERA:																	
Jay Sawatski, L (9, 1)	1.0	S	3	1	0	0	0	0	0	0	0	0	0	3	3	0.00	1.000
ERA: 13.5																	

PITCHER	IP	WLS	BF	H	R	ER	SO	BB	IBB	HBP	BLK	WP	HR	S	P	ERA	WHIP

AB	35
R	5
H	11
RBI	5
BB	3
SO	9
LOB	15

Pittsburgh Pirates @ Minnesota Twins

Hammond Stadium, Fort Myers, FL

Fri Mar 31 2006, 1:05 PM EST

Att. 5,592 - Sunny - 80 F

livebaseballscorecards.com

TOP

Batter	1	2	3	4	5	6	7	8	9	AB	R	H	RBI	BB	SO	LOB
6 Chris Duffy, L (1, 8) OBP: 0.302, SLG: 0.362	2 E 1B 2B		2 FC4-6 1B		E4 2 E			G6-3		4	1	2	0	0	0	0
2 Jack Wilson, R (1, 6) OBP: 0.354, SLG: 0.326	E5 G4-6-3 1B 2-3		FC4-6 FC6 1-2f		F7 1-3			BB		3	0	0	0	0	0	3
64 Jason Alfaro, R (7, 5) OBP: 0.394, SLG: 0.259										0	0	0	0	1	0	0
Sean Casey, L (1, 3) OBP: 0.405, SLG: 0.487	G4-6-3 1-2 3-H 1B		FC6 1-2f			K		F9		3	0	1	1	0	1	1
José Hernández, R (6, 3) OBP: 0.313, SLG: 0.400										1	0	0	0	0	0	1
Jeromy Burnitz, L (1, 9) OBP: 0.229, SLG: 0.486	G4-6-3 1-2f 2-3			F7		G1-3		P6		3	0	0	0	0	0	2
Brad Corley, R (6, 9)										1	0	0	0	0	0	1
Craig Wilson, R (1, 10) OBP: 0.351, SLG: 0.569	F8			K		P2			12 G5-4-3 1B	4	0	1	0	0	1	1
13 Nate McLouth, L (1, 7) OBP: 0.409, SLG: 0.586		G3-1		K			12 G6-3 SF9 2B		F8	4	1	1	0	0	1	1
12 Freddy Sanchez, R (1, 5) OBP: 0.327, SLG: 0.383		G5-4-3 1B			G1-6-3 1B		G6-3 2-3		G5-4-3 1-2f	4	0	2	0	0	0	2
(7, 4)																
Jose Castillo, R (1, 4) OBP: 0.442, SLG: 0.587		G5-4-3 1-2f			G1-6-3 1-2f		SF9 3-H			2	0	0	1	0	0	2
76 Gookie Dawkins, R (7, 6) OBP: 0.385, SLG: 0.591										0	0	0	0	0	0	0
11 Humberto Cota, R (1, 2) OBP: 0.279, SLG: 0.351			K		HR		G3-1			2	1	1	1	0	1	0
41 Ryan Doumit, S (6, 2) OBP: 0.415, SLG: 0.622										1	0	0	0	0	0	0

Inning Stats	1	2	3	4	5	6	7	8	9	1B	SF	WP	PA
R	1	0	0	0	1	0	1	0	0	5	1	0	34
E	1	0	0	0	1	0	0	0	0	2B 2	SAC 0	PB 0	
K	0	3	1	2	0	1	0	0	0	3B 0	DP 4	SB 0	
S	5	3	6	7	6	5	4	3	3	HR 1	HBP 0	CS 0	
H	2	1	1	0	2	0	1	0	1				
LOB	1	0	0	0	1	0	0	1	0				
BB	0	0	0	0	0	0	0	1	0				
P	5	3	6	7	6	5	4	7	3				

PITCHER		IP	WLS	BF	H	R	ER	SO	BB	IBB	HBP	BLK	WP	HR	S	P	ERA	WHIP
Brad Radke, R ERA: 5.32	(1, 1)	5.0	W	20	6	2	2	3	0	0	0	0	0	1	27	27	3.60	1.200
54 Matt Guerrier, R ERA: 5.4	(6, 1)	1.0	H	3	0	0	0	1	0	0	0	0	0	0	5	5	0.00	0.000
28 Jesse Crain, R ERA: 2.25	(7, 1)	1.0	H	4	1	1	1	0	0	0	0	0	0	0	4	4	9.00	1.000
Angel Garcia, R ERA:	(8, 1)	1.0	H	4	0	0	0	0	1	0	0	0	0	0	3	7	0.00	1.000
Bobby Korecky, R ERA: 4.5	(9, 1)	1.0	S	3	1	0	0	0	0	0	0	0	0	0	3	3	0.00	1.000

PITCHER	IP	WLS	BF	H	R	ER	SO	BB	IBB	HBP	BLK	WP	HR	S	P	ERA	WHIP

BOTTOM

Pittsburgh Pirates @ Minnesota Twins

Hammond Stadium, Fort Myers, FL

Fri Mar 31 2006, 1:05 PM EST

Att. 5,592 - Sunny - 80 F

livebaseballscorecards.com

Batter	1	2	3	4	5	6	7	8	9	AB	R	H	RBI	BB	SO	LOB
Shannon Stewart, R (1, 7) OBP: 0.340, SLG: 0.405	SSC 0-3 K ①	x 0-0 F9 ③		x 0-0 CS 1B			x 0-0 G1-3 ①			3	0	1	0	0	1	0
Jason Grove, L (6, 7)										1	0	0	0	0	0	0
Luis Castillo, S (1, 4) OBP: 0.429, SLG: 0.357	x 0-0 24 1B 1B		x 0-0 G6-3 ①	1 SAFE x 0-0 F8 ③ 1-2			x 0-0 E4 7 1B			4	0	1	0	0	0	1
38 Luis Antonio Rodriguez, S (7, PR) OBP: 0.397, SLG: 0.373										0	0	0	0	0	0	0
(8, 4)																
(8, 4)																
7 Joe Mauer, L (1, 2) OBP: 0.412, SLG: 0.465	x 0-0 F8 ②	x 0-0 24 2B 1B		x 0-0 1B			x 0-0 1-2 1B			4	1	3	0	0	0	1
Jose Morales, S (7, PR)										0	0	0	0	0	0	0
(8, 2)																
24 Rondell White, R (1, 10) OBP: 0.383, SLG: 0.561	x 0-0 1-2 1B	x 0-0 2B 1-2 1B		SSS 0-3 K ①			SST 0-2 K ②			4	1	2	0	0	2	3
Torii Hunter, R (1, 8) OBP: 0.353, SLG: 0.587	x 0-0 L5 ③	x 0-0 1B 1-3 2-H 2B		x 0-0 F8 ②			x 0-0 G3 ③			3	1	1	1	0	0	3
Jason Tyner, L (6, 8) OBP: 0.480, SLG: 0.477										1	0	0	0	0	0	2
33 Justin Morneau, L (1, 3) OBP: 0.429, SLG: 0.568	x 0-0 G4-3 ①	x 0-0 P6 ②		x 0-0 G4-3 ③				x 0-0 G3-1 ①		3	0	0	0	0	0	3
Terry Tiffee, S (8, 3) OBP: 0.333, SLG: 0.491										1	0	0	0	0	0	0
Tony Batista, R (1, 5) OBP: 0.276, SLG: 0.473	x 0-0 HR	x 0-0 2-H 3-H 1B ③				SSS 0-3 K ①		x 0-0 G6-3 ②		4	1	2	3	0	1	0
20 Lew Ford, R (1, 9) OBP: 0.333, SLG: 0.551	x 0-0 HR			x 0-0 F7 ①		x 0-0 G6-3 ②		SSS 0-3 K ③		3	1	1	1	0	0	0
Doug Deeds, L (7, 9) OBP: 0.500, SLG: 1.500										1	0	0	0	0	1	0
Juan Castro, R (1, 6) OBP: 0.214, SLG: 0.286	x 0-0 G5-3 ②			x 0-0 P4 ②		x 0-0 F8 ③				3	0	0	0	0	0	0

	AB	35
	R	5
	H	11
	RBI	5
	BB	0
	SO	5
	LOB	13

Inning Stats	1	2	3	4	5	6	7	8	9
R	0	2	3	0	0	0	0	0	
E	0	0	0	0	0	0	1	0	
K	1	0	0	0	1	0	1	1	
S	7	5	6	4	6	5	7	5	
H	2	2	4	1	1	0	1	0	
LOB	2	0	1	1	1	0	2	0	
BB	0	0	0	0	0	0	0	0	
P	7	5	6	4	6	5	7	5	

PITCHER		IP	WLS	BF	H	R	ER	SO	BB	IBB	HBP	BLK	WP	HR	S	P	ERA	WHIP	PITCHER		IP	WLS	BF	H	R	ER	SO	BB	IBB	HBP	BLK	WP	HR	S	P	ERA	WHIP
57 Zach Duke, L	(1, 1)	5.0	L	24	10	5	5	2	0	0	0	0	0	2	28	28	9.00	2.000																		
ERA: 7.62																																				
22 Ryan Vogelsong, R	(6, 1)	1.0		3	0	0	0	1	0	0	0	0	0	0	5	5	0.00	0.000																		
ERA: 7.27																																				
71 C.J. Nitkowski, L	(7, 1)	1.0		5	1	0	0	1	0	0	0	0	0	0	7	7	0.00	1.000																		
ERA: 3.12																																				
27 Terry Adams, R	(8, 1)	1.0		3	0	0	0	1	0	0	0	0	0	0	5	5	0.00	0.000																		
ERA: 4.0																																				

PITCHER		IP	WLS	BF	H	R	ER	SO	BB	IBB	HBP	BLK	WP	HR	S	P	ERA	WHIP	PITCHER		IP	WLS	BF	H	R	ER	SO	BB	IBB	HBP	BLK	WP	HR	S	P	ERA	WHIP

1B: 8	SF: 0	WP: 0	PA: 35
2B: 1	SAC: 0	PB: 0	
3B: 0	DP: 0	SB: 0	
HR: 2	HBP: 0	CS: 1	

Minnesota Twins @ Pittsburgh Pirates

McKechnie Field, Bradenton, FL

Sat Apr 01 2006, 1:05 PM EST

Att. 3,665 - Sunny - 75 F

livebaseballscorecards.com

TOP

Batter	1	2	3	4	5	6	7	8	9	AB	R	H	RBI	BB	SO	LOB
Shannon Stewart, R (1, 7) OBP: 0.333, SLG: 0.435	0-0 1B 3B	0-0 F8			0-0 L6	0-3 K 1-2		0-0 P6		4	1	1	0	0	1	2
Trent Oeltjen, L (6, 7) OBP: 0.500, SLG: 0.500										1	0	0	0	0	0	1
Luis Castillo, S (1, 4) OBP: 0.453, SLG: 0.378	0-0 7 1B 33 1B 1B 3-H	0-0 FC4-6 1-2f			0-0 7 1B 33 1B 1B	4-1 7 1B 2-3 BB		0-0 F7		3	2	2	1	1	0	1
Matt Tolbert, S (6, 4)										1	0	0	0	0	0	1
7 Joe Mauer, L (1, 2) OBP: 0.464, SLG: 0.511	0-0 33 1B 1-2 1B		0-0 5 S 5 E G5-3 1B		0-0 33 1B 5 HR 1-2 1B	0-0 1-2 3-H 1B		4-0 1-2 BB		4	2	4	1	1	0	0
Torii Hunter, R (1, 8) OBP: 0.327, SLG: 0.540	0-0 F4		0-0 G5-3 1-2		0-0 F9	0-0 F9		0-0 F8		4	0	0	0	0	0	7
Denard Span, L (6, 8) OBP: 0.421, SLG: 0.333										1	0	0	0	0	0	2
33 Justin Morneau, L (1, 3) OBP: 0.444, SLG: 0.575	0-0 1-3 2-H 1B		0-0 G6-3		0-0 5 HR 1-3 2-H 1B		0-0 L7		0-0 G4-3	3	1	2	2	0	0	1
38 Luis Antonio Rodriguez, S (8, 3) OBP: 0.383, SLG: 0.358										2	0	0	0	0	0	0
5 Michael Cuddyer, R (1, 9) OBP: 0.590, SLG: 0.844	0-3 K		1-0 E6 CS 2-H		1-0 1-H HR 3-H		0-0 L8 2B		0-0 1B	4	1	2	3	0	1	2
Levale Speigner, R (7, 1)										0	0	0	0	0	0	0
28 Jesse Crain, R (8, 1)										0	0	0	0	0	0	0
16 Jason Kubel, L (9, PH) OBP: 0.338, SLG: 0.439										1	0	1	0	0	0	0
36 Joe Nathan, R (9, 1)										0	0	0	0	0	0	0
Tony Batista, R (1, 5) OBP: 0.274, SLG: 0.448	0-3 K		0-1 CS 1-2	4-0 G4-6-3 BB	0-0 P5		0-0 L8 2-3		0-3 K	3	0	0	0	1	1	3
Matt Moses, L (7, 5) OBP: 0.600, SLG: 1.200										1	0	0	0	0	1	1
Juan Castro, R (1, 6) OBP: 0.176, SLG: 0.235		0-0 F8		0-0 G4-6-3 1-2f		0-0 G5-3	0-3 K		0-0 F8	3	0	0	0	0	0	1
54 Matt Guerrier, R (6, 1)										0	0	0	0	0	0	0
20 Lew Ford, R (7, PH) OBP: 0.321, SLG: 0.529										2	0	0	0	0	1	2
(7, 9)																
Kyle Lohse, R (1, 1) OBP: 0.500, SLG: 0.500		0-0 FC4-6 1B		0-3 K		0-0 PB 7 1B PB 1B		4-0 7 BB BB		2	0	1	0	0	1	0
8 Nick Punto, S (6, PH) OBP: 0.386, SLG: 0.434										1	1	1	0	1	0	0
(6, 6)																

Inning Stats																								
	R: 2	H: 4	R: 0	H: 1	R: 1	H: 1	R: 0	H: 0	R: 4	H: 4	R: 1	H: 2	R: 0	H: 1	R: 0	H: 0	R: 0	H: 1	1B: 11	SF: 0	WP: 0	PA: 45
	E: 0	LOB: 2	E: 0	LOB: 1	E: 1	LOB: 0	E: 0	LOB: 0	E: 0	LOB: 0	E: 0	LOB: 2	E: 0	LOB: 1	E: 0	LOB: 2	E: 0	LOB: 1	2B: 1	SAC: 0	PB: 2	
	K: 2	BB: 0	K: 0	BB: 0	K: 0	BB: 0	K: 1	BB: 1	K: 0	BB: 0	K: 1	BB: 1	K: 1	BB: 0	S: 3	BB: 2	K: 1	BB: 0	3B: 1	DP: 1	SB: 1	
	S: 11	P: 11	S: 4	P: 4	S: 5	P: 6	S: 4	P: 8	S: 7	P: 8	S: 8	P: 12	S: 6	P: 6		P: 11	S: 6	P: 6	HR: 1	HBP: 0	CS: 1	

	AB	40
	R	8
	H	14
	RBI	7
	BB	4
	SO	6
	LOB	24

PITCHER		IP	WLS	BF	H	R	ER	SO	BB	IBB	HBP	BLK	WP	HR	S	P	ERA	WHIP
45 Ian Snell, R ERA: 5.27	(1, 1)	5.0	L	25	10	7	6	3	1	0	0	0	0	1	31	37	10.80	2.200
16 Salomon Torres, R ERA:	(6, 1)	1.0		6	2	1	0	1	1	0	0	0	0	0	8	12	0.00	3.000
Damaso Marte, L ERA:	(7, 1)	1.0		4	1	0	0	1	0	0	0	0	0	0	6	6	0.00	1.000
Roberto Hernandez, R ERA: 7.2	(8, 1)	1.0		5	0	0	0	0	2	0	0	0	0	0	3	11	0.00	2.000
Michael Gonzalez, L ERA: 1.64	(9, 1)	1.0		4	1	0	0	1	0	0	0	0	0	0	6	6	0.00	1.000

PITCHER	IP	WLS	BF	H	R	ER	SO	BB	IBB	HBP	BLK	WP	HR	S	P	ERA	WHIP

Batter	1	2	3	4	5	6	7	8	9	AB	R	H	RBI	BB	SO	LOB
6 Chris Duffy, L (1, 8) OBP: 0.288, SLG: 0.344 Vic Buttler, L (8, 8)	C C S 0-3 ① K		C C C 0-3 ③ K			X 0-0 ② G4-3		C C S 0-3 ③ K		3 0 0 0 0 2 0 1 0 0 0 0 1 1						
2 Jack Wilson, R (1, 6) OBP: 0.353, SLG: 0.370 Damaso Marte, L (7, 1) Roberto Hernandez, R (8, 1) Brant Ust, R (9, 5)	X 0-0 ② G6-3			X 0-0 ① G5-3		X 0-0 3B			X 0-0 ① G6-3	3 0 1 0 0 0 0 0 0 0 0 0 0 0 0 0 0 0 0 0 0 1 0 0 0 0 0 0						
Sean Casey, L (1, 3) OBP: 0.386, SLG: 0.463 Craig Wilson, R (6, 3) OBP: 0.342, SLG: 0.552 (9, 2)	C C S 0-3 ③ K			X 0-0 ② G4-3		C C C 0-3 ③ K			X 0-0 ② P4	2 0 0 0 0 1 0 2 0 0 0 0 1 1						
Jason Bay, R (1, 7) OBP: 0.500, SLG: 0.824 José Hernández, R (6, 5) OBP: 0.327, SLG: 0.413 (9, 3) Octavio Martinez, R (9, PH)		B B B B 4-0 BB G4-6-3		X 0-0 ③ G5-3			X 0-0 G6-4-3 1B		C C S 0-3 ③ K	1 0 0 0 1 0 0 1 0 1 0 0 0 0 1 0 0 0 0 1 0						
Jeromy Burnitz, L (1, 9) OBP: 0.243, SLG: 0.568 Rafael Alvarez, L (6, 9)		X 0-0 ① ② G4-6-3 1-2f			X 0-0 HR		X 0-0 ① ② G6-4-3 1-2f			2 1 1 1 0 0 1 1 0 0 0 0 0 1						
Joe Randa, R (1, 5) OBP: 0.326, SLG: 0.550 16 Salomon Torres, R (6, 1) 12 Freddy Sanchez, R (7, 6) OBP: 0.321, SLG: 0.375		X 0-0 ③ F9			X 0-0 ① G5-3		X 0-0 ③ P6			2 0 0 0 0 0 0 0 0 0 0 0 0 0 1 0 0 0 0 0 0						
Jose Castillo, R (1, 4) OBP: 0.426, SLG: 0.563 Brandon Chaves, S (7, 4) OBP: 0.200, SLG: 0.400			X 0-0 ① G5-3		X 0-0 ② G5-3			X 0-0 2B		2 0 0 0 0 0 0 1 0 1 0 0 0 0						
41 Ryan Doumit, S (1, 2) OBP: 0.411, SLG: 0.667 Michael Gonzalez, R (9, 1)			X 0-0 HR		X 0-0 ③ G4-3			X 0-0 ① F8		3 1 1 1 0 0 1 0 0 0 0 0 0 0						
45 Ian Snell, R (1, 1) OBP: 0.500, SLG: 0.400 13 Nate McLouth, L (6, 7) OBP: 0.397, SLG: 0.567			C C S 0-3 ② K			X 0-0 ① G6-3		X 0-0 ② F7		1 0 0 0 0 1 0 2 0 0 0 0 0 1						
Inning Stats	R: 0 H: 0 E: 0 LOB: 0 K: 2 BB: 0 S: 7 P: 7	R: 0 H: 0 E: 0 LOB: 0 K: 0 BB: 1 S: 2 P: 6	R: 1 H: 1 E: 0 LOB: 0 K: 2 BB: 0 S: 8 P: 8	R: 0 H: 0 E: 0 LOB: 0 K: 0 BB: 0 S: 3 P: 3	R: 1 H: 1 E: 0 LOB: 0 K: 0 BB: 0 S: 4 P: 4	R: 0 H: 1 E: 0 LOB: 1 K: 1 BB: 0 S: 6 P: 6	R: 0 H: 1 E: 0 LOB: 0 K: 0 BB: 0 S: 3 P: 3	R: 0 H: 1 E: 0 LOB: 1 K: 1 BB: 0 S: 6 P: 6	R: 0 H: 0 E: 0 LOB: 0 K: 1 BB: 0 S: 5 P: 5	1B: 1 SF: 0 2B: 1 SAC: 0 3B: 1 DP: 2 HR: 2 HBP: 0						

PITCHER		IP	WLS	BF	H	R	ER	SO	BB	IBB	HBP	BLK	WP	HR	S	P	ERA	WHIP
Kyle Lohse, R ERA: 2.42	(1, 1)	5.0	W	17	2	2	2	4	1	0	0	0	0	0	24	28	3.60	0.600
54 Matt Guerrier, R ERA: 5.06	(6, 1)	1.0		4	1	0	0	1	0	0	0	0	0	0	6	6	0.00	1.000
Levale Speigner, R ERA:	(7, 1)	1.0		3	1	0	0	0	0	0	0	0	0	0	3	3	0.00	1.000
28 Jesse Crain, R ERA: 2.0	(8, 1)	1.0		4	1	0	0	1	0	0	0	0	0	0	6	6	0.00	1.000
36 Joe Nathan, R ERA: 1.8	(9, 1)	1.0		3	0	0	0	1	0	0	0	0	0	0	5	5	0.00	0.000

PITCHER	IP	WLS	BF	H	R	ER	SO	BB	IBB	HBP	BLK	WP	HR	S	P	ERA	WHIP

BOTTOM

Minnesota Twins @ Pittsburgh Pirates

McKechnie Field, Bradenton, FL

Sat Apr 01 2006, 1:05 PM EST
Att. 3,665 - Sunny - 75 F

livebaseballscorecards.com

AB	30
R	2
H	5
RBI	2
BB	1
SO	7
LOB	6

Batter	1	2	3	4	5	6	7	8	9	AB	R	H	RBI	BB	SO	LOB
6 Chris Duffy, L (1, 8) OBP: 0.250, SLG: 0.250	C F F F B B X 2-2 2 G5-4-3 1B	B X 1-0 ③ F8			M F F S 0-3 ② K		B S L C 1-3 ① K			4	0	1	0	0	2	1
2 Jack Wilson, R (1, 6) OBP: 0.500, SLG: 0.333	1 SAFE C F 1 SAFE B B 1 SAFE X 2-2 ① ② G5-4-3 1-2f		C B B C B F X 3-2 G6-3 1B		X 0-0 ③ L9		C B B B B 4-1 G4-6-3 BB			3	0	1	0	1	0	1
Sean Casey, L (1, 3) OBP: 0.250, SLG: 0.500	C X 0-1 E7		C B X 1-1 ① ② G6-3 1-2f			F X 0-1 G3 11 1B 2B	B 1 SAFE 1 SAFE B X 2-0 ② ③ G4-6-3 1-2f			4	1	1	0	0	0	2
Jason Bay, R (1, 7)	S B F B B F B 4-2 BB		C B B B B 4-1 FC6-4 BB			B B B C B 4-1 11 1B G3 BB		C B S X 1-2 ① L7		1	0	0	0	3	0	0
Joe Randa, R (1, 5)	B F D F C 2-3 ③ K		F D F D 1 SAFE X 2-2 ③ FC6-4 1-2f			C F B F B F X 2-2 ① P2		X 0-0 ② F7		4	0	0	0	0	1	5
Jeromy Burnitz, L (1, 9)		C B B B F S 2-3 ① K		F X 0-1 ① G4-3		F X 0-1 ② G3 1-2 2-3		B C B B X 3-1 ③ G4-3		4	0	0	0	0	1	2
Jose Castillo, R (1, 4) OBP: 0.500, SLG: 0.667		F B B X 2-1 1B 2B		B B C C B S 3-3 ② K		I I I 4-0 11 1B IBB			C S F C 0-3 ① K	3	1	1	0	1	2	0
11 Humberto Cota, R (1, 2) OBP: 0.333, SLG: 0.333 13 Nate McLouth, L (9, PH) OBP: 1.000, SLG: 1.000	S B F F S 1-3 ② K		B X 1-0 ③ P3			C X 0-1 1-2 2-3 3-H 1B			B C X 1-1 12 G4-6-3 1B	3 1	0 0	1 1	1 0	0 0	1 0	1 0
Oliver Pérez, L (1, 1) OBP: 0.333, SLG: 0.333 16 Salomon Torres, R (6, 1) Damaso Marte, L (7, 1) 55 Matt Capps, R (7, 1) 12 Freddy Sanchez, R (9, PH)	F X 0-1 2-H 1B				B B B C X 3-1 ① G3	F F B S 1-3 ③ K			C 1 SAFE B F X 1-2 ② ③ G4-6-3 1-2f	3 0 0 0 1	0 0 0 0 0	1 0 0 0 0	1 0 0 0 0	0 0 0 0 0	1 0 0 0 0	3 0 0 0 1
Inning Stats	R: 0 H: 1 E: 1 LOB: 2 K: 1 BB: 1 S: 17 P: 27	R: 1 H: 2 E: 0 LOB: 1 K: 2 BB: 0 S: 12 P: 18	R: 0 H: 1 E: 0 LOB: 1 K: 0 BB: 1 S: 10 P: 20	R: 0 H: 0 E: 0 LOB: 0 K: 1 BB: 0 S: 6 P: 10	R: 0 H: 0 E: 0 LOB: 0 K: 1 BB: 0 S: 7 P: 10	R: 1 H: 2 E: 0 LOB: 3 K: 1 BB: 2 S: 15 P: 26	R: 0 H: 0 E: 0 LOB: 0 K: 1 BB: 1 S: 5 P: 12	R: 0 H: 0 E: 0 LOB: 0 K: 0 BB: 0 S: 6 P: 10	R: 0 H: 1 E: 0 LOB: 0 K: 1 BB: 0 S: 9 P: 11	1B: 5 SF: 0 2B: 2 SAC: 0 3B: 0 DP: 4 HR: 0 HBP: 0						WP: 0 PA: 36 PB: 0 SB: 0 CS: 0

TOP

Pittsburgh Pirates @ Milwaukee Brewers

Miller Park, Milwaukee, WI

Mon Apr 03 2006, 1:05 PM CDT

Att. 45,023 - Roof Closed - 63 F

livebaseballscorecards.com

AB	31
R	2
H	7
RBI	2
BB	5
SO	8
LOB	16

PITCHER		IP	WLS	BF	H	R	ER	SO	BB	IBB	HBP	BLK	WP	HR	S	P	ERA	WHIP
Doug Davis, L ERA: 3.0	(1, 1)	6.0		27	6	2	2	6	3	1	0	0	0	0	67	111	3.00	1.500
Justin Lehr, R ERA:	(7, 1)	1.0	W	3	0	0	0	1	1	0	0	0	0	0	5	12	0.00	1.000
Matt Wise, R ERA:	(8, 1)	1.0	H	3	0	0	0	0	0	0	0	0	0	0	6	10	0.00	0.000
Derrick Turnbow, R ERA:	(9, 1)	1.0	S	3	1	0	0	1	0	0	0	0	0	0	9	11	0.00	1.000

PITCHER	IP	WLS	BF	H	R	ER	SO	BB	IBB	HBP	BLK	WP	HR	S	P	ERA	WHIP

BOTTOM

Pittsburgh Pirates @ Milwaukee Brewers

Miller Park, Milwaukee, WI

Mon Apr 03 2006, 1:05 PM CDT
Att. 45,023 - Roof Closed - 63 F

livebaseballscorecards.com

Batter	1	2	3	4	5	6	7	8	9	AB	R	H	RBI	BB	SO	LOB
Brady Clark, R (1, 8)	P3		F7		F7		G4-3			4	0	0	0	0	0	1
7 J.J. Hardy, R (1, 6) OBP: 0.500, SLG: 1.333	HR		BB			K		L7		3	1	1	1	1	1	0
Geoff Jenkins, L (1, 9) OBP: 0.250, SLG: 0.250	K		K			K		HR 1B		4	1	1	0	0	3	1
Carlos Lee, R (1, 7) OBP: 0.750, SLG: 1.667	1B			BB		F7		HR		3	1	2	2	1	0	1
28 Prince Fielder, L (1, 3)	K			K		K		K		4	0	0	0	0	4	3
23 Rickie Weeks Jr., R (1, 4) OBP: 0.750, SLG: 0.500		1B		K			SH1-4 2 S 1B BB	HBP		2	1	1	0	1	1	1
2 Bill Hall, R (1, 5)		G6-4-3 BB		K			SH1-4 1B BB	G2-3		2	1	0	0	2	1	2
Damian Miller, R (1, 2)		G6-4-3 1-2f			K		SH1-4 1-2 2-3			2	0	0	0	0	1	1
Doug Davis, R (1, 1)			F9		G6-3		G4-3 2-H 3-H 1B			2	0	0	0	0	0	0
Justin Lehr, R (7, 1)										0	0	0	0	0	0	0
18 Gabe Gross, L (7, PH)										0	0	0	0	0	0	0
Jeff Cirillo, R (7, PH) OBP: 1.000, SLG: 1.000										1	0	1	2	0	0	0
Matt Wise, R (8, 1)										0	0	0	0	0	0	0
Derrick Turnbow, R (9, 1)										0	0	0	0	0	0	0
Inning Stats	R: 1 E: 0 K: 2 S: 14 H: 2 LOB: 1 BB: 0 P: 18	R: 0 E: 0 K: 0 S: 5 H: 1 LOB: 0 BB: 1 P: 13	R: 0 E: 0 K: 1 S: 11 H: 0 LOB: 1 BB: 1 P: 18	R: 0 E: 0 K: 3 S: 15 H: 0 LOB: 1 BB: 1 P: 25	R: 0 E: 0 K: 1 S: 9 H: 0 LOB: 0 BB: 0 P: 13	R: 0 E: 0 K: 3 S: 14 H: 0 LOB: 1 BB: 0 P: 18	R: 2 E: 0 K: 0 S: 9 H: 1 LOB: 0 BB: 2 P: 19	R: 2 E: 0 K: 1 S: 24 H: 2 LOB: 1 BB: 0 P: 33		1B: 4 2B: 0 3B: 0 HR: 2	SF: 0 SAC: 1 DP: 2 HBP: 1					

AB	27
R	5
H	6
RBI	5
BB	5
SO	11
LOB	10

WP: 1 PB: 0 SB: 1 CS: 0 PA: 34

PITCHER		IP	WLS	BF	H	R	ER	SO	BB	IBB	HBP	BLK	WP	HR	S	P	ERA	WHIP
Oliver Pérez, L	(1, 1)	5.1		21	3	1	1	9	3	0	0	0	1	1	61	95	1.69	1.125
ERA: 1.69																		
16 Salomon Torres, R	(6, 1)	1.0	L	5	0	2	2	1	2	0	0	0	0	0	12	23	18.00	2.000
ERA: 18.0																		
Damaso Marte, L	(7, 1)	0.0	B	1	1	0	0	0	0	0	0	0	0	0	2	3	∞	∞
ERA:																		
55 Matt Capps, R	(7, 1)	1.2		7	2	2	2	1	0	0	1	0	0	1	26	36	10.80	1.200
ERA: 10.8																		

PITCHER	IP	WLS	BF	H	R	ER	SO	BB	IBB	HBP	BLK	WP	HR	S	P	ERA	WHIP

Batter	1	2	3	4	5	6	7	8	9	AB	R	H	RBI	BB	SO	LOB
13 Nate McLouth, L (1, 8) OBP: 0.167, SLG: 0.167	B B C X 2-1 ① P6		C S X 0-2 ① E4		B B B C C X 3-2 ③ G4-3		C C X 0-2 ③ G3		B B X 2-0 ③ P5	5	0	0	0	0	0	2
2 Jack Wilson, R (1, 6) OBP: 0.625, SLG: 0.500	C S B X 1-2 HR 1B		C B F C 1-3 ② K			C S B X 1-2 G5-4-3 1B		C B B B 4-1 BB		3	1	2	0	1	1	0
Sean Casey, L (1, 3) OBP: 0.250, SLG: 0.750	C B 1 SAFE 1 SAFE F B X 2-2 1-H HR		B F B B X 3-1 ③ P6			B 1 D C C S 2-3 ① K		C X 0-1 ① F7		4	1	1	2	0	1	2
Jason Bay, R (1, 7)	C F X 0-2 ② G3			C B F C 1-3 ① K		X 0-0 ②③ G5-4-3 1-2f		B X 1-0 ② F8		4	0	0	0	0	1	2
Craig Wilson, R (1, 9) OBP: 0.500, SLG: 0.750	C F B X 1-2 ③ P4			F B B X 2-1 1B			S B B S X 2-2 WP 1B 2B	F S D F D F F B X 3-2 ③ F8		4	1	2	0	0	0	1
Joe Randa, R (1, 5) OBP: 0.125, SLG: 0.125		C X 0-1 ① F9		1 SAFE 1 SAFE C F 1 SAFE F B B 3-3 1 SAFE F B S ② K			B B C X 2-1 ① F9		C B S B B X 3-2 1B 1B	4	0	1	0	0	1	2
Jose Castillo, R (1, 4) OBP: 0.625, SLG: 0.857		C X 0-1 2B		B C S F S 1-3 ③ K			D F B X 2-1 2-H HR 1B		S D B B F F B X 3-2 41 G3 1-3 1B	4	1	3	1	0	1	1
41 Ryan Doumit, S (1, 2)		X 0-0 ② G6-3			X 0-0 ① P5		C X 0-1 ② P6		X 0-0 ① G3 1-2	4	0	0	0	0	0	4
Victor Santos, R (1, 1) Ryan Vogelsong, R (5, 1) Damaso Marte, L (6, 1) Jeromy Burnitz, L (7, PH) OBP: 0.200, SLG: 0.800 34 John Grabow, L (7, 1) 16 Salomon Torres, R (7, 1) Roberto Hernandez, R (8, 1) 12 Freddy Sanchez, R (9, PH)		B F B F S 2-3 ③ K			B C C F B B C 2-3 ② K		B S F F F B X 2-2 1-H HR		F X 0-1 ② L1	2 0 0 1 0 0 0 0 1	0 0 0 1 0 0 0 0 0	0 0 0 1 0 0 0 0 0	0 0 0 2 0 0 0 0 0	0 0 0 0 0 0 0 0 0	2 0 0 0 0 0 0 0 2	1 0 0 0 0 0 0 0 0
Inning Stats	R: 2 E: 0 K: 0 S: 14 H: 2 LOB: 0 BB: 0 P: 20	R: 0 E: 0 K: 1 S: 8 H: 1 LOB: 1 BB: 0 P: 10	R: 0 E: 1 K: 1 S: 8 H: 0 LOB: 0 BB: 0 P: 12	R: 0 E: 0 K: 3 S: 15 H: 1 LOB: 1 BB: 0 P: 22	R: 0 E: 0 K: 1 S: 8 H: 0 LOB: 0 BB: 0 P: 13	R: 0 E: 0 K: 1 S: 7 H: 1 LOB: 0 BB: 0 P: 10	R: 3 E: 0 K: 0 S: 17 H: 3 LOB: 0 BB: 0 P: 25	R: 0 E: 0 K: 0 S: 10 H: 0 LOB: 1 BB: 1 P: 18	R: 0 E: 0 K: 0 S: 11 H: 2 LOB: 2 BB: 0 P: 19	1B: 6 2B: 2 3B: 0 HR: 2	SF: 0 SAC: 0 DP: 1 HBP: 0						

PITCHER		IP	WLS	BF	H	R	ER	SO	BB	IBB	HBP	BLK	WP	HR	S	P	ERA	WHIP
39 Chris Capuano, L ERA: 3.0	(1, 1)	6.0	W	22	5	2	2	7	0	0	0	0	0	1	60	87	3.00	0.833
52 Jose Capellan, R ERA: 27.0	(7, 1)	1.0		6	3	3	3	0	0	0	0	0	1	1	17	25	27.00	3.000
Dan Kolb, R ERA:	(8, 1)	1.0	H	4	0	0	0	0	1	0	0	0	0	0	10	18	0.00	1.000
Derrick Turnbow, R ERA:	(9, 1)	1.0	S	5	2	0	0	0	0	0	0	0	0	0	11	19	0.00	2.000

PITCHER	IP	WLS	BF	H	R	ER	SO	BB	IBB	HBP	BLK	WP	HR	S	P	ERA	WHIP

TOP

Pittsburgh Pirates @ Milwaukee Brewers

Miller Park, Milwaukee, WI

Tue Apr 04 2006, 7:05 PM CDT

Att. 15,515 - Roof Closed - 64 F

livebaseballscorecards.com

AB	36
R	5
H	10
RBI	5
BB	1
SO	7
LOB	17

WP: 1	PA: 37		
PB: 0			
SB: 0			
CS: 0			

Batter	1	2	3	4	5	6	7	8	9	AB	R	H	RBI	BB	SO	LOB
Brady Clark, R (1, 8) OBP: 0.333, SLG: 0.333	B C B F B X 3-2 K 1B	X 0-0 L9 ③			B B C B X 3-2 1B WP 1B	C F B F X 1-2 E6 7 1B 1B	B B C S X 2-2 G6-4-3 ②③ 1-2f 2-3			5	2	3	0	0	0	4
7 J.J. Hardy, R (1, 6) OBP: 0.333, SLG: 0.625	1 SAFE 1 SAFE 1 SAFE B B B C C X 3-2 F9 ①	B X 1-0 G5-3 ①			C B 1 SAFE X 1-1 F8 ①	C C X 0-2 1B 2-H 1B		C B B F B X 3-2 G4-3 ①		5	0	1	1	0	0	2
Geoff Jenkins, L (1, 9) OBP: 0.444, SLG: 0.556	1 SAFE C B B F B F F D S 3-3 K ②③ 1-2	F B X 1-1 L9 ②			F B X 1-1 WP 1-3 1B	B X 1-0 1-2 1B		B S S F X 1-2 2B		5	0	3	0	0	1	1
Carlos Lee, R (1, 7) OBP: 0.667, SLG: 1.000		B B C C X 2-2 23 1B 28 WP 1B 1B B C B X 2-1 F7 ③			C B B B D 4-1 1-2 3-H BB	X 0-0 F7 ②		D B I I 4-0 23 FC6-4 IBB		3	1	1	0	2	0	2
28 Prince Fielder, L (1, 3)	C F B S 1-3 K ① 1-2	B B C X 2-1 G3-1 ①			C F B S 1-3 K ②	F B F B S 2-3 K ③		F X 0-1 F8 ②		5	0	0	0	0	3	7
23 Rickie Weeks Jr., R (1, 4) OBP: 0.667, SLG: 0.571	C F D D X 2-2 47 BB 1B 2-3 1B	B B C S X 2-2 47 1B 1B			B B F C B X 3-2 G6-3 ③		C X 0-1 47 1B 1B 1B	C D X 1-1 FC6-4 ③ 1-2f		5	2	3	0	0	0	4
47 Corey Koskie, L (1, 5) OBP: 0.750, SLG: 0.667	D B B B 4-0 1B 1-2 BB	1 SAFE B B B B C F F F X 3-2 1-3 1B			B B X 2-0 F8 ①	B B C B X 3-1 PB 1B 1-3 1B				3	0	2	0	1	0	0
Damian Miller, R (1, 2) OBP: 0.500, SLG: 0.400	D B X 2-0 39 SH2-4 1-3 2-H 3-H 1B	B C S S 1-3 K ②			B B F H 3-1 18 HR HBP	B B X 2-0 G6-4-3 1-2 3-H 1B				3	1	2	3	0	1	2
39 Chris Capuano, L (1, 1) 18 Gabe Gross, L (6, PH) OBP: 1.000, SLG: 4.000 52 Jose Capellan, R (7, 1) 2 Bill Hall, R (7, PH) Dan Kolb, R (8, 1) Derrick Turnbow, R (9, 1)	X 0-0 SH2-4 ② 1-2	C S S 0-3 K ③			B C B F B F X 3-2 1-H HR	B F B S F X 2-2 F8 ①				1 0 0 0 0 1 2 1 1 1 2 0 0 0 0 0 0 0 0 0 0 1 0 0 0 0 0 2 0 0 0 0 0 0 0 0 0 0 0 0 0 0						
Inning Stats	R: 0 E: 0 K: 1 S: 11 H: 1 LOB: 1 BB: 0 P: 20	R: 2 E: 0 K: 1 S: 12 H: 3 LOB: 2 BB: 1 P: 23	R: 0 E: 0 K: 0 S: 5 H: 0 LOB: 0 BB: 0 P: 9	R: 0 E: 0 K: 2 S: 16 H: 2 LOB: 2 BB: 0 P: 24	R: 1 E: 0 K: 1 S: 14 H: 2 LOB: 2 BB: 1 P: 27	R: 3 E: 1 K: 1 S: 18 H: 4 LOB: 2 BB: 0 P: 30	R: 1 E: 0 K: 0 S: 12 H: 3 LOB: 1 BB: 0 P: 21	R: 0 E: 0 K: 0 S: 11 H: 1 LOB: 2 BB: 1 P: 20		1B: 14 2B: 1 3B: 0 HR: 1		SF: 0 SAC: 1 DP: 1 HBP: 1				WP: 2 PB: 1 SB: 0 CS: 0	PA: 42

PITCHER		IP	WLS	BF	H	R	ER	SO	BB	IBB	HBP	BLK	WP	HR	S	P	ERA	WHIP
Victor Santos, R ERA: 6.23	(1, 1)	4.1	L	22	8	3	3	4	2	0	0	0	2	0	52	93	6.23	2.308
Ryan Vogelsong, R ERA: 20.25	(5, 1)	1.1		9	4	3	3	1	0	0	1	0	0	1	21	35	20.25	3.000
Damaso Marte, L ERA:	(6, 1)	0.1		1	0	0	0	1	0	0	0	0	0	0	3	5	0.00	0.000
34 John Grabow, L ERA:	(7, 1)	0.0		3	3	1	1	0	0	0	0	0	0	0	5	10	∞	∞
16 Salomon Torres, R ERA: 9.0	(7, 1)	1.0		2	0	0	0	0	0	0	0	0	0	0	7	11	0.00	0.000

PITCHER		IP	WLS	BF	H	R	ER	SO	BB	IBB	HBP	BLK	WP	HR	S	P	ERA	WHIP
Roberto Hernandez, R ERA:	(8, 1)	1.0		5	1	0	0	0	0	1	0	0	0	0	11	20	0.00	1.000

BOTTOM

Pittsburgh Pirates @ Milwaukee Brewers

Miller Park, Milwaukee, WI

Tue Apr 04 2006, 7:05 PM CDT

Att. 15,515 - Roof Closed - 64 F

livebaseballscorecards.com

AB	37
R	7
H	16
RBI	6
BB	3
SO	6
LOB	26

Batter	1	2	3	4	5	6	7	8	9	AB	R	H	RBI	BB	SO	LOB
6 Chris Duffy, L (1, 8) OBP: 0.111, SLG: 0.111	P5		B3		G3-1			G3	P6	5	0	0	0	0	0	3
2 Jack Wilson, R (1, 6) OBP: 0.500, SLG: 0.333	G6-3 HBP		G5-3			F8		G5-3		3	0	0	0	0	0	0
Sean Casey, L (1, 3) OBP: 0.333, SLG: 0.667	G6-3 1-2f			G6-4-3 1B		G6-3		1B		4	0	2	0	0	0	1
José Hernández, R (8, PR) (8, 3)										0	0	0	0	0	0	0
Jason Bay, R (1, 7) OBP: 0.417, SLG: 0.500		WP E BB		G6-4-3 1-2f		HR		K		3	2	1	1	1	1	2
Jeromy Burnitz, L (1, 9) OBP: 0.333, SLG: 0.667		K 1-2		1B 1B		1B			L9	4	0	2	0	0	1	1
Joe Randa, R (1, 5) OBP: 0.250, SLG: 0.250		E9 2-H		1-2 1B		F7			41 BB BB 1B	4	0	2	0	0	0	1
13 Nate McLouth, L (9, PR) OBP: 0.167, SLG: 0.167										0	0	0	0	0	0	0
Jose Castillo, R (1, 4) OBP: 0.417, SLG: 0.545		G6-3		L8			G1-3		K	4	0	0	0	0	1	4
11 Humberto Cota, R (1, 2) OBP: 0.167, SLG: 0.167		G4-3			P3		G6-3		41 BB 1-2 BB	3	0	0	0	0	0	1
Craig Wilson, R (9, PH) OBP: 0.600, SLG: 0.750										0	0	0	0	1	0	0
57 Zach Duke, L (1, 1)			G6-3		K		P3		1-2 2-3 BB	2	0	0	0	0	1	0
12 Freddy Sanchez, R (7, PH)										1	0	0	0	0	0	0
16 Salomon Torres, R (7, 1)										0	0	0	0	0	0	0
Damaso Marte, L (8, 1)										0	0	0	0	0	0	0
Roberto Hernandez, R (8, 1)										0	0	0	0	0	0	0
41 Ryan Doumit, S (9, PH)										0	0	0	0	1	0	0
Inning Stats	R: 0 E: 0 K: 0 S: 5 H: 0 LOB: 0 BB: 0 P: 8	R: 1 E: 1 K: 1 S: 10 H: 0 LOB: 1 BB: 1 P: 21	R: 0 E: 0 K: 0 S: 5 H: 0 LOB: 0 BB: 0 P: 6	R: 0 E: 0 K: 0 S: 15 H: 3 LOB: 2 BB: 0 P: 20	R: 0 E: 0 K: 1 S: 8 H: 0 LOB: 0 BB: 0 P: 10	R: 1 E: 0 K: 0 S: 8 H: 2 LOB: 1 BB: 0 P: 8	R: 0 E: 0 K: 0 S: 10 H: 0 LOB: 0 BB: 0 P: 13	R: 0 E: 0 K: 1 S: 11 H: 1 LOB: 1 BB: 0 P: 16	R: 0 E: 0 K: 1 S: 14 H: 1 LOB: 3 BB: 2 P: 23	1B: 6 2B: 0 3B: 0 HR: 1 SF: 0 SAC: 0 DP: 2 HBP: 1						

PITCHER		IP	WLS	BF	H	R	ER	SO	BB	IBB	HBP	BLK	WP	HR	S	P	ERA	WHIP
Tomo Ohka, R ERA: 1.29	(1, 1)	7.0		27	5	2	1	2	1	0	1	0	1	1	61	86	1.29	0.857
Matt Wise, R ERA:	(8, 1)	1.0	W	4	1	0	0	1	0	0	0	0	0	0	11	16	0.00	1.000
Derrick Turnbow, R ERA:	(9, 1)	1.0	S	6	1	0	0	1	2	0	0	0	0	0	14	23	0.00	3.000

PITCHER	IP	WLS	BF	H	R	ER	SO	BB	IBB	HBP	BLK	WP	HR	S	P	ERA	WHIP

TOP

Pittsburgh Pirates @ Milwaukee Brewers

Miller Park, Milwaukee, WI

Wed Apr 05 2006, 7:05 PM CDT
Att. 15,430 - Roof Closed - 64 F

livebaseballscorecards.com

AB	33
R	2
H	7
RBI	1
BB	3
SO	4
LOB	13

1B: 6	SF: 0	WP: 1	PA: 37
2B: 0	SAC: 0	PB: 0	
3B: 0	DP: 2	SB: 0	
HR: 1	HBP: 1	CS: 0	

BOTTOM

Pittsburgh Pirates @ Milwaukee Brewers

Miller Park, Milwaukee, WI

Wed Apr 05 2006, 7:05 PM CDT

Att. 15,430 - Roof Closed - 64 F

livebaseballscorecards.com

Batter	1	2	3	4	5	6	7	8	9	AB	R	H	RBI	BB	SO	LOB
Brady Clark, R (1, 8) OBP: 0.308, SLG: 0.250	L9	K			F9		7 G5-4-3 BB			3	0	0	0	1	1	2
7 J.J. Hardy, R (1, 6) OBP: 0.462, SLG: 0.909	1B 1B	BB			HR		G5-4-3 1-2f			3	1	2	1	1	0	1
Geoff Jenkins, L (1, 9) OBP: 0.462, SLG: 0.500	BB 1-3 1B	K			K			2 BB 28 1B BB		3	1	1	0	1	2	3
Carlos Lee, R (1, 7) OBP: 0.615, SLG: 0.889 1 Corey Hart, R (9, 7)	BB 1-2		G4-3		2 E 2B			F9		3 0	1 0	1 0	0 0	1 0	0 0	1 0
2 Bill Hall, R (1, 5)	K		P3		E6 23 CS 2-H			28 1B BB 1-2		3	0	0	0	1	1	3
23 Rickie Weeks Jr., R (1, 4) OBP: 0.462, SLG: 0.364	F8		G1-4-3		CS 1-2	G5-3		K		4	0	0	0	0	1	5
28 Prince Fielder, L (1, 3) OBP: 0.154, SLG: 0.083		SH2-4 1B BB		G4-3		F8		BB 1-3 2-H 1B		3	0	1	1	1	0	0
Damian Miller, R (1, 2) OBP: 0.500, SLG: 0.375		SH2-4 1-2 1B		G6-3		L9		FC4-6 1-2 BB		3	0	1	0	1	0	0
Tomo Ohka, S (1, 1)		SH2-4 1-2 2-3		G6-3			K	FC4-6 1-2f		1	0	0	0	0	0	0
18 Gabe Gross, L (7, PH) OBP: 0.500, SLG: 2.000										1	0	0	0	0	1	0
Matt Wise, R (8, 1)										0	0	0	0	0	0	0
Jeff Cirillo, R (8, PH) OBP: 0.500, SLG: 0.500										1	0	0	0	0	0	3
Derrick Turnbow, R (9, 1)										0	0	0	0	0	0	0
Inning Stats	R: 0 E: 0 K: 1 S: 16 H: 2 LOB: 3 BB: 1 P: 27	R: 0 E: 0 K: 2 S: 10 H: 1 LOB: 3 BB: 2 P: 19	R: 0 E: 0 K: 0 S: 6 H: 0 LOB: 0 BB: 0 P: 12	R: 0 E: 0 K: 0 S: 7 H: 0 LOB: 0 BB: 0 P: 8	R: 2 E: 1 K: 1 S: 11 H: 2 LOB: 0 BB: 0 P: 19	R: 0 E: 0 K: 0 S: 4 H: 0 LOB: 0 BB: 0 P: 6	R: 0 E: 0 K: 1 S: 7 H: 0 LOB: 0 BB: 1 P: 11	R: 1 E: 0 K: 1 S: 18 H: 1 LOB: 3 BB: 3 P: 35		1B: 4 2B: 1 3B: 0 HR: 1 SF: 0 SAC: 1 DP: 1 HBP: 0						

AB	28
R	3
H	6
RBI	2
BB	7
SO	6
LOB	18

WP: 0 PA: 37
PB: 0
SB: 0
CS: 1

PITCHER		IP	WLS	BF	H	R	ER	SO	BB	IBB	HBP	BLK	WP	HR	S	P	ERA	WHIP
57 Zach Duke, L ERA: 1.5	(1, 1)	6.0		26	5	2	1	4	3	0	0	0	0	1	54	91	1.50	1.333
16 Salomon Torres, R ERA: 6.0	(7, 1)	1.0		3	0	0	0	1	1	0	0	0	0	0	7	11	0.00	1.000
Damaso Marte, L ERA: 27.0	(8, 1)	0.0	L	1	0	1	1	0	1	0	0	0	0	0	6	10	∞	∞
Roberto Hernandez, R ERA:	(8, 1)	1.0		6	1	0	0	1	2	0	0	0	0	0	12	25	0.00	3.000

PITCHER	IP	WLS	BF	H	R	ER	SO	BB	IBB	HBP	BLK	WP	HR	S	P	ERA	WHIP

Batter	1	2	3	4	5	6	7	8	9	AB	R	H	RBI	BB	SO	LOB
6 Chris Duffy, L (1, 8) OBP: 0.143, SLG: 0.077	H 1-0 2 2B HBP		C F F T 0-2 ② K	C S B B C 2-3 ③ K		X 0-0 ③ FC4-6 1-2f			B C L F F B S 2-3 ① K	4	0	0	0	0	3	4
2 Jack Wilson, R (1, 6) OBP: 0.412, SLG: 0.357	1 SAFE C F F X 0-2 1-3 2B		B C B X 2-1 ③ F9		C F B X 1-2 ① F7		X 0-0 ① B1-3		C C S 0-3 ② K	5	0	1	0	0	1	0
Sean Casey, L (1, 3) OBP: 0.294, SLG: 0.500	C X 0-1 ① P2			B S H 2-1 1B HR HBP	F B B C B X 3-2 ② F7		C X 0-1 ② G6-3		B F X 1-1 ③ G3-1	4	1	0	0	0	0	2
Jason Bay, R (1, 7) OBP: 0.438, SLG: 0.500	C B S B X 2-2 ② G1-3			F B C X 1-2 1-2 HR 1B	X 0-0 1B		C B C C 1-3 ③ K			4	1	2	0	0	1	2
Jeromy Burnitz, L (1, 9) OBP: 0.231, SLG: 0.462	F F X 0-2 ③ F9			C S B S 1-3 ① K	F F B X 1-2 ③ G4-3			C B X 1-1 ① G5-3		4	0	0	0	0	1	5
Joe Randa, R (1, 5) OBP: 0.250, SLG: 0.438		B B X 2-0 ① F8		B C S B F X 2-2 1-H 2-H HR		C X 0-1 ① L8		C B B X 2-1 ② G5-3		4	1	1	3	0	0	0
Jose Castillo, R (1, 4) OBP: 0.500, SLG: 0.600		B B C F F S 2-3 ② K		F F B B X 2-2 45 SH1-4 41 HBP 1B		C B X 1-1 12 1B 1B		C B C X 1-2 41 HR 1B		4	1	3	0	0	1	0
41 Ryan Doumit, S (1, 2) OBP: 0.333, SLG: 0.571		B S S X 1-2 ③ G2-3		H 1-0 45 SH1-4 1-2 HBP		B X 1-0 ② F7		B B 1 SAFE C X 2-1 1-H HR		3	1	1	2	0	0	1
45 Ian Snell, R (1, 1) 12 Freddy Sanchez, R (6, PH) OBP: 0.250, SLG: 0.250 34 John Grabow, L (6, 1) Craig Wilson, R (8, PH) OBP: 0.500, SLG: 0.600 Michael Gonzalez, R (8, 1)			B C S B S 2-3 ① K	L L X 0-2 ② SH1-4 1-2 2-3		1 SAFE F F B B B F 1 SAFE F X 2-2 6 FC4-6 1-3 1B		F B F B S 2-3 ③ K		1 1 0 1 0	0 0 0 0 0	0 1 0 0 0	0 0 0 0 0	0 0 0 0 0	1 0 0 1 0	0 0 0 0 0
Inning Stats	R: 0 H: 1 E: 0 LOB: 2 K: 0 BB: 0 S: 12 P: 15	R: 0 H: 0 E: 0 LOB: 0 K: 1 BB: 0 S: 8 P: 13	R: 0 H: 0 E: 0 LOB: 0 K: 2 BB: 0 S: 9 P: 13	R: 3 H: 3 E: 0 LOB: 2 K: 2 BB: 0 S: 20 P: 31	R: 0 H: 1 E: 0 LOB: 1 K: 0 BB: 0 S: 10 P: 15	R: 0 H: 2 E: 0 LOB: 2 K: 0 BB: 0 S: 11 P: 15	R: 0 H: 0 E: 0 LOB: 0 K: 1 BB: 0 S: 6 P: 7	R: 2 H: 2 E: 0 LOB: 0 K: 1 BB: 0 S: 12 P: 20	R: 0 H: 0 E: 0 LOB: 0 K: 2 BB: 0 S: 10 P: 13	1B: 6 SF: 0 2B: 1 SAC: 1 3B: 0 DP: 0 HR: 2 HBP: 3						WP: 0 PA: 39 PB: 0 SB: 0 CS: 0

TOP

Pittsburgh Pirates @ Cincinnati Reds

Great American Ball Park, Cincinnati, OH

Thu Apr 06 2006, 7:10 PM EDT

Att. 13,887 - Rain - 51 F

livebaseballscorecards.com

AB	35
R	5
H	9
RBI	5
BB	0
SO	9
LOB	14

PITCHER		IP	WLS	BF	H	R	ER	SO	BB	IBB	HBP	BLK	WP	HR	S	P	ERA	WHIP
Brandon Claussen, L ERA: 5.4	(1, 1)	5.0		23	5	3	3	5	0	0	3	0	0	1	59	87	5.40	1.000
Mike Burns, R ERA: 4.5	(6, 1)	1.0	H	5	2	0	0	0	0	0	0	0	0	0	11	15	0.00	2.000
Rick White, R ERA: 9.0	(7, 1)	2.0	W	8	2	2	2	2	0	0	0	0	0	1	18	27	9.00	1.000
25 David Weathers, R ERA:	(9, 1)	1.0	S	3	0	0	0	2	0	0	0	0	0	0	10	13	0.00	0.000

PITCHER	IP	WLS	BF	H	R	ER	SO	BB	IBB	HBP	BLK	WP	HR	S	P	ERA	WHIP

BOTTOM

Pittsburgh Pirates @ Cincinnati Reds

Great American Ball Park, Cincinnati, OH

Thu Apr 06 2006, 7:10 PM EDT

Att. 13,887 - Rain - 51 F

livebaseballscorecards.com

Batter	1	2	3	4	5	6	7	8	9	AB	R	H	RBI	BB	SO	LOB
Tony Womack, L (1, 4) OBP: 0.556, SLG: 0.571	B C X 1-1 F7 ①	C S B F X 1-2 1B 2-H 3-H 1B		X 0-0 SH1-3 1B	B X 1-0 F8 ③			B C L B L 2-3 K ①		5	0	2	2	0	1	3
Felipe Lopez, S (1, 6) OBP: 0.467, SLG: 0.417	B B X 2-0 1B 2B	1 SAFE 1 SAFE C P X 1-1 BB 1-3 1B		B X 1-0 SH1-3 ① 1-2		C B B S B B 4-2 G4-6-3 BB		B C X 1-1 1B 1-2 1B		3	1	3	0	1	0	0
Ken Griffey Jr., L (1, 8) OBP: 0.333, SLG: 0.500	C 2 SAFE B F B B F B X 3-2 FC5-4 2-H 1B	B B B B 4-0 BB 1-2		F F S 0-3 K ②		B X 1-0 G4-6-3 ① ② 1-2f		X 0-0 P6 ②		4	0	1	1	1	1	4
Adam Dunn, L (1, 7) OBP: 0.500, SLG: 1.083	B S C S 1-3 K ②	X 0-0 F7 ③		C F B F X 1-2 G1-3 ③		X 0-0 HR		B S S X 1-2 1-3 2-H 1B		5	1	2	2	0	1	5
Rich Aurilia, R (1, 5) OBP: 0.273, SLG: 0.600	D F X 1-1 FC5-4 ③ 1-2f		B X 1-0 P3 ①		F F X 0-2 L7 ①	B X 1-0 G5-3 ③		C X 0-1 G5-3 ③		5	0	0	0	0	0	3
Scott Hatteberg, L (1, 3) OBP: 0.600, SLG: 0.833		B C T X 1-2 1B 1B 1B	B X 1-0 F7 ②		B B B B 4-0 12 1B BB		B B X 2-0 P6 ①			3	2	1	0	1	0	0
Austin Kearns, R (1, 9) OBP: 0.385, SLG: 0.500	C S B F F B S 2-3 K ①	B S X 1-1 2B			B F C F F B S 2-3 K ②		B F B S F C 2-3 K ②			4	0	1	0	0	3	2
Javier Valentin, S (1, 2) OBP: 0.444, SLG: 0.375	X 0-0 SH3 1B 1-3 1B	I I I I 4-0 IBB			X 0-0 12 1B 1-2 1B		B S B X 2-1 F9 ③			3	1	2	0	1	0	0
Brandon Claussen, R (1, 1) 12 Edwin Encarnación, R (5, PH) OBP: 0.350, SLG: 0.333 Mike Burns, R (6, 1) Rick White, R (7, 1) 27 Chris Denorfia, R (8, PH) OBP: 1.000, SLG: 1.500 25 David Weathers, R (9, 1)	X 0-0 SH3 ② 1-2	B F S B B C 2-3 K ③			C X 0-1 1-2 2-H 1B			B F B B B X 3-1 1B 1B		1 1 0 0 1 0	0 0 0 0 1 0	0 1 0 0 1 0	0 1 0 0 0 0	0 0 0 0 0 0	1 0 0 0 0 0	2 0 0 0 0 0
Inning Stats	R: 1 E: 0 K: 1 S: 12 H: 2 LOB: 1 BB: 0 P: 20	R: 2 E: 0 K: 1 S: 18 H: 4 LOB: 3 BB: 1 P: 26	R: 0 E: 0 K: 1 S: 7 H: 1 LOB: 2 BB: 1 P: 16	R: 0 E: 0 K: 1 S: 9 H: 1 LOB: 1 BB: 0 P: 11	R: 1 E: 0 K: 1 S: 12 H: 2 LOB: 2 BB: 1 P: 19	R: 1 E: 0 K: 0 S: 5 H: 1 LOB: 0 BB: 1 P: 11	R: 0 E: 0 K: 1 S: 7 H: 0 LOB: 0 BB: 0 P: 13	R: 1 E: 0 K: 1 S: 13 H: 3 LOB: 2 BB: 0 P: 20		1B: 11 2B: 2 3B: 0 HR: 1		SF: 0 SAC: 2 DP: 1 HBP: 0		WP: 0 PB: 0 SB: 0 CS: 0	PA: 41	

PITCHER		IP	WLS	BF	H	R	ER	SO	BB	IBB	HBP	BLK	WP	HR	S	P	ERA	WHIP
45 Ian Snell, R ERA: 7.2	(1, 1)	5.0		28	10	4	4	5	2	1	0	0	0	0	58	92	7.20	2.400
34 John Grabow, L ERA: 9.0	(6, 1)	2.0		7	1	1	1	1	1	0	0	0	0	1	12	24	4.50	1.000
Michael Gonzalez, L ERA: 9.0	(8, 1)	1.0	L	6	3	1	1	1	0	0	0	0	0	0	13	20	9.00	3.000

PITCHER	IP	WLS	BF	H	R	ER	SO	BB	IBB	HBP	BLK	WP	HR	S	P	ERA	WHIP

Batter	1	2	3	4	5	6	7	8	9	AB	R	H	RBI	BB	SO	LOB
13 Nate McLouth, L (1, 8) OBP: 0.182, SLG: 0.273	B C B T X 2-2 ① F9		B C B X 2-1 ③ G4-3			C F X 0-2 HR 2B	C F C 0-3 ③ K		B B C F C 2-3 ① K	5	1	1	0	0	2	1
José Hernández, R (1, 6) OBP: 0.400, SLG: 0.250 2 Jack Wilson, R (9, PR) OBP: 0.412, SLG: 0.357	C X 0-1 1B			B C F X 1-2 ① G4-3		B X 1-0 ① F8		F B F B F X 2-2 ① L3	B B B B 4-0 FC5 BB BB	4 0	0 0	1 0	0 0	1 0	0 0	1 0
Sean Casey, L (1, 3) OBP: 0.364, SLG: 0.700 6 Chris Duffy, L (9, PR) OBP: 0.143, SLG: 0.077	C F B B X 2-2 ② F8			C B C X 1-2 ② F8		C X 0-1 2-H HR		C B B X 2-1 1B FC4-6 2B	B B C B B 4-1 1-2 FC5 BB	4 0	2 0	2 0	2 0	1 0	0 0	1 0
Jason Bay, R (1, 7) OBP: 0.429, SLG: 0.471	C B C B B S 3-3 ③ K			C F B X 1-2 1B		C C X 0-2 ② G5-3		C X 0-1 2-3 FC4-6 1B	X 0-0 1-2 2-3f ② FC5	5	0	2	0	0	1	3
Jeromy Burnitz, L (1, 9) OBP: 0.222, SLG: 0.389		B S F X 1-2 ① P6		C B X 1-1 ③ G5-3		F B X 1-1 1B		B X 1-0 ② 1-2f 3-H FC4-6 FC6-4	C F S 0-3 ③ K2-3	5	0	1	1	0	1	4
Joe Randa, R (1, 5) OBP: 0.200, SLG: 0.350		B X 1-0 ② G6-3			C B C X 1-2 ① P3	S B F X 1-2 ③ F9		C F X 0-2 ③ 1-2f FC6-4		4	0	0	0	0	0	2
Jose Castillo, R (1, 4) OBP: 0.450, SLG: 0.500		C B F X 1-2 ③ G1-3			X 0-0 E6		F F B F T 1-2 ① K		B F B F B B 4-2 41 1B 41 E BB	3	1	0	0	1	1	0
41 Ryan Doumit, S (1, 2) OBP: 0.385, SLG: 0.500			C H 1-1 28 B2-6-3 HBP		B X 1-0 ② F7		B B F B X 3-1 ② F7		B B C F X 2-2 1-H HR E7 1B	3	1	1	0	0	0	1
28 Paul Maholm, L (1, 1) 12 Freddy Sanchez, R (7, PH) OBP: 0.400, SLG: 0.400 34 John Grabow, L (7, 1) 55 Matt Capps, R (7, 1) Damaso Marte, L (8, 1) Craig Wilson, R (9, PH) OBP: 0.571, SLG: 1.167			L B X 1-1 ① ② 1-2f B2-6-3		C S B X 1-2 ③ G5-3		X 0-0 1B		C S X 0-2 2-H HR	2 1 0 0 0 1	0 0 0 0 0 1	0 1 0 0 0 1	0 0 0 0 0 2	0 0 0 0 0 0	0 0 0 0 0 0	2 0 0 0 0 0
Inning Stats	R: 0 E: 0 K: 1 S: 11 H: 1 LOB: 1 BB: 0 P: 18	R: 0 E: 0 K: 0 S: 7 H: 0 LOB: 0 BB: 0 P: 10	R: 0 E: 0 K: 0 S: 5 H: 0 LOB: 0 BB: 0 P: 9	R: 0 E: 0 K: 0 S: 11 H: 1 LOB: 1 BB: 0 P: 15	R: 0 E: 1 K: 0 S: 8 H: 0 LOB: 1 BB: 0 P: 11	R: 2 E: 0 K: 0 S: 14 H: 3 LOB: 1 BB: 0 P: 17	R: 0 E: 0 K: 2 S: 10 H: 1 LOB: 1 BB: 0 P: 14	R: 1 E: 0 K: 0 S: 12 H: 2 LOB: 1 BB: 0 P: 17	R: 3 E: 1 K: 2 S: 17 H: 2 LOB: 2 BB: 3 P: 33	1B: 6 2B: 2 3B: 0 HR: 2	SF: 0 SAC: 0 DP: 1 HBP: 1						

PITCHER		IP	WLS	BF	H	R	ER	SO	BB	IBB	HBP	BLK	WP	HR	S	P	ERA	WHIP
22 Eric Milton, L ERA: 2.57	(1, 1)	7.0	W	28	6	2	2	3	0	0	1	0	0	1	66	94	2.57	0.857
56 Todd Coffey, R ERA: 3.38	(8, 1)	1.0		5	2	1	1	0	0	0	0	0	0	0	12	17	9.00	2.000
Chris Hammond, L ERA:	(9, 1)	0.0		2	1	2	2	0	1	0	0	0	0	0	5	11	∞	∞
25 David Weathers, R ERA: 3.38	(9, 1)	0.2	H	5	1	1	1	1	2	0	0	0	0	1	8	18	13.50	4.500
Kent Mercker, L ERA: 9.0	(9, 1)	0.1	S	1	0	0	0	1	0	0	0	0	0	0	4	4	0.00	0.000

PITCHER	IP	WLS	BF	H	R	ER	SO	BB	IBB	HBP	BLK	WP	HR	S	P	ERA	WHIP

TOP

Pittsburgh Pirates @ Cincinnati Reds

Great American Ball Park, Cincinnati, OH

Fri Apr 07 2006, 7:10 PM EDT

Att. 16,573 - Overcast - 60 F

livebaseballscorecards.com

AB	37
R	6
H	10
RBI	5
BB	3
SO	5
LOB	15

PA: 41

BOTTOM

Pittsburgh Pirates @ Cincinnati Reds

Great American Ball Park, Cincinnati, OH

Fri Apr 07 2006, 7:10 PM EDT
Att. 16,573 - Overcast - 60 F

livebaseballscorecards.com

Batter	1	2	3	4	5	6	7	8	9	AB	R	H	RBI	BB	SO	LOB
6 Ryan Freel, R (1, 4) OBP: 0.636, SLG: 0.714	C C B F B X 2-2 G3 2B		C B F B B B 4-2 HR BB	B C B B C X 3-2 ② G6-3		C D B B C X 3-2 ③ P3		X 0-0 1B 1-2 1B		4	1	2	0	1	0	1
Felipe Lopez, S (1, 6) OBP: 0.500, SLG: 0.824	B B B C S S 3-3 ① K		B X 1-0 1-H HR	B B C S F B X 3-2 ③ G1-3			X 0-0 HR	X 0-0 1-2 2-3 1B		5	2	3	3	0	1	1
Ken Griffey Jr., L (1, 8) OBP: 0.300, SLG: 0.412	B B C C X 2-2 ② G3 2-3		B C C X 1-2 ① F8		B X 1-0 1B		X 0-0 ① P4	X 0-0 ② P5		5	0	1	0	0	0	4
Rich Aurilia, R (1, 3) (8, 5) OBP: 0.188, SLG: 0.400	B X 1-0 ③ L9		X 0-0 ② G6-3		C C X 0-2 ① F7		C F B X 1-2 ② F9	B C B X 2-1 ③ L6		5	0	0	0	0	0	5
Adam Dunn, L (1, 7) OBP: 0.556, SLG: 1.000		C F B B B B 4-2 G3 12 BB 26 G6-3 BB	B B B C B 4-1 12 2B 2B BB		C C F C 0-3 ② K		X 0-0 1B			2	2	1	0	2	1	1
12 Edwin Encarnación, R (1, 5) OBP: 0.357, SLG: 0.417 56 Todd Coffey, R (8, 1) Chris Hammond, L (9, 1) 25 David Weathers, R (9, 1) Kent Mercker, L (9, 1)		B B B C B 4-1 26 G6-3 G3 1-2 BB	B D X 2-0 1-3 2B 2B		X 0-0 ③ F9		B F X 1-1 ③ P5			3 0 0 0 0	1 0 0 0 0	1 0 0 0 0	0 0 0 0 0	1 0 0 0 0	0 0 0 0 0	2 0 0 0 0
Austin Kearns, R (1, 9) OBP: 0.353, SLG: 0.500		B C D S X 2-2 ① G3 1-2 2-3	B B X 2-0 2-H 3-H 2B			F F X 0-2 ① G5-3		S S F F B F S S 1-3 ① K		4	0	1	2	0	1	2
26 David Ross, R (1, 2) OBP: 0.250, SLG: 0.667		X 0-0 ② G6-3 2-3 3-H	B X 1-0 ③ L7			S B B B B B 4-1 22 SH5-4 BB		X 0-0 HR		3	1	1	2	1	0	2
22 Eric Milton, L (1, 1) Scott Hatteberg, L (8, 3) OBP: 0.636, SLG: 0.833		C B X 1-1 ③ G6-3		C B C S 1-3 ① K		X 0-0 ② SH5-4 1-2		C B F B F B B B 4-2 1B 6 1B BB		2 0	0 0	0 0	0 0	0 1	1 0	1 0
Inning Stats	R: 0 H: 1 E: 0 LOB: 1 K: 1 BB: 0 S: 11 P: 19	R: 1 H: 0 E: 0 LOB: 1 K: 0 BB: 2 S: 9 P: 20	R: 4 H: 3 E: 0 LOB: 1 K: 0 BB: 2 S: 11 P: 26	R: 0 H: 0 E: 0 LOB: 0 K: 1 BB: 0 S: 10 P: 17	R: 0 H: 1 E: 0 LOB: 1 K: 1 BB: 0 S: 9 P: 10	R: 0 H: 0 E: 0 LOB: 1 K: 0 BB: 1 S: 8 P: 15	R: 1 H: 2 E: 0 LOB: 1 K: 0 BB: 0 S: 8 P: 10	R: 1 H: 3 E: 0 LOB: 3 K: 1 BB: 1 S: 15 P: 22		1B: 4 SF: 0 2B: 3 SAC: 1 3B: 0 DP: 0 HR: 3 HBP: 0						

	AB	33
	R	7
	H	10
	RBI	7
	BB	6
	SO	4
	LOB	19

WP: 0 PA: 40
PB: 0
SB: 0
CS: 0

PITCHER		IP	WLS	BF	H	R	ER	SO	BB	IBB	HBP	BLK	WP	HR	S	P	ERA	WHIP
28 Paul Maholm, L ERA: 7.5	(1, 1)	6.0	L	28	5	5	5	3	5	0	0	0	0	1	58	107	7.50	1.667
34 John Grabow, L ERA: 10.13	(7, 1)	0.2		4	2	1	1	0	0	0	0	0	0	1	6	7	13.50	3.000
55 Matt Capps, R ERA: 11.57	(7, 1)	0.2		6	3	1	1	1	1	0	0	0	0	1	14	20	13.50	6.000
Damaso Marte, L ERA: 9.0	(8, 1)	0.2		2	0	0	0	0	0	0	0	0	0	0	3	5	0.00	0.000

PITCHER	IP	WLS	BF	H	R	ER	SO	BB	IBB	HBP	BLK	WP	HR	S	P	ERA	WHIP

Batter	1	2	3	4	5	6	7	8	9	AB	R	H	RBI	BB	SO	LOB
6 Chris Duffy, L (1, 8) OBP: 0.158, SLG: 0.167	C F S 0-3 ① K		S S S 0-3 ② K		C F X 0-2 ② G3		C X 0-1 1-3 2 2B 2B		C X 0-1 ① F8	5	1	1	0	0	2	0
2 Jack Wilson, R (1, 6) OBP: 0.455, SLG: 0.444	B S B F X 2-2 ② P4		B C S F B X 2-2 1B		B C X 1-1 ③ F7		B C F X 1-2 2-H 3-H 2B		B B B B 4-0 1B 1B 12 1B BB	4	1	2	2	1	0	0
Sean Casey, L (1, 3) OBP: 0.333, SLG: 0.600	C B T X 1-2 ③ G3		C 1 SAFE B X 1-1 ③ F8			B F X 1-1 ① G3-1	C C C 1-3 ③ K		D C D X 2-1 1-2 12 1B 1B	5	1	1	0	0	1	2
Jason Bay, R (1, 7) OBP: 0.500, SLG: 0.571		C B B S F F F X 2-2 HR 2B		S B B X 2-1 ① G5-3		C B B X 2-1 1B		C B S B B F F B 4-2 G3 WP 12 2B BB	C X 0-1 12 1B 1-2 2-3 BLK 1B	4	3	3	0	1	0	0
Jeromy Burnitz, L (1, 9) OBP: 0.182, SLG: 0.318 34 John Grabow, L (8, 1) José Hernández, R (9, PH) OBP: 0.333, SLG: 0.200		F T B F B B F S 3-3 ① K		B T C F B F B S 3-3 ② K		S S B S 1-3 ② K		B B B B C X 3-1 ① G3 1-3	C S S 0-3 ② K	4 0 1	0 0 0	0 0 0	0 0 0	0 0 0	3 0 1	3 0 3
12 Freddy Sanchez, R (1, 5) OBP: 0.500, SLG: 0.700	B F X 1-1 ② G1-3			B X 1-0 1B 2B		C F X 0-2 ③ G5-3		F F X 0-2 3-H 2B	B C C F X 1-2 1-3 2-H 3-H BLK 1B	5	1	3	3	0	0	2
Jose Castillo, R (1, 4) OBP: 0.520, SLG: 0.682	B B S B X 3-1 2-H HR		B C B B S X 3-2 2-H 1B				B X 1-0 6 2B 2 2B 1B	B B B B 4-0 BB	B C B S F X 2-2 ③ G6-3 1-2 3-H	4	2	3	3	1	0	1
11 Humberto Cota, R (1, 2) OBP: 0.125, SLG: 0.125 Ryan Vogelsong, R (4, 1) 13 Nate McLouth, L (7, PH) OBP: 0.167, SLG: 0.250 16 Salomon Torres, R (7, 1) Craig Wilson, R (8, PH) OBP: 0.500, SLG: 1.000 (8, 9)	B C S S 1-3 ③ K			1 SAFE S S C 0-3 ③ K			B C S S B S 2-3 ① K	C C S 0-3 ② K		2 0 1 0 1	0 0 0 0 0	0 0 0 0 0	0 0 0 0 0	2 0 1 0 1	1 0 1 0 2
Oliver Pérez, L (1, 1) OBP: 0.250, SLG: 0.250 41 Ryan Doumit, S (4, 2) OBP: 0.313, SLG: 0.385			B C S S X 1-2 ① F8		C S B B B S 3-3 ① K		F B F S 1-3 ② K	C B F S 1-3 ③ K		1 3	0 0	0 0	0 0	0 0	0 3	0 3
Inning Stats	R: 0 H: 0 E: 0 LOB: 0 K: 1 BB: 0 S: 9 P: 12	R: 2 H: 2 E: 0 LOB: 0 K: 2 BB: 0 S: 18 P: 28	R: 0 H: 1 E: 0 LOB: 1 K: 1 BB: 0 S: 12 P: 16	R: 1 H: 2 E: 0 LOB: 1 K: 2 BB: 0 S: 14 P: 23	R: 0 H: 0 E: 0 LOB: 0 K: 1 BB: 0 S: 8 P: 12	R: 0 H: 1 E: 0 LOB: 1 K: 1 BB: 0 S: 10 P: 14	R: 2 H: 3 E: 0 LOB: 1 K: 3 BB: 0 S: 15 P: 21	R: 1 H: 1 E: 0 LOB: 2 K: 2 BB: 2 S: 15 P: 27	R: 3 H: 3 E: 0 LOB: 1 K: 1 BB: 1 S: 17 P: 26	1B: 7 SF: 0 2B: 5 SAC: 0 3B: 0 DP: 0 HR: 1 HBP: 0						WP: 1 PA: 43 PB: 0 SB: 0 CS: 0

TOP

Pittsburgh Pirates @ Cincinnati Reds

Great American Ball Park, Cincinnati, OH

Sat Apr 08 2006, 1:15 PM EDT

Att. 20,262 - Partly Cloudy - 45 F

livebaseballscorecards.com

AB	40
R	9
H	13
RBI	8
BB	3
SO	14
LOB	18

PITCHER		IP	WLS	BF	H	R	ER	SO	BB	IBB	HBP	BLK	WP	HR	S	P	ERA	WHIP
39 Aaron Harang, R ERA: 8.49	(1, 1)	6.2	W	28	8	5	5	10	0	0	0	0	0	1	80	118	6.75	1.200
Mike Burns, R ERA: 3.86	(7, 1)	0.1		2	1	0	0	1	0	0	0	0	0	0	6	8	0.00	3.000
31 Matt Belisle, R ERA: 4.5	(8, 1)	1.0		6	1	1	1	2	2	0	0	0	1	0	15	27	9.00	3.000
Chris Hammond, L ERA: 189.0	(9, 1)	0.1		4	2	3	3	0	1	0	0	0	0	0	6	12	81.00	9.000
Rick White, R ERA: 7.36	(9, 1)	0.2	S	3	1	0	0	1	0	0	0	1	0	0	11	14	0.00	1.500

PITCHER	IP	WLS	BF	H	R	ER	SO	BB	IBB	HBP	BLK	WP	HR	S	P	ERA	WHIP

BOTTOM

Pittsburgh Pirates @ Cincinnati Reds

Great American Ball Park, Cincinnati, OH

Sat Apr 08 2006, 1:15 PM EDT
Att. 20,262 - Partly Cloudy - 45 F

livebaseballscorecards.com

Batter	1	2	3	4	5	6	7	8	9	AB	R	H	RBI	BB	SO	LOB
6 Ryan Freel, R (1, 4) OBP: 0.688, SLG: 0.727	0-2 S HR 1B 1B		4-1 G4-3 SF9 BB	2-2 BB PB 1B 1-2 1B	1-0 G4-3 ③		3-2 FC6 2-H 1B			4	3	3	1	1	0	1
Felipe Lopez, S (1, 6) OBP: 0.520, SLG: 0.762	0-2 S HR 1-2 1B		4-1 SF9 G4-3 1-2 BB	1-1 PB 12 WP BB 1-2 2-3 1B		1-3 K ①	0-3 K ②			4	2	2	0	1	2	1
Ken Griffey Jr., L (1, 8) OBP: 0.280, SLG: 0.333	3-2 P2 ①		1-1 G4-3 ① 1-2 2-3	4-0 12 WP PB 1-2 2-3 3-H BB		2-1 F8 ②	0-0 FC6 ③ 1-2f			4	0	0	1	1	0	5
Rich Aurilia, R (1, 3) OBP: 0.286, SLG: 0.579	3-0 1-H 2-H HR		4-2 SF9 BB	1-0 L1 ② 1-2 2-3 3-H		1-2 1B		3-1 P4 ①		4	1	2	3	1	0	2
Adam Dunn, L (1, 7) OBP: 0.478, SLG: 0.824 Chris Hammond, L (9, 1) Rick White, R (9, 1)	0-3 K ②		0-0 SF9 ② 1-2 2-3 3-H	4-0 12 WP IBB		2-3 K ③		1-3 K ②		3 0 0	0 0 0	0 0 0	1 0 0	1 0 0	3 0 0	1 0 0
12 Edwin Encarnación, R (1, 5) OBP: 0.368, SLG: 0.375	3-0 P5 ③		2-1 P6 ③	1-0 G6-3 ③ 1-2 2-3 3-H			0-2 2B 2B 1B	4-1 BB		4	1	1	0	1	0	4
Austin Kearns, R (1, 9) OBP: 0.409, SLG: 0.714		1-2 F8 ①		0-2 HR	1-2 39 SH1-4 1B		2-2 1-3 2B 2B	3-1 F8 ③		5	2	3	1	0	0	1
Javier Valentin, S (1, 2) OBP: 0.385, SLG: 0.417		1-2 F7 ②		0-3 K ①	0-0 F7 ①		2-2 6 1B 2-H 3-H 2B			4	1	1	2	0	1	1
39 Aaron Harang, R (1, 1) Mike Burns, R (7, 1) Andy Abad, L (7, PH) 31 Matt Belisle, R (8, 1) 27 Chris Denorfia, R (9, 7) OBP: 1.000, SLG: 1.500		2-1 P3 ③		0-1 E1 6 1B 1B BB	0-1 SH1-4 ② 1-2		0-0 F7 ①			2 0 1 0 0	1 0 0 0 0	0 0 0 0 0	0 0 0 0 0	0 0 0 0 0	0 0 1 0 0	0 0 1 0 0
Inning Stats	R: 3 E: 0 K: 1 S: 15 H: 3 LOB: 0 BB: 0 P: 24	R: 0 E: 0 K: 0 S: 10 H: 0 LOB: 0 BB: 0 P: 14	R: 1 E: 0 K: 0 S: 11 H: 0 LOB: 2 BB: 3 P: 26	R: 4 E: 1 K: 1 S: 16 H: 3 LOB: 2 BB: 2 P: 29	R: 0 E: 0 K: 0 S: 7 H: 1 LOB: 1 BB: 0 P: 9	R: 0 E: 0 K: 2 S: 11 H: 1 LOB: 1 BB: 0 P: 17	R: 3 E: 0 K: 1 S: 18 H: 4 LOB: 1 BB: 0 P: 25	R: 0 E: 0 K: 1 S: 8 H: 0 LOB: 1 BB: 1 P: 19		1B: 8 2B: 2 3B: 0 HR: 2		SF: 1 SAC: 1 DP: 0 HBP: 0		WP: 1 PB: 1 SB: 3 CS: 0		PA: 43

	AB	35
	R	11
	H	12
	RBI	9
	BB	6
	SO	6
	LOB	17

PITCHER		IP	WLS	BF	H	R	ER	SO	BB	IBB	HBP	BLK	WP	HR	S	P	ERA	WHIP
Oliver Pérez, L ERA: 6.23	(1, 1)	3.1	L	21	6	8	5	2	4	0	0	0	0	2	50	85	13.50	3.000
Ryan Vogelsong, R ERA: 6.75	(4, 1)	2.2		11	2	0	0	2	0	1	0	0	1	0	20	34	0.00	0.750
16 Salomon Torres, R ERA: 11.25	(7, 1)	1.0		7	4	3	3	1	0	0	0	0	0	0	18	25	27.00	4.000
34 John Grabow, L ERA: 7.36	(8, 1)	1.0		4	0	0	0	1	1	0	0	0	0	0	8	19	0.00	1.000

PITCHER	IP	WLS	BF	H	R	ER	SO	BB	IBB	HBP	BLK	WP	HR	S	P	ERA	WHIP

Batter	1	2	3	4	5	6	7	8	9	AB	R	H	RBI	BB	SO	LOB
6 Chris Duffy, L (1, 8) OBP: 0.167, SLG: 0.217	C B C B F S 2-3 ① K		F S B F B C 2-3 ① K		B B X 2-0 ① F8		1 SAFE 1 SAFE L S B X 1-2 2 SH1-4 1-H SF9 2B		B X 1-0 ③ B1-3	5	1	1	1	0	2	2
2 Jack Wilson, R (1, 6) OBP: 0.440, SLG: 0.571	B X 1-0 ② F9		B C X 1-1 ②③ L3 1-1		L B X 1-1 1-H HR		X 0-0 ① SH1-4 2-3			3	1	1	2	0	0	1
Jason Bay, R (1, 7) OBP: 0.467, SLG: 0.542	C B B X 2-1 FC6-4 1B			B X 1-0 ① F8	C C B B X 2-2 ② F9		F F B X 1-2 ② SF9 3-H			3	0	1	1	0	0	0
Craig Wilson, R (1, 3) OBP: 0.333, SLG: 0.636	B X 1-0 ③ FC6-4 1-2f			C X 0-1 ② F8	C X 0-1 ③ F7		F B C S 1-3 ③ K			4	0	0	0	0	1	1
Jeromy Burnitz, L (1, 9) OBP: 0.269, SLG: 0.440		S B B B X 2-1 BLK 2B		B B B B 4-0 HBP BB BB		B C X 1-1 G4-3 SF8 2B		B F C B F B S 3-3 ① K		3	1	2	0	1	1	0
Joe Randa, R (1, 5) OBP: 0.217, SLG: 0.318 16 Salomon Torres, R (6, 1) 13 Nate McLouth, L (8, PH) OBP: 0.154, SLG: 0.231 Michael Gonzalez, R (8, 1) Roberto Hernandez, R (9, 1)		F B B X 2-1 ① P4		F F D B 1 SAFE F B B 4-2 HBP 1-2 BB		B X 1-0 ① G4-3 2-3		B B F F B S 3-3 ② K		2 0 1 0 0	0 0 0 0 0	0 0 0 0 0	0 0 0 0 0	1 0 0 0 0	0 0 1 0 0	2 0 0 0 0
Jose Castillo, R (1, 4) OBP: 0.483, SLG: 0.625		B C C S 1-3 ② K 2-3		B F F F H 2-2 1-2 2-3 HBP		C X 0-1 ② SF8 3-H		B T B S B S 3-3 ③ K		2	0	0	1	0	2	1
11 Humberto Cota, R (1, 2) OBP: 0.083, SLG: 0.083		C B C X 1-2 ③ G4-3		C T B F X 1-2 ③ G1-3		B X 1-0 ③ F9			C B S B S 2-3 ① K	4	0	0	0	0	1	4
Victor Santos, R (1, 1) OBP: 0.250, SLG: 0.250 Damaso Marte, L (6, 1) 12 Freddy Sanchez, R (6, 5) OBP: 0.500, SLG: 0.667			B C B S B F X 3-2 2 L3 1B		B C C X 1-2 E5 2 HR		X 0-0 6 2B 1B		C C X 0-2 ② G5-3	2 0 2	1 0 1	1 0 1	0 0 0	0 0 0	0 0 0	0 0 0
Inning Stats	R: 0 E: 0 K: 1 S: 8 H: 1 LOB: 1 BB: 0 P: 14	R: 0 E: 0 K: 1 S: 10 H: 1 LOB: 1 BB: 0 P: 16	R: 0 E: 0 K: 1 S: 10 H: 1 LOB: 0 BB: 0 P: 16	R: 0 E: 0 K: 0 S: 13 H: 0 LOB: 3 BB: 2 P: 25	R: 2 E: 1 K: 0 S: 11 H: 1 LOB: 0 BB: 0 P: 17	R: 1 E: 0 K: 0 S: 6 H: 1 LOB: 0 BB: 0 P: 9	R: 2 E: 0 K: 1 S: 11 H: 2 LOB: 0 BB: 0 P: 14	R: 0 E: 0 K: 3 S: 10 H: 0 LOB: 0 BB: 0 P: 19	R: 0 E: 0 K: 1 S: 7 H: 0 LOB: 0 BB: 0 P: 10	1B: 3 2B: 4 3B: 0 HR: 1	SF: 2 SAC: 1 DP: 1 HBP: 1						

PITCHER		IP	WLS	BF	H	R	ER	SO	BB	IBB	HBP	BLK	WP	HR	S	P	ERA	WHIP
Dave Williams, L ERA: 3.0	(1, 1)	6.0	L	26	5	3	2	3	2	0	1	1	0	1	58	97	3.00	1.167
31 Matt Belisle, R ERA: 9.0	(7, 1)	1.0		5	2	2	2	1	0	0	0	0	0	0	11	14	18.00	2.000
Kent Mercker, L ERA: 4.5	(8, 1)	1.0		3	0	0	0	3	0	0	0	0	0	0	10	19	0.00	0.000
56 Todd Coffey, R ERA: 2.45	(9, 1)	1.0		3	0	0	0	1	0	0	0	0	0	0	7	10	0.00	0.000

PITCHER	IP	WLS	BF	H	R	ER	SO	BB	IBB	HBP	BLK	WP	HR	S	P	ERA	WHIP

TOP

Pittsburgh Pirates @ Cincinnati Reds

Great American Ball Park, Cincinnati, OH

Sun Apr 09 2006, 1:15 PM EDT

Att. 22,088 - Sunny - 48 F

livebaseballscorecards.com

AB	31
R	5
H	7
RBI	5
BB	2
SO	8
LOB	11

WP: 0	PA: 37	1B: 3	SF: 2	WP: 0	PA: 37
PB: 0		2B: 4	SAC: 1	PB: 0	
SB: 0		3B: 0	DP: 1	SB: 0	
CS: 0		HR: 1	HBP: 1	CS: 0	

BOTTOM

Pittsburgh Pirates @ Cincinnati Reds

Great American Ball Park, Cincinnati, OH

Sun Apr 09 2006, 1:15 PM EDT

Att. 22,088 - Sunny - 48 F

livebaseballscorecards.com

Batter	1	2	3	4	5	6	7	8	9	AB	R	H	RBI	BB	SO	LOB
Tony Womack, L (1, 4) OBP: 0.500, SLG: 0.600 6 Ryan Freel, R (8, PH) OBP: 0.706, SLG: 0.727 (9, 4)	B C B F B X 3-2 F9 ①			B L B X 2-1 G4-3 ①		B L X 1-1 1B 2-H 2B		B C B B C B 4-2 2B BB		3 0 1 1 0 0 0 0 1 0 0 1 0 0						
Felipe Lopez, S (1, 6) OBP: 0.483, SLG: 0.680	C B C B S 2-3 K ②			C B B F F B X 3-2 G4-3 ②		B B F X 2-1 S 2B 2-H 1B ①		B C F S 1-3 K ①		4 1 1 0 0 2 1						
Ken Griffey Jr., L (1, 8) OBP: 0.310, SLG: 0.440	B X 1-0 G5-3 ③			S F B S 1-3 K ③		B F D X 2-1 2-H 2B		D C S X 1-2 1-H 2B		4 0 2 2 0 1 0						
Adam Dunn, L (1, 7) OBP: 0.444, SLG: 0.714		B B F X 2-1 F8-4-6 1B			C B B X 2-1 F9 ①	S S S 0-3 K ②		B B B C C F S 3-3 K ②		4 0 1 0 0 2 2						
12 Edwin Encarnación, R (1, 5) OBP: 0.348, SLG: 0.316		B C B F F C 2-3 K ①			C B B F B B 4-2 BB BB	C B D X 2-1 G6-3 ③		B B B C C F S 3-3 K ③		3 0 0 0 1 2 3						
Scott Hatteberg, L (1, 3) OBP: 0.533, SLG: 0.556		1 SAFE B B X 2-0 F8-4-6 ② ③ 1-2			1 SAFE C B 1 SAFE B B B 4-1 1-2 BB		B X 1-0 G4-3 ①		C B X 1-1 E6 FC5-4	3 0 0 0 1 0 1						
Austin Kearns, R (1, 9) OBP: 0.346, SLG: 0.600			F F C 0-3 K ①		B F X 1-1 F6 ②		C F F B S 1-3 K ②		B X 1-0 FC5-4 G1 WP ① 1-2f	4 0 0 0 0 2 3						
Javier Valentin, S (1, 2) OBP: 0.353, SLG: 0.375			B X 1-0 G3-1 ②		B B X 2-0 F7 ③		C B F B X 2-0 1B		C B F B X 2-2 G1 ② 1-3	4 0 1 0 0 0 3						
Dave Williams, L (1, 1) 4 Brandon Phillips, R (6, PH) OBP: 1.000, SLG: 2.000 31 Matt Belisle, R (7, 1) Andy Abad, L (7, PH) Kent Mercker, L (8, 1) 56 Todd Coffey, R (9, 1) Rich Aurilia, R (9, PH) OBP: 0.273, SLG: 0.550			B S C B S 2-3 K ③			C S B B F B B X 3-2 2B 2B	B X 1-0 F8 ③		B F C C B B F S 3-3 K ③	1 0 0 0 0 1 0 1 1 1 0 0 0 0 0 0 0 0 0 0 0 1 0 0 0 0 0 1 0 0 0 0 0 0 0 0 0 0 0 0 0 0 1 0 0 0 0 1 1							

Inning Stats																							
	R: 0	H: 0	E: 0	K: 1	LOB: 0	S: 7	BB: 0	P: 13	R: 0	H: 1	E: 0	K: 1	LOB: 0	S: 7	BB: 0	P: 13	R: 0	H: 0	E: 0	K: 2	LOB: 0	S: 7	BB: 0	P: 10
	R: 0	H: 0	E: 0	K: 1	LOB: 0	S: 9	BB: 0	P: 15	R: 0	H: 0	E: 0	K: 0	LOB: 2	S: 8	BB: 2	P: 21	R: 2	H: 4	E: 0	K: 1	LOB: 1	S: 15	BB: 0	P: 25
	R: 0	H: 1	E: 0	K: 1	LOB: 0	S: 7	BB: 1	P: 27	R: 1	H: 1	E: 0	K: 3	LOB: 1	S: 15	BB: 1	P: 27	R: 0	H: 0	E: 1	K: 1	LOB: 1	S: 10	BB: 0	P: 17

1B: 3	SF: 0	2B: 5	SAC: 0	3B: 0	DP: 1	HR: 0	HBP: 0	WP: 1	PA: 36	PB: 0	SB: 1	CS: 0												

PITCHER		IP	WLS	BF	H	R	ER	SO	BB	IBB	HBP	BLK	WP	HR	S	P	ERA	WHIP
Victor Santos, R ERA: 4.66	(1, 1)	5.1	W	20	4	2	2	5	2	0	0	0	0	0	46	86	3.38	1.125
Damaso Marte, L ERA: 6.75	(6, 1)	0.1	H	2	1	0	0	1	0	0	0	0	0	0	5	7	0.00	3.000
16 Salomon Torres, R ERA: 8.44	(6, 1)	1.1	H	5	1	0	0	1	0	0	0	0	0	0	9	16	0.00	0.750
Michael Gonzalez, L ERA: 9.0	(8, 1)	1.0	H	5	1	1	1	3	1	0	0	0	0	0	15	27	9.00	2.000
Roberto Hernandez, R ERA:	(9, 1)	1.0	S	4	0	0	0	1	0	0	0	0	1	0	10	17	0.00	0.000

PITCHER	IP	WLS	BF	H	R	ER	SO	BB	IBB	HBP	BLK	WP	HR	S	P	ERA	WHIP

Batter	1	2	3	4	5	6	7	8	9	AB	R	H	RBI	BB	SO	LOB
15 Rafael Furcal, S (1, 6) OBP: 0.323, SLG: 0.259	4-0 17 HR BB	3-1 17 3B 2B 1-3		3-2 P6 ②	2-3 K ③				4-0 12 BB BB	3	2	1	0	2	1	0
17 Jason Repko, R (1, 8) OBP: 0.433, SLG: 0.667	0-2 HR 1-H	2-2 3B 2-H 3-H		2-0 P3 ③			1-1 F8 ①		1-0 L9 ①	5	1	2	4	0	0	1
José Cruz Jr., S (1, 7) OBP: 0.353, SLG: 0.367	2-2 F7 ①	2-3 K ②			0-0 HR 1B		1-1 1B		1-0 F7 ②	5	1	2	0	0	1	2
12 Jeff Kent, R (1, 4) OBP: 0.462, SLG: 0.350	0-1 G3 ②	1-0 F8 ③			2-2 P3 ①		1-0 F8 ②		4-1 1-2 BB	4	0	0	0	1	0	3
Olmedo Saenz, R (1, 3) OBP: 0.385, SLG: 0.750 44 Takashi Saito, L (7, 1) Bill Mueller, S (9, PH) OBP: 0.448, SLG: 0.458 43 Yhency Brazoban, R (9, 1)	1-0 3B 1B		1-1 1B		0-0 1-H HR		1-2 L7 ③		1-0 P6 ③	4 0 1 0	2 0 0 0	3 0 0 0	2 0 0 0	0 0 0 0	0 0 0 0	1 0 2 0
Cody Ross, R (1, 9) OBP: 0.333, SLG: 0.667	2-0 1-H 3B	3-2 L8 ①			1-0 G6-3 ②			2-0 18 PB S 18 1B 1B		4	1	2	1	0	0	1
Dioner Navarro, S (1, 2) OBP: 0.294, SLG: 0.429	3-2 L4 ③	2-0 P4 ②			2-0 G5-3 ③			1-2 P2 ① 1-2		4	0	0	0	0	0	3
18 Ramon Martinez, R (1, 5) OBP: 0.333, SLG: 0.400		2-1 G5-3 ①	3-3 K ③			1-0 F7 ①		1-1 7 G4-6-3 2-H 1B		4	0	1	1	0	1	1
Odalis Perez, L (1, 1) Franquelis Osoria, R (6, 1) 47 Tim Hamulack, R (7, 1) 7 James Loney, L (7, 3) OBP: 0.364, SLG: 0.400		4-1 15 2B 17 3B BB		1-0 G6-3 ①		0-0 G1 ②		0-2 G4-6-3 ② ③ 1-2f		2 0 0 1	1 0 0 0	0 0 0 0	0 0 0 0	1 0 0 0	0 0 0 0	0 0 0 1
Inning Stats	R: 3 E: 0 K: 0 S: 14 H: 3 LOB: 1 BB: 1 P: 26	R: 2 E: 0 K: 1 S: 13 H: 2 LOB: 1 BB: 1 P: 27	R: 0 E: 0 K: 1 S: 9 H: 1 LOB: 1 BB: 0 P: 18	R: 0 E: 0 K: 0 S: 5 H: 0 LOB: 0 BB: 0 P: 11	R: 2 E: 0 K: 0 S: 7 H: 2 LOB: 0 BB: 0 P: 12	R: 0 E: 0 K: 1 S: 5 H: 0 LOB: 0 BB: 0 P: 8	R: 0 E: 0 K: 0 S: 9 H: 1 LOB: 1 BB: 0 P: 13	R: 1 E: 0 K: 0 S: 9 H: 2 LOB: 0 BB: 0 P: 13	R: 0 E: 0 K: 0 S: 4 H: 0 LOB: 2 BB: 2 P: 15	1B: 6 2B: 1 3B: 2 HR: 2	SF: 0 SAC: 0 DP: 1 HBP: 0						

PITCHER	IP	WLS	BF	H	R	ER	SO	BB	IBB	HBP	BLK	WP	HR	S	P	ERA	WHIP
57 Zach Duke, L (1, 1) ERA: 6.55	5.0	L	25	8	7	7	2	2	0	0	0	0	2	48	94	12.60	2.000
Ryan Vogelsong, R (6, 1) ERA: 4.5	2.0		7	1	0	0	1	0	0	0	0	0	0	14	21	0.00	0.500
55 Matt Capps, R (8, 1) ERA: 10.8	1.0		4	2	1	1	0	0	0	0	0	0	0	9	13	9.00	2.000
34 John Grabow, L (9, 1) ERA: 5.79	1.0		5	0	0	0	0	2	0	0	0	0	0	4	15	0.00	2.000

PITCHER	IP	WLS	BF	H	R	ER	SO	BB	IBB	HBP	BLK	WP	HR	S	P	ERA	WHIP

TOP

Los Angeles Dodgers @ Pittsburgh Pirates

PNC Park, Pittsburgh, PA

Mon Apr 10 2006, 1:35 PM EDT

Att. 39,129 - Partly Cloudy - 61 F

livebaseballscorecards.com

AB	37
R	8
H	11
RBI	8
BB	4
SO	3
LOB	15

1B: 6	SF: 0	WP: 0	PA: 41
2B: 1	SAC: 0	PB: 1	
3B: 2	DP: 1	SB: 1	
HR: 2	HBP: 0	CS: 0	

BOTTOM

Los Angeles Dodgers @ Pittsburgh Pirates

PNC Park, Pittsburgh, PA

Mon Apr 10 2006, 1:35 PM EDT

Att. 39,129 - Partly Cloudy - 61 F

livebaseballscorecards.com

Batter	1	2	3	4	5	6	7	8	9	AB	R	H	RBI	BB	SO	LOB
6 Chris Duffy, L (1, 8) OBP: 0.172, SLG: 0.214	C F X 0-2 G1-3 ①		B B C X 2-1 F9 ①		S F F S 0-3 K ②		B B C B S X 3-2 1B G5-3 1B 1-2 1B ①	B C B F F S 2-3 K ②		5	1	1	0	0	2	3
2 Jack Wilson, R (1, 6) OBP: 0.464, SLG: 0.565 Ryan Vogelsong, R (6, 1) 13 Nate McLouth, L (7, PH) OBP: 0.154, SLG: 0.231 Craig Wilson, R (7, PH) OBP: 0.308, SLG: 0.583 55 Matt Capps, R (8, 1) José Hernández, R (8, PH) OBP: 0.429, SLG: 0.333 (9, 3)	B C B C F X 2-2 S 1B		B B B B 4-0 1B BB 1-2		B C X 1-1 FC5-4 ③ 1-2f		C B F B F X 2-2 G5-3 ① 1-2 2-3	C B X 1-1 1B 1-2		2 0 0 1 0 1	0 0 0 0 0 0	1 0 0 0 0 1	0 0 0 0 0 0	1 0 0 0 0 0	0 0 0 0 0 0	1 0 0 2 0 0
Sean Casey, L (1, 3) OBP: 0.375, SLG: 0.633 34 John Grabow, L (9, 1)	1 SAFE C X 0-1 F8 ② 1-2		C X 0-1 G5-4-3 1-2 2-3 1B			C F B X 1-2 1B 2B	X 0-0 1B 1B 2-3 3-H 1B	C B B F S 2-3 K ③		5 0	1 0	3 0	1 0	0 0	1 0	3 0
Jason Bay, R (1, 7) OBP: 0.429, SLG: 0.483	B C B D X 3-1 G5-3 ③		X 0-0 G5-4-3 ② ③ 1-2f			X 0-0 F8 ①	C S 0-3 K ②		C B C B X 2-2 1B	5	0	1	0	0	1	7
Jeromy Burnitz, L (1, 9) OBP: 0.323, SLG: 0.448		C B C F H 2-2 FC4-6 HBP		C B C X 1-2 G5-3 ①		F C F F X 0-2 2B 1B 2-H	C F F X 0-2 1B 1B 1-2 3-H		B C B F S 2-3 K ①	4	0	2	2	0	1	1
Joe Randa, R (1, 5) OBP: 0.250, SLG: 0.370		B X 1-0 F9 ①		C S S 0-3 K ②		X 0-0 1B 2B 1-3	B F F X 1-2 FC6-4 1B 1-2 2-3		B C X 1-1 F8 ②	5	0	2	0	0	1	2
Jose Castillo, R (1, 4) OBP: 0.412, SLG: 0.517		B X 1-0 FC4-6 ② 1-2f		B B C C T 2-2 K ③		F S F S 0-3 K ②	B X 1-0 FC6-4 ③ 1-2f		C B X 1-1 F8 ③	5	0	0	0	0	2	7
11 Humberto Cota, R (1, 2) OBP: 0.125, SLG: 0.125		S B F B X 2-2 G5-3 ③			C F X 0-2 G6-3 ①	F X 0-1 G5-3 ③		S B X 1-1 1B 1B		4	0	1	0	0	0	3
57 Zach Duke, L (1, 1) OBP: 0.333, SLG: 0.333 12 Freddy Sanchez, R (5, PH) OBP: 0.533, SLG: 0.643 (6, 6)			B B C F F X 2-2 1B 2 BB 1B		C B B B B 4-1 2 FC5-4 BB		X 0-0 G5-3 6 1B 1B 1B	C X 0-1 F8 ①		1 2	0 1	1 1	0 0	0 1	0 0	0 1
Inning Stats	R: 0 H: 1 E: 0 LOB: 1 K: 0 BB: 0 S: 11 P: 16	R: 0 H: 0 E: 1 LOB: 1 K: 0 BB: 0 S: 8 P: 14	R: 0 H: 2 E: 0 LOB: 2 K: 0 BB: 1 S: 9 P: 17	R: 0 H: 0 E: 0 LOB: 0 K: 2 BB: 0 S: 9 P: 12	R: 0 H: 0 E: 0 LOB: 1 K: 1 BB: 1 S: 10 P: 15	R: 1 H: 3 E: 0 LOB: 2 K: 1 BB: 0 S: 16 P: 17	R: 2 H: 5 E: 0 LOB: 3 K: 1 BB: 0 S: 20 P: 27	R: 0 H: 2 E: 0 LOB: 2 K: 2 BB: 0 S: 13 P: 19	R: 0 H: 1 E: 0 LOB: 1 K: 1 BB: 0 S: 10 P: 16	1B: 12 SF: 0 2B: 2 SAC: 0 3B: 0 DP: 1 HR: 0 HBP: 1						

	AB	40
	R	3
	H	14
	RBI	3
	BB	2
	SO	8
	LOB	30

PITCHER		IP	WLS	BF	H	R	ER	SO	BB	IBB	HBP	BLK	WP	HR	S	P	ERA	WHIP
Odalis Perez, L ERA: 8.64	(1, 1)	5.1	W	24	6	1	1	3	2	0	1	0	0	0	57	85	1.69	1.500
Franquelis Osoria, R ERA: 13.5	(6, 1)	0.2		4	2	2	2	1	0	0	0	0	0	0	10	13	27.00	3.000
47 Tim Hamulack, L ERA:	(7, 1)	0.2		4	2	0	0	1	0	0	0	0	0	0	12	14	0.00	3.000
44 Takashi Saito, R ERA:	(7, 1)	1.1	H	7	3	0	0	2	0	0	0	0	0	0	17	25	0.00	2.250
43 Yhency Brazoban, R ERA: 2.25	(9, 1)	1.0		4	1	0	0	1	0	0	0	0	0	0	10	16	0.00	1.000

PITCHER	IP	WLS	BF	H	R	ER	SO	BB	IBB	HBP	BLK	WP	HR	S	P	ERA	WHIP

Los Angeles Dodgers @ Pittsburgh Pirates

PNC Park, Pittsburgh, PA

Tue Apr 11 2006, 7:05 PM EDT

Att. 17,240 - Partly Cloudy - 70 F

livebaseballscorecards.com

TOP

Batter	1	2	3	4	5	6	7	8	9	AB	R	H	RBI	BB	SO	LOB
15 Rafael Furcal, S (1, 6) OBP: 0.333, SLG: 0.281	C X 0-1 17 E 17 S 1B 1B	B B F C X 2-2 17 FC5-4 1-2 1B	C B F X 1-2 ③ F7			B X 1-0 ① G3		D C B 1 SAFE B F X 3-2 ② G4-3 1-2		5	1	2	0	0	0	2
17 Jason Repko, R (1, 8) OBP: 0.400, SLG: 0.594	C 1 SAFE B F S 1-3 ① K 1-3	C X 0-1 ② FC5-4 BB 1-2f 2-3		B F C X 1-2 S 1B		B C F B S 2-3 ② K		B S F S 1-3 ③ K		5	0	1	0	0	3	4
J.D. Drew, L (1, 9) OBP: 0.441, SLG: 0.536	X 0-0 HR 3-H 1B	B B C B B B 4-1 12 FC6-4 1-2 BB		1 SAFE B B F F X 2-2 ① F7 1-2		B S B X 2-1 ③ G4-3			X 0-0 ① F7	4	1	1	1	1	0	1
12 Jeff Kent, R (1, 4) OBP: 0.387, SLG: 0.280	B D F F F X 2-2 ② F7	B B T B X 3-1 ③ FC6-4 1-2f		2 SAFE B B X 2-0 ② P2			C S B S 1-3 ① K		B X 1-0 ② G4-3	5	0	0	0	0	1	5
Ricky Ledee, L (1, 7) OBP: 0.273, SLG: 0.500 Olmedo Saenz, R (9, PH) OBP: 0.357, SLG: 0.692	B X 1-0 1-H HR		B S B B B 4-1 HR BB	X 0-0 ③ F7			S X 0-1 ② G4-3		F X 0-1 ③ F8	3 1	2 0	1 0	2 0	1 0	0 0	1 0
Bill Mueller, S (1, 5) OBP: 0.515, SLG: 0.750	C X 0-1 1B	X 0-0 1-H HR			B B B C X 3-1 HR		X 0-0 1B			4	2	4	3	0	0	0
7 James Loney, L (1, 3) OBP: 0.308, SLG: 0.333	X 0-0 ③ G1-6-3		B F B B X 2-1 ① G6-3		B F F B B F X 3-2 ① F8		B X 1-0 ③ G3-1			4	0	0	0	0	0	2
Dioner Navarro, S (1, 2) OBP: 0.286, SLG: 0.389		B C B B F X 3-2 17 15 FC5-4 1B 1B	B C B X 2-1 ② L7		C C X 0-2 ② G1-3			C C B B X 2-2 ① G4-3		4	0	1	0	0	0	0
Jae Weong Seo, R (1, 1) OBP: 0.250, SLG: 0.250 Lance Carter, R (6, 1) José Cruz Jr., S (8, PH) OBP: 0.371, SLG: 0.387 Danys Baez, R (8, 1)		X 0-0 ① B2	F C B X 1-2 1B		C B S F S 1-3 ③ K2-3			X 0-0 15 G4-3 1B		3 0 0 1 0	0 0 0 0 0	1 0 1 0 0	0 0 0 0 0	1 0 0 0 0	1 0 0 0 0	1 0 0 0 0

Inning Stats																							
	R: 3	H: 4	R: 0	H: 2	R: 2	H: 2	R: 0	H: 1	R: 1	H: 1	R: 0	H: 0	R: 0	H: 1	R: 0	H: 0	1B: 9	SF: 0	WP: 0	PA: 41
	E: 0	LOB: 1	E: 0	LOB: 3	E: 0	LOB: 1	E: 0	LOB: 1	E: 0	LOB: 0	E: 0	LOB: 0	E: 0	LOB: 1	E: 0	LOB: 0	2B: 0	SAC: 0	PB: 0	
	K: 1	BB: 0	K: 0	BB: 1	K: 0	BB: 1	K: 0	BB: 0	K: 1	BB: 0	K: 1	BB: 0	K: 1	BB: 0	K: 1	BB: 0	3B: 0	DP: 0	SB: 2	
	S: 14	P: 18	S: 12	P: 24	S: 12	P: 22	S: 8	P: 13	S: 13	P: 20	S: 6	P: 11	S: 7	P: 9	S: 10	P: 16	HR: 3	HBP: 0	CS: 0	
															S: 4	P: 5				

PITCHER		IP	WLS	BF	H	R	ER	SO	BB	IBB	HBP	BLK	WP	HR	S	P	ERA	WHIP
45 Ian Snell, R ERA: 9.0	(1, 1)	5.0		27	10	6	6	2	2	0	0	0	0	3	59	97	10.80	2.400
16 Salomon Torres, R ERA: 6.14	(6, 1)	2.0	W	7	1	0	0	2	0	0	0	0	0	0	13	20	0.00	0.500
Roberto Hernandez, R ERA:	(8, 1)	1.0	H	4	1	0	0	1	0	0	0	0	0	0	10	16	0.00	1.000
Michael Gonzalez, L ERA: 6.0	(9, 1)	1.0	S	3	0	0	0	0	0	0	0	0	0	0	4	5	0.00	0.000

PITCHER	IP	WLS	BF	H	R	ER	SO	BB	IBB	HBP	BLK	WP	HR	S	P	ERA	WHIP

AB	39
R	6
H	12
RBI	6
BB	2
SO	5
LOB	16

Los Angeles Dodgers @ Pittsburgh Pirates

PNC Park, Pittsburgh, PA

Tue Apr 11 2006, 7:05 PM EDT

Att. 17,240 - Partly Cloudy - 70 F

livebaseballscorecards.com

BOTTOM

Batter	1	2	3	4	5	6	7	8	9	AB	R	H	RBI	BB	SO	LOB
6 Chris Duffy, L (1, 8) OBP: 0.182, SLG: 0.250	C S B S 1-3 K ①		B F B S F B F X 3-2 2 1B 2B		C X 0-1 G1 ②		C F X 0-2 G4-3 ①			4	1	1	0	0	1	0
2 Jack Wilson, R (1, 6) OBP: 0.469, SLG: 0.667	B C B S X 2-2 F8 ②		F X 0-1 2-H 1B		B B C F F F X 2-2 HR		B C X 1-1 F8 ②			4	1	2	2	0	0	0
Jason Bay, R (1, 7) OBP: 0.436, SLG: 0.485	C X 0-1 HR 1B		C S F S 0-3 K ②		S B B S B F X 3-2 1B		B B B C C S 3-3 K ③			4	1	2	0	0	2	1
Jeromy Burnitz, L (1, 9) OBP: 0.314, SLG: 0.515	B F C 1 SAFE D F 1 SAFE X 2-2 1-H HR		1 SAFE B X 1-0 G4-3 ③		B S B C S 2-3 K ③			C F B S 1-3 K ①		4	1	1	2	0	2	2
Craig Wilson, R (1, 3) OBP: 0.353, SLG: 0.733	B B X 2-0 G6-3 ③			B B B B 4-0 G6-4-3 BB		X 0-0 HR		X 0-0 G6-3 ②		3	1	1	1	1	0	0
Joe Randa, R (1, 5) OBP: 0.250, SLG: 0.387		B X 1-0 F9 ①		C C 1 SAFE B F X 1-2 P2 ①		S B F B F X 2-2 G6-3 41 SF9 2B		C B B F F S 2-3 K ③		4	1	1	0	0	1	1
Jose Castillo, R (1, 4) OBP: 0.378, SLG: 0.469		C F X 0-2 G6-3 ②		B C X 1-1 1-2f G6-4-3 ②③		B X 1-0 2-3 G6-3 ①				3	0	0	0	0	0	2
41 Ryan Doumit, S (1, 2) OBP: 0.316, SLG: 0.600		B X 1-0 F9 ③			X 0-0 HR	X 0-0 3-H SF9 ②				2	1	1	2	0	0	0
45 Ian Snell, R (1, 1)			B C S B X 2-2 G6-3 ①		B F S S B S 2-3 K ①	C X 0-1 G6-3 ③				1	0	0	0	0	0	0
13 Nate McLouth, L (5, PH) OBP: 0.143, SLG: 0.214										1	0	0	0	0	1	0
16 Salomon Torres, R (6, 1)										1	0	0	0	0	0	0
Roberto Hernandez, R (8, 1)										0	0	0	0	0	0	0
Michael Gonzalez, R (9, 1)										0	0	0	0	0	0	0
Inning Stats	R: 2 E: 0 K: 1 S: 13 H: 2 LOB: 0 BB: 0 P: 20	R: 0 E: 0 K: 0 S: 5 H: 0 LOB: 0 BB: 0 P: 7	R: 1 E: 0 K: 1 S: 15 H: 2 LOB: 1 BB: 0 P: 21	R: 0 E: 0 K: 0 S: 7 H: 0 LOB: 0 BB: 1 P: 13	R: 2 E: 0 K: 2 S: 19 H: 3 LOB: 1 BB: 0 P: 28	R: 2 E: 0 K: 0 S: 8 H: 2 LOB: 0 BB: 0 P: 11	R: 0 E: 0 K: 1 S: 8 H: 0 LOB: 0 BB: 0 P: 12	R: 0 E: 0 K: 2 S: 8 H: 0 LOB: 0 BB: 0 P: 11		1B: 3 2B: 2 3B: 0 HR: 4	SF: 1 SAC: 0 DP: 1 HBP: 0					

	AB	31
	R	7
	H	9
	RBI	7
	BB	1
	SO	7
	LOB	6

PITCHER		IP	WLS	BF	H	R	ER	SO	BB	IBB	HBP	BLK	WP	HR	S	P	ERA	WHIP
Jae Weong Seo, R ERA: 9.0	(1, 1)	5.0		22	7	5	5	4	1	0	0	0	0	3	59	89	9.00	1.600
Lance Carter, R ERA: 5.14	(6, 1)	2.0	L	8	2	2	2	1	0	0	0	0	0	1	16	23	9.00	1.000
Danys Baez, R ERA:	(8, 1)	1.0		3	0	0	0	2	0	0	0	0	0	0	8	11	0.00	0.000

PITCHER	IP	WLS	BF	H	R	ER	SO	BB	IBB	HBP	BLK	WP	HR	S	P	ERA	WHIP

Batter	1	2	3	4	5	6	7	8	9	AB	R	H	RBI	BB	SO	LOB
15 Rafael Furcal, S (1, 6) OBP: 0.317, SLG: 0.270	C X 0-1 ① F8		C X 0-1 ② G5-3	X 0-0 ② G6-3		C D B F B X 3-2 2B 2-H 1B		B C B F B F X 3-2 ② F8		5	0	1	1	0	0	2
José Cruz Jr., S (1, 7) OBP: 0.425, SLG: 0.543 (8, 9)	C B B B X 3-1 HR		F F B F F F F X 1-2 1B 12 1B 1B	F B F X 1-2 ③ P4		1 SAFE 1 SAFE 1 SAFE S D X 1-1 1-3 2B		B C B B B 4-1 BB		4	2	3	1	1	0	2
J.D. Drew, L (1, 9) OBP: 0.436, SLG: 0.515 43 Yhency Brazoban, R (8, 1)	C X 0-1 ② G1-3		C B X 1-1 12 1B 1-3 1B 1B		F B B X 2-1 12 G4-6-3 1B	S B D F F B F C 3-3 ③ K		X 0-0 ③ G3		5	1	2	0	0	1	3
										0	0	0	0	0	0	0
12 Jeff Kent, R (1, 4) OBP: 0.361, SLG: 0.267	B X 1-0 ③ F8		D C C F F X 1-2 FC5 1B 1-2 3-H 1B		B X 1-0 ① ② G4-6-3 1-2f		F X 0-1 ① F9		C F B B F X 2-2 ① F8	5	0	1	1	0	0	1
Olmedo Saenz, R (1, 3) OBP: 0.368, SLG: 0.611		B C C F X 1-2 ① G6-3	B C X 1-1 FC5 1-2 2-H 1B		C S B S 1-3 ③ K		X 0-0 1B 1B 1B		C S F C 0-3 ② K	5	0	2	1	0	2	0
Bill Mueller, S (1, 5) OBP: 0.526, SLG: 0.719		B B C X 2-1 17 FC6-4 1B	X 0-0 ③ FC5 1-2 2-3f			B B B B C F B 4-2 2B BB	C B B B C F X 3-2 1B 1-2 1B		C B F X 1-2 ③ G3-1	4	1	2	0	1	0	2
Sandy Alomar Jr., R (1, 2) OBP: 0.474, SLG: 0.579		F D X 1-1 ② F7	B X 1-0 17 G3-4 BB 1B			X 0-0 ① P6	C F B X 1-2 17 G6-4-3 1-2 2-3 1B			4	0	2	0	0	0	2
17 Jason Repko, R (1, 8) OBP: 0.385, SLG: 0.543		C C 1 SAFE F F F X 0-2 ③ FC6-4 1-2f	C D B B B 4-1 G3-4 1-2 BB			D S B F C 2-3 ② K	B B X 2-0 ② ③ G6-4-3 1-2f			3	0	0	0	1	1	5
Brett Tomko, R (1, 1) Cody Ross, R (6, PH) OBP: 0.429, SLG: 0.857 56 Hung-Chih Kuo, L (6, 1) Ricky Ledee, L (8, PH) OBP: 0.250, SLG: 0.455 (8, 7)			B X 1-0 ① G4-3	X 0-0 ① G3-4 1-2 2-3		B B X 2-0 15 1B 1-H 2B		B B C X 2-1 ① L4		2	0	0	0	0	0	2
										1	1	1	1	0	0	0
										0	0	0	0	0	0	0
										1	0	0	0	0	0	0
Inning Stats	R: 1 E: 0 K: 0 S: 7 H: 1 LOB: 0 BB: 0 P: 11	R: 0 E: 0 K: 0 S: 13 H: 1 LOB: 1 BB: 0 P: 17	R: 2 E: 0 K: 0 S: 20 H: 4 LOB: 2 BB: 0 P: 25	R: 0 E: 0 K: 0 S: 7 H: 1 LOB: 2 BB: 1 P: 13	R: 0 E: 0 K: 1 S: 6 H: 1 LOB: 0 BB: 0 P: 10	R: 2 E: 0 K: 2 S: 17 H: 3 LOB: 2 BB: 1 P: 32	R: 0 E: 0 K: 0 S: 11 H: 3 LOB: 2 BB: 0 P: 17	R: 0 E: 0 K: 0 S: 8 H: 0 LOB: 1 BB: 1 P: 17	R: 0 E: 0 K: 1 S: 11 H: 0 LOB: 0 BB: 0 P: 14	1B: 11 2B: 2 3B: 0 HR: 1 SF: 0 SAC: 0 DP: 2 HBP: 0						

PITCHER		IP	WLS	BF	H	R	ER	SO	BB	IBB	HBP	BLK	WP	HR	S	P	ERA	WHIP
28 Paul Maholm, L ERA: 7.71	(1, 1)	5.2		27	9	5	5	2	2	0	0	0	0	1	60	91	7.94	1.941
Damaso Marte, L ERA: 5.4	(6, 1)	0.1	B	3	2	0	0	1	0	0	0	0	0	0	10	17	0.00	6.000
16 Salomon Torres, R ERA: 5.4	(7, 1)	1.0	W	5	3	0	0	0	0	0	0	0	0	0	11	17	0.00	3.000
Roberto Hernandez, R ERA:	(8, 1)	1.0	H	4	0	0	0	0	1	0	0	0	0	0	8	17	0.00	1.000
55 Matt Capps, R ERA: 8.31	(9, 1)	1.0		3	0	0	0	1	0	0	0	0	0	0	11	14	0.00	0.000

PITCHER	IP	WLS	BF	H	R	ER	SO	BB	IBB	HBP	BLK	WP	HR	S	P	ERA	WHIP

TOP

Los Angeles Dodgers @ Pittsburgh Pirates

PNC Park, Pittsburgh, PA

Wed Apr 12 2006, 7:05 PM EDT
Att. 13,237 - Cloudy - 70 F

livebaseballscorecards.com

AB	39
R	5
H	14
RBI	5
BB	3
SO	4
LOB	19

WP: 0 PB: 0 SB: 0 CS: 0 PA: 42

Batter	1	2	3	4	5	6	7	8	9	AB	R	H	RBI	BB	SO	LOB
6 Chris Duffy, L (1, 8) OBP: 0.211, SLG: 0.351	C B F F B F B F 3-2 F X F7 ①		C B S C 1-3 K ①		S F B F F F B X 2-2 2 HR 3B	F X 0-1 FC4-6 2 S ② 1-2f		X 0-0 2 SF8 1B 1-3 2B		5	2	2	0	0	1	1
2 Jack Wilson, R (1, 6) OBP: 0.459, SLG: 0.774	C B B X 2-1 F9 2B		C B X 1-1 G1-3 ②		C F X 0-2 3-H HR	1 SAFE 1 SAFE C C X 0-2 F7 ③ 1-2		B X 1-0 SF8 ① 2-3 3-H		4	1	2	3	0	0	1
Jason Bay, R (1, 7) OBP: 0.455, SLG: 0.472	X 0-0 F9 ② 2-3		B B X 2-0 P4 ③		B F B B C B 4-2 HR BB		C B B B B 4-1 S HR BB	C X 0-1 E S ① 3-H 1B		3	2	1	1	2	0	1
Jeromy Burnitz, L (1, 9) OBP: 0.275, SLG: 0.447 55 Matt Capps, R (9, 1)	C C S 0-3 K ③			X 0-0 F8 ①	X 0-0 F9 ①		B S B B B S F X 3-2 P5 ① 1-2	B C S F B X 2-2 P2 ② 1-3		5 0	0 0	0 0	0 0	0 0	1 0	4 0
Craig Wilson, R (1, 3) OBP: 0.409, SLG: 1.000		B F F B B X 3-2 11 12 FC4-6 1B 1B		C B C B B F S 3-3 K ②	B C X 1-1 1-H HR		C X 0-1 2-H HR	X 0-0 P4 ③		5	2	3	4	0	1	1
12 Freddy Sanchez, R (1, 5) OBP: 0.526, SLG: 0.778		S X 0-1 11 FC4-6 1-2 1B		X 0-0 HR	B X 1-0 G5-3 ②		C B F X 1-2 G5-3 ②			4	1	2	1	0	0	0
Jose Castillo, R (1, 4) OBP: 0.390, SLG: 0.472		B B C X 2-1 L3 ①		B X 1-0 11 1B 1B	B C X 1-1 F9 ③		C S X 0-2 11 S 1B			4	0	2	0	0	0	2
11 Humberto Cota, R (1, 2) OBP: 0.200, SLG: 0.158		B F B B C X 3-2 FC4-6 ② 1-2f 2-3		B 1 SAFE X 1-0 1-2 1B		B B B B 4-0 6 FC4-6 BB	1 SAFE F P X 1-1 G5-3 ③ 1-2			3	0	1	0	1	0	3
28 Paul Maholm, L (1, 1) Damaso Marte, L (6, 1) José Hernández, R (6, PH) OBP: 0.375, SLG: 0.286 16 Salomon Torres, R (7, 1) Roberto Hernandez, R (8, 1) 13 Nate McLouth, L (8, PH) OBP: 0.200, SLG: 0.267 (9, 9)	C S S 0-3 K ③			B X 1-0 L7 ③		B C C F S 1-3 K ①		X 0-0 6 2B 2 SF8 1B		2 0 1 0 0 1	0 0 0 0 0 0	0 0 0 0 0 0	0 0 0 0 0 0	0 0 1 0 0 0	1 0 1 0 0 0	4 0 1 0 0 0
Inning Stats	R: 0 E: 0 K: 1 S: 14 H: 1 LOB: 1 BB: 0 P: 19	R: 0 E: 0 K: 1 S: 13 H: 2 LOB: 2 BB: 0 P: 21	R: 0 E: 0 K: 1 S: 6 H: 0 LOB: 0 BB: 0 P: 10	R: 1 E: 0 K: 1 S: 9 H: 3 LOB: 2 BB: 0 P: 15	R: 4 E: 0 K: 0 S: 17 H: 3 LOB: 0 BB: 1 P: 26	R: 0 E: 0 K: 1 S: 9 H: 0 LOB: 1 BB: 1 P: 14	R: 2 E: 0 K: 0 S: 16 H: 2 LOB: 1 BB: 1 P: 24	R: 2 E: 0 K: 0 S: 10 H: 3 LOB: 1 BB: 0 P: 13		1B: 7 2B: 2 3B: 1 HR: 4	SF: 1 SAC: 0 DP: 0 HBP: 0		WP: 0 PB: 0 SB: 4 CS: 0	PA: 41		

PITCHER		IP	WLS	BF	H	R	ER	SO	BB	IBB	HBP	BLK	WP	HR	S	P	ERA	WHIP
Brett Tomko, R ERA: 6.55	(1, 1)	5.0		25	9	5	5	4	1	0	0	0	0	3	59	91	9.00	2.000
56 Hung-Chih Kuo, L ERA: 6.75	(6, 1)	2.0	L	10	2	2	2	1	2	0	0	0	0	1	25	38	9.00	2.000
43 Yhency Brazoban, R ERA: 5.4	(8, 1)	1.0		6	3	2	2	0	0	0	0	0	0	0	10	13	18.00	3.000

PITCHER	IP	WLS	BF	H	R	ER	SO	BB	IBB	HBP	BLK	WP	HR	S	P	ERA	WHIP

BOTTOM

Los Angeles Dodgers @ Pittsburgh Pirates

PNC Park, Pittsburgh, PA

Wed Apr 12 2006, 7:05 PM EDT
Att. 13,237 - Cloudy - 70 F

livebaseballscorecards.com

AB	37
R	9
H	14
RBI	9
BB	3
SO	5
LOB	18

Batter	1	2	3	4	5	6	7	8	9	AB	R	H	RBI	BB	SO	LOB
15 Rafael Furcal, S (1, 6) OBP: 0.326, SLG: 0.268	C L F X 0-2 ① F9		B B F B B 4-1 12 BB 17 1B 2B BB	B X 1-0 1B	F B D X 2-1 ③ F7	B F B X 2-1 ③ G6-3			B X 1-0 ① F7	4	1	1	0	1	0	2
18 Ramon Martinez, R (8, 6) OBP: 0.313, SLG: 0.375										1	0	0	0	0	0	0
17 Jason Repko, R (1, 8) OBP: 0.422, SLG: 0.538	B F B B S F B 4-2 CS BB		S B B F 1 SAFE X 2-2 12 BB 1-2 2B 1B	1 SAFE B 1 SAFE C X 1-1 ③ G1-3		C B B F B F B 4-2 12 BLK S 12 FC1-5-2 BB	F B S S 1-3 ① K2-3		B C F B B X 3-2 1B 1B	4	1	2	0	2	1	1
José Cruz Jr., S (1, 7) OBP: 0.457, SLG: 0.538	B B C S 1 SAFE X 2-2 ② 1-2 1B		B X 1-0 ① F8		B C S S 1-3 ① K	F 1 SAFE B F B 1 SAFE 1 SAFE B B 4-2 12 FC1-5-2 12 BLK 1-2 2B BB	B B B 4-0 HR BB		B B C X 2-1 1-2 1B	4	2	2	0	2	1	2
12 Jeff Kent, R (1, 4) OBP: 0.357, SLG: 0.257	F B X 1-1 ③ F7		B B B B 4-0 2B FC1 1-2 2-3 BB		F B B C B X 3-2 BB 1B HR 1B	F F X 0-2 ① FC1-5-2 1-3 2-H 2B	C S S 0-3 ② K		S F B F X 1-2 ② L7	5	2	1	0	1	1	6
Olmedo Saenz, R (1, 3) OBP: 0.458, SLG: 0.818		C F B B X 2-2 ① G2-3	B B F X 2-1 1-3 2-H 3-H 2B		X 0-0 BB 1-2 HR 1B	B C H 2-1 2B HR HBP	F X 0-1 1-H HR		C C S S 0-3 ③ K	4	3	3	4	0	0	0
47 Tim Hamulack, R (7, 1)										0	0	0	0	0	0	0
Franquelis Osoria, R (8, 1)										0	0	0	0	0	0	0
Ricky Ledee, L (9, PH) OBP: 0.231, SLG: 0.417										1	0	0	0	0	1	2
44 Takashi Saito, L (9, 1)										0	0	0	0	0	0	0
Bill Mueller, S (1, 5) OBP: 0.512, SLG: 0.694		C B B F X 2-2 ② P4	X 0-0 ② FC1 3-H		F S D D B F 2 SAFE B 4-2 1-2 2-3 HR BB	F B B B X 3-1 1-3 2-H 3-H HR 2B	B X 1-0 ③ G4-3			4	2	1	2	1	0	2
Cody Ross, R (1, 9) OBP: 0.500, SLG: 1.250	C F B F X 1-2 1B 1B	C S C 0-3 ③ K			B C F X 1-2 1-H 2-H 3-H HR	X 0-0 2-H 3-H HR		B X 1-0 ① G4-3		5	2	3	7	0	1	2
Dioner Navarro, S (1, 2) OBP: 0.308, SLG: 0.435	F X 0-1 1-3 1B			C X 0-1 ① F9	C F B S 1-3 ② K	C B S B X 2-2 G6-3 2B		C C X 0-2 ② F8		5	0	2	0	0	1	0
Derek Lowe, R (1, 1)	B S S C 1-3 ③ K			B X 1-0 ② P4	B C F B B B 4-2 BB	F B B X 2-1 ② G6-3 2-3		B S C X 1-2 ③ F8		3	0	0	0	1	1	3
7 James Loney, L (7, 3) OBP: 0.296, SLG: 0.320										1	0	0	0	0	0	0

Inning Stats																								
	R: 0	H: 1	R: 0	H: 2	R: 2	H: 2	R: 0	H: 1	R: 4	H: 3	R: 5	H: 3	R: 2	H: 1	R: 0	H: 0	R: 0	H: 2	1B: 9	SF: 0	WP: 0	PA: 50
	E: 0	LOB: 1	E: 0	LOB: 2	E: 0	LOB: 2	E: 0	LOB: 1	E: 0	LOB: 1	E: 0	LOB: 1	E: 0	LOB: 0	E: 0	LOB: 2	E: 0	LOB: 2	2B: 3	SAC: 0	PB: 0	
	K: 0	BB: 1	K: 1	BB: 0	K: 1	BB: 2	K: 0	BB: 0	K: 2	BB: 2	K: 0	BB: 2	K: 2	BB: 1	K: 0	BB: 0	K: 1	BB: 0	3B: 0	DP: 0	SB: 1	
	S: 12	P: 19	S: 15	P: 21	S: 12	P: 25	S: 6	P: 9	S: 20	P: 36	S: 19	P: 38	S: 9	P: 15	S: 7	P: 9	S: 13	P: 20	HR: 3	HBP: 1	CS: 1	

PITCHER		IP	WLS	BF	H	R	ER	SO	BB	IBB	HBP	BLK	WP	HR	S	P	ERA	WHIP
Oliver Pérez, L ERA: 8.1	(1, 1)	4.2	L	27	9	6	6	4	5	0	0	0	0	1	63	106	11.57	3.000
Ryan Vogelsong, R ERA: 9.45	(5, 1)	0.2		6	1	4	4	0	2	0	1	1	0	0	13	28	54.00	4.500
Damaso Marte, L ERA: 7.71	(6, 1)	0.2		4	2	1	1	0	0	0	0	0	0	1	8	14	13.50	3.000
34 John Grabow, L ERA: 6.75	(7, 1)	2.0		8	1	2	2	2	1	0	0	0	0	1	16	24	9.00	1.000
Michael Gonzalez, L ERA: 4.5	(9, 1)	1.0		5	2	0	0	1	0	0	0	0	0	0	13	20	0.00	2.000

PITCHER	IP	WLS	BF	H	R	ER	SO	BB	IBB	HBP	BLK	WP	HR	S	P	ERA	WHIP

TOP

Los Angeles Dodgers @ Pittsburgh Pirates

PNC Park, Pittsburgh, PA

Thu Apr 13 2006, 12:35 PM EDT

Att. 18,134 - Sunny - 76 F

livebaseballscorecards.com

AB	41
R	13
H	15
RBI	13
BB	8
SO	7
LOB	20

Batter	1	2	3	4	5	6	7	8	9	AB	R	H	RBI	BB	SO	LOB
6 Chris Duffy, L (1, 8) OBP: 0.233, SLG: 0.341	C B X 1-1 ① G4-3		B S X 1-1 2 G6-4-3 1B		C F B B B F B 4-2 2 G5-3 HR BB		C F S 0-3 ① K		C X 0-1 ① L7	4	1	1	0	1	1	0
2 Jack Wilson, R (1, 6) OBP: 0.429, SLG: 0.694	C B X 1-1 FC6-4 1B		1 SAFE 1 SAFE C 1 SAFE 1 SAFE X 0-1 ② ③ G6-4-3 1-2f		S X 0-1 ① G5-3 1-2		C C B B B X 3-2 ② G1-3		B F B B B X 3-1 ② F9	5	0	1	0	0	0	2
Jason Bay, R (1, 7) OBP: 0.429, SLG: 0.425	B C B 1 SAFE 1 SAFE F X 2-2 ② FC6-4 1-2f			B C X 1-1 E6 1B 1B	C B B C C 2-3 ② K		C S B B B F B 4-2 BB		B F X 1-1 ③ G6-3	4	1	0	0	1	1	2
Jeromy Burnitz, L (1, 9) OBP: 0.295, SLG: 0.524 13 Nate McLouth, L (8, 9) OBP: 0.200, SLG: 0.267	S B S F S 1-3 ③ K			S S B X 1-2 11 BB 1B WP 1-2 1B	B X 1-0 2-H HR		C B S C 1-3 ③ K			4 0	2 0	2 0	2 0	0 0	2 0	2 0
Craig Wilson, R (1, 3) OBP: 0.385, SLG: 0.875		C B S F B S 2-3 ① K		C F B B F D S 3-3 ① K	S F B B F X 2-2 G5-3			B X 1-0 G6-4-3 12 1B 11 1B 1B		4	1	1	0	0	2	2
12 Freddy Sanchez, R (1, 5) OBP: 0.478, SLG: 0.682		C S X 0-2 ② F8		X 0-0 ② F9		C S B B B F S 2-3 ① K		B F B F F X 2-2 G6-4-3 1-2 1B		4	0	1	0	0	1	2
Jose Castillo, R (1, 4) OBP: 0.400, SLG: 0.462		B B C B B 4-1 11 S BB		X 0-0 WP 11 BB 1-2 2-H 1B		B S C B F X 2-2 ② F7		X 0-0 ① ② G6-4-3 1-2f 2-3		3	0	1	1	1	0	2
11 Humberto Cota, R (1, 2) OBP: 0.292, SLG: 0.227		C B B S B X 3-2 ③ G5-3 1-2		S B B B B 4-1 WP 1-2 2-3 BB		C X 0-1 1B		C S F B X 1-2 FC6-4 3-H 1B		3	0	2	1	1	0	1
Oliver Pérez, L (1, 1) OBP: 0.167, SLG: 0.167 Ryan Vogelsong, R (5, 1) Damaso Marte, L (6, 1) Sean Casey, L (6, PH) OBP: 0.364, SLG: 0.613 34 John Grabow, L (7, 1) José Hernández, R (8, PH) OBP: 0.333, SLG: 0.250 Michael Gonzalez, R (9, 1)			C M F X 0-2 ① G1-3	B X 1-0 ③ G4-3 1-2 2-3 3-H		C X 0-1 ③ G4-3		C X 0-1 ③ FC6-4 1-2f		2 0 0 1 0 1 0	0 0 0 0 0 0 0	0 0 0 0 0 0 0	0 0 0 0 0 0 0	0 0 0 0 0 0 0	0 0 0 1 0 1 0	2 0 0 1 0 1 0
Inning Stats	R: 0 E: 0 K: 1 S: 11 H: 1 LOB: 1 BB: 0 P: 16	R: 0 E: 0 K: 1 S: 11 H: 0 LOB: 1 BB: 1 P: 20	R: 0 E: 0 K: 0 S: 8 H: 1 LOB: 0 BB: 0 P: 9	R: 2 E: 1 K: 1 S: 13 H: 2 LOB: 2 BB: 1 P: 23	R: 2 E: 0 K: 1 S: 14 H: 1 LOB: 0 BB: 1 P: 23	R: 0 E: 0 K: 1 S: 12 H: 1 LOB: 1 BB: 0 P: 16	R: 0 E: 0 K: 2 S: 12 H: 0 LOB: 1 BB: 1 P: 20	R: 1 E: 0 K: 0 S: 12 H: 3 LOB: 1 BB: 0 P: 16	R: 0 E: 0 K: 0 S: 6 H: 0 LOB: 0 BB: 0 P: 10	1B: 8 2B: 0 3B: 0 HR: 1	SF: 0 SAC: 0 DP: 2 HBP: 0			WP: 1 PB: 0 SB: 1 CS: 0	PA: 39		

PITCHER		IP	WLS	BF	H	R	ER	SO	BB	IBB	HBP	BLK	WP	HR	S	P	ERA	WHIP
Derek Lowe, R ERA: 5.82	(1, 1)	6.0	W	27	6	4	2	5	3	0	0	0	1	1	69	107	3.00	1.500
47 Tim Hamulack, L ERA:	(7, 1)	1.0		4	0	0	0	2	1	0	0	0	0	0	12	20	0.00	1.000
Franquelis Osoria, R ERA: 12.27	(8, 1)	1.0		5	3	1	1	0	0	0	0	0	0	0	12	16	9.00	3.000
44 Takashi Saito, R ERA:	(9, 1)	1.0		3	0	0	0	0	0	0	0	0	0	0	6	10	0.00	0.000

PITCHER	IP	WLS	BF	H	R	ER	SO	BB	IBB	HBP	BLK	WP	HR	S	P	ERA	WHIP

BOTTOM

Los Angeles Dodgers @ Pittsburgh Pirates

PNC Park, Pittsburgh, PA

Thu Apr 13 2006, 12:35 PM EDT
Att. 18,134 - Sunny - 76 F

livebaseballscorecards.com

AB	35
R	5
H	9
RBI	4
BB	4
SO	7
LOB	17

Chicago Cubs @ Pittsburgh Pirates

PNC Park, Pittsburgh, PA

Fri Apr 14 2006, 7:05 PM EDT

Att. 20,233 - Overcast - 67 F

TOP

livebaseballscorecards.com

Batter	1	2	3	4	5	6	7	8	9	AB	R	H	RBI	BB	SO	LOB
Juan Pierre, L (1, 8) OBP: 0.275, SLG: 0.316	F7	G6-3		G4-3		BB		25 G5-4-3 1B		4	1	1	0	1	0	1
Todd Walker, L (1, 4) OBP: 0.519, SLG: 0.640	25 SF8 3B		1B 25 F7 1B		25 1B 1B	16 HBP 25 1B G4-6-3 1B		P6		5	3	4	1	0	0	1
Bob Howry, L (8, 1)										0	0	0	0	0	0	0
46 Ryan Dempster, R (9, 1)										0	0	0	0	0	0	0
25 Derrek Lee, R (1, 3) OBP: 0.513, SLG: 0.815	SF8		F7		1B 19 3B 1B	G4-6-3 16 HBP 1B		G5-4-3		4	1	2	1	0	0	2
16 Aramis Ramirez, R (1, 5) OBP: 0.290, SLG: 0.269	BB		L5		F8	G4-6-3 HBP			K FC2-6	3	0	0	0	1	1	3
Michael Barrett, R (1, 2) OBP: 0.394, SLG: 0.733	F7		1B BB		19 3B 1B	G4-6-3			FC2-6 19 E BB	4	2	1	1	1	0	4
John Mabry, L (1, 9) OBP: 0.556, SLG: 0.889		G3-1			19 3B 1B	K			19 E 5 1B BB	4	1	2	0	0	1	1
Jerry Hairston, R (8, 4) OBP: 0.417, SLG: 0.455										0	1	0	0	1	0	0
19 Matt Murton, R (1, 7) OBP: 0.368, SLG: 0.571		5 G6-3 45 1B 2B	K		5 FC4-2 3B	K	K		E5 5 1B	5	2	2	3	0	2	4
5 Ronny Cedeno, R (1, 6) OBP: 0.364, SLG: 0.545	G6-3			F8	FC4-2	P4			29 CS 1B	5	0	1	2	0	0	2
45 Sean Marshall, L (1, 1) OBP: 0.250, SLG: 0.250										3	0	1	1	0	1	1
43 Michael Wuertz, R (6, 1)										0	0	0	0	0	0	0
29 Ángel Pagán, S (6, 9) OBP: 0.235, SLG: 0.294										2	0	0	0	0	2	1
Scott Williamson, R (6, 1)										0	0	0	0	0	0	0

Inning Stats	1	2	3	4	5	6	7	8	9	1B: 11	SF: 1	WP: 0	PA: 45
R:	1	1	0	0	4	2	0	0	3	2B: 1	SAC: 0	PB: 1	
E:	0	0	0	0	0	0	0	0	1	3B: 2	DP: 2	SB: 1	
K:	0	0	1	0	1	2	2	0	2	HR: 0	HBP: 1	CS: 1	
S:	13	12	14	9	25	15	13	5	11				
H:	1	2	2	0	5	2	0	1	1				
LOB:	1	1	3	0	1	1	0	0	1				
BB:	1	0	1	0	0	1	0	0	1				
P:	24	17	24	13	38	29	20	8	20				

PITCHER	IP	WLS	BF	H	R	ER	SO	BB	IBB	HBP	BLK	WP	HR	S	P	ERA	WHIP
Victor Santos, R (1, 1) ERA: 7.07	4.1	L	25	10	6	6	1	2	0	0	0	0	0	68	108	12.46	2.769
55 Matt Capps, R (5, 1) ERA: 7.2	0.2		2	0	0	0	1	0	0	0	0	0	0	5	8	0.00	0.000
Ryan Vogelsong, R (6, 1) ERA: 10.57	1.0		6	2	2	2	1	1	0	1	0	0	0	15	29	18.00	3.000
Damaso Marte, L (7, 1) ERA: 4.91	1.1		5	1	0	0	2	0	0	0	0	0	0	17	27	0.00	0.750
Roberto Hernandez, R (8, 1) ERA:	1.2		7	1	3	0	2	1	0	0	0	0	0	12	21	0.00	1.200

PITCHER	IP	WLS	BF	H	R	ER	SO	BB	IBB	HBP	BLK	WP	HR	S	P	ERA	WHIP

AB	39
R	11
H	14
RBI	9
BB	4
SO	7
LOB	20

BOTTOM

Chicago Cubs @ Pittsburgh Pirates

PNC Park, Pittsburgh, PA

Fri Apr 14 2006, 7:05 PM EDT
Att. 20,233 - Overcast - 67 F

livebaseballscorecards.com

Batter	1	2	3	4	5	6	7	8	9	AB	R	H	RBI	BB	SO	LOB
13 Nate McLouth, L (1, 8) OBP: 0.250, SLG: 0.450	C B B X 2-1 ① G3			B X 1-0 BB 2 S 1B 1B		C B B F X 2-2 HR	B X 1-0 ① F7		B C B B X 3-1 ③ F7	5	2	2	1	0	0	1
2 Jack Wilson, R (1, 6) OBP: 0.435, SLG: 0.675	B C F X 1-2 ② G4-3			L 1 SAFE F F B 1 SAFE F B 3-2 1 SAFE B F F X 1B BB 1-2 G6-4-3 1B		B F C F X 1-2 HR 1B	C X 0-1 ② F7			4	2	2	0	0	0	0
Sean Casey, L (1, 3) OBP: 0.353, SLG: 0.594 Craig Wilson, R (3, 3) OBP: 0.414, SLG: 0.962	B C X 1-1 ③ P6			C B B S D B 4-2 G6-4-3 1B 1-2 2-3 BB		B C B X 2-1 1-H HR	B C B S B C 3-3 ③ K			1 2	0 1	0 1	0 2	0 1	0 1	0 0
Jason Bay, R (1, 7) OBP: 0.434, SLG: 0.500		C B F S 1-3 ① K		B B B C F X 3-2 G6-4-3 1B 1-2 2-3 3-H		B C C B B F X 3-2 HR		B C C B X 2-2 ① F8		4	1	2	2	0	1	0
Joe Randa, R (1, 5) OBP: 0.250, SLG: 0.371		C C B X 1-2 ② F7		X 0-0 ① ② G6-4-3 1-2f 2-3 3-H		C B B X 2-1 F9 1B 1B		S C B X 1-2 ② F9		4	0	1	0	0	0	2
Jeromy Burnitz, L (1, 9) OBP: 0.292, SLG: 0.500		F S B S 1-3 ③ K2-3		B C B X 2-1 ③ G3		B X 1-0 1-2 1B		C B B F B X 3-2 ③ F9		4	0	1	0	0	1	1
Jose Castillo, R (1, 4) OBP: 0.388, SLG: 0.429		B X 1-0 ① F9		C F B B F X 2-2 ① F9		X 0-0 ① 2-3 F9			C F F F B F H 2-2 F9 11 G6-3 HBP	3	0	0	0	0	0	2
11 Humberto Cota, R (1, 2) OBP: 0.250, SLG: 0.192		B X 1-0 ② G5-3		X 0-0 ② G6-3		C S S 0-3 ② K			X 0-0 ① 1-2 G6-3	4	0	0	0	0	1	3
Victor Santos, R (1, 1) OBP: 0.200, SLG: 0.200 55 Matt Capps, R (5, 1) 6 Chris Duffy, L (5, PH) OBP: 0.227, SLG: 0.333 Ryan Vogelsong, R (6, 1) 12 Freddy Sanchez, R (6, PH) OBP: 0.458, SLG: 0.652 Damaso Marte, L (7, 1) Roberto Hernandez, R (8, 1) José Hernández, R (9, PH) OBP: 0.300, SLG: 0.222		C S X 0-2 ③ G1-3		B X 1-0 ③ F8		C S S 0-3 ③ K			S B F B B B X 3-2 ② 2-3 F9	1 0 1 0 1 0 0	0 0 0 0 0 0 0	0 0 0 0 2 0 0	0 0 0 0 1 0 0	0 0 0 0 0 0 0	0 0 0 0 0 0 0	0 0 0 0 2 0 0
Inning Stats	R: 0 E: 0 K: 0 S: 7 H: 0 LOB: 0 BB: 0 P: 11	R: 0 E: 0 K: 2 S: 9 H: 0 LOB: 0 BB: 0 P: 12	R: 0 E: 0 K: 0 S: 5 H: 0 LOB: 0 BB: 0 P: 7	R: 2 E: 0 K: 0 S: 17 H: 3 LOB: 1 BB: 1 P: 30	R: 0 E: 0 K: 0 S: 6 H: 0 LOB: 0 BB: 0 P: 9	R: 4 E: 0 K: 2 S: 23 H: 6 LOB: 2 BB: 0 P: 34	R: 0 E: 0 K: 1 S: 6 H: 0 LOB: 0 BB: 0 P: 10	R: 0 E: 0 K: 0 S: 9 H: 0 LOB: 0 BB: 0 P: 15	R: 0 E: 0 K: 0 S: 11 H: 0 LOB: 1 BB: 0 P: 19	1B: 6 2B: 0 3B: 0 HR: 3	SF: 0 SAC: 0 DP: 1 HBP: 1					

	AB	35
	R	6
	H	9
	RBI	5
	BB	1
	SO	5
	LOB	12

	WP: 0	PA: 37
	PB: 0	
	SB: 1	
	CS: 0	

PITCHER		IP	WLS	BF	H	R	ER	SO	BB	IBB	HBP	BLK	WP	HR	S	P	ERA	WHIP
45 Sean Marshall, L ERA: 7.71	(1, 1)	5.0	W	20	5	4	4	2	1	0	0	0	0	1	51	79	7.20	1.200
43 Michael Wuertz, R ERA: 6.75	(6, 1)	0.0		3	3	2	2	0	0	0	0	0	0	2	8	15	∞	∞
Scott Williamson, R ERA: 1.42	(6, 1)	2.0	H	7	1	0	0	3	0	0	0	0	0	0	14	19	0.00	0.500
Bob Howry, R ERA: 1.59	(8, 1)	1.0	H	3	0	0	0	0	0	0	0	0	0	0	9	15	0.00	0.000
46 Ryan Dempster, R ERA:	(9, 1)	1.0		4	0	0	0	0	0	0	1	0	0	0	11	19	0.00	0.000

PITCHER		IP	WLS	BF	H	R	ER	SO	BB	IBB	HBP	BLK	WP	HR	S	P	ERA	WHIP

Batter	1	2	3	4	5	6	7	8	9	AB	R	H	RBI	BB	SO	LOB
Juan Pierre, L (1, 8) OBP: 0.250, SLG: 0.286	C C F F B F C 1-3 ① K		X 0-0 ② B1-3			C B F X 1-2 ① G1-3		B C C X 1-2 ① G1-3		4	0	0	0	0	1	0
Jerry Hairston, R (1, 4) OBP: 0.375, SLG: 0.400	B F B F X 2-2 ② P6		B F C B X 2-2 ③ G6-3			B F S F B C 2-3 ② K		F B X 1-1 25 BB 1B		4	0	1	0	0	1	0
25 Derrek Lee, R (1, 3) OBP: 0.512, SLG: 0.767	C B C F B F X 2-2 1B			C F B F B X 2-2 ① G5-3		F B B F C X 2-2 ③ G5-3		D B F F B B 1-2 4-2 BB		3	0	1	0	1	0	0
16 Aramis Ramirez, R (1, 5) OBP: 0.286, SLG: 0.300	B S C 1 SAFE B F F B T 3-2 ③ K			X 0-0 ② G5-3			B X 1-0 19 1B 2B	B B X 2-0 ② F8		4	1	1	0	0	1	3
Michael Barrett, R (1, 2) OBP: 0.351, SLG: 0.647		X 0-0 ① G6-3		B C C X 1-2 ③ F8			C X 0-1 ① F9	F D F S 1-3 ③ K		4	0	0	0	0	1	3
29 Ángel Pagán, S (1, 9) OBP: 0.263, SLG: 0.316 Freddie Bynum, L (5, 9) Neifi Perez, S (9, PH) OBP: 0.250, SLG: 0.313		B X 1-0 19 CS 1B			B C B F B X 3-2 ① G6-3		S B F S 1-3 ② K		X 0-0 ① F9	2 1 1	0 0 0	1 0 0	0 0 0	0 0 0	0 1 0	0 1 0
19 Matt Murton, R (1, 7) OBP: 0.405, SLG: 0.605	1 SAFE C B B B X 1-2 3-1 ② 2B				B B B C C F B 4-2 5 FC4-6 BB	X 0-0 5 1B 2-H 1B			B X 1-0 ② L5	3	0	2	1	1	0	0
5 Ronny Cedeno, R (1, 6) OBP: 0.351, SLG: 0.514	B C X 1-1 ③ L4				C F X 0-2 ② FC4-6 1-2f	X 0-0 1-2 1B			X 0-0 ③ P4	4	0	1	0	0	0	2
Jerome Williams, R (1, 1) Todd Walker, L (7, PH) OBP: 0.500, SLG: 0.615 47 Scott Eyre, L (7, 1)			C F C 0-3 ① K		C X 0-1 ③ G6-3		B C X 1-1 ③ G3-1			2 1 0	0 0 0	0 0 0	0 0 0	0 0 0	1 0 0	1 2 0
Inning Stats	R: 0 H: 1 E: 0 LOB: 1 K: 2 BB: 0 S: 19 P: 27	R: 0 H: 2 E: 0 LOB: 1 K: 0 BB: 0 S: 6 P: 11	R: 0 H: 0 E: 0 LOB: 0 K: 1 BB: 0 S: 7 P: 9	R: 0 H: 0 E: 0 LOB: 0 K: 0 BB: 0 S: 8 P: 11	R: 0 H: 0 E: 0 LOB: 1 K: 0 BB: 1 S: 11 P: 18	R: 0 H: 0 E: 0 LOB: 0 K: 1 BB: 0 S: 10 P: 15	R: 1 H: 3 E: 0 LOB: 2 K: 1 BB: 0 S: 10 P: 13	R: 0 H: 1 E: 0 LOB: 2 K: 1 BB: 1 S: 11 P: 20	R: 0 H: 0 E: 0 LOB: 0 K: 0 BB: 0 S: 3 P: 4	1B: 5 SF: 0 2B: 2 SAC: 0 3B: 0 DP: 0 HR: 0 HBP: 0						WP: 0 PA: 35 PB: 0 SB: 0 CS: 1

TOP

Chicago Cubs @ Pittsburgh Pirates

PNC Park, Pittsburgh, PA

Sat Apr 15 2006, 7:05 PM EDT

Att. 34,264 - Clear - 68 F

livebaseballscorecards.com

AB	33
R	1
H	7
RBI	1
BB	2
SO	6
LOB	12

PITCHER		IP	WLS	BF	H	R	ER	SO	BB	IBB	HBP	BLK	WP	HR	S	P	ERA	WHIP
57 Zach Duke, L ERA: 4.5	(1, 1)	7.0	W	27	6	1	1	5	1	0	0	0	0	0	71	104	1.29	1.000
34 John Grabow, L ERA: 6.43	(8, 1)	0.1	H	1	0	0	0	0	0	0	0	0	0	0	3	4	0.00	0.000
Roberto Hernandez, R ERA:	(8, 1)	0.2	H	4	1	0	0	1	1	0	0	0	0	0	8	16	0.00	3.000
Michael Gonzalez, L ERA: 3.6	(9, 1)	1.0	S	3	0	0	0	0	0	0	0	0	0	0	3	4	0.00	0.000

PITCHER	IP	WLS	BF	H	R	ER	SO	BB	IBB	HBP	BLK	WP	HR	S	P	ERA	WHIP

Batter	1	2	3	4	5	6	7	8	9	AB	R	H	RBI	BB	SO	LOB
6 Chris Duffy, L (1, 8) OBP: 0.229, SLG: 0.311	C B F X 1-2 F8 ①		B L X 1-1 F7 ①		C F B B X 2-2 G6-3 ①		B C C B F B B 4-2 2 L5-3 BB			3	0	0	0	1	0	0
2 Jack Wilson, R (1, 6) OBP: 0.400, SLG: 0.614	B C B X 2-1 G6-3 ②		C X 0-1 P2 ②		C C B X 1-2 G1-3 ②		1 SAFE F X 0-1 L5-3 ②③ 1-1			4	0	0	0	0	0	1
Jason Bay, R (1, 7) OBP: 0.474, SLG: 0.500	C B B B S B 4-2 BB		C F H 1-2 1B E HBP		C B B B B 4-1 BB			B B B C B 4-1 L3 BB		0	0	0	0	3	0	0
Jeromy Burnitz, L (1, 9) OBP: 0.288, SLG: 0.480 Michael Gonzalez, R (9, 1)	C B B F 1 SAFE X 2-2 P4 ③		C B 1 SAFE X 1-1 1-3 1B		B X 1-0 G4-3 ③			1 SAFE C B B F B F X 3-2 L3 ①② 1-1		4 0	0 0	1 0	0 0	0 0	0 0	3 0
Craig Wilson, R (1, 3) OBP: 0.424, SLG: 0.966		B B C B B 4-1 G4-3 11 E S BB	F B S C 1-3 K ③			X 0-0 SF9 3B		C F F B F B S 2-3 K ③		3	2	1	0	1	2	2
Joe Randa, R (1, 5) OBP: 0.256, SLG: 0.405		C T F B B 1 SAFE B S 3-3 K ① 1-2		X 0-0 11 G6-4-3 2B		F X 0-1 SF9 ① 3-H				2	0	1	1	0	1	1
Jose Castillo, R (1, 4) OBP: 0.404, SLG: 0.432		C X 0-1 G4-3 ② 2-3		B B D C F B 4-2 11 G6-4-3 BB		X 0-0 11 CS 1B				2	0	1	0	1	0	1
11 Humberto Cota, R (1, 2) OBP: 0.226, SLG: 0.172		C B B S X 2-2 E6 3-H		X 0-0 ①② G6-4-3 1-2f 2-3		1 SAFE B 1 S S X 1-2 L3 ②③ 1-2				3	0	0	0	0	0	3
57 Zach Duke, L (1, 1) OBP: 0.200, SLG: 0.200 12 Freddy Sanchez, R (7, PH) OBP: 0.440, SLG: 0.625 34 John Grabow, L (8, 1) Roberto Hernandez, R (8, 1) 13 Nate McLouth, L (9, 9) OBP: 0.250, SLG: 0.450		S T S 0-3 K ③		F B F B F X 2-2 L6 ③			F B S X 1-2 G5-3 ①			2 1 0 0 0	0 0 0 0 0	0 0 0 0 0	0 0 0 0 0	0 0 0 0 0	1 0 0 0 0	2 0 0 0 0

BOTTOM

Chicago Cubs @ Pittsburgh Pirates
PNC Park, Pittsburgh, PA
Sat Apr 15 2006, 7:05 PM EDT
Att. 34,264 - Clear - 68 F

livebaseballscorecards.com

AB	24
R	2
H	4
RBI	1
BB	6
SO	4
LOB	13

Inning Stats	1	2	3	4	5	6	7	8	9
	R: 0 E: 0 K: 0 S: 10 H: 0 LOB: 1 BB: 1 P: 19	R: 1 E: 1 K: 2 S: 13 H: 0 LOB: 1 BB: 1 P: 22	R: 0 E: 1 K: 1 S: 11 H: 1 LOB: 2 BB: 0 P: 15	R: 0 E: 0 K: 0 S: 8 H: 1 LOB: 1 BB: 1 P: 14	R: 0 E: 0 K: 0 S: 8 H: 0 LOB: 1 BB: 1 P: 16	R: 1 E: 0 K: 0 S: 7 H: 2 LOB: 0 BB: 0 P: 8	R: 0 E: 0 K: 0 S: 8 H: 0 LOB: 0 BB: 1 P: 13	R: 0 E: 0 K: 1 S: 10 H: 0 LOB: 0 BB: 1 P: 19	

1B: 2 SF: 1
2B: 3 SAC: 0
3B: 1 DP: 3
HR: 0 HBP: 1

WP: 0 PA: 32
PB: 0
SB: 1
CS: 1

PITCHER		IP	WLS	BF	H	R	ER	SO	BB	IBB	HBP	BLK	WP	HR	S	P	ERA	WHIP
Jerome Williams, R ERA: 2.45	(1, 1)	6.0	L	26	4	2	1	3	4	0	1	0	0	0	57	94	1.50	1.333
47 Scott Eyre, L ERA:	(7, 1)	2.0		6	0	0	0	1	2	0	0	0	0	0	18	32	0.00	1.000

PITCHER	IP	WLS	BF	H	R	ER	SO	BB	IBB	HBP	BLK	WP	HR	S	P	ERA	WHIP

Chicago Cubs @ Pittsburgh Pirates

PNC Park, Pittsburgh, PA

Sun Apr 16 2006, 1:35 PM EDT

Att. 15,020 - Partly Cloudy - 64 F

TOP

livebaseballscorecards.com

Batter	1	2	3	4	5	6	7	8	9	AB	R	H	RBI	BB	SO	LOB
Juan Pierre, L (1, 8) OBP: 0.292, SLG: 0.326	L B F X 1-2 25 S 16 1B 1B		B F X 1-1 ① P6			C S X 0-2 1B 25 2B 1B	X 0-0 ① SH1-3 1-2		F X 0-1 1-2 1B	4	2	3	0	0	0	0
Freddie Bynum, L (1, 9) OBP: 0.100, SLG: 0.100	1 SAFE 1 SAFE 1 SAFE F 1 P B X SAFE 2-1 ① L7		X 0-0 ② B2-3			1 SAFE X 0-0 25 2B 1-2 1B	F F X 0-2 ② G4-3 2-3		X 0-0 ③ G4-3	5	1	1	0	0	0	4
25 Derrek Lee, R (1, 3) OBP: 0.489, SLG: 0.735	B B X 2-0 ② G6-3 1-2		C B S X 1-2 ③ G4-3			B B 2 SAFE C B X 3-1 16 WP 16 HR 1-H 2-H 2B	B B C B X 3-1 ③ L8			4	1	1	2	0	0	2
16 Aramis Ramirez, R (1, 5) OBP: 0.333, SLG: 0.424	2 SAFE B X 1-0 HR 2-H 1B			B B B B 4-0 19 G6-4-3 BB		B B X 2-0 2-H HR		X 0-0 ① F8		3	2	2	3	1	0	0
Todd Walker, L (1, 4) OBP: 0.469, SLG: 0.667	C F X 0-2 1-H HR			B F C B 1 SAFE B X 3-2 ① F7		B B C X 2-1 ① F7		B B C B X 3-1 ② G4-3		4	1	1	2	0	0	1
19 Matt Murton, R (1, 7) OBP: 0.370, SLG: 0.548	C X 0-1 ③ G6-3			B B F X 2-1 ② ③ G6-4-3 1-2f		F C B F S 1-3 ② K		F B F F C 1-3 ③ K		4	0	0	0	0	2	1
5 Ronny Cedeno, R (1, 6) OBP: 0.341, SLG: 0.512		X 0-0 ① F7			M S F B X 1-2 ① G1-3	C X 0-1 2B			B F X 1-1 ① P3	4	0	1	0	0	0	0
24 Henry Blanco, R (1, 2) OBP: 0.200, SLG: 0.111		C F B X 1-2 ② F7			C B B F F B F F X 3-2 ② F8	B B B C X 3-1 ③ F8			B B X 2-0 ② L8	4	0	0	0	0	0	1
Glendon Rusch, L (1, 1) OBP: 0.250, SLG: 0.500 Jerry Hairston, R (7, PH) OBP: 0.412, SLG: 0.438 13 Will Ohman, L (7, 1) 44 Roberto Novoa, R (7, 1) Jacque Jones, L (9, PH) OBP: 0.227, SLG: 0.278 46 Ryan Dempster, R (9, 1)		B S X 1-1 ③ G6-3			F F B S 1-3 ③ K		T F F E B F B X 2-2 G4-3 SH1-3 1B		B B B B 4-0 1B BB	2 1 0 0 0 0	0 0 0 0 0 0	0 1 0 0 0 0	0 0 0 0 1 0	1 0 0 0 0 0	0 0 0 0 0 0	0 0 0 0 0 0
Inning Stats	R: 3 E: 0 K: 0 S: 13 H: 3 LOB: 0 BB: 0 P: 18	R: 0 E: 0 K: 0 S: 7 H: 0 LOB: 0 BB: 0 P: 9	R: 0 E: 0 K: 0 S: 6 H: 0 LOB: 0 BB: 0 P: 8	R: 0 E: 0 K: 0 S: 5 H: 0 LOB: 0 BB: 1 P: 14	R: 0 E: 0 K: 1 S: 13 H: 0 LOB: 0 BB: 0 P: 18	R: 4 E: 0 K: 1 S: 17 H: 5 LOB: 1 BB: 0 P: 28	R: 0 E: 0 K: 0 S: 12 H: 1 LOB: 1 BB: 0 P: 17	R: 0 E: 0 K: 1 S: 7 H: 0 LOB: 0 BB: 0 P: 11	R: 0 E: 0 K: 0 S: 6 H: 1 LOB: 2 BB: 1 P: 13	1B: 6 2B: 2 3B: 0 HR: 2	SF: 0 SAC: 1 DP: 1 HBP: 0						

	AB	35
	R	7
	H	10
	RBI	7
	BB	2
	SO	3
	LOB	9

WP: 1 PB: 0 SB: 1 CS: 0 PA: 38

PITCHER		IP	WLS	BF	H	R	ER	SO	BB	IBB	HBP	BLK	WP	HR	S	P	ERA	WHIP
45 Ian Snell, R ERA: 9.6	(1, 1)	5.0	L	21	6	6	6	1	1	0	0	0	0	1	50	76	10.80	1.400
55 Matt Capps, R ERA: 6.43	(6, 1)	2.0		9	3	1	1	1	0	0	0	0	1	1	23	36	4.50	1.500
16 Salomon Torres, R ERA: 4.35	(8, 1)	2.0		8	1	0	0	1	1	0	0	0	0	0	13	24	0.00	1.000

PITCHER	IP	WLS	BF	H	R	ER	SO	BB	IBB	HBP	BLK	WP	HR	S	P	ERA	WHIP

BOTTOM

Chicago Cubs @ Pittsburgh Pirates

PNC Park, Pittsburgh, PA

Sun Apr 16 2006, 1:35 PM EDT
Att. 15,020 - Partly Cloudy - 64 F

livebaseballscorecards.com

Batter	1	2	3	4	5	6	7	8	9	AB	R	H	RBI	BB	SO	LOB
13 Nate McLouth, L (1, 8) OBP: 0.250, SLG: 0.417	G4-3		K			2 1B HR 1B		F7		4	1	1	0	0	1	1
2 Jack Wilson, R (1, 6) OBP: 0.389, SLG: 0.583	G6-3		F9			1-2 HR 1B		F7		4	1	1	0	0	0	1
Jason Bay, R (1, 7) OBP: 0.459, SLG: 0.468	BB			K		F9		G6-3		3	0	0	0	1	1	2
Craig Wilson, R (1, 3) OBP: 0.405, SLG: 0.970	G6-3			K		1-H 2-H HR			K	4	1	1	3	0	2	1
12 Freddy Sanchez, R (1, 5) OBP: 0.379, SLG: 0.536		K		F9		G4-3			G6-3	4	0	0	0	0	1	0
Jeromy Burnitz, L (1, 9) OBP: 0.286, SLG: 0.463		P6			K		K		1B	4	0	1	0	0	2	0
Jose Castillo, R (1, 4) 16 Salomon Torres, R (8, 1) Joe Randa, R (9, PH) OBP: 0.250, SLG: 0.395	G1-3				11 G5-4-3 1B		11 BB 1B		F8	2 0 1	0 0 0	1 0 0	0 0 0	0 0 0	0 0 1	0 0 1
11 Humberto Cota, R (1, 2) OBP: 0.265, SLG: 0.194			45 SH5-4 1B		G5-4-3 1-2f		G6-4-3 BB 1-2			2	0	1	0	1	0	1
45 Ian Snell, R (1, 1) 55 Matt Capps, R (6, 1) José Hernández, R (6, 4) OBP: 0.250, SLG: 0.182 Mike Edwards, R (7, PH) OBP: 1.000, SLG: 1.000			SH5-4 1-2			G4-3	G6-4-3 1-2f			0 0 2 1	0 0 0 0	0 0 0 1	0 0 0 0	0 0 0 0	0 0 0 0	0 0 2 0
Inning Stats	R: 0 E: 0 K: 0 S: 9 H: 0 LOB: 1 BB: 1 P: 19	R: 0 E: 0 K: 1 S: 8 H: 0 LOB: 0 BB: 0 P: 11	R: 0 E: 0 K: 1 S: 13 H: 1 LOB: 1 BB: 0 P: 15	R: 0 E: 0 K: 2 S: 11 H: 0 LOB: 0 BB: 0 P: 13	R: 0 E: 0 K: 1 S: 8 H: 1 LOB: 0 BB: 0 P: 10	R: 3 E: 0 K: 0 S: 13 H: 3 LOB: 0 BB: 0 P: 20	R: 0 E: 0 K: 1 S: 7 H: 1 LOB: 1 BB: 1 P: 11	R: 0 E: 0 K: 0 S: 6 H: 0 LOB: 0 BB: 0 P: 8	R: 0 E: 0 K: 1 S: 17 H: 1 LOB: 1 BB: 0 P: 23	1B: 6 2B: 0 3B: 0 HR: 1	SF: 0 SAC: 1 DP: 2 HBP: 0						

	AB	31
	R	3
	H	7
	RBI	3
	BB	2
	SO	7
	LOB	9

WP: 0 PB: 0 SB: 0 CS: 0 PA: 34

PITCHER	IP	WLS	BF	H	R	ER	SO	BB	IBB	HBP	BLK	WP	HR	S	P	ERA	WHIP
Glendon Rusch, L (1, 1) ERA: 6.6	6.0	W	23	5	3	3	5	1	0	0	0	0	1	62	88	4.50	1.000
13 Will Ohman, L (7, 1) ERA: 23.63	0.1		1	0	0	0	1	0	0	0	0	0	0	3	3	0.00	0.000
44 Roberto Novoa, R (7, 1) ERA:	1.2		6	1	0	0	0	1	0	0	0	0	0	10	16	0.00	1.200
46 Ryan Dempster, R (9, 1) ERA:	1.0		4	1	0	0	1	0	0	0	0	0	0	17	23	0.00	1.000

PITCHER	IP	WLS	BF	H	R	ER	SO	BB	IBB	HBP	BLK	WP	HR	S	P	ERA	WHIP

St. Louis Cardinals @ Pittsburgh Pirates

PNC Park, Pittsburgh, PA

Mon Apr 17 2006, 7:05 PM EDT

Att. 15,278 - Clear - 62 F

TOP

livebaseballscorecards.com

Batter	1	2	3	4	5	6	7	8	9	AB	R	H	RBI	BB	SO	LOB
22 David Eckstein, R (1, 6) OBP: 0.339, SLG: 0.327	G4-3		G6-3		L4	G1-3			G6-3	5	0	0	0	0	0	1
So Taguchi, R (1, 8) OBP: 0.235, SLG: 0.303	5 HR 1B		F9		43 HBP 5 BB 1B		E6 27 1B		F9	5	1	2	0	0	0	0
5 Albert Pujols, R (1, 3) OBP: 0.508, SLG: 1.023	HR		2B		BB		F7			3	1	2	2	1	0	1
27 Scott Rolen, R (1, 5) OBP: 0.393, SLG: 0.542	F8		BB		L7		1B			3	0	1	0	1	0	2
43 Juan Encarnacion, R (1, 9) OBP: 0.280, SLG: 0.255	1B		L9		HBP		F8			3	0	1	0	0	0	3
4 Yadier Molina, R (1, 2) OBP: 0.200, SLG: 0.250	G1-3			K	G5-3			K		4	0	0	0	0	2	4
7 Hector Luna, R (1, 4) OBP: 0.500, SLG: 0.750		K		2B		55 S G4-3 1B		F9		4	0	2	0	0	1	0
55 Skip Schumaker, L (1, 7) OBP: 0.278, SLG: 0.281		K		L4		G4-3		F7		4	0	0	0	0	1	2
Jason Marquis, L (1, 1) OBP: 0.200, SLG: 0.300		G4-3		G5-3		K			K	3	0	0	0	0	1	2
26 Scott Spiezio, S (9, PH) OBP: 0.273, SLG: 0.444										1	0	0	0	0	1	0
44 Jason Isringhausen, R (9, 1)										0	0	0	0	0	0	0
AB										**35**						
R										**2**						
H										**8**						
RBI										**2**						
BB										**2**						
SO										**6**						
LOB										**15**						

Inning Stats	1	2	3	4	5	6	7	8	9
	R: 2 E: 0 K: 0 S: 18	H: 3 LOB: 1 BB: 0 P: 26	R: 0 E: 0 K: 2 S: 9	H: 0 LOB: 0 BB: 0 P: 14	R: 0 E: 0 K: 0 S: 10	H: 1 LOB: 2 BB: 1 P: 21	R: 0 E: 0 K: 1 S: 11	H: 1 LOB: 1 BB: 0 P: 12	R: 0 E: 0 K: 0 S: 19	H: 1 LOB: 3 BB: 1 P: 33
	R: 0 E: 0 K: 1 S: 7	H: 1 LOB: 1 BB: 0 P: 12	R: 0 E: 1 K: 0 S: 7	H: 1 LOB: 1 BB: 0 P: 7	R: 0 E: 0 K: 1 S: 8	H: 0 LOB: 0 BB: 0 P: 10	R: 0 E: 0 K: 1 S: 9	H: 0 LOB: 0 BB: 0 P: 13		

1B: 5	SF: 0	WP: 0
2B: 2	SAC: 0	PB: 0
3B: 0	DP: 0	SB: 1
HR: 1	HBP: 1	CS: 0

PA: 38

PITCHER		IP	WLS	BF	H	R	ER	SO	BB	IBB	HBP	BLK	WP	HR	S	P	ERA	WHIP
28 Paul Maholm, L ERA: 6.11	(1, 1)	6.0	L	28	7	2	2	4	2	0	1	0	0	1	74	118	3.00	1.500
16 Salomon Torres, R ERA: 3.65	(7, 1)	2.0		7	1	0	0	1	0	0	0	0	0	0	15	17	0.00	0.500
Michael Gonzalez, L ERA: 3.0	(9, 1)	1.0		3	0	0	0	1	0	0	0	0	0	0	9	13	0.00	0.000

PITCHER	IP	WLS	BF	H	R	ER	SO	BB	IBB	HBP	BLK	WP	HR	S	P	ERA	WHIP

Batter	1	2	3	4	5	6	7	8	9	AB	R	H	RBI	BB	SO	LOB
6 Chris Duffy, L (1, 8) OBP: 0.231, SLG: 0.306	B C X 1-1 ① G1-3		F B B B F X 3-2 1B			C F X 0-2 ② G4-3		F B X 1-1 ③ F8		4	0	1	0	0	0	1
2 Jack Wilson, R (1, 6) OBP: 0.379, SLG: 0.577	C X 0-1 ② P6		B B X 2-0 ③ F7			B C B X 2-1 ③ G4-3			B C B X 2-1 2B	4	0	1	0	0	0	1
Jason Bay, R (1, 7) OBP: 0.446, SLG: 0.440	B B B B 4-0 BB			B F B T B F X 3-2 ① F8			C B B X 2-1 ① G6-3		S D C S 1-3 ① K	3	0	0	0	1	1	1
Jeromy Burnitz, L (1, 9) OBP: 0.267, SLG: 0.431	B X 1-0 ③ G1-3			F B X 1-1 ② F8			X 0-0 ② G4-3		C C S 0-3 ② K	4	0	0	0	0	1	2
Craig Wilson, R (1, 3) OBP: 0.366, SLG: 0.865		B C X 1-1 ① P4		B X 1-0 ③ G5-3			C B S C 1-3 ③ K		B B X 2-0 ③ G4-3	4	0	0	0	0	1	1
Joe Randa, R (1, 5) OBP: 0.233, SLG: 0.366		C B B B X 3-1 ② G6-3			C S B X 1-2 ① G6-3			B F B X 2-1 ① G4-3		3	0	0	0	0	0	0
Jose Castillo, R (1, 4) OBP: 0.404, SLG: 0.449		X 0-0 ③ F8			F B X 1-1 ② F9			C F B X 1-2 13 1B 2B		3	1	1	0	0	0	0
26 Ronny Paulino, R (1, 2)			B S B B B F X 3-2 ① F8		X 0-0 ③ L5			B C D X 2-1 ② G5-3		3	0	0	0	0	0	1
28 Paul Maholm, L (1, 1)			B C F C 1-3 ② K			C X 0-1 ① L5		C X 0-1 2-H 1B		1	0	0	0	0	1	0
12 Freddy Sanchez, R (6, PH) OBP: 0.367, SLG: 0.517										1	0	0	0	0	0	0
16 Salomon Torres, R (7, 1)										0	0	0	0	0	0	0
13 Nate McLouth, L (8, PH) OBP: 0.280, SLG: 0.440										1	0	1	1	0	0	0
Michael Gonzalez, R (9, 1)										0	0	0	0	0	0	0
Inning Stats	R: 0 H: 0 E: 0 LOB: 1 K: 0 BB: 1 S: 5 P: 11	R: 0 H: 0 E: 0 LOB: 0 K: 0 BB: 0 S: 5 P: 9	R: 0 H: 1 E: 0 LOB: 1 K: 1 BB: 0 S: 10 P: 19	R: 0 H: 0 E: 0 LOB: 0 K: 0 BB: 0 S: 7 P: 12	R: 0 H: 0 E: 0 LOB: 0 K: 0 BB: 0 S: 6 P: 8	R: 0 H: 0 E: 0 LOB: 0 K: 0 BB: 0 S: 7 P: 9	R: 0 H: 0 E: 0 LOB: 0 K: 1 BB: 0 S: 6 P: 9	R: 1 H: 2 E: 0 LOB: 1 K: 0 BB: 0 S: 11 P: 17	R: 0 H: 1 E: 0 LOB: 1 K: 2 BB: 0 S: 9 P: 14	1B: 2 SF: 0 2B: 2 SAC: 0 3B: 0 DP: 0 HR: 0 HBP: 0						PA: 32 WP: 0 PB: 0 SB: 0 CS: 0

PITCHER		IP	WLS	BF	H	R	ER	SO	BB	IBB	HBP	BLK	WP	HR	S	P	ERA	WHIP
Jason Marquis, R ERA: 2.79	(1, 1)	8.0	W	28	3	1	1	2	1	0	0	0	0	0	57	94	1.12	0.500
44 Jason Isringhausen, R ERA: 11.25	(9, 1)	1.0	S	4	1	0	0	2	0	0	0	0	0	0	9	14	0.00	1.000

PITCHER	IP	WLS	BF	H	R	ER	SO	BB	IBB	HBP	BLK	WP	HR	S	P	ERA	WHIP

BOTTOM

St. Louis Cardinals @ Pittsburgh Pirates

PNC Park, Pittsburgh, PA

Mon Apr 17 2006, 7:05 PM EDT

Att. 15,278 - Clear - 62 F

livebaseballscorecards.com

AB	31
R	1
H	4
RBI	1
BB	1
SO	4
LOB	7

St. Louis Cardinals @ Pittsburgh Pirates

PNC Park, Pittsburgh, PA

Tue Apr 18 2006, 7:05 PM EDT

Att. 16,682 - Clear - 68 F

TOP

livebaseballscorecards.com

Batter	1	2	3	4	5	6	7	8	9	AB	R	H	RBI	BB	SO	LOB
22 David Eckstein, R (1, 6) OBP: 0.373, SLG: 0.362	C X 0-1 G4-6-3 1B		B C B X 2-1 1-H 2B		D B B C B 4-1 1B 1-2 2-3 BB		B B B B 4-0 BB		C B F X 1-2 ③ G6-3	3	0	2	1	2	0	0
So Taguchi, R (1, 8) OBP: 0.237, SLG: 0.297	B C X 1-1 ① ② G4-6-3 1-2f		B F S B B X 3-2 ③ G5-3		F B D B X 3-1 1B 1-2 2-3 3-H		B C X 1-1 ③ L4			4	0	1	1	0	0	3
5 Albert Pujols, R (1, 3) OBP: 0.500, SLG: 1.043 53 John Rodriguez, L (7, 7) OBP: 0.455, SLG: 0.700	C C X 0-2 ③ G1-3			C C F X 0-2 HR	B B X 2-0 ② F9			B B S X 2-1 26 DI 26 2B 1B		3	1	1	1	0	0	3
										1	1	1	0	0	0	0
27 Scott Rolen, R (1, 5) OBP: 0.373, SLG: 0.510 26 Scott Spiezio, S (7, 5) OBP: 0.333, SLG: 0.600		B B B C F F X 3-2 ① F7		B C F X 1-2 ① F7	X 0-0 ③ F8			B F X 1-1 1-H 2B		3	0	0	0	0	0	3
										1	0	1	1	0	0	0
43 Juan Encarnacion, R (1, 9) OBP: 0.264, SLG: 0.240 55 Skip Schumaker, L (7, 9) OBP: 0.270, SLG: 0.273		B X 1-0 ② F8		B S S X 1-2 ② P6		S B S S X 1-2 ① G6-3		B F B F X 2-2 ① G6-3		3	0	0	0	0	0	0
										1	0	0	0	0	0	1
4 Yadier Molina, R (1, 2) OBP: 0.188, SLG: 0.234 Ricardo Rincon, L (6, 1) 15 Jim Edmonds, L (8, PH) OBP: 0.261, SLG: 0.282 48 Brad Thompson, R (8, 1)		X 0-0 ③ F7		B F S X 1-2 ③ L9		B F X 1-1 ② G6-3		S F S 0-3 ② K		3	0	0	0	0	0	0
										0	0	0	0	0	0	0
										1	0	0	0	0	1	1
										0	0	0	0	0	0	0
7 Hector Luna, R (1, 7) OBP: 0.400, SLG: 0.600 (7, 3)			B C F B X 2-2 ① G6-3		C S B S 1-3 ① K	F X 0-1 ③ F9		F X 0-1 ③ G6-3		4	0	0	0	0	1	1
Aaron Miles, S (1, 4) OBP: 0.439, SLG: 0.471			C B X 1-1 ② G4-3		C X 0-1 22 BB 1B 2B		B B C X 2-1 ① P3		B C X 1-1 G6-4-3 1B	4	1	2	0	0	0	0
Jeff Suppan, R (1, 1) Josh Hancock, R (3, 1) Gary Bennett, R (6, 2) OBP: 0.222, SLG: 0.222			B B B C C B 4-2 22 2B BB		B B B C C B 4-1 1B 22 BB BB		C F S 0-3 ② K		X 0-0 ① ② G6-4-3 1-2f	0	1	0	0	1	0	0
										0	0	0	0	1	0	0
										2	0	0	0	0	1	1
Inning Stats	R: 0 E: 0 K: 0 S: 7 H: 1 LOB: 0 BB: 0 P: 8	R: 0 E: 0 K: 0 S: 6 H: 0 LOB: 0 BB: 0 P: 10	R: 1 E: 0 K: 0 S: 12 H: 1 LOB: 1 BB: 1 P: 24	R: 1 E: 0 K: 0 S: 13 H: 1 LOB: 0 BB: 0 P: 16	R: 1 E: 0 K: 1 S: 11 H: 2 LOB: 3 BB: 2 P: 25	R: 0 E: 0 K: 0 S: 7 H: 0 LOB: 0 BB: 0 P: 9	R: 0 E: 0 K: 1 S: 7 H: 0 LOB: 1 BB: 1 P: 14	R: 1 E: 0 K: 1 S: 12 H: 2 LOB: 1 BB: 0 P: 17	R: 0 E: 0 K: 0 S: 6 H: 1 LOB: 0 BB: 0 P: 8	1B: 4 2B: 3 3B: 0 HR: 1	SF: 0 SAC: 0 DP: 2 HBP: 0						

	AB	33
	R	4
	H	8
	RBI	4
	BB	4
	SO	3
	LOB	13

WP: 0 PB: 0 SB: 0 CS: 0 PA: 37

PITCHER		IP	WLS	BF	H	R	ER	SO	BB	IBB	HBP	BLK	WP	HR	S	P	ERA	WHIP
Oliver Pérez, L ERA: 6.75	(1, 1)	6.2	W	28	5	3	3	2	4	0	0	0	0	1	61	103	4.05	1.350
55 Matt Capps, R ERA: 6.48	(7, 1)	1.1		6	2	1	1	1	0	0	0	0	0	0	14	20	6.75	1.500
34 John Grabow, L ERA: 5.63	(9, 1)	1.0		3	1	0	0	0	0	0	0	0	0	0	6	8	0.00	1.000

PITCHER	IP	WLS	BF	H	R	ER	SO	BB	IBB	HBP	BLK	WP	HR	S	P	ERA	WHIP

Batter	1	2	3	4	5	6	7	8	9	AB	R	H	RBI	BB	SO	LOB
6 Chris Duffy, L (1, 8) OBP: 0.246, SLG: 0.333	2-2: 2 1B HR 1B	2-1: 1B 2-H 3-H 2B		0-2 ①: F9		0-1 ①: G3	3-2 ①: G4-3			5	2	2	2	0	0	0
2 Jack Wilson, R (1, 6) OBP: 0.381, SLG: 0.614	0-0: 1-2 HR 1B	1-1 ②: G6-3		1-1: HR		2-3 ②: K	1-1 ②: G6-3			5	2	2	1	0	1	1
Jason Bay, R (1, 7) OBP: 0.486, SLG: 0.519 Mike Edwards, R (8, 5) OBP: 1.000, SLG: 1.000	1-0: 1-H 2-H HR	4-2: 1B BB		4-2: S BB		4-0: HR BB	0-0: 1B			2 0	2 0	2 0	3 0	3 0	0 0	0 0
Jeromy Burnitz, L (1, 9) OBP: 0.297, SLG: 0.492 13 Nate McLouth, L (7, 9) OBP: 0.269, SLG: 0.423	4-2: G5-4-3 BB	0-0 ③: 1-3 2-H 1B		0-0 ②: P2		2-2: 1-H HR	2-2 ③: G4-3			3 1	1 0	2 0	3 0	1 0	0 0	1 1
Craig Wilson, R (1, 3) OBP: 0.413, SLG: 0.927	0-3 ①: K	0-0: 2B 2B		4-2: 1-2 BB		0-2: 1B 2B		1-2: 2B		4	2	3	0	1	1	1
Joe Randa, R (1, 5) OBP: 0.255, SLG: 0.400 12 Freddy Sanchez, R (7, 5) OBP: 0.355, SLG: 0.500 (8, 4)	2-1 ②③: G5-4-3 1-2f	0-1: BLK G5-3 2-H 2B		1-1 ③: F8		1-2: 11 BB 1B 2-H 1B		2-3 ①: K		4 1	1 0	2 0	2 0	0 0	0 1	3 1
José Hernández, R (1, 4) OBP: 0.294, SLG: 0.200 (8, 7)	4-2: 11 2B 6 2B BB	1-1 ①: G5-3 2-H		0-2 ①: G4-3		0-0: 11 BB 1-2 1B		3-1 ②: G6-3		4	1	1	1	1	0	1
11 Humberto Cota, R (1, 2) OBP: 0.282, SLG: 0.229	1-0: 6 1-3 2B	0-1 ②: P5		1-1 ②: G1-3		4-2: 1-2 2-3 BB		1-0 ③: G6-3		4	1	1	0	1	0	1
Oliver Pérez, L (1, 1) OBP: 0.100, SLG: 0.100 55 Matt Capps, R (7, 1) 34 John Grabow, L (9, 1)	0-0 ①: P6	1-1 ③: G3		1-2 ③: L7		1-3 ③: K				4 0 0	0 0 0	0 0 0	0 0 0	0 0 0	1 0 0	5 0 0
Inning Stats	R: 3 E: 0 K: 1 S: 12 / H: 3 LOB: 0 BB: 1 P: 21	R: 3 E: 0 K: 0 S: 13 / H: 3 LOB: 2 BB: 2 P: 25	R: 2 E: 0 K: 0 S: 9 / H: 2 LOB: 0 BB: 0 P: 11	R: 1 E: 0 K: 0 S: 12 / H: 1 LOB: 2 BB: 2 P: 22	R: 0 E: 0 K: 0 S: 8 / H: 0 LOB: 0 BB: 0 P: 10	R: 3 E: 0 K: 2 S: 22 / H: 4 LOB: 3 BB: 2 P: 36	R: 0 E: 0 K: 0 S: 11 / H: 1 LOB: 1 BB: 0 P: 17	R: 0 E: 0 K: 1 S: 11 / H: 1 LOB: 1 BB: 0 P: 18		1B: 6 2B: 6 3B: 0 HR: 3	SF: 0 SAC: 0 DP: 1 HBP: 0			WP: 0 PB: 0 SB: 1 CS: 0	PA: 44	

PITCHER		IP	WLS	BF	H	R	ER	SO	BB	IBB	HBP	BLK	WP	HR	S	P	ERA	WHIP
Jeff Suppan, R ERA: 9.0	(1, 1)	2.0	L	15	8	8	8	1	3	0	0	0	0	1	28	49	36.00	5.500
Josh Hancock, R ERA: 4.15	(3, 1)	3.2		15	1	2	2	1	3	0	0	1	0	1	31	51	4.91	1.091
Ricardo Rincon, L ERA: 10.8	(6, 1)	1.1		10	5	2	2	1	1	0	0	0	0	1	28	42	13.50	4.500
48 Brad Thompson, R ERA: 1.29	(8, 1)	1.0		4	1	0	0	1	0	0	0	0	0	0	11	18	0.00	1.000

PITCHER	IP	WLS	BF	H	R	ER	SO	BB	IBB	HBP	BLK	WP	HR	S	P	ERA	WHIP

BOTTOM

St. Louis Cardinals @ Pittsburgh Pirates

PNC Park, Pittsburgh, PA

Tue Apr 18 2006, 7:05 PM EDT

Att. 16,682 - Clear - 68 F

livebaseballscorecards.com

AB	37
R	12
H	15
RBI	12
BB	7
SO	4
LOB	15

Batter	1	2	3	4	5	6	7	8	9	AB	R	H	RBI	BB	SO	LOB
22 David Eckstein, R (1, 6) OBP: 0.380, SLG: 0.419	B C B B C F X 3-2 F8		C B C F B F X 3-2 HR			C X 0-1 F8			B B C B C F F X 3-2 26 G4-3 15 2B 1B	4	2	2	1	0	0	0
26 Scott Spiezio, S (1, 5) OBP: 0.250, SLG: 0.429 44 Jason Isringhausen, R (9, 1)	F F B F S 1-3 K		B S B B X 2-1 P5			X 0-0 F9			C X 0-1 G4-3 1-2	4	0	0	0	0	1	1
										0	0	0	0	0	0	0
5 Albert Pujols, R (1, 3) OBP: 0.515, SLG: 1.021	B C B C X 2-2 L7			B B B C F B 4-2 15 G4-6-3 BB			B B B C B 4-1 15 G6-4-3 BB		I I I I 4-0 15 2B IBB	1	1	0	0	3	0	0
15 Jim Edmonds, L (1, 8) OBP: 0.280, SLG: 0.395		C B X 1-1 HR		S B X 1-1 G4-6-3 1-2f			S S B B B X 3-2 G6-4-3 1-2f		B B B C F X 3-2 43 FC6-4 1-H 2-H 2B	4	1	2	3	0	0	2
43 Juan Encarnacion, R (1, 7) OBP: 0.246, SLG: 0.222 (7, 9)		C B F X 1-2 F8		B C S B B S 3-3 K			B F B T X 2-2 G6-3		X 0-0 FC6-4 E S 2-2	4	0	0	0	0	1	1
53 John Rodriguez, L (1, 9) OBP: 0.385, SLG: 0.583 So Taguchi, R (7, 7) OBP: 0.225, SLG: 0.282		B B B X 3-0 F7			S B B B C F F F 3-3 C K			B X 1-0 G1-3	B S C D X 2-2 G5-3 1-3	2	0	0	0	0	1	0
										2	0	0	0	0	0	1
4 Yadier Molina, R (1, 2) OBP: 0.176, SLG: 0.220		B C X 1-1 G5-3			B B X 2-0 P4			X 0-0 F8		3	0	0	0	0	0	0
Aaron Miles, S (1, 4) OBP: 0.432, SLG: 0.486			C X 0-1 G4-3		B X 1-0 F8			C X 0-1 2B		3	0	1	0	0	0	0
29 Chris Carpenter, R (1, 1) OBP: 0.111, SLG: 0.111 27 Scott Rolen, R (9, 5) OBP: 0.373, SLG: 0.510			C B S S 1-3 K			X 0-0 G6-3		F B B F S 2-3 K2-3		3	0	0	0	0	2	1
										0	0	0	0	0	0	0
Inning Stats	R: 0 H: 0 E: 0 LOB: 0 K: 1 BB: 0 S: 11 P: 17	R: 1 H: 1 E: 0 LOB: 0 K: 0 BB: 0 S: 8 P: 14	R: 1 H: 1 E: 0 LOB: 0 K: 1 BB: 0 S: 13 P: 19	R: 0 H: 0 E: 0 LOB: 0 K: 1 BB: 1 S: 7 P: 15	R: 0 H: 0 E: 0 LOB: 0 K: 1 BB: 0 S: 9 P: 15	R: 0 H: 0 E: 0 LOB: 0 K: 0 BB: 0 S: 4 P: 4	R: 0 H: 0 E: 0 LOB: 0 K: 0 BB: 1 S: 7 P: 16	R: 0 H: 1 E: 0 LOB: 1 K: 1 BB: 0 S: 7 P: 10	R: 2 H: 2 E: 0 LOB: 1 K: 0 BB: 1 S: 14 P: 26	1B: 1 SF: 0 2B: 2 SAC: 0 3B: 0 DP: 2 HR: 2 HBP: 0						

PITCHER		IP	WLS	BF	H	R	ER	SO	BB	IBB	HBP	BLK	WP	HR	S	P	ERA	WHIP
Victor Santos, R ERA: 5.85	(1, 1)	6.0	L	20	2	2	2	4	1	0	0	0	0	2	52	84	3.00	0.500
16 Salomon Torres, R ERA: 3.14	(7, 1)	2.0		7	1	0	0	1	1	0	0	0	0	0	14	26	0.00	1.000
Roberto Hernandez, R ERA: 2.16	(9, 1)	1.0		6	2	2	2	0	0	1	0	0	0	0	14	26	18.00	2.000

PITCHER	IP	WLS	BF	H	R	ER	SO	BB	IBB	HBP	BLK	WP	HR	S	P	ERA	WHIP

TOP

St. Louis Cardinals @ Pittsburgh Pirates

PNC Park, Pittsburgh, PA

Wed Apr 19 2006, 12:35 PM EDT

Att. 15,085 - Sunny - 68 F

livebaseballscorecards.com

AB	30
R	4
H	5
RBI	4
BB	3
SO	5
LOB	6

Batter	1	2	3	4	5	6	7	8	9	AB	R	H	RBI	BB	SO	LOB
6 Chris Duffy, L (1, 8) OBP: 0.246, SLG: 0.316	C S B B H 3-2 12 L6-3 HBP			C B B X 2-1 ① G6-3		B B X 2-0 ③ G1-3			B C F C 1-3 ① K	3	0	0	0	0	1	1
12 Freddy Sanchez, R (1, 6) OBP: 0.343, SLG: 0.471	1 SAFE B 1 SAFE F S F X 1-2 ① ② L6-3 1-1			C C B B X 2-2 ② G5-3			X 0-0 BB 1B		B F X 1-1 ② F7	4	0	1	0	0	0	1
Jason Bay, R (1, 7) OBP: 0.486, SLG: 0.500	C B C F S 1-3 ③ K			C B C B F X 2-2 ③ P4			B B B C T B 4-2 1-2 BB		B B B C C B 4-2 BB	2	0	0	0	2	1	0
Jeremy Burnitz, L (1, 9) OBP: 0.279, SLG: 0.462		X 0-0 ① G3			B B X 2-0 ① G3		S X 0-1 ① F7		C D B C X 2-2 ③ G4-3	4	0	0	0	0	0	3
Craig Wilson, R (1, 3) OBP: 0.388, SLG: 0.864		B F B F C 2-3 ② K			B B X 2-0 ② L5		B B C X 2-1 ② F8			3	0	0	0	0	1	2
Mike Edwards, R (1, 5) OBP: 0.250, SLG: 0.250		B C F C 1-3 ③ K			B C X 1-1 ③ G4-3		F C D F F B F S 2-3 ③ K			3	0	0	0	0	2	2
Jose Castillo, R (1, 4) OBP: 0.383, SLG: 0.423			X 0-0 ① F8			X 0-0 ① L6		F B C F F F S 1-3 ① K		3	0	0	0	0	1	0
26 Ronny Paulino, R (1, 2) OBP: 0.167, SLG: 0.167			B X 1-0 ② G5-3			C C B B X 2-2 1B		F C F F B F F B X 2-2 ② G1-3		3	0	1	0	0	0	0
Victor Santos, R (1, 1) OBP: 0.167, SLG: 0.167 13 Nate McLouth, L (6, PH) OBP: 0.259, SLG: 0.407 16 Salomon Torres, R (7, 1) José Hernández, R (8, PH) OBP: 0.278, SLG: 0.188 Roberto Hernandez, R (9, 1)			B X 1-0 ③ G4-3			C T F F C 0-3 ② K		C B S F X 1-2 ③ F8		1 1 0 1 0	0 0 0 0 0	0 0 0 0 0	0 0 0 0 0	0 1 0 0 0	0 1 0 0 0	0 1 0 0 0
Inning Stats	R: 0 H: 0 E: 0 LOB: 0 K: 1 BB: 0 S: 10 P: 15	R: 0 H: 0 E: 0 LOB: 0 K: 2 BB: 0 S: 7 P: 10	R: 0 H: 0 E: 0 LOB: 0 K: 0 BB: 0 S: 3 P: 5	R: 0 H: 0 E: 0 LOB: 0 K: 0 BB: 0 S: 9 P: 15	R: 0 H: 0 E: 0 LOB: 0 K: 0 BB: 0 S: 4 P: 9	R: 0 H: 1 E: 0 LOB: 1 K: 1 BB: 0 S: 10 P: 14	R: 0 H: 1 E: 0 LOB: 2 K: 1 BB: 1 S: 13 P: 21	R: 0 H: 0 E: 0 LOB: 0 K: 1 BB: 1 S: 17 P: 21	R: 0 H: 0 E: 0 LOB: 1 K: 1 BB: 1 S: 10 P: 18	1B: 2 SF: 0 2B: 1 SAC: 0 3B: 0 DP: 1 HR: 0 HBP: 1						

PITCHER		IP	WLS	BF	H	R	ER	SO	BB	IBB	HBP	BLK	WP	HR	S	P	ERA	WHIP
29 Chris Carpenter, R ERA: 1.67	(1, 1)	8.0	W	27	2	0	0	6	1	0	1	0	0	0	73	110	0.00	0.375
44 Jason Isringhausen, R ERA: 9.0	(9, 1)	1.0		4	0	0	0	1	1	0	0	0	0	0	10	18	0.00	1.000

PITCHER	IP	WLS	BF	H	R	ER	SO	BB	IBB	HBP	BLK	WP	HR	S	P	ERA	WHIP

BOTTOM

St. Louis Cardinals @ Pittsburgh Pirates

PNC Park, Pittsburgh, PA

Wed Apr 19 2006, 12:35 PM EDT

Att. 15,085 - Sunny - 68 F

livebaseballscorecards.com

AB	28
R	0
H	2
RBI	0
BB	2
SO	7
LOB	10

Batter	1	2	3	4	5	6	7	8	9	AB	R	H	RBI	BB	SO	LOB
13 Nate McLouth, L (1, 8) OBP: 0.290, SLG: 0.419	C X 0-1 F9 2 PB 1B		X 0-0 ② F8 2-3			M C F B B F B X 3-2 2 G6-4-3 1B		1 SAFE B 1 C B F X 2-2 ②③ G4-6-3 1-2f		4	0	2	0	0	0	2
2 Jack Wilson, R (1, 6) OBP: 0.388, SLG: 0.600	B B B C B 4-1 CS 1-2 BB		B B C X 2-1 ③ G3			B F F 1 SAFE B B B 1 SAFE 1 SAFE X 3-2 ①② G6-4-3 1-2f			C S B X 1-2 BB 1B 1B	3	1	1	0	1	0	2
Jason Bay, R (1, 7) OBP: 0.487, SLG: 0.544	C B C F B B F F X 3-2 ① F9 2-3			F B B F B F C 3-3 ① K		X 0-0 HR			D B B C C B 4-1 G1-3 1B 1-2 BB	3	1	1	1	1	1	2
Craig Wilson, R (1, 3) OBP: 0.396, SLG: 0.833 6 Chris Duffy, L (9, PR) OBP: 0.246, SLG: 0.316	B 1 SAFE S F B 1 SAFE 1 SAFE S 2-3 ②③ K 1-2			F X 0-1 G4-6-3 1B		C B S B S 2-3 ③ K			X 0-0 G1-3 1-2 2-H 1B	4 0	0 0	2 0	1 0	0 0	2 0	2 0
Joe Randa, R (1, 5) OBP: 0.255, SLG: 0.388		C B B B X 3-1 ① L5		C C D X 1-2 ②③ G4-6-3 1-2f			C F X 0-2 G6-3 1B		B S S F F D F S 2-3 ① K	4	0	1	0	0	1	3
Jeromy Burnitz, L (1, 9) OBP: 0.264, SLG: 0.435		F S B D B B X 3-2 ② G2-3			B X 1-0 ① F7		B X 1-0 ①② G6-3 1-2f		C B X 1-1 ② G1-3 1-2 2-3	4	0	0	0	0	0	3
Jose Castillo, R (1, 4) OBP: 0.359, SLG: 0.393		C S X 0-2 ③ G4-3			C B X 1-1 ② F8		X 0-0 ③ G4-3		D S S S 1-3 ③ K	4	0	0	0	0	1	2
26 Ronny Paulino, R (1, 2) OBP: 0.444, SLG: 0.375			C B C X 1-2 13 F8 57 SH5-4 1B		F B B B B 4-1 BB			X 0-0 12 FC5-4 1B		2	0	2	0	1	0	0
57 Zach Duke, L (1, 1) OBP: 0.167, SLG: 0.167 55 Matt Capps, R (7, 1) 12 Freddy Sanchez, R (8, PH) OBP: 0.333, SLG: 0.457 Damaso Marte, L (8, 1)			X 0-0 ① SH5-4 1-2		C T S 0-3 ③ K			C X 0-1 ① FC5-4 13 G4-6-3 1-2f		1 0 1 0	0 0 0 0	0 0 0 0	0 0 0 0	1 0 0 0	1 0 1 0	1 0 1 0
Inning Stats	R: 0 H: 1 E: 0 LOB: 1 K: 1 BB: 1 S: 12 P: 21	R: 0 H: 0 E: 0 LOB: 0 K: 0 BB: 0 S: 8 P: 14	R: 0 H: 1 E: 0 LOB: 1 K: 0 BB: 0 S: 7 P: 10	R: 0 H: 1 E: 0 LOB: 0 K: 1 BB: 0 S: 9 P: 13	R: 0 H: 0 E: 0 LOB: 1 K: 1 BB: 1 S: 7 P: 13	R: 1 H: 2 E: 0 LOB: 0 K: 1 BB: 0 S: 12 P: 20	R: 0 H: 1 E: 0 LOB: 0 K: 0 BB: 0 S: 5 P: 6	R: 0 H: 1 E: 0 LOB: 0 K: 0 BB: 0 S: 6 P: 8	R: 1 H: 2 E: 0 LOB: 2 K: 2 BB: 1 S: 16 P: 25	1B: 8 SF: 0 2B: 0 SAC: 1 3B: 0 DP: 4 HR: 1 HBP: 0						

TOP

Pittsburgh Pirates @ Houston Astros

Minute Maid Park, Houston, TX

Fri Apr 21 2006, 7:05 PM CDT
Att. 31,333 - Partly Cloudy - 81 F

livebaseballscorecards.com

AB	30
R	2
H	9
RBI	2
BB	3
SO	6
LOB	18

WP: 0	PA: 34
PB: 1	
SB: 0	
CS: 1	

PITCHER		IP	WLS	BF	H	R	ER	SO	BB	IBB	HBP	BLK	WP	HR	S	P	ERA	WHIP
51 Wandy Rodriguez, L ERA: 2.52	(1, 1)	6.0	W	22	5	1	1	4	2	0	0	0	0	1	55	91	1.50	1.167
Chad Qualls, R ERA: 8.38	(7, 1)	1.0	H	3	1	0	0	0	0	0	0	0	0	0	5	6	0.00	1.000
Dan Wheeler, R ERA: 3.38	(8, 1)	1.0	H	3	1	0	0	0	0	0	0	0	0	0	6	8	0.00	1.000
54 Brad Lidge, R ERA: 3.72	(9, 1)	1.0	S	6	2	1	1	2	1	0	0	0	0	0	16	25	9.00	3.000

PITCHER	IP	WLS	BF	H	R	ER	SO	BB	IBB	HBP	BLK	WP	HR	S	P	ERA	WHIP

BOTTOM

Pittsburgh Pirates @ Houston Astros

Minute Maid Park, Houston, TX

Fri Apr 21 2006, 7:05 PM CDT
Att. 31,333 - Partly Cloudy - 81 F

livebaseballscorecards.com

Batter	1	2	3	4	5	6	7	8	9	AB	R	H	RBI	BB	SO	LOB
Craig Biggio, R (1, 4) OBP: 0.338, SLG: 0.450	G5-3		1B 2B		G6-4-3 1B		17 G4-6-3 1B			4	0	3	0	0	0	0
Willy Taveras, R (1, 8) OBP: 0.324, SLG: 0.328	K		17 L3 1B 2-3		G6-4-3 1-2f		SAFE SAFE K			4	0	1	0	0	2	2
17 Lance Berkman, S (1, 3) OBP: 0.408, SLG: 0.721	HR BB		L3 1-1		F8		G4-6-3 1-2f			3	1	0	0	1	0	3
Morgan Ensberg, R (1, 5) OBP: 0.522, SLG: 0.964	1-H HR		F7			G6-3		G4-6-3 BB		3	1	1	2	1	0	1
Preston Wilson, R (1, 7) OBP: 0.273, SLG: 0.435	K			K		G6-3		G4-6-3 1-2f		4	0	0	0	0	2	1
16 Jason Lane, R (1, 9) OBP: 0.357, SLG: 0.429		F8		K		HR		K		4	1	1	1	0	2	0
Eric Munson, L (1, 2) OBP: 0.250, SLG: 0.125		F8		28 BB		28 BB HBP				1	0	0	0	1	0	0
Brad Ausmus, R (9, 2) OBP: 0.489, SLG: 0.361										0	0	0	0	0	0	0
28 Adam Everett, R (1, 6) OBP: 0.333, SLG: 0.444		E6 51 FC6		51 FC6-4 1-2 BB		1-2 BB				1	0	0	0	2	0	0
51 Wandy Rodriguez, S (1, 1) OBP: 0.125, SLG: 0.125		FC6 1-2f		FC6-4 1-2f		K				2	0	0	0	0	0	3
2 Chris Burke, R (6, PH) OBP: 0.389, SLG: 0.563										1	0	0	0	0	1	2
Chad Qualls, R (7, 1)										0	0	0	0	0	0	0
Dan Wheeler, R (8, 1)										0	0	0	0	0	0	0
54 Brad Lidge, R (9, 1)										0	0	0	0	0	0	0
Inning Stats	R: 2 E: 0 K: 2 S: 10 H: 1 LOB: 0 BB: 1 P: 19	R: 0 E: 1 K: 0 S: 11 H: 0 LOB: 1 BB: 0 P: 17	R: 0 E: 0 K: 0 S: 8 H: 2 LOB: 1 BB: 0 P: 12	R: 0 E: 0 K: 2 S: 15 H: 0 LOB: 2 BB: 2 P: 27	R: 0 E: 0 K: 0 S: 8 H: 1 LOB: 0 BB: 0 P: 11	R: 1 E: 0 K: 1 S: 10 H: 1 LOB: 2 BB: 1 P: 21	R: 0 E: 0 K: 1 S: 7 H: 1 LOB: 0 BB: 0 P: 9	R: 0 E: 0 K: 1 S: 9 H: 0 LOB: 0 BB: 1 P: 18		1B: 3 2B: 2 3B: 0 HR: 2 SF: 0 SAC: 0 DP: 4 HBP: 1				WP: 0 PB: 0 SB: 0 CS: 0 PA: 33		

	AB	27
	R	3
	H	6
	RBI	3
	BB	5
	SO	7
	LOB	12

PITCHER		IP	WLS	BF	H	R	ER	SO	BB	IBB	HBP	BLK	WP	HR	S	P	ERA	WHIP
57 Zach Duke, L ERA: 4.5	(1, 1)	6.0	L	27	5	3	3	5	4	0	1	0	0	2	62	107	4.50	1.500
55 Matt Capps, R ERA: 5.79	(7, 1)	1.0		3	1	0	0	1	0	0	0	0	0	0	7	9	0.00	1.000
Damaso Marte, L ERA: 3.86	(8, 1)	1.0		3	0	0	0	1	1	0	0	0	0	0	9	18	0.00	1.000

PITCHER		IP	WLS	BF	H	R	ER	SO	BB	IBB	HBP	BLK	WP	HR	S	P	ERA	WHIP

Pittsburgh Pirates @ Houston Astros

Minute Maid Park, Houston, TX

Sat Apr 22 2006, 6:05 PM CDT

Att. 38,575 - Partly Cloudy - 84 F

TOP

livebaseballscorecards.com

Batter	1	2	3	4	5	6	7	8	9	AB	R	H	RBI	BB	SO	LOB
6 Chris Duffy, L (1, 8) OBP: 0.246, SLG: 0.300	C F B B B F X 3-2 ① G6-3			C H 1-1 2 G4-6-3 HBP		X 0-0 ③ B2-3			F X 0-1 E4 2 1B	3	0	0	0	0	0	0
2 Jack Wilson, R (1, 6) OBP: 0.380, SLG: 0.578	C F B X 1-2 ② G1-3			C B B 1 SAFE 1 SAFE X 2-1 ① ② G4-6-3 1-2f			C B S C 1-3 ① K		C B F X 1-2 1-2 1B	4	0	1	0	0	1	1
Jason Bay, R (1, 7) OBP: 0.463, SLG: 0.508	B B C B X 3-1 ③ F8			B F C F S 1-3 ③ K			B C X 1-1 ② F7		C D B C B C 3-3 ③ K	4	0	0	0	0	2	2
Jeremy Burnitz, L (1, 9) OBP: 0.267, SLG: 0.431		C S F B X 1-2 ① F9			B X 1-0 1B		X 0-0 ③ P3			3	0	1	0	0	0	0
Craig Wilson, R (1, 3) OBP: 0.375, SLG: 0.784		X 0-0 ② P5			F C X 0-2 ① F9			C C B F X 1-2 ① L7		3	0	0	0	0	0	1
Joe Randa, R (1, 5) OBP: 0.241, SLG: 0.365		C B C X 1-2 ③ P4			C F X 0-2 ② F8			C B X 1-1 ② G5-3		3	0	0	0	0	0	1
Jose Castillo, R (1, 4) OBP: 0.343, SLG: 0.373			B C C X 1-2 ① F9		1 SAFE B F 1 SAFE B F F F B 3-2 ③ F F F X G6-3			C F S 0-3 ③ K		3	0	0	0	0	1	1
26 Ronny Paulino, R (1, 2) OBP: 0.364, SLG: 0.300 12 Freddy Sanchez, R (9, PH) OBP: 0.324, SLG: 0.444			F X 0-1 ② F7			X 0-0 ① L7			B X 1-0 ① G6-3	2 1	0 0	0 0	0 0	0 0	0 0	0 0
45 Ian Snell, R (1, 1) 34 John Grabow, L (7, 1) 16 Salomon Torres, R (7, 1) Ryan Vogelsong, R (8, 1) 13 Nate McLouth, L (9, PH) OBP: 0.281, SLG: 0.406			B C F B B X 3-2 ③ F9			C C B C 1-3 ② K			C C S 0-3 ② K	2 0 0 0 1	0 0 0 0 0	0 0 0 0 0	0 0 0 0 0	0 0 0 0 0	1 0 0 0 1	0 0 0 0 0

	AB	29
	R	0
	H	2
	RBI	0
	BB	0
	SO	6
	LOB	6

Inning Stats																		
	R: 0	H: 0	R: 0	H: 0	R: 0	H: 0	R: 0	H: 0	R: 0	H: 1	R: 0	H: 0	R: 0	H: 0	R: 0	H: 0	R: 0	H: 1
	E: 0	LOB: 0	E: 0	LOB: 0	E: 0	LOB: 0	E: 0	LOB: 0	E: 0	LOB: 1	E: 0	LOB: 0	E: 0	LOB: 0	E: 0	LOB: 0	E: 1	LOB: 2
	K: 0	BB: 0	K: 0	BB: 0	K: 0	BB: 0	K: 1	BB: 0	K: 0	BB: 0	K: 1	BB: 0	K: 1	BB: 0	K: 1	BB: 0	K: 2	BB: 0
	S: 9	P: 16	S: 8	P: 10	S: 8	P: 12	S: 7	P: 11	S: 15	P: 19	S: 5	P: 6	S: 6	P: 8	S: 9	P: 11	S: 12	P: 17

	1B: 2	SF: 0
	2B: 0	SAC: 0
	3B: 0	DP: 1
	HR: 0	HBP: 1

	WP: 0	PA: 30
	PB: 0	
	SB: 0	
	CS: 0	

PITCHER		IP	WLS	BF	H	R	ER	SO	BB	IBB	HBP	BLK	WP	HR	S	P	ERA	WHIP
Taylor Buchholz, R ERA: 1.8	(1, 1)	8.2	W	29	2	0	0	5	0	0	1	0	0	0	76	104	0.00	0.231
54 Brad Lidge, R ERA: 3.6	(9, 1)	0.1	S	1	0	0	0	1	0	0	0	0	0	0	3	6	0.00	0.000

PITCHER	IP	WLS	BF	H	R	ER	SO	BB	IBB	HBP	BLK	WP	HR	S	P	ERA	WHIP

BOTTOM

Batter	1	2	3	4	5	6	7	8	9	AB	R	H	RBI	BB	SO	LOB
Craig Biggio, R (1, 4) OBP: 0.357, SLG: 0.523	B X 1-0 17 G6-4-3 1B 1B 1B		B S X 1-1 F9 ①		S S F X 0-2 1B 17 SF9 2B		B S F X 1-2 HR	C F B B X 2-2 P2 ③		5	3	3	1	0	0	2
4 Eric Bruntlett, R (9, 4) OBP: 0.375, SLG: 0.429										0	0	0	0	0	0	0
Willy Taveras, R (1, 8) OBP: 0.347, SLG: 0.352	B C B C X 2-2 17 G6-4-3 1-2 1B		B B B C X 3-1 F9 ②		M C B F X 1-2 2-3 1B		B X 1-0 17 1B 1B			4	0	3	0	0	0	0
17 Lance Berkman, S (1, 3) OBP: 0.413, SLG: 0.719	X 0-0 G6-4-3 ① ② 1-2f 2-3		C X 0-1 BB 1B		1 SAFE C 1 SAFE B 1 SAFE B X 2-1 SF9 ② 3-H		B X 1-0 BB 1-3 1B			3	0	2	1	0	0	2
Morgan Ensberg, R (1, 5) OBP: 0.534, SLG: 0.948	C C B X 1-2 FC6-4 3-H 1B		B B S B C B 4-2 1-2 BB		B S C 1 F S 1-3 K ③		B B F D B 4-1 G1-6-3 1-2 BB			2	0	1	1	2	1	1
Preston Wilson, R (1, 7) OBP: 0.257, SLG: 0.409	B X 1-0 FC6-4 ③ 1-2f		C B C F S 1-3 K ③		S C F X 0-2 G5-3 ①		C B X 1-1 G1-6-3 ② ③ 1-2f			4	0	0	0	0	1	6
16 Jason Lane, R (1, 9) OBP: 0.365, SLG: 0.414		B F B B F B 4-2 G1-6-3 BB	X 0-0 F7 ①		B B C S F B S 3-3 K ②		B B B B 4-0 FC1-6 HBP BB			2	0	0	0	2	1	0
Brad Ausmus, R (1, 2) OBP: 0.471, SLG: 0.333		B F X 1-1 G1-6-3 ① 1-2	B B B X 3-0 F8 ②		C B B X 1-1 E4			H 1-0 FC1-6 1-2 HBP		3	0	0	0	0	0	1
28 Adam Everett, R (1, 6) OBP: 0.311, SLG: 0.414		B 2 SAFE B F F X 2-2 P3 ②	X 0-0 P6 ③			X 0-0 G6-3 ③		X 0-0 F7 ①		4	0	0	0	0	0	4
Taylor Buchholz, R (1, 1) 54 Brad Lidge, R (9, 1)		B C X 1-1 G6-3 ③			C S S 0-3 K ①		B C S F F F F X 1-2 G3 ①	T X 0-1 FC1-6 ② 1-2 2-3f		4	0	0	0	0	1	3
										0	0	0	0	0	0	0
Inning Stats	R: 1 H: 3 E: 0 LOB: 1 K: 0 BB: 0 S: 9 P: 14	R: 0 H: 0 E: 0 LOB: 1 K: 0 BB: 1 S: 9 P: 17	R: 0 H: 1 E: 0 LOB: 2 K: 1 BB: 1 S: 12 P: 21	R: 0 H: 0 E: 0 LOB: 0 K: 0 BB: 0 S: 3 P: 6	R: 1 H: 2 E: 0 LOB: 1 K: 2 BB: 0 S: 17 P: 21	R: 0 H: 0 E: 1 LOB: 1 K: 1 BB: 0 S: 11 P: 15	R: 1 H: 3 E: 0 LOB: 2 K: 0 BB: 1 S: 16 P: 25	R: 0 H: 0 E: 0 LOB: 2 K: 0 BB: 1 S: 6 P: 13		1B: 7 SF: 1 2B: 1 SAC: 0 3B: 0 DP: 2 HR: 1 HBP: 1						

PITCHER		IP	WLS	BF	H	R	ER	SO	BB	IBB	HBP	BLK	WP	HR	S	P	ERA	WHIP
45 Ian Snell, R ERA: 7.71	(1, 1)	6.0	L	26	6	2	2	4	2	0	0	0	0	0	61	94	3.00	1.333
34 John Grabow, L ERA: 6.48	(7, 1)	0.1		4	3	1	1	0	0	0	0	0	0	1	13	17	27.00	9.000
16 Salomon Torres, R ERA: 3.0	(7, 1)	0.2		2	0	0	0	0	1	0	0	0	0	0	3	8	0.00	1.500
Ryan Vogelsong, R ERA: 9.35	(8, 1)	1.0		5	0	0	0	0	1	0	1	0	0	0	6	13	0.00	1.000

PITCHER	IP	WLS	BF	H	R	ER	SO	BB	IBB	HBP	BLK	WP	HR	S	P	ERA	WHIP

Pittsburgh Pirates @ Houston Astros

Minute Maid Park, Houston, TX

Sat Apr 22 2006, 6:05 PM CDT

Att. 38,575 - Partly Cloudy - 84 F

livebaseballscorecards.com

AB	31
R	3
H	9
RBI	3
BB	4
SO	4
LOB	19

WP: 0	PB: 0	SB: 0	CS: 0
PA: 37			

Batter	1	2	3	4	5	6	7	8	9	AB	R	H	RBI	BB	SO	LOB
13 Nate McLouth, L (1, 8) OBP: 0.250, SLG: 0.361	C B F B S 2-3 ① K		X 0-0 ② L8		B F C C 1-3 ② K			F F F X 0-2 ① G4-3		4	0	0	0	0	2	3
2 Jack Wilson, R (1, 6) OBP: 0.400, SLG: 0.603	B B F F X 2-2 ② G5-3		B C B B X 3-1 1-3 2B		F C X 0-2 ③ 2-H 3-H 1B			B C B X 2-1 1B		4	0	3	1	0	0	0
Jason Bay, R (1, 7) OBP: 0.465, SLG: 0.500	C B B B F X 3-2 1B		C T F S 0-3 ③ K			H 1-0 G3-6-3 HBP		X 0-0 ② P4		3	0	1	0	0	1	3
Craig Wilson, R (1, 3) OBP: 0.350, SLG: 0.727	S C B X 1-2 ③ F8			X 0-0 ① F7		C C X 0-2 ① F8		D S B C X 2-2 ③ G6-3		4	0	0	0	0	0	3
Jeromy Burnitz, L (1, 9) OBP: 0.253, SLG: 0.408		B F S B F S 2-3 ① K		C S B F X 1-2 ② G3		S B X 1-1 ②③ G3-6-3 1-2f			B S B C B X 3-1 ① F8	4	0	0	0	0	1	1
José Hernández, R (1, 5) OBP: 0.250, SLG: 0.167 Ryan Vogelsong, R (4, 1) 6 Chris Duffy, L (7, PH) OBP: 0.242, SLG: 0.295 34 John Grabow, L (7, 1) Michael Gonzalez, R (8, 1) Mike Edwards, R (9, PH) OBP: 0.200, SLG: 0.200		B C X 1-1 ② F9		B B S F B F X 3-2 ③ P4			F F C 0-3 ① K		C F F F S 0-3 ② K	2 0 1 0 0 1	0 0 0 0 0 0	0 0 0 0 0 0	0 0 0 0 0 0	0 0 0 0 0 1	0 0 0 0 0 0	0 0 0 0 0 0
Jose Castillo, R (1, 4) OBP: 0.338, SLG: 0.365		B C B B S S 3-3 ③ K			S S B F X 1-2 12 2B 2 1B 1B		B X 1-0 ② F7		F B F X 1-2 ③ G6-3	4	1	1	0	0	1	0
11 Humberto Cota, R (1, 2) OBP: 0.286, SLG: 0.237			C E B X 1-2 2 2B 1B		B X 1-0 ① F8		B X 1-0 ③ G5-3			3	0	1	0	0	0	1
28 Paul Maholm, L (1, 1) 12 Freddy Sanchez, R (4, 5) OBP: 0.359, SLG: 0.579			C M C 0-3 ① K		B X 1-0 1-3 2 1B 2B			C B S X 1-2 HR		1 2	0 1	0 2	0 1	0 0	1 0	1 0
Inning Stats	R: 0 H: 1 E: 0 LOB: 1 K: 1 BB: 0 S: 12 P: 20	R: 0 H: 0 E: 0 LOB: 0 K: 2 BB: 0 S: 8 P: 14	R: 0 H: 2 E: 0 LOB: 2 K: 2 BB: 0 S: 13 P: 17	R: 0 H: 0 E: 0 LOB: 0 K: 0 BB: 0 S: 9 P: 13	R: 1 H: 3 E: 0 LOB: 2 K: 1 BB: 0 S: 12 P: 16	R: 0 H: 0 E: 0 LOB: 0 K: 0 BB: 0 S: 5 P: 7	R: 0 H: 0 E: 0 LOB: 0 K: 1 BB: 0 S: 5 P: 7	R: 1 H: 2 E: 0 LOB: 1 K: 0 BB: 0 S: 13 P: 18	R: 0 H: 0 E: 0 LOB: 0 K: 1 BB: 0 S: 10 P: 14	1B: 5 SF: 0 2B: 2 SAC: 0 3B: 0 DP: 1 HR: 1 HBP: 1						

PITCHER		IP	WLS	BF	H	R	ER	SO	BB	IBB	HBP	BLK	WP	HR	S	P	ERA	WHIP
44 Roy Oswalt, R ERA: 2.48	(1, 1)	7.0	W	26	6	1	1	7	0	0	1	0	0	0	64	94	1.29	0.857
Mike Gallo, L ERA: 11.25	(8, 1)	0.1		3	2	1	1	0	0	0	0	0	0	1	9	12	27.00	6.000
Chad Qualls, R ERA: 7.84	(8, 1)	0.2		2	0	0	0	0	0	0	0	0	0	0	4	6	0.00	0.000
Russ Springer, R ERA: 5.06	(9, 1)	1.0		3	0	0	0	1	0	0	0	0	0	0	10	14	0.00	0.000

PITCHER	IP	WLS	BF	H	R	ER	SO	BB	IBB	HBP	BLK	WP	HR	S	P	ERA	WHIP

Pittsburgh Pirates @ Houston Astros

Minute Maid Park, Houston, TX

Sun Apr 23 2006, 1:05 PM CDT
Att. 39,074 - Roof Closed - 72 F

TOP

livebaseballscorecards.com

AB	33
R	2
H	8
RBI	2
BB	0
SO	8
LOB	12

WP: 0 PA: 34
PB: 0
SB: 0
CS: 0

BOTTOM

Pittsburgh Pirates @ Houston Astros

Minute Maid Park, Houston, TX

Sun Apr 23 2006, 1:05 PM CDT
Att. 39,074 - Roof Closed - 72 F

livebaseballscorecards.com

Batter	1	2	3	4	5	6	7	8	9	AB	R	H	RBI	BB	SO	LOB
Craig Biggio, R (1, 4) OBP: 0.400, SLG: 0.609 Russ Springer, R (9, 1)	HR	FC5-4 BB		SH1-3 17 SF8 2B		1B		17 FC5-4 BB 1B		4 0	2 0	4 0	1 0	1 0	0 0	0 0
Willy Taveras, R (1, 8) OBP: 0.342, SLG: 0.338	G6-3	1-2f FC5-4		SH1-3 2-3		P6		17 FC5-4 1-2 BB		3	0	0	0	1	0	2
17 Lance Berkman, S (1, 3) OBP: 0.400, SLG: 0.691	HR 1B		G5-3	SF8 3-H		F8		FC5-4 1-2f 2-3		4	1	1	1	0	0	3
Morgan Ensberg, R (1, 5) OBP: 0.526, SLG: 0.952	1-H HR		16 1B 28 BB BB	K			K	F8		4	2	1	2	1	2	2
16 Jason Lane, R (1, 9) OBP: 0.385, SLG: 0.426	2 2B 1B		28 BB BB 1-2 1B		F7		2 2B SF9 BB			3	2	2	0	1	0	0
2 Chris Burke, R (1, 7) OBP: 0.455, SLG: 0.750	G5-3 1-H 2B		F7		FC6-5 2B		SF9 1-3 2B			4	0	3	1	0	0	2
Brad Ausmus, R (1, 2) OBP: 0.455, SLG: 0.317	G5-3 2-3		28 BB 1-2 2-3 BB		FC6-5 28 WP 2-3		SF9 2-3 3-H			2	0	0	1	1	0	2
28 Adam Everett, R (1, 6) OBP: 0.323, SLG: 0.410		44 G6-3 1B	1-2 2-3 3-H BB		G1-3 1-2		G1-3			3	0	1	1	1	0	2
44 Roy Oswalt, R (1, 1) OBP: 0.200, SLG: 0.143 Mike Gallo, L (8, 1) Chad Qualls, R (8, 1) 4 Eric Bruntlett, R (8, PH) OBP: 0.333, SLG: 0.375 (9, 4)		1 SAFE 1 SAFE G6-3 1-2f	P4			G6-3		G6-3		3 0 0 1	0 0 0 0	0 0 0 0	0 0 0 0	0 0 0 0	0 0 0 0	4 0 0 0
Inning Stats	R: 4 E: 0 K: 0 S: 14 H: 5 LOB: 0 BB: 0 P: 24	R: 0 E: 0 K: 0 S: 4 H: 1 LOB: 1 BB: 1 P: 12	R: 1 E: 0 K: 0 S: 16 H: 1 LOB: 3 BB: 3 P: 35	R: 1 E: 0 K: 1 S: 6 H: 1 LOB: 0 BB: 0 P: 8	R: 0 E: 0 K: 0 S: 8 H: 1 LOB: 1 BB: 0 P: 13	R: 0 E: 0 K: 0 S: 8 H: 1 LOB: 1 BB: 1 P: 13	R: 1 E: 0 K: 1 S: 12 H: 1 LOB: 1 BB: 1 P: 20	R: 0 E: 0 K: 0 S: 11 H: 1 LOB: 2 BB: 1 P: 19		1B: 6 2B: 4 3B: 0 HR: 2	SF: 2 SAC: 1 DP: 1 HBP: 0			WP: 1 PB: 0 SB: 0 CS: 0	PA: 40		

AB	31
R	7
H	12
RBI	7
BB	6
SO	2
LOB	17

PITCHER		IP	WLS	BF	H	R	ER	SO	BB	IBB	HBP	BLK	WP	HR	S	P	ERA	WHIP
28 Paul Maholm, L ERA: 7.4	(1, 1)	3.0	L	18	7	5	5	0	4	0	0	0	0	2	34	71	15.00	3.667
Ryan Vogelsong, R ERA: 7.71	(4, 1)	3.0		12	3	1	1	1	0	0	0	0	1	0	22	34	3.00	1.000
34 John Grabow, L ERA: 6.75	(7, 1)	1.0		5	1	1	1	1	1	0	0	0	0	0	12	20	9.00	2.000
Michael Gonzalez, L ERA: 2.57	(8, 1)	1.0		5	1	0	0	0	1	0	0	0	0	0	11	19	0.00	2.000

PITCHER	IP	WLS	BF	H	R	ER	SO	BB	IBB	HBP	BLK	WP	HR	S	P	ERA	WHIP

Pittsburgh Pirates @ St. Louis Cardinals

Busch Stadium, St. Louis, MO

Mon Apr 24 2006, 7:10 PM CDT

Att. 38,953 - Partly Cloudy - 73 F

livebaseballscorecards.com

TOP

Batter	1	2	3	4	5	6	7	8	9	AB	R	H	RBI	BB	SO	LOB
13 Nate McLouth, L (1, 8) OBP: 0.244, SLG: 0.325	C B C H 2-2 FC5-4 HBP		B F B X 2-1 ② L9	X 0-0 ③ G3			C S S 0-3 ① K		C S S 0-3 ② K	4	0	0	0	0	2	4
2 Jack Wilson, R (1, 6) OBP: 0.388, SLG: 0.575	1 SAFE L X 0-1 ① F8		B C B X 2-1 ③ G4-3		C F B B X 2-2 ① G1-3		C C B X 1-2 ② G6-3		B X 1-0 1-3 FC6-4 1B	5	0	1	0	0	0	1
Jason Bay, R (1, 7) OBP: 0.451, SLG: 0.522	B X 1-0 ② FC5-4 CS 1-2f			B C X 1-1 HR	B F C C 1-3 ② K		C F S 0-3 ③ K		B X 1-0 ③ FC6-4 1-2f	5	1	1	1	0	2	3
Craig Wilson, R (1, 3) OBP: 0.375, SLG: 0.719	B B C 1 SAFE F B 3-2 ③ CS 1-2	B S C X 1-2 12 2B 1B		C X 0-1 ① G5-3	B B F C F B B 4-2 1B BB			C H 1-1 HBP		2	0	1	0	1	0	0
Jeromy Burnitz, L (1, 9) OBP: 0.253, SLG: 0.400		F X 0-1 ① F7	C B F B F B F F F 3-2 ② X F8	B F X 1-1 1-2 1B			S C B F S 1-3 ① K			4	0	1	0	0	1	2
Joe Randa, R (1, 5) OBP: 0.241, SLG: 0.357		F B X 1-1 ② F7	C X 0-1 12 1B 11 1B 1B	C S B B S 2-3 ③ K				X 0-0 ② F9		4	1	1	0	0	1	4
12 Freddy Sanchez, R (1, 4) OBP: 0.372, SLG: 0.595		C B X 1-1 1-3 2B	B X 1-0 1B 11 1B 1-2 1B		B B B C C F F X 3-2 ① G5-3			B X 1-0 ③ F7		4	0	2	0	0	0	1
11 Humberto Cota, R (1, 2) OBP: 0.304, SLG: 0.262		D C D C B C 3-3 ③ K	B X 1-0 1B 1-2 2-H 1B		B S X 1-1 ② G4-3				B S X 1-1 2 1B 1B	4	0	2	1	0	1	2
Oliver Pérez, L (1, 1) OBP: 0.167, SLG: 0.167			C B X 1-1 ① G3-1	X 0-0 1-2 2-3 1B		B F X 1-1 ③ G5-3			D B C C F X 2-2 ① F9	2	0	1	0	0	0	0
6 Chris Duffy, L (6, PH) OBP: 0.239, SLG: 0.290										1	0	0	0	0	0	0
55 Matt Capps, R (6, 1)										0	0	0	0	0	0	0
Damaso Marte, L (8, 1)										0	0	0	0	0	0	0
Mike Edwards, R (9, PH) OBP: 0.167, SLG: 0.167										1	0	0	0	0	0	1
Inning Stats	R: 0 E: 0 K: 0 S: 7 H: 0 LOB: 0 BB: 0 P: 13	R: 0 E: 0 K: 1 S: 12 H: 2 LOB: 2 BB: 0 P: 18	R: 0 E: 0 K: 0 S: 6 H: 0 LOB: 0 BB: 0 P: 11	R: 2 E: 0 K: 0 S: 17 H: 5 LOB: 3 BB: 0 P: 23	R: 0 E: 0 K: 2 S: 14 H: 1 LOB: 2 BB: 1 P: 24	R: 0 E: 0 K: 0 S: 9 H: 0 LOB: 0 BB: 0 P: 14	R: 0 E: 0 K: 2 S: 10 H: 0 LOB: 0 BB: 0 P: 11	R: 0 E: 0 K: 1 S: 7 H: 0 LOB: 1 BB: 0 P: 10	R: 0 E: 0 K: 1 S: 10 H: 2 LOB: 2 BB: 0 P: 15	1B: 8 2B: 1 3B: 0 HR: 1 SF: 0 SAC: 0 DP: 0 HBP: 2						

	AB	36
	R	2
	H	10
	RBI	2
	BB	1
	SO	7
	LOB	18

WP: 0 PB: 0 SB: 0 CS: 1 PA: 40

PITCHER	IP	WLS	BF	H	R	ER	SO	BB	IBB	HBP	BLK	WP	HR	S	P	ERA	WHIP
29 Chris Carpenter, R (1, 1) ERA: 1.91	6.0	W	27	8	2	2	3	1	0	1	0	0	1	65	103	3.00	1.500
50 Adam Wainwright, R (7, 1) ERA: 0.93	1.0		3	0	0	0	2	0	0	0	0	0	0	10	11	0.00	0.000
Josh Hancock, R (8, 1) ERA: 3.09	2.0		9	2	0	0	2	0	0	1	0	0	0	17	25	0.00	1.000

PITCHER	IP	WLS	BF	H	R	ER	SO	BB	IBB	HBP	BLK	WP	HR	S	P	ERA	WHIP

Batter	1	2	3	4	5	6	7	8	9	AB	R	H	RBI	BB	SO	LOB
22 David Eckstein, R (1, 6) OBP: 0.384, SLG: 0.408	C X 0-1 15 G3-6 1B	B B C 1 X SAFE 2-1 SH1-3 1-2 3-H		B B C B C C 3-3 K		C B X 1-1 G4-3				3	0	1	1	0	1	1
15 Jim Edmonds, L (1, 8) OBP: 0.273, SLG: 0.404	C X 0-1 G3-6 1-2f	X 0-0 F7			B B B C B 4-1 5 WP 5 2B BB	C B X 1-1 F7				3	1	0	0	1	0	2
5 Albert Pujols, R (1, 3) OBP: 0.482, SLG: 0.969	C X 0-1 HR		C X 0-1 P3		C B B X 2-1 4 F8 7 1B 1-H 2B	F B F F S 1-3 K				4	2	2	2	0	1	0
27 Scott Rolen, R (1, 5) OBP: 0.392, SLG: 0.531	X 0-0 G6-3		X 0-0 2B		C B B F F S 2-3 K		C X 0-1 1B			4	0	2	0	0	1	1
43 Juan Encarnacion, R (1, 9) OBP: 0.236, SLG: 0.217		X 0-0 4 BB 7 1B 1B	B S X 1-1 L8		F B F F F X 1-2 E3 7 1B 1B		S B F F S 1-3 K			4	2	1	0	0	1	2
4 Yadier Molina, R (1, 2) OBP: 0.182, SLG: 0.219		B B B 4-0 7 1B 1-2 1B BB	X 0-0 F7		F F X 0-2 F8 2-3		F X 0-1 G6-3			3	1	0	0	1	0	3
7 Hector Luna, R (1, 4) OBP: 0.414, SLG: 0.571		F X 0-1 1B 22 SH1-3 1-2 2-H 1B	X 0-0 F7	C B X 1-1 1B 1-2 3-H 1B		B F F X 1-2 F9				4	1	2	2	0	0	0
So Taguchi, R (1, 7) OBP: 0.300, SLG: 0.319		C B X 1-1 22 SH1-3 1-3 2-H 1B	B C C F F B B X 3-2 29 SH1-4 1B	C F F F X 0-2 1-3 2-H 1B		B B C F C 2-3 K				4	0	3	2	0	1	0
29 Chris Carpenter, R (1, 1) OBP: 0.091, SLG: 0.091 50 Adam Wainwright, R (7, 1) Josh Hancock, R (8, 1)		S L F B C 0-3 K	X 0-0 SH1-4 1-2	S F S 0-3 K		C B S C 1-3 K				2 0 1	0 0 0	0 0 0	0 0 0	0 0 0	2 0 1	4 0 0
Inning Stats	R: 1 H: 2 E: 0 LOB: 0 K: 0 BB: 0 S: 7 P: 7	R: 3 H: 3 E: 0 LOB: 1 K: 1 BB: 1 S: 13 P: 20	R: 0 H: 1 E: 0 LOB: 1 K: 0 BB: 0 S: 6 P: 7	R: 0 H: 1 E: 0 LOB: 1 K: 1 BB: 0 S: 10 P: 16	R: 3 H: 3 E: 1 LOB: 2 K: 2 BB: 1 S: 25 P: 35	R: 0 H: 0 E: 0 LOB: 0 K: 1 BB: 0 S: 8 P: 11	R: 0 H: 1 E: 0 LOB: 0 K: 1 BB: 0 S: 8 P: 9	R: 0 H: 0 E: 0 LOB: 0 K: 2 BB: 0 S: 9 P: 13		1B: 8 SF: 0 2B: 2 SAC: 2 3B: 0 DP: 1 HR: 1 HBP: 0						WP: 1 PA: 36 PB: 0 SB: 0 CS: 0

PITCHER		IP	WLS	BF	H	R	ER	SO	BB	IBB	HBP	BLK	WP	HR	S	P	ERA	WHIP
Oliver Pérez, L ERA: 7.2	(1, 1)	5.0	L	27	10	7	5	4	2	0	0	0	1	1	61	85	9.00	2.400
55 Matt Capps, R ERA: 4.76	(6, 1)	2.0		6	1	0	0	2	0	0	0	0	0	0	16	20	0.00	0.500
Damaso Marte, L ERA: 3.18	(8, 1)	1.0		3	0	0	0	2	0	0	0	0	0	0	9	13	0.00	0.000

PITCHER	IP	WLS	BF	H	R	ER	SO	BB	IBB	HBP	BLK	WP	HR	S	P	ERA	WHIP

BOTTOM

Pittsburgh Pirates @ St. Louis Cardinals

Busch Stadium, St. Louis, MO

Mon Apr 24 2006, 7:10 PM CDT

Att. 38,953 - Partly Cloudy - 73 F

livebaseballscorecards.com

AB	32
R	7
H	11
RBI	7
BB	2
SO	8
LOB	13

Batter	1	2	3	4	5	6	7	8	9	AB	R	H	RBI	BB	SO	LOB
6 Chris Duffy, L (1, 8) OBP: 0.239, SLG: 0.277	G3		HBP		K			K		3	1	0	0	0	2	0
2 Jack Wilson, R (1, 6) OBP: 0.381, SLG: 0.558	F8		1B		G5-3			F8		4	0	1	1	0	0	0
Jason Bay, R (1, 7) OBP: 0.432, SLG: 0.493	F7		K			F9		G5-3		4	0	0	0	0	1	3
Craig Wilson, R (1, 3) OBP: 0.368, SLG: 0.689		P5	1B			K			G6-3	4	0	1	2	0	1	0
Jeromy Burnitz, L (1, 9) OBP: 0.253, SLG: 0.386		G6-4-3 HBP	P4			G4-3			P1	3	0	0	0	0	0	2
Joe Randa, R (1, 5) OBP: 0.242, SLG: 0.339		G6-4-3 1-2f		P3			G6-3		BB	3	0	0	0	1	0	1
Jose Castillo, R (1, 4) OBP: 0.324, SLG: 0.348 12 Freddy Sanchez, R (9, PH) OBP: 0.364, SLG: 0.581			G1-3	G6-3			F8		G3-1	3 1	0 0	0 0	0 0	0 0	0 0	0 1
26 Ronny Paulino, R (1, 2) OBP: 0.429, SLG: 0.385			6 HBP SH 2 1B	L9				1B		3	1	2	0	0	0	0
Victor Santos, R (1, 1) OBP: 0.143, SLG: 0.143 16 Salomon Torres, R (6, 1) 13 Nate McLouth, L (7, PH) OBP: 0.238, SLG: 0.317 Roberto Hernandez, R (7, 1)			1 SAFE SH 2 6 1B HBP 1-2 1B		G5-3		L6			1 0 1 0	1 0 0 0	0 0 0 0	0 0 0 0	0 0 0 0	0 0 0 0	0 0 1 0
Inning Stats	R: 0 E: 0 K: 0 S: 13 H: 0 LOB: 0 BB: 0 P: 18	R: 0 E: 0 K: 0 S: 9 H: 0 LOB: 0 BB: 0 P: 16	R: 3 E: 1 K: 1 S: 18 H: 3 LOB: 2 BB: 0 P: 23	R: 0 E: 0 K: 0 S: 7 H: 0 LOB: 0 BB: 0 P: 12	R: 0 E: 0 K: 1 S: 7 H: 0 LOB: 0 BB: 0 P: 11	R: 0 E: 0 K: 1 S: 7 H: 0 LOB: 0 BB: 0 P: 13	R: 0 E: 0 K: 0 S: 10 H: 1 LOB: 1 BB: 0 P: 18	R: 0 E: 0 K: 1 S: 10 H: 0 LOB: 0 BB: 0 P: 12	R: 0 E: 0 K: 0 S: 11 H: 0 LOB: 1 BB: 1 P: 19	1B: 4 2B: 0 3B: 0 HR: 0	SF: 0 SAC: 1 DP: 1 HBP: 2						

TOP

Pittsburgh Pirates @ St. Louis Cardinals

Busch Stadium, St. Louis, MO

Tue Apr 25 2006, 7:10 PM CDT
Att. 38,809 - Cloudy - 47 F

livebaseballscorecards.com

AB	30
R	3
H	4
RBI	3
BB	1
SO	4
LOB	8

WP: 0 PB: 0 SB: 0 CS: 0 PA: 34

PITCHER		IP	WLS	BF	H	R	ER	SO	BB	IBB	HBP	BLK	WP	HR	S	P	ERA	WHIP
Jeff Suppan, R ERA: 5.85	(1, 1)	7.0	W	27	4	3	0	3	0	0	2	0	0	0	71	111	0.00	0.571
41 Braden Looper, R ERA: 1.74	(8, 1)	1.0	H	3	0	0	0	1	0	0	0	0	0	0	10	12	0.00	0.000
44 Jason Isringhausen, R ERA: 6.43	(9, 1)	1.0	S	4	0	0	0	0	1	0	0	0	0	0	11	19	0.00	1.000

PITCHER	IP	WLS	BF	H	R	ER	SO	BB	IBB	HBP	BLK	WP	HR	S	P	ERA	WHIP

Batter	1	2	3	4	5	6	7	8	9	AB	R	H	RBI	BB	SO	LOB
22 David Eckstein, R (1, 6) OBP: 0.385, SLG: 0.407	C B B S S 2-3 ① K	C B X 1-1 7 PO 1B		B F B F X 2-2 ③ G6-3		B X 1-0 7 1B 1-2 1B		B X 1-0 ③ F7		5	0	2	0	0	1	1
7 Hector Luna, R (1, 4) OBP: 0.455, SLG: 0.594	B X 1-0 5 E 5 S 15 1B 1B	1 SAFE 1 SAFE 0-0 ③ PO 1-2	B F C X 1-2 15 CS 1B		C B C B S 2-3 ① K	X 0-0 1-2 2-3 1B				4	1	3	0	0	1	0
5 Albert Pujols, R (1, 3) OBP: 0.483, SLG: 0.940	B B C B I 4-1 15 1B 43 2B 1-3 IBB		C B X 1-1 ① P5		C B S F B F X 2-2 43 3B 1B	C X 0-1 ③ G6-3				3	2	1	0	1	0	4
15 Jim Edmonds, L (1, 8) OBP: 0.300, SLG: 0.417	X 0-0 43 2B 1-3 3-H 1B		1 SAFE B B B B 4-0 ② 43 HR 1-2 BB		B S B B X 2-1 ② F7		F X 0-1 43 G5-4-3 1B			3	1	2	1	1	0	1
43 Juan Encarnacion, R (1, 9) OBP: 0.263, SLG: 0.329	B C F D X 2-2 1-3 3-H 2B		B B S B C X 3-2 1-H HR		C B X 1-1 1-H 3B		L X 0-1 ① ② G5-4-3 1-2f			4	1	3	4	0	0	1
26 Scott Spiezio, S (1, 5) OBP: 0.227, SLG: 0.500	C S D B F S 2-3 ② K	X 0-0 ③ L4			B B B F X 3-1 ③ F9		S C F B X 1-2 HR			4	1	1	1	0	1	3
Gary Bennett, R (1, 2) OBP: 0.333, SLG: 0.429	B X 1-0 ③ G5-3			C B B B B 4-1 G4-3 BB		C B B B X 2-1 ① G3-1	F X 0-1 ③ G1-3			3	0	0	0	1	0	2
So Taguchi, R (1, 7) OBP: 0.278, SLG: 0.294		C F F B X 0-2 ① G6-3		C F B X 1-2 ① G4-3 1-2		X 0-0 ② G5-3		C F B B F X 2-2 ① G5-3		4	0	0	0	0	0	1
Jeff Suppan, R (1, 1) 41 Braden Looper, R (8, 1) 53 John Rodriguez, L (8, PH) OBP: 0.417, SLG: 0.500 44 Jason Isringhausen, R (9, 1)		C B X 1-2 ② G6-3		X 0-0 ② G1-3		S C S 0-3 K 7 1B 22 1B		B X 1-0 ② L8		3 0 1 0	0 0 0 0	0 0 0 0	0 0 0 0	0 0 0 0	1 0 0 0	1 0 0 0
Inning Stats	R: 2 E: 0 K: 2 S: 14 H: 3 LOB: 2 BB: 1 P: 26	R: 0 E: 0 K: 0 S: 9 H: 1 LOB: 0 BB: 0 P: 11	R: 2 E: 0 K: 0 S: 9 H: 2 LOB: 0 BB: 1 P: 18	R: 0 E: 0 K: 0 S: 8 H: 0 LOB: 1 BB: 1 P: 15	R: 1 E: 0 K: 1 S: 14 H: 2 LOB: 1 BB: 0 P: 24	R: 0 E: 0 K: 1 S: 10 H: 2 LOB: 3 BB: 0 P: 13	R: 1 E: 0 K: 0 S: 10 H: 2 LOB: 0 BB: 0 P: 11	R: 0 E: 0 K: 0 S: 7 H: 0 LOB: 0 BB: 0 P: 11		1B: 8 2B: 1 3B: 1 HR: 2 SF: 0 SAC: 0 DP: 1 HBP: 0						

BOTTOM

Pittsburgh Pirates @ St. Louis Cardinals

Busch Stadium, St. Louis, MO

Tue Apr 25 2006, 7:10 PM CDT
Att. 38,809 - Cloudy - 47 F

livebaseballscorecards.com

AB	34
R	6
H	12
RBI	6
BB	3
SO	4
LOB	14

WP: 0 PB: 1 SB: 1 CS: 1 PA: 38

PITCHER		IP	WLS	BF	H	R	ER	SO	BB	IBB	HBP	BLK	WP	HR	S	P	ERA	WHIP
Victor Santos, R ERA: 6.48	(1, 1)	5.0	L	24	8	5	5	3	2	1	0	0	0	1	54	94	9.00	2.000
16 Salomon Torres, R ERA: 2.81	(6, 1)	1.0		6	2	0	0	1	0	0	0	0	0	0	10	13	0.00	2.000
Roberto Hernandez, R ERA: 2.61	(7, 1)	2.0		7	2	1	1	0	0	0	0	0	0	1	17	22	4.50	1.000

PITCHER	IP	WLS	BF	H	R	ER	SO	BB	IBB	HBP	BLK	WP	HR	S	P	ERA	WHIP

Batter	1	2	3	4	5	6	7	8	9	AB	R	H	RBI	BB	SO	LOB
6 Chris Duffy, L (1, 8) OBP: 0.253, SLG: 0.279	C F B X 1-2 2 SH2-3 1B		B B T X 2-1 ③ G1-3		D T F D B B 4-2 2 FC6-4 BB			C X 0-1 ② G3		3	0	1	0	1	0	0
2 Jack Wilson, R (1, 6) OBP: 0.379, SLG: 0.544	X 0-0 ① SH2-3 1-2			C X 0-1 ① F9	B X 1-0 ③ FC6-4 1-2f			B B B C B 4-1 BB		2	0	0	0	1	0	2
Jason Bay, R (1, 7) OBP: 0.434, SLG: 0.480	F B B B F F B 4-2 G6-4-3 BB			C B B B F F B 4-2 HR BB		X 0-0 ① L7		C B 1 SAFE B B C X 3-2 ③ F7		2	1	0	0	2	0	1
Craig Wilson, R (1, 9) OBP: 0.375, SLG: 0.719 (9, 3)	F B X 1-1 ② ③ G6-4-3 1-2f			F 1 SAFE 1 SAFE X 0-1 1-H HR		B C B B S B 4-2 G6-4-3 BB			F C B B F C 2-3 ① K	3	1	1	2	1	1	2
Joe Randa, R (1, 5) OBP: 0.242, SLG: 0.333		B C X 1-1 ① P4		X 0-0 G6-4-3 1B		B C D B X 3-1 ② ③ G6-4-3 1-2f			B B B B C F X 3-2 ② G6-3	4	0	1	0	0	0	1
José Hernández, R (1, 3) OBP: 0.250, SLG: 0.318 Roberto Hernandez, R (9, 1)		B X 1-0 ② G5-3		C X 0-1 ② ③ G6-4-3 1-2f			F B X 1-1 ① G6-3		C B X 1-1 HR	4 0	1 0	1 0	1 0	0 0	0 0	1 0
Jose Castillo, R (1, 4) OBP: 0.321, SLG: 0.343		B X 1-0 ③ F9		F F F S 0-3 ① K2-3			X 0-0 26 G4-6-3 1B		F B C B X 2-2 ③ F9	4	0	1	0	0	1	0
26 Ronny Paulino, R (1, 2) OBP: 0.412, SLG: 0.375			B C B B X 2-1 ① F8		C B B B S B X 3-2 57 SH3-4 1B		B X 1-0 ② ③ G4-6-3 1-2f			3	0	1	0	0	0	1
57 Zach Duke, L (1, 1) OBP: 0.143, SLG: 0.143			B C S X 1-2 ② G3-1		X 0-0 ② SH3-4 1-2			B X 1-0 ① P3		1	0	0	0	0	0	0
16 Salomon Torres, R (7, 1)										0	0	0	0	0	0	0
12 Freddy Sanchez, R (8, PH) OBP: 0.356, SLG: 0.568										1	0	0	0	0	0	0
55 Matt Capps, R (8, 1)										0	0	0	0	0	0	0
13 Nate McLouth, L (9, 9) OBP: 0.238, SLG: 0.317										0	0	0	0	0	0	0
Inning Stats	R: 0 H: 1 E: 0 LOB: 1 K: 0 BB: 1 S: 9 P: 15	R: 0 H: 0 E: 0 LOB: 0 K: 0 BB: 0 S: 4 P: 7	R: 0 H: 0 E: 0 LOB: 0 K: 0 BB: 0 S: 7 P: 12	R: 2 H: 2 E: 0 LOB: 0 K: 0 BB: 1 S: 10 P: 14	R: 0 H: 1 E: 0 LOB: 2 K: 1 BB: 1 S: 11 P: 19	R: 0 H: 0 E: 0 LOB: 0 K: 0 BB: 1 S: 5 P: 12	R: 0 H: 1 E: 0 LOB: 0 K: 0 BB: 0 S: 4 P: 6	R: 0 H: 0 E: 0 LOB: 1 K: 0 BB: 1 S: 7 P: 15	R: 1 H: 1 E: 0 LOB: 0 K: 1 BB: 0 S: 12 P: 20	1B: 4 SF: 0 2B: 0 SAC: 2 3B: 0 DP: 4 HR: 2 HBP: 0						

TOP

Pittsburgh Pirates @ St. Louis Cardinals

Busch Stadium, St. Louis, MO

Wed Apr 26 2006, 12:10 PM CDT
Att. 38,728 - Partly Cloudy - 54 F

livebaseballscorecards.com

AB	27
R	3
H	6
RBI	3
BB	5
SO	2
LOB	8

WP: 0 PA: 34
PB: 0
SB: 0
CS: 0

PITCHER		IP	WLS	BF	H	R	ER	SO	BB	IBB	HBP	BLK	WP	HR	S	P	ERA	WHIP
30 Mark Mulder, L ERA: 3.53	(1, 1)	7.2		29	5	2	2	1	5	0	0	0	0	1	54	94	2.35	1.304
41 Braden Looper, R ERA: 1.69	(8, 1)	0.1	H	1	0	0	0	0	0	0	0	0	0	0	3	6	0.00	0.000
44 Jason Isringhausen, R ERA: 6.75	(9, 1)	1.0	W	4	1	1	1	1	0	0	0	0	0	1	12	20	9.00	1.000

PITCHER	IP	WLS	BF	H	R	ER	SO	BB	IBB	HBP	BLK	WP	HR	S	P	ERA	WHIP

Batter	1	2	3	4	5	6	7	8	9	AB	R	H	RBI	BB	SO	LOB
22 David Eckstein, R (1, 6) OBP: 0.396, SLG: 0.424	BBBB 4-0 7 G2-3 26 1B BB	FBX 1-1 ③ G3-1			CBFBBX 3-2 7 G6-3 43 SF8 2B	BBBCFX 3-2 ③ G6-3			CFFBX 1-2 7 1B 5 1B 1B	4	3	2	0	1	0	3
7 Hector Luna, R (1, 7) OBP: 0.447, SLG: 0.568	BBCX 2-1 ① G2-3 1-2		BBFX 2-1 5 G6-4-3 1B		CBBX 2-1 ① G6-3 2-3		CCBS 1-3 ① K		SSSBX 2-2 5 1B 1-2 1B	5	0	2	0	0	1	2
5 Albert Pujols, R (1, 3) OBP: 0.500, SLG: 0.929	IIII 4-0 26 1B IBB		BCX 1-1 ① ② G6-4-3 1-2f		IIII 4-0 IBB		CSBX 1-2 26 PB 1B		SCBOFX 2-2 1-2 2-H 1B	3	0	2	1	2	0	1
43 Juan Encarnacion, R (1, 9) OBP: 0.250, SLG: 0.316	FCBFFBT 2-2 ② K		BBFCFFBX 3-2 ③ G5-3		X 0-0 ② SF8 3-H		BX 1-0 ② P6			3	0	0	1	0	1	3
26 Scott Spiezio, S (1, 5) OBP: 0.269, SLG: 0.500	BX 1-0 ③ 1-3 2-H 1B			BBBCCX 3-2 4 G5-3 1B 1B	X 0-0 ③ F8		FBCBBBFC 3-3 ③ K 1-2			4	0	2	1	0	1	2
So Taguchi, R (1, 8) OBP: 0.310, SLG: 0.315		CX 0-1 4 S 1B 1B		BBX 2-0 4 G5-3 1-2 1B		BCFBBB 4-2 30 SH5-3 4 1B BB		CSS 0-3 ① K		3	1	2	0	1	1	0
4 Yadier Molina, R (1, 2) OBP: 0.186, SLG: 0.221		BBCCS 1 SAFE 2-3 ① K 1-2		CX 0-1 ① ② G5-3 1-2 2-3f		X 0-0 30 SH5-3 1-2 1B		SBFX 1-2 ② F8		4	0	1	0	0	1	3
Aaron Miles, S (1, 4) OBP: 0.429, SLG: 0.435		X 0-0 30 SH1-3 2-H 1B		CBBBI 4-1 IBB		BBBFLX 2-2 ① F9		BX 1-0 ③ F7		3	0	1	1	1	0	2
30 Mark Mulder, L (1, 1) OBP: 0.462, SLG: 0.700 41 Braden Looper, R (8, 1) 44 Jason Isringhausen, R (9, 1) 53 John Rodriguez, L (9, PH) OBP: 0.400, SLG: 0.476		1 SAFE X 0-0 ② SH1-3 1-2		DBX 2-0 ③ G4-3		X 0-0 ② SH5-3 1-2 2-3			CSBC 1-3 ① K	1 0 0 1	0 0 0 0	0 0 0 0	0 0 0 0	0 0 0 0	0 0 0 1	2 0 0 0
Inning Stats	R: 1 E: 0 K: 1 S: 8 H: 1 LOB: 2 BB: 2 P: 21	R: 1 E: 0 K: 1 S: 9 H: 2 LOB: 1 BB: 0 P: 12	R: 0 E: 0 K: 0 S: 9 H: 1 LOB: 0 BB: 0 P: 15	R: 0 E: 0 K: 0 S: 8 H: 2 LOB: 2 BB: 1 P: 19	R: 1 E: 0 K: 0 S: 7 H: 1 LOB: 1 BB: 1 P: 16	R: 0 E: 0 K: 0 S: 11 H: 1 LOB: 2 BB: 1 P: 20	R: 0 E: 0 K: 2 S: 11 H: 1 LOB: 1 BB: 0 P: 17	R: 0 E: 0 K: 1 S: 7 H: 0 LOB: 0 BB: 0 P: 9	R: 1 E: 0 K: 1 S: 14 H: 3 LOB: 2 BB: 0 P: 20	1B: 11 2B: 1 3B: 0 HR: 0	SF: 1 SAC: 2 DP: 2 HBP: 0					

PITCHER		IP	WLS	BF	H	R	ER	SO	BB	IBB	HBP	BLK	WP	HR	S	P	ERA	WHIP
57 Zach Duke, L ERA: 4.5	(1, 1)	6.0		28	8	3	3	2	2	3	0	0	0	0	52	103	4.50	1.667
16 Salomon Torres, R ERA: 2.65	(7, 1)	1.0		4	1	0	0	2	0	0	0	0	0	0	11	17	0.00	1.000
55 Matt Capps, R ERA: 4.38	(8, 1)	1.0		3	0	0	0	1	0	0	0	0	0	0	7	9	0.00	0.000
Roberto Hernandez, R ERA: 3.38	(9, 1)	0.1	L	4	3	1	1	1	0	0	0	0	0	0	14	20	27.00	9.000

PITCHER	IP	WLS	BF	H	R	ER	SO	BB	IBB	HBP	BLK	WP	HR	S	P	ERA	WHIP

BOTTOM

Pittsburgh Pirates @ St. Louis Cardinals

Busch Stadium, St. Louis, MO

Wed Apr 26 2006, 12:10 PM CDT
Att. 38,728 - Partly Cloudy - 54 F

livebaseballscorecards.com

AB	31
R	4
H	12
RBI	4
BB	5
SO	6
LOB	18

1B: 11 SF: 1
2B: 1 SAC: 2
3B: 0 DP: 2
HR: 0 HBP: 0

WP: 0 PA: 39
PB: 1
SB: 1
CS: 0

Batter	1	2	3	4	5	6	7	8	9	AB	R	H	RBI	BB	SO	LOB
11 Jimmy Rollins, S (1, 6) OBP: 0.316, SLG: 0.378	B F B B X 3-1 F8		B B X 2-0 L9			B F B B C X 3-2 S 1B		C X 0-1 CS 1B		4	0	2	0	0	0	0
26 Chase Utley, L (1, 4) OBP: 0.337, SLG: 0.506	B F X 1-1 P5			F X 0-1 G6-3		1 SAFE C 1 SAFE P D 1 SAFE X 2-1 L7		C B B C S 2-3 K		4	0	0	0	0	1	2
Bobby Abreu, L (1, 9) OBP: 0.444, SLG: 0.568	C X 0-1 F8			C X 0-1 2B		C S B B B B 4-2 1-2 BB		B 1 SAFE C B C B F S 3-3 1-2 K		3	0	1	0	1	1	1
Pat Burrell, R (1, 7) OBP: 0.379, SLG: 0.568		B B C X 2-1 G5-3		C F S 0-3 K		S C F S 0-3 K			B B C B F C 3-3 K	4	0	0	0	0	3	3
6 Ryan Howard, L (1, 3) OBP: 0.411, SLG: 0.526		B F B C S 2-3 K		S F B D B C 3-3 K			B F F B X 2-2 SH3-4 E G6-3 1B		B B F F F X 2-2 G3-1	4	1	1	0	0	2	1
Aaron Rowand, R (1, 8) OBP: 0.356, SLG: 0.422		C X 0-1 E S 1B			S B X 1-1 G6-3 1B		F B X 1-1 E5 G6-3 SH3-4 1-2		B B B B 4-0 BB	3	0	2	0	1	0	1
David Bell, R (1, 5) OBP: 0.288, SLG: 0.429		B C F F C 1-3 K 1-3			F S 1 SAFE X 0-2 L9		L X 0-1 SH3-4 1-2 2-3		B X 1-0 P3	3	0	0	0	0	1	3
Mike Lieberthal, R (1, 2) OBP: 0.321, SLG: 0.412			S F B B B F S 2-3 K		1 SAFE 1 SAFE B X 1-0 G6-3 1-2f		B F X 1-1 G6-3 2-3 3-H			3	0	0	1	0	1	2
39 Brett Myers, R (1, 1) Geoff Geary, R (8, 1) OBP: 0.500, SLG: 1.000			C B F F C 1-3 K			C X 0-1 P4	S C D X 1-2 G1-3			3 0	0 0	0 0	0 0	0 0	1 0	1 0
Inning Stats	R: 0 E: 0 K: 0 S: 6 H: 0 LOB: 0 BB: 0 P: 10	R: 0 E: 0 K: 2 S: 11 H: 1 LOB: 1 BB: 0 P: 16	R: 0 E: 0 K: 2 S: 9 H: 0 LOB: 0 BB: 0 P: 14	R: 0 E: 0 K: 2 S: 11 H: 1 LOB: 1 BB: 0 P: 14	R: 0 E: 0 K: 0 S: 6 H: 1 LOB: 0 BB: 0 P: 8	R: 0 E: 0 K: 1 S: 14 H: 1 LOB: 2 BB: 1 P: 22	R: 1 E: 1 K: 0 S: 12 H: 1 LOB: 1 BB: 0 P: 17	R: 0 E: 0 K: 2 S: 9 H: 1 LOB: 0 BB: 0 P: 14	R: 0 E: 0 K: 1 S: 8 H: 0 LOB: 1 BB: 1 P: 18	1B: 5 2B: 1 3B: 0 HR: 0	SF: 0 SAC: 1 DP: 1 HBP: 0						

TOP

Philadelphia Phillies @ Pittsburgh Pirates
PNC Park, Pittsburgh, PA

Fri Apr 28 2006, 7:05 PM EDT
Att. 30,568 - Clear - 61 F

livebaseballscorecards.com

AB	31
R	1
H	6
RBI	1
BB	2
SO	10
LOB	14

WP: 0 PB: 0 SB: 2 CS: 1 PA: 34

PITCHER		IP	WLS	BF	H	R	ER	SO	BB	IBB	HBP	BLK	WP	HR	S	P	ERA	WHIP
45 Ian Snell, R ERA: 5.79	(1, 1)	7.0	W	27	5	1	0	7	1	0	0	0	0	0	69	101	0.00	0.857
Damaso Marte, L ERA: 2.7	(8, 1)	1.0	H	3	1	0	0	2	0	0	0	0	0	0	9	14	0.00	1.000
Michael Gonzalez, L ERA: 2.25	(9, 1)	1.0	S	4	0	0	0	1	1	0	0	0	0	0	8	18	0.00	1.000

PITCHER	IP	WLS	BF	H	R	ER	SO	BB	IBB	HBP	BLK	WP	HR	S	P	ERA	WHIP

Batter	1	2	3	4	5	6	7	8	9	AB	R	H	RBI	BB	SO	LOB
6 Chris Duffy, L (1, 8) OBP: 0.266, SLG: 0.306	C X 0-1 2 S 1B		B S B S T 2-2 ② K		B C B B F S 3-3 ③ K		F X 0-1 2 1B 2B			4	1	2	0	0	2	0
2 Jack Wilson, R (1, 6) OBP: 0.396, SLG: 0.561	1 SAFE 1 SAFE B L C B F 2 SAFE 4-2 B F F F F D G1-6-3 1-2 BB		C B C T B X 2-2 2B			C X 0-1 ① G4-3	B B B C X 3-1 2B 2-H 1B			3	1	2	1	1	0	0
Jason Bay, R (1, 7) OBP: 0.437, SLG: 0.494	B B C F F F B S 3-3 ① K		X 0-0 ③ G5-3			X 0-0 G3 2B 1B	1 SAFE B C 1 T F F 1 SAFE B 2-2 F X 1-H 2B			4	1	2	1	0	1	3
Jeromy Burnitz, L (1, 9) OBP: 0.253, SLG: 0.372	X 0-0 ② ③ G1-6-3 1-2f			B B S X 2-1 ① F7		X 0-0 ② G3 1-2	I I I I 4-0 IBB			3	0	0	0	1	0	3
Craig Wilson, R (1, 3) OBP: 0.382, SLG: 0.721		X 0-0 1B		C X 0-1 ② G5-3		B X 1-0 2-H 2B	C C B B F S 2-3 ③ K			4	0	2	1	0	1	2
Joe Randa, R (1, 5) OBP: 0.271, SLG: 0.348		C B B B F C 3-3 ① K		B X 1-0 PB 1B		B B C B B 4-1 BB		C F F X 0-2 26 L8-3 1B		3	0	2	0	1	1	1
Jose Castillo, R (1, 4) OBP: 0.305, SLG: 0.324	C S S 0-3 ② K			C F B F S 1-3 ③ K 1-2		D C X 1-1 ③ G4-3		B F F B F F S 2-3 ① K		4	0	0	0	0	3	5
26 Ronny Paulino, R (1, 2) OBP: 0.333, SLG: 0.300	C X 0-1 ③ F9				B F X 1-1 ① F9		X 0-0 ① P4	B X 1-0 ② ③ L8-3 1-1		4	0	0	0	0	0	2
45 Ian Snell, R (1, 1) 13 Nate McLouth, L (7, PH) OBP: 0.233, SLG: 0.310 Damaso Marte, L (8, 1) Michael Gonzalez, R (9, 1)			C F B C 1-3 ① K		X 0-0 ② F9		B F B C X 2-2 ② G6-3			2 1 0 0	0 0 0 0	0 0 0 0	0 0 0 0	0 0 0 0	1 0 0 0	0 0 0 0
Inning Stats	R: 0 H: 1 E: 0 LOB: 1 K: 1 BB: 1 S: 16 P: 23	R: 0 H: 1 E: 0 LOB: 1 K: 2 BB: 0 S: 9 P: 12	R: 0 H: 1 E: 0 LOB: 1 K: 2 BB: 0 S: 12 P: 17	R: 0 H: 1 E: 0 LOB: 1 K: 1 BB: 0 S: 9 P: 13	R: 0 H: 0 E: 0 LOB: 0 K: 1 BB: 0 S: 6 P: 10	R: 1 H: 2 E: 0 LOB: 2 K: 0 BB: 1 S: 8 P: 14	R: 2 H: 3 E: 0 LOB: 2 K: 1 BB: 1 S: 18 P: 31	R: 0 H: 1 E: 0 LOB: 0 K: 1 BB: 0 S: 10 P: 13		1B: 6 SF: 0 2B: 5 SAC: 0 3B: 0 DP: 2 HR: 0 HBP: 0						

PITCHER		IP	WLS	BF	H	R	ER	SO	BB	IBB	HBP	BLK	WP	HR	S	P	ERA	WHIP
39 Brett Myers, R ERA: 3.23	(1, 1)	7.0	L	32	9	3	3	8	2	1	0	0	0	0	78	120	3.86	1.571
Geoff Geary, R ERA: 6.23	(8, 1)	1.0		3	1	0	0	1	0	0	0	0	0	0	10	13	0.00	1.000

PITCHER	IP	WLS	BF	H	R	ER	SO	BB	IBB	HBP	BLK	WP	HR	S	P	ERA	WHIP

BOTTOM

Philadelphia Phillies @ Pittsburgh Pirates
PNC Park, Pittsburgh, PA
Fri Apr 28 2006, 7:05 PM EDT
Att. 30,568 - Clear - 61 F

livebaseballscorecards.com

AB	32
R	3
H	10
RBI	3
BB	3
SO	9
LOB	16

WP: 0 PA: 35
PB: 1
SB: 1
CS: 0

Batter	1	2	3	4	5	6	7	8	9	AB	R	H	RBI	BB	SO	LOB
11 Jimmy Rollins, S (1, 6) OBP: 0.304, SLG: 0.362	G6-3		K		F7			K		4	0	0	0	0	2	1
26 Chase Utley, L (1, 4) OBP: 0.333, SLG: 0.494	G3			G1-6-3 1B		G4-3		G4-3		4	0	1	0	0	0	0
Aaron Rowand, R (1, 8) OBP: 0.351, SLG: 0.448	L4			G1-6-3 1-2f		K		HR		4	1	1	1	0	1	1
Bobby Abreu, L (1, 9) OBP: 0.447, SLG: 0.571		G1-3		PB 1B BB		2B		F8		3	1	1	0	1	0	0
Pat Burrell, R (1, 7) OBP: 0.396, SLG: 0.566		G6-3		6 1B 1-H 1B		6 FC4-6 BB			BB BB BB	2	0	1	1	2	0	0
8 Shane Victorino, S (9, PR) OBP: 0.235, SLG: 0.250										0	0	0	0	0	0	0
6 Ryan Howard, L (1, 3) OBP: 0.404, SLG: 0.512		K		FC6-4 1-2 1B		FC4-6 1-2f			1 SAFE K	4	0	1	0	0	2	3
David Bell, R (1, 5) OBP: 0.286, SLG: 0.411			G5-3 1B	FC6-4 1-2f			F8		1 SAFE 1 SAFE G5-3 1-2 BB	3	0	0	0	1	0	2
Mike Lieberthal, R (1, 2) OBP: 0.321, SLG: 0.407			G5-3		K		G6-4-3 1B		1-2 2-3 BB	3	0	1	0	0	1	0
David Dellucci, L (9, PH) OBP: 0.227, SLG: 0.200										0	0	0	0	1	0	0
Cory Lidle, R (1, 1) OBP: 0.222, SLG: 0.375			3B		F9		G6-4-3 1-2f		G5-3 2-3f	2	0	1	0	0	0	0
Abraham Nunez, S (7, PH) OBP: 0.185, SLG: 0.192										1	0	0	0	0	0	1
Rheal Cormier, L (7, 1)										0	0	0	0	0	0	0
Geoff Geary, R (8, 1) OBP: 0.500, SLG: 1.000										0	0	0	0	0	0	0
Alex Gonzalez, R (9, PH) OBP: 0.125, SLG: 0.067										1	0	0	0	0	0	3
Inning Stats	R: 0 E: 0 K: 0 S: 6 H: 0 LOB: 0 BB: 0 P: 10	R: 0 E: 0 K: 1 S: 7 H: 0 LOB: 0 BB: 0 P: 11	R: 0 E: 0 K: 1 S: 8 H: 1 LOB: 1 BB: 0 P: 12	R: 1 E: 0 K: 0 S: 11 H: 3 LOB: 2 BB: 1 P: 23	R: 0 E: 0 K: 1 S: 8 H: 0 LOB: 0 BB: 0 P: 10	R: 0 E: 0 K: 1 S: 10 H: 1 LOB: 2 BB: 1 P: 19	R: 0 E: 0 K: 0 S: 6 H: 1 LOB: 0 BB: 0 P: 11	R: 1 E: 0 K: 1 S: 12 H: 1 LOB: 0 BB: 0 P: 18	R: 0 E: 0 K: 1 S: 9 H: 0 LOB: 2 BB: 3 P: 25	1B: 4 2B: 1 3B: 1 HR: 1 SF: 0 SAC: 0 DP: 3 HBP: 0						

PITCHER		IP	WLS	BF	H	R	ER	SO	BB	IBB	HBP	BLK	WP	HR	S	P	ERA	WHIP
28 Paul Maholm, L ERA: 5.86	(1, 1)	7.0	W	27	6	1	1	4	2	0	0	0	0	0	56	96	1.29	1.143
Damaso Marte, L ERA: 2.45	(8, 1)	0.2	H	2	0	0	0	1	0	0	0	0	0	0	8	12	0.00	0.000
16 Salomon Torres, R ERA: 3.12	(8, 1)	0.1	H	2	1	1	1	0	0	0	0	0	0	1	4	6	27.00	3.000
Michael Gonzalez, L ERA: 2.16	(9, 1)	0.1	H	3	0	0	0	1	2	0	0	0	0	0	6	15	0.00	6.000
Roberto Hernandez, R ERA: 3.18	(9, 1)	0.2	S	2	0	0	0	0	1	0	0	0	0	0	3	10	0.00	1.500

PITCHER	IP	WLS	BF	H	R	ER	SO	BB	IBB	HBP	BLK	WP	HR	S	P	ERA	WHIP

TOP

Philadelphia Phillies @ Pittsburgh Pirates
PNC Park, Pittsburgh, PA
Sat Apr 29 2006, 7:05 PM EDT
Att. 33,944 - Clear - 68 F

livebaseballscorecards.com

AB	31
R	2
H	7
RBI	2
BB	5
SO	6
LOB	11

WP: 0 PB: 1 SB: 0 CS: 0 PA: 36

BOTTOM

Batter	1	2	3	4	5	6	7	8	9	AB	R	H	RBI	BB	SO	LOB
6 Chris Duffy, L (1, 8) OBP: 0.265, SLG: 0.303	C B F X 1-2 ① F8		X 0-0 ③ 2-H 1B			C B S B F X 2-2 ① G1-3		S X 0-1 ③ G5-3		4	0	1	1	0	0	0
2 Jack Wilson, R (1, 6) OBP: 0.383, SLG: 0.541	C F B F F F X 1-2 ② F8			B X 1-0 ① G6-3		C B L B S 2-3 ② K				3	0	0	0	0	1	0
Jason Bay, R (1, 7) OBP: 0.434, SLG: 0.500	B B C B X 3-1 ③ F8			B B X 2-0 HR 2B		C X 0-1 ③ G5-3				3	1	1	0	0	0	0
Jeromy Burnitz, L (1, 9) OBP: 0.266, SLG: 0.416		B X 1-0 ① P6		X 0-0 2-H HR			X 0-0 G5-3 1B			3	1	2	2	0	0	0
Craig Wilson, R (1, 3) OBP: 0.367, SLG: 0.690		C S S F F X 0-2 ② P6		C F S 0-3 ② K			B B F X 2-1 ① P6			3	0	0	0	0	1	1
Joe Randa, R (1, 5) OBP: 0.260, SLG: 0.333		S C B X 1-2 ③ F7		C S S 0-3 ③ K			C S X 0-2 ② G5-3 1-2			3	0	0	0	0	1	1
26 Ronny Paulino, R (1, 2) OBP: 0.333, SLG: 0.304			C B X 1-1 E5 6 1B 1B		C B X 1-1 ① P4		B B X 2-0 ③ G6-3			3	1	1	0	0	0	1
Jose Castillo, R (1, 4) OBP: 0.294, SLG: 0.312			F F B B S 2-3 ① K		B X 1-0 ② G6-3			F C F X 0-2 ① G6-3		3	0	0	0	0	1	1
28 Paul Maholm, L (1, 1) Damaso Marte, L (8, 1) 16 Salomon Torres, R (8, 1) 13 Nate McLouth, L (8, PH) OBP: 0.227, SLG: 0.302 Michael Gonzalez, R (9, 1) Roberto Hernandez, R (9, 1)			C B S S S 1-3 ② K		S B S C 1-3 ③ K			F X 0-1 ② G1-3		2 0 0 1 0 0	0 0 0 0 0 0	0 0 0 0 0 0	0 0 0 0 0 0	0 0 0 0 0 0	2 0 0 0 0 0	1 0 0 0 0 0
Inning Stats	R: 0 E: 0 K: 0 S: 11 H: 0 LOB: 0 BB: 0 P: 16	R: 0 E: 0 K: 0 S: 9 H: 0 LOB: 0 BB: 0 P: 11	R: 1 E: 1 K: 2 S: 9 H: 2 LOB: 1 BB: 0 P: 13	R: 2 E: 0 K: 2 S: 9 H: 2 LOB: 0 BB: 0 P: 12	R: 0 E: 0 K: 1 S: 6 H: 0 LOB: 0 BB: 0 P: 9	R: 0 E: 0 K: 1 S: 9 H: 0 LOB: 0 BB: 0 P: 13	R: 0 E: 0 K: 0 S: 7 H: 1 LOB: 1 BB: 0 P: 11	R: 0 E: 0 K: 0 S: 8 H: 0 LOB: 0 BB: 0 P: 8		1B: 3 2B: 1 3B: 0 HR: 1 SF: 0 SAC: 0 DP: 0 HBP: 0						

PITCHER		IP	WLS	BF	H	R	ER	SO	BB	IBB	HBP	BLK	WP	HR	S	P	ERA	WHIP
Cory Lidle, R ERA: 4.4	(1, 1)	6.0	L	21	4	3	2	6	0	0	0	0	0	1	53	74	3.00	0.667
Rheal Cormier, L ERA:	(7, 1)	1.0		4	1	0	0	0	0	0	0	0	0	0	7	11	0.00	1.000
Geoff Geary, R ERA: 5.79	(8, 1)	1.0		3	0	0	0	0	0	0	0	0	0	0	8	8	0.00	0.000

PITCHER	IP	WLS	BF	H	R	ER	SO	BB	IBB	HBP	BLK	WP	HR	S	P	ERA	WHIP

Philadelphia Phillies @ Pittsburgh Pirates
PNC Park, Pittsburgh, PA
Sat Apr 29 2006, 7:05 PM EDT
Att. 33,944 - Clear - 68 F

livebaseballscorecards.com

AB	28
R	3
H	5
RBI	3
BB	0
SO	6
LOB	5

WP: 0 PA: 28
PB: 0
SB: 0
CS: 0

Batter	1	2	3	4	5	6	7	8	9	AB	R	H	RBI	BB	SO	LOB
11 Jimmy Rollins, S (1, 6) OBP: 0.318, SLG: 0.392	C B S X 1-2 ① G5-3		B C X 1-1 HR	C B B F B B 4-2 WP 1B BB		B F B B B 4-1 1B 1B BB		B X 1-0 ③ L9		3	2	1	1	2	0	0
Abraham Nunez, S (1, 4) (7, 5) OBP: 0.250, SLG: 0.258	C B B X 2-1 1B		F B C X 1-2 ① G4-3	F B X 1-1 1-2 WP 1B		1 SAFE 1 SAFE F D C 1 SAFE B X 2-2 L6-4 1B 1-2 1B			B B C T C 2-3 ① K	5	0	3	0	0	1	0
Aaron Rowand, R (1, 8) OBP: 0.354, SLG: 0.446	C B F B X 2-2 ② L4		B B F X 2-1 BB 2B 1B	C F B F B S 2-3 ② K		B B S F F X 2-2 1-2 2-H 1B			C X 0-1 ② P6	5	1	2	1	0	1	3
Bobby Abreu, L (1, 9) OBP: 0.444, SLG: 0.550	C B B B S X 3-2 ③ F7		B B F B B 4-1 2B 6 SF7 1-2 BB	S B F F B B B 4-2 1-2 2-3 BB		B B X 2-0 ② ③ L6-4 2-3			C B B C S 2-3 ③ K	3	1	0	0	2	1	3
Pat Burrell, R (1, 7) OBP: 0.400, SLG: 0.613		C C B B X 2-2 HR	B C B B F X 2-2 1-3 2-H 2B	B C C C C 1-3 ③ K			C B B B X 3-1 ① G6-3			4	1	2	2	0	1	3
8 Shane Victorino, S (9, 7) OBP: 0.235, SLG: 0.250										0	0	0	0	0	0	0
6 Ryan Howard, L (1, 3) OBP: 0.388, SLG: 0.494		B B F C C 2-3 ① K	S B C F B X 2-2 ② SF7 3-H		B B S X 2-1 ① G4-3		S S S 0-3 ② K			3	0	0	1	0	2	0
Alex Gonzalez, R (1, 5) OBP: 0.150, SLG: 0.056	C F X 0-2 ② G6-3		B B B C B 4-1 BB		S C T 0-2 ② K		C S B B X 2-2 ③ L6			3	0	0	0	1	1	0
Ryan Franklin, R (7, 1)										0	0	0	0	0	0	0
45 Tom Gordon, R (9, 1)										0	0	0	0	0	0	0
Sal Fasano, R (1, 2) OBP: 0.258, SLG: 0.414		B B S B B B 4-1 BB	F B S B F B S 3-3 ③ K		C F S 0-3 ③ K			X 0-0 ① G6-3		3	0	0	0	1	2	2
Gavin Floyd, R (1, 1)		B C T S 1-3 ③ K		B C X 1-1 ① G6-3		B B C X 2-1 ① G5-3		C S F S 0-3 ② K		3	0	0	0	0	1	1
26 Chase Utley, L (7, 4) OBP: 0.330, SLG: 0.489										1	0	0	0	0	1	0

Inning Stats																		
	R: 0	H: 1	R: 1	H: 1	R: 3	H: 3	R: 0	H: 1	R: 0	H: 0	R: 1	H: 2	R: 0	H: 0	R: 0	H: 0	R: 0	H: 0
	E: 0	LOB: 1	E: 0	LOB: 1	E: 0	LOB: 2	E: 0	LOB: 3	E: 0	LOB: 2	E: 0	LOB: 1	E: 0	LOB: 0	E: 0	LOB: 0	E: 0	LOB: 0
	K: 0	BB: 0	K: 2	BB: 1	K: 1	BB: 2	K: 2	BB: 2	K: 2	BB: 0	K: 0	BB: 1	K: 1	BB: 0	K: 1	BB: 0	K: 2	BB: 0
	S: 11	P: 19	S: 13	P: 22	S: 20	P: 39	S: 17	P: 30	S: 8	P: 10	S: 11	P: 23	S: 8	P: 13	S: 6	P: 7	S: 8	P: 12

PITCHER		IP	WLS	BF	H	R	ER	SO	BB	IBB	HBP	BLK	WP	HR	S	P	ERA	WHIP
Oliver Pérez, L ERA: 7.53	(1, 1)	3.2	L	22	6	4	4	4	5	0	0	0	1	2	58	106	9.82	3.000
Ryan Vogelsong, R ERA: 7.43	(4, 1)	1.2		8	2	1	1	3	1	0	0	0	0	0	21	34	5.40	1.800
34 John Grabow, L ERA: 5.73	(6, 1)	1.2		4	0	0	0	1	0	0	0	0	0	0	9	16	0.00	0.000
55 Matt Capps, R ERA: 3.77	(8, 1)	2.0		6	0	0	0	3	0	0	0	0	0	0	14	19	0.00	0.000

PITCHER	IP	WLS	BF	H	R	ER	SO	BB	IBB	HBP	BLK	WP	HR	S	P	ERA	WHIP

TOP

Philadelphia Phillies @ Pittsburgh Pirates
PNC Park, Pittsburgh, PA
Sun Apr 30 2006, 1:35 PM EDT
Att. 22,320 - Partly Cloudy - 66 F

livebaseballscorecards.com

AB	33
R	5
H	8
RBI	5
BB	6
SO	11
LOB	12

1B: 5	SF: 1	WP: 1	PA: 40
2B: 2	SAC: 0	PB: 0	
3B: 0	DP: 1	SB: 0	
HR: 2	HBP: 0	CS: 0	

BOTTOM

Philadelphia Phillies @ Pittsburgh Pirates
PNC Park, Pittsburgh, PA
Sun Apr 30 2006, 1:35 PM EDT
Att. 22,320 - Partly Cloudy - 66 F

livebaseballscorecards.com

Batter	1	2	3	4	5	6	7	8	9	AB	R	H	RBI	BB	SO	LOB
13 Nate McLouth, L (1, 8) OBP: 0.245, SLG: 0.283	F7		BB		F9		G6-3		BB	3	0	0	0	2	0	2
2 Jack Wilson, R (1, 6) OBP: 0.384, SLG: 0.562	G6-3		G4-6-3		BB		HR		K	4	1	1	1	1	1	2
Jason Bay, R (1, 7) OBP: 0.445, SLG: 0.494	BB		BB		BB		E5			1	0	0	0	3	0	0
Jeromy Burnitz, L (1, 9) OBP: 0.265, SLG: 0.409	1B		G4-3		G6-3		G4-3			4	0	1	0	0	0	5
Craig Wilson, R (1, 3) OBP: 0.349, SLG: 0.653	P6			K		G1-3		K		4	0	0	0	0	2	2
Joe Randa, R (1, 5) OBP: 0.260, SLG: 0.329		1B		L9		F8		K		4	0	1	0	0	1	0
12 Freddy Sanchez, R (1, 4) OBP: 0.347, SLG: 0.542		F8		F8		1B		G5-3		4	0	1	0	0	0	1
11 Humberto Cota, R (1, 2) OBP: 0.300, SLG: 0.261		K			1B	G4-3			F9	4	0	1	0	0	1	2
Oliver Pérez, L (1, 1) OBP: 0.154, SLG: 0.154		P5			K		1B		L4	1	0	0	0	0	0	1
Ryan Vogelsong, R (4, 1)										1	0	0	0	0	1	1
34 John Grabow, L (6, 1)										0	0	0	0	0	0	0
Mike Edwards, R (7, PH) OBP: 0.286, SLG: 0.286										1	0	1	0	0	0	0
55 Matt Capps, R (8, 1)										0	0	0	0	0	0	0
José Hernández, R (9, PH) OBP: 0.240, SLG: 0.304										1	0	0	0	0	0	0
Inning Stats	R: 0 E: 0 K: 0 S: 10 H: 1 LOB: 2 BB: 1 P: 20	R: 0 E: 0 K: 1 S: 10 H: 1 LOB: 1 BB: 0 P: 15	R: 0 E: 0 K: 0 S: 5 H: 0 LOB: 1 BB: 2 P: 15	R: 0 E: 0 K: 1 S: 8 H: 0 LOB: 0 BB: 0 P: 13	R: 0 E: 0 K: 1 S: 11 H: 1 LOB: 3 BB: 2 P: 26	R: 0 E: 0 K: 0 S: 6 H: 1 LOB: 1 BB: 0 P: 7	R: 1 E: 1 K: 0 S: 11 H: 2 LOB: 1 BB: 0 P: 15	R: 0 E: 0 K: 2 S: 10 H: 0 LOB: 0 BB: 0 P: 14	R: 0 E: 0 K: 1 S: 7 H: 0 LOB: 1 BB: 1 P: 13	1B: 5 2B: 0 3B: 0 HR: 1	SF: 0 SAC: 0 DP: 2 HBP: 0						

PITCHER	IP	WLS	BF	H	R	ER	SO	BB	IBB	HBP	BLK	WP	HR	S	P	ERA	WHIP
Gavin Floyd, R (1, 1) ERA: 6.57	6.2	W	30	6	1	1	3	5	0	0	0	0	1	56	103	1.35	1.650
Ryan Franklin, R (7, 1) ERA: 3.95	1.1		4	0	0	0	2	0	0	0	0	0	0	15	22	0.00	0.000
45 Tom Gordon, R (9, 1) ERA: 0.84	1.0		4	0	0	0	1	1	0	0	0	0	0	7	13	0.00	1.000

PITCHER	IP	WLS	BF	H	R	ER	SO	BB	IBB	HBP	BLK	WP	HR	S	P	ERA	WHIP

AB	32
R	1
H	6
RBI	1
BB	6
SO	6
LOB	16

WP: 0 PB: 0 SB: 0 CS: 0 PA: 38

Batter	1	2	3	4	5	6	7	8	9	AB	R	H	RBI	BB	SO	LOB
13 Nate McLouth, L (1, 8) OBP: 0.231, SLG: 0.265	C F S 0-3 ① K		B C C S 1-3 ③ K			B X 1-0 ③ G4-3		B F X 1-1 ② F9		3	0	0	0	0	2	1
12 Freddy Sanchez, R (8, PH) OBP: 0.340, SLG: 0.531										1	0	0	0	0	0	2
34 John Grabow, L (8, 1)										0	0	0	0	0	0	0
16 Salomon Torres, R (8, 1)										0	0	0	0	0	0	0
Damaso Marte, L (8, 1)										0	0	0	0	0	0	0
2 Jack Wilson, R (1, 6) OBP: 0.379, SLG: 0.548	C B X 1-1 ② G6-3			B C F S 1-3 ① K			B B C X 2-1 ③ FC5-4 1B G5-3 1B	C X 0-1 ③ FC6-4 1-2f		4	1	1	0	0	1	2
Jason Bay, R (1, 7) OBP: 0.439, SLG: 0.483	B B B C X 3-1 ③ P6			B F B X 2-1 ② G5-3			B C B D F X 3-2 FC5-4 1-2 1B		C B X 1-1 ① G6-3	4	0	1	0	0	0	0
Craig Wilson, R (1, 3) OBP: 0.356, SLG: 0.654		X 0-0 L3-6 2B		C X 0-1 ③ G5-3			C X 0-1 ① FC5-4 G5-3 1-2f 2-3		F F F B B B F B B 4-2 G6-4-3 BB	3	0	1	0	1	0	2
Joe Randa, R (1, 5) OBP: 0.247, SLG: 0.312		B F C D X 2-2 ① G5-3			C X 0-1 ① F8		B C B X 2-1 ② G5-3 1-2 3-H		F B S F B X 2-2 ②③ G6-4-3 1-2f	4	0	0	1	0	0	3
Jeromy Burnitz, L (1, 9) OBP: 0.257, SLG: 0.396		F X 0-1 ②③ L3-6 2-2			B C X 1-1 ② G4-3		F B X 1-1 ③ F7			3	0	0	0	0	0	2
26 Ronny Paulino, R (1, 2) OBP: 0.333, SLG: 0.280			B X 1-0 ① L6		B X 1-0 ③ F8			C B F F B B B 4-2 1B BB		2	0	0	0	1	0	0
Jose Castillo, R (1, 4) OBP: 0.295, SLG: 0.313			C B X 1-1 ② G6-3			X 0-0 ① G6-3		B X 1-0 2 FC6-4 1-2 1B		3	0	1	0	0	0	0
Victor Santos, R (1, 1) OBP: 0.111, SLG: 0.111			B B C X 2-1 E6			C B C F C 1-3 ② K		B L L B B T 3-2 ① K		2	0	0	0	0	1	0
6 Chris Duffy, L (8, PH) OBP: 0.262, SLG: 0.299 (8, 8)										1	0	0	0	0	1	2
Inning Stats	R: 0 E: 0 K: 1 S: 7 H: 0 LOB: 0 BB: 0 P: 11	R: 0 E: 0 K: 0 S: 6 H: 1 LOB: 0 BB: 0 P: 8	R: 0 E: 1 K: 1 S: 8 H: 0 LOB: 1 BB: 0 P: 13	R: 0 E: 0 K: 1 S: 7 H: 0 LOB: 0 BB: 0 P: 10	R: 0 E: 0 K: 0 S: 5 H: 0 LOB: 0 BB: 0 P: 7	R: 0 E: 0 K: 1 S: 6 H: 0 LOB: 0 BB: 0 P: 8	R: 1 E: 0 K: 0 S: 11 H: 2 LOB: 1 BB: 0 P: 19	R: 0 E: 0 K: 1 S: 11 H: 1 LOB: 2 BB: 1 P: 20	R: 0 E: 0 K: 0 S: 10 H: 0 LOB: 0 BB: 1 P: 17	1B: 3 2B: 2 3B: 0 HR: 0	SF: 0 SAC: 0 DP: 2 HBP: 0						

PITCHER		IP	WLS	BF	H	R	ER	SO	BB	IBB	HBP	BLK	WP	HR	S	P	ERA	WHIP
45 Sean Marshall, L ERA: 3.45	(1, 1)	7.1		27	4	1	1	5	1	0	0	0	0	0	57	91	1.23	0.682
Bob Howry, R ERA: 1.5	(8, 1)	0.2	W	2	0	0	0	0	0	0	0	0	0	0	4	5	0.00	0.000
46 Ryan Dempster, R ERA: 1.29	(9, 1)	1.0	S	3	0	0	0	0	1	0	0	0	0	0	10	17	0.00	1.000

PITCHER	IP	WLS	BF	H	R	ER	SO	BB	IBB	HBP	BLK	WP	HR	S	P	ERA	WHIP

TOP

Pittsburgh Pirates @ Chicago Cubs

Wrigley Field, Chicago, IL

Mon May 01 2006, 7:05 PM CDT

Att. 36,602 - Cloudy - 57 F

livebaseballscorecards.com

AB	30
R	1
H	4
RBI	1
BB	2
SO	5
LOB	14

1B: 3	SF: 0	WP: 0	PA: 32
2B: 2	SAC: 0	PB: 0	
3B: 0	DP: 2	SB: 0	
HR: 0	HBP: 0	CS: 0	

Batter	1	2	3	4	5	6	7	8	9	AB	R	H	RBI	BB	SO	LOB
Juan Pierre, L (1, 8) OBP: 0.287, SLG: 0.330	C F B X 1-2 5 S 5 SH 1B		L B B X 2-1 ② G5-3		C F B X 1-2 ① G6-3			C B F F X 1-2 ① G6-3		4	1	1	0	0	0	0
5 Ronny Cedeno, R (1, 6) OBP: 0.341, SLG: 0.469	1 SAFE 1 SAFE B F L X 1-1 SH 16 CS 1-H		B F F X 1-2 16 FC5 1B 1B		X 0-0 ② G6-3			L X 0-1 ② F9		3	0	1	0	0	0	0
Todd Walker, L (1, 4) OBP: 0.439, SLG: 0.500 Jerry Hairston, R (8, PR) OBP: 0.297, SLG: 0.286 (9, 4)	C B S C 1-3 ① K		F B F F X 1-2 16 FC5 1-2 1B		B C F X 1-2 ③ G4-3			B B B B 4-0 16 1B 19 1B BB		3 0	0 1	1 0	0 0	1 0	1 0	1 0
16 Aramis Ramirez, R (1, 5) OBP: 0.318, SLG: 0.387	B B F B X 3-1 ②③ L8 1-2		B X 1-0 ③ FC5 1-2 2-3f			X 0-0 ① L5		C B F 1 SAFE B F B X 3-2 19 1B 1-2 1B		4	0	1	0	0	0	3
19 Matt Murton, R (1, 7) OBP: 0.374, SLG: 0.438		B C F S 1-3 ① K	F B B B F B 4-2 2B BB			X 0-0 ② G6-3		B B F X 2-1 FC6 1-3 2-H 1B		3	0	1	1	1	1	0
Jacque Jones, L (1, 9) OBP: 0.273, SLG: 0.475		C B B B X 3-1 ② G6-3	S B B X 2-1 F7-4 1-3 2B			B C F X 1-2 ③ G3		C B C F B X 2-2 ③ FC6 1-2f		4	0	1	0	0	0	2
Michael Barrett, R (1, 2) OBP: 0.338, SLG: 0.538		B X 1-0 1B	H 1-0 HBP				B C C B X 2-2 ① G6-3			2	0	1	0	0	0	0
John Mabry, L (1, 3) OBP: 0.250, SLG: 0.357		B B S S S 2-3 ③ K	S B S F B X 2-2 ①② F7-4 2-2				S S F B S 1-3 ② K			3	0	0	0	0	2	4
45 Sean Marshall, L (1, 1) OBP: 0.091, SLG: 0.091 Bob Howry, L (8, 1) 46 Ryan Dempster, R (9, 1)			C B F S 1-3 ① K2-3	C B C S 1-3 ③ K			B S B F B F X 3-2 ③ F8			3 0 0	0 0 0	0 0 0	0 0 0	0 0 0	2 0 0	2 0 0
Inning Stats	R: 1 H: 1 E: 1 LOB: 0 K: 1 BB: 0 S: 10 P: 16	R: 0 H: 1 E: 0 LOB: 1 K: 2 BB: 0 S: 9 P: 16	R: 0 H: 2 E: 0 LOB: 2 K: 1 BB: 0 S: 13 P: 19	R: 0 H: 1 E: 0 LOB: 2 K: 1 BB: 1 S: 12 P: 22	R: 0 H: 0 E: 0 LOB: 0 K: 0 BB: 0 S: 7 P: 9	R: 0 H: 0 E: 0 LOB: 0 K: 0 BB: 0 S: 5 P: 6	R: 0 H: 0 E: 0 LOB: 0 K: 1 BB: 0 S: 11 P: 17	R: 1 H: 2 E: 0 LOB: 2 K: 0 BB: 1 S: 17 P: 29		1B: 6 2B: 2 3B: 0 HR: 0	SF: 0 SAC: 1 DP: 1 HBP: 1				WP: 0 PB: 0 SB: 1 CS: 1	PA: 33	

PITCHER		IP	WLS	BF	H	R	ER	SO	BB	IBB	HBP	BLK	WP	HR	S	P	ERA	WHIP
Victor Santos, R ERA: 5.06	(1, 1)	7.0		27	5	1	0	6	1	0	1	0	0	0	67	105	0.00	0.857
34 John Grabow, L ERA: 6.17	(8, 1)	0.2	L	3	0	1	1	0	1	0	0	0	0	0	6	11	13.50	1.500
16 Salomon Torres, R ERA: 3.12	(8, 1)	0.0		2	2	0	0	0	0	0	0	0	0	0	6	11	∞	∞
Damaso Marte, L ERA: 2.35	(8, 1)	0.1		1	0	0	0	0	0	0	0	0	0	0	5	7	0.00	0.000

PITCHER	IP	WLS	BF	H	R	ER	SO	BB	IBB	HBP	BLK	WP	HR	S	P	ERA	WHIP

BOTTOM

Pittsburgh Pirates @ Chicago Cubs

Wrigley Field, Chicago, IL

Mon May 01 2006, 7:05 PM CDT

Att. 36,602 - Cloudy - 57 F

livebaseballscorecards.com

AB	29
R	2
H	7
RBI	1
BB	2
SO	6
LOB	12

Batter	1	2	3	4	5	6	7	8	9	AB	R	H	RBI	BB	SO	LOB
6 Chris Duffy, L (1, 8) OBP: 0.270, SLG: 0.296	C B F H 2-2 2 S 12 2B HBP	C F B S 1-3 ③ K		B X 1-0 1-2 1B		C B X 1-1 E1 2 1B 12 1B 2-3 3-H		B C F B T 2-2 ③ K		4	2	1	0	0	2	1
2 Jack Wilson, R (1, 6) OBP: 0.370, SLG: 0.531	L 1 SAFE P F 1 SAFE S 1-3 ① K 1-2	F S F S 0-3 ① K	X 0-0 ③ F8			1 SAFE B B C B X 3-1 12 S 12 1B 1-3 1B 3-H			B F C X 1-2 ① G4-3	5	1	1	1	0	2	3
12 Freddy Sanchez, R (1, 5) OBP: 0.364, SLG: 0.556	C F X 0-2 FC3-6 WP 2-H 2B	S X 0-1 WP HR 1B			C X 0-1 ① F9	C B S F X 1-2 FC6-4 1-H 3-H 1B			X 0-0 ② F9	5	2	3	3	0	0	0
Jason Bay, R (1, 7) OBP: 0.437, SLG: 0.467	B B C F D F B 4-2 FC3-6 BB	B B D S C C 3-3 ② K 1-2			S F B B C 2-3 ② K	B B F B X 3-1 ③ FC6-4 1-2f			B C B B F F F B 4-2 BB	3	0	0	0	2	2	2
Jeromy Burnitz, L (1, 9) OBP: 0.255, SLG: 0.416 13 Nate McLouth, L (9, 9) OBP: 0.231, SLG: 0.265	B S T F F X 1-2 ② FC3-6 WP 1-2f 2-3	F X 0-1 2-H HR			B B F B C X 3-2 ③ L4		C B C S 1-3 ① K		S C B S 1-3 ③ K	5 0	1 0	1 0	2 0	0 0	2 0	3 0
Craig Wilson, R (1, 3) OBP: 0.352, SLG: 0.630	B D B B C C B 4-2 1-2 3-H BB	S F B S 1-3 ③ K				X 0-0 ① F8	F S B C 1-3 ② K			3	0	0	0	1	2	0
26 Ronny Paulino, R (1, 2) OBP: 0.355, SLG: 0.286	B F C B F X 2-2 ③ G3-1			B B B B 4-0 6 1B BB		C F F X 0-2 57 SH1-4 6 E 1B 1B	C B B F X 2-2 ③ L3			3	1	1	0	1	0	2
Jose Castillo, R (1, 4) OBP: 0.293, SLG: 0.310		X 0-0 ① F9		B B C F F F X 2-2 ① F8		1 SAFE B B F C X 1 SAFE 1-2 6 E 57 SH1-4 2 1B 1-2 1B		B C S B X 2-2 ① G1-3		4	1	1	0	0	0	1
57 Zach Duke, L (1, 1) OBP: 0.100, SLG: 0.100		C C S 0-3 ② K		B S X 1-1 ② B5		B C X 1-1 ② SH1-4 1-2 2-3		C F X 0-2 ② G3-1		3	0	0	0	0	1	1
Inning Stats	R: 2 H: 1 E: 0 LOB: 2 K: 1 BB: 2 S: 23 P: 36	R: 0 H: 0 E: 0 LOB: 0 K: 2 BB: 0 S: 7 P: 8	R: 2 H: 2 E: 0 LOB: 0 K: 3 BB: 0 S: 14 P: 18	R: 0 H: 1 E: 0 LOB: 2 K: 0 BB: 1 S: 9 P: 17	R: 0 H: 0 E: 0 LOB: 0 K: 1 BB: 0 S: 8 P: 13	R: 4 H: 4 E: 1 LOB: 1 K: 0 BB: 0 S: 20 P: 30	R: 0 H: 0 E: 0 LOB: 0 K: 2 BB: 0 S: 9 P: 13	R: 0 H: 0 E: 0 LOB: 0 K: 1 BB: 0 S: 9 P: 13	R: 0 H: 0 E: 0 LOB: 1 K: 1 BB: 1 S: 11 P: 17	1B: 6 SF: 0 2B: 1 SAC: 1 3B: 0 DP: 0 HR: 1 HBP: 1						

TOP

Pittsburgh Pirates @ Chicago Cubs

Wrigley Field, Chicago, IL

Tue May 02 2006, 1:20 PM CDT

Att. 39,110 - Cloudy - 61 F

livebaseballscorecards.com

AB	35
R	8
H	8
RBI	6
BB	4
SO	11
LOB	13

WP: 2 PA: 41
PB: 0
SB: 2
CS: 0

PITCHER		IP	WLS	BF	H	R	ER	SO	BB	IBB	HBP	BLK	WP	HR	S	P	ERA	WHIP
37 Angel Guzman, R ERA: 5.91	(1, 1)	5.2	L	27	6	6	4	7	3	0	1	0	2	1	71	104	6.35	1.588
44 Roberto Novoa, R ERA: 3.38	(6, 1)	1.1		7	2	2	0	2	0	0	0	0	0	0	19	31	0.00	1.500
13 Will Ohman, L ERA: 11.0	(8, 1)	1.0		3	0	0	0	1	0	0	0	0	0	0	9	13	0.00	0.000
47 Scott Eyre, L ERA: 1.98	(9, 1)	1.0		4	0	0	0	1	1	0	0	0	0	0	11	17	0.00	1.000

PITCHER	IP	WLS	BF	H	R	ER	SO	BB	IBB	HBP	BLK	WP	HR	S	P	ERA	WHIP

Batter	1	2	3	4	5	6	7	8	9	AB	R	H	RBI	BB	SO	LOB
Juan Pierre, L (1, 8) OBP: 0.276, SLG: 0.317	G4-3		B3			L7			G4-3	4	0	0	0	0	0	0
5 Ronny Cedeno, R (1, 6) OBP: 0.337, SLG: 0.459	F9			G6-3		G4-3			1B	4	0	1	0	0	0	0
Todd Walker, L (1, 3) OBP: 0.442, SLG: 0.514	2B			F9			F9		1B	4	0	2	0	0	0	0
16 Aramis Ramirez, R (1, 5) OBP: 0.315, SLG: 0.392	P4			19 WP 2B			L9		G4-3	4	0	1	0	0	0	3
19 Matt Murton, R (1, 7) OBP: 0.372, SLG: 0.434		G5-4-3 1B		G6-3 2-3			F9			3	0	1	0	0	0	1
Michael Barrett, R (1, 2) OBP: 0.338, SLG: 0.522		G5-4-3 1-2f			G6-4-3 BB			G6-3		2	0	0	0	1	0	1
Jacque Jones, L (1, 9) OBP: 0.261, SLG: 0.453 47 Scott Eyre, L (9, 1)		G1-3			G6-4-3 1-2f			L9		3 0	0 0	0 0	0 0	0 0	0 0	1 0
Jerry Hairston, R (1, 4) OBP: 0.282, SLG: 0.270 44 Roberto Novoa, R (6, 1) 13 Will Ohman, L (8, 1) Michael Restovich, R (8, PH) OBP: 0.273, SLG: 0.300 (9, 9)			F8		F7			K		2 0 0 1	0 0 0 0	0 0 0 0	0 0 0 0	0 0 0 0	0 0 0 1	0 0 0 0
37 Angel Guzman, R (1, 1) Neifi Perez, S (6, 4) OBP: 0.179, SLG: 0.211			K			F8			P4	1 2	0 0	0 0	0 0	0 0	1 0	0 0
Inning Stats	R: 0 E: 0 K: 0 S: 8 H: 1 LOB: 1 BB: 0 P: 13	R: 0 E: 0 K: 0 S: 7 H: 1 LOB: 0 BB: 0 P: 9	R: 0 E: 0 K: 1 S: 7 H: 0 LOB: 0 BB: 0 P: 11	R: 0 E: 0 K: 0 S: 10 H: 1 LOB: 1 BB: 0 P: 15	R: 0 E: 0 K: 0 S: 8 H: 0 LOB: 0 BB: 1 P: 14	R: 0 E: 0 K: 0 S: 6 H: 0 LOB: 0 BB: 0 P: 9	R: 0 E: 0 K: 0 S: 5 H: 0 LOB: 0 BB: 0 P: 7	R: 0 E: 0 K: 1 S: 9 H: 0 LOB: 0 BB: 0 P: 15	R: 0 E: 0 K: 0 S: 14 H: 2 LOB: 2 BB: 0 P: 19	1B: 3 2B: 2 3B: 0 HR: 0 SF: 0 SAC: 0 DP: 2 HBP: 0						

PITCHER	IP	WLS	BF	H	R	ER	SO	BB	IBB	HBP	BLK	WP	HR	S	P	ERA	WHIP
57 Zach Duke, L (1, 1) ERA: 3.46	9.0	W	31	5	0	0	2	1	0	0	0	1	0	74	112	0.00	0.667

PITCHER	IP	WLS	BF	H	R	ER	SO	BB	IBB	HBP	BLK	WP	HR	S	P	ERA	WHIP

BOTTOM

Pittsburgh Pirates @ Chicago Cubs

Wrigley Field, Chicago, IL

Tue May 02 2006, 1:20 PM CDT

Att. 39,110 - Cloudy - 61 F

livebaseballscorecards.com

AB	30
R	0
H	5
RBI	0
BB	1
SO	2
LOB	6

WP: 1 PA: 31
PB: 0
SB: 0
CS: 0

Batter	1	2	3	4	5	6	7	8	9	10	11	12	AB	R	H	RBI	BB	SO	LOB
6 Chris Duffy, L (1, 8) OBP: 0.266, SLG: 0.291	C S B X 1-2 G4-3 ①		C T S 0-3 K ③			X 0-0 2 SH3-4 1B		F B B X 2-1 G6-3 ③		B B F B F X 3-2 E4 2 F8			5	0	1	0	0	1	0
2 Jack Wilson, R (1, 6) OBP: 0.366, SLG: 0.515	B S S S 1-3 K ②			B C C S 1-3 K ①		X 0-0 SH3-4 ① 1-2			C B B B B 4-1 12 G5-3 1B BB	B 1 SAFE B F S 1 SAFE X 2-2 F8 ② ③ 1-2			3	1	0	0	1	2	1
12 Freddy Sanchez, R (1, 5) OBP: 0.350, SLG: 0.576	B C X 1-1 HR			B C X 1-1 G5-3 ②		X 0-0 G6-3 ②			C S X 0-2 G5-3 ① 1-2		C C X 0-2 F9 ①		5	1	1	1	0	0	2
Jason Bay, R (1, 7) OBP: 0.427, SLG: 0.447	C C S 0-3 K ③			S S S 0-3 K ③		B C X 1-1 G5-3 ③			B S S B F B 4-2 1B 26 1B BB		X 0-0 G6-3 ②		4	1	0	0	1	2	1
Jeromy Burnitz, L (1, 9) OBP: 0.248, SLG: 0.404		F S B B X 2-2 F9 ①			F S B B B F B F B C 3-3 K ①		B B C S S 2-3 K ①		B C C S 1-3 K ②		B X 1-0 1B		3	0	0	0	0	2	0
Craig Wilson, R (9, PH) OBP: 0.355, SLG: 0.627 (9, 3)		C S B S 1-3 K ②			B B F F F B B B 4-2 26 1B BB		B C S S 1-3 K ②		C X 0-1 FC5 26 1B 1-3 2-H 1B		B C B S F F S 2-3 K ③		2	0	1	0	0	1	2
José Hernández, R (1, 3) OBP: 0.267, SLG: 0.296 (9, 9)													4	0	1	1	1	3	1
26 Ronny Paulino, R (1, 2) OBP: 0.361, SLG: 0.303		C X 0-1 G2 ③			C F X 0-2 1-2 1B		B F B B X 3-1 G4-3 ③		B B F C X 2-2 FC5 1-2 3-H 1B			F X 0-1 G1-3 ①	5	0	2	1	0	0	0
Jose Castillo, R (1, 4) OBP: 0.278, SLG: 0.292			B C B B X 3-1 F8 ①		X 0-0 L6 ②			C B B B C F X 3-2 G4-3 ①	B B B C F X 3-2 FC5 ③ 1-2 2-3f			X 0-0 G1-3 ②	5	0	0	0	0	0	4
45 Ian Snell, R (1, 1) 34 John Grabow, L (8, 1) 55 Matt Capps, R (7, 1) 13 Nate McLouth, L (8, PH) Damaso Marte, L (8, 1) 16 Salomon Torres, R (9, 1) 41 Ryan Doumit, S (10, PH) Roberto Hernandez, R (10, 1) Michael Gonzalez, R (11, 1)		C T S 0-3 K ②			F B B S S 2-3 K ③			C B S S X 0-2 F7 ②	S B C B F S 2-3 K ①			C B F X 1-2 G6-3 ③	2 0 0 0 0 2 2 0 0 0 0 0 0 0 0 0 0 0 0 0 0 1 0 0 0 0 0 0 0 0 0 0 0 0 0 0 0 0 0 0 0 0 1 0 0 0 0 1 0 0 0 0 0 0 0 0 1 0 0 0 0 0 0						
Inning Stats	R: 1 H: 1 E: 0 LOB: 0 K: 2 BB: 0 S: 11 P: 14	R: 0 H: 0 E: 0 LOB: 0 K: 1 BB: 0 S: 8 P: 11	R: 0 H: 0 E: 0 LOB: 0 K: 2 BB: 0 S: 8 P: 11	R: 0 H: 0 E: 0 LOB: 0 K: 2 BB: 0 S: 8 P: 10	R: 0 H: 0 E: 0 LOB: 2 K: 2 BB: 1 S: 16 P: 25	R: 0 H: 1 E: 0 LOB: 1 K: 0 BB: 0 S: 5 P: 6	R: 0 H: 0 E: 0 LOB: 0 K: 2 BB: 0 S: 8 P: 14	R: 0 H: 0 E: 0 LOB: 0 K: 0 BB: 0 S: 8 P: 13	R: 2 H: 2 E: 0 LOB: 2 K: 1 BB: 2 S: 17 P: 31	R: 0 H: 0 E: 1 LOB: 0 K: 1 BB: 0 S: 12 P: 19	R: 0 H: 1 E: 0 LOB: 1 K: 1 BB: 0 S: 10 P: 13	R: 0 H: 0 E: 0 LOB: 0 K: 0 BB: 0 S: 6 P: 7	1B: 5 2B: 0 3B: 0 HR: 1	SF: 0 SAC: 1 DP: 0 HBP: 0	WP: 0 PB: 0 SB: 0 CS: 0	PA: 45		

PITCHER		IP	WLS	BF	H	R	ER	SO	BB	IBB	HBP	BLK	WP	HR	S	P	ERA	WHIP
45 Pedro Martinez, R ERA: 2.72	(1, 1)	6.0		22	3	1	1	9	1	0	0	0	0	1	56	77	1.50	0.667
Aaron Heilman, R ERA: 2.3	(7, 1)	2.0	H	6	0	0	0	2	0	0	0	0	0	0	16	27	0.00	0.000
13 Billy Wagner, L ERA: 1.8	(9, 1)	1.0	B	7	2	2	2	1	2	0	0	0	0	0	17	31	18.00	4.000
50 Duaner Sanchez, R ERA:	(10, 1)	1.0		3	0	0	0	1	0	0	0	0	0	0	12	19	0.00	0.000
Chad Bradford, R ERA: 1.86	(11, 1)	2.0	W	7	1	0	0	1	0	0	0	0	0	0	16	20	0.00	0.500

PITCHER	IP	WLS	BF	H	R	ER	SO	BB	IBB	HBP	BLK	WP	HR	S	P	ERA	WHIP

TOP

Pittsburgh Pirates @ New York Mets

Shea Stadium, Flushing, NY

Wed May 03 2006, 7:10 PM EDT

Att. 33,668 - Cloudy - 60 F

livebaseballscorecards.com

AB	41
R	3
H	6
RBI	3
BB	3
SO	14
LOB	13

Batter	1	2	3	4	5	6	7	8	9	10	11	12	AB	R	H	RBI	BB	SO	LOB
7 José Reyes, S (1, 6) OBP: 0.315, SLG: 0.383	C S X 0-2 G6-3 ①	B B C F S 2-3 K ③		X 0-0 G1-3 ② 1-2 2-3		B F X 1-1 3B 2-H		C D X 1-1 G4-3 ② 2-3			B B C B C X 3-2 G4-3 ①		6	0	1	1	0	1	5
Kazuo Matsui, S (1, 4) OBP: 0.275, SLG: 0.380	B X 1-0 21 2B 2B		S S B S 1-3 K ①	C X 0-1 G3 ③		X 0-0 B1-3 ③		B C D F C 2-3 K ③			C B B F F F X 2-2 F7 ②		6	1	1	0	0	2	4
15 Carlos Beltrán, S (1, 8) OBP: 0.394, SLG: 0.556	C F F B S 1-3 K ②	B B C B C F B 4-2 21 BB BB			B C B B B X 3-1 G3-1 ①		F C S 0-3 K ①		C X 0-1 L6 ①		B X 1-0 G5-3 ③		5	0	0	0	1	2	1
21 Carlos Delgado, L (1, 3) OBP: 0.395, SLG: 0.648	C X 0-1 2B 2-H	B B B B B 4-0 BB 1-2			B F B S S S 2-3 K ②		B H 2-0 F8 5 1B HBP		S X 0-1 G5-3 ②			B F X 1-1 HR	4	1	2	2	1	1	0
5 David Wright, R (1, 5) OBP: 0.353, SLG: 0.525	F B C S 1-3 K ③	C B F S 1-3 K ②			C X 0-1 P4 ③		B X 1-0 1B 1-2		C B B S B S 3-3 K ③				5	0	1	0	0	3	3
Cliff Floyd, L (1, 7) OBP: 0.260, SLG: 0.292		B S X 1-1 G4-3 ① C D S C 1-3 K ③				B X 1-0 11 10 SH1-3 2B 1B	X 0-0 F8 ② 2-3			B B C X 2-1 F8 ①			5	1	1	0	0	1	4
11 Ramon Castro, R (1, 2) OBP: 0.438, SLG: 0.607		B B B C B 4-1 10 2B BB		S B B B C B 4-2 7 G1-3 10 1B BB		X 0-0 SH1-3 ① 1-2	F B B S S 2-3 K ③			S B F F C 1-3 K ②			2	0	0	0	2	2	2
10 Endy Chavez, L (1, 9) OBP: 0.345, SLG: 0.442		B M S T F X 1-2 2B 1-3		X 0-0 7 G1-3 1B 1-2		B C B S T F B X 3-2 7 3B 2B 2-H	C X 0-1 7 G4-3 SH3-1 1B			C B B F F F X 2-2 E6			5	1	4	1	0	0	0
45 Pedro Martinez, R (1, 1) OBP: 0.400, SLG: 0.571 22 Jose Valentin, S (6, PH) OBP: 0.125, SLG: 0.125 Aaron Heilman, R (7, 1) Chris Woodward, R (8, PH) OBP: 0.269, SLG: 0.400 13 Billy Wagner, L (9, 1) 50 Duaner Sanchez, R (10, 1) Julio Franco, R (10, PH) OBP: 0.400, SLG: 0.538 Chad Bradford, R (11, 1)	S C B B S 2-3 K ②		X 0-0 B2 ①			C B B S S B T 3-2 K ②	B L X 1-1 SH3-1 ① 1-2			1 SAFE B F B X 2-1 F9 ③			2 1 0 0 0 0 1 0	0 1 0 0 0 0 0 0	0 0 0 0 0 0 0 0	0 0 0 0 0 0 0 0	0 1 0 0 0 0 0 0	1 1 0 0 0 0 0 1	4 1 0 0 0 0 0 0
Inning Stats	R: 1 H: 2 E: 0 LOB: 1 K: 2 BB: 0 S: 13 P: 16	R: 0 H: 1 E: 0 LOB: 2 K: 2 BB: 1 S: 13 P: 23	R: 0 H: 0 E: 0 LOB: 2 K: 3 BB: 2 S: 12 P: 23	R: 0 H: 1 E: 0 LOB: 2 K: 0 BB: 1 S: 7 P: 11	R: 0 H: 0 E: 0 LOB: 0 K: 1 BB: 0 S: 7 P: 12	R: 2 H: 3 E: 0 LOB: 1 K: 1 BB: 0 S: 12 P: 20	R: 0 H: 1 E: 0 LOB: 2 K: 2 BB: 0 S: 8 P: 13	R: 0 H: 1 E: 0 LOB: 1 K: 2 BB: 0 S: 9 P: 13	R: 0 H: 0 E: 0 LOB: 0 K: 1 BB: 0 S: 7 P: 10	R: 0 H: 0 E: 1 LOB: 1 K: 1 BB: 0 S: 13 P: 20	R: 0 H: 0 E: 0 LOB: 0 K: 0 BB: 0 S: 9 P: 15	R: 1 H: 1 E: 0 LOB: 0 K: 0 BB: 0 S: 2 P: 3	1B: 4 2B: 4 3B: 1 HR: 1	SF: 0 SAC: 2 DP: 0 HBP: 1	WP: 0 PB: 0 SB: 0 CS: 0	PA: 49		

PITCHER		IP	WLS	BF	H	R	ER	SO	BB	IBB	HBP	BLK	WP	HR	S	P	ERA	WHIP
45 Ian Snell, R ERA: 5.81	(1, 1)	5.2		28	7	3	3	9	4	0	0	0	0	0	63	104	4.76	1.941
34 John Grabow, L ERA: 5.68	(6, 1)	1.0		5	1	0	0	1	0	0	1	0	0	0	6	9	0.00	1.000
55 Matt Capps, R ERA: 3.68	(7, 1)	0.1		1	0	0	0	1	0	0	0	0	0	0	3	5	0.00	0.000
Damaso Marte, L ERA: 2.08	(8, 1)	1.0		4	1	0	0	1	0	0	0	0	0	0	9	13	0.00	1.000
16 Salomon Torres, R ERA: 2.95	(9, 1)	1.0		3	0	0	0	1	0	0	0	0	0	0	7	10	0.00	0.000

PITCHER		IP	WLS	BF	H	R	ER	SO	BB	IBB	HBP	BLK	WP	HR	S	P	ERA	WHIP
Roberto Hernandez, R ERA: 2.92	(10, 1)	1.0		4	0	0	0	1	0	0	0	0	0	0	13	20	0.00	0.000
Michael Gonzalez, L ERA: 2.89	(11, 1)	1.0	L	4	1	1	1	0	0	0	0	0	0	1	11	18	9.00	1.000

Pittsburgh Pirates @ New York Mets

Shea Stadium, Flushing, NY

Wed May 03 2006, 7:10 PM EDT

Att. 33,668 - Cloudy - 60 F

BOTTOM

livebaseballscorecards.com

AB	42
R	4
H	10
RBI	4
BB	4
SO	14
LOB	25

Batter	1	2	3	4	5	6	7	8	9	AB	R	H	RBI	BB	SO	LOB
6 Chris Duffy, L (1, 8) OBP: 0.265, SLG: 0.289	C F B F C 1-3 ① K			C B F B C 2-3 ① K		X 0-0 ① B1-3		B B C F X 2-2 2 G6-4-3 1B		4	0	1	0	0	2	0
2 Jack Wilson, R (1, 6) OBP: 0.353, SLG: 0.495	C X 0-1 ② L9			B C B S S 2-3 ② K		C B F F F D B X 3-2 E5 E 12 1B		C B F X 1-2 ① ② G6-4-3 1-2f		4	0	0	0	0	1	1
12 Freddy Sanchez, R (1, 5) OBP: 0.344, SLG: 0.556	B F X 1-1 ③ L9			B B S B C S 3-3 ③ K		X 0-0 E 1-2 1B		C C B C 1-3 ③ K		4	0	1	0	0	2	0
Jason Bay, R (1, 7) OBP: 0.430, SLG: 0.443		B B C S S C 2-3 ① K			F C X 0-2 26 G6-3 1B 1B	S B F C 1-3 ② K			B B C B B 4-1 BB	3	0	1	0	1	2	2
Jeromy Burnitz, L (1, 9) OBP: 0.239, SLG: 0.389		F X 0-1 ② P5			C B 1 SAFE F B C 2-3 ① K	B X 1-0 E4 1-2 2-3			C B F B S 2-3 ① K	4	0	0	0	0	2	4
Craig Wilson, R (1, 3) OBP: 0.351, SLG: 0.609		B C C F B B S 3-3 ③ K			X 0-0 26 G6-3 1B 1-2	B B B C S X 3-2 ③ F9			C D F D S 2-3 ② K	4	0	1	0	0	2	4
26 Ronny Paulino, R (1, 2) OBP: 0.325, SLG: 0.270			B B C T X 2-2 ① G5-3		C B B X 2-1 ② G6-3 1-2 2-3		B B S X 2-1 ① F8		B B C F B S 3-3 ③ K	4	0	0	0	0	1	3
Jose Castillo, R (1, 4) OBP: 0.280, SLG: 0.286			C X 0-1 ② G5-3		I I I I 4-0 IBB		C B X 1-1 ② G6-3			2	0	0	0	1	0	0
28 Paul Maholm, L (1, 1)			C C B B B F C 3-3 ③ K		C C F B C 1-3 ③ K		B X 1-0 ③ G3			2	0	0	0	0	2	3
13 Nate McLouth, L (7, PH) OBP: 0.222, SLG: 0.255										1	0	0	0	0	0	0
16 Salomon Torres, R (7, 1)										0	0	0	0	0	0	0
55 Matt Capps, R (7, 1)										0	0	0	0	0	0	0
Ryan Vogelsong, R (8, 1)										0	0	0	0	0	0	0
Inning Stats	R: 0 E: 0 K: 1 S: 8 H: 0 LOB: 0 BB: 0 P: 10	R: 0 E: 0 K: 2 S: 9 H: 0 LOB: 0 BB: 0 P: 14	R: 0 E: 0 K: 1 S: 9 H: 0 LOB: 0 BB: 0 P: 14	R: 0 E: 0 K: 3 S: 9 H: 0 LOB: 0 BB: 0 P: 16	R: 0 E: 0 K: 2 S: 13 H: 2 LOB: 3 BB: 1 P: 22	R: 0 E: 2 K: 1 S: 14 H: 1 LOB: 3 BB: 0 P: 22	R: 0 E: 0 K: 0 S: 5 H: 0 LOB: 0 BB: 0 P: 9	R: 0 E: 0 K: 1 S: 9 H: 1 LOB: 0 BB: 0 P: 13	R: 0 E: 0 K: 3 S: 10 H: 0 LOB: 1 BB: 1 P: 21	1B: 4 2B: 0 3B: 0 HR: 0	SF: 0 SAC: 0 DP: 1 HBP: 0						

TOP

Pittsburgh Pirates @ New York Mets

Shea Stadium, Flushing, NY

Thu May 04 2006, 7:10 PM EDT
Att. 30,756 - Partly Cloudy - 72 F

livebaseballscorecards.com

AB	32
R	0
H	4
RBI	0
BB	2
SO	14
LOB	17

PITCHER		IP	WLS	BF	H	R	ER	SO	BB	IBB	HBP	BLK	WP	HR	S	P	ERA	WHIP
Tom Glavine, L ERA: 1.94	(1, 1)	7.0	W	27	3	0	0	10	0	1	0	0	0	0	67	107	0.00	0.429
50 Duaner Sanchez, R ERA:	(8, 1)	1.0		3	1	0	0	1	0	0	0	0	0	0	9	13	0.00	1.000
Jorge Julio, R ERA: 6.28	(9, 1)	1.0		4	0	0	0	3	1	0	0	0	0	0	10	21	0.00	1.000

PITCHER	IP	WLS	BF	H	R	ER	SO	BB	IBB	HBP	BLK	WP	HR	S	P	ERA	WHIP

WP: 0 PB: 0 SB: 0 CS: 0 PA: 34

BOTTOM

Pittsburgh Pirates @ New York Mets

Shea Stadium, Flushing, NY

Thu May 04 2006, 7:10 PM EDT
Att. 30,756 - Partly Cloudy - 72 F

livebaseballscorecards.com

Batter	1	2	3	4	5	6	7	8	9	AB	R	H	RBI	BB	SO	LOB
7 José Reyes, S (1, 6) OBP: 0.311, SLG: 0.375	C X 0-1 16 FC3-6 1B	B B X 2-0 ③ F9		C B B B X 3-1 ② F8		C X 0-1 ③ G6-3	X 0-0 ③ L4			5	0	1	0	0	0	4
16 Paul Lo Duca, R (1, 2) OBP: 0.355, SLG: 0.442	C X 0-1 ① FC3-6 5 F9 15 1B 1-2f		X 0-0 5 1B 15 BB BB 1B	B B X 2-0 ③ G6-3			B X 1-0 E5 15 1B 5 1B	X 0-0 ① F7		5	2	1	0	0	0	1
15 Carlos Beltrán, S (1, 8) OBP: 0.408, SLG: 0.552	C C X 0-2 1-2 1B	C C D F B 1 SAFE B B 4-2 BB 5 1B 1-2 BB			B C X 1-1 ① G6-3		X 0-0 5 1B 1-3 HR 1B	C B X 1-1 ② G1-3		4	1	2	0	1	0	0
5 David Wright, R (1, 5) OBP: 0.371, SLG: 0.547	X 0-0 ② F9 2-3	B X 1-0 BB 1-2 2-3 1B			C F F X 0-2 G6-3 2B		B X 1-0 HR 1-2 3-H 1B	F F B B X 2-2 WP 1B		5	1	4	1	0	0	2
Xavier Nady, R (1, 9) OBP: 0.346, SLG: 0.590	B B T X 2-1 ③ G1-3	B F B F F B F B 4-2 1-2 2-3 3-H BB			B B F X 2-1 ② G6-3 2-3		B B X 2-0 1-H 2-H HR	C B F B S 2-3 ③ K 1-2		4	1	1	4	1	1	4
Cliff Floyd, L (1, 7) OBP: 0.260, SLG: 0.283		B F X 1-1 ① G4-3	D F B B X 3-1 ① F4		S B S C 1-3 ③ K		F S F B H 2-2 G5-3 22 1B HBP			3	1	0	0	0	1	4
Julio Franco, R (1, 3) OBP: 0.316, SLG: 0.412		B C B B C X 3-2 ② G4-3	B C C S 1-3 ② K			B B X 2-0 ① G4-3	X 0-0 ① G5-3 1-2			4	0	0	0	0	1	4
Chris Woodward, R (1, 4) OBP: 0.300, SLG: 0.414		C B B B X 3-1 E 1B 1B	C C B F B X 2-2 ③ G4-3			S B C B F X 2-2 SH5-4 1B	B C C S 1-3 ② K			4	0	2	0	0	1	4
Tom Glavine, L (1, 1) OBP: 0.500, SLG: 0.400 22 Jose Valentin, S (7, PH) OBP: 0.160, SLG: 0.160 50 Duaner Sanchez, R (8, 1) Jorge Julio, R (9, 1)		F B X 1-1 E5 1-3 1B		C X 0-1 ① B5-3		1 SAFE X 0-0 ② SH5-4 1-2	C S B F X 1-2 2-H 1B			2 1 0 0	0 0 0 0	1 1 0 0	0 1 0 0	0 1 0 0	0 0 0 0	0 0 0 0
Inning Stats	R: 0 E: 1 K: 0 S: 10 H: 2 LOB: 2 BB: 0 P: 12	R: 0 E: 1 K: 0 S: 10 H: 2 LOB: 2 BB: 0 P: 20	R: 1 E: 0 K: 1 S: 18 H: 2 LOB: 3 BB: 2 P: 33	R: 0 E: 0 K: 0 S: 5 H: 0 LOB: 0 BB: 0 P: 10	R: 0 E: 0 K: 1 S: 11 H: 1 LOB: 1 BB: 0 P: 15	R: 0 E: 0 K: 0 S: 8 H: 1 LOB: 1 BB: 0 P: 12	R: 5 E: 1 K: 1 S: 16 H: 4 LOB: 1 BB: 0 P: 24	R: 0 E: 0 K: 1 S: 9 H: 1 LOB: 1 BB: 0 P: 14		1B: 11 2B: 1 3B: 0 HR: 1	SF: 0 SAC: 1 DP: 0 HBP: 1					

	AB	37
	R	6
	H	13
	RBI	6
	BB	2
	SO	4
	LOB	23

WP: 1 PB: 0 SB: 0 CS: 0 PA: 41

PITCHER		IP	WLS	BF	H	R	ER	SO	BB	IBB	HBP	BLK	WP	HR	S	P	ERA	WHIP
28 Paul Maholm, L ERA: 5.08	(1, 1)	6.0	L	28	8	1	1	2	2	0	0	0	0	0	62	102	1.50	1.667
16 Salomon Torres, R ERA: 4.42	(7, 1)	0.0		5	3	5	3	0	0	0	1	0	0	1	7	13	∞	∞
55 Matt Capps, R ERA: 3.45	(7, 1)	1.0		4	1	0	0	1	0	0	0	0	0	0	9	11	0.00	1.000
Ryan Vogelsong, R ERA: 6.91	(8, 1)	1.0		4	1	0	0	1	0	0	0	0	1	0	9	14	0.00	1.000

PITCHER	IP	WLS	BF	H	R	ER	SO	BB	IBB	HBP	BLK	WP	HR	S	P	ERA	WHIP

Pittsburgh Pirates @ Washington Nationals

Robert F. Kennedy Memorial Stadium, Washington, DC

Fri May 05 2006, 7:05 PM EDT

Att. 21,059 - Cloudy - 79 F

livebaseballscorecards.com

TOP

Batter	1	2	3	4	5	6	7	8	9	AB	R	H	RBI	BB	SO	LOB
12 Freddy Sanchez, R (1, 5) OBP: 0.324, SLG: 0.522	C B B S X 2-2 L7		F F B X 1-2 L9		C X 0-1 G5-3			B B B C X 3-1 P4		4	0	0	0	0	0	1
2 Jack Wilson, R (1, 6) OBP: 0.358, SLG: 0.495	C F F B X 1-2 BB 1B		B B B C X 3-1 HBP 1B		C F X 0-2 L6			B B C F F F F X 2-2 F9		4	0	2	0	0	0	1
Jason Bay, R (1, 7) OBP: 0.424, SLG: 0.430	B C S 1 SAFE F X 1-2 F9		1 SAFE B F C H 2-2 G3-6-1 HBP 1-2			B B C X 2-1 G5-3		B X 1-0 F7		3	0	0	0	0	0	2
Jeromy Burnitz, L (1, 9) OBP: 0.239, SLG: 0.378	B B B C B 4-1 BB 1-2		X 0-0 G3-6-1 1-2f			S S F B X 1-2 G4-3			C S B X 1-2 F9	3	0	0	0	1	0	2
Craig Wilson, R (1, 3) OBP: 0.337, SLG: 0.582	F D B C X 2-2 P2			B F B F X 2-2 L5		B F B S C K			F S X 0-2 P3	4	0	0	0	0	1	2
13 Nate McLouth, L (1, 8) OBP: 0.207, SLG: 0.236		C F B F S 1-3 K	X 0-0 F8				B C B B X 3-1 G4-3		C B B F F F F X 2-2	4	0	0	0	0	1	0
Jose Castillo, R (1, 4) OBP: 0.282, SLG: 0.287		C F B B X 2-2 G6-3	S S B B X 2-2 1B				X 0-0 G5-3			3	0	1	0	0	0	0
11 Humberto Cota, R (1, 2) OBP: 0.302, SLG: 0.265		B X 1-0 1B	1 SAFE C S S B 1 B F B S 3-3 K				B S C B B C 2-3 K			3	0	1	0	0	2	1
Oliver Pérez, L (1, 1) OBP: 0.143, SLG: 0.143		S L B S 1-3 K			B X 1-0 G6-3			B C T B B X 3-2 1B		1	0	0	0	0	1	1
6 Chris Duffy, L (5, PH) OBP: 0.263, SLG: 0.286										1	0	0	0	0	0	0
Ryan Vogelsong, R (5, 1)										0	0	0	0	0	0	0
26 Ronny Paulino, R (8, PH) OBP: 0.341, SLG: 0.289										1	0	1	0	0	0	0
34 John Grabow, L (8, 1)										0	0	0	0	0	0	0

Inning Stats	1	2	3	4	5	6	7	8	9
	R: 0 E: 0 K: 0 S: 15	H: 1 LOB: 2 BB: 1 P: 25	R: 0 E: 0 K: 2 S: 11	H: 1 LOB: 1 BB: 0 P: 16	R: 0 E: 0 K: 0 S: 8	H: 1 LOB: 1 BB: 0 P: 14	R: 0 E: 0 K: 1 S: 11	H: 1 LOB: 1 BB: 0 P: 18	R: 0 E: 0 K: 0 S: 6	H: 0 LOB: 0 BB: 0 P: 7	R: 0 E: 0 K: 1 S: 9	H: 0 LOB: 0 BB: 0 P: 14	R: 0 E: 0 K: 1 S: 6	H: 0 LOB: 0 BB: 0 P: 11	R: 0 E: 0 K: 0 S: 12	H: 1 LOB: 1 BB: 0 P: 21	R: 0 E: 0 K: 0 S: 13	H: 0 LOB: 0 BB: 0 P: 16

| | | | | | | | | | |

BOTTOM

Pittsburgh Pirates @ Washington Nationals

Robert F. Kennedy Memorial Stadium, Washington, DC

Fri May 05 2006, 7:05 PM EDT

Att. 21,059 - Cloudy - 79 F

livebaseballscorecards.com

Batter	1	2	3	4	5	6	7	8	9	AB	R	H	RBI	BB	SO	LOB
Marlon Byrd, R (1, 8) OBP: 0.423, SLG: 0.377	BCCBFBB 4-2 2B BB		CBBBB 4-1 24 BB 1B SF8-3 BB		BBCX 2-1 F8 ②	BBC 1 SAFE 1 SAFE FDX 3-2 G6-3 ③ 1-2				2	2	0	0	2	0	1
Jon Rauch, R (8, 1)										0	0	0	0	0	0	0
Felix Rodriguez, R (9, 1)										0	0	0	0	0	0	0
Jose Vidro, S (1, 4) OBP: 0.420, SLG: 0.481	LDBX 2-1 24 HR 2B 1-H		X 0-0 SF8-3 24 BB 1B 1-2		FX 0-1 F7 ③			CX 0-1 24 HR 1B		4	2	3	1	0	0	0
Alfonso Soriano, R (1, 7) OBP: 0.336, SLG: 0.520	CBFBFFFFF 2-3 FS K ①		CSBX 1-2 P4 ①			BCBX 2-1 L9 ①		CBFFFBFX 2-2 L7 ①		4	0	0	0	0	1	4
24 Nick Johnson, L (1, 3) OBP: 0.438, SLG: 0.598	CBFX 1-2 2-H HR		DCBFFFFBB 4-2 1-2 2-3 BB			BBBB 4-0 BB		BX 1-0 1-H HR		2	2	2	4	2	0	0
Jose Guillen, R (1, 9) OBP: 0.288, SLG: 0.370	X 0-0 G5-3 ②		BCX 1-1 SF8-3 ②③ 2-3 3-H			BBF 1 SAFE X 2-1 L8 ②		FBFFS 1-3 K ②		3	0	0	1	0	1	1
11 Ryan Zimmerman, R (1, 5) OBP: 0.328, SLG: 0.391	CX 0-1 G6-3 ③			BCX 1-1 G1-3 ①		1 SAFE BBCX 2-1 F9 ③		SBBBX 2-1 FC6-4 1B		4	0	1	0	0	0	1
Matthew LeCroy, R (1, 2) OBP: 0.292, SLG: 0.238		CBX 1-1 L5 ①		CBSX 1-2 P4 ②			CBFFX 1-2 L5 ①	BSBX 2-1 FC6-4 ③ 1-2f		4	0	0	0	0	0	1
Royce Clayton, R (1, 6) OBP: 0.291, SLG: 0.276		BCBFBFB 4-2 B5-6-4 BB		CBTBFFBFX 3-2 F7 ③			CBBBFFFS 2-3 K ②			2	0	0	0	1	1	0
Zach Day, R (1, 1) Marlon Anderson, L (7, PH) OBP: 0.250, SLG: 0.148 Ryan Church, L (7, PR) OBP: 0.385, SLG: 0.651 (8, 8)	BL 1 SAFE BX 2-1 B5-6-4 ②③ 1-2f				BCBCX 2-2 G4-3 ①		CBBFH 3-2 S HBP			2	0	0	0	0	0	1
										0	0	0	0	0	0	0
										0	0	0	0	0	0	0
Inning Stats	R: 3 E: 0 K: 1 S: 20 H: 2 LOB: 0 BB: 1 P: 29	R: 0 E: 0 K: 0 S: 7 H: 0 LOB: 0 BB: 1 P: 14	R: 1 E: 0 K: 0 S: 11 H: 1 LOB: 1 BB: 2 P: 21	R: 0 E: 0 K: 0 S: 11 H: 0 LOB: 0 BB: 0 P: 16	R: 0 E: 0 K: 0 S: 7 H: 0 LOB: 0 BB: 0 P: 11	R: 0 E: 0 K: 0 S: 6 H: 0 LOB: 1 BB: 1 P: 16	R: 0 E: 0 K: 1 S: 14 H: 0 LOB: 2 BB: 0 P: 23	R: 2 E: 0 K: 1 S: 17 H: 3 LOB: 1 BB: 0 P: 25		1B: 3 2B: 2 3B: 0 HR: 2	SF: 1 SAC: 0 DP: 2 HBP: 1		WP: 0 PB: 0 SB: 1 CS: 0	PA: 34			

PITCHER		IP	WLS	BF	H	R	ER	SO	BB	IBB	HBP	BLK	WP	HR	S	P	ERA	WHIP
Oliver Pérez, L ERA: 7.71	(1, 1)	4.0	L	17	3	4	4	1	4	0	0	0	0	1	49	80	9.00	1.750
Ryan Vogelsong, R ERA: 5.71	(5, 1)	3.0		11	0	0	0	1	1	0	1	0	0	0	27	50	0.00	0.333
34 John Grabow, L ERA: 6.59	(8, 1)	1.0		6	3	2	2	1	0	0	0	0	0	1	17	25	18.00	3.000

PITCHER	IP	WLS	BF	H	R	ER	SO	BB	IBB	HBP	BLK	WP	HR	S	P	ERA	WHIP

AB	27
R	6
H	6
RBI	6
BB	5
SO	3
LOB	9

Pittsburgh Pirates @ Washington Nationals

Robert F. Kennedy Memorial Stadium, Washington, DC

Sat May 06 2006, 7:05 PM EDT

Att. 29,953 - Clear - 71 F

livebaseballscorecards.com

Batter	1	2	3	4	5	6	7	8	9	10	11	AB	R	H	RBI	BB	SO	LOB
13 Nate McLouth, L (1, 8) (7, 9) OBP: 0.234, SLG: 0.279	P4		2 1B 12 E 1B	G1-3 3-H 2B		B1		1B 1-2 1B		K		6	1	3	1	0	1	0
2 Jack Wilson, R (1, 6) OBP: 0.361, SLG: 0.495	G5-3		12 E 1-3 G3-1 1B	G1-3 2-3		F8		1B 1-2 2-3 1B			F8	2	1	1	0	0	0	0
José Hernández, R (3, 6) OBP: 0.265, SLG: 0.290												4	0	1	0	0	0	1
12 Freddy Sanchez, R (1, 5) OBP: 0.297, SLG: 0.479	P4		E5 1-3 3-H	F8		F9		F3			F8	6	0	0	0	0	0	5
Jason Bay, R (1, 7) OBP: 0.428, SLG: 0.457		41 2B BB	G3-1 3-H	F8			41 FC6-4 1B	P4			HR	5	2	2	2	1	0	3
41 Ryan Doumit, S (1, 3) OBP: 0.346, SLG: 0.619		26 WP 1-H 2B	2B	BB G3-1 HBP			FC6-4 1-2f WP	F8			G4-3	5	0	2	1	0	0	1
Jeromy Burnitz, L (1, 9) OBP: 0.240, SLG: 0.368		K	IBB	G3-1 1-2			K 1-2	K				3	0	0	0	1	2	3
16 Salomon Torres, R (7, 1)												0	0	0	0	0	0	0
Craig Wilson, R (9, PH) OBP: 0.333, SLG: 0.576												1	0	0	0	0	1	0
Roberto Hernandez, R (9, 1)												0	0	0	0	0	0	0
Michael Gonzalez, R (10, 1)												0	0	0	0	0	0	0
26 Ronny Paulino, R (1, 2) OBP: 0.326, SLG: 0.262		G1-3 2-3	L9	BB BB			F8		K			4	0	0	0	1	1	4
Jose Castillo, R (1, 4) OBP: 0.296, SLG: 0.289		IBB		SH3-4 13 2B BLK 1B				F9		F9		3	1	1	0	2	0	0
Victor Santos, R (1, 1) OBP: 0.091, SLG: 0.091		G5-3		SH3-4 1-3	BB			1B 13 1B		F7		2	0	0	0	0	1	5
55 Matt Capps, R (7, 1)												0	0	0	0	0	0	0
Damaso Marte, L (7, 1)												0	0	0	0	0	0	0
6 Chris Duffy, L (7, 8) OBP: 0.267, SLG: 0.290												2	0	1	0	0	0	0

Inning Stats	1	2	3	4	5	6	7	8	9	10	11
	R: 0 E: 0 K: 0 S: 8	H: 0 LOB: 0 BB: 0 P: 10	R: 1 E: 0 K: 1 S: 11	H: 1 LOB: 2 BB: 2 P: 27	R: 2 E: 1 K: 0 S: 15	H: 3 LOB: 2 BB: 1 P: 23	R: 1 E: 0 K: 0 S: 13	H: 2 LOB: 1 BB: 0 P: 18	R: 0 E: 0 K: 1 S: 16	H: 0 LOB: 3 BB: 2 P: 30	R: 0 E: 0 K: 0 S: 4	H: 0 LOB: 0 BB: 0 P: 8	R: 0 E: 0 K: 1 S: 14	H: 1 LOB: 1 BB: 0 P: 22	R: 0 E: 0 K: 0 S: 23	H: 3 LOB: 3 BB: 0 P: 32	R: 0 E: 0 K: 2 S: 7	H: 0 LOB: 0 BB: 0 P: 9	R: 0 E: 0 K: 1 S: 10	H: 0 LOB: 0 BB: 0 P: 14	R: 1 E: 0 K: 0 S: 8	H: 1 LOB: 0 BB: 0 P: 13

PITCHER		IP	WLS	BF	H	R	ER	SO	BB	IBB	HBP	BLK	WP	HR	S	P	ERA	WHIP
Ramon Ortiz, R (1, 1) ERA: 5.88		5.0		27	6	4	4	2	3	2	1	1	1	0	63	108	7.20	1.800
57 Jason Bergmann, R (6, 1) ERA: 6.75		1.0		4	1	0	0	0	0	0	0	0	0	0	8	15	0.00	1.000
Mike Stanton, L (7, 1) ERA: 1.88		1.0		3	0	0	0	1	0	0	0	0	1	0	10	15	0.00	0.000
Jon Rauch, R (8, 1) ERA: 1.4		1.0		6	3	0	0	0	0	0	0	0	0	0	23	32	0.00	3.000
32 Chad Cordero, R (9, 1) ERA: 2.63		2.0		6	0	0	0	3	0	0	0	0	0	0	17	23	0.00	0.000

PITCHER		IP	WLS	BF	H	R	ER	SO	BB	IBB	HBP	BLK	WP	HR	S	P	ERA	WHIP
Felix Rodriguez, R ERA: 5.89	(11, 1)	1.0	L	4	1	1	1	0	0	0	0	0	0	1	8	13	9.00	1.000

AB	43
R	5
H	11
RBI	4
BB	5
SO	6
LOB	22

1B: 7	SF: 0	WP: 2	PA: 50
2B: 3	SAC: 1	PB: 0	
3B: 0	DP: 0	SB: 0	
HR: 1	HBP: 1	CS: 0	

Batter	1	2	3	4	5	6	7	8	9	10	11	AB	R	H	RBI	BB	SO	LOB
Ryan Church, L (1, 8) OBP: 0.386, SLG: 0.609	C S B X 1-2 ① F7	F B B B B 4-1 FC6-4 BB			B B C S X 2-2 ① G6-3		B X 1-0 ③ F8			B B C S B B 4-2 G5-4-3 BB		3	0	0	0	2	0	1
Jose Vidro, S (1, 4) OBP: 0.411, SLG: 0.472	X 0-0 HR 1B	B C X 1-1 ② SF9 3-H			B B B X 2-0 ② G4-3			B B B C X 3-1 ① F7		B B B F C T F F F X 3-2 ② G5-4-3 1-2		4	1	1	1	0	0	1
Alfonso Soriano, R (1, 7) OBP: 0.338, SLG: 0.535	B X 1-0 1-H HR	1 SAFE C B B S 1 X 2-2 ③ FC6-4 1-2f			B C C B B X 3-2 ③ F8			S B X 1-1 ② G5-3		I I I I 4-0 IBB		4	1	1	2	1	0	1
24 Nick Johnson, L (1, 3) OBP: 0.437, SLG: 0.586 Felix Rodriguez, R (11, 1)	B B B B 4-0 BB	L B X 1-1 ① G5-3				B B C X 3-1 G5-4-3 1B		X 0-0 ③ G1		C B S S B B S 3-3 K		4 0	0 0	1 0	0 0	1 0	1 0	2 0
Jose Guillen, R (1, 9) OBP: 0.284, SLG: 0.361	B C B S X 2-2 ② F9	C B B X 2-1 ② G5-3				X 0-0 ① ② G5-4-3 1-2f			C F B X 1-2 ① P4		B C T F X 1-2 1B 1B	5	0	1	0	0	0	2
11 Ryan Zimmerman, R (1, 5) OBP: 0.315, SLG: 0.374	1 SAFE B C B B X 3-1 ③ P3	C B S X 1-2 ③ F8				C B B B C X 3-2 ③ G5-3			F B F B B X 2-2 ② F8		B X 1-0 ① P3	5	0	0	0	0	0	2
Brian Schneider, L (1, 2) OBP: 0.299, SLG: 0.271 Matthew LeCroy, R (7, PH) OBP: 0.333, SLG: 0.292 (8, 2)	B B X 2-0 1B WP 1B		C F S 0-3 ① K				B C X 1-1 SH3 1B		B B X 2-0 FC6-4 1B		C S B C 1-3 ② K	2 3	1 0	1 2	0 0	0 1	1 1	0 1
Royce Clayton, R (1, 6) OBP: 0.298, SLG: 0.284	B X 1-0 E 1-3 SF9 1B	C F X 0-2 ② G2-3					L X 0-1 ① SH3 1-2		X 0-0 ③ FC6-4 1-2f		B B C X 2-1 1-2 1B	4	1	2	0	0	0	1
Ramon Ortiz, R (1, 1) 57 Jason Bergmann, R (6, 1) Mike Stanton, L (7, 1) Marlon Anderson, L (7, PH) Jon Rauch, R (8, 1) 32 Chad Cordero, R (9, 1) Daryle Ward, L (10, PH) (11, 3) Marlon Byrd, R (11, PH)	C L B F 1 S 1 SAFE 1-3 ① K 1-3 3-H	B C B B B C X 3-2 ③ G6-3					C B B B F F X 3-2 ② F7			B C T F X 1-2 ① G4-3	B C B B S 2-3 ③ K	2 0 0 0 1 0 0 1	0 0 0 0 0 0 0 0	0 0 0 0 0 0 0 0	0 0 0 0 0 0 0 0	0 0 0 0 0 0 0 0	1 0 1 0 0 0 0 0	1 0 0 0 0 0 0 0
Inning Stats	R: 2 H: 2 E: 0 LOB: 1 K: 0 BB: 1 S: 10 P: 21	R: 2 H: 2 E: 1 LOB: 1 K: 1 BB: 1 S: 12 P: 23	R: 0 H: 0 E: 0 LOB: 0 K: 0 BB: 0 S: 7 P: 11	R: 0 H: 0 E: 0 LOB: 0 K: 1 BB: 0 S: 9 P: 12	R: 0 H: 0 E: 0 LOB: 0 K: 0 BB: 0 S: 7 P: 14	R: 0 H: 1 E: 0 LOB: 0 K: 0 BB: 0 S: 6 P: 12	R: 0 H: 1 E: 0 LOB: 1 K: 0 BB: 0 S: 9 P: 14	R: 0 H: 0 E: 0 LOB: 0 K: 0 BB: 0 S: 5 P: 9	R: 0 H: 1 E: 0 LOB: 1 K: 0 BB: 0 S: 8 P: 13	R: 0 H: 0 E: 0 LOB: 2 K: 1 BB: 2 S: 15 P: 30	R: 0 H: 2 E: 0 LOB: 2 K: 2 BB: 0 S: 13 P: 20	1B: 8 2B: 0 3B: 0 HR: 1	SF: 1 SAC: 1 DP: 1 HBP: 0					

PITCHER		IP	WLS	BF	H	R	ER	SO	BB	IBB	HBP	BLK	WP	HR	S	P	ERA	WHIP
Victor Santos, R ERA: 4.97	(1, 1)	6.0		24	5	4	3	2	2	0	0	0	1	1	51	93	4.50	1.167
55 Matt Capps, R ERA: 3.38	(7, 1)	0.1		2	1	0	0	0	0	0	0	0	0	0	4	5	0.00	3.000
Damaso Marte, L ERA: 2.0	(7, 1)	0.1		1	0	0	0	0	0	0	0	0	0	0	4	7	0.00	0.000
16 Salomon Torres, R ERA: 4.12	(7, 1)	1.1		4	0	0	0	0	0	0	0	0	0	0	6	11	0.00	0.000
Roberto Hernandez, R ERA: 2.7	(9, 1)	1.0		4	1	0	0	0	0	0	0	0	0	0	8	13	0.00	1.000

PITCHER		IP	WLS	BF	H	R	ER	SO	BB	IBB	HBP	BLK	WP	HR	S	P	ERA	WHIP
Michael Gonzalez, L ERA: 2.38	(10, 1)	2.0	W	10	2	0	0	3	1	1	0	0	0	0	28	50	0.00	1.500

BOTTOM

Pittsburgh Pirates @ Washington Nationals

Robert F. Kennedy Memorial Stadium, Washington, DC

Sat May 06 2006, 7:05 PM EDT

Att. 29,953 - Clear - 71 F

livebaseballscorecards.com

AB	39
R	4
H	9
RBI	3
BB	4
SO	5
LOB	15

WP: 1 PA: 45
PB: 0
SB: 0
CS: 0

Batter	1	2	3	4	5	6	7	8	9	AB	R	H	RBI	BB	SO	LOB
José Bautista, R (1, 9) (8, 8) OBP: 0.600, SLG: 1.000	B C B B B 4-1 12 FC5 13 HBP BB	C X 0-1 ② F7		B C X 1-1 12 3B 3B		B F B B C X 3-2 ② F7		X 0-0 2 1B 3-H 1B		4	1	2	1	1	0	1
13 Nate McLouth, L (1, 8) OBP: 0.250, SLG: 0.270 2 Jack Wilson, R (8, PH) OBP: 0.366, SLG: 0.500 45 Ian Snell, R (8, PR) 16 Salomon Torres, R (8, 1)	H 1-0 12 FC5 1-2 2B HBP	B C C D F X 2-2 ③ G4-3		B D B B 4-0 12 WP 12 3B BB		B X 1-0 ③ F7		1 SAFE F X 0-1 12 FC5-4 1-3 1B		2 1 0 0	2 0 0 0	0 1 0 0	0 0 0 0	1 0 0 0	0 0 0 0	1 0 0 0
12 Freddy Sanchez, R (1, 5) OBP: 0.304, SLG: 0.494	B C B X 2-1 ① FC5 2B 1-2 2-3f	B F B F B B 4-2 1B BB	C F F F D F F B 3-2 F F B X 1-H 3-H 3B				C C B X 1-2 ① F8	X 0-0 ③ FC5-4 1-2f		4	0	1	2	1	0	4
Jason Bay, R (1, 7) OBP: 0.420, SLG: 0.455	B X 1-0 1-3 2-H 2B	C C B X 1-2 ① F9	X 0-0 ③ P3				B F X 1-1 ② P3		B S F B F B X 3-2 ① P4	5	0	1	1	0	0	2
Craig Wilson, R (1, 3) OBP: 0.355, SLG: 0.574	B S B B B C F B 4-2 BB	B B C 1 SAFE F F 1 SAFE F F D X 3-2 1-3 1B			C B F B H 3-2 FC4 HBP		C H 1-1 HBP		B C S B C 2-3 ② K	2	0	1	0	1	1	0
José Hernández, R (1, 6) OBP: 0.231, SLG: 0.250	X 0-0 ② P3	C X 0-1 ② P4			X 0-0 ① P3		B X 1-0 ③ P3		B X 1-0 ③ G6-3	5	0	0	0	0	0	7
26 Ronny Paulino, R (1, 2) OBP: 0.320, SLG: 0.283	C S S 0-3 ③ K	X 0-0 ③ F9			F X 0-1 ② L8			C X 0-1 G3 1B 2B		4	1	1	0	0	1	6
Jose Castillo, R (1, 4) OBP: 0.286, SLG: 0.277		S B F S 1-3 ① K		C B X 1-1 ① G5-3	C F B X 1-2 ③ FC4 1-2f			C B F B X 2-2 ① F8		4	0	0	0	0	1	2
57 Zach Duke, L (1, 1) OBP: 0.154, SLG: 0.154 55 Matt Capps, R (7, 1) Jeromy Burnitz, L (8, PH) OBP: 0.238, SLG: 0.365 (8, 9)		X 0-0 1B		C S C 0-3 ② K		C S S 0-3 ① K		C C B X 1-2 ② G3 2-3		3 0 1	0 0 0	1 0 0	0 0 0	0 0 0	2 0 0	0 0 1
Inning Stats	R: 1 H: 1 E: 0 LOB: 3 K: 1 BB: 2 S: 11 P: 23	R: 0 H: 1 E: 0 LOB: 1 K: 1 BB: 0 S: 10 P: 13	R: 0 H: 1 E: 0 LOB: 2 K: 0 BB: 1 S: 12 P: 20	R: 2 H: 2 E: 0 LOB: 1 K: 1 BB: 1 S: 18 P: 27	R: 0 H: 0 E: 0 LOB: 1 K: 0 BB: 0 S: 8 P: 12	R: 0 H: 0 E: 0 LOB: 0 K: 1 BB: 0 S: 7 P: 11	R: 0 H: 0 E: 0 LOB: 1 K: 0 BB: 0 S: 7 P: 11	R: 1 H: 3 E: 0 LOB: 2 K: 0 BB: 0 S: 12 P: 15	R: 0 H: 0 E: 0 LOB: 0 K: 1 BB: 0 S: 8 P: 14	1B: 4 2B: 2 3B: 2 HR: 0	SF: 0 SAC: 0 DP: 0 HBP: 3					

TOP

Pittsburgh Pirates @ Washington Nationals

Robert F. Kennedy Memorial Stadium, Washington, DC

Sun May 07 2006, 1:05 PM EDT
Att. 30,659 - Partly Cloudy - 65 F

livebaseballscorecards.com

AB	35
R	4
H	8
RBI	4
BB	4
SO	5
LOB	24

WP: 1 PA: 42
PB: 0
SB: 0
CS: 0

PITCHER		IP	WLS	BF	H	R	ER	SO	BB	IBB	HBP	BLK	WP	HR	S	P	ERA	WHIP
48 Michael O'Connor, L ERA: 2.12	(1, 1)	5.0	W	26	5	3	3	3	4	0	2	0	1	0	59	95	5.40	1.800
57 Jason Bergmann, R ERA: 6.0	(6, 1)	1.0	H	3	0	0	0	1	0	0	0	0	0	0	7	11	0.00	0.000
Felix Rodriguez, R ERA: 5.59	(7, 1)	1.0	H	4	0	0	0	0	0	0	1	0	0	0	7	11	0.00	0.000
Mike Stanton, L ERA: 2.4	(8, 1)	0.2	H	5	3	1	1	0	0	0	0	0	0	0	11	14	13.50	4.500
32 Chad Cordero, R ERA: 2.4	(8, 1)	1.1	S	4	0	0	0	1	0	0	0	0	0	0	9	15	0.00	0.000

PITCHER	IP	WLS	BF	H	R	ER	SO	BB	IBB	HBP	BLK	WP	HR	S	P	ERA	WHIP

Pittsburgh Pirates @ Washington Nationals

Robert F. Kennedy Memorial Stadium, Washington, DC

Sun May 07 2006, 1:05 PM EDT

Att. 30,659 - Partly Cloudy - 65 F

livebaseballscorecards.com

BOTTOM

Batter	1	2	3	4	5	6	7	8	9	AB	R	H	RBI	BB	SO	LOB
Marlon Byrd, R (1, 8) OBP: 0.410, SLG: 0.364	B C F B C 2-3 ① K		B B C X 2-1 FC3-6 BB 24 1B 1B	C B B B X 3-1 ② P3		C C B F X 1-2 ②③ F8 1-2				4	1	1	0	0	1	1
Jose Vidro, S (1, 4) OBP: 0.414, SLG: 0.464	C C X 0-2 ② G5-3		B B B B 4-0 FC3-6 1-2 BB	B B F B B 4-1 BB			C S B B X 2-2 ① G4-3			2	0	0	0	2	0	0
Alfonso Soriano, R (1, 7) OBP: 0.336, SLG: 0.526	B F B S X 2-2 1B		B X 1-0 ② FC3-6 24 S 24 1B 1-2f 2-3	C D F 1 SAFE F C 1-3 ③ K			C F F B S 1-3 ② K			4	1	1	0	0	2	3
24 Nick Johnson, L (1, 3) OBP: 0.432, SLG: 0.574	B X 1-0 ③ L9		C B B B X 3-1 HR 1-H 3-H 1B		C B B X 2-1 ① G3		B X 1-0 ③ G6-3			4	1	1	2	0	0	1
Jose Guillen, R (1, 9) OBP: 0.292, SLG: 0.396		C X 0-1 11 G4-3 11 PB 1B	1 SAFE B X 1-0 1-H HR		C X 0-1 ② L3			B S C F S 1-3 ① K		4	1	2	2	0	1	0
11 Ryan Zimmerman, R (1, 5) OBP: 0.328, SLG: 0.398		F M F B X 1-2 ① G4-3 1-3	X 0-0 2B 2B		B B B B 4-0 BB			F C B X 1-2 2B		3	1	2	0	1	0	1
Matthew LeCroy, R (1, 2) OBP: 0.323, SLG: 0.321		X 0-0 ② L6	C B F X 1-2 2-H 2B		1 SAFE B X 1-0 ③ F9			B F B F X 2-2 ② G6-3		4	0	1	1	0	0	3
Royce Clayton, R (1, 6) OBP: 0.297, SLG: 0.276		C F S 0-3 ③ K	C X 0-1 ③ F9			S B X 1-1 ① G5-3		I I I I 4-0 32 FC4-6 IBB		3	0	0	0	1	1	2
48 Michael O'Connor, L (1, 1) 57 Jason Bergmann, R (6, 1) Marlon Anderson, L (6, PH) OBP: 0.265, SLG: 0.172 Felix Rodriguez, R (7, 1) Mike Stanton, L (8, 1) 32 Chad Cordero, R (8, 1)			C B T X 1-2 ① G6-3	B C B F B C 3-3 ① K		X 0-0 CS 1B		C B S X 1-2 ③ FC4-6 1-2f		2 0 0 0 0 1 0 0 0 0 0 0 0 0 1 0 1 0 0 0 0 0 0 0 0 0 0 0 0 0 0 0 0 0 0 1 0 0 0 0 0 2						
Inning Stats	R: 0 H: 1 E: 0 LOB: 1 K: 1 BB: 0 S: 10 P: 15	R: 0 H: 1 E: 0 LOB: 1 K: 1 BB: 0 S: 10 P: 11	R: 5 H: 5 E: 0 LOB: 1 K: 0 BB: 1 S: 15 P: 28	R: 0 H: 0 E: 0 LOB: 1 K: 2 BB: 1 S: 10 P: 21	R: 0 H: 0 E: 0 LOB: 1 K: 0 BB: 1 S: 5 P: 12	R: 0 H: 1 E: 0 LOB: 0 K: 0 BB: 0 S: 7 P: 9	R: 0 H: 0 E: 0 LOB: 0 K: 1 BB: 0 S: 8 P: 12	R: 0 H: 1 E: 0 LOB: 2 K: 1 BB: 1 S: 13 P: 22		1B: 5 SF: 0 2B: 3 SAC: 0 3B: 0 DP: 0 HR: 1 HBP: 0					WP: 0 PA: 36 PB: 1 SB: 1 CS: 1	

PITCHER	IP	WLS	BF	H	R	ER	SO	BB	IBB	HBP	BLK	WP	HR	S	P	ERA	WHIP
57 Zach Duke, L (1, 1) ERA: 4.0	6.0	L	28	8	5	5	4	3	0	0	0	0	1	57	96	7.50	1.833
55 Matt Capps, R (7, 1) ERA: 3.18	1.0		3	0	0	0	1	0	0	0	0	0	0	8	12	0.00	0.000
16 Salomon Torres, R (8, 1) ERA: 3.92	1.0		5	1	0	0	1	0	1	0	0	0	0	13	22	0.00	1.000

PITCHER	IP	WLS	BF	H	R	ER	SO	BB	IBB	HBP	BLK	WP	HR	S	P	ERA	WHIP

Arizona Diamondbacks @ Pittsburgh Pirates

PNC Park, Pittsburgh, PA

Tue May 09 2006, 7:05 PM EDT

Att. 16,961 - Partly Cloudy - 69 F

livebaseballscorecards.com

TOP

Batter	1	2	3	4	5	6	7	8	9	AB	R	H	RBI	BB	SO	LOB
Craig Counsell, L (1, 6) OBP: 0.380, SLG: 0.396	B B C X 2-1 ① G4-3		C D X 1-1 FC6 1-2 1B		C C B S 1-3 ③ K			C X 0-1 ② G6-3		4	0	1	0	0	1	1
1 Orlando Hudson, S (1, 4) OBP: 0.305, SLG: 0.314	C F B F B F B X 3-2 ② F7		F B B F X 2-2 ② F9			B F C S 1-3 ① K		F X 0-1 ③ G6-3		4	0	0	0	0	1	2
Chad Tracy, L (1, 5) OBP: 0.345, SLG: 0.519	C C B C 1-3 ③ K		X 0-0 ③ FC6 1-2f			C B F X 1-2 2B			C B B B C F B 4-2 E BB	3	0	1	0	1	1	2
Luis Gonzalez, L (1, 7) OBP: 0.345, SLG: 0.492		B X 1-0 ① P6		C C B X 1-2 G4-6-3 1B		X 0-0 ② P6			B C X 1-1 FC6-4 1-2 1B	4	0	2	0	0	0	1
Tony Clark, S (1, 3) OBP: 0.273, SLG: 0.277		B B F X 2-1 ② L7		B X 1-0 ① ② G4-6-3 1-2f		F D B B F X 3-2 ③ G3			B C S S 1-3 ① K	4	0	0	0	0	1	4
Shawn Green, L (1, 9) OBP: 0.369, SLG: 0.460		B X 1-0 2B		B F F F B F X 2-2 ③ G5-3			F B B X 2-1 ① G3		C S B F F B B X 3-2 ② L5 2-2	4	0	1	0	0	0	2
Johnny Estrada, S (1, 2) OBP: 0.326, SLG: 0.488		X 0-0 ③ F9			B S F B F S 2-3 ① K		F X 0-1 ② G1-3		X 0-0 ③ FC6-4 1-2f	4	0	0	0	0	1	3
22 Eric Byrnes, R (1, 8) OBP: 0.374, SLG: 0.450			B F S B B S 2-3 ① K		B B B C F B 4-2 SH1 BB		C B X 1-1 ③ G3			2	0	0	0	1	1	0
Miguel Batista, R (1, 1) OBP: 0.200, SLG: 0.200			C B X 1-1 1B 1B		X 0-0 ② SH1 1-2			C X 0-1 ① G6-3		1	0	1	0	0	0	0
Andy Green, R (8, PH) OBP: 0.355, SLG: 0.429										1	0	0	0	0	0	0
28 Brandon Medders, R (8, 1)										0	0	0	0	0	0	0

	AB	31
	R	0
	H	6
	RBI	0
	BB	2
	SO	6
	LOB	15

Inning Stats	1	2	3	4	5	6	7	8	9
	R: 0 H: 0 E: 0 LOB: 0 K: 1 BB: 0 S: 10 P: 16	R: 0 H: 1 E: 0 LOB: 1 K: 0 BB: 0 S: 5 P: 9	R: 0 H: 2 E: 0 LOB: 2 K: 1 BB: 0 S: 11 P: 17	R: 0 H: 1 E: 0 LOB: 0 K: 0 BB: 0 S: 8 P: 12	R: 0 H: 0 E: 0 LOB: 1 K: 2 BB: 1 S: 10 P: 17	R: 0 H: 1 E: 0 LOB: 1 K: 1 BB: 0 S: 10 P: 15	R: 0 H: 0 E: 0 LOB: 0 K: 0 BB: 0 S: 6 P: 9	R: 0 H: 0 E: 0 LOB: 0 K: 0 BB: 0 S: 6 P: 6	R: 0 H: 1 E: 1 LOB: 2 K: 1 BB: 1 S: 14 P: 23

1B: 4	SF: 0	WP: 0	PA: 34
2B: 2	SAC: 1	PB: 0	
3B: 0	DP: 1	SB: 0	
HR: 0	HBP: 0	CS: 0	

PITCHER		IP	WLS	BF	H	R	ER	SO	BB	IBB	HBP	BLK	WP	HR	S	P	ERA	WHIP
45 Ian Snell, R ERA: 4.65	(1, 1)	7.0	W	26	5	0	0	5	1	0	0	0	0	0	60	95	0.00	0.857
Roberto Hernandez, R ERA: 2.51	(8, 1)	1.0	H	3	0	0	0	0	0	0	0	0	0	0	6	6	0.00	0.000
Michael Gonzalez, L ERA: 2.19	(9, 1)	1.0	S	5	1	0	0	1	1	0	0	0	0	0	14	23	0.00	2.000

PITCHER	IP	WLS	BF	H	R	ER	SO	BB	IBB	HBP	BLK	WP	HR	S	P	ERA	WHIP

Batter	1	2	3	4	5	6	7	8	9	AB	R	H	RBI	BB	SO	LOB
José Bautista, R (1, 5) OBP: 0.556, SLG: 0.714	C C C 0-3 ① K		C B F B B B 4-2 13 G4-6-3 BB		B F X 1-1 1-3 1B		S X 0-1 ② FC6 2-3			3	0	1	0	1	1	1
13 Nate McLouth, L (1, 8) OBP: 0.250, SLG: 0.269	B B C F X 2-2 E4 12 2B 1B		B F 1 SAFE 1 SAFE S X 1-2 ① ② G4-6-3 1-2f		1 SAFE C S 1 SAFE S 0-3 ③ K		P B X 2-0 ③ G4-3			4	1	1	0	0	1	5
12 Freddy Sanchez, R (1, 6) OBP: 0.313, SLG: 0.500	C 2 SAFE B D X 2-1 2-H 2B		C C S 0-3 ③ K			X 0-0 ① G5-3		C B B B B 4-1 1B BB		3	0	1	1	1	1	0
Jason Bay, R (1, 7) OBP: 0.415, SLG: 0.447	C F D D X 2-2 ② F8			X 0-0 ① P4		B C B C S 2-3 ② K		C 1 SAFE S X 0-2 1-2 1B		4	0	1	0	0	1	1
Jeromy Burnitz, L (1, 9) OBP: 0.238, SLG: 0.370	B B C B F F F X 3-2 ③ P3			C X 0-1 ② G3-1		B B C X 2-1 2B		C C F S 0-3 ① K		4	0	1	0	0	1	3
Craig Wilson, R (1, 3) OBP: 0.342, SLG: 0.551		C B B B X 3-1 ① P4		C B B S S 2-3 ③ K		B X 1-0 ③ F8		F F B B C 2-3 ② K		4	0	0	0	0	2	3
26 Ronny Paulino, R (1, 2) OBP: 0.333, SLG: 0.380		B B B C X 3-1 HR			C X 0-1 ① L8		X 0-0 G6-3 41 2B 2B	B F D F X 2-2 ③ P5		4	2	2	1	0	0	2
Jose Castillo, R (1, 4) OBP: 0.287, SLG: 0.279		F B X 1-1 ② L5			B B X 2-0 1B 1B		S S X 0-2 ① G6-3 2-3			3	0	1	0	0	0	1
45 Ian Snell, R (1, 1) 41 Ryan Doumit, S (7, PH) OBP: 0.370, SLG: 0.682 Oliver Pérez, L (7, PR) OBP: 0.143, SLG: 0.143 Roberto Hernandez, R (8, 1) Michael Gonzalez, R (9, 1)		C C X 0-2 ③ G1-3			1 SAFE L L F F B F 1 SAFE F 1-2 T ② K		F X 0-1 FC6 3-H 2B			2 1 0 0 0	0 0 0 0 0	0 1 0 0 0	0 1 0 0 0	0 0 0 0 0	1 0 0 0 0	1 0 0 0 0
Inning Stats	R: 1 E: 1 K: 1 S: 16 H: 2 LOB: 1 BB: 0 P: 25	R: 1 E: 0 K: 0 S: 9 H: 1 LOB: 0 BB: 0 P: 16	R: 0 E: 0 K: 1 S: 8 H: 0 LOB: 0 BB: 1 P: 13	R: 0 E: 0 K: 1 S: 6 H: 0 LOB: 0 BB: 0 P: 8	R: 0 E: 0 K: 2 S: 15 H: 2 LOB: 2 BB: 0 P: 19	R: 0 E: 0 K: 1 S: 7 H: 1 LOB: 1 BB: 0 P: 12	R: 1 E: 0 K: 0 S: 10 H: 2 LOB: 2 BB: 0 P: 11	R: 0 E: 0 K: 2 S: 14 H: 1 LOB: 2 BB: 1 P: 22		1B: 4 2B: 4 3B: 0 HR: 1	SF: 0 SAC: 0 DP: 1 HBP: 0					

PITCHER		IP	WLS	BF	H	R	ER	SO	BB	IBB	HBP	BLK	WP	HR	S	P	ERA	WHIP
Miguel Batista, R ERA: 5.05	(1, 1)	7.0	L	29	8	3	3	6	1	0	0	0	0	1	71	104	3.86	1.286
28 Brandon Medders, R ERA: 3.6	(8, 1)	1.0		5	1	0	0	2	1	0	0	0	0	0	14	22	0.00	2.000

PITCHER	IP	WLS	BF	H	R	ER	SO	BB	IBB	HBP	BLK	WP	HR	S	P	ERA	WHIP

BOTTOM

Arizona Diamondbacks @ Pittsburgh Pirates

PNC Park, Pittsburgh, PA

Tue May 09 2006, 7:05 PM EDT

Att. 16,961 - Partly Cloudy - 69 F

livebaseballscorecards.com

AB	32
R	3
H	9
RBI	3
BB	2
SO	8
LOB	17

Arizona Diamondbacks @ Pittsburgh Pirates

PNC Park, Pittsburgh, PA

Wed May 10 2006, 7:05 PM EDT

Att. 14,509 - Cloudy - 77 F

livebaseballscorecards.com

TOP

Batter	1	2	3	4	5	6	7	8	9	AB	R	H	RBI	BB	SO	LOB
Craig Counsell, L (1, 6) OBP: 0.377, SLG: 0.402	P6	22 1B 1B 1-2 1B		E3 22 FC6-4		K	K		1B 2B	6	2	2	0	0	2	2
22 Eric Byrnes, R (1, 8) OBP: 0.381, SLG: 0.453	S 34 1B 1B	1B 1-3 1B		FC6-4 BB 1-2f		1B 1B		G6-3	P3	6	1	3	0	0	0	2
Chad Tracy, L (1, 5) OBP: 0.372, SLG: 0.541	34 1B S SF8 1-2 1B	BB 1-3 3-H 1B		1 SAFE 4-2 1-2 BB		1-3 1B		34 HBP 1B 2B	1B BB	4	2	4	1	2	0	0
Luis Gonzalez, L (1, 7) OBP: 0.359, SLG: 0.488	34 1B 1-2 2-3 BB	1-2 BB		F8		G3		34 HBP 1B IBB	1-3 2-H 1B	3	1	1	1	3	0	4
34 Conor Jackson, R (1, 3) OBP: 0.376, SLG: 0.474	1-2 2-3 3-H 1B	G1-3			K		F9	1B 1-2 2-3 HBP	L4	5	0	1	1	0	1	5
Jose Valverde, R (9, 1)										0	0	0	0	0	0	0
Shawn Green, L (1, 9) OBP: 0.378, SLG: 0.479	SF8 3-H		FC1-6 1B		G5-3		1B 2B	1-2 2-H 3-H 1B		4	1	3	3	0	0	0
Johnny Estrada, S (1, 2) OBP: 0.330, SLG: 0.483	F9		FC1-6 1 G1-6-3 1-2f		1 FC6-4 1B		BB 2-H 1B	F9		5	0	2	1	0	0	5
1 Orlando Hudson, S (1, 4) OBP: 0.301, SLG: 0.303		CS BB	G1-6-3 1-2f		FC6-4 1-2f		K	K		4	0	0	0	1	2	5
17 Brandon Webb, R (1, 1) OBP: 0.174, SLG: 0.182		K		L4		G1-3	BB 1-2		K	3	0	0	0	0	1	1
Damion Easley, R (7, PH) OBP: 0.375, SLG: 0.490										0	0	0	0	1	0	0
Luis Vizcaino, R (7, 1)										0	0	0	0	0	0	0
Brandon Lyon, R (8, 1)										0	0	0	0	0	0	0
Andy Green, R (9, PH) OBP: 0.344, SLG: 0.414										1	0	0	0	0	1	0
Tony Clark, S (9, 3) OBP: 0.273, SLG: 0.277										0	0	0	0	0	0	0

	AB	41
	R	7
	H	16
	RBI	7
	BB	7
	SO	7
	LOB	24

Inning Stats	1	2	3	4	5	6	7	8	9	1B: 13	SF: 1	WP: 0	PA: 50
	R: 2 E: 0 K: 0 S: 15 H: 3 LOB: 2 BB: 1 P: 28	R: 1 E: 0 K: 1 S: 9 H: 3 LOB: 3 BB: 2 P: 21	R: 0 E: 0 K: 0 S: 4 H: 1 LOB: 0 BB: 0 P: 7	R: 0 E: 1 K: 0 S: 10 H: 0 LOB: 2 BB: 1 P: 18	R: 0 E: 0 K: 1 S: 10 H: 1 LOB: 1 BB: 0 P: 13	R: 0 E: 0 K: 1 S: 9 H: 2 LOB: 2 BB: 0 P: 12	R: 1 E: 0 K: 2 S: 16 H: 2 LOB: 2 BB: 1 P: 27	R: 2 E: 0 K: 1 S: 12 H: 2 LOB: 2 BB: 1 P: 18	R: 1 E: 0 K: 1 S: 8 H: 2 LOB: 2 BB: 1 P: 15	2B: 3 3B: 0 HR: 0 SAC: 0 DP: 1 HBP: 1	PB: 0 SB: 2 CS: 1		

PITCHER		IP	WLS	BF	H	R	ER	SO	BB	IBB	HBP	BLK	WP	HR	S	P	ERA	WHIP
28 Paul Maholm, L ERA: 5.03	(1, 1)	5.2		30	10	3	3	3	4	0	0	0	0	0	56	97	4.76	2.471
34 John Grabow, L ERA: 6.43	(6, 1)	0.1		1	0	0	0	0	0	0	0	0	0	0	1	2	0.00	0.000
Damaso Marte, L ERA: 2.79	(7, 1)	0.2	L	4	2	1	1	1	0	0	0	0	0	0	9	14	13.50	3.000
55 Matt Capps, R ERA: 3.93	(7, 1)	1.1		9	2	2	2	2	1	1	1	0	0	0	19	31	13.50	2.250
16 Salomon Torres, R ERA: 4.15	(9, 1)	1.0		6	2	1	1	1	1	0	0	0	0	0	8	15	9.00	3.000

PITCHER	IP	WLS	BF	H	R	ER	SO	BB	IBB	HBP	BLK	WP	HR	S	P	ERA	WHIP

Batter	1	2	3	4	5	6	7	8	9	AB	R	H	RBI	BB	SO	LOB
José Bautista, R (1, 5) OBP: 0.500, SLG: 0.583	C B F X 1-2 13 1B 12 1B 1B		X 0-0 12 1B 13 1B 1B		C B F S 1-3 ① K2-3		C C F B F B F S 2-3 ① K		B C B F F B X 3-2 ① P3	5	1	2	0	0	2	0
13 Nate McLouth, L (1, 8) OBP: 0.286, SLG: 0.310	1 SAFE B 1 SAFE B B C 1 SAFE X 3-1 12 1B 12 S 1-3 G6-4-3 1B		C 1 SAFE B 1 SAFE X 1-1 12 1B 1-2 1B		C S X 0-2 2B		B C F B B B C 3-3 ② K		B B B B 4-0 1B BB	4	1	3	0	1	1	0
12 Freddy Sanchez, R (1, 6) OBP: 0.330, SLG: 0.500	B B X 2-0 G6-4-3 1-3 3-H 1B		B X 1-0 1-2 2-3 1B		B B C B X 3-1 ② L8		B B B C F B 4-2 BB		C F X 0-2 ② P4	4	0	2	1	1	0	2
Jason Bay, R (1, 7) OBP: 0.408, SLG: 0.437	1 SAFE 1 SAFE C B B X 2-1 ① ② G6-4-3 1-2f 3-H		C B F S 1-3 ② K		B C F B S 2-3 ③ K		C S B F B S 3-3 ③ K		S F B X 1-2 1B	5	0	1	0	0	3	6
Jeromy Burnitz, L (1, 9) OBP: 0.229, SLG: 0.355	C F B B X 2-2 ③ G1-3		S B B X 2-1 ③ F8		C S B B B F X 3-2 ① G3-1			C B B X 2-1 ① G4-3	C F S 0-3 ③ K	5	0	0	0	0	1	5
26 Ronny Paulino, R (1, 2) OBP: 0.345, SLG: 0.389		C B B F F B S 3-3 ① K		X 0-0 ① G6-3	X 0-0 G4-3 2B 1B			C S B X 1-2 2B 1B		4	2	2	0	0	1	0
José Hernández, R (1, 3) OBP: 0.209, SLG: 0.225		C B F X 1-2 ② G5-3	C S F B B X 2-2 ② G4-3		X 0-0 ② G4-3 1-2			S X 0-1 ② P6		4	0	0	0	0	0	2
Jose Castillo, R (1, 4) OBP: 0.303, SLG: 0.315		C B X 1-1 ③ G6-3	B X 1-0 1B		C B B B X 3-1 2-H 2B			F X 0-1 1-H 2B		4	0	3	2	0	0	0
28 Paul Maholm, L (1, 1)			C F S 0-3 ① K	F B S S B S 2-3 ③ K	B X 1-0 ③ G2-3			B B B C F F C 3-3 ③ K		2	0	0	0	0	2	1
34 John Grabow, L (6, 1)										0	0	0	0	0	0	0
2 Jack Wilson, R (6, PH) OBP: 0.383, SLG: 0.496										1	0	0	0	0	0	1
Damaso Marte, L (7, 1)										0	0	0	0	0	0	0
55 Matt Capps, R (7, 1)										0	0	0	0	0	0	0
41 Ryan Doumit, S (8, PH) OBP: 0.357, SLG: 0.652										1	0	0	0	0	1	1
16 Salomon Torres, R (9, 1)										0	0	0	0	0	0	0
Inning Stats	R: 2 E: 0 K: 0 S: 11 H: 3 LOB: 0 BB: 0 P: 21	R: 0 E: 0 K: 1 S: 9 H: 0 LOB: 0 BB: 0 P: 14	R: 0 E: 0 K: 2 S: 12 H: 3 LOB: 3 BB: 0 P: 17	R: 0 E: 0 K: 1 S: 9 H: 1 LOB: 1 BB: 0 P: 14	R: 0 E: 0 K: 2 S: 11 H: 1 LOB: 1 BB: 0 P: 17	R: 1 E: 0 K: 0 S: 9 H: 2 LOB: 1 BB: 0 P: 16	R: 0 E: 0 K: 3 S: 16 H: 0 LOB: 1 BB: 1 P: 28	R: 1 E: 0 K: 1 S: 13 H: 2 LOB: 1 BB: 0 P: 19	R: 0 E: 0 K: 1 S: 13 H: 1 LOB: 2 BB: 1 P: 21	1B: 10 2B: 3 3B: 0 HR: 0	SF: 0 SAC: 0 DP: 1 HBP: 0						

BOTTOM

Arizona Diamondbacks @ Pittsburgh Pirates

PNC Park, Pittsburgh, PA

Wed May 10 2006, 7:05 PM EDT

Att. 14,509 - Cloudy - 77 F

livebaseballscorecards.com

AB	39
R	4
H	13
RBI	3
BB	2
SO	11
LOB	18

PITCHER		IP	WLS	BF	H	R	ER	SO	BB	IBB	HBP	BLK	WP	HR	S	P	ERA	WHIP
17 Brandon Webb, R ERA: 2.3	(1, 1)	6.0	W	27	10	3	3	6	0	0	0	0	0	0	61	99	4.50	1.667
Luis Vizcaino, R ERA: 2.5	(7, 1)	1.0	H	4	0	0	0	3	1	0	0	0	0	0	16	28	0.00	1.000
Brandon Lyon, R ERA: 1.84	(8, 1)	1.0	H	5	2	1	1	1	0	0	0	0	0	0	13	19	9.00	2.000
Jose Valverde, R ERA: 2.7	(9, 1)	1.0	S	5	1	0	0	1	1	0	0	0	0	0	13	21	0.00	2.000

PITCHER	IP	WLS	BF	H	R	ER	SO	BB	IBB	HBP	BLK	WP	HR	S	P	ERA	WHIP

Batter	1	2	3	4	5	6	7	8	9	AB	R	H	RBI	BB	SO	LOB
2 Hanley Ramirez, R (1, 6) OBP: 0.397, SLG: 0.493	C B X 1-1 6 1B 1B 2B	C F X 0-2 6 F7 1B		B X 1-0 ③ FC6-4 1-2f			B B C F F C 2-3 ① K	X 0-0 6 1B 1-3 2-H 1B		5	1	3	1	0	1	1
6 Dan Uggla, R (1, 4) OBP: 0.352, SLG: 0.454	B F X 1-1 1B 14 2B 2-3 1B	D X 1-0 ①② F7 1-2			C X 0-1 ① F7		B F B S X 2-2 G5-3 1B	B 1 B C X SAFE 3-1 G4-6-3 1-3 3-H 1B		5	1	3	1	0	0	1
Miguel Cabrera, R (1, 5) OBP: 0.441, SLG: 0.574	F B F X 1-2 14 2B 17 2B 1-3 3-H 1B	C X 0-1 ③ F8			B C S B S 2-3 ② K		X 0-0 ② G5-3 1-2	X 0-0 ②③ G4-6-3 1-2f		5	1	1	1	0	1	3
14 Josh Willingham, R (1, 7) OBP: 0.396, SLG: 0.585	B C F D 1 F B X SAFE 3-2 17 2B 1-3 3-H 2B		B C S B B F F X 3-2 ① P5		B C B C B X 3-2 1B		C B X 1-1 ③ G4-3		C B B X 2-1 1B 17 BB 1B	5	1	3	1	0	0	1
Joe Borchard, S (1, 9) OBP: 0.295, SLG: 0.317	D T B F X 2-2 ① F7		B X 1-0 ② G4-3		C S D C 1-3 ③ K			B B C X 2-1 1B 17 1B 61 E 1B	B M S 1-3 ① K	5	1	1	0	0	2	4
17 Mike Jacobs, L (1, 3) OBP: 0.314, SLG: 0.373	B B X 2-0 2B 2-H 3-H 2B		X 0-0 ③ F8			X 0-0 ① F7		C B B X 2-1 1B 61 E 1-2 1B	B C B C F B F B 4-2 1B 1-2 BB	4	2	2	2	1	0	0
Miguel Olivo, R (1, 2) OBP: 0.301, SLG: 0.488	B X 1-0 2-H 2B			S C X 0-2 ① G3		B C B B X 3-1 ② F8		X 0-0 FC1-5 61 E 1-2 2-3 1B	B C X 1-1 1-2 2-3 1B	5	0	3	1	0	0	0
61 Reggie Abercrombie, R (1, 8) OBP: 0.283, SLG: 0.374	B D F X 2-1 ② P3			B S B X 2-1 1B 2B		B B B B 4-0 BB		B C X 1-1 E5 FC1-5 2 1B 1-2 2-H 3-H	B B B C F C 3-3 ② K	4	1	1	1	1	1	5
52 Sergio Mitre, R (1, 1) OBP: 0.167, SLG: 0.250 Jason Vargas, L (1, 1) OBP: 0.385, SLG: 0.462 47 Ricky Nolasco, R (4, 1) 1 Eric Reed, L (6, PH) OBP: 0.171, SLG: 0.121 Randy Messenger, R (6, 1) Wes Helms, R (8, PH) OBP: 0.348, SLG: 0.425 Todd Wellemeyer, R (8, 1) Chris Aguila, R (9, PH) OBP: 0.320, SLG: 0.358	X 0-0 ③ G6-3			2 SAFE B F C B B X 3-2 ② 2 FC6-4 2-3 1B		L C F X 0-2 ③ L9		C B S X 1-2 ① FC1-5 2 1B 6 1B 1-2 2-3f	B F C B F X 2-2 ③ P4	1 0 0 0 0 0 1 1 0 1 0 0 0 0 0 0 0 0 0 0 0 1 0 0 0 0 0 1 0 0 0 0 0 0 0 1 1 0 0 0 0 2 0 0 0 0 0 0 0 1 0 0 0 0 0 3						
Inning Stats	R: 5 E: 0 K: 0 S: 19 H: 6 LOB: 1 BB: 0 P: 32	R: 0 E: 0 K: 0 S: 6 H: 1 LOB: 0 BB: 0 P: 7	R: 0 E: 0 K: 0 S: 7 H: 0 LOB: 0 BB: 0 P: 11	R: 0 E: 0 K: 0 S: 9 H: 2 LOB: 1 BB: 0 P: 15	R: 0 E: 0 K: 2 S: 11 H: 1 LOB: 1 BB: 0 P: 17	R: 0 E: 0 K: 0 S: 7 H: 0 LOB: 1 BB: 1 P: 14	R: 0 E: 0 K: 1 S: 10 H: 1 LOB: 1 BB: 0 P: 15	R: 4 E: 1 K: 0 S: 14 H: 5 LOB: 1 BB: 0 P: 23	R: 0 E: 0 K: 2 S: 18 H: 2 LOB: 3 BB: 1 P: 31	1B: 13 2B: 5 3B: 0 HR: 0 SF: 0 SAC: 0 DP: 1 HBP: 0						

Florida Marlins @ Pittsburgh Pirates

PNC Park, Pittsburgh, PA

Fri May 12 2006, 7:05 PM EDT

Att. 24,990 - Cloudy - 58 F

TOP

livebaseballscorecards.com

AB	43
R	9
H	18
RBI	8
BB	2
SO	5
LOB	22

PITCHER		IP	WLS	BF	H	R	ER	SO	BB	IBB	HBP	BLK	WP	HR	S	P	ERA	WHIP
Victor Santos, R ERA: 5.32	(1, 1)	6.0		27	10	5	5	2	1	0	0	0	0	0	59	96	7.50	1.833
16 Salomon Torres, R ERA: 5.09	(7, 1)	1.1		10	5	4	3	1	0	0	0	0	0	0	21	32	20.25	3.750
55 Matt Capps, R ERA: 3.79	(8, 1)	0.2	W	2	1	0	0	0	0	0	0	0	0	0	3	6	0.00	1.500
Michael Gonzalez, L ERA: 2.03	(9, 1)	1.0	S	6	2	0	0	2	1	0	0	0	0	0	18	31	0.00	3.000

PITCHER	IP	WLS	BF	H	R	ER	SO	BB	IBB	HBP	BLK	WP	HR	S	P	ERA	WHIP

Batter	1	2	3	4	5	6	7	8	9	AB	R	H	RBI	BB	SO	LOB
José Bautista, R (1, 5) OBP: 0.474, SLG: 0.467	B C B X 2-1 P6 ①		C B C B H 3-2 13 HBP 12 1B HBP	B B C B 4-1 1B 13 1B 1B 1-2 2-3 BB	C C B B X 3-2 G5-3 ③		X 0-0 G6-3 ③			3	2	0	0	1	0	3
13 Nate McLouth, L (1, 8) OBP: 0.317, SLG: 0.324	C B B F S 2-3 K ②		H 1-0 BB 12 1B 3B 1-2 HBP	F C X 0-2 1B 1-2 2-3 3-H 1B		B B B B 4-0 12 G3 12 S 1B BB		B X 1-0 BB HBP SF8 1B		3	4	2	1	1	1	0
12 Freddy Sanchez, R (1, 6) OBP: 0.323, SLG: 0.489	C B X 1-1 G5-3 ③		C B B B X 3-1 BB 3B 1-2 2-H 1B	F X 0-1 SF8 ① 3-H		C X 0-1 G3 ① 1-3		1 SAFE 1 SAFE 1 SAFE L F B F X 1-2 P4 ①		4	1	1	2	0	0	2
Craig Wilson, R (1, 3) OBP: 0.371, SLG: 0.564		C B X 1-1 26 1B BB 1B	B F B S B S 4-2 3B 1-2 2-3 BB	B F C F X 1-2 1B 1-2 2-3 1B		F B X 1-1 3-H 1B		1 SAFE F 1 SAFE H 1-1 SF8 BB 26 1B 1-2 HBP		3	2	3	1	1	0	0
Jeromy Burnitz, L (1, 9) OBP: 0.235, SLG: 0.352		B F B S X 2-2 L9 ①	F E F B X 1-2 P5 ②	X 0-0 ② ③ 1-3 2-H 3-H 1B		B B C X 2-1 F9 ②		B B B B 4-0 SF8 26 1B 1-2 2-3 BB		4	1	1	2	1	0	5
Jason Bay, R (1, 7) OBP: 0.414, SLG: 0.459		B 1 SAFE B B C B 4-1 26 1B 1-2 BB	X 0-0 1-H 2-H 3-H 3B		C X 0-1 1B 1B	C B C X 1-2 G5-3 ③		B C B B X 3-1 SF8 ② 1-2 2-3 3-H		3	0	2	4	1	0	1
26 Ronny Paulino, R (1, 2) OBP: 0.349, SLG: 0.390	B C B X 2-1 G5-4-3 1-2 2-3 1B	C S B X 1-2 G3 ③			B 1 SAFE F F B X 2-2 P4 ①		X 0-0 G6-3 ①	S D B B X 3-1 1B 2-H 3-H 1B		5	0	2	2	0	0	2
Jose Castillo, R (1, 4) OBP: 0.315, SLG: 0.327	B C F F X 1-2 G5-4-3 ② ③ 1-2f			F B B F B X 3-2 BB SH 13 1B 1B	C C B 1 SAFE X 1-2 F9 ②		B X 1-0 E7 1B	B F B F X 2-2 1-2 1B		5	1	3	0	0	0	4
Victor Santos, R (1, 1) OBP: 0.154, SLG: 0.154			C F F S 0-3 K ①	L X 0-1 SH 13 1B BB 12 SF8 1-2	X 0-0 1-2 1B		S T B S 1-3 K ②	B F C F F X 1-2 G4-3 ③		2	1	1	0	0	1	0
16 Salomon Torres, R (7, 1)										1	0	0	0	0	1	1
55 Matt Capps, R (8, 1)										0	0	0	0	0	0	0
41 Ryan Doumit, S (8, PH) OBP: 0.345, SLG: 0.625										1	0	0	0	0	0	2
Michael Gonzalez, R (9, 1)										0	0	0	0	0	0	0
Inning Stats	R: 0 E: 0 K: 1 S: 7 H: 0 LOB: 0 BB: 0 P: 12	R: 0 E: 0 K: 0 S: 12 H: 2 LOB: 2 BB: 1 P: 22	R: 4 E: 0 K: 1 S: 18 H: 2 LOB: 1 BB: 1 P: 31	R: 4 E: 1 K: 0 S: 16 H: 4 LOB: 2 BB: 1 P: 24	R: 0 E: 0 K: 0 S: 12 H: 2 LOB: 2 BB: 0 P: 18	R: 1 E: 0 K: 0 S: 9 H: 1 LOB: 1 BB: 1 P: 17	R: 0 E: 1 K: 1 S: 6 H: 1 LOB: 1 BB: 0 P: 8	R: 3 E: 0 K: 0 S: 18 H: 3 LOB: 2 BB: 1 P: 34		1B: 14 2B: 0 3B: 1 HR: 0 SF: 2 SAC: 1 DP: 1 HBP: 3						

PITCHER		IP	WLS	BF	H	R	ER	SO	BB	IBB	HBP	BLK	WP	HR	S	P	ERA	WHIP
52 Sergio Mitre, R ERA: 4.89	(1, 1)	0.0		0	0	0	0	0	0	0	0	0	0	0	0	0	∞	∞
Jason Vargas, L ERA: 6.4	(1, 1)	3.1		21	6	8	7	2	3	0	2	0	0	0	48	83	18.90	2.700
47 Ricky Nolasco, R ERA: 4.15	(4, 1)	1.2		7	4	0	0	0	0	0	0	0	0	0	17	24	0.00	2.400
Randy Messenger, R ERA: 2.77	(6, 1)	2.0		9	2	1	1	1	1	0	0	0	0	0	15	25	4.50	1.500
Todd Wellemeyer, R ERA: 4.86	(8, 1)	1.0	L	8	3	3	3	0	1	0	1	0	0	0	18	34	27.00	4.000

PITCHER	IP	WLS	BF	H	R	ER	SO	BB	IBB	HBP	BLK	WP	HR	S	P	ERA	WHIP

BOTTOM

Florida Marlins @ Pittsburgh Pirates

PNC Park, Pittsburgh, PA

Fri May 12 2006, 7:05 PM EDT

Att. 24,990 - Cloudy - 58 F

livebaseballscorecards.com

AB	34
R	12
H	15
RBI	12
BB	5
SO	3
LOB	20

WP: 0 PA: 45
PB: 0
SB: 1
CS: 0

Florida Marlins @ Pittsburgh Pirates

PNC Park, Pittsburgh, PA

Sat May 13 2006, 7:05 PM EDT
Att. 29,289 - Partly Cloudy - 65 F

TOP

livebaseballscorecards.com

Batter	1	2	3	4	5	6	7	8	9	AB	R	H	RBI	BB	SO	LOB
2 Hanley Ramirez, R (1, 6) OBP: 0.400, SLG: 0.493	C F S 0-3 K		D D F X 2-1 6 CS 2-H 1B			B B C B X 3-1 6 1B 2B 1B	F B 1-1 CS 1-2	F F F F B B F F S 2-3 K		4	1	2	1	0	2	0
6 Dan Uggla, R (1, 4) OBP: 0.349, SLG: 0.448	B C S X 1-2 P3		D F 1 SAFE 1-1 CS 1-2	S B S B B X 3-2 P4		D B X 2-0 2B G4-6-3 1-3 1B		S S B B B F S 2-3 K		4	1	1	0	0	1	0
Miguel Cabrera, R (1, 5) OBP: 0.443, SLG: 0.587	B F F B X 2-2 G1-3			X 0-0 14 1B SF8 2B		F F X 0-2 G4-6-3 1-3 3-H 2B		B F S B B B C 3-3 K		4	1	2	1	0	1	0
14 Josh Willingham, R (1, 7) OBP: 0.399, SLG: 0.579 Joe Borowski, R (9, 1)		B F F X 1-2 G5-3		B B C X 2-1 2-3 1B		D B D S B 4-1 G4-6-3 BB			B C B C C 2-3 K	3 0	0 0	1 0	0 0	1 0	1 0	0 0
Wes Helms, R (1, 3) OBP: 0.320, SLG: 0.395		C C S 0-3 K		F X 0-1 SF8 3-H		C X 0-1 G4-6-3 1-2f 2-3 3-H			B X 1-0 F7	3	0	0	1	0	1	2
Joe Borchard, S (1, 9) OBP: 0.292, SLG: 0.295		C B X 1-1 G6-3		1 SAFE C C X 0-1 G5-3		C B B F C 2-3 K			C B S B H 3-2 HBP	3	0	0	0	0	1	2
61 Reggie Abercrombie, R (1, 8) OBP: 0.291, SLG: 0.379 (9, 7)			F B S B B F X 2-2 20 G4-1 2 1B		X 0-0 20 G6-4-3 1B		C F C 0-3 K		1 SAFE X 0-0 G5-3	4	1	2	0	0	1	1
20 Matt Treanor, R (1, 2) OBP: 0.238, SLG: 0.275			C 1 SAFE F 1 SAFE F X 0-2 G4-1 1-2		B F X 1-1 G6-4-3 1-2f		C X 0-1 2 CS 1B			3	0	1	0	0	0	2
Scott Olsen, L (1, 1) 4 Alfredo Amezaga, S (7, PH) OBP: 0.297, SLG: 0.333 Matt Herges, L (7, 1) 19 Logan Kensing, R (8, 1) 1 Eric Reed, L (9, 8) OBP: 0.171, SLG: 0.121			B C F S 1-3 K		C F C 0-3 K		X 0-0 P4			2 1 0 0 0	0 0 0 0 0	0 0 0 0 0	0 0 0 0 0	0 0 0 0 0	2 0 0 0 0	1 1 0 0 0
Inning Stats	R: 0 E: 0 K: 1 S: 9 H: 0 LOB: 0 BB: 0 P: 12	R: 0 E: 0 K: 1 S: 8 H: 0 LOB: 0 BB: 0 P: 10	R: 1 E: 0 K: 1 S: 15 H: 2 LOB: 0 BB: 0 P: 21	R: 1 E: 0 K: 0 S: 10 H: 2 LOB: 1 BB: 0 P: 15	R: 0 E: 0 K: 1 S: 6 H: 1 LOB: 0 BB: 0 P: 7	R: 2 E: 0 K: 1 S: 12 H: 3 LOB: 1 BB: 1 P: 23	R: 0 E: 0 K: 1 S: 7 H: 1 LOB: 0 BB: 0 P: 8	R: 0 E: 0 K: 3 S: 14 H: 0 LOB: 0 BB: 0 P: 21	R: 0 E: 0 K: 1 S: 7 H: 0 LOB: 1 BB: 0 P: 13	1B: 7 2B: 2 3B: 0 HR: 0 SF: 1 SAC: 0 DP: 2 HBP: 1						

	AB	31
	R	4
	H	9
	RBI	3
	BB	1
	SO	10
	LOB	9

WP: 0 PB: 0 SB: 0 CS: 2 PA: 36

PITCHER	IP	WLS	BF	H	R	ER	SO	BB	IBB	HBP	BLK	WP	HR	S	P	ERA	WHIP
57 Zach Duke, L (1, 1) ERA: 4.24	6.0	L	24	8	4	4	5	1	0	0	0	0	0	60	88	6.00	1.500
55 Matt Capps, R (7, 1) ERA: 3.6	1.0		3	1	0	0	1	0	0	0	0	0	0	7	8	0.00	1.000
Roberto Hernandez, R (8, 1) ERA: 2.35	1.0		3	0	0	0	3	0	0	0	0	0	0	14	21	0.00	0.000
16 Salomon Torres, R (9, 1) ERA: 4.88	1.0		4	0	0	0	1	0	0	1	0	0	0	7	13	0.00	0.000

PITCHER	IP	WLS	BF	H	R	ER	SO	BB	IBB	HBP	BLK	WP	HR	S	P	ERA	WHIP

Florida Marlins @ Pittsburgh Pirates

PNC Park, Pittsburgh, PA

Sat May 13 2006, 7:05 PM EDT

Att. 29,289 - Partly Cloudy - 65 F

BOTTOM

Batter	1	2	3	4	5	6	7	8	9	AB	R	H	RBI	BB	SO	LOB
José Bautista, R (1, 5) OBP: 0.417, SLG: 0.550	C B B B C F C 3-3 ① K		B F D X 2-1 ② 2-H HR		C S B F S 1-3 ① K		C C F X 0-2 ② F8		C F B F B F X 2-2 ③ F9	5	1	1	2	0	2	0
13 Nate McLouth, L (1, 8) OBP: 0.314, SLG: 0.312	C S F F H 1-2 12 CS HBP		C C B F F X 1-2 ② G3		B C F X 1-2 ② F8		B B B C X 3-1 ③ L8			3	0	0	0	0	0	0
12 Freddy Sanchez, R (1, 6) OBP: 0.330, SLG: 0.484	B C 1 SAFE B F 1 SAFE 1 SAFE X 2-2 ② 1-2 1B		C B C B B F B 4-2 WP BB		C B C B F X 2-2 ③ F7			B X 1-0 ① G6-3		3	0	1	0	1	0	0
Jason Bay, R (1, 7) OBP: 0.422, SLG: 0.460	F B B B X 3-1 ③ F9		B B B C B 4-1 1-2 BB			F B B B C X 3-2 3B 1B		B B B C B 4-1 S BB		2	1	1	0	2	0	1
Craig Wilson, R (1, 3) OBP: 0.367, SLG: 0.571		C B F F S 1-3 ① K	B B C X 2-1 ③ F9			X 0-0 1-H 3B		S S S 0-3 ② 1-2 K		4	0	1	1	0	2	3
Jeromy Burnitz, L (1, 9) OBP: 0.236, SLG: 0.344		F C F S 0-3 ② K		B X 1-0 ① F7		F C S 0-3 ① K2-3		F B B B B 4-1 BB		3	0	0	0	1	2	1
26 Ronny Paulino, R (1, 2) OBP: 0.343, SLG: 0.381		F F C 0-3 ③ K		B F C X 1-2 1B		D S D S S 2-3 ② K		B S C S 1-3 ③ K		4	0	1	0	0	3	3
Jose Castillo, R (1, 4) OBP: 0.313, SLG: 0.325			B S B F B X 3-2 S 57 SH1-4 HR 1B	C C X 0-2 ② F9	S B C F S 1-3 ③ K				F B B X 2-1 ① F8	4	1	1	0	0	1	2
57 Zach Duke, L (1, 1) OBP: 0.143, SLG: 0.143			X 0-0 ① SH1-4 1-2	B C F 1 SAFE S 1-3 ③ K			B C C X 1-2 ① G1-3		C S B B S 2-3 ② K	1	0	0	0	0	1	1
55 Matt Capps, R (7, 1)										0	0	0	0	0	0	0
6 Chris Duffy, L (7, PH) OBP: 0.265, SLG: 0.287										1	0	0	0	0	0	0
Roberto Hernandez, R (8, 1)										0	0	0	0	0	0	0
16 Salomon Torres, R (9, 1)										0	0	0	0	0	0	0
41 Ryan Doumit, S (9, PH) OBP: 0.333, SLG: 0.600										1	0	0	0	0	1	0
Inning Stats	R: 0 H: 1 E: 0 LOB: 1 K: 1 BB: 0 S: 13 P: 22	R: 0 H: 0 E: 0 LOB: 0 K: 3 BB: 0 S: 11 P: 12	R: 2 H: 2 E: 0 LOB: 2 K: 0 BB: 2 S: 17 P: 33	R: 0 H: 1 E: 0 LOB: 1 K: 1 BB: 0 S: 10 P: 13	R: 0 H: 0 E: 0 LOB: 0 K: 1 BB: 0 S: 11 P: 15	R: 1 H: 2 E: 0 LOB: 1 K: 3 BB: 0 S: 14 P: 20	R: 0 H: 0 E: 0 LOB: 0 K: 0 BB: 0 S: 9 P: 13	R: 0 H: 0 E: 0 LOB: 2 K: 2 BB: 2 S: 9 P: 19	R: 0 H: 0 E: 0 LOB: 0 K: 1 BB: 0 S: 10 P: 16	1B: 4 SF: 0 2B: 0 SAC: 1 3B: 1 DP: 0 HR: 1 HBP: 1					WP: 1 PA: 37 PB: 0 SB: 2 CS: 1		

livebaseballscorecards.com

	AB	31
	R	3
	H	6
	RBI	3
	BB	4
	SO	12
	LOB	11

PITCHER		IP	WLS	BF	H	R	ER	SO	BB	IBB	HBP	BLK	WP	HR	S	P	ERA	WHIP
Scott Olsen, L ERA: 5.16	(1, 1)	6.0	W	26	6	3	3	9	2	0	1	0	1	1	76	115	4.50	1.333
Matt Herges, R ERA: 3.79	(7, 1)	1.0	H	3	0	0	0	0	0	0	0	0	0	0	9	13	0.00	0.000
19 Logan Kensing, R ERA: 2.7	(8, 1)	1.0	H	5	0	0	0	2	2	0	0	0	0	0	9	19	0.00	2.000
Joe Borowski, R ERA: 4.15	(9, 1)	1.0	S	3	0	0	0	1	0	0	0	0	0	0	10	16	0.00	0.000

PITCHER	IP	WLS	BF	H	R	ER	SO	BB	IBB	HBP	BLK	WP	HR	S	P	ERA	WHIP

Florida Marlins @ Pittsburgh Pirates

PNC Park, Pittsburgh, PA

Sun May 14 2006, 1:35 PM EDT

Att. 15,921 - Cloudy - 66 F

TOP

livebaseballscorecards.com

Batter	1	2	3	4	5	6	7	8	9	AB	R	H	RBI	BB	SO	LOB
2 Hanley Ramirez, R (1, 6) OBP: 0.406, SLG: 0.497 4 Alfredo Amezaga, S (8, 6) OBP: 0.297, SLG: 0.333	2-2 WP 6 S G3 1B	1-2 6 S HR 1B	1-3 ① K			1-2 6 1B 1B		1-3 ① K		5 2 3 0 0 2 0 0 0 0 0 0 0 0						
6 Dan Uggla, R (1, 4) OBP: 0.364, SLG: 0.449	1-2 G3 WP 14 SF7 HBP	1 SAFE 1 SAFE 4-1 HR BB	1-0 ② F8			1-1 1-2 1B		1-1 HBP		2 2 1 0 1 0 0						
Miguel Cabrera, R (1, 5) OBP: 0.438, SLG: 0.600 Wes Helms, R (8, PH) OBP: 0.314, SLG: 0.386 (8, 5)	3-0 ① G3 1-3 2-H	0-0 1-H 2-H HR	2-3 ③ K			0-3 ① K		2-3 ② K		4 1 1 4 0 2 3 1 0 0 0 0 1 1						
14 Josh Willingham, R (1, 7) OBP: 0.385, SLG: 0.560 61 Reggie Abercrombie, R (8, 7) OBP: 0.291, SLG: 0.379	0-0 ② SF7 3-H	3-1 ① F8		1-3 ① K		0-3 ② K		0-2 ③ L4		4 0 0 1 0 2 3 0 0 0 0 0 0 0						
Joe Borchard, S (1, 9) OBP: 0.308, SLG: 0.375 Chris Aguila, R (9, PH) OBP: 0.316, SLG: 0.353 (9, 9)	0-1 HR	2-2 17 BB 2B 1B		2-0 ② F9		1-2 ③ G3			0-1 ① P4	4 2 2 1 0 0 2 1 0 0 0 0 0 0						
17 Mike Jacobs, L (1, 3) OBP: 0.317, SLG: 0.368	2-1 1 BB 1B 1B	BC S 1 SAFE BBB 4-2 1-2 2B BB		2-2 ③ F9			1-3 ① K		2-3 ② K	4 1 1 0 1 2 0						
Miguel Olivo, R (1, 2) OBP: 0.306, SLG: 0.495	0-2 1 BB 1-2 1B	2-0 1 WP 1-H 2-H 2B			3-1 ① F7		1-3 ② K		2-1 ③ G5-3	5 0 2 2 0 1 0						
1 Eric Reed, L (1, 8) OBP: 0.205, SLG: 0.114	4-2 1-2 2-3 BB	1-3 ② K 2-3			0-0 ② B3		2-0 HBP			2 0 0 0 1 1 1						
Brian Moehler, R (1, 1) Randy Messenger, R (8, 1) Yusmeiro Petit, R (9, 1)	0-1 ③ L6	0-1 ③ G4-3			2-0 ③ G1-3		1-3 ③ K			4 0 0 0 0 1 5 0 0 0 0 0 0 0 0 0 0 0 0 0 0						
Inning Stats	R: 3 E: 0 K: 0 S: 18 H: 4 LOB: 3 BB: 1 P: 30	R: 5 E: 0 K: 1 S: 19 H: 4 LOB: 1 BB: 2 P: 36	R: 0 E: 0 K: 2 S: 7 H: 0 LOB: 0 BB: 0 P: 11	R: 0 E: 0 K: 1 S: 7 H: 0 LOB: 0 BB: 0 P: 12	R: 0 E: 0 K: 0 S: 4 H: 0 LOB: 0 BB: 0 P: 9	R: 0 E: 0 K: 2 S: 14 H: 2 LOB: 2 BB: 0 P: 17	R: 0 E: 0 K: 3 S: 11 H: 0 LOB: 1 BB: 0 P: 16	R: 0 E: 0 K: 2 S: 10 H: 0 LOB: 1 BB: 0 P: 14	R: 0 E: 0 K: 1 S: 8 H: 0 LOB: 0 BB: 0 P: 12	1B: 7 2B: 1 3B: 0 HR: 2 SF: 1 SAC: 0 DP: 0 HBP: 3						

AB	36
R	8
H	10
RBI	8
BB	3
SO	12
LOB	15

WP: 2 PB: 0 SB: 2 CS: 0 PA: 43

PITCHER		IP	WLS	BF	H	R	ER	SO	BB	IBB	HBP	BLK	WP	HR	S	P	ERA	WHIP
45 Ian Snell, R ERA: 6.0	(1, 1)	1.1	L	14	7	7	7	0	2	0	1	0	1	2	29	51	47.25	6.750
Ryan Vogelsong, R ERA: 5.14	(2, 1)	3.2		13	1	1	1	4	1	0	0	0	1	0	26	47	2.46	0.545
34 John Grabow, L ERA: 5.63	(6, 1)	2.0		9	2	0	0	5	0	0	1	0	0	0	25	33	0.00	1.000
Damaso Marte, L ERA: 2.53	(8, 1)	1.0		4	0	0	0	2	0	0	1	0	0	0	10	14	0.00	0.000
Michael Gonzalez, L ERA: 1.88	(9, 1)	1.0		3	0	0	0	1	0	0	0	0	0	0	8	12	0.00	0.000

PITCHER	IP	WLS	BF	H	R	ER	SO	BB	IBB	HBP	BLK	WP	HR	S	P	ERA	WHIP

Batter	1	2	3	4	5	6	7	8	9	AB	R	H	RBI	BB	SO	LOB
José Bautista, R (1, 5) OBP: 0.414, SLG: 0.625	C B X 1-1 ① F7		S B B C F F D F B 4-2 6 G4-6-3 1-2 BB		D C F X 1-2 ②③ G5-4-3 1-2f			C B B B X 3-1 HR	C C D B X 2-2 ③ F9	4	1	1	1	1	0	3
6 Chris Duffy, L (1, 8) OBP: 0.255, SLG: 0.276	C B X 1-1 ② G2-3		D D X 2-0 ②③ G4-6-3 1-2f			C X 0-1 ① G3-1		B F X 1-1 ① G1-3		4	0	0	0	0	0	2
12 Freddy Sanchez, R (1, 6) OBP: 0.356, SLG: 0.511	C B H 2-1 HBP			B C B X 2-1 FC4-6 1B		C X 0-1 F9 1B 1B		X 0-0 1B 2B		3	1	3	0	0	0	0
Jason Bay, R (1, 7) OBP: 0.418, SLG: 0.453	C X 0-1 ③ G6-3			B F S X 1-2 ① L7		C B B C B X 3-2 1-2 1B		B B C F C 2-3 ② K		4	0	1	0	0	1	3
Jeromy Burnitz, L (1, 9) OBP: 0.236, SLG: 0.341		C F F B F B B F F 3-2 F X ① F7		D B F B F X 3-2 ② FC4-6 1-2f		C X 0-1 ② F9 2-3		F X 0-1 2-H 1B		4	0	1	1	0	0	3
Craig Wilson, R (1, 3) OBP: 0.355, SLG: 0.550		C C B X 1-2 ② G5-3		X 0-0 ③ L6		C S C 0-3 ③ K		C X 0-1 ③ L6		4	0	0	0	0	1	4
Jose Castillo, R (1, 4) OBP: 0.311, SLG: 0.322		C S T B X 1-2 ③ L4			F X 0-1 13 F9 26 1B 1B		B C F X 1-2 ① G4-3		B B C B C S 3-3 ① K	4	0	1	0	0	1	0
11 Humberto Cota, R (1, 2) OBP: 0.302, SLG: 0.265 26 Ronny Paulino, R (3, 2) OBP: 0.338, SLG: 0.373			C B X 1-1 ① F9		B C F B X 2-2 G5-4-3 1-2 1B		B C X 1-1 ② G5-3		C B F B S 2-3 ② K	0	0	0	0	0	0	0
										4	0	1	0	0	1	0
45 Ian Snell, R (1, 1) Ryan Vogelsong, R (2, 1) OBP: 0.500, SLG: 0.500 13 Nate McLouth, L (5, PH) OBP: 0.310, SLG: 0.308 34 John Grabow, L (6, 1) 2 Jack Wilson, R (7, PH) OBP: 0.360, SLG: 0.491 Damaso Marte, L (8, 1) Michael Gonzalez, R (9, 1) José Hernández, R (9, PH) OBP: 0.227, SLG: 0.244			X 0-0 BB 1B		C X 0-1 ① F9 2-3		B C B X 2-1 ③ G1-3		C X 0-1 1B	0	0	0	0	0	0	0
										1	0	1	0	0	0	0
										1	0	0	0	0	0	2
										0	0	0	0	0	0	0
										1	0	0	0	0	0	0
										0	0	0	0	0	0	0
										0	0	0	0	0	0	0
										1	0	1	0	0	0	0
Inning Stats	R: 0 E: 0 K: 0 S: 7 H: 0 LOB: 1 BB: 0 P: 11	R: 0 E: 0 K: 0 S: 15 H: 0 LOB: 0 BB: 0 P: 20	R: 0 E: 0 K: 0 S: 9 H: 1 LOB: 1 BB: 1 P: 16	R: 0 E: 0 K: 0 S: 9 H: 1 LOB: 1 BB: 0 P: 15	R: 0 E: 0 K: 0 S: 10 H: 2 LOB: 1 BB: 0 P: 13	R: 0 E: 0 K: 1 S: 12 H: 2 LOB: 2 BB: 0 P: 15	R: 0 E: 0 K: 0 S: 7 H: 0 LOB: 0 BB: 0 P: 11	R: 2 E: 0 K: 1 S: 12 H: 3 LOB: 1 BB: 0 P: 18	R: 0 E: 0 K: 2 S: 11 H: 1 LOB: 1 BB: 0 P: 18	1B: 8 2B: 1 3B: 0 HR: 1	SF: 0 SAC: 0 DP: 2 HBP: 1			WP: 0 PB: 0 SB: 0 CS: 0	PA: 37		

PITCHER		IP	WLS	BF	H	R	ER	SO	BB	IBB	HBP	BLK	WP	HR	S	P	ERA	WHIP
Brian Moehler, R ERA: 8.23	(1, 1)	7.1	W	30	8	2	2	1	1	0	1	0	0	1	74	110	2.46	1.227
Randy Messenger, R ERA: 2.63	(8, 1)	0.2		3	1	0	0	1	0	0	0	0	0	0	7	9	0.00	1.500
Yusmeiro Petit, R ERA:	(9, 1)	1.0		4	1	0	0	2	0	0	0	0	0	0	11	18	0.00	1.000

PITCHER	IP	WLS	BF	H	R	ER	SO	BB	IBB	HBP	BLK	WP	HR	S	P	ERA	WHIP

BOTTOM

Florida Marlins @ Pittsburgh Pirates

PNC Park, Pittsburgh, PA

Sun May 14 2006, 1:35 PM EDT
Att. 15,921 - Cloudy - 66 F

livebaseballscorecards.com

AB	35
R	2
H	10
RBI	2
BB	1
SO	4
LOB	17

Cincinnati Reds @ Pittsburgh Pirates

PNC Park, Pittsburgh, PA

Tue May 16 2006, 7:05 PM EDT

Att. 14,315 - Drizzle - 53 F

livebaseballscorecards.com

Batter	1	2	3	4	5	6	7	8	9	AB	R	H	RBI	BB	SO	LOB
Felipe Lopez, S (1, 6) OBP: 0.380, SLG: 0.447	C B F B B X 3-2 CS 12 1B 1B		C X 0-1 ② ③ G6-4-3 1-2f			C S X 0-2 ① G1-3		S F B X 1-2 HR		4	1	2	1	0	0	1
12 Edwin Encarnación, R (1, 5) OBP: 0.373, SLG: 0.511	C D X 1-1 1-2 1B			C B B B F F C 3-3 ① K		B B X 2-0 ② G5-3		C F B X 1-2 ② F9		4	0	1	0	0	1	0
Ken Griffey Jr., L (1, 8) OBP: 0.298, SLG: 0.460 Quinton McCracken, S (7, 8) OBP: 0.278, SLG: 0.313	F C F B S 1-3 ① K			C S F B S 1-3 ② K		C B X 1-1 ③ L9		C B X 1-1 ③ G3		3 1	0 0	0 0	0 0	0 0	2 0	2 0
Austin Kearns, R (1, 9) OBP: 0.366, SLG: 0.524	2 SAFE C B F S 1-3 ② ③ K 2-3			B B B C B 4-1 BB		X 0-0 ① G1-3			C B X 1-1 ① F9	3	0	0	0	1	1	2
Adam Dunn, L (1, 7) OBP: 0.374, SLG: 0.541		B X 1-0 ① L7		S F C 0-3 ③ K		C B S F B F X 2-2 ② P5			X 0-0 1B	4	0	1	0	0	1	1
Jason LaRue, R (1, 2) OBP: 0.298, SLG: 0.327		C B B X 2-1 ② G6-3			S B C D B C 3-3 ① K	C B B X 2-1 ③ G1-3			C C B S 1-3 ② K	4	0	0	0	0	2	1
Scott Hatteberg, L (1, 3) OBP: 0.405, SLG: 0.424		C B C C 1-3 ③ K			X 0-0 2B			C C B B H 3-2 4 FC5-4 HBP	B C F C 1-3 ③ K	3	0	1	0	0	2	1
4 Brandon Phillips, R (1, 4) OBP: 0.325, SLG: 0.432			C F C 0-3 ① K		B B F X 2-1 ② G1-3			S B X 1-1 ① FC5-4 26 HR 1-2f		3	1	0	0	0	1	2
39 Aaron Harang, R (1, 1) OBP: 0.217, SLG: 0.217 31 Matt Belisle, R (5, 1) Mike Burns, R (7, 1) 26 David Ross, R (8, PH) OBP: 0.357, SLG: 0.657 37 Brian Shackelford, L (8, 1)			X 0-0 G6-4-3 1B		X 0-0 ③ G4-3			B B B C F F F F F F F 3-2 X 1-H HR		2 0 0 1 0	0 0 0 1 0	1 0 0 1 0	0 0 0 1 0	0 0 0 2 0	0 0 0 0 0	1 0 0 0 0
Inning Stats	R: 0 E: 0 K: 2 S: 12 H: 2 LOB: 1 BB: 0 P: 18	R: 0 E: 0 K: 1 S: 6 H: 0 LOB: 0 BB: 0 P: 10	R: 0 E: 0 K: 1 S: 6 H: 1 LOB: 0 BB: 0 P: 6	R: 0 E: 0 K: 3 S: 12 H: 0 LOB: 1 BB: 1 P: 20	R: 0 E: 0 K: 1 S: 7 H: 1 LOB: 1 BB: 0 P: 12	R: 0 E: 0 K: 0 S: 6 H: 0 LOB: 0 BB: 0 P: 9	R: 0 E: 0 K: 0 S: 8 H: 0 LOB: 0 BB: 0 P: 12	R: 3 E: 0 K: 0 S: 19 H: 2 LOB: 0 BB: 0 P: 29	R: 0 E: 0 K: 2 S: 9 H: 1 LOB: 1 BB: 0 P: 12	1B: 4 2B: 1 3B: 0 HR: 2 SF: 0 SAC: 0 DP: 1 HBP: 1						

	AB	32
	R	3
	H	7
	RBI	3
	BB	1
	SO	10
	LOB	11

WP: 0 PB: 0 SB: 0 CS: 1 PA: 34

PITCHER		IP	WLS	BF	H	R	ER	SO	BB	IBB	HBP	BLK	WP	HR	S	P	ERA	WHIP
28 Paul Maholm, L ERA: 4.63	(1, 1)	7.1	W	27	5	2	2	8	1	0	1	0	0	1	68	105	2.46	0.818
16 Salomon Torres, R ERA: 5.11	(8, 1)	0.2		3	1	1	1	0	0	0	0	0	0	1	8	11	13.50	1.500
Damaso Marte, L ERA: 2.31	(9, 1)	1.0		4	1	0	0	2	0	0	0	0	0	0	9	12	0.00	1.000

PITCHER	IP	WLS	BF	H	R	ER	SO	BB	IBB	HBP	BLK	WP	HR	S	P	ERA	WHIP

Batter	1	2	3	4	5	6	7	8	9	AB	R	H	RBI	BB	SO	LOB
José Bautista, R (1, 5) OBP: 0.471, SLG: 0.630	C B B F B X 3-2 13 S 1B		C S X 0-2 2B 1-2 2-3 1B		B B F B B 4-1 12 BB 13 BB 2B BB	B B B C B 4-1 2B 1-2 BB	B X 1-0 ③ G4-3			3	2	2	0	2	0	3
13 Nate McLouth, L (1, 8) OBP: 0.304, SLG: 0.293	C F B B S 2-3 ① K 1-2		C F B B S 2-3 ① K		F B B B F B 4-2 12 BB 2B 1-2 BB	B B F F F X 2-2 ① F9 2-3		B B S C X 2-2 ① G6-3		4	1	0	0	1	2	6
12 Freddy Sanchez, R (1, 6) OBP: 0.358, SLG: 0.505	C B S X 1-2 ② L7		B X 1-0 ② SF7 3-H		C D S B B F B 4-2 2B 1-2 2-3 BB	X 0-0 ② L9		X 0-0 BB 1B 1B		3	2	1	1	1	0	3
Jason Bay, R (1, 7) OBP: 0.418, SLG: 0.455	B F B X 2-1 ③ L6		C B X 1-1 2B 1-H 2-H 2B		X 0-0 ① P3	C X 0-1 ③ F8		B B F B B 4-1 1B 26 1B 1-2 BB		4	2	1	2	1	0	6
Jeromy Burnitz, L (1, 9) OBP: 0.248, SLG: 0.364		F E B S 1-3 ① K	B X 1-0 2-H 2B		B F F B F F X 2-2 2B 1-H 2-H 3-H		X 0-0 1B 1B 1B	S B F F S 1-3 ② K		5	0	3	4	0	2	2
Craig Wilson, R (1, 3) OBP: 0.357, SLG: 0.544	S B B S S 2-3 ② K	B D S S B C 3-3 ③ K	F X 0-1 ② F8				F D X 1-1 1B 1-2 1B	S B X 1-1 26 1B 1-2 2-H 1B		5	0	2	1	0	2	2
26 Ronny Paulino, R (1, 2) OBP: 0.342, SLG: 0.366	C C B T 1-2 ③ K		F S S 0-3 ① K		C F D D F B F B 4-2 BB		C C D C 1-3 ① K	F X 0-1 FC5-4 1-3 2-H 1B		4	0	1	1	1	3	2
Jose Castillo, R (1, 4) OBP: 0.314, SLG: 0.325		B C S B X 2-2 28 E 1B 12 SF7 1B	B C B B C F F X 3-2 ② G6-3	B X 1-0 ③ F9			S X 0-1 1-2 2-3 1B	B X 1-0 ③ FC5-4 1-2f		5	1	2	0	0	0	4
28 Paul Maholm, L (1, 1) OBP: 0.063, SLG: 0.063 16 Salomon Torres, R (8, 1) Damaso Marte, L (9, 1)		B X 1-0 FC1 1B 1-2 2B	S B S B C 2-3 ③ K			B C X 1-1 13 F9 BB 1B	C B B F C 2-3 ② K			4 0 0	1 0 0	1 0 0	0 0 0	0 0 0	2 0 0	4 0 0
Inning Stats	R: 0 H: 1 E: 0 LOB: 1 K: 1 BB: 0 S: 11 P: 19	R: 0 H: 0 E: 0 LOB: 0 K: 3 BB: 0 S: 9 P: 13	R: 4 H: 4 E: 1 LOB: 1 K: 2 BB: 0 S: 17 P: 28	R: 0 H: 0 E: 0 LOB: 0 K: 2 BB: 0 S: 11 P: 16	R: 3 H: 1 E: 0 LOB: 2 K: 0 BB: 4 S: 19 P: 38	R: 0 H: 1 E: 0 LOB: 2 K: 0 BB: 1 S: 10 P: 17	R: 0 H: 3 E: 0 LOB: 3 K: 2 BB: 0 S: 12 P: 17	R: 2 H: 3 E: 0 LOB: 2 K: 1 BB: 1 S: 14 P: 23		1B: 10 SF: 1 2B: 3 SAC: 0 3B: 0 DP: 0 HR: 0 HBP: 0						

PITCHER		IP	WLS	BF	H	R	ER	SO	BB	IBB	HBP	BLK	WP	HR	S	P	ERA	WHIP
39 Aaron Harang, R ERA: 4.19	(1, 1)	4.1	L	23	6	7	3	8	3	0	0	0	0	0	60	102	6.23	2.077
31 Matt Belisle, R ERA: 4.11	(5, 1)	1.2		8	1	0	0	0	2	0	0	0	0	0	17	29	0.00	1.800
Mike Burns, R ERA: 6.75	(7, 1)	1.0		6	3	0	0	2	0	0	0	0	0	0	12	17	0.00	3.000
37 Brian Shackelford, L ERA: 8.22	(8, 1)	1.0		7	3	2	2	1	1	0	0	0	0	0	14	23	18.00	4.000

PITCHER	IP	WLS	BF	H	R	ER	SO	BB	IBB	HBP	BLK	WP	HR	S	P	ERA	WHIP

BOTTOM

Cincinnati Reds @ Pittsburgh Pirates

PNC Park, Pittsburgh, PA

Tue May 16 2006, 7:05 PM EDT

Att. 14,315 - Drizzle - 53 F

livebaseballscorecards.com

AB	37
R	9
H	13
RBI	9
BB	6
SO	11
LOB	32

1B: 10 SF: 1
2B: 3 SAC: 0
3B: 0 DP: 0
HR: 0 HBP: 0

WP: 0 PA: 44
PB: 0
SB: 1
CS: 0

Cincinnati Reds @ Pittsburgh Pirates

PNC Park, Pittsburgh, PA

Wed May 17 2006, 7:05 PM EDT

Att. 14,897 - Partly Cloudy - 62 F

livebaseballscorecards.com

Batter	1	2	3	4	5	6	7	8	9	AB	R	H	RBI	BB	SO	LOB
6 Ryan Freel, R (1, 7) OBP: 0.371, SLG: 0.287	0-0 1B SF7 1B	2-2 L7			4-2 BB 1B BB		1-0 E5 HBP 1B		4-1 FC6-4 BB	3	2	2	0	2	0	1
Felipe Lopez, S (1, 6) OBP: 0.380, SLG: 0.442	2-2 BB 1B 1-2 1B	2-3 K2-3			4-1 G6-4-3 1B 1-2 BB		2-1 F7		1-2 FC6-4 1B 1-2f	4	0	1	0	1	1	3
Ken Griffey Jr., L (1, 8) OBP: 0.323, SLG: 0.463	2-2 BB 1-2 2-3 1B		0-1 P4		2-2 G6-4-3 1-2 2-H 1B		1-0 BB E HBP 1-2		0-2 P2	4	0	2	1	0	0	1
Austin Kearns, R (1, 9) OBP: 0.361, SLG: 0.517	0-0 SF7 3-H		1-1 P6		3-2 G6-4-3 1-2f 2-3		0-0 E5 BB 1-2 2-3		3-2 1B 1-2	4	0	1	1	0	0	4
Adam Dunn, L (1, 3) OBP: 0.381, SLG: 0.533	4-2 BB 1-2 2-3		2-3 K		4-0 BB		4-2 BB 1-2 2-3		0-1 G3	2	0	0	0	3	1	2
12 Edwin Encarnación, R (1, 5) OBP: 0.369, SLG: 0.500 56 Todd Coffey, R (7, 1) Rick White, R (8, 1)	1-1 P4			4-2 BB	1-1 L9		0-3 K			3 0 0	0 0 0	0 0 0	0 0 0	1 0 0	1 0 0	8 0 0
4 Brandon Phillips, R (1, 4) OBP: 0.315, SLG: 0.417	0-3 K			2-1 P4		1-1 P4		2-3 K		4	0	0	0	0	2	4
26 David Ross, R (1, 2) OBP: 0.348, SLG: 0.615		0-0 E2 61 FC1-5 1B		1-1 F8		2-2 G5-3		0-0 F7		4	0	1	0	0	0	1
61 Bronson Arroyo, R (1, 1) OBP: 0.154, SLG: 0.333 Ray Olmedo, S (7, 5) OBP: 0.333, SLG: 0.333		0-0 FC1-5 2-3		3-3 K		1-3 K		0-0 G6-3		3 1	0 0	0 0	0 0	0 0	2 0	2 0
Inning Stats	R: 1 E: 0 K: 1 S: 15 H: 3 LOB: 3 BB: 1 P: 24	R: 0 E: 1 K: 1 S: 8 H: 1 LOB: 1 BB: 0 P: 12	R: 0 E: 0 K: 1 S: 7 H: 0 LOB: 0 BB: 0 P: 10	R: 0 E: 0 K: 1 S: 11 H: 0 LOB: 1 BB: 1 P: 21	R: 1 E: 0 K: 0 S: 14 H: 1 LOB: 2 BB: 3 P: 32	R: 0 E: 0 K: 1 S: 9 H: 0 LOB: 0 BB: 0 P: 13	R: 0 E: 1 K: 1 S: 9 H: 1 LOB: 3 BB: 1 P: 17	R: 0 E: 0 K: 1 S: 5 H: 0 LOB: 0 BB: 0 P: 7	R: 0 E: 0 K: 0 S: 14 H: 1 LOB: 2 BB: 1 P: 22	1B: 7 2B: 0 3B: 0 HR: 0	SF: 1 SAC: 0 DP: 1 HBP: 1						

TOP

AB	32
R	2
H	7
RBI	2
BB	7
SO	7
LOB	26

WP: 0 PB: 0 SB: 0 CS: 0 PA: 41

PITCHER		IP	WLS	BF	H	R	ER	SO	BB	IBB	HBP	BLK	WP	HR	S	P	ERA	WHIP
Oliver Pérez, L ERA: 6.98	(1, 1)	6.0	W	27	5	2	2	5	5	0	0	0	0	0	64	112	3.00	1.667
55 Matt Capps, R ERA: 3.54	(7, 1)	0.1	H	2	1	0	0	0	0	0	0	0	0	0	3	6	0.00	3.000
Damaso Marte, L ERA: 2.25	(7, 1)	0.1	H	3	0	0	0	0	1	0	1	0	0	0	3	8	0.00	3.000
16 Salomon Torres, R ERA: 5.04	(7, 1)	0.1	H	1	0	0	0	1	0	0	0	0	0	0	3	3	0.00	0.000
Roberto Hernandez, R ERA: 2.2	(8, 1)	1.0	H	3	0	0	0	1	0	0	0	0	0	0	5	7	0.00	0.000

PITCHER		IP	WLS	BF	H	R	ER	SO	BB	IBB	HBP	BLK	WP	HR	S	P	ERA	WHIP
Michael Gonzalez, L ERA: 1.76	(9, 1)	1.0		5	1	0	0	0	1	0	0	0	0	0	14	22	0.00	2.000

BOTTOM

Cincinnati Reds @ Pittsburgh Pirates

PNC Park, Pittsburgh, PA

Wed May 17 2006, 7:05 PM EDT

Att. 14,897 - Partly Cloudy - 62 F

livebaseballscorecards.com

Batter	1	2	3	4	5	6	7	8	9	AB	R	H	RBI	BB	SO	LOB
José Bautista, R (1, 5) OBP: 0.462, SLG: 0.567	G4-3	12 FC4-6, 1-2, BB		P3		K, SAFE		13 1B, 12 2B, BB		3	1	0	0	2	1	1
13 Nate McLouth, L (1, 8) OBP: 0.309, SLG: 0.333	HR	K		G4-3		G3, SAFE		12 2B, 1-2, 1B		5	2	2	1	0	1	4
12 Freddy Sanchez, R (1, 6) OBP: 0.369, SLG: 0.529	G6-3	FC4-6, 1-2f, 2-3, 3-H		2B			BB, 1B	1-H, 2-H, 1B, 2B		5	1	3	3	0	0	2
Jason Bay, R (1, 7) OBP: 0.423, SLG: 0.456	1B	K		G1-4-3			1-2, BB	2-H, 1B		4	0	2	1	1	1	3
Jeromy Burnitz, L (1, 9) OBP: 0.242, SLG: 0.354	G4-3	G3-1			F9		K			4	0	0	0	0	1	3
Craig Wilson, R (1, 3) OBP: 0.353, SLG: 0.534		26 1B, 1B, 1B, 1B	F8		F7					4	1	1	0	0	1	2
26 Ronny Paulino, R (1, 2) OBP: 0.350, SLG: 0.387		1B, 1B, 1-2, 1B	2B		F7					4	1	2	0	0	1	2
Jose Castillo, R (1, 4) OBP: 0.326, SLG: 0.333		1B, 12 FC4-6, 1-2, 2-3, 1B	IBB			1B		F9		3	1	2	0	1	0	0
Oliver Pérez, L (1, 1) José Hernández, R (6, PH) OBP: 0.222, SLG: 0.238 55 Matt Capps, R (7, 1) Damaso Marte, L (7, 1) 16 Salomon Torres, R (7, 1) Roberto Hernandez, R (8, 1) 41 Ryan Doumit, S (8, PH) OBP: 0.323, SLG: 0.577 Michael Gonzalez, R (9, 1)	12 FC4-6 S, 1-3, 2-H, 3-H, 1B	P6				K	K			2 1 0 0 0 0 0 1 0	0 0 0 0 0 0 0 0 0	1 0 0 0 0 0 0 0 0	2 0 0 0 0 0 0 1 0	0 1 0 0 0 0 0 0 0	0 1 0 0 0 0 0 0 0	2 1 0 0 0 0 0 0 0
Inning Stats	R: 1 E: 0 K: 0 S: 10 H: 2 LOB: 1 BB: 0 P: 19	R: 3 E: 0 K: 2 S: 21 H: 4 LOB: 2 BB: 1 P: 33	R: 0 E: 0 K: 0 S: 10 H: 1 LOB: 2 BB: 1 P: 20	R: 0 E: 0 K: 0 S: 12 H: 1 LOB: 1 BB: 0 P: 19	R: 0 E: 0 K: 0 S: 6 H: 0 LOB: 0 BB: 0 P: 8	R: 0 E: 0 K: 2 S: 13 H: 1 LOB: 1 BB: 0 P: 19	R: 0 E: 0 K: 3 S: 19 H: 1 LOB: 2 BB: 1 P: 31	R: 3 E: 0 K: 1 S: 12 H: 3 LOB: 1 BB: 1 P: 21		1B: 9 2B: 3 3B: 0 HR: 1	SF: 0 SAC: 0 DP: 0 HBP: 0		WP: 0 PB: 0 SB: 1 CS: 0	PA: 40		

	AB	36
	R	7
	H	13
	RBI	7
	BB	4
	SO	8
	LOB	20

PITCHER		IP	WLS	BF	H	R	ER	SO	BB	IBB	HBP	BLK	WP	HR	S	P	ERA	WHIP
61 Bronson Arroyo, R ERA: 2.4	(1, 1)	6.0	L	29	9	4	4	4	1	1	0	0	0	1	72	118	6.00	1.667
56 Todd Coffey, R ERA: 0.76	(7, 1)	1.0		5	1	0	0	3	1	0	0	0	0	0	19	31	0.00	2.000
Rick White, R ERA: 7.41	(8, 1)	1.0		6	3	3	3	1	1	0	0	0	0	0	12	21	27.00	4.000

PITCHER		IP	WLS	BF	H	R	ER	SO	BB	IBB	HBP	BLK	WP	HR	S	P	ERA	WHIP

Cincinnati Reds @ Pittsburgh Pirates

PNC Park, Pittsburgh, PA

Thu May 18 2006, 12:35 PM EDT

Att. 18,502 - Partly Cloudy - 61 F

TOP

livebaseballscorecards.com

Batter	1	2	3	4	5	6	7	8	9	AB	R	H	RBI	BB	SO	LOB
Felipe Lopez, S (1, 6) OBP: 0.379, SLG: 0.435	C B X 1-1 G1-3 ①		C C F B C 1-3 K ②	C X 0-1 G3-6-1 1-2 2-3 3-H 1B		F S X 0-2 G4-3 ①	B F 2 B B F F B SAFE 4-2 1B 1-2 2-3 BB		C C B F B X 2-2 G5-3 ②	5	0	1	1	1	1	0
Adam Dunn, L (1, 7) OBP: 0.381, SLG: 0.532 25 David Weathers, R (7, 1) 26 David Ross, R (9, PH) OBP: 0.362, SLG: 0.625 56 Todd Coffey, R (9, 1)	B B F B F S 3-3 K ②		B B B C B 4-1 1B BB	C X 0-1 G3-6-1 1-2f ② ③		F B X 1-1 2B	F F T 0-2 K ②		C X 0-1 1B	4 0 1 0	0 0 0 0	1 0 1 0	0 0 0 0	1 0 0 0	2 0 0 0	6 0 0 0
Ken Griffey Jr., L (1, 8) OBP: 0.324, SLG: 0.450	B F B C B F F S 3-3 K ③		B B C X 2-1 BB 1-3 1B		B B C T F X 2-2 F8 ①	B X 1-0 F8 ②	C B B C C X 2-2 1-3 2-H 3-H 1B		B C S B S 2-3 K ③	6	0	2	2	0	2	2
Austin Kearns, R (1, 9) OBP: 0.362, SLG: 0.529		C F B S 1-3 K ①	C B F B B B 4-2 1-2 BB		C F F B B B X 3-2 HR	S X 0-1 G6-3 ③	C B B F B X 3-2 G5-3 ③			4	1	1	1	1	1	3
Scott Hatteberg, L (1, 3) OBP: 0.405, SLG: 0.433		B C F B X 2-2 HR 1B	B S B B X 2-1 G6-3 ③		B B C B X 3-1 F8 ②		B C B X 2-1 12 2B 2B	C B X 1-1 G4-1 ①		5	2	2	0	0	0	3
12 Edwin Encarnación, R (1, 5) OBP: 0.370, SLG: 0.500		C X 0-1 P6 ②		X 0-0 F8 ①	C F H 1-2 6 1B HBP 1B		S B 2 C X SAFE 1-2 F8 6 1B 2-H 2B	C C F B S 1-3 K ②		4	2	1	1	0	1	1
Jason LaRue, R (1, 2) OBP: 0.339, SLG: 0.426		B B X 2-0 1-H HR		C X 0-1 BB 6 1B 1B 1B	B X 1-0 1-2 6 1B 1B		B B F F F B X 3-2 F8 ① 2-3	T B B B X 3-1 1B		5	2	4	2	0	0	1
6 Ryan Freel, R (1, 4) OBP: 0.379, SLG: 0.300 (7, 7)		X 0-0 B5-3 ③		B X 1-0 1B BB 1-2 1B	B B X 2-0 1-2 2-H 1B		F C F B B X 1-2 BB BB 1B 3-H 1B	F C X 0-2 F8 ③		5	1	3	2	0	0	1
Dave Williams, L (1, 1) OBP: 0.154, SLG: 0.083 Ray Olmedo, S (4, PH) OBP: 0.400, SLG: 0.333 54 Elizardo Ramirez, S (4, 1) OBP: 0.143, SLG: 0.143 Quinton McCracken, S (5, PH) OBP: 0.270, SLG: 0.303 31 Matt Belisle, R (5, 1) Javier Valentin, S (7, PH) OBP: 0.309, SLG: 0.339 4 Brandon Phillips, R (7, 4) OBP: 0.312, SLG: 0.414			B C C S 1-3 K2-3 ①	B B B C F B 4-2 1B 1-2 2-3 BB	C C B D S 2-3 K ③		1 SAFE 1 SAFE B 1 SAFE F C B B F 4-2 B BB 1B 1-2 BB		C F B X 1-2 G6-3 ①	1 0 0 1 0 0 1	0 0 0 0 0 1 0	0 0 0 0 0 2 0	0 1 0 0 0 0 0	1 0 0 0 0 0 0	0 0 0 0 0 1 0	0 0 0 2 0 0 0

	AB	42
	R	9
	H	16
	RBI	9
	BB	5
	SO	9
	LOB	19

Inning Stats	1	2	3	4	5	6	7	8	9
	R: 0 E: 0 K: 2 S: 10	H: 0 LOB: 0 BB: 0 P: 17	R: 2 E: 0 K: 1 S: 10	H: 2 LOB: 0 BB: 0 P: 15	R: 0 E: 0 K: 2 S: 14	H: 1 LOB: 3 BB: 2 P: 28	R: 1 E: 0 K: 0 S: 10	H: 3 LOB: 2 BB: 1 P: 15	R: 2 E: 0 K: 1 S: 18	H: 3 LOB: 2 BB: 0 P: 32
	R: 0 E: 0 K: 0 S: 8	H: 1 LOB: 1 BB: 0 P: 10	R: 4 E: 0 K: 1 S: 29	H: 4 LOB: 2 BB: 2 P: 49	R: 0 E: 0 K: 1 S: 12	H: 1 LOB: 1 BB: 0 P: 17	R: 0 E: 0 K: 1 S: 12	H: 1 LOB: 1 BB: 0 P: 17	1B: 11 2B: 3 3B: 0 HR: 2	SF: 0 SAC: 0 DP: 1 HBP: 1

WP: 0 PA: 48
PB: 0
SB: 0
CS: 0

PITCHER		IP	WLS	BF	H	R	ER	SO	BB	IBB	HBP	BLK	WP	HR	S	P	ERA	WHIP
Victor Santos, R ERA: 5.69	(1, 1)	5.0		27	9	5	5	6	3	0	1	0	0	2	62	107	9.00	2.400
34 John Grabow, L ERA: 5.4	(6, 1)	0.2	H	3	1	0	0	0	0	0	0	0	0	0	6	8	0.00	1.500
55 Matt Capps, R ERA: 4.71	(6, 1)	0.2	L	5	3	3	3	0	0	0	0	0	0	0	15	22	40.50	4.500
Damaso Marte, L ERA: 2.92	(7, 1)	0.1		4	1	1	1	1	2	0	0	0	0	0	13	23	27.00	9.000
16 Salomon Torres, R ERA: 4.78	(7, 1)	1.1		5	1	0	0	1	0	0	0	0	0	0	15	23	0.00	0.750

PITCHER		IP	WLS	BF	H	R	ER	SO	BB	IBB	HBP	BLK	WP	HR	S	P	ERA	WHIP
Roberto Hernandez, R ERA: 2.08	(9, 1)	1.0		4	1	0	0	1	0	0	0	0	0	0	12	17	0.00	1.000

Batter	1	2	3	4	5	6	7	8	9	AB	R	H	RBI	BB	SO	LOB
José Bautista, R (1, 8) OBP: 0.455, SLG: 0.531	HBP F9		BB			L9		SF8 3-H		2	1	0	1	1	0	2
2 Jack Wilson, R (1, 6) OBP: 0.354, SLG: 0.479	1B FC6-4		G1-3			B3		G4-3		5	1	1	0	0	0	4
12 Freddy Sanchez, R (1, 5) OBP: 0.379, SLG: 0.542 13 Nate McLouth, L (9, PR) OBP: 0.309, SLG: 0.333	HR 1-2 2-3 1B	G3 1B		P3		G1-3			G4-3 2B	5 0	1 0	3 0	0 0	0 0	0 0	0 0
Jason Bay, R (1, 7) OBP: 0.422, SLG: 0.475	HR 1-H 2-H 3-H	L9		G6-3			1B		G4-3 2-3	5	1	2	4	0	0	2
Jeromy Burnitz, L (1, 9) OBP: 0.247, SLG: 0.372	BB 26 2B E	G3 1-2		HR			F8		G3	4	2	1	1	1	0	4
26 Ronny Paulino, R (1, 2) OBP: 0.341, SLG: 0.388	2B 1-3 1B	L7		F9			P3		G4-3	5	1	1	0	0	0	4
José Hernández, R (1, 3) OBP: 0.204, SLG: 0.217	E2 F9 1B 3-H		G5-3		G6-3		K			4	0	0	1	0	1	2
Jose Castillo, R (1, 4) OBP: 0.338, SLG: 0.361	1B 2 FC6-4 1-2 2-H		2B		G6-3			2B 41 G4-3 SF8		4	1	3	1	0	0	0
Victor Santos, R (1, 1) OBP: 0.133, SLG: 0.133 Mike Edwards, R (5, PH) OBP: 0.250, SLG: 0.250 34 John Grabow, L (6, 1) 55 Matt Capps, R (6, 1) Damaso Marte, L (7, 1) 16 Salomon Torres, R (7, 1) 41 Ryan Doumit, S (8, PH) OBP: 0.313, SLG: 0.556 Roberto Hernandez, R (9, 1)	K	L9			G5-3			G4-3 2-3		2 1 0 0 0 0 0 1 0	0 0 0 0 0 0 0 0 0	0 0 0 0 0 0 0 0 0	0 0 0 0 0 0 0 0 0	0 0 0 0 0 0 0 0 0	1 0 0 0 0 0 0 0 0	3 0 0 0 0 0 0 1 0
Inning Stats	R: 6 E: 1 K: 1 S: 21 H: 5 LOB: 2 BB: 1 P: 34	R: 0 E: 0 K: 0 S: 9 H: 1 LOB: 1 BB: 0 P: 9	R: 0 E: 0 K: 0 S: 10 H: 1 LOB: 2 BB: 1 P: 16	R: 1 E: 0 K: 0 S: 7 H: 1 LOB: 0 BB: 0 P: 9	R: 0 E: 0 K: 0 S: 7 H: 0 LOB: 0 BB: 0 P: 10	R: 0 E: 0 K: 0 S: 6 H: 0 LOB: 0 BB: 0 P: 10	R: 0 E: 0 K: 1 S: 8 H: 1 LOB: 1 BB: 0 P: 15	R: 1 E: 0 K: 0 S: 10 H: 1 LOB: 0 BB: 0 P: 11	R: 0 E: 0 K: 0 S: 5 H: 1 LOB: 2 BB: 0 P: 7	1B: 5 2B: 4 3B: 0 HR: 2	SF: 1 SAC: 0 DP: 0 HBP: 1					

BOTTOM

Cincinnati Reds @ Pittsburgh Pirates

PNC Park, Pittsburgh, PA

Thu May 18 2006, 12:35 PM EDT
Att. 18,502 - Partly Cloudy - 61 F

livebaseballscorecards.com

AB	38
R	8
H	11
RBI	8
BB	2
SO	2
LOB	22

PITCHER		IP	WLS	BF	H	R	ER	SO	BB	IBB	HBP	BLK	WP	HR	S	P	ERA	WHIP
Dave Williams, L ERA: 7.2	(1, 1)	3.0		20	7	6	6	1	2	0	1	0	0	1	40	59	18.00	3.000
54 Elizardo Ramirez, R ERA: 3.38	(4, 1)	1.0		4	1	1	1	0	0	0	0	0	0	0	7	9	9.00	1.000
31 Matt Belisle, R ERA: 3.63	(5, 1)	2.0	W	6	0	0	0	0	0	0	0	0	0	0	13	20	0.00	0.000
25 David Weathers, R ERA: 3.54	(7, 1)	2.0	H	8	2	1	1	1	0	0	0	0	0	0	18	26	4.50	1.000
56 Todd Coffey, R ERA: 0.73	(9, 1)	1.0	S	4	1	0	0	0	0	0	0	0	0	0	5	7	0.00	1.000

PITCHER	IP	WLS	BF	H	R	ER	SO	BB	IBB	HBP	BLK	WP	HR	S	P	ERA	WHIP

WP: 0 PA: 42
PB: 0
SB: 0
CS: 0

Batter	1	2	3	4	5	6	7	8	9	AB	R	H	RBI	BB	SO	LOB
José Bautista, R (1, 8) OBP: 0.417, SLG: 0.472	C B X 1-1 ① F8		X 0-0 ③ G5-3			C S S 0-3 ① K			C S S 0-3 ① K	4	0	0	0	0	2	1
2 Jack Wilson, R (1, 6) OBP: 0.343, SLG: 0.463	C X 0-1 ② G6-3			C X 0-1 ① F9		C S F B X 1-2 ② L4			B C B B X 3-1 ② F8	4	0	0	0	0	0	0
12 Freddy Sanchez, R (1, 5) OBP: 0.375, SLG: 0.559	C C D F B X 2-2 ③ G5-3			B S X 1-1 HR		C C F X 0-2 ③ G6-3			C B F S 1-3 ③ K2-3	4	1	1	1	0	1	0
Jason Bay, R (1, 7) OBP: 0.415, SLG: 0.465		B C B X 2-1 ① G4-3		F C F X 0-2 ② G5-3			B C X 1-1 ① F9			3	0	0	0	0	0	0
Craig Wilson, R (1, 3) OBP: 0.353, SLG: 0.525		F X 0-1 ② F9		B S B S B B 4-2 BB			B C S B S 2-3 ② K			2	0	0	0	1	1	0
41 Ryan Doumit, S (1, 10) OBP: 0.286, SLG: 0.500		C T B S 1-3 ③ K		D S C F X 1-2 ③ P2			X 0-0 ③ G5-3			3	0	0	0	0	1	1
Jeromy Burnitz, L (1, 9) OBP: 0.248, SLG: 0.371			C C C 0-3 ① K		C C S 0-3 ① K			B B X 2-0 26 G6-3 1B		3	0	1	0	0	2	0
26 Ronny Paulino, R (1, 2) OBP: 0.330, SLG: 0.373			C C F S 0-3 ② K		C S B D F X 2-2 ② G4-3			X 0-0 ① ② G6-3 1-2f		3	0	0	0	0	1	1
Jose Castillo, R (1, 4) OBP: 0.338, SLG: 0.360			F X 0-1 1B		B X 1-0 ③ G5-3			C F S 0-3 ③ K		3	0	1	0	0	1	0
Inning Stats	R: 0 E: 0 K: 0 S: 8 H: 0 LOB: 0 BB: 0 P: 11	R: 0 E: 0 K: 1 S: 7 H: 0 LOB: 0 BB: 0 P: 10	R: 0 E: 0 K: 2 S: 10 H: 1 LOB: 1 BB: 0 P: 10	R: 1 E: 0 K: 0 S: 14 H: 1 LOB: 1 BB: 1 P: 20	R: 0 E: 0 K: 1 S: 8 H: 0 LOB: 0 BB: 0 P: 11	R: 0 E: 0 K: 1 S: 11 H: 0 LOB: 0 BB: 0 P: 12	R: 0 E: 0 K: 1 S: 6 H: 0 LOB: 0 BB: 0 P: 9	R: 0 E: 0 K: 1 S: 5 H: 1 LOB: 0 BB: 0 P: 7	R: 0 E: 0 K: 2 S: 8 H: 0 LOB: 0 BB: 0 P: 12	1B: 2 2B: 0 3B: 0 HR: 1	SF: 0 SAC: 0 DP: 1 HBP: 0						

TOP

Pittsburgh Pirates @ Cleveland Indians

Jacobs Field, Cleveland, OH

Fri May 19 2006, 7:05 PM EDT

Att. 32,499 - Overcast - 53 F

livebaseballscorecards.com

AB	29
R	1
H	3
RBI	1
BB	1
SO	9
LOB	3

WP: 0 PB: 0 SB: 0 CS: 0 PA: 30

PITCHER	IP	WLS	BF	H	R	ER	SO	BB	IBB	HBP	BLK	WP	HR	S	P	ERA	WHIP
CC Sabathia, L (1, 1) ERA: 1.95	9.0	W	30	3	1	1	9	1	0	0	0	0	1	77	102	1.00	0.444

PITCHER	IP	WLS	BF	H	R	ER	SO	BB	IBB	HBP	BLK	WP	HR	S	P	ERA	WHIP

Pittsburgh Pirates @ Cleveland Indians

Jacobs Field, Cleveland, OH

Fri May 19 2006, 7:05 PM EDT

Att. 32,499 - Overcast - 53 F

BOTTOM

Batter	1	2	3	4	5	6	7	8	9	AB	R	H	RBI	BB	SO	LOB
24 Grady Sizemore, L (1, 8) OBP: 0.366, SLG: 0.508	B C X 1-1 HR	C F X 0-2 1B		D S B S F S 2-3 ③ K			C S D B B F B 4-2 G4-6-3 BB			3	1	2	1	1	1	2
Jason Michaels, R (1, 7) OBP: 0.331, SLG: 0.340	B B C X 2-1 ① G6-3	1 SAFE 1 SAFE 1 SAFE B X 1-0 ③ F9			B B C B B 4-1 41 BB		B B L 1 SAFE F X 2-2 ① ② G4-6-3 1-2f			3	0	0	0	1	0	2
2 Jhonny Peralta, R (1, 6) OBP: 0.339, SLG: 0.359	B F B B B 4-1 41 2B BB		B B C F S 2-3 ① K		F C D F B S 2-3 ① K		C B X 1-1 ③ F7			3	1	0	0	1	2	1
48 Travis Hafner, L (1, 10) OBP: 0.440, SLG: 0.658	C B B C F S 2-3 ② K		B C B B F X 3-2 ② G4-3		C D X 1-1 ② L9			C B B F S 2-3 ① K		4	0	0	0	0	2	2
41 Victor Martinez, S (1, 2) OBP: 0.369, SLG: 0.483	1 SAFE B B B X 2-0 1-H 1B 2B		B X 1-0 ③ G5-3		B B B B 4-0 1-2 BB			B X 1-0 ② G5-3		3	1	1	1	1	0	0
Eduardo Perez, R (1, 3) OBP: 0.377, SLG: 0.677 Ben Broussard, L (9, 3) OBP: 0.434, SLG: 0.592	D C X 1-1 2-H 1B			B C B F F X 2-2 ① G6-3	D F D X 2-1 ③ P3			B S B X 2-1 HR		4 0	1 0	2 0	2 0	0 0	0 0	2 0
Casey Blake, R (1, 9) OBP: 0.441, SLG: 0.600	B B C C S 2-3 ③ K			B B B B 4-0 S BB		F X 0-1 ① F8		B B B B 4-0 BB		2	0	0	0	2	1	1
Ronnie Belliard, R (1, 4) OBP: 0.319, SLG: 0.338		B X 1-0 ① G5-3		C 1 SAFE F B B 1 SAFE X 2-2 ② P4		X 0-0 ② F7		B F 1 SAFE 1 SAFE F S 1-3 ③ K		4	0	0	0	0	1	2
Aaron Boone, R (1, 5) OBP: 0.336, SLG: 0.363 Lou Merloni, R (8, 5)		C C S 0-3 ② K		C B B B B 4-1 1-2 BB		X 0-0 ③ G6-3				2 0	0 0	0 0	0 0	1 0	1 0	0 0
Inning Stats	R: 3 H: 3 E: 0 LOB: 1 K: 2 BB: 1 S: 15 P: 29	R: 0 H: 1 E: 0 LOB: 1 K: 1 BB: 0 S: 8 P: 10	R: 0 H: 0 E: 0 LOB: 0 K: 1 BB: 0 S: 7 P: 13	R: 0 H: 0 E: 0 LOB: 2 K: 1 BB: 2 S: 12 P: 26	R: 0 H: 0 E: 0 LOB: 2 K: 1 BB: 2 S: 9 P: 22	R: 0 H: 0 E: 0 LOB: 0 K: 0 BB: 1 S: 4 P: 15	R: 0 H: 0 E: 0 LOB: 0 K: 0 BB: 0 S: 8 P: 4	R: 1 H: 1 E: 0 LOB: 1 K: 2 BB: 1 S: 9 P: 19		1B: 2 SF: 0 2B: 1 SAC: 0 3B: 0 DP: 1 HR: 2 HBP: 0				WP: 0 PA: 35 PB: 0 SB: 1 CS: 0		

livebaseballscorecards.com

AB	28
R	4
H	5
RBI	4
BB	7
SO	8
LOB	12

PITCHER		IP	WLS	BF	H	R	ER	SO	BB	IBB	HBP	BLK	WP	HR	S	P	ERA	WHIP
57 Zach Duke, L ERA: 4.19	(1, 1)	7.0	L	30	4	3	3	6	6	0	0	0	0	1	63	119	3.86	1.429
34 John Grabow, L ERA: 5.6	(8, 1)	1.0		5	1	1	1	2	1	0	0	0	0	1	9	19	9.00	2.000

PITCHER	IP	WLS	BF	H	R	ER	SO	BB	IBB	HBP	BLK	WP	HR	S	P	ERA	WHIP

Batter	1	2	3	4	5	6	7	8	9	AB	R	H	RBI	BB	SO	LOB
13 Nate McLouth, L (1, 8) OBP: 0.314, SLG: 0.363	C C B F B B F X 3-2 HR		C X 0-1 ② G4-3	B B B C B 4-1 2 S 2 SF8 BB	B X 1-0 ③ G6-3			1 SAFE B X 1-0 ② ③ G4-6-3 1-2f		4	2	1	1	1	0	2
2 Jack Wilson, R (1, 6) OBP: 0.338, SLG: 0.457	B C B B X 2-1 ① G6-3		B X 1-0 12 BB HR 1B	B 1 SAFE B B C C X 3-2 ② SF8 1-H		X 0-0 ① P5			C B F B F F F B F 3-2 ① X F7	4	1	1	1	0	0	0
12 Freddy Sanchez, R (1, 5) OBP: 0.384, SLG: 0.557	B C B C X 2-2 G5-4-3 1B		B B B B 4-0 1-2 HR BB	B X 1-0 CI 1B 1B		C F B F X 1-2 ② G4-1			C F F X 0-2 ② P6	4	1	2	0	1	0	0
Jason Bay, R (1, 7) OBP: 0.420, SLG: 0.510	F X 0-1 ② ③ G5-4-3 1-2f		B C X 1-1 1-H 2-H HR	X 0-0 CI 1-2 1B		F C B S 1-3 ③ K			B B B C X 3-1 HR	5	2	3	4	0	1	1
Jeromy Burnitz, L (1, 9) OBP: 0.255, SLG: 0.381		F B B B X 3-1 41 1B G5-4-3 2B	X 0-0 1B	C B S F 1-2 CI 1-2 2-3			B B F X 2-1 ① G3-1		C B B B S X 3-2 ③ G3	4	1	2	0	0	0	0
41 Ryan Doumit, S (1, 10) OBP: 0.282, SLG: 0.471		X 0-0 G5-4-3 2-3 1B	X 0-0 ③ G6-3	X 0-0 ③ G3			C B S D S 2-3 ② K			4	0	1	0	0	1	4
Craig Wilson, R (1, 3) OBP: 0.350, SLG: 0.516	B F B X 2-1 ① ② G5-4-3 1-2f 3-H			B X 1-0 ① F9	B C F X 1-2 26 FC4-6 1B		F X 0-1 ③ G5-3			4	0	1	0	0	0	1
26 Ronny Paulino, R (1, 2) OBP: 0.326, SLG: 0.379	B X 1-0 ③ G6-3			C S X 0-2 HR 2B	C S X 0-2 ① FC4-6 G3-1 1-2f			B F F X 1-2 ① F8		4	1	1	0	0	0	1
Jose Castillo, R (1, 4) OBP: 0.342, SLG: 0.386			S B F X 1-2 ① L4	F B X 1-1 2-H HR	B X 1-0 ② G3-1 1-2			B X 1-0 13 G4-6-3 1B		4	1	2	2	0	0	1
Inning Stats	R: 1 H: 2 E: 0 LOB: 0 K: 0 BB: 0 S: 12 P: 19	R: 1 H: 2 E: 0 LOB: 0 K: 0 BB: 0 S: 6 P: 12	R: 3 H: 3 E: 0 LOB: 1 K: 0 BB: 1 S: 10 P: 17	R: 3 H: 4 E: 1 LOB: 3 K: 0 BB: 1 S: 16 P: 27	R: 0 H: 1 E: 0 LOB: 1 K: 0 BB: 0 S: 8 P: 11	R: 0 H: 0 E: 0 LOB: 0 K: 1 BB: 0 S: 8 P: 10	R: 0 H: 0 E: 0 LOB: 0 K: 1 BB: 0 S: 7 P: 11	R: 0 H: 1 E: 0 LOB: 0 K: 0 BB: 0 S: 5 P: 8	R: 1 H: 1 E: 0 LOB: 0 K: 0 BB: 0 S: 16 P: 25	1B: 8 SF: 1 2B: 2 SAC: 0 3B: 0 DP: 3 HR: 4 HBP: 0						

PITCHER		IP	WLS	BF	H	R	ER	SO	BB	IBB	HBP	BLK	WP	HR	S	P	ERA	WHIP
Jason Johnson, R ERA: 6.52	(1, 1)	3.2	L	21	10	8	8	0	2	0	0	0	0	3	39	69	19.64	3.273
55 Roberto Hernandez, R ERA: 6.53	(4, 1)	3.2		15	3	0	0	2	0	0	0	0	0	0	32	44	0.00	0.818
Scott Sauerbeck, L ERA: 3.86	(8, 1)	0.2		1	0	0	0	0	0	0	0	0	0	0	1	2	0.00	0.000
Guillermo Mota, R ERA: 5.6	(9, 1)	1.0		4	1	1	1	0	0	0	0	0	0	1	16	25	9.00	1.000

PITCHER	IP	WLS	BF	H	R	ER	SO	BB	IBB	HBP	BLK	WP	HR	S	P	ERA	WHIP

TOP

Pittsburgh Pirates @ Cleveland Indians

Jacobs Field, Cleveland, OH

Sat May 20 2006, 7:05 PM EDT

Att. 30,799 - Clear - 62 F

livebaseballscorecards.com

AB	37
R	9
H	14
RBI	8
BB	2
SO	2
LOB	10

WP: 0 PA: 41
PB: 0
SB: 2
CS: 0

BOTTOM

Pittsburgh Pirates @ Cleveland Indians

Jacobs Field, Cleveland, OH

Sat May 20 2006, 7:05 PM EDT

Att. 30,799 - Clear - 62 F

livebaseballscorecards.com

Batter	1	2	3	4	5	6	7	8	9	AB	R	H	RBI	BB	SO	LOB
24 Grady Sizemore, L (1, 8) OBP: 0.367, SLG: 0.519	BCBBFB 4-2 FC6-4 BB	CSBX 1-2 G3 2-3 3-H ②		SBX 1-1 2-H HR		BBBCCS 3-3 K ③			CSFBBFS 2-3 K ①	4	1	1	3	1	2	1
Casey Blake, R (1, 9) OBP: 0.440, SLG: 0.600	CFB1 SAFE X 1-2f 1-2 FC6-4 48 BB ①	CBFFBC 2-3 K ③		CFX 0-2 2 S 1B			BX 1-0 2 F8 41 1B 2B		CCS 0-3 K ②	5	1	2	0	0	2	2
2 Jhonny Peralta, R (1, 6) OBP: 0.330, SLG: 0.349	CSF1 SAFE BC 1-3 K ②	CSS 0-3 K ①		C1 SAFE SBFFBBX 3-2 F8 1-2 ③			CBBBFFFX 3-2 F8 2-3 ①		CCBS 1-3 K ③	5	0	0	0	0	3	3
48 Travis Hafner, L (1, 10) OBP: 0.435, SLG: 0.645	BCBBB 4-1 1-2 BB	BFFBX 2-2 G4-3 ②			X 0-0 F8 ①		BBX 2-0 L4 ②			3	0	0	0	1	0	1
41 Victor Martinez, S (1, 2) OBP: 0.372, SLG: 0.481	FBFBX 2-2 G3-1 ③		BBBX 3-0 F7 ③		CBCFBFBB 4-2 WP BB		X 0-0 FC6 3-H 1B			3	0	1	1	1	0	2
Ben Broussard, L (1, 3) OBP: 0.436, SLG: 0.594		X 0-0 1B 2B		BBBCB 4-1 FC4-6 E G6-3 BB	FSS 0-3 K ②		BBX 2-0 FC6 1-2f ③			3	2	1	0	1	1	2
Ronnie Belliard, R (1, 4) OBP: 0.317, SLG: 0.335		X 0-0 SH1-4 24 G3 BB 2-H 1B		CF1 SAFE FFX 0-2 FC5 FC4-6 1-2	FBBFX 2-2 G4-3 1-2 ③			CBFFX 1-2 G4-3 ①		4	1	1	1	0	0	2
Todd Hollandsworth, L (1, 7) OBP: 0.268, SLG: 0.450 Jason Michaels, R (6, PH) (7, 7) OBP: 0.333, SLG: 0.342	BC1 SAFE CBDFB 4-2 24 G3 SH1-4 1-2 BB			BX 1-0 FC4-6 24 HR G6-3 1-2f 2-3 ①		X 0-0 G5-4-3 1B		BCX 1-1 G5-3 ②		1 2	1 0	0 1	0 0	1 0	0 0	2 0
Lou Merloni, R (1, 5)	BX 1-0 SH1-4 1-2 2-3 ①			BCX 1-1 G6-3 1-2 3-H ②		CX 0-1 G5-4-3 1-2f ① ②		X 0-0 F9 ③		3	0	0	1	0	0	2
Inning Stats	R: 0 E: 0 K: 1 S: 13 H: 0 LOB: 2 BB: 2 P: 25	R: 2 E: 0 K: 1 S: 14 H: 2 LOB: 1 BB: 1 P: 22	R: 0 E: 0 K: 1 S: 7 H: 0 LOB: 0 BB: 0 P: 12	R: 3 E: 1 K: 0 S: 19 H: 2 LOB: 1 BB: 1 P: 29	R: 0 E: 0 K: 1 S: 11 H: 0 LOB: 1 BB: 1 P: 17	R: 0 E: 0 K: 1 S: 6 H: 1 LOB: 0 BB: 0 P: 9	R: 1 E: 0 K: 0 S: 9 H: 2 LOB: 1 BB: 0 P: 17	R: 0 E: 0 K: 0 S: 7 H: 0 LOB: 0 BB: 0 P: 9	R: 0 E: 0 K: 3 S: 11 H: 0 LOB: 0 BB: 0 P: 14	1B: 4 2B: 2 3B: 0 HR: 1	SF: 0 SAC: 1 DP: 1 HBP: 0						

	AB	33
	R	6
	H	7
	RBI	6
	BB	5
	SO	8
	LOB	17

WP: 1 PB: 0 SB: 1 CS: 0 PA: 39

PITCHER		IP	WLS	BF	H	R	ER	SO	BB	IBB	HBP	BLK	WP	HR	S	P	ERA	WHIP
45 Ian Snell, R ERA: 5.74	(1, 1)	5.0	W	25	4	5	2	4	5	0	0	0	1	1	64	105	3.60	1.800
Damaso Marte, L ERA: 2.7	(6, 1)	1.0	H	3	1	0	0	1	0	0	0	0	0	0	6	9	0.00	1.000
16 Salomon Torres, R ERA: 4.94	(7, 1)	1.0	H	5	2	1	1	0	0	0	0	0	0	0	9	17	9.00	2.000
Roberto Hernandez, R ERA: 1.96	(8, 1)	1.0	H	3	0	0	0	0	0	0	0	0	0	0	7	9	0.00	0.000
Michael Gonzalez, L ERA: 1.65	(9, 1)	1.0	S	3	0	0	0	3	0	0	0	0	0	0	11	14	0.00	0.000

PITCHER	IP	WLS	BF	H	R	ER	SO	BB	IBB	HBP	BLK	WP	HR	S	P	ERA	WHIP

Batter	1	2	3	4	5	6	7	8	9	10	AB	R	H	RBI	BB	SO	LOB
13 Nate McLouth, L (1, 8) OBP: 0.327, SLG: 0.385	P6		1B			1B		2B		K	5	1	3	0	0	1	0
2 Jack Wilson, R (1, 6) OBP: 0.333, SLG: 0.455	G5-3		K			F9		B2		2B	5	0	1	0	0	1	3
12 Freddy Sanchez, R (1, 5) OBP: 0.385, SLG: 0.558	1B		P3			2B		F9		G6-3	5	1	2	1	0	0	3
Jason Bay, R (1, 7) OBP: 0.417, SLG: 0.500	F9			HBP		G1-3		K			3	0	0	0	0	1	3
Jeromy Burnitz, L (1, 9) OBP: 0.260, SLG: 0.384		F8		P2		1B			FC3-5 1B		4	0	2	1	0	0	1
41 Ryan Doumit, S (1, 10) OBP: 0.286, SLG: 0.459 37 Yurendell Decaster, R (9, PR) (9, 10)		1B		G3-6-1		P4			SH FC3-5		3 0	0 0	1 0	0 0	0 0	0 0	2 0
Craig Wilson, R (1, 3) OBP: 0.343, SLG: 0.504 José Hernández, R (9, PH) OBP: 0.200, SLG: 0.213 (9, 3)		F9			E5 G1-6-3		F8		FC3-5 G6-4-3		3 1	0 0	0 0	0 0	0 0	0 0	1 2
Jose Castillo, R (1, 4) OBP: 0.333, SLG: 0.375		F9			G1-6-3		P6		G6-4-3		4	0	0	0	0	0	4
11 Humberto Cota, R (1, 2) OBP: 0.281, SLG: 0.245			K		K		K			P6	4	0	0	0	0	3	0
Inning Stats	R: 0 H: 1 E: 0 LOB: 1 K: 0 BB: 0 S: 10 P: 16	R: 0 H: 1 E: 0 LOB: 1 K: 0 BB: 0 S: 11 P: 17	R: 0 H: 1 E: 0 LOB: 1 K: 2 BB: 0 S: 13 P: 15	R: 0 H: 0 E: 0 LOB: 0 K: 0 BB: 0 S: 8 P: 11	R: 0 H: 0 E: 1 LOB: 0 K: 1 BB: 0 S: 10 P: 11	R: 2 H: 3 E: 0 LOB: 1 K: 0 BB: 0 S: 14 P: 16	R: 0 H: 0 E: 0 LOB: 0 K: 1 BB: 0 S: 7 P: 8	R: 0 H: 1 E: 0 LOB: 1 K: 1 BB: 0 S: 9 P: 11	R: 0 H: 1 E: 0 LOB: 2 K: 0 BB: 0 S: 7 P: 9	R: 0 H: 1 E: 0 LOB: 1 K: 1 BB: 0 S: 9 P: 14	1B: 6 SF: 0 2B: 3 SAC: 1 3B: 0 DP: 3 HR: 0 HBP: 1						

PITCHER		IP	WLS	BF	H	R	ER	SO	BB	IBB	HBP	BLK	WP	HR	S	P	ERA	WHIP
Paul Byrd, R ERA: 5.92	(1, 1)	7.0		27	6	2	2	4	0	0	1	0	0	0	73	94	2.57	0.857
63 Rafael Betancourt, R ERA: 4.5	(8, 1)	1.0		4	1	0	0	1	0	0	0	0	0	0	9	11	0.00	1.000
Bob Wickman, R ERA: 2.77	(9, 1)	2.0	W	8	2	0	0	1	0	0	0	0	0	0	16	23	0.00	1.000

PITCHER	IP	WLS	BF	H	R	ER	SO	BB	IBB	HBP	BLK	WP	HR	S	P	ERA	WHIP

TOP

Pittsburgh Pirates @ Cleveland Indians

Jacobs Field, Cleveland, OH

Sun May 21 2006, 1:05 PM EDT

Att. 31,589 - Sunny - 54 F

livebaseballscorecards.com

AB	37
R	2
H	9
RBI	2
BB	0
SO	6
LOB	19

1B: 6	SF: 0	WP: 0	PA: 39
2B: 3	SAC: 1	PB: 0	
3B: 0	DP: 3	SB: 1	
HR: 0	HBP: 1	CS: 0	

Batter	1	2	3	4	5	6	7	8	9	10	AB	R	H	RBI	BB	SO	LOB
24 Grady Sizemore, L (1, 8) OBP: 0.362, SLG: 0.508	B B C B C C 3-3 ① K		B C S B F S 2-3 ① K		F X 0-1 ① F7		F B B F F F C 2-3 ② K		B F B F B S 3-3 ① K	B S D B C X 3-2 2-3 3-H 1B	6	0	1	1	0	4	0
Jason Michaels, R (1, 7) OBP: 0.335, SLG: 0.350	C B X 1-1 41 2B 2B		C F F F S 0-3 ② K		F C B B B X 3-2 ② P4		F C B F F F X 1-2 2 2B 1B		C B S F D F F F S 2-3 ② K		5	2	2	0	0	2	0
2 Jhonny Peralta, R (1, 6) OBP: 0.342, SLG: 0.369	C H 1-1 41 2B HBP		B S C F F B F F F 3-2 B X 2B		B X 1-0 ③ P6		X 0-0 1-H 2B		B F X 1-1 48 BB 1B		4	0	3	1	0	0	0
48 Travis Hafner, L (1, 10) OBP: 0.435, SLG: 0.632	B S C S 1-3 ② K		B C F F S 1-3 ③ K			B X 1-0 ① G3	B B S F D D 4-2 BB		B B B B 4-0 1-2 BB		3	0	0	0	2	2	3
41 Victor Martinez, S (1, 2) OBP: 0.379, SLG: 0.484	B B C B X 3-1 1-3 2-H 2B			C B B B S B 4-2 FC4 BB		B B B C B 4-1 2B BB	C F X 0-2 ③ G3-1		B C D F X 2-2 ③ G3		3	0	1	1	2	0	4
Eduardo Perez, R (1, 3) OBP: 0.375, SLG: 0.677 Ben Broussard, L (8, PH) OBP: 0.429, SLG: 0.583 (9, 3)	B X 1-0 ③ G1-3			B X 1-0 ① FC4 FC4-6 1-2f		C B X 1-1 1-3 2B		C B F F B C 2-3 ① K		B X 1-0 ① F8	3	0	1	0	0	0	3
											2	0	0	0	0	1	0
Casey Blake, R (1, 9) OBP: 0.439, SLG: 0.597		C X 0-1 ① G6-3		C B B B X 3-1 ② FC4-6 E 1-2f		I I I I 4-0 G6-4-3 IBB	X 0-0 2B			F E B B X 2-2 ② P6	4	0	1	0	1	0	1
Aaron Boone, R (1, 5) OBP: 0.338, SLG: 0.360		C F B B S 2-3 ② K		1 SAFE C B H 2-1 FC6-4 1-2 HBP		X 0-0 ② ③ G6-4-3 1-2f	C B F X 1-2 ② F8			B C B C F F X 2-2 2B 24 1B 1B	4	1	1	0	0	1	4
Lou Merloni, R (1, 4) Ronnie Belliard, R (8, 4) OBP: 0.320, SLG: 0.344		C C F C 0-3 ③ K		X 0-0 ③ FC6-4 1-2f			B C B F F S 2-3 ① K	X 0-0 ③ L5		X 0-0 24 1B 1-3 2B	3	0	0	0	0	2	2
											2	0	1	0	0	0	1
Inning Stats	R: 1 H: 2 E: 0 LOB: 2 K: 2 BB: 0 S: 12 P: 22	R: 0 H: 0 E: 0 LOB: 0 K: 2 BB: 0 S: 9 P: 11	R: 0 H: 1 E: 0 LOB: 1 K: 3 BB: 0 S: 21 P: 27	R: 0 H: 0 E: 1 LOB: 2 K: 0 BB: 1 S: 7 P: 17	R: 0 H: 0 E: 0 LOB: 0 K: 0 BB: 0 S: 6 P: 10	R: 0 H: 1 E: 0 LOB: 2 K: 0 BB: 2 S: 5 P: 15	R: 1 H: 2 E: 0 LOB: 2 K: 2 BB: 1 S: 21 P: 30	R: 0 H: 1 E: 0 LOB: 1 K: 1 BB: 0 S: 9 P: 12	R: 0 H: 1 E: 0 LOB: 2 K: 2 BB: 1 S: 15 P: 27	R: 1 H: 3 E: 0 LOB: 2 K: 0 BB: 0 S: 13 P: 21	1B: 4 SF: 0 2B: 7 SAC: 0 3B: 0 DP: 1 HR: 0 HBP: 2						

PITCHER		IP	WLS	BF	H	R	ER	SO	BB	IBB	HBP	BLK	WP	HR	S	P	ERA	WHIP
28 Paul Maholm, L ERA: 4.33	(1, 1)	5.1		25	4	1	1	7	2	1	2	0	0	0	59	101	1.69	1.125
55 Matt Capps, R ERA: 4.84	(6, 1)	1.1	B	5	2	1	1	2	0	0	0	0	0	0	17	22	6.75	1.500
34 John Grabow, L ERA: 5.6	(7, 1)	0.0		1	0	0	0	0	1	0	0	0	0	0	2	6	∞	∞
16 Salomon Torres, R ERA: 4.71	(7, 1)	1.1		5	1	0	0	1	0	0	0	0	0	0	12	15	0.00	0.750
Roberto Hernandez, R ERA: 1.86	(9, 1)	1.0		5	1	0	0	2	1	0	0	0	0	0	15	27	0.00	2.000

PITCHER		IP	WLS	BF	H	R	ER	SO	BB	IBB	HBP	BLK	WP	HR	S	P	ERA	WHIP
Michael Gonzalez, L ERA: 2.12	(10, 1)	0.2	L	5	3	1	1	0	0	0	0	0	0	0	13	21	13.50	4.500

BOTTOM

Pittsburgh Pirates @ Cleveland Indians

Jacobs Field, Cleveland, OH

Sun May 21 2006, 1:05 PM EDT

Att. 31,589 - Sunny - 54 F

livebaseballscorecards.com

AB	39
R	3
H	11
RBI	3
BB	5
SO	12
LOB	18

1B: 4	SF: 0	WP: 0	PA: 46
2B: 7	SAC: 0	PB: 0	
3B: 0	DP: 1	SB: 0	
HR: 0	HBP: 2	CS: 0	

Batter	1	2	3	4	5	6	7	8	9	AB	R	H	RBI	BB	SO	LOB
13 Nate McLouth, L (1, 8) OBP: 0.321, SLG: 0.386	C B C B B X 3-2 ① F8		X 0-0 12 P4-6 2B		B C X 1-1 ③ F8			B B C B X 3-1 ① G4-3	B X 1-0 ③ F7	5	0	1	0	0	0	2
2 Jack Wilson, R (1, 6) OBP: 0.331, SLG: 0.449	C B C B F X 2-2 ② G4-3		F B F B F S 2-3 ① K			X 0-0 12 G4-6-3 1B		B F X 1-1 ② F7		4	0	1	0	0	1	1
12 Freddy Sanchez, R (1, 5) OBP: 0.373, SLG: 0.540	C B X 1-1 ③ P5		B X 1-0 ② ③ P4-6 2-2f			B 1 SAFE C S X 1-2 ① ② G4-6-3 1-2f		B F X 1-1 ③ F8		4	0	0	0	0	0	2
Jason Bay, R (1, 7) OBP: 0.418, SLG: 0.519		X 0-0 HR		B C F S 1-3 ① K		B C S S 1-3 ③ K			C F X 0-2 BB 1B 1B 1B	4	2	2	1	0	2	0
Jeromy Burnitz, L (1, 9) OBP: 0.272, SLG: 0.389		C S B B X 2-2 ① P6		F X 0-1 26 FC6-4 1B			C B B B F B 4-2 26 CS BB		B X 1-0 BB 1-2 1B 1B	3	1	2	0	1	0	0
Craig Wilson, R (1, 3) OBP: 0.340, SLG: 0.492		F B C C C 1-3 ② K		1 SAFE B B C F S 2-3 ② K			C 1 SAFE F B S 1-3 ① K		B T C B F B B 4-2 1B 1-2 2-3 BB	3	0	0	0	1	3	2
26 Ronny Paulino, R (1, 2) OBP: 0.333, SLG: 0.371		B C C B F B F B B 4-2 2B BB		B C X 1-1 ③ FC6-4 1-2f			B F B 1 SAFE 1 B C F B 4-2 ② 1B 1-2 BB		C C X 0-2 ① P3	2	0	0	0	2	0	4
Jose Castillo, R (1, 4) OBP: 0.344, SLG: 0.392		S S B X 1-2 1-3 2B			S F B S 1-3 ① K		F S B B X 2-2 1-2 1B		F X 0-1 1-2 2-H 3-H 1B	4	0	3	2	0	1	0
Oliver Pérez, L (1, 1) OBP: 0.167, SLG: 0.167 41 Ryan Doumit, S (7, PH) OBP: 0.279, SLG: 0.447 Damaso Marte, L (7, 1) 16 Salomon Torres, R (8, 1) José Hernández, R (9, PH) OBP: 0.196, SLG: 0.208		S S F S 0-3 ③ K			S S S 0-3 ② K		C F B X 1-2 ③ P3		C F S 0-3 ② K	2 1 0 0 1	0 0 0 0 0	0 0 0 0 0	0 0 0 0 0	0 0 0 0 0	2 0 0 0 1	2 2 0 0 2
Inning Stats	R: 0 E: 0 K: 0 S: 9 H: 0 LOB: 0 BB: 0 P: 15	R: 1 E: 0 K: 2 S: 18 H: 2 LOB: 2 BB: 1 P: 26	R: 0 E: 0 K: 1 S: 6 H: 1 LOB: 0 BB: 0 P: 9	R: 0 E: 0 K: 2 S: 10 H: 1 LOB: 1 BB: 0 P: 14	R: 0 E: 0 K: 2 S: 8 H: 0 LOB: 0 BB: 0 P: 10	R: 0 E: 0 K: 1 S: 7 H: 1 LOB: 0 BB: 0 P: 9	R: 0 E: 0 K: 1 S: 14 H: 1 LOB: 2 BB: 2 P: 26	R: 0 E: 0 K: 0 S: 6 H: 0 LOB: 0 BB: 0 P: 11	R: 2 E: 0 K: 1 S: 16 H: 3 LOB: 2 BB: 1 P: 22	1B: 6 2B: 3 3B: 0 HR: 1	SF: 0 SAC: 0 DP: 2 HBP: 0						

PITCHER		IP	WLS	BF	H	R	ER	SO	BB	IBB	HBP	BLK	WP	HR	S	P	ERA	WHIP
Orlando Hernandez, R ERA: 6.11	(1, 1)	7.0		27	6	1	1	9	3	0	0	0	0	1	72	109	1.29	1.286
28 Brandon Medders, R ERA: 2.81	(8, 1)	1.0	W	3	0	0	0	0	0	0	0	0	0	0	6	11	0.00	0.000
Jose Valverde, R ERA: 3.44	(9, 1)	1.0	S	7	3	2	2	1	1	0	0	0	0	0	16	22	18.00	4.000

PITCHER	IP	WLS	BF	H	R	ER	SO	BB	IBB	HBP	BLK	WP	HR	S	P	ERA	WHIP

TOP

Pittsburgh Pirates @ Arizona Diamondbacks

Chase Field, Phoenix, AZ

Mon May 22 2006, 6:40 PM MST

Att. 18,129 - Clear - 78 F

livebaseballscorecards.com

AB	33
R	3
H	9
RBI	3
BB	4
SO	10
LOB	17

BOTTOM

Pittsburgh Pirates @ Arizona Diamondbacks

Chase Field, Phoenix, AZ

Mon May 22 2006, 6:40 PM MST

Att. 18,129 - Clear - 78 F

livebaseballscorecards.com

Batter	1	2	3	4	5	6	7	8	9	AB	R	H	RBI	BB	SO	LOB
Craig Counsell, L (1, 6) OBP: 0.387, SLG: 0.404	C B X 1-1 2B 1B	C S S 0-3 ③ K			B F B C T 2-2 ① K		X 0-0 ① SH5-4 1-2	C F X 0-2 E1 1-H 3-H 1B		4	0	2	1	0	2	1
22 Eric Byrnes, R (1, 8) OBP: 0.380, SLG: 0.571	1 SAFE X 0-0 ① F8	C F F X 0-2 ① F7			F B F B B X 3-2 2B		B F B F X 2-2 ② G6-3 2-3	C X 0-1 ③ G5-3		5	0	1	0	0	0	3
Luis Gonzalez, L (1, 7) OBP: 0.387, SLG: 0.491	C X 0-1 1-3 2B	B C X 1-1 ② P5			B F B C F B T 3-2 ② K		X 0-0 3-H 1B			4	0	2	1	0	1	1
34 Conor Jackson, R (1, 3) OBP: 0.372, SLG: 0.472 Jose Valverde, R (9, 1)	C F B B H 3-2 HBP	B C B C B B 4-2 BB			B S X 1-1 ③ F9		B C X 1-1 ③ G4-3			2 0	0 0	0 0	0 0	1 0	0 0	2 0
Shawn Green, L (1, 9) OBP: 0.374, SLG: 0.436	S B S X 1-2 ② P4	B B X 2-0 ③ G3				F X 0-1 ① G4-3		B F B B F F B 4-2 SH1-4 1 SF 1B BB		3	1	0	0	1	0	4
Damion Easley, R (1, 5) OBP: 0.367, SLG: 0.429	B X 1-0 ③ F8			B X 1-0 ① F9		B B B B B 4-1 F8 BLK BB		B B C C X 2-2 1 SF SH1-4 1-2 1B 1B		3	1	1	0	1	0	3
Johnny Estrada, S (1, 2) OBP: 0.336, SLG: 0.483		B B C X 2-1 ① G5-3		C X 0-1 ② P6		F F F X 0-2 ② F8 1-3		X 0-0 ① SH1-4 1-2 2-3		3	0	0	0	0	0	1
1 Orlando Hudson, S (1, 4) OBP: 0.308, SLG: 0.296		B B B B C F B 4-2 SH2-4 BB		B B F C F X 2-2 1B		C F F S 0-3 ③ K		B S S S X 1-2 SF 1B E 2-3 3-H		2	1	1	1	1	1	1
Orlando Hernandez, R (1, 1) OBP: 0.333, SLG: 0.364 Andy Green, R (7, PH) OBP: 0.342, SLG: 0.364 28 Brandon Medders, R (8, 1) Tony Clark, S (8, PH) OBP: 0.310, SLG: 0.390 (9, 3)	X 0-0 ② SH2-4 1-2			S S B X 1-2 ③ G5-3			B B C F B B 4-2 22 G6-3 SH5-4 1B BB	B S C B C 2-3 ② K		1 0 0 1	0 1 0 0	0 0 0 0	0 0 0 0	0 1 0 0	0 0 0 1	1 0 0 2
Inning Stats	R: 0 H: 2 E: 0 LOB: 3 K: 0 BB: 0 S: 11 P: 17	R: 0 H: 0 E: 0 LOB: 1 K: 1 BB: 1 S: 8 P: 14	R: 0 H: 0 E: 0 LOB: 1 K: 0 BB: 1 S: 9 P: 16	R: 0 H: 1 E: 0 LOB: 1 K: 0 BB: 0 S: 10 P: 14	R: 0 H: 1 E: 0 LOB: 1 K: 2 BB: 0 S: 12 P: 21	R: 0 H: 0 E: 0 LOB: 1 K: 1 BB: 1 S: 11 P: 15	R: 1 H: 1 E: 0 LOB: 1 K: 0 BB: 1 S: 9 P: 16	R: 3 H: 2 E: 2 LOB: 1 K: 1 BB: 1 S: 18 P: 27		1B: 5 SF: 1 2B: 2 SAC: 3 3B: 0 DP: 0 HR: 0 HBP: 1				WP: 0 PA: 38 PB: 0 SB: 0 CS: 0		

	AB	28
	R	4
	H	7
	RBI	3
	BB	5
	SO	5
	LOB	19

PITCHER		IP	WLS	BF	H	R	ER	SO	BB	IBB	HBP	BLK	WP	HR	S	P	ERA	WHIP
Oliver Pérez, L ERA: 6.04	(1, 1)	6.0		26	4	0	0	4	3	0	1	1	0	0	61	97	0.00	1.167
Damaso Marte, L ERA: 3.6	(7, 1)	1.2	L	11	3	4	2	1	2	0	0	0	0	0	25	41	10.80	3.000
16 Salomon Torres, R ERA: 4.66	(8, 1)	0.1		1	0	0	0	0	0	0	0	0	0	0	2	2	0.00	0.000

PITCHER		IP	WLS	BF	H	R	ER	SO	BB	IBB	HBP	BLK	WP	HR	S	P	ERA	WHIP

Batter	1	2	3	4	5	6	7	8	9	AB	R	H	RBI	BB	SO	LOB
13 Nate McLouth, L (1, 8) OBP: 0.325, SLG: 0.396	C B X 1-1 2 SH3 12 G6-3 2B		C B B X 2-1 ② G6-3		C B B X 2-1 ② G6-3		B C X 1-1 ② FC4-6 2 1B 1-2f		B F B B F X 3-2 2 FC6 1B	5	1	2	0	0	0	1
2 Jack Wilson, R (1, 6) OBP: 0.336, SLG: 0.446	B L X 1-1 ① SH3 2-3		B B F B C F F F 4-2 B 12 BLK BB		F F X 0-2 ③ F9		C C F X 0-2 1-3 1B		B C B X 2-1 ③ FC6 1-2f	3	0	1	0	1	0	1
12 Freddy Sanchez, R (1, 5) OBP: 0.377, SLG: 0.535	X 0-0 ② G6-3 3-H		F 1 F B D B F B SAFE 4-2 1-2 BB			X 0-0 1B 1B	B X 1-0 ③ F8			3	0	1	1	1	0	2
Jason Bay, R (1, 7) OBP: 0.425, SLG: 0.563	B X 1-0 HR		C F F T 0-2 ③ K			C B X 1-1 1-2 1B		C X 0-1 HR		4	2	3	2	0	1	2
Jeromy Burnitz, L (1, 9) OBP: 0.266, SLG: 0.380	S B B B F X 3-2 ③ F8			C C B S 1-3 ① K		S B B S X 2-1 ① P5		B B S S B S 3-3 ① K		4	0	0	0	0	2	2
41 Ryan Doumit, S (1, 3) OBP: 0.255, SLG: 0.405		F B F B S 2-3 ① K		C B B X 2-1 ② F8		F B S B B X 3-2 ② F7		B F X 1-1 ② G4-3		4	0	0	0	0	1	2
Jose Castillo, R (1, 4) OBP: 0.341, SLG: 0.388		C B B X 2-1 ② G5-3		T B C X 1-2 1B		B F X 1-1 ③ P4		X 0-0 ③ G6-3		4	0	1	0	0	0	2
26 Ronny Paulino, R (1, 2) OBP: 0.340, SLG: 0.370		B C B S F S 2-3 ③ K		B F C B B X 3-2 ③ G6-3			S B B B C B B 4-2 13 FC4-6 BB		X 0-0 G6-4-3 1B	3	0	1	0	1	1	1
Victor Santos, R (1, 1) OBP: 0.118, SLG: 0.118			C C C 0-3 ① K		C S B F X 1-2 ① G1-6-3		B F F C 1-3 ① K		C D T X 1-2 ①② G6-4-3 1-2f	2	0	0	0	0	1	0
Mike Edwards, R (7, PH) OBP: 0.222, SLG: 0.222										1	0	0	0	0	1	1
34 John Grabow, L (7, 1)										0	0	0	0	0	0	0
55 Matt Capps, R (8, 1)										0	0	0	0	0	0	0
Craig Wilson, R (9, PH) OBP: 0.338, SLG: 0.489										1	0	0	0	0	0	1
Inning Stats	R: 2 E: 0 K: 0 S: 9 H: 2 LOB: 0 BB: 0 P: 15	R: 0 E: 0 K: 2 S: 9 H: 0 LOB: 0 BB: 0 P: 15	R: 0 E: 0 K: 2 S: 18 H: 0 LOB: 2 BB: 2 P: 28	R: 0 E: 0 K: 1 S: 11 H: 1 LOB: 1 BB: 0 P: 18	R: 0 E: 0 K: 0 S: 9 H: 0 LOB: 0 BB: 0 P: 12	R: 0 E: 0 K: 0 S: 10 H: 2 LOB: 2 BB: 0 P: 17	R: 0 E: 0 K: 1 S: 12 H: 1 LOB: 2 BB: 1 P: 19	R: 1 E: 0 K: 1 S: 8 H: 1 LOB: 0 BB: 0 P: 12	R: 0 E: 0 K: 0 S: 9 H: 2 LOB: 1 BB: 0 P: 15	1B: 6 2B: 1 3B: 0 HR: 2 SF: 0 SAC: 1 DP: 1 HBP: 0						

TOP

Pittsburgh Pirates @ Arizona Diamondbacks

Chase Field, Phoenix, AZ

Tue May 23 2006, 6:40 PM MST

Att. 20,017 - Clear - 76 F

livebaseballscorecards.com

AB	34
R	3
H	9
RBI	3
BB	3
SO	7
LOB	15

PITCHER		IP	WLS	BF	H	R	ER	SO	BB	IBB	HBP	BLK	WP	HR	S	P	ERA	WHIP
Claudio Vargas, R ERA: 4.93	(1, 1)	6.0	W	25	5	2	2	5	2	0	0	1	0	1	66	105	3.00	1.167
Luis Vizcaino, R ERA: 3.22	(7, 1)	1.0	H	5	1	0	0	1	1	0	0	0	0	0	12	19	0.00	2.000
Brandon Lyon, R ERA: 3.66	(8, 1)	1.0	H	4	1	1	1	1	0	0	0	0	0	1	8	12	9.00	1.000
28 Brandon Medders, R ERA: 2.65	(9, 1)	1.0		4	2	0	0	0	0	0	0	0	0	0	9	15	0.00	2.000

PITCHER	IP	WLS	BF	H	R	ER	SO	BB	IBB	HBP	BLK	WP	HR	S	P	ERA	WHIP

BOTTOM

Pittsburgh Pirates @ Arizona Diamondbacks

Chase Field, Phoenix, AZ

Tue May 23 2006, 6:40 PM MST

Att. 20,017 - Clear - 76 F

livebaseballscorecards.com

Batter	1	2	3	4	5	6	7	8	9	AB	R	H	RBI	BB	SO	LOB
Craig Counsell, L (1, 6) OBP: 0.387, SLG: 0.407	B F B B C X 3-2 ① F7		B X 1-0 1B 1B		X 0-0 ① F9		C B B F X 2-2 ① F8	B F X 1-1 E6 22 E 1-3 2-H 1B		5	0	2	0	0	0	0
22 Eric Byrnes, R (1, 8) OBP: 0.373, SLG: 0.557	B F F B X 2-2 ② F7		B 1 SAFE 1 SAFE X 1-0 ② L6		B X 1-0 ② G5-3		B S B X 2-1 34 FC5 HBP 1B	F F B S 1-3 ③ K 1-3 3-H		5	0	1	0	0	1	2
Chad Tracy, L (1, 5) OBP: 0.366, SLG: 0.534	C C B B B X 3-2 2B		B B X 2-0 1-2 1B		B F B C B F F F B 4-2 E 34 HR BB		1 SAFE S C 1 SAFE B B F 1 SAFE C 2-3 ② K			3	1	2	0	1	1	1
Luis Gonzalez, L (1, 7) OBP: 0.385, SLG: 0.482	C S D C 1-3 ③ K		X 0-0 ③ F8		X 0-0 E3 34 HR 1-3		B B F B H 4-1 34 FC5 HBP 1-2			3	1	0	0	0	1	4
34 Conor Jackson, R (1, 3) OBP: 0.383, SLG: 0.500		B X 1-0 30 G4-3 WP 1B		B B B C B 4-1 HR BB	B B X 2-0 1-H 3-H HR		C C X 0-2 ③ FC5 1-2 2-3f			3	2	2	3	1	0	2
Johnny Estrada, S (1, 2) OBP: 0.341, SLG: 0.508		C B F S 1-3 ① K 1-2	F B 1 SAFE B B F F X 3-2 1-H HR		X 0-0 ③ G4-3			X 0-0 1B 1B E 1B		4	2	2	2	0	1	1
30 Jeff DaVanon, S (1, 9) OBP: 0.360, SLG: 0.443		B B 2 SAFE X 2-0 ② G4-3 2-3	X 0-0 ① G6-3			F S B S 1-3 ① K		B B X 2-0 ① P4		4	0	0	0	0	1	2
1 Orlando Hudson, S (1, 4) OBP: 0.301, SLG: 0.288		C B X 1-1 ③ G6-3		B B X 2-0 ② G4-3		B X 1-0 ② P6		F B B B S B X 3-2 ② F7		4	0	0	0	0	0	2
Claudio Vargas, R (1, 1) OBP: 0.077, SLG: 0.077 Andy Green, R (6, PH) OBP: 0.333, SLG: 0.353 Luis Vizcaino, R (7, 1) Brandon Lyon, R (8, 1) Damion Easley, R (8, PH) OBP: 0.375, SLG: 0.438 28 Brandon Medders, R (9, 1)			X 0-0 ① F9	C F S 0-3 ③ K		B F C T 1-2 ③ K		B X 1-0 E 22 WP 1-2 1B		2 1 0 0 1 0	0 0 0 0 1 0	0 0 0 0 1 0	0 0 0 0 0 0	1 0 0 0 0 0	0 0 0 0 0 0	0 0 0 0 0 0
Inning Stats	R: 0 E: 0 K: 1 S: 12 H: 1 LOB: 1 BB: 0 P: 21	R: 0 E: 0 K: 1 S: 7 H: 1 LOB: 1 BB: 0 P: 12	R: 0 E: 0 K: 0 S: 5 H: 2 LOB: 2 BB: 0 P: 9	R: 2 E: 0 K: 1 S: 10 H: 1 LOB: 0 BB: 1 P: 19	R: 3 E: 1 K: 0 S: 10 H: 1 LOB: 0 BB: 1 P: 17	R: 0 E: 0 K: 2 S: 7 H: 0 LOB: 0 BB: 0 P: 10	R: 0 E: 0 K: 1 S: 13 H: 1 LOB: 2 BB: 0 P: 23	R: 2 E: 1 K: 1 S: 11 H: 3 LOB: 1 BB: 0 P: 19		1B: 7 2B: 1 3B: 0 HR: 2	SF: 0 SAC: 0 DP: 0 HBP: 1					

	AB	35
	R	7
	H	10
	RBI	5
	BB	2
	SO	7
	LOB	14

WP: 2 PB: 0 SB: 0 CS: 0 PA: 38

PITCHER		IP	WLS	BF	H	R	ER	SO	BB	IBB	HBP	BLK	WP	HR	S	P	ERA	WHIP
Victor Santos, R ERA: 5.4	(1, 1)	6.0	L	27	6	5	2	5	2	0	0	0	1	2	51	88	3.00	1.333
34 John Grabow, L ERA: 5.59	(7, 1)	1.2		10	4	2	1	1	0	0	1	0	0	0	21	38	5.40	2.400
55 Matt Capps, R ERA: 4.76	(8, 1)	0.1		1	0	0	0	1	0	0	0	0	1	0	3	4	0.00	0.000

PITCHER		IP	WLS	BF	H	R	ER	SO	BB	IBB	HBP	BLK	WP	HR	S	P	ERA	WHIP

Pittsburgh Pirates @ Arizona Diamondbacks

Chase Field, Phoenix, AZ

Wed May 24 2006, 3:40 PM MST

Att. 18,411 - Roof Closed - 80 F

livebaseballscorecards.com

TOP

Batter	1	2	3	4	5	6	7	8	9	AB	R	H	RBI	BB	SO	LOB
13 Nate McLouth, L (1, 8) OBP: 0.328, SLG: 0.385	C S B X 1-2 F7		L X 0-1 F8		B S B B B 4-1 2 1B BB		C B B X 2-1 L4		C B B B C F B B 4-2 12 1B SF7 BB	3	1	0	0	2	0	1
2 Jack Wilson, R (1, 6) OBP: 0.338, SLG: 0.444	C X 0-1 1B		B X 1-0 G1-6-3 1-2f		B B C F B F X 3-2 12 FC6-4 1-3 2-H 1B		C X 0-1 G1-3		B C F S 1-3 K	5	0	2	1	0	1	3
12 Freddy Sanchez, R (1, 5) OBP: 0.378, SLG: 0.530	C B 1 SAFE X 1-1 F8			C X 0-1 F9	B X 1-0 FC6-4 1-2f			F B F X 1-2 HR 1B	B B C X 1-3 2-H 2-1 1B	5	1	2	1	0	0	3
Jason Bay, R (1, 7) OBP: 0.424, SLG: 0.579	B F B X 2-1 G5-3			B F C F F F F X 1-2 F8		B B B C F F X 3-2 G6-4-3 E 1B 1B		C F B F X 1-2 1-H HR	B B S F F X 2-2 3-H SF7	4	2	2	3	0	0	1
Craig Wilson, R (1, 3) OBP: 0.353, SLG: 0.522		X 0-0 HR		B X 1-0 1B		F X 0-1 G6-4-3 1-2 1B		B X 1-0 1B	S B X 1-1 F7	5	1	4	1	0	0	1
José Bautista, R (1, 9) OBP: 0.385, SLG: 0.425		C C X 0-2 G4-3		T B C X 1-2 G5-3		C S F B B X 2-2 G6-4-3 1-2f 2-3		B S B X 2-1 F9		4	0	0	0	0	0	4
Jose Castillo, R (1, 4) OBP: 0.333, SLG: 0.378		B C X 1-1 G6-3		X 0-0 F7		B B C S F B X 3-2 E5 3-H		C X 0-1 P6		4	0	0	0	0	0	1
26 Ronny Paulino, R (1, 2) OBP: 0.337, SLG: 0.365		F S X 0-2 G4-3		B C F B F B X 3-2 57 G5-3 2 1B 1B		1 S B F 1 SAFE 1 SAFE S 1-3 K		C B F F D B X 3-2 G5-3		4	1	1	0	0	1	2
57 Zach Duke, L (1, 1) Mike Edwards, R (7, PH) OBP: 0.200, SLG: 0.200 16 Salomon Torres, R (7, 1) Ryan Vogelsong, R (8, 1) OBP: 0.500, SLG: 0.500 41 Ryan Doumit, S (9, PH) OBP: 0.271, SLG: 0.442			C F B B F B B 4-2 2 G1-6-3 BB		1 SAFE B X 1-0 G5-3 1-2		B F F C 1-3 K		X 0-0 12 1B 2B	1 1 0 0 1	0 0 0 0 1	0 0 0 0 1	0 0 0 0 1	1 1 0 0 0	0 0 0 0 0	1 0 0 0 0
Inning Stats	R: 0 H: 1 E: 0 LOB: 1 K: 0 BB: 0 S: 9 P: 13	R: 1 H: 1 E: 0 LOB: 0 K: 0 BB: 0 S: 9 P: 10	R: 0 H: 0 E: 0 LOB: 0 K: 0 BB: 1 S: 6 P: 11	R: 0 H: 1 E: 0 LOB: 1 K: 0 BB: 0 S: 14 P: 17	R: 1 H: 2 E: 0 LOB: 2 K: 0 BB: 1 S: 12 P: 24	R: 1 H: 2 E: 1 LOB: 1 K: 1 BB: 0 S: 17 P: 26	R: 0 H: 0 E: 0 LOB: 0 K: 1 BB: 0 S: 7 P: 10	R: 2 H: 3 E: 0 LOB: 1 K: 0 BB: 0 S: 16 P: 24	R: 2 H: 2 E: 0 LOB: 1 K: 1 BB: 1 S: 15 P: 25	1B: 9 SF: 1 2B: 1 SAC: 0 3B: 0 DP: 2 HR: 2 HBP: 0						

AB	37
R	7
H	12
RBI	6
BB	3
SO	3
LOB	17

WP: 0 PA: 41
PB: 0
SB: 0
CS: 0

PITCHER		IP	WLS	BF	H	R	ER	SO	BB	IBB	HBP	BLK	WP	HR	S	P	ERA	WHIP
Miguel Batista, R ERA: 4.6	(1, 1)	6.0	W	26	7	3	2	1	2	0	0	0	0	1	67	101	3.00	1.500
Luis Vizcaino, R ERA: 3.09	(7, 1)	1.0	H	3	0	0	0	1	0	0	0	0	0	0	7	10	0.00	0.000
Jason Grimsley, R ERA: 4.61	(8, 1)	0.0		3	3	2	2	0	0	0	0	0	0	1	8	11	∞	∞
Brandon Lyon, R ERA: 3.48	(8, 1)	1.0	H	3	0	0	0	0	0	0	0	0	0	0	8	13	0.00	0.000
Jose Valverde, R ERA: 4.19	(9, 1)	1.0	S	6	2	2	2	1	1	0	0	0	0	0	15	25	18.00	3.000

PITCHER	IP	WLS	BF	H	R	ER	SO	BB	IBB	HBP	BLK	WP	HR	S	P	ERA	WHIP

Batter	1	2	3	4	5	6	7	8	9	AB	R	H	RBI	BB	SO	LOB
Craig Counsell, L (1, 6) OBP: 0.375, SLG: 0.390	L3		G3		G4-3		G4-3	P5		5	0	0	0	0	0	0
22 Eric Byrnes, R (1, 8) OBP: 0.381, SLG: 0.578	HR		K		F7		34 S 1B 2B 1B	FC6 BB		4	2	2	1	1	1	0
Chad Tracy, L (1, 5) OBP: 0.367, SLG: 0.531	G4-3		1B 34 E E 1B		K		34 S 1-2 2B 1B	FC6 1-2f		5	2	2	0	0	1	1
34 Conor Jackson, R (1, 3) OBP: 0.373, SLG: 0.485	K		FC6 E 1-2			F9	K 1-2 2-3			4	0	0	0	0	2	3
Shawn Green, L (1, 9) OBP: 0.389, SLG: 0.443		1 1B 19 WP G6-3 1B	E4 1-3 2-H 1B			1B 1 1B HBP	2B IBB			2	3	2	0	1	0	0
Andy Green, R (1, 7) OBP: 0.349, SLG: 0.395		G6-3 1-2	B2			1 1B 1-2 1B	1 1B 1-H 2-H 3-H 2B			4	0	2	3	0	0	3
1 Orlando Hudson, S (1, 4) OBP: 0.317, SLG: 0.306		19 WP 19 1B 2-3 1B		19 CS 1B		1-2 2-H 1B	2-3 1B			4	1	4	1	0	0	0
19 Chris Snyder, R (1, 2) OBP: 0.327, SLG: 0.432		G1-6-3 1-H 3-H 1B		G2-3 1-2		K	K			4	0	1	1	0	2	5
Miguel Batista, R (1, 1) OBP: 0.143, SLG: 0.143 30 Jeff DaVanon, S (6, PH) OBP: 0.356, SLG: 0.438 Luis Vizcaino, R (7, 1) Jason Grimsley, R (8, 1) Brandon Lyon, R (8, 1) Damion Easley, R (8, PH) OBP: 0.370, SLG: 0.431 Jose Valverde, R (9, 1)		G1-6-3 1-2f	G5-3			K	P4			2 1 0 0 0 1 0	0 0 0 0 0 0 0	0 0 0 0 0 0 0	0 0 0 0 0 0 0	0 1 0 0 0 0 0	0 2 0 0 0 0 0	1 5 0 0 0 0 0
Inning Stats	R: 1 H: 1 E: 0 LOB: 0 K: 1 BB: 0 S: 11 P: 16	R: 2 H: 3 E: 0 LOB: 0 K: 0 BB: 0 S: 13 P: 24	R: 1 H: 2 E: 2 LOB: 2 K: 1 BB: 0 S: 13 P: 18	R: 0 H: 1 E: 0 LOB: 0 K: 0 BB: 0 S: 7 P: 10	R: 0 H: 0 E: 0 LOB: 0 K: 1 BB: 0 S: 7 P: 9	R: 1 H: 2 E: 0 LOB: 2 K: 2 BB: 0 S: 12 P: 19	R: 3 H: 4 E: 0 LOB: 2 K: 2 BB: 1 S: 15 P: 28	R: 0 H: 0 E: 0 LOB: 1 K: 0 BB: 1 S: 8 P: 13		1B: 11 SF: 0 2B: 1 SAC: 0 3B: 0 DP: 1 HR: 1 HBP: 1						

PITCHER		IP	WLS	BF	H	R	ER	SO	BB	IBB	HBP	BLK	WP	HR	S	P	ERA	WHIP
57 Zach Duke, L ERA: 4.36	(1, 1)	6.0	L	27	9	5	4	5	0	0	1	0	1	1	63	96	6.00	1.500
16 Salomon Torres, R ERA: 5.4	(7, 1)	1.0		8	4	3	3	2	0	1	0	0	0	0	15	28	27.00	4.000
Ryan Vogelsong, R ERA: 4.91	(8, 1)	1.0		4	0	0	0	0	1	0	0	0	0	0	8	13	0.00	1.000

PITCHER	IP	WLS	BF	H	R	ER	SO	BB	IBB	HBP	BLK	WP	HR	S	P	ERA	WHIP

BOTTOM

Pittsburgh Pirates @ Arizona Diamondbacks

Chase Field, Phoenix, AZ

Wed May 24 2006, 3:40 PM MST
Att. 18,411 - Roof Closed - 80 F

livebaseballscorecards.com

AB	36
R	8
H	13
RBI	6
BB	2
SO	7
LOB	15

WP: 1 PA: 39
PB: 0
SB: 2
CS: 1

Batter	1	2	3	4	5	6	7	8	9	AB	R	H	RBI	BB	SO	LOB
Willy Taveras, R (1, 8) OBP: 0.333, SLG: 0.330	C B B C F B F D 4-2 CS BB		C B X 1-1 2 E 2 S WP 1B	B B X 2-0 1B		B C L F X 1-2 1B		C X 0-1 ③ G6-3		4	1	3	0	1	0	0
Craig Biggio, R (1, 4) OBP: 0.347, SLG: 0.459	C 1 SAFE B F C 1-3 ① ② 1-2		X 0-0 ① L7	C S X 0-2 ③ G4-3		S X 0-1 ③ L5			B B C B F C 3-3 ① K	5	0	0	0	0	2	4
2 Chris Burke, R (1, 7) OBP: 0.392, SLG: 0.523	C B X 1-1 ③ F9		1 SAFE F 1 SAFE D S 1 SAFE B F D 4-2 D WP HR 1-3 BB		X 0-0 ① F8		B C B F F X 2-2 ① G6-3		C X 0-1 ② F9	4	1	0	0	1	0	0
Morgan Ensberg, R (1, 5) OBP: 0.408, SLG: 0.640		X 0-0 ① P6	B F D X 2-1 1-H 3-H HR		B B C C S 2-3 ② K		B C B B B 4-1 FC4-6 BB		B B B B 4-0 DI BB	3	1	1	2	2	1	0
Mike Lamb, L (1, 3) OBP: 0.394, SLG: 0.541		C X 0-1 1B 1B 1B	B F B C B X 3-2 1B		B F B F X 3-2 HR		C S B B B X 3-2 ② FC4-6 1B 1-2f		C B F B X 2-2 ③ F7 1-2	5	2	3	1	0	0	2
Preston Wilson, R (1, 9) OBP: 0.299, SLG: 0.392		X 0-0 1B 1-3 1B	S S B S 1-3 ② K		S F B F X 1-2 1B		C X 0-1 FC6-4 1-2 1B			4	0	3	0	0	1	1
Brad Ausmus, R (1, 2) OBP: 0.408, SLG: 0.373	B C 1 SAFE X 1-1 1-2 3-H 1B	C D F S 1-3 ③ K	C F X 0-2 ③ G4-3		C F B B X 2-2 ③ FC6-4 1-2f					4	0	1	1	0	1	4
28 Adam Everett, R (1, 6) OBP: 0.265, SLG: 0.323	C S F B B F B F S 2-3 ② K		S C X 0-2 ① G3		B B C F B X 3-2 ① P4			X 0-0 ① F7		4	0	0	0	0	1	2
Taylor Buchholz, R (1, 1) Mike Gallo, L (4, 1) 4 Eric Bruntlett, R (6, PH) OBP: 0.364, SLG: 0.368 Dave Borkowski, R (6, 1) 54 Brad Lidge, R (7, 1) Orlando Palmeiro, L (8, PH) OBP: 0.222, SLG: 0.200 Dan Wheeler, R (8, 1)	B F B C F C 2-3 ③ K	X 0-0 ② G1-3		B F S C 1-3 ② K		C B B F F S 2-3 ② K				2 0 1 0 0 1 0	0 0 0 0 0 0 0	0 0 0 0 0 0 0	0 0 0 0 0 0 0	1 0 0 0 0 1 0	2 0 0 0 0 0 0	
Inning Stats	R: 0 H: 0 E: 0 LOB: 0 K: 1 BB: 1 S: 9 P: 15	R: 1 H: 3 E: 0 LOB: 2 K: 2 BB: 0 S: 16 P: 21	R: 3 H: 3 E: 0 LOB: 1 K: 2 BB: 1 S: 17 P: 29	R: 0 H: 1 E: 0 LOB: 1 K: 0 BB: 0 S: 8 P: 10	R: 1 H: 2 E: 0 LOB: 1 K: 1 BB: 0 S: 14 P: 20	R: 0 H: 1 E: 0 LOB: 2 K: 1 BB: 1 S: 12 P: 24	R: 0 H: 1 E: 0 LOB: 1 K: 0 BB: 0 S: 13 P: 17	R: 0 H: 0 E: 0 LOB: 0 K: 1 BB: 0 S: 7 P: 9	R: 0 H: 0 E: 0 LOB: 1 K: 1 BB: 1 S: 8 P: 17	1B: 9 SF: 0 2B: 0 SAC: 0 3B: 0 DP: 0 HR: 2 HBP: 0						

PITCHER		IP	W/L/S	BF	H	R	ER	SO	BB	IBB	HBP	BLK	WP	HR	S	P	ERA	WHIP
45 Ian Snell, R ERA: 5.98	(1, 1)	5.2	W	28	10	5	5	7	2	0	0	0	1	2	74	110	7.94	2.118
16 Salomon Torres, R ERA: 5.17	(6, 1)	1.1		6	1	0	0	0	1	0	0	0	0	0	15	26	0.00	1.500
Roberto Hernandez, R ERA: 1.77	(8, 1)	1.0		3	0	0	0	1	0	0	0	0	0	0	7	9	0.00	0.000
Ryan Vogelsong, R ERA: 4.7	(9, 1)	1.0		4	0	0	0	1	1	0	0	0	0	0	8	17	0.00	1.000

PITCHER	IP	W/L/S	BF	H	R	ER	SO	BB	IBB	HBP	BLK	WP	HR	S	P	ERA	WHIP

TOP

Houston Astros @ Pittsburgh Pirates

PNC Park, Pittsburgh, PA

Fri May 26 2006, 7:05 PM EDT

Att. 29,247 - Cloudy - 68 F

livebaseballscorecards.com

AB	37
R	5
H	11
RBI	4
BB	4
SO	9
LOB	15

WP: 1 PA: 41
PB: 0
SB: 1
CS: 1

Houston Astros @ Pittsburgh Pirates

PNC Park, Pittsburgh, PA

Fri May 26 2006, 7:05 PM EDT

Att. 29,247 - Cloudy - 68 F

BOTTOM

Batter	1	2	3	4	5	6	7	8	9	AB	R	H	RBI	BB	SO	LOB
13 Nate McLouth, L (1, 8) OBP: 0.331, SLG: 0.389	G6-3		12 G3 1B 2B	12 FC5-4 HR 2 1B BB	G4-6-3 1-2f		K			4	2	1	0	1	1	1
2 Jack Wilson, R (1, 6) OBP: 0.340, SLG: 0.443	G4-3		K	12 FC5-4 1-2 2-3 1B		12 G3 2B 1B	G4-3			5	1	2	0	0	1	1
12 Freddy Sanchez, R (1, 5) OBP: 0.372, SLG: 0.518	1B		G3 2-3	FC5-4 1-2f 2-3 3-H HR		1 SAFE 1 SAFE 1-2 G3	K			5	1	1	1	0	1	4
Jason Bay, R (1, 7) OBP: 0.429, SLG: 0.595	K		3-H 1B	1-H 3-H HR		2B 26 1B IBB		G5-3		4	2	2	4	1	1	1
Craig Wilson, R (1, 3) OBP: 0.354, SLG: 0.546		K	P6	HR		1-3 2-H 2B		K		5	2	2	2	0	2	1
Jeromy Burnitz, L (1, 9) OBP: 0.280, SLG: 0.394		26 S 2B 1B	HR 2B 1B			26 1B IBB		K		4	2	3	0	1	1	0
Jose Castillo, R (1, 4) OBP: 0.331, SLG: 0.394		K 1-2	HR F7			K				4	1	1	2	0	2	5
26 Ronny Paulino, R (1, 2) OBP: 0.361, SLG: 0.400		2-H 2B	2 1B 45 SH1-4 12 FC5-4 1B		13 G4-6-3 1B	1-2 2-H 3-H 1B				4	1	4	3	0	0	0
45 Ian Snell, R (1, 1)		K	SH1-4 1-2		K	K				2	0	0	0	0	2	2
16 Salomon Torres, R (6, 1)										1	0	0	0	0	1	2
Roberto Hernandez, R (8, 1)										0	0	0	0	0	0	0
Ryan Vogelsong, R (9, 1) OBP: 0.500, SLG: 0.500										0	0	0	0	0	0	0
Inning Stats	R: 0 H: 1 E: 0 LOB: 1 K: 1 BB: 0 S: 10 P: 16	R: 1 H: 2 E: 0 LOB: 1 K: 3 BB: 0 S: 14 P: 23	R: 1 H: 2 E: 0 LOB: 1 K: 1 BB: 0 S: 12 P: 20	R: 7 H: 7 E: 0 LOB: 1 K: 0 BB: 1 S: 18 P: 32	R: 0 H: 1 E: 0 LOB: 0 K: 1 BB: 0 S: 7 P: 8	R: 3 H: 3 E: 0 LOB: 2 K: 2 BB: 2 S: 16 P: 30	R: 0 H: 0 E: 0 LOB: 0 K: 2 BB: 0 S: 9 P: 12	R: 0 H: 0 E: 0 LOB: 0 K: 2 BB: 0 S: 8 P: 8		1B: 9 SF: 0 2B: 4 SAC: 1 3B: 0 DP: 1 HR: 3 HBP: 0						

AB	38
R	12
H	16
RBI	12
BB	3
SO	12
LOB	17

WP: 0 PA: 42
PB: 0
SB: 1
CS: 0

livebaseballscorecards.com

PITCHER		IP	WLS	BF	H	R	ER	SO	BB	IBB	HBP	BLK	WP	HR	S	P	ERA	WHIP
Taylor Buchholz, R ERA: 5.57	(1, 1)	3.2	L	23	11	9	9	5	1	0	0	0	0	3	49	85	22.09	3.273
Mike Gallo, L ERA: 5.02	(4, 1)	1.1		5	2	0	0	1	0	0	0	0	0	0	12	14	0.00	1.500
Dave Borkowski, R ERA: 4.43	(6, 1)	1.0		8	3	3	3	2	0	2	0	0	0	0	16	30	27.00	3.000
54 Brad Lidge, R ERA: 6.23	(7, 1)	1.0		3	0	0	0	2	0	0	0	0	0	0	9	12	0.00	0.000
Dan Wheeler, R ERA: 5.12	(8, 1)	1.0		3	0	0	0	2	0	0	0	0	0	0	8	8	0.00	0.000

PITCHER	IP	WLS	BF	H	R	ER	SO	BB	IBB	HBP	BLK	WP	HR	S	P	ERA	WHIP

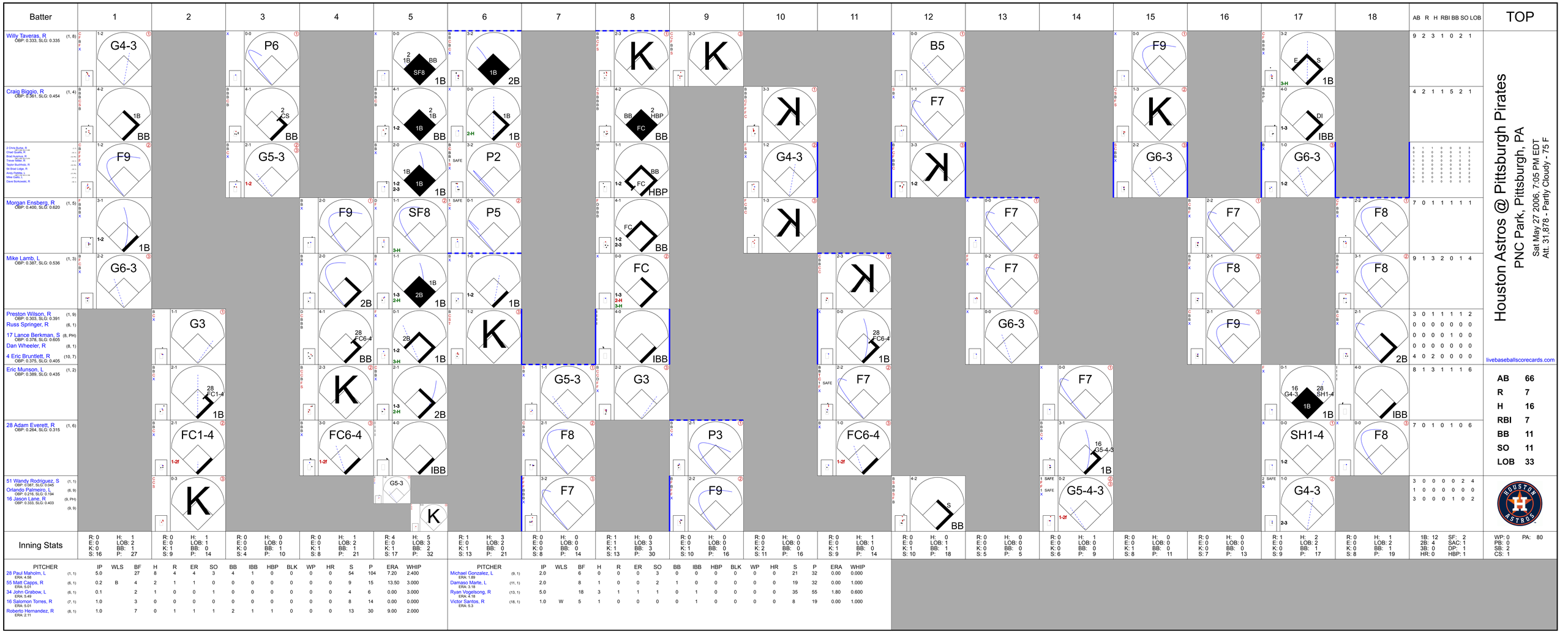
Batter
1
2
3
4
5
6
7
8
9
10
11
12
13
14
15
16
17
18
AB R H RBI BB SO LOB
TOP
Willy Taveras, R (1, 8) OBP: 0.333, SLG: 0.335
Craig Biggio, R (1, 4) OBP: 0.361, SLG: 0.454
2 Chris Burke, R
Jason Lane, L
Chad Qualls, R
Brad Ausmus, R
Trever Miller, R
Taylor Buchholz, R
54 Brad Lidge, R
Andy Pettitte, L
Mike Gallo, L
Dave Borkowski, R
Morgan Ensberg, R (1, 5) OBP: 0.400, SLG: 0.620
Mike Lamb, L (1, 3) OBP: 0.387, SLG: 0.536
Preston Wilson, R (1, 9) OBP: 0.303, SLG: 0.391
Russ Springer, R (6, 1)
17 Lance Berkman, S (8, PH) OBP: 0.378, SLG: 0.605
Dan Wheeler, R (8, 1)
4 Eric Bruntlett, R (10, 7) OBP: 0.375, SLG: 0.405
Eric Munson, L (1, 2) OBP: 0.389, SLG: 0.435
28 Adam Everett, R (1, 6) OBP: 0.264, SLG: 0.315
51 Wandy Rodriguez, S (1, 1) OBP: 0.087, SLG: 0.045
Orlando Palmeiro, L (6, 9) OBP: 0.216, SLG: 0.194
16 Jason Lane, R (9, PH) OBP: 0.333, SLG: 0.403
(9, 9)
Houston Astros @ Pittsburgh Pirates
PNC Park, Pittsburgh, PA
Sat May 27 2006, 7:05 PM EDT
Att. 31,878 - Partly Cloudy - 75 F
livebaseballscorecards.com
AB 66
R 7
H 16
RBI 7
BB 11
SO 11
LOB 33
Inning Stats
PA: 80
PITCHER IP WLS BF H R ER SO BB IBB HBP BLK WP HR S P ERA WHIP
28 Paul Maholm, L (1, 1) ERA: 4.66 5.0 27 8 4 4 3 4 1 0 0 0 0 54 104 7.20 2.400
55 Matt Capps, R (6, 1) ERA: 5.01 0.2 B 4 2 1 1 0 0 0 0 0 0 9 15 13.50 3.000
34 John Grabow, L (6, 1) ERA: 5.49 0.1 2 1 0 0 1 0 0 0 0 0 4 6 0.00 3.000
16 Salomon Torres, R (7, 1) ERA: 5.01 1.0 3 0 0 0 0 0 0 0 0 0 8 14 0.00 0.000
Roberto Hernandez, R (8, 1) ERA: 2.11 1.0 7 0 1 1 1 2 1 1 0 0 13 30 9.00 2.000
PITCHER IP WLS BF H R ER SO BB IBB HBP BLK WP HR S P ERA WHIP
Michael Gonzalez, L (9, 1) ERA: 1.89 2.0 6 0 0 0 3 0 0 0 0 0 0 21 32 0.00 0.000
Damaso Marte, L (11, 1) ERA: 3.18 2.0 8 1 0 0 2 1 0 0 0 0 0 19 32 0.00 1.000
Ryan Vogelsong, R (13, 1) ERA: 4.18 5.0 18 3 1 1 1 0 1 0 0 0 0 35 55 1.80 0.600
Victor Santos, R (18, 1) ERA: 5.3 1.0 W 5 1 0 0 0 0 1 0 0 0 0 8 19 0.00 1.000

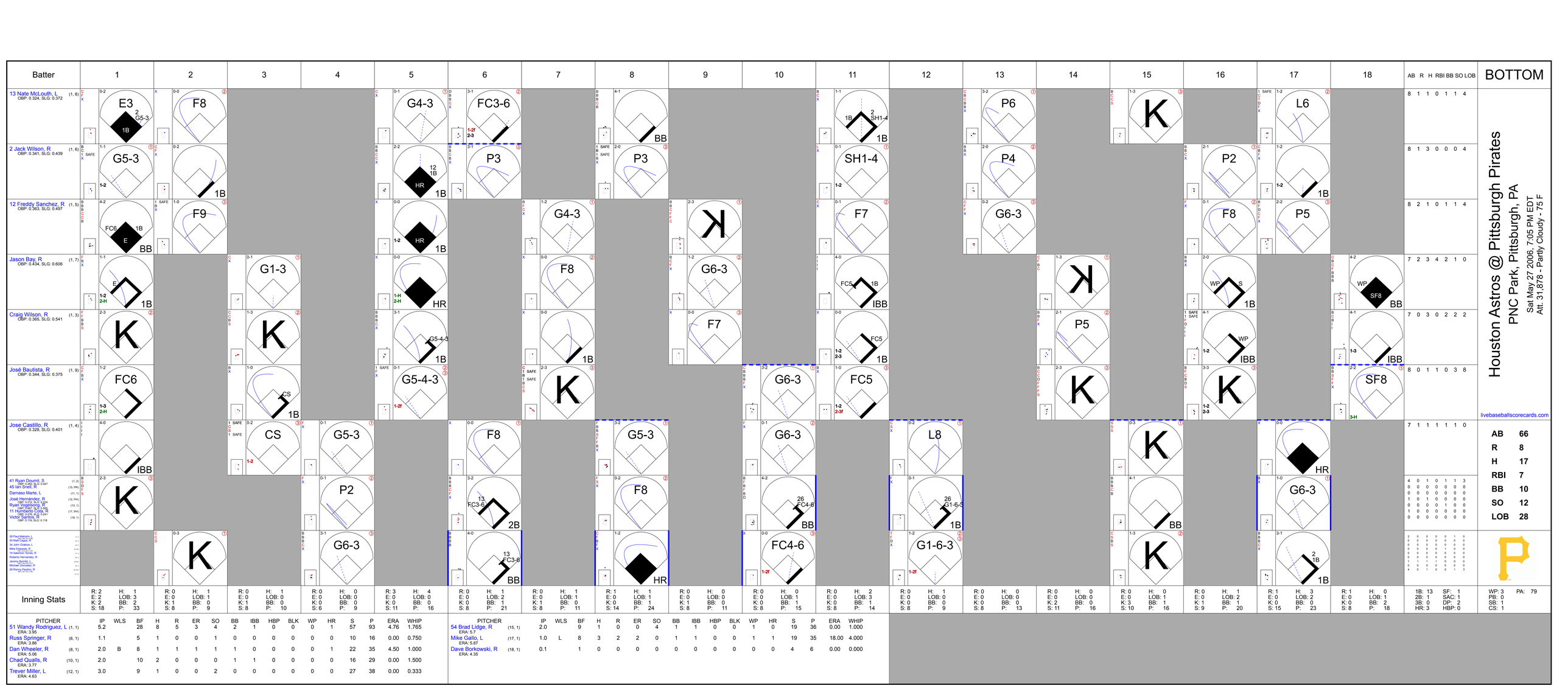
Batter
1
2
3
4
5
6
7
8
9
10
11
12
13
14
15
16
17
18
AB R H RBI BB SO LOB
BOTTOM
13 Nate McLouth, L (1, 8) OBP: 0.324, SLG: 0.372
E3 2 G5-3 1B
F8
G4-3
FC3-6 1-2f 2-3
BB
SH1-4 1B
P6
L6
8 1 1 0 1 1 4
2 Jack Wilson, R (1, 6) OBP: 0.341, SLG: 0.439
G5-3 1-2
1B
HR 12 1B
P3
P4
P2
1B
8 1 3 0 0 0 4
12 Freddy Sanchez, R (1, 5) OBP: 0.363, SLG: 0.497
FC6 E 1B BB
F9
HR
G4-3
K
F7
G6-3
P5
8 2 1 0 1 1 4
Jason Bay, R (1, 7) OBP: 0.434, SLG: 0.606
E 1-2 2-H 1B
G1-3
1-H 2-H HR
F8
FC5 1B IBB
K
WP S 1B
WP SF8 BB
7 2 3 4 2 1 0
Craig Wilson, R (1, 3) OBP: 0.365, SLG: 0.541
K
K
G5-4-3 1B
F7
FC5 1B
P5
WP IBB
7 0 3 0 2 2 2
José Bautista, R (1, 9) OBP: 0.344, SLG: 0.375
FC6 1-3 2-H
CS 1B
G5-4-3 1-2f
G6-3
FC5
K
K
SF8
8 0 1 1 0 3 8
Jose Castillo, R (1, 4) OBP: 0.328, SLG: 0.401
IBB
CS 1-2
G5-3
F8
G5-3
L8
K
HR
7 1 1 1 1 1 0
41 Ryan Doumit, S OBP: 0.000, SLG: 0.647
45 Ian Snell, R (10, PR)
Damaso Marte, L (11, 1)
José Hernández, R (12, PH)
Ryan Vogelsong, R (13, 1)
Cam Ever-Hagan (17, PH)
11 Humberto Cota, R (17, PH)
Victor Santos, R (18, 1)
K
P2
G6-3
FC4-6 BB
26 G1-6-3 1B
BB
G6-3
4 0 1 0 1 1 3
0 0 0 0 0 0 0 0
0 0 0 0 0 0 0 0
1 0 1 0 0 0 0 0
0 0 0 0 0 1 0 0
1 0 0 0 0 0 0 0
0 0 0 0 0 0 0 0
25 Paul Maholm, L
55 Matt Capps, R
34 John Grabow, L
Mike Edwards, R
16 Nathan Bonilla, R
Roberto Hernandez, R
Jeremy Bonifay, L
Michael Gonzalez, R
26 Ronny Paulino, R
K
G6-3
FC4-6 1-2f
G1-6-3 1-2f
K
2 1B
1B
2 0 0 0 0 0 1 0 0
0 0 0 0 0 0 0 0 0
0 0 0 0 0 0 0 0 0
0 0 0 0 0 1 0 0 0
0 0 0 0 0 0 0 0 0
0 0 0 0 0 0 0 0 0
0 0 0 0 0 0 0 0 0
4 0 1 0 0 1 1 3
Houston Astros @ Pittsburgh Pirates
PNC Park, Pittsburgh, PA
Sat May 27 2006, 7:05 PM EDT
Att. 31,878 - Partly Cloudy - 75 F
livebaseballscorecards.com
AB 66
R 8
H 17
RBI 7
BB 10
SO 12
LOB 28
Inning Stats
R: 2 E: 2 K: 2 S: 18
H: 1 LOB: 3 BB: 2 P: 33
R: 0 E: 0 K: 1 S: 8
H: 1 LOB: 1 BB: 0 P: 9
R: 0 E: 0 K: 1 S: 8
H: 1 LOB: 0 BB: 0 P: 10
R: 0 E: 0 K: 0 S: 6
H: 0 LOB: 0 BB: 0 P: 9
R: 3 E: 0 K: 0 S: 11
H: 4 LOB: 0 BB: 0 P: 16
R: 0 E: 0 K: 0 S: 8
H: 1 LOB: 2 BB: 1 P: 21
R: 0 E: 0 K: 1 S: 8
H: 1 LOB: 1 BB: 0 P: 11
R: 1 E: 0 K: 0 S: 14
H: 1 LOB: 1 BB: 1 P: 24
R: 0 E: 0 K: 1 S: 8
H: 0 LOB: 0 BB: 0 P: 11
R: 0 E: 0 K: 0 S: 8
H: 0 LOB: 1 BB: 1 P: 15
R: 0 E: 0 K: 0 S: 8
H: 2 LOB: 3 BB: 1 P: 14
R: 0 E: 0 K: 0 S: 8
H: 1 LOB: 0 BB: 0 P: 9
R: 0 E: 0 K: 0 S: 8
H: 0 LOB: 0 BB: 0 P: 13
R: 0 E: 0 K: 2 S: 11
H: 0 LOB: 0 BB: 0 P: 16
R: 0 E: 0 K: 3 S: 10
H: 0 LOB: 1 BB: 1 P: 16
R: 0 E: 0 K: 1 S: 9
H: 1 LOB: 2 BB: 1 P: 20
R: 1 E: 0 K: 0 S: 15
H: 3 LOB: 2 BB: 0 P: 23
R: 1 E: 0 K: 0 S: 8
H: 0 LOB: 1 BB: 2 P: 18
1B: 13 2B: 1 3B: 0 HR: 3
SF: 1 SAC: 1 DP: 2 HBP: 0
WP: 3 PB: 0 SB: 1 CS: 1
PA: 79
PITCHER IP WLS BF H R ER SO BB IBB HBP BLK WP HR S P ERA WHIP
51 Wandy Rodriguez, L (1, 1) ERA: 3.95 5.2 28 8 5 3 4 2 1 0 0 0 1 57 93 4.76 1.765
Russ Springer, R (6, 1) ERA: 3.86 1.1 5 1 0 0 1 0 0 0 0 0 0 10 16 0.00 0.750
Dan Wheeler, R (8, 1) ERA: 5.06 2.0 B 8 1 1 1 1 0 0 0 0 0 1 22 35 4.50 1.000
Chad Qualls, R (10, 1) ERA: 3.77 2.0 10 2 0 0 0 1 1 0 0 0 0 16 29 0.00 1.500
Trever Miller, L (12, 1) ERA: 4.63 3.0 9 1 0 0 2 0 0 0 0 0 0 27 38 0.00 0.333
PITCHER IP WLS BF H R ER SO BB IBB HBP BLK WP HR S P ERA WHIP
54 Brad Lidge, R (15, 1) ERA: 6.7 2.0 9 1 0 0 0 4 0 1 1 0 0 1 0 19 36 0.00 1.000
Mike Gallo, L (17, 1) ERA: 5.87 1.0 L 8 3 2 2 0 1 1 0 0 1 1 19 35 18.00 4.000
Dave Borkowski, R (18, 1) ERA: 4.35 0.1 1 0 0 0 0 0 0 0 0 0 0 4 6 0.00 0.000

Batter	1	2	3	4	5	6	7	8	9	10	AB	R	H	RBI	BB	SO	LOB
Willy Taveras, R (1, 8) OBP: 0.330, SLG: 0.328	G6-3		FC1-5 1-2 2-3f		G4-3			E6 G5-4-3	BB 1-2 2-3 3-H		4	0	0	1	1	0	3
Brad Ausmus, R (1, 2) OBP: 0.399, SLG: 0.367	G6-3		F8			1B		G5-4-3 1-2f	SF9 3-H		4	0	1	1	0	0	3
2 Chris Burke, R (1, 4) OBP: 0.377, SLG: 0.472 17 Lance Berkman, S (9, PH) OBP: 0.376, SLG: 0.601 Chad Qualls, R (9, 1) 54 Brad Lidge, R (10, 1)	1B		K			P4		F8	G3-1		4 1 0 0	0 0 0 0	1 0 0 0	0 0 0 0	0 0 0 0	1 0 0 0	3 2 0 0
Morgan Ensberg, R (1, 5) OBP: 0.400, SLG: 0.614	K	K		K		K SAFE			1B 16 BB 1B	1B 1B	5	2	2	0	0	3	2
Mike Lamb, L (1, 3) OBP: 0.388, SLG: 0.527		K		K		L5			16 BB 4 1B 1B 1-2	16 SH1-4 4 CS 1B 1-2	5	1	2	0	0	2	1
Preston Wilson, R (1, 7) OBP: 0.305, SLG: 0.392		G5-3		K			P6		4 1B 16 BB BB 1B 1-2 2-3	16 SH1-4 1-2 2-H	5	1	2	1	0	1	0
16 Jason Lane, R (1, 9) OBP: 0.332, SLG: 0.395		K	F8				G5-3		4 BB 1B SF9 BB 1-2 2-3 3-H	SH1-4 1-2 2-3	3	1	0	1	1	1	0
4 Eric Bruntlett, R (1, 6) OBP: 0.415, SLG: 0.422			FC1-5 64 BB BB		SH1-4 64 BB		1B		BB 1B 1-2 2-3 3-H	P5 3-H	3	0	2	1	2	0	2
64 Fernando Nieve, R (1, 1) OBP: 0.250, SLG: 0.182 Mike Gallo, L (7, 1) Russ Springer, R (8, 1) Craig Biggio, R (9, PH) OBP: 0.359, SLG: 0.452 (9, 4)			FC1-5 1-2 BB		SH1-4 1-2		K SAFE		F8		1 0 0 1	0 0 0 0	0 0 0 0	0 0 0 0	1 0 0 0	1 0 0 0	1 0 0 3
Inning Stats	R: 0 E: 0 K: 1 S: 11 H: 1 LOB: 1 BB: 0 P: 18	R: 0 E: 0 K: 2 S: 7 H: 0 LOB: 0 BB: 0 P: 9	R: 0 E: 0 K: 1 S: 12 H: 0 LOB: 2 BB: 2 P: 22	R: 0 E: 0 K: 3 S: 9 H: 0 LOB: 0 BB: 0 P: 10	R: 0 E: 0 K: 0 S: 16 H: 0 LOB: 1 BB: 1 P: 26	R: 0 E: 0 K: 1 S: 12 H: 1 LOB: 1 BB: 0 P: 18	R: 0 E: 0 K: 1 S: 7 H: 1 LOB: 1 BB: 0 P: 8	R: 0 E: 1 K: 0 S: 5 H: 0 LOB: 0 BB: 0 P: 9	R: 4 E: 0 K: 0 S: 14 H: 4 LOB: 2 BB: 2 P: 25	R: 1 E: 0 K: 0 S: 13 H: 3 LOB: 1 BB: 0 P: 20	1B: 10 2B: 0 3B: 0 HR: 0	SF: 1 SAC: 2 DP: 1 HBP: 0					

PITCHER		IP	WLS	BF	H	R	ER	SO	BB	IBB	HBP	BLK	WP	HR	S	P	ERA	WHIP
Oliver Pérez, L ERA: 5.47	(1, 1)	8.0		32	5	2	2	9	3	0	0	0	0	0	84	127	2.25	1.000
Michael Gonzalez, L ERA: 2.79	(9, 1)	0.1	H	5	2	1	1	0	2	0	0	0	0	0	6	14	27.00	12.000
16 Salomon Torres, R ERA: 5.03	(9, 1)	1.2	L	7	3	2	2	0	0	0	0	0	0	0	16	24	10.80	1.800

PITCHER	IP	WLS	BF	H	R	ER	SO	BB	IBB	HBP	BLK	WP	HR	S	P	ERA	WHIP

TOP

Houston Astros @ Pittsburgh Pirates

PNC Park, Pittsburgh, PA

Sun May 28 2006, 1:35 PM EDT
Att. 24,992 - Partly Cloudy - 81 F

livebaseballscorecards.com

AB	36
R	5
H	10
RBI	5
BB	5
SO	9
LOB	20

PA: 44
WP: 0
PB: 0
SB: 0
CS: 1

Batter	1	2	3	4	5	6	7	8	9	10	AB	R	H	RBI	BB	SO	LOB
13 Nate McLouth, L (1, 8) OBP: 0.321, SLG: 0.363 41 Ryan Doumit, S (10, PH) OBP: 0.278, SLG: 0.438	B S F B B F X 3-2 P5 ①		B B C B B 4-1 2 G6-4-3 BB			C C F B F X 1-2 F9 ①	C F B C 1-3 K ③			C B B B S C 3-3 K ②	3 1	0 0	0 0	0 0	1 0	1 0	1 2
2 Jack Wilson, R (1, 6) OBP: 0.337, SLG: 0.438	C B F X 1-2 12 G4-3 2B		1 SAFE 1 SAFE C S 1 SAFE F X 0-2 G6-4-3 ② ③ 1-2f			X 0-0 G4-3 ②		C B F X 1-2 G6-3 ①		C D F X 1-2 G3 ③	5	0	1	0	0	0	3
12 Freddy Sanchez, R (1, 4) OBP: 0.354, SLG: 0.483	F B X 1-1 G4-3 ② 2-3			X 0-0 F8 ①		F F X 0-2 G6-3 ③		B B F B F X 3-2 F9 ②			4	0	0	0	0	0	1
Jason Bay, R (1, 7) OBP: 0.435, SLG: 0.618	B D C B B 4-1 BB			C X 0-1 HR			X 0-0 G5-3 ①	B C B F X 2-2 F8 ③			3	1	1	1	1	0	0
Jeromy Burnitz, L (1, 9) OBP: 0.283, SLG: 0.411	X 0-0 P2 ③			S F X 0-2 G3-1 ②			C B X 1-1 HR 1B 1B		C F C 0-3 K ①		4	1	1	0	0	1	2
Craig Wilson, R (1, 3) OBP: 0.363, SLG: 0.533		C B B B F C 2-3 K ①		F F B B S 2-3 K ③			X 0-0 HR 1-2 1B		C S B X 1-2 G6-3 ②		4	1	1	0	0	2	0
José Bautista, R (1, 5) OBP: 0.338, SLG: 0.423		B F C B X 2-2 G5-3 ②			X 0-0 F8 ①		B B X 2-0 1-H 2-H HR		B X 1-0 G6-3 ③		4	1	1	3	0	0	0
26 Ronny Paulino, R (1, 2) OBP: 0.362, SLG: 0.407 José Hernández, R (10, PR) OBP: 0.212, SLG: 0.224		B B F X 2-1 P4 ③			S B B C F C 2-3 K ②		F B C B X 2-2 2B			B B C C F F B X 3-2 SH2-4 1B	4 0	0 0	2 0	0 0	0 0	1 0	0 0
Oliver Pérez, L (1, 1) OBP: 0.143, SLG: 0.143 Michael Gonzalez, R (9, 1) 16 Salomon Torres, R (9, 1) Mike Edwards, R (10, PH) OBP: 0.273, SLG: 0.200			B C F F S 1-3 K ①		C S B F B F F B F 3-3 S K ③		F B C B X 1-2 G6-3 ②			B X 1-0 SH2-4 ① 1-2	3 0 0 0	0 0 0 0	0 0 0 0	0 0 0 0	0 0 0 0	2 0 0 0	1 0 0 0
Inning Stats	R: 0 H: 1 E: 0 LOB: 2 K: 0 BB: 1 S: 11 P: 20	R: 0 H: 0 E: 0 LOB: 0 K: 1 BB: 0 S: 8 P: 14	R: 0 H: 0 E: 0 LOB: 0 K: 1 BB: 1 S: 9 P: 14	R: 1 H: 1 E: 0 LOB: 0 K: 1 BB: 0 S: 9 P: 11	R: 0 H: 0 E: 0 LOB: 0 K: 2 BB: 0 S: 12 P: 17	R: 0 H: 0 E: 0 LOB: 0 K: 0 BB: 0 S: 9 P: 10	R: 3 H: 4 E: 0 LOB: 1 K: 1 BB: 0 S: 14 P: 21	R: 0 H: 0 E: 0 LOB: 0 K: 0 BB: 0 S: 9 P: 15	R: 0 H: 0 E: 0 LOB: 0 K: 1 BB: 0 S: 7 P: 9	R: 0 H: 1 E: 0 LOB: 2 K: 1 BB: 0 S: 12 P: 20	1B: 3 SF: 0 2B: 2 SAC: 1 3B: 0 DP: 1 HR: 2 HBP: 0						

PITCHER		IP	WLS	BF	H	R	ER	SO	BB	IBB	HBP	BLK	WP	HR	S	P	ERA	WHIP
64 Fernando Nieve, R ERA: 5.36	(1, 1)	6.2		27	6	4	4	5	2	0	0	0	0	2	69	103	5.40	1.200
Mike Gallo, L ERA: 5.74	(7, 1)	0.1		1	0	0	0	1	0	0	0	0	0	0	3	4	0.00	0.000
Russ Springer, R ERA: 3.63	(8, 1)	1.0		3	0	0	0	0	0	0	0	0	0	0	9	15	0.00	0.000
Chad Qualls, R ERA: 3.64	(9, 1)	1.0	W	3	0	0	0	1	0	0	0	0	0	0	7	9	0.00	0.000
54 Brad Lidge, R ERA: 5.47	(10, 1)	1.0	S	4	1	0	0	1	0	0	0	0	0	0	12	20	0.00	1.000

PITCHER	IP	WLS	BF	H	R	ER	SO	BB	IBB	HBP	BLK	WP	HR	S	P	ERA	WHIP

BOTTOM

Houston Astros @ Pittsburgh Pirates

PNC Park, Pittsburgh, PA

Sun May 28 2006, 1:35 PM EDT
Att. 24,992 - Partly Cloudy - 81 F

livebaseballscorecards.com

AB	35
R	4
H	7
RBI	4
BB	2
SO	8
LOB	10

Batter	1	2	3	4	5	6	7	8	9	AB	R	H	RBI	BB	SO	LOB
23 Rickie Weeks Jr., R (1, 4) OBP: 0.393, SLG: 0.462	B C B F F B X 3-2 1B 2B		B S X 1-1 1B 1B		C X 0-1 ① L5		B B F C X 2-2 1B 1B		C X 0-1 ② FC6-4 1-2f	5	1	3	0	0	0	1
Jeff Cirillo, R (1, 5) OBP: 0.431, SLG: 0.508	M B X 1-1 28 2B 2-H 1B		C F B S 1-3 ① K		X 0-0 ② L4		C F B B X 2-2 G4-6-3 1-2 1B		C X 0-1 ③ L3	5	1	2	1	0	1	2
Geoff Jenkins, L (1, 9) OBP: 0.333, SLG: 0.442 Chris Mabeus, R (7, 1) 57 Joe Winkelsas, R (8, 1)	C B F S 1-3 ① K		S 1 SAFE C B 1 SAFE X 1-2 ② F7		B H 2-0 HBP		X 0-0 ②③ G4-6-3 1-2f			3	0	0	0	0	1	4
										0	0	0	0	0	0	0
										0	0	0	0	0	0	0
Carlos Lee, R (1, 7) OBP: 0.359, SLG: 0.587 18 Gabe Gross, L (7, 9) OBP: 0.324, SLG: 0.458	S B B X 2-1 ② F8		X 0-0 1-2 1B		C B B D X 3-1 ③ F9			C C B C 1-3 ① K		3	0	1	0	0	0	2
										1	0	0	0	0	1	0
28 Prince Fielder, L (1, 3) OBP: 0.380, SLG: 0.556	C F F 1 SAFE X 0-2 1-H 2B		S F D S 1-3 ③ K			C X 0-1 HR		X 0-0 ② F7		4	1	2	2	0	1	2
2 Bill Hall, R (1, 6) OBP: 0.322, SLG: 0.605	B C F X 1-2 ③ L9			B X 1-0 G4-6-3 1B		C X 0-1 ① G6-3		B C B B B 4-1 BB		3	0	1	0	1	0	1
Damian Miller, R (1, 2) OBP: 0.368, SLG: 0.520		C F B B B S 3-3 ① K	B X 1-0 ①② G4-6-3 1-2f			B B X 2-0 ② F9		F X 0-1 ③ G4-3		4	0	0	0	0	1	2
Brady Clark, R (1, 8) OBP: 0.392, SLG: 0.344		B F B X 2-1 ② G6-3	B F F F X 1-2 1B			X 0-0 ③ F9			C B F F S 1-3 ① K	4	0	1	0	0	1	0
Doug Davis, R (1, 1) OBP: 0.125, SLG: 0.087 Geremi Gonzalez, R (4, 1) 1 Corey Hart, R (7, PH) OBP: 0.273, SLG: 0.273 (7, 7)		C X 0-1 ③ F9	F F B F X 1-2 ③ G6-3				B C X 1-1 ① G4-3		B X 1-0 23 FC6-4 1B	2	0	0	0	0	0	1
										0	0	0	0	0	0	0
										2	0	1	0	0	0	0
Inning Stats	R: 2 E: 0 K: 1 S: 18 H: 3 LOB: 1 BB: 0 P: 26	R: 0 E: 0 K: 1 S: 7 H: 0 LOB: 0 BB: 0 P: 12	R: 0 E: 0 K: 2 S: 12 H: 2 LOB: 2 BB: 0 P: 16	R: 0 E: 0 K: 0 S: 10 H: 2 LOB: 1 BB: 0 P: 14	R: 0 E: 0 K: 0 S: 5 H: 0 LOB: 1 BB: 0 P: 10	R: 1 E: 0 K: 0 S: 6 H: 1 LOB: 0 BB: 0 P: 8	R: 0 E: 0 K: 0 S: 9 H: 2 LOB: 1 BB: 0 P: 14	R: 0 E: 0 K: 1 S: 7 H: 0 LOB: 1 BB: 1 P: 12	R: 0 E: 0 K: 1 S: 9 H: 1 LOB: 1 BB: 0 P: 11	1B: 8 2B: 2 3B: 0 HR: 1 SF: 0 SAC: 0 DP: 2 HBP: 1						

TOP

Milwaukee Brewers @ Pittsburgh Pirates

PNC Park, Pittsburgh, PA

Mon May 29 2006, 7:05 PM EDT

Att. 17,561 - Partly Cloudy - 83 F

livebaseballscorecards.com

AB	36
R	3
H	11
RBI	3
BB	1
SO	6
LOB	15

PITCHER		IP	WLS	BF	H	R	ER	SO	BB	IBB	HBP	BLK	WP	HR	S	P	ERA	WHIP
57 Zach Duke, L ERA: 4.27	(1, 1)	7.2	W	33	10	3	3	5	1	0	1	0	0	1	72	110	3.52	1.435
55 Matt Capps, R ERA: 4.74	(8, 1)	1.1		5	1	0	0	1	0	0	0	0	0	0	11	13	0.00	0.750

PITCHER	IP	WLS	BF	H	R	ER	SO	BB	IBB	HBP	BLK	WP	HR	S	P	ERA	WHIP

Batter	1	2	3	4	5	6	7	8	9	AB	R	H	RBI	BB	SO	LOB
José Bautista, R (1, 8) OBP: 0.366, SLG: 0.509	BBB 4-0 2 1B 1B BB (8, 7) BBCBX 3-1 ③ F9			CCFBX 1-2 2 2B 2B 1B		BCBBX 3-1 HR	BBSFX 2-2 2B	CFX 0-2 ② G4-3 1-2 3-H		5	3	3	2	1	0	3
2 Jack Wilson, R (1, 6) OBP: 0.343, SLG: 0.452	BCX 1-1 1B 1-2 1B 1B	X 0-0 ① F9		BBCFFX 2-2 2B 1-3 2B		CX 1-2 ① G5-3	CX 0-1 ② F9	CDX 1-1 2-H 2B		6	2	3	1	0	0	1
Sean Casey, L (1, 3) OBP: 0.410, SLG: 0.639 13 Nate McLouth, L (7, PR) OBP: 0.319, SLG: 0.360 (8, 8)	CBBX 2-1 12 1B 26 BB 1B 1-2 2-H 1B	CX 0-1 ② G4-3		X 0-0 2-H 3-H 2B		CBBFFFBFX 3-2 BB 12 SF9 1B	FBBSFBFB 4-2 BB	BX 1-0 ③ G1-3		4 1	2 0	3 0	3 0	1 0	0 0	0 1
Jason Bay, R (1, 7) OBP: 0.430, SLG: 0.607 José Hernández, R (8, 3) OBP: 0.212, SLG: 0.224	BFFS 1-3 ① K	BBX 2-0 ③ G5-3		CBTX 1-2 ① F8		CX 0-1 BB BB 1-2 1B	BX 1-0 ③ G5-3			5 0	0 0	1 0	0 0	0 0	1 0	5 0
Craig Wilson, R (1, 9) OBP: 0.369, SLG: 0.538	X 0-0 26 BB 12 1B 57 1B 1-2 2-H 1B		FBX 1-1 12 1B 1B 2B	BBBCBFS 3-3 ② K		BBDB 4-0 BB 1-2 2-3 BB		FFS 0-3 ① K		4	2	2	1	1	2	1
12 Freddy Sanchez, R (1, 5) OBP: 0.361, SLG: 0.490	CBX 1-1 57 1B 26 BB 57 E 1-2 2-3 1B		SFFBX 1-2 1B 26 FC5-4-2 2-3 1B	CBBCFC 2-3 ③ K		BFX 1-1 ② SF9 3-H		BFX 1-1 HR 1B		4	2	3	1	0	1	1
Jose Castillo, R (1, 4) OBP: 0.335, SLG: 0.421	DBCFX 2-2 ② F5		FBX 1-1 26 FC5-4-2 1-3 3-H 1B		CBSBX 2-2 ① G6-3	BBCBB 4-1 1-2 2-3 BB		X 0-0 1-H HR		4	1	2	3	1	0	3
26 Ronny Paulino, R (1, 2) OBP: 0.364, SLG: 0.396	BBBCB 4-1 57 E 1-2 2-3 3-H BB		X 0-0 ① ② FC5-4-2 1-2 3-H		FBX 1-1 ② G6-3	BFX 1-1 ③ P3		BBFBFB 4-2 55 WP G4-3 BB		3	1	0	1	2	0	5
57 Zach Duke, L (1, 1) OBP: 0.200, SLG: 0.158 55 Matt Capps, R (8, 1)	BCFX 1-2 E4 1-2 2-H 3-H 1B		CSBBS 1-3 ③ K		SCS 0-3 ③ K		BCFS 1-3 ① K2-3	BBBB 4-0 2 WP G4-3 2 2B 1-3 BB		4 0	0 1	1 0	1 0	0 1	3 0	1 0
Inning Stats	R: 5 H: 5 E: 1 LOB: 2 K: 1 BB: 2 S: 19 P: 38	R: 0 H: 0 E: 0 LOB: 0 K: 0 BB: 0 S: 4 P: 6	R: 1 H: 3 E: 0 LOB: 1 K: 1 BB: 0 S: 12 P: 16	R: 2 H: 3 E: 0 LOB: 1 K: 2 BB: 0 S: 19 P: 28	R: 0 H: 0 E: 0 LOB: 0 K: 1 BB: 0 S: 8 P: 11	R: 2 H: 3 E: 0 LOB: 3 K: 0 BB: 2 S: 20 P: 37	R: 0 H: 1 E: 0 LOB: 2 K: 1 BB: 1 S: 13 P: 21	R: 4 H: 3 E: 0 LOB: 1 K: 1 BB: 2 S: 14 P: 25		1B: 11 SF: 1 2B: 6 SAC: 0 3B: 0 DP: 1 HR: 2 HBP: 0						

PITCHER		IP	WLS	BF	H	R	ER	SO	BB	IBB	HBP	BLK	WP	HR	S	P	ERA	WHIP
Doug Davis, L ERA: 5.59	(1, 1)	3.0	L	21	11	8	7	2	2	0	0	0	0	0	43	71	21.00	4.333
Geremi Gonzalez, R ERA: 7.41	(4, 1)	3.0		14	3	2	2	3	2	0	0	0	0	1	39	65	6.00	1.667
Chris Mabeus, R ERA: 21.6	(7, 1)	1.2		12	4	4	4	2	3	0	0	0	2	1	26	44	21.60	4.200
57 Joe Winkelsas, R ERA: 3.38	(8, 1)	0.1		1	0	0	0	0	0	0	0	0	0	0	1	2	0.00	0.000

PITCHER	IP	WLS	BF	H	R	ER	SO	BB	IBB	HBP	BLK	WP	HR	S	P	ERA	WHIP

BOTTOM

Milwaukee Brewers @ Pittsburgh Pirates

PNC Park, Pittsburgh, PA

Mon May 29 2006, 7:05 PM EDT
Att. 17,561 - Partly Cloudy - 83 F

livebaseballscorecards.com

AB	40
R	14
H	18
RBI	13
BB	7
SO	7
LOB	21

WP: 3 PA: 48
PB: 0
SB: 0
CS: 0

Batter	1	2	3	4	5	6	7	8	9	AB	R	H	RBI	BB	SO	LOB
23 Rickie Weeks Jr., R (1, 4) OBP: 0.390, SLG: 0.457	B C X 1-1 2 G6-4-3 1B		C B F C 1-3 ③ K			B B F C S 2-3 ② K		C S S 0-3 ② K		4	0	1	0	0	3	2
2 Bill Hall, R (1, 6) OBP: 0.320, SLG: 0.594	1 SAFE F 1 SAFE B D C D X 3-2 ① ② G6-4-3 1-2f			B F B B X 3-1 ① G6-3		B C B B B 4-1 1B 1-2 BB		X 0-0 ③ F9		3	0	0	0	1	0	2
Geoff Jenkins, L (1, 9) OBP: 0.332, SLG: 0.438	B S F B S 2-3 ③ K			C B X 1-1 ② P6		B S F X 1-2 1-3 2-H 1B			B X 1-0 ① F7	4	0	1	1	0	1	0
Carlos Lee, R (1, 7) OBP: 0.353, SLG: 0.575		C B C F X 1-2 ① G5-3		C X 0-1 ③ G5-3		F X 0-1 ③ G6-3			X 0-0 ② G4-3	4	0	0	0	0	0	2
28 Prince Fielder, L (1, 3) OBP: 0.377, SLG: 0.554		B C B X 2-1 ② G3			B B B C F F F X 3-2 ① F9		C S S 0-3 ① K		C B X 1-1 2B	4	0	1	0	0	1	0
47 Corey Koskie, L (1, 5) OBP: 0.356, SLG: 0.528		B C B C B B 4-2 BB			F C X 0-2 ② G4-3		X 0-0 ② G4-3		X 0-0 ③ G4-3	3	0	0	0	1	0	1
Damian Miller, R (1, 2) OBP: 0.361, SLG: 0.508		B B S X 2-1 ③ F7			B B X 2-0 ③ G6-3		B S S B B C 3-3 ③ K			3	0	0	0	0	1	1
Brady Clark, R (1, 8) OBP: 0.392, SLG: 0.344			C B F B B X 3-2 ① G5-3			C B X 1-1 2 BB 1B 1B		C X 0-1 ① F8		3	1	1	0	0	0	0
Jorge De La Rosa, L (1, 1) 57 Joe Winkelsas, R (4, 1) 18 Gabe Gross, L (6, PH) OBP: 0.319, SLG: 0.450 52 Jose Capellan, R (6, 1) 1 Corey Hart, R (8, PH) OBP: 0.333, SLG: 0.333 Brian Shouse, L (8, 1)			F B S S 1-3 ② K			B C S C 1-3 ① K		F B B X 2-1 1B		1 0 1 0 1 0	0 0 0 0 0 0	0 0 0 0 1 0	0 0 0 0 0 0	1 0 1 0 0 0	0 0 1 0 0 0	0 0 1 0 0 0
Inning Stats	R: 0 H: 1 E: 0 LOB: 0 K: 1 BB: 0 S: 8 P: 14	R: 0 H: 0 E: 0 LOB: 1 K: 0 BB: 1 S: 10 P: 19	R: 0 H: 0 E: 0 LOB: 0 K: 2 BB: 0 S: 9 P: 14	R: 0 H: 0 E: 0 LOB: 0 K: 0 BB: 0 S: 6 P: 10	R: 0 H: 0 E: 0 LOB: 0 K: 0 BB: 0 S: 9 P: 14	R: 1 H: 2 E: 0 LOB: 2 K: 2 BB: 1 S: 14 P: 23	R: 0 H: 0 E: 0 LOB: 0 K: 2 BB: 0 S: 7 P: 10	R: 0 H: 1 E: 0 LOB: 1 K: 1 BB: 0 S: 8 P: 10	R: 0 H: 1 E: 0 LOB: 1 K: 0 BB: 0 S: 5 P: 7	1B: 4 SF: 0 2B: 1 SAC: 0 3B: 0 DP: 1 HR: 0 HBP: 0						

PITCHER		IP	WLS	BF	H	R	ER	SO	BB	IBB	HBP	BLK	WP	HR	S	P	ERA	WHIP
Victor Santos, R ERA: 4.94	(1, 1)	6.0	W	22	3	1	1	5	2	0	0	0	0	0	56	94	1.50	0.833
Damaso Marte, L ERA: 3.0	(7, 1)	1.0		3	0	0	0	2	0	0	0	0	0	0	7	10	0.00	0.000
Roberto Hernandez, R ERA: 2.01	(8, 1)	1.0		4	1	0	0	1	0	0	0	0	0	0	8	10	0.00	1.000
34 John Grabow, L ERA: 5.23	(9, 1)	1.0		4	1	0	0	0	0	0	0	0	0	0	5	7	0.00	1.000

PITCHER	IP	WLS	BF	H	R	ER	SO	BB	IBB	HBP	BLK	WP	HR	S	P	ERA	WHIP

TOP

Milwaukee Brewers @ Pittsburgh Pirates

PNC Park, Pittsburgh, PA

Tue May 30 2006, 7:05 PM EDT

Att. 14,300 - Partly Cloudy - 86 F

livebaseballscorecards.com

AB	31
R	1
H	5
RBI	1
BB	2
SO	8
LOB	9

1B: 4	SF: 0	WP: 0	PA: 33
2B: 1	SAC: 0	PB: 0	
3B: 0	DP: 1	SB: 0	
HR: 0	HBP: 0	CS: 0	

Batter	1	2	3	4	5	6	7	8	9	AB	R	H	RBI	BB	SO	LOB
José Bautista, R (1, 8) OBP: 0.368, SLG: 0.508	C F B C 1-3 ① K		B S S B X 2-2 ① F7	B F B B B 4-1 2 FC6-4 BB		C B B F F F X 2-2 2 1B 2B	C B X 1-1 ③ F7			4	1	1	0	1	1	0
2 Jack Wilson, R (1, 6) OBP: 0.349, SLG: 0.462	B X 1-0 2B		B C F B B X 2-2 2B 1B	B 1 SAFE F X 1-1 ① FC6-4 G3 1B 1-2f		C F X 0-2 G3 2-H 1B		C B B X 2-1 ① L8		5	2	3	1	0	0	1
Sean Casey, L (1, 3) OBP: 0.419, SLG: 0.641 José Hernández, R (8, PH) OBP: 0.226, SLG: 0.240 (9, 7)	C B B B F B B 4-2 BB		S S B F B B X 2-2 12 1B 1-H 2B	C B X 1-1 ② G3 2-3		X 0-0 ① G3 2-3		F B B B X 3-1 41 1B 12 1B 1B		3 1	1 1	1 1	1 0	1 0	0 0	2 0
Jason Bay, R (1, 7) OBP: 0.425, SLG: 0.596 34 John Grabow, L (9, 1)	C F B S 1-3 ② K		D F S F D F T 2-2 ② K	C B X 2-1 1B 3-H		C F F F S 0-3 ② K		B C B F F X 2-2 ② F8		5 0	0 0	1 0	1 0	0 0	3 0	5 0
Craig Wilson, R (1, 9) OBP: 0.367, SLG: 0.528 Roberto Hernandez, R (8, 1) 41 Ryan Doumit, S (8, PH) OBP: 0.291, SLG: 0.449 (9, 3)	B C B S C 2-3 ③ K		C B D B B B 4-1 12 1B HR BB	C X 0-1 ③ F9		S B S S 1-3 ③ K		C B B F X 2-2 12 1B 1-2 1B		3 0 1	1 0 1	0 0 1	0 0 0	1 0 0	2 0 0	4 0 0
12 Freddy Sanchez, R (1, 5) OBP: 0.374, SLG: 0.506		X 0-0 ① F9	X 0-0 1-3 2-H HR 1B		B X 1-0 26 G6-4-3 BB 1B		C C F X 0-2 2B 2B	C X 0-1 1-3 2-H 1B 1B		5	2	4	2	0	0	0
Jose Castillo, R (1, 4) OBP: 0.353, SLG: 0.474		C X 0-1 HR	S B D X 2-1 1-H 3-H HR		B B B B 4-0 1-2 26 G6-4-3 BB		B D C F X 2-2 26 G6-3 13 SF8 2-H 2B	B B B C X 3-1 1-2 26 FC5-4 3-H 1B		4	3	4	6	1	0	0
26 Ronny Paulino, R (1, 2) OBP: 0.357, SLG: 0.388		B X 1-0 ② G5-3	B F B C F X 2-2 1B		C X 0-1 ① ② G6-4-3 1-2f 2-3		B B F X 2-1 ① G6-3 2-3	B C X 1-1 ③ FC5-4 1-2f		5	0	1	0	0	0	5
Victor Santos, R (1, 1) OBP: 0.100, SLG: 0.100 Damaso Marte, L (7, 1) 13 Nate McLouth, L (7, PH) OBP: 0.317, SLG: 0.360 (8, 9)		T C S 0-3 ③ K	F S F S 0-3 ③ K		C B F X 1-2 ③ G1-3		X 0-0 ② SF8 3-H			3 0 0	0 0 0	0 0 0	0 0 1	0 0 0	2 0 0	2 0 0
Inning Stats	R: 0 H: 1 E: 0 LOB: 2 K: 3 BB: 1 S: 12 P: 21	R: 1 H: 1 E: 0 LOB: 0 K: 1 BB: 0 S: 7 P: 8	R: 5 H: 5 E: 0 LOB: 1 K: 2 BB: 1 S: 27 P: 43	R: 1 H: 1 E: 1 LOB: 1 K: 0 BB: 1 S: 9 P: 17	R: 0 H: 1 E: 0 LOB: 1 K: 0 BB: 1 S: 6 P: 12	R: 1 H: 2 E: 0 LOB: 1 K: 2 BB: 0 S: 17 P: 20	R: 2 H: 2 E: 0 LOB: 0 K: 0 BB: 0 S: 12 P: 17	R: 2 H: 4 E: 0 LOB: 2 K: 0 BB: 0 S: 17 P: 30		1B: 10 SF: 1 2B: 5 SAC: 0 3B: 0 DP: 1 HR: 2 HBP: 0				WP: 0 PA: 44 PB: 0 SB: 0 CS: 0		

BOTTOM

Milwaukee Brewers @ Pittsburgh Pirates

PNC Park, Pittsburgh, PA

Tue May 30 2006, 7:05 PM EDT

Att. 14,300 - Partly Cloudy - 86 F

livebaseballscorecards.com

AB	39
R	12
H	17
RBI	12
BB	4
SO	8
LOB	19

PITCHER		IP	WLS	BF	H	R	ER	SO	BB	IBB	HBP	BLK	WP	HR	S	P	ERA	WHIP
Jorge De La Rosa, L ERA: 8.31	(1, 1)	3.0	L	18	7	6	6	6	2	0	0	0	0	2	46	72	18.00	3.000
57 Joe Winkelsas, R ERA: 3.86	(4, 1)	2.0		9	2	1	1	0	2	0	0	0	0	0	15	29	4.50	2.000
52 Jose Capellan, R ERA: 5.46	(6, 1)	2.0		10	4	3	3	2	0	0	0	0	0	0	29	37	13.50	2.000
Brian Shouse, L ERA: 5.63	(8, 1)	1.0		7	4	2	2	0	0	0	0	0	0	0	17	30	18.00	4.000

PITCHER	IP	WLS	BF	H	R	ER	SO	BB	IBB	HBP	BLK	WP	HR	S	P	ERA	WHIP

Batter	1	2	3	4	5	6	7	8	9	AB	R	H	RBI	BB	SO	LOB
Brady Clark, R (1, 8) OBP: 0.389, SLG: 0.342	C X 0-1 G1-3 1B		B S C X 1-2 ③ L5		B X 1-0 ③ P4			B C C B B X 3-2 ② G5-3		4	0	1	0	0	0	3
Jeff Cirillo, R (1, 4) OBP: 0.420, SLG: 0.538	C I B 1 B F X SAFE 2-2 ① G1-3 1-2			C B B C F X 2-2 ① G4-3		B F X 1-1 HR		X 0-0 ③ G6-3		4	1	1	1	0	0	1
Geoff Jenkins, L (1, 9) OBP: 0.326, SLG: 0.430	B B X 2-0 ② F9			B C F B X 2-2 ② L3		B F X 1-1 ① F7			C S X 0-2 ① G6-3	4	0	0	0	0	0	1
Carlos Lee, R (1, 7) OBP: 0.346, SLG: 0.563	C S F X 0-2 ③ G5-3			F B B C X 2-2 ③ F7		C S F T 0-2 ② K			B X 1-0 ② P6	4	0	0	0	0	1	1
28 Prince Fielder, L (1, 3) OBP: 0.370, SLG: 0.543		C F X 0-2 ① F7			C B X 1-1 ① G6-3	B B X 2-0 ③ G5-3			C F X 0-2 ③ F8	4	0	0	0	0	0	0
2 Bill Hall, R (1, 6) OBP: 0.320, SLG: 0.595		C S B B X 2-2 ② P4			B B B C X 3-1 BB 2B		B X 1-0 ① F8			3	0	1	0	0	0	0
47 Corey Koskie, L (1, 5) OBP: 0.356, SLG: 0.521		B C X 1-1 ③ F7			B B B 4-0 BB BB		C F B B S 2-3 ② K			2	0	0	0	1	1	0
Damian Miller, R (1, 2) OBP: 0.360, SLG: 0.500			X 0-0 ① G6-3		B B S B S 4-1 1-2 2-3 BB		B F B S F S 2-3 ③ K			2	0	0	0	1	1	0
39 Chris Capuano, L (1, 1) OBP: 0.120, SLG: 0.160			B S B S F S 2-3 ② K		C F X 0-2 ② F6			C B X 1-1 ① G3		2	0	0	0	0	1	3
Dan Kolb, R (7, 1)										0	0	0	0	0	0	0
18 Gabe Gross, L (8, PH) OBP: 0.314, SLG: 0.443										1	0	0	0	0	0	0
Derrick Turnbow, R (8, 1)										0	0	0	0	0	0	0
Inning Stats	R: 0 E: 0 K: 0 S: 11 H: 1 LOB: 1 BB: 0 P: 15	R: 0 E: 0 K: 0 S: 8 H: 0 LOB: 0 BB: 0 P: 11	R: 0 E: 0 K: 1 S: 8 H: 0 LOB: 0 BB: 0 P: 11	R: 0 E: 0 K: 0 S: 10 H: 0 LOB: 0 BB: 0 P: 16	R: 0 E: 0 K: 0 S: 9 H: 1 LOB: 3 BB: 2 P: 22	R: 1 E: 0 K: 1 S: 9 H: 1 LOB: 0 BB: 0 P: 13	R: 0 E: 0 K: 2 S: 7 H: 0 LOB: 0 BB: 0 P: 12	R: 0 E: 0 K: 0 S: 6 H: 0 LOB: 0 BB: 0 P: 10	R: 0 E: 0 K: 0 S: 7 H: 0 LOB: 0 BB: 0 P: 8	1B: 1 2B: 1 3B: 0 HR: 1 SF: 0 SAC: 0 DP: 0 HBP: 0						

PITCHER		IP	WLS	BF	H	R	ER	SO	BB	IBB	HBP	BLK	WP	HR	S	P	ERA	WHIP
45 Ian Snell, R ERA: 5.52	(1, 1)	6.0	W	23	3	1	1	2	2	0	0	0	0	1	55	88	1.50	0.833
16 Salomon Torres, R ERA: 4.89	(7, 1)	1.0		3	0	0	0	2	0	0	0	0	0	0	7	12	0.00	0.000
55 Matt Capps, R ERA: 4.56	(8, 1)	1.0		3	0	0	0	0	0	0	0	0	0	0	6	10	0.00	0.000
Michael Gonzalez, L ERA: 2.66	(9, 1)	1.0		3	0	0	0	0	0	0	0	0	0	0	7	8	0.00	0.000

PITCHER	IP	WLS	BF	H	R	ER	SO	BB	IBB	HBP	BLK	WP	HR	S	P	ERA	WHIP

TOP

Milwaukee Brewers @ Pittsburgh Pirates

PNC Park, Pittsburgh, PA

Wed May 31 2006, 7:05 PM EDT

Att. 15,434 - Partly Cloudy - 84 F

livebaseballscorecards.com

AB	30
R	1
H	3
RBI	1
BB	2
SO	4
LOB	9

WP: 0	PA: 32		
PB: 0			
SB: 0			
CS: 0			

BOTTOM

Milwaukee Brewers @ Pittsburgh Pirates

PNC Park, Pittsburgh, PA

Wed May 31 2006, 7:05 PM EDT

Att. 15,434 - Partly Cloudy - 84 F

livebaseballscorecards.com

Batter	1	2	3	4	5	6	7	8	9	AB	R	H	RBI	BB	SO	LOB
José Bautista, R (1, 8) OBP: 0.358, SLG: 0.477	C C C 0-3 ① K	B B B C X 3-1 ③ P3		B B B B 4-0 2 FC6-4 1-2 BB	B F D C S 2-3 ③ K			C F C 0-3 ① K		4	0	0	0	1	3	3
2 Jack Wilson, R (1, 6) OBP: 0.346, SLG: 0.455	C X 0-1 ① FC6-4 1B 1B	X 0-0 ① F8	C B X 1-1 ③ FC6-4 1-2f		C X 0-1 ① G6-3		B F X 1-1 ② P4			5	0	1	0	0	0	4
Sean Casey, L (1, 3) OBP: 0.417, SLG: 0.682	1 SAFE B C 1 S B F B X SAFE 3-2 FC6-4 1-2 1B	C F X 0-2 ② P2			C X 0-1 HR	C B B X 2-1 ② G1-3		B F F F B F S 2-3 ③ K		5	1	2	1	0	1	1
Jason Bay, R (1, 7) OBP: 0.422, SLG: 0.604	X 0-0 ② FC6-4 1-2f 2-3	B C X 1-1 ③ F9			X 0-0 HR	B X 1-0 ③ G5-3				4	1	1	1	0	0	2
Craig Wilson, R (1, 9) OBP: 0.359, SLG: 0.515 55 Matt Capps, R (8, 1) Michael Gonzalez, R (9, 1)	C 1 C F S SAFE 0-3 ③ K			X 0-0 ① G5-3	S B X 1-1 ① F8		B B X 2-0 ① L9			4 0 0	0 0 0	0 0 0	0 0 0	0 0 0	1 0 0	2 0 0
12 Freddy Sanchez, R (1, 5) OBP: 0.383, SLG: 0.519		C S B X 1-2 HR 1B	C B S X 1-2 26 1B 1B		C F B X 1-2 45 E 2B		C S B X 1-2 ② G5-3			4	3	3	0	0	0	0
Jose Castillo, R (1, 4) OBP: 0.361, SLG: 0.494		1 SAFE C F 1 B B B C X SAFE 2-2 1-H HR	C B B B F 1 SAFE F X 3-2 26 1B 1-2 1B	I I I 4-0 45 E IBB			B X 1-0 E6			3	1	2	2	1	0	0
26 Ronny Paulino, R (1, 2) OBP: 0.354, SLG: 0.383		C F X 0-2 ① G5-3	B F B B F B X 3-2 BB 1-3 2-H 1B	B S C S 1-3 ② K			1 SAFE B X 1-0 ③ G5-3			4	0	1	1	0	1	3
45 Ian Snell, R (1, 1) OBP: 0.067, SLG: 0.067 16 Salomon Torres, R (7, 1) 13 Nate McLouth, L (8, 9) OBP: 0.322, SLG: 0.365		C S F B B S 2-3 ② K	1 SAFE C M L 0-3 ② K	F F X 0-2 E9 1-3 2-H 1B				B B X 2-0 1B		3 0 1	0 0 0	1 0 1	1 0 0	0 0 0	2 0 0	2 0 0
Inning Stats	R: 0 H: 2 E: 0 LOB: 2 K: 2 BB: 0 S: 14 P: 17	R: 2 H: 2 E: 0 LOB: 0 K: 1 BB: 0 S: 15 P: 23	R: 0 H: 0 E: 0 LOB: 0 K: 0 BB: 0 S: 6 P: 7	R: 1 H: 3 E: 0 LOB: 3 K: 1 BB: 1 S: 16 P: 28	R: 3 H: 4 E: 1 LOB: 2 K: 2 BB: 1 S: 17 P: 26	R: 0 H: 0 E: 0 LOB: 0 K: 0 BB: 0 S: 5 P: 8	R: 0 H: 0 E: 1 LOB: 1 K: 0 BB: 0 S: 6 P: 11	R: 0 H: 1 E: 0 LOB: 1 K: 2 BB: 0 S: 11 P: 16		1B: 8 SF: 0 2B: 1 SAC: 0 3B: 0 DP: 0 HR: 3 HBP: 0						

	AB	37
	R	6
	H	12
	RBI	6
	BB	2
	SO	8
	LOB	17

WP: 0 PA: 39
PB: 0
SB: 0
CS: 0

PITCHER		IP	WLS	BF	H	R	ER	SO	BB	IBB	HBP	BLK	WP	HR	S	P	ERA	WHIP
39 Chris Capuano, L ERA: 3.33	(1, 1)	6.0	L	31	11	6	6	6	1	1	0	0	0	3	73	109	9.00	2.000
Dan Kolb, R ERA: 2.87	(7, 1)	1.0		4	0	0	0	0	0	0	0	0	0	0	6	11	0.00	0.000
Derrick Turnbow, R ERA: 3.52	(8, 1)	1.0		4	1	0	0	2	0	0	0	0	0	0	11	16	0.00	1.000

PITCHER	IP	WLS	BF	H	R	ER	SO	BB	IBB	HBP	BLK	WP	HR	S	P	ERA	WHIP

Batter	1	2	3	4	5	6	7	8	9	AB	R	H	RBI	BB	SO	LOB
23 Rickie Weeks Jr., R (1, 4) OBP: 0.387, SLG: 0.449	F7		FC5-4 S 1-2f		F9		CS HBP			3	0	0	0	0	0	2
Jeff Cirillo, R (1, 5) OBP: 0.411, SLG: 0.522	G6-3		K 1-2		2 1B 2-H		CS 1-2	F7		4	0	1	1	0	1	1
2 Bill Hall, R (1, 6) OBP: 0.324, SLG: 0.593	G6-3			28 G1-3 WP 1 2B	1B 1-3			F8		4	1	2	0	0	0	0
Carlos Lee, R (1, 7) OBP: 0.349, SLG: 0.577		1 BB 1B		K 1-2	G2-3			HR		4	1	2	1	0	1	3
28 Prince Fielder, L (1, 3) OBP: 0.364, SLG: 0.532		P5		G1-3 2-3		G6-3		P4		4	0	0	0	0	0	2
1 Corey Hart, R (1, 9) OBP: 0.438, SLG: 0.467		L5-3 BB 1-2		2B 3-H		CS 1B			G6-3	3	0	2	1	1	0	0
Chad Moeller, R (1, 2) OBP: 0.303, SLG: 0.393		L5-3 1-1		P4		F7			2B	4	0	1	0	0	0	4
Brady Clark, R (1, 8) OBP: 0.391, SLG: 0.345			23 FC5-4 1B	31 SH1-4 1B		CS 1-2	K		K	4	1	2	0	0	2	1
31 Dave Bush, R (1, 1) OBP: 0.174, SLG: 0.174			K	SH1-4 1-2			G6-3		K	2	0	0	0	0	1	1
Matt Wise, R (8, 1)										0	0	0	0	0	0	0
47 Corey Koskie, L (9, PH) OBP: 0.354, SLG: 0.517										1	0	0	0	0	1	1
Derrick Turnbow, R (9, 1)										0	0	0	0	0	0	0
Inning Stats	R: 0 E: 0 K: 0 S: 7 H: 0 LOB: 0 BB: 0 P: 12	R: 0 E: 0 K: 0 S: 7 H: 1 LOB: 1 BB: 1 P: 15	R: 0 E: 0 K: 2 S: 10 H: 1 LOB: 1 BB: 0 P: 14	R: 1 E: 0 K: 1 S: 10 H: 2 LOB: 1 BB: 0 P: 15	R: 1 E: 0 K: 0 S: 10 H: 3 LOB: 2 BB: 0 P: 14	R: 0 E: 0 K: 0 S: 3 H: 1 LOB: 0 BB: 0 P: 5	R: 0 E: 0 K: 1 S: 9 H: 0 LOB: 0 BB: 0 P: 12	R: 1 E: 0 K: 0 S: 17 H: 1 LOB: 0 BB: 0 P: 24	R: 0 E: 0 K: 2 S: 13 H: 1 LOB: 1 BB: 0 P: 18	1B: 7 2B: 3 3B: 0 HR: 1 SF: 0 SAC: 1 DP: 1 HBP: 1						

PITCHER		IP	WLS	BF	H	R	ER	SO	BB	IBB	HBP	BLK	WP	HR	S	P	ERA	WHIP
28 Paul Maholm, L ERA: 4.36	(1, 1)	7.0		28	8	2	2	4	1	0	1	0	1	0	56	87	2.57	1.286
Roberto Hernandez, R ERA: 2.31	(8, 1)	1.0		4	1	1	1	0	0	0	0	0	0	1	17	24	9.00	1.000
55 Matt Capps, R ERA: 4.44	(9, 1)	0.2		3	1	0	0	1	0	0	0	0	0	0	10	13	0.00	1.500
34 John Grabow, L ERA: 5.14	(9, 1)	0.1	W	1	0	0	0	1	0	0	0	0	0	0	3	5	0.00	0.000

PITCHER	IP	WLS	BF	H	R	ER	SO	BB	IBB	HBP	BLK	WP	HR	S	P	ERA	WHIP

TOP

Milwaukee Brewers @ Pittsburgh Pirates

PNC Park, Pittsburgh, PA

Thu Jun 01 2006, 12:35 PM EDT

Att. 12,899 - Cloudy - 85 F

livebaseballscorecards.com

AB	33
R	3
H	10
RBI	3
BB	1
SO	6
LOB	15

WP: 1	PA: 38		
PB: 0			
SB: 1			
CS: 2			

BOTTOM

Batter	1	2	3	4	5	6	7	8	9	AB	R	H	RBI	BB	SO	LOB
13 Nate McLouth, L (1, 8) OBP: 0.313, SLG: 0.354	C X 0-1 ① G4-3		B C B C F B C 3-3 ③ K			C B F F X 1-2 ① F7		C L B F F F X 1-2 ① F9		4	0	0	0	0	1	1
2 Jack Wilson, R (1, 6) OBP: 0.338, SLG: 0.445	B C F F B B X 3-2 ② G4-3			B C X 1-1 ① B1-3		C X 0-1 ② F7		B C F B X 2-2 ② L5		4	0	0	0	0	0	1
Sean Casey, L (1, 3) OBP: 0.385, SLG: 0.625	C B F F F B F B X 3-2 ③ G4-3			X 0-0 ② F7		B B B C X 3-1 ③ G4-3		X 0-0 ③ F8		4	0	0	0	0	0	1
Jason Bay, R (1, 7) OBP: 0.415, SLG: 0.592		C B X 1-1 ① F9		C F B F B X 2-2 ③ G6-3			F X 0-1 ① G6-3		B S B F X 2-2 ① F8	4	0	0	0	0	0	0
Jeromy Burnitz, L (1, 9) OBP: 0.293, SLG: 0.427 José Hernández, R (9, PR) OBP: 0.226, SLG: 0.240		C B F F X 1-2 ② F8			F X 0-1 12 1B SF9 2B		F B F B B B 4-2 12 1B SF7 BB		S B X 1-1 12 G4-3 2B 2B	3 0	2 1	2 0	0 0	1 0	0 0	0 0
12 Freddy Sanchez, R (1, 5) OBP: 0.391, SLG: 0.521		H 1-0 HBP			B F X 1-1 SF9 2-3 1B		B B F C B X 3-2 SF7 WP 1-3 1B		B B F X 2-1 ② G4-3 2-3	3	0	2	0	0	0	1
Jose Castillo, R (1, 4) OBP: 0.359, SLG: 0.500	C S F 1 SAFE S 0-3 ③ K				C S X 0-2 ① SF9 1-2 3-H		C S B F B X 2-2 ② SF7 1-3 3-H		T X 0-1 41 1B 3-H 2B	2	1	1	3	0	1	1
41 Ryan Doumit, S (1, 2) OBP: 0.288, SLG: 0.434			C B B X 2-1 ① F9		F B F S 1-3 ② K		C X 0-1 ③ G4-3		B D F B X 3-1 2-H 1B	4	0	1	1	0	1	2
28 Paul Maholm, L (1, 1) OBP: 0.050, SLG: 0.050 Roberto Hernandez, R (8, 1) José Bautista, R (8, PH) OBP: 0.366, SLG: 0.500 55 Matt Capps, R (9, 1) 34 John Grabow, L (9, 1)			B X 1-0 ② G3-1		B F B F S 2-3 ③ K			C X 0-1 2B		2 0 1 0 0	0 0 0 0 0	0 0 1 0 0	0 0 0 0 0	0 0 0 0 0	1 0 0 0 0	1 0 0 0 0
Inning Stats	R: 0 E: 0 K: 0 S: 12 H: 0 LOB: 0 BB: 0 P: 18	R: 0 E: 0 K: 1 S: 10 H: 0 LOB: 1 BB: 0 P: 13	R: 0 E: 0 K: 1 S: 7 H: 0 LOB: 0 BB: 0 P: 13	R: 0 E: 0 K: 0 S: 7 H: 0 LOB: 0 BB: 0 P: 10	R: 1 E: 0 K: 2 S: 13 H: 2 LOB: 1 BB: 0 P: 17	R: 0 E: 0 K: 0 S: 8 H: 0 LOB: 0 BB: 0 P: 12	R: 1 E: 0 K: 0 S: 13 H: 1 LOB: 1 BB: 1 P: 22	R: 0 E: 0 K: 0 S: 12 H: 1 LOB: 1 BB: 0 P: 15	R: 2 E: 0 K: 0 S: 11 H: 3 LOB: 2 BB: 0 P: 19	1B: 3 2B: 4 3B: 0 HR: 0		SF: 2 SAC: 0 DP: 0 HBP: 1		WP: 1 PB: 0 SB: 0 CS: 0		PA: 35

PITCHER		IP	WLS	BF	H	R	ER	SO	BB	IBB	HBP	BLK	WP	HR	S	P	ERA	WHIP
31 Dave Bush, R ERA: 4.95	(1, 1)	7.0		26	3	2	2	4	1	0	1	0	1	0	70	105	2.57	0.571
Matt Wise, R ERA: 2.79	(8, 1)	1.0	H	4	1	0	0	0	0	0	0	0	0	0	12	15	0.00	1.000
Derrick Turnbow, R ERA: 4.18	(9, 1)	0.2	L	5	3	2	2	0	0	0	0	0	0	0	11	19	27.00	4.500

PITCHER	IP	WLS	BF	H	R	ER	SO	BB	IBB	HBP	BLK	WP	HR	S	P	ERA	WHIP

Milwaukee Brewers @ Pittsburgh Pirates

PNC Park, Pittsburgh, PA

Thu Jun 01 2006, 12:35 PM EDT

Att. 12,899 - Cloudy - 85 F

livebaseballscorecards.com

AB	31
R	4
H	7
RBI	4
BB	1
SO	4
LOB	8

Batter	1	2	3	4	5	6	7	8	9	AB	R	H	RBI	BB	SO	LOB
Eric Young Sr., R (1, 7) OBP: 0.301, SLG: 0.292	C X 0-1 24 S 24 1B 1B	C B F X 1-2 24 FC1-2-5 1-3 2B	B F S B B X 3-2 ③ F8		F S F F F X 0-2 1-2 1B					4	1	3	0	0	0	2
Mike Cameron, R (1, 8) OBP: 0.321, SLG: 0.308	B F F F B S 2-3 ① K	C B F B S 2-3 ① K		F F D D X 2-2 24 HR 1B	F S S 0-3 ② K					4	1	1	0	0	3	5
24 Brian Giles, L (1, 9) OBP: 0.401, SLG: 0.419	C C B B B X 3-2 1-H HR 1B	C B X 1-1 ② FC1-2-5 2-3 3-H		B X 1-0 1-H HR	B X 1-0 ③ P6					4	2	2	3	0	0	4
Mike Piazza, R (1, 2) OBP: 0.333, SLG: 0.489	C F B X 1-2 1-H HR	C F S 0-3 ③ K		X 0-0 ① G1-6-3		B S F B X 2-2 ① 1B				4	1	2	2	0	1	2
Mark Bellhorn, S (1, 5) OBP: 0.314, SLG: 0.463	C B X 1-1 ② L6		C F F F D S 1-3 ① K	F C C 0-3 ② K		B B F F D F S 3-3 ② K				4	0	0	0	0	3	0
3 Khalil Greene, R (1, 6) OBP: 0.304, SLG: 0.430	F B S B H 3-2 HBP		C B B X 2-1 ② G1-3	F B B F X 2-2 2B		B X 1-0 ③ G1-3				3	0	1	0	0	0	0
23 Adrián González, L (1, 3) OBP: 0.302, SLG: 0.398	B S 1 SAFE D S S F B S 3-3 ③ K		F F D X 1-2 1B 1B	C F X 0-2 ③ F8						3	1	1	0	0	1	2
Josh Barfield, R (1, 4) OBP: 0.303, SLG: 0.382		X 0-0 1B 2B	B B B C F F X 3-2 1B 1-3 1B		X 0-0 ① G6-3					3	1	2	0	0	0	0
Chan Ho Park, R (1, 1) OBP: 0.400, SLG: 0.400		L B F F X 1-2 2B 24 FC1-2-5 2-H 1B	B S S F F B X 2-2 1-2 3-H 1B		B X 1-0 1B 1B					3	0	3	2	0	0	0
Inning Stats	R: 3 H: 3 E: 0 LOB: 1 K: 2 BB: 0 S: 20 P: 33	R: 1 H: 3 E: 0 LOB: 2 K: 2 BB: 0 S: 16 P: 21	R: 1 H: 3 E: 0 LOB: 2 K: 1 BB: 0 S: 22 P: 34	R: 2 H: 3 E: 0 LOB: 1 K: 1 BB: 0 S: 14 P: 19	R: 0 H: 2 E: 0 LOB: 2 K: 1 BB: 0 S: 12 P: 14	R: 0 H: 1 E: 0 LOB: 0 K: 1 BB: 0 S: 8 P: 14				1B: 10 SF: 0 2B: 3 SAC: 0 3B: 0 DP: 0 HR: 2 HBP: 1						

TOP

San Diego Padres @ Pittsburgh Pirates

PNC Park, Pittsburgh, PA

Fri Jun 02 2006, 7:05 PM EDT

Att. 20,777 - Rain - 62 F

livebaseballscorecards.com

AB	32
R	7
H	15
RBI	7
BB	0
SO	8
LOB	15

WP: 0 PA: 33
PB: 0
SB: 1
CS: 0

PITCHER		IP	WLS	BF	H	R	ER	SO	BB	IBB	HBP	BLK	WP	HR	S	P	ERA	WHIP
Oliver Pérez, L ERA: 5.98	(1, 1)	3.0	L	19	9	5	5	5	0	0	1	0	0	1	58	88	15.00	3.000
Ryan Vogelsong, R ERA: 4.35	(4, 1)	3.0		14	6	2	2	3	0	0	0	0	0	1	34	47	6.00	2.000

PITCHER	IP	WLS	BF	H	R	ER	SO	BB	IBB	HBP	BLK	WP	HR	S	P	ERA	WHIP

Batter	1	2	3	4	5	6	7	8	9	AB	R	H	RBI	BB	SO	LOB
13 Nate McLouth, L (1, 8) OBP: 0.320, SLG: 0.364	B C X 1-1 ① F8		B B B C B 4-1 2 1B BB		X 0-0 1-3 2B					2	0	1	0	1	0	0
2 Jack Wilson, R (1, 6) OBP: 0.338, SLG: 0.443	B X 1-0 ② G5-3		C F B B X 2-2 1-2 1B		B C F S 1-3 ② K					3	0	1	0	0	1	2
Sean Casey, L (1, 3) OBP: 0.364, SLG: 0.588	B B C C S 2-3 ③ K		B F B X 2-1 ③ L6		B C B X 2-1 ③ P5					3	0	0	0	0	1	4
Jason Bay, R (1, 7) OBP: 0.414, SLG: 0.593		C B C F D C 2-3 ① K		F F S 0-3 ① K		X 0-0 2B				3	0	1	0	0	2	0
Jeromy Burnitz, L (1, 9) OBP: 0.299, SLG: 0.433		B B B C F F F B 4-2 12 FC1-6 BB		B X 1-0 PB 2B		B D B C F F C 3-3 ① K				2	0	1	0	1	1	1
12 Freddy Sanchez, R (1, 5) OBP: 0.385, SLG: 0.512		B B F X 2-1 ② FC1-6 1-2f		X 0-0 ② F8		C F F S 0-3 ② K				3	0	0	0	0	1	3
Jose Castillo, R (1, 4) OBP: 0.353, SLG: 0.492		X 0-0 ③ L6		C B X 1-1 ③ G5-3 2-3		C B F S 1-3 ③ K				3	0	0	0	0	1	3
26 Ronny Paulino, R (1, 2) OBP: 0.356, SLG: 0.385			C B C X 1-2 ① P4		B C B B X 3-1 13 2B 1B					2	0	1	0	0	0	0
Oliver Pérez, L (1, 1) OBP: 0.143, SLG: 0.143			X 0-0 ② G5-3		B F F C 1-3 ① K					0	0	0	0	0	0	0
José Hernández, R (3, PH) OBP: 0.222, SLG: 0.235										1	0	0	0	0	0	0
Ryan Vogelsong, R (4, 1) OBP: 0.500, SLG: 0.333										1	0	0	0	0	1	1
Inning Stats	R: 0 E: 0 K: 1 S: 6 H: 0 LOB: 0 BB: 0 P: 10	R: 0 E: 0 K: 1 S: 11 H: 0 LOB: 1 BB: 1 P: 19	R: 0 E: 0 K: 0 S: 11 H: 1 LOB: 2 BB: 1 P: 20	R: 0 E: 0 K: 1 S: 7 H: 1 LOB: 1 BB: 0 P: 9	R: 0 E: 0 K: 2 S: 11 H: 2 LOB: 2 BB: 0 P: 18	R: 0 E: 0 K: 3 S: 12 H: 1 LOB: 1 BB: 0 P: 16				1B: 2 2B: 3 3B: 0 HR: 0 SF: 0 SAC: 0 DP: 0 HBP: 0						

PITCHER	IP	WLS	BF	H	R	ER	SO	BB	IBB	HBP	BLK	WP	HR	S	P	ERA	WHIP
Chan Ho Park, R (1, 1) ERA: 4.26	6.0	W	25	5	0	0	8	2	0	0	0	0	0	58	92	0.00	1.167

PITCHER	IP	WLS	BF	H	R	ER	SO	BB	IBB	HBP	BLK	WP	HR	S	P	ERA	WHIP

BOTTOM

San Diego Padres @ Pittsburgh Pirates

PNC Park, Pittsburgh, PA

Fri Jun 02 2006, 7:05 PM EDT

Att. 20,777 - Rain - 62 F

livebaseballscorecards.com

AB	23
R	0
H	5
RBI	0
BB	2
SO	8
LOB	14

WP: 0 PA: 25
PB: 1
SB: 0
CS: 0

San Diego Padres @ Pittsburgh Pirates

PNC Park, Pittsburgh, PA

Sat Jun 03 2006, 7:05 PM EDT

Att. 30,639 - Cloudy - 65 F

TOP

livebaseballscorecards.com

Batter	1	2	3	4	5	6	7	8	9	AB	R	H	RBI	BB	SO	LOB
Eric Young Sr., R (1, 7) OBP: 0.303, SLG: 0.284	G1-3	CS, BB			G1-3			G6-3	FC6-4-3-2 1-2f 2-H	2	0	0	0	1	0	0
Dave Roberts, L (8, PH) OBP: 0.360, SLG: 0.411										2	0	0	0	0	0	2
(8, 7)																
Mike Cameron, R (1, 8) OBP: 0.325, SLG: 0.309	1B, 24 S, 3 2B, 1B	1 SAFE 1 SAFE CS 1-2	F7		BB			F8		3	1	1	0	1	0	0
24 Brian Giles, L (1, 9) OBP: 0.402, SLG: 0.415	3 2B, 1B 1-2 BB		F9		G4-3			BB		2	1	0	0	2	0	1
Mike Piazza, R (1, 2) OBP: 0.338, SLG: 0.496	K		2B			G6-3		1B 1-2		4	0	2	0	0	1	2
Mark Bellhorn, S (1, 3) OBP: 0.312, SLG: 0.455	3 2B, 1B 1-2 2-3		K			G5-3		G1-3		4	1	1	0	0	1	3
3 Khalil Greene, R (1, 6) OBP: 0.308, SLG: 0.442	2B 1-H 2-H 3-H			F9		G6-3			1B, SF8, 2B	4	1	2	3	0	0	0
Vinny Castilla, R (1, 5) OBP: 0.265, SLG: 0.263	G6-3			G6-3			G5-3		28 BB, FC6-4-3-2, 1B 2-3	4	0	1	0	0	0	1
Josh Barfield, R (1, 4) OBP: 0.297, SLG: 0.376		G6-3		G1-4-3			G5-3		SF8 3-H	3	0	0	1	0	0	0
39 Mike Thompson, R (1, 1)		K			K				BB, FC6-4-3-2 1-2	1	0	0	0	0	1	0
Rob Bowen, S (5, PH) OBP: 0.500, SLG: 0.615										1	0	0	0	0	1	0
Jon Adkins, L (5, 1)										0	0	0	0	0	0	0
Geoff Blum, S (7, PH) OBP: 0.348, SLG: 0.435										1	0	0	0	0	0	0
Alan Embree, L (7, 1)										0	0	0	0	0	0	0
Brian Sikorski, R (8, 1)										0	0	0	0	0	0	0
28 Josh Bard, S (9, PH) OBP: 0.400, SLG: 0.688										0	0	0	0	1	0	0
Inning Stats	R: 3 H: 3 E: 0 LOB: 1 K: 1 BB: 1 S: 14 P: 28	R: 0 H: 0 E: 0 LOB: 0 K: 1 BB: 1 S: 5 P: 10	R: 0 H: 1 E: 0 LOB: 1 K: 1 BB: 0 S: 13 P: 20	R: 0 H: 0 E: 0 LOB: 0 K: 0 BB: 0 S: 6 P: 9	R: 0 H: 0 E: 0 LOB: 1 K: 1 BB: 1 S: 10 P: 16	R: 0 H: 0 E: 0 LOB: 0 K: 0 BB: 0 S: 6 P: 11	R: 0 H: 0 E: 0 LOB: 0 K: 0 BB: 0 S: 5 P: 7	R: 0 H: 1 E: 0 LOB: 2 K: 0 BB: 1 S: 11 P: 20	R: 1 H: 2 E: 0 LOB: 2 K: 0 BB: 1 S: 10 P: 14	1B: 4 SF: 1 2B: 3 SAC: 0 3B: 0 DP: 0 HR: 0 HBP: 0						

AB	31
R	4
H	7
RBI	4
BB	5
SO	4
LOB	9

WP: 0 PA: 38
PB: 0
SB: 1
CS: 1

PITCHER		IP	WLS	BF	H	R	ER	SO	BB	IBB	HBP	BLK	WP	HR	S	P	ERA	WHIP
57 Zach Duke, L ERA: 4.23	(1, 1)	7.0	W	27	4	3	3	4	3	0	0	0	0	0	59	101	3.86	1.000
Roberto Hernandez, R ERA: 2.22	(8, 1)	1.0	H	5	1	0	0	0	1	0	0	0	0	0	11	20	0.00	2.000
Michael Gonzalez, L ERA: 2.95	(9, 1)	1.0	S	5	2	1	1	0	1	0	0	0	0	0	10	14	9.00	3.000

PITCHER	IP	WLS	BF	H	R	ER	SO	BB	IBB	HBP	BLK	WP	HR	S	P	ERA	WHIP

Batter	1	2	3	4	5	6	7	8	9	AB	R	H	RBI	BB	SO	LOB
13 Nate McLouth, L (1, 8) (9, 9) OBP: 0.318, SLG: 0.360	0-1 FC1-6-5-4 1B 3-1 F8			1-0 G3		0-2 L5				4	0	1	0	0	0	2
2 Jack Wilson, R (1, 6) OBP: 0.337, SLG: 0.444	3-2 FC1-6-5-4 1B 1B 1-2	0-2 G6-3		2-2 2B		0-2 P4				4	1	1	0	0	0	1
Sean Casey, L (1, 3) OBP: 0.339, SLG: 0.545	1-1 L7	3-2 G6-3		0-1 F8			1-3 K			4	0	0	0	0	1	2
Jason Bay, R (1, 7) OBP: 0.419, SLG: 0.592	2-1 12 HBP 1B 1B 1-2 1B	4-2 BB		4-1 BB			3-3 K			2	1	1	0	2	1	0
Jeromy Burnitz, L (1, 9) OBP: 0.298, SLG: 0.429 José Bautista, R (9, 8) OBP: 0.366, SLG: 0.500	0-0 1B 12 HBP 26 1B 1-2 2-H 1B	2-2 F9		0-0 G3			0-0 G4-3			4 0	1 0	1 0	1 0	0 0	0 0	3 0
12 Freddy Sanchez, R (1, 5) OBP: 0.387, SLG: 0.509	2-1 1B 26 1B 1-2 2-3 HBP		0-1 FC6-4 1B		0-0 L9			2-2 G5-3		3	1	1	0	0	0	0
Jose Castillo, R (1, 4) OBP: 0.356, SLG: 0.492	1-2 26 1B 57 1B 1-2 2-3 3-H 1B		0-1 FC6-4 26 E 26 SF9 1-2f		0-1 F8			0-2 26 CS 1B		4	2	2	1	0	0	1
26 Ronny Paulino, R (1, 2) OBP: 0.360, SLG: 0.392	2-1 57 1B 1-3 2-H 3-H 1B		1-1 SF9 1-H		1-2 G5-3			3-2 1-2 1B		3	0	2	3	0	0	0
57 Zach Duke, L (1, 1) OBP: 0.217, SLG: 0.182 Roberto Hernandez, R (8, 1) 41 Ryan Doumit, S (8, PH) OBP: 0.283, SLG: 0.426 Michael Gonzalez, R (9, 1)	0-1 1-2 3-H 1B		0-0 G2-3			1-1 F7		3-3 K		3 0 1 0	0 0 0 0	1 0 0 0	1 0 0 0	0 0 1 0	0 0 1 0	0 0 1 0
Inning Stats	R: 5 E: 0 K: 0 S: 20 H: 6 LOB: 2 BB: 0 P: 34	R: 0 E: 0 K: 0 S: 16 H: 0 LOB: 1 BB: 1 P: 25	R: 1 E: 1 K: 0 S: 7 H: 1 LOB: 0 BB: 0 P: 8	R: 0 E: 0 K: 0 S: 10 H: 1 LOB: 2 BB: 1 P: 17	R: 0 E: 0 K: 0 S: 6 H: 0 LOB: 0 BB: 0 P: 7	R: 0 E: 0 K: 0 S: 8 H: 0 LOB: 0 BB: 0 P: 9	R: 0 E: 0 K: 2 S: 8 H: 0 LOB: 0 BB: 0 P: 12	R: 0 E: 0 K: 1 S: 17 H: 2 LOB: 1 BB: 0 P: 25		1B: 9 2B: 1 3B: 0 HR: 0	SF: 1 SAC: 0 DP: 0 HBP: 1					

PITCHER		IP	WLS	BF	H	R	ER	SO	BB	IBB	HBP	BLK	WP	HR	S	P	ERA	WHIP
39 Mike Thompson, R ERA: 4.91	(1, 1)	4.0	L	23	8	6	5	0	2	0	1	0	0	0	53	84	11.25	2.500
Jon Adkins, R ERA: 3.21	(5, 1)	2.0		6	0	0	0	0	0	0	0	0	0	0	14	16	0.00	0.000
Alan Embree, L ERA: 4.74	(7, 1)	1.0		3	0	0	0	2	0	0	0	0	0	0	8	12	0.00	0.000
Brian Sikorski, R ERA:	(8, 1)	1.0		4	2	0	0	1	0	0	0	0	0	0	17	25	0.00	2.000

PITCHER	IP	WLS	BF	H	R	ER	SO	BB	IBB	HBP	BLK	WP	HR	S	P	ERA	WHIP

BOTTOM

San Diego Padres @ Pittsburgh Pirates

PNC Park, Pittsburgh, PA

Sat Jun 03 2006, 7:05 PM EDT
Att. 30,639 - Cloudy - 65 F

livebaseballscorecards.com

AB	32
R	6
H	10
RBI	6
BB	2
SO	3
LOB	10

San Diego Padres @ Pittsburgh Pirates

PNC Park, Pittsburgh, PA

Sun Jun 04 2006, 1:35 PM EDT

Att. 26,857 - Cloudy - 56 F

TOP

livebaseballscorecards.com

Batter	1	2	3	4	5	6	7	8	9	AB	R	H	RBI	BB	SO	LOB
Dave Roberts, L (1, 7) OBP: 0.358, SLG: 0.413	B F B F B X 3-2 ① G4-3		C B F B B B F F F X 3-2 24 1B 2B		C B B B C F F X 3-2 ① L7		C B B D F X 3-2 ② F7			4	1	1	0	0	0	1
Mike Cameron, R (1, 8) OBP: 0.329, SLG: 0.314	B B C X 2-1 28 S 1B		B C F B S 2-3 ① K		B X 1-0 24 S 1B		S B C B X 2-2 ③ FC5-4 1-2f			4	0	2	0	0	1	2
24 Brian Giles, L (1, 9) OBP: 0.404, SLG: 0.414	1 SAFE 1 SAFE B 1 SAFE F X 1-1 ② F8		B C X 1-1 28 FC6-4 2-H 1B		B B C B C D 4-2 28 G4-6-3 1-2 BB			B B X 2-0 ① P5		3	0	1	1	1	0	1
28 Josh Bard, S (1, 2) OBP: 0.378, SLG: 0.647	1 SAFE B D F B S X 3-2 ③ L9 1-2		B F X 1-1 ② FC6-4 1-2f		S B B X 2-1 ②③ G4-6-3 1-2f			X 0-0 ② F8		4	0	0	0	0	0	4
3 Khalil Greene, R (1, 6) OBP: 0.307, SLG: 0.438		C C X 0-2 23 CS 1B	C B C C S 1-3 ③ K			C X 0-1 ① G6-3		B B X 2-0 ③ F8		4	0	1	0	0	1	1
23 Adrián González, L (1, 3) OBP: 0.306, SLG: 0.402		B B B C S B 4-2 ① 2B 1-2 BB		B F B B B F F F X 3-2 2B		S B T F F X 1-2 ② G3			B S F B B F X 3-2 ① F9	3	0	1	0	1	0	0
Geoff Blum, S (1, 5) OBP: 0.343, SLG: 0.424		B B X 2-0 ② F8	B C F F S 1-3 ① K			X 0-0 ③ P5			C B B X 2-1 1B	4	0	1	0	0	1	2
Josh Barfield, R (1, 4) OBP: 0.296, SLG: 0.378		B C F B F F F X 2-2 1-3 2B	F F B S 1-3 ② K				C B X 1-1 ① F9		C S D S 1-3 ② K	4	0	1	0	0	2	2
32 Chris Young, R (1, 1) OBP: 0.174, SLG: 0.261 Mike Piazza, R (9, PH) OBP: 0.335, SLG: 0.493 Trevor Hoffman, R (9, 1)		B C X 1-1 ③ L8	B B C C S 2-3 ③ K				C B X 1-1 FC5-4 1B		C S 1 SAFE B F B X 2-2 ③ F9	3 1 0	0 0 0	1 0 0	0 0 0	0 0 0	1 0 0	3 1 0
Inning Stats	R: 0 H: 1 E: 0 LOB: 1 K: 0 BB: 0 S: 10 P: 19	R: 0 H: 2 E: 0 LOB: 2 K: 0 BB: 1 S: 14 P: 23	R: 1 H: 2 E: 0 LOB: 1 K: 2 BB: 0 S: 16 P: 24	R: 0 H: 1 E: 0 LOB: 1 K: 3 BB: 0 S: 15 P: 22	R: 0 H: 1 E: 0 LOB: 1 K: 0 BB: 1 S: 10 P: 20	R: 0 H: 0 E: 0 LOB: 0 K: 0 BB: 0 S: 8 P: 9	R: 0 H: 1 E: 0 LOB: 1 K: 0 BB: 0 S: 10 P: 17	R: 0 H: 0 E: 0 LOB: 0 K: 0 BB: 0 S: 3 P: 7	R: 0 H: 1 E: 0 LOB: 1 K: 1 BB: 0 S: 13 P: 21	1B: 6 SF: 0 2B: 3 SAC: 0 3B: 0 DP: 1 HR: 0 HBP: 0						WP: 0 PA: 36 PB: 0 SB: 2 CS: 1

	AB	34
	R	1
	H	9
	RBI	1
	BB	2
	SO	6
	LOB	17

PITCHER		IP	WLS	BF	H	R	ER	SO	BB	IBB	HBP	BLK	WP	HR	S	P	ERA	WHIP
Victor Santos, R ERA: 4.7	(1, 1)	5.0	L	22	7	1	1	5	2	0	0	0	0	0	65	108	1.80	1.800
Damaso Marte, L ERA: 2.84	(6, 1)	1.0		3	0	0	0	0	0	0	0	0	0	0	8	9	0.00	0.000
16 Salomon Torres, R ERA: 4.62	(7, 1)	2.0		7	1	0	0	0	0	0	0	0	0	0	13	24	0.00	0.500
Roberto Hernandez, R ERA: 2.13	(9, 1)	1.0		4	1	0	0	1	0	0	0	0	0	0	13	21	0.00	1.000

PITCHER	IP	WLS	BF	H	R	ER	SO	BB	IBB	HBP	BLK	WP	HR	S	P	ERA	WHIP

San Diego Padres @ Pittsburgh Pirates

PNC Park, Pittsburgh, PA

Sun Jun 04 2006, 1:35 PM EDT

Att. 26,857 - Cloudy - 56 F

livebaseballscorecards.com

BOTTOM

Batter	1	2	3	4	5	6	7	8	9	AB	R	H	RBI	BB	SO	LOB
13 Nate McLouth, L (1, 8) OBP: 0.312, SLG: 0.353	C F B F X 1-2 F9 ①			X 0-0 F8 ①		X 0-0 SH5-3 ② 1-2			C B C B B F X 3-2 F8 ①	3	0	0	0	0	0	0
José Bautista, R (1, 5) OBP: 0.360, SLG: 0.478	B F B B X 3-1 P4 ②			B C F B B B 4-2 BB		B F D X 2-1 P4 ③			C S X 0-2 G4-3 ②	3	0	0	0	1	0	1
Sean Casey, L (1, 3) OBP: 0.317, SLG: 0.508	B X 1-0 F8 ③			C B B X 2-1 F7 ②			B X 1-0 G6-3 ①		C X 0-1 F7 ③	4	0	0	0	0	0	1
Jason Bay, R (1, 7) OBP: 0.418, SLG: 0.598		S T F B X 1-2 F7 ①		1 SAFE S B F S 1-3 K ③			C B F B B F F X 3-2 3B			3	0	1	0	0	1	1
Jeromy Burnitz, L (1, 9) OBP: 0.294, SLG: 0.422		B S B S S 2-3 K ②			F F B F F B F X 2-2 F9 ①		C X 0-1 P5 ②			3	0	0	0	0	1	1
12 Freddy Sanchez, R (1, 6) OBP: 0.381, SLG: 0.500		B X 1-0 F8 ③			F X 0-1 P6 ②		X 0-0 F9 ③			3	0	0	0	0	0	1
Jose Castillo, R (1, 4) OBP: 0.351, SLG: 0.484			B F X 1-1 F9 ①		S X 0-1 F9 ③			F X 0-1 L8 ①		3	0	0	0	0	0	0
41 Ryan Doumit, S (1, 2) OBP: 0.274, SLG: 0.411 26 Ronny Paulino, R (7, 2) OBP: 0.358, SLG: 0.389			B F B F S 2-3 K ②			C X 0-1 G3-1 ①		S F B X 1-2 P6 ②		2 1	0 0	0 0	0 0	1 0	0 0	0 0
Victor Santos, R (1, 1) OBP: 0.095, SLG: 0.095 Damaso Marte, L (6, 1) José Hernández, R (6, PH) OBP: 0.236, SLG: 0.250 16 Salomon Torres, R (7, 1) Craig Wilson, R (8, PH) OBP: 0.357, SLG: 0.512 Roberto Hernandez, R (9, 1)			S C S 0-3 K ③			B X 1-0 13 SH5-3 1B		X 0-0 P4 ③		1 0 1 0 1 0	0 0 0 0 0 0	0 0 1 0 0 0	0 0 0 0 0 0	1 0 0 0 0 0	0 0 0 0 0 0	0 0 0 0 0 0

Inning Stats	1	2	3	4	5	6	7	8	9	1B: 1	SF: 0	WP: 0	PA: 30
	R: 0 H: 0 E: 0 LOB: 0 K: 0 BB: 0 S: 7 P: 12	R: 0 H: 0 E: 0 LOB: 0 K: 1 BB: 0 S: 8 P: 12	R: 0 H: 0 E: 0 LOB: 0 K: 2 BB: 0 S: 8 P: 11	R: 0 H: 0 E: 0 LOB: 1 K: 1 BB: 1 S: 8 P: 15	R: 0 H: 0 E: 0 LOB: 0 K: 0 BB: 0 S: 10 P: 12	R: 0 H: 1 E: 0 LOB: 1 K: 0 BB: 0 S: 6 P: 9	R: 0 H: 1 E: 0 LOB: 1 K: 0 BB: 0 S: 9 P: 13	R: 0 H: 0 E: 0 LOB: 0 K: 0 BB: 0 S: 6 P: 7	R: 0 H: 0 E: 0 LOB: 0 K: 0 BB: 0 S: 9 P: 12	2B: 0 3B: 1 HR: 0	SAC: 1 DP: 0 HBP: 0	PB: 0 SB: 0 CS: 0	

PITCHER	IP	WLS	BF	H	R	ER	SO	BB	IBB	HBP	BLK	WP	HR	S	P	ERA	WHIP
32 Chris Young, R (1, 1) ERA: 3.39	8.0	W	27	2	0	0	4	1	0	0	0	0	0	62	91	0.00	0.375
Trevor Hoffman, R (9, 1) ERA: 1.35	1.0	S	3	0	0	0	0	0	0	0	0	0	0	9	12	0.00	0.000

PITCHER	IP	WLS	BF	H	R	ER	SO	BB	IBB	HBP	BLK	WP	HR	S	P	ERA	WHIP

Batter	1	2	3	4	5	6	7	8	9	AB	R	H	RBI	BB	SO	LOB
13 Nate McLouth, L (1, 8) (8, 9) OBP: 0.309, SLG: 0.354	B X 1-0 G3 1B 2B		C B F B B X 3-2 ① F7	B C B S C 2-3 ② K		C B B X 2-1 ③ G1-3		B B X 2-0 ② G4-3 2-3		5	1	1	0	0	1	3
2 Jack Wilson, R (1, 6) OBP: 0.333, SLG: 0.438	S X 0-1 ① G5-3		B C F X 1-2 ② P6	C F B D T 2-2 ③ K			F X 0-1 BB BB G6-4-3 1B	B S S S 1-3 ③ K		5	1	1	0	0	2	4
Sean Casey, L (1, 3) OBP: 0.338, SLG: 0.500	B B C B X 3-1 ② G3 2-3		C C X 0-2 BB 1B	X 0-0 ① G3			B B B B 4-0 G6-4-3 BB 12 1B 1-2 BB		B B B C C B 4-2 WP BB	3	1	1	0	2	0	1
Jason Bay, R (1, 7) OBP: 0.426, SLG: 0.604	C X 0-1 3-H 1B		D F B B B 4-1 1-2 BB	C F B B X 2-2 G3 12 1B 2B			B D C B T B 4-2 G6-4-3 1-2 2-3 BB		C F B T 1-2 ① K 1-2	3	1	2	1	2	1	1
Jeromy Burnitz, L (1, 9) OBP: 0.289, SLG: 0.416	1 SAFE F B F 1 B S 2-3 ③ K		F B S B S 2-3 ③ K	B X 1-0 ② G3 2-3			S S B X 1-2 ① ② G6-4-3 1-2f 2-3 3-H		B F B B B S B 4-2 12 G5-4-3 BB	3	0	0	0	0	2	4
Craig Wilson, R (7, PH) (7, 9) OBP: 0.355, SLG: 0.509	SAFE									1	0	0	0	0	0	2
José Bautista, R (8, 8) OBP: 0.368, SLG: 0.478										0	0	0	0	1	0	0
12 Freddy Sanchez, R (1, 5) OBP: 0.387, SLG: 0.508		B F X 1-1 ① G1-3		X 0-0 1B 2B	B C X 1-1 FC6-4 3-H 1B		C F X 0-2 S 3-H 1B		B S B X 2-1 ② ③ G5-4-3 1-2f	5	1	3	2	0	0	2
Jose Castillo, R (1, 4) OBP: 0.349, SLG: 0.479		F X 0-1 ② G1-3		F F F X 0-2 26 1B 2-H 1B	1 SAFE X 0-0 ③ FC6-4 1-2f		C X 0-1 ③ F8 1-2			4	0	1	1	0	0	2
26 Ronny Paulino, R (1, 2) OBP: 0.369, SLG: 0.408		C B X 1-1 1B		X 0-0 45 SH2-4 2-3 1B		B X 1-0 ① G6-3		B X 1-0 13 G4-3 2B		4	0	3	0	0	0	0
45 Ian Snell, R (1, 1) OBP: 0.059, SLG: 0.059		F S C 0-3 ③ K		B X 1-0 ① SH2-4 1-2		B X 1-0 ② G1-3		C D S T 1-2 ① K		2	0	0	0	0	1	1
16 Salomon Torres, R (7, 1)										0	0	0	0	0	0	0
37 Yurendell Decaster, R (8, PH)										1	0	0	0	0	1	1
Damaso Marte, L (8, 1)										0	0	0	0	0	0	0
Michael Gonzalez, R (9, 1)										0	0	0	0	0	0	0

TOP

Pittsburgh Pirates @ Colorado Rockies

Coors Field, Denver, CO

Mon Jun 05 2006, 7:05 PM MDT

Att. 20,152 - Partly Cloudy - 89 F

livebaseballscorecards.com

AB	36
R	5
H	12
RBI	4
BB	5
SO	8
LOB	21

Inning Stats	1	2	3	4	5	6	7	8	9
	R: 1 E: 0 K: 1 S: 10	H: 2 LOB: 1 BB: 0 P: 16	R: 0 E: 0 K: 1 S: 9	H: 1 LOB: 1 BB: 0 P: 11	R: 0 E: 0 K: 1 S: 13	H: 1 LOB: 2 BB: 1 P: 23	R: 1 E: 0 K: 2 S: 13	H: 3 LOB: 2 BB: 0 P: 18	R: 1 E: 0 K: 0 S: 8	H: 2 LOB: 1 BB: 0 P: 12	R: 0 E: 0 K: 0 S: 4	H: 0 LOB: 0 BB: 0 P: 8	R: 2 E: 0 K: 0 S: 12	H: 2 LOB: 1 BB: 2 P: 21	R: 0 E: 0 K: 2 S: 8	H: 1 LOB: 1 BB: 0 P: 13	R: 0 E: 0 K: 1 S: 9	H: 0 LOB: 1 BB: 2 P: 20

| | | | | | | | | | |

Pittsburgh Pirates @ Colorado Rockies

Coors Field, Denver, CO

Mon Jun 05 2006, 7:05 PM MDT

Att. 20,152 - Partly Cloudy - 89 F

livebaseballscorecards.com

BOTTOM

Batter	1	2	3	4	5	6	7	8	9	AB	R	H	RBI	BB	SO	LOB
6 Omar Quintanilla, L (1, 4)	K		K2-3		K		G6-3 1-2f			4	0	0	0	0	3	3
18 Cory Sullivan, L (1, 8) OBP: 0.296, SLG: 0.402 Choo Freeman, R (8, PH) OBP: 0.288, SLG: 0.273 (9, 8)	K2-3			G6-3		K		K		3 1	0 0	0 0	0 0	0 0	2 1	0 0
17 Todd Helton, L (1, 3) OBP: 0.396, SLG: 0.465	L7			27 FC6-4 1B		5 G4-3 2B		F7		4	0	2	0	0	0	0
5 Matt Holliday, R (1, 7) OBP: 0.371, SLG: 0.620		F9		K		G4-3 2-3		G5-3		4	0	0	0	0	1	2
27 Garrett Atkins, R (1, 5) OBP: 0.375, SLG: 0.486		1B		FC6-4 1-2f		K			K	4	0	1	0	0	2	2
11 Brad Hawpe, L (1, 9) OBP: 0.406, SLG: 0.593		K	12 SF8 3B				12 F7 19 1B 1B		12 DI 1B	4	2	3	0	0	1	1
JD Closser, S (1, 2) OBP: 0.304, SLG: 0.200		K		28 SH3 BB			19 1B 1-2 1B		K	3	0	1	0	1	2	2
12 Clint Barmes, R (1, 6) OBP: 0.228, SLG: 0.312			K	SF8 3-H			F7 2-3		G5-3 1-2	3	0	0	1	0	1	3
28 Aaron Cook, R (1, 1) OBP: 0.077, SLG: 0.077 Ray King, L (7, 1) 19 Ryan Spilborghs, R (7, PH) OBP: 0.410, SLG: 0.600 Scott Dohmann, R (8, 1)			G5-3	SH3 1-2			6 G6-3 1-2 3-H 1B			1 0 1 0	0 0 0 0	0 0 1 0	0 0 1 0	0 0 0 0	0 0 0 0	0 0 0 0
Inning Stats	R: 0 E: 0 K: 2 S: 11 H: 0 LOB: 0 BB: 0 P: 14	R: 0 E: 0 K: 2 S: 12 H: 1 LOB: 1 BB: 0 P: 13	R: 0 E: 0 K: 2 S: 7 H: 0 LOB: 0 BB: 0 P: 9	R: 0 E: 0 K: 1 S: 10 H: 1 LOB: 1 BB: 0 P: 16	R: 1 E: 0 K: 1 S: 14 H: 1 LOB: 1 BB: 1 P: 23	R: 0 E: 0 K: 2 S: 8 H: 1 LOB: 1 BB: 0 P: 10	R: 1 E: 0 K: 0 S: 7 H: 3 LOB: 1 BB: 0 P: 12	R: 0 E: 0 K: 1 S: 7 H: 0 LOB: 0 BB: 0 P: 12	R: 0 E: 0 K: 2 S: 13 H: 1 LOB: 1 BB: 0 P: 20	1B: 6 2B: 1 3B: 1 HR: 0	SF: 1 SAC: 1 DP: 1 HBP: 0						

	AB	32
	R	2
	H	8
	RBI	2
	BB	1
	SO	13
	LOB	13

WP: 0 PB: 0 SB: 0 CS: 0 PA: 35

PITCHER		IP	WLS	BF	H	R	ER	SO	BB	IBB	HBP	BLK	WP	HR	S	P	ERA	WHIP
45 Ian Snell, R ERA: 5.26	(1, 1)	6.1	W	26	6	2	2	10	1	0	0	0	0	0	66	94	2.84	1.105
16 Salomon Torres, R ERA: 4.54	(7, 1)	0.2	H	2	1	0	0	0	0	0	0	0	0	0	3	3	0.00	1.500
Damaso Marte, L ERA: 2.7	(8, 1)	1.0	H	3	0	0	0	1	0	0	0	0	0	0	7	12	0.00	0.000
Michael Gonzalez, L ERA: 2.82	(9, 1)	1.0	S	4	1	0	0	2	0	0	0	0	0	0	13	20	0.00	1.000

PITCHER	IP	WLS	BF	H	R	ER	SO	BB	IBB	HBP	BLK	WP	HR	S	P	ERA	WHIP

Batter	1	2	3	4	5	6	7	8	9	AB	R	H	RBI	BB	SO	LOB
José Bautista, R (1, 8) OBP: 0.363, SLG: 0.479	K			G5-3		P4		2B		4	0	1	0	0	1	0
2 Jack Wilson, R (1, 6) OBP: 0.327, SLG: 0.429	E6 12 G4-6-3			G5-3		K		G6-3		4	0	0	0	0	1	2
12 Freddy Sanchez, R (1, 5) OBP: 0.384, SLG: 0.503	G4-6-3 1-2f			K		G6-3			BB 1B 1B	4	1	1	0	0	1	1
Jason Bay, R (1, 7) OBP: 0.427, SLG: 0.614		P4			HR		G6-3		1B 1-2 BB	3	1	1	1	1	0	0
Craig Wilson, R (1, 3) OBP: 0.353, SLG: 0.500		G5-3			HR BB		K		K	3	1	0	0	1	2	2
Jose Castillo, R (1, 4) OBP: 0.347, SLG: 0.472		K			F9		BB		K	3	0	0	0	1	2	3
José Hernández, R (1, 9) OBP: 0.246, SLG: 0.315 Jeromy Burnitz, L (7, PH) OBP: 0.291, SLG: 0.417 (7, 9)			G6-3	1 SAFE 1 SAFE 1 SAFE	HR 1-H		G3		1B 1-3 2-H	2 2	1 0	1 1	2 1	0 0	0 0	0 1
26 Ronny Paulino, R (1, 2) OBP: 0.375, SLG: 0.414 13 Nate McLouth, L (8, PR) OBP: 0.309, SLG: 0.354 11 Humberto Cota, R (8, 2) OBP: 0.271, SLG: 0.236			1B 28 G6-4-3	G4-3				G6-4-3 1B	L4	3 0 1	0 0 0	2 0 0	0 0 0	0 0 0	0 0 0	0 0 2
28 Paul Maholm, L (1, 1) OBP: 0.045, SLG: 0.045 55 Matt Capps, R (6, 1) 34 John Grabow, L (6, 1) Sean Casey, L (8, PH) OBP: 0.333, SLG: 0.492 16 Salomon Torres, R (8, 1)			G6-4-3 1-2f	K				G6-4-3 1-2f		2 0 0 1 0	0 0 0 0 0	0 0 0 0 0	0 0 0 0 0	0 0 0 0 0	1 0 0 0 0	1 0 0 1 0
Inning Stats	R: 0 E: 1 K: 1 S: 7 H: 0 LOB: 0 BB: 0 P: 9	R: 0 E: 0 K: 1 S: 7 H: 0 LOB: 0 BB: 0 P: 9	R: 0 E: 0 K: 0 S: 5 H: 1 LOB: 0 BB: 0 P: 7	R: 0 E: 0 K: 1 S: 8 H: 0 LOB: 0 BB: 0 P: 13	R: 3 E: 0 K: 1 S: 16 H: 2 LOB: 0 BB: 1 P: 26	R: 0 E: 0 K: 1 S: 9 H: 0 LOB: 0 BB: 0 P: 11	R: 0 E: 0 K: 1 S: 8 H: 0 LOB: 1 BB: 1 P: 18	R: 0 E: 0 K: 0 S: 7 H: 2 LOB: 2 BB: 0 P: 11	R: 1 E: 0 K: 2 S: 17 H: 2 LOB: 2 BB: 1 P: 26	1B: 4 2B: 1 3B: 0 HR: 2	SF: 0 SAC: 0 DP: 3 HBP: 0						

TOP

Pittsburgh Pirates @ Colorado Rockies

Coors Field, Denver, CO

Tue Jun 06 2006, 7:05 PM MDT

Att. 20,277 - Partly Cloudy - 84 F

livebaseballscorecards.com

AB	32
R	4
H	7
RBI	4
BB	3
SO	8
LOB	13

PITCHER		IP	WLS	BF	H	R	ER	SO	BB	IBB	HBP	BLK	WP	HR	S	P	ERA	WHIP
26 Jeff Francis, L ERA: 3.86	(1, 1)	6.0	W	21	3	3	3	5	1	0	0	0	0	2	52	75	4.50	0.667
61 Ramon E Ramirez, R ERA: 1.08	(7, 1)	1.0	H	4	0	0	0	1	1	0	0	0	0	0	8	18	0.00	1.000
Jose Mesa, R ERA: 3.08	(8, 1)	1.0	H	4	2	0	0	0	0	0	0	0	0	0	7	11	0.00	2.000
40 Brian Fuentes, L ERA: 1.52	(9, 1)	1.0	S	6	2	1	1	2	1	0	0	0	0	0	17	26	9.00	3.000

PITCHER	IP	WLS	BF	H	R	ER	SO	BB	IBB	HBP	BLK	WP	HR	S	P	ERA	WHIP

WP: 0 PB: 0 SB: 0 CS: 0 PA: 35

Batter	1	2	3	4	5	6	7	8	9	AB	R	H	RBI	BB	SO	LOB
Jamey Carroll, R (1, 4) OBP: 0.414, SLG: 0.403	C F X 0-2 19 1B 1B		B B C X 2-1 19 CS 1B		C X 0-1 19 FC5-4 1B	X 0-0 ① SH3 1-2		B B B C C X 3-2 HR		4	1	4	1	0	0	0
19 Ryan Spilborghs, R (1, 8) OBP: 0.386, SLG: 0.550 40 Brian Fuentes, L (9, 1)	X 0-0 5 G4-3 1-3 1B		F 1 SAFE B B B X 2-1 ① ② G6-3 1-2		L B 1 SAFE X 1-1 ① FC5-4 5 F9 17 HBP 27 1B 1-2f	F X 0-1 ② G6-3 2-3		B B F X 2-1 ② F8		5 0	1 0	1 0	0 0	0 0	0 0	3 0
17 Todd Helton, L (1, 3) OBP: 0.406, SLG: 0.465	C F S 0-3 ① K		F B B C F F B B 4-2 5 FC6-4 BB		B C H 2-1 27 1B 1-2 HBP	C B F B X 2-2 3-H 1B		B B B S B 4-1 5 FC6-4 BB		2	0	1	1	2	1	2
5 Matt Holliday, R (1, 7) OBP: 0.363, SLG: 0.606	X 0-0 ② ③ G4-3 1-2f		B F S X 1-2 ③ FC6-4 1-2f		C B X 1-1 ② F9 2-3	F F X 0-2 ③ F8		F F 1 SAFE B X 1-2 ③ FC6-4 1-2f		5	0	0	0	0	0	7
27 Garrett Atkins, R (1, 5) OBP: 0.386, SLG: 0.498		B B X 2-0 8 G6-3 12 1B 1B		C B F F X 1-2 2B	B X 1-0 1-3 3-H 1B		B C B B B 4-1 BB			3	0	3	1	1	0	0
11 Brad Hawpe, L (1, 9) OBP: 0.399, SLG: 0.581		B S B F B C 3-3 ① K		X 0-0 ① G1-3	S S S 0-3 ③ K		F F S 0-3 ① K			4	0	0	0	0	3	5
12 Clint Barmes, R (1, 6) OBP: 0.233, SLG: 0.316	C X 0-1 8 G6-3 1-2 1B			B B C B X 3-1 ② L8		B X 1-0 8 2B 1B	B B X 2-0 ② P3			4	1	2	0	0	0	2
8 Yorvit Torrealba, R (1, 2) OBP: 0.167, SLG: 0.182	C X 0-1 ② G6-3 1-2 2-3			I I I I 4-0 IBB		B B F X 2-1 1-H 26 E 2B	C B 1 SAFE B B S S 3-3 ③ K			3	1	1	1	1	1	3
26 Jeff Francis, L (1, 1) OBP: 0.300, SLG: 0.125 61 Ramon E Ramirez, R (7, 1) OBP: 1.000, SLG: 1.000 Jose Mesa, R (8, 1) Eli Marrero, R (8, PH) OBP: 0.352, SLG: 0.475 18 Cory Sullivan, L (9, 8) OBP: 0.296, SLG: 0.402		C C S 0-3 ③ K		C B S F S 1-3 ③ K		X 0-0 E5 19 G6-3 SH3 17 1B 2-H 1B		B C B X 2-1 ① G6-3		3 0 0 0 1 0	1 0 0 0 0 0	1 0 0 0 0 0	0 0 0 0 0 0	2 0 0 0 0 0	4 0 0 0 0 0	4 0 0 0 0 0
Inning Stats	R: 0 E: 0 K: 1 S: 8 H: 2 LOB: 1 BB: 0 P: 8	R: 0 E: 0 K: 2 S: 11 H: 2 LOB: 2 BB: 0 P: 16	R: 0 E: 0 K: 0 S: 11 H: 1 LOB: 1 BB: 1 P: 20	R: 0 E: 0 K: 1 S: 11 H: 1 LOB: 2 BB: 1 P: 20	R: 1 E: 0 K: 1 S: 11 H: 2 LOB: 2 BB: 0 P: 16	R: 3 E: 1 K: 0 S: 13 H: 4 LOB: 1 BB: 0 P: 18	R: 0 E: 0 K: 2 S: 8 H: 0 LOB: 1 BB: 1 P: 17	R: 1 E: 0 K: 0 S: 11 H: 1 LOB: 1 BB: 0 P: 23		1B: 10 2B: 2 3B: 0 HR: 1	SF: 0 SAC: 1 DP: 1 HBP: 1		WP: 0 PB: 0 SB: 0 CS: 1	PA: 40		

PITCHER		IP	WLS	BF	H	R	ER	SO	BB	IBB	HBP	BLK	WP	HR	S	P	ERA	WHIP
28 Paul Maholm, L ERA: 4.57	(1, 1)	5.0	L	27	11	4	4	5	1	1	1	0	0	0	56	87	7.20	2.400
55 Matt Capps, R ERA: 4.33	(6, 1)	0.2		2	0	0	0	0	0	0	0	0	0	0	3	3	0.00	0.000
34 John Grabow, L ERA: 4.84	(6, 1)	1.1		6	1	0	0	2	1	0	0	0	0	0	14	25	0.00	1.500
16 Salomon Torres, R ERA: 4.66	(8, 1)	1.0		5	1	1	1	0	1	0	0	0	0	1	11	23	9.00	2.000

PITCHER	IP	WLS	BF	H	R	ER	SO	BB	IBB	HBP	BLK	WP	HR	S	P	ERA	WHIP

BOTTOM

Pittsburgh Pirates @ Colorado Rockies

Coors Field, Denver, CO

Tue Jun 06 2006, 7:05 PM MDT
Att. 20,277 - Partly Cloudy - 84 F

livebaseballscorecards.com

AB	34
R	5
H	13
RBI	4
BB	4
SO	7
LOB	26

Pittsburgh Pirates @ Colorado Rockies

Coors Field, Denver, CO

Wed Jun 07 2006, 1:05 PM MDT

Att. 21,509 - Partly Cloudy - 97 F

TOP

livebaseballscorecards.com

Batter	1	2	3	4	5	6	7	8	9	AB	R	H	RBI	BB	SO	LOB
13 Nate McLouth, L (1, 8) OBP: 0.305, SLG: 0.349	C X 0-1 ① G4-3		C B X 1-1 ② F8		B C X 1-1 1B 2 1B BB 1-2 2-H 1B	C B B F X 2-2 ② G3		F B C S 1-3 ③ K		5	1	1	1	0	1	1
2 Jack Wilson, R (1, 6) OBP: 0.329, SLG: 0.429	C S B F B F F T 2-2 ② K		M X 0-1 ③ L7		C B F X 1-2 BB 1B FC5-4 1-2 2-3 1B	C X 0-1 ③ F9			C B B X 2-1 E 12 BB 1B 1B	5	2	2	0	0	1	0
Sean Casey, L (1, 3) OBP: 0.324, SLG: 0.471	B B C X 2-1 ③ L4			B C X 1-1 ① G4-3	B X 1-0 FC5-4 BB 12 2B 1-2 2-3 3-H 1B		C F S 0-3 ① K		B F B X 2-1 ① F8	5	1	1	1	0	1	1
Jason Bay, R (1, 7) OBP: 0.438, SLG: 0.618		C B B X 2-1 HR 1B		X 0-0 G3 1B	B F F B F B F B 4-2 FC5-4 1-2 2-3 3-H BB		B F S B B B 4-2 BB BB		B B F B B 4-1 12 1B E 1-2 BB	2	1	2	1	3	0	0
Jeromy Burnitz, L (1, 9) OBP: 0.293, SLG: 0.433 Craig Wilson, R (5, PH) OBP: 0.352, SLG: 0.494 (5, 9)		X 0-0 1-H HR		B X 1-0 ② G3 1-2	B B X 2-0 ② FC5-4 12 2B 1-2f 2-3 3-H		B B B B 4-0 12 G4-6-3 1-2 BB		B C B F F B X 3-2 E5 12 1B 1-2 2-3	2	1	1	2	0	0	1
										2	1	0	1	1	0	4
12 Freddy Sanchez, R (1, 5) OBP: 0.384, SLG: 0.505 (5, 4)		F B F X 1-2 ① F7		C S F F B X 1-2 ③ G6-3	F X 0-1 1B 1-H 3-H 2B		B C F F B B X 3-2 ② ③ G4-6-3 1-2f		X 0-0 26 G1/4-6-3 1-2 2-3 3-H 1B	5	0	2	3	0	0	3
Jose Castillo, R (1, 4) OBP: 0.352, SLG: 0.472 55 Matt Capps, R (5, 1) Damaso Marte, L (7, 1) José Hernández, R (8, PH) OBP: 0.241, SLG: 0.309 Roberto Hernandez, R (8, 1) 26 Ronny Paulino, R (9, PH) OBP: 0.372, SLG: 0.410		S B B X 2-1 ② G5-3		B B B B B 1-2 13 1B BB BB B X 1-1 2-3 1B		B B X 2-0 F9	F B X 1-1 ② ③ G1-4-6-3 1-2f			2	1	1	0	1	0	0
										0	0	0	0	0	0	0
										0	0	0	0	0	0	0
										1	0	0	0	0	0	0
										0	0	0	0	0	0	0
										1	0	0	0	0	0	3
11 Humberto Cota, R (1, 2) OBP: 0.254, SLG: 0.220		B X 1-0 ③ P3		C B X 1-2 ① P4 F B X 1-1 ③ L9				F X 0-1 ② F7		4	0	0	0	0	0	3
Oliver Pérez, L (1, 1) OBP: 0.143, SLG: 0.143 37 Yurendell Decaster, R (3, PH) Ryan Vogelsong, R (3, 1) OBP: 0.600, SLG: 0.333 José Bautista, R (5, 5) OBP: 0.366, SLG: 0.473		C C B S 1-3 ① K		B B B C B 4-1 2 1B 13 1B 1-2 1B BB	B C S B B X 3-2 ① F9			B B B S T B F B 4-2 BB		0	0	0	0	0	0	0
										1	0	0	0	0	1	0
										0	1	0	0	1	0	0
										1	0	0	0	1	0	0

	AB	36
	R	9
	H	10
	RBI	9
	BB	7
	SO	4
	LOB	16

Inning Stats																						
	R: 0	H: 0	R: 2	H: 2	R: 0	H: 0	R: 0	H: 1	R: 6	H: 5	R: 0	H: 0	R: 0	H: 0	R: 0	H: 0	R: 1	H: 2	1B: 8	SF: 0	WP: 0	PA: 43
	E: 0	LOB: 0	E: 0	LOB: 0	E: 0	LOB: 0	E: 0	LOB: 1	E: 0	LOB: 2	E: 0	LOB: 0	E: 0	LOB: 1	E: 0	LOB: 1	E: 1	LOB: 2	2B: 1	SAC: 0	PB: 0	
	K: 1	BB: 0	K: 0	BB: 0	K: 1	BB: 0	K: 0	BB: 0	K: 0	BB: 3	K: 0	BB: 0	K: 1	BB: 2	K: 1	BB: 1	K: 0	BB: 1	3B: 0	DP: 2	SB: 0	
	S: 10	P: 14	S: 9	P: 15	S: 7	P: 9	S: 9	P: 12	S: 23	P: 43	S: 8	P: 13	S: 9	P: 20	S: 9	P: 16	S: 12	P: 24	HR: 1	HBP: 0	CS: 0	

PITCHER		IP	WLS	BF	H	R	ER	SO	BB	IBB	HBP	BLK	WP	HR	S	P	ERA	WHIP
37 Josh Fogg, R ERA: 5.21	(1, 1)	4.1		22	6	8	8	2	3	0	0	0	0	1	51	82	16.61	2.077
39 Tom Martin, L ERA: 6.86	(5, 1)	0.1		2	1	0	0	0	0	0	0	0	0	0	3	5	0.00	3.000
Scott Dohmann, R ERA: 3.45	(5, 1)	2.1	W	9	1	0	0	1	2	0	0	0	0	0	21	39	0.00	1.286
61 Ramon E Ramirez, R ERA: 1.04	(8, 1)	1.0		4	0	0	0	1	1	0	0	0	0	0	9	16	0.00	1.000
Ray King, L ERA: 2.76	(9, 1)	0.1		5	2	1	1	0	1	0	0	0	0	0	10	21	27.00	9.000

PITCHER		IP	WLS	BF	H	R	ER	SO	BB	IBB	HBP	BLK	WP	HR	S	P	ERA	WHIP
Jose Mesa, R ERA: 3.0	(9, 1)	0.2		1	0	0	0	0	0	0	0	0	0	0	2	3	0.00	0.000

Batter	1	2	3	4	5	6	7	8	9	AB	R	H	RBI	BB	SO	LOB
Jamey Carroll, R (1, 4) OBP: 0.424, SLG: 0.438	1-1 19 SF9 3B	0-1 27 BB; 8 HR; 19 1B; 1-2 1B	2-2 G4-3 ② 2-3		2-2 19 3B 1B	1 SAFE 1 SAFE; 0-0 1-H 2B	3-2 L8 ③			6	3	4	1	0	0	4
19 Ryan Spilborghs, R (1, 9) OBP: 0.380, SLG: 0.578	0-0 SF9 ① 3-H	0-1 27 BB; 8 HR; 1-2 2-3 1B	0-1 G4-3 ③		0-0 27 SF8 1-H 3B	0-0 G4-3 ③		1-2 G5-3 ①		5	2	2	2	0	0	2
17 Todd Helton, L (1, 3) OBP: 0.404, SLG: 0.456	4-1 5 BB; 27 2B BB	0-1 SF7 ① 3-H		4-1 27 1B; 5 1B; 8 SF8 BB	0-2 P5 ①		1-2 G6-3 ①	3-2 F7 ②		3	2	0	1	2	0	1
5 Matt Holliday, R (1, 7) OBP: 0.371, SLG: 0.604	4-2 27 2B 1-2 BB	1-2 P2 ②		0-0 8 SF8; 27 1B; 12 2B 1-2 1B	4-2 BB		2-0 8 BB; 27 BB; 12 BB 1B	1-2 G4-3 ③		4	3	2	0	2	0	2
27 Garrett Atkins, R (1, 5) OBP: 0.394, SLG: 0.507	1-1 8 WP; 12 SF7 1-H 2-H 2B	4-0 8 HR 1-2 2-3 BB		2-2 12 2B 1-2 2-3 1B	0-1 SF8 ② 3-H		4-1 12 BB; 8 BB; 1B 1-2 BB			2	3	2	3	2	0	0
8 Yorvit Torrealba, R (1, 2) OBP: 0.294, SLG: 0.462	3-1 2-3 HBP	0-1 1-H 2-H 3-H HR		1-1 SF8 ① 2-3 3-H	1-3 K ③		4-2 1B; 12 BB 1-2 2-3 BB			2	1	1	5	1	1	1
12 Clint Barmes, R (1, 6) OBP: 0.237, SLG: 0.321	2-2 SF7 ② 3-H	2-2 P4 ③		0-0 1-3 3-H 2B		0-0 L8 ①	4-0 1B 1-2 2-3 3-H BB			3	0	1	3	1	0	0
Choo Freeman, R (1, 8) OBP: 0.297, SLG: 0.283	2-2 F9 ③		2-2 E6; G4-3; 37 SH1-4	0-3 K ②		1-1 2B 1B	2-1 1-2 2-3 3-H 1B			5	1	2	1	0	1	3
37 Josh Fogg, R (1, 1) 39 Tom Martin, L (5, 1) Scott Dohmann, R (5, 1) Eli Marrero, R (7, PH) OBP: 0.347, SLG: 0.467 61 Ramon E Ramirez, R (8, 1) OBP: 1.000, SLG: 1.000 Ray King, L (9, 1) Jose Mesa, R (9, 1)		4-2 19 1B; 1B; 17 SF7 BB	1-1 SH1-4 ① 1-2	0-3 K ③		1-3 K ②	1-0 P3 ②			1 0 1 1 0 0 0	1 0 0 0 0 0 0	0 0 0 0 0 0 0	0 0 0 0 0 0 0	1 0 0 0 0 0 0	1 0 1 0 0 0 0	2 0 1 3 0 0 0
Inning Stats	R: 4 E: 0 K: 0 S: 17 H: 2 LOB: 1 BB: 2 P: 34	R: 5 E: 0 K: 0 S: 17 H: 3 LOB: 0 BB: 2 P: 28	R: 0 E: 1 K: 0 S: 11 H: 0 LOB: 1 BB: 0 P: 15	R: 2 E: 0 K: 2 S: 20 H: 3 LOB: 2 BB: 1 P: 27	R: 2 E: 0 K: 1 S: 15 H: 2 LOB: 1 BB: 1 P: 22	R: 1 E: 0 K: 1 S: 8 H: 2 LOB: 1 BB: 0 P: 10	R: 2 E: 0 K: 0 S: 20 H: 2 LOB: 3 BB: 3 P: 41	R: 0 E: 0 K: 0 S: 16 H: 0 LOB: 0 BB: 0 P: 21		1B: 8 2B: 3 3B: 2 HR: 1	SF: 5 SAC: 1 DP: 0 HBP: 1					

PITCHER		IP	WLS	BF	H	R	ER	SO	BB	IBB	HBP	BLK	WP	HR	S	P	ERA	WHIP
Oliver Pérez, L ERA: 7.18	(1, 1)	2.0	L	16	5	9	9	0	4	0	1	0	1	1	34	62	40.50	4.500
Ryan Vogelsong, R ERA: 5.13	(3, 1)	2.1		15	5	4	4	2	2	0	0	0	0	0	41	58	15.43	3.000
55 Matt Capps, R ERA: 4.4	(5, 1)	1.2		7	2	1	1	2	0	0	0	0	0	0	13	16	5.40	1.200
Damaso Marte, L ERA: 3.43	(7, 1)	1.0		8	2	2	2	0	3	0	0	0	0	0	20	41	18.00	5.000
Roberto Hernandez, R ERA: 2.05	(8, 1)	1.0		3	0	0	0	0	0	0	0	0	0	0	16	21	0.00	0.000

PITCHER	IP	WLS	BF	H	R	ER	SO	BB	IBB	HBP	BLK	WP	HR	S	P	ERA	WHIP

BOTTOM

Pittsburgh Pirates @ Colorado Rockies

Coors Field, Denver, CO

Wed Jun 07 2006, 1:05 PM MDT
Att. 21,509 - Partly Cloudy - 97 F

livebaseballscorecards.com

AB	33
R	16
H	14
RBI	16
BB	9
SO	4
LOB	19

Batter	1	2	3	4	5	6	7	8	9	AB	R	H	RBI	BB	SO	LOB
13 Nate McLouth, L (1, 8) OBP: 0.298, SLG: 0.340 José Bautista, R (7, PH) OBP: 0.358, SLG: 0.461 (7, 8)	B C B B F F X 3-2 F8 ①	B F C B B X 3-2 P3 ②	B C B B X 3-1 L7 ③		C B X 1-1 G3 ③		B B C C B C 3-3 K ③		B X 1-0 F8 ③	4 2	0 0	0 0	0 0	0 0	0 1	3 3
2 Jack Wilson, R (1, 6) OBP: 0.335, SLG: 0.435	B C B B F B 4-2 BB 12 1B BB BB	B F X 1-1 2B 1B		C X 0-1 F9 ①		B F X 1-1 1B SF8 2B		B C B X 2-1 F8 ①		4	3	2	0	1	0	0
Sean Casey, L (1, 3) OBP: 0.354, SLG: 0.507	C F X 0-2 12 BB BB HBP 1-2 1B	X 0-0 1-H 2B		B F C X 1-2 1B 1B		S X 0-1 12 1B 2-3 1B		X 0-0 G3-1 ②		5	1	4	1	0	0	0
Jason Bay, R (1, 7) OBP: 0.444, SLG: 0.620	C B B B B 4-1 HBP 12 BB 1-2 2-3 BB	S F B B B D 4-2 BB		B B C X 2-1 1-2 1B		C X 0-1 SF8 ① 3-H		B F B B B 4-1 BB		1	0	1	1	3	0	0
Jeromy Burnitz, L (1, 9) OBP: 0.286, SLG: 0.422	F S S 0-3 K ②	X 0-0 P4 ③		C S F F F X 0-2 F7 ②		F F B B F S 2-3 K ②		1 SAFE C S B S 1-3 K ③		5	0	0	0	0	3	9
12 Freddy Sanchez, R (1, 5) OBP: 0.385, SLG: 0.500	B B B B 4-0 HBP 1-2 2-3 3-H BB	X 0-0 L7 ①	F X 0-1 G6-3 ③		C D F X 1-2 1-3 1B				B X 1-0 F7 ①	4	0	1	1	1	0	2
Jose Castillo, R (1, 4) OBP: 0.353, SLG: 0.468	B H 2-0 1-2 2-3 3-H HBP	B C X 1-1 G6-3 ②	S X 0-1 26 S 1B				F S B S 1-3 K ①		F F F X 0-2 F7 ②	4	0	1	1	0	1	0
26 Ronny Paulino, R (1, 2) OBP: 0.380, SLG: 0.409	B C F B F S 2-3 K ③	C C B B B X 3-2 57 2B 1B	B 1 SAFE 1 SAFE C B B F S 3-3 1-2 K ①				C B B F B B 4-2 57 G4-3 BB		F B B B B B 4-1 2B BB	3	0	1	0	2	2	4
57 Zach Duke, L (1, 1) OBP: 0.222, SLG: 0.231 16 Salomon Torres, R (7, 1) Roberto Hernandez, R (8, 1) Craig Wilson, R (9, PH) OBP: 0.356, SLG: 0.503 Damaso Marte, L (9, 1) 55 Matt Capps, R (9, 1)		C X 0-1 G4-3 ①	B C X 1-1 1-3 2B		B S S S 1-3 K ②		B X 1-0 1-2 G4-3 ②		C X 0-1 1-3 2B	4 0 0 1 0 0	0 0 0 0 0 0	1 0 0 1 0 0	0 0 0 0 0 0	0 0 0 0 0 0	1 0 0 0 0 0	2 0 0 0 0 0
Inning Stats	R: 2 H: 1 E: 0 LOB: 3 K: 2 BB: 3 S: 18 P: 37	R: 1 H: 2 E: 0 LOB: 2 K: 0 BB: 1 S: 11 P: 19	R: 0 H: 2 E: 0 LOB: 2 K: 0 BB: 0 S: 10 P: 18	R: 0 H: 2 E: 0 LOB: 2 K: 0 BB: 0 S: 14 P: 17	R: 0 H: 1 E: 0 LOB: 1 K: 2 BB: 0 S: 10 P: 15	R: 1 H: 3 E: 0 LOB: 2 K: 1 BB: 0 S: 13 P: 17	R: 0 H: 0 E: 0 LOB: 1 K: 2 BB: 1 S: 9 P: 18	R: 0 H: 0 E: 0 LOB: 1 K: 1 BB: 1 S: 7 P: 14	R: 0 H: 1 E: 0 LOB: 2 K: 0 BB: 1 S: 9 P: 15	1B: 8 SF: 1 2B: 4 SAC: 0 3B: 0 DP: 0 HR: 0 HBP: 1						WP: 0 PA: 46 PB: 0 SB: 1 CS: 0

PITCHER		IP	WLS	BF	H	R	ER	SO	BB	IBB	HBP	BLK	WP	HR	S	P	ERA	WHIP
18 Matt Cain, R ERA: 5.2	(1, 1)	4.0		24	7	3	3	2	4	0	1	0	0	0	53	91	6.75	2.750
Jeremy Accardo, R ERA: 2.81	(5, 1)	2.0		9	4	1	1	3	0	0	0	0	0	0	23	32	4.50	2.000
53 Jonathan Sánchez, L ERA:	(7, 1)	1.0		4	0	0	0	2	1	0	0	0	0	0	9	18	0.00	1.000
Tim Worrell, R ERA: 7.16	(8, 1)	1.0		4	0	0	0	1	1	0	0	0	0	0	7	14	0.00	1.000
Armando Benitez, R ERA: 1.88	(9, 1)	1.0	W	5	1	0	0	0	1	0	0	0	0	0	9	15	0.00	2.000

PITCHER	IP	WLS	BF	H	R	ER	SO	BB	IBB	HBP	BLK	WP	HR	S	P	ERA	WHIP

TOP

Pittsburgh Pirates @ San Francisco Giants

AT&T Park, San Francisco, CA

Thu Jun 08 2006, 7:15 PM PDT

Att. 34,540 - Clear - 57 F

livebaseballscorecards.com

AB	37
R	4
H	12
RBI	4
BB	7
SO	8
LOB	23

BOTTOM

Batter	1	2	3	4	5	6	7	8	9	AB	R	H	RBI	BB	SO	LOB
2 Randy Winn, S (1, 8) OBP: 0.346, SLG: 0.434	C X 0-1 ① G1-3		B C X 1-1 ② G5-3		C B F X 1-2 ③ F9		X 0-0 ② G3		X 0-0 E4 WP 13 IBB 2-3	5	0	0	0	0	0	2
13 Omar Vizquel, S (1, 6) OBP: 0.405, SLG: 0.428	C B X 1-1 ② G1-3		B X 1-0 ③ G6-3			C X 0-1 2B 1B	C B X 1-1 ③ G4-3		I I I I 4-0 WP 1-2 IBB	4	0	1	0	1	0	1
Lance Niekro, R (1, 3) OBP: 0.309, SLG: 0.401	C X 0-1 ③ G5-3			X 0-0 HR 1B		B F 1 X SAFE 1-1 1-3 2B		C F F B F F F X 1-2 WP 1B 2B	C X 0-1 ② F9	5	2	3	0	0	0	3
Moises Alou, R (1, 7) OBP: 0.425, SLG: 0.677		B X 1-0 ① F9		B C X 1-1 1-H HR		F D D S F D S 3-3 ① K		B X 1-0 ① G5-3	B F B 2-1 WP 1-2 2-3 3-H	5	1	1	2	0	1	5
Ray Durham, S (1, 4) OBP: 0.325, SLG: 0.385		C C B B X 2-2 50 WP 2B		B B B 4-0 G6-4-3 BB		C C X 0-2 ② L7		B C B B X 3-1 WP 2-H 1B		3	0	2	1	1	0	2
Pedro Feliz, R (1, 5) OBP: 0.307, SLG: 0.453		B C B B B 4-1 50 WP BB		C D F B X 2-2 ① ② G6-4-3 1-2f		F C D 3 SAFE S 1-3 ③ K		S B S S B S 2-3 ② K 1-2		3	0	0	0	1	2	4
Jason Ellison, R (1, 9) OBP: 0.325, SLG: 0.389		C F B X 1-2 ② F4		F C F X 0-2 ③ G5-3			B B B C B 4-1 50 2B 9 G4-3 BB	X 0-0 ③ G6-3		3	1	0	0	1	0	3
50 Eliezer Alfonzo, R (1, 2) OBP: 0.353, SLG: 0.533		C B S S B D F X 3-2 ③ F7 1-2 2-3			B X 1-0 ① F8		B 1 SAFE B C X 2-1 9 G4-3 1-3 2B		B F X 1-1 2 E SH1-4 WP 1B	4	1	2	0	0	0	2
18 Matt Cain, R (1, 1) OBP: 0.188, SLG: 0.250			X 0-0 ① G2-3		C C S 0-3 ② K		B S S S B X 2-2 ① G4-3 2-3 3-H		X 0-0 ① SH1-4 1-2	1	0	0	0	0	0	0
Jeremy Accardo, R (5, 1)										1	0	0	0	0	1	0
53 Jonathan Sánchez, L (7, 1)										0	0	0	0	0	0	0
Todd Greene, R (7, PH) OBP: 0.418, SLG: 0.558										0	0	0	0	0	0	0
9 Mark Sweeney, L (7, PH) OBP: 0.305, SLG: 0.468										1	0	0	1	0	0	1
Tim Worrell, R (8, 1)										0	0	0	0	0	0	0
Armando Benitez, R (9, 1)										0	0	0	0	0	0	0
Steve Finley, L (9, PH) OBP: 0.337, SLG: 0.415										0	0	0	0	0	0	0
Inning Stats	R: 0 E: 0 K: 0 S: 6 H: 0 LOB: 0 BB: 0 P: 7	R: 0 E: 0 K: 0 S: 12 H: 1 LOB: 2 BB: 1 P: 23	R: 0 E: 0 K: 0 S: 4 H: 0 LOB: 0 BB: 0 P: 6	R: 2 E: 0 K: 0 S: 10 H: 2 LOB: 0 BB: 1 P: 17	R: 0 E: 0 K: 1 S: 7 H: 0 LOB: 0 BB: 0 P: 9	R: 0 E: 0 K: 2 S: 14 H: 2 LOB: 2 BB: 0 P: 19	R: 1 E: 0 K: 0 S: 9 H: 1 LOB: 1 BB: 1 P: 18	R: 1 E: 0 K: 1 S: 14 H: 2 LOB: 1 BB: 0 P: 21	R: 1 E: 1 K: 0 S: 7 H: 1 LOB: 2 BB: 1 P: 14	1B: 4 2B: 4 3B: 0 HR: 1	SF: 0 SAC: 1 DP: 1 HBP: 0						

PITCHER		IP	WLS	BF	H	R	ER	SO	BB	IBB	HBP	BLK	WP	HR	S	P	ERA	WHIP
57 Zach Duke, L ERA: 4.25	(1, 1)	6.0		26	6	3	3	3	3	0	0	0	1	1	56	90	4.50	1.500
16 Salomon Torres, R ERA: 4.54	(7, 1)	1.0	H	3	0	0	0	0	0	0	0	0	0	0	6	9	0.00	0.000
Roberto Hernandez, R ERA: 2.3	(8, 1)	1.0	B	5	2	1	1	1	0	0	0	0	2	0	14	21	9.00	2.000
Damaso Marte, L ERA: 3.38	(9, 1)	0.1	L	4	1	1	0	0	0	1	0	0	0	0	4	9	0.00	3.000
55 Matt Capps, R ERA: 4.34	(9, 1)	0.1		2	0	0	0	0	0	0	0	0	1	0	3	5	0.00	0.000

PITCHER	IP	WLS	BF	H	R	ER	SO	BB	IBB	HBP	BLK	WP	HR	S	P	ERA	WHIP

Pittsburgh Pirates @ San Francisco Giants

AT&T Park, San Francisco, CA

Thu Jun 08 2006, 7:15 PM PDT

Att. 34,540 - Clear - 57 F

livebaseballscorecards.com

AB	35
R	5
H	9
RBI	4
BB	4
SO	4
LOB	23

WP: 4	PA: 40		
PB: 0			
SB: 0			
CS: 0			

Batter	1	2	3	4	5	6	7	8	9	AB	R	H	RBI	BB	SO	LOB
13 Nate McLouth, L (1, 8) (8, 9) OBP: 0.297, SLG: 0.338	B B X 2-0 2 E 2 S 2B 1B		C B F B F B X 3-2 ② F8		C B S S 1-3 ② K			X 0-0 ① G4-3		4	1	1	0	0	1	0
2 Jack Wilson, R (1, 6) OBP: 0.329, SLG: 0.427	B 1 SAFE B B C C F S 3-3 ① K 1-3		C X 0-1 ③ F9		C B C F S 1-3 ③ K			X 0-0 ② B1-3		4	0	0	0	0	2	1
Sean Casey, L (1, 3) OBP: 0.386, SLG: 0.545	C B X 1-1 3-H 2B			B X 1-0 HR 1B		C X 0-1 12 G6-4-3 1B		C X 0-1 1B		4	1	4	1	0	0	0
Jason Bay, R (1, 7) OBP: 0.442, SLG: 0.627	C F D B B X 3-2 ② G5-3			B X 2-0 1-H HR	C B S B B S 3-3 ① K			B C S S 1-3 ③ K		4	1	1	2	0	2	3
12 Freddy Sanchez, R (1, 5) OBP: 0.377, SLG: 0.490	C C B X 1-2 ③ F9			F S B X 1-2 ① F7		F X 0-1 ② ③ G6-4-3 1-2f			X 0-0 ① G6-3	4	0	0	0	0	0	2
Craig Wilson, R (1, 9) OBP: 0.355, SLG: 0.500		C B F B F C 2-3 ① K		X 0-0 26 FC6-4 1B			B C F S 1-3 ① K2-3		C F B B B B 4-2 G6-4-3 BB	3	0	1	0	0	2	0
16 Salomon Torres, R (8, 1)										0	0	0	0	0	0	0
José Hernández, R (9, PH) OBP: 0.254, SLG: 0.309										0	0	0	0	1	0	0
Michael Gonzalez, R (9, 1)										0	0	0	0	0	0	0
Jose Castillo, R (1, 4) OBP: 0.346, SLG: 0.459		F F B X 1-2 ② G1-3		C X 0-1 ② F8			B X 1-0 ② L4		1 SAFE S X 0-1 ② ③ G6-4-3 1-2f	4	0	0	0	0	0	2
26 Ronny Paulino, R (1, 2) OBP: 0.379, SLG: 0.407		C B C C 1-3 ③ K		1 SAFE X 0-0 ③ FC6-4 1-2f			C B X 1-1 FC6 1B			3	0	1	0	0	1	1
Victor Santos, R (1, 1) OBP: 0.083, SLG: 0.083			C B C F X 1-2 ① L7		C X 0-1 ① G4-3		C X 0-1 ③ FC6 1-2f			3	0	0	0	0	0	1
José Bautista, R (8, 8) OBP: 0.358, SLG: 0.461										0	0	0	0	0	0	0
Inning Stats	R: 1 E: 0 K: 1 S: 13 H: 2 LOB: 1 BB: 0 P: 23	R: 0 E: 0 K: 2 S: 10 H: 0 LOB: 0 BB: 0 P: 14	R: 0 E: 0 K: 0 S: 10 H: 0 LOB: 0 BB: 0 P: 14	R: 2 E: 0 K: 0 S: 9 H: 3 LOB: 1 BB: 0 P: 13	R: 0 E: 0 K: 2 S: 9 H: 0 LOB: 0 BB: 0 P: 11	R: 0 E: 0 K: 1 S: 7 H: 1 LOB: 0 BB: 0 P: 10	R: 0 E: 0 K: 1 S: 8 H: 1 LOB: 1 BB: 0 P: 11	R: 0 E: 0 K: 1 S: 7 H: 1 LOB: 1 BB: 0 P: 8	R: 0 E: 0 K: 0 S: 5 H: 0 LOB: 0 BB: 1 P: 9	1B: 6 2B: 1 3B: 0 HR: 1	SF: 0 SAC: 0 DP: 2 HBP: 0						

TOP

Pittsburgh Pirates @ San Francisco Giants

AT&T Park, San Francisco, CA

Fri Jun 09 2006, 7:15 PM PDT

Att. 38,766 - Partly Cloudy - 60 F

livebaseballscorecards.com

AB	33
R	3
H	8
RBI	3
BB	1
SO	8
LOB	10

PITCHER		IP	WLS	BF	H	R	ER	SO	BB	IBB	HBP	BLK	WP	HR	S	P	ERA	WHIP
Matt Morris, R ERA: 5.13	(1, 1)	8.0	L	31	8	3	3	8	0	0	0	0	0	1	73	104	3.38	1.000
Steve Kline, L ERA: 2.45	(9, 1)	1.0		3	0	0	0	0	1	0	0	0	0	0	5	9	0.00	1.000

PITCHER	IP	WLS	BF	H	R	ER	SO	BB	IBB	HBP	BLK	WP	HR	S	P	ERA	WHIP

Batter	1	2	3	4	5	6	7	8	9	AB	R	H	RBI	BB	SO	LOB
2 Randy Winn, S (1, 9) OBP: 0.345, SLG: 0.433	C B X 1-1 G1-3 ①		X 0-0 SF9 ② 3-H			F X 0-1 G3 ①		F S X 0-2 1B		3	0	1	1	0	0	0
13 Omar Vizquel, S (1, 6) OBP: 0.402, SLG: 0.424	C F B B B F X 3-2 G4-3 ②		B B X 2-0 P6 ③			B B C X 2-1 1B 1B 1B		X 0-0 G1-3 ③		4	0	1	0	0	0	1
Steve Finley, L (1, 8) OBP: 0.330, SLG: 0.406	C B C F B S 2-3 K2-3 ③			B B F X 2-1 G3 ①		1 SAFE C F S 0-3 K ②			C X 0-1 G4-3 ①	4	0	0	0	0	2	1
Moises Alou, R (1, 7) OBP: 0.436, SLG: 0.677 Jason Ellison, R (9, PR) OBP: 0.325, SLG: 0.389		B F X 1-1 G5-3 ①		B B B F C F B 4-2 FC6-4 BB		B F F B F X 2-2 1-H 1B ③			B C S X 1-2 2B 1B	3 0	0 0	2 0	0 0	1 0	0 0	0 0
9 Mark Sweeney, L (1, 3) OBP: 0.298, SLG: 0.455 Todd Greene, R (9, PH) OBP: 0.411, SLG: 0.547		B B F X 2-1 G3 ②		C F D B F F B C 3-3 K ②			X 0-0 B5-3 ①		B F X 1-1 F8 ②	3 1	0 0	0 0	0 0	0 0	1 0	1 1
Pedro Feliz, R (1, 5) OBP: 0.306, SLG: 0.454		B B C F B X 3-2 G6-3 ③		C X 0-1 FC6-4 ③ 1-2f			C B B F B X 3-2 F9 ②		F B X 1-1 1-3 2B	4	0	1	0	0	0	1
Jose Vizcaino, S (1, 4) OBP: 0.333, SLG: 0.295			B X 1-0 50 3B 1B		B F B X 2-1 F7 ①		B C C B F B X 3-2 G4-3 ③		B C B S B F B 4-2 BB	3	1	1	0	1	0	0
50 Eliezer Alfonzo, R (1, 2) OBP: 0.333, SLG: 0.579			B X 1-0 2 SF9 1-H 3B		B C X 1-1 F8 ②			X 0-0 F8 ①	B C S S 1-3 K ③	4	1	1	1	0	1	3
Matt Morris, R (1, 1) OBP: 0.160, SLG: 0.160 Lance Niekro, R (8, PH) OBP: 0.307, SLG: 0.399 Steve Kline, S (9, 1)			C X 0-1 G5-3 ①		B C B F X 2-2 G4-3 ③			B C X 1-1 G6-3 ②		2 1 0	0 0 0	0 0 0	0 0 0	0 0 0	0 0 0	1 0 0
Inning Stats	R: 0 H: 0 E: 0 LOB: 0 K: 1 BB: 0 S: 10 P: 16	R: 0 H: 0 E: 0 LOB: 0 K: 0 BB: 0 S: 7 P: 13	R: 2 H: 2 E: 0 LOB: 0 K: 0 BB: 0 S: 6 P: 10	R: 0 H: 0 E: 0 LOB: 1 K: 1 BB: 1 S: 12 P: 21	R: 0 H: 0 E: 0 LOB: 0 K: 0 BB: 0 S: 7 P: 12	R: 0 H: 2 E: 0 LOB: 2 K: 1 BB: 0 S: 11 P: 15	R: 0 H: 0 E: 0 LOB: 0 K: 0 BB: 0 S: 8 P: 14	R: 0 H: 1 E: 0 LOB: 1 K: 0 BB: 0 S: 7 P: 8	R: 0 H: 2 E: 0 LOB: 3 K: 1 BB: 1 S: 15 P: 23	1B: 5 2B: 1 3B: 1 HR: 0	SF: 1 SAC: 0 DP: 0 HBP: 0						

PITCHER		IP	WLS	BF	H	R	ER	SO	BB	IBB	HBP	BLK	WP	HR	S	P	ERA	WHIP
Victor Santos, R ERA: 4.5	(1, 1)	7.0	W	25	4	2	2	3	1	0	0	0	0	0	61	101	2.57	0.714
16 Salomon Torres, R ERA: 4.43	(8, 1)	1.0	H	4	1	0	0	0	0	0	0	0	0	0	7	8	0.00	1.000
Michael Gonzalez, L ERA: 2.7	(9, 1)	1.0	S	6	2	0	0	1	1	0	0	0	0	0	15	23	0.00	3.000

PITCHER	IP	WLS	BF	H	R	ER	SO	BB	IBB	HBP	BLK	WP	HR	S	P	ERA	WHIP

BOTTOM

Pittsburgh Pirates @ San Francisco Giants

AT&T Park, San Francisco, CA

Fri Jun 09 2006, 7:15 PM PDT

Att. 38,766 - Partly Cloudy - 60 F

livebaseballscorecards.com

AB	32
R	2
H	7
RBI	2
BB	2
SO	4
LOB	9

WP: 0	PA: 35		
PB: 0			
SB: 0			
CS: 0			

Pittsburgh Pirates @ San Francisco Giants

AT&T Park, San Francisco, CA

Sat Jun 10 2006, 1:05 PM PDT

Att. 37,302 - Cloudy - 59 F

livebaseballscorecards.com

Batter	1	2	3	4	5	6	7	8	9	AB	R	H	RBI	BB	SO	LOB
José Bautista, R (1, 8) OBP: 0.354, SLG: 0.488	C C F S 0-3 ① K		B C X 1-1 ② P4			C B B C X 2-2 HR		B B B C C T 3-2 ③ K		4	1	1	1	0	2	0
2 Jack Wilson, R (1, 6) OBP: 0.323, SLG: 0.419	F X 0-1 ② L9		C B B B X 3-1 ③ F8			C B F X 1-2 ① P2			B X 1-0 ① G6-3	4	0	0	0	0	0	0
Sean Casey, L (1, 3) OBP: 0.391, SLG: 0.538	B B C B B 4-1 BB		B C X 1-1 ① G3			C S X 0-2 ② F7			C X 0-1 BB BB 1B	3	0	1	0	1	0	0
Jason Bay, R (1, 7) OBP: 0.442, SLG: 0.623	B S F B X 2-2 ③ F8			X 0-0 1B		X 0-0 ③ G5-3			B B C B B 4-1 1-2 BB	3	0	1	0	1	0	1
Craig Wilson, R (1, 9) OBP: 0.350, SLG: 0.492 Roberto Hernandez, R (8, 1) Damaso Marte, L (8, 1) Jeromy Burnitz, L (9, PH) OBP: 0.285, SLG: 0.420 Michael Gonzalez, R (9, 1)		F X 0-1 ① P4	B 1 SAFE C B F X 2-2 ② P6				B B X 2-0 ① P6		B B B B F F X 2-2 ② P6	3 0 0 1 0	0 0 0 0 0	0 0 0 0 0	0 0 0 0 0	0 0 0 0 0	0 0 0 0 0	1 0 0 2 0
12 Freddy Sanchez, R (1, 5) OBP: 0.376, SLG: 0.487 José Hernández, R (2, 5) OBP: 0.258, SLG: 0.298		C F F B B F C 2-3 ② K	B B 1 SAFE C F X 3-2 ③ F7				S F B S 1-3 ② K		B B F B B 4-1 1-2 2-3 BB	1 2	0 0	0 0	0 1	0 1	1 1	0 1
Jose Castillo, R (1, 4) OBP: 0.349, SLG: 0.471	B B F F F X 2-2 HR			C B F B B B 4-2 45 G3-6-4 BB			F B B F X 2-2 ③ F9		B B B C F F X 3-2 ③ F8	3	1	1	1	1	0	3
26 Ronny Paulino, R (1, 2) OBP: 0.372, SLG: 0.399	C B X 1-1 ③ G6-3			1 SAFE X 0-0 ① F9				F B X 1-1 ① G3-1		3	0	0	0	0	0	1
45 Ian Snell, R (1, 1) OBP: 0.053, SLG: 0.053 13 Nate McLouth, L (8, PH) OBP: 0.295, SLG: 0.335 (8, 9)		C B F S 1-3 ① K		L X 0-1 ② ③ G3-6-4 1-2f				B B C B X 3-1 ② F7		2 1	0 0	0 0	0 0	0 0	1 0	1 0
Inning Stats	R: 0 E: 0 K: 1 S: 10 H: 0 LOB: 1 BB: 1 P: 16	R: 1 E: 0 K: 1 S: 13 H: 1 LOB: 0 BB: 0 P: 18	R: 0 E: 0 K: 1 S: 7 H: 0 LOB: 0 BB: 0 P: 12	R: 0 E: 0 K: 0 S: 9 H: 1 LOB: 1 BB: 0 P: 15	R: 0 E: 0 K: 0 S: 5 H: 0 LOB: 0 BB: 1 P: 9	R: 1 E: 0 K: 0 S: 10 H: 1 LOB: 0 BB: 0 P: 13	R: 0 E: 0 K: 1 S: 7 H: 0 LOB: 0 BB: 0 P: 12	R: 0 E: 0 K: 1 S: 7 H: 0 LOB: 0 BB: 0 P: 14	R: 0 E: 0 K: 0 S: 13 H: 1 LOB: 3 BB: 2 P: 27	1B: 2 2B: 0 3B: 0 HR: 2 SF: 0 SAC: 0 DP: 1 HBP: 0						

TOP	
AB	30
R	2
H	4
RBI	2
BB	4
SO	5
LOB	10

PITCHER		IP	WLS	BF	H	R	ER	SO	BB	IBB	HBP	BLK	WP	HR	S	P	ERA	WHIP
51 Noah Lowry, L ERA: 3.5	(1, 1)	8.0	L	28	3	2	2	5	2	0	0	0	0	2	68	109	2.25	0.625
32 Kevin Correia, R ERA: 2.78	(9, 1)	1.0		6	1	0	0	0	2	0	0	0	0	0	13	27	0.00	3.000

PITCHER		IP	WLS	BF	H	R	ER	SO	BB	IBB	HBP	BLK	WP	HR	S	P	ERA	WHIP

BOTTOM

Pittsburgh Pirates @ San Francisco Giants

AT&T Park, San Francisco, CA

Sat Jun 10 2006, 1:05 PM PDT

Att. 37,302 - Cloudy - 59 F

livebaseballscorecards.com

Batter	1	2	3	4	5	6	7	8	9	AB	R	H	RBI	BB	SO	LOB
2 Randy Winn, S (1, 9) OBP: 0.347, SLG: 0.436	C B B B C F B 4-2 F8 13 G3 BB	F F B X 1-2 ③ F7			X 0-0 ① ② L1-3 1-1			B F F B B X 3-2 13 1B 2B		3	0	1	0	1	0	3
13 Omar Vizquel, S (1, 6) OBP: 0.400, SLG: 0.421	B X 1-0 ① G3 1-2		C C S 0-3 ① K		B C B F F F F X 2-2 ③ F9			X 0-0 G6-4-3 2-3 1B		4	0	1	0	0	1	1
Steve Finley, L (1, 8) OBP: 0.324, SLG: 0.397	F B B X 2-1 ② F8 2-3		B B C B X 3-1 ② P4			C B X 1-1 ① G1-3		B X 1-0 ② ③ G6-4-3 1-2f		4	0	0	0	0	0	3
Moises Alou, R (1, 7) OBP: 0.430, SLG: 0.657	F D F F B F F D B 4-2 BB		S B X 1-1 ③ G6-3			B F B X 2-1 ② P4			X 0-0 ① P4	3	0	0	0	1	0	0
9 Mark Sweeney, L (1, 3) OBP: 0.288, SLG: 0.440	B B F F F B T 3-2 ③ K			F B T B B X 3-2 ① F8		F B F T 1-2 ③ K			C X 0-1 ② G3	4	0	0	0	0	2	2
Ray Durham, S (1, 4) OBP: 0.329, SLG: 0.384		B B B B 4-0 1B BB		B B X 2-0 ② F8			B C X 1-1 ① G6-3		C X 0-1 1B	3	0	1	0	1	0	0
Pedro Feliz, R (1, 5) OBP: 0.305, SLG: 0.451		C S 1 SAFE C 0-3 ① K		X 0-0 1B			B S B X 2-1 ② G5-3		X 0-0 ③ P4	4	0	1	0	0	1	2
Todd Greene, R (1, 2) OBP: 0.407, SLG: 0.536		C X 0-1 1-2 1B		F S S 0-3 ③ K			B S B S X 2-2 G5-3			3	0	1	0	0	1	1
51 Noah Lowry, R (1, 1) OBP: 0.273, SLG: 0.200 Jose Vizcaino, S (8, PH) OBP: 0.330, SLG: 0.291 32 Kevin Correia, R (9, 1)		X 0-0 ② B2			B F B X 2-1 2 L1-3 1B			F B F X 1-2 ① L6		2	0	1	0	0	0	2
										1	0	0	0	0	0	0
										0	0	0	0	0	0	0

Inning Stats	1	2	3	4	5	6	7	8	9
	R: 0 H: 0 E: 0 LOB: 2 K: 1 BB: 2 S: 15 P: 29	R: 0 H: 1 E: 0 LOB: 2 K: 1 BB: 1 S: 9 P: 14	R: 0 H: 0 E: 0 LOB: 0 K: 1 BB: 0 S: 7 P: 11	R: 0 H: 1 E: 0 LOB: 1 K: 1 BB: 0 S: 8 P: 13	R: 0 H: 1 E: 0 LOB: 0 K: 0 BB: 0 S: 10 P: 14	R: 0 H: 0 E: 0 LOB: 0 K: 1 BB: 0 S: 7 P: 11	R: 0 H: 0 E: 0 LOB: 0 K: 0 BB: 0 S: 7 P: 12	R: 0 H: 2 E: 0 LOB: 1 K: 0 BB: 0 S: 8 P: 13	R: 0 H: 1 E: 0 LOB: 1 K: 0 BB: 0 S: 6 P: 6

1B: 5	SF: 0
2B: 2	SAC: 0
3B: 0	DP: 2
HR: 0	HBP: 0
WP: 0	PA: 34
PB: 0	
SB: 0	
CS: 0	

PITCHER		IP	WLS	BF	H	R	ER	SO	BB	IBB	HBP	BLK	WP	HR	S	P	ERA	WHIP
45 Ian Snell, R ERA: 4.75	(1, 1)	7.0	W	26	3	0	0	5	3	0	0	0	0	0	63	104	0.00	0.857
Roberto Hernandez, R ERA: 2.28	(8, 1)	0.1	H	3	2	0	0	0	0	0	0	0	0	0	7	11	0.00	6.000
Damaso Marte, L ERA: 3.27	(8, 1)	0.2	H	1	0	0	0	0	0	0	0	0	0	0	1	2	0.00	0.000
Michael Gonzalez, L ERA: 2.59	(9, 1)	1.0	S	4	1	0	0	0	0	0	0	0	0	0	6	6	0.00	1.000

PITCHER	IP	WLS	BF	H	R	ER	SO	BB	IBB	HBP	BLK	WP	HR	S	P	ERA	WHIP

Batter	1	2	3	4	5	6	7	8	9	AB	R	H	RBI	BB	SO	LOB
13 Nate McLouth, L (1, 8) (8, 9) OBP: 0.298, SLG: 0.337	C B B X 2-1 G4-3		L C C 0-3 K	B B C X 2-1 1B SF7 1B	B C C S 1-3 K		C C D F X 1-2 HR 1-2 2-3 3-H 1B		5	2	2	1	0	2	2
José Bautista, R (1, 5) (8, 8) OBP: 0.356, SLG: 0.529	B F X 1-1 2B		B T S B F B X 3-2 F9	L C S 0-3 K		B B C C B X 3-2 G6-3	B C X 1-1 1-H 2-H 3-H HR		5	1	2	4	0	1	2
Sean Casey, L (1, 3) OBP: 0.402, SLG: 0.548	B B B B 4-0 BB		C T X 0-2 G3	1 SAFE C B C X 1-2 1-3 BB 1B			C X 0-1 G1-3	C B B X 2-1 1B 2B		4	0	2	0	1	0	1
Jason Bay, R (1, 7) OBP: 0.445, SLG: 0.619	X 0-0 P5			C B C X 1-2 12 WP E G5-4-3 1B	S D S B B B 4-2 1-2 BB		B B C B F H 4-2 HBP	F B S F F B C 2-3		3	1	1	0	1	1	3
Jeromy Burnitz, L (1, 9) OBP: 0.282, SLG: 0.416 Craig Wilson, R (4, 9) OBP: 0.350, SLG: 0.492 16 Salomon Torres, R (8, 1) 34 John Grabow, L (8, 1) Michael Gonzalez, R (9, 1)	C F B B B F T 2-2 K			X 0-0 FC3 G5-4-3 12 WP 1-2	B X 1-0 SF7 3-H		C B S C 1-3 K	B X 1-0 12 FC4-6 2-3 1B		2 2 0 0 0	0 0 0 0 0	0 1 0 0 0	0 1 0 0 0	0 1 0 0 0	1 1 0 0 0	3 1 0 0 0
12 Freddy Sanchez, R (1, 6) (8, 5) OBP: 0.376, SLG: 0.483		F B F B X 2-2 P5		F F B D B B 4-2 G5-4-3 1-2 2-3 BB	F B F F F F B X 2-2 F9			x 0-0 26 13 1B 1B 1B x 1-0 FC4-6 1-2		4	1	1	0	1	0	4
Jose Castillo, R (1, 4) OBP: 0.346, SLG: 0.465		B F X 1-1 P3		B X 1-0 G5-4-3 1-2f 2-3 3-H	X 0-0 F8			C F X 0-2 13 1B 26 1B 1-2 HR 1B B X 1-0 G6-3		5	1	1	0	0	0	2
26 Ronny Paulino, R (1, 2) OBP: 0.373, SLG: 0.395		C B F F T 1-2 K		I I I 4-0 IBB	B X 1-0 F9			S B B B X 3-1 13 1B 1-2 2-3 HR 1B C B B B F X 3-2 G6-3		4	1	1	0	1	1	0
28 Paul Maholm, L (1, 1) OBP: 0.120, SLG: 0.083 55 Matt Capps, R (7, 1) José Hernández, R (8, PH) (8, 6) OBP: 0.250, SLG: 0.288			C C B B F B B 4-2 BB	B B C F X 2-2 F7	F B X 1-1 1B			C S B S 1-3 K X 0-0 F9		2 0 2	0 0 0	1 0 0	0 0 0	1 0 0	0 0 1	2 0 3
Inning Stats	R: 0 E: 0 K: 1 S: 9 H: 1 LOB: 2 BB: 1 P: 18	R: 0 E: 0 K: 1 S: 9 H: 0 LOB: 0 BB: 0 P: 13	R: 0 E: 0 K: 1 S: 13 H: 0 LOB: 1 BB: 1 P: 20	R: 1 E: 1 K: 0 S: 10 H: 1 LOB: 2 BB: 2 P: 22	R: 1 E: 0 K: 1 S: 17 H: 2 LOB: 2 BB: 1 P: 27	R: 0 E: 0 K: 1 S: 7 H: 1 LOB: 1 BB: 0 P: 10	R: 0 E: 0 K: 1 S: 10 H: 0 LOB: 1 BB: 0 P: 18	R: 5 E: 0 K: 2 S: 24 H: 7 LOB: 2 BB: 0 P: 36	R: 0 E: 0 K: 0 S: 5 H: 0 LOB: 0 BB: 0 P: 9	1B: 9 2B: 2 3B: 0 HR: 1	SF: 1 SAC: 0 DP: 1 HBP: 1						

PITCHER		IP	WLS	BF	H	R	ER	SO	BB	IBB	HBP	BLK	WP	HR	S	P	ERA	WHIP
Jason Schmidt, R ERA: 2.46	(1, 1)	6.0		28	5	2	1	5	4	1	0	0	1	0	65	110	1.50	1.500
Jeremy Accardo, R ERA: 3.71	(7, 1)	1.0	H	7	3	3	3	1	0	0	1	0	0	0	16	27	27.00	3.000
Tim Worrell, R ERA: 8.1	(8, 1)	0.1	L	4	3	2	2	1	0	0	0	0	0	1	11	16	54.00	9.000
41 Brad Hennessey, R ERA: 2.63	(8, 1)	0.2		3	1	0	0	1	0	0	0	0	0	0	7	11	0.00	1.500
Steve Kline, L ERA: 2.33	(9, 1)	1.0		3	0	0	0	0	0	0	0	0	0	0	5	9	0.00	0.000

PITCHER	IP	WLS	BF	H	R	ER	SO	BB	IBB	HBP	BLK	WP	HR	S	P	ERA	WHIP

TOP

Pittsburgh Pirates @ San Francisco Giants

AT&T Park, San Francisco, CA

Sun Jun 11 2006, 1:05 PM PDT

Att. 39,850 - Overcast - 62 F

livebaseballscorecards.com

AB	38
R	7
H	12
RBI	6
BB	5
SO	8
LOB	23

WP: 1 PB: 0 SB: 0 CS: 0 PA: 45

BOTTOM

Batter	1	2	3	4	5	6	7	8	9	AB	R	H	RBI	BB	SO	LOB
2 Randy Winn, S (1, 8) OBP: 0.344, SLG: 0.435	C B X 1-1 F7 ①		B F X 1-1 F8 ①		X 0-0 F7 ②	X 0-0 2-H 2B		F S B X 1-2 G6-3 ② 1-2		5	0	1	1	0	0	1
13 Omar Vizquel, S (1, 6) OBP: 0.408, SLG: 0.422	B F X 1-1 1B		C B B B B S 3-3 K2-3 ②		F B B B B 4-1 9 E BB	I I I 4-0 IBB		B B B B 4-0 BB		2	0	1	0	3	1	0
Lance Niekro, R (1, 3) 9 Mark Sweeney, L (5, PH) Jeremy Accardo, R (1, 1) Tim Worrell, R (8, 1) 41 Brad Hennessey, R (8, 1) Steve Finley, L (8, PH) Todd Greene, R (8, PH) Steve Kline, S (9, 1)	C B F B S 2-3 K ②		C B F S 1-3 K ③		B X 1-0 E4 1-3	B C B F S 3-3 K ③		C B S B F B X 3-2 P6 ③		2 2	0 0	0 0	0 0	0 0	2 1	1 3
Moises Alou, R (1, 7) OBP: 0.420, SLG: 0.663	B F C S 1-3 K ③			B X 1-0 P4 ①	B X 1-0 L5 ③		F X 0-1 HR		F B X 1-1 G6-3 ①	5	1	1	1	0	1	3
Ray Durham, S (1, 4) OBP: 0.337, SLG: 0.419		X 0-0 HR		C B B B B 4-1 HBP 1B BB		B C X 1-1 1B 3B	B F X 1-1 L8 ①		B F X 1-1 F8 ②	4	2	2	1	1	0	0
Pedro Feliz, R (1, 5) OBP: 0.311, SLG: 0.452		F B B S B F B 4-2 FC4-6 BB		X 0-0 HBP 1-2 1B		X 0-0 SH1-3 E 3-H 1B	B X 1-0 F8 ②		C F S 0-3 K ③	4	1	2	1	1	1	0
Jason Ellison, R (1, 9) OBP: 0.326, SLG: 0.368		X 0-0 FC4-6 50 1B ① 1-2f		H 1-0 50 G5-4-3 1-2 2-3 HBP		X 0-0 SH1-3 ① 1-2	B B X 2-0 F7 ③			2	0	0	0	0	0	1
50 Eliezer Alfonzo, R (1, 2) OBP: 0.320, SLG: 0.522		X 0-0 K 1-2 1B		B C X 1-1 G5-4-3 ② ③ 1-2f		C F F B F F F X 1-2 F7 ②		X 0-0 F8 ①		4	0	1	0	0	0	4
Jason Schmidt, R (1, 1) OBP: 0.065, SLG: 0.097 Jose Vizcaino, S (6, PH) OBP: 0.344, SLG: 0.309 (7, 3)		M M 1 B B S SAFE 2-3 K ② ③ 1-2			C S B B S 2-3 K ①	S X 0-1 E6 2 2B 2-H 1B		C X 0-1 2 G6-3 1B		2 2	0 1	0 2	0 0	0 0	2 0	2 0
Inning Stats	R: 0 H: 1 E: 0 LOB: 1 K: 2 BB: 0 S: 10 P: 15	R: 1 H: 2 E: 0 LOB: 1 K: 1 BB: 1 S: 9 P: 15	R: 0 H: 0 E: 0 LOB: 0 K: 2 BB: 0 S: 8 P: 13	R: 0 H: 1 E: 0 LOB: 2 K: 0 BB: 1 S: 5 P: 12	R: 0 H: 0 E: 1 LOB: 2 K: 1 BB: 1 S: 7 P: 15	R: 3 H: 4 E: 1 LOB: 2 K: 1 BB: 1 S: 18 P: 27	R: 1 H: 1 E: 0 LOB: 0 K: 0 BB: 0 S: 6 P: 10	R: 0 H: 1 E: 0 LOB: 2 K: 0 BB: 1 S: 10 P: 18	R: 0 H: 0 E: 0 LOB: 0 K: 1 BB: 0 S: 7 P: 9	1B: 6 SF: 0 2B: 1 SAC: 1 3B: 1 DP: 1 HR: 2 HBP: 1						

PITCHER		IP	WLS	BF	H	R	ER	SO	BB	IBB	HBP	BLK	WP	HR	S	P	ERA	WHIP
28 Paul Maholm, L ERA: 4.56	(1, 1)	6.0		30	8	4	3	7	3	1	1	0	0	1	57	97	4.50	1.833
55 Matt Capps, R ERA: 4.5	(7, 1)	1.0	W	4	1	1	1	0	0	0	0	0	0	0	6	10	9.00	1.000
16 Salomon Torres, R ERA: 4.35	(8, 1)	0.2	H	4	1	0	0	0	1	0	0	0	0	0	6	11	0.00	3.000
34 John Grabow, L ERA: 4.76	(8, 1)	0.1	H	1	0	0	0	0	0	0	0	0	0	0	4	7	0.00	0.000
Michael Gonzalez, L ERA: 2.49	(9, 1)	1.0	S	3	0	0	0	1	0	0	0	0	0	0	7	9	0.00	0.000

PITCHER	IP	WLS	BF	H	R	ER	SO	BB	IBB	HBP	BLK	WP	HR	S	P	ERA	WHIP

Pittsburgh Pirates @ San Francisco Giants

AT&T Park, San Francisco, CA

Sun Jun 11 2006, 1:05 PM PDT

Att. 39,850 - Overcast - 62 F

livebaseballscorecards.com

AB	35
R	5
H	10
RBI	4
BB	5
SO	8
LOB	17

WP: 0 PA: 42
PB: 0
SB: 0
CS: 0

Batter	1	2	3	4	5	6	7	8	9	AB	R	H	RBI	BB	SO	LOB
22 David Eckstein, R (1, 6) OBP: 0.387, SLG: 0.383	L8		G6-3		G5-3		G5-3			4	0	0	0	0	0	0
So Taguchi, R (1, 7) OBP: 0.337, SLG: 0.355	G4-3			F8	27 2B BB			G5-3		3	1	0	0	1	0	0
27 Scott Rolen, R (1, 5) OBP: 0.427, SLG: 0.574	1B			43 1B 2B	1-H 2B			43 G4-6-3 1B		4	1	4	1	0	0	0
43 Juan Encarnacion, R (1, 9) OBP: 0.290, SLG: 0.442	K			4 1B 15 1B 2-H 1B				G4-6-3 1-2f		4	0	2	1	0	1	2
15 Jim Edmonds, L (1, 8) OBP: 0.347, SLG: 0.404		F8		4 1B 1-2 1B		F7			K	4	0	1	0	0	1	1
4 Yadier Molina, R (1, 2) OBP: 0.271, SLG: 0.301		P6		1-2 2-3 1B		P6			G5-3	4	0	1	0	0	0	1
16 Chris Duncan, L (1, 3) OBP: 0.250, SLG: 0.542		G3		K		F8			G6-3	3	0	0	0	0	1	4
26 Scott Spiezio, S (8, 3) OBP: 0.383, SLG: 0.480										1	0	0	0	0	0	0
7 Hector Luna, R (1, 4) OBP: 0.340, SLG: 0.436		F9		L7			K			3	0	0	0	0	1	3
29 Chris Carpenter, R (1, 1) OBP: 0.043, SLG: 0.043		K			F7		F8			3	0	0	0	0	1	0
41 Braden Looper, R (8, 1) OBP: 0.500, SLG: 1.000										0	0	0	0	0	0	0
34 Randy Flores, L (8, 1)										0	0	0	0	0	0	0
44 Jason Isringhausen, R (9, 1)										0	0	0	0	0	0	0
Inning Stats	R: 0 H: 1 E: 0 LOB: 1 K: 1 BB: 0 S: 10 P: 15	R: 0 H: 0 E: 0 LOB: 0 K: 0 BB: 0 S: 7 P: 12	R: 0 H: 0 E: 0 LOB: 0 K: 1 BB: 0 S: 12 P: 16	R: 1 H: 4 E: 0 LOB: 3 K: 1 BB: 0 S: 16 P: 24	R: 1 H: 1 E: 0 LOB: 1 K: 0 BB: 1 S: 9 P: 14	R: 0 H: 1 E: 0 LOB: 1 K: 0 BB: 0 S: 12 P: 15	R: 0 H: 0 E: 0 LOB: 0 K: 1 BB: 0 S: 11 P: 14	R: 0 H: 1 E: 0 LOB: 0 K: 0 BB: 0 S: 7 P: 11	R: 0 H: 0 E: 0 LOB: 0 K: 1 BB: 0 S: 6 P: 10	1B: 6 SF: 0 2B: 2 SAC: 0 3B: 0 DP: 1 HR: 0 HBP: 0						

TOP

St. Louis Cardinals @ Pittsburgh Pirates

PNC Park, Pittsburgh, PA

Tue Jun 13 2006, 7:05 PM EDT

Att. 24,443 - Cloudy - 75 F

livebaseballscorecards.com

AB	33
R	2
H	8
RBI	2
BB	1
SO	5
LOB	11

PITCHER		IP	WLS	BF	H	R	ER	SO	BB	IBB	HBP	BLK	WP	HR	S	P	ERA	WHIP
Oliver Pérez, L ERA: 6.68	(1, 1)	7.0	L	28	7	2	2	4	1	0	0	0	0	0	77	110	2.57	1.143
55 Matt Capps, R ERA: 4.35	(8, 1)	1.0		3	1	0	0	0	0	0	0	0	0	0	7	11	0.00	1.000
34 John Grabow, L ERA: 4.56	(9, 1)	1.0		3	0	0	0	1	0	0	0	0	0	0	6	10	0.00	0.000

PITCHER	IP	WLS	BF	H	R	ER	SO	BB	IBB	HBP	BLK	WP	HR	S	P	ERA	WHIP

Batter	1	2	3	4	5	6	7	8	9	AB	R	H	RBI	BB	SO	LOB
José Bautista, R (1, 8) OBP: 0.352, SLG: 0.511	C B C F B C 2-3 ① K		B S B C B C 3-3 ① K		C B F B B F B 4-2 BB			B C X 1-1 ① G1-3		3	0	0	0	1	2	0
2 Jack Wilson, R (1, 6) OBP: 0.318, SLG: 0.411	B C X 1-1 ② G6-3		C X 0-1 ② G3		B 1 SAFE 1 SAFE X 1-0 ② L9			B B C F F C 2-3 ② K		4	0	0	0	0	1	1
Sean Casey, L (1, 3) OBP: 0.406, SLG: 0.552	B C B S B B 4-2 BB		C B X 1-1 2B		F S 1 B X SAFE 1-2 ③ L8			C F B X 1-2 ③ F7		3	0	1	0	1	0	1
Jason Bay, R (1, 7) OBP: 0.439, SLG: 0.608	C F B F S 1-3 ③ K		C S X 0-2 ③ F8			B S S S 1-3 ① K			F B S F B S 2-3 ① K	4	0	0	0	0	3	2
Joe Randa, R (1, 5) OBP: 0.247, SLG: 0.309		C F B B S 2-3 ① K		B X 1-0 ① L4		B C F S S 1-3 ② K			F X 0-1 12 2B SF8 1B	4	1	1	0	0	2	0
12 Freddy Sanchez, R (1, 4) OBP: 0.378, SLG: 0.488		X 0-0 1B 1B		C C F S 0-3 ② K		F B B X 2-1 ③ F9			C X 0-1 26 WP 1-3 2B	4	0	2	0	0	1	0
Craig Wilson, R (1, 9) OBP: 0.353, SLG: 0.492		X 0-0 1-2 1B		B B C B B 4-1 BB			C B C F F S 1-3 ① K		X 0-0 ② SF8 3-H	2	0	1	1	1	1	0
26 Ronny Paulino, R (1, 2) OBP: 0.364, SLG: 0.384	S C C 0-3 ② K			C B B C D S 3-3 ③ K			B B S B F S 3-3 ② K		B F S B C 2-3 ③ K 2-3	4	0	0	0	0	4	4
Oliver Pérez, L (1, 1) OBP: 0.130, SLG: 0.130 13 Nate McLouth, L (7, PH) OBP: 0.297, SLG: 0.335 55 Matt Capps, R (8, 1) 34 John Grabow, L (9, 1)	F F B X 1-2 ③ G4-3				B B C S C 2-3 ① K		B F C S 1-3 ③ K			2 1 0 0	0 0 0 0	0 0 0 0	0 0 0 0	0 0 0 0	1 1 0 0	2 0 0 0
Inning Stats	R: 0 H: 0 E: 0 LOB: 1 K: 2 BB: 1 S: 12 P: 20	R: 0 H: 2 E: 0 LOB: 2 K: 2 BB: 0 S: 11 P: 14	R: 0 H: 1 E: 0 LOB: 1 K: 1 BB: 0 S: 10 P: 14	R: 0 H: 0 E: 0 LOB: 1 K: 2 BB: 1 S: 9 P: 17	R: 0 H: 0 E: 0 LOB: 1 K: 1 BB: 1 S: 10 P: 18	R: 0 H: 0 E: 0 LOB: 0 K: 2 BB: 0 S: 8 P: 12	R: 0 H: 0 E: 0 LOB: 0 K: 3 BB: 0 S: 11 P: 16	R: 0 H: 0 E: 0 LOB: 0 K: 1 BB: 0 S: 9 P: 13	R: 1 H: 2 E: 0 LOB: 1 K: 2 BB: 0 S: 12 P: 16	1B: 3 SF: 1 2B: 2 SAC: 0 3B: 0 DP: 0 HR: 0 HBP: 0						WP: 1 PA: 35 PB: 0 SB: 0 CS: 0

PITCHER	IP	WLS	BF	H	R	ER	SO	BB	IBB	HBP	BLK	WP	HR	S	P	ERA	WHIP
29 Chris Carpenter, R (1, 1) ERA: 2.57	7.0	W	27	3	0	0	13	3	0	0	0	0	0	71	111	0.00	0.857
41 Braden Looper, R (8, 1) ERA: 3.42	0.2	H	2	0	0	0	1	0	0	0	0	0	0	6	9	0.00	0.000
34 Randy Flores, L (8, 1) ERA: 3.48	0.1	H	1	0	0	0	0	0	0	0	0	0	0	3	4	0.00	0.000
44 Jason Isringhausen, R (9, 1) ERA: 3.76	1.0	S	5	2	1	1	2	0	0	0	0	1	0	12	16	9.00	2.000

PITCHER	IP	WLS	BF	H	R	ER	SO	BB	IBB	HBP	BLK	WP	HR	S	P	ERA	WHIP

BOTTOM

St. Louis Cardinals @ Pittsburgh Pirates

PNC Park, Pittsburgh, PA

Tue Jun 13 2006, 7:05 PM EDT
Att. 24,443 - Cloudy - 75 F

livebaseballscorecards.com

AB	31
R	1
H	5
RBI	1
BB	3
SO	16
LOB	10

St. Louis Cardinals @ Pittsburgh Pirates

PNC Park, Pittsburgh, PA

Wed Jun 14 2006, 7:05 PM EDT

Att. 20,289 - Cloudy - 71 F

TOP

livebaseballscorecards.com

Batter	1	2	3	4	5	6	7	8	9	AB	R	H	RBI	BB	SO	LOB
22 David Eckstein, R (1, 6) OBP: 0.384, SLG: 0.379	G3		1B	P2		G4-3			F8	5	1	1	0	0	0	2
So Taguchi, R (1, 7) OBP: 0.345, SLG: 0.355	K		1B	F8			BB		BB	3	2	1	0	2	1	1
27 Scott Rolen, R (1, 5) OBP: 0.430, SLG: 0.596	2B		1B		G6-3		G6-3		HR	5	3	3	3	0	0	1
43 Juan Encarnacion, R (1, 9) OBP: 0.296, SLG: 0.450	1B		2B		1B		K		G1-3	5	1	3	2	0	1	1
15 Jim Edmonds, L (1, 8) OBP: 0.345, SLG: 0.397	F7		G4-3		BB		K			3	0	0	1	1	1	3
7 Hector Luna, R (1, 3) OBP: 0.352, SLG: 0.453		2B	1B		K			1B		4	0	3	1	0	1	2
4 Yadier Molina, R (1, 2) OBP: 0.272, SLG: 0.307		SH5-3	G5-3			G4-3		P4-3		3	0	1	0	0	0	2
Aaron Miles, S (1, 4) OBP: 0.359, SLG: 0.325		B3-5		SH2-4		G4-3		G5-3		4	0	1	0	0	0	2
Sidney Ponson, R (1, 1) OBP: 0.429, SLG: 0.273										0	0	0	0	1	0	0
48 Brad Thompson, R (4, 1) OBP: 0.500, SLG: 0.500										0	0	0	0	0	0	0
Timo Perez, L (6, PH) OBP: 0.273, SLG: 0.111										1	0	0	0	0	1	1
Josh Hancock, R (6, 1)										0	0	0	0	0	0	0
Tyler Johnson, S (8, 1)										0	0	0	0	0	0	0
53 John Rodriguez, L (9, PH) OBP: 0.371, SLG: 0.388										1	0	0	0	0	0	0
		SH5-3	1B	SH2-4		K			F7							
		B3-5														

Batter	1	2	3	4	5	6	7	8	9	AB	R	H	RBI	BB	SO	LOB
13 Nate McLouth, L (1, 8) (7, 9) OBP: 0.294, SLG: 0.331	P5	G4-3		K	1B			FC4		5	0	1	0	0	1	4
2 Jack Wilson, R (1, 6) OBP: 0.315, SLG: 0.406	G6-3		G5-3	1B	G4-3			F8		5	0	1	1	0	0	3
Sean Casey, L (1, 3) OBP: 0.396, SLG: 0.533	P5		K	G4-3		G6-4-3 1B		K		5	0	1	0	0	2	3
Jason Bay, R (1, 7) OBP: 0.436, SLG: 0.602		HBP 12 1B 1B	L8		G6-3	G6-4-3				4	1	1	0	0	0	1
Craig Wilson, R (1, 9) OBP: 0.360, SLG: 0.500		26 G6-3 12 1B 57 1B HBP		12 1B 2B 1B	HR 2B	K				3	3	2	0	0	1	0
Damaso Marte, L (7, 1)										0	0	0	0	0	0	0
Roberto Hernandez, R (8, 1)										0	0	0	0	0	0	0
55 Matt Capps, R (9, 1)										0	0	0	0	0	0	0
Michael Gonzalez, R (9, 1)										0	0	0	0	0	0	0
12 Freddy Sanchez, R (1, 5) OBP: 0.385, SLG: 0.490		26 G6-3 57 1B 1B		2B 57 1B 1B	HR BB		F7			3	3	2	1	1	0	0
Jose Castillo, R (1, 4) OBP: 0.349, SLG: 0.484		F9		57 1B 2 1B 2B	HR		F8			4	2	2	4	0	0	2
26 Ronny Paulino, R (1, 2) OBP: 0.361, SLG: 0.381		G6-3		P3	13 1B 1B		F7			4	0	1	0	0	0	4
57 Zach Duke, L (1, 1) OBP: 0.267, SLG: 0.276										3	0	2	3	0	0	1
16 Salomon Torres, R (6, 1)										0	0	0	0	0	0	0
José Bautista, R (7, 8) OBP: 0.358, SLG: 0.517										1	0	1	0	0	0	0
Inning Stats	R: 0 E: 0 K: 0 S: 9 H: 0 LOB: 0 BB: 0 P: 12	R: 3 E: 0 K: 0 S: 12 H: 3 LOB: 1 BB: 0 P: 23	R: 0 E: 0 K: 1 S: 8 H: 0 LOB: 0 BB: 0 P: 12	R: 3 E: 0 K: 1 S: 21 H: 5 LOB: 2 BB: 0 P: 29	R: 3 E: 0 K: 0 S: 12 H: 4 LOB: 2 BB: 1 P: 20	R: 0 E: 0 K: 1 S: 7 H: 1 LOB: 0 BB: 0 P: 12	R: 0 E: 0 K: 0 S: 6 H: 0 LOB: 0 BB: 0 P: 7	R: 0 E: 0 K: 1 S: 10 H: 1 LOB: 1 BB: 0 P: 14		1B: 11 2B: 2 3B: 0 HR: 1	SF: 0 SAC: 0 DP: 1 HBP: 1					

BOTTOM

St. Louis Cardinals @ Pittsburgh Pirates

PNC Park, Pittsburgh, PA

Wed Jun 14 2006, 7:05 PM EDT

Att. 20,289 - Cloudy - 71 F

livebaseballscorecards.com

AB	37
R	9
H	14
RBI	9
BB	1
SO	4
LOB	18

WP: 0 PB: 0 SB: 0 CS: 0 PA: 39

PITCHER		IP	WLS	BF	H	R	ER	SO	BB	IBB	HBP	BLK	WP	HR	S	P	ERA	WHIP
Sidney Ponson, R ERA: 4.35	(1, 1)	3.1	L	18	7	6	6	1	0	0	1	0	0	0	44	68	16.20	2.100
48 Brad Thompson, R ERA: 3.45	(4, 1)	1.2		11	5	3	3	1	1	0	0	0	0	1	18	28	16.20	3.600
Josh Hancock, R ERA: 2.92	(6, 1)	2.0		6	1	0	0	1	0	0	0	0	0	0	13	19	0.00	0.500
Tyler Johnson, L ERA: 4.09	(8, 1)	1.0		4	1	0	0	1	0	0	0	0	0	0	10	14	0.00	1.000

PITCHER	IP	WLS	BF	H	R	ER	SO	BB	IBB	HBP	BLK	WP	HR	S	P	ERA	WHIP

St. Louis Cardinals @ Pittsburgh Pirates

PNC Park, Pittsburgh, PA

Thu Jun 15 2006, 12:35 PM EDT

Att. 18,248 - Sunny - 79 F

TOP

livebaseballscorecards.com

Batter	1	2	3	4	5	6	7	8	9	AB	R	H	RBI	BB	SO	LOB
22 David Eckstein, R (1, 6) OBP: 0.383, SLG: 0.378	F7	G6-4-3 2-3 1B		P6		27 SH1-4 1B		G6-3	P4	6	1	2	0	0	0	5
So Taguchi, R (1, 7) OBP: 0.348, SLG: 0.365	K	SAFE SAFE G6-4-3 1-2f		1-3 2-H 3-H 1B		SH1-4 1-2		2B		4	0	2	2	0	1	2
27 Scott Rolen, R (1, 5) OBP: 0.430, SLG: 0.589	15 1B 43 1B HBP		G5-3	K		15 CS 2-H 1B		K		4	1	1	1	0	2	3
15 Jim Edmonds, L (1, 8) OBP: 0.346, SLG: 0.393	7 BB 43 1B 1-3 1B		F8		G3	G4-3 2-3		43 FC6-4 IBB		4	0	1	0	1	0	1
43 Juan Encarnacion, R (1, 9) OBP: 0.298, SLG: 0.449	7 BB 1-2 3-H 1B		F7		7 BB 16 2B 1B		G5-3	FC6-4 1-2f		5	1	2	1	0	0	2
7 Hector Luna, R (1, 4) OBP: 0.360, SLG: 0.450	1-2 2-3 BB			K	16 2B 1-2 G4-3 BB		K		FC1-6 1B	3	1	1	0	2	2	0
16 Chris Duncan, L (1, 3) OBP: 0.321, SLG: 0.679 Aaron Miles, S (9, PH) OBP: 0.357, SLG: 0.323 44 Jason Isringhausen, R (9, 1)	K			1B 3B	G4-3 1-3 2-H 2B		E8 1B		FC1-6 26 1B 1-2f	4 1 0	1 0 0	3 0 0	1 0 0	0 0 0	1 0 0	3 1 0
Gary Bennett, R (1, 2) OBP: 0.257, SLG: 0.261		22 1B 30 SH1-4 1B		30 BB 1B BB	2-3 3-H G4-3		IBB		F9	3	1	1	1	2	0	2
30 Mark Mulder, L (1, 1) OBP: 0.379, SLG: 0.480 50 Adam Wainwright, R (6, 1) OBP: 0.333, SLG: 1.333 41 Braden Looper, R (8, 1) OBP: 0.500, SLG: 1.000 26 Scott Spiezio, S (9, PH) OBP: 0.388, SLG: 0.485 (9, 3)		SH1-4 1-2		1B 1-2 BB			G4-3		1-2 1B	1 1 0 1	0 0 0 0	0 0 0 1	0 0 0 0	1 0 0 0	1 0 0 0	1 2 0 0
Inning Stats	R: 1 E: 0 K: 2 S: 16 H: 2 LOB: 3 BB: 1 P: 28	R: 0 E: 0 K: 0 S: 8 H: 2 LOB: 1 BB: 0 P: 12	R: 0 E: 0 K: 0 S: 10 H: 0 LOB: 0 BB: 0 P: 18	R: 2 E: 0 K: 2 S: 14 H: 2 LOB: 2 BB: 2 P: 30	R: 2 E: 0 K: 1 S: 18 H: 2 LOB: 1 BB: 1 P: 27	R: 1 E: 0 K: 0 S: 8 H: 2 LOB: 0 BB: 0 P: 11	R: 0 E: 1 K: 1 S: 9 H: 1 LOB: 2 BB: 1 P: 18	R: 0 E: 0 K: 1 S: 11 H: 1 LOB: 2 BB: 1 P: 24	R: 0 E: 0 K: 0 S: 10 H: 2 LOB: 2 BB: 0 P: 13	1B: 11 2B: 2 3B: 1 HR: 0 SF: 0 SAC: 2 DP: 1 HBP: 1	WP: 0 PB: 0 SB: 0 CS: 1 PA: 46					

PITCHER		IP	WLS	BF	H	R	ER	SO	BB	IBB	HBP	BLK	WP	HR	S	P	ERA	WHIP
Victor Santos, R ERA: 4.83	(1, 1)	4.1	L	24	7	5	5	4	4	0	1	0	0	0	55	100	10.38	2.538
Ryan Vogelsong, R ERA: 5.14	(5, 1)	1.2		7	3	1	1	1	0	0	0	0	0	0	19	26	5.40	1.800
55 Matt Capps, R ERA: 4.68	(7, 1)	1.0		5	1	0	0	1	0	1	0	0	0	0	9	18	0.00	1.000
Roberto Hernandez, R ERA: 2.12	(8, 1)	1.0		5	1	0	0	1	0	1	0	0	0	0	11	24	0.00	1.000
Michael Gonzalez, L ERA: 2.36	(9, 1)	1.0		5	2	0	0	0	0	0	0	0	0	0	10	13	0.00	2.000

PITCHER	IP	WLS	BF	H	R	ER	SO	BB	IBB	HBP	BLK	WP	HR	S	P	ERA	WHIP

AB	37
R	6
H	14
RBI	6
BB	6
SO	7
LOB	22

BOTTOM

St. Louis Cardinals @ Pittsburgh Pirates

PNC Park, Pittsburgh, PA

Thu Jun 15 2006, 12:35 PM EDT

Att. 18,248 - Sunny - 79 F

livebaseballscorecards.com

Batter	1	2	3	4	5	6	7	8	9	AB	R	H	RBI	BB	SO	LOB
José Bautista, R (1, 8) OBP: 0.368, SLG: 0.564	C B B X 2-1 HR	B B X 2-0 2 1B 1B		C D X 1-1 2-H 2B		C B X 1-1 ③ P6		C B X 1-1 ③ F9		5	1	3	2	0	0	0
2 Jack Wilson, R (1, 6) OBP: 0.321, SLG: 0.408	B B B B 4-0 1B 1B BB	1 SAFE 1 SAFE X 0-0 1-2 1B		B C X 1-1 ② G5-3			C B B F B F X 3-2 BB BB 1B		B B C X 2-1 ① F9	4	1	2	0	1	0	1
Sean Casey, L (1, 3) OBP: 0.387, SLG: 0.510 13 Nate McLouth, L (9, PR) OBP: 0.294, SLG: 0.331	B C C D S 2-3 ① K	S F C 0-3 ③ K		C X 0-1 ③ G3			F F B X 1-2 ① F8		B B C F B F F B 4-2 G6-4-3 BB	4 0	0 0	0 0	0 0	1 0	2 0	5 0
Jason Bay, R (1, 7) OBP: 0.432, SLG: 0.593	C C B F S 1-3 ② K		S B F B T B X 3-2 G6-4-3 1B		B C B F S 2-3 ① K		B B C X 2-1 ② F8		B C F F D X 2-2 ② ③ G6-4-3 1-2f	5	0	1	0	0	2	3
Joe Randa, R (1, 5) OBP: 0.258, SLG: 0.310	B 1 SAFE X 1-0 1-2 1B 1B		C X 0-1 ① ② G6-4-3 1-2f		C X 0-1 ② G6-3		B S B B B 4-1 1-2 BB BB			3	0	1	0	1	0	1
Craig Wilson, R (1, 9) OBP: 0.363, SLG: 0.497	C B C F X 1-2 1-2 2-H 1B		C F S 0-3 ③ K		B F S B C 2-3 ③ K		B F F D B B 4-2 1-2 2-3 BB			3	0	1	1	1	2	0
Jose Castillo, R (1, 4) OBP: 0.347, SLG: 0.493	C B B X 2-1 ③ P6			X 0-0 HR		B X 1-0 ① G5-3	B X 1-0 ③ F8			4	1	1	1	0	0	5
11 Humberto Cota, R (1, 2) OBP: 0.273, SLG: 0.230 12 Freddy Sanchez, R (8, PH) OBP: 0.383, SLG: 0.488 26 Ronny Paulino, R (9, 2) OBP: 0.361, SLG: 0.381		B B B B 4-0 B2-6-4 BB		B B X 2-0 SH2-4 2B 1B		C X 0-1 ② F9		B F B X 2-1 ① L4		2 1 0	1 0 0	1 0 0	0 0 0	1 0 0	0 0 0	0 0 0
Victor Santos, R (1, 1) OBP: 0.080, SLG: 0.080 Ryan Vogelsong, R (5, 1) OBP: 0.600, SLG: 0.333 Jeromy Burnitz, L (6, PH) OBP: 0.286, SLG: 0.433 55 Matt Capps, R (7, 1) Roberto Hernandez, R (8, 1) José Hernández, R (8, PH) OBP: 0.246, SLG: 0.283 Michael Gonzalez, R (9, 1)		X 0-0 ① ② B2-6-4 1-2f		X 0-0 ① SH2-4 1-2		C S B B X 2-2 HR		B B C F X 2-2 ② G5-3		1 0 1 0 0 1 0	0 0 1 0 0 0 0	0 0 1 0 0 0 0	0 0 1 0 0 0 0	0 0 0 0 0 0 0	0 0 0 0 0 0 0	1 0 0 0 0 0 0
Inning Stats	R: 2 E: 0 K: 2 S: 16 H: 3 LOB: 2 BB: 1 P: 29	R: 0 E: 0 K: 1 S: 6 H: 2 LOB: 2 BB: 1 P: 12	R: 0 E: 0 K: 1 S: 9 H: 1 LOB: 0 BB: 0 P: 12	R: 2 E: 0 K: 0 S: 9 H: 3 LOB: 1 BB: 0 P: 13	R: 0 E: 0 K: 2 S: 8 H: 0 LOB: 0 BB: 0 P: 12	R: 1 E: 0 K: 0 S: 8 H: 1 LOB: 0 BB: 0 P: 12	R: 0 E: 0 K: 0 S: 13 H: 1 LOB: 3 BB: 2 P: 28	R: 0 E: 0 K: 0 S: 7 H: 0 LOB: 0 BB: 0 P: 12	R: 0 E: 0 K: 0 S: 10 H: 0 LOB: 1 BB: 1 P: 18	1B: 7 2B: 1 3B: 0 HR: 3	SF: 0 SAC: 1 DP: 3 HBP: 0				WP: 0 PB: 0 SB: 0 CS: 0	PA: 40	

	AB	34
	R	5
	H	11
	RBI	5
	BB	5
	SO	6
	LOB	16

PITCHER		IP	WLS	BF	H	R	ER	SO	BB	IBB	HBP	BLK	WP	HR	S	P	ERA	WHIP
30 Mark Mulder, L ERA: 5.32	(1, 1)	5.0	W	24	9	4	4	6	2	0	0	0	0	2	48	78	7.20	2.200
50 Adam Wainwright, R ERA: 2.45	(6, 1)	2.0	H	10	2	1	1	0	2	0	0	0	0	1	21	40	4.50	2.000
41 Braden Looper, R ERA: 3.29	(8, 1)	1.0	H	3	0	0	0	0	0	0	0	0	0	0	7	12	0.00	0.000
44 Jason Isringhausen, R ERA: 3.62	(9, 1)	1.0	S	3	0	0	0	0	1	0	0	0	0	0	10	18	0.00	1.000

PITCHER	IP	WLS	BF	H	R	ER	SO	BB	IBB	HBP	BLK	WP	HR	S	P	ERA	WHIP

Minnesota Twins @ Pittsburgh Pirates

PNC Park, Pittsburgh, PA

Fri Jun 16 2006, 7:05 PM EDT

Att. 33,025 - Clear - 79 F

TOP

livebaseballscorecards.com

Batter	1	2	3	4	5	6	7	8	9	AB	R	H	RBI	BB	SO	LOB
Luis Castillo, S (1, 4) OBP: 0.352, SLG: 0.362	B F X 1-1 ① G1-3		1 SAFE C C 0-2 ③ CS 1-2	B C B X 2-1 ① G6-3		B C F C 1-3 ③ K		C S X 0-2 ② G5-3	B F S B S 2-3 ② K	5	0	0	0	0	2	3
8 Nick Punto, S (1, 5) OBP: 0.383, SLG: 0.364	B B C S C 2-3 ② K			F F X 0-2 ② G3			C C B B F F B F B 4-2 7 1B 5 2B BB	B S B B X 3-1 7 2B 1B	C F B F B S 2-3 ③ K	4	1	1	0	1	2	3
7 Joe Mauer, L (1, 2) OBP: 0.444, SLG: 0.527	C B C F X 1-2 ③ G4-3			X 0-0 ③ L8			C B 1 SAFE X 1-1 5 2B 33 SF7 1-2 1B	X 0-0 1-3 2B		4	1	2	0	0	0	0
5 Michael Cuddyer, R (1, 9) OBP: 0.369, SLG: 0.541		C F X 0-2 ① G5-3			B S S X 1-2 1B		B C X 1-1 33 SF7 1-3 2-H 2B	C D F B B F X 3-2 ③ G5-3		4	1	2	1	0	0	2
33 Justin Morneau, L (1, 3) OBP: 0.328, SLG: 0.516		C X 0-1 ② F7			B C F 1 SAFE B X 2-2 ① P6		F C X 0-2 ① SF7 2-3 3-H		C S B F B X 2-2 20 SH5-4 24 BB 1B 1B	3	1	1	1	0	0	1
Torii Hunter, R (1, 8) OBP: 0.339, SLG: 0.416		S B C F F F S 1-3 ③ K			X 0-0 ② F8		F C X 0-2 3-H 1B		B F X 1-1 24 BB 20 SH5-4 1-2 1B	4	0	2	1	0	1	1
16 Jason Kubel, L (1, 7) OBP: 0.310, SLG: 0.488 20 Lew Ford, R (8, 7) OBP: 0.298, SLG: 0.305			B B F F B F X 3-2 ① G3		S C 1 SAFE B D F S 2-3 ③ K		1 SAFE F 1 SAFE C 1 SAFE 1 SAFE C 0-3 ② K		X 0-0 ① SH5-4 1-2 2-3	3	0	0	0	0	2	2
										0	0	0	0	0	0	0
Jason Bartlett, R (1, 6) OBP: 0.545, SLG: 0.556			C B X 1-1 CS 1B			B X 1-0 ① G5-3	B F B B C X 3-2 ③ G6-3		I I I I 4-0 24 BB IBB	3	0	1	0	1	0	1
47 Francisco Liriano, L (1, 1) OBP: 0.250, SLG: 0.250 Terry Tiffee, S (8, PH) OBP: 0.250, SLG: 0.200 Juan Rincon, R (8, 1) 24 Rondell White, R (9, PH) OBP: 0.211, SLG: 0.217 36 Joe Nathan, R (9, 1)			L M L 0-3 ② K			F S F F C 0-3 ② K		F X 0-1 ① L5	D D B B 4-0 1-2 2-3 3-H BB	2	0	0	0	0	2	1
										1	0	0	0	0	0	0
										0	0	0	0	0	0	0
										0	0	0	1	1	0	0
										0	0	0	0	0	0	0
Inning Stats	R: 0 E: 0 K: 1 S: 9 H: 0 LOB: 0 BB: 0 P: 13	R: 0 E: 0 K: 1 S: 11 H: 0 LOB: 0 BB: 0 P: 12	R: 0 E: 0 K: 1 S: 11 H: 1 LOB: 0 BB: 0 P: 15	R: 0 E: 0 K: 0 S: 6 H: 0 LOB: 0 BB: 0 P: 8	R: 0 E: 0 K: 1 S: 11 H: 1 LOB: 1 BB: 0 P: 16	R: 0 E: 0 K: 2 S: 9 H: 0 LOB: 0 BB: 0 P: 11	R: 3 E: 0 K: 1 S: 21 H: 3 LOB: 1 BB: 1 P: 30	R: 0 E: 0 K: 0 S: 12 H: 2 LOB: 2 BB: 0 P: 18	R: 1 E: 0 K: 2 S: 14 H: 2 LOB: 3 BB: 2 P: 29	1B: 7 2B: 2 3B: 0 HR: 0 SF: 1 SAC: 1 DP: 0 HBP: 0							

AB	33
R	4
H	9
RBI	4
BB	3
SO	9
LOB	14

WP: 0 PB: 0 SB: 0 CS: 1 PA: 39

PITCHER		IP	WLS	BF	H	R	ER	SO	BB	IBB	HBP	BLK	WP	HR	S	P	ERA	WHIP
45 Ian Snell, R ERA: 4.71	(1, 1)	6.1	L	24	5	3	3	6	1	0	0	0	0	0	72	96	4.26	0.947
Damaso Marte, L ERA: 3.13	(7, 1)	0.2		2	0	0	0	1	0	0	0	0	0	0	6	9	0.00	0.000
16 Salomon Torres, R ERA: 4.09	(8, 1)	1.0		5	2	0	0	0	0	0	0	0	0	0	12	18	0.00	2.000
Michael Gonzalez, L ERA: 2.6	(9, 1)	1.0		7	2	1	1	2	1	1	0	0	0	0	14	29	9.00	3.000

PITCHER	IP	WLS	BF	H	R	ER	SO	BB	IBB	HBP	BLK	WP	HR	S	P	ERA	WHIP

BOTTOM

Minnesota Twins @ Pittsburgh Pirates

PNC Park, Pittsburgh, PA

Fri Jun 16 2006, 7:05 PM EDT

Att. 33,025 - Clear - 79 F

Batter	1	2	3	4	5	6	7	8	9	AB	R	H	RBI	BB	SO	LOB
José Bautista, R (1, 8) OBP: 0.356, SLG: 0.541	K		F8			K		K		4	0	0	0	0	3	1
2 Jack Wilson, R (1, 6) OBP: 0.324, SLG: 0.422	F8		HR			E1 G4-3 1B		K		4	1	2	2	0	1	0
Sean Casey, L (1, 3) OBP: 0.373, SLG: 0.490	K		G5-3			G4-3 2-3		F7		4	0	0	0	0	1	1
Jason Bay, R (1, 7) OBP: 0.427, SLG: 0.583		K	K			G5-3			F7	4	0	0	0	0	2	1
12 Freddy Sanchez, R (1, 5) OBP: 0.385, SLG: 0.493		2B	K2-3				26 1B 1B		G5-3	4	0	2	0	0	1	0
Craig Wilson, R (1, 9) OBP: 0.356, SLG: 0.487		K	K				F8		F8	4	0	0	0	0	2	2
Jose Castillo, R (1, 4) OBP: 0.343, SLG: 0.487		K		K			L9			3	0	0	0	0	2	2
26 Ronny Paulino, R (1, 2) OBP: 0.360, SLG: 0.380			G6-3				1-2 1B			3	0	1	0	0	0	0
45 Ian Snell, R (1, 1) OBP: 0.095, SLG: 0.050			2 HR BB			F8	K			1	1	0	0	1	0	0
Damaso Marte, L (7, 1)										0	0	0	0	0	0	0
Joe Randa, R (7, PH) OBP: 0.256, SLG: 0.306										1	0	0	0	0	1	2
16 Salomon Torres, R (8, 1)										0	0	0	0	0	0	0
Michael Gonzalez, R (9, 1)										0	0	0	0	0	0	0
Inning Stats	R: 0 E: 0 K: 2 S: 7 H: 0 LOB: 0 BB: 0 P: 8	R: 0 E: 0 K: 3 S: 10 H: 1 LOB: 1 BB: 0 P: 14	R: 2 E: 0 K: 0 S: 19 H: 1 LOB: 0 BB: 1 P: 30	R: 0 E: 0 K: 3 S: 12 H: 0 LOB: 0 BB: 0 P: 15	R: 0 E: 0 K: 1 S: 6 H: 0 LOB: 0 BB: 0 P: 9	R: 0 E: 1 K: 1 S: 8 H: 1 LOB: 1 BB: 0 P: 13	R: 0 E: 0 K: 1 S: 9 H: 2 LOB: 2 BB: 0 P: 12	R: 0 E: 0 K: 2 S: 9 H: 0 LOB: 0 BB: 0 P: 17	R: 0 E: 0 K: 0 S: 3 H: 0 LOB: 0 BB: 0 P: 7	1B: 3 2B: 1 3B: 0 HR: 1 SF: 0 SAC: 0 DP: 0 HBP: 0						

PITCHER		IP	WLS	BF	H	R	ER	SO	BB	IBB	HBP	BLK	WP	HR	S	P	ERA	WHIP
47 Francisco Liriano, L ERA: 2.16	(1, 1)	7.0	W	27	5	2	2	11	1	0	0	0	0	1	71	101	2.57	0.857
Juan Rincon, R ERA: 1.51	(8, 1)	1.0	H	3	0	0	0	2	0	0	0	0	0	0	9	17	0.00	0.000
36 Joe Nathan, R ERA: 2.0	(9, 1)	1.0	S	3	0	0	0	0	0	0	0	0	0	0	3	7	0.00	0.000

PITCHER	IP	WLS	BF	H	R	ER	SO	BB	IBB	HBP	BLK	WP	HR	S	P	ERA	WHIP

livebaseballscorecards.com

AB	32
R	2
H	5
RBI	2
BB	1
SO	13
LOB	9

WP: 0 PB: 0 SB: 0 CS: 0 PA: 33

Batter	1	2	3	4	5	6	7	8	9	AB	R	H	RBI	BB	SO	LOB
8 Nick Punto, S (1, 4) OBP: 0.375, SLG: 0.356	X 0-0 ① B1-3		B B B C X 3-1 ② G5-3		C F X 0-2 ① G3		C F X 0-2 ② G5-3		1 SAFE B D F 1 SAFE X 2-1 7 BB 1B 1-3 1B	5	0	1	0	0	0	0
Jason Bartlett, R (1, 6) OBP: 0.500, SLG: 0.500	C B C C 1-3 ② K		B B X 2-0 7 CS 1B		C B X 1-1 ② G4-3		X 0-0 ③ G5-3		C F B B X 2-2 7 BB 1B 1-2 3-H	5	0	2	1	0	1	0
7 Joe Mauer, L (1, 2) OBP: 0.447, SLG: 0.528	C B B F X 2-2 ③ L6		D S 1-1 ③ CS 1-2	C B B B 4-1 33 G3 5 1B 16 G3 BB	X 0-0 2B			L B B B B X 3-1 ① L6	D B S D B 4-1 1-2 2-3 BB	3	1	1	0	2	0	0
5 Michael Cuddyer, R (1, 9) OBP: 0.370, SLG: 0.535		B C B F B F F S 3-3 ① K		X 0-0 16 G3 33 G3 1-2 1B	B B C B C F F B 4-2 BB			C B B F F C 2-3 ② K	B X 1-0 ③ G6-3	4	0	1	0	1	2	3
33 Justin Morneau, L (1, 3) OBP: 0.327, SLG: 0.524		B C B B S X 3-2 ② F8		X 0-0 ① G3 1-2 2-3	B C S B X 2-2 ③ G4-3			X 0-0 HR		4	1	1	1	0	0	4
Torii Hunter, R (1, 8) OBP: 0.338, SLG: 0.411		B F C S 1-3 ③ K		C B B B B 4-1 16 G3 BB		F X 0-1 ① G6-3		S X 0-1 ③ P4		3	0	0	0	1	1	0
16 Jason Kubel, L (1, 7) OBP: 0.308, SLG: 0.512 38 Luis Antonio Rodriguez, G (9, 5) OBP: 0.323, SLG: 0.304			B F B X 2-1 HR	F C X 0-2 ② G3 1-2 2-3 3-H		B X 1-0 ② L9			B X 1-0 ① F7	4 0	1 0	1 0	2 0	0 0	0 0	2 0
Terry Tiffee, S (1, 5) OBP: 0.350, SLG: 0.444 20 Lew Ford, R (9, PR) OBP: 0.298, SLG: 0.305 (9, 7)			C X 0-1 HR	4-0 IBB		C X 0-1 ③ G5-3			X 0-0 8 1B 1B 1B	3 0	1 1	2 0	1 0	1 0	0 0	0 0
26 Boof Bonser, R (1, 1) Kyle Lohse, R (4, 1) 24 Rondell White, R (7, PH) OBP: 0.209, SLG: 0.215 28 Jesse Crain, R (7, 1) Ruben Sierra, S (9, PH) OBP: 0.286, SLG: 0.235 36 Joe Nathan, R (9, 1)			C B X 1-1 ① G5-3	X 0-0 ③ G6-3			C B S B F B B C 3-3 ① K		1 SAFE C 1 SAFE S B 1 SAFE T 1-2 ② K	2 0 1 0 1 0	0 0 0 0 0 0	0 0 0 0 0 0	0 0 0 0 0 0	0 0 0 1 1 0	0 0 1 0 0 0	3 0 0 0 1 0
Inning Stats	R: 0 E: 0 K: 1 S: 7 H: 0 LOB: 0 BB: 0 P: 10	R: 0 E: 0 K: 2 S: 11 H: 0 LOB: 0 BB: 0 P: 18	R: 2 E: 0 K: 0 S: 10 H: 3 LOB: 0 BB: 0 P: 19	R: 1 E: 0 K: 0 S: 8 H: 1 LOB: 3 BB: 3 P: 20	R: 0 E: 0 K: 0 S: 13 H: 1 LOB: 2 BB: 1 P: 20	R: 0 E: 0 K: 0 S: 5 H: 0 LOB: 0 BB: 0 P: 6	R: 0 E: 0 K: 1 S: 8 H: 0 LOB: 0 BB: 0 P: 11	R: 1 E: 0 K: 1 S: 9 H: 1 LOB: 0 BB: 0 P: 14	R: 1 E: 0 K: 1 S: 12 H: 3 LOB: 3 BB: 1 P: 23	1B: 5 2B: 1 3B: 0 HR: 3	SF: 0 SAC: 0 DP: 0 HBP: 0			WP: 0 PB: 0 SB: 0 CS: 1		PA: 41

PITCHER		IP	WLS	BF	H	R	ER	SO	BB	IBB	HBP	BLK	WP	HR	S	P	ERA	WHIP
28 Paul Maholm, L ERA: 4.5	(1, 1)	7.0		29	5	3	3	4	3	1	0	0	0	2	62	104	3.86	1.143
Damaso Marte, L ERA: 3.38	(8, 1)	1.0	L	4	1	1	1	1	0	0	0	0	0	1	9	14	9.00	1.000
Roberto Hernandez, R ERA: 2.35	(9, 1)	1.0		7	3	1	1	1	1	0	0	0	0	0	12	23	9.00	4.000

PITCHER	IP	WLS	BF	H	R	ER	SO	BB	IBB	HBP	BLK	WP	HR	S	P	ERA	WHIP

TOP

Minnesota Twins @ Pittsburgh Pirates

PNC Park, Pittsburgh, PA

Sat Jun 17 2006, 7:05 PM EDT

Att. 34,085 - Clear - 83 F

livebaseballscorecards.com

AB	35
R	5
H	9
RBI	5
BB	5
SO	6
LOB	13

BOTTOM

Batter	1	2	3	4	5	6	7	8	9	AB	R	H	RBI	BB	SO	LOB
13 Nate McLouth, L (1, 8) OBP: 0.293, SLG: 0.326	C X 0-1 ① L6		B D B B 4-0 2 G6-4-3 1-2 BB		C F B X 1-2 ② L6			B C B C X 2-2 ② G1-3		3	0	0	0	1	0	0
2 Jack Wilson, R (1, 6) OBP: 0.323, SLG: 0.419	C F B S 1-3 ② K		B C D F X 3-2 ② ③ G6-4-3 1-2f		C B C X 1-2 PO 1B			C X 0-1 ③ F9		4	0	1	0	0	1	2
Sean Casey, L (1, 3) OBP: 0.360, SLG: 0.471	C X 0-1 ③ G1-3			C B X 1-1 ① G4-3	C C 1 SAFE F B F 1 SAFE 1 SAFE 1-2 PO	C S B X 1-2 ① G6-3			C F B B X 2-2 ① G4-3	4	0	0	0	0	0	0
Jason Bay, R (1, 7) OBP: 0.424, SLG: 0.578		B C S B X 2-2 ① G5-3		X 0-0 2B S 12 1B 1B		B F B S S 2-3 ② K			S B C S 1-3 ② K	4	1	1	0	0	2	0
Jeromy Burnitz, L (1, 9) OBP: 0.285, SLG: 0.435		B S B F X 2-2 ② F9		B B B X 3-0 12 1-3 1B 2B		S B S X 1-2 ③ F8			B F C X 1-2 ③ P5	4	1	1	0	0	0	0
12 Freddy Sanchez, R (1, 5) OBP: 0.385, SLG: 0.491	X 0-0 ③ F8			B B D C F F F X 3-2 26 CS 1B 2-H 3-H 1B			B B X 2-0 ① G1-3			3	0	1	2	0	0	0
Jose Castillo, R (1, 4) OBP: 0.343, SLG: 0.485			B F X 1-1 ① F8	X 0-0 1-2 1B			X 0-0 ② F8			3	0	1	0	0	0	0
26 Ronny Paulino, R (1, 2) OBP: 0.360, SLG: 0.398			B B X 2-0 HR	B B T C B F S 3-3 ② ③ K 2-3			C B S S 1-3 ③ K			3	1	1	1	0	2	2
28 Paul Maholm, L (1, 1) OBP: 0.148, SLG: 0.115 Damaso Marte, L (8, 1) Joe Randa, R (8, PH) OBP: 0.253, SLG: 0.302 Roberto Hernandez, R (9, 1)			F X 0-1 13 BB 1B	C F S 0-3 ① K				F X 0-1 ① F8		2 0 1 0	0 0 0 0	1 0 0 0	0 0 0 0	1 0 0 0	0 0 0 0	0 0 0 0
Inning Stats	R: 0 H: 0 E: 0 LOB: 0 K: 1 BB: 0 S: 7 P: 8	R: 0 H: 0 E: 0 LOB: 0 K: 0 BB: 0 S: 7 P: 11	R: 1 H: 2 E: 0 LOB: 1 K: 0 BB: 1 S: 8 P: 18	R: 2 H: 4 E: 0 LOB: 1 K: 1 BB: 0 S: 14 P: 24	R: 0 H: 1 E: 0 LOB: 0 K: 1 BB: 0 S: 15 P: 18	R: 0 H: 0 E: 0 LOB: 0 K: 1 BB: 0 S: 9 P: 13	R: 0 H: 0 E: 0 LOB: 0 K: 1 BB: 0 S: 5 P: 8	R: 0 H: 0 E: 0 LOB: 0 K: 0 BB: 0 S: 7 P: 9	R: 0 H: 0 E: 0 LOB: 0 K: 1 BB: 0 S: 9 P: 13	1B: 5 2B: 1 3B: 0 HR: 1	SF: 0 SAC: 0 DP: 1 HBP: 0			WP: 0 PB: 0 SB: 1 CS: 1	PA: 33		

Minnesota Twins @ Pittsburgh Pirates
PNC Park, Pittsburgh, PA
Sat Jun 17 2006, 7:05 PM EDT
Att. 34,085 - Clear - 83 F

livebaseballscorecards.com

AB	31
R	3
H	7
RBI	3
BB	1
SO	6
LOB	4

PITCHER		IP	WLS	BF	H	R	ER	SO	BB	IBB	HBP	BLK	WP	HR	S	P	ERA	WHIP
26 Boof Bonser, R ERA: 5.81	(1, 1)	3.1		15	5	3	3	1	1	0	0	0	0	1	31	53	8.10	1.800
Kyle Lohse, R ERA: 8.46	(4, 1)	2.2		8	2	0	0	3	0	0	0	0	0	0	29	39	0.00	0.750
28 Jesse Crain, R ERA: 5.81	(7, 1)	2.0	W	6	0	0	0	1	0	0	0	0	0	0	12	17	0.00	0.000
36 Joe Nathan, R ERA: 1.93	(9, 1)	1.0	S	3	0	0	0	1	0	0	0	0	0	0	9	13	0.00	0.000

PITCHER	IP	WLS	BF	H	R	ER	SO	BB	IBB	HBP	BLK	WP	HR	S	P	ERA	WHIP

Batter	1	2	3	4	5	6	7	8	9	AB	R	H	RBI	BB	SO	LOB
Luis Castillo, S (1, 4) OBP: 0.353, SLG: 0.363	C B X 1-1 ① F7		B C F X 1-2 ② G6-3 1-2			B F C B X 2-2 ② G6-3		C B B S F B X 3-2 8 E 55 1B 1B	C B F D F B X 3-2 8 1B 55 1B 2-H 1B	5	2	2	1	0	0	1
8 Nick Punto, S (1, 5) OBP: 0.376, SLG: 0.352	C F T 0-2 ② K		X 0-0 ③ F8			S L F B B B B 4-2 BB		C X 0-1 E1 5 HBP 55 1B 33 2B 1-2 1B	B X 1-0 55 1B 5 1B 1-2 1B	4	2	1	0	1	1	2
55 Mike Redmond, R (1, 2) OBP: 0.388, SLG: 0.455	F F F X 0-2 ③ F9			B X 1-0 ① F8		F 1 SAFE S X 0-2 ③ G4-3		C X 0-1 5 HBP 33 2B 1-2 2-H 1B	X 0-0 5 1B 1-2 2-H 1B	5	1	2	2	0	0	1
5 Michael Cuddyer, R (1, 9) OBP: 0.371, SLG: 0.529		X 0-0 ① F8		B B F C F B X 3-2 ② P4			X 0-0 ① F7	S H 1-1 33 2B 1-2 2-3 HBP	B B C X 2-1 1-2 2-H 1B	4	1	1	1	0	0	0
33 Justin Morneau, L (1, 3) OBP: 0.324, SLG: 0.522		C F T 0-2 ② K		B C F F S 1-3 ③ K			C B F X 1-2 ② P6	F D B X 2-1 1-H 2-H 3-H 2B	X 0-0 ③ F9	5	0	1	3	0	2	2
Torii Hunter, R (1, 8) OBP: 0.340, SLG: 0.425		B F B F X 2-2 1B			F F X 0-2 ① F8		F B X 1-1 HR	X 0-0 ③ G6-3		4	1	2	1	0	0	1
20 Lew Ford, R (1, 7) OBP: 0.297, SLG: 0.304		C B B B C X 3-2 ③ G4-3			B F C X 1-2 ② G3		X 0-0 ③ F9		B C C B F F F X 2-2 S 1B 1B	4	1	1	0	0	0	1
Jason Bartlett, R (1, 6) OBP: 0.450, SLG: 0.444			B X 1-0 G6-3 1B		B B B C C C X 3-2 ③ F8			B B B C C X 3-2 ① F7	1 SAFE C D S C 1-3 ① K 1-2	4	0	1	0	0	1	1
Johan Santana, L (1, 1)			C L C 0-3 ① K			B F C F S 1-3 ① K		S B X 1-1 ② F9	S X 0-1 ② F7	2	0	0	0	0	2	1
Terry Tiffee, S (8, PH) OBP: 0.333, SLG: 0.421										1	0	0	0	0	0	0
Juan Rincon, R (8, 1)										0	0	0	0	0	0	0
Ruben Sierra, S (9, PH) OBP: 0.273, SLG: 0.222										1	0	0	0	0	0	1
Willie Eyre, R (9, 1)										0	0	0	0	0	0	0
Inning Stats	R: 0 E: 0 K: 1 S: 9 H: 0 LOB: 0 BB: 0 P: 10	R: 0 E: 0 K: 1 S: 10 H: 1 LOB: 1 BB: 0 P: 15	R: 0 E: 0 K: 1 S: 8 H: 1 LOB: 1 BB: 0 P: 10	R: 0 E: 0 K: 1 S: 9 H: 0 LOB: 0 BB: 0 P: 14	R: 0 E: 0 K: 0 S: 9 H: 0 LOB: 0 BB: 0 P: 13	R: 0 E: 0 K: 1 S: 13 H: 0 LOB: 1 BB: 1 P: 20	R: 1 E: 0 K: 0 S: 7 H: 1 LOB: 0 BB: 0 P: 9	R: 4 E: 1 K: 0 S: 18 H: 3 LOB: 1 BB: 0 P: 28	R: 3 E: 0 K: 1 S: 21 H: 5 LOB: 2 BB: 0 P: 30	1B: 9 2B: 1 3B: 0 HR: 1 SF: 0 SAC: 0 DP: 0 HBP: 1						

PITCHER		IP	WLS	BF	H	R	ER	SO	BB	IBB	HBP	BLK	WP	HR	S	P	ERA	WHIP
Oliver Pérez, L ERA: 6.1	(1, 1)	7.2	L	30	5	4	2	5	1	0	0	0	0	1	79	112	2.35	0.783
16 Salomon Torres, R ERA: 4.26	(8, 1)	0.1		3	1	1	0	0	0	0	1	0	0	0	4	7	0.00	3.000
Ryan Vogelsong, R ERA: 5.75	(9, 1)	1.0		8	5	3	3	1	0	0	0	0	0	0	21	30	27.00	5.000

PITCHER	IP	WLS	BF	H	R	ER	SO	BB	IBB	HBP	BLK	WP	HR	S	P	ERA	WHIP

TOP

Minnesota Twins @ Pittsburgh Pirates

PNC Park, Pittsburgh, PA

Sun Jun 18 2006, 1:35 PM EDT
Att. 25,104 - Sunny - 86 F

livebaseballscorecards.com

AB	39
R	8
H	11
RBI	8
BB	1
SO	6
LOB	11

Batter	1	2	3	4	5	6	7	8	9	AB	R	H	RBI	BB	SO	LOB
José Bautista, R (1, 8) OBP: 0.344, SLG: 0.520	C X 0-1 ① L8		C X 0-1 ② F7		B S B S B S 3-3 ③ K			C C B T 1-2 ③ K		4	0	0	0	0	2	1
2 Jack Wilson, R (1, 6) OBP: 0.318, SLG: 0.413	C F X 0-2 ② G5-3		D B F F B F F F F F 3-2 X ③ P1			C B B B X 3-1 ① P4			B B F F X 2-2 ① F9	4	0	0	0	0	0	1
Sean Casey, L (1, 3) OBP: 0.347, SLG: 0.454	B C X 1-1 ③ G4-3			X 0-0 ① G1-3		C B X 1-1 ② G2			C F F B B F X 2-2 ② F8	4	0	0	0	0	0	0
Jason Bay, R (1, 7) OBP: 0.425, SLG: 0.593		C B B X 2-1 ① 12 1B CS 2B		B C S F B S 2-3 ② K		X 0-0 ③ F8			C B X 1-1 ① HR	4	1	2	1	0	1	0
12 Freddy Sanchez, R (1, 5) OBP: 0.387, SLG: 0.495		B S X 1-1 ① BLK 2-3 1B		X 0-0 ② 1B 2B			B C F B F B F F X 3-2 ① F7		X 0-0 ③ F9	4	1	2	0	0	0	0
Craig Wilson, R (1, 9) OBP: 0.356, SLG: 0.485 13 Nate McLouth, L (8, 9) OBP: 0.293, SLG: 0.326		C S B F S 1-3 ① K		X 0-0 ② 2-H 1B			S B C B B S 3-3 ② K			3 0	0 0	1 0	1 0	0 0	2 0	2 0
Jose Castillo, R (1, 4) OBP: 0.339, SLG: 0.478		S D F S 1-3 ② ③ K 1-2 3-H		S X 0-1 ③ G1-3			X 0-0 ③ P6			3	0	0	0	0	1	3
26 Ronny Paulino, R (1, 2) OBP: 0.360, SLG: 0.396			B B C C X 2-2 ① SH1-4 1B		C B F F B X 2-2 ① G1-3			C B F C 1-3 ① K		3	0	1	0	0	1	0
Oliver Pérez, L (1, 1) OBP: 0.125, SLG: 0.125 16 Salomon Torres, R (8, 1) Jeromy Burnitz, L (8, PH) OBP: 0.284, SLG: 0.433 Ryan Vogelsong, R (9, 1) OBP: 0.600, SLG: 0.333			X 0-0 ① SH1-4 1-2		F C B F B B X 2-2 ② G4-3			C B F B B X 3-2 ② G3		1 0 1 0	0 0 0 0	0 0 0 0	0 0 0 0	0 0 0 0	0 0 0 0	0 0 0 0
Inning Stats	R: 0 E: 0 K: 0 S: 7 H: 0 LOB: 0 BB: 0 P: 8	R: 0 E: 0 K: 2 S: 11 H: 2 LOB: 1 BB: 0 P: 16	R: 0 E: 0 K: 0 S: 13 H: 1 LOB: 1 BB: 0 P: 18	R: 1 E: 0 K: 1 S: 9 H: 2 LOB: 1 BB: 0 P: 11	R: 0 E: 0 K: 1 S: 10 H: 0 LOB: 0 BB: 0 P: 17	R: 0 E: 0 K: 0 S: 5 H: 0 LOB: 0 BB: 0 P: 9	R: 0 E: 0 K: 1 S: 10 H: 0 LOB: 0 BB: 0 P: 16	R: 0 E: 0 K: 2 S: 9 H: 0 LOB: 0 BB: 0 P: 14	R: 1 E: 0 K: 0 S: 11 H: 1 LOB: 0 BB: 0 P: 16	1B: 3 2B: 2 3B: 0 HR: 1	SF: 0 SAC: 1 DP: 0 HBP: 0			WP: 0 PB: 0 SB: 0 CS: 1	PA: 32		

PITCHER		IP	WLS	BF	H	R	ER	SO	BB	IBB	HBP	BLK	WP	HR	S	P	ERA	WHIP
Johan Santana, L ERA: 2.87	(1, 1)	7.0	W	25	5	1	1	5	0	0	0	1	0	0	65	95	1.29	0.714
Juan Rincon, R ERA: 1.47	(8, 1)	1.0		3	0	0	0	2	0	0	0	0	0	0	9	14	0.00	0.000
Willie Eyre, R ERA: 5.68	(9, 1)	1.0		4	1	1	1	0	0	0	0	0	0	1	11	16	9.00	1.000

PITCHER	IP	WLS	BF	H	R	ER	SO	BB	IBB	HBP	BLK	WP	HR	S	P	ERA	WHIP

BOTTOM

Minnesota Twins @ Pittsburgh Pirates

PNC Park, Pittsburgh, PA

Sun Jun 18 2006, 1:35 PM EDT
Att. 25,104 - Sunny - 86 F

livebaseballscorecards.com

AB	31
R	2
H	6
RBI	2
BB	0
SO	7
LOB	7

Arizona Diamondbacks @ Pittsburgh Pirates

PNC Park, Pittsburgh, PA

Mon Jun 19 2006, 12:35 PM EDT

Att. 15,032 - Partly Cloudy - 74 F

TOP

livebaseballscorecards.com

Batter	1	2	3	4	5	6	7	8	9	10	11	AB	R	H	RBI	BB	SO	LOB
22 Eric Byrnes, R (1, 8) OBP: 0.353, SLG: 0.540	0-0 G6-4-3 1B			3-2 2B 2B	0-0 2B		F F X 0-2 P6			F B F S 1-3 K	B B F X 3-2 G4-3 1-2 2-3	6	1	3	0	0	1	2
Scott Hairston, R (1, 7) OBP: 0.600, SLG: 0.750 Andy Green, R (10, 7) OBP: 0.377, SLG: 0.360	1-0 G6-4-3 1-2f			1-0 BB 1 BB 2B 2-H	1-0 E5 1B		C B B B B 4-1 BB			X 0-0 FC5 1B 1B	B F B B B 4-1 BB	4 0	1 0	2 0	1 0	1 0	0 1	1 0
Chad Tracy, L (1, 5) OBP: 0.323, SLG: 0.464	0-3 K			F X 0-1 P4	B X 1-0 1-2 1B		1 SAFE C S B B B C 2-3 K			B F 1 SAFE X 1-1 1-2 FC5 1B	B C F S 1-3 K	6	0	2	0	0	3	5
34 Conor Jackson, R (1, 3) OBP: 0.357, SLG: 0.415 Tony Clark, S (8, 3) OBP: 0.292, SLG: 0.391		B B X 2-0 F9		B B B C B 4-1 1 BB 19 1B BB BB	C B X 1-1 F7			X 0-0 F7		S S F S 0-3 K		3 1	1 0	0 0	0 0	1 0	0 1	2 2
Damion Easley, R (1, 6) OBP: 0.352, SLG: 0.490		B B C X 2-1 G5-3		F D F S 1-3 K	C S X 0-2 F8			B C F B B S 3-3 K		B B X 2-0 FC5 1-2 2-3f		5	0	0	0	0	2	6
Shawn Green, L (1, 9) OBP: 0.357, SLG: 0.457		C C X 0-2 G3		S B B B B 4-1 1 BB 19 1B 1-2 2-3 BB		B X 1-0 G5-3		C X 0-1 G4-3			C X 0-1 G6-3	4	1	0	0	1	0	0
1 Orlando Hudson, S (1, 4) OBP: 0.326, SLG: 0.374			B C F B X 2-2 G1-3	D S B B B 4-1 19 1B 1-2 2-3 3-H BB		C B B C X 2-2 G4-3			B F B X 2-1 F8		X 0-0 19 1B 1B	4	1	1	1	1	0	0
19 Chris Snyder, R (1, 2) OBP: 0.361, SLG: 0.472			B B F X 2-1 B5-6-4 1B	C C B B X 2-2 1-2 2-H 3-H 1B		X 0-0 F8			F B X 1-1 F7		X 0-0 22 G4-3 1B 1-3 1B	5	0	3	2	0	0	0
Claudio Vargas, R (1, 1) 30 Jeff DaVanon, S (7, PH) Luis Vizcaino, R (7, 1) Randy Choate, L (7, 1) Brandon Lyon, R (7, 1) Luis Gonzalez, L (9, PH) Greg Aquino, R (8, 1) Johnny Estrada, S (11, PH) Jorge Julio, R (11, 1)			L X 0-1 B5-6-4 1-2f	F X 0-1 F9			F X 0-1 B1-3		B C C B B X 3-1 G4-3		B F D O X 2-1 22 G4-3 1-2 3-H 1B	2 1 0 0 0 0 0 1 0	0 0 0 0 0 0 0 0 0	0 0 0 0 0 0 0 1 0	0 0 0 0 0 0 0 1 0	0 0 0 0 0 0 0 1 0	0 0 0 0 0 0 0 0 0	3 0 0 0 0 0 0 0 0

	AB	43
	R	5
	H	12
	RBI	5
	BB	5
	SO	7
	LOB	21

Inning Stats																						
	R: 0	H: 1	R: 0	H: 0	R: 0	H: 1	R: 4	H: 3	R: 0	H: 2	R: 0	H: 0	R: 0	H: 0	R: 0	H: 0	R: 0	H: 2	R: 1	H: 3	1B: 9	SF: 0
	E: 0	LOB: 0	E: 0	LOB: 0	E: 0	LOB: 0	E: 0	LOB: 2	E: 1	LOB: 2	E: 0	LOB: 1	E: 0	LOB: 0	E: 0	LOB: 0	E: 0	LOB: 2	E: 0	LOB: 3	2B: 3	SAC: 0
	K: 1	BB: 0	K: 0	BB: 0	K: 0	BB: 0	K: 1	BB: 3	K: 0	BB: 0	K: 1	BB: 1	K: 1	BB: 0	K: 6	BB: 0	K: 0	BB: 0	K: 2	BB: 0	3B: 0	DP: 2
	S: 5	P: 6	S: 6	P: 10	S: 7	P: 11	S: 18	P: 37	S: 8	P: 11	S: 5	P: 8	S: 9	P: 15	S: 6	P: 9	S: 6	P: 12	S: 11	P: 15	HR: 0	HBP: 0
																			S: 13	P: 23		

	WP: 0	PA: 48
	PB: 0	
	SB: 0	
	CS: 0	

PITCHER		IP	WLS	BF	H	R	ER	SO	BB	IBB	HBP	BLK	WP	HR	S	P	ERA	WHIP
57 Zach Duke, L ERA: 4.66	(1, 1)	5.0		23	7	4	4	2	3	0	0	0	0	0	44	75	7.20	2.000
34 John Grabow, L ERA: 4.21	(6, 1)	2.0		7	0	0	0	1	1	0	0	0	0	0	14	23	0.00	0.500
55 Matt Capps, R ERA: 4.54	(8, 1)	1.0		3	0	0	0	1	0	0	0	0	0	0	6	9	0.00	0.000
Roberto Hernandez, R ERA: 2.27	(9, 1)	1.0		3	0	0	0	0	0	0	0	0	0	0	6	12	0.00	0.000
16 Salomon Torres, R ERA: 4.3	(10, 1)	1.2	L	11	5	1	1	2	1	0	0	0	0	0	21	34	5.40	3.600

PITCHER		IP	WLS	BF	H	R	ER	SO	BB	IBB	HBP	BLK	WP	HR	S	P	ERA	WHIP
Damaso Marte, L ERA: 3.33	(11, 1)	0.1		1	0	0	0	1	0	0	0	0	0	0	3	4	0.00	0.000

Arizona Diamondbacks @ Pittsburgh Pirates

PNC Park, Pittsburgh, PA

Mon Jun 19 2006, 12:35 PM EDT

Att. 15,032 - Partly Cloudy - 74 F

livebaseballscorecards.com

BOTTOM

Batter	1	2	3	4	5	6	7	8	9	10	11	AB	R	H	RBI	BB	SO	LOB
José Bautista, R (1, 8) OBP: 0.336, SLG: 0.528	B C S B B S 3-3 K ①		C C B C 1-3 K ②		B X 1-0 1-H HR		B F F S 1-3 K ①	C C 1 SAFE B X 1-2 F7 ③		C F B B B X 3-2 P5 ②		6	1	1	2	0	3	3
2 Jack Wilson, R (1, 6) OBP: 0.314, SLG: 0.407	F F X 0-2 F8 ②		C B C B X 2-2 F7 ③		C X 0-1 G6-3 ②		F X 0-1 F9 ②		C B B X 2-1 1B 1B	X 0-0 G4-3 ③		6	0	1	0	0	0	2
Sean Casey, L (1, 3) OBP: 0.363, SLG: 0.464	C B B B F F F B 4-2 BB			B F X 1-1 F7 ①	S S X 0-2 2B		C B F F F B B H 4-2 1-2 HBP		X 0-0 1-3 IBB 1B		B X 1-0 G6-3 ①	4	0	2	0	1	0	0
Jason Bay, R (1, 7) OBP: 0.424, SLG: 0.585	C X 0-1 F9 ③			B F B F X 2-2 1B 1B	B X 1-0 F8 ③		C F C 0-3 K ③		I I I 4-0 1-2 IBB		B S C C 1-3 K ②	5	0	1	0	1	2	4
Jeromy Burnitz, L (1, 9) OBP: 0.285, SLG: 0.444		B S B F F X 2-2 P5 ①		X 0-0 1-2 1B		B F F C 1-3 K ①		C F X 0-2 HR	S B B S S 2-3 K ①		S B C S 1-3 K ③	6	1	2	1	0	3	3
12 Freddy Sanchez, R (1, 5) OBP: 0.391, SLG: 0.504	C H 1-1 HBP			D B X 2-0 L8 ②		C B F B F X 2-2 2B		F B F X 1-2 26 1B 2B	C F S 0-3 K ②			4	1	2	0	0	1	5
Jose Castillo, R (1, 4) OBP: 0.332, SLG: 0.468	C D X 1-1 L7 ②			F B F F S 1-3 K ③		B F X 1-1 G5-3 ②		C X 0-1 G5-3 ①	S B B C S 2-3 K ③			5	0	0	0	0	2	8
16 Salomon Torres, R (10, 1)												0	0	0	0	0	0	0
Damaso Marte, L (11, 1)												0	0	0	0	0	0	0
26 Ronny Paulino, R (1, 2) OBP: 0.366, SLG: 0.405	1 SAFE C B F 1 SAFE 1 SAFE F F B 2-3 C K ③				F B B C B B 4-2 HR BB	S D C B X 2-2 F8 ③		D B F X 2-1 2-H 1B		F B B C X 2-2 SH1-4 2B		4	1	2	1	1	1	2
57 Zach Duke, L (1, 1) OBP: 0.258, SLG: 0.267			C F T 0-2 K ①		B C X 1-1 F7 ①		B S S B B B 4-2 HBP BB	B 1 SAFE X 1-0 F8 ②		X 0-0 2-3 SH1-4 ①		1	0	0	0	0	1	0
13 Nate McLouth, L (5, PH) OBP: 0.292, SLG: 0.324												1	0	0	0	0	0	1
34 John Grabow, L (6, 1)												0	0	0	0	0	0	0
Joe Randa, R (7, PH) OBP: 0.261, SLG: 0.302												0	0	0	0	1	0	0
55 Matt Capps, R (8, 1)												0	0	0	0	0	0	0
Craig Wilson, R (8, PH) OBP: 0.354, SLG: 0.482												1	0	0	0	0	0	1
Roberto Hernandez, R (9, 1)												0	0	0	0	0	0	0
José Hernández, R (10, 4) OBP: 0.246, SLG: 0.283												0	0	0	0	0	0	0
Inning Stats	R: 0 E: 0 K: 1 S: 12 H: 0 LOB: 1 BB: 1 P: 19	R: 0 E: 0 K: 1 S: 12 H: 0 LOB: 1 BB: 0 P: 18	R: 0 E: 0 K: 2 S: 9 H: 0 LOB: 0 BB: 0 P: 12	R: 0 E: 0 K: 1 S: 11 H: 2 LOB: 2 BB: 0 P: 17	R: 2 E: 0 K: 0 S: 11 H: 2 LOB: 1 BB: 1 P: 18	R: 0 E: 0 K: 1 S: 12 H: 1 LOB: 1 BB: 0 P: 18	R: 0 E: 0 K: 2 S: 14 H: 0 LOB: 2 BB: 1 P: 23	R: 2 E: 0 K: 0 S: 14 H: 3 LOB: 1 BB: 0 P: 19	R: 0 E: 0 K: 3 S: 12 H: 2 LOB: 3 BB: 1 P: 22	R: 0 E: 0 K: 0 S: 8 H: 1 LOB: 1 BB: 0 P: 13	R: 0 E: 0 K: 2 S: 7 H: 0 LOB: 0 BB: 0 P: 10							

| | | | | | | | | | | | |

Batter	1	2	3	4	5	6	7	8	9	AB	R	H	RBI	BB	SO	LOB
José Bautista, R (1, 8) OBP: 0.338, SLG: 0.514	C H 1-1 2 FC5-4 HBP	B X 1-0 ① G6-3		B B B C F B 4-2 2 WP BB		B X 1-0 ③ P5			C B X 2-1 ② F8	3	0	0	0	1	0	1
2 Jack Wilson, R (1, 6) OBP: 0.312, SLG: 0.414	C 1 SAFE 1 SAFE B 1 F B X SAFE 2-2 ① FC5-4 12 2B 1-2f SF8	B F F X 1-2 ② G1-3 2-3		C D F B F B X 3-2 ② L5 1-2 2-3			C B F X 1-2 ① P6		C B B B F X 3-2 HR	5	2	1	1	0	0	4
12 Freddy Sanchez, R (1, 5) OBP: 0.395, SLG: 0.509	1 SAFE F F B F X 1-2 SF8 WP 1-3 2B	C X 0-1 3-H 1B		B F D F B F B 4-2 FC5-4 BB			B C C S 1-3 ② K		C X 0-1 ③ G5-3	4	1	2	1	1	1	0
Jason Bay, R (1, 7) OBP: 0.418, SLG: 0.578	F D B S X 2-2 ② SF8 2-3 3-H	B B B C F X 3-2 ③ L8		B X 1-0 ③ FC5-4 1-2f			B B C S S 2-3 ③ K			3	0	0	1	0	1	4
Joe Randa, R (1, 10) OBP: 0.271, SLG: 0.311	B B F B F X 3-2 HR 3-H 1B	B C X 1-1 ① F8	C B B X 2-1 ① G4-3					X 0-0 FC4-6 1B		4	1	2	0	0	0	0
Craig Wilson, R (1, 3) OBP: 0.357, SLG: 0.495	B X 1-0 1-H HR	B B B B 4-0 G3-6-1 BB	X 0-0 ② ③ G3-6-1 1-2f	F B B B 4-1 26 CS BB	X 0-0 ② F9			B B X 2-0 ① L7		3	1	1	2	1	0	1
Jose Castillo, R (1, 4) OBP: 0.335, SLG: 0.464	C S B B B F F B 4-2 BB							F S B F X 1-2 ② FC4-6 1-2f		2	0	0	0	2	0	2
26 Ronny Paulino, R (1, 2) OBP: 0.369, SLG: 0.404	1 SAFE C O X 1-1 ③ G4-3			B C B X 2-1 2 WP 13 SH1-3 1B	B C 1 SAFE 1 SAFE 1-1 ③ CS 1-2	B C C F B B B 4-2 13 G3-6-1 BB		B X 1-0 ③ P4		3	0	1	0	1	0	2
13 Nate McLouth, L (1, 9) OBP: 0.292, SLG: 0.330		C X 0-1 2 G1-3 12 1B 2B		1 SAFE X 0-0 ① SH1-3 1-2		X 0-0 ① ② G3-6-1 1-2f			C B F B S 2-3 ① K	3	1	1	0	0	1	1
Inning Stats	R: 4 H: 3 E: 0 LOB: 1 K: 0 BB: 1 S: 21 P: 36	R: 1 H: 2 E: 0 LOB: 1 K: 0 BB: 0 S: 11 P: 16	R: 0 H: 0 E: 0 LOB: 0 K: 0 BB: 1 S: 3 P: 8	R: 0 H: 1 E: 0 LOB: 3 K: 0 BB: 2 S: 13 P: 27	R: 0 H: 0 E: 0 LOB: 0 K: 0 BB: 1 S: 5 P: 12	R: 0 H: 0 E: 0 LOB: 0 K: 0 BB: 1 S: 5 P: 10	R: 0 H: 0 E: 0 LOB: 0 K: 2 BB: 0 S: 9 P: 13	R: 0 H: 1 E: 0 LOB: 1 K: 0 BB: 0 S: 7 P: 11	R: 1 H: 1 E: 0 LOB: 0 K: 1 BB: 0 S: 10 P: 17	1B: 4 SF: 1 2B: 2 SAC: 1 3B: 0 DP: 2 HR: 2 HBP: 1						

PITCHER		IP	WLS	BF	H	R	ER	SO	BB	IBB	HBP	BLK	WP	HR	S	P	ERA	WHIP
Mark Redman, L ERA: 5.95	(1, 1)	5.0	W	25	6	5	5	0	5	0	1	0	2	1	53	99	9.00	2.200
57 Joel Peralta, R ERA: 4.5	(6, 1)	2.0	H	6	0	0	0	2	1	0	0	0	0	0	14	23	0.00	0.500
Elmer Dessens, R ERA: 4.06	(8, 1)	1.0	H	4	1	0	0	0	0	0	0	0	0	0	7	11	0.00	1.000
Ambiorix Burgos, R ERA: 6.96	(9, 1)	1.0		4	1	1	1	1	0	0	0	0	0	1	10	17	9.00	1.000

PITCHER	IP	WLS	BF	H	R	ER	SO	BB	IBB	HBP	BLK	WP	HR	S	P	ERA	WHIP

TOP

Pittsburgh Pirates @ Kansas City Royals

Kauffman Stadium, Kansas City, MO

Tue Jun 20 2006, 7:10 PM CDT

Att. 15,906 - Clear - 88 F

livebaseballscorecards.com

AB	30
R	6
H	8
RBI	5
BB	6
SO	3
LOB	15

1B: 4	SF: 1	WP: 2	PA: 40
2B: 2	SAC: 1	PB: 0	
3B: 0	DP: 2	SB: 0	
HR: 2	HBP: 1	CS: 1	

Batter	1	2	3	4	5	6	7	8	9	AB	R	H	RBI	BB	SO	LOB
9 David DeJesus, L (1, 8) OBP: 0.370, SLG: 0.412	B B C C F B B B 4-2 G4-6-3 15 BB 16 WP BB	B X 1-0 ③ 2-H 1B		B F B C F B B B 4-2 15 G4-3 1-2 2-3 3-H BB		B X 1-0 ② F7		H 1-0 16 SF9 BB 1-2 HBP		2	1	1	2	2	0	0
15 Mark Grudzielanek, R (1, 4) OBP: 0.328, SLG: 0.395	B F C 1 SAFE B B B 4-2 G4-6-3 1-2 BB	X 0-0 ① G6-3	C X 0-1 ② ③ G4-3 1-2f		S B S X 1-2 ③ G4-3		B X 1-0 ① SF8 3-H		3	0	0	1	1	0	3
Doug Mientkiewicz, L (1, 3) OBP: 0.344, SLG: 0.371	C B B B X 3-1 ① ② G4-6-3 1-2f 2-3	C F F F F X 0-2 ② G3	F C X 0-2 E4 1B 16 BB FC1-2		B C F B B S 3-3 ① K	B F B B B 4-1 BB 1-2 2-3 BB			4	0	0	0	1	1	2
16 Reggie Sanders, R (1, 9) OBP: 0.300, SLG: 0.469	C F B S 1-3 ③ K 3-H	B X 1-0 ③ G5-3		B B B B 4-0 FC1-2 24 1B 1B 1-2 BB		B B C X 2-1 S 1B	B X 1-0 ② SF9 2-3 3-H		3	1	1	1	1	1	0
Matt Stairs, L (1, 10) OBP: 0.338, SLG: 0.452		C B C B B X 3-2 ① G4-3		B B B S F B 4-2 FC6-4 BB	C B B F X 2-2 FC1-2 24 1B 1-2 2-3 1B	C B X 1-1 ② F7	S B F B F B B 4-2 1-2 BB		3	1	1	0	2	0	1
Emil Brown, R (1, 7) OBP: 0.335, SLG: 0.403		B F C B B B S 3-3 ② K		B B B C X 3-1 ① FC6-4 24 1B 4 1B 1-2f	F S F X 0-2 ① FC1-2 24 E 24 1B 1-2 2-3 3-Hf		1 SAFE C I I I I 4-1 1-2 IBB	S F F T 0-2 ③ K		4	1	0	0	1	2	7
24 Mark Teahen, L (1, 5) OBP: 0.286, SLG: 0.389	B B B F B C B 4-2 4 1B 14 2B BB			1 SAFE C F C F X 0-2 4 1B 9 BB 1-2 1B	C B X 1-1 E9 4 4 G5-4-3 1-3 2-H 3-H 1B		C F B S 1-3 ③ K			3	2	2	1	1	1	2
4 Angel Berroa, R (1, 6) OBP: 0.273, SLG: 0.357	C F B X 1-2 14 2B 1-3 1B			B T B B F X 3-2 9 BB 14 PB 1-3 2-H 1B	X 0-0 ② ③ G5-4-3 1-2f			B X 1-0 14 E 14 S 15 SF8 1B		4	2	3	1	0	0	2
14 John Buck, R (1, 2) OBP: 0.286, SLG: 0.374		X 0-0 9 1B 1-H 3-H 2B		B B D B 4-0 9 BB 1-2 BB		C S X 0-2 ① G4-3		B B F B B 4-1 BB 9 HBP 16 SF9 1-3 BB		2	2	1	2	2	0	0
Inning Stats	R: 1 H: 0 E: 0 LOB: 0 K: 1 BB: 2 S: 10 P: 22	R: 3 H: 3 E: 0 LOB: 1 K: 1 BB: 1 S: 13 P: 25	R: 0 H: 0 E: 0 LOB: 0 K: 0 BB: 0 S: 8 P: 9	R: 2 H: 2 E: 0 LOB: 2 K: 0 BB: 3 S: 15 P: 33	R: 2 H: 2 E: 2 LOB: 1 K: 0 BB: 1 S: 13 P: 20	R: 0 H: 0 E: 0 LOB: 0 K: 0 BB: 0 S: 7 P: 9	R: 0 H: 1 E: 0 LOB: 2 K: 2 BB: 1 S: 11 P: 22	R: 2 H: 1 E: 0 LOB: 3 K: 1 BB: 3 S: 12 P: 28		1B: 8 SF: 2 2B: 1 SAC: 0 3B: 0 DP: 3 HR: 0 HBP: 1						

BOTTOM

Pittsburgh Pirates @ Kansas City Royals

Kauffman Stadium, Kansas City, MO

Tue Jun 20 2006, 7:10 PM CDT

Att. 15,906 - Clear - 88 F

livebaseballscorecards.com

AB	28
R	10
H	9
RBI	8
BB	11
SO	5
LOB	17

PITCHER		IP	WLS	BF	H	R	ER	SO	BB	IBB	HBP	BLK	WP	HR	S	P	ERA	WHIP
Kip Wells, R ERA: 16.2	(1, 1)	3.1	L	18	5	6	6	2	5	0	0	0	1	0	41	80	16.20	3.000
34 John Grabow, L ERA: 4.44	(4, 1)	0.2		5	1	2	1	0	2	0	0	0	0	0	11	21	13.50	4.500
55 Matt Capps, R ERA: 4.29	(5, 1)	2.0		6	1	0	0	0	0	0	0	0	0	0	14	17	0.00	0.500
Damaso Marte, L ERA: 3.2	(7, 1)	1.0		5	1	0	0	2	0	1	0	0	0	0	11	22	0.00	1.000
Ryan Vogelsong, R ERA: 6.08	(8, 1)	1.0		8	1	2	2	1	3	0	1	0	0	0	12	28	18.00	4.000

PITCHER	IP	WLS	BF	H	R	ER	SO	BB	IBB	HBP	BLK	WP	HR	S	P	ERA	WHIP

WP: 1 PA: 42
PB: 1
SB: 2
CS: 0

Batter	1	2	3	4	5	6	7	8	9	AB	R	H	RBI	BB	SO	LOB
José Bautista, R (1, 8) OBP: 0.348, SLG: 0.522	F X 0-1 E 2 1B G4-3 1B	C C X 0-2 ② FC6 HBP 2 BB 2-3		C B B X 2-1 ② G5-3		F X 0-1 1-3 2B			C B B B B 4-1 2 1B BB	4	1	2	0	1	0	1
2 Jack Wilson, R (1, 6) OBP: 0.317, SLG: 0.416	B C B F 1 B X SAFE 3-2 G4-3 E 1-2 1B	1 SAFE B 1 SAFE 1 B B C B SAFE 4-1 HBP 1-2 BB		C X 0-1 ③ G6-3		B C F F C 1-3 ③ K			B B C S X 2-2 G6-3 1-2 1B	4	0	2	0	1	1	2
Sean Casey, L (1, 3) OBP: 0.364, SLG: 0.452	2 SAFE C B B B X 3-1 ① G4-3 1-3 2-H	C F H 1-2 FC5-4 1-2 2-3 HBP			C H 1-1 G5-4-3 HBP		X 0-0 ① G3		C S F B B S 2-3 ① K	3	0	0	1	0	1	3
Jason Bay, R (1, 7) OBP: 0.415, SLG: 0.569	C X 0-1 ② G5-3	F C D X 1-2 ③ FC5-4 1-2f			F B C X 1-2 ①② G5-4-3 1-2f		B B B C B 4-1 BB		B C X 1-1 ②③ G6-3 1-2f	4	0	0	0	1	0	7
Jeromy Burnitz, L (1, 9) OBP: 0.281, SLG: 0.438 Craig Wilson, R (7, PH) (7, 9) OBP: 0.355, SLG: 0.492	B B F S B X 3-2 ③ G3-1		C F B X 1-2 ① G4-3		X 0-0 ③ F7	C C X 0-2 ② F9				3 1	0 0	0 0	0 0	0 0	0 0	1 1
12 Freddy Sanchez, R (1, 5) OBP: 0.393, SLG: 0.509		B X 1-0 E 1B 2B	C F B X 1-2 ② G4-3		B C F C 1-3 ① K	S B F X 1-2 ③ L6				4	1	1	0	0	1	1
Joe Randa, R (1, 10) OBP: 0.270, SLG: 0.301		C X 0-1 E5 1B 26 G4-3 2-3	B B B B 4-0 FC5-4 BB		B B B C X 3-1 ② F8			X 0-0 ① G1-3		3	1	0	0	1	0	1
Jose Castillo, R (1, 4) OBP: 0.337, SLG: 0.469		B X 1-0 FC6 26 G4-3 1-3 3-H 1B	C X 0-1 ③ FC5-4 1-2f		X 0-0 26 1B 2B			B B F X 2-1 ② F9		4	1	2	1	0	0	1
26 Ronny Paulino, R (1, 2) OBP: 0.366, SLG: 0.400		1 SAFE X 0-0 ① G4-3 1-2 3-H		B F X 1-1 ① G4-3		B X 1-0 2B 2-H 1B		C B B C F B S 3-3 ③ K		4	0	1	2	0	1	1
Inning Stats	R: 1 H: 2 E: 1 LOB: 1 K: 0 BB: 0 S: 12 P: 21	R: 2 H: 2 E: 1 LOB: 3 K: 0 BB: 1 S: 14 P: 22	R: 0 H: 0 E: 0 LOB: 1 K: 0 BB: 1 S: 8 P: 14	R: 0 H: 0 E: 0 LOB: 0 K: 0 BB: 0 S: 6 P: 9	R: 0 H: 0 E: 0 LOB: 0 K: 0 BB: 0 S: 5 P: 7	R: 1 H: 3 E: 0 LOB: 2 K: 2 BB: 0 S: 14 P: 20	R: 0 H: 0 E: 0 LOB: 1 K: 0 BB: 1 S: 8 P: 13	R: 0 H: 0 E: 0 LOB: 0 K: 1 BB: 0 S: 7 P: 12	R: 0 H: 1 E: 0 LOB: 1 K: 1 BB: 1 S: 10 P: 19	1B: 5 SF: 0 2B: 3 SAC: 0 3B: 0 DP: 2 HR: 0 HBP: 2						

TOP

Pittsburgh Pirates @ Kansas City Royals

Kauffman Stadium, Kansas City, MO

Wed Jun 21 2006, 7:10 PM CDT
Att. 15,501 - Partly Cloudy - 90 F

livebaseballscorecards.com

AB	34
R	4
H	8
RBI	4
BB	4
SO	4
LOB	19

PITCHER		IP	WLS	BF	H	R	ER	SO	BB	IBB	HBP	BLK	WP	HR	S	P	ERA	WHIP
Mike Wood, R ERA: 4.53	(1, 1)	5.2		28	7	4	2	1	2	0	2	0	0	0	55	88	3.18	1.588
Jeremy Affeldt, L ERA: 7.46	(6, 1)	0.2		3	0	0	0	1	1	0	0	0	0	0	6	11	0.00	1.500
Elmer Dessens, R ERA: 3.89	(7, 1)	1.2	W	5	0	0	0	1	0	0	0	0	0	0	13	19	0.00	0.000
Ambiorix Burgos, R ERA: 6.75	(9, 1)	1.0	S	4	1	0	0	1	1	0	0	0	0	0	10	19	0.00	2.000

PITCHER	IP	WLS	BF	H	R	ER	SO	BB	IBB	HBP	BLK	WP	HR	S	P	ERA	WHIP

Batter	1	2	3	4	5	6	7	8	9	AB	R	H	RBI	BB	SO	LOB
9 David DeJesus, L (1, 7) OBP: 0.361, SLG: 0.400	B F B F F X 2-2 F7 ①		B B B C X 3-1 P6 ③			1 SAFE C B 1 D X 2-1 G4-3 ① 1-2	X 0-0 SH1-4 ① 1-2			3	0	0	0	0	0	1
15 Mark Grudzielanek, R (1, 4) OBP: 0.331, SLG: 0.397	X 0-0 G6-3 ②			B X 1-0 1B		F F X 0-2 BB 2B 1B 2-H	B F C B F C 2-3 K ②			4	1	2	1	0	1	1
Doug Mientkiewicz, L (1, 3) OBP: 0.346, SLG: 0.375	C B B X 2-1 2B			B C X 1-1 F7 ①		F B B B F B 4-2 2B 1B BB 1-2	C B F S 1-3 K ③			3	1	1	0	1	1	2
Emil Brown, R (1, 9) OBP: 0.337, SLG: 0.409	X 0-0 G5-3 ③			B C F B 1 SAFE X 2-2 F9 ②		X 0-0 1B 4 1B 2B 1-3 2-H		C F X 0-2 G4-3 24 HR 1B		4	2	2	1	0	0	2
Matt Stairs, L (1, 10) OBP: 0.335, SLG: 0.446		B C F B B S 3-3 K ①		B X 1-0 G4-3 ③		B F B X 2-2 4 1B 1B 2-3 3-H		C B B X 2-1 G4-3 ① 1-2		4	0	1	1	0	1	2
24 Mark Teahen, L (1, 5) OBP: 0.299, SLG: 0.418		B X 1-0 4 G5-4-3 1B			B B B B 4-0 2 PO 4 G4-3 BB	B S B F T 2-2 K ②		X 0-0 HR 2-H		3	1	2	2	1	1	2
4 Angel Berroa, R (1, 6) OBP: 0.273, SLG: 0.355		C B X 1-1 G5-4-3 ② ③ 1-2f			B F 1 S B X 2-2 G4-3 ① 1-2	B F S B X 2-2 1-3 3-H 1B		C B B F S 2-3 K ②		4	0	1	1	0	1	2
Paul Bako, L (1, 2) OBP: 0.280, SLG: 0.269			C X 0-1 F7 ①		C F F B F S 1-3 K ②	C B 1 B X 2-1 G4-3 ③		C S X 0-2 G5-3 ③		4	0	0	0	0	1	3
2 Joey Gathright, L (1, 8) OBP: 0.311, SLG: 0.248			C B F F X 1-2 G3 ②		F B 2 SAFE 1-1 PO ③ 2-3	B X 1-0 9 G4-3 15 1B 1B	X 0-0 9 SH1-4 1B			3	1	2	0	0	0	0
Inning Stats	R: 0 E: 0 K: 0 S: 8 H: 1 LOB: 1 BB: 0 P: 12	R: 0 E: 0 K: 1 S: 6 H: 1 LOB: 0 BB: 0 P: 11	R: 0 E: 0 K: 0 S: 8 H: 0 LOB: 0 BB: 0 P: 12	R: 0 E: 0 K: 0 S: 7 H: 1 LOB: 1 BB: 0 P: 12	R: 0 E: 0 K: 1 S: 9 H: 0 LOB: 0 BB: 1 P: 17	R: 4 E: 0 K: 1 S: 20 H: 5 LOB: 2 BB: 1 P: 35	R: 0 E: 0 K: 2 S: 9 H: 1 LOB: 1 BB: 0 P: 12	R: 2 E: 0 K: 1 S: 12 H: 2 LOB: 0 BB: 0 P: 16		1B: 8 2B: 2 3B: 0 HR: 1 SF: 0 SAC: 1 DP: 1 HBP: 0						

PITCHER		IP	WLS	BF	H	R	ER	SO	BB	IBB	HBP	BLK	WP	HR	S	P	ERA	WHIP
45 Ian Snell, R ERA: 4.84	(1, 1)	5.1		23	7	4	4	2	2	0	0	0	0	0	50	85	6.75	1.688
55 Matt Capps, R ERA: 4.21	(6, 1)	0.2	B	3	1	0	0	1	0	0	0	0	0	0	8	14	0.00	1.500
Damaso Marte, L ERA: 3.08	(7, 1)	1.0		4	1	0	0	2	0	0	0	0	0	0	9	12	0.00	1.000
16 Salomon Torres, R ERA: 4.6	(8, 1)	1.0	L	5	2	2	2	1	0	0	0	0	0	1	12	16	18.00	2.000

PITCHER	IP	WLS	BF	H	R	ER	SO	BB	IBB	HBP	BLK	WP	HR	S	P	ERA	WHIP

BOTTOM

Pittsburgh Pirates @ Kansas City Royals

Kauffman Stadium, Kansas City, MO

Wed Jun 21 2006, 7:10 PM CDT
Att. 15,501 - Partly Cloudy - 90 F

livebaseballscorecards.com

AB	32
R	6
H	11
RBI	6
BB	2
SO	6
LOB	15

WP: 0 PB: 0 SB: 0 CS: 0 PA: 36

Batter	1	2	3	4	5	6	7	8	9	AB	R	H	RBI	BB	SO	LOB
José Bautista, R (1, 8) OBP: 0.350, SLG: 0.521	B X 1-0 2 SH1-3 2B	C B B F S 2-3 ③ K			C C B X 2-2 ① P2	B B B 4-0 1-2 BB		B B X 2-0 ②③ G5-4-3 1-2f		4	0	1	0	1	1	2
2 Jack Wilson, R (1, 6) OBP: 0.313, SLG: 0.409	X 0-0 ① SH1-3 2-3		B B C F F S 2-3 ① K		C B X 1-1 ② F9	B B F C S 2-3 ③ K			B C B X 2-1 ① G4-3	4	0	0	0	0	2	2
Sean Casey, L (1, 3) OBP: 0.366, SLG: 0.454	C D F B C 2-3 ② K		B B B B 4-0 BB		C F X 0-2 ③ F7		X 0-0 2B 2B		B C F X 1-2 ② G1-3	4	1	1	0	1	1	1
Jason Bay, R (1, 7) OBP: 0.415, SLG: 0.570	B S F F B F S 2-3 ③ K		X 0-0 ② P6			C X 0-1 12 1B FC4-6-5 1B	B B S X 2-1 12 WP 12 G4-3 2-H 2B		B X 1-0 ③ F9	5	1	2	1	0	1	2
12 Freddy Sanchez, R (1, 5) OBP: 0.391, SLG: 0.504		F X 0-1 ① F9	B B B C F X 3-2 ③ F9			C X 0-1 FC4-6-5 1-2 1B	B C X 1-1 ① G4-3 2-H			4	0	1	1	0	0	1
Craig Wilson, R (1, 9) OBP: 0.353, SLG: 0.485		C B X 1-1 E3 2B		B B B B 4-0 BB		B X 1-0 ①② FC4-6-5 1-2 2-3 2B	S C B F B S 2-3 ② K			3	2	0	0	1	1	2
Joe Randa, R (1, 10) OBP: 0.269, SLG: 0.309		B B F X 2-1 ② L7		1 SAFE C C B X 1-2 ① P2		B X 1-0 11 WP 11 E 1-H 2B	B C B F X 2-2 ③ G5-3			4	1	1	1	0	0	2
Jose Castillo, R (1, 4) OBP: 0.343, SLG: 0.473		C B F X 1-2 11 1B 1-H 2B		B S F X 1-2 ② F7		B B B B 4-0 11 WP 11 E BB		B B B B 4-0 G5-4-3 BB		2	2	1	1	2	0	1
11 Humberto Cota, R (1, 2) OBP: 0.271, SLG: 0.231		C S F B X 1-2 2-H 1B		X 0-0 ③ G1-3		S B F B B F X 3-2 E6 BB 1-H 2-H		F F F X 0-2 ① F8		4	0	1	1	0	0	2
Inning Stats	R: 0 E: 0 K: 2 S: 10 H: 1 LOB: 1 BB: 0 P: 15	R: 2 E: 1 K: 1 S: 16 H: 2 LOB: 1 BB: 0 P: 23	R: 0 E: 0 K: 1 S: 8 H: 0 LOB: 1 BB: 1 P: 17	R: 0 E: 0 K: 0 S: 7 H: 0 LOB: 1 BB: 1 P: 13	R: 0 E: 0 K: 0 S: 8 H: 0 LOB: 0 BB: 0 P: 11	R: 3 E: 1 K: 1 S: 13 H: 3 LOB: 2 BB: 2 P: 28	R: 2 E: 0 K: 1 S: 12 H: 2 LOB: 0 BB: 0 P: 19	R: 0 E: 0 K: 0 S: 5 H: 0 LOB: 0 BB: 1 P: 11	R: 0 E: 0 K: 0 S: 6 H: 0 LOB: 0 BB: 0 P: 10	1B: 3 2B: 5 3B: 0 HR: 0 SF: 0 SAC: 1 DP: 2 HBP: 0						

TOP

Pittsburgh Pirates @ Kansas City Royals

Kauffman Stadium, Kansas City, MO

Thu Jun 22 2006, 1:10 PM CDT
Att. 13,153 - Cloudy - 70 F

livebaseballscorecards.com

AB	34
R	7
H	8
RBI	5
BB	5
SO	6
LOB	15

WP: 2 PB: 0 SB: 0 CS: 0 PA: 40

PITCHER		IP	WLS	BF	H	R	ER	SO	BB	IBB	HBP	BLK	WP	HR	S	P	ERA	WHIP
37 Scott Elarton, R ERA: 4.87	(1, 1)	5.2	W	25	6	4	1	4	2	0	0	0	0	0	55	87	1.59	1.412
Todd Wellemeyer, R ERA: 5.04	(6, 1)	0.0		3	0	1	0	0	2	0	0	0	1	0	4	15	∞	∞
57 Joel Peralta, R ERA: 4.86	(6, 1)	1.1	H	6	2	2	2	2	0	0	0	0	1	0	15	24	13.50	1.500
41 Jimmy Gobble, L ERA: 3.99	(8, 1)	2.0		6	0	0	0	0	1	0	0	0	0	0	11	21	0.00	0.500

PITCHER	IP	WLS	BF	H	R	ER	SO	BB	IBB	HBP	BLK	WP	HR	S	P	ERA	WHIP

BOTTOM

Pittsburgh Pirates @ Kansas City Royals

Kauffman Stadium, Kansas City, MO

Thu Jun 22 2006, 1:10 PM CDT

Att. 13,153 - Cloudy - 70 F

livebaseballscorecards.com

Batter	1	2	3	4	5	6	7	8	9	AB	R	H	RBI	BB	SO	LOB
Esteban German, R (1, 10) OBP: 0.421, SLG: 0.385	C X 0-1 ① B5-3 3-H	B X 1-0 2B		C B B X 2-1 15 FC5-4 2-H 3-H 1B		C B B X 2-1 16 1B 1B	B X 1-0 ① SH5-4 1-2 2-3	B B F B B 4-2 15 1B 1-2 2-3 BB		4	1	3	2	1	0	0
15 Mark Grudzielanek, R (1, 4) OBP: 0.331, SLG: 0.393	B B B B 4-0 F9 16 BB PB BB	B F X 1-1 ③ F8		1 SAFE F X 0-1 ③ FC5-4 1-2f		F B F 1 SAFE 1 SAFE F X 1-2 ① L7	D F B X 2-1 ② FC6-5-2 16 E E 2-3 3-H	C B X 1-1 1-2 2-H 3-H 1B		5	2	1	2	1	0	5
16 Reggie Sanders, R (1, 9) OBP: 0.306, SLG: 0.465	B B B B 4-0 PB 1-2 1B BB	X 0-0 ① G6-3			B B S B C B 4-2 2B BB	C F B 1 SAFE B X 2-2 1B 1-2 1B	X 0-0 E6 1-2 E	C F B B B C 3-3 ③ K		4	4	1	0	2	1	3
Emil Brown, R (1, 7) OBP: 0.338, SLG: 0.417	B B X 2-0 ② F9 2-3	X 0-0 ② G6-3			C B X 1-1 ① P3	X 0-0 1B 1-2 2-H 1B	F F D B X 2-2 E4 1-H 2-H 3B			5	1	2	3	0	0	3
Tony Graffanino, R (1, 3) OBP: 0.301, SLG: 0.364 Doug Mientkiewicz, L (7, 3) OBP: 0.345, SLG: 0.373	C B F X 1-2 1-H 3-H 1B	C B C S 1-3 ③ K			D C F F B 1 SAFE F B X 3-2 1-H 24 1B 2B	F C B B X 2-2 4 FC5-4 1-3 2-H 1B	S F B B B S 3-3 ③ K			4 1	1 0	3 0	3 0	0 0	1 1	0 0
24 Mark Teahen, L (1, 5) OBP: 0.295, SLG: 0.410	C F B X 1-2 ③ F8			C B F B X 2-2 ① G3-1	B F X 1-1 2-H 14 HBP 1B	B S C S 1-3 ② K		B C F B X 2-2 ① G4-3		5	0	1	1	0	1	3
4 Angel Berroa, R (1, 6) OBP: 0.272, SLG: 0.350		X 0-0 ① F9		B B B C F F F B 4-2 2 14 SH1-3 BB 1B	B F F B F F S 2-3 ② K	C X 0-1 ③ FC5-4 1-2f		S B F B B S 2-3 ② K		4	1	0	0	1	2	3
14 John Buck, R (1, 2) OBP: 0.306, SLG: 0.401		B B F B X 3-1 HR		B C F B 1 SAFE B 4-2 2 SH1-3 1-2 1B BB	B H 2-0 1-2 HBP		F B X 1-1 SH5-4 2 BB 15 FC6-5-2 1B	B B H 3-0 BB 2 HBP 15 1B HBP		2	3	2	1	1	0	0
2 Joey Gathright, L (1, 8) OBP: 0.315, SLG: 0.245		X 0-0 ② B1-3		C B X 1-1 ② SH1-3 1-2 2-3	B C F B B C 3-3 ③ K		L B B B B 4-1 15 FC6-5-2 16 E SH5-4 1-2 BB	C B S H 2-2 BB 1-2 15 1B HBP		2	2	0	0	1	1	2
Inning Stats	R: 2 H: 1 E: 0 LOB: 1 K: 0 BB: 2 S: 9 P: 21	R: 1 H: 2 E: 0 LOB: 1 K: 0 BB: 0 S: 7 P: 12	R: 0 H: 0 E: 0 LOB: 0 K: 1 BB: 0 S: 5 P: 6	R: 2 H: 1 E: 0 LOB: 1 K: 0 BB: 2 S: 15 P: 28	R: 2 H: 2 E: 0 LOB: 2 K: 2 BB: 1 S: 19 P: 35	R: 2 H: 4 E: 0 LOB: 2 K: 1 BB: 0 S: 18 P: 26	R: 4 H: 2 E: 2 LOB: 0 K: 1 BB: 1 S: 13 P: 26	R: 2 H: 1 E: 0 LOB: 2 K: 2 BB: 1 S: 15 P: 32		1B: 9 SF: 0 2B: 2 SAC: 2 3B: 1 DP: 0 HR: 1 HBP: 3						

AB	36
R	15
H	13
RBI	12
BB	7
SO	7
LOB	19

WP: 0 PA: 48
PB: 1
SB: 0
CS: 0

PITCHER		IP	WLS	BF	H	R	ER	SO	BB	IBB	HBP	BLK	WP	HR	S	P	ERA	WHIP
28 Paul Maholm, L ERA: 4.9	(1, 1)	4.1	L	24	6	7	6	1	5	0	0	0	0	1	47	87	12.46	2.538
Ryan Vogelsong, R ERA: 6.39	(5, 1)	1.0		8	4	2	2	2	0	0	1	0	0	0	21	35	18.00	4.000
34 John Grabow, L ERA: 4.33	(6, 1)	0.2		2	0	0	0	1	0	0	0	0	0	0	5	6	0.00	0.000
Roberto Hernandez, R ERA: 2.2	(7, 1)	1.0		7	2	4	0	1	1	0	0	0	0	0	13	26	0.00	3.000
Michael Gonzalez, L ERA: 3.14	(8, 1)	1.0		7	1	2	2	2	1	0	2	0	0	0	15	32	18.00	2.000

PITCHER	IP	WLS	BF	H	R	ER	SO	BB	IBB	HBP	BLK	WP	HR	S	P	ERA	WHIP

Pittsburgh Pirates @ Los Angeles Dodgers

Dodger Stadium, Los Angeles, CA

Fri Jun 23 2006, 7:40 PM PDT

Att. 55,823 - Clear - 76 F

TOP

livebaseballscorecards.com

Batter	1	2	3	4	5	6	7	8	9	AB	R	H	RBI	BB	SO	LOB
José Bautista, R (1, 8) OBP: 0.340, SLG: 0.504	B F B C X 2-2 ① F9		B B C S B F X 3-2 ② G5-3			B C B C B C 3-3 ① K		B C F B B X 3-2 ② F8		4	0	0	0	0	1	0
2 Jack Wilson, R (1, 6) OBP: 0.312, SLG: 0.407	C F B X 1-2 HBP 1B		B C F X 1-2 ③ F7			B B C F X 2-2 ② G6-3		B C X 1-1 ③ L4		4	0	1	0	0	0	0
Sean Casey, L (1, 3) OBP: 0.365, SLG: 0.446 José Hernández, R (7, 3) OBP: 0.242, SLG: 0.279	B F H 2-1 12 FC6-4 1-2 HBP			B T B B X 3-1 ① F8		B C B X 2-1 ③ G4-3			C F F B B X 2-2 ① P4	2 1	0 0	0 0	0 0	0 0	0 0	0 0
Jason Bay, R (1, 7) OBP: 0.411, SLG: 0.563 11 Humberto Cota, R (7, 2) OBP: 0.282, SLG: 0.242	X 0-0 ② F8			C X 0-1 ② G5-3			C F S 0-3 ① K		C X 0-1 12 2B 1B 1B	3 1	0 1	0 1	0 0	0 0	1 0	2 0
12 Freddy Sanchez, R (1, 5) OBP: 0.392, SLG: 0.508	C S X 0-2 ③ FC6-4 1-2f			B X 1-0 ③ F9			B X 1-0 HR 1B		B S X 1-1 1B 1-3 G6-3 2B	4	2	2	0	0	0	2
Craig Wilson, R (1, 9) OBP: 0.356, SLG: 0.500		B F C X 1-2 ① F9			B X 1-0 ① F8		X 0-0 1-H HR		D S X 1-1 G6-3 2-3 3-H 1B	4	1	2	3	0	0	0
Jose Castillo, R (1, 4) OBP: 0.338, SLG: 0.466		B B C B X 3-1 ② G5-3			C B X 1-1 ② F9		C B B F S 2-3 ② K		C X 0-1 ② G6-3 1-2 3-H	4	0	0	1	0	1	1
26 Ronny Paulino, R (1, 2) OBP: 0.366, SLG: 0.404 55 Matt Capps, R (7, 1) Damaso Marte, L (8, 1) Jeromy Burnitz, L (9, PH) OBP: 0.280, SLG: 0.436		C B X 1-1 ③ G5-3			F C F B B F X 2-2 2B		X 0-0 ③ F8		B F F B S 2-3 ③ K	3 0 0 1	0 0 0 0	1 0 0 0	0 0 0 0	0 0 0 0	0 0 0 1	0 0 0 1
Oliver Pérez, L (1, 1) OBP: 0.120, SLG: 0.120 34 John Grabow, L (4, 1) 13 Nate McLouth, L (7, 7) OBP: 0.291, SLG: 0.328			B C S X 1-2 ① G5-3		C B F S 1-3 ③ K			B C X 1-1 ① G6-3		1 1 1	0 0 0	0 0 0	0 0 0	0 0 0	0 1 0	0 1 0

Inning Stats	1	2	3	4	5	6	7	8	9
	R: 0 H: 1 E: 0 LOB: 2 K: 0 BB: 0 S: 11 P: 16	R: 0 H: 0 E: 0 LOB: 0 K: 0 BB: 0 S: 7 P: 12	R: 0 H: 0 E: 0 LOB: 0 K: 0 BB: 0 S: 10 P: 15	R: 0 H: 0 E: 0 LOB: 0 K: 0 BB: 0 S: 5 P: 9	R: 0 H: 1 E: 0 LOB: 1 K: 1 BB: 0 S: 12 P: 17	R: 0 H: 0 E: 0 LOB: 0 K: 1 BB: 0 S: 8 P: 15	R: 2 H: 2 E: 0 LOB: 0 K: 2 BB: 0 S: 9 P: 12	R: 0 H: 0 E: 0 LOB: 0 K: 0 BB: 0 S: 8 P: 13	R: 2 H: 3 E: 0 LOB: 1 K: 1 BB: 0 S: 15 P: 21

1B: 4 SF: 0
2B: 2 SAC: 0
3B: 0 DP: 0
HR: 1 HBP: 1

WP: 0 PA: 35
PB: 0
SB: 0
CS: 0

	AB	34
	R	4
	H	7
	RBI	4
	BB	0
	SO	5
	LOB	7

PITCHER		IP	WLS	BF	H	R	ER	SO	BB	IBB	HBP	BLK	WP	HR	S	P	ERA	WHIP
Brett Tomko, R ERA: 5.12	(1, 1)	5.0	W	18	2	0	0	1	0	0	1	0	0	0	45	69	0.00	0.400
Jae Weong Seo, R ERA: 5.78	(6, 1)	4.0		17	5	4	4	4	0	0	0	0	0	1	40	61	9.00	1.250

PITCHER		IP	WLS	BF	H	R	ER	SO	BB	IBB	HBP	BLK	WP	HR	S	P	ERA	WHIP

Batter	1	2	3	4	5	6	7	8	9	AB	R	H	RBI	BB	SO	LOB
15 Rafael Furcal, S (1, 6) OBP: 0.331, SLG: 0.339	B C B X 2-1 1B 5 G5-4-3 1B		C B F X 1-2 ① G6-3	D B B C B 4-1 12 HR BB BB	X 0-0 ③ G1-3		C X 0-1 ② G3			4	2	1	0	1	0	1
Cesar Izturis, S (1, 5) OBP: 0.818, SLG: 0.750	T X 0-1 5 G5-4-3 1-3 1B		B B F B F X 3-2 ② G6-3	B C B C B F B 4-2 12 HR 1-2 2-3 3-H BB		B B F B B 4-1 12 F9 5 1B SF9 BB	C B B B F X 3-2 1B			3	2	2	1	2	0	0
5 Nomar Garciaparra, R (1, 3) OBP: 0.425, SLG: 0.575 Olmedo Saenz, R (7, PH) OBP: 0.325, SLG: 0.556 (8, 3)	C B B B X 2-1 ① ② G5-4-3 1-2f 3-H		B F B B B B 4-1 12 BB 1B BB	S X 0-1 ② SF8 3-H		X 0-0 27 2B 1-2 2B 1B	C F X 0-2 ③ G5-3			2 1	2 0	1 0	1 0	1 0	0 0	1 1
12 Jeff Kent, R (1, 4) OBP: 0.379, SLG: 0.456 18 Ramon Martinez, R (8, 4) OBP: 0.392, SLG: 0.447	B F B B B F B 4-2 BB		F D B S D B 4-2 1B 1-2 BB	X 0-0 1-H 2-H HR		C B X 1-1 ① F9 2-3		B C B X 2-1 ① P4		2 1	1 0	1 0	3 0	2 0	0 0	2 0
J.D. Drew, L (1, 9) OBP: 0.370, SLG: 0.472	C X 0-1 ③ G6-3		B B D C C X 3-2 1-3 2-H 1B	B F X 1-1 1B		C F D B F X 2-2 ② SF9 3-H		F B X 1-1 ② F7		4	0	2	2	0	0	1
27 Matt Kemp, R (1, 8) OBP: 0.369, SLG: 0.649		S S B B S 2-3 ① K	C S F X 0-2 ③ F9	F C B F S 2-3 ③ K		B B X 2-0 1-3 2B 2B		C F S 0-3 ③ K		5	1	1	0	0	3	3
José Cruz Jr., S (1, 7) OBP: 0.368, SLG: 0.379		B B C B C C 3-3 ② K		B B B B 4-0 SH2-4 55 BB BB BB	B X 1-0 55 G6-4-3 1B	X 0-0 2-H 3-H 2B				3	1	2	2	1	1	0
55 Russell Martin, R (1, 2) OBP: 0.385, SLG: 0.479 Sandy Alomar Jr., R (8, 2) OBP: 0.358, SLG: 0.434	B B X 2-0 1B			B B B B 4-0 BB SH2-4 5 SF8 1-2 BB	B C X 1-1 ① ② G6-4-3 1-2f	F S B B X 2-2 ③ G5-3				3 0	1 0	1 0	0 0	1 0	0 0	2 0
Brett Tomko, R (1, 1) OBP: 0.154, SLG: 0.120 16 Andre Ethier, L (5, PH) OBP: 0.374, SLG: 0.483 Jae Weong Seo, R (6, 1) OBP: 0.158, SLG: 0.111	S S S 0-3 ③ K			L F B X 1-2 ① SH2-4 1-2 2-3	C X 0-1 1B		C X 0-1 ① G4-3			1 1 1	0 0 0	0 1 0	0 0 0	0 0 0	1 0 0	1 0 0
Inning Stats	R: 1 H: 2 E: 0 LOB: 1 K: 0 BB: 1 S: 10 P: 18	R: 0 H: 1 E: 0 LOB: 1 K: 3 BB: 0 S: 10 P: 17	R: 1 H: 1 E: 0 LOB: 2 K: 0 BB: 2 S: 16 P: 31	R: 5 H: 2 E: 0 LOB: 1 K: 1 BB: 4 S: 16 P: 36	R: 0 H: 2 E: 0 LOB: 1 K: 0 BB: 0 S: 6 P: 8	R: 3 H: 3 E: 0 LOB: 1 K: 0 BB: 1 S: 13 P: 24	R: 0 H: 1 E: 0 LOB: 1 K: 0 BB: 0 S: 10 P: 13	R: 0 H: 0 E: 0 LOB: 0 K: 1 BB: 0 S: 7 P: 10		1B: 9 SF: 2 2B: 2 SAC: 1 3B: 0 DP: 2 HR: 1 HBP: 0						

PITCHER		IP	WLS	BF	H	R	ER	SO	BB	IBB	HBP	BLK	WP	HR	S	P	ERA	WHIP
Oliver Pérez, L ERA: 6.63	(1, 1)	3.2	L	23	6	7	7	3	7	0	0	0	0	1	48	96	17.18	3.545
34 John Grabow, L ERA: 4.91	(4, 1)	2.1		12	5	3	3	1	1	0	0	0	0	0	23	38	11.57	2.571
55 Matt Capps, R ERA: 4.1	(7, 1)	1.0		4	1	0	0	0	0	0	0	0	0	0	10	13	0.00	1.000
Damaso Marte, L ERA: 2.96	(8, 1)	1.0		3	0	0	0	1	0	0	0	0	0	0	7	10	0.00	0.000

PITCHER	IP	WLS	BF	H	R	ER	SO	BB	IBB	HBP	BLK	WP	HR	S	P	ERA	WHIP

BOTTOM

Pittsburgh Pirates @ Los Angeles Dodgers

Dodger Stadium, Los Angeles, CA

Fri Jun 23 2006, 7:40 PM PDT

Att. 55,823 - Clear - 76 F

livebaseballscorecards.com

AB	31
R	10
H	12
RBI	9
BB	8
SO	5
LOB	12

Batter	1	2	3	4	5	6	7	8	9	AB	R	H	RBI	BB	SO	LOB
José Bautista, R (1, 8) OBP: 0.331, SLG: 0.488	C C B B B C 3-3 ① K		C C F B B F F F 2-3 S ② K		X 0-0 ② F8			B C C B X 2-2 ① ② G6-3 1-2f		4	0	0	0	0	2	2
2 Jack Wilson, R (1, 6) OBP: 0.314, SLG: 0.404	B B B C B 4-1 FC5-4 BB		F B B X 2-1 ③ G4-3		L X 0-1 ③ FC6-4 1-2f			C B B B B 4-1 1B BB		2	0	0	0	2	0	1
Sean Casey, L (1, 3) OBP: 0.369, SLG: 0.448	C X 0-1 ② F8			C X 0-1 ① F9		X 0-0 G6-4-3 1B		C B F B D X 3-2 FC5-4 1-2 1B		4	0	2	0	0	0	1
Jason Bay, R (1, 7) OBP: 0.409, SLG: 0.563	C D B X 2-1 ③ FC5-4 1-2f			B B B C X 3-1 1B 2B		X 0-0 ① ② G6-4-3 1-2f		B B B C X 3-1 ③ FC5-4 1-2f		4	0	1	0	0	0	4
12 Freddy Sanchez, R (1, 5) OBP: 0.390, SLG: 0.504		B X 1-0 1B		B B F F F F X 2-2 ② G5-3		B B F F B X 2-2 ③ F7			F C B B B X 2-2 ① G4-3	4	0	1	0	0	0	1
Craig Wilson, R (1, 9) OBP: 0.354, SLG: 0.495		C B F B F C 2-3 ① K		X 0-0 2-3 1B			C F S 0-3 ① K		S C S 0-3 ② K	4	0	1	0	0	3	1
Jose Castillo, R (1, 4) OBP: 0.333, SLG: 0.458		1 SAFE F F X 0-2 ② F9		B B B C F F F X 3-2 ③ G6-3			B C F S 1-3 ② K		B F C B X 2-2 ③ G3	4	0	0	0	0	1	3
26 Ronny Paulino, R (1, 2) OBP: 0.360, SLG: 0.398		B F D 1 SAFE 1 SAFE F X 2-2 ③ G5-3			B B C C S 2-3 ① K		F C B F B B S 3-3 ③ K			3	0	0	0	0	2	1
57 Zach Duke, L (1, 1) OBP: 0.273, SLG: 0.281 55 Matt Capps, R (6, 1) 16 Salomon Torres, R (7, 1) Joe Randa, R (8, PH) OBP: 0.276, SLG: 0.316 Roberto Hernandez, R (8, 1)			B C X 1-1 ① G4-3		X 0-0 2 FC6-4 1B			X 0-0 G6-3 1B		2 0 0 1 0	0 0 0 0 0	1 0 0 1 0	0 0 0 0 0	0 0 0 0 0	0 0 0 0 0	0 0 0 0 0
Inning Stats	R: 0 E: 0 K: 1 S: 8 H: 0 LOB: 1 BB: 1 P: 17	R: 0 E: 0 K: 1 S: 11 H: 1 LOB: 1 BB: 0 P: 16	R: 0 E: 0 K: 1 S: 12 H: 0 LOB: 0 BB: 0 P: 17	R: 0 E: 0 K: 0 S: 14 H: 2 LOB: 2 BB: 0 P: 22	R: 0 E: 0 K: 1 S: 7 H: 1 LOB: 1 BB: 0 P: 9	R: 0 E: 0 K: 0 S: 5 H: 1 LOB: 0 BB: 0 P: 7	R: 0 E: 0 K: 3 S: 10 H: 0 LOB: 0 BB: 0 P: 14	R: 0 E: 0 K: 0 S: 10 H: 2 LOB: 2 BB: 1 P: 22	R: 0 E: 0 K: 1 S: 9 H: 0 LOB: 0 BB: 0 P: 13	1B: 6 2B: 1 3B: 0 HR: 0 SF: 0 SAC: 0 DP: 2 HBP: 0						

TOP

Pittsburgh Pirates @ Los Angeles Dodgers

Dodger Stadium, Los Angeles, CA

Sat Jun 24 2006, 7:10 PM PDT

Att. 47,785 - Cloudy - 82 F

livebaseballscorecards.com

AB	32
R	0
H	7
RBI	0
BB	2
SO	8
LOB	14

PITCHER		IP	WLS	BF	H	R	ER	SO	BB	IBB	HBP	BLK	WP	HR	S	P	ERA	WHIP
Aaron Sele, R ERA: 2.73	(1, 1)	6.0	W	23	5	0	0	4	1	0	0	0	0	0	57	88	0.00	1.000
51 Jonathan Broxton, R ERA: 3.25	(7, 1)	1.0		3	0	0	0	3	0	0	0	0	0	0	10	14	0.00	0.000
Joe Beimel, L ERA: 3.96	(8, 1)	1.0		5	2	0	0	0	1	0	0	0	0	0	10	22	0.00	3.000
44 Takashi Saito, R ERA: 1.77	(9, 1)	1.0		3	0	0	0	1	0	0	0	0	0	0	9	13	0.00	0.000

PITCHER	IP	WLS	BF	H	R	ER	SO	BB	IBB	HBP	BLK	WP	HR	S	P	ERA	WHIP

Batter	1	2	3	4	5	6	7	8	9	AB	R	H	RBI	BB	SO	LOB
Cesar Izturis, S (1, 6) OBP: 0.625, SLG: 0.538	B C B X 2-1 ① G4-3		B B C B X 3-1 ① G6-3		B B C X 2-1 ① G4-3	C X 0-1 ③ G1-3 1-2		F X 0-1 1-2 1B		5	0	1	0	0	0	1
José Cruz Jr., S (1, 9) OBP: 0.364, SLG: 0.370	B B C X 2-1 ② F8		B B B C B 4-1 12 1B BB		S B C B F X 2-2 ② G5-3		B X 1-0 ① F8	B B B C X 3-1 ③ P6		4	0	0	0	1	0	2
5 Nomar Garciaparra, R (1, 3) OBP: 0.426, SLG: 0.574	B F B X 2-1 12 FC6-4 1B		C F F X 0-2 ② F8		F B B F X 2-2 ③ F8		X 0-0 12 HR 1B			4	1	2	0	0	0	1
12 Jeff Kent, R (1, 4) OBP: 0.381, SLG: 0.472	B X 1-0 ③ FC6-4 1-2f		F B B F X 2-2 1-3 1B			B C X 1-1 ① G6-3	X 0-0 1-H HR			4	1	2	2	0	0	1
Olmedo Saenz, R (1, 5) OBP: 0.333, SLG: 0.559 18 Ramon Martinez, R (7, 5) OBP: 0.388, SLG: 0.442		B X 1-0 27 2B 16 1B 1B	C B S S 1-3 ③ K			C F F B X 1-2 27 2B 16 1B 1B	C B B X 2-1 ② G5-3			3 1	2 0	2 0	0 0	0 0	1 0	2 0
27 Matt Kemp, R (1, 8) OBP: 0.375, SLG: 0.667		C C D X 1-2 16 1B 1-3 2B		C B S 1-3 ① K		B S S B X 2-2 16 1B 1-3 2B	C F X 0-2 ③ G5-3			4	2	2	0	0	1	0
16 Andre Ethier, L (1, 7) OBP: 0.378, SLG: 0.484		B F B F B F X 2-2 ① 2-H 3-H 1B		C C B S 1-3 ② K		C S X 0-2 55 1B 2-H 3-H 1B		F B B T F S 2-3 ① K		4	1	2	4	0	2	0
55 Russell Martin, R (1, 2) OBP: 0.388, SLG: 0.479		X 0-0 ② G3		B B C X 2-1 1B		F F B X 1-2 S 2-H 1B		C B B B X 3-1 ② P4		4	0	2	1	0	0	0
Aaron Sele, R (1, 1) 15 Rafael Furcal, S (6, PH) OBP: 0.333, SLG: 0.338 51 Jonathan Broxton, R (7, 1) Joe Beimel, L (8, 1) Sandy Alomar Jr., R (8, PH) OBP: 0.462, SLG: 0.426 44 Takashi Saito, L (9, 1)	C B C X 1-2 ③ G6-3		S B X 1-1 ③ L9			F S B S 1-3 ② K		B F B F X 2-2 E6 1B		2 1 0 0 1 0	0 0 0 0 0 0	0 0 0 0 0 0	0 0 0 0 0 0	0 1 0 0 0 0	0 1 0 0 0 0	1 1 0 0 0 0
Inning Stats	R: 0 E: 0 K: 0 S: 7 H: 1 LOB: 1 BB: 0 P: 14	R: 2 E: 0 K: 0 S: 12 H: 3 LOB: 0 BB: 0 P: 17	R: 0 E: 0 K: 1 S: 13 H: 1 LOB: 2 BB: 1 P: 23	R: 0 E: 0 K: 2 S: 10 H: 1 LOB: 1 BB: 0 P: 15	R: 0 E: 0 K: 0 S: 9 H: 0 LOB: 0 BB: 0 P: 15	R: 3 E: 0 K: 1 S: 21 H: 4 LOB: 1 BB: 0 P: 27	R: 2 E: 0 K: 0 S: 8 H: 2 LOB: 0 BB: 0 P: 11	R: 0 E: 1 K: 1 S: 13 H: 1 LOB: 2 BB: 0 P: 23		1B: 10 2B: 2 3B: 0 HR: 1		SF: 0 SAC: 0 DP: 0 HBP: 0		WP: 0 PB: 0 SB: 1 CS: 0		PA: 38

PITCHER		IP	WLS	BF	H	R	ER	SO	BB	IBB	HBP	BLK	WP	HR	S	P	ERA	WHIP
57 Zach Duke, L ERA: 4.86	(1, 1)	5.1	L	26	10	5	5	3	1	0	0	0	0	0	67	105	8.44	2.062
55 Matt Capps, R ERA: 4.03	(6, 1)	0.2		2	0	0	0	1	0	0	0	0	0	0	5	6	0.00	0.000
16 Salomon Torres, R ERA: 4.88	(7, 1)	1.0		5	2	2	2	0	0	0	0	0	0	1	8	11	18.00	2.000
Roberto Hernandez, R ERA: 2.14	(8, 1)	1.0		5	1	0	0	1	0	0	0	0	0	0	13	23	0.00	1.000

PITCHER	IP	WLS	BF	H	R	ER	SO	BB	IBB	HBP	BLK	WP	HR	S	P	ERA	WHIP

BOTTOM

Pittsburgh Pirates @ Los Angeles Dodgers

Dodger Stadium, Los Angeles, CA

Sat Jun 24 2006, 7:10 PM PDT

Att. 47,785 - Cloudy - 82 F

livebaseballscorecards.com

AB	37
R	7
H	13
RBI	7
BB	1
SO	5
LOB	9

Pittsburgh Pirates @ Los Angeles Dodgers

Dodger Stadium, Los Angeles, CA

Sun Jun 25 2006, 1:10 PM PDT

Att. 55,545 - Cloudy - 83 F

livebaseballscorecards.com

Batter	1	2	3	4	5	6	7	8	9	AB	R	H	RBI	BB	SO	LOB
13 Nate McLouth, L (1, 8) OBP: 0.289, SLG: 0.330	C B T C 1-3 ① K	B B X 2-0 ③ L6			C X 0-1 12 1B 2B		B B B C F F F S 3-3 ① K		C F C 0-3 ③ K	5	1	1	0	0	3	1
12 Freddy Sanchez, R (1, 6) OBP: 0.388, SLG: 0.500	C F X 0-2 ② G4-3		F B C F X 1-2 ① P4		B C F F B X 2-2 WP 2-H 1B 1B		B X 1-0 ② L6			4	1	1	1	0	0	0
Sean Casey, L (1, 3) OBP: 0.379, SLG: 0.449	B B B C B 4-1 2B BB		X 0-0 ② F7		C B F X 1-2 1-H 1B		B B B C B 4-1 BB			2	1	1	1	2	0	0
Jason Bay, R (1, 7) OBP: 0.407, SLG: 0.562	B C F B B X 3-2 1-H 2B		B F B C T 2-2 ③ K		X 0-0 ② F9		S S X 0-2 ③ F8			4	0	1	1	0	1	2
Jeromy Burnitz, L (1, 9) OBP: 0.280, SLG: 0.430	T F B H 2-2 HBP			C S X 0-2 ① F7	S B X 1-1 ③ L9			C C B B S 2-3 ① K		3	0	0	0	0	1	1
Joe Randa, R (1, 5) OBP: 0.284, SLG: 0.353	C C F X 0-2 ③ G6-3			B B X 2-0 ② G5-3		B C X 1-1 HR		B C X 1-1 G6-4-3 1B		4	1	2	1	0	0	2
Jose Castillo, R (1, 4) OBP: 0.332, SLG: 0.453		B F F F C 1-3 ① K		B B B B 4-0 BB		B X 1-0 ① G5-3		S X 0-1 ② ③ G6-4-3 1-2f		3	0	0	0	1	1	1
26 Ronny Paulino, R (1, 2) OBP: 0.353, SLG: 0.389		B S C F B X 2-2 ② G5-3		C B C 1 SAFE F B C 2-3 ③ K		X 0-0 ② G4-3			C C B F B X 2-2 ① P4	4	0	0	0	0	1	1
Kip Wells, R (1, 1) OBP: 0.500, SLG: 0.500 José Hernández, R (6, PH) OBP: 0.239, SLG: 0.274 Damaso Marte, L (6, 1) 16 Salomon Torres, R (7, 1) Michael Gonzalez, R (8, 1) José Bautista, R (9, PH) OBP: 0.329, SLG: 0.484		S B X 1-1 1B			B C S C 1-3 ① K	B C B T F F F B X 3-2 G1-3			B C S T B B C 3-3 ② K	2 1 0 0 0 0 1	0 0 0 0 0 0 0	1 0 0 0 0 0 0	0 0 0 0 0 0 0	0 0 0 0 0 0 0	1 0 0 0 0 0 1	0 0 0 0 0 0 0
Inning Stats	R: 1 E: 0 K: 1 S: 16 H: 1 LOB: 2 BB: 1 P: 26	R: 0 E: 0 K: 1 S: 11 H: 1 LOB: 1 BB: 0 P: 17	R: 0 E: 0 K: 1 S: 8 H: 0 LOB: 0 BB: 0 P: 11	R: 0 E: 0 K: 1 S: 8 H: 0 LOB: 1 BB: 1 P: 16	R: 2 E: 0 K: 1 S: 15 H: 3 LOB: 1 BB: 0 P: 20	R: 1 E: 0 K: 0 S: 10 H: 1 LOB: 0 BB: 0 P: 15	R: 0 E: 0 K: 1 S: 10 H: 0 LOB: 1 BB: 1 P: 18	R: 0 E: 0 K: 1 S: 7 H: 1 LOB: 0 BB: 0 P: 10	R: 0 E: 0 K: 2 S: 11 H: 0 LOB: 0 BB: 0 P: 16	1B: 4 2B: 2 3B: 0 HR: 1 SF: 0 SAC: 0 DP: 1 HBP: 1							

TOP	
AB	33
R	4
H	7
RBI	4
BB	3
SO	9
LOB	8

WP: 2 PB: 0 SB: 0 CS: 0 PA: 37

PITCHER		IP	WLS	BF	H	R	ER	SO	BB	IBB	HBP	BLK	WP	HR	S	P	ERA	WHIP
31 Brad Penny, R ERA: 3.06	(1, 1)	5.0	W	24	6	4	4	5	2	0	1	0	1	1	60	93	7.20	1.600
Joe Beimel, L ERA: 3.81	(6, 1)	1.0	H	3	0	0	0	0	0	0	0	0	0	0	8	12	0.00	0.000
51 Jonathan Broxton, R ERA: 3.03	(7, 1)	2.0	H	7	1	0	0	2	1	0	0	0	0	0	17	28	0.00	1.000
44 Takashi Saito, R ERA: 1.72	(9, 1)	1.0	S	3	0	0	0	2	0	0	0	0	0	0	11	16	0.00	0.000

PITCHER	IP	WLS	BF	H	R	ER	SO	BB	IBB	HBP	BLK	WP	HR	S	P	ERA	WHIP

Batter	1	2	3	4	5	6	7	8	9	AB	R	H	RBI	BB	SO	LOB
15 Rafael Furcal, S (1, 6) OBP: 0.334, SLG: 0.340	C B F F B F X 2-2 CS 1B		C B B F B B 4-2 1B BB	B B X 2-0 2-H 3-H 1B		C B C F B F X 2-2 ② P3		X 0-0 ① F9		4	0	2	2	1	0	1
Kenny Lofton, L (1, 8) OBP: 0.349, SLG: 0.386	B C B X 2-1 ①② L5 1-2		1 SAFE X 0-0 1-3 1B	X 0-0 ③ G4-3		F B C F B F C 2-3 ③ K		B F C F B C 2-3 ② K		5	0	1	0	0	2	3
5 Nomar Garciaparra, R (1, 3) OBP: 0.426, SLG: 0.584	F B X 1-1 ③ P4		X 0-0 ③ P4		F X 0-1 16 2B 18 G6-3 1B		B C F B X 2-2 HR	F B C B X 2-2 ③ F7		5	2	2	1	0	0	2
J.D. Drew, L (1, 9) OBP: 0.376, SLG: 0.474		B B B C B 4-1 BB		X 0-0 16 1B 18 1B 1B	B C C X 1-2 ① F8		B F X 1-1 18 1B 16 1B FC3-2 1B			3	1	2	0	1	0	1
16 Andre Ethier, L (1, 7) OBP: 0.388, SLG: 0.500		B X 1-0 ① F7		B B S B X 3-1 1B 18 1B 1-2 55 FC6-4 1B	C X 0-1 1-3 2B		S S F X 0-2 FC3-2 1-2 55 18 1B FC6-4 1B			4	2	3	0	0	0	1
18 Ramon Martinez, R (1, 4) OBP: 0.393, SLG: 0.444		C D 1 SAFE C B X 2-2 ② F9		B C X 1-1 55 FC6-4 15 1B 1B 1-2 2-H	B F F X 1-2 ② G6-3 3-H		X 0-0 55 FC6-4 FC3-2 1-2 2-3 1B			4	1	2	2	0	0	2
Cesar Izturis, S (1, 5) OBP: 0.550, SLG: 0.471	C X 0-1 ③ L5			D X 1-0 55 FC6-4 1-2 2-3 1B	D B X 2-0 ③ G4-3		X 0-0 ① FC3-2 55 FC6-4 1-2 2-3 3-Hf			4	0	1	0	0	0	5
55 Russell Martin, R (1, 2) OBP: 0.379, SLG: 0.467			C X 0-1 ① G6-3	F X 0-1 ① FC6-4 31 S 15 1B 1-2f 2-3 3-H		F B B F S 2-3 ① K	D B C X 2-1 ② FC6-4 51 S 1-2f 2-3 3-H			4	1	0	2	0	1	4
31 Brad Penny, R (1, 1) OBP: 0.235, SLG: 0.235			B X 1-0 ② P5	S X 0-1 ② G5-3 1-2		B B B C X 3-1 2B	B S F F F B D C 3-3 ③ K 1-2			2	0	0	0	0	0	2
Joe Beimel, L (6, 1)										0	0	0	0	0	0	0
José Cruz Jr., S (6, PH) OBP: 0.367, SLG: 0.379										1	0	1	0	0	0	0
51 Jonathan Broxton, R (7, 1)										1	0	0	0	0	1	2
44 Takashi Saito, L (9, 1)										0	0	0	0	0	0	0
Inning Stats	R: 0 E: 0 K: 0 S: 9 H: 1 LOB: 0 BB: 0 P: 14	R: 0 E: 0 K: 0 S: 7 H: 0 LOB: 1 BB: 1 P: 14	R: 0 E: 0 K: 0 S: 7 H: 1 LOB: 2 BB: 1 P: 12	R: 4 E: 0 K: 0 S: 12 H: 5 LOB: 1 BB: 0 P: 19	R: 1 E: 0 K: 0 S: 11 H: 2 LOB: 1 BB: 0 P: 15	R: 0 E: 0 K: 2 S: 15 H: 1 LOB: 1 BB: 0 P: 24	R: 2 E: 0 K: 1 S: 18 H: 4 LOB: 2 BB: 0 P: 26	R: 0 E: 0 K: 1 S: 8 H: 0 LOB: 0 BB: 0 P: 12		1B: 11 2B: 2 3B: 0 HR: 1	SF: 0 SAC: 0 DP: 0 HBP: 0					

PITCHER		IP	WLS	BF	H	R	ER	SO	BB	IBB	HBP	BLK	WP	HR	S	P	ERA	WHIP
Kip Wells, R ERA: 11.88	(1, 1)	5.0	L	25	9	5	5	0	2	0	0	0	0	0	46	74	9.00	2.200
Damaso Marte, L ERA: 3.49	(6, 1)	1.0		7	4	2	2	2	0	0	0	0	0	1	24	36	18.00	4.000
16 Salomon Torres, R ERA: 4.78	(7, 1)	1.0		4	1	0	0	1	0	0	0	0	0	0	9	14	0.00	1.000
Michael Gonzalez, L ERA: 3.03	(8, 1)	1.0		3	0	0	0	1	0	0	0	0	0	0	8	12	0.00	0.000

PITCHER	IP	WLS	BF	H	R	ER	SO	BB	IBB	HBP	BLK	WP	HR	S	P	ERA	WHIP

BOTTOM

Pittsburgh Pirates @ Los Angeles Dodgers

Dodger Stadium, Los Angeles, CA

Sun Jun 25 2006, 1:10 PM PDT

Att. 55,545 - Cloudy - 83 F

livebaseballscorecards.com

AB	37
R	7
H	14
RBI	7
BB	2
SO	4
LOB	23

WP: 0 PB: 0 SB: 2 CS: 1 PA: 39

Chicago White Sox @ Pittsburgh Pirates

PNC Park, Pittsburgh, PA

Tue Jun 27 2006, 7:05 PM EDT

Att. 24,976 - Cloudy - 71 F

TOP

livebaseballscorecards.com

Batter	1	2	3	4	5	6	7	8	9	AB	R	H	RBI	BB	SO	LOB
22 Scott Podsednik, L (1, 7) OBP: 0.348, SLG: 0.389	B C T F B X 2-2 1B S 25 1B 1B	B C X 1-1 ② SF8 3-H			C B S X 1-2 23 CS 2B	B C B S B F X 3-2 ③ P2			1 SAFE 1 SAFE L 1 SAFE X 0-1 ① SH2-3 1-2	3	1	2	1	0	0	2
Tadahito Iguchi, R (1, 4) OBP: 0.350, SLG: 0.432	B 1 SAFE C X 1-1 25 1B 12 1B 1B 1-3	B X 1-0 1B			F X 0-1 ① G5-3		B X 1-0 1B		C X 0-1 ② G4-3 2-3	5	1	3	0	0	0	2
25 Jim Thome, L (1, 3) OBP: 0.414, SLG: 0.608 45 Bobby Jenks, R (9, 1)	B B F C D F X 3-2 1B 12 1B 1B 1-2 3-H	B C B X 2-1 ③ P4			B S B B F F F F D 4-2 23 1B BB		B B S X 2-1 ① L6		C B B X 2-1 23 2B 1B 3-H	4 0	0 0	2 0	2 0	1 0	0 0	2 0
23 Jermaine Dye, R (1, 9) OBP: 0.390, SLG: 0.615	X 0-0 ① F7		C B F F X 1-2 12 L4-6 2B		B S B B B C X 3-2 ② 1-2 2-3 1B		C B S 1 SAFE X 1-2 ② F8		B X 1-0 1-3 2B	5	0	3	0	0	0	3
12 A.J. Pierzynski, L (1, 2) OBP: 0.363, SLG: 0.438	B F S F F B F F X 2-2 1B 1-2 2-H 1B		B X 1-0 ① ② L4-6 2-2		B F F D F X 2-2 ③ G4-3		1 SAFE X 0-0 ③ L4		B F F F X 1-2 ③ L5	5	0	1	1	0	0	6
24 Joe Crede, R (1, 5) OBP: 0.336, SLG: 0.523	B D C B F S 3-3 ② K		X 0-0 ③ F7			C C X 0-2 ① G6-3		C B F F X 1-2 ① G6-3		4	0	0	0	0	1	2
Rob Mackowiak, L (1, 8) OBP: 0.366, SLG: 0.378	C B X 1-1 ③ 1-2 2-3 1B			C X 0-1 ① F8		X 0-0 5 E 5 1B 1B		X 0-0 ② F7		4	0	2	0	0	0	0
5 Juan Uribe, R (1, 6) OBP: 0.255, SLG: 0.396		F S F F F X 0-2 56 SH5-4 22 SF8 2B		B X 1-0 ② F8		X 0-0 E1 1-3 1B		C B S B X 2-2 ③ G1-3		4	1	2	0	0	0	0
56 Mark Buehrle, L (1, 1) Brandon McCarthy, R (8, 1) 8 Alex Cintron, S (9, PH) OBP: 0.301, SLG: 0.378 Ross Gload, L (9, 3) OBP: 0.273, SLG: 0.340		B X 1-0 ① SH5-4 2-3		C F B B B X 3-2 ③ F7		C F S 0-3 ② K			B S C B F B B 4-2 G4-3 25 1B 22 SH2-3 BB	2 0 0 0	0 0 1 0	0 0 0 0	0 0 0 0	0 0 1 0	1 0 0 0	2 0 0 0
Inning Stats	R: 2 E: 0 K: 1 S: 23 H: 5 LOB: 2 BB: 0 P: 35	R: 1 E: 0 K: 0 S: 11 H: 2 LOB: 1 BB: 0 P: 16	R: 0 E: 0 K: 0 S: 6 H: 1 LOB: 0 BB: 0 P: 8	R: 0 E: 0 K: 0 S: 6 H: 0 LOB: 0 BB: 0 P: 10	R: 0 E: 0 K: 0 S: 17 H: 2 LOB: 2 BB: 1 P: 27	R: 0 E: 1 K: 1 S: 12 H: 2 LOB: 2 BB: 0 P: 15	R: 0 E: 0 K: 0 S: 7 H: 1 LOB: 1 BB: 0 P: 11	R: 0 E: 0 K: 0 S: 8 H: 0 LOB: 0 BB: 0 P: 11	R: 1 E: 0 K: 0 S: 14 H: 2 LOB: 2 BB: 1 P: 22	1B: 11 2B: 5 3B: 0 HR: 0		SF: 1 SAC: 2 DP: 1 HBP: 0				

	AB	36
	R	4
	H	15
	RBI	4
	BB	2
	SO	2
	LOB	19

WP: 0 PB: 0 SB: 1 CS: 1 PA: 41

PITCHER		IP	WLS	BF	H	R	ER	SO	BB	IBB	HBP	BLK	WP	HR	S	P	ERA	WHIP
45 Ian Snell, R ERA: 4.87	(1, 1)	5.0	L	23	10	3	3	1	1	0	0	0	0	0	63	96	5.40	2.200
55 Matt Capps, R ERA: 3.83	(6, 1)	2.0		9	3	0	0	1	0	0	0	0	0	0	19	26	0.00	1.500
16 Salomon Torres, R ERA: 4.8	(8, 1)	1.2		6	0	1	1	0	1	0	0	0	0	0	15	22	5.40	0.600
34 John Grabow, L ERA: 4.85	(9, 1)	0.1		3	2	0	0	0	0	0	0	0	0	0	7	11	0.00	6.000

PITCHER		IP	WLS	BF	H	R	ER	SO	BB	IBB	HBP	BLK	WP	HR	S	P	ERA	WHIP

Batter	1	2	3	4	5	6	7	8	9	AB	R	H	RBI	BB	SO	LOB
2 Jack Wilson, R (1, 6) OBP: 0.310, SLG: 0.398	C F F B S 1-3 ① K		C B X 1-1 ③ G5-3		B 1 SAFE B C X 2-1 ③ P4		L F S 0-3 ③ K			4	0	0	0	0	2	3
José Bautista, R (1, 8) OBP: 0.327, SLG: 0.485	B X 1-0 ② G1-3			B C S X 1-2 ① F7		C F B B X 2-2 2B		B C C F X 1-2 ① G3		4	0	1	0	0	0	0
Sean Casey, L (1, 3) OBP: 0.376, SLG: 0.443	C F B B B X 3-2 1B			B B C B X 3-1 ② F8		B S B X 2-1 ① L4		C X 0-1 ② F8		4	0	1	0	0	0	1
Jason Bay, R (1, 7) OBP: 0.402, SLG: 0.554	C F S 0-3 ③ K			F F F X 0-2 ③ G5-3		X 0-0 ② P3		B X 1-0 ③ G1-3		4	0	0	0	0	1	2
12 Freddy Sanchez, R (1, 5) OBP: 0.386, SLG: 0.496		B X 1-0 G5-4-3 1B			C F B B F X 2-2 ① F9	F B X 1-1 ③ F8			C S B X 1-2 ① G5-3	4	0	1	0	0	0	1
Craig Wilson, R (1, 9) OBP: 0.357, SLG: 0.509		B X 1-0 ① ② G5-4-3 1-2f			B F B X 2-1 2B SF7 1B	C B B B F X 3-2 HR			F C S 0-3 ② K	4	2	2	1	0	1	1
Jose Castillo, R (1, 4) OBP: 0.331, SLG: 0.454		F X 0-1 ③ G4-3			B B S X 2-1 SF7 1-3 2B	F F B F X 1-2 ① F9			B F F X 1-2 ③ G5-3	4	0	1	0	0	0	0
26 Ronny Paulino, R (1, 2) OBP: 0.353, SLG: 0.385			C X 0-1 ① F9		B B B B 4-0 BB	C B B X 2-1 ② G4-3				2	0	0	0	1	0	0
45 Ian Snell, R (1, 1) OBP: 0.091, SLG: 0.048 Joe Randa, R (5, PH) OBP: 0.262, SLG: 0.353 55 Matt Capps, R (6, 1) José Hernández, R (7, PH) OBP: 0.250, SLG: 0.286 16 Salomon Torres, R (8, 1) 34 John Grabow, L (9, 1)			C B F B F C 2-3 ② K		C B X 1-1 ② SF7 2-3 3-H	C X 0-1 1B				1 0 0 1 0 0 0	0 0 0 0 1 0 0	0 0 0 1 0 0 0	0 0 0 0 0 0 0	1 0 0 0 0 0 0	0 0 0 0 0 0 0	0 0 0 0 0 0 0
Inning Stats	R: 0 H: 1 E: 0 LOB: 1 K: 2 BB: 0 S: 11 P: 16	R: 0 H: 1 E: 0 LOB: 0 K: 0 BB: 0 S: 4 P: 6	R: 0 H: 0 E: 0 LOB: 0 K: 1 BB: 0 S: 8 P: 11	R: 0 H: 0 E: 0 LOB: 0 K: 0 BB: 0 S: 9 P: 13	R: 1 H: 2 E: 0 LOB: 2 K: 0 BB: 1 S: 12 P: 25	R: 0 H: 1 E: 0 LOB: 1 K: 0 BB: 0 S: 8 P: 13	R: 1 H: 2 E: 0 LOB: 1 K: 1 BB: 0 S: 14 P: 20	R: 0 H: 0 E: 0 LOB: 0 K: 0 BB: 0 S: 7 P: 9	R: 0 H: 0 E: 0 LOB: 0 K: 1 BB: 0 S: 9 P: 11	1B: 4 SF: 1 2B: 2 SAC: 0 3B: 0 DP: 1 HR: 1 HBP: 0						

PITCHER		IP	WLS	BF	H	R	ER	SO	BB	IBB	HBP	BLK	WP	HR	S	P	ERA	WHIP
56 Mark Buehrle, L ERA: 3.22	(1, 1)	7.0	W	28	7	2	2	4	1	0	0	0	0	1	66	104	2.57	1.143
Brandon McCarthy, R ERA: 4.35	(8, 1)	1.0	H	3	0	0	0	0	0	0	0	0	0	0	7	9	0.00	0.000
45 Bobby Jenks, R ERA: 2.55	(9, 1)	1.0	S	3	0	0	0	1	0	0	0	0	0	0	9	11	0.00	0.000

PITCHER	IP	WLS	BF	H	R	ER	SO	BB	IBB	HBP	BLK	WP	HR	S	P	ERA	WHIP

BOTTOM

Chicago White Sox @ Pittsburgh Pirates

PNC Park, Pittsburgh, PA

Tue Jun 27 2006, 7:05 PM EDT
Att. 24,976 - Cloudy - 71 F

livebaseballscorecards.com

AB	32
R	2
H	7
RBI	2
BB	1
SO	5
LOB	8

Chicago White Sox @ Pittsburgh Pirates

PNC Park, Pittsburgh, PA

Wed Jun 28 2006, 7:05 PM EDT

Att. 23,118 - Partly Cloudy - 78 F

TOP

livebaseballscorecards.com

Batter	1	2	3	4	5	6	7	8	9	AB	R	H	RBI	BB	SO	LOB
22 Scott Podsednik, L (1, 7) OBP: 0.350, SLG: 0.388	C C T 0-2 ① K		B B X 2-0 ③ G4-3			C B C B B B 4-2 1B BB	C B X 1-1 CS 1B 3-H			3	0	1	1	1	1	0
Tadahito Iguchi, R (1, 4) OBP: 0.349, SLG: 0.430	B C X 1-1 ② G5-3			B B C B X 3-1 ① G5-3		C B 1 SAFE B X 2-1 14 FC5-4 1B 1-2	1 SAFE 0-0 ③ CS 1-2	X 0-0 ① F9		4	0	1	0	0	0	0
14 Paul Konerko, R (1, 3) OBP: 0.386, SLG: 0.571	B C F B X 2-2 ③ F9			C B B S F B X 3-2 23 G5-4-3 1B		F B B F X 2-2 ③ FC5-4 1-2f		C X 0-1 ② F8		4	0	1	0	0	0	2
23 Jermaine Dye, R (1, 9) OBP: 0.392, SLG: 0.617		B C F F X 1-2 24 F9 2B		B D X 2-0 ② ③ G5-4-3 1-2f			C B B B F X 3-2 24 1B 12 1B 5 3B 1B	B X 1-0 ③ F7		4	1	2	0	0	0	1
12 A.J. Pierzynski, L (1, 2) OBP: 0.361, SLG: 0.435		F F S 0-3 ① K			F B F B S 2-3 ① K		X 0-0 24 1B 5 3B 1B 1-2		B F X 1-1 ① G1-3	4	1	1	0	0	2	1
24 Joe Crede, R (1, 5) OBP: 0.335, SLG: 0.519		B X 1-0 ② F9 2-3			S B F X 1-2 ② P5		X 0-0 5 3B 1B 1-2 2-3		B F X 1-1 ② F8	4	1	1	0	0	0	1
5 Juan Uribe, R (1, 6) OBP: 0.255, SLG: 0.402		B S B X 2-1 ③ F9			B B X 2-0 ③ G5-3		B F X 1-1 22 1B 3B 1-H 2-H 3-H		F F B S 1-3 ③ K	4	1	1	3	0	1	1
32 Brian Anderson, R (1, 8) OBP: 0.270, SLG: 0.303			C E B X 1-2 ① G6-3			X 0-0 ① F8	X 0-0 ① F7			3	0	0	0	0	0	1
Freddy Garcia, R (1, 1) OBP: 0.200, SLG: 0.200			X 0-0 ② L8			B C F C 1-3 ② K	C B S B S 2-3 ② K			2	0	0	0	0	1	0
25 Jim Thome, L (7, PH) OBP: 0.413, SLG: 0.606										1	0	0	0	0	1	1
Agustin Montero, R (7, 1)										0	0	0	0	0	0	0
37 Matt Thornton, L (8, 1)										0	0	0	0	0	0	0
45 Bobby Jenks, R (9, 1)										0	0	0	0	0	0	0

	AB	33
	R	4
	H	8
	RBI	4
	BB	1
	SO	6
	LOB	8

Inning Stats										
	R: 0 E: 0 K: 1 S: 8	H: 0 LOB: 0 BB: 0 P: 11	R: 0 E: 0 K: 1 S: 10	H: 1 LOB: 1 BB: 0 P: 14	R: 0 E: 0 K: 0 S: 5	H: 0 LOB: 0 BB: 0 P: 8	R: 0 E: 0 K: 0 S: 7	H: 1 LOB: 0 BB: 0 P: 15	R: 0 E: 0 K: 1 S: 7	H: 0 LOB: 0 BB: 0 P: 12
	R: 0 E: 0 K: 1 S: 11	H: 1 LOB: 2 BB: 1 P: 20	R: 4 E: 0 K: 1 S: 13	H: 5 LOB: 0 BB: 0 P: 20	R: 0 E: 0 K: 0 S: 4	H: 0 LOB: 0 BB: 0 P: 5	R: 0 E: 0 K: 1 S: 7	H: 0 LOB: 0 BB: 0 P: 10		

	1B: 6	SF: 0	WP: 0	PA: 35
	2B: 1	SAC: 0	PB: 0	
	3B: 1	DP: 1	SB: 0	
	HR: 0	HBP: 0	CS: 1	

PITCHER		IP	WLS	BF	H	R	ER	SO	BB	IBB	HBP	BLK	WP	HR	S	P	ERA	WHIP
28 Paul Maholm, L ERA: 4.97	(1, 1)	6.0	L	25	7	4	4	4	1	0	0	0	0	0	55	91	6.00	1.333
55 Matt Capps, R ERA: 3.79	(7, 1)	0.1		1	0	0	0	0	0	0	0	0	0	0	1	1	0.00	0.000
Damaso Marte, L ERA: 3.45	(7, 1)	0.1		2	1	0	0	1	0	0	0	0	0	0	5	8	0.00	3.000
16 Salomon Torres, R ERA: 4.76	(7, 1)	0.1		0	0	0	0	0	0	0	0	0	0	0	0	0	0.00	0.000
Roberto Hernandez, R ERA: 2.08	(8, 1)	1.0		3	0	0	0	0	0	0	0	0	0	0	4	5	0.00	0.000

PITCHER		IP	WLS	BF	H	R	ER	SO	BB	IBB	HBP	BLK	WP	HR	S	P	ERA	WHIP
Michael Gonzalez, L ERA: 2.93	(9, 1)	1.0		3	0	0	0	1	0	0	0	0	0	0	7	10	0.00	0.000

BOTTOM

Chicago White Sox @ Pittsburgh Pirates

PNC Park, Pittsburgh, PA

Wed Jun 28 2006, 7:05 PM EDT

Att. 23,118 - Partly Cloudy - 78 F

livebaseballscorecards.com

Batter	1	2	3	4	5	6	7	8	9	AB	R	H	RBI	BB	SO	LOB
2 Jack Wilson, R (1, 6) OBP: 0.305, SLG: 0.391	P4		G5-3	FC6-4 1-2f		F7			G5-3	5	0	0	0	0	0	3
José Bautista, R (1, 8) OBP: 0.329, SLG: 0.504	K		HR		F9	K			12 1B 1B	5	1	2	1	0	2	0
12 Freddy Sanchez, R (1, 5) OBP: 0.390, SLG: 0.506	1B		3B		F9	K			1-2 1B	5	0	3	0	0	1	0
Jason Bay, R (1, 7) OBP: 0.399, SLG: 0.546	G5-3		G4-6-3 BB		G5-3	L7			K	4	0	0	0	1	1	3
Jeromy Burnitz, L (1, 9) OBP: 0.279, SLG: 0.440		F8	G4-6-3 1-2f			HR		K		4	1	1	1	0	1	2
Craig Wilson, R (1, 3) OBP: 0.358, SLG: 0.509		K		26 1B 28 1B 1B		G6-3		K		2	1	1	0	0	1	0
José Hernández, R (6, 3)										2	0	0	0	0	1	0
Jose Castillo, R (1, 4) OBP: 0.333, SLG: 0.458		2B		F9		K		1B		4	0	2	0	0	1	1
26 Ronny Paulino, R (1, 2) OBP: 0.361, SLG: 0.389		28 FC4 IBB		1-3 1B		28 1B 1B		K		3	0	2	0	1	1	1
28 Paul Maholm, L (1, 1) OBP: 0.200, SLG: 0.172		FC4 1-2f		2 FC6-4 3-H 1B		1-2 1B			F7	3	0	2	1	0	0	2
55 Matt Capps, R (7, 1)										0	0	0	0	0	0	0
Damaso Marte, L (7, 1)										0	0	0	0	0	0	0
16 Salomon Torres, R (7, 1)										0	0	0	0	0	0	0
Roberto Hernandez, R (8, 1)										0	0	0	0	0	0	0
Michael Gonzalez, R (9, 1)										0	0	0	0	0	0	0
Joe Randa, R (9, PH) OBP: 0.279, SLG: 0.350										1	0	0	0	0	0	0
Inning Stats	R: 0 E: 0 K: 1 S: 8 H: 1 LOB: 1 BB: 0 P: 10	R: 0 E: 0 K: 1 S: 8 H: 1 LOB: 2 BB: 1 P: 14	R: 1 E: 0 K: 0 S: 10 H: 2 LOB: 1 BB: 1 P: 18	R: 1 E: 0 K: 0 S: 11 H: 3 LOB: 1 BB: 0 P: 17	R: 0 E: 0 K: 0 S: 3 H: 0 LOB: 0 BB: 0 P: 6	R: 1 E: 0 K: 1 S: 11 H: 3 LOB: 2 BB: 0 P: 20	R: 0 E: 0 K: 2 S: 7 H: 0 LOB: 0 BB: 0 P: 10	R: 0 E: 0 K: 3 S: 16 H: 1 LOB: 1 BB: 0 P: 21	R: 0 E: 0 K: 1 S: 16 H: 2 LOB: 2 BB: 0 P: 23	1B: 9 2B: 1 3B: 1 HR: 2 SF: 0 SAC: 0 DP: 1 HBP: 0	WP: 0 PB: 0 SB: 0 CS: 0 PA: 40					

	AB	38
	R	3
	H	13
	RBI	3
	BB	2
	SO	9
	LOB	12

PITCHER		IP	WLS	BF	H	R	ER	SO	BB	IBB	HBP	BLK	WP	HR	S	P	ERA	WHIP
Freddy Garcia, R ERA: 4.65	(1, 1)	6.0	W	28	10	3	3	3	1	1	0	0	0	2	51	85	4.50	1.833
Agustin Montero, R ERA: 5.14	(7, 1)	1.0	H	3	0	0	0	2	0	0	0	0	0	0	7	10	0.00	0.000
37 Matt Thornton, L ERA: 3.76	(8, 1)	1.0	H	4	1	0	0	3	0	0	0	0	0	0	16	21	0.00	1.000
45 Bobby Jenks, R ERA: 2.48	(9, 1)	1.0	S	5	2	0	0	1	0	0	0	0	0	0	16	23	0.00	2.000

PITCHER	IP	WLS	BF	H	R	ER	SO	BB	IBB	HBP	BLK	WP	HR	S	P	ERA	WHIP

Batter	1	2	3	4	5	6	7	8	9	AB	R	H	RBI	BB	SO	LOB
22 Scott Podsednik, L (1, 7) OBP: 0.351, SLG: 0.389	C X 0-1 8 1B 14 1B 1B	C C X 0-2 1-2 8 2B 1B		C C X 0-2 ③ F8		B B X 2-0 ③ F8		B F X 1-1 ② G4-3		5	2	2	0	0	0	2
8 Alex Cintron, S (1, 4) OBP: 0.319, SLG: 0.402	L 1 SAFE 1 SAFE X 0-1 14 1B 23 1B 1-2 1B	C F B F X 1-2 1-H 2-H 2B			C B X 1-1 ① L6		C X 0-1 24 HBP 1B	F F B X 1-2 14 S 1B		5	1	4	2	0	0	0
14 Paul Konerko, R (1, 3) OBP: 0.387, SLG: 0.568	B B C C X 3-2 24 FC3-6 23 1B 1-3 2-H 1B	B X 1-0 ③ G4-3			C B C S F B X 3-2 23 1B 1B		F F S 0-3 ① K	1 SAFE C T S 0-3 ③ K 1-2		5	0	2	1	0	2	3
23 Jermaine Dye, R (1, 9) OBP: 0.396, SLG: 0.615	D F B F F B X 3-2 24 FC3-6 1-2 3-H 1B		C B B C X 2-2 ① G4-3		X 0-0 1-2 1B		F 1 SAFE X 0-1 ② F9		B B C B 3-1 5 BB BB	4	0	2	1	1	0	1
24 Joe Crede, R (1, 5) OBP: 0.332, SLG: 0.511	B F X 1-1 ① FC3-6 G5-4-3 1-2f 2-3	B B X 2-0 ② L7			B X 1-0 ② F9		B H 2-0 1-2 HBP		X 0-0 ① L9	4	0	0	0	0	0	5
Chris Widger, R (1, 2) OBP: 0.297, SLG: 0.313	C B D C X 2-2 ②③ G5-4-3 1-2f		B S B F B S 3-3 ③ K		X 0-0 ③ P5		S B X 1-1 ③ G5-3		F F X 0-2 ② F7	5	0	0	0	0	1	7
5 Juan Uribe, R (1, 6) OBP: 0.258, SLG: 0.403		B C S S 1-3 ① K		B B C S B X 3-2 2B		B B F F X 2-2 ① G5-3		C F B B F X 2-2 ① G6-3	B B D C B 4-1 1-2 BB	4	0	1	0	1	1	0
32 Brian Anderson, R (1, 8) OBP: 0.271, SLG: 0.310 Rob Mackowiak, L (8, PH) OBP: 0.367, SLG: 0.379 (8, 8)		X 0-0 ② G4-3		C C D F B X 2-2 ① G6-3		S B B F F X 2-2 2B		B F C F X 1-2 25 HR 1B	C B F S 1-3 ③ K	3 2	0 1	1 1	0 0	0 1	0 2	1 2
52 Jose Contreras, R (1, 1) David Riske, R (6, 1) Neal Cotts, L (7, 1) 25 Jim Thome, L (8, PH) OBP: 0.415, SLG: 0.619 Cliff Politte, R (8, 1)		C B B B B 4-1 22 1B 8 2B BB		X 0-0 ② G4-6-3		C C S 0-3 ② K		X 0-0 1-H HR		2 0 0 1 0	1 0 0 1 0	0 0 0 1 0	0 0 0 1 0	1 0 0 1 0	1 0 0 0 0	2 0 0 0 0
Inning Stats	R: 2 E: 0 K: 0 S: 16 H: 4 LOB: 1 BB: 0 P: 25	R: 2 E: 0 K: 1 S: 13 H: 2 LOB: 1 BB: 1 P: 20	R: 0 E: 0 K: 1 S: 7 H: 0 LOB: 0 BB: 0 P: 14	R: 0 E: 0 K: 0 S: 11 H: 1 LOB: 1 BB: 0 P: 16	R: 0 E: 0 K: 0 S: 9 H: 2 LOB: 2 BB: 0 P: 14	R: 0 E: 0 K: 1 S: 10 H: 1 LOB: 1 BB: 0 P: 16	R: 0 E: 0 K: 1 S: 9 H: 1 LOB: 2 BB: 0 P: 12	R: 2 E: 0 K: 1 S: 17 H: 3 LOB: 1 BB: 0 P: 22	R: 0 E: 0 K: 1 S: 10 H: 0 LOB: 2 BB: 2 P: 18	1B: 10 2B: 3 3B: 0 HR: 1 SF: 0 SAC: 0 DP: 1 HBP: 1						

PITCHER		IP	WLS	BF	H	R	ER	SO	BB	IBB	HBP	BLK	WP	HR	S	P	ERA	WHIP
57 Zach Duke, L ERA: 4.92	(1, 1)	6.0		28	10	4	4	3	1	0	0	0	0	0	66	105	6.00	1.833
16 Salomon Torres, R ERA: 4.67	(7, 1)	1.0	H	5	1	0	0	1	0	0	1	0	0	0	9	12	0.00	1.000
Roberto Hernandez, R ERA: 2.52	(8, 1)	1.0	B	6	3	2	2	1	0	0	0	0	0	1	17	22	18.00	3.000
Michael Gonzalez, L ERA: 2.84	(9, 1)	1.0	W	5	0	0	0	1	2	0	0	0	0	0	10	18	0.00	2.000

PITCHER	IP	WLS	BF	H	R	ER	SO	BB	IBB	HBP	BLK	WP	HR	S	P	ERA	WHIP

TOP

Chicago White Sox @ Pittsburgh Pirates

PNC Park, Pittsburgh, PA

Thu Jun 29 2006, 12:35 PM EDT
Att. 21,380 - Partly Cloudy - 74 F

livebaseballscorecards.com

AB	40
R	6
H	14
RBI	6
BB	3
SO	6
LOB	23

PA: 44	WP: 0	PB: 0	SB: 1	CS: 0														

BOTTOM

Chicago White Sox @ Pittsburgh Pirates

PNC Park, Pittsburgh, PA

Thu Jun 29 2006, 12:35 PM EDT
Att. 21,380 - Partly Cloudy - 74 F

livebaseballscorecards.com

Batter	1	2	3	4	5	6	7	8	9	AB	R	H	RBI	BB	SO	LOB
José Bautista, R (1, 8) OBP: 0.331, SLG: 0.504	K	SF7		2 F8 2 E 1B		1-3 2 CS 1B		K		4	0	2	1	0	2	0
2 Jack Wilson, R (1, 6) OBP: 0.306, SLG: 0.388	12 1B 2B 1B	P5		F8 1-3		1-2 12 2B BB		G5-3		4	1	1	0	1	0	2
12 Freddy Sanchez, R (1, 5) OBP: 0.397, SLG: 0.527	2B SF8 1B		G5-3		G3-6-1 1B 1B				HR	5	3	4	2	0	0	0
Jason Bay, R (1, 7) OBP: 0.401, SLG: 0.549	SF8 2B		P6		G3-6-1	G5-3				4	0	2	1	0	0	2
Jeromy Burnitz, L (1, 9) OBP: 0.279, SLG: 0.436	SF8		1B 1B BB		G3-6-1		G4-3			2	1	0	1	1	0	2
Jose Castillo, R (1, 4) OBP: 0.336, SLG: 0.459	K		1B		1B	3-H 1B	G5-3			4	0	2	1	0	1	1
José Hernández, R (1, 3) OBP: 0.270, SLG: 0.294		57 SH1-4 26 1B SF7 1B	1B		K		BB			3	1	2	1	1	1	1
26 Ronny Paulino, R (1, 2) OBP: 0.358, SLG: 0.387		57 SH1-4 1B	G4-3			P4	G6-3			4	0	1	0	0	0	3
57 Zach Duke, L (1, 1) OBP: 0.265, SLG: 0.273 13 Nate McLouth, L (6, PH) OBP: 0.282, SLG: 0.330 16 Salomon Torres, R (7, 1) Roberto Hernandez, R (8, 1) Mike Edwards, R (8, PH) OBP: 0.250, SLG: 0.182 Michael Gonzalez, R (9, 1)		SH1-4		K		BB		L4		1 0 0 0 1 0	0 1 0 0 0 0	0 0 0 0 0 0	0 0 0 0 0 0	0 1 0 0 0 0	1 0 0 0 0 0	0 0 0 0 0 0
Inning Stats	R: 2 E: 0 K: 2 S: 14 H: 3 LOB: 1 BB: 0 P: 18	R: 1 E: 0 K: 0 S: 14 H: 2 LOB: 1 BB: 0 P: 19	R: 1 E: 0 K: 0 S: 12 H: 2 LOB: 2 BB: 1 P: 21	R: 0 E: 1 K: 1 S: 5 H: 1 LOB: 1 BB: 0 P: 9	R: 1 E: 0 K: 1 S: 10 H: 3 LOB: 1 BB: 0 P: 17	R: 1 E: 0 K: 0 S: 18 H: 2 LOB: 2 BB: 2 P: 34	R: 0 E: 0 K: 0 S: 9 H: 0 LOB: 1 BB: 1 P: 17	R: 0 E: 0 K: 1 S: 8 H: 0 LOB: 0 BB: 0 P: 14	R: 1 E: 0 K: 0 S: 2 H: 1 LOB: 0 BB: 0 P: 2	1B: 11 2B: 2 3B: 0 HR: 1	SF: 2 SAC: 1 DP: 1 HBP: 0					

	AB	32
	R	7
	H	14
	RBI	7
	BB	4
	SO	5
	LOB	11

WP: 0 PB: 0 SB: 0 CS: 1 PA: 39

PITCHER		IP	WLS	BF	H	R	ER	SO	BB	IBB	HBP	BLK	WP	HR	S	P	ERA	WHIP
52 Jose Contreras, R ERA: 3.54	(1, 1)	5.1		28	12	6	6	4	2	0	0	0	0	0	61	98	10.12	2.625
David Riske, R ERA: 2.45	(6, 1)	0.2		3	1	0	0	0	1	0	0	0	0	0	12	20	0.00	3.000
Neal Cotts, L ERA: 2.97	(7, 1)	1.0		4	0	0	0	0	1	0	0	0	0	0	9	17	0.00	1.000
Cliff Politte, R ERA: 7.48	(8, 1)	1.0	L	4	1	1	1	1	0	0	0	0	0	1	10	16	9.00	1.000

PITCHER	IP	WLS	BF	H	R	ER	SO	BB	IBB	HBP	BLK	WP	HR	S	P	ERA	WHIP

Detroit Tigers @ Pittsburgh Pirates

PNC Park, Pittsburgh, PA

Fri Jun 30 2006, 7:05 PM EDT

Att. 27,318 - Partly Cloudy - 78 F

livebaseballscorecards.com

TOP

Batter	1	2	3	4	5	6	7	8	9	AB	R	H	RBI	BB	SO	LOB
28 Curtis Granderson, L (1, 8) OBP: 0.375, SLG: 0.482	B C B X 2-1 F8 ①		C B B S F F X 2-2 WP 14 HBP 30 1B 1B	C X 0-1 F9 ①		B C B B B F X 3-2 F7 ①		1 SAFE F B C F B C 2-3 K ②		5	1	1	0	0	1	1
14 Placido Polanco, R (1, 4) OBP: 0.320, SLG: 0.362	B F B F B X 2-2 G5-3 ②		1 SAFE H 1-0 30 1B WP 9 3B 1-2 HBP	B B X 2-0 F8 ②		C X 0-1 L9 ②		C X 0-1 F9 ③		4	1	0	0	0	0	1
Ivan Rodriguez, R (1, 2) OBP: 0.324, SLG: 0.439	F F B B S 2-3 K ③		L F F D X 1-2 L9 ① 1-2 2-3	B B B 4-0 30 WP BB		X 0-0 F8 ③			F F F X 0-2 P3 ①	4	0	0	0	1	1	2
30 Magglio Ordonez, R (1, 9) OBP: 0.364, SLG: 0.519		B F B F F F F X 2-2 33 HR 1B	X 0-0 9 3B 2-3 3-H 1B	S B B F D S 3-3 K 1-2			X 0-0 G6-3 ①		X 0-0 G6-3 ②	5	2	2	1	0	1	1
9 Carlos Guillen, S (1, 6) OBP: 0.378, SLG: 0.491		F F F B X 1-2 P5 ①	F B F F F B D F X 3-2 15 WP 1-H 3-H 3B		X 0-0 P4 ①		B C F X 1-2 P4 ②		B F X 1-1 G5-3 ③	5	1	1	2	0	0	1
33 Marcus Thames, R (1, 7) OBP: 0.374, SLG: 0.646 54 Joel Zumaya, R (7, 1) 59 Todd Jones, L (9, 1)		C F F F F B F B X 2-2 1-H HR	B S S B B S 3-3 K ②		B S X 1-1 31 BB 1B		B S S B B B 4-2 BB			3 0 0	1 0 0	2 0 0	2 0 0	1 0 0	1 0 0	1 0 0
31 Chris Shelton, R (1, 3) OBP: 0.342, SLG: 0.506		C X 0-1 HR	C B B B B 4-1 15 WP BB		1 SAFE B B B C F B 4-2 1-2 BB		B X 1-0 G6-3 ③			2	1	1	1	2	0	1
15 Brandon Inge, R (1, 5) OBP: 0.297, SLG: 0.485		C F B B B S 2-3 K ②	B D B I 4-0 1-2 3-H IBB		B B F B S S 3-3 K ②			B C S B B B 4-2 BB		2	0	0	0	2	2	2
37 Kenny Rogers, L (1, 1) OBP: 0.143, SLG: 0.286 43 Roman Colon, R (5, 1) Alexis Gomez, L (7, 7) OBP: 0.290, SLG: 0.364		C X 0-1 G6-3 ③	F B C X 1-2 F9 ③		C F D X 1-2 F9 ③			X 0-0 B2 ①		3 0 1	0 0 0	0 0 0	0 0 0	0 0 0	0 0 0	4 0 1
Inning Stats	R: 0 E: 0 K: 1 S: 8 H: 0 LOB: 0 BB: 0 P: 14	R: 3 E: 0 K: 1 S: 21 H: 3 LOB: 0 BB: 0 P: 28	R: 4 E: 0 K: 1 S: 22 H: 3 LOB: 2 BB: 2 P: 41	R: 0 E: 0 K: 1 S: 6 H: 0 LOB: 1 BB: 1 P: 15	R: 0 E: 0 K: 1 S: 11 H: 1 LOB: 2 BB: 1 P: 20	R: 0 E: 0 K: 0 S: 7 H: 0 LOB: 0 BB: 0 P: 10	R: 0 E: 0 K: 0 S: 7 H: 0 LOB: 1 BB: 1 P: 13	R: 0 E: 0 K: 1 S: 9 H: 0 LOB: 1 BB: 1 P: 15	R: 0 E: 0 K: 0 S: 7 H: 0 LOB: 0 BB: 0 P: 8	1B: 4 2B: 0 3B: 1 HR: 2	SF: 0 SAC: 0 DP: 0 HBP: 1						

AB	34
R	7
H	7
RBI	6
BB	6
SO	6
LOB	15

WP: 3 PB: 0 SB: 0 CS: 0 PA: 41

PITCHER		IP	WLS	BF	H	R	ER	SO	BB	IBB	HBP	BLK	WP	HR	S	P	ERA	WHIP
Kip Wells, R ERA: 15.19	(1, 1)	2.1	L	14	6	7	7	2	0	0	1	0	1	2	44	64	27.00	2.571
54 Jonah Bayliss, R ERA:	(3, 1)	2.2		13	1	0	0	3	3	1	0	0	2	0	24	54	0.00	1.500
55 Matt Capps, R ERA: 3.7	(6, 1)	1.0		3	0	0	0	0	0	0	0	0	0	0	7	10	0.00	0.000
16 Salomon Torres, R ERA: 4.58	(7, 1)	1.0		4	0	0	0	0	1	0	0	0	0	0	7	13	0.00	1.000
Damaso Marte, L ERA: 3.38	(8, 1)	0.2		3	0	0	0	1	1	0	0	0	0	0	7	13	0.00	1.500

PITCHER		IP	WLS	BF	H	R	ER	SO	BB	IBB	HBP	BLK	WP	HR	S	P	ERA	WHIP
Roberto Hernandez, R ERA: 2.5	(8, 1)	0.1		1	0	0	0	0	0	0	0	0	0	0	2	2	0.00	0.000
Michael Gonzalez, L ERA: 2.76	(9, 1)	1.0		3	0	0	0	0	0	0	0	0	0	0	7	8	0.00	0.000

Detroit Tigers @ Pittsburgh Pirates

PNC Park, Pittsburgh, PA

Fri Jun 30 2006, 7:05 PM EDT

Att. 27,318 - Partly Cloudy - 78 F

BOTTOM

livebaseballscorecards.com

Batter	1	2	3	4	5	6	7	8	9	AB	R	H	RBI	BB	SO	LOB
José Bautista, R (1, 8) OBP: 0.339, SLG: 0.538	SF7 3B		HR		1B HBP		F9		B3	4	3	2	1	0	0	1
2 Jack Wilson, R (1, 6) OBP: 0.305, SLG: 0.385	G5-3		F9		G4-3		G6-3		FC5-4 1B	5	0	1	1	0	0	3
Sean Casey, L (1, 3) OBP: 0.370, SLG: 0.437	SF7		F7		1B		G6-3		F7	4	0	1	3	0	0	2
Jason Bay, R (1, 7) OBP: 0.398, SLG: 0.543	1B		G6-3		F8			K	FC5-4	5	0	1	0	0	1	3
Jose Castillo, R (1, 4) OBP: 0.334, SLG: 0.456	G2-3			G4-6-3 1B	F8			P3		4	0	1	0	0	0	2
Mike Edwards, R (1, 5) OBP: 0.188, SLG: 0.133 Michael Gonzalez, R (9, 1)		F8		G4-6-3		F9		E3 3B		4 0	1 0	0 0	0 0	0 0	0 0	1 0
José Hernández, R (1, 9) OBP: 0.295, SLG: 0.361 (9, 5)		2B		K		1B		3B		4	0	3	1	0	1	0
26 Ronny Paulino, R (1, 2) OBP: 0.356, SLG: 0.389		L5			2B	K		L8		4	1	1	0	0	1	3
Kip Wells, R (1, 1) OBP: 0.313, SLG: 0.333 54 Jonah Bayliss, R (3, 1) 13 Nate McLouth, L (5, PH) OBP: 0.286, SLG: 0.429 55 Matt Capps, R (6, 1) Craig Wilson, R (6, PH) OBP: 0.421, SLG: 0.667 16 Salomon Torres, R (7, 1) Damaso Marte, L (8, 1) Roberto Hernandez, R (8, 1) Jeromy Burnitz, L (8, 9) OBP: 0.278, SLG: 0.444	K				HBP 1B		K		E3 2 1B	1 0 0 1 0 0 1 0 0 0 0	0 0 1 0 0 1 0 0 0 0 1	0 0 1 0 0 1 0 0 0 0 0	0 0 0 0 0 0 0 0 0 0 0	0 0 0 0 0 1 0 0 0 0 0	1 0 0 0 1 0 0 0 0 0 0	1 0 0 0 1 0 0 0 0 0 0
Inning Stats	R: 1 E: 0 K: 0 S: 8 H: 2 LOB: 1 BB: 0 P: 14	R: 0 E: 0 K: 1 S: 11 H: 1 LOB: 1 BB: 0 P: 17	R: 1 E: 0 K: 0 S: 13 H: 1 LOB: 0 BB: 0 P: 18	R: 0 E: 0 K: 1 S: 5 H: 1 LOB: 0 BB: 0 P: 7	R: 3 E: 0 K: 0 S: 15 H: 3 LOB: 1 BB: 0 P: 21	R: 0 E: 0 K: 2 S: 8 H: 1 LOB: 1 BB: 0 P: 13	R: 0 E: 0 K: 0 S: 8 H: 0 LOB: 0 BB: 0 P: 13	R: 1 E: 1 K: 1 S: 14 H: 1 LOB: 1 BB: 0 P: 22	R: 0 E: 1 K: 0 S: 12 H: 1 LOB: 2 BB: 0 P: 13	1B: 6 2B: 2 3B: 2 HR: 1	SF: 1 SAC: 0 DP: 1 HBP: 1					

AB	38
R	6
H	11
RBI	6
BB	0
SO	5
LOB	17

WP: 0 PB: 0 SB: 0 CS: 0 PA: 40

PITCHER		IP	WLS	BF	H	R	ER	SO	BB	IBB	HBP	BLK	WP	HR	S	P	ERA	WHIP
37 Kenny Rogers, L ERA: 3.72	(1, 1)	4.1		21	8	5	5	2	0	0	1	0	0	1	48	73	10.38	1.846
43 Roman Colon, R ERA: 5.23	(5, 1)	1.2	W	6	1	0	0	2	0	0	0	0	0	0	12	17	0.00	0.600
54 Joel Zumaya, R ERA: 2.25	(7, 1)	2.0	H	8	1	1	0	1	0	0	0	0	0	0	22	35	0.00	0.500
59 Todd Jones, R ERA: 6.19	(9, 1)	1.0	S	5	1	0	0	0	0	0	0	0	0	0	12	13	0.00	1.000

PITCHER	IP	WLS	BF	H	R	ER	SO	BB	IBB	HBP	BLK	WP	HR	S	P	ERA	WHIP

Detroit Tigers @ Pittsburgh Pirates

PNC Park, Pittsburgh, PA

Sat Jul 01 2006, 7:05 PM EDT

Att. 37,111 - Clear - 80 F

livebaseballscorecards.com

TOP

Batter	1	2	3	4	5	6	7	8	9	AB	R	H	RBI	BB	SO	LOB
28 Curtis Granderson, L (1, 8) OBP: 0.373, SLG: 0.481	B B C X 2-1 F9 2B	S B B C F S 2-3 K		B X 1-0 L9		C C B S 1-3 K		B C D C S 2-3 K		5	0	1	0	0	3	6
14 Placido Polanco, R (1, 4) OBP: 0.318, SLG: 0.360	C B B C X 2-2 P4 ①	B B B F F X 2-2 G5-3 ①	C B X 1-1 30 1B 9 SF7 1B		X 0-0 F8 ①			B F C F F X 1-2 G4-3 ①		5	1	1	0	0	0	1
Ivan Rodriguez, R (1, 2) OBP: 0.326, SLG: 0.439	B B X 2-0 F9 ② 2-3	C F B S 1-3 K ②	D X 1-0 F9 ①		C B X 1-1 9 2B 1B			X 0-0 1B 1B		5	0	2	0	0	1	2
30 Magglio Ordonez, R (1, 9) OBP: 0.363, SLG: 0.515 Alexis Gomez, L (8, 9) OBP: 0.300, SLG: 0.373	X 0-0 F9 ③	S B B F S 2-3 K ③	C D X 1-1 33 2B 1-3 1B		F 1 SAFE X 0-1 F9 ②			X 0-0 13 FC5-4 1-2 1B		4 1	0 0	1 1	0 0	0 0	1 0	2 0
9 Carlos Guillen, S (1, 6) OBP: 0.380, SLG: 0.495 20 Omar Infante, R (8, 6) OBP: 0.308, SLG: 0.400	F B B S B B 4-2 33 1B 31 1B BB	X 0-0 G5-3 ①	F X 0-1 SF7 ② 3-H		B X 1-0 1-3 2B			X 0-0 F8 ②		2 1	1 0	1 0	1 0	1 0	0 0	0 2
33 Marcus Thames, R (1, 7) OBP: 0.382, SLG: 0.652 Wilfredo Ledezma, L (7, 1) 56 Fernando Rodney, R (7, 1) Jamie Walker, L (7, 1) 13 Vance Wilson, R (9, PH) OBP: 0.321, SLG: 0.493	B C B X 2-1 1-3 31 1B 1B	B B B 4-0 15 E 31 BB BB	X 0-0 1-3 2B		S B F F B F F F F 2-2 F X F8 ③			C B X 1-1 1-2f FC5-4 ③		3 0 0 0 0 1	0 0 0 0 0 0	2 0 0 0 0 0	0 0 0 0 0 0	1 0 0 0 0 0	0 0 0 0 0 0	2 0 0 0 0 2
31 Chris Shelton, R (1, 3) OBP: 0.344, SLG: 0.504	B B F X 2-1 1-2 3-H 1B	C 1 SAFE B 1 SAFE B F B B 4-2 15 E 1-2 BB	C B F D F X 2-2 G1-3 ③					C S B X 1-2 G5-3 ①		3	0	1	1	1	0	2
15 Brandon Inge, R (1, 5) OBP: 0.293, SLG: 0.478	B S C B B F F F S 3-3 K ①	X 0-0 E5 1-2 2-3				X 0-0 B3 ①		C B S B F S 2-3 K ②		4	0	0	0	0	2	4
38 Jeremy Bonderman, R (1, 1) 39 Ramon Santiago, S (6, PH) OBP: 0.219, SLG: 0.226 Jason Grilli, R (6, 1) Craig Monroe, R (7, 7) OBP: 0.276, SLG: 0.432	L B M B L 2-3 K ②	B B B C C S 3-3 K ②				X 0-0 B3-1 ②		X 0-0 1B		2 1 0 1	0 0 0 0	0 0 0 1	0 0 0 0	0 0 0 0	2 0 0 0	5 0 0 0
Inning Stats	R: 0 E: 0 K: 0 S: 7 H: 1 LOB: 1 BB: 0 P: 13	R: 1 E: 0 K: 3 S: 20 H: 2 LOB: 2 BB: 1 P: 35	R: 0 E: 0 K: 2 S: 10 H: 0 LOB: 0 BB: 0 P: 15	R: 0 E: 1 K: 1 S: 8 H: 0 LOB: 3 BB: 2 P: 20	R: 1 E: 0 K: 0 S: 12 H: 3 LOB: 2 BB: 0 P: 17	R: 0 E: 0 K: 1 S: 5 H: 0 LOB: 0 BB: 0 P: 6	R: 0 E: 0 K: 0 S: 15 H: 2 LOB: 2 BB: 0 P: 19	R: 0 E: 0 K: 2 S: 11 H: 1 LOB: 1 BB: 0 P: 16	R: 0 E: 0 K: 0 S: 10 H: 2 LOB: 2 BB: 0 P: 12	1B: 8 2B: 3 3B: 0 HR: 0	SF: 1 SAC: 0 DP: 0 HBP: 0						

	AB	38
	R	2
	H	11
	RBI	2
	BB	3
	SO	9
	LOB	28

WP: 0 PB: 0 SB: 0 CS: 0 PA: 42

PITCHER		IP	WLS	BF	H	R	ER	SO	BB	IBB	HBP	BLK	WP	HR	S	P	ERA	WHIP
24 Tom Gorzelanny, L ERA: 3.6	(1, 1)	5.0		25	6	2	2	6	3	0	0	0	0	0	57	100	3.60	1.800
55 Matt Capps, R ERA: 3.53	(6, 1)	2.0	W	8	2	0	0	1	0	0	0	0	0	0	20	25	0.00	1.000
16 Salomon Torres, R ERA: 4.5	(8, 1)	1.0		4	1	0	0	2	0	0	0	0	0	0	11	16	0.00	1.000
34 John Grabow, L ERA: 4.7	(9, 1)	1.0		5	2	0	0	0	0	0	0	0	0	0	10	12	0.00	2.000

PITCHER	IP	WLS	BF	H	R	ER	SO	BB	IBB	HBP	BLK	WP	HR	S	P	ERA	WHIP

Detroit Tigers @ Pittsburgh Pirates

PNC Park, Pittsburgh, PA

Sat Jul 01 2006, 7:05 PM EDT

Att. 37,111 - Clear - 80 F

livebaseballscorecards.com

BOTTOM

Batter	1	2	3	4	5	6	7	8	9	AB	R	H	RBI	BB	SO	LOB
José Bautista, R (1, 8) OBP: 0.347, SLG: 0.540	G1-3		0-0 G5-4-3 1B 2-H		1-0 G2-3 1B 1-2		1B E 1B P3			5	1	3	1	0	0	1
2 Jack Wilson, R (1, 6) OBP: 0.300, SLG: 0.378	G6-3		0-1 G5-4-3 1-2f		0-1 G2-3 1-2 2-3		K	F7		5	0	0	0	0	1	5
Sean Casey, L (1, 3) OBP: 0.384, SLG: 0.446	2-1 FC5-4 1B			2-0 12 G4-3 1B	4-0 IBB		2-2 12 E E E 1B 1-3 3-H	1-1 P4		4	2	3	1	1	0	0
Jason Bay, R (1, 7) OBP: 0.392, SLG: 0.534	1-1 FC5-4 1-2f			2-3 K	1-3 K		0-0 FC5 12 E E 1-2 3-H	3-2 K		5	1	0	0	0	3	6
12 Freddy Sanchez, R (1, 5) OBP: 0.392, SLG: 0.519		1-3 K		0-2 G4-3 1-2		1-2 E4 1B	1-1 E3 E 2B 1-2 2-3			4	1	0	0	0	1	3
Jeromy Burnitz, L (1, 9) OBP: 0.277, SLG: 0.431 16 Salomon Torres, R (8, 1) 34 John Grabow, L (9, 1)		0-0 G3-1		1-1 1B 2-H		3-3 K 1 SAFE	0-1 E4 2B 26 1B 1-3 2-H 3-H			4 0 0	1 0 0	1 0 0	2 0 0	0 0 0	1 0 0	2 0 0
Jose Castillo, R (1, 4) OBP: 0.337, SLG: 0.460		0-3 K		2-3 K		1 SAFE 1 SAFE 1 SAFE	2-1 26 G6-4-3 1B 1-2 2-2 26 1B 2B 1-3 3-H			4	1	2	1	0	2	1
26 Ronny Paulino, R (1, 2) OBP: 0.359, SLG: 0.391			1-2 24 SH2-4 1B 1B		1-1 G5-3	2-2 G6-4-3 1-2f	3-1 1B 2-H 3-H			4	1	2	2	0	0	2
24 Tom Gorzelanny, R (1, 1) Mike Edwards, R (5, PH) OBP: 0.235, SLG: 0.188 55 Matt Capps, R (6, 1) 13 Nate McLouth, L (7, PH) OBP: 0.298, SLG: 0.335 (8, 9)			1-2 SH2-4 1-2		1-2 2 G2-3 1B 1B		2-2 1B 1B 0-2 F7			0 1 0 2	0 0 0 1	0 1 0 1	0 0 0 0	0 0 0 0	0 0 0 0	0 0 0 1
Inning Stats	R: 0 E: 0 K: 0 S: 10 H: 1 LOB: 1 BB: 0 P: 15	R: 0 E: 0 K: 2 S: 7 H: 0 LOB: 0 BB: 0 P: 8	R: 1 E: 0 K: 0 S: 9 H: 2 LOB: 0 BB: 0 P: 11	R: 1 E: 0 K: 2 S: 12 H: 2 LOB: 1 BB: 0 P: 19	R: 0 E: 0 K: 1 S: 11 H: 2 LOB: 3 BB: 1 P: 19	R: 0 E: 1 K: 1 S: 13 H: 1 LOB: 1 BB: 0 P: 21	R: 7 E: 3 K: 1 S: 32 H: 5 LOB: 1 BB: 0 P: 46	R: 0 E: 0 K: 1 S: 7 H: 0 LOB: 0 BB: 0 P: 11		1B: 12 2B: 1 3B: 0 HR: 0	SF: 0 SAC: 1 DP: 2 HBP: 0					

	AB	38
	R	9
	H	13
	RBI	7
	BB	1
	SO	8
	LOB	21

PITCHER		IP	WLS	BF	H	R	ER	SO	BB	IBB	HBP	BLK	WP	HR	S	P	ERA	WHIP
38 Jeremy Bonderman, R ERA: 3.65	(1, 1)	5.0		22	7	2	2	5	0	1	0	0	0	0	49	72	3.60	1.400
Jason Grilli, R ERA: 4.0	(6, 1)	1.1	L	7	3	2	1	2	0	0	0	0	0	0	23	35	6.75	2.250
Wilfredo Ledezma, L ERA:	(7, 1)	0.0		1	1	0	0	0	0	0	0	0	0	0	6	8	∞	∞
56 Fernando Rodney, R ERA: 2.79	(7, 1)	0.0		4	1	3	0	0	0	0	0	0	0	0	8	11	∞	∞
Jamie Walker, L ERA: 1.17	(7, 1)	1.2		6	1	2	0	1	0	0	0	0	0	0	15	24	0.00	0.600

PITCHER	IP	WLS	BF	H	R	ER	SO	BB	IBB	HBP	BLK	WP	HR	S	P	ERA	WHIP

WP: 0 PB: 0 SB: 0 CS: 0 PA: 40

Detroit Tigers @ Pittsburgh Pirates

PNC Park, Pittsburgh, PA

Sun Jul 02 2006, 1:35 PM EDT

Att. 28,136 - Cloudy - 84 F

TOP

livebaseballscorecards.com

Batter	1	2	3	4	5	6	7	8	9	AB	R	H	RBI	BB	SO	LOB
28 Curtis Granderson, L (1, 8) OBP: 0.372, SLG: 0.478	B B C S C 2-3 ① K	C B B C X 2-2 14 S 1B	B C B C F S 2-3 ③ K			B X 1-0 ① SH5-4 2-3	X 0-0 ① F9		4	0	1	0	0	2	2
14 Placido Polanco, R (1, 4) OBP: 0.316, SLG: 0.357	C B S X 1-2 ② G4-3	1 SAFE 1 SAFE B C S X 1-2 ③ G4-3			C X 0-1 ① F9		C B X 1-1 13 2B 1B 3-H	C D B 1 X SAFE 2-1 ② FC5-4 1-2f		5	1	1	1	0	0	2
13 Vance Wilson, R (1, 2) OBP: 0.325, SLG: 0.500	C F B X 1-2 30 WP 30 2B 1B	C F X 0-2 ① G6-3			S X 0-1 ② G4-3		F X 0-1 30 F9 2B 1-H	B F F F S 1-3 ③ K		5	2	2	1	0	1	1
30 Magglio Ordonez, R (1, 9) OBP: 0.367, SLG: 0.518	S F B B X 2-2 9 HR 2B 1-H	S B S B B F B 4-2 9 BB BB			B F X 1-1 1B		B C X 1-1 ② F9 2-3		X 0-0 ① F9	4	1	2	1	1	0	1
9 Carlos Guillen, S (1, 6) OBP: 0.383, SLG: 0.504	F F F X 0-2 HR 2-H	B B B F F 1 SAFE F B 4-2 G6-4-3 BB 1-2			C B X 1-1 ③ G4-3		B B B C F B 4-2 2B BB		B B X 2-0 ② G4-3	3	2	1	2	2	0	1
Craig Monroe, R (1, 7) OBP: 0.276, SLG: 0.433 56 Fernando Rodney, R (7, 1) 43 Roman Colon, R (7, 1) 54 Joel Zumaya, R (8, 1) 33 Marcus Thames, R (9, PH) OBP: 0.385, SLG: 0.652 59 Todd Jones, L (9, 1)	C X 0-1 ③ G5-3	C X 0-1 ② ③ G6-4-3 1-2f				X 0-0 ① F8	F B B B B X 3-1 31 1B 2B 1-H 3-H		B F B B B S F B 4-2 31 1B BB	4 0 0 0 0 0 0	1 0 0 0 0 0 0	1 0 0 0 0 1 0	2 0 0 0 0 0 0	0 0 0 0 0 0 0	0 0 0 0 0 0 0	2 0 0 0 0 0 0
31 Chris Shelton, R (1, 3) OBP: 0.348, SLG: 0.516		X 0-0 HR		B F X 1-1 ① G3		B F S X 1-2 ② F8	B X 1-0 2-H 1B		B X 1-0 1-2 1B	5	1	3	2	0	0	0
15 Brandon Inge, R (1, 5) OBP: 0.291, SLG: 0.476	C B B C S 2-3 ① K			F F X 0-2 2B		C B C B B C 3-3 ③ K	B B S C T 2-2 ③ K		C B F B X 2-2 ③ L7	5	0	1	0	0	3	3
31 Zach Miner, R (1, 1) OBP: 0.167, SLG: 0.333 Wilfredo Ledezma, L (6, 1) 20 Omar Infante, R (7, PH) OBP: 0.315, SLG: 0.416 Alexis Gomez, L (7, 7) OBP: 0.310, SLG: 0.373	C F C 0-3 ② K	F B S B F D S 3-3 ② K				C S X 0-2 28 SH5-4 14 1B 2B	B S B B F B 4-2 14 FC5-4 BB			2 0 1 0	0 0 1 0	0 0 1 0	0 0 0 0	2 0 0 1	0 0 0 0	1 0 0 0

AB	38
R	9
H	13
RBI	9
BB	5
SO	8
LOB	13

Inning Stats	1	2	3	4	5	6	7	8	9
	R: 3 E: 0 K: 1 S: 18	R: 1 E: 0 K: 2 S: 13	R: 0 E: 0 K: 0 S: 11	R: 0 E: 0 K: 2 S: 13	R: 0 E: 0 K: 0 S: 8	R: 0 E: 0 K: 1 S: 7	R: 5 E: 0 K: 1 S: 18	R: 0 E: 0 K: 1 S: 9	R: 0 E: 0 K: 0 S: 9
	H: 3 LOB: 0 BB: 0 P: 24	H: 2 LOB: 1 BB: 0 P: 18	H: 0 LOB: 1 BB: 2 P: 19	H: 1 LOB: 1 BB: 0 P: 19	H: 1 LOB: 1 BB: 0 P: 10	H: 0 LOB: 0 BB: 0 P: 11	H: 5 LOB: 1 BB: 1 P: 31	H: 0 LOB: 1 BB: 1 P: 16	H: 1 LOB: 2 BB: 1 P: 18

1B: 6	SF: 0
2B: 5	SAC: 1
3B: 0	DP: 1
HR: 2	HBP: 0
WP: 1	PA: 44
PB: 0	
SB: 1	
CS: 0	

PITCHER		IP	WLS	BF	H	R	ER	SO	BB	IBB	HBP	BLK	WP	HR	S	P	ERA	WHIP
45 Ian Snell, R ERA: 5.0	(1, 1)	5.0	L	23	7	4	4	5	2	0	0	0	1	2	63	90	7.20	1.800
34 John Grabow, L ERA: 5.57	(6, 1)	1.2		9	3	4	4	1	1	0	0	0	0	0	19	30	21.60	2.400
54 Jonah Bayliss, R ERA: 3.0	(7, 1)	0.1		3	2	1	1	1	0	0	0	0	0	0	6	12	27.00	6.000
Roberto Hernandez, R ERA: 2.43	(8, 1)	1.0		4	0	0	0	1	1	0	0	0	0	0	9	16	0.00	1.000
Michael Gonzalez, L ERA: 2.67	(9, 1)	1.0		5	1	0	0	0	1	0	0	0	0	0	9	18	0.00	2.000

PITCHER		IP	WLS	BF	H	R	ER	SO	BB	IBB	HBP	BLK	WP	HR	S	P	ERA	WHIP

Batter	1	2	3	4	5	6	7	8	9	AB	R	H	RBI	BB	SO	LOB
José Bautista, R (1, 8) OBP: 0.348, SLG: 0.535	C X 0-1 G6-3 ①			C B C B B X 3-2 G5-3 ①		B B F C F X 2-2 2 G4-6-3 1B 1-2 WP E 12 2B 2-3 3-H 1B	C S B F F S 1-3 K ②			5	1	2	1	0	1	1
José Hernández, R (1, 6) OBP: 0.288, SLG: 0.351 2 Jack Wilson, R (5, 6) OBP: 0.297, SLG: 0.375	B B X 2-0 G5-3 ②			C F S 0-3 K ②		C 1 B SAFE X 1-1 G4-6-3 ①② 1-2f	B C S F F S 1-3 K ①	B X 1-0 F8 ③		2 3	0 0	0 0	0 0	0 0	1 1	0 5
Sean Casey, L (1, 3) OBP: 0.384, SLG: 0.441	C B F B F X 2-2 F8 ③			B C B B B 4-1 BB		C X 0-1 1B 12 2B 1B	C S B X 1-2 E6 WP 12 2B 1-2 2-3 3-H		C F B X 1-2 G5-3 ①	4	2	1	1	1	0	2
Jason Bay, R (1, 7) OBP: 0.395, SLG: 0.536		F C B S 1-3 K ①		B C F X 1-2 F9 ③		S D B B X 3-1 12 2B 1B 1-3	C C F B D D B 4-2 12 2B 26 1B BB 1-2 2-3 3-H		B B C B C X 3-2 BB 2B	4	2	2	0	1	1	1
12 Freddy Sanchez, R (1, 5) OBP: 0.399, SLG: 0.530		B B X 2-0 G6-3 ②			B S B B F X 3-2 1B 1B	C B X 1-1 2B 1-H 3-H	F X 0-1 26 1B 2B 1-3 2-H 3-H		I I I I I 4-0 BB IBB	4	0	3	4	1	0	0
Jeromy Burnitz, L (1, 9) OBP: 0.274, SLG: 0.426 54 Jonah Bayliss, R (7, 1) 26 Ronny Paulino, R (7, PH) OBP: 0.362, SLG: 0.394 Roberto Hernandez, R (8, 1) Michael Gonzalez, R (9, 1) Joe Randa, R (9, PH) OBP: 0.286, SLG: 0.350		F T X 0-2 F8 ③			X 0-0 F8 ①	D X 1-0 L6 ③	X 0-0 G6-4-3 2-3 3-H 1B		B B B C B B 4-1 1-2 2-3 BB	3 0 1 0 0 0	0 0 0 0 0 0	0 0 1 0 0 0	0 0 1 0 0 1	0 0 0 0 0 0	0 0 0 0 0 0	2 0 0 0 0 0
Jose Castillo, R (1, 4) OBP: 0.338, SLG: 0.457			C S S B B X 3-2 G5-3 ①		F 1 B D F B X SAFE 3-2 1-2 1B	BB 11 1B 1B HBP 0-1 G6-4-3 1-2f			C F F S 0-3 K ②	4	1	1	0	0	1	5
11 Humberto Cota, R (1, 2) OBP: 0.289, SLG: 0.243			B C S C 1-3 K ②		C X 0-1 F7 ②	C X 0-1 1B BB E 1-2 1B	B B B B 4-0 BB		S X 0-1 G1-4-3 ③	4	1	1	0	1	1	5
45 Ian Snell, R (1, 1) OBP: 0.087, SLG: 0.045 13 Nate McLouth, L (5, PH) OBP: 0.296, SLG: 0.333 34 John Grabow, L (6, 1) Craig Wilson, R (7, 9) OBP: 0.357, SLG: 0.505			B C S B S 2-3 K ③		C S B B T 2-2 K ③		F F B B B B 4-2 E 1B WP BB 1-2 2-3	C C T 0-2 K ①		1 1 0 1	0 0 0 1	0 0 0 1	0 0 0 1	1 0 0 1	0 1 0 1	0 2 0 1
Inning Stats	R: 0 E: 0 K: 0 S: 7 H: 0 LOB: 0 BB: 0 P: 11	R: 0 E: 0 K: 1 S: 7 H: 0 LOB: 0 BB: 0 P: 10	R: 0 E: 0 K: 2 S: 9 H: 0 LOB: 0 BB: 0 P: 15	R: 0 E: 0 K: 1 S: 10 H: 0 LOB: 1 BB: 1 P: 18	R: 0 E: 0 K: 1 S: 12 H: 2 LOB: 2 BB: 0 P: 20	R: 2 E: 0 K: 0 S: 13 H: 4 LOB: 1 BB: 0 P: 21	R: 6 E: 1 K: 1 S: 25 H: 4 LOB: 1 BB: 2 P: 37	R: 0 E: 0 K: 2 S: 9 H: 0 LOB: 1 BB: 1 P: 15	R: 0 E: 0 K: 1 S: 13 H: 1 LOB: 3 BB: 2 P: 25	1B: 8 2B: 3 3B: 0 HR: 0 SF: 0 SAC: 0 DP: 2 HBP: 1						

PITCHER		IP	WLS	BF	H	R	ER	SO	BB	IBB	HBP	BLK	WP	HR	S	P	ERA	WHIP
31 Zach Miner, R ERA: 2.68	(1, 1)	5.2	W	23	6	2	2	5	1	0	0	0	0	0	57	93	3.18	1.235
Wilfredo Ledezma, L ERA:	(6, 1)	0.1	H	1	0	0	0	0	0	0	0	0	0	0	1	2	0.00	0.000
56 Fernando Rodney, R ERA: 3.69	(7, 1)	0.1		6	2	5	5	1	1	0	1	0	0	0	17	25	135.00	9.000
43 Roman Colon, R ERA: 5.48	(7, 1)	0.2	H	4	2	1	0	0	1	0	0	0	1	0	8	12	0.00	4.500
54 Joel Zumaya, R ERA: 2.2	(8, 1)	1.0	H	4	0	0	0	2	1	0	0	0	0	0	9	15	0.00	1.000

PITCHER		IP	WLS	BF	H	R	ER	SO	BB	IBB	HBP	BLK	WP	HR	S	P	ERA	WHIP
59 Todd Jones, R ERA: 6.0	(9, 1)	1.0	S	6	1	0	0	1	1	1	0	0	0	0	13	25	0.00	2.000

BOTTOM

Detroit Tigers @ Pittsburgh Pirates

PNC Park, Pittsburgh, PA

Sun Jul 02 2006, 1:35 PM EDT

Att. 28,136 - Cloudy - 84 F

livebaseballscorecards.com

AB	37
R	8
H	11
RBI	7
BB	6
SO	9
LOB	24

Batter	1	2	3	4	5	6	7	8	9	AB	R	H	RBI	BB	SO	LOB
José Bautista, R (1, 8) OBP: 0.355, SLG: 0.532	B F X 1-1 G5-3 ①		F B X 1-1 F8 ③		B D B C B 4-1 2 E 1-2 2-3 3-H BB		B X 1-0 2 SH5-4 1-2 2B 3-H 1B	B B B B 4-0 1B 1B BB		3	2	1	2	2	0	0
2 Jack Wilson, R (1, 6) OBP: 0.296, SLG: 0.373	B C B X 2-1 L9 ②			B B C C S 2-3 K ①	C B B F X 2-2 E7 1-2 2-H 3-H 1B		B X 1-0 SH5-4 ① 1-2 2-3	B C F X 1-2 L4 ①		4	0	1	1	0	1	1
Sean Casey, L (1, 3) OBP: 0.391, SLG: 0.449	B C B F F F B F F 3-2 F X 2B			C B F X 1-2 G4-3 ②	C F C 0-3 K ③		I I I I 4-0 2B 12 SF8 IBB	X 0-0 12 1B 1B 1-2 1B		4	1	2	0	1	1	2
Jason Bay, R (1, 7) OBP: 0.395, SLG: 0.537	C B F S 1-3 K ③			F B S B S 2-3 K ③		B F F X 1-2 G3 ①	B C B X 2-1 12 SF8 1-3 2-H 3-H 2B	B C B X 2-1 1-2 2-H 1B ②		5	1	2	3	0	2	1
12 Freddy Sanchez, R (1, 5) OBP: 0.395, SLG: 0.526		C S B B B B X 3-2 G4-3 ①			X 0-0 F8 ①	B B X 2-0 G5-3 ②	C F X 0-2 SF8 ② 2-3 3-H	X 0-0 2-3 1B ②		4	0	1	1	0	0	0
Jeromy Burnitz, L (1, 9) Damaso Marte, L (7, 1) 55 Matt Capps, R (9, 1)		F S B B B F S 2-3 K ②			B B B C B 4-1 28 BB 26 1B BB BB	C B F B X 2-2 1B	C B X 1-1 3-H 1B	S X 0-1 G4-3 ③		3 1 0	1 0 0	2 0 0	1 0 0	1 0 0	1 0 0	0 2 0
Jose Castillo, R (1, 4) OBP: 0.335, SLG: 0.453		B B S C F S 2-3 K ③			B C F F F 1 B S SAFE 2-3 K ②	X 0-0 L7 ③	B X 1-0 F7 ③		B C F B X 2-2 13 G6-4-3 1B	5	0	1	0	0	2	3
26 Ronny Paulino, R (1, 2) OBP: 0.367, SLG: 0.413			B C S B F B F F X 3-2 F9 ①		B B S C F X 2-2 BB 28 BB 2 1B 1-2 1B	X 0-0 1B 1B 1B	C B X 1-1 HR	C B X 1-1 F9 ①		5	3	3	1	0	0	1
28 Paul Maholm, L (1, 1) OBP: 0.219, SLG: 0.167 Joe Randa, R (7, PH) OBP: 0.292, SLG: 0.356 13 Nate McLouth, L (7, 9) OBP: 0.298, SLG: 0.351			B S C B B T 3-2 K ②		B F D B F B 4-2 2 1B BB 2 E 1-2 2-3 BB		C B C E B X 2-2 2 SH5-4 1B 1-3 2B 1B	C C X 0-2 HR	C B B C B F X 3-2 G6-4-3 ② ③ 1-2f	1 1 2	1 1 1	0 1 1	0 0 1	1 0 0	1 0 0	0 0 1
Inning Stats	R: 0 E: 0 K: 1 S: 15 H: 1 LOB: 1 BB: 0 P: 22	R: 0 E: 0 K: 2 S: 11 H: 0 LOB: 0 BB: 0 P: 18	R: 0 E: 0 K: 1 S: 11 H: 0 LOB: 0 BB: 0 P: 18	R: 0 E: 0 K: 2 S: 9 H: 0 LOB: 0 BB: 0 P: 14	R: 3 E: 1 K: 2 S: 20 H: 2 LOB: 2 BB: 3 P: 38	R: 0 E: 0 K: 0 S: 8 H: 1 LOB: 1 BB: 0 P: 13	R: 5 E: 0 K: 0 S: 15 H: 5 LOB: 1 BB: 1 P: 27	R: 3 E: 0 K: 0 S: 14 H: 5 LOB: 2 BB: 1 P: 22	R: 0 E: 0 K: 0 S: 9 H: 1 LOB: 0 BB: 0 P: 15	1B: 11 2B: 2 3B: 0 HR: 2	SF: 1 SAC: 1 DP: 1 HBP: 0						

Pittsburgh Pirates @ New York Mets

Shea Stadium, Flushing, NY

Mon Jul 03 2006, 7:10 PM EDT

Att. 54,111 - Partly Cloudy - 83 F

TOP

livebaseballscorecards.com

AB	38
R	11
H	15
RBI	10
BB	5
SO	8
LOB	11

WP: 0 PB: 0 SB: 0 CS: 0 PA: 45

PITCHER	IP	WLS	BF	H	R	ER	SO	BB	IBB	HBP	BLK	WP	HR	S	P	ERA	WHIP
33 John Maine, R (1, 1) ERA: 5.4	4.2	L	20	3	3	2	7	3	0	0	0	0	0	63	107	3.86	1.286
Darren Oliver, L (5, 1) ERA: 2.38	1.1		5	1	0	0	1	0	0	0	0	0	0	11	16	0.00	0.750
Chad Bradford, R (7, 1) ERA: 3.86	0.2		7	4	5	5	0	0	1	0	0	0	0	12	22	67.50	6.000
25 Pedro Feliciano, L (7, 1) ERA: 2.51	1.1		10	6	3	3	0	1	0	0	0	0	2	17	27	20.25	5.250
50 Duaner Sanchez, R (9, 1) ERA: 2.62	1.0		3	1	0	0	0	0	0	0	0	0	0	9	15	0.00	1.000

PITCHER	IP	WLS	BF	H	R	ER	SO	BB	IBB	HBP	BLK	WP	HR	S	P	ERA	WHIP

Pittsburgh Pirates @ New York Mets

Shea Stadium, Flushing, NY

Mon Jul 03 2006, 7:10 PM EDT

Att. 54,111 - Partly Cloudy - 83 F

livebaseballscorecards.com

BOTTOM

Batter	1	2	3	4	5	6	7	8	9	AB	R	H	RBI	BB	SO	LOB
7 José Reyes, S (1, 6) OBP: 0.352, SLG: 0.479	C B B X 2-1 G6-3 ①		C X 0-1 16 1B 15 SF8 1B		F X 0-1 5 S 16 1B 1B		C B S X 1-2 16 G5-3 1B		F F B B X 2-2 P4 ③	5	1	3	0	0	0	0
16 Paul Lo Duca, R (1, 2) OBP: 0.331, SLG: 0.402	C B S B X 2-2 F7 ②		F F F 1 SAFE 1 SAFE B B B X 3-2 21 BB 1-3 1B		B B X 2-0 5 FC6-4 1-2 1B		F D F F B F X 2-2 G5-3 ① 1-2			4	0	2	0	0	0	1
15 Carlos Beltrán, S (1, 8) OBP: 0.395, SLG: 0.632	C B B X 2-1 G5-3 ③		B X 1-0 SF8 ② 3-H		B C C D S 2-3 K ①		F B S B X 2-2 G5-3 ②			3	0	0	1	0	1	3
21 Carlos Delgado, L (1, 3) OBP: 0.344, SLG: 0.527		B B B B 4-0 1B BB	B C B B F B 4-2 5 FC4-6 1-2 BB		B F S X 1-2 P2 ②		S X 0-1 L9 ③			2	0	0	0	2	0	3
5 David Wright, R (1, 5) OBP: 0.389, SLG: 0.573		C B B F F F S 1-3 K ①	B X 1-0 FC4-6 ③ 1-2f		B C B X 2-1 FC6-4 ③ 1-2f 2-3			C B C B X 2-2 G6-3 ①		4	0	0	0	0	1	5
Cliff Floyd, L (1, 7) OBP: 0.330, SLG: 0.396		X 0-0 1-2 1B		B B F F F F B F B 4-2 22 G6-4-3 1B BB		F F B B X 2-2 22 S 1B		X 0-0 F8 ②		3	0	2	0	1	0	0
Xavier Nady, R (1, 9) OBP: 0.317, SLG: 0.475		C F B B B B X 3-2 F8 ②	C X 0-1 22 G6-4-3 1-2 1B		F B F F F X 1-2 F8 ①			C F B B B F X 3-2 G5-3 ③		4	0	1	0	0	0	3
22 Jose Valentin, S (1, 4) OBP: 0.322, SLG: 0.512		S C F F B X 1-2 F8 ③	B B F C B X 3-1 G6-4-3 ① ② 1-2f 2-3		B F C B X 2-2 G5-3 ② 1-2				C S F B S 1-3 K ①	4	0	0	0	0	1	5
33 John Maine, R (1, 1) Darren Oliver, R (5, 1) OBP: 0.333, SLG: 0.375 Eli Marrero, R (6, PH) OBP: 0.348, SLG: 0.513 Chad Bradford, R (7, 1) 25 Pedro Feliciano, L (7, 1) 50 Duaner Sanchez, R (9, 1) 10 Endy Chavez, L (9, PH) OBP: 0.314, SLG: 0.398			C B F B F S 2-3 K ① C X 0-1 G6-3 ③			C B B S X 2-2 F8 ③			C B F F X 1-2 F9 ②	2 0 1 0 0 0 1	0 0 0 0 0 0 0	0 0 0 0 0 0 0	0 0 0 0 0 0 0	0 0 0 0 0 0 0	1 0 0 0 0 0 0	1 0 1 0 0 0 0

	AB	33
	R	1
	H	8
	RBI	1
	BB	3
	SO	4
	LOB	22

Inning Stats	1	2	3	4	5	6	7	8	9	1B: 8	SF: 1	WP: 0	PA: 37
R:	0	0	1	0	0	0	0	0	0	2B: 0	SAC: 0	PB: 0	
E:	0	0	0	0	0	0	0	0	0	3B: 0	DP: 1	SB: 2	
K:	0	1	1	0	0	0	0	0	1	HR: 0	HBP: 0	CS: 0	
S:	7	14	14	10	11	13	13	8	10				
H:	0	1	2	1	2	1	1	0	0				
LOB:	0	2	2	1	2	1	1	0	0				
BB:	0	1	1	1	0	0	0	0	0				
P:	13	23	25	17	18	20	18	13	14				

PITCHER		IP	WLS	BF	H	R	ER	SO	BB	IBB	HBP	BLK	WP	HR	S	P	ERA	WHIP
28 Paul Maholm, L ERA: 4.76	(1, 1)	6.0	W	27	7	1	1	3	3	0	0	0	0	0	69	116	1.50	1.667
Damaso Marte, L ERA: 3.16	(7, 1)	2.0		7	1	0	0	0	0	0	0	0	0	0	21	31	0.00	0.500
55 Matt Capps, R ERA: 3.45	(9, 1)	1.0		3	0	0	0	1	0	0	0	0	0	0	10	14	0.00	0.000

PITCHER	IP	WLS	BF	H	R	ER	SO	BB	IBB	HBP	BLK	WP	HR	S	P	ERA	WHIP

Pittsburgh Pirates @ New York Mets

Shea Stadium, Flushing, NY

Tue Jul 04 2006, 1:10 PM EDT

Att. 38,480 - Overcast - 89 F

livebaseballscorecards.com

TOP

Batter	1	2	3	4	5	6	7	8	9	AB	R	H	RBI	BB	SO	LOB
José Bautista, R (1, 8) OBP: 0.361, SLG: 0.531	B C C C 1-3 ① K		X 0-0 FC4-6 2 1B 1B 1B	B X 1-0 ③ P3		B C B B B C F F H 4-2 FC5-4 12 1B BB 1-2 2-3 HBP		C B X 1-1 2 P3 1B		4	2	2	0	0	1	2
2 Jack Wilson, R (1, 6) OBP: 0.298, SLG: 0.373	S B X 1-1 ② F8		F B 1 SAFE B X 2-1 FC4-6 1-2 1B		B C F X 1-2 FC4-6 1B	B X 1-0 ① F4		L B 1 SAFE X 1-1 ① ② P3 1-2		5	0	2	0	0	0	4
Sean Casey, L (1, 3) OBP: 0.385, SLG: 0.437	B C F B C 2-3 ③ K		B F X 1-1 ② FC4-6 1B 1-2f 2-3		B B C F X 2-2 ① FC4-6 1B 1B 1-2f	F B S B F B B 4-2 FC5-4 1-2 2-3 3-H BB		C X 0-1 ③ G3		4	1	0	1	1	1	3
Jason Bay, R (1, 7) OBP: 0.395, SLG: 0.535		S B F F B X 2-2 ① F8	B B X 2-0 1-2 3-H 1B		F C B B F B X 3-2 1B 1-2 1B	B S C B X 2-2 ② FC5-4 12 1B 1-2f 2-3 3-H			B S B C S 2-3 ① K	5	0	2	2	0	1	2
12 Freddy Sanchez, R (1, 4) OBP: 0.395, SLG: 0.527		F B B X 2-1 1B 1B 2B	C X 0-1 ③ P4		X 0-0 ② P3	C F X 0-2 1-2 3-H 1B			B F X 1-1 ② F8	5	1	2	1	0	0	4
Joe Randa, R (1, 5) OBP: 0.305, SLG: 0.367		B C B X 2-1 1B 2-3 1B		F F B B X 2-2 ① G5-3	B C B X 2-1 1-2 2-H 1B	B F X 1-1 ③ F8			F C F X 0-2 FC6-4 1B	5	0	3	1	0	0	2
Craig Wilson, R (1, 9) OBP: 0.360, SLG: 0.505 16 Salomon Torres, R (7, 1) Roberto Hernandez, R (8, 1) Jose Castillo, R (9, PH) OBP: 0.334, SLG: 0.451		X 0-0 26 G6-4-3 1-2 3-H 1B		C B T B X 2-2 57 2B 1B	B C C B F F F B X 3-2 ③ P6		B C C B B S 3-3 ① K		B F S X 1-2 ③ FC6-4 1-2f	4 0 0 1	0 0 0 0	2 0 0 0	1 0 0 0	0 0 0 0	1 0 0 0	2 0 0 1
26 Ronny Paulino, R (1, 2) OBP: 0.365, SLG: 0.408		C C B X 1-2 ② ③ G6-4-3 1-2f		C B B B F 1 SAFE S 2-3 ② K		B S B B C F F B 4-2 HBP 57 SH BB BB	C F B B B X 2-2 ② F7			3	1	0	0	1	1	3
57 Zach Duke, L (1, 1) OBP: 0.278, SLG: 0.314 55 Matt Capps, R (6, 1) 13 Nate McLouth, L (7, PH) OBP: 0.297, SLG: 0.349 (7, 9)			C X 0-1 ① F9	B C F X 1-2 1-3 2B		B C X 1-1 SH BB HBP 1-2 FC5-4	C B F B F F X 2-2 ③ L4			2 0 1	1 0 0	1 0 0	0 0 0	0 0 0	0 0 0	0 0 0
Inning Stats	R: 0 E: 0 K: 2 S: 8 H: 0 LOB: 0 BB: 0 P: 12	R: 1 E: 0 K: 0 S: 12 H: 3 LOB: 1 BB: 0 P: 19	R: 1 E: 0 K: 0 S: 10 H: 3 LOB: 2 BB: 0 P: 15	R: 0 E: 0 K: 1 S: 14 H: 2 LOB: 2 BB: 0 P: 22	R: 1 E: 0 K: 0 S: 19 H: 3 LOB: 2 BB: 0 P: 30	R: 3 E: 1 K: 0 S: 22 H: 1 LOB: 2 BB: 2 P: 39	R: 0 E: 0 K: 1 S: 11 H: 0 LOB: 0 BB: 0 P: 18	R: 0 E: 0 K: 0 S: 6 H: 1 LOB: 0 BB: 0 P: 8	R: 0 E: 0 K: 1 S: 12 H: 1 LOB: 1 BB: 0 P: 16	1B: 12 2B: 2 3B: 0 HR: 0 SF: 0 SAC: 1 DP: 1 HBP: 1						

	AB	39
	R	6
	H	14
	RBI	6
	BB	2
	SO	5
	LOB	23

WP: 0 PB: 0 SB: 0 CS: 0 PA: 43

PITCHER		IP	WLS	BF	H	R	ER	SO	BB	IBB	HBP	BLK	WP	HR	S	P	ERA	WHIP
Tom Glavine, L ERA: 3.43	(1, 1)	5.0		27	11	5	4	3	1	0	0	0	0	0	69	109	7.20	2.400
Aaron Heilman, R ERA: 4.4	(6, 1)	2.0	B	9	1	1	0	1	1	0	1	0	0	0	27	46	0.00	1.000
50 Duaner Sanchez, R ERA: 2.56	(8, 1)	1.0	W	3	1	0	0	0	0	0	0	0	0	0	6	8	0.00	1.000
13 Billy Wagner, L ERA: 2.33	(9, 1)	1.0	S	4	1	0	0	1	0	0	0	0	0	0	12	16	0.00	1.000

PITCHER	IP	WLS	BF	H	R	ER	SO	BB	IBB	HBP	BLK	WP	HR	S	P	ERA	WHIP

BOTTOM

Pittsburgh Pirates @ New York Mets

Shea Stadium, Flushing, NY

Tue Jul 04 2006, 1:10 PM EDT

Att. 38,480 - Overcast - 89 F

livebaseballscorecards.com

Batter	1	2	3	4	5	6	7	8	9	AB	R	H	RBI	BB	SO	LOB
7 José Reyes, S (1, 6) OBP: 0.355, SLG: 0.481	C X 0-1 G4-3 ①			C B F X 1-2 21 1B 5 1B 1B	X 0-0 E S 1B		B B C X 2-1 E S 1B	S B F S 1-3 K ③		5	1	3	0	0	1	2
Chris Woodward, R (1, 4) OBP: 0.314, SLG: 0.322 50 Duaner Sanchez, R (8, 1) 13 Billy Wagner, L (9, 1)	C C C 0-3 K ②			X 0-0 21 1B 5 1B 1-2 1B	B 1 SAFE 1 SAFE C C B X 2-2 G5-3 ① 1-3		S C B B X 2-2 F8 ③ 1-3			4 0 0	1 0 0	1 0 0	0 0 0	0 0 0	1 0 0	2 0 0
15 Carlos Beltrán, S (1, 8) OBP: 0.390, SLG: 0.622	B C X 1-1 F8 ③			C X 0-1 F4 ①	S X 0-1 G5-3 ②			F B B B X 3-1 G3 ①		4	0	0	0	0	0	3
21 Carlos Delgado, L (1, 3) OBP: 0.346, SLG: 0.525		X 0-0 G4-3 ①		C B 2 SAFE B X 2-1 5 1B 1-2 2-3 1B	C B C X 1-2 F9 ③			B B T F F F B B 4-2 5 BB 10 2B BB		3	2	1	0	1	0	1
5 David Wright, R (1, 5) OBP: 0.390, SLG: 0.571		C B B B F B X 3-2 G5-3 ②		B F X 1-1 1B 11 1B 1-2 2-H 3-H 1B		X 0-0 F8 ①		C B B T D F F B 4-2 10 2B 1-2 1B BB		3	2	1	2	1	0	0
Cliff Floyd, L (1, 7) OBP: 0.327, SLG: 0.392 10 Endy Chavez, L (6, 7) OBP: 0.322, SLG: 0.407	B S F S 1-3 K ③			S F B S 1-3 K ②		B B B C B 4-1 G5-4-3 BB		B B C F F X 2-2 1-3 2-H 1B 2B		2 1	0 1	0 1	0 1	0 1	2 0	2 0
Xavier Nady, R (1, 9) OBP: 0.324, SLG: 0.481		C F B B B F F B X 3-2 11 G4-6-3 1B		B X 1-0 11 1B 1-3 2-H 1B		X 0-0 G5-4-3 ② ③ 1-2f		X 0-0 22 FC3-6 11 BB 2-H 3-H 1B		4	0	3	3	0	0	1
11 Ramon Castro, R (1, 2) OBP: 0.345, SLG: 0.406		B B X 2-0 ① ② G4-6-3 1-2f		C D F 1 SAFE B F F F X 2-2 1-2 3-H 1B			B C S F C 1-3 K ①	C B B F D B 4-2 22 FC3-6 1-2 BB		3	0	1	1	1	1	1
Tom Glavine, L (1, 1) OBP: 0.364, SLG: 0.259 Aaron Heilman, R (6, 1) 22 Jose Valentin, S (7, PH) OBP: 0.318, SLG: 0.506 (8, 4)		B C B C S 2-3 K ③		X 0-0 G4-3 ③			B F X 1-1 G1-3 ②	B F D S B X 3-2 FC3-6 ② 1-2f 2-3		2 0 2	0 0 0	0 0 0	0 0 0	1 0 0	2 0 2	2 0 2
Inning Stats	R: 0 E: 0 K: 1 S: 7 H: 0 LOB: 0 BB: 0 P: 8	R: 0 E: 0 K: 1 S: 7 H: 0 LOB: 0 BB: 0 P: 11	R: 0 E: 0 K: 1 S: 9 H: 1 LOB: 0 BB: 0 P: 16	R: 4 E: 0 K: 1 S: 20 H: 6 LOB: 2 BB: 0 P: 28	R: 0 E: 0 K: 0 S: 9 H: 1 LOB: 1 BB: 0 P: 12	R: 0 E: 0 K: 0 S: 3 H: 0 LOB: 0 BB: 1 P: 7	R: 0 E: 0 K: 1 S: 11 H: 1 LOB: 1 BB: 0 P: 17	R: 3 E: 0 K: 1 S: 23 H: 2 LOB: 2 BB: 3 P: 44		1B: 10 2B: 1 3B: 0 HR: 0 SF: 0 SAC: 0 DP: 2 HBP: 0						

PITCHER		IP	WLS	BF	H	R	ER	SO	BB	IBB	HBP	BLK	WP	HR	S	P	ERA	WHIP
57 Zach Duke, L ERA: 5.01	(1, 1)	5.1		24	8	4	4	4	1	0	0	0	0	0	54	81	6.75	1.688
55 Matt Capps, R ERA: 3.4	(6, 1)	0.2	H	1	0	0	0	0	0	0	0	0	0	0	1	1	0.00	0.000
16 Salomon Torres, R ERA: 4.72	(7, 1)	1.1	H	7	1	2	2	1	2	0	0	0	0	0	21	38	13.50	2.250
Roberto Hernandez, R ERA: 2.63	(8, 1)	0.2	L	5	2	1	1	1	1	0	0	0	0	0	13	23	13.50	4.500

PITCHER	IP	WLS	BF	H	R	ER	SO	BB	IBB	HBP	BLK	WP	HR	S	P	ERA	WHIP

AB	33
R	7
H	11
RBI	7
BB	4
SO	6
LOB	16

WP: 0 PB: 0 SB: 2 CS: 0 PA: 37

Batter	1	2	3	4	5	6	7	8	9	AB	R	H	RBI	BB	SO	LOB
José Bautista, R (1, 8) OBP: 0.364, SLG: 0.527	B B B B 4-0 BB		C X 0-1 1B		C S C 0-3 ③ K			C B S C 1-3 ① K		3	0	1	0	1	2	1
2 Jack Wilson, R (1, 6) OBP: 0.294, SLG: 0.368	B B C 1 SAFE C X 2-2 ① L7		B F B C S 2-3 ③ K			C B S T 1-2 ① K		B C B S F X 2-2 ② G4-3		4	0	0	0	0	2	2
Sean Casey, L (1, 3) OBP: 0.388, SLG: 0.439	C B B 1 SAFE F F B 1 SAFE X 3-2 ② F8			B C F X 1-2 ① G4-3		X 0-0 FC6-4 1B		X 0-0 FC6-4 1B		4	0	2	0	0	0	1
Jason Bay, R (1, 7) OBP: 0.391, SLG: 0.528	B C F S 1-3 ③ K			C X 0-1 ② F9		F X 0-1 ② FC6-4 1-2f		B F X 1-1 ③ FC6-4 1-2f		4	0	0	0	0	1	3
12 Freddy Sanchez, R (1, 5) OBP: 0.393, SLG: 0.521		B X 1-0 ① F7		C B B F F F B B 4-2 BB		B B F X 2-1 ③ F8			F C B F F X 1-2 ① F9	3	0	0	0	1	0	1
Jeromy Burnitz, L (1, 9) OBP: 0.277, SLG: 0.421		C F B B F F X 2-2 ② F9		B X 1-0 ③ F9			F B B B X 3-1 ① G4-3		S F B B X 2-2 ② G1-3	4	0	0	0	0	0	1
Jose Castillo, R (1, 4) OBP: 0.336, SLG: 0.452		C F B S 1-3 ③ K	B C X 1-1 SH3 1B				B B C X 2-1 ② P6		B C F X 1-2 26 1B	4	0	2	0	0	1	0
26 Ronny Paulino, R (1, 2) OBP: 0.368, SLG: 0.409			C B C B B S 3-3 ① K		S B B 1 SAFE S F X 2-2 ① P4		C B C X 1-2 1B		S S B B B F F X 2-2 FC5-4 1-2 1B	4	0	2	0	0	1	1
Kip Wells, R (1, 1) OBP: 0.250, SLG: 0.250			S B S T 1-2 ② K		1 SAFE X 0-0 ② SH3 1-2		C B F X 1-2 ③ G4-3		F B B B X 2-1 ③ FC5-4 1-2f	1	0	0	0	0	1	0
13 Nate McLouth, L (7, PH) OBP: 0.295, SLG: 0.347										1	0	0	0	0	0	1
34 John Grabow, L (7, 1)										0	0	0	0	0	0	0
Joe Randa, R (9, PH) OBP: 0.303, SLG: 0.364										1	0	0	0	0	0	2
Inning Stats	R: 0 E: 0 K: 1 S: 10 H: 0 LOB: 1 BB: 1 P: 20	R: 0 E: 0 K: 1 S: 9 H: 0 LOB: 0 BB: 0 P: 13	R: 0 E: 0 K: 3 S: 11 H: 1 LOB: 1 BB: 0 P: 17	R: 0 E: 0 K: 0 S: 10 H: 0 LOB: 1 BB: 1 P: 16	R: 0 E: 0 K: 1 S: 10 H: 1 LOB: 1 BB: 0 P: 13	R: 0 E: 0 K: 1 S: 8 H: 1 LOB: 1 BB: 0 P: 11	R: 0 E: 0 K: 0 S: 10 H: 1 LOB: 1 BB: 0 P: 17	R: 0 E: 0 K: 1 S: 10 H: 1 LOB: 1 BB: 0 P: 14	R: 0 E: 0 K: 0 S: 18 H: 2 LOB: 2 BB: 0 P: 26	1B: 7 2B: 0 3B: 0 HR: 0 SF: 0 SAC: 1 DP: 0 HBP: 0						

TOP

Pittsburgh Pirates @ New York Mets

Shea Stadium, Flushing, NY

Wed Jul 05 2006, 7:10 PM EDT

Att. 40,360 - Partly Cloudy - 73 F

livebaseballscorecards.com

AB	33
R	0
H	7
RBI	0
BB	2
SO	8
LOB	13

PITCHER		IP	WLS	BF	H	R	ER	SO	BB	IBB	HBP	BLK	WP	HR	S	P	ERA	WHIP
26 Orlando Hernandez, R ERA: 5.12	(1, 1)	7.0	W	27	4	0	0	7	2	0	0	0	0	0	68	107	0.00	0.857
Chad Bradford, R ERA: 3.73	(8, 1)	1.0		4	1	0	0	1	0	0	0	0	0	0	10	14	0.00	1.000
50 Duaner Sanchez, R ERA: 2.51	(9, 1)	1.0		5	2	0	0	0	0	0	0	0	0	0	18	26	0.00	2.000

PITCHER	IP	WLS	BF	H	R	ER	SO	BB	IBB	HBP	BLK	WP	HR	S	P	ERA	WHIP

WP: 0	PA: 36
PB: 0	
SB: 0	
CS: 0	

Pittsburgh Pirates @ New York Mets

Shea Stadium, Flushing, NY

Wed Jul 05 2006, 7:10 PM EDT

Att. 40,360 - Partly Cloudy - 73 F

livebaseballscorecards.com

BOTTOM

Batter	1	2	3	4	5	6	7	8	9	AB	R	H	RBI	BB	SO	LOB
7 José Reyes, S (1, 6) OBP: 0.354, SLG: 0.484	B B B C C X 3-2 16 1B 3B	B B X 2-0 ② F8			C T B F X 1-2 ① G4-3		B C S X 1-2 ③ F9			4	1	1	0	0	0	0
16 Paul Lo Duca, R (1, 2) OBP: 0.330, SLG: 0.399	B X 1-0 HBP 15 BB 22 2B 1B 3-H	B C F B B X 3-2 ③ G3			B X 1-0 ② G5-3			S B F X 1-2 ① G5-3		4	1	1	1	0	0	0
15 Carlos Beltrán, S (1, 8) OBP: 0.391, SLG: 0.618	B C B B B 4-1 HBP 22 2B BB 1-2	X 0-0 ① F9			B C B B B 4-1 BB			C B X 1-1 ② G5-3		2	1	0	0	2	0	0
21 Carlos Delgado, L (1, 3) OBP: 0.345, SLG: 0.520	C B S F S 1-3 ① K	C B S F F F F B F 4-2 B B BB			B B F 1 SAFE 1 SAFE B X 3-1 ③ G6-3			S S S 0-3 ③ K		3	0	0	0	1	2	3
Cliff Floyd, L (1, 7) OBP: 0.327, SLG: 0.388	B F F H 2-2 22 2B 10 WP HBP 1-2 2-3	F B S B D S 3-3 ② K				X 0-0 ① G4-3				2	1	0	0	0	1	1
22 Jose Valentin, S (1, 4) OBP: 0.319, SLG: 0.509	X 0-0 10 WP 10 1B 2B 1-3 2-H 3-H	B B X 2-0 ③ F8				B B C C F F F X 2-2 ② F8				3	1	1	2	0	0	1
10 Endy Chavez, L (1, 9) OBP: 0.322, SLG: 0.406	B S B X 2-1 CS 1B 2-H 3-H		C S X 0-2 ① G6-3			B B X 2-0 ③ G3				3	0	1	1	0	0	0
Chris Woodward, R (1, 5) OBP: 0.305, SLG: 0.312	F F 1 SAFE C 0-3 ② ③ K 1-2		F X 0-1 ② G5-3				X 0-0 ① F9			3	0	0	0	0	1	1
26 Orlando Hernandez, R (1, 1) OBP: 0.200, SLG: 0.208 Eli Marrero, R (7, PH) OBP: 0.344, SLG: 0.506 Chad Bradford, R (8, 1) 50 Duaner Sanchez, R (9, 1)		S F X 0-2 ① G3	C X 0-1 ③ G5-3				B C S T 1-2 ② K			2 1 0 0	0 0 0 0	0 0 0 0	0 0 0 0	0 1 0 0	0 0 0 0	0 0 0 0
Inning Stats	R: 5 E: 0 K: 2 S: 17 H: 4 LOB: 1 BB: 1 P: 30	R: 0 E: 0 K: 0 S: 7 H: 0 LOB: 0 BB: 0 P: 12	R: 0 E: 0 K: 1 S: 12 H: 0 LOB: 1 BB: 1 P: 21		R: 0 E: 0 K: 0 S: 7 H: 0 LOB: 0 BB: 0 P: 7	R: 0 E: 0 K: 0 S: 8 H: 0 LOB: 0 BB: 0 P: 12	R: 0 E: 0 K: 1 S: 7 H: 0 LOB: 0 BB: 0 P: 9	R: 0 E: 0 K: 1 S: 8 H: 0 LOB: 0 BB: 0 P: 10		1B: 2 2B: 2 3B: 1 HR: 0 SF: 0 SAC: 0 DP: 1 HBP: 1					WP: 1 PB: 0 SB: 0 CS: 1 PA: 31		

	AB	27
	R	5
	H	4
	RBI	4
	BB	3
	SO	5
	LOB	6

PITCHER		IP	WLS	BF	H	R	ER	SO	BB	IBB	HBP	BLK	WP	HR	S	P	ERA	WHIP
Kip Wells, R ERA: 12.42	(1, 1)	6.0	L	25	4	5	5	3	3	0	1	0	1	0	59	99	7.50	1.167
34 John Grabow, L ERA: 5.24	(7, 1)	2.0		6	0	0	0	2	0	0	0	0	0	0	15	19	0.00	0.000

PITCHER	IP	WLS	BF	H	R	ER	SO	BB	IBB	HBP	BLK	WP	HR	S	P	ERA	WHIP

Batter	1	2	3	4	5	6	7	8	9	AB	R	H	RBI	BB	SO	LOB
José Bautista, R (1, 8) OBP: 0.355, SLG: 0.512	F B F B X 2-2 ① G5-3		C X 0-1 ① G6-3		B C B C F T 2-2 ① K	C B F F D X 2-2 ③ G5-3		D B X 2-0 ② P6		5	0	0	0	0	1	3
12 Freddy Sanchez, R (1, 6) OBP: 0.403, SLG: 0.533	B X 1-0 2B		C B F H 2-2 PB BB HBP		B F F B B B 4-2 1B 2B BB		X 0-0 1B 1B 1B	B C F X 1-2 3-H 2B		3	2	3	1	1	0	0
Sean Casey, L (1, 3) OBP: 0.383, SLG: 0.431	B F B C X 2-2 ② P5		B X 1-0 ② F7		B C F X 1-2 ② F7		F B X 1-1 1-2 1B 1B	B C F B B F X 3-2 ③ F7		5	0	1	0	0	0	5
Jason Bay, R (1, 7) OBP: 0.391, SLG: 0.525	B B C F B F X 3-2 ③ F9		B B B B 4-0 PB 1-2 BB		X 0-0 2B 1-3 2-H 1B		C B B C S 2-3 ① K		B C S B F C 2-3 ① K	4	0	1	1	1	2	3
Joe Randa, R (1, 5) OBP: 0.306, SLG: 0.374		C C C 0-3 ① K	B F F D F B F F X 3-2 ③ F8 1-2 2-3		B B X 2-0 1-3 3-H 2B		B S C X 1-2 1-2 2-H 1B		C X 0-1 E8 2 1B FC4-6	5	1	2	2	0	1	2
Jeromy Burnitz, L (1, 9) OBP: 0.278, SLG: 0.420 54 Jonah Bayliss, R (5, 1) Craig Wilson, R (7, PH) OBP: 0.358, SLG: 0.502 55 Matt Capps, R (7, 1) Damaso Marte, L (8, 1) 2 Jack Wilson, R (9, PH) OBP: 0.296, SLG: 0.370		S B X 1-1 26 BB 1B		C F X 0-2 ① G1-3	X 0-0 ③ G4-3		S F D B B X 3-2 ② F4		B C B F F X 2-2 FC4-6 2-3 1B	3 0 1 0 0 1	0 0 0 0 0 0	1 0 0 0 0 1	0 0 0 0 0 0	0 0 0 0 0 0	0 0 2 0 0 0	2 0 2 0 0 0
Jose Castillo, R (1, 4) OBP: 0.334, SLG: 0.446		B C X 1-1 ② F9		C X 0-1 ② G5-3		B B B B 4-0 BB	D B X 2-0 ③ F9		F F F X 0-2 ② FC4-6 26 FC6-4 1-2f 3-H	4	0	0	1	1	0	4
26 Ronny Paulino, R (1, 2) OBP: 0.364, SLG: 0.402		1 SAFE B C C B 1 SAFE B 1 B 4-2 1-2 BB		B B X 2-0 ③ P4		X 0-0 ① F9		C B B X 2-1 ① G6-3	B B X 2-0 ③ FC6-4 1-2f	4	0	0	0	1	0	2
24 Tom Gorzelanny, R (1, 1) 13 Nate McLouth, L (5, PH) OBP: 0.300, SLG: 0.368 (5, 9)		C F B S 1-3 ③ K			C B B X 2-1 1B 2B	C B B C X 2-2 ② L9		C B F F B B F X 3-2 12 2B 3B		1 3	0 2	0 2	0 0	0 0	1 0	2 1
Inning Stats	R: 0 H: 1 E: 0 LOB: 1 K: 0 BB: 0 S: 11 P: 19	R: 0 H: 1 E: 0 LOB: 2 K: 2 BB: 1 S: 12 P: 19	R: 0 H: 0 E: 0 LOB: 2 K: 0 BB: 1 S: 11 P: 21	R: 0 H: 0 E: 0 LOB: 0 K: 0 BB: 0 S: 6 P: 8	R: 2 H: 3 E: 0 LOB: 2 K: 1 BB: 1 S: 14 P: 25	R: 0 H: 0 E: 0 LOB: 1 K: 0 BB: 1 S: 8 P: 16	R: 1 H: 3 E: 0 LOB: 2 K: 1 BB: 0 S: 13 P: 22	R: 1 H: 2 E: 0 LOB: 1 K: 0 BB: 0 S: 15 P: 26	R: 1 H: 1 E: 1 LOB: 1 K: 1 BB: 0 S: 15 P: 21	1B: 6 SF: 0 2B: 4 SAC: 0 3B: 1 DP: 0 HR: 0 HBP: 1						

TOP

Pittsburgh Pirates @ New York Mets

Shea Stadium, Flushing, NY

Thu Jul 06 2006, 7:10 PM EDT

Att. 39,743 - Clear - 77 F

livebaseballscorecards.com

AB	39
R	5
H	11
RBI	5
BB	4
SO	5
LOB	26

PITCHER		IP	WLS	BF	H	R	ER	SO	BB	IBB	HBP	BLK	WP	HR	S	P	ERA	WHIP
Steve Trachsel, R ERA: 4.67	(1, 1)	6.1	W	31	7	3	3	4	4	0	1	0	0	0	68	117	4.26	1.737
Aaron Heilman, R ERA: 4.44	(7, 1)	1.2		8	3	1	1	0	0	0	0	0	0	0	22	39	5.40	1.800
13 Billy Wagner, L ERA: 2.27	(9, 1)	1.0	S	5	1	1	0	1	0	0	0	0	0	0	15	21	0.00	1.000

PITCHER	IP	WLS	BF	H	R	ER	SO	BB	IBB	HBP	BLK	WP	HR	S	P	ERA	WHIP

Batter	1	2	3	4	5	6	7	8	9	AB	R	H	RBI	BB	SO	LOB
7 José Reyes, S (1, 6) OBP: 0.356, SLG: 0.482	C X 0-1 ① P3		C B B B B 4-1 16 WP 16 S 21 G4-3 BB	B B C X 2-1 16 S 2-H 3-H 1B		D S S B F F T 2-2 ① K				3	1	1	2	1	1	1
16 Paul Lo Duca, R (1, 2) OBP: 0.332, SLG: 0.399	B C X 1-1 21 G4-6-3 1B		F F 1 SAFE F B 1 SAFE 1 SAFE F B 4-2 B B 21 G4-3 21 WP 1-3 BB	B 1 SAFE B B C X 3-1 ③ F9 1-2		B C F C 1-3 ② K				3	0	1	0	1	1	2
21 Carlos Delgado, L (1, 3) OBP: 0.344, SLG: 0.515	B F X 1-1 ② ③ G4-6-3 1-2f		B F F B F X 2-2 ① G4-3 1-3 3-H	B B B 4-0 5 HR BB	S F S 0-3 ③ K					3	1	0	1	1	1	3
5 David Wright, R (1, 5) OBP: 0.391, SLG: 0.582		B B C X 2-1 2B 2B	S B B X 2-1 ② G3	C X 0-1 1-H HR		C B C F S 1-3 ① K				4	2	2	2	0	1	1
Xavier Nady, R (1, 9) OBP: 0.323, SLG: 0.474		B 2 SAFE B B B C B 4-1 2B BB	B X 1-0 ③ G5-3	C C S 0-3 ① K		B X 1-0 ② G5-3				3	1	0	0	1	1	1
Cliff Floyd, L (1, 7) OBP: 0.330, SLG: 0.392		X 0-0 SH1-3 FC6-2 1-H 2-H 2B	B B B C H 4-1 SH1-4 7 1B BB HBP	X 0-0 ② F8		C X 0-1 ③ G4-3				3	1	1	2	0	0	0
Chris Woodward, R (1, 4) OBP: 0.306, SLG: 0.313		X 0-0 ① SH1-3 2-3	1 SAFE B X 1-0 ① F9	B X 1-0 1B				B S B X 2-1 ① G6-3		3	0	1	0	0	0	1
Eli Marrero, R (1, 8) OBP: 0.340, SLG: 0.488		B X 1-0 ② FC6-2 3-H	1 SAFE 1 SAFE B F S B B B 4-2 7 1B SH1-4 1-2 BB	C S S 0-3 ③ K				S F B B F X 2-2 ② P3		3	1	0	0	1	1	2
Steve Trachsel, R (1, 1) OBP: 0.200, SLG: 0.286		C S X 0-2 ③ G1-3	X 0-0 ② SH1-4 1-2 2-3		H 1-0 HBP			B S B S S 2-3 ③ K		1	0	0	0	0	0	1
Aaron Heilman, R (7, 1)										0	0	0	0	0	0	0
Julio Franco, R (8, PH) OBP: 0.345, SLG: 0.436										1	0	0	0	0	1	0
13 Billy Wagner, L (9, 1)										0	0	0	0	0	0	0
Inning Stats	R: 0 H: 1 E: 0 LOB: 0 K: 0 BB: 0 S: 6 P: 8	R: 2 H: 2 E: 0 LOB: 1 K: 0 BB: 1 S: 9 P: 16	R: 1 H: 0 E: 0 LOB: 1 K: 0 BB: 2 S: 12 P: 25	R: 2 H: 1 E: 0 LOB: 1 K: 0 BB: 1 S: 9 P: 23	R: 2 H: 2 E: 0 LOB: 1 K: 2 BB: 1 S: 10 P: 15	R: 0 H: 0 E: 0 LOB: 1 K: 3 BB: 0 S: 11 P: 15	R: 0 H: 0 E: 0 LOB: 0 K: 1 BB: 0 S: 7 P: 9	R: 0 H: 0 E: 0 LOB: 0 K: 1 BB: 0 S: 9 P: 15		1B: 3 SF: 0 2B: 2 SAC: 2 3B: 0 DP: 1 HR: 1 HBP: 2				WP: 2 PA: 36 PB: 0 SB: 2 CS: 0		

PITCHER		IP	WLS	BF	H	R	ER	SO	BB	IBB	HBP	BLK	WP	HR	S	P	ERA	WHIP
24 Tom Gorzelanny, L ERA: 7.0	(1, 1)	4.0	L	20	4	5	5	0	4	0	1	0	2	0	36	72	11.25	2.000
54 Jonah Bayliss, R ERA: 5.4	(5, 1)	2.0		10	2	2	2	5	1	0	1	0	0	1	21	30	9.00	1.500
55 Matt Capps, R ERA: 3.33	(7, 1)	1.0		3	0	0	0	1	0	0	0	0	0	0	7	9	0.00	0.000
Damaso Marte, L ERA: 3.06	(8, 1)	1.0		3	0	0	0	1	0	0	0	0	0	0	9	15	0.00	0.000

PITCHER	IP	WLS	BF	H	R	ER	SO	BB	IBB	HBP	BLK	WP	HR	S	P	ERA	WHIP

BOTTOM

Pittsburgh Pirates @ New York Mets

Shea Stadium, Flushing, NY

Thu Jul 06 2006, 7:10 PM EDT

Att. 39,743 - Clear - 77 F

livebaseballscorecards.com

AB	27
R	7
H	6
RBI	7
BB	5
SO	7
LOB	12

Batter	1	2	3	4	5	6	7	8	9	AB	R	H	RBI	BB	SO	LOB
13 Nate McLouth, L (1, 9) OBP: 0.309, SLG: 0.372	C B B S F B X 3-2 FC3-6 2 E 2B 1B	X 0-0 1-2 1B			F B F B H 3-2 2 2B SF8 HBP		C C S 0-3 K			3	2	2	0	0	1	0
2 Jack Wilson, R (1, 6) OBP: 0.296, SLG: 0.372	C C F F 1 SAFE X 0-2 E4 FC3-6 1-2	F B X 1-1 G6-3			1 SAFE 1 SAFE X 0-0 1-3 2B			B B X 2-0 G6-3		4	0	1	0	0	0	3
Sean Casey, L (1, 3) OBP: 0.374, SLG: 0.423	X 0-0 FC3-6 2B 12 SF9 1-2f 2-3		B F X 1-1 G3		X 0-0 SF8 3-H			C B B X 2-1 L5		3	1	0	1	0	0	2
Jason Bay, R (1, 7) OBP: 0.390, SLG: 0.525	B F B B F F X 3-2 1-3 3-H 2B		B C F B B F S 3-3 K		F X 0-1 F8			C B X 1-1 G5-3		4	0	1	1	0	1	1
12 Freddy Sanchez, R (1, 5) OBP: 0.401, SLG: 0.530	C B X 1-1 SF9 3-H		B F X 1-1 F9			B B F X 2-1 L5			B C C B B F F B 4-2 1B BB	2	0	0	1	1	0	0
José Bautista, R (1, 8) OBP: 0.358, SLG: 0.511	C F B X 1-2 L8			X 0-0 26 G6-4-3 1B		B F B X 2-1 F7			1 SAFE L B X 1-1 1-2 1B	4	0	2	0	0	0	1
Jose Castillo, R (1, 4) OBP: 0.333, SLG: 0.443		C B X 1-1 P6		S S S B X 1-2 F8		C X 0-1 F9			B S 1 SAFE B F F X 2-2 26 G6-4-3 1-2 1B	4	0	1	0	0	0	1
26 Ronny Paulino, R (1, 2) OBP: 0.358, SLG: 0.395		C X 0-1 F9		C X 0-1 G6-4-3 1-2f			F X 0-1 F9		B C B X 2-1 G6-4-3 1-2f	4	0	0	0	0	0	3
45 Ian Snell, R (1, 1) OBP: 0.115, SLG: 0.042		C B F B F F B B 4-2 13 1B BB			C C B B X 2-2 G6-3		C X 0-1 P5			2	0	0	0	1	0	0
Damaso Marte, L (8, 1)										0	0	0	0	0	0	0
Michael Gonzalez, R (9, 1)										0	0	0	0	0	0	0
Inning Stats	R: 2 E: 1 K: 0 S: 19 H: 2 LOB: 1 BB: 0 P: 27	R: 0 E: 0 K: 0 S: 11 H: 1 LOB: 2 BB: 1 P: 17	R: 0 E: 0 K: 1 S: 8 H: 0 LOB: 0 BB: 0 P: 13	R: 0 E: 0 K: 0 S: 6 H: 1 LOB: 0 BB: 0 P: 7	R: 1 E: 0 K: 0 S: 9 H: 1 LOB: 1 BB: 0 P: 14	R: 0 E: 0 K: 0 S: 6 H: 0 LOB: 0 BB: 0 P: 10	R: 0 E: 0 K: 1 S: 7 H: 0 LOB: 0 BB: 0 P: 7	R: 0 E: 0 K: 0 S: 5 H: 0 LOB: 0 BB: 0 P: 10	R: 0 E: 0 K: 0 S: 12 H: 2 LOB: 1 BB: 1 P: 21	1B: 5 2B: 2 3B: 0 HR: 0 SF: 2 SAC: 0 DP: 2 HBP: 1						

PITCHER		IP	WLS	BF	H	R	ER	SO	BB	IBB	HBP	BLK	WP	HR	S	P	ERA	WHIP
21 Jon Lieber, R ERA: 5.47	(1, 1)	7.0	L	28	5	3	2	2	1	0	1	0	0	0	66	95	2.57	0.857
Rick White, R ERA: 6.09	(8, 1)	2.0		7	2	0	0	0	1	0	0	0	0	0	17	31	0.00	1.500

PITCHER	IP	WLS	BF	H	R	ER	SO	BB	IBB	HBP	BLK	WP	HR	S	P	ERA	WHIP

TOP

Pittsburgh Pirates @ Philadelphia Phillies
Citizens Bank Park, Philadelphia, PA
Fri Jul 07 2006, 7:05 PM EDT
Att. 45,025 - Partly Cloudy - 79 F

livebaseballscorecards.com

AB	30
R	3
H	7
RBI	3
BB	2
SO	2
LOB	11

1B: 5 SF: 2
2B: 2 SAC: 0
3B: 0 DP: 2
HR: 0 HBP: 1

WP: 0 PA: 35
PB: 0
SB: 0
CS: 0

Batter	1	2	3	4	5	6	7	8	9	AB	R	H	RBI	BB	SO	LOB
11 Jimmy Rollins, S (1, 6) OBP: 0.323, SLG: 0.424	C F F X 0-2 2B		B F F F X 1-2 E4 26 S		B B 2 SAFE B B 4-0 26 2B BB			C C F B B F X 2-2 PB 26 WP SF7 1B		3	1	2	0	1	0	0
26 Chase Utley, L (1, 4) OBP: 0.373, SLG: 0.522	B X 1-0 ① F7		F 1 SAFE D F B F D F F X 3-2 ③ G1-3 1-2		B X 1-0 ③ 1-H 2-H 2B			B F F S 1-3 ① K 1-2		4	0	1	1	0	1	3
Bobby Abreu, L (1, 9) OBP: 0.441, SLG: 0.464	B S C S S 1-3 ② K			B B B C C B 4-2 6 S BB		B B C B B 4-1 BB		C F B B F B X 3-2 ② SF7 2-H		1	0	0	1	2	1	1
6 Ryan Howard, L (1, 3) OBP: 0.345, SLG: 0.590	X 0-0 ③ F7			B F C 1 SAFE S 1-3 ① K 1-2		S B S F S 1-3 ① K		C F S 0-3 ③ K		4	0	0	0	0	3	3
Aaron Rowand, R (1, 8) OBP: 0.309, SLG: 0.432		C F C 0-3 ① K		F S S 0-3 ② K		1 SAFE B C D S 1 X 2-2 ② P4			B F X 1-1 ① G5-3	4	0	0	0	0	2	2
David Dellucci, L (1, 7) OBP: 0.351, SLG: 0.594 Pat Burrell, R (9, PH) OBP: 0.374, SLG: 0.508	X 0-0 ② F7			B X 1-0 ③ L8		B X 1-0 ③ F8			C B S F B F C 2-3 ② K	3 1	0 0	0 0	0 0	0 0	0 1	2 0
David Bell, R (1, 5) OBP: 0.331, SLG: 0.356	X 0-0 ③ G5-3				C C B B X 2-2 21 SH3 26 2B 1B		B C F X 1-2 ① L3		X 0-0 ③ P6	4	1	1	0	0	0	0
27 Chris Coste, R (1, 2) OBP: 0.289, SLG: 0.324			C F B X 1-2 ① P3		F C X 0-2 ① L7		B S X 1-1 ② G6-3			3	0	0	0	0	0	1
21 Jon Lieber, L (1, 1) 8 Shane Victorino, S (7, PH) OBP: 0.335, SLG: 0.432 Rick White, R (8, 1)			F C C 0-3 ② K		B X 1-0 ② SH3 1-2		C X 0-1 ③ F7			1 1 0	0 0 0	0 0 0	0 0 0	0 0 0	1 0 0	0 0 0
Inning Stats	R: 0 H: 1 E: 0 LOB: 1 K: 1 BB: 0 S: 9 P: 11	R: 0 H: 0 E: 0 LOB: 0 K: 1 BB: 0 S: 5 P: 5	R: 0 H: 0 E: 1 LOB: 1 K: 1 BB: 0 S: 15 P: 20	R: 0 H: 0 E: 0 LOB: 1 K: 2 BB: 1 S: 9 P: 15	R: 1 H: 2 E: 0 LOB: 2 K: 0 BB: 1 S: 8 P: 16	R: 0 H: 0 E: 0 LOB: 1 K: 1 BB: 0 S: 9 P: 17	R: 0 H: 0 E: 0 LOB: 0 K: 0 BB: 0 S: 7 P: 9	R: 1 H: 1 E: 0 LOB: 0 K: 2 BB: 0 S: 15 P: 21	R: 0 H: 0 E: 0 LOB: 0 K: 1 BB: 0 S: 8 P: 11	1B: 2 SF: 1 2B: 2 SAC: 1 3B: 0 DP: 0 HR: 0 HBP: 0						

PITCHER		IP	WLS	BF	H	R	ER	SO	BB	IBB	HBP	BLK	WP	HR	S	P	ERA	WHIP
45 Ian Snell, R ERA: 4.74	(1, 1)	7.0	W	27	3	1	1	6	3	0	0	0	0	0	62	93	1.29	0.857
Damaso Marte, L ERA: 2.97	(8, 1)	1.0	H	4	1	1	0	2	0	0	0	0	1	0	15	21	0.00	1.000
Michael Gonzalez, L ERA: 2.6	(9, 1)	1.0	S	3	0	0	0	1	0	0	0	0	0	0	8	11	0.00	0.000

PITCHER	IP	WLS	BF	H	R	ER	SO	BB	IBB	HBP	BLK	WP	HR	S	P	ERA	WHIP

BOTTOM

Pittsburgh Pirates @ Philadelphia Phillies
Citizens Bank Park, Philadelphia, PA
Fri Jul 07 2006, 7:05 PM EDT
Att. 45,025 - Partly Cloudy - 79 F

livebaseballscorecards.com

AB	29
R	2
H	4
RBI	2
BB	3
SO	9
LOB	12

WP: 1	PA: 34		
PB: 1			
SB: 2			
CS: 0			

Batter	1	2	3	4	5	6	7	8	9	AB	R	H	RBI	BB	SO	LOB
José Bautista, R (1, 8) OBP: 0.354, SLG: 0.503	C B C B B X 3-2 ① G5-3		C B B C B X 3-2 ① G6-3		C C F X 0-2 2 S 1B		B B S X 2-1 ① F7		B C F S 1-3 ② K	5	0	1	0	0	1	2
2 Jack Wilson, R (1, 6) OBP: 0.294, SLG: 0.369	B B X 2-0 ② G6-3		B C X 1-1 ② G4-3		C B F D F X 2-2 ③ P4 1-2		X 0-0 G3 1-2 1B		B C B X 2-1 ③ G5-3	5	0	1	0	0	0	2
Sean Casey, L (1, 3) OBP: 0.377, SLG: 0.422	B B B B 4-0 BB		C C B X 1-2 1B			C F B B X 2-2 ① G6-3	B X 1-0 ② G3 1-2 2-3			3	0	1	0	1	0	2
Jason Bay, R (1, 7) OBP: 0.388, SLG: 0.530	B C C B S 2-3 ③ K		C B S S 1-3 ③ K			B S X 1-1 HR	S X 0-1 ③ F9			4	1	1	1	0	2	4
12 Freddy Sanchez, R (1, 5) OBP: 0.399, SLG: 0.526		C B F B F C 2-3 ① K		B X 1-0 ① G4-3		B C B S B X 3-2 HBP 1B		B X 1-0 ① L8		4	0	1	0	0	1	0
Craig Wilson, R (1, 9) OBP: 0.353, SLG: 0.493		X 0-0 ② G1-3		B B C B X 3-1 ② G5-3		C B S B F C 2-3 ② K		C F B F X 1-2 ② G6-3		4	0	0	0	0	1	1
Jose Castillo, R (1, 4) OBP: 0.335, SLG: 0.445		B C X 1-1 26 1B 2B		F F F S 0-3 ③ K		C H 1-1 1-2 HBP		B B S S C 2-3 ③ K		3	1	1	0	0	2	0
26 Ronny Paulino, R (1, 2) OBP: 0.360, SLG: 0.396		F D X 1-1 2-H 1B			F B C B X 2-2 ① G6-3	F B C F X 1-2 ③ G6-3			C B S B B F X 3-2 G3-1 1B	4	0	2	1	0	0	2
28 Paul Maholm, L (1, 1) OBP: 0.212, SLG: 0.161 13 Nate McLouth, L (5, PH) OBP: 0.307, SLG: 0.371 34 John Grabow, L (5, 1) Joe Randa, R (7, PH) OBP: 0.304, SLG: 0.371 16 Salomon Torres, R (7, 1) 55 Matt Capps, R (8, 1) Jeromy Burnitz, L (9, PH) OBP: 0.277, SLG: 0.419		C B C S 1-3 ③ K			B X 1-0 ② G3		B C B X 2-1 E6 G3 2 1B		B B B C S X 3-2 ① G3-1 1-2	1 1 0 1 0 0 0	0 0 0 0 0 0 0	0 0 0 0 0 0 0	0 0 0 0 0 0 0	1 0 0 0 0 0 0	1 0 0 0 0 0 1	1 0 0 0 0 0 1
Inning Stats	R: 0 H: 0 E: 0 LOB: 1 K: 1 BB: 1 S: 7 P: 18	R: 1 H: 2 E: 0 LOB: 1 K: 2 BB: 0 S: 12 P: 17	R: 0 H: 1 E: 0 LOB: 1 K: 1 BB: 0 S: 11 P: 17	R: 0 H: 0 E: 0 LOB: 0 K: 1 BB: 0 S: 7 P: 11	R: 0 H: 1 E: 0 LOB: 1 K: 0 BB: 0 S: 12 P: 17	R: 1 H: 2 E: 0 LOB: 2 K: 1 BB: 0 S: 17 P: 27	R: 0 H: 1 E: 1 LOB: 2 K: 0 BB: 0 S: 8 P: 13	R: 0 H: 0 E: 0 LOB: 0 K: 1 BB: 0 S: 8 P: 12	R: 0 H: 1 E: 0 LOB: 1 K: 1 BB: 0 S: 12 P: 21	1B: 6 SF: 0 2B: 1 SAC: 0 3B: 0 DP: 0 HR: 1 HBP: 1						

PITCHER		IP	WLS	BF	H	R	ER	SO	BB	IBB	HBP	BLK	WP	HR	S	P	ERA	WHIP
Cory Lidle, R ERA: 4.95	(1, 1)	6.0	W	26	6	2	2	6	1	0	1	0	0	1	66	107	3.00	1.167
Ryan Franklin, R ERA: 4.05	(7, 1)	0.1		3	1	0	0	0	0	0	0	0	0	0	5	9	0.00	3.000
Rheal Cormier, L ERA: 1.16	(7, 1)	0.1	H	1	0	0	0	0	0	0	0	0	0	0	1	2	0.00	0.000
Geoff Geary, R ERA: 3.4	(7, 1)	1.1	H	4	0	0	0	1	0	0	0	0	0	0	10	14	0.00	0.000
45 Tom Gordon, R ERA: 2.17	(9, 1)	1.0		4	1	0	0	1	0	0	0	0	0	0	12	21	0.00	1.000

PITCHER	IP	WLS	BF	H	R	ER	SO	BB	IBB	HBP	BLK	WP	HR	S	P	ERA	WHIP

TOP

Pittsburgh Pirates @ Philadelphia Phillies
Citizens Bank Park, Philadelphia, PA
Sat Jul 08 2006, 7:05 PM EDT
Att. 37,462 - Partly Cloudy - 78 F

livebaseballscorecards.com

AB	36
R	2
H	8
RBI	2
BB	1
SO	8
LOB	15

1B: 6	SF: 0	WP: 0	PA: 38
2B: 1	SAC: 0	PB: 0	
3B: 0	DP: 0	SB: 1	
HR: 1	HBP: 1	CS: 0	

Batter	1	2	3	4	5	6	7	8	9	AB	R	H	RBI	BB	SO	LOB
11 Jimmy Rollins, S (1, 6) OBP: 0.319, SLG: 0.418	G6-3	G1-3		G4-3		F9		F9		5	0	0	0	0	0	1
26 Chase Utley, L (1, 4) OBP: 0.376, SLG: 0.526	1B	2B		G3		1B		P5		5	1	3	0	0	0	0
Bobby Abreu, L (1, 9) OBP: 0.442, SLG: 0.463	1B	F7		BB		K				3	1	1	0	1	1	3
Pat Burrell, R (1, 7) OBP: 0.376, SLG: 0.506	1B	K		L5			FC6-4 HBP			3	1	1	1	1	1	2
29 Chris Roberson, S (7, PR) (8, 7) OBP: 0.059, SLG: 0.059										0	0	0	0	0	0	0
6 Ryan Howard, L (1, 3) OBP: 0.341, SLG: 0.582	K	P5			K		F9			4	0	0	0	0	2	3
Aaron Rowand, R (1, 8) OBP: 0.316, SLG: 0.433	1B	BB			G6-3		FC6-4 HBP			2	2	1	1	1	0	0
David Bell, R (1, 5) OBP: 0.333, SLG: 0.362	1B	2B			G1-3		FC6-4			4	1	2	1	0	0	2
27 Chris Coste, R (1, 2) OBP: 0.333, SLG: 0.350	1B	G5-4-3				BB	K			3	0	2	3	1	1	2
Cory Lidle, R (1, 1) OBP: 0.143, SLG: 0.185	F7	G5-4-3				K		K		2	0	0	0	0	0	3
Abraham Nunez, S (6, PH) OBP: 0.176, SLG: 0.204										1	0	0	0	0	1	1
Ryan Franklin, R (7, 1)										0	0	0	0	0	0	0
Rheal Cormier, L (7, 1)										0	0	0	0	0	0	0
Geoff Geary, R (7, 1) OBP: 0.333, SLG: 0.667										0	0	0	0	0	0	0
David Dellucci, L (8, PH) OBP: 0.348, SLG: 0.589										1	0	0	0	0	1	0
45 Tom Gordon, R (9, 1)										0	0	0	0	0	0	0
Inning Stats	R: 4 E: 0 K: 1 S: 24 H: 6 LOB: 2 BB: 0 P: 33	R: 0 E: 0 K: 1 S: 9 H: 1 LOB: 1 BB: 0 P: 14	R: 2 E: 0 K: 0 S: 14 H: 2 LOB: 0 BB: 1 P: 24	R: 0 E: 0 K: 0 S: 7 H: 0 LOB: 1 BB: 1 P: 12	R: 0 E: 0 K: 1 S: 10 H: 0 LOB: 0 BB: 0 P: 14	R: 0 E: 0 K: 2 S: 11 H: 1 LOB: 2 BB: 1 P: 18	R: 0 E: 0 K: 1 S: 11 H: 0 LOB: 2 BB: 1 P: 17	R: 0 E: 0 K: 1 S: 11 H: 0 LOB: 0 BB: 0 P: 16		1B: 8 2B: 2 3B: 0 HR: 0 SF: 0 SAC: 0 DP: 1 HBP: 1						

PITCHER		IP	WLS	BF	H	R	ER	SO	BB	IBB	HBP	BLK	WP	HR	S	P	ERA	WHIP
28 Paul Maholm, L ERA: 5.1	(1, 1)	4.0	L	22	9	6	6	2	2	0	0	0	0	0	54	83	13.50	2.750
34 John Grabow, L ERA: 4.95	(5, 1)	2.0		8	1	0	0	3	1	0	0	0	0	0	21	32	0.00	1.000
16 Salomon Torres, R ERA: 4.63	(7, 1)	1.0		5	0	0	0	1	1	0	1	0	0	0	11	17	0.00	1.000
55 Matt Capps, R ERA: 3.26	(8, 1)	1.0		3	0	0	0	1	0	0	0	0	0	0	11	16	0.00	0.000

PITCHER	IP	WLS	BF	H	R	ER	SO	BB	IBB	HBP	BLK	WP	HR	S	P	ERA	WHIP

BOTTOM

Pittsburgh Pirates @ Philadelphia Phillies
Citizens Bank Park, Philadelphia, PA
Sat Jul 08 2006, 7:05 PM EDT
Att. 37,462 - Partly Cloudy - 78 F

livebaseballscorecards.com

AB	33
R	6
H	10
RBI	6
BB	4
SO	7
LOB	17

WP: 0 PA: 38
PB: 0
SB: 0
CS: 0

Batter	1	2	3	4	5	6	7	8	9	AB	R	H	RBI	BB	SO	LOB
José Bautista, R (1, 8) OBP: 0.360, SLG: 0.503	B B C B S B 4-2 13 1B SF7 BB	B D F C S 2-3 K2-3 ③		B B B C C X 3-2 1-3 1B			C F B B X 2-2 12 FC6-4 1B		C C F X 0-2 P2 ①	4	1	2	0	1	1	2
13 Nate McLouth, L (1, 9) OBP: 0.305, SLG: 0.366	B B C C F B X 3-2 12 S 1-3 1B 1B		S S B C 1-3 K ①	C F 1 SAFE X 0-2 G1-3 ③			1 SAFE C B 1 SAFE F X 1-2 F7 ②		B F X 1-1 F8 ②	5	1	1	0	0	1	4
12 Freddy Sanchez, R (1, 6) OBP: 0.396, SLG: 0.520	F S S 0-3 K 1-2 ①		C X 0-1 2B G6-3 1B		F X 0-1 G6-3 ①		1 SAFE C 1 SAFE F F X 0-2 1-2f FC6-4 ③		X 0-0 G5-3 ③	5	1	1	0	0	1	4
Jason Bay, R (1, 7) OBP: 0.389, SLG: 0.538 Michael Gonzalez, R (8, 1)	C S F B X 1-2 SF7 3-H ②		C X 0-1 1-3 2B		F B B F B S 3-3 K ②			C C B B B X 3-2 FC5 2B		3 0	0 0	2 0	1 0	0 0	1 0	0 0
Joe Randa, R (1, 5) OBP: 0.310, SLG: 0.375	C X 0-1 2-H 1B		B C S B X 2-2 G6-3 3-H		B X 1-0 P6 ③			C X 0-1 FC6-4 FC5 1B		4	0	2	2	0	0	1
Craig Wilson, R (1, 3) OBP: 0.347, SLG: 0.485	B S B F F S 2-3 K ③		F C B F S 1-3 K ③			B F X 1-1 F8 ①		B S X 1-1 FC5 FC6-4 1-2 2-3f ①		4	0	0	0	0	2	4
Jose Castillo, R (1, 4) OBP: 0.334, SLG: 0.443		X 0-0 F8 ①		B B C S X 2-2 1B 1B		X 0-0 G6-3 ②		X 0-0 FC6-4 11 FC6-4 1-2f 2-3 ②		4	0	1	0	0	0	2
11 Humberto Cota, R (1, 2) OBP: 0.288, SLG: 0.233		C B B F B F B 4-2 BB		1 SAFE S S B B F B X 3-2 F7 ①		C B F S 1-3 K ③		B B C F X 2-2 FC6-4 1-2f ③		3	0	0	0	1	1	3
57 Zach Duke, L (1, 1) OBP: 0.263, SLG: 0.297 55 Matt Capps, R (6, 1) 2 Jack Wilson, R (7, PH) OBP: 0.293, SLG: 0.368 Roberto Hernandez, R (7, 1) José Hernández, R (8, 7) OBP: 0.296, SLG: 0.360		B X 1-0 F ②		L L B F C 1-3 K ②			C F B X 1-2 F8 ①		B B C C F X 2-2 1B	2 0 1 0 1	0 0 0 0 0	0 0 0 0 1	0 0 0 0 0	0 0 0 0 0	1 0 0 0 0	2 0 0 0 0
Inning Stats	R: 2 E: 0 K: 2 S: 20 H: 2 LOB: 1 BB: 1 P: 30	R: 0 E: 0 K: 1 S: 8 H: 0 LOB: 1 BB: 1 P: 15	R: 1 E: 0 K: 2 S: 14 H: 2 LOB: 1 BB: 0 P: 18	R: 0 E: 0 K: 1 S: 17 H: 2 LOB: 2 BB: 0 P: 26	R: 0 E: 0 K: 1 S: 6 H: 0 LOB: 0 BB: 0 P: 10	R: 0 E: 0 K: 1 S: 6 H: 0 LOB: 0 BB: 0 P: 8	R: 0 E: 0 K: 0 S: 13 H: 1 LOB: 1 BB: 0 P: 17	R: 0 E: 0 K: 0 S: 11 H: 2 LOB: 2 BB: 0 P: 17	R: 0 E: 0 K: 0 S: 11 H: 1 LOB: 1 BB: 0 P: 14	1B: 8 2B: 2 3B: 0 HR: 0 SF: 1 SAC: 0 DP: 0 HBP: 0						

TOP

Pittsburgh Pirates @ Philadelphia Phillies
Citizens Bank Park, Philadelphia, PA
Sun Jul 09 2006, 1:35 PM EDT
Att. 32,527 - Sunny - 80 F

livebaseballscorecards.com

AB	36
R	3
H	10
RBI	3
BB	2
SO	8
LOB	22

PITCHER		IP	WLS	BF	H	R	ER	SO	BB	IBB	HBP	BLK	WP	HR	S	P	ERA	WHIP
35 Cole Hamels, L ERA: 5.44	(1, 1)	5.0	W	23	6	3	3	7	2	0	0	0	0	0	65	99	5.40	1.600
Ryan Franklin, R ERA: 3.88	(6, 1)	2.0	H	7	1	0	0	1	0	0	0	0	0	0	19	25	0.00	0.500
Geoff Geary, R ERA: 3.33	(8, 1)	1.0		5	2	0	0	0	0	0	0	0	0	0	11	17	0.00	2.000
Rick White, R ERA: 5.91	(9, 1)	1.0		4	1	0	0	0	0	0	0	0	0	0	11	14	0.00	1.000

PITCHER	IP	WLS	BF	H	R	ER	SO	BB	IBB	HBP	BLK	WP	HR	S	P	ERA	WHIP

WP: 0 PB: 0 SB: 1 CS: 0 PA: 39

Batter	1	2	3	4	5	6	7	8	9	AB	R	H	RBI	BB	SO	LOB
11 Jimmy Rollins, S (1, 6) OBP: 0.323, SLG: 0.421	B C F B X 2-2 E5 26 2B	C S F D F F C 1-3 K ②		B B B B 4-0 26 1B BB		C F B X 1-2 1B 2B 2B	B B F X 2-1 E7 1-3 1B			4	2	2	0	1	1	2
26 Chase Utley, L (1, 3) OBP: 0.376, SLG: 0.527	C B C F X 1-2 1B FC5-4 2-H 2B	C X 0-1 F8 ③		C B X 1-1 1-2 1B		B B B C F X 3-2 P5 ①	B B F X 2-1 G3 ②			5	1	2	1	0	0	5
Bobby Abreu, L (1, 9) OBP: 0.447, SLG: 0.467	C B C B F X 2-2 FC5-4 2-3 1B		X 0-0 S 2B 1B	C S B X 1-2 L4 ③		B C F F X 1-2 2B 27 1B 2-3 1B	I I I I 4-0 IBB			4	2	3	0	1	0	2
Pat Burrell, R (1, 7) OBP: 0.376, SLG: 0.508 Geoff Geary, R (8, 1) OBP: 0.333, SLG: 0.667 Rick White, R (9, 1)	C X 0-1 F9 ①	F X 0-1 F8 ①			X 0-0 BB 27 1B 1B	C B S B F F 1 SAFE F X 2-2 27 E 1-3 3-H 2B	B C C B C 2-3 K ③			5 0 0	2 0 0	2 0 0	1 0 0	0 0 0	1 0 0	6 0 0
Aaron Rowand, R (1, 8) OBP: 0.317, SLG: 0.434	B F 1 SAFE X 1-1 FC5-4 27 FC6-4 1-2f 3-H ②		B B C 1 SAFE 1 SAFE C B X 3-2 WP 1-H 2B		B B B B 4-0 27 1B 1-2 SF7 BB	X 0-0 G6-3 ②		B B X 2-0 P4 ①		4	1	1	2	1	0	3
27 Chris Coste, R (1, 2) OBP: 0.340, SLG: 0.356	1 SAFE 1 SAFE B X 1-0 FC6-4 1-2f ③		B X 1-0 P3 ②		X 0-0 FC4-6 1-3 2-H 1B	B S X 1-1 E1 2-H 3-H 1B		F B C S 1-3 K ②		5	0	2	2	0	1	2
David Bell, R (1, 5) OBP: 0.334, SLG: 0.362		X 0-0 G5-3 1B	B C C B X 2-2 G1-3 2-3 ③		F X 0-1 SF7 3-H ①	B F X 1-1 L5 ③		B B B B 4-0 BB		3	0	1	1	1	0	2
Abraham Nunez, S (1, 4) OBP: 0.168, SLG: 0.194		C C F F B B X 1-2 G5-3 1-2 ①		X 0-0 G4-3 ①	B S X 1-1 FC4-6 1-2f ②		X 0-0 F7 ①	C B F F S 1-3 K ③		5	0	0	0	0	1	3
35 Cole Hamels, L (1, 1) Chris Roberson, S (5, PH) OBP: 0.056, SLG: 0.056 Ryan Franklin, R (6, 1) David Dellucci, L (7, PH) OBP: 0.353, SLG: 0.593 (8, 7) 8 Shane Victorino, S (9, 7) OBP: 0.335, SLG: 0.432		B B B B 4-0 BB		X 0-0 G4-3 ②	S F F S 0-3 K ③		X 0-0 11 E 11 1B 1B			1 1 0 1 0	0 0 0 0 0	0 0 0 1 0	0 0 0 0 0	1 1 0 0 0	0 1 0 0 0	0 1 0 0 0
Inning Stats	R: 2 E: 1 K: 0 S: 16 H: 2 LOB: 1 BB: 0 P: 23	R: 0 E: 0 K: 1 S: 14 H: 1 LOB: 2 BB: 1 P: 20	R: 1 E: 0 K: 0 S: 10 H: 2 LOB: 1 BB: 0 P: 16	R: 0 E: 0 K: 0 S: 7 H: 1 LOB: 2 BB: 1 P: 13	R: 2 E: 0 K: 1 S: 10 H: 2 LOB: 1 BB: 1 P: 15	R: 3 E: 1 K: 0 S: 21 H: 4 LOB: 1 BB: 0 P: 30	R: 0 E: 1 K: 1 S: 9 H: 2 LOB: 3 BB: 1 P: 19	R: 0 E: 0 K: 2 S: 8 H: 0 LOB: 1 BB: 1 P: 16		1B: 10 2B: 4 3B: 0 HR: 0	SF: 1 SAC: 0 DP: 0 HBP: 0					

BOTTOM

Pittsburgh Pirates @ Philadelphia Phillies
Citizens Bank Park, Philadelphia, PA
Sun Jul 09 2006, 1:35 PM EDT
Att. 32,527 - Sunny - 80 F

livebaseballscorecards.com

AB	38
R	8
H	14
RBI	7
BB	5
SO	5
LOB	26

WP: 1 PA: 44
PB: 0
SB: 1
CS: 0

PITCHER		IP	WLS	BF	H	R	ER	SO	BB	IBB	HBP	BLK	WP	HR	S	P	ERA	WHIP
57 Zach Duke, L ERA: 5.17	(1, 1)	5.1	L	30	10	7	5	2	3	0	0	0	1	0	67	102	8.44	2.438
55 Matt Capps, R ERA: 3.21	(6, 1)	0.2		4	2	1	0	0	0	0	0	0	0	0	11	15	0.00	3.000
Roberto Hernandez, R ERA: 2.56	(7, 1)	1.0		6	2	0	0	1	0	1	0	0	0	0	9	19	0.00	2.000
Michael Gonzalez, L ERA: 2.52	(8, 1)	1.0		4	0	0	0	2	1	0	0	0	0	0	8	16	0.00	1.000

PITCHER	IP	WLS	BF	H	R	ER	SO	BB	IBB	HBP	BLK	WP	HR	S	P	ERA	WHIP

Batter	1	2	3	4	5	6	7	8	9	AB	R	H	RBI	BB	SO	LOB
Alfonso Soriano, R (1, 7) OBP: 0.344, SLG: 0.559	F X 0-1 G2-3 2B		X 0-0 ① F9	C S B F F B B B 4-2 1-2 BB		S C D B B B D 4-2 WP 1-2 2-3 BB		B C F X 1-2 1-H 3B		3	0	2	1	2	0	0
Felipe Lopez, S (1, 6) OBP: 0.354, SLG: 0.389	X 0-0 ① G2-3 2-3		B B C F X 2-2 ② F8	C S D F S 1-3 ③ K		B X 1-0 ③ G3 1-2 2-3 3-H		C B S D F B D 4-2 BB BB		4	0	0	0	1	1	6
Jose Vidro, S (1, 4) OBP: 0.361, SLG: 0.407	X 0-0 ② G1-3		X 0-0 HR		B B X 2-0 ① G5-3		C X 0-1 ① G4-3	B F B B F B 4-2 1-2 BB		4	1	1	1	1	0	1
25 Austin Kearns, R (1, 8) OBP: 0.351, SLG: 0.488	B B S B X 3-1 ③ G5-3		B B B C B 4-1 BB		F F B H 2-2 24 L3 HBP		F B B C X 2-2 ② G5-3	X 0-0 ③ G5-3		3	0	0	0	1	0	4
24 Nick Johnson, L (1, 3) OBP: 0.423, SLG: 0.541		X 0-0 11 1B 1B 2B	B C 1 SAFE B B C X 3-2 ③ G3		B C B F X 2-2 ② ③ L3 1-1		X 0-0 1B		B B C B C F B 4-2 G5-4-3 BB	4	1	2	0	1	0	2
11 Ryan Zimmerman, R (1, 5) OBP: 0.350, SLG: 0.476		C B C X 1-2 FC3-4-6 1B 2-3 1B		B B X 2-0 ① G6-3		B X 1-0 BB 1B WP 1B	C D B F X 2-2 ③ F7		C D D C F F X 2-2 ① F8	5	1	2	0	0	0	2
Jose Guillen, R (1, 9) OBP: 0.273, SLG: 0.396		C B X 1-1 FC3-4-6 1-2 3-H 1B		B B B B 4-0 G3-1 S BB		B B X 2-0 ① F9		S S B F S 1-3 ① K	X 0-0 ② ③ G5-4-3 1-2f	4	0	1	1	1	1	2
Brian Schneider, L (1, 2) OBP: 0.301, SLG: 0.306		B X 1-0 ① FC3-4-6 G1-6-3 1-2f 2-3		C D S X 1-2 ② G3-1 1-3		B F S S 1-3 ② K		C B S S 1-3 ② K		4	0	0	0	0	2	4
Ramon Ortiz, R (1, 1) OBP: 0.147, SLG: 0.094 Matthew LeCroy, R (6, PH) OBP: 0.350, SLG: 0.373 52 Saul Rivera, S (6, 1) Mike Stanton, L (7, 1) Marlon Anderson, L (8, PH) OBP: 0.319, SLG: 0.448 Jon Rauch, R (8, 1)		F L X 0-2 ② ③ G1-6-3 1-2f		B B B B 4-0 BB BB		B X 1-0 WP BB 1-2 1B		C C X 0-2 3B 1B		1 1 0 0 1 0	0 0 0 0 1 0	0 1 0 0 1 0	0 0 0 0 0 0	1 0 0 0 0 0	0 0 0 0 0 0	2 0 0 0 0 0
Inning Stats	R: 0 E: 0 K: 0 S: 6 H: 1 LOB: 1 BB: 0 P: 9	R: 1 E: 0 K: 0 S: 10 H: 3 LOB: 1 BB: 0 P: 13	R: 1 E: 0 K: 0 S: 9 H: 1 LOB: 1 BB: 1 P: 18	R: 0 E: 0 K: 1 S: 12 H: 0 LOB: 3 BB: 3 P: 28	R: 0 E: 0 K: 0 S: 6 H: 0 LOB: 0 BB: 0 P: 12	R: 1 E: 0 K: 1 S: 9 H: 2 LOB: 2 BB: 1 P: 19	R: 0 E: 0 K: 0 S: 9 H: 1 LOB: 1 BB: 0 P: 13	R: 1 E: 0 K: 2 S: 19 H: 2 LOB: 3 BB: 2 P: 30	R: 0 E: 0 K: 0 S: 9 H: 0 LOB: 0 BB: 1 P: 15	1B: 6 2B: 3 3B: 1 HR: 1 SF: 0 SAC: 0 DP: 3 HBP: 1						

PITCHER		IP	WLS	BF	H	R	ER	SO	BB	IBB	HBP	BLK	WP	HR	S	P	ERA	WHIP
57 Zach Duke, L ERA: 5.15	(1, 1)	5.2	W	27	7	3	3	2	4	0	1	0	0	1	49	91	4.76	1.941
16 Salomon Torres, R ERA: 4.53	(6, 1)	1.1	H	6	1	0	0	0	1	0	0	0	1	0	12	21	0.00	1.500
Roberto Hernandez, R ERA: 2.75	(8, 1)	0.2	H	6	2	1	1	2	2	0	0	0	0	0	18	29	13.50	6.000
55 Matt Capps, R ERA: 3.19	(8, 1)	0.1	H	1	0	0	0	0	0	0	0	0	0	0	1	1	0.00	0.000
Michael Gonzalez, L ERA: 2.45	(9, 1)	1.0	S	3	0	0	0	0	1	0	0	0	0	0	9	15	0.00	1.000

PITCHER	IP	WLS	BF	H	R	ER	SO	BB	IBB	HBP	BLK	WP	HR	S	P	ERA	WHIP

TOP

Washington Nationals @ Pittsburgh Pirates

PNC Park, Pittsburgh, PA

Fri Jul 14 2006, 7:05 PM EDT

Att. 26,720 - Partly Cloudy - 83 F

livebaseballscorecards.com

AB	34
R	4
H	10
RBI	3
BB	8
SO	4
LOB	23

WP: 1 PA: 43
PB: 0
SB: 1
CS: 0

Batter	1	2	3	4	5	6	7	8	9	AB	R	H	RBI	BB	SO	LOB
13 Nate McLouth, L (1, 9) OBP: 0.307, SLG: 0.369	X 0-0 ① P5	B B C B F F F F B 4-2 1-2 2-3 BB		C B F X 1-2 ③ G3		B B X 2-0 ③ P6		B F X 1-1 2 E 2B 2-H		4	1	1	1	1	0	1
2 Jack Wilson, R (1, 6) OBP: 0.298, SLG: 0.376	B C F X 1-2 ② L7	C F B X 1-2 SF7 ② 3-H			B F X 1-1 2B 2B		C X 0-1 1B 1B	B B F B X 3-1 E5 12 DI 12 1B 1B 2-H		4	1	3	1	0	0	0
12 Freddy Sanchez, R (1, 5) OBP: 0.396, SLG: 0.522 (8, 4)	C B F T X 1-2 1B 2B	X 0-0 ③ P4			B F X 1-1 ① P4		B 1 SAFE X 1-0 ① F9	B B F B C X 3-2 ③ 1-H 1B		5	1	2	0	0	0	4
Jason Bay, R (1, 7) OBP: 0.393, SLG: 0.543	F S B B X 2-2 2B 2-H 1B	C X 0-1 ① P4			B B C F F B X 3-2 2B 2-H		X 0-0 FC6-4 1-2 1B			4	1	3	2	0	0	0
Sean Casey, L (1, 3) OBP: 0.379, SLG: 0.426	C B X 1-1 1-H 2B	X 0-0 ② G6-3			B I I I 4-0 G5-4-3 IBB		B C S B F F C 2-3 ② K			3	0	1	1	1	1	2
Jose Castillo, R (1, 4) OBP: 0.330, SLG: 0.437 55 Matt Capps, R (8, 1) Michael Gonzalez, R (9, 1)	B B C F X 2-2 ③ F8	X 0-0 ③ F8			X 0-0 ② ③ G5-4-3 1-2f		X 0-0 ③ FC6-4 1-2f			4 0 0	0 0 0	0 0 0	0 0 0	0 0 0	0 0 0	5 0 0
José Bautista, R (1, 8) OBP: 0.367, SLG: 0.524		B C B S X 2-2 13 BB 2 SF7 26 E 1B		B X 1-0 HR		C X 0-1 26 G6-4-3 1B		C S X 0-2 ① L4		4	2	3	1	0	0	0
26 Ronny Paulino, R (1, 2) OBP: 0.359, SLG: 0.398		C F X 0-2 E6 13 BB 1-2		C F B B X 2-2 ① G3		X 0-0 ① ② G6-4-3 1-2f		X 0-0 13 2B 2B		4	1	1	0	0	0	2
57 Zach Duke, L (1, 1) OBP: 0.250, SLG: 0.282 16 Salomon Torres, R (6, 1) OBP: 0.250, SLG: 0.250 Roberto Hernandez, R (8, 1) Joe Randa, R (8, 5) OBP: 0.308, SLG: 0.372		L X 0-1 ① B2		X 0-0 ② G2-3		S X 0-1 1B		C C B T 1-2 ② K		2 1 0 1	0 0 0 0	0 1 0 0	0 0 0 0	0 0 0 0	0 0 0 1	2 0 0 1
Inning Stats	R: 2 E: 0 K: 0 S: 18 H: 3 LOB: 1 BB: 0 P: 25	R: 1 E: 1 K: 0 S: 17 H: 1 LOB: 2 BB: 1 P: 24	R: 0 E: 0 K: 0 S: 4 H: 0 LOB: 0 BB: 0 P: 4	R: 1 E: 0 K: 0 S: 8 H: 1 LOB: 0 BB: 0 P: 12	R: 1 E: 0 K: 0 S: 9 H: 2 LOB: 1 BB: 1 P: 18	R: 0 E: 0 K: 0 S: 6 H: 2 LOB: 1 BB: 0 P: 8	R: 0 E: 0 K: 1 S: 10 H: 2 LOB: 2 BB: 0 P: 13	R: 2 E: 1 K: 1 S: 14 H: 4 LOB: 2 BB: 0 P: 22		1B: 8 2B: 6 3B: 0 HR: 1 SF: 1 SAC: 0 DP: 2 HBP: 0						

PITCHER		IP	WLS	BF	H	R	ER	SO	BB	IBB	HBP	BLK	WP	HR	S	P	ERA	WHIP
Ramon Ortiz, R ERA: 4.95	(1, 1)	5.0	L	24	7	5	4	0	1	1	0	0	0	1	56	83	7.20	1.600
52 Saul Rivera, R ERA: 5.73	(6, 1)	1.1		7	4	0	0	0	0	0	0	0	0	0	10	13	0.00	3.000
Mike Stanton, L ERA: 4.69	(7, 1)	0.2		2	0	0	0	1	0	0	0	0	0	0	6	8	0.00	0.000
Jon Rauch, R ERA: 3.5	(8, 1)	1.0		6	4	2	2	1	0	0	0	0	0	0	14	22	18.00	4.000

PITCHER	IP	WLS	BF	H	R	ER	SO	BB	IBB	HBP	BLK	WP	HR	S	P	ERA	WHIP

BOTTOM

Washington Nationals @ Pittsburgh Pirates

PNC Park, Pittsburgh, PA

Fri Jul 14 2006, 7:05 PM EDT
Att. 26,720 - Partly Cloudy - 83 F

livebaseballscorecards.com

AB	36
R	7
H	15
RBI	6
BB	2
SO	2
LOB	17

WP: 0 PB: 0 SB: 0 CS: 0 PA: 39

Washington Nationals @ Pittsburgh Pirates

PNC Park, Pittsburgh, PA

Sat Jul 15 2006, 7:05 PM EDT

Att. 32,626 - Partly Cloudy - 80 F

livebaseballscorecards.com

TOP

Batter	1	2	3	4	5	6	7	8	9	AB	R	H	RBI	BB	SO	LOB
Alfonso Soriano, R (1, 7) OBP: 0.351, SLG: 0.568	HR	IBB		K		FC3-6 1B 1B	IBB		S BB	3	1	2	1	3	1	0
Felipe Lopez, S (1, 6) OBP: 0.356, SLG: 0.387	CS BB	K		1B BB		0-0 FC3-6 1-2 1B	K		3-3 K 1-2	4	0	1	0	2	3	7
Jose Vidro, S (1, 4) OBP: 0.362, SLG: 0.410	3-2 G1-3 1-2	F7		11 FC6-4 1-2 1B		1-2 FC3-6 1-2f 2-3		1-0 11 1B 2B		5	1	2	0	0	0	6
24 Nick Johnson, L (1, 3) OBP: 0.420, SLG: 0.538	K		3-1 11 SH5-3 1B 2B	F5		1-2 G4-3		3-2 G1-3		5	1	1	0	0	1	5
11 Ryan Zimmerman, R (1, 5) OBP: 0.352, SLG: 0.480		2-2 2B 2B	0-0 SH5-3 2-3	0-1 FC6-4 1-2f			1-1 G4-3	1-1 25 G2-3 2-H 1B		4	1	2	1	0	0	2
25 Austin Kearns, R (1, 8) (8, 9) OBP: 0.352, SLG: 0.483		4-0 2B BB	4-2 1B BB		1-3 K		1-3 K	0-0 G2-3 1-2		3	1	0	0	2	2	1
Jose Guillen, R (1, 9) OBP: 0.275, SLG: 0.401 Luis Matos, R (8, 8) OBP: 0.278, SLG: 0.331	0-1 SH2-4 1-H 2-H 2B		3-2 P6		1-2 G6-3		1-1 1B 44 1B 1B	1-1 L7		5	1	2	2	0	0	3
										0	0	0	0	0	0	0
Brian Schneider, L (1, 2) OBP: 0.307, SLG: 0.309	4-1 SH2-4 BB		1-1 1-2 3-H 1B		3-3 K		2-2 44 E 44 1B 1-3 1B		0-1 F7	4	0	2	1	1	1	0
Pedro Astacio, R (1, 1) Mike Stanton, L (6, 1) Kevin Gryboski, R (6, 1) 44 Alex Escobar, R (7, PH) OBP: 0.500, SLG: 0.750 59 Micah Bowie, L (7, 1) Roy Corcoran, R (8, 1)	0-1 SH2-4 1-2 2-3		0-3 K			0-0 G1-3	2-2 E6 1-3 3-H 1B		1-3 K	2	0	0	0	0	1	2
										0	0	0	0	0	0	0
										0	0	0	0	0	0	0
										1	0	1	1	0	0	0
										0	0	0	0	0	0	0
										1	0	0	0	0	1	0

	AB	37
	R	6
	H	13
	RBI	6
	BB	8
	SO	10
	LOB	26

Inning Stats										
	R: 1	H: 1	R: 2	H: 2	R: 1	H: 2	R: 0	H: 1	R: 0	H: 0
	E: 0	LOB: 0	E: 0	LOB: 3	E: 0	LOB: 2	E: 0	LOB: 2	E: 0	LOB: 0
	K: 1	BB: 1	K: 1	BB: 3	K: 1	BB: 1	K: 1	BB: 1	K: 2	BB: 0
	S: 11	P: 20	S: 16	P: 33	S: 16	P: 27	S: 11	P: 19	S: 10	P: 15

	R: 0	H: 2	R: 1	H: 3	R: 1	H: 2	R: 0	H: 0	1B: 8	SF: 0	WP: 0	PA: 47
	E: 0	LOB: 2	E: 1	LOB: 3	E: 0	LOB: 1	E: 0	LOB: 1	2B: 4	SAC: 2	PB: 0	
	K: 0	BB: 0	K: 2	BB: 1	K: 0	BB: 0	K: 2	BB: 1	3B: 0	DP: 0	SB: 1	
	S: 12	P: 16	S: 19	P: 32	S: 9	P: 15	S: 10	P: 18	HR: 1	HBP: 0	CS: 1	

PITCHER		IP	WLS	BF	H	R	ER	SO	BB	IBB	HBP	BLK	WP	HR	S	P	ERA	WHIP
45 Ian Snell, R ERA: 4.85	(1, 1)	5.0		26	6	4	4	6	5	1	0	0	0	1	64	114	7.20	2.200
55 Matt Capps, R ERA: 3.26	(6, 1)	1.2		8	3	1	1	1	0	0	0	0	0	0	20	27	5.40	1.800
Damaso Marte, L ERA: 2.97	(7, 1)	0.0	B	3	2	0	0	0	0	1	0	0	0	0	8	16	∞	∞
16 Salomon Torres, R ERA: 4.5	(7, 1)	0.1		1	0	0	0	1	0	0	0	0	0	0	3	5	0.00	0.000
Roberto Hernandez, R ERA: 2.9	(8, 1)	1.0		5	2	1	1	0	0	0	0	0	0	0	9	15	9.00	2.000

PITCHER		IP	WLS	BF	H	R	ER	SO	BB	IBB	HBP	BLK	WP	HR	S	P	ERA	WHIP
Michael Gonzalez, L ERA: 2.39	(9, 1)	1.0	W	4	0	0	0	2	1	0	0	0	0	0	10	18	0.00	1.000

BOTTOM

Washington Nationals @ Pittsburgh Pirates

PNC Park, Pittsburgh, PA

Sat Jul 15 2006, 7:05 PM EDT

Att. 32,626 - Partly Cloudy - 80 F

livebaseballscorecards.com

Batter	1	2	3	4	5	6	7	8	9	AB	R	H	RBI	BB	SO	LOB
13 Nate McLouth, L (1, 9) OBP: 0.302, SLG: 0.362	C C C 0-3 ① K	C X 0-1 ③ G4-3		B B B C F F F S 3-3 ③ K		X 0-0 ② G4-3 2-3		B X 1-0 ① SH1-4 2-3		4	0	0	0	0	2	2
2 Jack Wilson, R (1, 6) OBP: 0.302, SLG: 0.379	B X 1-0 12 2B 1B 1B		B B B C B 4-1 12 2B BB		C S F B X 1-2 ① F9	X 0-0 3-H 1B		C B B X 2-1 ② SF8 3-H		3	2	2	2	1	0	0
12 Freddy Sanchez, R (1, 5) (6, 4) OBP: 0.396, SLG: 0.526	C X 0-1 1B 1-3 2B		1 SAFE C C B X 1-1 1-H 2B		C C X 0-2 ② G1-3	C B S S 1-3 ③ K		F X 0-1 ③ G1-3		5	1	2	1	0	1	1
Jason Bay, R (1, 7) OBP: 0.396, SLG: 0.541	B B X 2-0 G1-3 BB 2-H 3-H 1B	X 0-0 ① F9			B C B B B 4-1 1B BB		B S S B S 2-3 ① K		B B B C B 4-1 1B 26 1B 1B BB	3	1	1	2	2	1	1
Sean Casey, L (1, 3) OBP: 0.395, SLG: 0.436	B B C B B 4-1 G1-3 1-2 BB		B B B I 4-0 G5-4-3 IBB		C B X 1-1 1-3 1B		C X 0-1 BB 1B		C B X 1-1 26 1B 1-2 1B 1B	3	0	3	0	2	0	0
Jose Castillo, R (1, 4) OBP: 0.327, SLG: 0.433 55 Matt Capps, R (6, 1) Damaso Marte, L (7, 1) 16 Salomon Torres, R (7, 1) OBP: 0.250, SLG: 0.250 Craig Wilson, R (7, PH) OBP: 0.346, SLG: 0.483 Roberto Hernandez, R (8, 1) Michael Gonzalez, R (9, 1) José Hernández, R (9, PH) OBP: 0.305, SLG: 0.368	X 0-0 ② G1-3 1-2 2-3	B B X 2-0 ② ③ G5-4-3 1-2f			B B C X 2-1 ③ F8		S T S 0-3 ② K		B B C X 2-1 26 1B 1-2 2-3 1B	3 0 0 0 1 0 0 0 1	0 0 0 0 0 0 0 0 0	0 0 0 0 0 0 0 0 1	0 0 0 0 0 0 0 0 0	0 0 0 0 1 0 0 0 1	0 0 0 0 1 0 0 0 0	6 0 0 0 1 0 0 0 1
José Bautista, R (1, 8) OBP: 0.368, SLG: 0.518	C B B F X 2-2 ③ F9			B X 1-0 ① L6		C B X 1-1 2B 1B	C S B F D B F F B 4-2 1-2 BB		C B F S 1-3 ① K	4	1	1	0	1	1	5
26 Ronny Paulino, R (1, 2) OBP: 0.359, SLG: 0.398		F B X 1-1 ① F8		C B B X 2-1 45 G3-1 1B		B L X 1-1 ① F9	C F B X 1-2 ③ F9		C B F F F X 1-2 2-3 3-H 1B	5	0	2	1	0	0	3
45 Ian Snell, R (1, 1) OBP: 0.107, SLG: 0.038 Joe Randa, R (6, 5) OBP: 0.318, SLG: 0.398		X 0-0 ② G3-1		C L B B B X 3-2 ② G3-1 1-2		1 SAFE B F C F F X 1-2 13 G4-3 2 1B 1-H 2B		F B F X 1-2 13 SH1-4 2 SF8 2B		2 2	0 2	0 2	0 1	0 0	0 0	1 0
Inning Stats	R: 2 E: 0 K: 1 S: 12 H: 3 LOB: 2 BB: 1 P: 21	R: 0 E: 0 K: 0 S: 5 H: 0 LOB: 0 BB: 0 P: 6	R: 1 E: 0 K: 0 S: 5 H: 1 LOB: 1 BB: 2 P: 16	R: 0 E: 0 K: 1 S: 11 H: 1 LOB: 1 BB: 0 P: 20	R: 0 E: 0 K: 0 S: 12 H: 1 LOB: 2 BB: 1 P: 20	R: 2 E: 0 K: 1 S: 14 H: 3 LOB: 1 BB: 0 P: 18	R: 0 E: 0 K: 2 S: 16 H: 1 LOB: 2 BB: 1 P: 23	R: 1 E: 0 K: 0 S: 8 H: 1 LOB: 0 BB: 0 P: 12	R: 1 E: 0 K: 1 S: 13 H: 3 LOB: 3 BB: 1 P: 22	1B: 10 2B: 4 3B: 0 HR: 0		SF: 1 SAC: 1 DP: 1 HBP: 0		WP: 0 PB: 0 SB: 0 CS: 0		PA: 44

	AB	36
	R	7
	H	14
	RBI	7
	BB	6
	SO	6
	LOB	20

PITCHER		IP	WLS	BF	H	R	ER	SO	BB	IBB	HBP	BLK	WP	HR	S	P	ERA	WHIP
Pedro Astacio, R ERA: 6.43	(1, 1)	5.1		27	8	5	5	2	3	1	0	0	0	0	54	95	8.44	2.062
Mike Stanton, L ERA: 4.65	(6, 1)	0.1		1	0	0	0	0	0	0	0	0	0	0	1	1	0.00	0.000
Kevin Gryboski, R ERA:	(6, 1)	0.1		2	1	0	0	1	0	0	0	0	0	0	4	5	0.00	3.000
59 Micah Bowie, L ERA: 1.8	(7, 1)	1.1		7	2	1	1	2	1	0	0	0	0	0	20	29	6.75	2.250
Roy Corcoran, R ERA: 9.0	(8, 1)	1.0	L	7	3	1	1	1	1	0	0	0	0	0	17	28	9.00	4.000

PITCHER	IP	WLS	BF	H	R	ER	SO	BB	IBB	HBP	BLK	WP	HR	S	P	ERA	WHIP

Washington Nationals @ Pittsburgh Pirates

PNC Park, Pittsburgh, PA

Sun Jul 16 2006, 1:35 PM EDT

Att. 18,908 - Sunny - 85 F

livebaseballscorecards.com

Batter	1	2	3	4	5	6	7	8	9	10	11	AB	R	H	RBI	BB	SO	LOB
Alfonso Soriano, R (1, 7) OBP: 0.354, SLG: 0.576	F7		HR		FC5-4		G4-3		S SH2-4		SH	5	2	3	1	0	0	1
Felipe Lopez, S (1, 6) OBP: 0.351, SLG: 0.382	G2-3		K		FC4-6		G4-3		SH2-4		K	5	0	0	0	0	2	4
Jose Vidro, S (1, 4) OBP: 0.364, SLG: 0.406	K		G5-3			11 1B 24 G1 BB	G4-3		11 FC5-4 BB		24 2B 2B IBB	3	1	0	0	3	1	1
24 Nick Johnson, L (1, 3) OBP: 0.424, SLG: 0.546		S 2B		1B		G1		11 1B 13 1B BB			2B 2B	5	2	3	2	1	1	3
11 Ryan Zimmerman, R (1, 5) OBP: 0.354, SLG: 0.479		K		F7		25 G6-4-3 1B		13 1B 1B	FC5-4		2B IBB	5	0	2	0	1	1	4
25 Austin Kearns, R (1, 8) (11, 9) OBP: 0.349, SLG: 0.478		S 1B		K		G6-4-3		P4		F7	F8	6	0	1	0	0	1	8
Jose Guillen, R (1, 9) OBP: 0.277, SLG: 0.401		K		G5-3				P4		G1-3	2B	5	1	1	2	1	1	5
Jon Rauch, R (11, 1)												0	0	0	0	0	0	0
13 Robert Fick, L (1, 2) OBP: 0.309, SLG: 0.344		F8			G6-3		F8	1B		G1-3	K K	6	0	1	1	0	2	5
Livan Hernandez, R (1, 1) 44 Alex Escobar, R (7, PH) 52 Saul Rivera, S (7, 1) Daryle Ward, L (8, PH) Kevin Gryboski, R (8, 1) 32 Chad Cordero, R (8, 1) Mike Stanton, L (10, 1) Marlon Anderson, L (11, PH) OBP: 0.324, SLG: 0.400 Luis Matos, R (11, 8) OBP: 0.276, SLG: 0.331			G6-3		FC5-4			HR			SH 2B	2 1 0 1 0 0 0 0	0 1 0 0 0 0 0 0	1 1 0 0 0 0 0 0	0 2 0 0 0 1 0 0	0 0 0 0 0 0 0 0	0 0 0 0 0 0 0 0	0 0 0 0 0 2 0 0
Inning Stats	R: 0 E: 0 K: 1 S: 9 H: 0 LOB: 0 BB: 0 P: 13	R: 0 E: 0 K: 2 S: 11 H: 2 LOB: 2 BB: 0 P: 19	R: 1 E: 0 K: 1 S: 6 H: 1 LOB: 0 BB: 0 P: 12	R: 0 E: 0 K: 1 S: 9 H: 1 LOB: 1 BB: 0 P: 12	R: 0 E: 0 K: 0 S: 7 H: 1 LOB: 1 BB: 0 P: 10	R: 0 E: 0 K: 0 S: 6 H: 1 LOB: 1 BB: 1 P: 13	R: 2 E: 0 K: 0 S: 11 H: 2 LOB: 1 BB: 1 P: 21	R: 1 E: 0 K: 1 S: 15 H: 2 LOB: 2 BB: 1 P: 22	R: 0 E: 0 K: 1 S: 8 H: 1 LOB: 2 BB: 1 P: 14	R: 0 E: 0 K: 1 S: 9 H: 0 LOB: 0 BB: 0 P: 13	R: 4 E: 1 K: 2 S: 19 H: 3 LOB: 2 BB: 2 P: 38	1B: 8 2B: 4 3B: 0 HR: 2	SF: 0 SAC: 2 DP: 1 HBP: 0					

PITCHER		IP	WLS	BF	H	R	ER	SO	BB	IBB	HBP	BLK	WP	HR	S	P	ERA	WHIP
28 Paul Maholm, L ERA: 5.05	(1, 1)	6.1		27	7	3	3	5	2	0	0	0	0	2	52	89	4.26	1.421
16 Salomon Torres, R ERA: 4.45	(7, 1)	0.2		3	1	0	0	0	0	0	0	0	0	0	7	11	0.00	1.500
Damaso Marte, L ERA: 3.24	(8, 1)	0.0		1	0	1	1	0	1	0	0	0	0	0	3	7	∞	∞
55 Matt Capps, R ERA: 3.22	(8, 1)	0.2		4	2	0	0	0	0	0	0	0	0	0	8	8	0.00	3.000
34 John Grabow, L ERA: 4.91	(8, 1)	0.1		1	0	0	0	1	0	0	0	0	0	0	4	7	0.00	0.000

PITCHER		IP	WLS	BF	H	R	ER	SO	BB	IBB	HBP	BLK	WP	HR	S	P	ERA	WHIP
Michael Gonzalez, L ERA: 2.27	(9, 1)	2.0		8	1	0	0	2	1	0	0	0	0	0	17	27	0.00	1.000
Roberto Hernandez, R ERA: 3.1	(11, 1)	0.1	L	6	2	4	1	1	0	2	0	0	0	0	14	27	27.00	6.000
Victor Santos, R ERA: 4.78	(11, 1)	0.2		3	1	0	0	1	0	0	0	0	0	0	5	11	0.00	1.500

AB	45
R	8
H	14
RBI	8
BB	6
SO	10
LOB	33
PA	53
WP	0
PB	0
SB	4
CS	0

Batter	1	2	3	4	5	6	7	8	9	10	11	AB	R	H	RBI	BB	SO	LOB
José Bautista, R (1, 8) OBP: 0.367, SLG: 0.518	C F B X 1-2 2 G4-3 12 1B 2B	X 0-0 ② F8			B C B X 2-1 2 G4-6-3 1B		C S X 0-2 ② G6-3 1-2 2-3		C B B X 2-1 ② L7		C F B C 1-3 ② K	6	1	2	0	0	1	3
2 Jack Wilson, R (1, 6) OBP: 0.300, SLG: 0.375	L X 0-1 ① G4-3 2-3	C F B S 1-3 ③ K			C B X 1-1 ①② G4-6-3 1-2f		C S B B F B C 3-3 ③ K		C X 0-1 12 1B 1B		B X 1-0 ③ P3	6	0	1	0	0	2	5
12 Freddy Sanchez, R (1, 5) OBP: 0.396, SLG: 0.524	X 0-0 2B 1B 1B 3-H		B B X 2-0 ① F9		B B B C F S 3-3 ③ K			X 0-0 ① L4	1 SAFE X 0-0 1-2 1B			5	1	2	1	0	1	0
Jason Bay, R (1, 7) OBP: 0.396, SLG: 0.541	1 C S B B 1 SAFE 1 SAFE 1 SAFE 3-2 F X 1-3 1B 2B		C F X 0-2 ② F8			F C C 0-3 ① K		C B H 2-1 1B 1B HBP	C B X 1-1 ③ F9			4	2	1	0	0	1	2
Sean Casey, L (1, 3) OBP: 0.390, SLG: 0.429	B B B B C X 3-1 G4-3 2-H 3-H 1B		C F B B X 2-2 ③ G6-3			B F C X 1-1 ② L6		X 0-0 ② L4		F X 0-1 ① G3		5	0	1	2	0	0	1
Jeremy Burnitz, L (1, 9) OBP: 0.276, SLG: 0.416 Craig Wilson, R (10, PH) OBP: 0.348, SLG: 0.485 (11, 9)	F B B X 2-1 ② G4-3 2-3			B C X 1-1 ① G4-3		B F S X 1-2 ③ G3		F X 0-1 1B 1-3 1B		X 0-0 1B		4 1	0 0	1 1	0 0	0 0	0 0	1 0
Jose Castillo, R (1, 4) OBP: 0.331, SLG: 0.434	B X 1-0 ③ F9			F B B C F F X 2-2 1B			B B B C B 4-1 11 FC6-4 BB	C X 0-1 1-2 3-H 1B		C 1 SAFE F X 0-2 ② L9		4	0	2	1	1	0	2
11 Humberto Cota, R (1, 2) OBP: 0.289, SLG: 0.237 Joe Randa, R (8, PH) OBP: 0.316, SLG: 0.395 Michael Gonzalez, R (9, 1) José Hernández, R (10, PH) OBP: 0.301, SLG: 0.364 Roberto Hernandez, R (11, 1) Victor Santos, R (11, 1) OBP: 0.080, SLG: 0.080		C B X 1-1 28 SH3-4 1B		X 0-0 ② P3			C S X 0-2 ① FC6-4 G6-3 13 BB 1-2f	B F X 1-1 ③ L4		B B F F X 2-2 ③ F8		3 1 0 1 0 0 0	0 0 0 0 0 0 0	1 0 0 0 0 0 0	0 0 0 0 0 0 0	0 0 0 0 0 0 0	0 0 0 0 0 0 0	2 2 0 1 0 0 0
28 Paul Maholm, L (1, 1) OBP: 0.206, SLG: 0.156 16 Salomon Torres, R (7, 1) OBP: 0.250, SLG: 0.250 13 Nate McLouth, L (7, PH) OBP: 0.305, SLG: 0.362 Damaso Marte, L (8, 1) 55 Matt Capps, R (8, 1) 34 John Grabow, L (8, 1) 26 Ronny Paulino, R (9, 2) OBP: 0.357, SLG: 0.395		B L X 1-1 SH3-4 1-2		F B B X 2-1 G6-3			B B B B 4-0 G6-3 1-2 BB		F C B B F S 2-3 ① K		C B F B B X 3-2 ① P3	1 0 0 0 0 0 2	0 0 0 0 0 0 0	0 0 0 1 0 0 1	0 0 0 0 0 0 0	0 0 0 0 0 0 0	0 0 0 0 0 0 1	1 0 0 0 0 0 0
Inning Stats	R: 3 H: 4 E: 0 LOB: 1 K: 0 BB: 0 S: 16 P: 26	R: 0 H: 1 E: 0 LOB: 1 K: 1 BB: 0 S: 8 P: 11	R: 0 H: 0 E: 0 LOB: 0 K: 0 BB: 0 S: 7 P: 11	R: 0 H: 1 E: 0 LOB: 1 K: 0 BB: 0 S: 10 P: 15	R: 0 H: 1 E: 0 LOB: 0 K: 1 BB: 0 S: 7 P: 13	R: 0 H: 0 E: 0 LOB: 0 K: 1 BB: 0 S: 8 P: 10	R: 0 H: 0 E: 0 LOB: 2 K: 1 BB: 2 S: 11 P: 22	R: 1 H: 2 E: 0 LOB: 2 K: 0 BB: 0 S: 9 P: 12	R: 0 H: 2 E: 0 LOB: 2 K: 1 BB: 0 S: 11 P: 16	R: 0 H: 1 E: 0 LOB: 1 K: 0 BB: 0 S: 9 P: 11	R: 0 H: 0 E: 0 LOB: 0 K: 1 BB: 0 S: 7 P: 12	1B: 10 2B: 2 3B: 0 HR: 0	SF: 0 SAC: 1 DP: 1 HBP: 1					

PITCHER		IP	WLS	BF	H	R	ER	SO	BB	IBB	HBP	BLK	WP	HR	S	P	ERA	WHIP
Livan Hernandez, R ERA: 5.87	(1, 1)	6.0		24	7	3	3	3	0	0	0	0	0	0	56	86	4.50	1.167
52 Saul Rivera, R ERA: 5.48	(7, 1)	1.0		5	0	0	0	1	2	0	0	0	0	0	11	22	0.00	2.000
Kevin Gryboski, R ERA: 6.75	(8, 1)	1.0	B	6	2	1	1	0	0	0	1	0	0	0	9	12	9.00	2.000
32 Chad Cordero, R ERA: 3.77	(9, 1)	1.0		5	2	0	0	1	0	0	0	0	0	0	11	16	0.00	2.000
Mike Stanton, L ERA: 4.54	(10, 1)	1.0	W	4	1	0	0	0	0	0	0	0	0	0	9	11	0.00	1.000

PITCHER		IP	WLS	BF	H	R	ER	SO	BB	IBB	HBP	BLK	WP	HR	S	P	ERA	WHIP
Jon Rauch, R ERA: 3.44	(11, 1)	1.0		3	0	0	0	1	0	0	0	0	0	0	7	12	0.00	0.000

BOTTOM

Washington Nationals @ Pittsburgh Pirates

PNC Park, Pittsburgh, PA

Sun Jul 16 2006, 1:35 PM EDT

Att. 18,908 - Sunny - 85 F

livebaseballscorecards.com

AB	43
R	4
H	12
RBI	4
BB	2
SO	6
LOB	20

1B: 10	SF: 0	WP: 0	PA: 47
2B: 2	SAC: 1	PB: 0	
3B: 0	DP: 1	SB: 0	
HR: 0	HBP: 1	CS: 0	

Batter	1	2	3	4	5	6	7	8	9	AB	R	H	RBI	BB	SO	LOB
Jamey Carroll, R (1, 4) OBP: 0.388, SLG: 0.424	C B F F B F F X 2-2 ① G6-3		C X 0-1 ① G5-3		C B C X 1-2 ② L6		B C B X 2-1 ② G5-3			4	0	0	0	0	0	0
12 Clint Barmes, R (1, 6) OBP: 0.256, SLG: 0.349	X 0-0 ② G5-3		B X 1-0 HR		B F B X 2-1 ③ G6-3		B C S F T 1-2 ③ K			4	1	1	1	0	1	0
17 Todd Helton, L (1, 3) OBP: 0.417, SLG: 0.489	F B X 1-1 ③ G4-3		X 0-0 1B		F X 0-1 ① L8			S F F B F B F F 4-2 F B B 27 2B BB		3	0	1	0	1	0	0
5 Matt Holliday, R (1, 7) OBP: 0.381, SLG: 0.572		S S F X 0-2 27 2B 1B	F F C 0-3 ② K		X 0-0 11 FC3-6 27 1B 1B			S F B F B F S 2-3 ① K		4	0	2	0	0	2	2
27 Garrett Atkins, R (1, 5) OBP: 0.389, SLG: 0.505		C C X 0-2 1-3 2B	X 0-0 ③ F8		D C B 1 B F X SAFE 3-2 1-2 11 FC3-6 1B			B B X 2-0 ② 1-H 2B		4	0	3	0	0	0	1
11 Brad Hawpe, L (1, 9) OBP: 0.393, SLG: 0.547		B S F S 1-3 ① K	C B S F B F F B F 3-2 X G6-3 1B		B B C S F S F X 2-2 ② FC3-6 BB 1-2f 2-3			X 0-0 ③ G3-1		4	0	1	0	0	1	5
Jorge Piedra, L (1, 8) OBP: 0.234, SLG: 0.444 18 Cory Sullivan, L (8, 8) OBP: 0.315, SLG: 0.410 Choo Freeman, R (9, PH) OBP: 0.288, SLG: 0.327		B F F T 1-2 ② K	D B S B X 3-1 ① ② G6-3 1-2f		B B B B 4-0 1-2 BB				B C X 1-1 ① G5-3	2 0 1	0 0 0	0 0 0	0 0 0	1 0 0	1 0 0	3 0 0
JD Closser, S (1, 2) OBP: 0.293, SLG: 0.347	I I I I 4-0 IBB		B S X 1-1 ③ G3		C X 0-1 ③ G1-3				C B C F F B F F F 2-3 C ② K	3	0	0	0	1	1	3
49 Byung-Hyun Kim, R (1, 1) OBP: 0.154, SLG: 0.154 61 Ramon E Ramirez, R (8, 1) OBP: 0.667, SLG: 0.667 Ray King, L (8, 1) Scott Dohmann, R (8, 1) Luis Gonzalez, R (9, PH) OBP: 0.257, SLG: 0.367		X 0-0 ③ G4-3			B X 1-0 ① F9		X 0-0 ① F8		B C F X 1-2 ③ F7	3 0 0 0 1	0 0 0 0 0	0 0 0 0 0	0 0 0 0 0	0 0 0 0 0	0 0 0 0 0	3 0 0 0 0
Inning Stats	R: 0 H: 0 E: 0 LOB: 0 K: 0 BB: 0 S: 9 P: 12	R: 0 H: 2 E: 0 LOB: 3 K: 2 BB: 1 S: 14 P: 20	R: 1 H: 2 E: 0 LOB: 1 K: 1 BB: 0 S: 8 P: 9	R: 0 H: 1 E: 0 LOB: 0 K: 0 BB: 0 S: 11 P: 18	R: 0 H: 0 E: 0 LOB: 0 K: 0 BB: 0 S: 6 P: 10	R: 0 H: 2 E: 0 LOB: 3 K: 0 BB: 1 S: 12 P: 21	R: 0 H: 0 E: 0 LOB: 0 K: 1 BB: 0 S: 7 P: 10	R: 0 H: 1 E: 0 LOB: 1 K: 1 BB: 1 S: 15 P: 23	R: 0 H: 0 E: 0 LOB: 0 K: 1 BB: 0 S: 13 P: 17	1B: 5 SF: 0 2B: 2 SAC: 0 3B: 0 DP: 1 HR: 1 HBP: 0						

PITCHER		IP	WLS	BF	H	R	ER	SO	BB	IBB	HBP	BLK	WP	HR	S	P	ERA	WHIP
Kip Wells, R ERA: 9.13	(1, 1)	7.0		29	7	1	1	4	1	1	0	0	0	1	67	100	1.29	1.143
34 John Grabow, L ERA: 4.78	(8, 1)	1.0	W	4	1	0	0	1	1	0	0	0	0	0	15	23	0.00	2.000
55 Matt Capps, R ERA: 3.16	(9, 1)	1.0	S	3	0	0	0	1	0	0	0	0	0	0	13	17	0.00	0.000

PITCHER	IP	WLS	BF	H	R	ER	SO	BB	IBB	HBP	BLK	WP	HR	S	P	ERA	WHIP

Colorado Rockies @ Pittsburgh Pirates

PNC Park, Pittsburgh, PA

Mon Jul 17 2006, 7:05 PM EDT

Att. 18,835 - Clear - 86 F

TOP

livebaseballscorecards.com

AB	33
R	1
H	8
RBI	1
BB	3
SO	6
LOB	17

WP: 0	PA: 36				
PB: 0					
SB: 0					
CS: 0					

Colorado Rockies @ Pittsburgh Pirates

PNC Park, Pittsburgh, PA

Mon Jul 17 2006, 7:05 PM EDT

Att. 18,835 - Clear - 86 F

livebaseballscorecards.com

BOTTOM

Batter	1	2	3	4	5	6	7	8	9	AB	R	H	RBI	BB	SO	LOB
13 Nate McLouth, L (1, 9) OBP: 0.304, SLG: 0.364	1-1 2 G6-3 12 PB 2B		1-1 ① G4-3		1-2 ① F9			2-3 ① K		4	1	1	0	0	1	0
2 Jack Wilson, R (1, 6) OBP: 0.302, SLG: 0.380	0-2 ① G6-3 2-3		2-1 ② G6-3		0-2 12 CS 1B			0-0 12 2B 2B		4	1	2	0	0	0	1
12 Freddy Sanchez, R (1, 5) OBP: 0.401, SLG: 0.529	2-0 FC3-6 1B 3-H 1B		4-2 WP BB		2-2 ②③ P6 1-2			1-0 HBP BB 2-H 2B		3	1	2	1	1	0	1
Jason Bay, R (1, 7) OBP: 0.397, SLG: 0.539	0-0 FC3-6 1-2 1B		1-2 ③ F8 1-2			3-1 ① F9		4-2 BB HBP BB		3	0	1	0	1	0	1
Sean Casey, L (1, 3) OBP: 0.392, SLG: 0.428	0-1 ② FC3-6 1-2f 2-3			0-2 26 BB 1B		1-1 ② G4-3		1-0 BB 1-2 2-3 HBP		3	0	1	0	0	0	2
José Bautista, R (1, 8) OBP: 0.365, SLG: 0.510	1-3 ③ K			2-3 ① K		2-3 ③ K		4-2 1-2 2-3 3-H BB		3	0	0	1	1	3	3
Jose Castillo, R (1, 4) OBP: 0.328, SLG: 0.428		2-3 ① K		1-3 ② K			0-1 ① F7	0-1 ② L4		4	0	0	0	0	2	4
26 Ronny Paulino, R (1, 2) OBP: 0.355, SLG: 0.390		3-2 ② L8		4-1 1-2 BB			2-3 ② K	2-3 ③ K		3	0	0	0	1	2	3
Kip Wells, R (1, 1) OBP: 0.167, SLG: 0.167 Jeromy Burnitz, L (7, PH) OBP: 0.275, SLG: 0.414 34 John Grabow, L (8, 1) 55 Matt Capps, R (9, 1)		1-3 ③ K		1-2 ③ G2-3			3-3 ③ K			2 1 0 0	0 0 0 0	0 0 0 0	0 0 0 0	0 1 0 0	1 0 0 0	2 0 0 0
Inning Stats	R: 1 H: 3 E: 0 LOB: 2 K: 1 BB: 0 S: 15 P: 19	R: 0 H: 0 E: 0 LOB: 0 K: 2 BB: 0 S: 14 P: 20	R: 0 H: 0 E: 0 LOB: 1 K: 0 BB: 1 S: 9 P: 17	R: 0 H: 1 E: 0 LOB: 2 K: 2 BB: 1 S: 15 P: 23	R: 0 H: 1 E: 0 LOB: 0 K: 0 BB: 0 S: 10 P: 13	R: 0 H: 0 E: 0 LOB: 0 K: 1 BB: 0 S: 8 P: 14	R: 0 H: 0 E: 0 LOB: 0 K: 2 BB: 0 S: 9 P: 14	R: 2 H: 2 E: 0 LOB: 3 K: 2 BB: 2 S: 17 P: 31		1B: 4 SF: 0 2B: 3 SAC: 0 3B: 0 DP: 0 HR: 0 HBP: 1						WP: 1 PA: 35 PB: 1 SB: 0 CS: 1

	AB	30
	R	3
	H	7
	RBI	2
	BB	4
	SO	10
	LOB	17

PITCHER	IP	WLS	BF	H	R	ER	SO	BB	IBB	HBP	BLK	WP	HR	S	P	ERA	WHIP
49 Byung-Hyun Kim, R (1, 1) ERA: 4.78	7.1	L	30	7	3	3	9	2	0	0	0	1	0	85	128	3.68	1.227
61 Ramon E Ramirez, R (8, 1) ERA: 2.92	0.0		1	0	0	0	0	1	0	0	0	0	0	3	7	∞	∞
Ray King, L (8, 1) ERA: 4.74	0.0		2	0	0	0	0	1	0	1	0	0	0	4	9	∞	∞
Scott Dohmann, R (8, 1) ERA: 6.2	0.2		2	0	0	0	1	0	0	0	0	0	0	5	7	0.00	0.000

PITCHER	IP	WLS	BF	H	R	ER	SO	BB	IBB	HBP	BLK	WP	HR	S	P	ERA	WHIP

Batter	1	2	3	4	5	6	7	8	9	AB	R	H	RBI	BB	SO	LOB
Jamey Carroll, R (1, 4) OBP: 0.388, SLG: 0.427 Jorge Piedra, L (8, 9) OBP: 0.229, SLG: 0.435	P4	SF9	1-3 2-H 3-H 2B		G1-3		12 BB BB		K	3 1	0 0	1 0	3 0	1 0	0 1	0 0
12 Clint Barmes, R (1, 6) OBP: 0.260, SLG: 0.349	17 FC3-6 1B	K	G5-3			5 HR 1B	5 G6-4-3 1-2 BB		F9	5	1	2	0	1	1	3
17 Todd Helton, L (1, 3) OBP: 0.414, SLG: 0.484	FC3-6 5 FC5-4 1-2f	G1-3	5 1B 27 G6-4-3 1B		F7	K				5	1	1	0	0	1	4
5 Matt Holliday, R (1, 7) OBP: 0.384, SLG: 0.580	FC5-4 1-2f	8 WP 27 BB 8 2B BB	27 G6-4-3 1-3 1B			1-H HR	G6-4-3 1-2f			4	2	2	2	1	0	3
27 Garrett Atkins, R (1, 5) OBP: 0.392, SLG: 0.501 60 Manny Corpas, R (8, 1) 40 Brian Fuentes, L (9, 1)		8 2B SF8 BB	8 WP 8 2B 1-2 BB	G6-4-3 1-2f 3-H		1B 3B BB		F8		2 0 0	3 0 0	0 0 0	0 0 0	3 0 0	0 0 0	1 0 0
8 Yorvit Torrealba, R (1, 2) OBP: 0.302, SLG: 0.398		26 FC1 26 E 1-3 2B	26 BB 1-H 2-H 2B 2B	FC6-4 1B		L7		G5-3		5	2	3	2	0	0	1
Luis Gonzalez, R (1, 9) OBP: 0.254, SLG: 0.363 (8, 4)		SF8 3-H	K	FC6-4 1-2f		1-2 3B 1B		K		4	1	1	1	0	2	2
Choo Freeman, R (1, 8) OBP: 0.302, SLG: 0.352		26 E SF9 1B	26 BB 2B IBB		K	1-H 2-H 3B			K HR	4	2	2	2	1	2	0
26 Jeff Francis, L (1, 1) OBP: 0.244, SLG: 0.108 Jason Smith, L (8, 5) OBP: 0.345, SLG: 0.447		FC1 1-3 2-H	2B 1-2 2-3 BB		G1-3	G6-3				3 1	0 1	0 1	0 1	1 0	0 0	2 0
Inning Stats	R: 0 E: 0 K: 0 S: 9 H: 1 LOB: 1 BB: 0 P: 11	R: 3 E: 1 K: 1 S: 13 H: 2 LOB: 1 BB: 1 P: 24	R: 4 E: 0 K: 1 S: 18 H: 2 LOB: 2 BB: 4 P: 39	R: 1 E: 0 K: 0 S: 15 H: 3 LOB: 1 BB: 0 P: 24	R: 0 E: 0 K: 1 S: 8 H: 0 LOB: 0 BB: 0 P: 11	R: 4 E: 0 K: 0 S: 13 H: 4 LOB: 1 BB: 1 P: 18	R: 0 E: 0 K: 1 S: 11 H: 0 LOB: 1 BB: 2 P: 25	R: 0 E: 0 K: 1 S: 6 H: 0 LOB: 0 BB: 0 P: 8	R: 1 E: 0 K: 2 S: 13 H: 1 LOB: 0 BB: 0 P: 19	1B: 7 2B: 3 3B: 1 HR: 2 SF: 2 SAC: 0 DP: 2 HBP: 0						

PITCHER		IP	WLS	BF	H	R	ER	SO	BB	IBB	HBP	BLK	WP	HR	S	P	ERA	WHIP
24 Tom Gorzelanny, L ERA: 9.26	(1, 1)	2.2	L	18	4	7	5	2	4	1	0	0	1	0	35	68	16.88	3.000
Victor Santos, R ERA: 5.14	(3, 1)	3.1		18	8	5	5	1	1	0	0	0	0	1	41	59	13.50	2.700
34 John Grabow, L ERA: 4.54	(7, 1)	2.0		7	0	0	0	2	2	0	0	0	0	0	17	33	0.00	1.000
Damaso Marte, L ERA: 3.41	(9, 1)	1.0		4	1	1	1	2	0	0	0	0	0	1	13	19	9.00	1.000

PITCHER	IP	WLS	BF	H	R	ER	SO	BB	IBB	HBP	BLK	WP	HR	S	P	ERA	WHIP

Colorado Rockies @ Pittsburgh Pirates

PNC Park, Pittsburgh, PA

Tue Jul 18 2006, 7:05 PM EDT

Att. 20,086 - Clear - 85 F

TOP

livebaseballscorecards.com

AB	37
R	13
H	13
RBI	11
BB	8
SO	7
LOB	16

WP: 1	PA: 47		
PB: 0			
SB: 0			
CS: 0			

Batter	1	2	3	4	5	6	7	8	9	AB	R	H	RBI	BB	SO	LOB
José Bautista, R (1, 8) OBP: 0.366, SLG: 0.510	C F H 1-2 12 G4-3 HBP		B C B X 2-1 ① P6		C F F X 0-2 ① P1		C F B B X 2-2 2 1B 12 SF7 2B		B F X 1-1 ② F7	4	1	1	0	0	0	1
2 Jack Wilson, R (1, 6) OBP: 0.304, SLG: 0.383	C I M F F B C 1 SAFE 1-3 ① K		C B B X 2-1 E5 2B		B X 1-0 ② F7		C B B X 2-1 11 G5-4-3 2-3 1B		B B C B X 3-1 12 2B 2B	5	2	2	0	0	1	2
12 Freddy Sanchez, R (1, 5) OBP: 0.401, SLG: 0.531	1 SAFE C B B X 2-1 ② G4-3 1-2		F C B X 1-2 ② L6		B B C F X 2-2 1-2 1B		B F X 1-1 ① SF7 3-H		X 0-0 2-H 2B	4	0	2	2	0	0	2
Jason Bay, R (1, 7) OBP: 0.399, SLG: 0.542 11 Humberto Cota, R (7, 2) OBP: 0.282, SLG: 0.231	I I I I 4-0 IBB		C B B X 2-1 1-H 2B		C X 0-1 ③ F7		B X 1-0 ②③ G5-4-3 1-2f		F X 0-1 ③ F9	2 2	0 0	1 0	1 0	1 0	0 0	2 2
Sean Casey, L (1, 3) OBP: 0.387, SLG: 0.421 13 Nate McLouth, L (7, 7) OBP: 0.303, SLG: 0.363	B C S S 1-3 ③ K		B B X 2-0 ③ F7		C T F B F X 1-2 ① F7		B X 2-2 ① L4			3 1	0 0	0 0	0 0	0 0	1 0	3 0
Craig Wilson, R (1, 9) OBP: 0.351, SLG: 0.498	F B B B F X 3-2 1B		B C F B T 2-2 ① K		C F B B C 2-3 ② K		B X 1-0 HR			4	1	2	1	0	2	0
Jose Castillo, R (1, 4) OBP: 0.327, SLG: 0.426	X 0-0 ① F8		C X 0-1 ② P5		S S X 0-2 26 1B 1B		S S S 0-3 ② K			4	0	1	0	0	1	1
26 Ronny Paulino, R (1, 2) OBP: 0.355, SLG: 0.389 34 John Grabow, L (7, 1) Jeremy Burnitz, L (8, PH) OBP: 0.274, SLG: 0.413 Damaso Marte, L (9, 1)	X 0-0 ② F8		B X 1-0 ③ G2-3		F B C X 1-2 1-2 1B		B S B F F S 2-3 ③ K			3 0 1 0	0 0 0 0	1 0 0 0	0 0 0 0	0 0 0 0	0 0 1 0	1 0 0 0
24 Tom Gorzelanny, R (1, 1) Victor Santos, R (3, 1) OBP: 0.115, SLG: 0.115 José Hernández, R (6, PH) OBP: 0.294, SLG: 0.354 (7, 3)	C B F C 1-3 ③ K		C X 0-1 12 1B 1B		D F C S 1-3 ③ K				S X 0-1 ① F8	1 1 2	0 0 0	0 1 0	0 0 0	0 0 0	1 0 1	1 0 2
Inning Stats	R: 0 H: 0 E: 0 LOB: 2 K: 2 BB: 1 S: 12 P: 21	R: 0 H: 1 E: 0 LOB: 1 K: 1 BB: 0 S: 8 P: 12	R: 1 H: 1 E: 1 LOB: 1 K: 0 BB: 0 S: 10 P: 19	R: 0 H: 0 E: 0 LOB: 0 K: 1 BB: 0 S: 6 P: 9	R: 0 H: 2 E: 0 LOB: 2 K: 0 BB: 0 S: 12 P: 15	R: 0 H: 2 E: 0 LOB: 2 K: 2 BB: 0 S: 18 P: 23	R: 1 H: 2 E: 0 LOB: 0 K: 0 BB: 0 S: 8 P: 14	R: 1 H: 1 E: 0 LOB: 0 K: 2 BB: 0 S: 11 P: 16	R: 1 H: 2 E: 0 LOB: 1 K: 0 BB: 0 S: 9 P: 13	1B: 6 SF: 1 2B: 4 SAC: 0 3B: 0 DP: 1 HR: 1 HBP: 1						

PITCHER		IP	WLS	BF	H	R	ER	SO	BB	IBB	HBP	BLK	WP	HR	S	P	ERA	WHIP
26 Jeff Francis, L ERA: 3.98	(1, 1)	7.0	W	31	8	2	1	6	0	1	1	0	0	0	74	113	1.29	1.143
60 Manny Corpas, R ERA: 9.0	(8, 1)	1.0		4	1	1	1	2	0	0	0	0	0	1	11	16	9.00	1.000
40 Brian Fuentes, L ERA: 4.46	(9, 1)	1.0		5	2	1	1	0	0	0	0	0	0	0	9	13	9.00	2.000

PITCHER	IP	WLS	BF	H	R	ER	SO	BB	IBB	HBP	BLK	WP	HR	S	P	ERA	WHIP

BOTTOM

Colorado Rockies @ Pittsburgh Pirates

PNC Park, Pittsburgh, PA

Tue Jul 18 2006, 7:05 PM EDT

Att. 20,086 - Clear - 85 F

livebaseballscorecards.com

AB	37
R	4
H	11
RBI	4
BB	1
SO	8
LOB	17

WP: 0	PA: 40		
PB: 0			
SB: 0			
CS: 0			

Colorado Rockies @ Pittsburgh Pirates

PNC Park, Pittsburgh, PA

Wed Jul 19 2006, 12:35 PM EDT

Att. 19,881 - Partly Cloudy - 86 F

livebaseballscorecards.com

Batter	1	2	3	4	5	6	7	8	9	AB	R	H	RBI	BB	SO	LOB
Jamey Carroll, R (1, 4) OBP: 0.392, SLG: 0.426	C B B X 2-1 12 SH1-3 1B		B C B F X 2-2 ① L7		D X 1-0 ③ F9		B C B B B 4-1 27 FC5-4 BB		C 1 SAFE B D D B 4-1 27 1B 12 1B 1-2 BB	3	0	1	0	2	0	1
12 Clint Barmes, R (1, 6) OBP: 0.260, SLG: 0.348	X 0-0 ① SH1-3 1-2		B F B F F F B F F 3-2 X ② P3			B F C X 1-2 ① P6	C F F D S 1-3 ① K		F S X 0-2 27 1B 1-2 2-3 1B	4	0	1	0	0	1	1
27 Garrett Atkins, R (1, 5) OBP: 0.392, SLG: 0.499	C F S 0-3 ② K		X 0-0 ③ F9			B C F F B B B 4-2 2B BB	C B B X 2-2 ② FC5-4 1-2f		B B C X 2-1 1-2 2-3 3-H 1B	4	1	1	1	1	1	2
5 Matt Holliday, R (1, 7) OBP: 0.379, SLG: 0.571	C S C 0-3 ③ K			X 0-0 ① F9		B S X 1-1 ② F8	B X 1-0 ③ F9		S C B B B F S 3-3 ② K	5	0	0	0	0	2	6
Ryan Shealy, R (1, 3) OBP: 0.400, SLG: 0.800		C B B X 2-1 8 G6-3 1B 2B		C B B B S 2-3 ② K		F B B X 2-1 1-H 8 2B 2B		C X 0-1 ① P4	S F B F S 2-3 ③ K	5	2	2	1	0	2	3
8 Yorvit Torrealba, R (1, 2) OBP: 0.300, SLG: 0.402		C B F B X 2-2 ① G6-3 2-3		S S B C 1-3 ③ K		X 0-0 2B 2-H 2B		C C B X 1-2 ② G6-3		4	1	1	1	0	1	1
Luis Gonzalez, R (1, 9) OBP: 0.264, SLG: 0.388 11 Brad Hawpe, L (8, PH) OBP: 0.391, SLG: 0.545 (8, 9)		C C X 0-2 ② G6-3			B C B B B X 3-1 G6-3 2B	F B S B F X 2-2 2-H 2B		F C C 0-3 ③ K		3 1	0 0	2 0	1 0	0 0	0 1	1 0
Choo Freeman, R (1, 8) OBP: 0.317, SLG: 0.360		X 0-0 3-H 1B			B C X 1-1 ① G6-3 2-3	I I I I 4-0 IBB			B C F F F B B B X 3-2 12 1B BB 27 1B 1B	3	1	2	1	1	0	1
Jason Jennings, L (1, 1) OBP: 0.225, SLG: 0.211 61 Ramon E Ramirez, R (7, 1) OBP: 0.667, SLG: 0.667 Jose Mesa, R (8, 1) JD Closer, S (9, PH) OBP: 0.289, SLG: 0.342		C S C 0-3 ③ K			X 0-0 ② G1-3	C X 0-1 ③ G3			F C S 0-3 ① K	3 0 0 1	0 0 0 0	0 0 0 0	0 0 0 0	1 0 0 1	4 0 0 1	4 0 0 1
Inning Stats	R: 0 H: 1 E: 0 LOB: 1 K: 2 BB: 0 S: 9 P: 11	R: 1 H: 2 E: 0 LOB: 1 K: 1 BB: 0 S: 12 P: 16	R: 0 H: 0 E: 0 LOB: 0 K: 0 BB: 0 S: 11 P: 16	R: 0 H: 0 E: 0 LOB: 0 K: 2 BB: 0 S: 7 P: 10	R: 0 H: 1 E: 0 LOB: 1 K: 0 BB: 0 S: 6 P: 11	R: 3 H: 3 E: 0 LOB: 2 K: 0 BB: 2 S: 17 P: 31	R: 0 H: 0 E: 0 LOB: 1 K: 1 BB: 1 S: 9 P: 17	R: 0 H: 0 E: 0 LOB: 0 K: 1 BB: 0 S: 8 P: 9	R: 1 H: 3 E: 0 LOB: 3 K: 3 BB: 1 S: 22 P: 36	1B: 5 SF: 0 2B: 5 SAC: 1 3B: 0 DP: 0 HR: 0 HBP: 0						

	AB	36
	R	5
	H	10
	RBI	5
	BB	4
	SO	10
	LOB	21

WP: 0 PA: 41
PB: 0
SB: 0
CS: 0

PITCHER		IP	WLS	BF	H	R	ER	SO	BB	IBB	HBP	BLK	WP	HR	S	P	ERA	WHIP
57 Zach Duke, L ERA: 5.19	(1, 1)	6.0	W	27	7	4	4	5	1	1	0	0	0	0	62	95	6.00	1.333
16 Salomon Torres, R ERA: 4.37	(7, 1)	1.0	H	4	0	0	0	1	1	0	0	0	0	0	9	17	0.00	1.000
55 Matt Capps, R ERA: 3.1	(8, 1)	1.0	H	3	0	0	0	1	0	0	0	0	0	0	8	9	0.00	0.000
Michael Gonzalez, L ERA: 2.43	(9, 1)	1.0	S	7	3	1	1	3	1	0	0	0	0	0	22	36	9.00	4.000

PITCHER	IP	WLS	BF	H	R	ER	SO	BB	IBB	HBP	BLK	WP	HR	S	P	ERA	WHIP

BOTTOM

Colorado Rockies @ Pittsburgh Pirates

PNC Park, Pittsburgh, PA

Wed Jul 19 2006, 12:35 PM EDT
Att. 19,881 - Partly Cloudy - 86 F

livebaseballscorecards.com

Batter	1	2	3	4	5	6	7	8	9	AB	R	H	RBI	BB	SO	LOB
13 Nate McLouth, L (1, 9) OBP: 0.298, SLG: 0.356	C X 0-1 ① G3			B X 1-0 ① F8	C X 0-1 ③ L4	C B F X 1-2 ③ F9				4	0	0	0	0	0	3
2 Jack Wilson, R (1, 6) OBP: 0.303, SLG: 0.387	C T S 0-3 ② K			B F X 1-1 1B 3B		X 0-0 ① G6-3	C B S S B B X 3-2 ① G4-3			4	1	1	0	0	1	0
12 Freddy Sanchez, R (1, 4) OBP: 0.399, SLG: 0.528	B T F F B B X 3-2 ③ G5-3			B B X 2-0 ② P3		C B F B X 2-2 ② G4-3	F B X 1-1 1B			4	0	1	0	0	0	1
Jason Bay, R (1, 7) OBP: 0.400, SLG: 0.540		X 0-0 ① F9		B C S B B B 4-2 1B 2B BB		X 0-0 1B 1B 1B	B B C 1 SAFE 1 B X 3-1 ② F9			3	2	1	0	1	0	1
Sean Casey, L (1, 3) OBP: 0.389, SLG: 0.422		B B C T X 2-2 ② G4-3		F F X 0-2 1-2 3-H 2B 1B		1 SAFE C B B B B 1 C X 3-2 BB 1B 26 2B 1-3 1B	C X 0-1 ③ G4-3			4	2	2	1	0	0	1
Joe Randa, R (1, 5) OBP: 0.321, SLG: 0.406		X 0-0 ③ P4		B C X 1-1 1-H 2-H 2B		X 0-0 BB 26 2B 1-2 3-H 1B		C B S B B X 3-2 ① P6		4	1	2	3	0	0	0
José Bautista, R (1, 8) OBP: 0.368, SLG: 0.505		B F F H 2-2 26 G6-4-3 HBP		C X 0-1 ③ P6		B B C B B 4-1 26 2B 1-2 2-3 BB		C B C B X 2-2 ② F7		2	0	0	0	1	0	1
26 Ronny Paulino, R (1, 2) OBP: 0.357, SLG: 0.395		B X 1-0 ① ② G6-4-3 1-2f			B F C B B X 3-2 ① G6-3	X 0-0 1-3 2-H 3-H 2B		C C X 0-2 1B		4	0	2	2	0	0	1
57 Zach Duke, L (1, 1) OBP: 0.238, SLG: 0.268										2	0	0	0	0	1	0
Jeromy Burnitz, L (6, PH) OBP: 0.277, SLG: 0.413										0	0	0	0	1	0	0
16 Salomon Torres, R (7, 1) OBP: 0.250, SLG: 0.250										0	0	0	0	0	0	0
55 Matt Capps, R (8, 1)										0	0	0	0	0	0	0
Craig Wilson, R (8, PH) OBP: 0.349, SLG: 0.496										1	0	0	0	0	0	1
Michael Gonzalez, R (9, 1)		B C B X 2-1 ③ G3			B F F B C 2-3 ② K	4-0 IBB		F F B D X 2-2 ③ F7		0	0	0	0	0	0	0
Inning Stats	R: 0 E: 0 K: 1 S: 8 H: 0 LOB: 0 BB: 0 P: 11	R: 0 E: 0 K: 0 S: 5 H: 0 LOB: 0 BB: 0 P: 7	R: 0 E: 0 K: 0 S: 5 H: 0 LOB: 0 BB: 0 P: 10	R: 3 E: 0 K: 0 S: 13 H: 3 LOB: 1 BB: 1 P: 22	R: 0 E: 0 K: 1 S: 8 H: 0 LOB: 0 BB: 0 P: 13	R: 3 E: 0 K: 0 S: 14 H: 4 LOB: 3 BB: 2 P: 28	R: 0 E: 0 K: 0 S: 9 H: 1 LOB: 1 BB: 0 P: 16	R: 0 E: 0 K: 0 S: 12 H: 1 LOB: 1 BB: 0 P: 19		1B: 6 2B: 2 3B: 1 HR: 0	SF: 0 SAC: 0 DP: 1 HBP: 1		WP: 0 PB: 0 SB: 0 CS: 0	PA: 36			

	AB	32
	R	6
	H	9
	RBI	6
	BB	3
	SO	2
	LOB	9

PITCHER	IP	WLS	BF	H	R	ER	SO	BB	IBB	HBP	BLK	WP	HR	S	P	ERA	WHIP
Jason Jennings, R (1, 1) ERA: 3.88	6.0	L	28	7	6	6	2	2	1	1	0	0	0	53	91	9.00	1.500
61 Ramon E Ramirez, R (7, 1) ERA: 2.84	1.0		4	1	0	0	0	0	0	0	0	0	0	9	16	0.00	1.000
Jose Mesa, R (8, 1) ERA: 3.4	1.0		4	1	0	0	0	0	0	0	0	0	0	12	19	0.00	1.000

PITCHER	IP	WLS	BF	H	R	ER	SO	BB	IBB	HBP	BLK	WP	HR	S	P	ERA	WHIP

Pittsburgh Pirates @ Florida Marlins

Dolphin Stadium, Miami, FL

Thu Jul 20 2006, 7:05 PM EDT

Att. 9,139 - Partly Cloudy - 80 F

livebaseballscorecards.com

Batter	1	2	3	4	5	6	7	8	9	AB	R	H	RBI	BB	SO	LOB
13 Nate McLouth, L (1, 9) OBP: 0.296, SLG: 0.366	B X 1-0 ① G4-3			B C B F S 2-3 ① K	F S B S 1-3 ② K			B B C X 2-1 ② HR	B C B X 2-1 ② F8	5	1	1	1	0	2	5
2 Jack Wilson, R (1, 6) OBP: 0.304, SLG: 0.388	C X 0-1 ② G5-3			B B B C B 4-1 HR BB	C B F D X 2-2 ③ G5-3			S X 0-1 ① L6	C B X 1-1 1-3 2-H 2B	4	1	1	1	1	0	3
12 Freddy Sanchez, R (1, 5) OBP: 0.393, SLG: 0.520	X 0-0 ③ F8			B 1 SAFE D 1 SAFE X 2-0 ② F8		B X 1-0 ① G6-3		B B F B X 3-1 ② G6-3	B X 1-0 ③ G6-3	5	0	0	0	0	0	3
Jason Bay, R (1, 7) OBP: 0.400, SLG: 0.547		C B B F F C 2-3 ① K		X 0-0 1-H HR		X 0-0 ② F7		B B C B B 4-1 BB		3	1	1	2	1	1	0
Sean Casey, L (1, 3) OBP: 0.382, SLG: 0.414		C B X 1-1 ② F7		C B B F B S 3-3 ③ K		B C X 1-1 ③ G3-1		B B B C C F F X 3-2 ③ L8		4	0	0	0	0	1	1
José Bautista, R (1, 8) OBP: 0.370, SLG: 0.507		C B B B X 3-1 ③ F9			C B F B X 2-2 ① F9		B X 1-0 2B		B B B B 4-0 26 WP SH1-4 1B BB	3	1	1	0	1	0	0
Jose Castillo, R (1, 4) OBP: 0.330, SLG: 0.426			F F F D S 1-3 ① K		X 0-0 45 SH 26 1B 1B		B B D C T B 4-2 G5-4-3 BB		L B 1 SAFE P X 2-1 ① SH1-4 1-2	2	0	1	0	1	1	0
26 Ronny Paulino, R (1, 2) OBP: 0.359, SLG: 0.394		F X 0-1 ② G5-3			X 0-0 45 SH 1-2 1B		B L X 1-1 ① B3		F F F B B F B D 4-2 2 2B 1B 2-3 BB	3	1	1	0	1	0	2
45 Ian Snell, R (1, 1) OBP: 0.103, SLG: 0.037 Joe Randa, R (7, PH) OBP: 0.319, SLG: 0.403 Roberto Hernandez, R (7, 1) Damaso Marte, L (8, 1) 16 Salomon Torres, R (8, 1) OBP: 0.250, SLG: 0.250 Jeromy Burnitz, L (9, PH) OBP: 0.279, SLG: 0.415 Michael Gonzalez, R (9, 1)		C B F B S 2-3 ③ K			L B L B X 2-2 1-2 2-3 SH		X 0-0 ② ③ G5-4-3 1-2f		C B D F F F D X 3-2 2 2B 1-2 3-H 1B	1 1 0 0 0 1 0	0 0 0 0 0 0 0	0 0 0 0 0 1 0	0 0 0 0 0 1 0	0 0 0 0 0 0 0	1 0 0 0 0 0 0	0 2 0 0 0 0 0
Inning Stats	R: 0 E: 0 K: 0 S: 4 H: 0 LOB: 0 BB: 0 P: 5	R: 0 E: 0 K: 1 S: 8 H: 0 LOB: 0 BB: 0 P: 14	R: 0 E: 0 K: 2 S: 9 H: 0 LOB: 0 BB: 0 P: 12	R: 2 E: 0 K: 2 S: 9 H: 1 LOB: 0 BB: 1 P: 20	R: 0 E: 0 K: 1 S: 14 H: 2 LOB: 3 BB: 0 P: 21	R: 0 E: 0 K: 0 S: 4 H: 0 LOB: 0 BB: 0 P: 6	R: 0 E: 0 K: 0 S: 6 H: 1 LOB: 1 BB: 1 P: 12	R: 1 E: 0 K: 0 S: 12 H: 1 LOB: 1 BB: 1 P: 24	R: 2 E: 0 K: 0 S: 17 H: 2 LOB: 2 BB: 2 P: 33	1B: 3 2B: 2 3B: 0 HR: 2 SF: 0 SAC: 2 DP: 1 HBP: 0						

TOP	
AB	32
R	5
H	7
RBI	5
BB	5
SO	6
LOB	16

WP: 1 PA: 39
PB: 0
SB: 0
CS: 0

PITCHER		IP	WLS	BF	H	R	ER	SO	BB	IBB	HBP	BLK	WP	HR	S	P	ERA	WHIP
55 Josh Johnson, R ERA: 2.49	(1, 1)	7.0		27	4	2	2	6	2	0	0	0	0	1	54	90	2.57	0.857
19 Logan Kensing, R ERA: 4.45	(8, 1)	1.0	B	5	1	1	1	0	1	0	0	0	0	1	12	24	9.00	2.000
Randy Messenger, R ERA: 3.82	(9, 1)	0.2	L	6	2	2	2	0	2	0	0	0	1	0	16	31	27.00	6.000
Matt Herges, R ERA: 4.33	(9, 1)	0.1		1	0	0	0	0	0	0	0	0	0	0	1	2	0.00	0.000

PITCHER	IP	WLS	BF	H	R	ER	SO	BB	IBB	HBP	BLK	WP	HR	S	P	ERA	WHIP

BOTTOM

Pittsburgh Pirates @ Florida Marlins

Dolphin Stadium, Miami, FL

Thu Jul 20 2006, 7:05 PM EDT

Att. 9,139 - Partly Cloudy - 80 F

livebaseballscorecards.com

Batter	1	2	3	4	5	6	7	8	9	AB	R	H	RBI	BB	SO	LOB
4 Alfredo Amezaga, S (1, 8) OBP: 0.333, SLG: 0.351	BCBBB 4-1 2 S 2 2B BB		BCCX 1-2 ② G3		X 0-0 ② F9		BCFBBB 4-2 BB		FBSS 1-3 ③ K	3	1	0	0	2	1	3
2 Hanley Ramirez, R (1, 6) OBP: 0.335, SLG: 0.434	CX 0-1 6 S 1-H 2B		FFBX 1-2 ③ P5		BCTX 1-2 ③ G5-3		1 SAFE 1 SAFE B 1 SAFE FBX 2-1 ③ L7			4	0	1	1	0	0	2
17 Mike Jacobs, L (1, 3) OBP: 0.349, SLG: 0.519 Randy Messenger, R (9, 1) Matt Herges, L (9, 1)	FX 0-1 ① P5			X 0-0 HR		FSS 0-3 ① K		CBCBFFX 2-2 ① G6-3		4 0 0	1 0 0	1 0 0	1 0 0	0 0 0	1 0 0	1 0 0
Miguel Cabrera, R (1, 5) OBP: 0.430, SLG: 0.552	X 0-0 ② P3			X 0-0 ① G6-3		BBCX 2-1 6 3B 2B		CFBFBS 2-3 ② K		4	1	1	0	0	1	1
6 Dan Uggla, R (1, 4) OBP: 0.353, SLG: 0.491	BCFFC 1-3 ③ K 2-3			BSCX 1-2 ② F8		X 0-0 2-H 3B		FBBSS 2-3 ③ K		4	0	1	1	0	2	1
27 Jeremy Hermida, L (1, 9) OBP: 0.385, SLG: 0.430		CFBX 1-2 ① G3		BBX 2-0 1B		CX 0-1 ② G6-3			CBCFS 1-3 ① K2-3	4	0	1	0	0	1	1
14 Josh Willingham, R (1, 7) OBP: 0.342, SLG: 0.453 12 Cody Ross, R (8, 7) OBP: 0.304, SLG: 0.467		BBX 2-0 ② F7		1 SAFE BSC 1 SAFE 1-3 ③ K		FX 0-1 ③ G6-3			BBFBFC 3-3 ② K	3 1	0 0	0 0	0 0	0 0	1 1	2 0
Miguel Olivo, R (1, 2) OBP: 0.314, SLG: 0.476		SX 0-1 ③ G4-3			X 0-0 55 SH5-4 1B		BSSCFBS 2-3 ① K		SBSSTBBX 3-2 DI 1B	4	0	2	0	0	1	0
55 Josh Johnson, L (1, 1) OBP: 0.074, SLG: 0.077 Joe Borchard, S (7, PH) OBP: 0.317, SLG: 0.361 19 Logan Kensing, R (8, 1) Wes Helms, R (9, 3) OBP: 0.338, SLG: 0.529			BBCSTFFFS 2-3 ① K		LBX 1-1 ① SH5-4 1-2		FSDBBC 2-3 ② K		CBBBBB 4-1 1-2 BB	1 1 0 0	0 0 0 0	0 0 0 0	0 0 0 1	0 0 0 0	1 1 0 0	0 0 0 0
Inning Stats	R: 1 H: 1 E: 0 LOB: 1 K: 1 BB: 1 S: 10 P: 15	R: 0 H: 0 E: 0 LOB: 0 K: 0 BB: 0 S: 6 P: 9	R: 0 H: 0 E: 0 LOB: 0 K: 1 BB: 0 S: 12 P: 16	R: 1 H: 2 E: 0 LOB: 1 K: 1 BB: 0 S: 9 P: 13	R: 0 H: 1 E: 0 LOB: 1 K: 0 BB: 0 S: 7 P: 9	R: 1 H: 2 E: 0 LOB: 1 K: 1 BB: 1 S: 10 P: 12	R: 0 H: 0 E: 0 LOB: 1 K: 2 BB: 1 S: 11 P: 21	R: 0 H: 0 E: 0 LOB: 0 K: 2 BB: 0 S: 12 P: 18	R: 0 H: 1 E: 0 LOB: 2 K: 3 BB: 1 S: 15 P: 27	1B: 3 SF: 0 2B: 2 SAC: 1 3B: 1 DP: 0 HR: 1 HBP: 0						WP: 0 PA: 37 PB: 0 SB: 2 CS: 0

	AB	33
	R	3
	H	7
	RBI	3
	BB	3
	SO	11
	LOB	11

PITCHER		IP	WLS	BF	H	R	ER	SO	BB	IBB	HBP	BLK	WP	HR	S	P	ERA	WHIP
45 Ian Snell, R ERA: 4.84	(1, 1)	6.0		25	6	3	3	4	1	0	0	0	0	1	54	74	4.50	1.167
Roberto Hernandez, R ERA: 3.02	(7, 1)	1.0		4	0	0	0	2	1	0	0	0	0	0	11	21	0.00	1.000
Damaso Marte, L ERA: 3.38	(8, 1)	0.1		1	0	0	0	0	0	0	0	0	0	0	5	7	0.00	0.000
16 Salomon Torres, R ERA: 4.33	(8, 1)	0.2	W	2	0	0	0	2	0	0	0	0	0	0	7	11	0.00	0.000
Michael Gonzalez, L ERA: 2.38	(9, 1)	1.0	S	5	1	0	0	3	1	0	0	0	0	0	15	27	0.00	2.000

PITCHER	IP	WLS	BF	H	R	ER	SO	BB	IBB	HBP	BLK	WP	HR	S	P	ERA	WHIP

Batter	1	2	3	4	5	6	7	8	9	AB	R	H	RBI	BB	SO	LOB
José Bautista, R (1, 8) OBP: 0.367, SLG: 0.500	C B C F B F B F F 3-2 F F X 12 1B 1B		S B B X 2-1 ② F8		B S B X 2-1 ② P3		B C B B X 3-1 ② F7		C B D X 2-1 ③ P2 1-2	5	0	1	0	0	0	2
2 Jack Wilson, R (1, 6) OBP: 0.304, SLG: 0.387	C 1 SAFE X 0-1 ① L4		F B X 1-1 12 WP 1B		B X 1-0 ③ F9		B B F C X 2-2 ③ L8			4	0	1	0	0	0	2
12 Freddy Sanchez, R (1, 5) OBP: 0.392, SLG: 0.517	1 SAFE C S X 0-2 1-2 1B		S 1 SAFE S 1 SAFE D S 1-3 ③ K 1-2			X 0-0 ① G1-3		B F F X 1-2 E6		4	0	1	0	0	1	1
Jason Bay, R (1, 7) OBP: 0.401, SLG: 0.544	S C D S 1-3 ② K			B B B C B 4-1 E 1B G6-3 BB		B B B B 4-0 1B BB		C B F S 1-3 ① K		2	1	0	0	2	2	3
Craig Wilson, R (1, 9) OBP: 0.344, SLG: 0.488	B S B S F S 2-3 ③ K			X 0-0 ① F9		C C S 0-3 ② K		S B 1 SAFE B F S 2-3 ② K		4	0	0	0	0	3	5
José Hernández, R (1, 3) OBP: 0.303, SLG: 0.361		C C S 0-3 ① K		B B X 2-0 E8 1-3 1B		S B B F X 2-2 1-2 1B		C B X 1-1 ③ F9		4	0	2	0	0	1	1
Jose Castillo, R (1, 4) OBP: 0.329, SLG: 0.424		B F B B F F S 2-3 ② K		C X 0-1 ② G6-3 3-H		D B C S S 2-3 ③ K			B B C F X 2-2 DI 1B	4	0	1	1	0	2	3
26 Ronny Paulino, R (1, 2) OBP: 0.357, SLG: 0.392		C C B C C 1-3 ③ K		X 0-0 ③ G6-3			F X 0-1 1B		B C C S S 1-3 ① K	4	0	1	0	0	2	2
28 Paul Maholm, L (1, 1) OBP: 0.194, SLG: 0.147 Joe Randa, R (7, PH) OBP: 0.317, SLG: 0.400 Victor Santos, R (7, 1) OBP: 0.115, SLG: 0.115 Sean Casey, L (9, PH) OBP: 0.380, SLG: 0.411			B C C D C 2-3 ① K		B B C B F F S 3-3 ① K		C C F B F F F C 1-3 ① K		C F F F B S 1-3 ② K	2 1 0 1	0 0 0 0	0 0 0 0	0 0 0 0	0 0 0 0	2 1 0 1	0 1 0 1
Inning Stats	R: 0 H: 2 E: 0 LOB: 2 K: 2 BB: 0 S: 21 P: 27	R: 0 H: 0 E: 0 LOB: 0 K: 3 BB: 0 S: 10 P: 13	R: 0 H: 1 E: 0 LOB: 1 K: 2 BB: 0 S: 10 P: 16	R: 1 H: 1 E: 1 LOB: 1 K: 0 BB: 1 S: 6 P: 12	R: 0 H: 0 E: 0 LOB: 0 K: 1 BB: 0 S: 7 P: 13	R: 0 H: 1 E: 0 LOB: 2 K: 2 BB: 1 S: 10 P: 18	R: 0 H: 1 E: 0 LOB: 1 K: 1 BB: 0 S: 14 P: 20	R: 0 H: 0 E: 1 LOB: 1 K: 2 BB: 0 S: 11 P: 16	R: 0 H: 1 E: 0 LOB: 1 K: 2 BB: 0 S: 13 P: 19	1B: 7 SF: 0 2B: 0 SAC: 0 3B: 0 DP: 0 HR: 0 HBP: 0					WP: 1 PA: 37 PB: 0 SB: 0 CS: 0	

TOP

Pittsburgh Pirates @ Florida Marlins

Dolphin Stadium, Miami, FL

Fri Jul 21 2006, 7:35 PM EDT
Att. 11,357 - Overcast - 77 F

livebaseballscorecards.com

AB	35
R	1
H	7
RBI	1
BB	2
SO	15
LOB	21

PITCHER		IP	WLS	BF	H	R	ER	SO	BB	IBB	HBP	BLK	WP	HR	S	P	ERA	WHIP
Scott Olsen, L ERA: 4.01	(1, 1)	6.2	W	28	6	1	0	11	2	0	0	0	1	0	75	114	0.00	1.200
Matt Herges, R ERA: 4.3	(7, 1)	0.1	H	1	0	0	0	0	0	0	0	0	0	0	3	5	0.00	0.000
57 Taylor Tankersley, L ERA: 1.32	(8, 1)	1.0	H	4	0	0	0	2	0	0	0	0	0	0	11	16	0.00	0.000
Joe Borowski, R ERA: 3.46	(9, 1)	1.0	S	4	1	0	0	2	0	0	0	0	0	0	13	19	0.00	1.000

PITCHER	IP	WLS	BF	H	R	ER	SO	BB	IBB	HBP	BLK	WP	HR	S	P	ERA	WHIP

BOTTOM

Pittsburgh Pirates @ Florida Marlins

Dolphin Stadium, Miami, FL

Fri Jul 21 2006, 7:35 PM EDT
Att. 11,357 - Overcast - 77 F

livebaseballscorecards.com

Batter	1	2	3	4	5	6	7	8	9	AB	R	H	RBI	BB	SO	LOB
2 Hanley Ramirez, R (1, 6) OBP: 0.334, SLG: 0.430	X 0-0 ① F9		B C F B B S 3-3 ② K		C B B B B 4-1 6 G6-4-3 1-2 BB			B B C B S X 3-2 ② G5-3		3	0	0	0	1	1	0
6 Dan Uggla, R (1, 4) OBP: 0.352, SLG: 0.488	B B X 2-0 12 HR 1B		B B S X 2-1 ③ P3		C B B X 1-2 ② ③ G6-4-3 1-2f			B C X 1-1 ③ G5-3		4	1	1	0	0	0	2
Miguel Cabrera, R (1, 5) OBP: 0.429, SLG: 0.550	B C C B 1 S SAFE 2-3 ② K			C B X 1-1 14 FC4 12 1B 14 E 1B		B S B X 2-1 ① G5-3				3	1	1	0	0	1	1
12 Cody Ross, R (1, 8) OBP: 0.314, SLG: 0.500 (8, 7)	1 D C B F B F X SAFE 3-2 1-H HR			B X 1-0 14 E 1-2 G6-4-3 1B		B B B C C S 3-3 ② K				3	2	2	2	0	1	0
14 Josh Willingham, R (1, 7) OBP: 0.339, SLG: 0.448 57 Taylor Tankersley, L (8, 1) Joe Borowski, R (9, 1)	B B X 2-0 ③ G5-3			C F B B X 2-2 FC4 G6-4-3 1-3 2-H		B X 1-0 ③ G5-3				3 0 0	0 0 0	0 0 0	0 0 0	0 0 0	0 0 0	1 0 0
Wes Helms, R (1, 3) OBP: 0.338, SLG: 0.525		C X 0-1 ① G5-3		B B B F X 3-1 ① ② G6-4-3 1-2f 3-H			C B X 1-1 27 CS 1B			3	0	1	0	0	0	1
27 Jeremy Hermida, L (1, 9) OBP: 0.380, SLG: 0.423		B B F C C 2-3 ② K		X 0-0 ③ F8			B S B F B S 3-3 ① ② K 1-2			3	0	0	0	0	2	1
20 Matt Treanor, R (1, 2) OBP: 0.307, SLG: 0.273		B F X 1-1 ③ G5-3			C X 0-1 2 BB 1B		B C C F S 1-3 ③ K			3	0	1	0	0	1	0
Scott Olsen, L (1, 1) OBP: 0.074, SLG: 0.074 Matt Herges, L (7, 1) 61 Reggie Abercrombie, R (8, 8) OBP: 0.279, SLG: 0.341			C S S 0-3 ① K		X 0-0 ① B1			F B S C 1-3 ① K		2 0 1	0 0 0	0 0 0	0 0 0	0 0 0	1 0 1	1 0 0
Inning Stats	R: 2 E: 0 K: 1 S: 10 H: 2 LOB: 0 BB: 0 P: 19	R: 0 E: 0 K: 1 S: 7 H: 0 LOB: 0 BB: 0 P: 10	R: 0 E: 0 K: 2 S: 8 H: 0 LOB: 0 BB: 0 P: 13	R: 2 E: 1 K: 0 S: 9 H: 2 LOB: 0 BB: 0 P: 16	R: 0 E: 0 K: 0 S: 7 H: 1 LOB: 1 BB: 1 P: 12	R: 0 E: 0 K: 1 S: 6 H: 0 LOB: 0 BB: 0 P: 12	R: 0 E: 0 K: 2 S: 9 H: 1 LOB: 0 BB: 0 P: 14	R: 0 E: 0 K: 1 S: 8 H: 0 LOB: 0 BB: 0 P: 13		1B: 5 2B: 0 3B: 0 HR: 1 SF: 0 SAC: 0 DP: 2 HBP: 0						

	AB	28
	R	4
	H	6
	RBI	2
	BB	1
	SO	8
	LOB	7

WP: 0 PA: 29
PB: 0
SB: 0
CS: 1

PITCHER		IP	WLS	BF	H	R	ER	SO	BB	IBB	HBP	BLK	WP	HR	S	P	ERA	WHIP
28 Paul Maholm, L ERA: 4.94	(1, 1)	6.0	L	23	5	4	2	5	1	0	0	0	0	1	47	82	3.00	1.000
Victor Santos, R ERA: 5.02	(7, 1)	2.0		6	1	0	0	3	0	0	0	0	0	0	17	27	0.00	0.500

PITCHER	IP	WLS	BF	H	R	ER	SO	BB	IBB	HBP	BLK	WP	HR	S	P	ERA	WHIP

Batter	1	2	3	4	5	6	7	8	9	AB	R	H	RBI	BB	SO	LOB
13 Nate McLouth, L (1, 9) OBP: 0.296, SLG: 0.366	C B C S 1-3 ① K		1 SAFE C P X 1-1 1-3 1B		B X 1-0 ③ F9			B S F B F X 2-2 ② L7		3	0	1	0	0	1	0
José Hernández, R (8, PH) OBP: 0.300, SLG: 0.357 (8, 9)										1	0	0	0	0	0	1
2 Jack Wilson, R (1, 6) OBP: 0.303, SLG: 0.385	C C B F X 1-2 ② P6		C X 0-1 ③ F9			C F B X 1-2 G5-4-3 1B		B F B B S F X 3-2 ③ G4-3		4	0	1	0	0	0	3
12 Freddy Sanchez, R (1, 5) OBP: 0.387, SLG: 0.510	B F S X 1-2 ③ G6-3			F F F B X 1-2 ① G5-3		1 SAFE C X 0-1 ① F9			C C B X 1-2 ① F9	4	0	0	0	0	0	1
Jason Bay, R (1, 7) OBP: 0.400, SLG: 0.539		C B B X 2-1 ① G6-3		C B F C 1-3 ② K		B X 1-0 ②③ G5-4-3 1-2f			C B B B B 4-1 G4-6-3 BB	3	0	0	0	1	1	1
Sean Casey, L (1, 3) OBP: 0.378, SLG: 0.413		C B X 1-1 ② G3		F X 0-1 2B			X 0-0 ① F8		C X 0-1 ②③ G4-6-3 1-2f	4	0	1	0	0	0	1
José Bautista, R (1, 8) OBP: 0.366, SLG: 0.495		C B B C F B F F X 3-2 ③ F8		C S B B B F B 4-2 BB			C B C F C 1-3 ② K			2	0	0	0	1	1	0
Jose Castillo, R (1, 4) OBP: 0.329, SLG: 0.423			F B C B B F X 3-2 13 1B 1B	B T F C 1-3 ③ K			B S S S 1-3 ③ K			3	0	1	0	0	2	2
26 Ronny Paulino, R (1, 2) OBP: 0.354, SLG: 0.388			B B 1 SAFE X 2-0 ① P4		B X 1-0 ① G4-3			B X 1-0 ① G3		3	0	0	0	0	0	1
Kip Wells, R (1, 1) OBP: 0.125, SLG: 0.125			B L L S 1-3 ② K		S B B S F C 2-3 ② K			C B B T F F B F F 4-2 B BB		2	0	0	0	0	2	1
34 John Grabow, L (6, 1)										0	0	0	0	0	0	0
Joe Randa, R (8, PH) OBP: 0.321, SLG: 0.400										0	0	0	0	1	0	0
Damaso Marte, L (8, 1)										0	0	0	0	0	0	0
16 Salomon Torres, R (8, 1) OBP: 0.250, SLG: 0.250										0	0	0	0	0	0	0
Inning Stats	R: 0 E: 0 K: 1 S: 10 H: 0 LOB: 0 BB: 0 P: 13	R: 0 E: 0 K: 0 S: 10 H: 0 LOB: 0 BB: 0 P: 16	R: 0 E: 0 K: 1 S: 13 H: 2 LOB: 2 BB: 0 P: 19	R: 0 E: 0 K: 2 S: 15 H: 1 LOB: 2 BB: 1 P: 22	R: 0 E: 0 K: 1 S: 6 H: 0 LOB: 0 BB: 0 P: 10	R: 0 E: 0 K: 0 S: 6 H: 1 LOB: 0 BB: 0 P: 8	R: 0 E: 0 K: 2 S: 8 H: 0 LOB: 0 BB: 0 P: 10	R: 0 E: 0 K: 0 S: 15 H: 0 LOB: 1 BB: 1 P: 25	R: 0 E: 0 K: 0 S: 6 H: 0 LOB: 0 BB: 1 P: 11	1B: 3 2B: 1 3B: 0 HR: 0			SF: 0 SAC: 0 DP: 2 HBP: 0				

PITCHER		IP	WLS	BF	H	R	ER	SO	BB	IBB	HBP	BLK	WP	HR	S	P	ERA	WHIP
47 Ricky Nolasco, R ERA: 4.27	(1, 1)	7.1	W	27	4	0	0	7	2	0	0	0	0	0	75	110	0.00	0.818
57 Taylor Tankersley, L ERA: 1.26	(8, 1)	0.2	H	2	0	0	0	0	0	0	0	0	0	0	8	13	0.00	0.000
Chris Resop, R ERA: 3.0	(9, 1)	1.0		3	0	0	0	0	1	0	0	0	0	0	6	11	0.00	1.000

PITCHER	IP	WLS	BF	H	R	ER	SO	BB	IBB	HBP	BLK	WP	HR	S	P	ERA	WHIP

TOP

Pittsburgh Pirates @ Florida Marlins

Dolphin Stadium, Miami, FL

Sat Jul 22 2006, 6:05 PM EDT

Att. 15,291 - Partly Cloudy - 74 F

livebaseballscorecards.com

AB	29
R	0
H	4
RBI	0
BB	3
SO	7
LOB	11

WP: 0 PA: 32
PB: 0
SB: 0
CS: 0

BOTTOM

Pittsburgh Pirates @ Florida Marlins

Dolphin Stadium, Miami, FL

Sat Jul 22 2006, 6:05 PM EDT
Att. 15,291 - Partly Cloudy - 74 F

livebaseballscorecards.com

Batter	1	2	3	4	5	6	7	8	9	AB	R	H	RBI	BB	SO	LOB
2 Hanley Ramirez, R (1, 6) OBP: 0.337, SLG: 0.429	G6-3	HBP		F7		1B BB		E 1B		3	1	1	0	1	0	0
4 Alfredo Amezaga, S (1, 4) OBP: 0.329, SLG: 0.346	G6-3 17 3B 1B	F8		K		F6		F9		5	1	1	0	0	1	6
Miguel Cabrera, R (1, 5) OBP: 0.429, SLG: 0.548	G6-3	F9			17 1B 12 SF9 1B	1-2 2-3 1B		E8 1-H 2-H		5	1	2	0	0	0	3
17 Mike Jacobs, L (1, 3) OBP: 0.350, SLG: 0.524 Chris Resop, R (9, 1)	27 2B 3B 3-H		G1-3		27 1B 1B 1-3	K		G1-3		5 0	1 0	2 0	1 0	0 0	1 0	4 0
12 Cody Ross, R (1, 8) OBP: 0.320, SLG: 0.495	27 2B BB		27 1B BB		SF9 3-H	K				1	0	0	1	2	1	0
27 Jeremy Hermida, L (1, 9) OBP: 0.386, SLG: 0.435	1-3 3-H 2B		1-2 1B		14 G6-4-3 1-2 1B	G3				4	0	3	1	0	0	0
14 Josh Willingham, R (1, 7) OBP: 0.334, SLG: 0.442	L4	F8			G6-4-3 1-2f	G1-3				4	0	0	0	0	0	6
Miguel Olivo, R (1, 2) OBP: 0.309, SLG: 0.468		G5-3	G5-3			K		P3		4	0	0	0	0	1	2
47 Ricky Nolasco, R (1, 1) OBP: 0.250, SLG: 0.375 57 Taylor Tankersley, L (8, 1) Wes Helms, R (8, PH) OBP: 0.343, SLG: 0.525 (9, 3)		2 HBP 1B		G5-3		1B 2 WP 1B		2 1B E HBP		3 0 0	0 0 1	2 0 0	0 0 0	0 0 0	0 0 0	0 0 0
Inning Stats	R: 2 E: 0 K: 0 S: 17 H: 3 LOB: 2 BB: 1 P: 34	R: 0 E: 0 K: 0 S: 10 H: 1 LOB: 2 BB: 0 P: 15	R: 0 E: 0 K: 0 S: 5 H: 1 LOB: 2 BB: 1 P: 10	R: 0 E: 0 K: 1 S: 9 H: 0 LOB: 0 BB: 0 P: 13	R: 1 E: 0 K: 0 S: 9 H: 3 LOB: 1 BB: 0 P: 17	R: 0 E: 0 K: 2 S: 16 H: 2 LOB: 3 BB: 1 P: 23	R: 0 E: 0 K: 1 S: 7 H: 0 LOB: 0 BB: 0 P: 8	R: 2 E: 1 K: 0 S: 10 H: 1 LOB: 1 BB: 0 P: 13		1B: 9 2B: 1 3B: 1 HR: 0	SF: 1 SAC: 0 DP: 1 HBP: 2			WP: 1 PB: 0 SB: 1 CS: 0	PA: 40		

	AB	34
	R	5
	H	11
	RBI	3
	BB	3
	SO	4
	LOB	21

PITCHER	IP	WLS	BF	H	R	ER	SO	BB	IBB	HBP	BLK	WP	HR	S	P	ERA	WHIP
Kip Wells, R (1, 1) ERA: 8.28	5.2	L	30	10	3	3	2	3	0	1	0	1	0	63	108	4.76	2.294
34 John Grabow, L (6, 1) ERA: 4.39	1.1		4	0	0	0	2	0	0	0	0	0	0	10	12	0.00	0.000
Damaso Marte, L (8, 1) ERA: 3.31	0.2		4	1	2	0	0	0	0	1	0	0	0	7	10	0.00	1.500
16 Salomon Torres, R (8, 1) ERA: 4.3	0.1		2	0	0	0	0	0	0	0	0	0	0	3	3	0.00	0.000

PITCHER	IP	WLS	BF	H	R	ER	SO	BB	IBB	HBP	BLK	WP	HR	S	P	ERA	WHIP

Pittsburgh Pirates @ Florida Marlins

Dolphin Stadium, Miami, FL

Sun Jul 23 2006, 1:05 PM EDT

Att. 11,468 - Partly Cloudy - 88 F

livebaseballscorecards.com

TOP

Batter	1	2	3	4	5	6	7	8	9	AB	R	H	RBI	BB	SO	LOB
José Bautista, R (1, 8) OBP: 0.371, SLG: 0.495	2-1 12 1B 2 BB 1B		2-1 2 E 2 1B 1B	0-0 E6 12 1B		4-2 2 G5-4-3 1 BB			2-2 P6 ①	4	1	2	0	1	0	0
2 Jack Wilson, R (1, 6) OBP: 0.307, SLG: 0.387	4-2 12 1B 1-2 BB		2-2 1B 12 1B 1-H 1B 1B	0-1 P6 ②		3-1 G5-4-3 ② ③ 1-2f			1-1 BB 2B 1B	4	2	2	1	1	0	2
12 Freddy Sanchez, R (1, 4) OBP: 0.390, SLG: 0.512	0-2 1-2 2-3 1B		1-1 1B 1-2 1B	1-1 WP 1-3 1B			0-1 G6-3 ①		1-1 F7 ②	5	1	3	0	0	0	1
Jason Bay, R (1, 7) OBP: 0.400, SLG: 0.535	0-3 K ①		1-3 K ①	4-0 1-2 BB			1-1 P6 ②		4-2 2B 1-2 BB	3	0	0	0	2	2	5
Joe Randa, R (1, 5) OBP: 0.331, SLG: 0.410	0-2 K ②		0-0 1B 1-2 2-3 1B	2-2 F9 ③			4-1 BB		0-0 1-3 2-H 2B	4	0	2	1	1	1	6
Craig Wilson, R (1, 9) OBP: 0.339, SLG: 0.480 55 Matt Capps, R (7, 1) Roberto Hernandez, R (8, 1) 34 John Grabow, L (8, 1) 16 Salomon Torres, R (8, 1) OBP: 0.250, SLG: 0.250 Sean Casey, L (9, PH) OBP: 0.391, SLG: 0.413 45 Ian Snell, R (9, PR) OBP: 0.103, SLG: 0.037 Michael Gonzalez, R (9, 1)	2-3 K ③		2-2 F4 ②		0-1 P2 ①		3-1 F8 ③		4-0 IBB	4 0 0 0 0 0 0 0 0	0 0 0 0 0 0 0 0 0	0 0 0 0 0 0 0 0 0	0 0 0 0 0 1 0 0 0	0 0 0 0 0 0 0 0 0	1 0 0 0 0 0 0 0 0	7 0 0 0 0 0 0 0 0
José Hernández, R (1, 3) OBP: 0.295, SLG: 0.348		X 0-0 G5-3 ①	C F X 0-2 1-2 2-H 3-H 1B		B B F B F X 3-2 F9 ②			C F B S 1-3 K ①	B F B S S 2-3 K ③	5	0	1	2	0	2	3
11 Humberto Cota, R (1, 2) OBP: 0.270, SLG: 0.220		B X 1-0 F9 ②	F B F B S 2-3 K ③		B X 1-0 F8 ③			C B C B S 2-3 K ②		4	0	0	0	0	2	2
24 Tom Gorzelanny, R (1, 1) 13 Nate McLouth, L (7, 9) OBP: 0.295, SLG: 0.364		B C S B F X 2-2 G4-3 ③		B C B F T 2-2 K ①		C X 0-1 G4-3 ①		B X 1-0 P5 ③		3 1	0 0	0 0	0 0	0 0	1 0	0 0
Inning Stats	R: 0 E: 0 K: 3 S: 19 H: 2 LOB: 3 BB: 1 P: 27	R: 0 E: 0 K: 0 S: 6 H: 0 LOB: 0 BB: 0 P: 9	R: 3 E: 1 K: 2 S: 20 H: 5 LOB: 2 BB: 0 P: 30	R: 0 E: 1 K: 1 S: 11 H: 1 LOB: 3 BB: 1 P: 20	R: 0 E: 0 K: 0 S: 6 H: 0 LOB: 0 BB: 0 P: 10	R: 0 E: 0 K: 0 S: 8 H: 0 LOB: 0 BB: 1 P: 15	R: 0 E: 0 K: 0 S: 7 H: 0 LOB: 1 BB: 1 P: 15	R: 0 E: 0 K: 2 S: 7 H: 0 LOB: 0 BB: 0 P: 11	R: 1 E: 0 K: 1 S: 13 H: 2 LOB: 3 BB: 2 P: 27	1B: 9 2B: 1 3B: 0 HR: 0 SF: 0 SAC: 0 DP: 1 HBP: 0						

AB	37
R	4
H	10
RBI	4
BB	6
SO	9
LOB	26

WP: 1 PB: 0 SB: 0 CS: 0 PA: 43

PITCHER		IP	WLS	BF	H	R	ER	SO	BB	IBB	HBP	BLK	WP	HR	S	P	ERA	WHIP
Dontrelle Willis, L ERA: 3.97	(1, 1)	6.0		29	8	3	3	6	3	0	0	0	1	0	70	111	4.50	1.833
Randy Messenger, R ERA: 3.72	(7, 1)	1.0		4	0	0	0	0	1	0	0	0	0	0	7	15	0.00	1.000
19 Logan Kensing, R ERA: 4.32	(8, 1)	1.0	H	3	0	0	0	2	0	0	0	0	0	0	7	11	0.00	0.000
Joe Borowski, R ERA: 3.6	(9, 1)	1.0	W	7	2	1	1	1	1	1	0	0	0	0	13	27	9.00	3.000

PITCHER	IP	WLS	BF	H	R	ER	SO	BB	IBB	HBP	BLK	WP	HR	S	P	ERA	WHIP

Batter	1	2	3	4	5	6	7	8	9	AB	R	H	RBI	BB	SO	LOB
2 Hanley Ramirez, R (1, 6) OBP: 0.337, SLG: 0.427	B C B B F B 4-2 CS BB		C B B C X 2-2 ① P3		C X 0-1 ② P5		X 0-0 SH 6 CS 3-H		C X 0-1 SH1-3 1-2 ①	2	0	0	1	1	0	0
6 Dan Uggla, R (1, 4) OBP: 0.358, SLG: 0.503	C B S S 1-3 ① K		B S X 1-1 HR		C B B B 4-1 BB		1 SAFE C X 0-1 ② 12 PB 1-2 2B		C B X 1-1 2-H 1B	4	1	3	2	1	1	1
Miguel Cabrera, R (1, 5) OBP: 0.429, SLG: 0.545	C F D 1 B F F S SAFE 2-3 ②③ K 1-2		B B S B B 4-1 14 FC6-4 BB		C F 1 B X SAFE 1-2 ③ F9		I I I I 4-0 12 PB IBB			2	0	0	0	2	1	2
12 Cody Ross, R (1, 8) (9, 7) OBP: 0.317, SLG: 0.496		B F B F X 2-2 14 1B 20 1B 2B	S B F B F X 2-2 ② F8			B C F F B S 2-3 ① K	B B S S C 2-3 ③ K 1-2 2-3			4	1	1	0	0	2	3
14 Josh Willingham, R (1, 7) OBP: 0.333, SLG: 0.439 Miguel Olivo, R (9, 2) OBP: 0.309, SLG: 0.468	B X 1-0 20 1B BB 2-3 1B	B X 1-0 ③ FC6-4 1-2f			B X 1-0 ② G5-3			C F B B B X 2-2 ① G6-3		4 0	0 0	1 0	0 0	0 0	0 0	1 0
Wes Helms, R (1, 3) OBP: 0.348, SLG: 0.520	F B B F B B 4-2 20 1B 1-2 BB		B X 1-0 ① G6-3			F B S B S 2-3 ③ K		B S C B F B X 3-2 1B		3	0	1	0	1	1	0
27 Jeremy Hermida, L (1, 9) OBP: 0.388, SLG: 0.452	B X 1-0 ① F6		B C X 1-1 20 F8-3 1B				B C B S F X 2-2 HR	F B S S 1-3 ② K		4	1	2	1	0	1	4
20 Matt Treanor, R (1, 2) OBP: 0.308, SLG: 0.274 17 Mike Jacobs, L (8, PH) OBP: 0.348, SLG: 0.522 Joe Borowski, R (9, 1)	B C X 1-1 ② 1-2 2-H 3-H 1B	B X 1-0 ②③ F8-3 1-1					F X 0-1 ① P3	F C X 0-2 ③ F7		3 1 0	0 0 0	1 0 0	1 0 0	0 0 0	0 0 0	1 1 0
Dontrelle Willis, L (1, 1) OBP: 0.190, SLG: 0.184 Randy Messenger, R (7, 1) Joe Borchard, S (7, PH) OBP: 0.321, SLG: 0.378 19 Logan Kensing, R (8, 1) 4 Alfredo Amezaga, S (9, 8) OBP: 0.333, SLG: 0.346	F S X 0-2 ③ G5-3				B C F F X 1-2 ① F8		F B X 1-1 2 SH 3B		B C B B B 4-1 2 SH1-3 6 1B BB	2 0 1 0 0	0 0 1 0 1	0 0 1 0 0	0 0 1 0 0	0 0 0 0 1	0 0 0 0 0	2 0 0 0 0
Inning Stats	R: 0 E: 0 K: 2 S: 10 H: 0 LOB: 0 BB: 1 P: 17	R: 1 E: 0 K: 0 S: 12 H: 3 LOB: 2 BB: 1 P: 21	R: 1 E: 0 K: 0 S: 11 H: 1 LOB: 1 BB: 1 P: 21	R: 0 E: 0 K: 0 S: 4 H: 1 LOB: 0 BB: 0 P: 7	R: 0 E: 0 K: 0 S: 10 H: 0 LOB: 1 BB: 1 P: 16	R: 0 E: 0 K: 2 S: 8 H: 0 LOB: 0 BB: 0 P: 13	R: 2 E: 0 K: 1 S: 14 H: 3 LOB: 2 BB: 1 P: 23	R: 0 E: 0 K: 1 S: 14 H: 1 LOB: 1 BB: 0 P: 20	R: 1 E: 0 K: 0 S: 5 H: 1 LOB: 1 BB: 1 P: 10	1B: 5 2B: 3 3B: 1 HR: 2		SF: 0 SAC: 2 DP: 1 HBP: 0				

PITCHER		IP	WLS	BF	H	R	ER	SO	BB	IBB	HBP	BLK	WP	HR	S	P	ERA	WHIP
24 Tom Gorzelanny, L ERA: 7.13	(1, 1)	6.0		24	5	2	2	4	4	0	0	0	0	1	55	95	3.00	1.500
55 Matt Capps, R ERA: 3.38	(7, 1)	1.0	B	7	3	2	2	1	0	1	0	0	0	1	14	23	18.00	3.000
Roberto Hernandez, R ERA: 3.0	(8, 1)	0.1		2	1	0	0	0	0	0	0	0	0	0	8	13	0.00	3.000
34 John Grabow, L ERA: 4.35	(8, 1)	0.1		1	0	0	0	1	0	0	0	0	0	0	3	4	0.00	0.000
16 Salomon Torres, R ERA: 4.28	(8, 1)	0.1		1	0	0	0	0	0	0	0	0	0	0	3	3	0.00	0.000

PITCHER		IP	WLS	BF	H	R	ER	SO	BB	IBB	HBP	BLK	WP	HR	S	P	ERA	WHIP
Michael Gonzalez, L ERA: 2.57	(9, 1)	0.1	L	3	1	1	1	0	1	0	0	0	0	0	5	10	27.00	6.000

BOTTOM

Pittsburgh Pirates @ Florida Marlins

Dolphin Stadium, Miami, FL

Sun Jul 23 2006, 1:05 PM EDT

Att. 11,468 - Partly Cloudy - 88 F

livebaseballscorecards.com

AB	30
R	5
H	10
RBI	5
BB	6
SO	6
LOB	15

WP: 0 PA: 38
PB: 1
SB: 0
CS: 2

Batter	1	2	3	4	5	6	7	8	9	AB	R	H	RBI	BB	SO	LOB
José Bautista, R (1, 8) OBP: 0.367, SLG: 0.489	C C B X 1-2 F9 ①		B C F X 1-2 G6-3 ②		B C B B S S 3-3 K ①	D C F B X 2-2 12 FC5 1-2 1B		C C B B X 2-2 G5-3 ①		5	0	1	0	0	1	0
2 Jack Wilson, R (1, 6) OBP: 0.308, SLG: 0.387	C B F F X 1-2 12 FC1-6 1B		B B B C X 3-1 1B		C F F X 0-2 G4-3 ②	D B X 2-0 F7 ②		C M F B S 1-3 K ②		5	0	2	0	0	1	3
12 Freddy Sanchez, R (1, 5) OBP: 0.385, SLG: 0.504	B X 1-0 FC1-6 HR ② 1-2f		B X 1-0 F8 ③		B C B X 2-1 G5-3 ③	X 0-0 FC5 1-2 2-3f ③		C B F F F B F C 2-3 K ③		5	1	0	0	0	1	5
Jason Bay, R (1, 7) OBP: 0.407, SLG: 0.553	F B X 1-1 1-H HR			B F X 1-1 1B 3B		F B B B B 4-1 FC3-6 BB	B X 1-0 2B G3 1B		C B C B X 2-2 G6-4-3 1B	4	3	4	2	1	0	0
Sean Casey, L (1, 3) OBP: 0.381, SLG: 0.418	C C F X 0-2 G5-3 ③			X 0-0 FC5-4 3-H 1B		C F X 0-2 FC3-6 BB 26 1B 1B 1-2f ①	X 0-0 G3 26 1B 1-3 2B		F S F X 0-2 G6-4-3 1-2f ① ②	5	2	2	1	0	0	2
Craig Wilson, R (1, 9) OBP: 0.337, SLG: 0.474		B C X 1-1 P4 ①		C F F S 0-3 K ①		X 0-0 26 1B BB 26 E 1-2 1B	C X 0-1 G3 2-3 3-H ①		B F F B C 2-3 K ③	5	1	1	1	0	2	2
Jose Castillo, R (1, 4) OBP: 0.328, SLG: 0.420		C X 0-1 L9 ②		C B C X 1-2 FC5-4 26 E 26 1B 1-2f ②		B S B B B 4-1 26 E 1B 1-2 2-3 BB	X 0-0 P4 ②			3	1	0	0	1	0	2
26 Ronny Paulino, R (1, 2) OBP: 0.359, SLG: 0.393		C B B B X 3-1 G4-3 ③		B B B C X 3-1 E4 1-3 1B		C X 0-1 E9 1B 1-3 2-H 3-H 1B	X 0-0 3-H 1B			4	0	3	2	0	0	0
57 Zach Duke, L (1, 1) OBP: 0.233, SLG: 0.262 Victor Santos, R (3, 1) OBP: 0.111, SLG: 0.111 Joe Randa, R (6, PH) OBP: 0.336, SLG: 0.415 Damaso Marte, L (6, 1) 13 Nate McLouth, L (7, PH) OBP: 0.284, SLG: 0.362 34 John Grabow, L (7, 1)			B C B C S 2-3 K ①	C D B F X 2-2 G5-3 ③		X 0-0 12 FC5 1B 2-3 3-H 1B	F B F F B X 2-2 P5 ③			1 0 0 0 0 1 0 1 0 0 0 0 0 2 1 0 1 1 0 0 0 0 0 0 0 0 0 0 1 0 0 0 0 0 1 0 0 0 0 0 0 0						
Inning Stats	R: 2 E: 0 K: 0 S: 14 H: 2 LOB: 0 BB: 0 P: 18	R: 0 E: 0 K: 0 S: 6 H: 0 LOB: 0 BB: 0 P: 10	R: 0 E: 0 K: 1 S: 9 H: 1 LOB: 1 BB: 0 P: 16	R: 1 E: 1 K: 1 S: 15 H: 3 LOB: 2 BB: 0 P: 22	R: 0 E: 0 K: 1 S: 9 H: 0 LOB: 0 BB: 0 P: 14	R: 3 E: 1 K: 0 S: 14 H: 4 LOB: 3 BB: 2 P: 26	R: 2 E: 0 K: 0 S: 10 H: 3 LOB: 1 BB: 0 P: 13	R: 0 E: 0 K: 2 S: 13 H: 0 LOB: 0 BB: 0 P: 18	R: 0 E: 0 K: 1 S: 10 H: 1 LOB: 0 BB: 0 P: 14	1B: 11 2B: 1 3B: 1 HR: 1 SF: 0 SAC: 0 DP: 1 HBP: 0						

TOP

Pittsburgh Pirates @ Milwaukee Brewers

Miller Park, Milwaukee, WI

Mon Jul 24 2006, 7:05 PM CDT

Att. 30,252 - Partly Cloudy - 84 F

livebaseballscorecards.com

AB	40
R	8
H	14
RBI	7
BB	2
SO	6
LOB	17

PITCHER		IP	WLS	BF	H	R	ER	SO	BB	IBB	HBP	BLK	WP	HR	S	P	ERA	WHIP
Doug Davis, L ERA: 5.01	(1, 1)	6.0	W	30	10	6	6	3	2	0	0	0	0	1	67	106	9.00	2.000
52 Jose Capellan, R ERA: 4.29	(7, 1)	1.0		6	3	2	2	0	0	0	0	0	0	0	10	13	18.00	3.000
Matt Wise, R ERA: 4.04	(8, 1)	2.0		6	1	0	0	3	0	0	0	0	0	0	23	32	0.00	0.500

PITCHER	IP	WLS	BF	H	R	ER	SO	BB	IBB	HBP	BLK	WP	HR	S	P	ERA	WHIP

BOTTOM

Pittsburgh Pirates @ Milwaukee Brewers

Miller Park, Milwaukee, WI

Mon Jul 24 2006, 7:05 PM CDT
Att. 30,252 - Partly Cloudy - 84 F

livebaseballscorecards.com

Batter	1	2	3	4	5	6	7	8	9	AB	R	H	RBI	BB	SO	LOB
23 Rickie Weeks Jr., R (1, 4) OBP: 0.363, SLG: 0.404 Chris Barnwell, R (3, 4) OBP: 0.107, SLG: 0.074	F9 2 HR 2B	E1 BLK 1B	E4 2 E 1B 2-H		G6-3	K		G4-3		2 4	2 1	1 0	0 0	0 0	0 1	0 2
Jeff Cirillo, R (1, 5) OBP: 0.388, SLG: 0.410	F9 2-3	1B 28 1B 1B 1-H	2 FC4-6 1B 1-2		2 HR 2B		E4 28 G3 22 1B			5	2	3	1	0	0	1
2 Bill Hall, R (1, 6) OBP: 0.317, SLG: 0.562	HR 3-H	K	FC4-6 HR 1-2f 2-H		2-H HR		K			5	3	2	4	0	2	3
Carlos Lee, R (1, 7) OBP: 0.351, SLG: 0.558 22 Tony Gwynn Jr., L (5, PR) OBP: 0.600, SLG: 0.800 (6, 8)	1B 2B	G1-3 28 1B 1B 1-3	HR 2-H		28 G4-6-3 BB		28 G3 1B 1-2			3 1	2 0	3 1	2 0	1 0	0 0	0 0
28 Prince Fielder, L (1, 3) OBP: 0.341, SLG: 0.495	BB 1B SF7 HBP	G1-3 1-2 3-H	1B		G4-6-3 1-2f		G3 1-2 2-3			4	1	2	1	0	0	3
Damian Miller, R (1, 2) OBP: 0.325, SLG: 0.430	BB 1-2 2-H 1B	G1-3 1-2 2-3	F8			F8	IBB			4	0	1	1	1	0	3
Geoff Jenkins, L (1, 9) OBP: 0.338, SLG: 0.409	FC6-4 1-2 2-3 BB	K	F8			2B BB	G4-3			3	0	0	0	2	1	5
Brady Clark, R (1, 8) OBP: 0.386, SLG: 0.343 (6, 7)	SF7 3-H	SH3-4 E 1B	G6-3			1-3 2B	K			4	1	2	1	0	1	0
Doug Davis, R (1, 1) OBP: 0.091, SLG: 0.070 18 Gabe Gross, L (6, PH) OBP: 0.377, SLG: 0.493 52 Jose Capellan, R (7, 1) Matt Wise, R (8, 1)	FC6-4 1-2f	SH3-4 1-2	K			BB	K			2 0 0 1	0 0 0 0	0 0 0 0	0 0 0 0	0 1 0 0	1 0 0 1	2 0 0 0
Inning Stats	R: 4 H: 4 E: 0 LOB: 2 K: 0 BB: 1 S: 16 P: 26	R: 2 H: 3 E: 1 LOB: 2 K: 2 BB: 0 S: 18 P: 29	R: 4 H: 4 E: 2 LOB: 1 K: 0 BB: 0 S: 18 P: 25	R: 0 H: 0 E: 0 LOB: 0 K: 1 BB: 0 S: 7 P: 8	R: 2 H: 2 E: 0 LOB: 1 K: 0 BB: 1 S: 7 P: 15	R: 0 H: 1 E: 0 LOB: 2 K: 1 BB: 2 S: 7 P: 16	R: 0 H: 1 E: 1 LOB: 3 K: 1 BB: 1 S: 9 P: 18	R: 0 H: 0 E: 0 LOB: 0 K: 2 S: 10 P: 13		1B: 8 SF: 1 2B: 4 SAC: 1 3B: 0 DP: 1 HR: 3 HBP: 1						

AB	38
R	12
H	15
RBI	10
BB	5
SO	7
LOB	19

WP: 0 PA: 46
PB: 0
SB: 0
CS: 0

PITCHER		IP	WLS	BF	H	R	ER	SO	BB	IBB	HBP	BLK	WP	HR	S	P	ERA	WHIP
57 Zach Duke, L ERA: 5.51	(1, 1)	2.1	L	19	8	8	7	2	1	0	1	1	0	1	39	60	27.00	3.857
Victor Santos, R ERA: 5.28	(3, 1)	2.2		13	5	4	3	1	1	0	0	0	0	2	27	43	10.12	2.250
Damaso Marte, L ERA: 3.22	(6, 1)	1.0		5	1	0	0	1	2	0	0	0	0	0	7	16	0.00	3.000
34 John Grabow, L ERA: 4.15	(7, 1)	2.0		9	1	0	0	3	0	1	0	0	0	0	19	31	0.00	0.500

PITCHER	IP	WLS	BF	H	R	ER	SO	BB	IBB	HBP	BLK	WP	HR	S	P	ERA	WHIP

Batter	1	2	3	4	5	6	7	8	9	AB	R	H	RBI	BB	SO	LOB
13 Nate McLouth, L (1, 8) (8, 9) OBP: 0.296, SLG: 0.368	B B C X 2-1 ① F9	B X 1-0 1-3 2B			C F S 0-3 ① K			C X 0-1 2 SH 12 1B 1B	B B X 2-0 ② F7	5	1	2	0	0	1	0
2 Jack Wilson, R (1, 6) OBP: 0.305, SLG: 0.383	C F X 0-2 ② F9	S B X 1-1 ③ G5-3			C B F B F F X 2-2 ② F8			1 SAFE X 0-0 SH 1-3 12 1B	S F C 0-3 ③ K	4	1	0	0	0	1	2
12 Freddy Sanchez, R (1, 5) OBP: 0.386, SLG: 0.507	B X 1-0 1B 2B		C B B B X 3-1 ① L9		C X 0-1 ③ G6-3			F F X 0-2 1B HR 2-H 3-H 1B		4	1	2	2	0	0	0
Jason Bay, R (1, 7) OBP: 0.408, SLG: 0.553	C B F F X 1-2 2-3 1B		F B F B X 2-2 G4-1 1B			B C F S 1-3 ① K		C B S F B S 2-3 ① K		4	0	2	0	0	2	1
Sean Casey, L (1, 3) OBP: 0.379, SLG: 0.415	F B C X 1-2 ③ F8		S F B 1 SAFE X 1-2 ② G4-1 1-2			C B F F B F F X 2-2 ② F9		1 SAFE X 0-0 HR 1-2 1B		4	1	1	0	0	0	3
Jeromy Burnitz, L (1, 9) OBP: 0.283, SLG: 0.440 16 Salomon Torres, R (8, 1) OBP: 0.250, SLG: 0.250 55 Matt Capps, R (9, 1)		X 0-0 HR	C S B B S 2-3 ③ K			X 0-0 ③ F7		B X 1-0 1-H 2-H HR		4 0 0	2 0 0	2 0 0	4 0 0	0 0 0	1 0 0	1 0 0
Jose Castillo, R (1, 4) OBP: 0.324, SLG: 0.415		C X 0-1 ① G4-3		C B X 1-1 ① P3			F X 0-1 ① G5-3	C S F S 0-3 ② K		4	0	0	0	0	1	0
26 Ronny Paulino, R (1, 2) OBP: 0.358, SLG: 0.391		B X 1-0 13 2B 1B		X 0-0 ② G1-3			C F X 0-2 ② G6-3	B B B C X 3-1 ③ L8		4	0	1	0	0	0	0
45 Ian Snell, R (1, 1) OBP: 0.094, SLG: 0.033 José Bautista, R (8, 8) OBP: 0.366, SLG: 0.487		L B X 1-1 ② P5		B C C S 1-3 ③ K2-3			F B F F B C 2-3 ③ K		C C B F B X 2-2 ① P3	3 1	0 0	0 0	0 0	0 0	2 0	1 0
Inning Stats	R: 0 H: 2 E: 0 LOB: 2 K: 0 BB: 0 S: 13 P: 18	R: 1 H: 3 E: 0 LOB: 2 K: 0 BB: 0 S: 9 P: 13	R: 0 H: 1 E: 0 LOB: 1 K: 1 BB: 0 S: 11 P: 19	R: 0 H: 0 E: 0 LOB: 0 K: 1 BB: 0 S: 6 P: 8	R: 0 H: 0 E: 0 LOB: 0 K: 1 BB: 0 S: 10 P: 12	R: 0 H: 0 E: 0 LOB: 0 K: 1 BB: 0 S: 10 P: 13	R: 0 H: 0 E: 0 LOB: 0 K: 1 BB: 0 S: 9 P: 11	R: 5 H: 4 E: 1 LOB: 0 K: 2 BB: 0 S: 18 P: 24	R: 0 H: 0 E: 0 LOB: 0 K: 1 BB: 0 S: 8 P: 12	1B: 6 2B: 2 3B: 0 HR: 2	SF: 0 SAC: 1 DP: 0 HBP: 0					

PITCHER		IP	WLS	BF	H	R	ER	SO	BB	IBB	HBP	BLK	WP	HR	S	P	ERA	WHIP
15 Ben Sheets, R ERA: 5.27	(1, 1)	7.0		27	6	1	1	5	0	0	0	0	0	1	68	94	1.29	0.857
31 Dave Bush, R ERA: 4.95	(8, 1)	1.0	L	8	4	5	4	2	0	0	0	0	0	1	18	24	36.00	4.000
Derrick Turnbow, R ERA: 6.02	(9, 1)	1.0		3	0	0	0	1	0	0	0	0	0	0	8	12	0.00	0.000

PITCHER	IP	WLS	BF	H	R	ER	SO	BB	IBB	HBP	BLK	WP	HR	S	P	ERA	WHIP

TOP

Pittsburgh Pirates @ Milwaukee Brewers

Miller Park, Milwaukee, WI

Tue Jul 25 2006, 7:05 PM CDT

Att. 35,923 - Cloudy - 87 F

livebaseballscorecards.com

AB	37
R	6
H	10
RBI	6
BB	0
SO	8
LOB	8

WP: 0 PA: 38
PB: 0
SB: 0
CS: 0

Batter	1	2	3	4	5	6	7	8	9	AB	R	H	RBI	BB	SO	LOB
18 Gabe Gross, L (1, 8) OBP: 0.368, SLG: 0.479	B B C B F F S 3-3 ① K			C B S F S 1-3 K	X 0-0 ② L7		C B B B F X 3-2 ② ③ G6-3 1-2f		4	0	0	0	0	2	1
Jeff Cirillo, R (1, 5) OBP: 0.385, SLG: 0.412	X 0-0 F8 2B			L F S 0-3 ① K	X 0-0 ③ G5-3			C B F X 1-2 ① G6-3	4	0	1	0	0	1	1
Geoff Jenkins, L (1, 9) OBP: 0.337, SLG: 0.406	F B 2 SAFE X 1-1 ② ③ F8 2-3			B X 1-0 ② F8			B B B C B 4-1 28 1B BB		F X 0-1 ② P6	3	0	0	0	1	0	2
Carlos Lee, R (1, 7) OBP: 0.350, SLG: 0.555		B C S X 1-2 28 G6-4-3 1B		C C B 1 SAFE F X 1-2 ③ F9			C B D C X 2-2 ① F7		B F B X 2-1 ③ G5-3	4	0	1	0	0	0	2
28 Prince Fielder, L (1, 3) OBP: 0.343, SLG: 0.504		X 0-0 ① ② G6-4-3 1-2f			C F B X 1-2 HR		X 0-0 1-2 1B			3	1	2	1	0	0	1
2 Bill Hall, R (1, 6) OBP: 0.314, SLG: 0.557		C B S F S 1-3 ③ K			B C F C 1-3 ① K		B C S S 1-3 ② K			3	0	0	0	0	3	2
Damian Miller, R (1, 2) OBP: 0.321, SLG: 0.425			C B F B S 2-3 ① K2-3		B X 1-0 ② F8		F S B C 1-3 ③ K			3	0	0	0	0	2	2
Chris Barnwell, R (1, 4) OBP: 0.097, SLG: 0.067			X 0-0 ② B1		B X 1-0 ③ G1-3			B F X 1-1 ① G5-3		3	0	0	0	0	0	0
15 Ben Sheets, R (1, 1) OBP: 0.111, SLG: 0.111 31 Dave Bush, R (8, 1) OBP: 0.175, SLG: 0.250 22 Tony Gwynn Jr., L (8, PH) OBP: 0.667, SLG: 0.833 Derrick Turnbow, R (9, 1)			C X 0-1 ③ B1-3			B B C S C 2-3 ① K		X 0-0 18 G6-3 1B		2 0 0 1	0 0 0 0	0 0 1 0	0 0 0 0	0 0 0 0	1 0 0 0	0 0 0 0
Inning Stats	R: 0 H: 1 E: 0 LOB: 0 K: 1 BB: 0 S: 7 P: 11	R: 0 H: 1 E: 0 LOB: 0 K: 1 BB: 0 S: 8 P: 10	R: 0 H: 0 E: 0 LOB: 0 K: 1 BB: 0 S: 6 P: 8	R: 0 H: 0 E: 0 LOB: 1 K: 2 BB: 0 S: 12 P: 15	R: 1 H: 1 E: 0 LOB: 0 K: 1 BB: 0 S: 8 P: 12	R: 0 H: 0 E: 0 LOB: 0 K: 1 BB: 0 S: 5 P: 7	R: 0 H: 1 E: 0 LOB: 2 K: 2 BB: 1 S: 11 P: 19	R: 0 H: 1 E: 0 LOB: 0 K: 0 BB: 0 S: 6 P: 10	R: 0 H: 0 E: 0 LOB: 0 K: 0 BB: 0 S: 7 P: 10	1B: 3 SF: 0 2B: 1 SAC: 0 3B: 0 DP: 2 HR: 1 HBP: 0						

PITCHER		IP	WLS	BF	H	R	ER	SO	BB	IBB	HBP	BLK	WP	HR	S	P	ERA	WHIP
45 Ian Snell, R ERA: 4.63	(1, 1)	7.0	W	25	4	1	1	9	1	0	0	0	1	1	57	82	1.29	0.714
16 Salomon Torres, R ERA: 4.21	(8, 1)	1.0		3	1	0	0	0	0	0	0	0	0	0	6	10	0.00	1.000
55 Matt Capps, R ERA: 3.31	(9, 1)	1.0		3	0	0	0	0	0	0	0	0	0	0	7	10	0.00	0.000

PITCHER	IP	WLS	BF	H	R	ER	SO	BB	IBB	HBP	BLK	WP	HR	S	P	ERA	WHIP

BOTTOM

Pittsburgh Pirates @ Milwaukee Brewers

Miller Park, Milwaukee, WI

Tue Jul 25 2006, 7:05 PM CDT
Att. 35,923 - Cloudy - 87 F

livebaseballscorecards.com

AB	30
R	1
H	5
RBI	1
BB	1
SO	9
LOB	11

WP: 1 PA: 31
PB: 0
SB: 0
CS: 0

Pittsburgh Pirates @ Milwaukee Brewers

Miller Park, Milwaukee, WI

Wed Jul 26 2006, 1:05 PM CDT

Att. 37,678 - Partly Cloudy - 79 F

livebaseballscorecards.com

TOP

Batter	1	2	3	4	5	6	7	8	9	AB	R	H	RBI	BB	SO	LOB
José Bautista, R (1, 8) OBP: 0.363, SLG: 0.494	P2		HR	F9 1-2 2-3		G3			K	5	1	1	1	0	1	2
2 Jack Wilson, R (1, 6) OBP: 0.306, SLG: 0.383	12 WP 12 1B 1B		G5-3		F7	B5-3			12 BLK E 1B	5	2	2	0	0	0	0
12 Freddy Sanchez, R (1, 4) OBP: 0.386, SLG: 0.504	CS 1B 1-H 1B		F9		G1-3	K			E WP 1-2 IBB	4	1	1	1	1	1	0
Jason Bay, R (1, 7) OBP: 0.407, SLG: 0.559	1 SAFE 1-2 1B		K		HR		P4 K		F8	5	1	2	1	0	1	2
Sean Casey, L (1, 3) OBP: 0.379, SLG: 0.414	K 2-3			P4 2B 1B	2B 1B		K		E8 WP 1-3 2-H 1B	5	1	2	1	0	2	2
Joe Randa, R (1, 5) OBP: 0.344, SLG: 0.420		F7		26 F9 28 1B 1B BB	1-3 2B 2B		K		WP IBB	3	2	1	0	2	1	0
Craig Wilson, R (1, 9) OBP: 0.339, SLG: 0.478 55 Matt Capps, R (8, 1) José Hernández, R (9, PH) OBP: 0.295, SLG: 0.348 Jeromy Burnitz, L (9, PH) OBP: 0.285, SLG: 0.440 Michael Gonzalez, R (9, 1)	K			WP 28 1B 1-2 1B	2-H 3-H 2B			L4	26 FC6-4 1-2 2-3 3-H HBP	4 0 0 0 0	0 0 0 0 0	2 0 0 0 0	2 0 0 0 0	0 0 0 0 0	1 0 0 0 0	0 0 0 0 0
26 Ronny Paulino, R (1, 2) OBP: 0.358, SLG: 0.389	28 FC5-4 1B			F9 2-3	IBB			F8	FC6-4 1-2f	4	0	1	0	1	0	5
28 Paul Maholm, L (1, 1) OBP: 0.205, SLG: 0.162 13 Nate McLouth, L (8, PH) OBP: 0.295, SLG: 0.366 (8, 9)	FC5-4 1-2f			WP 1-2 3-H 1B	K			K		3 1	0 0	1 0	1 0	0 0	1 1	3 0
Inning Stats	R: 1 E: 0 K: 1 S: 13 H: 3 LOB: 2 BB: 0 P: 20	R: 0 E: 0 K: 1 S: 13 H: 1 LOB: 1 BB: 0 P: 21	R: 1 E: 0 K: 1 S: 9 H: 1 LOB: 0 BB: 0 P: 13	R: 1 E: 0 K: 0 S: 11 H: 2 LOB: 2 BB: 1 P: 19	R: 3 E: 0 K: 1 S: 18 H: 4 LOB: 2 BB: 1 P: 31	R: 0 E: 0 K: 1 S: 6 H: 0 LOB: 0 BB: 0 P: 9	R: 0 E: 0 K: 2 S: 9 H: 0 LOB: 0 BB: 0 P: 16	R: 0 E: 0 K: 1 S: 11 H: 0 LOB: 0 BB: 0 P: 17	R: 2 E: 1 K: 1 S: 14 H: 2 LOB: 3 BB: 2 P: 32	1B: 9 2B: 3 3B: 0 HR: 2 SF: 0 SAC: 0 DP: 1 HBP: 1						

	AB	39
	R	8
	H	13
	RBI	7
	BB	4
	SO	9
	LOB	14

WP: 3 PB: 0 SB: 0 CS: 1 PA: 44

PITCHER		IP	WLS	BF	H	R	ER	SO	BB	IBB	HBP	BLK	WP	HR	S	P	ERA	WHIP
39 Chris Capuano, L ERA: 3.74	(1, 1)	5.0	L	27	11	6	6	4	1	1	0	0	2	2	64	104	10.80	2.400
Rick Helling, R ERA: 4.35	(6, 1)	2.0		6	0	0	0	3	0	0	0	0	0	0	15	25	0.00	0.000
Matt Wise, R ERA: 4.34	(8, 1)	1.2		7	1	2	2	2	0	1	0	1	0	0	20	35	10.80	0.600
Brian Shouse, L ERA: 2.81	(9, 1)	0.0		2	1	0	0	0	0	1	0	0	0	0	2	7	∞	∞
Dan Kolb, R ERA: 5.63	(9, 1)	0.1		2	0	0	0	0	0	0	1	0	1	0	3	7	0.00	0.000

PITCHER	IP	WLS	BF	H	R	ER	SO	BB	IBB	HBP	BLK	WP	HR	S	P	ERA	WHIP

Batter	1	2	3	4	5	6	7	8	9	AB	R	H	RBI	BB	SO	LOB
Brady Clark, R (1, 8) OBP: 0.390, SLG: 0.351	4-2 2B 2 HR BB		2-0 SH1-3 2 G5-3 2B		1-1 1B			3-3 ① K		3	2	2	0	1	1	0
Jeff Cirillo, R (1, 5) OBP: 0.384, SLG: 0.417	0-2 1-3 2 HR 2B		0-0 ① SH1-3 2-3		2-1 ③ G6-3			1-1 ② F7		3	1	1	0	0	0	1
2 Bill Hall, R (1, 6) OBP: 0.319, SLG: 0.568	3-2 2-H 3-H HR		0-0 ② G5-3 3-H			0-0 28 G4-6-3 1B		0-0 1B		4	1	3	4	0	0	0
Carlos Lee, R (1, 7) OBP: 0.347, SLG: 0.549	1-2 ① F7		1-2 ③ L7			0-0 ① F9		0-2 ③ P5		4	0	0	0	0	0	2
28 Prince Fielder, L (1, 3) OBP: 0.345, SLG: 0.501	0-3 ② K			1-1 11 CS HBP		1-1 ②③ G4-6-3 1-2f			4-1 BB	2	0	0	0	1	1	1
1 Corey Hart, R (1, 9) OBP: 0.385, SLG: 0.417	0-1 ③ G6-3			2-3 ① K			1-1 ① G3		0-3 ① K	4	0	0	0	0	2	2
9 Tony Graffanino, R (1, 4) OBP: 0.340, SLG: 0.402		0-2 ① F9		2-2 ② F7			1-0 ② F8		0-1 ② P4	4	0	0	0	0	0	2
11 Mike Rivera, R (1, 2) OBP: 0.333, SLG: 0.520		0-1 ② F7		1-1 ③ CS 1-2	3-2 22 G6-4-3 1B		1-1 1B		2-2 ③ F8	4	0	2	0	0	0	1
39 Chris Capuano, L (1, 1) OBP: 0.178, SLG: 0.163 22 Tony Gwynn Jr., L (5, PH) OBP: 0.571, SLG: 0.714 Rick Helling, R (6, 1) 18 Gabe Gross, L (7, PH) OBP: 0.366, SLG: 0.476 Matt Wise, R (8, 1) Brian Shouse, L (9, 1) Dan Kolb, R (9, 1)		1-3 ③ K			1-2 ①② G6-4-3 1-2f		3-3 ③ K			1 1 0 1 0 0 0	0 0 0 0 0 0 0	0 0 0 0 0 0 0	0 0 0 0 0 0 0	0 0 0 1 0 0 0	1 0 0 1 0 0 0	0 1 0 1 0 0 0
Inning Stats	R: 3 H: 2 E: 0 LOB: 0 K: 1 BB: 1 S: 19 P: 27	R: 0 H: 0 E: 0 LOB: 0 K: 1 BB: 0 S: 8 P: 9	R: 1 H: 1 E: 0 LOB: 0 K: 0 BB: 0 S: 6 P: 9	R: 0 H: 0 E: 0 LOB: 0 K: 1 BB: 0 S: 10 P: 16	R: 0 H: 2 E: 0 LOB: 1 K: 0 BB: 0 S: 11 P: 18	R: 0 H: 1 E: 0 LOB: 0 K: 0 BB: 0 S: 4 P: 5	R: 0 H: 1 E: 0 LOB: 1 K: 1 BB: 0 S: 8 P: 14	R: 0 H: 1 E: 0 LOB: 1 K: 1 BB: 0 S: 9 P: 13	R: 0 H: 0 E: 0 LOB: 1 K: 1 BB: 1 S: 10 P: 16	1B: 5 SF: 0 2B: 2 SAC: 1 3B: 0 DP: 2 HR: 1 HBP: 1						

PITCHER		IP	WLS	BF	H	R	ER	SO	BB	IBB	HBP	BLK	WP	HR	S	P	ERA	WHIP
28 Paul Maholm, L ERA: 4.96	(1, 1)	7.0	W	27	7	4	4	4	1	0	1	0	0	1	66	98	5.14	1.143
55 Matt Capps, R ERA: 3.25	(8, 1)	1.0	H	4	1	0	0	1	0	0	0	0	0	0	9	13	0.00	1.000
Michael Gonzalez, L ERA: 2.51	(9, 1)	1.0		4	0	0	0	1	1	0	0	0	0	0	10	16	0.00	1.000

PITCHER	IP	WLS	BF	H	R	ER	SO	BB	IBB	HBP	BLK	WP	HR	S	P	ERA	WHIP

BOTTOM

Pittsburgh Pirates @ Milwaukee Brewers

Miller Park, Milwaukee, WI

Wed Jul 26 2006, 1:05 PM CDT
Att. 37,678 - Partly Cloudy - 79 F

livebaseballscorecards.com

AB	31
R	4
H	8
RBI	4
BB	2
SO	6
LOB	11

Batter	1	2	3	4	5	6	7	8	9	AB	R	H	RBI	BB	SO	LOB
Steve Finley, L (1, 8) OBP: 0.322, SLG: 0.407	B C F F X 1-2 G5-4-3 13 1B 1B		B B B C B 4-1 13 WP BB		B C D X 2-1 ③ G4-3			B C F F X 1-2 1-2 2-3 1B		3	0	2	0	1	0	2
13 Omar Vizquel, S (1, 6) OBP: 0.375, SLG: 0.390	B C 1 SAFE X 1-1 G5-4-3 1-2 1B		B C F B F S 2-3 ③ K 1-2			C X 0-1 ① G1-3		C B B F B S 3-3 ① K		4	0	1	0	0	2	4
Moises Alou, R (1, 9) OBP: 0.360, SLG: 0.534	B X 1-0 ① ② G5-4-3 1-2f 2-3			B B C X 2-1 ① G6-3		B X 1-0 ② G5-3		F S B X 1-2 ② F7		4	0	0	0	0	0	5
Barry Bonds, L (1, 7) OBP: 0.465, SLG: 0.486 41 Brad Hennessey, R (8, 1) OBP: 0.278, SLG: 0.333	B B F B X 3-1 ③ G3			B X 1-0 ② F8 B X 1-0 ③ G3		B C C X 1-2 ③ P5		B B B C X 3-1 ③ F7		4 0	0 0	0 0	0 0	0 0	0 0	4 0
Ray Durham, S (1, 4) OBP: 0.353, SLG: 0.539		C B B B B 4-1 CS BB					B F B B B 4-1 FC5-4 BB		B C B F B B 4-2 2B BB	1	0	0	0	3	0	0
Shea Hillenbrand, R (1, 3) OBP: 0.329, SLG: 0.458		C B B B X 3-1 ① ② F8 1-2			C B F F X 1-2 ① G3		F X 0-1 ① FC5-4 1-2f G5-4-3		C B F F B X 2-2 1-3 2B	4	0	1	0	0	0	2
Pedro Feliz, R (1, 5) OBP: 0.301, SLG: 0.465		B X 1-0 ③ F7			F B S B X 2-2 50 1B 2B		X 0-0 ② ③ G5-4-3 1-2f		C F S 0-3 ① K	4	0	1	0	0	1	3
50 Eliezer Alfonzo, R (1, 2) OBP: 0.323, SLG: 0.587			F S B S S 1-3 ① K		S F B X 1-2 SH5-4 2-3 1B			C H 1-1 1B 1B HBP	C S B B B F S 2-3 ② K	3	0	1	0	0	2	2
Jason Schmidt, R (1, 1) OBP: 0.116, SLG: 0.140 31 Vinnie Chulk, R (7, 1) Todd Linden, S (8, PH) OBP: 0.389, SLG: 0.412 (8, 7)			S B S C 1-3 ② K		X 0-0 ② SH5-4 1-2			B B C B F F X 3-2 1B 1-2 1B	B F B F C 2-3 ③ K	1 0 2	0 0 0	0 0 1	0 0 0	0 0 1	1 0 2	0 0 2
Inning Stats	R: 0 H: 2 E: 0 LOB: 1 K: 0 BB: 0 S: 9 P: 15	R: 0 H: 0 E: 0 LOB: 0 K: 0 BB: 1 S: 4 P: 12	R: 0 H: 0 E: 0 LOB: 1 K: 3 BB: 1 S: 11 P: 19	R: 0 H: 0 E: 0 LOB: 0 K: 0 BB: 0 S: 4 P: 8	R: 0 H: 2 E: 0 LOB: 2 K: 0 BB: 0 S: 13 P: 19	R: 0 H: 0 E: 0 LOB: 0 K: 0 BB: 0 S: 6 P: 8	R: 0 H: 0 E: 0 LOB: 0 K: 0 BB: 1 S: 4 P: 8	R: 0 H: 2 E: 0 LOB: 3 K: 1 BB: 0 S: 17 P: 29	R: 0 H: 1 E: 0 LOB: 2 K: 3 BB: 1 S: 16 P: 26	1B: 5 2B: 2 3B: 0 HR: 0	SF: 0 SAC: 1 DP: 2 HBP: 1			WP: 1 PB: 0 SB: 0 CS: 1	PA: 36		

San Francisco Giants @ Pittsburgh Pirates

PNC Park, Pittsburgh, PA

Fri Jul 28 2006, 7:05 PM EDT

Att. 38,092 - Partly Cloudy - 78 F

TOP

livebaseballscorecards.com

AB	30
R	0
H	7
RBI	0
BB	4
SO	7
LOB	24

PITCHER		IP	WLS	BF	H	R	ER	SO	BB	IBB	HBP	BLK	WP	HR	S	P	ERA	WHIP
Kip Wells, R ERA: 6.69	(1, 1)	7.0	W	27	5	0	0	3	3	0	1	0	1	0	56	98	0.00	1.143
34 John Grabow, L ERA: 4.12	(8, 1)	0.1	H	2	1	0	0	1	0	0	0	0	0	0	7	11	0.00	3.000
16 Salomon Torres, R ERA: 4.19	(8, 1)	0.1	H	1	0	0	0	0	0	0	0	0	0	0	3	4	0.00	0.000
Damaso Marte, L ERA: 3.19	(8, 1)	0.1	H	1	0	0	0	0	0	0	0	0	0	0	2	5	0.00	0.000
Michael Gonzalez, L ERA: 2.45	(9, 1)	1.0	S	5	1	0	0	3	1	0	0	0	0	0	16	26	0.00	2.000

PITCHER	IP	WLS	BF	H	R	ER	SO	BB	IBB	HBP	BLK	WP	HR	S	P	ERA	WHIP

Batter	1	2	3	4	5	6	7	8	9	AB	R	H	RBI	BB	SO	LOB
13 Nate McLouth, L (1, 9) OBP: 0.298, SLG: 0.368	B C C F X 1-2 1B		B C C C 1-3 ③ K			C X 0-1 2 1B 12 1B	B L F C 1-3 ② K			4	1	2	0	0	2	1
2 Jack Wilson, R (1, 6) OBP: 0.306, SLG: 0.381	C X 0-1 ① P2			C F S 0-3 ① K		L 1 SAFE F 1 SAFE X 0-2 BB 12 1B 1-2 BB 1B	F F B F X 1-2 ③ G5-3			4	1	1	0	0	1	2
12 Freddy Sanchez, R (1, 5) OBP: 0.385, SLG: 0.501	X 0-0 ② L4			B B F F B X 3-2 ② P4		C B F X 1-2 BB BB 1-2 2-H 1B		C B F B X 2-2 ① G6-3		4	0	1	1	0	0	1
Jason Bay, R (1, 7) OBP: 0.408, SLG: 0.556	C D B S 1 B SAFE X 3-2 ③ F7			S X 0-1 ③ G6-3		C C B B F B B 4-2 BB 1-2 2-3 BB		B B B C S B 4-2 G3-6-3 BB		2	0	0	0	2	0	1
Sean Casey, L (1, 3) OBP: 0.377, SLG: 0.408		C X 0-1 ① G6-3			S B X 1-1 ① F8	B B D B 4-0 1-2 2-3 3-H BB		1 SAFE C B X 1-1 ② ③ G3-6-3 1-2f		3	0	0	1	1	0	1
José Bautista, R (1, 8) OBP: 0.359, SLG: 0.487		X 0-0 ② F8			C B B C X 2-2 ② P6	C X 0-1 ③ F7				3	0	0	0	0	0	3
26 Ronny Paulino, R (1, 2) OBP: 0.358, SLG: 0.388		B B C T S 2-3 ③ K			C F B X 1-2 ③ F9		S C X 0-2 E 1B			3	1	1	0	0	1	0
Jose Castillo, R (1, 4) OBP: 0.324, SLG: 0.417			X 0-0 ① F8			C C B F B X 2-2 ① G5-3	B B C X 2-1 E2 1-H 2B			3	0	1	1	0	0	0
Kip Wells, R (1, 1) OBP: 0.091, SLG: 0.091 34 John Grabow, L (8, 1) 16 Salomon Torres, R (8, 1) OBP: 0.250, SLG: 0.250 Damaso Marte, L (8, 1) Michael Gonzalez, R (9, 1)			C X 0-1 ② G3-1			B S C S 1-3 ② K	C S F B S 1-3 ① K			3 0 0 0 0	0 0 0 0 0	0 0 0 0 0	0 0 0 0 0	0 0 0 0 0	2 0 0 0 0	1 0 0 0 0
Inning Stats	R: 0 H: 1 E: 0 LOB: 1 K: 0 BB: 0 S: 10 P: 14	R: 0 H: 0 E: 0 LOB: 0 K: 1 BB: 0 S: 6 P: 8	R: 0 H: 0 E: 0 LOB: 0 K: 1 BB: 0 S: 6 P: 7	R: 0 H: 0 E: 0 LOB: 0 K: 1 BB: 0 S: 8 P: 11	R: 0 H: 0 E: 0 LOB: 0 K: 0 BB: 0 S: 9 P: 13	R: 2 H: 3 E: 0 LOB: 3 K: 1 BB: 2 S: 20 P: 32	R: 1 H: 2 E: 1 LOB: 1 K: 2 BB: 0 S: 16 P: 21	R: 0 H: 0 E: 0 LOB: 0 K: 0 BB: 1 S: 7 P: 14		1B: 5 SF: 0 2B: 1 SAC: 0 3B: 0 DP: 1 HR: 0 HBP: 0						

PITCHER		IP	WLS	BF	H	R	ER	SO	BB	IBB	HBP	BLK	WP	HR	S	P	ERA	WHIP
Jason Schmidt, R ERA: 3.18	(1, 1)	6.0	L	26	6	3	3	4	2	0	0	0	0	0	64	92	4.50	1.333
31 Vinnie Chulk, R ERA: 4.67	(7, 1)	1.0		3	0	0	0	2	0	0	0	0	0	0	11	14	0.00	0.000
41 Brad Hennessey, R ERA: 2.52	(8, 1)	1.0		3	0	0	0	0	1	0	0	0	0	0	7	14	0.00	1.000

PITCHER	IP	WLS	BF	H	R	ER	SO	BB	IBB	HBP	BLK	WP	HR	S	P	ERA	WHIP

BOTTOM

San Francisco Giants @ Pittsburgh Pirates

PNC Park, Pittsburgh, PA

Fri Jul 28 2006, 7:05 PM EDT

Att. 38,092 - Partly Cloudy - 78 F

livebaseballscorecards.com

AB	29
R	3
H	6
RBI	3
BB	3
SO	6
LOB	10

WP: 0 PA: 32
PB: 0
SB: 0
CS: 0

Batter	1	2	3	4	5	6	7	8	9	AB	R	H	RBI	BB	SO	LOB
2 Randy Winn, S (1, 8) (8, 9) OBP: 0.331, SLG: 0.409	C C B B B S 3-3 ① K		C X 0-1 ② G1-3		X 0-0 ② FC5-4 13 S 13 1B 1-2f		X 0-0 ③ F7		B X 1-0 ③ G1-3	5	1	0	0	0	1	2
13 Omar Vizquel, S (1, 6) OBP: 0.374, SLG: 0.389	B C C F X 1-2 ② G6-3		B C X 1-1 ③ G6-3		B X 1-0 1-H 1B			C X 0-1 ① L7		4	0	1	1	0	0	0
Ray Durham, S (1, 4) OBP: 0.355, SLG: 0.542	F B B X 2-1 2B			C B F X 1-2 ① G4-3	C 1 SAFE B C 1 SAFE X 1-2 ③ F7			B S B F X 2-2 1B		4	1	2	0	0	0	1
Barry Bonds, L (1, 7) OBP: 0.466, SLG: 0.489 32 Kevin Correia, R (8, 1)	B S B B F X 2-2 2-H 2B			C B B B B 4-2 1B BB		F B B C C 2-3 ① K		B C F S 1-3 ② K		3 0	0 0	1 0	1 0	1 0	2 0	1 0
Moises Alou, R (1, 9) OBP: 0.363, SLG: 0.539 Steve Finley, L (8, PR) (8, 8) OBP: 0.322, SLG: 0.407	C B C X 1-2 ③ G5-3			F F F S 0-3 ② K		B C B X 2-1 2B		X 0-0 1-2 1B		4 0	0 0	2 0	0 0	0 0	1 0	2 0
Shea Hillenbrand, R (1, 3) OBP: 0.329, SLG: 0.456		B X 1-0 ① G1-6-3		X 0-0 1-2 1B		F X 0-1 ② F7		C S S 0-3 ③ K		4	0	1	0	0	1	3
Pedro Feliz, R (1, 5) OBP: 0.301, SLG: 0.466		F X 0-1 ② G5-3		X 0-0 ③ P3		B X 1-0 ③ G5-3			B C X 1-1 50 1B 2B	4	1	1	0	0	0	3
50 Eliezer Alfonzo, R (1, 2) OBP: 0.321, SLG: 0.577 51 Noah Lowry, R (9, PR) OBP: 0.143, SLG: 0.222		B B B C F S 3-3 ③ K			X 0-0 ① F7		F B X 1-1 ① G5-3		C S X 0-2 2-H G5-4-3 1B	4 0	0 0	1 0	1 0	0 0	1 0	0 0
Jamey Wright, R (1, 1) OBP: 0.244, SLG: 0.293 Jose Vizcaino, S (7, PH) OBP: 0.318, SLG: 0.274 38 Brian Wilson, R (7, 1) Todd Linden, S (8, 7) OBP: 0.368, SLG: 0.389			F C S 0-3 ① K		S X 0-1 2 FC5-4 1B		C B F B B X 3-2 ② G6-3		C F B O F X 2-2 ① ② G5-4-3 1-2f	2 1 0 1	0 0 0 0	1 0 0 0	0 0 0 0	0 0 0 0	1 0 0 0	0 0 0 1
Inning Stats	R: 1 E: 0 K: 1 S: 15 H: 2 LOB: 1 BB: 0 P: 24	R: 0 E: 0 K: 1 S: 6 H: 0 LOB: 0 BB: 0 P: 10	R: 0 E: 0 K: 1 S: 7 H: 0 LOB: 0 BB: 0 P: 8	R: 0 E: 0 K: 1 S: 11 H: 1 LOB: 2 BB: 1 P: 16	R: 1 E: 0 K: 0 S: 8 H: 2 LOB: 1 BB: 0 P: 10	R: 0 E: 0 K: 1 S: 8 H: 1 LOB: 1 BB: 0 P: 13	R: 0 E: 0 K: 0 S: 6 H: 0 LOB: 0 BB: 0 P: 10	R: 0 E: 0 K: 2 S: 12 H: 2 LOB: 2 BB: 0 P: 15	R: 1 E: 0 K: 0 S: 10 H: 2 LOB: 1 BB: 0 P: 14	1B: 6 2B: 4 3B: 0 HR: 0	SF: 0 SAC: 0 DP: 1 HBP: 0						

PITCHER	IP	WLS	BF	H	R	ER	SO	BB	IBB	HBP	BLK	WP	HR	S	P	ERA	WHIP
24 Tom Gorzelanny, L (1, 1) ERA: 5.84	7.0	W	28	6	2	2	5	1	0	0	0	0	0	61	91	2.57	1.000
34 John Grabow, L (8, 1) ERA: 4.06	0.2	H	3	1	0	0	1	0	0	0	0	0	0	8	11	0.00	1.500
16 Salomon Torres, R (8, 1) ERA: 4.16	0.1	H	2	1	0	0	1	0	0	0	0	0	0	4	4	0.00	3.000
Michael Gonzalez, L (9, 1) ERA: 2.6	1.0	S	4	2	1	1	0	0	0	0	0	0	0	10	14	9.00	2.000

PITCHER	IP	WLS	BF	H	R	ER	SO	BB	IBB	HBP	BLK	WP	HR	S	P	ERA	WHIP

San Francisco Giants @ Pittsburgh Pirates

PNC Park, Pittsburgh, PA

Sat Jul 29 2006, 7:05 PM EDT

Att. 38,373 - Partly Cloudy - 79 F

TOP

livebaseballscorecards.com

AB	36
R	3
H	10
RBI	3
BB	1
SO	7
LOB	13

WP: 0 PB: 0 SB: 1 CS: 0 PA: 37

BOTTOM

Batter	1	2	3	4	5	6	7	8	9	AB	R	H	RBI	BB	SO	LOB
José Bautista, R (1, 8) OBP: 0.363, SLG: 0.487	B F B F X 2-2 ① G6-3	H 1-0 2 FC6-4 HBP		F X 0-1 12 CS 2 HBP 1B	F X 0-1 ③ G4-3			B C S X 1-2 2 CS 1B		4	0	2	0	0	0	1
2 Jack Wilson, R (1, 6) OBP: 0.307, SLG: 0.383	C X 0-1 ② G6-3	B X 1-0 ③ FC6-4 1-2f		C B 1 SAFE L 1 SAFE H 2-2 BB 1-2 HBP		F B B F X 2-2 12 G5-3 2B		L B S B F X 2-2 ① ② L8 1-2		4	0	1	0	0	0	3
12 Freddy Sanchez, R (1, 5) OBP: 0.383, SLG: 0.496	B F F F F F B B B 4-2 E BB		C F X 0-2 ① F9	F 2 SAFE X 0-1 ① ② L5 2-3		X 0-0 ① G5-3 2-3		X 0-0 ③ F9		4	0	0	0	1	0	3
Jason Bay, R (1, 7) OBP: 0.411, SLG: 0.554	B 1 SAFE B F 1 SAFE B B 4-1 1-3 BB		F B B B 4-1 G1-3 BB 26 1B BB	B C B C D B 4-2 1-2 BB		S B B S D F C 3-3 ② K				1	1	0	0	3	1	1
Joe Randa, R (1, 3) OBP: 0.342, SLG: 0.411 34 John Grabow, L (8, 1) 16 Salomon Torres, R (8, 1) OBP: 0.250, SLG: 0.250 Michael Gonzalez, R (9, 1)	B 1 SAFE 1 SAFE B B X 2-0 ③ L4		D B F B F 1 SAFE B 4-2 26 1B G1-3 1-2 2B BB	C X 0-1 ③ G4-3		F B C F F B F X 2-2 ③ G3				3 0 0 0	1 0 0 0	0 0 0 0	0 0 0 0	1 0 0 0	0 0 0 0	5 0 0 0
Jeromy Burnitz, L (1, 9) OBP: 0.288, SLG: 0.452 José Hernández, R (8, 3) OBP: 0.295, SLG: 0.348		B X 1-0 G1-3 26 1B 24 G5-3 1B	S B B S X 2-2 ② G1-3 1-2 2-3		X 0-0 HR		B B S B S F F F 3-3 ① S K			4 0	2 0	2 0	1 0	0 0	1 0	2 0
26 Ronny Paulino, R (1, 2) OBP: 0.363, SLG: 0.391		X 0-0 24 G5-3 G1-3 1-2 1B	B C D X 2-1 2B 2-3 3-H 1B	B H 2-0 24 FC5-6 HBP				X 0-0 ② G6-3		3	0	2	1	0	0	0
Jose Castillo, R (1, 4) OBP: 0.326, SLG: 0.421		B B B C S X 3-2 ① G1-3 1-2 2-3	X 0-0 1-3 3-H 2B	B C X 1-1 ① F9			C B F B X 2-2 1B			4	0	2	1	0	0	3
24 Tom Gorzelanny, R (1, 1) 13 Nate McLouth, L (7, PH) OBP: 0.297, SLG: 0.367 (8, 9)		S X 0-1 ② G5-3 2-3 3-H	S F C 0-3 ③ K	X 0-0 ② FC5-6 1-2f			C F F X 0-2 ③ L7			3 1	0 0	0 0	1 0	0 0	1 0	4 1
Inning Stats	R: 0 E: 1 K: 0 S: 12 H: 0 LOB: 2 BB: 2 P: 24	R: 1 E: 0 K: 0 S: 8 H: 2 LOB: 2 BB: 0 P: 14	R: 2 E: 0 K: 1 S: 15 H: 2 LOB: 2 BB: 2 P: 27	R: 0 E: 0 K: 0 S: 10 H: 1 LOB: 2 BB: 1 P: 16	R: 1 E: 0 K: 0 S: 6 H: 1 LOB: 1 BB: 0 P: 9	R: 0 E: 0 K: 1 S: 14 H: 1 LOB: 1 BB: 0 P: 21	R: 0 E: 0 K: 1 S: 15 H: 1 LOB: 1 BB: 0 P: 20	R: 0 E: 0 K: 0 S: 8 H: 1 LOB: 0 BB: 0 P: 11		1B: 6 2B: 2 3B: 0 HR: 1 SF: 0 SAC: 0 DP: 0 HBP: 3						

PITCHER		IP	WLS	BF	H	R	ER	SO	BB	IBB	HBP	BLK	WP	HR	S	P	ERA	WHIP
Jamey Wright, R ERA: 5.08	(1, 1)	6.0	L	32	7	4	4	2	5	0	3	0	0	1	65	111	6.00	2.000
38 Brian Wilson, R ERA: 5.21	(7, 1)	1.0		4	1	0	0	1	0	0	0	0	0	0	15	20	0.00	1.000
32 Kevin Correia, R ERA: 3.47	(8, 1)	1.0		3	1	0	0	0	0	0	0	0	0	0	8	11	0.00	1.000

PITCHER	IP	WLS	BF	H	R	ER	SO	BB	IBB	HBP	BLK	WP	HR	S	P	ERA	WHIP

San Francisco Giants @ Pittsburgh Pirates

PNC Park, Pittsburgh, PA

Sat Jul 29 2006, 7:05 PM EDT

Att. 38,373 - Partly Cloudy - 79 F

livebaseballscorecards.com

AB	31
R	4
H	9
RBI	4
BB	5
SO	3
LOB	23

WP: 0 PB: 0 SB: 0 CS: 2 PA: 39

Batter	1	2	3	4	5	6	7	8	9	10	AB	R	H	RBI	BB	SO	LOB
2 Randy Winn, S (1, 8) (9, 9) OBP: 0.330, SLG: 0.409	G2-3					2B		K		FC5	5	0	1	0	0	1	4
13 Omar Vizquel, S (1, 6) OBP: 0.370, SLG: 0.384	G5-3		G5-3	G4-3		L7			G3		4	0	0	0	0	0	1
Ray Durham, S (1, 4) OBP: 0.354, SLG: 0.538	G6-3			F7		F9			FC6-4 1B		4	0	1	0	0	0	1
Moises Alou, R (1, 9) OBP: 0.356, SLG: 0.527		G5-3		G1-3			F9		L8		4	0	0	0	0	0	1
Steve Finley, L (9, 8) OBP: 0.322, SLG: 0.407									SAFE		0	0	0	0	0	0	0
Shea Hillenbrand, R (1, 3) OBP: 0.331, SLG: 0.459		G4-6-3 1B			2B		P3			FC6-4	4	0	2	0	0	0	1
Pedro Feliz, R (1, 5) OBP: 0.300, SLG: 0.462		G4-6-3			F7		G6-3			2 FC5 SH1-3 BB	3	0	0	0	1	0	2
Todd Linden, S (1, 7) OBP: 0.455, SLG: 0.600			50 FC5-4 1B		50 G4-6-3 BB			HR		SH1-3	2	1	2	1	1	0	0
50 Eliezer Alfonzo, R (1, 2) OBP: 0.321, SLG: 0.568			FC5-4 FC1-6		G4-6-3			FC5-4 HBP		K	2	0	0	0	0	0	3
9 Mark Sweeney, L (10, PH) OBP: 0.342, SLG: 0.437											0	0	0	0	0	0	0
Todd Greene, R (10, PH) OBP: 0.330, SLG: 0.404											1	0	0	0	0	1	1
(10, 2)			FC1-6			L7		FC5-4 2 CS		2 FC5 IBB							
Matt Morris, R (1, 1) OBP: 0.000, SLG: 0.000											2	0	0	0	0	0	1
31 Vinnie Chulk, R (7, 1)											0	0	0	0	0	0	0
Jose Vizcaino, S (8, PH) OBP: 0.316, SLG: 0.372											1	0	0	0	0	0	1
38 Brian Wilson, R (8, 1)											0	0	0	0	0	0	0
Mike Stanton, L (8, 1)											0	0	0	0	0	0	0
41 Brad Hennessey, R (8, 1) OBP: 0.214, SLG: 0.500											0	0	0	0	0	0	0
Armando Benitez, R (8, 1)											0	0	0	0	0	0	0
Barry Bonds, L (10, PH) OBP: 0.467, SLG: 0.489											0	0	0	1	0	0	0
Steve Kline, S (10, 1)											0	0	0	0	0	0	0
Inning Stats	R: 0 E: 0 K: 0 S: 7 H: 0 LOB: 0 BB: 0 P: 9	R: 0 E: 0 K: 0 S: 4 H: 1 LOB: 0 BB: 0 P: 8	R: 0 E: 0 K: 0 S: 6 H: 1 LOB: 1 BB: 0 P: 8	R: 0 E: 0 K: 0 S: 5 H: 0 LOB: 0 BB: 0 P: 6	R: 0 E: 0 K: 0 S: 9 H: 1 LOB: 1 BB: 1 P: 14	R: 0 E: 0 K: 0 S: 11 H: 1 LOB: 1 BB: 0 P: 14	R: 0 E: 0 K: 0 S: 8 H: 0 LOB: 0 BB: 0 P: 9	R: 1 E: 0 K: 1 S: 11 H: 1 LOB: 1 BB: 0 P: 16	R: 0 E: 0 K: 0 S: 9 H: 1 LOB: 1 BB: 0 P: 14	R: 0 E: 0 K: 1 S: 11 H: 0 LOB: 2 BB: 2 P: 20	1B: 3 2B: 3 3B: 0 HR: 1	SF: 0 SAC: 1 DP: 3 HBP: 1					

PITCHER		IP	WLS	BF	H	R	ER	SO	BB	IBB	HBP	BLK	WP	HR	S	P	ERA	WHIP
57 Zach Duke, L ERA: 5.26	(1, 1)	6.1		22	4	0	0	0	1	0	0	0	0	0	43	60	0.00	0.789
55 Matt Capps, R ERA: 3.32	(7, 1)	1.2		6	1	1	1	1	0	0	1	0	0	1	18	24	5.40	0.600
Roberto Hernandez, R ERA: 2.93	(9, 1)	1.0		4	1	0	0	0	0	0	0	0	0	0	9	14	0.00	1.000
16 Salomon Torres, R ERA: 4.14	(10, 1)	0.1		2	0	0	0	0	1	0	0	0	0	0	5	10	0.00	3.000
Damaso Marte, L ERA: 3.16	(10, 1)	0.1		2	0	0	0	1	0	1	0	0	0	0	3	7	0.00	0.000

PITCHER		IP	WLS	BF	H	R	ER	SO	BB	IBB	HBP	BLK	WP	HR	S	P	ERA	WHIP
34 John Grabow, L ERA: 4.03	(10, 1)	0.1	W	1	0	0	0	0	0	0	0	0	0	0	3	3	0.00	0.000

TOP

San Francisco Giants @ Pittsburgh Pirates

PNC Park, Pittsburgh, PA

Sun Jul 30 2006, 1:35 PM EDT
Att. 26,516 - Partly Cloudy - 83 F

livebaseballscorecards.com

AB	32
R	1
H	6
RBI	1
BB	3
SO	2
LOB	16

1B: 3	SF: 0	WP: 0	PA: 37
2B: 3	SAC: 1	PB: 0	
3B: 0	DP: 3	SB: 0	
HR: 1	HBP: 1	CS: 1	

BOTTOM

Batter	1	2	3	4	5	6	7	8	9	10	AB	R	H	RBI	BB	SO	LOB
13 Nate McLouth, L (1, 8) OBP: 0.295, SLG: 0.367	BSBLC 2-3 ① K		X 0-0 2 F9 2B		CFBBX 2-2 ① P4		BCCS 1-3 ③ K		X 0-0 ③ F9		5	0	1	0	0	2	0
16 Salomon Torres, R (10, 1) OBP: 0.250, SLG: 0.250											0	0	0	0	0	0	0
Damaso Marte, L (10, 1)											0	0	0	0	0	0	0
34 John Grabow, L (10, 1)											0	0	0	0	0	0	0
2 Jack Wilson, R (1, 6) OBP: 0.311, SLG: 0.385	CBX 1-1 2-4 1B		BBFFBFX 3-2 ① F9 2-3		BX 1-0 ② G6-3			BBCX 2-1 F8 12 G4-3 1B		BCBFX 2-2 12 SH1-4 1B 1B	5	1	3	0	0	0	1
12 Freddy Sanchez, R (1, 5) OBP: 0.381, SLG: 0.493	FX 0-1 ② F8		X 0-0 ② G5-3		CFX 0-2 1B			CFFX 0-2 ① G4-3 1-2		X 0-0 ① SH1-4 1-2	4	0	1	0	0	0	3
Jason Bay, R (1, 7) OBP: 0.409, SLG: 0.549	CFFBD 2-2 ③ 2-4 1-2	CBFX 1-2 ① F9	BBBSCX 3-2 ③ G5-3		CX 0-1 ③ F8			BCBBCD 4-2 BB		X 0-0 ② L7	4	0	0	0	1	0	3
Jeromy Burnitz, L (1, 9) OBP: 0.289, SLG: 0.449		BBBB 4-0 11 BB 1B BB		CSFX 0-2 ① G1-3		X 0-0 ① G6-3		X 0-0 ② F8 2-3		IIII 4-0 1B IBB	2	0	0	0	1	0	0
Joe Randa, R (8, PH) OBP: 0.344, SLG: 0.408											1	0	0	0	1	0	2
(9, 3)																	
José Hernández, R (1, 3) OBP: 0.310, SLG: 0.362		BCBX 2-1 11 BB 1-2 1B		CFX 0-2 1B 1B		CFFBS 1-3 ② K		CSBBBFFS 3-3 ③ K		CBX 1-1 1-2 2-H 1B	5	0	3	1	0	2	2
(9, 9)																	
Jose Castillo, R (1, 4) OBP: 0.328, SLG: 0.430	CFX 0-2 ② L5		X 0-0 1-3 1B			BCBX 2-1 ③ P6			FX 0-1 HR		4	1	2	1	0	0	2
11 Humberto Cota, R (1, 2) OBP: 0.272, SLG: 0.214	BBCFBBB 4-2 1-2 2-3 BB		BBFFBBFX 3-2 ② P6				CBFBBBS 3-3 ① K		CBFFFBS 2-3 ① K		2	0	0	0	1	1	2
José Bautista, R (9, PH) OBP: 0.362, SLG: 0.485											1	0	0	0	0	1	0
(10, 8)																	
57 Zach Duke, L (1, 1) OBP: 0.222, SLG: 0.250	CX 0-1 ③ G1-3		CFS 0-3 ③ K				CCX 0-2 ② F9		FX 0-1 ② L8		2	0	0	0	0	1	5
55 Matt Capps, R (7, 1)											1	0	0	0	0	0	0
Roberto Hernandez, R (9, 1)											0	0	0	0	0	0	0
26 Ronny Paulino, R (9, PH) OBP: 0.362, SLG: 0.390											1	0	0	0	0	0	0
(10, 2)																	
Inning Stats	R: 0 H: 1 E: 0 LOB: 1 K: 1 BB: 0 S: 10 P: 15	R: 0 H: 1 E: 0 LOB: 3 K: 0 BB: 2 S: 12 P: 23	R: 0 H: 1 E: 0 LOB: 1 K: 0 BB: 0 S: 9 P: 15	R: 0 H: 2 E: 0 LOB: 2 K: 1 BB: 0 S: 15 P: 18	R: 0 H: 1 E: 0 LOB: 1 K: 0 BB: 0 S: 9 P: 12	R: 0 H: 0 E: 0 LOB: 0 K: 1 BB: 0 S: 7 P: 10	R: 0 H: 0 E: 0 LOB: 0 K: 2 BB: 0 S: 9 P: 13	R: 0 H: 1 E: 0 LOB: 2 K: 1 BB: 1 S: 14 P: 23	R: 1 H: 1 E: 0 LOB: 0 K: 1 BB: 0 S: 10 P: 12	R: 1 H: 2 E: 0 LOB: 2 K: 0 BB: 1 S: 7 P: 14						

PITCHER	IP	WLS	BF	H	R	ER	SO	BB	IBB	HBP	BLK	WP	HK	HR	S	P	ERA	WHIP
Matt Morris, R (1, 1) ERA: 4.61	6.0		26	6	0	0	3	2	0	0	0	0	0	0	62	93	0.00	1.333
31 Vinnie Chulk, R (7, 1) ERA: 4.5	1.0		3	0	0	0	2	0	0	0	0	0	0	0	9	13	0.00	0.000
38 Brian Wilson, R (8, 1) ERA: 5.12	0.1	H	3	1	0	0	0	1	0	0	0	0	0	0	8	14	0.00	6.000
Mike Stanton, L (8, 1) ERA: 4.43	0.1	H	1	0	0	0	0	0	0	0	0	0	0	0	1	1	0.00	0.000
41 Brad Hennessey, R (8, 1) ERA: 2.51	0.1	H	1	0	0	0	1	0	0	0	0	0	0	0	5	8	0.00	0.000

PITCHER	IP	WLS	BF	H	R	ER	SO	BB	IBB	HBP	BLK	WP	HK	HR	S	P	ERA	WHIP
Armando Benitez, R (9, 1) ERA: 2.86	1.0	B	4	1	1	1	1	0	0	0	0	0	1	0	10	12	9.00	1.000
Steve Kline, L (10, 1) ERA: 3.48	0.2	L	5	2	1	1	0	0	1	0	0	0	0	0	7	14	13.50	3.000

San Francisco Giants @ Pittsburgh Pirates

PNC Park, Pittsburgh, PA

Sun Jul 30 2006, 1:35 PM EDT
Att. 26,516 - Partly Cloudy - 83 F

livebaseballscorecards.com

AB	37
R	2
H	10
RBI	2
BB	4
SO	7
LOB	20

1B: 8	SF: 0	WP: 0	PA: 42
2B: 1	SAC: 1	PB: 0	
3B: 0	DP: 0	SB: 0	
HR: 1	HBP: 0	CS: 0	

Atlanta Braves @ Pittsburgh Pirates

PNC Park, Pittsburgh, PA

Tue Aug 01 2006, 7:05 PM EDT

Att. 22,145 - Partly Cloudy - 86 F

livebaseballscorecards.com

Batter	1	2	3	4	5	6	7	8	9	AB	R	H	RBI	BB	SO	LOB
14 Willy Aybar, S (1, 5) OBP: 0.363, SLG: 0.413	C S B B X 2-2 ① G5-3		C C B B X 2-2 ③ L3		B C D B B 4-1 2B BB		B B C X 2-1 ② P5		X 0-0 ① F7	4	0	0	0	1	0	0
Marcus Giles, R (1, 4) OBP: 0.353, SLG: 0.384	C F B B B C 3-3 ② K			X 0-0 16 1B 2B	X 0-0 1-3 2-H 2B		B C X 1-1 2B		X 0-0 ② G6-3	5	1	3	1	0	1	0
11 Edgar Renteria, R (1, 6) OBP: 0.391, SLG: 0.465	B C F C 1-3 ③ K			C B S S 1-3 ① K	S X 0-1 ② G5-3		X 0-0 ③ G5-3		C F B F F X 1-2 ③ P3	5	0	0	0	0	2	4
Andruw Jones, R (1, 8) OBP: 0.351, SLG: 0.518		C S B S 1-3 ① K		F F S 0-3 ② K	C B B F S 2-3 ③ K			B B B B 4-0 FC3-6 7 S BB		3	0	0	0	1	3	3
16 Brian McCann, L (1, 2) OBP: 0.395, SLG: 0.542		X 0-0 ② F7		B F B X 2-1 7 2B 2-H 1B		B B X 2-0 ① 1B		C 1 F F D B X SAFE 2-2 ① P5		4	0	2	1	0	0	1
7 Jeff Francoeur, R (1, 9) OBP: 0.286, SLG: 0.453		F F B S 1-3 ③ K		X 0-0 1-3 2B		F F S 0-3 ② K		B B B B 4-0 FC3-6 1-2 BB		3	0	1	0	1	2	0
Adam LaRoche, L (1, 3) OBP: 0.338, SLG: 0.551			B X 1-0 HR	C B X 1-1 ③ G3		X 0-0 HR		C X 0-1 ② FC3-6 BB 1-2f 2-3		4	2	2	2	0	0	4
Scott Thorman, L (1, 7) OBP: 0.286, SLG: 0.500			X 0-0 ① G3-1		C F B F B X 2-2 29 SH1 2B 1B	C X 0-1 ③ F8		D D F F B F B 4-2 1-2 BB		3	1	1	0	0	0	0
Ryan Langerhans, L (6, 7) OBP: 0.336, SLG: 0.385										0	0	0	0	1	0	0
29 John Smoltz, R (1, 1) OBP: 0.205, SLG: 0.238			B S S B C 2-3 ② K		X 0-0 ① SH1 1-2		F F B S 1-3 ① K	B B F F F X 2-2 ③ F7		2	0	0	0	0	2	0
4 Pete Orr, L (8, PH) OBP: 0.209, SLG: 0.281										1	0	0	0	0	0	3
Danys Baez, R (8, 1)										0	0	0	0	0	0	0
28 Bob Wickman, R (9, 1)										0	0	0	0	0	0	0

TOP

AB	34
R	4
H	9
RBI	4
BB	4
SO	10
LOB	15

Inning Stats	1	2	3	4	5	6	7	8	9
	R: 0 E: 0 K: 2 S: 9	H: 0 LOB: 0 BB: 0 P: 15	R: 0 E: 0 K: 2 S: 7	H: 0 LOB: 0 BB: 0 P: 9	R: 1 E: 0 K: 1 S: 8	H: 1 LOB: 0 BB: 0 P: 13	R: 1 E: 0 K: 2 S: 12	H: 3 LOB: 2 BB: 0 P: 16	R: 1 E: 0 K: 1 S: 12	H: 2 LOB: 2 BB: 1 P: 20	R: 1 E: 0 K: 1 S: 7	H: 2 LOB: 0 BB: 0 P: 9	R: 0 E: 0 K: 1 S: 8	H: 1 LOB: 1 BB: 0 P: 12	R: 0 E: 0 K: 0 S: 12	H: 0 LOB: 3 BB: 3 P: 28	R: 0 E: 0 K: 0 S: 7	H: 0 LOB: 0 BB: 0 P: 8

1B: 3	SF: 0	WP: 0	PA: 39
2B: 4	SAC: 1	PB: 0	
3B: 0	DP: 0	SB: 1	
HR: 2	HBP: 0	CS: 0	

PITCHER		IP	WLS	BF	H	R	ER	SO	BB	IBB	HBP	BLK	WP	HR	S	P	ERA	WHIP
45 Ian Snell, R ERA: 4.66	(1, 1)	7.0	L	30	9	4	4	10	1	0	0	0	0	2	63	94	5.14	1.429
44 Josh Sharpless, R ERA:	(8, 1)	1.0		6	0	0	0	0	3	0	0	0	0	0	12	28	0.00	3.000
55 Matt Capps, R ERA: 3.26	(9, 1)	1.0		3	0	0	0	0	0	0	0	0	0	0	7	8	0.00	0.000

PITCHER	IP	WLS	BF	H	R	ER	SO	BB	IBB	HBP	BLK	WP	HR	S	P	ERA	WHIP

Atlanta Braves @ Pittsburgh Pirates

PNC Park, Pittsburgh, PA

Tue Aug 01 2006, 7:05 PM EDT

Att. 22,145 - Partly Cloudy - 86 F

BOTTOM

livebaseballscorecards.com

Batter	1	2	3	4	5	6	7	8	9	AB	R	H	RBI	BB	SO	LOB
6 Chris Duffy, L (1, 8) OBP: 0.245, SLG: 0.265	G3		K			L8		K		4	0	0	0	0	2	0
2 Jack Wilson, R (1, 6) OBP: 0.312, SLG: 0.389	12 G1-3 1B			L7		2B		P3		4	0	2	0	0	0	0
12 Freddy Sanchez, R (1, 5) OBP: 0.380, SLG: 0.493	G1-3 1-2			2B		L8		L9		4	1	1	0	0	0	2
Jason Bay, R (1, 7) OBP: 0.408, SLG: 0.545	L8			K		K			E 26 1B G1-3 1B	4	1	1	0	0	2	3
Jeromy Burnitz, L (1, 9) OBP: 0.288, SLG: 0.449		K		2B 2-H			K		L7	4	0	1	1	0	2	1
Xavier Nady, R (1, 3) OBP: 0.325, SLG: 0.483		G6-3		G6-3			1B		G1-3 1-2	4	0	1	0	0	0	2
Jose Castillo, R (1, 4) OBP: 0.327, SLG: 0.428		G6-3			G5-3		1B 1-2		E6 26 1B 2-3	4	0	1	0	0	0	1
26 Ronny Paulino, R (1, 2) OBP: 0.361, SLG: 0.388 13 Nate McLouth, L (9, PR) OBP: 0.295, SLG: 0.367			F9		G5-3		L8		1B 1-2 3-H	4 0	0 0	1 0	1 0	0 0	0 0	2 0
45 Ian Snell, R (1, 1) OBP: 0.088, SLG: 0.031 Joe Randa, R (7, PH) OBP: 0.342, SLG: 0.406 44 Josh Sharpless, R (8, 1) 55 Matt Capps, R (9, 1) José Hernández, R (9, PH) OBP: 0.307, SLG: 0.358			K		L3		F8		K	2 1 0 0 1	0 0 0 0 0	0 0 0 0 0	0 0 0 0 0	0 0 0 0 0	1 0 0 0 1	0 2 0 0 2
Inning Stats	R: 0 E: 0 K: 0 S: 8 H: 1 LOB: 1 BB: 0 P: 11	R: 0 E: 0 K: 1 S: 9 H: 0 LOB: 0 BB: 0 P: 12	R: 0 E: 0 K: 2 S: 9 H: 0 LOB: 0 BB: 0 P: 11	R: 1 E: 0 K: 1 S: 13 H: 2 LOB: 1 BB: 0 P: 22	R: 0 E: 0 K: 0 S: 6 H: 0 LOB: 0 BB: 0 P: 8	R: 0 E: 0 K: 1 S: 13 H: 1 LOB: 1 BB: 0 P: 19	R: 0 E: 0 K: 1 S: 11 H: 2 LOB: 2 BB: 0 P: 16	R: 0 E: 0 K: 1 S: 8 H: 0 LOB: 0 BB: 0 P: 12	R: 1 E: 1 K: 1 S: 15 H: 2 LOB: 2 BB: 0 P: 20	1B: 5 2B: 3 3B: 0 HR: 0	SF: 0 SAC: 0 DP: 0 HBP: 0						

	AB	36
	R	2
	H	8
	RBI	2
	BB	0
	SO	8
	LOB	15

WP: 0 PB: 0 SB: 0 CS: 0 PA: 36

PITCHER		IP	WLS	BF	H	R	ER	SO	BB	IBB	HBP	BLK	WP	HR	S	P	ERA	WHIP
29 John Smoltz, R ERA: 3.45	(1, 1)	7.0	W	27	6	1	1	6	0	0	0	0	0	0	69	99	1.29	0.857
Danys Baez, R ERA: 4.18	(8, 1)	1.0	H	3	0	0	0	1	0	0	0	0	0	0	8	12	0.00	0.000
28 Bob Wickman, R ERA: 3.66	(9, 1)	1.0	S	6	2	1	0	1	0	0	0	0	0	0	15	20	0.00	2.000

PITCHER	IP	WLS	BF	H	R	ER	SO	BB	IBB	HBP	BLK	WP	HR	S	P	ERA	WHIP

Atlanta Braves @ Pittsburgh Pirates

PNC Park, Pittsburgh, PA

Wed Aug 02 2006, 7:05 PM EDT

Att. 21,064 - Clear - 86 F

livebaseballscorecards.com

Batter	1	2	3	4	5	6	7	8	9	AB	R	H	RBI	BB	SO	LOB
14 Willy Aybar, S (1, 5) OBP: 0.366, SLG: 0.411	C X 0-1 ① L8		F X 0-1 G6-4-3 1B		B B B C B 4-1 BB			X 0-0 E7 1B 11 SF9		3	1	1	0	1	0	0
Marcus Giles, R (1, 4) OBP: 0.352, SLG: 0.382	T B B X 2-1 ② F9		C X 0-1 ② ③ G6-4-3 1-2f		B C F C 1-3 ③ K			X 0-0 FC6-4 2-3 1B		4	0	1	0	0	1	3
11 Edgar Renteria, R (1, 6) OBP: 0.390, SLG: 0.464	B S X 1-1 BB 1B			C C X 0-2 ① G5-3		X 0-0 ① G5-3		X 0-0 ① SF9 3-H		3	0	1	1	0	0	0
Andruw Jones, R (1, 8) OBP: 0.350, SLG: 0.514	B C B C F B B 4-2 1-2 BB			B X 1-0 ② F8		B B X 2-0 ② G6-3		X 0-0 ② FC6-4 1-2f		3	0	0	0	1	0	1
7 Jeff Francoeur, R (1, 9) OBP: 0.284, SLG: 0.449	C S F F F F F F S 0-3 ③ K			X 0-0 ③ P3		S X 0-1 ③ P4		B B F C X 2-2 ③ F8		4	0	0	0	0	1	3
23 Matt Diaz, R (1, 7) OBP: 0.343, SLG: 0.451 Ryan Langerhans, L (9, 7) OBP: 0.336, SLG: 0.385		C B B S C 2-3 ① K			S B F B B X 3-2 ① G4-3		B X 1-0 HR		X 0-0 ① G6-3	4 0	1 0	1 0	1 0	0 0	1 0	0 0
Adam LaRoche, L (1, 3) OBP: 0.339, SLG: 0.554 Scott Thorman, L (6, 3) OBP: 0.278, SLG: 0.487		F B X 1-1 ② G3			B B C X 2-1 2B 2B		B F B S B X 3-2 ① L7		F B X 1-1 ② G4-3	2 2	1 0	1 0	0 0	0 0	0 0	0 0
Todd Pratt, R (1, 2) OBP: 0.256, SLG: 0.318		C F B S 1-3 ③ K			X 0-0 2-H 2B		B C B F B X 3-2 ② G6-3		B X 1-0 ③ L5	4	0	1	1	0	1	0
Horacio Ramirez, L (1, 1) OBP: 0.160, SLG: 0.125 Tyler Yates, R (7, 1) Danys Baez, R (8, 1) 28 Bob Wickman, R (9, 1)			C X 0-1 ① G6-3		B F X 1-1 ② G1-3		F B X 1-1 ③ G5-3			3 0 0 0	0 0 0 0	0 0 0 0	0 0 0 0	0 0 0 0	0 0 0 0	1 0 0 0

	AB	32
	R	3
	H	6
	RBI	3
	BB	2
	SO	4
	LOB	8

Inning Stats	1	2	3	4	5	6	7	8	9
	R: 0 E: 0 K: 1 S: 18	R: 0 E: 0 K: 2 S: 8	R: 0 E: 0 K: 0 S: 6	R: 0 E: 0 K: 0 S: 5	R: 1 E: 0 K: 1 S: 12	R: 0 E: 0 K: 0 S: 4	R: 1 E: 0 K: 0 S: 9	R: 1 E: 1 K: 0 S: 7	R: 0 E: 0 K: 0 S: 4
	H: 1 LOB: 2 BB: 1 P: 25	H: 0 LOB: 0 BB: 0 P: 12	H: 1 LOB: 0 BB: 0 P: 6	H: 0 LOB: 0 BB: 0 P: 6	H: 2 LOB: 2 BB: 1 P: 23	H: 0 LOB: 0 BB: 0 P: 6	H: 1 LOB: 0 BB: 0 P: 17	H: 1 LOB: 1 BB: 0 P: 9	H: 0 LOB: 0 BB: 0 P: 6

	1B: 3	SF: 1	WP: 0	PA: 35
	2B: 2	SAC: 0	PB: 0	
	3B: 0	DP: 1	SB: 0	
	HR: 1	HBP: 0	CS: 0	

PITCHER		IP	WLS	BF	H	R	ER	SO	BB	IBB	HBP	BLK	WP	HR	S	P	ERA	WHIP
28 Paul Maholm, L ERA: 4.83	(1, 1)	7.0		27	5	2	2	4	2	0	0	0	0	1	62	95	2.57	1.000
16 Salomon Torres, R ERA: 4.08	(8, 1)	1.0	L	5	1	1	0	0	0	0	0	0	0	0	7	9	0.00	1.000
Damaso Marte, L ERA: 3.08	(9, 1)	1.0		3	0	0	0	0	0	0	0	0	0	0	4	6	0.00	0.000

PITCHER		IP	WLS	BF	H	R	ER	SO	BB	IBB	HBP	BLK	WP	HR	S	P	ERA	WHIP

Atlanta Braves @ Pittsburgh Pirates

PNC Park, Pittsburgh, PA

Wed Aug 02 2006, 7:05 PM EDT

Att. 21,064 - Clear - 86 F

livebaseballscorecards.com

BOTTOM

Batter	1	2	3	4	5	6	7	8	9	AB	R	H	RBI	BB	SO	LOB
6 Chris Duffy, L (1, 8) OBP: 0.243, SLG: 0.262	G3-1			G5-3		G3	2 E, 2 1B 1-2 1B		G4-3	5	0	1	0	0	0	0
2 Jack Wilson, R (1, 6) OBP: 0.312, SLG: 0.388	G4-3			K		G1-3	E7 1-3 2-H 1B			4	0	1	1	0	1	0
12 Freddy Sanchez, R (1, 5) OBP: 0.384, SLG: 0.495	L8			E 1B		BB, BB 1B	IBB			3	1	2	0	1	0	0
Jason Bay, R (1, 7) OBP: 0.408, SLG: 0.546		F8		1 SAFE 1 SAFE 1 SAFE E4 1-H 2B		1 SAFE BB 1-2 BB	F8			3	0	1	1	1	0	3
Xavier Nady, R (1, 3) OBP: 0.324, SLG: 0.478		F8		F9		1-2 2-3 BB		G1-3		3	0	0	0	1	0	1
José Bautista, R (1, 9) OBP: 0.357, SLG: 0.477		G1-3			P5	P5		P2		4	0	0	0	0	0	3
Jose Castillo, R (1, 4) OBP: 0.324, SLG: 0.423			G6-3		K		G6-3	F9		4	0	0	0	0	1	0
26 Ronny Paulino, R (1, 2) OBP: 0.359, SLG: 0.386			K		1B		G6-3		K	4	0	1	0	0	2	0
28 Paul Maholm, L (1, 1) OBP: 0.195, SLG: 0.154 José Hernández, R (7, PH) OBP: 0.314, SLG: 0.358 16 Salomon Torres, R (8, 1) OBP: 0.250, SLG: 0.250 Damaso Marte, L (9, 1) Jeromy Burnitz, L (9, PH) OBP: 0.287, SLG: 0.448			G2-3		K		6 1B 2 1B BB		F7	2 0 0 0 1	0 1 0 0 0	0 0 0 0 0	0 0 0 0 0	0 1 0 0 0	1 0 0 0 0	1 0 0 0 0
Inning Stats	R: 0 E: 0 K: 0 S: 6 H: 0 LOB: 0 BB: 0 P: 7	R: 0 E: 0 K: 0 S: 5 H: 0 LOB: 0 BB: 0 P: 8	R: 0 E: 0 K: 1 S: 8 H: 0 LOB: 0 BB: 0 P: 10	R: 1 E: 1 K: 1 S: 10 H: 2 LOB: 1 BB: 0 P: 14	R: 0 E: 0 K: 2 S: 9 H: 1 LOB: 1 BB: 0 P: 10	R: 0 E: 0 K: 0 S: 16 H: 1 LOB: 3 BB: 2 P: 28	R: 1 E: 1 K: 0 S: 13 H: 2 LOB: 3 BB: 2 P: 31	R: 0 E: 0 K: 0 S: 7 H: 0 LOB: 0 BB: 0 P: 11	R: 0 E: 0 K: 1 S: 8 H: 0 LOB: 0 BB: 0 P: 13							

	AB	33
	R	2
	H	6
	RBI	2
	BB	4
	SO	5
	LOB	8

1B: 5 SF: 0 WP: 0 PA: 37
2B: 1 SAC: 0 PB: 0
3B: 0 DP: 0 SB: 0
HR: 0 HBP: 0 CS: 0

PITCHER		IP	WLS	BF	H	R	ER	SO	BB	IBB	HBP	BLK	WP	HR	S	P	ERA	WHIP
Horacio Ramirez, L ERA: 4.35	(1, 1)	6.2		28	5	2	2	4	3	0	0	0	0	0	64	98	2.70	1.200
Tyler Yates, R ERA: 2.81	(7, 1)	0.1	W	3	1	0	0	0	0	1	0	0	0	0	3	10	0.00	3.000
Danys Baez, R ERA: 4.1	(8, 1)	1.0	H	3	0	0	0	0	0	0	0	0	0	0	7	11	0.00	0.000
28 Bob Wickman, R ERA: 3.55	(9, 1)	1.0	S	3	0	0	0	1	0	0	0	0	0	0	8	13	0.00	0.000

PITCHER	IP	WLS	BF	H	R	ER	SO	BB	IBB	HBP	BLK	WP	HR	S	P	ERA	WHIP

Batter	1	2	3	4	5	6	7	8	9	AB	R	H	RBI	BB	SO	LOB
14 Willy Aybar, S (1, 5) OBP: 0.357, SLG: 0.400	K	P6		F8			G5-3			4	0	0	0	0	1	4
Marcus Giles, R (1, 4) OBP: 0.351, SLG: 0.384	F8	K			G5-3			2B		4	1	1	0	0	1	2
11 Edgar Renteria, R (1, 6) OBP: 0.388, SLG: 0.464	2B		G6-3		F8			K2-3		4	1	1	0	0	1	1
Andruw Jones, R (1, 8) OBP: 0.351, SLG: 0.519	16 PB 2-H 2B		G5-3		L7			2-H 2B		4	0	2	2	0	0	0
16 Brian McCann, L (1, 2) OBP: 0.393, SLG: 0.536	2-3 BB		G4-3			G4-3		K		3	0	0	0	1	1	1
7 Jeff Francoeur, R (1, 9) OBP: 0.281, SLG: 0.445	P3			P3		G6-3		P4		4	0	0	0	0	0	3
Scott Thorman, L (1, 3) OBP: 0.289, SLG: 0.481		15 SH5-4 BB BB		15 S BB 1B		G4-3			K	3	0	1	0	1	1	0
Ryan Langerhans, L (1, 7) OBP: 0.339, SLG: 0.384 54 Chad Paronto, R (7, 1) Ken Ray, R (8, 1) Todd Pratt, R (9, PH) OBP: 0.254, SLG: 0.315		15 SH5-4 1-2 BB		15 S 1-2 BB			B2-3		K	1 0 0 1	0 0 0 0	0 0 0 0	0 0 0 0	2 0 0 0	0 0 0 1	0 0 0 0
15 Tim Hudson, R (1, 1) OBP: 0.136, SLG: 0.095 23 Matt Diaz, R (7, PH) OBP: 0.339, SLG: 0.445 (7, 7)	SAFE SH5-4 1-2 2-3			K 1-2 2-3			G6-3		G6-3	1 2	0 0	0 0	0 0	0 0	1 0	2 0
Inning Stats	R: 1 E: 0 K: 1 S: 9 H: 2 LOB: 2 BB: 1 P: 17	R: 0 E: 0 K: 1 S: 12 H: 0 LOB: 2 BB: 2 P: 25	R: 0 E: 0 K: 0 S: 9 H: 0 LOB: 0 BB: 0 P: 11	R: 0 E: 0 K: 1 S: 9 H: 1 LOB: 2 BB: 1 P: 18	R: 0 E: 0 K: 0 S: 6 H: 0 LOB: 0 BB: 0 P: 8	R: 0 E: 0 K: 0 S: 6 H: 0 LOB: 0 BB: 0 P: 9	R: 0 E: 0 K: 0 S: 5 H: 0 LOB: 0 BB: 0 P: 9	R: 1 E: 0 K: 2 S: 12 H: 2 LOB: 1 BB: 0 P: 15	R: 0 E: 0 K: 2 S: 11 H: 0 LOB: 0 BB: 0 P: 16	1B: 1 2B: 4 3B: 0 HR: 0 SF: 0 SAC: 1 DP: 0 HBP: 0						

TOP

Atlanta Braves @ Pittsburgh Pirates

PNC Park, Pittsburgh, PA

Thu Aug 03 2006, 12:35 PM EDT

Att. 17,324 - Sunny - 90 F

livebaseballscorecards.com

AB	31
R	2
H	5
RBI	2
BB	4
SO	7
LOB	13

PITCHER		IP	WLS	BF	H	R	ER	SO	BB	IBB	HBP	BLK	WP	HR	S	P	ERA	WHIP
Shawn Chacon, R ERA: 6.62	(1, 1)	5.0	W	22	3	1	1	3	4	0	0	0	0	0	45	79	1.80	1.400
34 John Grabow, L ERA: 3.86	(6, 1)	2.0	H	6	0	0	0	0	0	0	0	0	0	0	11	18	0.00	0.000
55 Matt Capps, R ERA: 3.39	(8, 1)	0.1	H	3	2	1	1	1	0	0	0	0	0	0	8	11	27.00	6.000
Damaso Marte, L ERA: 3.05	(8, 1)	0.1	H	1	0	0	0	1	0	0	0	0	0	0	3	3	0.00	0.000
16 Salomon Torres, R ERA: 4.06	(8, 1)	0.1	H	1	0	0	0	0	0	0	0	0	0	0	1	1	0.00	0.000

PITCHER		IP	WLS	BF	H	R	ER	SO	BB	IBB	HBP	BLK	WP	HR	S	P	ERA	WHIP
Michael Gonzalez, L ERA: 2.54	(9, 1)	1.0	S	3	0	0	0	2	0	0	0	0	0	0	11	16	0.00	0.000

WP: 0 PB: 1 SB: 2 CS: 0 PA: 36

Atlanta Braves @ Pittsburgh Pirates

PNC Park, Pittsburgh, PA

Thu Aug 03 2006, 12:35 PM EDT

Att. 17,324 - Sunny - 90 F

livebaseballscorecards.com

BOTTOM

Batter	1	2	3	4	5	6	7	8	9	AB	R	H	RBI	BB	SO	LOB
6 Chris Duffy, L (1, 8) OBP: 0.244, SLG: 0.261	3-2 12 S S 1B 1B		1-3 K ①		2-3 K ②		0-0 F8 ①			4	1	1	0	0	2	1
José Bautista, R (1, 9) OBP: 0.355, SLG: 0.474	B 1 SAFE C 1 S D F F S 2-3 K ① 1-2		C X 0-1 BB 1B		C B B B X 3-1 G6-3 ③		B C X 1-1 F8 ②			4	0	1	0	0	1	2
12 Freddy Sanchez, R (1, 6) OBP: 0.382, SLG: 0.492	C F B X 1-2 G3 ② 2-3		C F 1 F F S SAFE 0-3 K ②			X 0-0 BB 1B 1B	B X 1-0 FC6-4 ③ 1-2f			4	1	1	0	0	1	3
Jason Bay, R (1, 7) OBP: 0.411, SLG: 0.546	C B X 1-1 S 2B 1B 3-H		1 B B B C B SAFE 4-1 BB 1-2			B B C B F F F B 4-2 SH1-4 1B BB 1-2		C B C F T 1-2 K ①		2	1	1	1	2	1	0
Joe Randa, R (1, 5) OBP: 0.346, SLG: 0.415	C S 1 B B X SAFE 2-2 2B 1-H		B C X 1-1 L8 ③			B X 1-0 SH1-4 1B 1-2 2-H		B F B F F C 2-3 K ②		4	0	2	2	0	1	2
Xavier Nady, R (1, 3) OBP: 0.325, SLG: 0.476	B B F X 2-1 F9 ③			C S F F B S 1-3 K ①		X 0-0 SH1-4 ① 1-2 2-3		C B X 1-1 1B		3	0	1	0	0	1	1
Jose Castillo, R (1, 4) OBP: 0.323, SLG: 0.420		B S X 1-1 G6-3 ①		B X 1-0 L9 ②		I I I I 4-0 26 G6-4-3 IBB		S 1 SAFE B 1 SAFE B S 1 SAFE D X 3-2 G4-3 ③		3	0	0	0	1	0	1
11 Humberto Cota, R (1, 2) OBP: 0.266, SLG: 0.209 26 Ronny Paulino, R (6, PH) OBP: 0.358, SLG: 0.385 (7, 2)		C C S 0-3 K ②		S F B F X 1-2 G5-3 ③		B S C T X 1-2 G6-4-3 ② ③ 1-2f				2 1	0 0	0 0	0 0	0 0	1 0	0 3
Shawn Chacon, R (1, 1) 13 Nate McLouth, L (5, PH) 34 John Grabow, L (8, 1) 2 Jack Wilson, R (7, PH) 45 Ian Snell, R (7, PR) 55 Matt Capps, R (8, 1) Damaso Marte, L (8, 1) 16 Salomon Torres, R (8, 1) Michael Gonzalez, R (8, 1)		X 0-0 G5-3 ③			X 0-0 G4-3 ①		B X 1-0 12 FC6-4 1B			1 1 0 1 0 0 0 0 0	0 0 0 0 0 0 0 0 0	0 0 0 1 0 0 0 0 0	0 0 0 0 0 0 0 0 0	0 0 0 0 0 0 0 0 0	0 0 0 0 0 0 0 0 0	0 0 0 0 0 0 0 0 0
Inning Stats	R: 2 E: 0 K: 1 S: 18 H: 3 LOB: 1 BB: 0 P: 29	R: 0 E: 0 K: 1 S: 6 H: 0 LOB: 0 BB: 0 P: 7	R: 0 E: 0 K: 2 S: 13 H: 1 LOB: 2 BB: 1 P: 19	R: 0 E: 0 K: 1 S: 10 H: 0 LOB: 0 BB: 0 P: 13	R: 0 E: 0 K: 1 S: 7 H: 0 LOB: 0 BB: 0 P: 12	R: 1 E: 0 K: 0 S: 11 H: 2 LOB: 2 BB: 2 P: 21	R: 0 E: 0 K: 0 S: 5 H: 1 LOB: 1 BB: 0 P: 8	R: 0 E: 0 K: 2 S: 13 H: 1 LOB: 1 BB: 0 P: 20		1B: 7 2B: 1 3B: 0 HR: 0	SF: 0 SAC: 1 DP: 1 HBP: 0			WP: 0 PB: 0 SB: 3 CS: 0	PA: 34	

	AB	30
	R	3
	H	8
	RBI	3
	BB	3
	SO	8
	LOB	13

PITCHER		IP	WLS	BF	H	R	ER	SO	BB	IBB	HBP	BLK	WP	HR	S	P	ERA	WHIP
15 Tim Hudson, R ERA: 5.22	(1, 1)	6.0	L	26	6	3	3	6	2	1	0	0	0	0	65	101	4.50	1.333
54 Chad Paronto, R ERA: 2.94	(7, 1)	1.0		4	1	0	0	0	0	0	0	0	0	0	5	8	0.00	1.000
Ken Ray, R ERA: 3.24	(8, 1)	1.0		4	1	0	0	2	0	0	0	0	0	0	13	20	0.00	1.000

PITCHER	IP	WLS	BF	H	R	ER	SO	BB	IBB	HBP	BLK	WP	HR	S	P	ERA	WHIP

Batter	1	2	3	4	5	6	7	8	9	AB	R	H	RBI	BB	SO	LOB
6 Chris Duffy, L (1, 8) OBP: 0.242, SLG: 0.259	C B F C 1-3 K		F X 0-1 F8	C B B X 2-1 13 S 1B		B S B X 2-1 G4-3		B B S S F B S 3-3 K		5	0	1	0	0	2	0
13 Nate McLouth, L (1, 9) OBP: 0.292, SLG: 0.360	B C X 1-1 P5		C B B F F S 2-3 K	B F F B B B 4-2 1-2 BB		B C C B S 2-3 K		F F B X 1-2 F7		4	0	0	0	1	2	0
12 Freddy Sanchez, R (1, 5) OBP: 0.380, SLG: 0.488	C C X 0-2 P3		C S F B X 1-2 2B 2B 1B	X 0-0 L7		C F B B B F F F X 3-2 F8			S X 0-1 G6-3	5	1	1	0	0	0	2
Jason Bay, R (1, 7) OBP: 0.411, SLG: 0.546		C S S 0-3 K	C X 0-1 1-3 2B 2B		X 0-0 G6-3		B B B C F B 4-2 G5-3 1B BB		B X 1-0 G5-3	4	1	1	0	1	1	0
Xavier Nady, R (1, 3) OBP: 0.332, SLG: 0.493		C X 0-1 FC6-4 26 1B 2B	B C X 1-1 2-H 3-H 2B		B F C B F F X 2-2 F9 E 2B		C F B X 1-2 G5-3 1-2 1B		C C F B B S 2-3 K	5	2	4	2	0	1	0
José Hernández, R (1, 6) OBP: 0.311, SLG: 0.347		B B B B 4-0 FC6-4 BB	C C B F S 1-3 K		S X 0-1 F9 2-3		C B X 1-1 G5-3 1-2 2-3f			3	0	0	0	1	1	4
Jose Castillo, R (1, 4) OBP: 0.325, SLG: 0.429		B B C X 2-1 FC6-4 26 1B 1-2f 2-3		B X 1-0 HR	C F F X 0-2 E6 3-H 1B		S S B F F F F B X 2-2 G6-3			4	1	2	2	0	0	3
26 Ronny Paulino, R (1, 2) OBP: 0.363, SLG: 0.398		C B B B X 3-1 1-2 3-H 1B		C F F X 0-2 F9	I I I I 4-0 IBB			C B B F B F F F X 3-2 HR		3	1	2	2	1	0	0
24 Tom Gorzelanny, R (1, 1) 44 Josh Sharpless, R (9, 1)		S S F B X 1-2 F8		B C X 1-1 G1-3	S B F B S 2-3 K			B C F S 1-3 K		4 0	0 0	0 0	0 0	0 0	2 0	4 0
Inning Stats	R: 0 H: 0 E: 0 LOB: 0 K: 1 BB: 0 S: 8 P: 10	R: 1 H: 2 E: 0 LOB: 2 K: 1 BB: 1 S: 13 P: 23	R: 2 H: 3 E: 0 LOB: 1 K: 2 BB: 0 S: 18 P: 23	R: 1 H: 2 E: 0 LOB: 2 K: 0 BB: 1 S: 12 P: 20	R: 1 H: 2 E: 1 LOB: 2 K: 1 BB: 1 S: 15 P: 23	R: 0 H: 0 E: 0 LOB: 0 K: 1 BB: 0 S: 11 P: 18	R: 0 H: 1 E: 0 LOB: 1 K: 0 BB: 1 S: 14 P: 22	R: 1 H: 1 E: 0 LOB: 0 K: 2 BB: 0 S: 16 P: 24	R: 0 H: 0 E: 0 LOB: 0 K: 1 BB: 0 S: 7 P: 10	1B: 5 SF: 0 2B: 4 SAC: 0 3B: 0 DP: 1 HR: 2 HBP: 0						WP: 0 PA: 41 PB: 0 SB: 1 CS: 0

PITCHER	IP	WLS	BF	H	R	ER	SO	BB	IBB	HBP	BLK	WP	HR	S	P	ERA	WHIP
38 Carlos Zambrano, R (1, 1) ERA: 3.42	6.0	L	30	9	5	5	6	2	1	0	0	0	1	77	117	7.50	1.833
David Aardsma, R (7, 1) ERA: 5.24	2.0		8	2	1	1	2	1	0	0	0	0	1	30	46	4.50	1.500
44 Roberto Novoa, R (9, 1) ERA: 4.97	1.0		3	0	0	0	1	0	0	0	0	0	0	7	10	0.00	0.000

PITCHER	IP	WLS	BF	H	R	ER	SO	BB	IBB	HBP	BLK	WP	HR	S	P	ERA	WHIP

TOP

Pittsburgh Pirates @ Chicago Cubs

Wrigley Field, Chicago, IL

Fri Aug 04 2006, 1:20 PM CDT

Att. 39,973 - Sunny - 85 F

livebaseballscorecards.com

AB	37
R	6
H	11
RBI	6
BB	4
SO	9
LOB	13

Batter	1	2	3	4	5	6	7	8	9	AB	R	H	RBI	BB	SO	LOB
Juan Pierre, L (1, 8) OBP: 0.325, SLG: 0.376	B X 1-0 F8 ①		H 1-0 HBP		C S X 0-2 L4 ③			B B C X 2-1 F9 ③		3	0	0	0	0	0	0
Cesar Izturis, S (1, 6) OBP: 0.292, SLG: 0.338	C B X 1-1 G4-3 ②		B X 1-0 G4-3 ③			B C L F C 1-3 K ①			C X 0-1 G3-1 ①	4	0	0	0	0	1	2
Michael Barrett, R (1, 2) OBP: 0.396, SLG: 0.553	B B B C T T T F X 3-2 F9 ③			F B F B F F H 3-2 1B HBP		X 0-0 L5 ②			C S S 0-3 K ②	3	0	0	0	0	1	0
16 Aramis Ramirez, R (1, 5) OBP: 0.336, SLG: 0.530		B F B F X 2-2 G6-3 ①		B C F F S 1-3 K ①		B B F F X 2-2 F7 ③			C B X 1-1 1B	4	0	1	0	0	1	1
Phil Nevin, R (1, 3) OBP: 0.315, SLG: 0.443		B C C S 1-3 K ②		B B S C F S 2-3 K ②			B B B B 4-0 G4-6-3 BB		B X 1-0 P6 ③	3	0	0	0	1	2	2
Jacque Jones, L (1, 9) OBP: 0.320, SLG: 0.495		C B B F B S 3-3 K ③		B S X 1-1 1-3 1B			C X 0-1 G4-6-3 ①② 1-2f			3	0	1	0	0	1	1
19 Matt Murton, R (1, 7) OBP: 0.358, SLG: 0.406			F S B B B F B 4-2 38 SH1-3 BB	S B D B X 3-1 G3 ③			B F B X 2-1 G5-3 ③			2	0	0	0	1	0	2
5 Ronny Cedeno, R (1, 4) OBP: 0.279, SLG: 0.335			F F F S 0-3 K ①		B B C X 2-1 38 G3-6-3 1B			B B C F S 2-3 K ①		3	0	1	0	0	2	1
38 Carlos Zambrano, S (1, 1) OBP: 0.200, SLG: 0.438 David Aardsma, R (7, 1) 2 Ryan Theriot, R (8, PH) OBP: 0.364, SLG: 0.474 44 Roberto Novoa, R (9, 1) OBP: 0.250, SLG: 0.500			L 1 SAFE B X 1-1 SH1-3 ② 1-2		X 0-0 G3-6-3 ①② 1-2f			X 0-0 F8 ②		1 0 1 0	0 0 0 0	0 0 0 0	0 0 0 0	0 0 0 0	0 0 0 0	1 0 0 0
Inning Stats	R: 0 E: 0 K: 0 S: 9 H: 0 LOB: 0 BB: 0 P: 14	R: 0 E: 0 K: 2 S: 9 H: 0 LOB: 0 BB: 0 P: 15	R: 0 E: 0 K: 1 S: 10 H: 0 LOB: 2 BB: 1 P: 17	R: 0 E: 0 K: 2 S: 16 H: 1 LOB: 2 BB: 0 P: 26	R: 0 E: 0 K: 0 S: 6 H: 1 LOB: 0 BB: 0 P: 8	R: 0 E: 0 K: 0 S: 8 H: 0 LOB: 0 BB: 0 P: 11	R: 0 E: 0 K: 0 S: 4 H: 0 LOB: 0 BB: 0 P: 10	R: 0 E: 0 K: 1 S: 6 H: 0 LOB: 0 BB: 0 P: 10	R: 0 E: 0 K: 1 S: 8 H: 1 LOB: 1 BB: 0 P: 10	1B: 3 2B: 0 3B: 0 HR: 0	SF: 0 SAC: 1 DP: 2 HBP: 2						

PITCHER	IP	WLS	BF	H	R	ER	SO	BB	IBB	HBP	BLK	WP	HR	S	P	ERA	WHIP
24 Tom Gorzelanny, L (1, 1) ERA: 4.41	8.0	W	28	2	0	0	7	2	0	2	0	0	0	68	111	0.00	0.500
44 Josh Sharpless, R (9, 1) ERA:	1.0		4	1	0	0	1	0	0	0	0	0	0	8	10	0.00	1.000

PITCHER	IP	WLS	BF	H	R	ER	SO	BB	IBB	HBP	BLK	WP	HR	S	P	ERA	WHIP

BOTTOM

Pittsburgh Pirates @ Chicago Cubs

Wrigley Field, Chicago, IL

Fri Aug 04 2006, 1:20 PM CDT

Att. 39,973 - Sunny - 85 F

livebaseballscorecards.com

AB	27
R	0
H	3
RBI	0
BB	2
SO	8
LOB	10

1B: 3 SF: 0
2B: 0 SAC: 1
3B: 0 DP: 2
HR: 0 HBP: 2

WP: 0 PA: 32
PB: 0
SB: 0
CS: 0

Batter	1	2	3	4	5	6	7	8	9	AB	R	H	RBI	BB	SO	LOB
6 Chris Duffy, L (1, 8) OBP: 0.233, SLG: 0.248	B C F B F S 2-3 ① K		B X 1-0 ① F7		C B C F X 1-2 ② P4		X 0-0 ① B1-3		C X 0-1 ① L7	5	0	0	0	0	1	2
13 Nate McLouth, L (1, 9) OBP: 0.290, SLG: 0.369	F F F S 0-3 ② K		B C F F F B X 2-2 ② G3 2-3		C F F X 0-2 ③ P6		B B X 2-0 HR		C F D B F B X 3-2 ② F8	5	1	1	1	0	1	2
12 Freddy Sanchez, R (1, 6) OBP: 0.376, SLG: 0.482	X 0-0 ③ F9		B F F F D X 2-2 ③ F9			X 0-0 ① G6-3	C B X 1-1 ② F8		F S X 0-2 ③ G1-3	5	0	0	0	0	0	1
Jason Bay, R (1, 7) OBP: 0.412, SLG: 0.544		C B B F B B X 3-2 E 1B 1B		C B F B B C 3-3 ① K		B B F B B B 4-1 HBP 26 BB BB	S B S S X 1-2 ③ F8			3	2	1	0	1	1	0
Xavier Nady, R (1, 3) OBP: 0.334, SLG: 0.491		B B X 2-0 FC6 1B 1-2		C F B X 1-2 ② G6-3		1 SAFE B F F D D B 4-2 26 BB HBP 1-2 BB		X 0-0 SH5-4 26 G6-3 1B 1B		3	1	1	0	1	0	1
Jose Castillo, R (1, 4) OBP: 0.327, SLG: 0.430	B X 1-0 26 G6-4-3 1-2 2-H 1B			B C C B X 2-2 ③ G4-3		B C X 1-1 ② F9		F F B F B B X 3-2 26 G6-3 SH5-4 1-2 1B		4	0	2	1	0	0	2
José Bautista, R (1, 5) OBP: 0.355, SLG: 0.470	C B S S S 1-3 ① K				C C F S 0-3 ① K	H 1-0 26 BB 1-2 2-3 HBP		B X 1-0 ① SH5-4 1-2 2-3		2	0	0	0	0	2	2
26 Ronny Paulino, R (1, 2) OBP: 0.365, SLG: 0.408		B C F D F B X 3-2 ② ③ G6-4-3 1-2f			X 0-0 HR	B B B B 4-0 1-2 2-3 3-H BB		X 0-0 ② G6-3 2-3 3-H		3	1	1	3	1	0	3
57 Zach Duke, L (1, 1) OBP: 0.250, SLG: 0.298 34 John Grabow, L (7, 1) 16 Salomon Torres, R (7, 1) OBP: 0.250, SLG: 0.250 Jeromy Burnitz, L (8, PH) OBP: 0.286, SLG: 0.446 55 Matt Capps, R (8, 1) Damaso Marte, L (8, 1)			C F X 0-2 13 G3 2B		B F X 1-1 1B	B F B F C 2-3 ③ K		X 0-0 ③ F9		3 0 2 0 0 1 3 0 0 0 0 0 0 0 0 0 0 0 0 0 0 1 0 0 0 0 0 1 0 0 0 0 0 0 0 0 0 0 0 0 0 0						
Inning Stats	R: 0 H: 0 E: 0 LOB: 0 K: 2 BB: 0 S: 9 P: 11	R: 1 H: 2 E: 1 LOB: 1 K: 1 BB: 0 S: 12 P: 22	R: 0 H: 1 E: 0 LOB: 1 K: 0 BB: 0 S: 13 P: 18	R: 0 H: 0 E: 0 LOB: 0 K: 1 BB: 0 S: 9 P: 15	R: 1 H: 2 E: 0 LOB: 1 K: 1 BB: 0 S: 15 P: 17	R: 1 H: 0 E: 0 LOB: 3 K: 1 BB: 3 S: 9 P: 25	R: 1 H: 1 E: 0 LOB: 0 K: 0 BB: 0 S: 7 P: 11	R: 1 H: 2 E: 0 LOB: 1 K: 0 BB: 0 S: 9 P: 13	R: 0 H: 0 E: 0 LOB: 0 K: 0 BB: 0 S: 9 P: 12	1B: 5 SF: 0 2B: 1 SAC: 1 3B: 0 DP: 1 HR: 2 HBP: 1						

TOP

Pittsburgh Pirates @ Chicago Cubs

Wrigley Field, Chicago, IL

Sat Aug 05 2006, 3:05 PM CDT

Att. 41,007 - Partly Cloudy - 83 F

livebaseballscorecards.com

AB	34
R	5
H	8
RBI	5
BB	3
SO	6
LOB	17

WP: 0 PA: 39
PB: 0
SB: 0
CS: 0

PITCHER		IP	WLS	BF	H	R	ER	SO	BB	IBB	HBP	BLK	WP	HR	S	P	ERA	WHIP
22 Mark Prior, R ERA: 6.64	(1, 1)	5.2	W	26	5	3	2	5	3	0	1	0	0	1	64	103	3.18	1.412
13 Will Ohman, L ERA: 4.98	(6, 1)	0.1	H	1	0	0	0	1	0	0	0	0	0	0	3	5	0.00	0.000
47 Scott Eyre, L ERA: 2.17	(7, 1)	0.1	H	2	1	1	1	0	0	0	0	0	0	1	2	4	27.00	3.000
43 Michael Wuertz, R ERA: 3.38	(7, 1)	0.2	H	2	0	0	0	0	0	0	0	0	0	0	5	7	0.00	0.000
Bob Howry, R ERA: 3.44	(8, 1)	1.0	H	5	2	1	1	0	0	0	0	0	0	0	9	13	9.00	2.000

PITCHER		IP	WLS	BF	H	R	ER	SO	BB	IBB	HBP	BLK	WP	HR	S	P	ERA	WHIP
46 Ryan Dempster, R ERA: 4.21	(9, 1)	1.0	S	3	0	0	0	0	0	0	0	0	0	0	9	12	0.00	0.000

BOTTOM

Pittsburgh Pirates @ Chicago Cubs

Wrigley Field, Chicago, IL

Sat Aug 05 2006, 3:05 PM CDT

Att. 41,007 - Partly Cloudy - 83 F

livebaseballscorecards.com

Batter	1	2	3	4	5	6	7	8	9	AB	R	H	RBI	BB	SO	LOB
Juan Pierre, L (1, 8) OBP: 0.326, SLG: 0.376	1-2 E S G4-3 1B	0-0 B5-3		0-2 F7			4-2 SH2-3 1B BB	0-1 PO 2-3		3	2	1	0	1	0	1
Cesar Izturis, S (1, 6) OBP: 0.293, SLG: 0.338	2-0 G4-3 1-H	1-0 G1-3			2-2 G1-4-3 1B		0-0 SH2-3 1-2			3	0	1	1	0	0	0
Michael Barrett, R (1, 2) OBP: 0.395, SLG: 0.549	2-2 G6-3	0-2 G6-3			3-1 G1-4-3 1-2f		0-0 16 BB 2-H 1B			4	0	1	1	0	0	1
16 Aramis Ramirez, R (1, 5) OBP: 0.340, SLG: 0.533	2-0 29 1B 2B		2-0 F9		4-0 BB		4-2 G3-6-1 1-2 BB			2	1	1	0	2	0	0
Phil Nevin, R (1, 3) OBP: 0.315, SLG: 0.441 John Mabry, L (7, PH) OBP: 0.326, SLG: 0.344 (8, 3)	4-2 29 1B 19 1B BB		2-3 K		0-1 F9		2-0 G3-6-1 1-2f			2 1	1 0	0 0	0 0	1 0	1 0	1 2
29 Ángel Pagán, S (1, 9) OBP: 0.341, SLG: 0.476 (9, 7)	2-1 19 1B 5 1B 1-2 2-H 1B		4-1 19 CS BB			1-2 L7		0-1 HR		3	2	2	2	1	0	0
19 Matt Murton, R (1, 7) OBP: 0.360, SLG: 0.418 46 Ryan Dempster, R (9, 1)	2-2 22 1B 5 1B 1-3 2-H 1B		0-1 CS 1-2	3-2 G5-3		1-0 HR		0-0 E5 PO 5 SH1-4		4 0	1 0	2 0	2 0	0 0	0 0	0 0
5 Ronny Cedeno, R (1, 4) OBP: 0.282, SLG: 0.338	2-2 22 1B 1-2 3-H 1B			2-0 1B		3-2 G5-3		0-0 SH1-4 1-2		3	0	2	1	0	0	0
22 Mark Prior, R (1, 1) OBP: 0.083, SLG: 0.083 13 Will Ohman, L (6, 1) OBP: 1.000, SLG: 1.000 2 Ryan Theriot, R (6, PH) OBP: 0.348, SLG: 0.450 47 Scott Eyre, L (7, 1) 43 Michael Wuertz, R (7, 1) Bob Howry, L (8, 1) OBP: 1.000, SLG: 1.000 Jacque Jones, L (8, PH) OBP: 0.319, SLG: 0.493 (9, 9)	0-0 1-3 2-3 1B			0-3 K		1-0 G5-3		0-0 F7		2 0 1 0 0 0 0 1	0 0 0 0 0 0 0 0	1 0 0 0 0 0 0 1	0 0 0 0 0 0 0 0	0 0 0 0 0 0 0 0	1 0 0 0 0 0 0 0	1 0 0 0 0 0 0 1
Inning Stats	R: 4 E: 0 K: 0 S: 23 H: 6 LOB: 3 BB: 1 P: 40	R: 0 E: 0 K: 0 S: 5 H: 0 LOB: 0 BB: 0 P: 6	R: 0 E: 0 K: 1 S: 7 H: 0 LOB: 0 BB: 1 P: 15	R: 0 E: 0 K: 1 S: 10 H: 1 LOB: 1 BB: 0 P: 15	R: 0 E: 0 K: 0 S: 7 H: 1 LOB: 1 BB: 1 P: 16	R: 1 E: 0 K: 0 S: 9 H: 1 LOB: 0 BB: 0 P: 15	R: 1 E: 0 K: 0 S: 10 H: 1 LOB: 1 BB: 2 P: 20	R: 1 E: 1 K: 0 S: 6 H: 1 LOB: 0 BB: 0 P: 6		1B: 8 2B: 1 3B: 0 HR: 2	SF: 0 SAC: 2 DP: 2 HBP: 0					

	AB	29
	R	7
	H	11
	RBI	7
	BB	5
	SO	2
	LOB	7

WP: 0 PB: 0 SB: 1 CS: 1 PA: 38

PITCHER		IP	WLS	BF	H	R	ER	SO	BB	IBB	HBP	BLK	WP	HR	S	P	ERA	WHIP
57 Zach Duke, L ERA: 5.35	(1, 1)	6.0	L	27	9	5	5	2	3	0	0	0	0	1	61	107	7.50	2.000
34 John Grabow, L ERA: 4.02	(7, 1)	0.1		2	0	1	1	0	1	0	0	0	0	0	6	10	27.00	3.000
16 Salomon Torres, R ERA: 4.02	(7, 1)	0.2		3	1	0	0	0	1	0	0	0	0	0	4	10	0.00	3.000
55 Matt Capps, R ERA: 3.53	(8, 1)	0.1		3	1	1	1	0	0	0	0	0	0	1	4	4	27.00	3.000
Damaso Marte, L ERA: 3.0	(8, 1)	0.2		1	0	0	0	0	0	0	0	0	0	0	2	2	0.00	0.000

PITCHER	IP	WLS	BF	H	R	ER	SO	BB	IBB	HBP	BLK	WP	HR	S	P	ERA	WHIP

Batter	1	2	3	4	5	6	7	8	9	AB	R	H	RBI	BB	SO	LOB
6 Chris Duffy, L (1, 8) OBP: 0.227, SLG: 0.242	S C C 0-3 ① K		X 0-0 ② G4-3 2-3		B X 1-0 ③ F7		B C B F B X 3-2 ③ F8		S D S S 1-3 ② K	3	0	0	0	0	1	2
12 Freddy Sanchez, R (7, PH) OBP: 0.375, SLG: 0.481										1	0	0	0	0	0	1
34 John Grabow, L (7, 1)										0	0	0	0	0	0	0
Damaso Marte, L (8, 1)										0	0	0	0	0	0	0
Jeromy Burnitz, L (9, PH) OBP: 0.285, SLG: 0.444										1	0	0	0	0	1	2
2 Jack Wilson, R (1, 6) OBP: 0.312, SLG: 0.387	B S F B X 2-2 ② G4-3		C B X 1-1 ③ G4-3			C B F B F B X 3-2 ① P3		C F F X 0-2 F9 BB 1B	B C X 1-1 ③ G2	5	0	1	0	0	0	3
Joe Randa, R (1, 5) OBP: 0.349, SLG: 0.413	B F S X 1-2 ③ F8			C B F C 1-3 ① K		X 0-0 1B	C F B B B F F B 1-2 4-2 FC5-4 BB			3	0	1	0	1	1	0
Jason Bay, R (1, 7) OBP: 0.409, SLG: 0.539		F F B B C 2-3 ① K		C C F F X 0-2 ② G6-3		C B F B S 2-3 ② K	B C B S F C 2-3 ① K			4	0	0	0	0	3	3
Xavier Nady, R (1, 3) OBP: 0.333, SLG: 0.488		B S B S S 2-3 ② K		B X 1-0 1B		B S C S S 1-3 ③ K	B B X 2-0 ② F9 2-3			4	0	1	0	0	2	3
Jose Castillo, R (1, 4) OBP: 0.326, SLG: 0.428		S X 0-1 S 1B		B F F B 1 SAFE S 2-3 ③ K			F X 0-1 ① F8	C X 0-1 ③ FC5-4 1-2f		4	0	1	0	0	1	3
José Bautista, R (1, 9) OBP: 0.354, SLG: 0.464		C F B B B S 2-3 ③ K 1-2			B B B C C F B 4-2 45 SH1-4 BB		C F C 0-3 ② K		B C C B X 2-2 ① G6-3	3	0	0	0	1	2	1
(7, 8)																
26 Ronny Paulino, R (1, 2) OBP: 0.370, SLG: 0.422			S B F X 1-2 6 G4-3 45 SH1-4 1B		B C X 1-1 ① P4		B X 1-0 HR		S B X 1-1 13 1B 1B	4	1	3	1	0	0	1
45 Ian Snell, R (1, 1) OBP: 0.088, SLG: 0.031			X 0-0 ① SH1-4 1-2		X 0-0 ② SH1-4 1-2		B S B S B B 4-2 BB		B B C B X 3-1 1-2 1B	0	0	0	0	0	0	0
José Hernández, R (7, PH) OBP: 0.318, SLG: 0.347										0	0	0	0	1	0	0
(7, 9)																
13 Nate McLouth, L (9, PH) OBP: 0.293, SLG: 0.371										1	0	1	0	0	0	0
Inning Stats	R: 0 E: 0 K: 1 S: 9 H: 0 LOB: 0 BB: 0 P: 12	R: 0 E: 0 K: 3 S: 11 H: 1 LOB: 1 BB: 0 P: 17	R: 0 E: 0 K: 0 S: 7 H: 1 LOB: 1 BB: 0 P: 9	R: 0 E: 0 K: 2 S: 12 H: 1 LOB: 1 BB: 0 P: 16	R: 0 E: 0 K: 0 S: 7 H: 0 LOB: 1 BB: 1 P: 13	R: 0 E: 0 K: 2 S: 11 H: 1 LOB: 1 BB: 0 P: 17	R: 1 E: 0 K: 1 S: 11 H: 1 LOB: 1 BB: 1 P: 19	R: 0 E: 0 K: 1 S: 15 H: 1 LOB: 2 BB: 1 P: 23	R: 0 E: 0 K: 1 S: 12 H: 2 LOB: 2 BB: 0 P: 20	1B: 7 2B: 0 3B: 0 HR: 1 SF: 0 SAC: 2 DP: 0 HBP: 0						

PITCHER	IP	WLS	BF	H	R	ER	SO	BB	IBB	HBP	BLK	WP	HR	S	P	ERA	WHIP
53 Rich Hill, L (1, 1) ERA: 6.69	7.0	W	28	5	1	1	9	2	0	0	0	0	1	68	103	1.29	1.000
Bob Howry, R (8, 1) ERA: 3.38	1.0		5	1	0	0	1	1	0	0	0	0	0	15	23	0.00	2.000
46 Ryan Dempster, R (9, 1) ERA: 4.13	1.0		5	2	0	0	1	0	0	0	0	0	0	12	20	0.00	2.000

PITCHER	IP	WLS	BF	H	R	ER	SO	BB	IBB	HBP	BLK	WP	HR	S	P	ERA	WHIP

Pittsburgh Pirates @ Chicago Cubs

Wrigley Field, Chicago, IL

Sun Aug 06 2006, 1:20 PM CDT

Att. 40,320 - Partly Cloudy - 77 F

TOP

livebaseballscorecards.com

AB	33
R	1
H	8
RBI	1
BB	3
SO	11
LOB	19

Batter	1	2	3	4	5	6	7	8	9	AB	R	H	RBI	BB	SO	LOB
Juan Pierre, L (1, 8) OBP: 0.323, SLG: 0.373	G4-3		L5	G5-3			G4-3			4	0	0	0	0	0	2
Cesar Izturis, S (1, 6) OBP: 0.298, SLG: 0.343	F7		1B		FC6-5	1B	K			4	1	2	1	0	1	0
Michael Barrett, R (1, 2) OBP: 0.390, SLG: 0.542	G1-3		G3		F8		G5-3			4	0	0	0	0	0	2
16 Aramis Ramirez, R (1, 5) OBP: 0.344, SLG: 0.540		G6-3		5 HR BB 1B	FC6-5 1B	2B		SH1-3 29 SF8 2B		4	2	3	0	0	0	0
Jacque Jones, L (1, 9) OBP: 0.317, SLG: 0.489		K		K	FC6-5			SH1-3		3	0	0	1	0	2	2
29 Ángel Pagán, S (1, 7) OBP: 0.348, SLG: 0.494		1B		K		2B		SF8		3	0	2	1	0	1	1
John Mabry, L (1, 3) OBP: 0.324, SLG: 0.336		L7		5 HR BB			K	K		3	1	0	0	1	2	2
5 Ronny Cedeno, R (1, 4) OBP: 0.285, SLG: 0.349			S 1B 1B				K			3	2	2	3	0	1	1
53 Rich Hill, L (1, 1) OBP: 0.182, SLG: 0.200			B3	BB			K			2	0	0	0	1	1	2
Bob Howry, L (8, 1) OBP: 1.000, SLG: 1.000										0	0	0	0	0	0	0
46 Ryan Dempster, R (9, 1)										0	0	0	0	0	0	0
Inning Stats	R: 0 E: 0 K: 0 S: 8 H: 0 LOB: 0 BB: 0 P: 11	R: 0 E: 0 K: 1 S: 9 H: 1 LOB: 1 BB: 0 P: 15	R: 1 E: 0 K: 0 S: 11 H: 2 LOB: 1 BB: 0 P: 14	R: 3 E: 0 K: 2 S: 19 H: 2 LOB: 1 BB: 2 P: 36	R: 1 E: 0 K: 0 S: 9 H: 2 LOB: 0 BB: 0 P: 11	R: 0 E: 0 K: 3 S: 13 H: 1 LOB: 1 BB: 0 P: 15	R: 0 E: 0 K: 1 S: 10 H: 0 LOB: 0 BB: 0 P: 12	R: 1 E: 0 K: 1 S: 6 H: 1 LOB: 0 BB: 0 P: 8		1B: 5 2B: 4 3B: 0 HR: 1 SF: 1 SAC: 1 DP: 1 HBP: 0						

PITCHER		IP	WLS	BF	H	R	ER	SO	BB	IBB	HBP	BLK	WP	HR	S	P	ERA	WHIP
45 Ian Snell, R ERA: 4.78	(1, 1)	6.0	L	27	8	5	5	6	2	0	0	0	0	1	69	102	7.50	1.667
34 John Grabow, L ERA: 3.94	(7, 1)	1.0		3	0	0	0	1	0	0	0	0	0	0	10	12	0.00	0.000
Damaso Marte, L ERA: 3.15	(8, 1)	1.0		4	1	1	1	1	0	0	0	0	0	0	6	8	9.00	1.000

PITCHER	IP	WLS	BF	H	R	ER	SO	BB	IBB	HBP	BLK	WP	HR	S	P	ERA	WHIP

BOTTOM

Pittsburgh Pirates @ Chicago Cubs

Wrigley Field, Chicago, IL

Sun Aug 06 2006, 1:20 PM CDT
Att. 40,320 - Partly Cloudy - 77 F

livebaseballscorecards.com

AB	30
R	6
H	9
RBI	6
BB	2
SO	8
LOB	12

Batter	1	2	3	4	5	6	7	8	9	AB	R	H	RBI	BB	SO	LOB
6 Chris Duffy, L (1, 8) OBP: 0.228, SLG: 0.236	C B B X 2-1 G5-3		B C B B B 4-1 BB		C B X 1-1 F8		C F X 0-2 F7			3	0	0	0	1	0	0
2 Jack Wilson, R (1, 6) OBP: 0.309, SLG: 0.383	F C D X 1-2 G5-3		X 0-0 F9		C F X 0-2 F8			C B B F S 2-3 K		4	0	0	0	0	1	1
12 Freddy Sanchez, R (1, 5) OBP: 0.378, SLG: 0.485	B C F B B 4-2 BB		C 1 SAFE B 1 SAFE 1 SAFE P F 1 SAFE X 2-2 G6-3		C B X 1-1 1B			C B B X 2-1 2B		3	0	2	0	1	0	1
Jason Bay, R (1, 7) OBP: 0.407, SLG: 0.536	C F 1 SAFE F B S 1-3 K			C C B X 1-2 1B SF9	B C X 1-1 F9			B C B B B S C 3-3 K		4	1	1	0	0	2	3
Jeromy Burnitz, L (1, 9) OBP: 0.288, SLG: 0.443		B X 1-0 G3-1		X 0-0 26 BB 1-3 1B		C B X 1-1 F7		B S B B B 4-1 BB		3	0	1	0	1	0	0
Xavier Nady, R (1, 3) OBP: 0.329, SLG: 0.481		C B X 1-1 F7		B F B F X 2-2 P6		B X 1-0 G5-3		B B F F F S 2-3 K		4	0	0	0	0	1	4
Jose Castillo, R (1, 4) OBP: 0.325, SLG: 0.426		B C B B B 4-1 BB		B X 1-0 SF9 3-H		B S X 1-1 L8			T S S 0-3 K	2	0	0	1	1	1	0
26 Ronny Paulino, R (1, 2) OBP: 0.368, SLG: 0.418		X 0-0 F7		F B 1 SAFE B B B 4-1 BB 1-2			C C X 0-2 P3		F F S 0-3 K	3	0	0	0	1	1	1
28 Paul Maholm, L (1, 1) OBP: 0.186, SLG: 0.146			B C B X 2-1 F8	C F B F S 1-3 K			C B B B X 3-1 G3		B T C S 1-3 K	2	0	0	0	0	1	2
13 Nate McLouth, L (7, PH) OBP: 0.292, SLG: 0.370										1	0	0	0	0	0	0
34 John Grabow, L (7, 1)										0	0	0	0	0	0	0
44 Josh Sharpless, R (7, 1)										0	0	0	0	0	0	0
55 Matt Capps, R (8, 1)										0	0	0	0	0	0	0
Joe Randa, R (9, PH) OBP: 0.347, SLG: 0.411										1	0	0	0	0	1	0
Inning Stats	R: 0 E: 0 K: 1 S: 11 H: 0 LOB: 1 BB: 1 P: 19	R: 0 E: 0 K: 0 S: 5 H: 0 LOB: 1 BB: 1 P: 11	R: 0 E: 0 K: 0 S: 8 H: 0 LOB: 1 BB: 1 P: 15	R: 1 E: 0 K: 1 S: 13 H: 2 LOB: 2 BB: 1 P: 22	R: 0 E: 0 K: 0 S: 9 H: 1 LOB: 1 BB: 0 P: 12	R: 0 E: 0 K: 0 S: 5 H: 0 LOB: 0 BB: 0 P: 8	R: 0 E: 0 K: 0 S: 8 H: 0 LOB: 0 BB: 0 P: 11	R: 0 E: 0 K: 3 S: 13 H: 1 LOB: 2 BB: 1 P: 26	R: 0 E: 0 K: 3 S: 9 H: 0 LOB: 0 BB: 0 P: 10	1B: 3 2B: 1 3B: 0 HR: 0	SF: 1 SAC: 0 DP: 0 HBP: 0			WP: 0 PB: 0 SB: 0 CS: 0	PA: 36		

PITCHER		IP	WLS	BF	H	R	ER	SO	BB	IBB	HBP	BLK	WP	HR	S	P	ERA	WHIP
41 Brandon Backe, R ERA: 3.69	(1, 1)	7.0	W	28	3	1	1	2	4	0	0	0	0	0	59	98	1.29	1.000
Dan Wheeler, R ERA: 3.06	(8, 1)	1.0	H	5	1	0	0	3	1	0	0	0	0	0	13	26	0.00	2.000
54 Brad Lidge, R ERA: 5.65	(9, 1)	1.0	S	3	0	0	0	3	0	0	0	0	0	0	9	10	0.00	0.000

PITCHER	IP	WLS	BF	H	R	ER	SO	BB	IBB	HBP	BLK	WP	HR	S	P	ERA	WHIP

TOP

Pittsburgh Pirates @ Houston Astros

Minute Maid Park, Houston, TX

Tue Aug 08 2006, 7:05 PM CDT
Att. 38,856 - Roof Closed - 73 F

livebaseballscorecards.com

AB	30
R	1
H	4
RBI	1
BB	5
SO	8
LOB	12

Batter	1	2	3	4	5	6	7	8	9	AB	R	H	RBI	BB	SO	LOB
Willy Taveras, R (1, 8) OBP: 0.328, SLG: 0.340	B B B B 4-0 FC6-4 BB		B C B F C 2-3 K ①		B B X 2-0 FC6-4 1B		X 0-0 SH3-4 ① 2-3			2	0	1	0	1	1	0
Craig Biggio, R (1, 4) OBP: 0.326, SLG: 0.449	C F B B X 2-2 FC6-4 17 BB BB FC6-4 ① 1-2f		B B B C X 3-1 HR		C 1 SAFE X 0-1 FC6-4 ③ 1-2f		C S S 0-3 K ②			4	2	1	1	0	1	3
17 Lance Berkman, S (1, 3) OBP: 0.416, SLG: 0.627	B B B B 4-0 FC6-4 BB BB 1-2		S X 0-1 G6-3 ②			F F B S 1-3 K ①	B B B B 4-0 BB			2	0	0	0	2	1	0
Morgan Ensberg, R (1, 5) OBP: 0.393, SLG: 0.487	B B F B B 4-1 FC6-4 1-2 2-3 BB		C C S 0-3 K ③			B B C B F B 4-2 2 F8 1B 28 2B BB	C C B B B X 3-2 G1-3 ③			2	1	0	0	2	1	2
Preston Wilson, R (1, 7) OBP: 0.309, SLG: 0.405	C S F F B X 1-2 FC6-4 ② 1-2f 2-3 3-H			X 0-0 G5-3 ①		B S F X 1-2 28 2B 1B 1-2		B F B F F S 2-3 K ①		4	0	1	1	0	1	2
2 Chris Burke, R (1, 9) OBP: 0.354, SLG: 0.444	B B F S 1 SAFE F B X 3-2 F7 ③			C B X 1-1 28 CS 1B		S F B F F X 1-2 F8 ② 2-3		B B C F X 2-2 P4 ②		4	0	1	0	0	0	4
28 Adam Everett, R (1, 6) OBP: 0.294, SLG: 0.328		C X 0-1 G6-3 ①		C F B B 1 SAFE F C 2-3 K ②③ 1-2		C S X 0-2 1-3 2B 3-H		F B B F S 2-3 K ③		4	0	1	1	0	2	1
Eric Munson, L (1, 2) OBP: 0.289, SLG: 0.358 54 Brad Lidge, R (9, 1)		C B F S 1-3 K ②			X 0-0 P3 ①	C F B B X 2-2 G3 ③				3 0	0 0	0 0	0 0	0 0	1 0	2 0
41 Brandon Backe, R (1, 1) OBP: 0.250, SLG: 0.182 Luke Scott, L (7, PH) OBP: 0.464, SLG: 0.667 Dan Wheeler, R (8, 1) Brad Ausmus, R (9, 2) OBP: 0.297, SLG: 0.290		C B X 1-1 G5-3 ③			C F B B F S 2-3 K ②		B X 1-0 SH3-4 2B			2 1 0 0	0 0 0 0	0 1 0 0	0 0 0 0	0 0 0 0	1 0 0 0	0 0 0 0
Inning Stats	R: 1 H: 0 E: 0 LOB: 2 K: 0 BB: 3 S: 13 P: 31	R: 0 H: 0 E: 0 LOB: 0 K: 1 BB: 0 S: 7 P: 9	R: 1 H: 1 E: 0 LOB: 0 K: 2 BB: 0 S: 10 P: 15	R: 0 H: 1 E: 0 LOB: 0 K: 1 BB: 0 S: 7 P: 10	R: 0 H: 1 E: 0 LOB: 1 K: 1 BB: 0 S: 8 P: 12	R: 1 H: 2 E: 0 LOB: 2 K: 1 BB: 1 S: 19 P: 28	R: 0 H: 1 E: 0 LOB: 2 K: 1 BB: 1 S: 8 P: 16	R: 0 H: 0 E: 0 LOB: 0 K: 2 BB: 0 S: 10 P: 16		1B: 3 SF: 0 2B: 2 SAC: 1 3B: 0 DP: 0 HR: 1 HBP: 0				WP: 0 PA: 34 PB: 0 SB: 0 CS: 1		

PITCHER		IP	WLS	BF	H	R	ER	SO	BB	IBB	HBP	BLK	WP	HR	S	P	ERA	WHIP
28 Paul Maholm, L ERA: 4.81	(1, 1)	6.0	L	26	5	3	3	6	4	0	0	0	0	1	64	105	4.50	1.500
34 John Grabow, L ERA: 3.88	(7, 1)	0.2		4	1	0	0	1	1	0	0	0	0	0	5	10	0.00	3.000
44 Josh Sharpless, R ERA:	(7, 1)	0.1		1	0	0	0	0	0	0	0	0	0	0	3	6	0.00	0.000
55 Matt Capps, R ERA: 3.47	(8, 1)	1.0		3	0	0	0	2	0	0	0	0	0	0	10	16	0.00	0.000

PITCHER	IP	WLS	BF	H	R	ER	SO	BB	IBB	HBP	BLK	WP	HR	S	P	ERA	WHIP

BOTTOM

Pittsburgh Pirates @ Houston Astros

Minute Maid Park, Houston, TX

Tue Aug 08 2006, 7:05 PM CDT
Att. 38,856 - Roof Closed - 73 F

livebaseballscorecards.com

AB	28
R	3
H	6
RBI	3
BB	5
SO	9
LOB	14

Batter	1	2	3	4	5	6	7	8	9	AB	R	H	RBI	BB	SO	LOB
13 Nate McLouth, L (1, 9) (6, 7) OBP: 0.291, SLG: 0.368	C C B X 1-2 G3 ①		C B C B X 2-2 G4-3 ③			C X 0-1 12 2B 1B		C B B F S 2-3 K ①		4	1	1	0	0	1	1
2 Jack Wilson, R (1, 6) OBP: 0.309, SLG: 0.384	C T B F S 1-3 K ②			C B C F F B X 2-2 2B		C B B B C S 3-3 K ①		C X 0-1 G3-1 1-2 ②		4	0	1	0	0	2	2
12 Freddy Sanchez, R (1, 4) OBP: 0.380, SLG: 0.487 Jose Castillo, R (6, 4) OBP: 0.324, SLG: 0.424	B B B B 4-0 BB			F F F X 0-2 G6-3 ①		B C B B F F F X 2-2 1-H 2B		C S S 0-3 K ③		2 1	0 0	1 0	1 0	1 0	0 1	1 1
Jason Bay, R (1, 7) OBP: 0.405, SLG: 0.532 44 Josh Sharpless, R (6, 1) Damaso Marte, L (6, 1) 11 Humberto Cota, R (7, 2) OBP: 0.263, SLG: 0.207	F X 0-1 F8 ③			C X 0-1 F8 ②		C S B F F S 1-3 K ②			C B B F F S 2-3 K ①	3 0 0 1	0 0 0 0	0 0 0 0	0 0 0 0	0 0 0 0	1 0 0 0	3 0 0 0
José Hernández, R (1, 3) OBP: 0.306, SLG: 0.333		C S B C 1-3 K ①		B C F X 1-2 G6-3 ③		F S S 0-3 K ③			F B F S 1-3 K ②	4	0	0	0	0	3	2
26 Ronny Paulino, R (1, 2) OBP: 0.368, SLG: 0.417 Michael Gonzalez, R (7, 1) 16 Salomon Torres, R (8, 1) OBP: 0.250, SLG: 0.250 Jeromy Burnitz, L (9, PH) OBP: 0.287, SLG: 0.442		X 0-0 F8 ②			B C T F B X 2-2 G5-3 1B		B C F F S 1-3 K ①		B C B X 2-1 F7 ③	3 0 0 1	0 0 0 0	1 0 0 0	0 0 0 0	0 0 0 0	1 0 0 0	0 0 0 0
José Bautista, R (1, 5) OBP: 0.350, SLG: 0.459		B B C B X 3-1 F8 ③			B C B C X 2-2 G5-3 ① 1-2		C S C 0-3 K ②			3	0	0	0	0	1	1
6 Chris Duffy, L (1, 8) OBP: 0.223, SLG: 0.231			C B B B X 3-1 G6-3 ①		B B X 2-0 G5-3 ②		F F S 0-3 K ③			3	0	0	0	0	1	1
Shawn Chacon, R (1, 1) Victor Santos, R (2, 1) OBP: 0.103, SLG: 0.103 Xavier Nady, R (6, 9) OBP: 0.331, SLG: 0.481			C S X 0-2 G6-3 ②		B C B S C 2-3 K ③			C B B F B B 4-2 2 G3-1 BB		0 2 0	0 0 0	0 0 0	0 0 0	0 0 1	0 1 0	0 1 0
Inning Stats	R: 0 E: 0 K: 1 S: 9 H: 0 LOB: 1 BB: 1 P: 15	R: 0 E: 0 K: 1 S: 6 H: 0 LOB: 0 BB: 0 P: 10	R: 0 E: 0 K: 0 S: 8 H: 0 LOB: 0 BB: 0 P: 13	R: 0 E: 0 K: 0 S: 14 H: 1 LOB: 1 BB: 0 P: 17	R: 0 E: 0 K: 1 S: 11 H: 1 LOB: 1 BB: 0 P: 19	R: 1 E: 0 K: 3 S: 19 H: 2 LOB: 1 BB: 0 P: 25	R: 0 E: 0 K: 3 S: 10 H: 0 LOB: 0 BB: 0 P: 11	R: 0 E: 0 K: 2 S: 10 H: 0 LOB: 1 BB: 1 P: 16	R: 0 E: 0 K: 2 S: 9 H: 0 LOB: 0 BB: 0 P: 14	1B: 2 2B: 2 3B: 0 HR: 0	SF: 0 SAC: 0 DP: 0 HBP: 0			WP: 0 PB: 0 SB: 0 CS: 0		PA: 33	

PITCHER		IP	WLS	BF	H	R	ER	SO	BB	IBB	HBP	BLK	WP	HR	S	P	ERA	WHIP
44 Roy Oswalt, R ERA: 3.27	(1, 1)	6.0	W	23	4	1	1	6	1	0	0	0	0	0	67	99	1.50	0.833
Russ Springer, R ERA: 3.32	(7, 1)	1.0		3	0	0	0	3	0	0	0	0	0	0	10	11	0.00	0.000
Dave Borkowski, R ERA: 3.5	(8, 1)	1.0		4	0	0	0	2	1	0	0	0	0	0	10	16	0.00	1.000
64 Fernando Nieve, R ERA: 4.22	(9, 1)	1.0		3	0	0	0	2	0	0	0	0	0	0	9	14	0.00	0.000

PITCHER	IP	WLS	BF	H	R	ER	SO	BB	IBB	HBP	BLK	WP	HR	S	P	ERA	WHIP

TOP

Pittsburgh Pirates @ Houston Astros

Minute Maid Park, Houston, TX

Wed Aug 09 2006, 7:05 PM CDT
Att. 31,077 - Roof Closed - 73 F

livebaseballscorecards.com

AB	31
R	1
H	4
RBI	1
BB	2
SO	13
LOB	13

Batter	1	2	3	4	5	6	7	8	9	AB	R	H	RBI	BB	SO	LOB
Willy Taveras, R (1, 8) OBP: 0.329, SLG: 0.339	C X	0-1 G6-3 ①	C B B B B	4-1 BB 17 BB 1B BB	B C B X	2-1 17 BB 1B 2B 1B	B F X	1-1 FC4-6 ③ 1-2f		X	0-0 L3 ②			4	2	1	0	1	0	2
Russ Springer, R (7, 1)														0	0	0	0	0	0	0
Dave Borkowski, R (8, 1)														0	0	0	0	0	0	0
Eric Munson, L (9, 2) OBP: 0.289, SLG: 0.358														0	0	0	0	0	0	0
Craig Biggio, R (1, 4) OBP: 0.327, SLG: 0.458	F X	0-1 HR	X	0-0 F7 ②	B B C S D F X	3-2 17 BB 1-2 2B 1B		S F B B X	2-2 F8 ①	X	0-0 F8 ③			4	2	2	1	0	0	1
2 Chris Burke, R (6, 4) OBP: 0.353, SLG: 0.442														1	0	0	0	0	0	0
(9, 6)																				
17 Lance Berkman, S (1, 3) OBP: 0.419, SLG: 0.625	C B B S B B	4-2 HR BB	B B B C C B	4-2 1B BB 1-2 BB BB	B B F D B	4-1 1-2 2-3 2B BB		B C B F S	2-3 K ②	X	0-0 F7 ①			1	3	0	0	3	1	0
Mike Lamb, L (6, 3) OBP: 0.365, SLG: 0.513														1	0	0	0	0	0	0
Aubrey Huff, L (1, 9) OBP: 0.359, SLG: 0.471	S B C F X	1-2 1-H HR	B B D B	4-0 BB 1B 1-2 2-3 BB	C B B X	2-1 1-H 2-H 3-H 2B		B F C B B X	3-2 HR		B B B C X	3-1 G4-3 ②		4	2	3	6	1	0	0
(9, 5)																				
Luke Scott, L (1, 7) OBP: 0.459, SLG: 0.691	B C S C	1-3 K ②	B D D X	3-0 BB 1-2 2-3 3-H 1B	B X	1-0 G4-3 ③		X	0-0 HR		B C C S	1-3 K ③		5	1	2	2	0	2	1
(9, 9)																				
Morgan Ensberg, R (1, 5) OBP: 0.394, SLG: 0.485	S B X	1-1 28 CS 1B	B D C D F B	4-2 1-2 2-3 3-H BB	X	0-0 F7 ①		B B C B S X	3-2 G6-3 ③		B C B B C S	3-3 K ①		3	0	1	1	1	0	0
Orlando Palmeiro, L (8, PH) OBP: 0.291, SLG: 0.291														1	0	0	0	0	1	0
(9, 7)																				
28 Adam Everett, R (1, 6) OBP: 0.295, SLG: 0.331	F B	1-1 CS ③ 1-2	2-2 44 HR 2B P4		B B C X	2-1 E5 44 FC6-4 1B		B X	1-0 F8 ①		B C S X	1-2 G6-4-3 1B		5	1	2	0	0	0	3
64 Fernando Nieve, R (9, 1) OBP: 0.222, SLG: 0.125														0	0	0	0	0	0	0
Brad Ausmus, R (1, 2) OBP: 0.298, SLG: 0.292		F X	0-1 F9 ①	B C X	1-1 G6-3 ①	C B F X	1-2 44 FC6-4 1-2 1B		C B C B X	2-2 16 HR 1B		B F B F F B X	3-2 G6-4-3 ②③ 1-2f		5	1	2	0	0	0	2
(9, 4)																				
44 Roy Oswalt, R (1, 1) OBP: 0.212, SLG: 0.260		B B C X	2-1 2-H HR	C C D B B X	3-2 P6 ②	B C F X	1-2 FC6-4 ② 1-2f 2-3 FC4-6		C B C F F X	1-2 1-H HR					3	1	1	2	0	0	2
16 Jason Lane, R (6, PH) OBP: 0.332, SLG: 0.408															1	1	1	2	0	0	0
(7, 8)																				
Inning Stats	R: 3 H: 3 E: 0 LOB: 0 K: 1 BB: 1 S: 16 P: 24	R: 4 H: 3 E: 0 LOB: 3 K: 0 BB: 4 S: 17 P: 40	R: 3 H: 3 E: 0 LOB: 1 K: 0 BB: 1 S: 15 P: 31	R: 0 H: 1 E: 1 LOB: 2 K: 1 BB: 0 S: 12 P: 17	R: 2 H: 2 E: 0 LOB: 0 K: 1 BB: 0 S: 13 P: 23	R: 2 H: 2 E: 0 LOB: 0 K: 0 BB: 0 S: 11 P: 15	R: 0 H: 0 E: 0 LOB: 0 K: 1 BB: 0 S: 6 P: 10	R: 0 H: 1 E: 0 LOB: 0 K: 1 BB: 0 S: 10 P: 17		1B: 7 SF: 0 2B: 2 SAC: 0 3B: 0 DP: 1 HR: 6 HBP: 0						

PITCHER		IP	WLS	BF	H	R	ER	SO	BB	IBB	HBP	BLK	WP	HR	S	P	ERA	WHIP
Shawn Chacon, R ERA: 7.36	(1, 1)	1.2	L	14	6	7	7	1	4	0	0	0	0	3	29	56	37.80	6.000
Victor Santos, R ERA: 5.58	(2, 1)	3.1		19	6	5	5	1	2	0	0	0	0	2	44	79	13.50	2.400
44 Josh Sharpless, R ERA: 3.38	(6, 1)	0.1		2	1	1	1	0	0	0	0	0	0	0	4	7	27.00	3.000
Damaso Marte, L ERA: 3.32	(6, 1)	0.2		3	1	1	1	0	0	0	0	0	0	1	7	8	13.50	1.500
Michael Gonzalez, L ERA: 2.49	(7, 1)	1.0		3	0	0	0	1	0	0	0	0	0	0	6	10	0.00	0.000

PITCHER		IP	WLS	BF	H	R	ER	SO	BB	IBB	HBP	BLK	WP	HR	S	P	ERA	WHIP
16 Salomon Torres, R ERA: 3.95	(8, 1)	1.0		3	1	0	0	1	0	0	0	0	0	0	10	17	0.00	1.000

BOTTOM

Pittsburgh Pirates @ Houston Astros

Minute Maid Park, Houston, TX

Wed Aug 09 2006, 7:05 PM CDT
Att. 31,077 - Roof Closed - 73 F

livebaseballscorecards.com

AB	38
R	14
H	15
RBI	14
BB	6
SO	4
LOB	11

Pittsburgh Pirates @ Houston Astros

Minute Maid Park, Houston, TX

Thu Aug 10 2006, 7:05 PM CDT

Att. 41,476 - Roof Closed - 73 F

livebaseballscorecards.com

Batter	1	2	3	4	5	6	7	8	9	AB	R	H	RBI	BB	SO	LOB
13 Nate McLouth, L (1, 8) (8, 9) OBP: 0.290, SLG: 0.365	C F B F B X 2-2 ① L4		C D B X 2-1 ② FC4-6 2 S 1-2f			C B B F X 2-2 2 2B 12 SF9 1B		C F C 0-3 ① K X 0-0 ③ F7		5	1	1	0	0	1	2
2 Jack Wilson, R (1, 6) OBP: 0.310, SLG: 0.388	C F X 0-2 ② F9		F 1 SAFE B B B F F X 3-2 ③ G5-3 1-2			B 1 SAFE 1 SAFE 1 SAFE B B F B X 3-1 12 SF9 1-3 2B		S S X 0-2 12 1B 1B		4	0	2	0	0	0	1
12 Freddy Sanchez, R (1, 5) OBP: 0.379, SLG: 0.486	B C C B S 2-3 ③ K			X 0-0 ① F9		X 0-0 ② SF9 2-3 3-H		B B F 1 SAFE F X 2-2 1-3 1B		3	0	1	1	0	1	0
Jason Bay, R (1, 7) OBP: 0.404, SLG: 0.529		X 0-0 FC4-6 1B		B F S F F X 1-2 ② F8		C F B B X 2-2 ③ G6-3		S 1 SAFE B S S S 1-3 ② K		4	0	1	0	0	1	3
Jeromy Burnitz, L (1, 9) OBP: 0.288, SLG: 0.438 José Bautista, R (8, PH) (8, 8) OBP: 0.349, SLG: 0.457		1 SAFE B 1 SAFE 1 SAFE B F 1 SAFE X 2-1 ① FC4-6 1-2f		S S B B X 2-2 ③ F8			B B B C B 4-1 FC3-5 1B BB	B B C X 2-1 ③ F8		2 1	0 0	0 0	0 0	1 0	0 0	1 2
Xavier Nady, R (1, 3) OBP: 0.333, SLG: 0.485		X 0-0 ② L6			X 0-0 ① G6-3		1 SAFE C X 0-1 26 1B FC3-5 1-2 1B		B X 1-0 1B 26 FC6-4 2B	4	1	2	0	0	0	1
Jose Castillo, R (1, 4) OBP: 0.324, SLG: 0.423		B B B C T S 3-3 ③ K			C B S B S 2-3 ② K		M 2 SAFE B X 1-1 ① FC3-5 G5-3 26 1B 1-2 2-3f		B X 1-0 26 FC6-4 2-3 1B	4	0	1	0	0	2	3
26 Ronny Paulino, R (1, 2) OBP: 0.366, SLG: 0.415			C B F B F C 2-3 ① K		B X 1-0 ③ G4-3		X 0-0 1-2 2-3 1B		S B B F F X 2-2 FC6-4 1-2f 3-H	4	0	1	1	0	1	1
24 Tom Gorzelanny, R (1, 1) Joe Randa, R (7, PH) OBP: 0.345, SLG: 0.408 16 Salomon Torres, R (7, 1) OBP: 0.250, SLG: 0.250 34 John Grabow, L (7, 1) 55 Matt Capps, R (7, 1) José Hernández, R (9, PH) OBP: 0.304, SLG: 0.330			B B B C B 4-1 13 FC4-6 BB			C B S S S 1-3 ① K	F F F X 0-2 ② ③ G5-3 2-3f		S S S 0-3 ② K	1 1 0 0 0 0 1	0 0 0 0 0 0 0	0 0 0 0 0 0 1	1 0 0 0 0 0 1	1 0 0 0 0 0 1	0 3 0 0 0 0 1	0 0 0 0 0 0 1
Inning Stats	R: 0 E: 0 K: 1 S: 10 H: 0 LOB: 0 BB: 0 P: 14	R: 0 E: 0 K: 1 S: 7 H: 1 LOB: 1 BB: 0 P: 12	R: 0 E: 0 K: 1 S: 11 H: 0 LOB: 1 BB: 1 P: 22	R: 0 E: 0 K: 0 S: 9 H: 0 LOB: 0 BB: 0 P: 12	R: 0 E: 0 K: 1 S: 5 H: 0 LOB: 0 BB: 0 P: 8	R: 1 E: 0 K: 1 S: 12 H: 2 LOB: 1 BB: 0 P: 20	R: 0 E: 0 K: 0 S: 10 H: 2 LOB: 2 BB: 1 P: 15	R: 0 E: 0 K: 2 S: 14 H: 2 LOB: 2 BB: 0 P: 19	R: 1 E: 0 K: 1 S: 10 H: 2 LOB: 1 BB: 0 P: 14	1B: 7 2B: 2 3B: 0 HR: 0	SF: 1 SAC: 0 DP: 1 HBP: 0		WP: 0 PB: 0 SB: 1 CS: 0	PA: 37			

PITCHER		IP	WLS	BF	H	R	ER	SO	BB	IBB	HBP	BLK	WP	HR	S	P	ERA	WHIP
Roger Clemens, R ERA: 2.24	(1, 1)	6.0	W	24	4	1	1	5	2	0	0	0	0	0	57	95	1.50	1.000
Chad Qualls, R ERA: 4.08	(7, 1)	1.0	H	3	1	0	0	0	0	0	0	0	0	0	7	8	0.00	1.000
Dan Wheeler, R ERA: 3.02	(8, 1)	0.2		4	2	0	0	2	0	0	0	0	0	0	12	15	0.00	3.000
Trever Miller, L ERA: 3.93	(8, 1)	0.1	H	1	0	0	0	0	0	0	0	0	0	0	2	4	0.00	0.000
54 Brad Lidge, R ERA: 5.71	(9, 1)	1.0		5	2	1	1	1	0	0	0	0	0	0	10	14	9.00	2.000

PITCHER	IP	WLS	BF	H	R	ER	SO	BB	IBB	HBP	BLK	WP	HR	S	P	ERA	WHIP

TOP	
AB	34
R	2
H	9
RBI	2
BB	2
SO	8
LOB	18

Pittsburgh Pirates @ Houston Astros

Minute Maid Park, Houston, TX

Thu Aug 10 2006, 7:05 PM CDT

Att. 41,476 - Roof Closed - 73 F

livebaseballscorecards.com

BOTTOM

Batter	1	2	3	4	5	6	7	8	9	AB	R	H	RBI	BB	SO	LOB
Willy Taveras, R (1, 8) OBP: 0.330, SLG: 0.338	BBBB 4-0 17 BB BB	FSFBS 1-3 K		1 SAFE CBBCX 2-2 1-2 1B			BBFBCS 3-3 K ①	X 0-0 F8 ③		4	0	1	0	1	2	3
Craig Biggio, R (1, 4) OBP: 0.327, SLG: 0.458 2 Chris Burke, R (9, 4) OBP: 0.353, SLG: 0.442	X 0-0 P4 ①		BLX 1-1 P4 ①	CFBS 1-3 K ③			X 0-0 HR 2B			4 0	1 0	1 0	1 0	0 0	1 0	3 0
17 Lance Berkman, S (1, 3) OBP: 0.422, SLG: 0.623	FB1 SAFE F 1 SAFE 1 SAFE B1 SAFE F 4-2 BB 1-2 G6-4-3 BB		BBBB 4-0 BB		BBCSX 2-2 F8 ①		IIII 4-0 HR IBB			1	1	0	0	3	0	0
Aubrey Huff, L (1, 9) OBP: 0.355, SLG: 0.465	CX 0-1 G6-4-3 ②③ 1-2f		BSSDT 2-2 K ②		X 0-0 G1-3 ②		BCSS 1-3 K ②			4	0	0	0	0	2	5
Morgan Ensberg, R (1, 5) OBP: 0.395, SLG: 0.494		BBBBB 4-0 BB 1B BB	BX 1-0 F7 ③		BCBCC 3-3 K ③		SX 0-1 1-H 2-H HR			3	2	1	3	1	1	1
Luke Scott, L (1, 7) OBP: 0.462, SLG: 0.676		CFBFDBFFF 4-2 B SH3-4 1B 1-2 BB	BX 1-0 28 G5-3 1B 1B			CBBSFBFFFX 3-2 G4-3 ①	BBFFFFBC 3-3 K ③			3	1	1	0	1	1	0
28 Adam Everett, R (1, 6) OBP: 0.294, SLG: 0.331		BBFX 2-1 F3 ①	FBFX 1-2 G5-3 ① 1-2			CBX 1-1 1B		FX 0-1 G5-3 ①		4	0	1	0	0	0	3
Brad Ausmus, R (1, 2) OBP: 0.303, SLG: 0.298		CBX 1-1 SH3-4 1-2 2-H 1B	CX 0-1 1B 2-H 1B			C 1 SAFE 1 SAFE BFBFX 2-2 F9 ②		X 0-0 1B		4	0	3	2	0	0	1
Roger Clemens, R (1, 1) Chad Qualls, R (7, 1) Dan Wheeler, R (8, 1) Trever Miller, R (8, 1) Mike Lamb, L (8, PH) OBP: 0.364, SLG: 0.511 54 Brad Lidge, R (9, 1)		BX 1-0 SH3-4 ② 1-2 2-3	S 1 SAFE LBL 1-3 K ②			CBFBS 2-3 K ③	CSS 0-3 K ②			2 0 0 0 1 0	0 0 0 0 0 0	0 0 0 0 0 0	0 0 0 0 0 0	2 0 0 0 1 0	2 0 0 0 1 0	2 0 0 0 1 0
Inning Stats	R: 0 E: 0 K: 0 S: 6 H: 0 LOB: 1 BB: 2 P: 14	R: 1 E: 0 K: 1 S: 15 H: 1 LOB: 2 BB: 2 P: 28	R: 0 E: 0 K: 1 S: 6 H: 0 LOB: 1 BB: 1 P: 14	R: 1 E: 0 K: 2 S: 15 H: 3 LOB: 2 BB: 0 P: 21	R: 0 E: 0 K: 1 S: 7 H: 0 LOB: 0 BB: 0 P: 12	R: 0 E: 0 K: 1 S: 15 H: 1 LOB: 1 BB: 0 P: 23	R: 3 E: 0 K: 3 S: 13 H: 2 LOB: 0 BB: 1 P: 24	R: 0 E: 0 K: 1 S: 7 H: 1 LOB: 1 BB: 0 P: 7		1B: 6 2B: 1 3B: 0 HR: 1	SF: 0 SAC: 1 DP: 1 HBP: 0					

	AB	R	H	RBI	BB	SO	LOB
AB	**30**						
R		**5**					
H			**8**				
RBI				**5**			
BB					**6**		
SO						**10**	
LOB							**19**

WP: 0 PB: 0 SB: 0 CS: 0 PA: 37

PITCHER		IP	WLS	BF	H	R	ER	SO	BB	IBB	HBP	BLK	WP	HR	S	P	ERA	WHIP
24 Tom Gorzelanny, L ERA: 4.19	(1, 1)	6.0	L	27	5	2	2	6	5	0	0	0	0	0	64	112	3.00	1.667
16 Salomon Torres, R ERA: 4.21	(7, 1)	0.1		3	1	2	2	1	0	1	0	0	0	0	4	11	54.00	3.000
34 John Grabow, L ERA: 3.86	(7, 1)	0.1		1	0	0	0	1	0	0	0	0	0	0	3	4	0.00	0.000
55 Matt Capps, R ERA: 3.54	(7, 1)	1.1		6	2	1	1	2	0	0	0	0	0	1	13	16	6.75	1.500

PITCHER	IP	WLS	BF	H	R	ER	SO	BB	IBB	HBP	BLK	WP	HR	S	P	ERA	WHIP

Batter	1	2	3	4	5	6	7	8	9	AB	R	H	RBI	BB	SO	LOB
22 David Eckstein, R (1, 6) OBP: 0.347, SLG: 0.330	B C X 1-1 ① B1-3		C X 0-1 ① L4		H 1-0 HBP			B C B X 2-1 G4-6-3 1B		3	0	1	0	0	0	0
Ronnie Belliard, R (1, 4) OBP: 0.328, SLG: 0.399	C B B F B F C 3-3 ② K		C S S 0-3 ② K		C D B X 2-1 ②③ G5-3 2-3f			C F B B X 2-2 ①② G4-6-3 1-2f		4	0	0	0	0	2	3
5 Albert Pujols, R (1, 3) OBP: 0.435, SLG: 0.688	C S B B X 2-2 43 1B 2B		C F F F B X 1-2 1B			C X 0-1 26 F8 2B		C X 0-1 2B		4	1	4	0	0	0	0
43 Juan Encarnacion, R (1, 9) OBP: 0.317, SLG: 0.467	X 0-0 2-H 1B		B C B C S 2-3 ③ K			C X 0-1 ① L7		S X 0-1 ③ G6-3		4	0	1	1	0	1	3
26 Scott Spiezio, S (1, 5) (6, 7) OBP: 0.357, SLG: 0.464	D X 1-0 ③ G6-3			X 0-0 15 G4-6-3 1B		X 0-0 ② F8 2-3			C X 0-1 ① F9	4	0	1	0	0	0	2
15 Jim Edmonds, L (1, 8) OBP: 0.354, SLG: 0.485 Josh Hancock, R (6, 1) Jorge Sosa, R (8, 1) OBP: 0.200, SLG: 0.522 16 Chris Duncan, L (9, PH) OBP: 0.362, SLG: 0.587		C C B C 1-3 ① K		C X 0-1 ①② G4-6-3 1-2f		F F S 0-3 ③ K			X 0-0 ② F8	3 0 0 1	0 0 0 0	0 0 0 0	0 0 0 0	0 0 0 0	2 0 0 0	2 0 0 0
So Taguchi, R (1, 7) (6, 8) OBP: 0.340, SLG: 0.359		C X 0-1 ② G4-3		B F F S 1-3 ③ K			F F X 0-2 ① G5-3		C B B F X 2-2 ③ G1-3	4	0	0	0	0	1	0
4 Yadier Molina, R (1, 2) OBP: 0.277, SLG: 0.327		H 1-0 HBP			C C F X 0-2 G5-3 SH2-4 1B		B F B X 2-1 ② L7			2	0	1	0	0	0	0
Jeff Suppan, R (1, 1) OBP: 0.262, SLG: 0.231 Tyler Johnson, S (6, 1) Aaron Miles, S (6, 5) OBP: 0.335, SLG: 0.357		B F X 1-1 ③ G1-3			X 0-0 ① SH2-4 1-2		C C B S 1-3 ③ K			1 0 1	0 0 0	0 0 0	0 0 0	0 0 0	0 0 1	1 0 0
Inning Stats	R: 1 H: 2 E: 0 LOB: 1 K: 1 BB: 0 S: 11 P: 18	R: 0 H: 0 E: 0 LOB: 1 K: 1 BB: 0 S: 7 P: 10	R: 0 H: 1 E: 0 LOB: 1 K: 2 BB: 0 S: 13 P: 16	R: 0 H: 1 E: 0 LOB: 0 K: 1 BB: 0 S: 6 P: 7	R: 0 H: 1 E: 0 LOB: 1 K: 0 BB: 0 S: 7 P: 10	R: 0 H: 1 E: 0 LOB: 1 K: 1 BB: 0 S: 8 P: 8	R: 0 H: 0 E: 0 LOB: 0 K: 1 BB: 0 S: 8 P: 11	R: 0 H: 2 E: 0 LOB: 1 K: 0 BB: 0 S: 9 P: 13	R: 0 H: 0 E: 0 LOB: 0 K: 0 BB: 0 S: 6 P: 8	1B: 5 2B: 3 3B: 0 HR: 0	SF: 0 SAC: 1 DP: 3 HBP: 2				WP: 0 PB: 0 SB: 0 CS: 0	PA: 34	

PITCHER	IP	WLS	BF	H	R	ER	SO	BB	IBB	HBP	BLK	WP	HR	S	P	ERA	WHIP
57 Zach Duke, L (1, 1) ERA: 5.09	9.0	W	34	8	1	1	7	0	0	2	0	0	0	75	101	1.00	0.889

PITCHER	IP	WLS	BF	H	R	ER	SO	BB	IBB	HBP	BLK	WP	HR	S	P	ERA	WHIP

TOP

St. Louis Cardinals @ Pittsburgh Pirates

PNC Park, Pittsburgh, PA

Fri Aug 11 2006, 7:05 PM EDT
Att. 30,516 - Clear - 78 F

livebaseballscorecards.com

AB	31
R	1
H	8
RBI	1
BB	0
SO	7
LOB	11

Batter	1	2	3	4	5	6	7	8	9	AB	R	H	RBI	BB	SO	LOB
13 Nate McLouth, L (1, 9) OBP: 0.293, SLG: 0.385	C B F C 1-3 ①	X 0-0 ③			C S B B F B X 3-2	C B B F X 3-2		C S X 0-2 ①		4	1	2	3	0	1	2
José Hernández, R (7, 5) OBP: 0.301, SLG: 0.327	K	G5-3			HR	2-H 3-H 3B		F9		1	0	0	0	0	0	0
2 Jack Wilson, R (1, 6) OBP: 0.311, SLG: 0.385	C B F F F X 1-2 ②		H 1-0		B X 1-0 ①	B B B B 4-0		F B X 1-1 ②		3	0	0	0	1	0	0
	G5-3		HBP		G6-3	BB		G6-3								
12 Freddy Sanchez, R (1, 4) OBP: 0.377, SLG: 0.485	C B S S 1-3 ③		B 1 SAFE X 1-0 ①		B C B B B X 3-1	B F C X 1-2 ③		C C F F X 0-2 ③		5	1	1	0	0	1	3
	K		F9		1B 2B	F7		G4-3								
Jason Bay, R (1, 7) OBP: 0.406, SLG: 0.531		B C B X 2-1	X 0-0 ②		X 0-0		F B B C X 2-2			4	2	3	1	0	0	1
		HBP 2B 1B	F9		2-H G5-4-3 1B		BB 26 1B 1B									
Xavier Nady, R (1, 3) OBP: 0.332, SLG: 0.480		B H 2-0	C B B F F X 2-2 ③		B F 1 SAFE X 1-1 ② ③		B X 1-0 ①			3	1	0	0	0	0	3
		2B 26 G4-3 HBP 1-2	G5-3		1-2f G5-4-3		F8									
José Bautista, R (1, 5) OBP: 0.354, SLG: 0.463 (7, 9)		D B B C C X 3-2		C B B X 2-1		C X 0-1 ①	B B B C B 4-1			3	0	2	1	1	0	0
		26 G4-3 2B 1-3 2-H		26 G1-6-3 1B		G6-3	26 1B BB 1-2									
26 Ronny Paulino, R (1, 2) OBP: 0.368, SLG: 0.416		C X 0-1 ①		X 0-0 ① ②		B F F X 1-2	C D B X 2-1			4	1	2	2	0	0	2
		G4-3 2-3 3-H		G1-6-3 1-2f		6 2B 13 3B 1B	57 FC3-6 1-3 2-H 1B									
6 Chris Duffy, L (1, 8) OBP: 0.238, SLG: 0.248		C S D B D F D 4-2		C X 0-1		B X 1-0	B S F S 1-3 ②			3	1	2	0	1	1	2
		57 SH5-3 BB		1B		1-3 13 3B 2B	K									
57 Zach Duke, L (1, 1) OBP: 0.235, SLG: 0.280		C 1 SAFE 1 SAFE L X 0-2 ②		F B B S S 2-3 ③		S S C 0-3 ②	B F S X 1-2 ③			3	0	0	0	0	2	5
		SH5-3 1-2		K		K	FC3-6 1-2f									
Inning Stats	R: 0 H: 0 E: 0 LOB: 0 K: 2 BB: 0 S: 11 P: 14	R: 2 H: 2 E: 0 LOB: 2 K: 0 BB: 1 S: 14 P: 25	R: 0 H: 0 E: 0 LOB: 1 K: 0 BB: 0 S: 6 P: 10	R: 0 H: 2 E: 0 LOB: 1 K: 1 BB: 0 S: 8 P: 12	R: 2 H: 3 E: 0 LOB: 0 K: 0 BB: 0 S: 10 P: 18	R: 2 H: 3 E: 0 LOB: 2 K: 1 BB: 1 S: 15 P: 25	R: 1 H: 2 E: 0 LOB: 2 K: 1 BB: 1 S: 13 P: 25	R: 0 H: 0 E: 0 LOB: 0 K: 0 BB: 0 S: 10 P: 11		1B: 7 SF: 0 2B: 3 SAC: 1 3B: 1 DP: 2 HR: 1 HBP: 2						

BOTTOM

Cardinals @ Pittsburgh Pirates

PNC Park, Pittsburgh, PA

Fri Aug 11 2006, 7:05 PM EDT

Att. 30,516 - Clear - 78 F

livebaseballscorecards.com

AB	33
R	7
H	12
RBI	7
BB	3
SO	5
LOB	18

PITCHER		IP	WLS	BF	H	R	ER	SO	BB	IBB	HBP	BLK	WP	HR	S	P	ERA	WHIP
Jeff Suppan, R ERA: 5.0	(1, 1)	5.1	L	25	8	5	5	3	1	0	2	0	0	1	54	85	8.44	1.688
Tyler Johnson, L ERA: 5.55	(6, 1)	0.1		4	2	1	1	1	1	0	0	0	0	0	7	15	27.00	9.000
Josh Hancock, R ERA: 3.67	(6, 1)	1.1		7	2	1	1	1	1	0	0	0	0	0	16	28	6.75	2.250
Jorge Sosa, R ERA: 5.12	(8, 1)	1.0		3	0	0	0	0	0	0	0	0	0	0	10	11	0.00	0.000

PITCHER	IP	WLS	BF	H	R	ER	SO	BB	IBB	HBP	BLK	WP	HR	S	P	ERA	WHIP

Batter	1	2	3	4	5	6	7	8	9	AB	R	H	RBI	BB	SO	LOB
22 David Eckstein, R (1, 6) OBP: 0.347, SLG: 0.332	C B B B C X 3-2 ① F7		B B C C X 2-2 15 1B 2B		C C F F X 0-2 ② G4-3		X 0-0 ② ③ L8-4-3 1-1			4	0	1	0	0	0	1
16 Chris Duncan, L (1, 7) OBP: 0.365, SLG: 0.589	X 0-0 2B		S X 0-1 ① F7		B F C B B D 4-2 5 HR BB			B S B F S 2-3 ① K		3	1	1	0	1	1	1
5 Albert Pujols, R (1, 3) OBP: 0.435, SLG: 0.693	B B D I 4-0 IBB		B C X 1-1 ② P4		X 0-0 1-H HR			B C X 1-1 ② G6-3		3	1	1	2	1	0	1
15 Jim Edmonds, L (1, 8) OBP: 0.353, SLG: 0.482	B F C B S 2-3 ② K		B B F C X 2-2 2-3 1B		C B F F S 1-3 ③ K			B F B C C 2-3 ③ K		4	0	1	0	0	3	2
26 Scott Spiezio, S (1, 5) OBP: 0.351, SLG: 0.455	D F B F C 2-3 ③ K		S B S 3 SAFE S 1-3 ③ K			B X 1-0 ① G4-3			X 0-0 ① B5-3	4	0	0	0	0	2	4
43 Juan Encarnacion, R (1, 9) OBP: 0.314, SLG: 0.462		B S B C S 2-3 ① K		X 0-0 ① P4		B X 1-0 E9 G5-4-3			B X 1-0 ② G6-3	4	0	0	0	0	1	0
Ronnie Belliard, R (1, 4) OBP: 0.328, SLG: 0.397 41 Braden Looper, R (6, 1) OBP: 0.500, SLG: 1.000 So Taguchi, R (9, PH) OBP: 0.339, SLG: 0.357		B C B T B F D 4-2 BB		X 0-0 ② L6		D C S 1 SAFE X 1-2 ② ③ G5-4-3 1-2f			B F X 1-1 ③ F8	2 0 1	0 0 0	0 0 0	0 0 0	1 0 0	0 0 0	1 0 0
4 Yadier Molina, R (1, 2) OBP: 0.277, SLG: 0.327		B 1 SAFE X 1-0 ② L6		B B X 2-0 ③ P4			S X 0-1 FC3-6 1B			3	0	1	0	0	0	1
Jeff Weaver, R (1, 1) OBP: 0.214, SLG: 0.154 Aaron Miles, S (6, 4) OBP: 0.334, SLG: 0.356		F F X 0-2 ③ G5-3			C F B F B F F B F 3-3 ① C K		X 0-0 ① FC3-6 22 L8-4-3 1-2f			2 1	0 0	0 0	0 0	0 0	1 0	1 1
Inning Stats	R: 0 H: 1 E: 0 LOB: 2 K: 2 BB: 1 S: 10 P: 21	R: 0 H: 0 E: 0 LOB: 1 K: 1 BB: 1 S: 10 P: 17	R: 0 H: 2 E: 0 LOB: 2 K: 1 BB: 0 S: 13 P: 19	R: 0 H: 0 E: 0 LOB: 0 K: 0 BB: 0 S: 3 P: 5	R: 2 H: 1 E: 0 LOB: 0 K: 2 BB: 1 S: 19 P: 27	R: 0 H: 0 E: 1 LOB: 0 K: 0 BB: 0 S: 5 P: 8	R: 0 H: 1 E: 0 LOB: 0 K: 0 BB: 0 S: 4 P: 4	R: 0 H: 0 E: 0 LOB: 0 K: 2 BB: 0 S: 8 P: 13	R: 0 H: 0 E: 0 LOB: 0 K: 0 BB: 0 S: 4 P: 6	1B: 2 2B: 3 3B: 0 HR: 1	SF: 0 SAC: 0 DP: 2 HBP: 0						

TOP

St. Louis Cardinals @ Pittsburgh Pirates

PNC Park, Pittsburgh, PA

Sat Aug 12 2006, 7:05 PM EDT

Att. 35,037 - Clear - 74 F

livebaseballscorecards.com

AB	31
R	2
H	5
RBI	2
BB	3
SO	8
LOB	13

PITCHER		IP	WLS	BF	H	R	ER	SO	BB	IBB	HBP	BLK	WP	HR	S	P	ERA	WHIP
45 Ian Snell, R ERA: 4.67	(1, 1)	7.0	W	28	5	2	2	6	2	1	0	0	0	1	64	101	2.57	1.000
34 John Grabow, L ERA: 3.78	(8, 1)	1.0	H	3	0	0	0	2	0	0	0	0	0	0	8	13	0.00	0.000
Michael Gonzalez, L ERA: 2.44	(9, 1)	1.0	S	3	0	0	0	0	0	0	0	0	0	0	4	6	0.00	0.000

PITCHER	IP	WLS	BF	H	R	ER	SO	BB	IBB	HBP	BLK	WP	HR	S	P	ERA	WHIP

BOTTOM

St. Louis Cardinals @ Pittsburgh Pirates

PNC Park, Pittsburgh, PA

Sat Aug 12 2006, 7:05 PM EDT

Att. 35,037 - Clear - 74 F

livebaseballscorecards.com

Batter	1	2	3	4	5	6	7	8	9	AB	R	H	RBI	BB	SO	LOB
6 Chris Duffy, L (1, 8) OBP: 0.250, SLG: 0.261	2-1 2 G3 12 1B 2 S 1B		3-2 ① G1-3	2-1 ③ G1-3		2-1 12 1B 2 BB SF9 1B		2-1 2 SH3-4 1B		5	2	3	0	0	0	3
2 Jack Wilson, R (1, 6) OBP: 0.313, SLG: 0.385	C B 1 B F F F X SAFE 2-2 ① G3 1-3		B X 1-0 1B		S B B X 2-1 ① G5-3	C 1 SAFE 1 SAFE B B B 1 B 1 B SAFE SAFE 4-1 SF9 12 1B 1-2 BB		X 0-0 ① SH3-4 1-2		3	0	1	0	1	0	1
12 Freddy Sanchez, R (1, 4) OBP: 0.382, SLG: 0.488	C X 0-1 FC4-6 BB 3-H 1B		1 SAFE F C S S 0-3 ② K		C B F X 1-2 1B 1B	S B B C F X 2-2 1-2 2-3 1B		I I I I 4-0 IBB		4	1	3	1	1	1	1
Jason Bay, R (1, 7) OBP: 0.406, SLG: 0.530	B B F B B 4-1 FC4-6 1-2 BB		B C B C B S 3-3 ③ K		C S B B X 2-2 1B 1-2 1B	X 0-0 ② SF9 2-3 3-H		B X 1-0 ② P3		3	0	1	1	1	1	3
Jeromy Burnitz, L (1, 9) OBP: 0.290, SLG: 0.437 34 John Grabow, L (8, 1) Joe Randa, R (8, PH) OBP: 0.343, SLG: 0.405 Michael Gonzalez, R (9, 1)	B B X 2-0 ② FC4-6 1-2f 2-3			F B B B B 4-1 45 1B 1B BB	B F X 1-1 HBP 1-3 2-H 1B	C S F X 0-2 ③ F8		C X 0-1 ③ L8		3 0 1 0	0 0 0 0	1 0 0 0	1 0 0 0	1 0 0 0	0 0 0 0	4 0 2 0
Xavier Nady, R (1, 3) OBP: 0.334, SLG: 0.478	C F X 0-2 ③ F7			C B X 1-1 45 1B 1-2 1B	H 1-0 1-2 HBP		X 0-0 ① G1-3			3	0	1	0	0	0	2
José Bautista, R (1, 5) OBP: 0.353, SLG: 0.458		F X 0-1 ① F7		B C S F F B T 2-2 ① K	B F X 1-1 ② F4		B S B F F B F B 4-2 FC5-4 BB			3	0	0	0	1	1	5
26 Ronny Paulino, R (1, 2) OBP: 0.364, SLG: 0.411		C X 0-1 ② F7		C F B X 1-2 ② L9	X 0-0 ③ F8		X 0-0 ② F9			4	0	0	0	0	0	6
45 Ian Snell, R (1, 1) OBP: 0.108, SLG: 0.057 José Hernández, R (7, PH) OBP: 0.298, SLG: 0.324 (8, 9)		C B B F X 2-2 ③ G2-3		X 0-0 1-2 2-3 1B	B F X 1-1 ① F9	B B X 2-0 ③ FC5-4 1-2f				3 1	0 0	1 0	0 0	0 0	0 0	0 1
Inning Stats	R: 1 H: 2 E: 0 LOB: 2 K: 0 BB: 1 S: 14 P: 24	R: 0 H: 0 E: 0 LOB: 0 K: 0 BB: 0 S: 7 P: 9	R: 0 H: 1 E: 0 LOB: 1 K: 2 BB: 0 S: 10 P: 17	R: 0 H: 2 E: 0 LOB: 3 K: 1 BB: 1 S: 14 P: 24	R: 1 H: 3 E: 0 LOB: 3 K: 0 BB: 0 S: 13 P: 21	R: 1 H: 2 E: 0 LOB: 2 K: 0 BB: 1 S: 14 P: 23	R: 0 H: 0 E: 0 LOB: 1 K: 0 BB: 1 S: 7 P: 13	R: 0 H: 1 E: 0 LOB: 2 K: 0 BB: 1 S: 6 P: 13		1B: 11 SF: 1 2B: 0 SAC: 1 3B: 0 DP: 0 HR: 0 HBP: 1						

AB	33
R	3
H	11
RBI	3
BB	5
SO	3
LOB	28

WP: 0 PA: 41
PB: 0
SB: 1
CS: 0

PITCHER		IP	WLS	BF	H	R	ER	SO	BB	IBB	HBP	BLK	WP	HR	S	P	ERA	WHIP
Jeff Weaver, R ERA: 6.37	(1, 1)	5.1	L	30	10	3	3	3	3	0	1	0	0	0	67	113	5.06	2.438
41 Braden Looper, R ERA: 4.0	(6, 1)	2.2		11	1	0	0	0	1	1	0	0	0	0	18	31	0.00	0.750

PITCHER	IP	WLS	BF	H	R	ER	SO	BB	IBB	HBP	BLK	WP	HR	S	P	ERA	WHIP

St. Louis Cardinals @ Pittsburgh Pirates

PNC Park, Pittsburgh, PA

Sun Aug 13 2006, 1:35 PM EDT

Att. 27,101 - Sunny - 77 F

TOP

livebaseballscorecards.com

Batter	1	2	3	4	5	6	7	8	9	AB	R	H	RBI	BB	SO	LOB
22 David Eckstein, R (1, 6) OBP: 0.348, SLG: 0.332	B B B C C B 4-2 CS BB		D F B X 2-1 FC6-4 1B 1-2		C F F B X 1-2 G5-3		C X 0-1 G6-3		S B B S B B 4-2 5 BB BB	3	0	1	0	1	0	0
50 Adam Wainwright, R (7, 1) OBP: 0.500, SLG: 1.250										0	0	0	0	0	0	0
48 Brad Thompson, R (7, 1) OBP: 0.500, SLG: 0.500										0	0	0	0	0	0	0
26 Scott Spiezio, S (9, PH) OBP: 0.354, SLG: 0.455										0	0	0	0	1	0	0
15 Jim Edmonds, L (9, PR) OBP: 0.353, SLG: 0.482										0	0	0	0	0	0	0
So Taguchi, R (1, 8) OBP: 0.340, SLG: 0.362	C B B 1 SAFE S S 2-3 ① ② K 1-2		X 0-0 ③ FC6-4 1-2f		B X 1-0 1B		C B F B X 2-2 2B		C F X 0-2 ① F7	5	0	2	0	0	1	4
5 Albert Pujols, R (1, 3) OBP: 0.437, SLG: 0.690	C F B X 1-2 27 2-4 1B			C C X 0-2 ① G4-3	X 0-0 ③ F7		C B S B F F B D 4-2 BB		B B C D F B 4-2 27 G4-6-3 1-2 BB	3	0	1	0	2	0	1
27 Scott Rolen, R (1, 5) OBP: 0.391, SLG: 0.548	C F D 1-2 ③ 2-4 1-2	C F X 0-2 ① F7		F F X 0-2 G5-3 2B		C B B B F B 4-2 1B BB	X 0-0 ③ P3		C B F B X 2-2 ② ③ G4-6-3 1-2f	4	0	1	0	1	0	4
43 Juan Encarnacion, R (1, 9) OBP: 0.313, SLG: 0.460		F B C F X 1-2 ② G6-3		B S S X 2-1 G5-3 1B		1 SAFE C X 0-1 ① F9		C X 0-1 ① G6-3		4	0	1	0	0	0	1
Ronnie Belliard, R (1, 4) OBP: 0.329, SLG: 0.398		B S S B X 2-2 ③ G6-3		C B F F F X 1-2 ② G5-3 1-2 2-3		F X 0-1 1B 1-2		C X 0-1 16 E 16 1B 1B		4	0	2	0	0	0	2
16 Chris Duncan, L (1, 7) OBP: 0.369, SLG: 0.583		C X 0-1 ① G6-3	B B B S C B 4-2 BB		X 0-0 ② F7			X 0-0 E6 DI 1B 1-3		3	0	1	0	1	0	2
Gary Bennett, R (1, 2) OBP: 0.246, SLG: 0.237		B X 1-0 FC1-6 1B	B X 1-0 ③ G4-3		X 0-0 ③ F8			F S B F S 1-3 ② K		4	0	1	0	0	1	7
Jason Marquis, L (1, 1) OBP: 0.206, SLG: 0.262		X 0-0 ② FC1-6 22 1B 1-2f		B C X 1-1 ① G1-3		X 0-0 ① B1-3		C F B B F D F F F 3-3 S ③ K 1-2		2	0	0	0	0	0	1
Aaron Miles, S (7, PH) OBP: 0.332, SLG: 0.353 (7, 6)										2	0	0	0	0	1	2

	AB	34
	R	0
	H	10
	RBI	0
	BB	6
	SO	3
	LOB	24

Inning Stats										
1	R: 0	H: 1	E: 0	LOB: 1	K: 1	BB: 1	S: 10	P: 18		
2	R: 0	H: 0	E: 0	LOB: 0	K: 0	BB: 0	S: 10	P: 13		
3	R: 0	H: 2	E: 0	LOB: 2	K: 0	BB: 0	S: 7	P: 10		
4	R: 0	H: 2	E: 0	LOB: 3	K: 0	BB: 1	S: 16	P: 24		
5	R: 0	H: 1	E: 0	LOB: 1	K: 0	BB: 0	S: 8	P: 11		
6	R: 0	H: 1	E: 0	LOB: 2	K: 0	BB: 1	S: 8	P: 12		
7	R: 0	H: 1	E: 0	LOB: 2	K: 0	BB: 1	S: 11	P: 17		
8	R: 0	H: 2	E: 1	LOB: 2	K: 2	BB: 0	S: 16	P: 20		
9	R: 0	H: 0	E: 0	LOB: 2	K: 0	BB: 2	S: 10	P: 20		
	1B: 8	SF: 0	2B: 2	SAC: 0	3B: 0	DP: 1	HR: 0	HBP: 0		
	WP: 0	PA: 40	PB: 0		SB: 0		CS: 1			

PITCHER		IP	WLS	BF	H	R	ER	SO	BB	IBB	HBP	BLK	WP	HR	S	P	ERA	WHIP
28 Paul Maholm, L ERA: 4.58	(1, 1)	6.2	W	30	8	0	0	1	3	0	0	0	0	0	65	96	0.00	1.650
16 Salomon Torres, R ERA: 4.19	(7, 1)	0.1	H	2	0	0	0	0	1	0	0	0	0	0	5	9	0.00	3.000
55 Matt Capps, R ERA: 3.48	(8, 1)	1.0		5	2	0	0	2	0	0	0	0	0	0	16	20	0.00	2.000
Damaso Marte, L ERA: 3.24	(9, 1)	1.0		4	0	0	0	0	2	0	0	0	0	0	10	20	0.00	2.000

PITCHER	IP	WLS	BF	H	R	ER	SO	BB	IBB	HBP	BLK	WP	HR	S	P	ERA	WHIP

Batter	1	2	3	4	5	6	7	8	9	AB	R	H	RBI	BB	SO	LOB
6 Chris Duffy, L (1, 8) OBP: 0.268, SLG: 0.270	C H 1-1 2 G5-4-3 HBP		B B B B 4-0 2 S BB		B C X 1-1 ③ G5-3		B C S F B X 2-2 2 1B 12 2B 1-2 2-H 3-H 1B	F B X 1-1 1-2 2-H 1B		3	1	2	3	1	0	0
2 Jack Wilson, R (1, 6) OBP: 0.312, SLG: 0.382	B B C X 2-1 ① ② G5-4-3 1-2f		1 SAFE B C C B F B S 3-3 ② K 1-2			C C X 0-2 ① L4	C B X 1-1 12 2B 1-2 2-3 1B	C C X 0-2 ③ F9		5	0	1	0	0	1	4
12 Freddy Sanchez, R (1, 5) OBP: 0.383, SLG: 0.493	B X 1-0 ③ F7		C C X 0-2 ③ P3			B C X 1-1 K2-3 2B	C C B F X 1-2 1-3 2-H 3-H 2B			4	0	2	2	0	0	1
Jason Bay, R (1, 7) OBP: 0.407, SLG: 0.536		C F F F B F B F 2-2 X HR		C F X 0-2 ① G6-3		C B B F D S 3-3 ② K2-3 2-3	I I I 4-0 G5-4-3 IBB			3	1	1	1	1	1	1
Joe Randa, R (1, 3) OBP: 0.341, SLG: 0.420		C B X 1-1 HR		C B X 1-1 ② F9		C F B B B X 2-2 ③ L7	B C B B B X 3-1 ② ③ G5-4-3 1-2f			4	1	1	1	0	0	4
José Bautista, R (1, 9) OBP: 0.358, SLG: 0.456	C X 0-1 ① G1-3			B S B B B S B 4-2 BB			C C H 1-2 11 SH5-4 6 1B 1B HBP	H 1-0 BB 6 1B HBP		1	2	0	0	1	0	0
Jose Castillo, R (1, 4) OBP: 0.323, SLG: 0.421	X 0-0 ② G6-3			B X 1-0 ③ G2-3			X 0-0 11 SH5-4 6 1B 1-2 1B	B B C F S 2-3 ① K		4	1	1	0	0	1	2
11 Humberto Cota, R (1, 2) OBP: 0.255, SLG: 0.200	C S B B B C 3-3 ③ K				S B F B S 2-3 ① K		C B B X 2-1 ① SH5-4 1-2 2-3	F B C X 1-2 ② P4		3	0	0	0	0	2	1
28 Paul Maholm, L (1, 1) OBP: 0.178, SLG: 0.140 16 Salomon Torres, R (7, 1) OBP: 0.250, SLG: 0.250 Jeromy Burnitz, L (7, PH) OBP: 0.283, SLG: 0.437 55 Matt Capps, R (8, 1) José Hernández, R (8, PH) OBP: 0.304, SLG: 0.324 Damaso Marte, L (9, 1)			B C B C X 2-2 ① G4-3		B B B C B X 3-1 ② G3-1		B B B B 4-0 2 1B 6 1B 12 2B BB	B B B B 4-0 6 1B 1-2 BB		2 0 0 0 0 0 0	0 0 1 0 0 0 0	0 0 0 0 0 0 0	0 0 1 0 0 0 0	0 0 0 0 0 0 0	0 0 0 0 0 0 0	0 0 0 0 0 0 0
Inning Stats	R: 0 E: 0 K: 0 S: 4 H: 0 LOB: 0 BB: 0 P: 8	R: 2 E: 0 K: 1 S: 16 H: 2 LOB: 0 BB: 0 P: 22	R: 0 E: 0 K: 1 S: 10 H: 0 LOB: 1 BB: 1 P: 19	R: 0 E: 0 K: 0 S: 8 H: 0 LOB: 1 BB: 1 P: 14	R: 0 E: 0 K: 1 S: 7 H: 0 LOB: 0 BB: 0 P: 13	R: 0 E: 0 K: 1 S: 11 H: 1 LOB: 1 BB: 0 P: 17	R: 4 E: 0 K: 0 S: 17 H: 4 LOB: 2 BB: 2 P: 35	R: 1 E: 0 K: 1 S: 11 H: 1 LOB: 2 BB: 1 P: 20		1B: 4 2B: 2 3B: 0 HR: 2	SF: 0 SAC: 1 DP: 2 HBP: 3					

PITCHER	IP	WLS	BF	H	R	ER	SO	BB	IBB	HBP	BLK	WP	HR	S	P	ERA	WHIP
Jason Marquis, R (1, 1) ERA: 5.71	6.0	L	23	3	2	2	4	2	0	1	0	0	2	56	93	3.00	0.833
50 Adam Wainwright, R (7, 1) ERA: 3.13	0.1		7	4	4	4	0	1	0	1	0	0	0	15	26	108.00	15.000
48 Brad Thompson, R (7, 1) ERA: 4.29	1.2		8	1	1	1	1	1	1	1	0	0	0	13	29	5.40	1.200

PITCHER	IP	WLS	BF	H	R	ER	SO	BB	IBB	HBP	BLK	WP	HR	S	P	ERA	WHIP

BOTTOM

St. Louis Cardinals @ Pittsburgh Pirates

PNC Park, Pittsburgh, PA

Sun Aug 13 2006, 1:35 PM EDT
Att. 27,101 - Sunny - 77 F

livebaseballscorecards.com

AB	29
R	7
H	8
RBI	7
BB	5
SO	5
LOB	13

WP: 0 PB: 0 SB: 1 CS: 0 PA: 38

Batter	1	2	3	4	5	6	7	8	9	AB	R	H	RBI	BB	SO	LOB
Brady Clark, R (1, 8) OBP: 0.370, SLG: 0.342	F9	G6-3 1-2 2-3			G5-3		G6-3		K 1-2	5	0	0	0	0	1	3
9 Tony Graffanino, R (1, 4) OBP: 0.357, SLG: 0.420	K		2B		28 1B BB		28 L3 1B			3	0	2	0	1	1	0
28 Prince Fielder, L (1, 3) OBP: 0.349, SLG: 0.500	K		P6		FC6-4 1-2 1B		L3 1-1			4	0	1	0	0	1	2
Kevin Mench, R (1, 7) OBP: 0.332, SLG: 0.447		G6-3	P4		FC6-4 1-2f			G1-3		4	0	0	0	0	0	3
2 Bill Hall, R (1, 6) OBP: 0.332, SLG: 0.562		SF9 1 1B BB BB	P3			G5-3		F8		3	1	0	0	1	0	1
1 Corey Hart, R (1, 9) OBP: 0.341, SLG: 0.346		SF9 31 1B BB 1-2 1B		G5-3		G6-3 1B		K		4	1	2	0	0	1	0
David Bell, R (1, 5) OBP: 0.337, SLG: 0.386		WP 31 1B 1-2 2-3 BB		G4-3		G6-3 1-2			L6	3	0	0	0	1	0	1
Damian Miller, R (1, 2) OBP: 0.321, SLG: 0.406		SF9 2-3 3-H		G6-3		BB			K	2	0	0	1	1	1	0
31 Dave Bush, R (1, 1) OBP: 0.174, SLG: 0.239 Geoff Jenkins, L (6, PH) OBP: 0.327, SLG: 0.391 Geremi Gonzalez, R (6, 1) Brian Shouse, L (8, 1) Dan Kolb, R (8, 1) Jeff Cirillo, R (9, PH) OBP: 0.382, SLG: 0.421		WP 1-2 3-H 1B			F8	G3-1			DI 1B	2 1 0 0 0 1	0 0 0 0 0 0	1 0 0 0 0 1	1 0 0 0 0 0	0 0 0 0 0 0	0 0 0 0 0 0	0 2 0 0 0 0

TOP

Milwaukee Brewers @ Pittsburgh Pirates

PNC Park, Pittsburgh, PA

Mon Aug 14 2006, 7:05 PM EDT

Att. 16,279 - Cloudy - 79 F

livebaseballscorecards.com

AB	32
R	2
H	7
RBI	2
BB	4
SO	5
LOB	12

Inning Stats	1	2	3	4	5	6	7	8	9	1B: 6 2B: 2 3B: 0 HR: 0	SF: 1 SAC: 0 DP: 1 HBP: 0	WP: 1 PB: 0 SB: 0 CS: 0	PA: 37
	R: 0 E: 0 K: 2 S: 8	R: 2 E: 0 K: 0 S: 10	R: 0 E: 0 K: 0 S: 14	R: 0 E: 0 K: 0 S: 3	R: 0 E: 0 K: 0 S: 8	R: 0 E: 0 K: 0 S: 15	R: 0 E: 0 K: 0 S: 6	R: 0 E: 0 K: 1 S: 5	R: 0 E: 0 K: 2 S: 12				
	H: 0 LOB: 0 BB: 0 P: 12	H: 2 LOB: 2 BB: 2 P: 23	H: 1 LOB: 1 BB: 0 P: 23	H: 0 LOB: 0 BB: 0 P: 6	H: 1 LOB: 2 BB: 1 P: 15	H: 1 LOB: 2 BB: 1 P: 25	H: 1 LOB: 0 BB: 0 P: 10	H: 0 LOB: 0 BB: 0 P: 10	H: 1 LOB: 1 BB: 0 P: 18				

PITCHER		IP	WLS	BF	H	R	ER	SO	BB	IBB	HBP	BLK	WP	HR	S	P	ERA	WHIP
Victor Santos, R ERA: 5.48	(1, 1)	5.0	W	22	4	2	2	2	3	0	0	0	1	0	43	79	3.60	1.400
16 Salomon Torres, R ERA: 4.12	(6, 1)	1.0	H	5	1	0	0	0	1	0	0	0	0	0	15	25	0.00	2.000
34 John Grabow, L ERA: 3.71	(7, 1)	1.0	H	3	1	0	0	0	0	0	0	0	0	0	6	10	0.00	1.000
55 Matt Capps, R ERA: 3.43	(8, 1)	1.0	H	3	0	0	0	1	0	0	0	0	0	0	5	10	0.00	0.000
Michael Gonzalez, L ERA: 2.39	(9, 1)	1.0	S	4	1	0	0	2	0	0	0	0	0	0	12	18	0.00	1.000

PITCHER	IP	WLS	BF	H	R	ER	SO	BB	IBB	HBP	BLK	WP	HR	S	P	ERA	WHIP

Milwaukee Brewers @ Pittsburgh Pirates

PNC Park, Pittsburgh, PA

Mon Aug 14 2006, 7:05 PM EDT

Att. 16,279 - Cloudy - 79 F

livebaseballscorecards.com

BOTTOM

Batter	1	2	3	4	5	6	7	8	9	AB	R	H	RBI	BB	SO	LOB
6 Chris Duffy, L (1, 8) OBP: 0.274, SLG: 0.276	1-1 2 L9 2 WP 12 G6-3 1B		0-1 E3 12 SH1-3 2 S G1-4-3		0-2 2 G1-6-3 1B		1-2 ③ G5-3			4	2	2	0	0	0	0
2 Jack Wilson, R (1, 6) OBP: 0.312, SLG: 0.381 José Hernández, R (7, 6) OBP: 0.310, SLG: 0.330	1-2 ① L9 1-3		2-2 G1-4-3 12 SH1-3 1-2 HBP		0-1 ① ② G1-6-3 1-2f			2-1 26 1B BB 1B		2 1	0 0	0 1	0 0	0 0	0 0	2 0
12 Freddy Sanchez, R (1, 5) OBP: 0.383, SLG: 0.491	0-1 ② G6-3 3-H		0-0 ① SH1-3 1-2 2-3		1-2 FC5 S 1B			2-3 ① S K		3	0	1	1	0	1	1
Xavier Nady, R (1, 3) OBP: 0.330, SLG: 0.472	3-2 ③ P4		0-0 ② G1-4-3 2-3 3-H		1-1 ③ FC5 1-3			1-0 ② F9		4	0	0	1	0	0	3
Jeromy Burnitz, L (1, 9) OBP: 0.295, SLG: 0.447		2-1 HR	2-3 ③ K			2-2 ① F7		4-0 26 1B 1-2 BB		3	1	1	1	1	1	1
26 Ronny Paulino, R (1, 2) OBP: 0.362, SLG: 0.409	1-0 ① G6-3	2-0 ① L6			0-1 ② L5			0-0 1-2 2-3 1B		4	0	1	0	0	0	0
José Bautista, R (1, 7) OBP: 0.354, SLG: 0.449	1-3 ② K	0-1 ② G1-3			1-3 ③ K			0-1 ③ L7		4	0	0	0	0	2	3
Jose Castillo, R (1, 4) OBP: 0.325, SLG: 0.430	0-0 1B	3-2 HR					1-2 ① F7			3	1	2	1	0	0	0
Victor Santos, R (1, 1) OBP: 0.097, SLG: 0.097 16 Salomon Torres, R (6, 1) OBP: 0.250, SLG: 0.250 34 John Grabow, L (7, 1) 10 Rajai Davis, R (7, PH) 55 Matt Capps, R (8, 1) Michael Gonzalez, R (9, 1)	1-1 ③ G6-3		0-1 ③ G6-3				1-1 ② F9			2 0 0 1 0 0	0 0 0 0 0 0	0 0 0 0 0 0	0 0 0 0 0 0	0 0 0 0 0 0	0 0 0 0 0 0	1 0 0 0 0 0
Inning Stats	R: 1 H: 1 E: 0 LOB: 0 K: 0 BB: 0 S: 11 P: 16	R: 1 H: 2 E: 0 LOB: 1 K: 1 BB: 0 S: 9 P: 14	R: 1 H: 0 E: 1 LOB: 1 K: 1 BB: 0 S: 9 P: 13	R: 1 H: 1 E: 0 LOB: 0 K: 0 BB: 0 S: 8 P: 13	R: 0 H: 2 E: 0 LOB: 1 K: 0 BB: 0 S: 11 P: 13	R: 0 H: 0 E: 0 LOB: 0 K: 1 BB: 0 S: 8 P: 11	R: 0 H: 0 E: 0 LOB: 0 K: 0 BB: 0 S: 10 P: 13	R: 0 H: 2 E: 0 LOB: 3 K: 1 BB: 1 S: 13 P: 22		1B: 6 2B: 0 3B: 0 HR: 2	SF: 0 SAC: 1 DP: 1 HBP: 1					

	AB	31
	R	4
	H	8
	RBI	4
	BB	1
	SO	4
	LOB	11

PITCHER		IP	WLS	BF	H	R	ER	SO	BB	IBB	HBP	BLK	WP	HR	S	P	ERA	WHIP
31 Dave Bush, R ERA: 4.69	(1, 1)	5.0	L	22	6	4	3	2	0	0	1	0	1	2	48	69	5.40	1.200
Geremi Gonzalez, R ERA: 4.89	(6, 1)	2.2		9	1	0	0	2	0	0	0	0	0	0	28	39	0.00	0.375
Brian Shouse, L ERA: 2.4	(8, 1)	0.0		1	0	0	0	0	1	0	0	0	0	0	0	4	∞	∞
Dan Kolb, R ERA: 4.91	(8, 1)	0.1		2	1	0	0	0	0	0	0	0	0	0	3	3	0.00	3.000

PITCHER	IP	WLS	BF	H	R	ER	SO	BB	IBB	HBP	BLK	WP	HR	S	P	ERA	WHIP

Milwaukee Brewers @ Pittsburgh Pirates

PNC Park, Pittsburgh, PA

Tue Aug 15 2006, 7:05 PM EDT

Att. 17,877 - Partly Cloudy - 77 F

livebaseballscorecards.com

Batter	1	2	3	4	5	6	7	8	9	AB	R	H	RBI	BB	SO	LOB
Brady Clark, R (1, 8) OBP: 0.365, SLG: 0.337	F9		FC5-4 1-2f		G6-3		G6-4-3 1-2f		F7	5	0	0	0	0	0	6
9 Tony Graffanino, R (1, 4) OBP: 0.358, SLG: 0.426	F8		K		G5-3			28 1B G5-3 2B	E4 1-H 2-H 2B	5	1	2	2	0	1	2
28 Prince Fielder, L (1, 3) OBP: 0.350, SLG: 0.499	F8		K			1 FC5-4 1B		2 1B G5-3 2-3 1B	K	5	1	2	0	0	2	2
Kevin Mench, R (1, 7) OBP: 0.331, SLG: 0.445		L9		1 G1-3 1B		L5		G5-3 1-2 3-H		4	0	1	1	0	0	2
2 Bill Hall, R (1, 6) OBP: 0.331, SLG: 0.559		F8		K		K		1 CS 2-H 1B		4	0	1	1	0	2	2
1 Corey Hart, R (1, 9) OBP: 0.337, SLG: 0.378		HR		G1-3 1-2		FC5-4 1-2f		G5-3 2-3		4	1	1	1	0	0	3
David Bell, R (1, 5) OBP: 0.338, SLG: 0.386		K		P4			FC2-5 1B 1B		9 E 1B BB	3	1	1	0	1	1	1
Damian Miller, R (1, 2) OBP: 0.323, SLG: 0.411			SH 2B		E5 SH3		FC2-5 1-2 1B		K	4	1	2	0	0	1	1
Doug Davis, R (1, 1) OBP: 0.080, SLG: 0.061			SH FC5-4 2-H		SH3 1-2		FC2-5 G6-4-3 1-2 2-3f		9 E 1B 1-2	1	0	0	0	0	0	2
52 Jose Capellan, R (8, 1)										0	0	0	0	0	0	0
Jeff Cirillo, R (9, PH) OBP: 0.385, SLG: 0.424										1	1	1	0	0	0	0
Francisco Cordero, R (9, 1)										0	0	0	0	0	0	0
Inning Stats	R: 0 E: 0 K: 0 S: 8 H: 0 LOB: 0 BB: 0 P: 15	R: 1 E: 0 K: 1 S: 9 H: 1 LOB: 0 BB: 0 P: 12	R: 1 E: 1 K: 2 S: 14 H: 1 LOB: 0 BB: 0 P: 20	R: 0 E: 0 K: 1 S: 8 H: 1 LOB: 1 BB: 0 P: 15	R: 0 E: 1 K: 0 S: 8 H: 0 LOB: 1 BB: 0 P: 14	R: 0 E: 0 K: 1 S: 8 H: 1 LOB: 1 BB: 0 P: 10	R: 0 E: 0 K: 0 S: 8 H: 2 LOB: 1 BB: 0 P: 12	R: 2 E: 0 K: 0 S: 10 H: 3 LOB: 0 BB: 0 P: 16	R: 2 E: 1 K: 2 S: 13 H: 2 LOB: 1 BB: 1 P: 19	1B: 7 2B: 3 3B: 0 HR: 1 SF: 0 SAC: 2 DP: 1 HBP: 0							WP: 0 PB: 0 SB: 0 CS: 1 PA: 39

PITCHER	IP	WLS	BF	H	R	ER	SO	BB	IBB	HBP	BLK	WP	HR	S	P	ERA	WHIP
24 Tom Gorzelanny, L (1, 1) ERA: 3.74	7.0		28	6	2	1	5	0	0	0	0	0	1	63	98	1.29	0.857
Damaso Marte, L (8, 1) ERA: 3.67	0.0	L	2	2	2	2	0	0	0	0	0	0	0	3	5	∞	∞
16 Salomon Torres, R (8, 1) ERA: 4.06	1.0	B	3	1	0	0	0	0	0	0	0	0	0	7	11	0.00	1.000
34 John Grabow, L (9, 1) ERA: 3.98	1.0		6	2	2	2	2	1	0	0	0	0	0	13	19	18.00	3.000

PITCHER	IP	WLS	BF	H	R	ER	SO	BB	IBB	HBP	BLK	WP	HR	S	P	ERA	WHIP

TOP	
AB	36
R	6
H	11
RBI	5
BB	1
SO	7
LOB	21

Milwaukee Brewers @ Pittsburgh Pirates

PNC Park, Pittsburgh, PA

Tue Aug 15 2006, 7:05 PM EDT

Att. 17,877 - Partly Cloudy - 77 F

livebaseballscorecards.com

BOTTOM

Batter	1	2	3	4	5	6	7	8	9	AB	R	H	RBI	BB	SO	LOB
6 Chris Duffy, L (1, 8) OBP: 0.273, SLG: 0.275	3-2 SF8 1B		0-1 G1-3		2-2 F8			0-1 L4		4	1	1	0	0	0	0
José Hernández, R (1, 6) OBP: 0.317, SLG: 0.336	2-3 K		2-3 K			0-0 G6-4-3 1B		0-0 1B		4	0	2	0	0	2	1
12 Freddy Sanchez, R (1, 5) OBP: 0.381, SLG: 0.489	0-0 1B 1-3 1B		1-1 F9			1-3 K		1-1 F9		4	0	1	0	0	1	2
Joe Randa, R (1, 3) OBP: 0.339, SLG: 0.419	2-0 SF8 3-H			1-1 1B		1-0 G6-4-3 1-2f		2-1 P4		3	0	1	1	0	0	2
Xavier Nady, R (1, 9) OBP: 0.332, SLG: 0.472	1-1 1B 1-3			0-1 F9			3-1 HR G4-3 26 1B		1-3 K	4	1	2	0	0	1	1
26 Ronny Paulino, R (1, 2) OBP: 0.364, SLG: 0.410	1-0 F7			2-3 K			1-1 1B G4-3 1-2		3-2 1B 2B	4	0	2	0	0	1	3
Jose Castillo, R (1, 4) OBP: 0.327, SLG: 0.434		0-2 1B CS		2-1 L4			2-0 G4-3 1-2f 2-3		0-0 2B 1-3	4	0	2	0	0	0	3
José Bautista, R (1, 7) OBP: 0.355, SLG: 0.459		3-2 G5-3 1-2			2-3 K		1-0 HR 3-H		4-0 BB G6-3	3	1	1	2	1	1	1
24 Tom Gorzelanny, R (1, 1) 10 Rajai Davis, R (7, PH) Damaso Marte, L (8, 1) 16 Salomon Torres, R (8, 1) OBP: 0.250, SLG: 0.250 34 John Grabow, L (9, 1) Jeromy Burnitz, L (9, PH) OBP: 0.294, SLG: 0.445		1-3 K			2-2 G6-3		2-0 G4-3		0-1 G6-3 1-2f	2 1 0 0 0 1	0 0 0 0 0 0	0 0 0 0 0 0	0 0 0 0 0 0	1 0 0 0 0 0	0 0 0 0 0 0	0 0 0 0 0 3
Inning Stats	R: 1 E: 0 K: 1 S: 11 H: 3 LOB: 2 BB: 0 P: 20	R: 0 E: 0 K: 1 S: 11 H: 1 LOB: 0 BB: 0 P: 15	R: 0 E: 0 K: 1 S: 7 H: 0 LOB: 0 BB: 0 P: 10	R: 0 E: 0 K: 1 S: 10 H: 1 LOB: 1 BB: 0 P: 15	R: 0 E: 0 K: 1 S: 11 H: 0 LOB: 0 BB: 0 P: 17	R: 0 E: 0 K: 1 S: 6 H: 1 LOB: 0 BB: 0 P: 8	R: 2 E: 0 K: 0 S: 7 H: 3 LOB: 0 BB: 0 P: 16	R: 0 E: 0 K: 0 S: 7 H: 1 LOB: 1 BB: 0 P: 10	R: 0 E: 0 K: 1 S: 10 H: 2 LOB: 2 BB: 1 P: 18	1B: 10 2B: 1 3B: 0 HR: 1	SF: 1 SAC: 0 DP: 3 HBP: 0					WP: 0 PB: 0 SB: 0 CS: 1	PA: 36

	AB	34
	R	3
	H	12
	RBI	3
	BB	1
	SO	7
	LOB	16

PITCHER		IP	WLS	BF	H	R	ER	SO	BB	IBB	HBP	BLK	WP	HR	S	P	ERA	WHIP
Doug Davis, L ERA: 4.97	(1, 1)	7.0	W	27	9	3	3	6	0	0	0	0	0	1	63	101	3.86	1.286
52 Jose Capellan, R ERA: 4.27	(8, 1)	1.0	H	4	1	0	0	0	0	0	0	0	0	0	7	10	0.00	1.000
Francisco Cordero, R ERA: 4.06	(9, 1)	1.0	S	5	2	0	0	1	1	0	0	0	0	0	10	18	0.00	3.000

PITCHER	IP	WLS	BF	H	R	ER	SO	BB	IBB	HBP	BLK	WP	HR	S	P	ERA	WHIP

Batter	1	2	3	4	5	6	7	8	9	10	11	12	13	AB	R	H	RBI	BB	SO	LOB
Brady Clark, R OBP: 0.383, SLG: 0.334 (1, 8)	K		L7		F9		2-H 1B		K			BB	P4	6	0	1	1	1	2	6
Jeff Cirillo, R OBP: 0.383, SLG: 0.421 (1, 3)	9 G6-4-3 1B			L8		FC6-4 2 FC1-2 1B	F9			K		1 SAFE F8		6	0	2	0	0	1	2
9 Tony Graffanino, R OBP: 0.361, SLG: 0.426 (1, 4)	G6-4-3 1-2f			K		FC6-4 1-2 1B		1B		B5-3			WP WP 1B BB	5	1	2	0	1	1	1
Kevin Mench, R OBP: 0.328, SLG: 0.441 (1, 7)		2 G4-6-3 1B		F7		FC6-4 2 FC1-2 1-2f 2-3		K		F8			K 1-2	6	0	1	0	0	2	4
2 Bill Hall, R OBP: 0.329, SLG: 0.552 (1, 6)	G4-6-3 1-2f		G6-3		FC1-2 1 FC4-6 1-2 3-H			K			G1-3		WP 1B IBB	5	1	0	0	1	1	4
1 Corey Hart, R OBP: 0.333, SLG: 0.394 (1, 9)														4	1	1	0	0	1	3
52 Jose Capellan, R (8, 1)														0	0	0	0	0	0	0
Dan Kolb, R (10, 1)														0	0	0	0	0	0	0
18 Gabe Gross, L OBP: 0.373, SLG: 0.485 (11, PH)														1	0	0	0	0	1	0
Brian Shouse, L (11, 1)														0	0	0	0	0	0	0
Geremi Gonzalez, R (12, 1)														0	0	0	0	0	0	0
Damian Miller, R OBP: 0.326, SLG: 0.411 (13, PH)	G5-3		1B 11 1B 2B			FC4-6 1-2f		SAFE K			K		1-2 2-3 IBB	4	0	0	0	0	0	0
Francisco Cordero, R (13, 1)														0	0	0	0	0	0	0
David Bell, R OBP: 0.345, SLG: 0.392 (1, 5)	39 FC2-6 1B		39 FC2-5 11 1B 2-3 1B			28 G4-3 1B		S BB		F8			11 1B 1-2 2-H 3-H 1B	5	1	4	2	1	0	0
11 Mike Rivera, R OBP: 0.333, SLG: 0.481 (1, 2)	P4		39 FC2-5 1-2 3-H 1B			K		B1				F9	1-2 2-H	6	0	2	2	0	1	3
39 Chris Capuano, L OBP: 0.151, SLG: 0.137 (1, 1)														2	0	0	0	0	0	3
28 Prince Fielder, L OBP: 0.349, SLG: 0.498 (7, PH)														1	0	0	0	0	0	1
Rick Helling, R (7, 1)														0	0	0	0	0	0	0
Geoff Jenkins, L OBP: 0.325, SLG: 0.388 (8, 9)	FC2-6 1-2f		FC2-5 1-2 2-3f				G4-3 1-2		K 1-2			G6-3	K	3	0	0	0	0	2	3
Inning Stats	R: 0 E: 0 K: 1 S: 7 H: 1 LOB: 0 BB: 0 P: 8	R: 0 E: 0 K: 0 S: 5 H: 1 LOB: 0 BB: 0 P: 12	R: 0 E: 0 K: 0 S: 5 H: 1 LOB: 1 BB: 0 P: 9	R: 0 E: 0 K: 1 S: 9 H: 0 LOB: 0 BB: 0 P: 14	R: 1 E: 0 K: 0 S: 8 H: 3 LOB: 2 BB: 0 P: 10	R: 0 E: 0 K: 0 S: 9 H: 2 LOB: 2 BB: 0 P: 16	R: 1 E: 0 K: 1 S: 12 H: 2 LOB: 1 BB: 0 P: 18	R: 0 E: 0 K: 3 S: 12 H: 1 LOB: 1 BB: 0 P: 16	R: 0 E: 0 K: 2 S: 10 H: 0 LOB: 1 BB: 1 P: 19	R: 0 E: 0 K: 1 S: 6 H: 0 LOB: 0 BB: 0 P: 10	R: 0 E: 0 K: 1 S: 8 H: 0 LOB: 0 BB: 0 P: 11	R: 0 E: 0 K: 0 S: 10 H: 0 LOB: 1 BB: 1 P: 18	R: 3 E: 0 K: 2 S: 16 H: 2 LOB: 2 BB: 3 P: 35	1B: 12 2B: 1 3B: 0 HR: 0	SF: 0 SAC: 0 DP: 2 HBP: 0	WP: 2 PB: 0 SB: 1 CS: 0	PA: 55			

PITCHER		IP	WLS	BF	H	R	ER	SO	BB	IBB	HBP	BLK	WP	HR	S	P	ERA	WHIP
57 Zach Duke, L ERA: 4.99	(1, 1)	6.2		27	9	2	2	3	0	0	0	0	0	0	52	83	2.70	1.350
55 Matt Capps, R ERA: 3.41	(7, 1)	0.1	B	2	1	0	0	0	0	0	0	0	0	0	3	4	0.00	3.000
16 Salomon Torres, R ERA: 4.0	(8, 1)	1.0		4	1	0	0	3	0	0	0	0	0	0	12	16	0.00	1.000
Michael Gonzalez, L ERA: 2.34	(9, 1)	1.0		4	0	0	0	2	1	0	0	0	0	0	10	19	0.00	1.000
34 John Grabow, L ERA: 3.83	(10, 1)	2.0		6	0	0	0	2	0	0	0	0	0	0	14	21	0.00	0.000
Damaso Marte, L ERA: 4.19	(12, 1)	1.1	L	9	1	0	0	1	0	0	0	0	0	0	7	9	0.00	1.500
Britt Reames, R ERA:	(13, 1)	0.2		3	1	0	0	1	0	0	0	0	0	0	7	9	0.00	1.500

TOP

Milwaukee Brewers @ Pittsburgh Pirates

PNC Park, Pittsburgh, PA

Wed Aug 16 2006, 12:35 PM EDT

Att. 14,901 - Partly Cloudy - 77 F

livebaseballscorecards.com

AB	50
R	5
H	13
RBI	5
BB	5
SO	12
LOB	30

Batter	1	2	3	4	5	6	7	8	9	10	11	12	13	AB	R	H	RBI	BB	SO	LOB
6 Chris Duffy, L (1, 8) OBP: 0.269, SLG: 0.266	G3		E5		F9		L9		12 HBP S BB		G6-3			5	0	0	0	1	0	2
José Hernández, R (1, 6) OBP: 0.333, SLG: 0.357	1B		FC6-5-4 12 1B			12 SH3 1B 2B	F9		12 HBP BB			G6-4-3 1B		5	1	3	1	1	0	2
12 Freddy Sanchez, R (1, 5) OBP: 0.384, SLG: 0.489	F7		1B	SH3				SH1-4 1B	HBP			F8		4	0	2	0	0	0	2
Joe Randa, R (1, 3) OBP: 0.330, SLG: 0.406 Britt Reames, R (13, 1)	G5-3		G4-3	F7				SH1-4	K			G6-4-3		5	0	0	0	0	1	8
														0	0	0	0	0	0	0
Xavier Nady, R (1, 9) OBP: 0.332, SLG: 0.468 (13, 3)		L8		K		26 HBP 1B		BB		G4-3			P4	5	0	1	1	1	0	
26 Ronny Paulino, R (1, 2) OBP: 0.361, SLG: 0.404		K		F9		HBP		P3		G3			G1-3	5	0	0	0	0	1	2
Jose Castillo, R (1, 4) OBP: 0.323, SLG: 0.427		K2-3		F9		P4		K		K			G6-3	6	0	0	0	0	3	4
José Bautista, R (1, 7) OBP: 0.353, SLG: 0.455			6 E 1B		K		K		K			G6-3		5	1	1	0	0	3	0
57 Zach Duke, L (1, 1) ERA: 3.68, SO/9: 5.40 55 Matt Capps, R (0, 1) 10 Rajai Davis, R (1, 0) 16 Salomon Torres, R (0, 0) ERA: 4.50, SO/9: 6.00 Michael Gonzalez, R (0, 1) Jason Bay, R (0, 0) ERA: 3.24, SO/9: 9.00 34 John Grabow, L (1, 0) 2 Jack Wilson, R (1, 0) Damaso Marte, L (1, 1) Jeromy Burnitz, L (0, 0) ERA: 3.24, SO/9: 9.00														2	0	0	0	0	1	1
														0	0	0	0	0	0	0
														0	0	0	1	0	0	0
														0	0	0	0	0	0	0
														0	0	0	0	0	0	0
														0	0	0	0	0	0	0
														1	0	0	0	0	0	0
														0	0	0	0	0	0	0
														0	0	0	0	0	0	0
Inning Stats	R: 0 E: 0 K: 0 S: 9 H: 1 LOB: 1 BB: 0 P: 11	R: 0 E: 0 K: 2 S: 10 H: 0 LOB: 0 BB: 0 P: 12	R: 1 E: 1 K: 1 S: 11 H: 2 LOB: 2 BB: 0 P: 17	R: 0 E: 0 K: 1 S: 7 H: 0 LOB: 0 BB: 0 P: 11	R: 0 E: 0 K: 1 S: 7 H: 0 LOB: 0 BB: 0 P: 9	R: 1 E: 0 K: 0 S: 16 H: 2 LOB: 2 BB: 0 P: 26	R: 0 E: 0 K: 1 S: 17 H: 0 LOB: 1 BB: 1 P: 27	R: 0 E: 0 K: 1 S: 9 H: 1 LOB: 2 BB: 1 P: 13	R: 0 E: 0 K: 2 S: 12 H: 0 LOB: 3 BB: 2 P: 26	R: 0 E: 0 K: 1 S: 6 H: 0 LOB: 0 BB: 0 P: 9	R: 0 E: 0 K: 0 S: 6 H: 0 LOB: 0 BB: 0 P: 11	R: 0 E: 0 K: 0 S: 7 H: 1 LOB: 0 BB: 0 P: 9	R: 0 E: 0 K: 0 S: 8 H: 0 LOB: 0 BB: 0 P: 11	1B: 6 2B: 1 3B: 0 HR: 0 SF: 0 SAC: 2 DP: 1 HBP: 2	WP: 0 PB: 0 SB: 2 CS: 0 PA: 52						

PITCHER		IP	WLS	BF	H	R	ER	SO	BB	IBB	HBP	BLK	WP	HR	S	P	ERA	WHIP
39 Chris Capuano, L	(1, 1)	6.0		25	5	2	1	5	0	0	1	0	0	0	60	86	1.50	0.833
ERA: 3.68																		
Rick Helling, R	(7, 1)	1.0		4	0	0	0	1	1	0	0	0	0	0	17	27	0.00	1.000
ERA: 4.4																		
52 Jose Capellan, R	(8, 1)	2.0		11	1	0	0	3	3	0	1	0	0	0	21	39	0.00	2.000
ERA: 4.12																		
Dan Kolb, R	(10, 1)	1.0		3	0	0	0	1	0	0	0	0	0	0	6	9	0.00	0.000
ERA: 4.78																		
Brian Shouse, L	(11, 1)	1.0		3	0	0	0	0	0	0	0	0	0	0	6	11	0.00	0.000
ERA: 2.32																		

PITCHER		IP	WLS	BF	H	R	ER	SO	BB	IBB	HBP	BLK	WP	HR	S	P	ERA	WHIP
Geremi Gonzalez, R	(12, 1)	1.0	W	3	1	0	0	0	0	0	0	0	0	0	7	9	0.00	1.000
ERA: 4.8																		
Francisco Cordero, R	(13, 1)	1.0	S	3	0	0	0	0	0	0	0	0	0	0	8	11	0.00	0.000
ERA: 3.99																		

BOTTOM

Milwaukee Brewers @ Pittsburgh Pirates

PNC Park, Pittsburgh, PA

Wed Aug 16 2006, 12:35 PM EDT
Att. 14,901 - Partly Cloudy - 77 F

livebaseballscorecards.com

AB	44
R	2
H	7
RBI	2
BB	4
SO	10
LOB	21

Batter	1	2	3	4	5	6	7	8	9	AB	R	H	RBI	BB	SO	LOB
6 Chris Duffy, L (1, 8) OBP: 0.262, SLG: 0.258	C S F C 0-3 ① K	S B F X 1-2 ③ F9		B C X 1-1 ① F8	B C X 1-1 ③ FC6-4 1-2f		B B S F X 2-2 ③ G2-3			5	0	0	0	0	1	5
2 Jack Wilson, R (1, 6) OBP: 0.310, SLG: 0.385	C B F X 1-2 ② G5-3		B C C F S 1-3 ① K	X 0-0 ② L8		C F X 0-2 HR		C F F X 0-2 ① P3		5	1	1	1	0	1	0
12 Freddy Sanchez, R (1, 5) OBP: 0.388, SLG: 0.498	C B B B X 3-1 1B		B B X 2-0 1B HR 1B	C B X 1-1 ③ G5-3		B F B X 2-1 1B 2B		B B X 2-0 2B		5	1	4	0	0	0	0
Jason Bay, R (1, 7) OBP: 0.406, SLG: 0.535	C 1 SAFE F B X 1-2 ③ G5-3		D F B X 2-1 1B HR 1-2 1B		F B B X 2-1 1B BB 2B	F B F F S 1-3 ① K		X 0-0 ② G5-3		5	2	2	0	0	1	3
Xavier Nady, R (1, 3) OBP: 0.339, SLG: 0.483		C X 0-1 SH1-3 26 1B 45 BLK 1B	C F F B X 1-2 1-H 2-H HR		X 0-0 BB 26 1B 2-3 1B	X 0-0 26 G4-6-3 2-3 1B		B B C F F F S 2-3 ③ K		5	2	4	3	0	1	1
26 Ronny Paulino, R (1, 2) OBP: 0.364, SLG: 0.405		C L 1 SAFE B F B B X 3-2 45 BLK SH1-3 45 G4-3 1-2 1B	B C B B B 4-1 HBP BB		B X 1-0 BB 1-2 1B	C X 0-1 ②③ G4-6-3 1-2f			C X 0-1 ① G6-3	4	1	2	0	1	0	2
José Bautista, R (1, 9) OBP: 0.352, SLG: 0.450		X 0-0 ① SH1-3 1-2 2-3	C C H 1-2 45 FC6-4 1-2 HBP		B S S X 1-2 ① P4		C C X 0-2 ① P4		C F B X 1-2 ② G6-3	3	0	0	0	0	0	3
Jose Castillo, R (1, 4) OBP: 0.326, SLG: 0.426		I I I I 4-0 45 G4-3 45 BLK IBB	B C S X 1-2 ② F9		B B B F S B 4-2 6 FC6-4 1-2 2-3 3-H BB		X 0-0 ② G4-3		F B X 1-1 1B	3	0	1	1	2	0	2
45 Ian Snell, R (1, 1) OBP: 0.122, SLG: 0.103 34 John Grabow, L (8, 1) José Hernández, R (9, PH) OBP: 0.331, SLG: 0.353 Britt Reames, R (9, 1)		C 1 SAFE F F X 0-2 ② G4-3 1-3 2-H 3-H	X 0-0 ③ FC6-4 1-2f		C B T B S 2-3 ② K		B B B C X 3-1 2B		X 0-0 ③ F8	4 0 1 0	0 0 0 0	1 0 0 0	1 0 0 0	0 0 0 0	1 0 0 0	6 0 1 0
Inning Stats	R: 0 H: 1 E: 0 LOB: 1 K: 1 BB: 0 S: 12 P: 17	R: 2 H: 2 E: 0 LOB: 1 K: 0 BB: 1 S: 14 P: 22	R: 3 H: 3 E: 0 LOB: 2 K: 1 BB: 1 S: 18 P: 30	R: 0 H: 0 E: 0 LOB: 0 K: 0 BB: 0 S: 5 P: 7	R: 1 H: 3 E: 0 LOB: 3 K: 1 BB: 1 S: 14 P: 25	R: 1 H: 3 E: 0 LOB: 1 K: 1 BB: 0 S: 12 P: 15	R: 0 H: 1 E: 0 LOB: 1 K: 0 BB: 0 S: 9 P: 14	R: 0 H: 1 E: 0 LOB: 1 K: 1 BB: 0 S: 11 P: 15	R: 0 H: 1 E: 0 LOB: 1 K: 0 BB: 0 S: 8 P: 10	1B: 9 SF: 0 2B: 4 SAC: 1 3B: 0 DP: 1 HR: 2 HBP: 1						

PITCHER		IP	WLS	BF	H	R	ER	SO	BB	IBB	HBP	BLK	WP	HR	S	P	ERA	WHIP
Chris Michalak, L ERA: 5.91	(1, 1)	4.0	L	24	9	6	6	2	1	1	1	1	0	1	53	83	13.50	2.500
45 Bill Bray, L ERA: 4.12	(5, 1)	2.0		9	3	1	1	2	1	0	0	0	0	1	22	33	4.50	2.000
Scott Schoeneweis, L ERA: 6.34	(7, 1)	1.0		4	1	0	0	0	0	0	0	0	0	0	9	14	0.00	1.000
56 Todd Coffey, R ERA: 3.13	(8, 1)	1.0		4	1	0	0	1	0	0	0	0	0	0	11	15	0.00	1.000
Rheal Cormier, L ERA: 2.01	(9, 1)	1.0		4	1	0	0	0	0	0	0	0	0	0	8	10	0.00	1.000

PITCHER	IP	WLS	BF	H	R	ER	SO	BB	IBB	HBP	BLK	WP	HR	S	P	ERA	WHIP

TOP

Pittsburgh Pirates @ Cincinnati Reds

Great American Ball Park, Cincinnati, OH

Fri Aug 18 2006, 7:10 PM EDT
Att. 31,718 - Cloudy - 89 F

livebaseballscorecards.com

AB	40
R	7
H	15
RBI	6
BB	3
SO	5
LOB	23

1B: 9	SF: 0	WP: 0	PA: 45
2B: 4	SAC: 1	PB: 0	
3B: 0	DP: 1	SB: 0	
HR: 2	HBP: 1	CS: 0	

BOTTOM

Pittsburgh Pirates @ Cincinnati Reds

Great American Ball Park, Cincinnati, OH

Fri Aug 18 2006, 7:10 PM EDT

Att. 31,718 - Cloudy - 89 F

livebaseballscorecards.com

Batter	1	2	3	4	5	6	7	8	9	AB	R	H	RBI	BB	SO	LOB
6 Ryan Freel, R (1, 9) OBP: 0.381, SLG: 0.427	F9	BB		P4			P5		K	4	0	0	0	1	1	2
Scott Hatteberg, L (1, 3) OBP: 0.408, SLG: 0.477	L6	G3			K			K		4	0	0	0	0	2	3
Ken Griffey Jr., L (1, 8) OBP: 0.308, SLG: 0.491	1B		12 FC6-4 1B		12 G5-4-3 BB			G3-1		3	0	2	0	1	0	0
12 Edwin Encarnación, R (1, 5) OBP: 0.382, SLG: 0.548	P6		FC6-4 1-2f		G5-4-3 1-2f			HR		4	1	1	1	0	0	3
Adam Dunn, L (1, 7) OBP: 0.375, SLG: 0.541		BB 1B BB	F8			F7		K		3	1	0	0	1	1	1
Rich Aurilia, R (1, 6) OBP: 0.332, SLG: 0.513		1B 1-2 BB	K			K			G6-3	3	0	0	0	1	2	1
4 Brandon Phillips, R (1, 4) OBP: 0.336, SLG: 0.430		K		G5-3		G4-3			K	4	0	0	0	0	2	2
Javier Valentin, S (1, 2) OBP: 0.297, SLG: 0.404		SH2-3 1-3 2-H 1B		G4-3			P4		HR	4	1	2	2	0	0	0
Chris Michalak, L (1, 1) OBP: 0.667, SLG: 1.000		SH2-3 1-2		1B			K		BB	1	0	1	0	0	0	0
45 Bill Bray, L (5, 1)										0	0	0	0	0	0	0
Scott Schoeneweis, L (7, 1)										0	0	0	0	0	0	0
9 Juan Castro, R (7, PH) OBP: 0.279, SLG: 0.356										1	0	0	0	0	1	0
56 Todd Coffey, R (8, 1)										0	0	0	0	0	0	0
Rheal Cormier, L (9, 1)										0	0	0	0	0	0	0
Todd Hollandsworth, L (9, PH) OBP: 0.249, SLG: 0.426										0	0	0	0	1	0	0

Inning Stats	1	2	3	4	5	6	7	8	9
	R: 0 E: 0 K: 0 S: 10	H: 1 LOB: 1 BB: 0 P: 18	R: 1 E: 0 K: 1 S: 11	H: 1 LOB: 3 BB: 3 P: 29	R: 0 E: 0 K: 1 S: 9	H: 1 LOB: 1 BB: 0 P: 10	R: 0 E: 0 K: 0 S: 9	H: 1 LOB: 1 BB: 0 P: 15	R: 0 E: 0 K: 1 S: 7	H: 0 LOB: 0 BB: 1 P: 13	R: 0 E: 0 K: 1 S: 6	H: 0 LOB: 0 BB: 0 P: 9	R: 0 E: 0 K: 1 S: 5	H: 0 LOB: 0 BB: 0 P: 6	R: 1 E: 0 K: 2 S: 8	H: 1 LOB: 0 BB: 0 P: 14	R: 1 E: 0 K: 2 S: 15	H: 1 LOB: 1 BB: 1 P: 25

	AB	31
	R	3
	H	6
	RBI	3
	BB	5
	SO	9
	LOB	12

	1B: 4	SF: 0	WP: 0	PA: 37
	2B: 0	SAC: 1	PB: 0	
	3B: 0	DP: 1	SB: 0	
	HR: 2	HBP: 0	CS: 0	

PITCHER		IP	WLS	BF	H	R	ER	SO	BB	IBB	HBP	BLK	WP	HR	S	P	ERA	WHIP
45 Ian Snell, R ERA: 4.51	(1, 1)	7.0	W	28	4	1	1	5	4	0	0	0	0	0	57	100	1.29	1.143
34 John Grabow, L ERA: 3.93	(8, 1)	1.0		4	1	1	1	2	0	0	0	0	0	1	8	14	9.00	1.000
Britt Reames, R ERA: 5.4	(9, 1)	1.0		5	1	1	1	2	1	0	0	0	0	1	15	25	9.00	2.000

PITCHER	IP	WLS	BF	H	R	ER	SO	BB	IBB	HBP	BLK	WP	HR	S	P	ERA	WHIP

Batter	1	2	3	4	5	6	7	8	9	AB	R	H	RBI	BB	SO	LOB
José Bautista, R (1, 8) OBP: 0.349, SLG: 0.445	C B B B C F S 3-3 K ①		B S X 1-1 F8 ① B C B S X 2-2 P3 ③			C X 0-1 G5-3 ③			C C F B X 1-2 12 L6-4 2 1B 1B	5	0	1	0	0	1	0
2 Jack Wilson, R (1, 6) OBP: 0.313, SLG: 0.387	F B S X 1-2 G4-3 ②		B S F F B F X 2-2 L9 ②		C F B B B X 2-2 12 BB HR 1B		B C B B F X 2-2 12 2B SF8 1B		B C X 1-1 1-2 1B	5	2	3	0	0	0	0
12 Freddy Sanchez, R (1, 5) OBP: 0.393, SLG: 0.502	B F X 1-1 1B		B B X 2-0 1B 2B 1B		C B B B D F B 4-2 1-2 HR BB		X 0-0 SF8 1-3 FC6-2 2B		C B X 1-1 L6-4 ② ③ 2-2	4	2	3	0	1	0	2
Jason Bay, R (1, 7) OBP: 0.407, SLG: 0.543	B D F S X 2-2 F8 ③		S X 0-1 1-2 2B 1B		F B F B F B X 3-2 1-H 2-H HR		F F F X 0-2 SF8 ① 2-3 3-H			3	2	2	4	0	0	1
Xavier Nady, R (1, 9) OBP: 0.338, SLG: 0.483 55 Matt Capps, R (7, 1) Britt Reames, R (8, 1)		C B X 1-1 G6-3 ① F B X 1-1 26 1B 1-H 2-H 2B			F X 0-1 G5-3 ①		X 0-0 FC6-2 26 CS ② 3-H			4 0 0	1 0 0	1 0 0	2 0 0	0 0 0	0 0 0	1 0 0
26 Ronny Paulino, R (1, 2) OBP: 0.363, SLG: 0.403		C F F B B X 1-2 G1-6-3 ② C B F F B B X 3-2 2-H 1B			B X 1-0 G5-3 ②		B C 1-1 CS ③ 1-2	C C B C 1-3 K ①		4	0	1	1	0	1	0
José Hernández, R (1, 3) OBP: 0.328, SLG: 0.350		C B B B F X 3-2 2B 1B B F X 1-1 G1-3 ③			C C C 0-3 K ③			B X 1-0 F8 ②		4	0	1	0	0	1	1
Jose Castillo, R (1, 4) OBP: 0.325, SLG: 0.427		B B B C F F X 3-2 1-3 2B		X 0-0 P6 ①		C F B S 1-3 K ①		F B F S 1-3 K ③		4	0	1	0	0	2	0
28 Paul Maholm, L (1, 1) OBP: 0.170, SLG: 0.133 10 Rajai Davis, R (6, PH) 16 Salomon Torres, R (6, 1) OBP: 0.250, SLG: 0.250 Jeromy Burnitz, L (7, 9) OBP: 0.294, SLG: 0.444		C S S 0-3 K ③		C B F C 1-3 K ②		B X 1-0 G4-3 ②			C B F S 1-3 K ①	2 1 0 1	0 0 0 0	0 0 0 0	0 0 0 0	0 0 0 0	2 0 0 1	2 0 0 0
Inning Stats	R: 0 H: 1 E: 0 LOB: 1 K: 1 BB: 0 S: 12 P: 19	R: 0 H: 2 E: 0 LOB: 2 K: 1 BB: 0 S: 16 P: 24	R: 3 H: 4 E: 0 LOB: 1 K: 0 BB: 0 S: 18 P: 28	R: 0 H: 0 E: 0 LOB: 0 K: 1 BB: 0 S: 7 P: 10	R: 3 H: 2 E: 0 LOB: 0 K: 1 BB: 1 S: 16 P: 26	R: 0 H: 0 E: 0 LOB: 0 K: 1 BB: 0 S: 6 P: 8	R: 1 H: 2 E: 0 LOB: 0 K: 0 BB: 0 S: 10 P: 13	R: 0 H: 0 E: 0 LOB: 0 K: 2 BB: 0 S: 7 P: 10	R: 0 H: 2 E: 0 LOB: 1 K: 1 BB: 0 S: 11 P: 15	1B: 9 2B: 4 3B: 0 HR: 1	SF: 1 SAC: 0 DP: 1 HBP: 0			WP: 0 PB: 0 SB: 0 CS: 1	PA: 40		

TOP

Pittsburgh Pirates @ Cincinnati Reds

Great American Ball Park, Cincinnati, OH

Sat Aug 19 2006, 6:10 PM EDT
Att. 34,256 - Partly Cloudy - 90 F

livebaseballscorecards.com

AB	37
R	7
H	13
RBI	7
BB	1
SO	8
LOB	7

PITCHER		IP	WLS	BF	H	R	ER	SO	BB	IBB	HBP	BLK	WP	HR	S	P	ERA	WHIP
22 Eric Milton, L ERA: 5.28	(1, 1)	4.0		22	9	6	6	3	1	0	0	0	0	1	63	100	13.50	2.500
56 Todd Coffey, R ERA: 3.03	(5, 1)	2.0		6	0	0	0	2	0	0	0	0	0	0	12	15	0.00	0.000
Ryan Franklin, R ERA: 4.48	(7, 1)	1.0	W	4	2	1	1	0	0	0	0	0	0	0	10	13	9.00	2.000
25 David Weathers, R ERA: 4.37	(8, 1)	1.0		3	0	0	0	2	0	0	0	0	0	0	7	10	0.00	0.000
Eddie Guardado, L ERA: 3.89	(9, 1)	0.1		2	1	0	0	1	0	0	0	0	0	0	7	9	0.00	3.000

PITCHER		IP	WLS	BF	H	R	ER	SO	BB	IBB	HBP	BLK	WP	HR	S	P	ERA	WHIP
Rheal Cormier, L ERA: 1.98	(9, 1)	0.2		2	1	0	0	0	0	0	0	0	0	0	4	6	0.00	1.500

BOTTOM

Pittsburgh Pirates @ Cincinnati Reds

Great American Ball Park, Cincinnati, OH

Sat Aug 19 2006, 6:10 PM EDT
Att. 34,256 - Partly Cloudy - 90 F

livebaseballscorecards.com

Batter	1	2	3	4	5	6	7	8	9	AB	R	H	RBI	BB	SO	LOB
6 Ryan Freel, R (1, 9) (8, 8) OBP: 0.384, SLG: 0.429	1-0 S 12 2B 1B 1B 0-0 G5-4-3			X 0-0 CS 1B			B C X 1-1 2B E 1B	B B C X 2-1 ① F8		5	2	3	0	0	0	2
Royce Clayton, R (1, 6) OBP: 0.311, SLG: 0.350	L D B B F 1 SAFE 1 SAFE 1 SAFE X 2-2 S 12 2B 1B 1-2	B B C T B S 3-3 ① K		B C B F 1 SAFE S 2-3 ②③ K 1-2			1 SAFE 1 SAFE F 1 SAFE F X 0-2 E2 12 2B 2B 1-H	X 0-0 ② L8		5	2	2	0	0	2	1
Ken Griffey Jr., L (1, 8) 25 David Weathers, R (8, 1) Javier Valentin, S (8, PH) OBP: 0.295, SLG: 0.401 Eddie Guardado, R (9, 1) Rheal Cormier, L (9, 1)	B C C S 1-3 ① K 1-2 2-3	F B B S X 2-2 12 L6-3 1B			B S B B F S 3-3 ① K		I I I I 4-0 12 2B 26 2B IBB	C B X 1-1 ③ F8		3 0 1 0 0	1 0 0 0 0	1 0 0 0 0	0 0 0 0 0	1 0 0 0 0	2 0 0 0 0	2 0 0 0 0
12 Edwin Encarnación, R (1, 5) OBP: 0.383, SLG: 0.555	B C F B B X 3-2 2B 2-H 3-H 2B	B F X 1-1 ②③ L6-3 1-2			B X 1-0 ② G5-3		C S F B B F X 2-2 26 2B 1-3 3-H 2B			4	2	2	3	0	0	1
Adam Dunn, L (1, 7) OBP: 0.375, SLG: 0.539	B F B D C B 4-2 2B BB	B B F S S 2-3 ① K			C F S 0-3 ③ K		I I I I 4-0 26 2B IBB			2	2	0	0	2	2	0
Rich Aurilia, R (1, 3) OBP: 0.331, SLG: 0.513	X 0-0 26 1B 1-H 2-H 2B	C B X 1-1 ② G5-3				L S B X 1-2 ① F8	F B B X 2-2 ② F1			4	1	1	2	0	0	3
26 David Ross, R (1, 2) OBP: 0.372, SLG: 0.638	X 0-0 4 1B 2-H 1B	C B S X 1-2 HR				C B F B B B F F S 3-3 ② K2-3	C B B B S X 3-2 4 WP 4 HR 1-H 2-H 3-H 2B			4	3	3	5	0	1	0
4 Brandon Phillips, R (1, 4) OBP: 0.339, SLG: 0.441	F F F B B X 2-2 22 1B 22 PB 2-H 1B	C B B F X 2-2 ③ G4-3				B S F X 1-2 ③ 1B	S F B X 1-2 HR 2-H			4	1	3	3	0	0	0
22 Eric Milton, L (1, 1) OBP: 0.239, SLG: 0.341 56 Todd Coffey, R (5, 1) Ryan Franklin, R (7, 1) Todd Hollandsworth, L (7, PH) OBP: 0.246, SLG: 0.421 (8, 9)	L B X 1-1 6 G5-4-3 1-3 1B			C C F S 0-3 ① K			X 0-0 G3 ③ 0-1 P6 ③			2 0 0 2	0 0 0 0	1 0 0 0	0 0 0 0	0 0 0 0	1 0 0 0	0 0 0 0
Inning Stats	R: 6 E: 0 K: 1 S: 21 H: 7 LOB: 1 BB: 1 P: 35	R: 0 E: 0 K: 1 S: 8 H: 1 LOB: 0 BB: 0 P: 14	R: 1 E: 0 K: 1 S: 11 H: 1 LOB: 0 BB: 0 P: 17	R: 0 E: 0 K: 2 S: 8 H: 1 LOB: 0 BB: 0 P: 10	R: 0 E: 0 K: 2 S: 7 H: 0 LOB: 0 BB: 0 P: 11	R: 0 E: 0 K: 1 S: 11 H: 1 LOB: 1 BB: 0 P: 16	R: 7 E: 1 K: 0 S: 22 H: 5 LOB: 0 BB: 2 P: 39	R: 0 E: 0 K: 0 S: 5 H: 0 LOB: 0 BB: 0 P: 8		1B: 9 2B: 6 3B: 0 HR: 2	SF: 0 SAC: 0 DP: 2 HBP: 0					

	AB	36
	R	14
	H	16
	RBI	13
	BB	3
	SO	8
	LOB	9

PITCHER		IP	WLS	BF	H	R	ER	SO	BB	IBB	HBP	BLK	WP	HR	S	P	ERA	WHIP
28 Paul Maholm, L ERA: 4.86	(1, 1)	5.0		23	10	7	7	7	1	0	0	0	0	1	55	87	12.60	2.200
16 Salomon Torres, R ERA: 4.06	(6, 1)	1.1	L	9	4	5	3	1	0	2	0	0	0	0	22	38	20.25	3.000
55 Matt Capps, R ERA: 3.66	(7, 1)	0.2		4	2	2	0	0	0	0	0	0	1	1	11	17	0.00	3.000
Britt Reames, R ERA: 3.38	(8, 1)	1.0		3	0	0	0	0	0	0	0	0	0	0	5	8	0.00	0.000

PITCHER	IP	WLS	BF	H	R	ER	SO	BB	IBB	HBP	BLK	WP	HR	S	P	ERA	WHIP

WP: 1 PB: 1 SB: 2 CS: 1 PA: 39

Batter	1	2	3	4	5	6	7	8	9	AB	R	H	RBI	BB	SO	LOB
6 Chris Duffy, L (1, 8) OBP: 0.261, SLG: 0.258	B B C F X 2-2 E5 2 S		X 0-0 ② B1-3		C X 0-1 2 G4-3 1B			B C B F B X 3-2 ① G6-3		4	0	1	0	0	0	0
2 Jack Wilson, R (1, 6) OBP: 0.315, SLG: 0.388	L C B X 1-2 1-2 1B		B F F X 1-2 1B		B B F B F X 3-2 ② G4-3 1-2			C B B F X 2-2 ② P3		4	0	2	0	0	0	1
12 Freddy Sanchez, R (1, 5) OBP: 0.389, SLG: 0.498	C L F F D F F S 1-3 ① K		C X 0-1 ③ P4		S F F B C 1-3 ③ K			X 0-0 ③ P3		4	0	0	0	0	2	4
Jason Bay, R (1, 7) OBP: 0.406, SLG: 0.547	C B B C F S 2-3 ② K			B C F X 1-2 HR		X 0-0 ① G6-3			C F B X 1-2 ① F8	4	1	1	1	0	1	2
Jeromy Burnitz, L (1, 9) OBP: 0.290, SLG: 0.438	S S B T 1-2 ③ K			B B S S X 2-2 ① F9		C F B X 1-2 ② G3			F B F B X 2-2 ② G4-3	4	0	0	0	0	1	2
Xavier Nady, R (1, 3) OBP: 0.340, SLG: 0.483		B C F X 1-2 ① P2		C F F B F F B F 3-2 B X 1B		B X 1-0 ③ G5-3			B B C X 2-1 1B	4	0	2	0	0	0	0
Jose Castillo, R (1, 4) OBP: 0.322, SLG: 0.423		C F F X 0-2 ② F8		F C F S 0-3 ② K			S T B B F X 2-2 ① G4-3		X 0-0 ③ F9	4	0	0	0	0	1	2
11 Humberto Cota, R (1, 2) OBP: 0.248, SLG: 0.194		C S B B B F F B X 3-2 ③ L8		B F C C 1-3 ③ K			S F B S 1-3 ② K			3	0	0	0	0	2	1
Victor Santos, R (1, 1) OBP: 0.091, SLG: 0.091			B B B C C C 3-3 ① K		C X 0-1 ① F9		S F S 0-3 ③ K			2	0	0	0	0	1	0
Damaso Marte, L (6, 1)										0	0	0	0	0	0	0
José Bautista, R (7, PH) OBP: 0.348, SLG: 0.444										1	0	0	0	0	1	0
55 Matt Capps, R (7, 1)										0	0	0	0	0	0	0
Michael Gonzalez, R (8, 1)										0	0	0	0	0	0	0
Inning Stats	R: 0 E: 1 K: 3 S: 20 H: 1 LOB: 2 BB: 0 P: 27	R: 0 E: 0 K: 0 S: 12 H: 0 LOB: 0 BB: 0 P: 16	R: 0 E: 0 K: 1 S: 9 H: 1 LOB: 1 BB: 0 P: 13	R: 1 E: 0 K: 2 S: 21 H: 2 LOB: 1 BB: 0 P: 28	R: 0 E: 0 K: 1 S: 11 H: 1 LOB: 1 BB: 0 P: 15	R: 0 E: 0 K: 0 S: 5 H: 0 LOB: 0 BB: 0 P: 7	R: 0 E: 0 K: 2 S: 10 H: 0 LOB: 0 BB: 0 P: 13	R: 0 E: 0 K: 0 S: 7 H: 0 LOB: 0 BB: 0 P: 12	R: 0 E: 0 K: 0 S: 9 H: 1 LOB: 1 BB: 0 P: 14	1B: 5 2B: 0 3B: 0 HR: 1	SF: 0 SAC: 0 DP: 0 HBP: 0					

TOP

Pittsburgh Pirates @ Cincinnati Reds

Great American Ball Park, Cincinnati, OH

Sun Aug 20 2006, 1:15 PM EDT
Att. 29,939 - Partly Cloudy - 77 F

livebaseballscorecards.com

AB	34
R	1
H	6
RBI	1
BB	0
SO	9
LOB	12

WP: 0 PB: 0 SB: 1 CS: 0 PA: 34

PITCHER		IP	WLS	BF	H	R	ER	SO	BB	IBB	HBP	BLK	WP	HR	S	P	ERA	WHIP
39 Aaron Harang, R ERA: 3.72	(1, 1)	7.0	W	27	5	1	1	9	0	0	0	0	0	1	88	119	1.29	0.714
Scott Schoeneweis, L ERA: 6.18	(8, 1)	1.0		3	0	0	0	0	0	0	0	0	0	0	7	12	0.00	0.000
25 David Weathers, R ERA: 4.3	(9, 1)	1.0		4	1	0	0	0	0	0	0	0	0	0	9	14	0.00	1.000

PITCHER		IP	WLS	BF	H	R	ER	SO	BB	IBB	HBP	BLK	WP	HR	S	P	ERA	WHIP

Pittsburgh Pirates @ Cincinnati Reds

Great American Ball Park, Cincinnati, OH

Sun Aug 20 2006, 1:15 PM EDT

Att. 29,939 - Partly Cloudy - 77 F

BOTTOM

livebaseballscorecards.com

Batter	1	2	3	4	5	6	7	8	9	AB	R	H	RBI	BB	SO	LOB
6 Ryan Freel, R (1, 8) OBP: 0.384, SLG: 0.429	F7		HR; 1B	2B; 1B		F8		K		5	1	2	0	0	1	2
Scott Hatteberg, L (1, 3) OBP: 0.408, SLG: 0.487	G5-3		1 SAFE; 1 SAFE; CS2P 1 SAFE; 1-H HR	SBCBDX; 1-3 2-H 2B		0-0 F7		FCBFBDFX; F7		5	1	2	3	0	0	2
12 Edwin Encarnación, R (1, 5) OBP: 0.385, SLG: 0.552 9 Juan Castro, R (9, 6) OBP: 0.279, SLG: 0.356	0-0 1B		FBBBB; HR BB	CBBFBT; K		CFBBBFFS; 3-3 K				3 0	1 0	1 0	0 0	1 0	2 0	2 0
Adam Dunn, L (1, 7) OBP: 0.376, SLG: 0.544	B; 1 SAFE; 1 SAFE; TF1FC; 1-3 K		BCDBX; 1-H HR	IIII; IBB			TCBBS; 2-3 K			3	1	1	2	1	2	1
Rich Aurilia, R (1, 6) (9, 5) OBP: 0.333, SLG: 0.513		CEBFFBX; 2-2 4 2B 1B	BX; 1-0 4 G5-4-3 1B	CBDX; 2-1 F9			FBBX; 2-1 G6-3			4	0	2	0	0	0	3
Todd Hollandsworth, L (1, 9) OBP: 0.240, SLG: 0.411		CFS; 0-3 K	X; 0-0 L7		X; 0-0 G3-1		BFBX; 2-1 G3-1			4	0	0	0	0	1	2
4 Brandon Phillips, R (1, 4) OBP: 0.341, SLG: 0.444		1 SAFE; BX; 1-0 1-3 2B	BCX; 1-1 G5-4-3 1-2f		X; 0-0 1B			SBST; 1-2 K		4	0	2	0	0	1	1
Jason LaRue, R (1, 2) OBP: 0.313, SLG: 0.293		BCCS; 1-3 K		FBBCH; 3-2 6 1B 2B HBP	C1 SAFE; FB1FS; 1-3 K			BSCBBFB; 4-2 1B BB		2	1	0	0	1	2	3
39 Aaron Harang, R (1, 1) OBP: 0.179, SLG: 0.148 Scott Schoeneweis, L (8, 1) Norris Hopper, R (8, PH) OBP: 1.000, SLG: 1.000 25 David Weathers, R (9, 1)		SSBFS; 1-3 K		X; 0-0 B3	SBSBS; 2-3 K			CBX; 1-1 1-2 1B		3 0 1 0	0 0 0 0	0 0 1 0	0 0 0 0	0 0 0 0	2 0 0 0	4 0 0 0
Inning Stats	R: 0 E: 0 K: 1 S: 12 H: 1 LOB: 1 BB: 0 P: 15	R: 0 E: 0 K: 3 S: 16 H: 2 LOB: 2 BB: 0 P: 21	R: 4 E: 0 K: 0 S: 11 H: 4 LOB: 0 BB: 1 P: 20	R: 1 E: 0 K: 1 S: 12 H: 2 LOB: 3 BB: 1 P: 27	R: 0 E: 0 K: 2 S: 9 H: 1 LOB: 1 BB: 0 P: 12	R: 0 E: 0 K: 1 S: 9 H: 0 LOB: 0 BB: 0 P: 13	R: 0 E: 0 K: 1 S: 7 H: 0 LOB: 0 BB: 0 P: 13	R: 0 E: 0 K: 2 S: 17 H: 1 LOB: 2 BB: 1 P: 27		1B: 7 2B: 2 3B: 0 HR: 2	SF: 0 SAC: 0 DP: 1 HBP: 1				WP: 0 PB: 0 SB: 0 CS: 0	PA: 38	

PITCHER		IP	WLS	BF	H	R	ER	SO	BB	IBB	HBP	BLK	WP	HR	S	P	ERA	WHIP
Victor Santos, R ERA: 5.65	(1, 1)	5.0	L	27	10	5	5	7	1	1	1	0	0	2	60	95	9.00	2.200
Damaso Marte, L ERA: 4.09	(6, 1)	1.0		3	0	0	0	1	0	0	0	0	0	0	9	13	0.00	0.000
55 Matt Capps, R ERA: 3.6	(7, 1)	1.0		3	0	0	0	1	0	0	0	0	0	0	7	13	0.00	0.000
Michael Gonzalez, L ERA: 2.29	(8, 1)	1.0		5	1	0	0	2	1	0	0	0	0	0	17	27	0.00	2.000

PITCHER	IP	WLS	BF	H	R	ER	SO	BB	IBB	HBP	BLK	WP	HR	S	P	ERA	WHIP

AB	34
R	5
H	11
RBI	5
BB	3
SO	11
LOB	20

Batter	1	2	3	4	5	6	7	8	9	AB	R	H	RBI	BB	SO	LOB
6 Chris Duffy, L (1, 8) OBP: 0.267, SLG: 0.263	C B S S 1-3 ① K		F S B S 1-3 ② K			C X 0-1 1B		X 0-0 1-2 1B		4	0	2	0	0	2	0
2 Jack Wilson, R (1, 6) OBP: 0.312, SLG: 0.385	C B X 1-1 ② G4-3		C X 0-1 ③ G5-3			1 SAFE C B F 1 B F X 2-2 ② F8		B B C S B X 3-2 ③ G5-3		4	0	0	0	0	0	3
12 Freddy Sanchez, R (1, 4) OBP: 0.386, SLG: 0.493	X 0-0 E6 BB			X 0-0 ① F7		1 SAFE C F X 0-2 ③ G6-3			X 0-0 ① F9	4	0	0	0	0	0	1
Jason Bay, R (1, 7) OBP: 0.404, SLG: 0.543	B B F B B 4-1 1-2 BB			C S B B B X 3-2 ② G6-3			S B S C 1-3 ① K		B C C B F S 2-3 ② K	3	0	0	0	1	2	0
Jeromy Burnitz, L (1, 9) OBP: 0.289, SLG: 0.435	S S X 0-2 ③ P6			B B X 2-0 ③ F8			S B S B S 2-3 ② K		B F B B X 2-1 1B	4	0	1	0	0	1	2
Xavier Nady, R (1, 3) OBP: 0.336, SLG: 0.477		F B C B X 2-2 ① F7			F B S X 1-2 ① F8		B B F F X 2-2 ③ F7		X 0-0 ③ F8	4	0	0	0	0	0	1
Joe Randa, R (1, 5) OBP: 0.324, SLG: 0.399		C F F C 0-3 ② K			C B X 1-1 ② F7			B X 1-0 ① G1-3		3	0	0	0	0	1	0
26 Ronny Paulino, R (1, 2) OBP: 0.360, SLG: 0.399		C F F S 0-3 ③ K			C B B C B C 3-3 ③ K			C B S C 1-3 ② K		3	0	0	0	0	3	0
57 Zach Duke, L (1, 1) OBP: 0.218, SLG: 0.259 Jose Castillo, R (8, PH) OBP: 0.324, SLG: 0.424 Britt Reames, R (8, 1)			C C S 0-3 ① K			C F B F B S 2-3 ① K		B F X 1-1 6 1B 1B		2 1 0	0 0 0	0 1 0	0 0 0	0 0 0	2 0 0	0 0 0
Inning Stats	R: 0 E: 1 K: 1 S: 10 H: 0 LOB: 2 BB: 1 P: 16	R: 0 E: 0 K: 2 S: 11 H: 0 LOB: 0 BB: 0 P: 13	R: 0 E: 0 K: 2 S: 8 H: 0 LOB: 0 BB: 0 P: 9	R: 0 E: 0 K: 0 S: 5 H: 0 LOB: 0 BB: 0 P: 10	R: 0 E: 0 K: 1 S: 8 H: 0 LOB: 0 BB: 0 P: 13	R: 0 E: 0 K: 1 S: 14 H: 1 LOB: 1 BB: 0 P: 18	R: 0 E: 0 K: 2 S: 9 H: 0 LOB: 0 BB: 0 P: 14	R: 0 E: 0 K: 1 S: 10 H: 2 LOB: 2 BB: 0 P: 16	R: 0 E: 0 K: 1 S: 8 H: 1 LOB: 1 BB: 0 P: 12	1B: 4 2B: 0 3B: 0 HR: 0 SF: 0 SAC: 0 DP: 0 HBP: 0						

TOP

Pittsburgh Pirates @ Atlanta Braves

Turner Field, Atlanta, GA

Mon Aug 21 2006, 7:05 PM EDT
Att. 21,898 - Cloudy - 90 F

livebaseballscorecards.com

AB	32
R	0
H	4
RBI	0
BB	1
SO	11
LOB	7

WP: 0 PB: 0 SB: 0 CS: 0 PA: 33

PITCHER		IP	WLS	BF	H	R	ER	SO	BB	IBB	HBP	BLK	WP	HR	S	P	ERA	WHIP
29 John Smoltz, R ERA: 3.46	(1, 1)	8.0	W	29	3	0	0	10	1	0	0	0	0	0	75	109	0.00	0.500
28 Bob Wickman, R ERA: 2.93	(9, 1)	1.0	S	4	1	0	0	1	0	0	0	0	0	0	8	12	0.00	1.000

PITCHER		IP	WLS	BF	H	R	ER	SO	BB	IBB	HBP	BLK	WP	HR	S	P	ERA	WHIP

BOTTOM

Pittsburgh Pirates @ Atlanta Braves

Turner Field, Atlanta, GA

Mon Aug 21 2006, 7:05 PM EDT

Att. 21,898 - Cloudy - 90 F

livebaseballscorecards.com

Batter	1	2	3	4	5	6	7	8	9	AB	R	H	RBI	BB	SO	LOB
24 Martín Prado, R (1, 4) OBP: 0.455, SLG: 0.667	G3-1		2-2 11 2B 2-3 1B		0-0 2-H 3-H 2B			G1-3		4	0	2	2	0	0	0
11 Edgar Renteria, R (1, 6) OBP: 0.375, SLG: 0.438	G3-1		1-1 1-H 3-H 2B		0-1 F9			1-0 F9		4	0	1	1	0	0	1
10 Chipper Jones, S (1, 5) OBP: 0.405, SLG: 0.566	G4-3		0-0 G3		1-0 G6-3			3-2 WP 1B		4	0	1	0	0	0	2
Andruw Jones, R (1, 8) OBP: 0.357, SLG: 0.519		2-2 F8		2-2 G5-3		1-2 G5-3		1-1 G5-3 1-2		4	0	0	0	0	0	1
7 Jeff Francoeur, R (1, 9) OBP: 0.285, SLG: 0.454		0-1 2B		1-1 1B		1-2 P2				3	0	2	0	0	0	0
16 Brian McCann, L (1, 2) OBP: 0.398, SLG: 0.563		2-3 K		2-0 L8		2-1 G6-3				3	0	0	0	0	1	1
23 Matt Diaz, R (1, 7) OBP: 0.370, SLG: 0.500 Ryan Langerhans, L (8, 7) OBP: 0.340, SLG: 0.376		2-0 L4			0-0 29 SH2-4 BB 24 2B 1B			1-0 G6-3		3 1 0 0	1 0	1 0	0 0	0 0	0 0	1 0
Adam LaRoche, L (1, 3) OBP: 0.348, SLG: 0.550			3-1 24 1B 29 SH1-4 11 2B 1B		4-2 SAFE 29 SH2-4 1-2 24 2B BB			1-2 F8		2	2	1	0	1	0	0
29 John Smoltz, R (1, 1) OBP: 0.196, SLG: 0.208 28 Bob Wickman, R (9, 1)			0-0 SH1-4 1-2		0-0 SH2-4 1-2 2-3			0-0 G3		1 0	0	0	0	0	0	0 0
Inning Stats	R: 0 E: 0 K: 0 S: 5 H: 0 LOB: 0 BB: 0 P: 6	R: 0 E: 0 K: 1 S: 10 H: 1 LOB: 1 BB: 0 P: 16	R: 1 E: 0 K: 0 S: 10 H: 3 LOB: 1 BB: 0 P: 16	R: 0 E: 0 K: 0 S: 6 H: 1 LOB: 0 BB: 0 P: 11	R: 2 E: 0 K: 0 S: 9 H: 2 LOB: 1 BB: 1 P: 14	R: 0 E: 0 K: 0 S: 8 H: 0 LOB: 0 BB: 0 P: 12	R: 0 E: 0 K: 0 S: 6 H: 0 LOB: 0 BB: 0 P: 8	R: 0 E: 0 K: 0 S: 9 H: 1 LOB: 1 BB: 0 P: 17		1B: 5 2B: 3 3B: 0 HR: 0	SF: 0 SAC: 2 DP: 0 HBP: 0					

PITCHER		IP	WLS	BF	H	R	ER	SO	BB	IBB	HBP	BLK	WP	HR	S	P	ERA	WHIP
57 Zach Duke, L ERA: 4.94	(1, 1)	7.0	L	27	7	3	3	1	1	0	0	0	0	0	54	83	3.86	1.143
Britt Reames, R ERA: 2.45	(8, 1)	1.0		4	1	0	0	0	0	0	0	0	1	0	9	17	0.00	1.000

PITCHER	IP	WLS	BF	H	R	ER	SO	BB	IBB	HBP	BLK	WP	HR	S	P	ERA	WHIP

Batter	1	2	3	4	5	6	7	8	9	AB	R	H	RBI	BB	SO	LOB
6 Chris Duffy, L (1, 8) OBP: 0.270, SLG: 0.269	C F F B F X 1-2 G1-5-3 ①		D X 1-0 G4-3 ② 2-3		B D X 2-0 E6 2-3			B B B 4-0 2 S 12 1B BB	C X 0-1 2B	4	1	1	0	1	0	2
2 Jack Wilson, R (1, 6) OBP: 0.311, SLG: 0.381	B F F B X 2-2 G6-3 ②		B X 1-0 G6-3 ③		B X 1-0 F7 ③			B F F 1 SAFE B B B 4-2 12 1B 1-2 1B BB	C B B S F X 2-2 P4 ③	4	1	0	0	1	0	4
12 Freddy Sanchez, R (1, 5) (8, 4) OBP: 0.385, SLG: 0.491	B C B F X 2-2 L3 ③			C X 0-1 G1-3 ①		F B F B B F F F F X 3-2 G4-3 ①		B B B C F F X 3-2 1B 1-3 2-H 1B		4	1	1	1	0	0	0
Jason Bay, R (1, 7) OBP: 0.403, SLG: 0.541		C B B F F F B S 3-3 K ①		F B X 1-1 L8 ②		B B B C S T 3-2 K ②		B C C X 1-2 26 1B 1-2 3-H 1B		4	1	1	1	0	2	0
Xavier Nady, R (1, 3) OBP: 0.338, SLG: 0.478		C B C X 1-2 26 FC6 1B		X 0-0 G4-3 ③		B S F F X 1-2 F9 ③		B B F S X 2-2 26 E 26 1B 1-2 2-H 1B		4	0	2	1	0	0	0
26 Ronny Paulino, R (1, 2) OBP: 0.361, SLG: 0.401		X 0-0 FC6 ② 1-2f			X 0-0 FC6-4 1B		B X 1-0 L9 ①	B X 1-0 E8 G6-3 1-3 2-H 1B		4	0	2	1	0	0	1
Jose Castillo, R (1, 4) OBP: 0.321, SLG: 0.420 55 Matt Capps, R (8, 1) Michael Gonzalez, R (9, 1)		C X 0-1 F9 ③			1 SAFE T X 0-1 FC6-4 ① 1-2f 2B		S X 0-1 G6-3 ②	X 0-0 G6-3 ②③ 1-2f		4 0 0	1 0 0	0 0 0	0 0 0	0 0 0	0 0 0	4 0 0
José Bautista, R (1, 9) OBP: 0.350, SLG: 0.448			F C X 0-2 6 G4-3 SH3-4 1B		B X 1-0 6 E 1-H 2B		C B B B S S 3-3 K ③		C B C S 1-3 K ①	4	0	2	1	0	2	0
Shawn Chacon, R (1, 1) 34 John Grabow, L (6, 1) 16 Salomon Torres, R (7, 1) OBP: 0.250, SLG: 0.250 Damaso Marte, L (7, 1) Joe Randa, R (8, PH) OBP: 0.321, SLG: 0.394 (8, 5)			B C X 1-1 SH3-4 ① 1-2		X 0-0 G1-3 ②			B C T T X 1-2 F9 ①	C F B B F S 2-3 K ②	1 0 0 0 2	0 0 0 0 0	0 0 0 0 0	0 0 0 0 1	0 0 0 0 0	0 0 0 0 1	1 0 0 0 0
Inning Stats	R: 0 E: 0 K: 0 S: 11 H: 0 LOB: 0 BB: 0 P: 16	R: 0 E: 0 K: 1 S: 11 H: 1 LOB: 1 BB: 0 P: 15	R: 0 E: 0 K: 0 S: 7 H: 1 LOB: 1 BB: 0 P: 10	R: 0 E: 0 K: 0 S: 5 H: 0 LOB: 0 BB: 0 P: 6	R: 1 E: 1 K: 0 S: 7 H: 2 LOB: 2 BB: 0 P: 11	R: 0 E: 0 K: 1 S: 13 H: 0 LOB: 0 BB: 0 P: 20	R: 0 E: 0 K: 1 S: 6 H: 0 LOB: 0 BB: 0 P: 10	R: 4 E: 1 K: 0 S: 18 H: 4 LOB: 1 BB: 2 P: 34	R: 0 E: 0 K: 2 S: 13 H: 1 LOB: 1 BB: 0 P: 18	1B: 7 2B: 2 3B: 0 HR: 0 SF: 0 SAC: 1 DP: 1 HBP: 0							

PITCHER		IP	WLS	BF	H	R	ER	SO	BB	IBB	HBP	BLK	WP	HR	S	P	ERA	WHIP
Oscar Villarreal, R ERA: 3.97	(1, 1)	5.0		20	4	1	1	1	0	0	0	0	0	0	41	58	1.80	0.800
54 Chad Paronto, R ERA: 2.49	(6, 1)	1.0		3	0	0	0	1	0	0	0	0	0	0	13	20	0.00	0.000
Tyler Yates, R ERA: 4.45	(7, 1)	1.0		3	0	0	0	1	0	0	0	0	0	0	6	10	0.00	0.000
Danys Baez, R ERA: 4.53	(8, 1)	0.1	L	5	2	4	4	0	2	0	0	0	0	0	13	26	108.00	12.000
Ken Ray, R ERA: 4.02	(8, 1)	0.2		3	2	0	0	0	0	0	0	0	0	0	5	8	0.00	3.000

PITCHER		IP	WLS	BF	H	R	ER	SO	BB	IBB	HBP	BLK	WP	HR	S	P	ERA	WHIP
Kevin Barry, R ERA: 6.75	(9, 1)	1.0		4	1	0	0	2	0	0	0	0	0	0	13	18	0.00	1.000

TOP

Pittsburgh Pirates @ Atlanta Braves

Turner Field, Atlanta, GA

Tue Aug 22 2006, 7:35 PM EDT
Att. 21,830 - Overcast - 76 F

livebaseballscorecards.com

AB	35
R	5
H	9
RBI	5
BB	2
SO	5
LOB	12

WP: 0 PA: 38
PB: 0
SB: 1
CS: 0

BOTTOM

Pittsburgh Pirates @ Atlanta Braves

Turner Field, Atlanta, GA

Tue Aug 22 2006, 7:35 PM EDT
Att. 21,830 - Overcast - 76 F

Batter	1	2	3	4	5	6	7	8	9	AB	R	H	RBI	BB	SO	LOB
4 Pete Orr, L (1, 4) OBP: 0.269, SLG: 0.365	CBFT 1-2 K		CX 0-1 2B		BBBCB 4-1 BB 11 B1-3 BB		BLX 1-1 ① SH3-4 2-3	BBFCFFX 2-2 1-3 2-H 1B		2	0	1	0	1	1	0
24 Martín Prado, R (7, PH) OBP: 0.500, SLG: 0.700 (8, 4)										1	0	1	1	0	0	0
11 Edgar Renteria, R (1, 6) OBP: 0.374, SLG: 0.434	BBBCX 3-1 ② F9		BOFBB 4-1 BB		C 1 SAFE 1 SAFE X 0-1 ① B1-3 1-2		X 0-0 ② G5-3	CX 0-1 ③ G4-3		4	0	0	0	1	0	4
10 Chipper Jones, S (1, 5) OBP: 0.407, SLG: 0.567	CBBSX 2-2 PB 2B		BX 1-0 ③ P5		CBBFBB 4-2 BB		I I I I 4-0 1B IBB		FSBFS 1-3 ① K	3	0	1	0	2	1	2
Andruw Jones, R (1, 8) OBP: 0.359, SLG: 0.518	BCDCBX 3-2 ③ F7 2-3			FFBH 2-2 BB HBP	BBBB 4-0 16 G3-6-1 1-2 2-3 BB		BBCX 2-1 1-2 3-H 1B		CCFBBFBS 3-3 ② K	3	0	1	1	1	1	1
16 Brian McCann, L (1, 2) OBP: 0.392, SLG: 0.554		FSSFFBBC 2-3 ① K		D X 1-0 ① P4	X 0-0 ②③ G3-6-1 1-2f		BCBFFFX 2-2 ③ F7		BSBX 2-1 ③ F7	5	0	0	0	0	1	6
7 Jeff Francoeur, R (1, 9) OBP: 0.283, SLG: 0.450		X 0-0 ② G6-3		SCBFFX 1-2 ② P5		X 0-0 ① G5-3		CX 0-1 ① G1-3		4	0	0	0	0	0	1
Adam LaRoche, L (1, 3) OBP: 0.350, SLG: 0.548		BBX 2-0 ③ F8		C 1 SAFE B 1 SAFE BFFDD 4-2 1-2 BB		CSBBS 2-3 ② K		CBX 1-1 23 1B 24 1B 1B		3	1	1	0	1	1	0
Ryan Langerhans, L (1, 7) OBP: 0.341, SLG: 0.375			FH 1-1 B5-6-4 HBP	BCX 1-1 ③ F9		BSST 1-2 ③ K		FFFX 0-2 24 1B 1-2 1B		1	0	0	0	0	0	2
23 Matt Diaz, R (6, PH) OBP: 0.371, SLG: 0.500 (7, 7)										2	0	1	0	0	1	0
Oscar Villarreal, L (1, 1) Tony Pena Jr., R (5, PH) 54 Chad Paronto, R (6, 1) Tyler Yates, R (7, 1) Marcus Giles, R (7, PH) Danys Baez, R (8, 1) Ken Ray, R (8, 1) Todd Pratt, R (8, PH) Kevin Barry, R (8, 1)			BMX 1-1 ①② B5-6-4 1-2f		BCBX 2-1 HR		BCBX 2-1 24 SH3-4 1B 2B	SCX 0-2 ② L3		1 1 0 0 1 0 0 1 0	0 1 0 0 1 0 0 0 0	0 1 0 0 1 0 0 0 0	0 1 0 0 1 0 0 0 0	0 0 0 0 0 0 0 0 0	0 0 0 0 0 0 0 0 0	1 0 0 0 0 0 0 2 0	1 0 0 0 0 0 0 0 0
Inning Stats	R: 0 E: 0 K: 1 S: 11 H: 1 LOB: 1 BB: 0 P: 20	R: 0 E: 0 K: 1 S: 7 H: 0 LOB: 0 BB: 0 P: 11	R: 0 E: 0 K: 0 S: 7 H: 1 LOB: 2 BB: 1 P: 14	R: 0 E: 0 K: 0 S: 13 H: 0 LOB: 2 BB: 1 P: 22	R: 1 E: 0 K: 0 S: 8 H: 1 LOB: 2 BB: 3 P: 22	R: 0 E: 0 K: 2 S: 7 H: 0 LOB: 0 BB: 0 P: 10	R: 1 E: 0 K: 0 S: 12 H: 2 LOB: 2 BB: 1 P: 23	R: 1 E: 0 K: 0 S: 18 H: 3 LOB: 2 BB: 0 P: 21	R: 0 E: 0 K: 2 S: 11 H: 0 LOB: 0 BB: 0 P: 17	1B: 4 2B: 3 3B: 0 HR: 1	SF: 0 SAC: 1 DP: 2 HBP: 2					

	AB	32
	R	3
	H	8
	RBI	3
	BB	6
	SO	6
	LOB	19

livebaseballscorecards.com

PITCHER		IP	WLS	BF	H	R	ER	SO	BB	IBB	HBP	BLK	WP	HR	S	P	ERA	WHIP
Shawn Chacon, R ERA: 6.99	(1, 1)	5.0		23	3	1	1	2	5	0	2	0	0	1	46	89	1.80	1.600
34 John Grabow, L ERA: 4.02	(6, 1)	1.0		4	1	1	1	2	0	0	0	0	0	0	9	14	9.00	1.000
16 Salomon Torres, R ERA: 4.02	(7, 1)	0.2		4	1	0	0	0	0	1	0	0	0	0	5	12	0.00	1.500
Damaso Marte, L ERA: 4.06	(7, 1)	0.1	W	1	0	0	0	0	0	0	0	0	0	0	5	7	0.00	0.000
55 Matt Capps, R ERA: 3.68	(8, 1)	1.0	H	6	3	1	1	0	0	0	0	0	0	0	18	21	9.00	3.000

PITCHER		IP	WLS	BF	H	R	ER	SO	BB	IBB	HBP	BLK	WP	HR	S	P	ERA	WHIP
Michael Gonzalez, L ERA: 2.25	(9, 1)	1.0	S	3	0	0	0	2	0	0	0	0	0	0	11	17	0.00	0.000

1B: 4	SF: 0	WP: 0	PA: 41
2B: 3	SAC: 1	PB: 1	
3B: 0	DP: 2	SB: 0	
HR: 1	HBP: 2	CS: 0	

Batter	1	2	3	4	5	6	7	8	9	AB	R	H	RBI	BB	SO	LOB
6 Chris Duffy, L (1, 8) OBP: 0.268, SLG: 0.278	C F F X 0-2 G3		B L B B X 3-1 G6-3		B S X 1-1 3-H 3B		C B F F X 1-2 G6-3		1 SAFE F 1 SAFE 1 SAFE F B B F F 2-3 F F S 1-2 K	5	0	1	1	0	1	1
2 Jack Wilson, R (1, 6) OBP: 0.313, SLG: 0.381	B C C S 1-3 K			B X 1-0 12 FC6 2B 1B	C F B F F F B F B 4-2 F B 12 G6-4-3 BB		B C B X 2-1 G6-3			3	1	1	0	1	1	0
12 Freddy Sanchez, R (1, 5) OBP: 0.384, SLG: 0.495	B T F X 1-2 L6			X 0-0 FC6 2B 1-2	1 SAFE C X 0-1 G6-4-3 1-2f		B B F B X 3-1 HR			4	1	1	1	0	0	3
Jason Bay, R (1, 7) OBP: 0.404, SLG: 0.549		F X 0-1 HR		C D C B X 2-2 G5-3 1-3 2-H 2B		C C S 0-3 K	T S B B B F X 3-2 G4-3			4	1	2	2	0	1	0
Xavier Nady, R (1, 3) OBP: 0.337, SLG: 0.475		C S S 0-3 K		C C S 0-3 K		F X 0-1 26 1B SF8 1B		F S S 0-3 K		4	1	1	0	0	3	2
26 Ronny Paulino, R (1, 2) OBP: 0.363, SLG: 0.400		C B B X 2-1 G5-3		I I I 4-0 IBB		1 SAFE B B B C F X 3-2 2B 1-3 1B		B C B F S S 2-3 K		3	0	1	0	1	1	0
Jose Castillo, R (1, 4) OBP: 0.318, SLG: 0.417		C F X 0-2 F8		S X 0-1 G5-3 2-3f		B X 1-0 SF8 3-H		F S B S 1-3 K		3	0	0	1	0	1	3
José Bautista, R (1, 9) OBP: 0.352, SLG: 0.455			X 0-0 P3		C F B B F B X 3-2 45 SH3-4 6 3B 2B	B X 1-0 1-3 2B			B F F B X 2-2 F8	4	1	2	0	0	0	0
45 Ian Snell, R (1, 1) OBP: 0.116, SLG: 0.098 34 John Grabow, L (6, 1) 55 Matt Capps, R (6, 1) 16 Salomon Torres, R (7, 1) OBP: 0.250, SLG: 0.250 41 Ryan Doumit, S (9, PH) OBP: 0.270, SLG: 0.404 10 Rajai Davis, R (9, PR) Michael Gonzalez, R (9, 1)			B C X 1-1 G1-3		X 0-0 SH3-4 2-3	F S B S 1-3 K			B B X 2-0 E4 6 CS	2 0 0 0 1 0 0	0 0 0 0 0 0 0	0 0 0 0 0 0 0	0 0 0 0 0 0 0	0 0 0 0 0 0 0	1 0 0 0 0 0 0	2 0 0 0 0 0 0
Inning Stats	R: 0 E: 0 K: 1 S: 10 H: 0 LOB: 0 BB: 0 P: 12	R: 1 E: 0 K: 1 S: 10 H: 1 LOB: 0 BB: 0 P: 12	R: 0 E: 0 K: 0 S: 5 H: 0 LOB: 0 BB: 0 P: 9	R: 1 E: 0 K: 1 S: 10 H: 2 LOB: 2 BB: 1 P: 17	R: 1 E: 0 K: 0 S: 16 H: 2 LOB: 1 BB: 1 P: 24	R: 1 E: 0 K: 2 S: 13 H: 3 LOB: 2 BB: 0 P: 19	R: 1 E: 0 K: 0 S: 12 H: 1 LOB: 0 BB: 0 P: 21	R: 0 E: 0 K: 3 S: 10 H: 0 LOB: 0 BB: 0 P: 13	R: 0 E: 1 K: 1 S: 11 H: 0 LOB: 1 BB: 0 P: 17	1B: 3 2B: 3 3B: 1 HR: 2	SF: 1 SAC: 1 DP: 2 HBP: 0			WP: 0 PB: 0 SB: 0 CS: 1		PA: 37	

PITCHER	IP	WLS	BF	H	R	ER	SO	BB	IBB	HBP	BLK	WP	HR	S	P	ERA	WHIP
15 Tim Hudson, R (1, 1) ERA: 4.82	6.0		27	8	4	4	5	1	1	0	0	0	1	64	93	6.00	1.500
54 Chad Paronto, R (7, 1) ERA: 2.64	1.0	L	4	1	1	1	0	0	0	0	0	0	1	12	21	9.00	1.000
Tyler Yates, R (8, 1) ERA: 4.32	1.0		3	0	0	0	3	0	0	0	0	0	0	10	13	0.00	0.000
Ken Ray, R (9, 1) ERA: 3.95	1.0		3	0	0	0	1	0	0	0	0	0	0	11	17	0.00	0.000

PITCHER	IP	WLS	BF	H	R	ER	SO	BB	IBB	HBP	BLK	WP	HR	S	P	ERA	WHIP

TOP

Pittsburgh Pirates @ Atlanta Braves

Turner Field, Atlanta, GA

Wed Aug 23 2006, 7:35 PM EDT
Att. 23,082 - Cloudy - 85 F

livebaseballscorecards.com

AB	33
R	5
H	9
RBI	5
BB	2
SO	9
LOB	11

Batter	1	2	3	4	5	6	7	8	9	AB	R	H	RBI	BB	SO	LOB
24 Martín Prado, R (1, 4) OBP: 0.400, SLG: 0.538	C X 0-1 G6-3 ①		F B X 1-1 G3-1 ③			B B B C C X 3-2 P3 ①	L 1 SAFE X 0-1 SH3-4 ① 1-2			3	0	0	0	0	0	1
11 Edgar Renteria, R (1, 6) OBP: 0.373, SLG: 0.433	B B F X 2-1 P4 ②			B S F B C 2-3 K ①		C F F B X 1-2 BB 16 1B 1B	B B X 2-0 F7 ②			4	1	1	0	0	1	1
10 Chipper Jones, S (1, 5) OBP: 0.406, SLG: 0.572	F B X 1-1 P5 ③			B B F B X 3-1 HR		B X 1-0 L7 ②	X 0-0 G3-1 ③			4	1	1	1	0	0	2
Andruw Jones, R (1, 8) OBP: 0.358, SLG: 0.515		B X 1-0 G6-3 ①		B C B X 2-1 G6-3 ②		S S 1 SAFE B B B F B 4-2 7 BB 16 1B BB 1-2 BB		C F F X 0-2 G6-3 ①		3	1	0	0	1	0	0
16 Brian McCann, L (1, 2) OBP: 0.393, SLG: 0.552 Tony Pena Jr., R (8, PR) OBP: 0.136, SLG: 0.238 Todd Pratt, R (9, 2) OBP: 0.246, SLG: 0.289		C B X 1-1 F7 ②		F F S 0-3 K ③		B C X 1-1 BB 7 BB 1B 1-2 2-H		B B F B B S B 4-2 7 G6-3 BB		3 0 0	0 0 0	1 0 0	1 0 0	1 0 0	1 0 0	0 0 0
7 Jeff Francoeur, R (1, 9) OBP: 0.283, SLG: 0.448		S B S S 1-3 K ③			C F S 0-3 K ①	B B B C F F F D 4-2 BB 1-2 2-3 BB		B S B S X 2-2 G6-3 ② ③ 1-2f		3	0	0	0	1	2	1
Adam LaRoche, L (1, 3) OBP: 0.351, SLG: 0.554			B F F B S 2-3 K ①		F C F B F B X 2-2 HR	B B B B 4-0 BB 1-2 2-3 3-H			S C S 0-3 K ①	3	1	1	2	1	2	0
23 Matt Diaz, R (1, 7) OBP: 0.369, SLG: 0.495			L B S S X 1-2 15 SH3-4 1B		S F X 0-2 F8 ②	F T F S 0-3 K ③			C F S 0-3 K ②	4	0	1	0	0	2	3
15 Tim Hudson, R (1, 1) OBP: 0.120, SLG: 0.083 54 Chad Paronto, R (7, 1) 4 Pete Orr, L (7, PH) OBP: 0.275, SLG: 0.371 Tyler Yates, R (8, 1) Ken Ray, R (9, 1) Marcus Giles, R (9, PH) OBP: 0.352, SLG: 0.394			X 0-0 SH3-4 ② 1-2		F F S 0-3 K ③		B X 1-0 24 SH3-4 1B		B B F F C 2-3 K ③	1 0 1 0 0 1	0 0 0 0 0 0	0 0 1 0 0 0	0 0 0 0 0 0	1 0 0 0 0 0	0 0 0 0 0 1	0 0 0 0 0 0
Inning Stats	R: 0 E: 0 K: 0 S: 6 H: 0 LOB: 0 BB: 0 P: 9	R: 0 E: 0 K: 1 S: 6 H: 0 LOB: 0 BB: 0 P: 9	R: 0 E: 0 K: 1 S: 9 H: 1 LOB: 1 BB: 0 P: 13	R: 1 E: 0 K: 2 S: 10 H: 1 LOB: 0 BB: 0 P: 17	R: 1 E: 0 K: 2 S: 14 H: 1 LOB: 0 BB: 0 P: 16	R: 2 E: 0 K: 1 S: 21 H: 2 LOB: 3 BB: 3 P: 39	R: 0 E: 0 K: 0 S: 5 H: 1 LOB: 1 BB: 0 P: 8	R: 0 E: 0 K: 0 S: 9 H: 0 LOB: 1 BB: 1 P: 15	R: 0 E: 0 K: 3 S: 9 H: 0 LOB: 0 BB: 0 P: 11	1B: 4 2B: 0 3B: 0 HR: 2	SF: 0 SAC: 2 DP: 1 HBP: 0						

PITCHER		IP	WLS	BF	H	R	ER	SO	BB	IBB	HBP	BLK	WP	HR	S	P	ERA	WHIP
45 Ian Snell, R ERA: 4.58	(1, 1)	5.2		24	5	4	4	6	2	0	0	0	0	2	62	95	6.35	1.235
34 John Grabow, L ERA: 4.02	(6, 1)	0.0	B	1	0	0	0	0	1	0	0	0	0	0	0	4	∞	∞
55 Matt Capps, R ERA: 3.63	(6, 1)	1.0	W	4	1	0	0	1	0	0	0	0	0	0	8	11	0.00	1.000
16 Salomon Torres, R ERA: 3.95	(7, 1)	1.1	H	4	0	0	0	0	1	0	0	0	0	0	10	16	0.00	0.750
Michael Gonzalez, L ERA: 2.21	(9, 1)	1.0	S	3	0	0	0	3	0	0	0	0	0	0	9	11	0.00	0.000

PITCHER	IP	WLS	BF	H	R	ER	SO	BB	IBB	HBP	BLK	WP	HR	S	P	ERA	WHIP

BOTTOM

Pittsburgh Pirates @ Atlanta Braves

Turner Field, Atlanta, GA

Wed Aug 23 2006, 7:35 PM EDT
Att. 23,082 - Cloudy - 85 F

livebaseballscorecards.com

AB	30
R	4
H	6
RBI	4
BB	4
SO	10
LOB	8

1B: 4	SF: 0	WP: 0	PA: 36
2B: 0	SAC: 2	PB: 0	
3B: 0	DP: 1	SB: 0	
HR: 2	HBP: 0	CS: 0	

Batter	1	2	3	4	5	6	7	8	9	AB	R	H	RBI	BB	SO	LOB
Willy Taveras, R (1, 8) OBP: 0.331, SLG: 0.338	BBFBFB 4-2 WP 2S BB		CX 0-1 2 HR 1B	CBCX 1-2 G6-3 ③			X 0-0 2B		C B X 1-1 G3 ②	4	1	2	0	1	0	0
2 Chris Burke, R (1, 7) OBP: 0.360, SLG: 0.454	FB1 SAFE BFS 2-3 K ① 1-2		BB1 SAFE BCX 3-1 1-H HR		CBSX 1-2 17 G6-4-3 1B		BFX 1-1 G6-3 ①		FSFFS 0-3 K ③	5	1	2	2	0	2	2
17 Lance Berkman, S (1, 3) OBP: 0.411, SLG: 0.603	CCX 0-2 F9 ②		X 0-0 G5-3 ①		FFX 0-2 G6-4-3 ①② 1-2f		BX 1-0 G6-3 ②			4	0	0	0	0	0	3
Morgan Ensberg, R (1, 5) OBP: 0.395, SLG: 0.467	BBI 4-0 WP IBB		X 0-0 F8 ②		FBBCBB 4-2 1B BB		BCBSBB 4-2 BB			1	0	0	0	3	0	0
Luke Scott, L (1, 9) OBP: 0.470, SLG: 0.636	SDCBBD 4-2 FC5-4 1-2 2-3 BB		X 0-0 BLK 1B 1B		CBSBX 2-2 1-2 1B		CDSBFFC 2-3 K ③			3	1	2	0	1	1	2
Craig Biggio, R (1, 4) OBP: 0.318, SLG: 0.433	BBBCX 3-1 FC5-4 ③ 1-2f		CCX 0-2 1-H 1B	X 0-0 F8 ③				BCBBX 3-1 P3 ①		4	0	1	1	0	0	5
J.R. House, R (1, 2)		CX 0-1 P4 ①	FX 0-1 G5-3 ③			BBFFFX 2-2 G6-3 ①		CBBFFBX 3-2 G4-3 ②		3	0	0	0	0	0	1
Orlando Palmeiro, L (8, PH) OBP: 0.278, SLG: 0.289										1	0	0	0	0	0	0
Brad Ausmus, R (8, 2) OBP: 0.295, SLG: 0.282										0	0	0	0	0	0	0
28 Adam Everett, R (1, 6) OBP: 0.287, SLG: 0.344		CBBFX 2-2 G3-1 ②		X 0-0 F8 ①		BCX 1-1 G6-3 ②		CFBBX 2-2 G6-3 ③		4	0	0	0	0	0	0
51 Wandy Rodriguez, S (1, 1) OBP: 0.114, SLG: 0.088		BCFBBX 3-2 L1 ③		CSX 0-2 G3-1 ②		FCX 0-2 G1-3 ③			FFX 0-2 F7 ①	3	0	0	0	0	0	0
Chad Qualls, R (6, 1)										0	0	0	0	0	0	0
54 Brad Lidge, R (8, 1)										0	0	0	0	0	0	0
16 Jason Lane, R (9, PH) OBP: 0.333, SLG: 0.394										1	0	0	0	0	0	0
Inning Stats	R: 0 E: 0 K: 1 S: 12 H: 0 LOB: 3 BB: 3 P: 29	R: 0 E: 0 K: 0 S: 8 H: 0 LOB: 0 BB: 0 P: 13	R: 3 E: 0 K: 0 S: 12 H: 4 LOB: 1 BB: 0 P: 15	R: 0 E: 0 K: 0 S: 7 H: 0 LOB: 0 BB: 0 P: 8	R: 0 E: 0 K: 0 S: 12 H: 2 LOB: 2 BB: 1 P: 19	R: 0 E: 0 K: 0 S: 9 H: 0 LOB: 0 BB: 0 P: 12	R: 0 E: 0 K: 1 S: 11 H: 1 LOB: 2 BB: 1 P: 19	R: 0 E: 0 K: 0 S: 9 H: 0 LOB: 0 BB: 0 P: 17	R: 0 E: 0 K: 1 S: 10 H: 0 LOB: 0 BB: 0 P: 11	1B: 5 2B: 1 3B: 0 HR: 1 SF: 0 SAC: 0 DP: 1 HBP: 0						

TOP

Houston Astros @ Pittsburgh Pirates

PNC Park, Pittsburgh, PA

Thu Aug 24 2006, 7:05 PM EDT

Att. 32,345 - Partly Cloudy - 79 F

livebaseballscorecards.com

AB	33
R	3
H	7
RBI	3
BB	5
SO	3
LOB	13

WP: 1 PB: 0 SB: 1 CS: 0 PA: 38

PITCHER		IP	WLS	BF	H	R	ER	SO	BB	IBB	HBP	BLK	WP	HR	S	P	ERA	WHIP
28 Paul Maholm, L ERA: 4.82	(1, 1)	6.2	W	30	7	3	3	1	3	1	0	1	1	1	64	102	4.05	1.500
55 Matt Capps, R ERA: 3.63	(7, 1)	0.0		1	0	0	0	0	1	0	0	0	0	0	2	6	∞	∞
Damaso Marte, L ERA: 4.03	(7, 1)	0.1	H	1	0	0	0	1	0	0	0	0	0	0	5	7	0.00	0.000
16 Salomon Torres, R ERA: 3.89	(8, 1)	1.0	H	3	0	0	0	0	0	0	0	0	0	0	9	17	0.00	0.000
Michael Gonzalez, L ERA: 2.17	(9, 1)	1.0	S	3	0	0	0	1	0	0	0	0	0	0	10	11	0.00	0.000

PITCHER	IP	WLS	BF	H	R	ER	SO	BB	IBB	HBP	BLK	WP	HR	S	P	ERA	WHIP

BOTTOM

Houston Astros @ Pittsburgh Pirates

PNC Park, Pittsburgh, PA

Thu Aug 24 2006, 7:05 PM EDT

Att. 32,345 - Partly Cloudy - 79 F

livebaseballscorecards.com

Batter	1	2	3	4	5	6	7	8	9	AB	R	H	RBI	BB	SO	LOB
6 Chris Duffy, L (1, 8) OBP: 0.273, SLG: 0.283	B B C F S 2-3 ① K			C S X 0-2 WP 2B 1B		L F X 0-2 2 S 12 1B 1B	F S C 0-3 ② K			4	2	2	0	0	2	0
2 Jack Wilson, R (1, 6) OBP: 0.312, SLG: 0.378	B B F B F F X 3-2 ② F8			C L 1 B F 1 F S SAFE 1-3 ① K		C S S 0-3 ① K 1-2	S B B S B F F B 4-2 BB			3	0	0	0	1	2	2
12 Freddy Sanchez, R (1, 5) OBP: 0.383, SLG: 0.493	B C F F S 1-3 ③ K			1 SAFE B B B F 1 SAFE X 2-1 ② F8		B B C X 2-1 1B 26 1B 2-H 1B	B B X 2-0 ③ G5-3			4	1	1	1	0	1	2
Jason Bay, R (1, 7) OBP: 0.407, SLG: 0.553		X 0-0 ① F9		D B C D X 3-1 1-H 2B		1 SAFE X 0-0 26 1B 1-3 SF9 1B		C F B B X 2-2 26 S 1B		4	1	3	1	0	0	0
Xavier Nady, R (1, 3) OBP: 0.339, SLG: 0.474		C X 0-1 26 G4-6-3 1B		F B S B X 2-2 ③ G5-3		C H 1-1 26 1B 1B HBP		1 SAFE C S F 1 S SAFE 0-3 ① K		3	1	1	0	0	1	2
26 Ronny Paulino, R (1, 2) OBP: 0.364, SLG: 0.401		X 0-0 ② ③ G4-6-3 1-2f			B T X 1-1 G4-6-3 1B	X 0-0 1-2 2-3 3-H 1B		F S D F F S 1-3 ② K 1-2		4	0	2	1	0	1	2
José Bautista, R (1, 9) OBP: 0.348, SLG: 0.451			C B C C 1-3 ① K		F F D X 1-2 ① ② G4-6-3 1-2f	C F X 0-2 ② SF9 3-H		D X 1-0 ③ P3		3	0	0	1	0	1	2
Jose Castillo, R (1, 4) OBP: 0.320, SLG: 0.419			S B X 1-1 ② G4-3		S B B F F X 2-2 1B	X 0-0 ③ 2-H 1B				3	0	2	1	0	0	0
28 Paul Maholm, L (1, 1) OBP: 0.163, SLG: 0.128			C B C B F C 2-3 ③ K		C 1 C S SAFE 0-3 ③ K		B C B X 2-1 ① G3-1			2	0	0	0	0	2	1
55 Matt Capps, R (7, 1)										0	0	0	0	0	0	0
Damaso Marte, L (7, 1)										0	0	0	0	0	0	0
10 Rajai Davis, R (7, PH)										1	0	0	0	0	0	0
16 Salomon Torres, R (8, 1) OBP: 0.250, SLG: 0.250										0	0	0	0	0	0	0
Michael Gonzalez, R (9, 1)										0	0	0	0	0	0	0
Inning Stats	R: 0 E: 0 K: 2 S: 12 H: 0 LOB: 0 BB: 0 P: 18	R: 0 E: 0 K: 0 S: 4 H: 1 LOB: 0 BB: 0 P: 4	R: 0 E: 0 K: 2 S: 9 H: 0 LOB: 0 BB: 0 P: 13	R: 1 E: 0 K: 1 S: 16 H: 2 LOB: 1 BB: 0 P: 24	R: 0 E: 0 K: 1 S: 12 H: 2 LOB: 1 BB: 0 P: 16	R: 4 E: 0 K: 1 S: 15 H: 5 LOB: 1 BB: 0 P: 18	R: 0 E: 0 K: 1 S: 10 H: 0 LOB: 1 BB: 1 P: 18	R: 0 E: 0 K: 2 S: 13 H: 1 LOB: 1 BB: 0 P: 17		1B: 10 2B: 1 3B: 0 HR: 0 SF: 1 SAC: 0 DP: 2 HBP: 1				WP: 1 PB: 0 SB: 2 CS: 0 PA: 34		

	AB	31
	R	5
	H	11
	RBI	5
	BB	1
	SO	10
	LOB	11

PITCHER		IP	WLS	BF	H	R	ER	SO	BB	IBB	HBP	BLK	WP	HR	S	P	ERA	WHIP
51 Wandy Rodriguez, L ERA: 5.51	(1, 1)	5.1	L	23	8	5	5	7	0	0	1	0	1	0	63	88	8.44	1.500
Chad Qualls, R ERA: 4.33	(6, 1)	1.2	B	7	2	0	0	1	1	0	0	0	0	0	15	23	0.00	1.800
54 Brad Lidge, R ERA: 5.43	(8, 1)	1.0		4	1	0	0	2	0	0	0	0	0	0	13	17	0.00	1.000

PITCHER	IP	WLS	BF	H	R	ER	SO	BB	IBB	HBP	BLK	WP	HR	S	P	ERA	WHIP

Houston Astros @ Pittsburgh Pirates

PNC Park, Pittsburgh, PA

Fri Aug 25 2006, 7:05 PM EDT

Att. 37,009 - Cloudy - 81 F

TOP

livebaseballscorecards.com

Batter	1	2	3	4	5	6	7	8	9	AB	R	H	RBI	BB	SO	LOB
Willy Taveras, R (1, 8) OBP: 0.334, SLG: 0.341	C X 0-1 BB S 1B	C C D B B X 3-2 G6-3		C F F F C 0-3 K			X 0-0 2 FC6-5 1-2 1B		T B X 1-1 2 2 1B S 1B	5	0	3	0	0	1	2
Mike Lamb, L (1, 3) OBP: 0.353, SLG: 0.477 2 Chris Burke, R (7, PH) OBP: 0.361, SLG: 0.455 (7, 7) (8, 4)	1 SAFE 1 SAFE B B B C 1 SAFE C F F 3-3 F B S K2-3 1-2	C X 0-1 G3		B X 1-0 G3			C B F X 1-2 FC6-5 1-2 2-3f 3-H		B X 1-0 G4-6-3 1-3 1B	3 2	0 0	0 1	0 1	0 0	1 0	1 2
17 Lance Berkman, S (1, 9) OBP: 0.413, SLG: 0.609 (7, 3)	B C B B B S F B 4-2 FC5 BB BB	C F C B B X 1-2 HR		B B C B B 4-1 L3 BB			C S S 0-3 K		C X 0-1 P5	3	1	1	1	2	1	4
Aubrey Huff, L (1, 5) OBP: 0.345, SLG: 0.467	B B F B X 3-1 F8	B B X 2-0 G4-3		X 0-0 L3 1-1			D B X 2-0 G3-1		B 1 SAFE B C X 2-1 G4-6-3 1-2f	5	0	0	0	0	0	7
Luke Scott, L (1, 7) OBP: 0.463, SLG: 0.620 (7, 9) (8, 7)	B B C D F B 4-2 FC5 1-2 2-3 BB	S B B B X 2-1 G4-3				X 0-0 G4-3		C B X 1-1 L3		3	0	0	0	1	0	0
Craig Biggio, R (1, 4) OBP: 0.316, SLG: 0.429 Dan Wheeler, R (8, 1) 54 Brad Lidge, R (9, 1)	D B X 2-0 FC5 1-2 2-3f			C S S 0-3 K		B B B C X 3-1 F7		S S S 0-3 K		4 0 0	0 0 0	0 0 0	0 0 0	0 0 0	2 0 0	3 0 0
28 Adam Everett, R (1, 6) OBP: 0.287, SLG: 0.343		C C B C 1-3 K	B C C B F X 2-2 S 1B			C X 0-1 G6-3		C S S 0-3 K2-3		4	1	1	0	0	2	0
Brad Ausmus, R (1, 2) OBP: 0.302, SLG: 0.288	C T F B F B B X 3-2 SH2-4 1B	C C F X 0-2 SH2-4 1-H 1B					S X 0-1 1B 2 FC6-5 1B		B B B B 4-0 16 HR BB	3	2	3	1	1	0	0
Roger Clemens, R (1, 1) OBP: 0.227, SLG: 0.056 Orlando Palmeiro, L (7, PH) OBP: 0.286, SLG: 0.297 Russ Springer, R (7, 1) 16 Jason Lane, R (8, 9) OBP: 0.336, SLG: 0.409	X 0-0 SH2-4 1-2	L X 0-1 SH2-4 1-2					D F X 1-1 2 FC6-5 1B 1-3 1B		X 0-0 1-H HR	0 1 0 1	0 0 0 1	0 1 0 1	0 0 0 2	0 0 0 0	0 0 0 0	0 0 0 0
Inning Stats	R: 0 H: 1 E: 0 LOB: 3 K: 1 BB: 2 S: 16 P: 32	R: 0 H: 1 E: 0 LOB: 1 K: 1 BB: 0 S: 12 P: 19	R: 1 H: 1 E: 0 LOB: 0 K: 0 BB: 0 S: 9 P: 14	R: 1 H: 2 E: 0 LOB: 1 K: 2 BB: 0 S: 18 P: 20	R: 0 H: 0 E: 0 LOB: 0 K: 0 BB: 1 S: 3 P: 8	R: 0 H: 0 E: 0 LOB: 0 K: 0 BB: 0 S: 5 P: 8	R: 1 H: 3 E: 0 LOB: 2 K: 1 BB: 0 S: 13 P: 17	R: 0 H: 0 E: 0 LOB: 0 K: 2 BB: 0 S: 8 P: 9	R: 2 H: 3 E: 0 LOB: 1 K: 0 BB: 1 S: 8 P: 16	1B: 9 SF: 0 2B: 1 SAC: 2 3B: 0 DP: 2 HR: 2 HBP: 0						WP: 0 PA: 40 PB: 0 SB: 3 CS: 0

	AB	34
	R	5
	H	11
	RBI	5
	BB	4
	SO	7
	LOB	19

PITCHER		IP	WLS	BF	H	R	ER	SO	BB	IBB	HBP	BLK	WP	HR	S	P	ERA	WHIP
Victor Santos, R ERA: 5.59	(1, 1)	6.0	L	28	8	3	3	4	3	0	0	0	0	1	68	107	4.50	1.833
34 John Grabow, L ERA: 3.95	(7, 1)	1.0		3	0	0	0	1	0	0	0	0	0	0	8	11	0.00	0.000
Britt Reames, R ERA: 4.76	(8, 1)	2.0		9	3	2	2	2	1	0	0	0	0	1	16	25	9.00	2.000

PITCHER	IP	WLS	BF	H	R	ER	SO	BB	IBB	HBP	BLK	WP	HR	S	P	ERA	WHIP

Houston Astros @ Pittsburgh Pirates

PNC Park, Pittsburgh, PA

Fri Aug 25 2006, 7:05 PM EDT

Att. 37,009 - Cloudy - 81 F

livebaseballscorecards.com

BOTTOM

Batter	1	2	3	4	5	6	7	8	9	AB	R	H	RBI	BB	SO	LOB
6 Chris Duffy, L (1, 8) OBP: 0.268, SLG: 0.277	G1-3		G1-3 1-2		FC1 3-H			L7		4	0	0	0	0	0	2
Joe Randa, R (1, 5) OBP: 0.314, SLG: 0.385	G6-3		G3		G1-3			F8		4	0	0	0	0	0	2
12 Freddy Sanchez, R (1, 6) OBP: 0.386, SLG: 0.497	F9			1B 1B BB		G4-6-3 1B		2B		3	1	2	0	1	0	0
Jason Bay, R (1, 7) OBP: 0.404, SLG: 0.548		G6-3		K		K		K		4	0	0	0	0	3	3
Jeromy Burnitz, L (1, 9) OBP: 0.292, SLG: 0.436		1B		1B 1-3		G4-6-3 1-2f			K	4	0	2	0	0	1	1
Xavier Nady, R (1, 3) OBP: 0.340, SLG: 0.472		L8		41 G3-6-1 1B 1-2 3-H			26 FC6-4 BB		F7	3	0	1	1	1	0	1
41 Ryan Doumit, S (1, 2) OBP: 0.254, SLG: 0.377		G4-3		G3-6-1 1-2f			F8		K	4	0	0	0	0	1	4
Jose Castillo, R (1, 4) OBP: 0.320, SLG: 0.421			F8		SH5-4 6 FC1 2B		P3			3	0	1	0	0	0	1
Victor Santos, R (1, 1) OBP: 0.118, SLG: 0.118			6 WP 1B		SH5-4 2-3		FC6-4 1-2f			1	0	1	0	0	0	0
34 John Grabow, L (7, 1)										0	0	0	0	0	0	0
26 Ronny Paulino, R (7, PH) OBP: 0.363, SLG: 0.400										1	0	0	0	0	0	1
Britt Reames, R (8, 1)										0	0	0	0	0	0	0

	AB	31
	R	1
	H	7
	RBI	1
	BB	2
	SO	5
	LOB	15

Inning Stats	1	2	3	4	5	6	7	8	9
	R: 0 E: 0 K: 0 S: 6	H: 0 LOB: 0 BB: 0 P: 10	R: 0 E: 0 K: 0 S: 12	H: 1 LOB: 1 BB: 0 P: 20	R: 0 E: 0 K: 0 S: 8	H: 1 LOB: 1 BB: 0 P: 11	R: 1 E: 0 K: 1 S: 18	H: 2 LOB: 1 BB: 1 P: 28	R: 0 E: 0 K: 0 S: 5	H: 1 LOB: 1 BB: 0 P: 5
	R: 0 E: 0 K: 1 S: 6	H: 1 LOB: 0 BB: 0 P: 8	R: 0 E: 0 K: 0 S: 8	H: 0 LOB: 1 BB: 1 P: 17	R: 0 E: 0 K: 1 S: 10	H: 1 LOB: 1 BB: 0 P: 15	R: 0 E: 0 K: 2 S: 7	H: 0 LOB: 0 BB: 0 P: 10		

	1B: 5	SF: 0	WP: 1	PA: 34
	2B: 2	SAC: 1	PB: 0	
	3B: 0	DP: 2	SB: 0	
	HR: 0	HBP: 0	CS: 0	

PITCHER		IP	WLS	BF	H	R	ER	SO	BB	IBB	HBP	BLK	WP	HR	S	P	ERA	WHIP
Roger Clemens, R ERA: 2.5	(1, 1)	6.0	W	23	6	1	1	2	1	0	0	0	1	0	55	82	1.50	1.167
Russ Springer, R ERA: 3.54	(7, 1)	1.0	H	4	0	0	0	0	1	0	0	0	0	0	8	17	0.00	1.000
Dan Wheeler, R ERA: 2.63	(8, 1)	1.0	H	4	1	0	0	1	0	0	0	0	0	0	10	15	0.00	1.000
54 Brad Lidge, R ERA: 5.34	(9, 1)	1.0		3	0	0	0	2	0	0	0	0	0	0	7	10	0.00	0.000

PITCHER	IP	WLS	BF	H	R	ER	SO	BB	IBB	HBP	BLK	WP	HR	S	P	ERA	WHIP

Batter	1	2	3	4	5	6	7	8	9	AB	R	H	RBI	BB	SO	LOB
Willy Taveras, R (1, 8) OBP: 0.333, SLG: 0.342	1-1 SH1-3 2 2B	0-1 E3 2 CS 2-H 3-H		3-2 G1-3 1-2 3-H			0-1 FC5-6 2 1B 17 2B 1-2f	2-0 G6-3		5	1	1	0	0	0	3
2 Chris Burke, R (1, 7) (7, 4) OBP: 0.363, SLG: 0.455	0-0 SH1-3 2-3	1-0 CS 1-2	0-3 K		1-2 16 WP 1B		2-2 17 2B 1-3 1B		0-1 L4	4	1	2	0	0	1	0
17 Lance Berkman, S (1, 3) OBP: 0.411, SLG: 0.606	2-0 P4		1-0 G1-3		0-0 F7		0-1 16 S 1B 1-H 3-H 2B		1-1 L7	5	1	1	2	0	0	2
16 Jason Lane, R (1, 9) OBP: 0.337, SLG: 0.406	4-2 BB		0-1 L6		2-3 K 1-2		2-2 G6-3 2-3		2-2 1B	4	0	1	0	1	1	2
Morgan Ensberg, R (1, 5) OBP: 0.393, SLG: 0.463	0-0 F7			0-0 G6-3	0-2 G4-3		3-2 1B 3-H		0-3 K	5	0	1	1	0	1	4
Craig Biggio, R (1, 4) OBP: 0.315, SLG: 0.427 54 Brad Lidge, R (9, 1)		1-0 28 SH5-4 1B E 1B		1-0 F8		2-3 K	1-2 G5-3			4 0	1 0	1 0	0 0	0 0	1 0	1 0
28 Adam Everett, R (1, 6) OBP: 0.291, SLG: 0.350	1-1 SH5-4 1-2 E 1B			1-0 1B 3B		2-2 G5-3		4-2 SH1-3 BB		3	2	2	0	1	0	0
Brad Ausmus, R (1, 2) OBP: 0.302, SLG: 0.287	1-3 K			4-0 1B WP IBB		0-1 P4		1-0 SH1-3 1-2		2	1	0	0	1	1	2
Andy Pettitte, L (1, 1) OBP: 0.235, SLG: 0.340 Dave Borkowski, R (7, 1) Luke Scott, L (7, 7) OBP: 0.460, SLG: 0.615	1-0 SH5-4 1-2 2-3			0-1 WP 1-3 3-H 1B			1-1 FC5-6 1B	0-0 F7		2 0 1	0 0 0	2 0 0	1 0 0	0 0 0	0 0 1	0 0 1
Inning Stats	R: 0 E: 0 K: 0 S: 7 H: 1 LOB: 2 BB: 1 P: 14	R: 2 E: 1 K: 1 S: 12 H: 2 LOB: 0 BB: 0 P: 17	R: 0 E: 0 K: 1 S: 6 H: 0 LOB: 0 BB: 0 P: 7	R: 2 E: 0 K: 0 S: 10 H: 2 LOB: 1 BB: 1 P: 19	R: 0 E: 0 K: 1 S: 11 H: 1 LOB: 1 BB: 0 P: 14	R: 0 E: 0 K: 1 S: 9 H: 0 LOB: 0 BB: 0 P: 13	R: 3 E: 0 K: 0 S: 21 H: 4 LOB: 1 BB: 0 P: 30	R: 0 E: 0 K: 0 S: 5 H: 0 LOB: 1 BB: 1 P: 12	R: 0 E: 0 K: 1 S: 10 H: 1 LOB: 1 BB: 0 P: 13	1B: 8 2B: 2 3B: 1 HR: 0 SF: 0 SAC: 3 DP: 0 HBP: 0						

Houston Astros @ Pittsburgh Pirates

PNC Park, Pittsburgh, PA

Sat Aug 26 2006, 7:05 PM EDT

Att. 37,190 - Cloudy - 87 F

TOP

livebaseballscorecards.com

AB	35
R	7
H	11
RBI	4
BB	3
SO	5
LOB	15

WP: 2 PB: 0 SB: 1 CS: 1 PA: 42

PITCHER		IP	WLS	BF	H	R	ER	SO	BB	IBB	HBP	BLK	WP	HR	S	P	ERA	WHIP
57 Zach Duke, L ERA: 5.01	(1, 1)	6.2	L	32	10	7	5	4	1	1	0	0	2	0	73	110	6.75	1.650
55 Matt Capps, R ERA: 3.61	(7, 1)	0.1		1	0	0	0	0	0	0	0	0	0	0	3	4	0.00	0.000
Damaso Marte, L ERA: 3.86	(8, 1)	2.0		8	1	0	0	1	1	0	0	0	0	0	15	25	0.00	1.000

PITCHER	IP	WLS	BF	H	R	ER	SO	BB	IBB	HBP	BLK	WP	HR	S	P	ERA	WHIP

BOTTOM

Houston Astros @ Pittsburgh Pirates

PNC Park, Pittsburgh, PA

Sat Aug 26 2006, 7:05 PM EDT
Att. 37,190 - Cloudy - 87 F

livebaseballscorecards.com

Batter	1	2	3	4	5	6	7	8	9	AB	R	H	RBI	BB	SO	LOB
6 Chris Duffy, L (1, 8) OBP: 0.262, SLG: 0.271	G1-3	L9			G1-3		F7			4	0	0	0	0	0	4
Joe Randa, R (1, 3) OBP: 0.313, SLG: 0.382	12 G4-6-3 1B	P3			G6-3		SAFE F9			4	0	1	0	0	0	4
12 Freddy Sanchez, R (1, 6) OBP: 0.383, SLG: 0.492	G4-6-3		F8			G6-3		K2-3		4	0	0	0	0	1	1
Jason Bay, R (1, 7) OBP: 0.401, SLG: 0.544		F9	K			K		G6-3		4	0	0	0	0	2	0
Xavier Nady, R (1, 9) OBP: 0.342, SLG: 0.474		1B 26 1B 1B BB	P6			F8		2B		3	1	1	0	1	0	0
26 Ronny Paulino, R (1, 2) OBP: 0.365, SLG: 0.401		1B 1B 1B		K			1B 41 SF9 1B	L9		4	2	2	0	0	1	1
José Bautista, R (1, 5) OBP: 0.350, SLG: 0.452		1B 57 1B 1B		G6-3			41 SF9 1B		K	4	1	2	0	0	1	0
Jose Castillo, R (1, 4) OBP: 0.322, SLG: 0.422		6 L9 57 1B 1B		F9			1B		K	4	0	2	2	0	1	0
57 Zach Duke, L (1, 1) OBP: 0.228, SLG: 0.268		SAFE			G4-3		SF9		K	2	0	1	1	0	0	0
55 Matt Capps, R (7, 1)										0	0	0	0	0	0	0
41 Ryan Doumit, S (7, PH) OBP: 0.250, SLG: 0.377										0	0	0	1	0	0	0
Damaso Marte, L (8, 1)										0	0	0	0	0	0	0
Jeromy Burnitz, L (9, PH) OBP: 0.291, SLG: 0.434										1	0	0	0	0	1	0
Inning Stats	R: 0 E: 0 K: 0 S: 10 H: 1 LOB: 0 BB: 0 P: 14	R: 3 E: 0 K: 0 S: 21 H: 4 LOB: 2 BB: 1 P: 33	R: 0 E: 0 K: 1 S: 9 H: 0 LOB: 0 BB: 0 P: 12	R: 0 E: 0 K: 1 S: 9 H: 0 LOB: 0 BB: 0 P: 11	R: 0 E: 0 K: 0 S: 8 H: 0 LOB: 0 BB: 0 P: 12	R: 0 E: 0 K: 1 S: 7 H: 0 LOB: 0 BB: 0 P: 9	R: 1 E: 0 K: 0 S: 17 H: 3 LOB: 2 BB: 0 P: 24	R: 0 E: 0 K: 1 S: 13 H: 1 LOB: 1 BB: 0 P: 19	R: 0 E: 0 K: 3 S: 9 H: 0 LOB: 0 BB: 0 P: 13	1B: 8 2B: 1 3B: 0 HR: 0	SF: 1 SAC: 0 DP: 1 HBP: 0						

	AB	34
	R	4
	H	9
	RBI	4
	BB	1
	SO	7
	LOB	10

WP: 0 PB: 0 SB: 0 CS: 0 PA: 36

PITCHER		IP	WLS	BF	H	R	ER	SO	BB	IBB	HBP	BLK	WP	HR	S	P	ERA	WHIP
Andy Pettitte, L ERA: 4.56	(1, 1)	6.0	W	25	7	4	4	3	1	0	0	0	0	0	74	105	6.00	1.333
Dave Borkowski, R ERA: 3.72	(7, 1)	2.0	H	8	2	0	0	1	0	0	0	0	0	0	20	29	0.00	1.000
54 Brad Lidge, R ERA: 5.25	(9, 1)	1.0	S	3	0	0	0	3	0	0	0	0	0	0	9	13	0.00	0.000

PITCHER	IP	WLS	BF	H	R	ER	SO	BB	IBB	HBP	BLK	WP	HR	S	P	ERA	WHIP

Houston Astros @ Pittsburgh Pirates

PNC Park, Pittsburgh, PA

Sun Aug 27 2006, 1:35 PM EDT
Att. 19,459 - Partly Cloudy - 78 F

TOP

livebaseballscorecards.com

Batter	1	2	3	4	5	6	7	8	9	AB	R	H	RBI	BB	SO	LOB
Willy Taveras, R (1, 8) OBP: 0.335, SLG: 0.345	C F F F B X 1-2 S 17 1B 1B		C B B B B 4-1 E 2B BB		C X 0-1 ① G5-3	B C F B B X 3-2 1B 2 FC5-2-5-1 2B	X 0-0 ① G5-3		C B C B B B X 3-2 1B 1B	4	2	2	0	1	0	0
43 Chris Sampson, R (8, 1)										0	0	0	0	0	0	0
Morgan Ensberg, R (9, PH) OBP: 0.394, SLG: 0.465										1	0	1	0	0	0	0
Trever Miller, R (9, 1)										0	0	0	0	0	0	0
Mike Lamb, L (1, 5) OBP: 0.359, SLG: 0.482	1 SAFE B B B X 2-0 ① F7 1-2		1 SAFE F X 0-1 17 E 1-H 2B		B B C B B 4-1 2 1B 17 HR BB	B B C X 2-1 2 FC5-2-5-1 2-3 1B 1B	C S X 0-2 ② G3-1		X 0-0 1-2 1B	5	3	3	1	1	0	1
(6, 3)																
2 Chris Burke, R (1, 4) OBP: 0.363, SLG: 0.451	F X 0-1 ② F7		B B S B B B 4-1 17 E SF8 BB		F X 0-1 17 HR 1-3 1B	B F F X 1-2 ① FC5-2-5-1 1B SF5 1-3 3-H	C B F B B S 3-3 ③ K		C X 0-1 ③ P6	5	3	1	0	1	1	5
17 Lance Berkman, S (1, 3) OBP: 0.414, SLG: 0.614	B B X 2-0 FC6 2-H 1B		B B X 2-0 E6 1-3 2-H		S F F X 0-2 1-H 3-H HR	I 4-0 1B 28 2B IBB		X 0-0 ① P5		3	2	2	4	1	0	1
Orlando Palmeiro, L (6, 9) OBP: 0.283, SLG: 0.293										1	0	0	0	0	0	0
Aubrey Huff, L (1, 9) OBP: 0.345, SLG: 0.467	B X 1-0 ③ FC6 1-2f		C X 0-1 ② SF8 3-H		B C B F B X 3-2 BB BB 1B	C X 0-1 28 2B 1-2 2-3 3-H 1B		B F S B X 2-2 ② G1-3		4	1	2	2	0	0	1
(6, 5)																
Luke Scott, L (1, 7) OBP: 0.458, SLG: 0.605		B C B B B B 4-1 G6-4-3 BB	X 0-0 ③ F7		B B D B 4-0 BB 1-2 BB	B C X 1-1 ② SF5 3-H		F X 0-1 ③ G4-3		2	0	0	1	2	0	1
28 Adam Everett, R (1, 6) OBP: 0.292, SLG: 0.358	C C F B X 1-2 ① P4	T F T 0-2 ① K	C B B X 2-1 ② F7		B C B B F X 3-2 1B 1-H 2-H 2B				X 0-0 16 SF7 3B	5	2	2	2	0	1	3
Brad Ausmus, R (1, 2) OBP: 0.304, SLG: 0.287	X 0-0 ② ③ G6-4-3 1-2f	C B B X 2-1 ② G4-3	C B B B D 4-1 1-2 2-3 BB		X 0-0 2-H 1B				B C S X 1-2 ① SF7 3-H	3	0	1	1	1	0	1
16 Jason Lane, R (8, 8) OBP: 0.336, SLG: 0.406										0	0	0	1	0	0	0
Jason Hirsh, R (1, 1)		C B F C 1-3 ① K	C F S 0-3 ③ K		B C F S 1-3 ③ K2-3	C X 0-1 ③ P3			B T S S S 1-3 ② K	4	0	0	0	0	3	4
J.R. House, R (8, 2)										1	0	0	0	0	1	0
Inning Stats	R: 1 H: 2 E: 0 LOB: 1 K: 0 BB: 0 S: 10 P: 16	R: 0 H: 0 E: 0 LOB: 0 K: 0 BB: 1 S: 6 P: 11	R: 3 H: 1 E: 2 LOB: 1 K: 1 BB: 2 S: 11 P: 22	R: 0 H: 0 E: 0 LOB: 0 K: 2 BB: 0 S: 8 P: 10	R: 3 H: 3 E: 0 LOB: 3 K: 1 BB: 3 S: 18 P: 36	R: 5 H: 5 E: 0 LOB: 1 K: 0 BB: 1 S: 19 P: 33	R: 0 H: 0 E: 0 LOB: 0 K: 1 BB: 0 S: 7 P: 10	R: 0 H: 0 E: 0 LOB: 0 K: 0 BB: 0 S: 6 P: 8	R: 1 H: 3 E: 0 LOB: 2 K: 1 BB: 0 S: 15 P: 20	1B: 9 SF: 3 2B: 3 SAC: 0 3B: 1 DP: 1 HR: 1 HBP: 0						

AB	38
R	13
H	14
RBI	12
BB	7
SO	6
LOB	17

WP: 0 PA: 48
PB: 0
SB: 1
CS: 0

PITCHER		IP	WLS	BF	H	R	ER	SO	BB	IBB	HBP	BLK	WP	HR	S	P	ERA	WHIP
Shawn Chacon, R ERA: 7.18	(1, 1)	4.1	L	23	6	7	5	3	4	0	0	0	0	1	47	78	10.38	2.308
Britt Reames, R ERA: 9.82	(5, 1)	1.2		13	5	5	5	1	2	1	0	0	0	0	25	50	27.00	4.200
34 John Grabow, L ERA: 3.9	(7, 1)	3.0		12	3	1	1	2	0	0	0	0	0	0	28	38	3.00	1.000

PITCHER	IP	WLS	BF	H	R	ER	SO	BB	IBB	HBP	BLK	WP	HR	S	P	ERA	WHIP

Houston Astros @ Pittsburgh Pirates

PNC Park, Pittsburgh, PA

Sun Aug 27 2006, 1:35 PM EDT
Att. 19,459 - Partly Cloudy - 78 F

livebaseballscorecards.com

BOTTOM

Batter	1	2	3	4	5	6	7	8	9	AB	R	H	RBI	BB	SO	LOB
6 Chris Duffy, L (1, 8) OBP: 0.256, SLG: 0.264	B X 1-0 ① F8		C F B X 1-2 ③ G6-3		B B F F F D X 3-2 ① L8		B B C S B X 3-2 ② L8		C S F X 0-2 ③ G5-3	5	0	0	0	0	0	3
José Bautista, R (1, 5) (5, 4) OBP: 0.351, SLG: 0.454	C C S 0-3 ② K			C X 0-1 1B 2B	C S H 1-2 12 1B HBP		C F X 0-2 ③ G1-3			3	1	1	0	0	1	0
12 Freddy Sanchez, R (1, 6) OBP: 0.384, SLG: 0.492	C F B X 1-2 ③ F8			X 0-0 ① L4	C X 0-1 1-2 2-3 1B			X 0-0 G6-4-3 1B		4	0	2	0	0	0	1
Jason Bay, R (1, 7) OBP: 0.398, SLG: 0.539		C X 0-1 ① G6-3		S F X 0-2 ② G5-3	S B X 1-1 ② P3			B X 1-0 ① ② G6-4-3 1-2f		4	0	0	0	0	0	5
Jeromy Burnitz, L (1, 9) OBP: 0.291, SLG: 0.430		B X 1-0 ② F8		B B B C B 4-1 1B BB	F B X 1-1 ③ F7			S X 0-1 ③ G4-3		3	0	0	0	1	0	3
Xavier Nady, R (1, 3) OBP: 0.346, SLG: 0.477	C F F F F F B F F 2-2 B X 1B			B C X 1-1 41 BB 1-3 2-H 1B		X 0-0 ① P3			C B X 1-1 41 HBP 1B	4	0	3	1	0	0	0
41 Ryan Doumit, S (1, 2) OBP: 0.264, SLG: 0.365		C X 0-1 ③ G4-3		B B B B 4-0 1-2 BB		B S X 1-1 ② P2			B C F H 2-2 1-2 HBP	2	0	0	0	1	0	1
Jose Castillo, R (1, 4) OBP: 0.321, SLG: 0.420 Britt Reames, R (5, 1) 11 Humberto Cota, R (6, PH) OBP: 0.245, SLG: 0.191 34 John Grabow, L (7, 1) 10 Rajai Davis, R (9, PH)			B C X 1-1 ① P6	X 0-0 ③ G6-3		F F B B S 2-3 ③ K			B B C B F F X 3-2 ① F8	2	0	0	0	0	0	3
										0	0	0	0	0	0	0
										1	0	0	0	0	1	0
										0	0	0	0	0	0	0
										1	0	0	0	0	0	2
Shawn Chacon, R (1, 1) Joe Randa, R (5, 5) OBP: 0.313, SLG: 0.387			X 0-0 ② P3		C B X 1-1 12 1B 2B		C X 0-1 ① G3-1		B B F X 2-1 ② F7	1	0	0	0	0	0	0
										3	0	1	0	0	0	2
Inning Stats	R: 0 H: 0 E: 0 LOB: 0 K: 1 BB: 0 S: 7 P: 9	R: 0 H: 1 E: 0 LOB: 1 K: 0 BB: 0 S: 14 P: 17	R: 0 H: 0 E: 0 LOB: 0 K: 0 BB: 0 S: 6 P: 8	R: 1 H: 2 E: 0 LOB: 3 K: 0 BB: 2 S: 10 P: 19	R: 0 H: 2 E: 0 LOB: 3 K: 0 BB: 0 S: 14 P: 21	R: 0 H: 0 E: 0 LOB: 0 K: 1 BB: 0 S: 6 P: 9	R: 0 H: 0 E: 0 LOB: 0 K: 0 BB: 0 S: 8 P: 11	R: 0 H: 1 E: 0 LOB: 0 K: 0 BB: 0 S: 4 P: 5	R: 0 H: 1 E: 0 LOB: 2 K: 0 BB: 0 S: 14 P: 22	1B: 5 SF: 0 2B: 2 SAC: 0 3B: 0 DP: 1 HR: 0 HBP: 2						

	AB	R	H	RBI	BB	SO	LOB
	33	1	7	1	2	2	20

WP: 0 PA: 37
PB: 0
SB: 0
CS: 0

PITCHER	IP	WLS	BF	H	R	ER	SO	BB	IBB	HBP	BLK	WP	HR	S	P	ERA	WHIP
Jason Hirsh, R (1, 1) ERA: 8.53	7.0	W	29	5	1	1	2	2	0	1	0	0	0	65	94	1.29	1.000
43 Chris Sampson, R (8, 1) ERA: 3.31	1.0		3	1	0	0	0	0	0	0	0	0	0	4	5	0.00	1.000
Trever Miller, L (9, 1) ERA: 3.63	1.0		5	1	0	0	0	0	0	1	0	0	0	14	22	0.00	1.000

PITCHER	IP	WLS	BF	H	R	ER	SO	BB	IBB	HBP	BLK	WP	HR	S	P	ERA	WHIP

Batter	1	2	3	4	5	6	7	8	9	AB	R	H	RBI	BB	SO	LOB
Juan Pierre, L (1, 8) OBP: 0.331, SLG: 0.391	HR		G3			1B	1B			4	2	3	2	0	0	0
Freddie Bynum, L (1, 4) OBP: 0.300, SLG: 0.411	F8			BB		F7	G4-3			3	0	0	0	1	0	2
16 Aramis Ramirez, R (1, 5) OBP: 0.345, SLG: 0.556	G5-3			F9		2B	F9			4	1	1	0	0	0	2
Jacque Jones, L (1, 9) OBP: 0.323, SLG: 0.492 46 Ryan Dempster, R (8, 1)	K			BB		BB		P5		2 0	1 0	0 0	0 0	2 0	1 0	0 0
25 Derrek Lee, R (1, 3) OBP: 0.372, SLG: 0.423		F8		L8		1B		F8		4	1	1	2	0	0	1
Michael Barrett, R (1, 2) OBP: 0.376, SLG: 0.531		F9			K	2B		G4-3		4	0	1	2	0	1	0
29 Ángel Pagán, S (1, 7) OBP: 0.311, SLG: 0.460 13 Will Ohman, L (6, 1) OBP: 1.000, SLG: 1.000 John Mabry, L (8, 9) OBP: 0.299, SLG: 0.341		K			E5 2 G6-4-3	F8			K	3 0 1	0 0 0	0 0 0	0 0 0	0 0 1	1 0 0	1 0 0
2 Ryan Theriot, R (1, 6) OBP: 0.362, SLG: 0.429 Phil Nevin, R (9, PH) OBP: 0.321, SLG: 0.459			G6-3		G6-4-3		1B		K	2 1	1 0	0 0	0 0	1 1	0 0	1 0
37 Angel Guzman, R (1, 1) OBP: 0.111, SLG: 0.222 Glendon Rusch, L (4, 1) OBP: 0.214, SLG: 0.286 19 Matt Murton, R (6, 7) OBP: 0.351, SLG: 0.421			K			P3	P4		P5	1 1 2	0 0 0	0 0 0	0 0 0	0 0 0	1 0 1	0 0 0
Inning Stats	R: 1 E: 0 K: 1 S: 9 H: 1 LOB: 0 BB: 0 P: 15	R: 0 E: 0 K: 1 S: 9 H: 0 LOB: 0 BB: 0 P: 13	R: 0 E: 0 K: 1 S: 9 H: 0 LOB: 0 BB: 0 P: 12	R: 0 E: 0 K: 0 S: 8 H: 0 LOB: 1 BB: 2 P: 18	R: 0 E: 1 K: 1 S: 7 H: 0 LOB: 0 BB: 0 P: 13	R: 4 E: 0 K: 0 S: 21 H: 4 LOB: 1 BB: 1 P: 38	R: 1 E: 0 K: 0 S: 12 H: 1 LOB: 1 BB: 1 P: 23	R: 0 E: 0 K: 0 S: 8 H: 0 LOB: 0 BB: 0 P: 12	R: 0 E: 0 K: 2 S: 8 H: 0 LOB: 0 BB: 0 P: 14	1B: 3 2B: 2 3B: 0 HR: 1 SF: 0 SAC: 0 DP: 1 HBP: 0						

PITCHER	IP	WLS	BF	H	R	ER	SO	BB	IBB	HBP	BLK	WP	HR	S	P	ERA	WHIP
45 Ian Snell, R (1, 1) ERA: 4.7	5.2	W	24	5	5	5	4	3	0	0	0	0	1	60	103	7.94	1.412
Damaso Marte, L (6, 1) ERA: 3.97	1.0		5	1	1	1	0	1	0	0	1	0	0	14	27	9.00	2.000
55 Matt Capps, R (7, 1) ERA: 3.54	1.1	H	4	0	0	0	0	0	0	0	0	0	0	9	14	0.00	0.000
16 Salomon Torres, R (9, 1) ERA: 3.84	1.0		3	0	0	0	2	0	0	0	0	0	0	8	14	0.00	0.000

PITCHER	IP	WLS	BF	H	R	ER	SO	BB	IBB	HBP	BLK	WP	HR	S	P	ERA	WHIP

TOP

Chicago Cubs @ Pittsburgh Pirates

PNC Park, Pittsburgh, PA

Mon Aug 28 2006, 7:05 PM EDT

Att. 12,666 - Drizzle - 73 F

livebaseballscorecards.com

AB	32
R	6
H	6
RBI	6
BB	4
SO	6
LOB	8

BOTTOM

Chicago Cubs @ Pittsburgh Pirates

PNC Park, Pittsburgh, PA

Mon Aug 28 2006, 7:05 PM EDT

Att. 12,666 - Drizzle - 73 F

livebaseballscorecards.com

Batter	1	2	3	4	5	6	7	8	9	AB	R	H	RBI	BB	SO	LOB
6 Chris Duffy, L (1, 8) OBP: 0.268, SLG: 0.278	C B F B X 2-2 ① F8	X 0-0 1B 12 1B 1-3 2-H 1B		C H 1-1 12 1B S BB HBP	C X 0-1 1B 2B	C F S 0-3 ③ K		B C B F F B X 3-2 G6-4-3 1-2 2-H 1B		5	3	3	2	0	1	0
José Bautista, R (1, 5) (8, 9) OBP: 0.354, SLG: 0.453	B C C X 1-2 ② P6	B B S F 1 SAFE X 2-2 12 1B 1-3 3-H 1B		P S 1 SAFE 1 SAFE F 1 P D F 4-2 B BB 12 1B 26 1B 1-2 BB	C B B F X 2-2 12 G5-4-3 2-H 1B		C F B X 1-2 ① L9	C S B B X 2-2 ②③ G6-4-3 1-2f		5	1	2	2	1	0	2
12 Freddy Sanchez, R (1, 6) OBP: 0.386, SLG: 0.494	B F B B F F F F X 2-2 HR 1B	C B F B F X 2-2 1-2 3-H 1B		B X 1-0 BB 26 1B 1-2 2-3 1B	C B F X 1-2 ① ② G5-4-3 1-2f		C F S 0-3 ② K2-3			5	2	3	1	0	1	1
Jason Bay, R (1, 7) OBP: 0.401, SLG: 0.545	B X 1-0 1-H HR	B B C S B S 3-3 ③ K		D C B B S F D 4-2 41 1B 26 1B 1-2 2-3 3-H BB	B F B B 4-2 2B BB		B B B C B 4-1 BB			2	1	1	3	3	1	2
Xavier Nady, R (1, 9) (8, 3) OBP: 0.344, SLG: 0.476	B C B B F S 3-3 ③ K	B B B C F F X 3-2 ① G5-3	C B X 1-1 ① P3	B B X 2-0 1-3 2B			1 SAFE B S B B F F S 3-3 ③ K			5	0	1	0	0	2	4
26 Ronny Paulino, R (1, 2) OBP: 0.370, SLG: 0.405		C B X 1-1 6 1B 1B 1B	C B B F B F X 3-2 41 1B 1B	B B B C F X 3-2 41 1B 1-2 2-H 3-H 1B	C F B B B F F B 4-2 BB			B S B F F B C 3-3 ① K		4	1	3	2	1	1	0
41 Ryan Doumit, S (1, 3) OBP: 0.276, SLG: 0.373 Joe Randa, R (8, 5) OBP: 0.317, SLG: 0.390	C S C 0-3 ① K	X 0-0 1-2 1B	F C F F B X 1-2 1-2 2-3 1B	B X 1-0 ③ P5				X 0-0 1B 1B 1B		4 1	0 1	2 1	0 1	0 0	1 0	4 0
Jose Castillo, R (1, 4) OBP: 0.321, SLG: 0.419	B X 1-0 6 1B 1-2 1B	C D S S 1-3 ② K	C S S 0-3 ② K			C B B F B S 3-3 ① K		C X 0-1 1B 6 1B 1-2 1B		5	2	2	0	0	3	5
45 Ian Snell, R (1, 1) OBP: 0.109, SLG: 0.091 Damaso Marte, L (6, 1) 55 Matt Capps, R (7, 1) Jeromy Burnitz, L (8, PH) OBP: 0.293, SLG: 0.432 16 Salomon Torres, R (9, 1) OBP: 0.250, SLG: 0.250	X 0-0 ② B3	S S B S 1-3 ③ K	B C B S F C 2-3 ③ K			L B X 1-1 ② G6-3		X 0-0 6 1B 1-2 2-H 1B		3 1 0 1 0	0 0 0 0 0	0 0 0 1 0	0 0 0 1 0	0 0 0 0 0	2 0 0 0 0	7 0 0 0 0
Inning Stats	R: 2 E: 0 K: 1 S: 16 H: 2 LOB: 0 BB: 0 P: 25	R: 3 E: 0 K: 2 S: 18 H: 5 LOB: 2 BB: 0 P: 27	R: 0 E: 0 K: 2 S: 15 H: 2 LOB: 2 BB: 0 P: 23	R: 3 E: 0 K: 2 S: 27 H: 3 LOB: 3 BB: 2 P: 42	R: 1 E: 0 K: 0 S: 17 H: 3 LOB: 3 BB: 2 P: 31	R: 0 E: 0 K: 2 S: 8 H: 0 LOB: 0 BB: 0 P: 12	R: 0 E: 0 K: 2 S: 11 H: 0 LOB: 1 BB: 1 P: 19	R: 2 E: 0 K: 1 S: 15 H: 4 LOB: 1 BB: 0 P: 23		1B: 16 2B: 2 3B: 0 HR: 1 SF: 0 SAC: 0 DP: 2 HBP: 1						

	AB	41
	R	11
	H	19
	RBI	11
	BB	5
	SO	12
	LOB	25

WP: 0 PB: 0 SB: 1 CS: 0 PA: 47

PITCHER		IP	WLS	BF	H	R	ER	SO	BB	IBB	HBP	BLK	WP	HR	S	P	ERA	WHIP
37 Angel Guzman, R ERA: 7.2	(1, 1)	3.0	L	22	10	8	8	5	2	0	1	0	0	1	59	93	24.00	4.000
Glendon Rusch, L ERA: 7.69	(4, 1)	2.0		12	5	1	1	2	2	0	0	0	0	0	34	55	4.50	3.500
13 Will Ohman, L ERA: 4.53	(6, 1)	2.0		7	0	0	0	4	1	0	0	0	0	0	19	31	0.00	0.500
46 Ryan Dempster, R ERA: 4.01	(8, 1)	1.0		6	4	2	2	1	0	0	0	0	0	0	15	23	18.00	4.000

PITCHER	IP	WLS	BF	H	R	ER	SO	BB	IBB	HBP	BLK	WP	HR	S	P	ERA	WHIP

Batter	1	2	3	4	5	6	7	8	9	10	11	AB	R	H	RBI	BB	SO	LOB
Juan Pierre, L (1, 8) OBP: 0.329, SLG: 0.387	C X 0-1 ① G4-3	B B C X 3-1 ② G6-3 2-3 3-H		C B X 2-1 ③ F7		T F X 0-2 ③ G4-3			B C C X 1-2 ① F7		C B F B B B 4-2 FC1-6 BB	5	0	0	1	1	0	1
Freddie Bynum, L (1, 4) OBP: 0.292, SLG: 0.406	B F X 1-2 ② G3-1	C S 0-3 ③ K			C F B T 1-2 ① K		B B B C F C 3-3 ① K		X 0-0 25 1B 2B		1 SAFE X 0-0 ① FC1-6 16 BB 25 1B 1-2f	6	1	1	0	0	3	2
16 Aramis Ramirez, R (1, 5) OBP: 0.352, SLG: 0.559	X 0-0 25 1B 1B		C B X 1-1 G1 19 1B 1B		C B B B F F F F F 3-2 19 1B 19 E 1B		B B B B 4-0 25 WP 2B BB		I I I I 4-0 25 1B IBB		B C B F F B 1 F F SAFE 4-2 B 25 1B 1-2 BB	3	3	3	0	3	0	0
25 Derrek Lee, R (1, 3) OBP: 0.377, SLG: 0.426	D B X 2-0 1-3 1B		S B B X 2-1 ① F8		B F B B F X 3-2 ② F8		F B S F B D X 3-2 ② F7 1-2		C X 0-1 G6-4-3 1-2 2-3 1B		B F X 1-1 1-2 2-H 1B	6	0	3	1	0	0	3
Michael Barrett, R (1, 2) OBP: 0.375, SLG: 0.530 46 Ryan Dempster, R (11, 1)	C F B B F B C 3-3 ③ K		C 1 B B X SAFE 2-1 ② G1 1-2		X 0-0 19 E 1-2 1B		X 0-0 2-H 2B		S F B F F X 1-2 ②③ G6-4-3 1-2f		B B F X 2-1 ② F9	6 0	0 0	2 0	1 0	0 0	1 0	8 0
19 Matt Murton, R (1, 7) OBP: 0.353, SLG: 0.421		F F B B B F F B 4-2 2 BB 29 BB 38 WP BB	C X 0-1 2-H 1B		B F C F B B B F X 3-2 E3 1-3 2-H 1B		S C T 0-2 ③ K			X 0-0 ① G6-3	C B D B B S X 3-2 P2	5	1	2	1	1	1	3
29 Ángel Pagán, S (1, 9) OBP: 0.314, SLG: 0.453		1 B F B B B F B SAFE 4-2 38 WP 2 BB G6-3 1-2 BB	C F B B X 2-2 ③ G5-3		B F C X 1-2 ③ L5			B X 1-0 ① P4		B X 1-0 1B		4	1	1	0	1	0	3
2 Ryan Theriot, R (1, 6) OBP: 0.353, SLG: 0.400 Jacque Jones, L (10, PH) OBP: 0.322, SLG: 0.491 David Aardsma, R (10, 1) 24 Henry Blanco, R (11, 2) OBP: 0.301, SLG: 0.448		B B B C B 4-1 G6-3 38 WP 1-2 2-3 BB		C F B X 1-2 ① L6		B C C C F X 1-2 ① G4-3		X 0-0 ② G1-6-3		1 SAFE C F F S 1 SAFE 0-3 ② K		3 1 0 0	0 0 0 0	0 0 0 0	0 0 0 0	1 1 0 0	0 1 0 0	0 1 0 0
38 Carlos Zambrano, S (1, 1) OBP: 0.156, SLG: 0.339 Phil Nevin, R (8, PH) OBP: 0.321, SLG: 0.457 43 Michael Wuertz, R (8, 1) Bob Howry, L (9, 1) OBP: 1.000, SLG: 1.000 5 Ronny Cedeno, R (10, PH) OBP: 0.267, SLG: 0.324 (10, 6)		D C B C T 2-2 ① K 1-2 2-3 3-H		C F F X 0-2 ② G5-3		F S B F X 1-2 ② G4-3		C B S F S 1-3 ③ K		1 SAFE B S B 1 F S SAFE 2-3 ③ K		3 1 0 0 1	0 0 0 0 0	0 0 0 0 0	0 0 0 0 0	1 0 0 0 1	2 0 0 0 1	0 0 0 0 1
Inning Stats	R: 0 H: 2 E: 0 LOB: 2 K: 1 BB: 0 S: 11 P: 17	R: 2 H: 0 E: 0 LOB: 1 K: 2 BB: 3 S: 15 P: 32	R: 1 H: 2 E: 0 LOB: 1 K: 0 BB: 0 S: 11 P: 18	R: 0 H: 0 E: 0 LOB: 0 K: 0 BB: 0 S: 9 P: 12	R: 1 H: 3 E: 1 LOB: 2 K: 1 BB: 0 S: 23 P: 34	R: 0 H: 0 E: 0 LOB: 0 K: 0 BB: 0 S: 11 P: 13	R: 1 H: 1 E: 0 LOB: 1 K: 2 BB: 1 S: 11 P: 21	R: 0 H: 0 E: 0 LOB: 0 K: 1 BB: 0 S: 6 P: 8	R: 0 H: 2 E: 0 LOB: 2 K: 0 BB: 1 S: 11 P: 17	R: 0 H: 1 E: 0 LOB: 1 K: 2 BB: 0 S: 8 P: 11	R: 1 H: 1 E: 0 LOB: 2 K: 0 BB: 2 S: 15 P: 29	1B: 10 2B: 2 3B: 0 HR: 0	SF: 0 SAC: 0 DP: 1 HBP: 0					

Chicago Cubs @ Pittsburgh Pirates

PNC Park, Pittsburgh, PA

Tue Aug 29 2006, 7:05 PM EDT

Att. 14,618 - Cloudy - 73 F

TOP

livebaseballscorecards.com

AB	44
R	6
H	12
RBI	4
BB	7
SO	9
LOB	24

WP: 2 PA: 51
PB: 0
SB: 0
CS: 0

PITCHER		IP	WLS	BF	H	R	ER	SO	BB	IBB	HBP	BLK	WP	HR	S	P	ERA	WHIP
28 Paul Maholm, L ERA: 4.84	(1, 1)	5.0		25	7	4	3	4	3	0	0	0	1	0	69	113	5.40	2.000
39 Marty McLeary, R ERA: 4.5	(6, 1)	2.0		8	1	1	1	2	1	0	0	0	1	0	22	34	4.50	1.000
34 John Grabow, L ERA: 3.82	(8, 1)	1.1		6	1	0	0	1	0	1	0	0	0	0	10	17	0.00	0.750
16 Salomon Torres, R ERA: 3.76	(9, 1)	1.2		6	2	0	0	2	0	0	0	0	0	0	15	19	0.00	1.200
Damaso Marte, L ERA: 4.13	(11, 1)	0.1		2	0	1	1	0	1	0	0	0	0	0	3	7	27.00	3.000

PITCHER		IP	WLS	BF	H	R	ER	SO	BB	IBB	HBP	BLK	WP	HR	S	P	ERA	WHIP
55 Matt Capps, R ERA: 3.5	(11, 1)	0.2	W	4	1	0	0	0	1	0	0	0	0	0	12	22	0.00	3.000

Batter	1	2	3	4	5	6	7	8	9	10	11	AB	R	H	RBI	BB	SO	LOB
6 Chris Duffy, L (1, 8) OBP: 0.271, SLG: 0.277	B X 1-0 B1-3 ①		C F B F F X 1-2 P2 ③		X 0-0 1-2 3-H 1B ①		X 0-0 SH1-4 ① 2-3		C F B X 1-2 G5-3 ②		I I I I 4-0 BB 1-2 IBB	4	0	1	1	1	0	1
José Bautista, R (1, 5) OBP: 0.351, SLG: 0.446 (9, 9)	C B B C S 2-3 K ②			B S C B B X 3-2 G5-3 ①	F F B C 1-3 K ②		F B F S 1-3 K ②		B C B T B T 3-2 K ③		S B B B B 4-1 1-2 2-3 3-H BB	5	0	0	1	1	4	3
12 Freddy Sanchez, R (1, 6) OBP: 0.384, SLG: 0.490	B F X 1-1 F9 ③			C C X 0-2 G4-3 ②	F B F B B T 3-2 K ③		X 0-0 3-H 1B			B C X 1-1 P5 ①		5	0	1	1	0	1	2
Jason Bay, R (1, 7) OBP: 0.400, SLG: 0.541		C C B B X 2-2 G6-3 ①		S X 0-1 P3 ③		C X 0-1 F7 ①	1 SAFE X 0-0 L6 ③			B B B B 4-0 G1-6-3 BB		4	0	0	0	1	0	1
Xavier Nady, R (1, 9) OBP: 0.348, SLG: 0.481 (9, 3)		C C B S 1-3 K ②			F X 0-1 41 1B FC1 2B	F X 0-1 26 BB 41 FC3-6 1B		F F F B X 1-2 41 WP 26 SH5-4 1B		1 SAFE C B 1 SAFE F X 1-2 G1-6-3 ② ③ 1-2f		5	2	3	0	0	1	1
26 Ronny Paulino, R (1, 2) OBP: 0.369, SLG: 0.402		C C C 0-3 K ③			S B F C 1-3 K ①	B F B B F B 4-2 41 FC3-6 1-2 BB		X 0-0 SH5-4 ① 1-2			B S F X 1-2 G6-3 ①	3	0	0	0	1	2	1
41 Ryan Doumit, S (1, 3) OBP: 0.275, SLG: 0.366 16 Salomon Torres, R (9, 1) OBP: 0.250, SLG: 0.250 Damaso Marte, L (11, 1) 55 Matt Capps, R (11, 1) 11 Humberto Cota, R (11, PH) OBP: 0.252, SLG: 0.200 45 Ian Snell, R (11, PR) OBP: 0.109, SLG: 0.091			B F F X 1-2 G4-3 ①		B B B C F 2 SAFE X 3-2 E FC1 1B 2-3 1B	D S X 1-1 FC3-6 ② 1-2f 2-H		S D S F B B F S 3-3 K ② 2-3			B S S X 1-1 1B FC6 1B	4 0 0 0 1 0	1 0 0 0 0 1	1 0 0 0 1 0	0 0 0 0 0 0	0 0 0 0 0 0	1 0 0 0 0 0	2 0 0 0 0 0
Jose Castillo, R (1, 4) OBP: 0.320, SLG: 0.417			C X 0-1 L3 ②		B B X 2-0 FC1 1B 6 1B 1-3 3-H	C F B B X 2-2 P3 ③		C B S S 1-3 K ③			X 0-0 E FC6 BB 1-3 1B	5	2	1	1	0	1	3
28 Paul Maholm, L (1, 1) OBP: 0.160, SLG: 0.125 Jeromy Burnitz, L (5, PH) OBP: 0.295, SLG: 0.434 39 Marty McLeary, R (6, 1) 10 Rajai Davis, R (7, PH) OBP: 0.286, SLG: 0.333 34 John Grabow, L (8, 1) Joe Randa, R (9, 5) OBP: 0.313, SLG: 0.386			B B C S B X 3-2 E6		B F B X 2-1 6 1B 1-3 3-H 1B		B B B C X 3-1 6 SH1-4 12 1B 2B		B F F B F X 2-2 P5 ①		F B B B X 2-1 FC6 BB 6 IBB 1-3 3-H	1 1 0 1 0 2	0 0 0 1 0 0	0 1 0 1 0 1	0 1 0 0 0 0	0 0 0 0 0 0	0 0 0 0 0 1	0 0 0 0 0 1
Inning Stats	R: 0 H: 0 E: 0 LOB: 0 K: 1 BB: 0 S: 6 P: 10	R: 0 H: 0 E: 0 LOB: 0 K: 2 BB: 0 S: 9 P: 12	R: 0 H: 0 E: 1 LOB: 1 K: 0 BB: 0 S: 13 P: 18	R: 0 H: 0 E: 0 LOB: 0 K: 0 BB: 0 S: 8 P: 11	R: 3 H: 4 E: 1 LOB: 2 K: 3 BB: 0 S: 18 P: 30	R: 1 H: 1 E: 1 LOB: 1 K: 0 BB: 1 S: 11 P: 18	R: 1 H: 2 E: 0 LOB: 1 K: 1 BB: 0 S: 8 P: 12	R: 0 H: 1 E: 0 LOB: 1 K: 2 BB: 0 S: 13 P: 18	R: 0 H: 0 E: 0 LOB: 0 K: 1 BB: 0 S: 10 P: 16	R: 0 H: 0 E: 0 LOB: 0 K: 0 BB: 1 S: 5 P: 11	R: 2 H: 2 E: 1 LOB: 3 K: 0 BB: 2 S: 9 P: 21	1B: 8 SF: 0 2B: 2 SAC: 2 3B: 0 DP: 1 HR: 0 HBP: 0						WP: 1 PA: 47 PB: 0 SB: 0 CS: 0

PITCHER	IP	WLS	BF	H	R	ER	SO	BB	IBB	HBP	BLK	WP	HR	S	P	ERA	WHIP
38 Carlos Zambrano, R (1, 1) ERA: 3.33	7.0		31	7	5	3	7	1	0	0	0	0	0	73	111	3.86	1.143
43 Michael Wuertz, R (8, 1) ERA: 2.84	1.0		4	1	0	0	2	0	0	0	0	1	0	13	18	0.00	1.000
Bob Howry, R (9, 1) ERA: 3.56	1.0		3	0	0	0	1	0	0	0	0	0	0	10	16	0.00	0.000
David Aardsma, R (10, 1) ERA: 5.05	1.0		3	0	0	0	0	1	0	0	0	0	0	5	11	0.00	1.000
46 Ryan Dempster, R (11, 1) ERA: 4.13	0.1	L	6	2	2	1	0	1	1	0	0	0	0	9	21	27.00	9.000

PITCHER	IP	WLS	BF	H	R	ER	SO	BB	IBB	HBP	BLK	WP	HR	S	P	ERA	WHIP

BOTTOM

Chicago Cubs @ Pittsburgh Pirates

PNC Park, Pittsburgh, PA

Tue Aug 29 2006, 7:05 PM EDT

Att. 14,618 - Cloudy - 73 F

livebaseballscorecards.com

AB	41
R	7
H	10
RBI	6
BB	4
SO	10
LOB	15

Batter	1	2	3	4	5	6	7	8	9	10	11	AB	R	H	RBI	BB	SO	LOB
Juan Pierre, L (1, 8) OBP: 0.328, SLG: 0.386	L X 0-1 ① L7	C X 0-1 ② F7			C X 0-1 ① F7	C B F X 1-2 ③ FC4-6 1-2f		B X 1-0 2 1B 1-2 1B		B C C S S SAFE 1-3 ① K 1-2	F B S F S S 1-3 ③ K 1-2	5	0	1	0	0	0	1
13 Will Ohman, L (8, 1) OBP: 1.000, SLG: 1.000												0	0	0	0	0	0	0
24 Henry Blanco, R (10, PH) OBP: 0.299, SLG: 0.444												1	0	0	0	0	1	1
46 Ryan Dempster, R (10, 1)												1	0	0	0	0	1	2
2 Ryan Theriot, R (1, 4) OBP: 0.404, SLG: 0.471	C X 0-1 16 1B 1B	C X 0-1 16 S 1B			F X 0-1 ② P3	B C B X 2-1 SH5-4 G6-3 2B	B B C B X 3-1 1-2 2-H 1B			X 0-0 16 L4-6-3 2-3 1B		6	2	5	1	0	0	0
16 Aramis Ramirez, R (1, 5) OBP: 0.353, SLG: 0.559	S 1 SAFE F B X 1-2 1B 1B 19 1B 1-3 1B	B C X 1-1 ③ F8 1-2			B B F B X 3-1 2B	B B B B 4-0 G6-3 SH5-4 BB	C X 0-1 ③ L9			X 0-0 ② ③ L4-6-3 1-1		5	1	2	0	1	0	5
Phil Nevin, R (1, 3) OBP: 0.321, SLG: 0.456	D C B F D X 3-2 19 1B 1-2 3-H 1B	B B B C F F X 3-2 ① L3			B D F S C 2-3 ③ K		L X 0-1 ① SH5-4 1-2 2-3		C F B B F B O 4-2 SH1-4 1B BB		B B B C C F F F X 3-2 1B 1B 1B	3	1	1	1	0	1	1
44 Roberto Novoa, R (5, 1) OBP: 0.200, SLG: 0.400												0	0	0	0	0	0	0
Freddie Bynum, L (7, PH) OBP: 0.292, SLG: 0.406												0	0	0	0	0	0	0
43 Michael Wuertz, R (7, 1)												0	0	0	0	0	0	0
29 Ángel Pagán, S (8, 8) OBP: 0.324, SLG: 0.457												1	1	1	0	1	0	0
Jacque Jones, L (1, 9) OBP: 0.326, SLG: 0.493	B S B B X 3-1 19 1B 1-2 2-3 1B	X 0-0 P4-3 1B				B X 1-0 E6 5 2B G4-3	S X 0-1 ② G6-3 2-3 3-H		1 SAFE SAFE B X 1-0 5 G5-3 SH1-4 1-2 1B		B 1 SAFE X 1-0 1B 5 SF8 1-3 1B	6	2	4	1	0	0	1
Michael Barrett, R (1, 2) OBP: 0.373, SLG: 0.526	B X 1-0 ② P2	X 0-0 ② ③ P4-3 1-1f				C B X 1-1 ① G4-3 1-2	C B S F F B X 2-2 ③ L5		M X 0-1 ① SH1-4 1-2 2-3		X 0-0 5 SF8 19 G3 1-3 3-H 1B	5	0	1	1	0	0	6
19 Matt Murton, R (1, 7) OBP: 0.353, SLG: 0.418	C F D D F B X 3-2 1-2 2-H 3-H 1B			B B X 2-0 ① G6-3		C X 0-1 ② G6-3		B F C S 1-3 ① K	I I I 4-0 IBB		D X 1-0 ① G3 1-2	5	0	1	2	1	1	3
5 Ronny Cedeno, R (1, 6) OBP: 0.265, SLG: 0.325	B S D F S 2-3 ③ K			C B B X 2-2 ② G4-3		C C X 0-2 2-H 1B 2B		X 0-0 ② B1-3	B X 1-0 ② ③ G5-3 2-3f		B B F F F X 2-2 ② SF8 2-3 3-H	5	1	1	2	0	1	5
51 Juan Mateo, R (1, 1)		C B C S 1-3 ① K		T S S 0-3 ③ K		C D B X 2-1 FC4-6 2-H 1B		B F T S X 1-2 1B 2 1B 1B		B F F X 1-2 2 1B 24 S 1B	I I I 4-0 46 DI IBB	1	0	0	0	0	1	0
David Aardsma, R (3, 1)												0	0	0	0	0	0	0
38 Carlos Zambrano, S (4, PH) OBP: 0.154, SLG: 0.333												1	0	0	0	0	1	0
Les Walrond, L (4, 1)												0	0	0	0	0	0	0
John Mabry, L (5, 3) OBP: 0.353, SLG: 0.345												1	0	1	1	0	0	0
25 Derrek Lee, R (8, PH) OBP: 0.389, SLG: 0.435												2	1	2	0	1	0	0
												8, 3)						
Inning Stats	R: 3 E: 0 K: 1 S: 21 H: 5 LOB: 2 BB: 0 P: 34	R: 0 E: 0 K: 1 S: 9 H: 1 LOB: 1 BB: 0 P: 11	R: 0 E: 0 K: 0 S: 6 H: 1 LOB: 0 BB: 0 P: 9	R: 0 E: 0 K: 1 S: 7 H: 0 LOB: 0 BB: 0 P: 11	R: 0 E: 0 K: 1 S: 9 H: 1 LOB: 1 BB: 0 P: 14	R: 2 E: 1 K: 0 S: 13 H: 2 LOB: 1 BB: 0 P: 18	R: 1 E: 0 K: 0 S: 11 H: 1 LOB: 1 BB: 1 P: 19	R: 1 E: 0 K: 1 S: 12 H: 3 LOB: 2 BB: 0 P: 18	R: 0 E: 0 K: 0 S: 7 H: 1 LOB: 2 BB: 2 P: 17	R: 0 E: 0 K: 1 S: 8 H: 2 LOB: 1 BB: 0 P: 10	R: 2 E: 0 K: 1 S: 20 H: 3 LOB: 2 BB: 1 P: 32	1B: 17 2B: 5 3B: 0 HR: 0 SF: 1 SAC: 2 DP: 3 HBP: 0	WP: 0 PB: 0 SB: 2 CS: 0 PA: 55					

PITCHER		IP	WLS	BF	H	R	ER	SO	BB	IBB	HBP	BLK	WP	HR	S	P	ERA	WHIP
Victor Santos, R ERA: 5.54	(1, 1)	5.2		26	9	5	3	4	0	0	0	0	0	0	60	89	4.76	1.588
Damaso Marte, L ERA: 4.1	(6, 1)	0.1	H	2	1	0	0	0	0	0	0	0	0	0	5	8	0.00	3.000
54 Jonah Bayliss, R ERA: 6.0	(7, 1)	1.0	H	5	1	1	1	0	1	0	0	0	0	0	11	19	9.00	2.000
34 John Grabow, L ERA: 3.92	(8, 1)	0.2	B	5	3	1	1	1	0	0	0	0	0	0	10	16	13.50	4.500
16 Salomon Torres, R ERA: 3.69	(8, 1)	1.1		6	1	0	0	0	1	1	0	0	0	0	9	19	0.00	1.500

PITCHER		IP	WLS	BF	H	R	ER	SO	BB	IBB	HBP	BLK	WP	HR	S	P	ERA	WHIP
39 Marty McLeary, R ERA: 6.75	(10, 1)	2.0	W	11	5	2	2	2	0	1	0	0	0	0	28	42	9.00	2.500

TOP

Chicago Cubs @ Pittsburgh Pirates

PNC Park, Pittsburgh, PA

Wed Aug 30 2006, 12:35 PM EDT

Att. 12,730 - Cloudy - 68 F

livebaseballscorecards.com

AB	48
R	9
H	20
RBI	9
BB	4
SO	7
LOB	25

Batter	1	2	3	4	5	6	7	8	9	10	11	AB	R	H	RBI	BB	SO	LOB
6 Chris Duffy, L (1, 8) OBP: 0.271, SLG: 0.275	E6 1B 1B		1B 12 1B 2-3 BB	SF7 3-H	L4		G5-3		F7		F7	5	2	1	1	1	0	8
José Bautista, R (1, 5) OBP: 0.352, SLG: 0.443	12 FC5-4 2-H 1B		12 1B 1-2 1B	F8	K			F9		K 1-2	4-0 12 1B 1-2 2-3 BB	6	0	2	1	1	2	3
12 Freddy Sanchez, R (1, 6) OBP: 0.384, SLG: 0.488	SAFE FC5-4 FC5-4 1-2f		1B SF8 1-3 2-H 3-H 1B	BB 1-2		K		L5		K	1B 1-2 2-H 3-H	6	1	2	4	1	2	1
Jason Bay, R (1, 7) OBP: 0.401, SLG: 0.540	FC5-4 1-2f		1B 1-3 1B	K		K		26 FC6-4 1B		10 S 1B		6	0	3	0	0	2	3
Jeromy Burnitz, L (1, 9) OBP: 0.294, SLG: 0.433 26 Ronny Paulino, R (8, PH) OBP: 0.368, SLG: 0.401 10 Rajai Davis, R (9, 9) OBP: 0.250, SLG: 0.286	K		SF8 3-H		41 BB 1B 1B	K	SAFE FC6-4 1-2f		L7 1-2			3 1 1	1 0 0	1 0 0	1 0 0	0 0 0	2 0 0	1 1 1
Xavier Nady, R (1, 3) OBP: 0.350, SLG: 0.481		F8 SAFE 1-2 1B			F8		41 FC6-4 S 1B		L8		41 G1-3 1B 1B	6	1	3	0	0	0	1
41 Ryan Doumit, S (1, 2) OBP: 0.279, SLG: 0.347	G3	K			1B 1-2 1B BB		FC6-4 1-2 HBP		L5		G1-3 1-2	4	1	0	0	1	1	3
Jose Castillo, R (1, 4) OBP: 0.324, SLG: 0.422	K			SH 6 SF7 2B	1B 1-3 2-H 1B		FC6-4 1-2f 2-3		2 1B 1B		11 BB 12 1B 2-H 1B	6	2	4	2	0	1	2
Victor Santos, R (1, 1) OBP: 0.167, SLG: 0.194 Damaso Marte, L (8, 1) 54 Jonah Bayliss, R (7, 1) Joe Randa, R (7, PH) OBP: 0.312, SLG: 0.394 34 John Grabow, L (8, 1) 16 Salomon Torres, R (8, 1) 2 Jack Wilson, SS (9, PH) OBP: 0.313, SLG: 0.396 39 Marty McLeary, R (10, 1) 11 Humberto Cota, R (11, PH) OBP: 0.000, SLG: 0.000			6 WP 12 1B 2B	SH 12 BB 2-3			SAFE SAFE P3		SAFE 1-3 1B		12 BB 1B 1-2 1B	2 0 0 0 1 0 0 0 1	1 0 0 0 0 0 0 1 1	2 0 0 0 0 0 0 0 1	1 0 0 0 0 0 0 0 0	0 0 0 0 0 0 0 0 0	0 0 0 0 0 0 0 0 0	0 0 0 2 0 0 0 0 0
Inning Stats	R: 1 H: 2 E: 1 LOB: 1 K: 1 BB: 0 S: 18 P: 26	R: 0 H: 0 E: 0 LOB: 0 K: 1 BB: 0 S: 6 P: 10	R: 3 H: 5 E: 0 LOB: 2 K: 1 BB: 1 S: 25 P: 37	R: 1 H: 1 E: 0 LOB: 2 K: 1 BB: 1 S: 11 P: 20	R: 2 H: 3 E: 0 LOB: 2 K: 1 BB: 1 S: 15 P: 25	R: 0 H: 0 E: 0 LOB: 0 K: 3 BB: 0 S: 12 P: 16	R: 0 H: 1 E: 0 LOB: 2 K: 0 BB: 0 S: 15 P: 21	R: 0 H: 1 E: 0 LOB: 1 K: 0 BB: 0 S: 11 P: 18	R: 0 H: 2 E: 0 LOB: 2 K: 0 BB: 0 S: 12 P: 19	R: 0 H: 1 E: 0 LOB: 1 K: 2 BB: 0 S: 12 P: 17	R: 3 H: 4 E: 0 LOB: 2 K: 0 BB: 1 S: 14 P: 24	1B: 18 SF: 2 2B: 2 SAC: 1 3B: 0 DP: 0 HR: 0 HBP: 1						

PITCHER		IP	WLS	BF	H	R	ER	SO	BB	IBB	HBP	BLK	WP	HR	S	P	ERA	WHIP
51 Juan Mateo, R ERA: 4.15	(1, 1)	2.0		11	4	4	4	2	1	0	0	0	1	0	34	53	18.00	2.500
David Aardsma, R ERA: 5.15	(3, 1)	1.0		5	3	0	0	1	0	0	0	0	0	0	15	20	0.00	3.000
Les Walrond, L ERA: 16.62	(4, 1)	1.2		12	4	3	3	1	2	0	0	0	0	0	23	40	16.20	3.600
44 Roberto Novoa, R ERA: 4.57	(5, 1)	1.1		4	0	0	0	4	0	0	0	0	0	0	15	21	0.00	0.000
43 Michael Wuertz, R ERA: 2.67	(7, 1)	1.2		8	2	0	0	0	0	0	1	0	0	0	24	36	0.00	1.200

PITCHER		IP	WLS	BF	H	R	ER	SO	BB	IBB	HBP	BLK	WP	HR	S	P	ERA	WHIP
13 Will Ohman, L ERA: 4.42	(8, 1)	1.1		6	2	0	0	0	0	0	0	0	0	0	14	22	0.00	1.500
46 Ryan Dempster, R ERA: 4.45	(10, 1)	1.2	L	11	5	3	3	2	1	0	0	0	0	0	26	41	16.20	3.600

BOTTOM

Chicago Cubs @ Pittsburgh Pirates

PNC Park, Pittsburgh, PA

Wed Aug 30 2006, 12:35 PM EDT

Att. 12,730 - Cloudy - 68 F

livebaseballscorecards.com

AB	49
R	10
H	20
RBI	10
BB	4
SO	10
LOB	26

WP: 1 PA: 57
PB: 0
SB: 2
CS: 0

Batter	1	2	3	4	5	6	7	8	9	AB	R	H	RBI	BB	SO	LOB
6 Chris Duffy, L (1, 8) OBP: 0.271, SLG: 0.275	C C X 0-2 ① G2-3		C B C F X 1-2 ③ F9			B F X 1-1 E9 1B		C S B F F F S 1-3 ③ K		4	0	1	0	0	1	0
José Bautista, R (1, 5) OBP: 0.348, SLG: 0.438	C C B S 1-3 ② K			X 0-0 ① G6-3		B F B C B C 3-3 ② K			C X 0-1 ① G5-3	4	0	0	0	0	2	1
12 Freddy Sanchez, R (1, 6) OBP: 0.382, SLG: 0.484	C C B C 1-3 ③ K			C F F F X 0-2 ② G6-3		C X 0-1 ③ G6-3			X 0-0 ② G6-3	4	0	0	0	0	1	1
Jason Bay, R (1, 7) OBP: 0.398, SLG: 0.536		C T B F C 1-3 ① K		F F B S 1-3 ③ K			B S F S 1-3 ① K		B X 1-0 ③ G5-3	4	0	0	0	0	3	0
Xavier Nady, R (1, 9) OBP: 0.350, SLG: 0.478		F B F X 1-2 ② G1-3			B X 1-0 ① G5-3		B H 2-0 41 FC6-4 HBP			2	0	0	0	0	0	0
41 Ryan Doumit, S (1, 3) OBP: 0.270, SLG: 0.333		B B B C F X 3-2 ③ F9			C X 0-1 ② G6-3		C X 0-1 ② FC6-4 1-2f			3	0	0	0	0	0	1
26 Ronny Paulino, R (1, 2) OBP: 0.370, SLG: 0.403			B C F B X 2-2 G4-3 WP 57 G3-1 1B		X 0-0 FC6-4 1B		X 0-0 ③ G5-3			3	1	2	0	0	0	1
Jose Castillo, R (1, 4) OBP: 0.322, SLG: 0.420			B C S B F X 2-2 ① G4-3 1-3		S X 0-1 ③ FC6-4 1-2f			X 0-0 ① F8		3	0	0	0	0	0	2
57 Zach Duke, L (1, 1) OBP: 0.220, SLG: 0.259 2 Jack Wilson, R (8, PH) OBP: 0.313, SLG: 0.379 59 Brian Rogers, R (8, 1)			B X 1-0 ② G3-1 3-H			B X 1-0 ① G4-3		B C F F C 1-3 ② K		2 1 0	0 0 0	0 0 0	1 0 0	0 0 0	0 1 0	0 0 0
Inning Stats	R: 0 E: 0 K: 2 S: 9 H: 0 LOB: 0 BB: 0 P: 11	R: 0 E: 0 K: 1 S: 10 H: 0 LOB: 0 BB: 0 P: 15	R: 1 E: 0 K: 0 S: 12 H: 1 LOB: 0 BB: 0 P: 18	R: 0 E: 0 K: 1 S: 9 H: 0 LOB: 0 BB: 0 P: 10	R: 0 E: 0 K: 0 S: 6 H: 1 LOB: 1 BB: 0 P: 7	R: 0 E: 1 K: 1 S: 8 H: 1 LOB: 1 BB: 0 P: 13	R: 0 E: 0 K: 1 S: 6 H: 0 LOB: 1 BB: 0 P: 9	R: 0 E: 0 K: 2 S: 12 H: 0 LOB: 0 BB: 0 P: 14	R: 0 E: 0 K: 0 S: 4 H: 0 LOB: 0 BB: 0 P: 5	1B: 3 2B: 0 3B: 0 HR: 0	SF: 0 SAC: 0 DP: 0 HBP: 1			WP: 1 PB: 0 SB: 0 CS: 0	PA: 31	

PITCHER	IP	WLS	BF	H	R	ER	SO	BB	IBB	HBP	BLK	WP	HR	S	P	ERA	WHIP
29 Chris Carpenter, R (1, 1) ERA: 2.87	9.0	W	31	3	1	1	8	0	0	1	0	1	0	76	102	1.00	0.333

PITCHER	IP	WLS	BF	H	R	ER	SO	BB	IBB	HBP	BLK	WP	HR	S	P	ERA	WHIP

TOP

Pittsburgh Pirates @ St. Louis Cardinals

Busch Stadium, St. Louis, MO

Fri Sep 01 2006, 7:10 PM CDT
Att. 42,091 - Partly Cloudy - 76 F

livebaseballscorecards.com

AB	30
R	1
H	3
RBI	1
BB	0
SO	8
LOB	6

Pittsburgh Pirates @ St. Louis Cardinals

Busch Stadium, St. Louis, MO

Fri Sep 01 2006, 7:10 PM CDT
Att. 42,091 - Partly Cloudy - 76 F

livebaseballscorecards.com

Batter	1	2	3	4	5	6	7	8	9	AB	R	H	RBI	BB	SO	LOB
3 Preston Wilson, R (1, 9) OBP: 0.310, SLG: 0.422	4-1 43 1B 1B BB		0-1 HR	1-0 G1-3			0-0 F7			3	2	1	1	1	0	2
So Taguchi, R (1, 7) OBP: 0.333, SLG: 0.357	0-2 43 1B WP 1-2 1B		1-1 G4-3		0-0 G4-3		1-1 F9			4	1	1	0	0	0	0
5 Albert Pujols, R (1, 3) OBP: 0.418, SLG: 0.657	0-1 F7		2-1 P3		2-1 G6-3		1-1 G4-3			4	0	0	0	0	0	2
27 Scott Rolen, R (1, 5) OBP: 0.385, SLG: 0.545	3-2 F4		0-0 1B		0-0 43 1B 1B			4-2 G6-4-3 BB		3	0	2	0	1	0	2
43 Juan Encarnacion, R (1, 8) OBP: 0.318, SLG: 0.459	1-1 WP 1-3 2-H 1B		2-0 G1-3		3-2 1-2 1B			0-2 P5		4	0	2	1	0	0	2
Ronnie Belliard, R (1, 4) OBP: 0.333, SLG: 0.398	1-2 G6-3 1-2 3-H			0-1 G5-3	1-0 G6-3			0-2 G6-4-3 1-2f		4	0	0	0	0	0	4
Aaron Miles, S (1, 6) OBP: 0.337, SLG: 0.351		2-2 G6-3		0-1 29 1B 1B		0-0 B4-3				3	0	1	0	0	0	0
4 Yadier Molina, R (1, 2) OBP: 0.266, SLG: 0.325		0-0 G1-3		1-0 F9		3-1 G6-3				3	0	0	0	0	0	1
29 Chris Carpenter, R (1, 1) OBP: 0.143, SLG: 0.143		2-1 G6-3		0-0 1-2 1B		1-1 G1-3				3	0	1	0	0	0	0

Inning Stats	1	2	3	4	5	6	7	8	9	AB	R	H	RBI	BB	SO	LOB
	R: 2 E: 0 K: 0 S: 14	H: 2 LOB: 1 BB: 1 P: 23	R: 0 E: 0 K: 0 S: 7	H: 0 LOB: 0 BB: 0 P: 11	R: 1 E: 0 K: 0 S: 8	H: 2 LOB: 1 BB: 0 P: 13	R: 0 E: 0 K: 0 S: 7	H: 2 LOB: 2 BB: 0 P: 9	R: 0 E: 0 K: 0 S: 10	H: 2 LOB: 2 BB: 0 P: 16	R: 0 E: 0 K: 0 S: 5	H: 0 LOB: 0 BB: 0 P: 9	R: 0 E: 0 K: 0 S: 5	H: 0 LOB: 0 BB: 0 P: 7	R: 0 E: 0 K: 0 S: 11	H: 0 LOB: 0 BB: 1 P: 15	

PITCHER		IP	WLS	BF	H	R	ER	SO	BB	IBB	HBP	BLK	WP	HR	S	P	ERA	WHIP
57 Zach Duke, L ERA: 4.97	(1, 1)	7.0	L	30	8	3	3	0	1	0	0	0	1	1	56	88	3.86	1.286
59 Brian Rogers, R ERA:	(8, 1)	1.0		3	0	0	0	0	1	0	0	0	0	0	11	15	0.00	1.000

PITCHER	IP	WLS	BF	H	R	ER	SO	BB	IBB	HBP	BLK	WP	HR	S	P	ERA	WHIP

AB	31
R	3
H	8
RBI	2
BB	2
SO	0
LOB	13

1B: 7	SF: 0	WP: 1	PA: 33
2B: 0	SAC: 0	PB: 0	
3B: 0	DP: 1	SB: 0	
HR: 1	HBP: 0	CS: 0	

Batter	1	2	3	4	5	6	7	8	9	AB	R	H	RBI	BB	SO	LOB
6 Chris Duffy, L (1, 8) OBP: 0.270, SLG: 0.271	C F F F X 0-2 ① L3		B H 2-0 G6-4-3 HBP			C S 1 SAFE F 1 SAFE X 0-2 ① FC4-6 CS 1-2f		1 SAFE F B F F F F 1 SAFE C 1-3 ① K		3	0	0	0	0	1	2
José Bautista, R (1, 5) OBP: 0.347, SLG: 0.439	B B B C X 3-1 12 G3 2B		C X 0-1 ②③ G6-4-3 1-2f			B 1 SAFE B B F X 3-1 ②③ G6-3 1-2		P B X 2-0 ②③ G5-4-3 1-2f		4	0	1	0	0	0	4
12 Freddy Sanchez, R (1, 6) OBP: 0.380, SLG: 0.482	B C B B C X 3-2 ② G3 2-3			X 0-0 ① G6-3			C X 0-1 41 BB 26 SF9 1B 1B		F X 0-1 ① F9	4	1	1	0	0	0	1
Jason Bay, R (1, 7) OBP: 0.395, SLG: 0.531	C F S 0-3 ③ K			C B C C 1-3 ② K			F S B S 1-3 ① K		F B B B C S 3-3 ② K	4	0	0	0	0	4	2
Xavier Nady, R (1, 9) OBP: 0.349, SLG: 0.476		B B X 2-0 ① G5-3		B B F X 2-1 ③ P3			X 0-0 26 SF9 41 BB 1-2 1B		C B X 1-1 ③ P4	4	0	1	0	0	0	0
41 Ryan Doumit, S (1, 3) OBP: 0.272, SLG: 0.325 16 Salomon Torres, R (8, 1) OBP: 0.250, SLG: 0.250		F F B B S 2-3 ② K			C B X 1-1 ① F9		B S B B D 4-1 FC6 1-2 2-3 BB			2 0	0 0	0 0	0 0	1 0	1 0	0 0
26 Ronny Paulino, R (1, 2) OBP: 0.368, SLG: 0.401		B B B C F X 3-2 ③ L4			X 0-0 ② L4		X 0-0 ② SF9 2-3 3-H			2	0	0	1	0	0	0
Jose Castillo, R (1, 4) OBP: 0.322, SLG: 0.419			C F X 0-2 SH1-4 1B		C X 0-1 ③ L4		B X 1-0 ③ FC6 1-2f			3	0	1	0	0	0	2
Shawn Chacon, R (1, 1) 10 Rajai Davis, R (6, PH) OBP: 0.333, SLG: 0.375 55 Matt Capps, R (6, 1) Joe Randa, R (8, PH) OBP: 0.315, SLG: 0.387 (8, 3)			C X 0-1 ① SH1-4 1-2			B B X 2-0 6 FC4-6 1B		C B B F X 2-2 G5-4-3 1B		0 1 0 1	0 0 0 0	0 1 0 1	0 0 0 0	0 0 0 0	0 0 0 0	0 0 0 0
Inning Stats	R: 0 E: 0 K: 1 S: 13 H: 1 LOB: 1 BB: 0 P: 19	R: 0 E: 0 K: 1 S: 7 H: 0 LOB: 0 BB: 0 P: 14	R: 0 E: 0 K: 0 S: 7 H: 1 LOB: 1 BB: 0 P: 9	R: 0 E: 0 K: 1 S: 6 H: 0 LOB: 0 BB: 0 P: 9	R: 0 E: 0 K: 0 S: 5 H: 0 LOB: 0 BB: 0 P: 6	R: 0 E: 0 K: 0 S: 7 H: 1 LOB: 0 BB: 0 P: 12	R: 1 E: 0 K: 1 S: 9 H: 2 LOB: 2 BB: 1 P: 15	R: 0 E: 0 K: 1 S: 11 H: 1 LOB: 0 BB: 0 P: 15	R: 0 E: 0 K: 1 S: 7 H: 0 LOB: 0 BB: 0 P: 11	1B: 5 2B: 1 3B: 0 HR: 0	SF: 1 SAC: 1 DP: 2 HBP: 1						

TOP

Pittsburgh Pirates @ St. Louis Cardinals

Busch Stadium, St. Louis, MO

Sat Sep 02 2006, 6:15 PM CDT
Att. 41,466 - Partly Cloudy - 77 F

livebaseballscorecards.com

AB	28
R	1
H	6
RBI	1
BB	1
SO	6
LOB	11

PITCHER		IP	WLS	BF	H	R	ER	SO	BB	IBB	HBP	BLK	WP	HR	S	P	ERA	WHIP
Jeff Weaver, R ERA: 5.92	(1, 1)	7.0	L	26	5	1	1	4	1	0	1	0	0	0	54	84	1.29	0.857
41 Braden Looper, R ERA: 3.71	(8, 1)	2.0		6	1	0	0	2	0	0	0	0	0	0	18	26	0.00	0.500

PITCHER	IP	WLS	BF	H	R	ER	SO	BB	IBB	HBP	BLK	WP	HR	S	P	ERA	WHIP

BOTTOM

Batter	1	2	3	4	5	6	7	8	9	AB	R	H	RBI	BB	SO	LOB
Aaron Miles, S (1, 6) OBP: 0.340, SLG: 0.358	B B C X 2-1 26 WP 5 BB 1B	C B F F F F X 1-2 ③ F7			C C X 0-2 2B		X 0-0 ② F7		B C X 1-1 5 FC6-4 1B	5	0	3	0	0	0	2
16 Chris Duncan, L (1, 9) OBP: 0.388, SLG: 0.621	B B X 2-0 ① P6		B B B B 4-0 27 BB BB		S B B B C S 3-3 ① K		X 0-0 ③ G6-3		F X 0-1 ② F8	4	0	0	0	1	1	3
5 Albert Pujols, R (1, 3) OBP: 0.420, SLG: 0.655	C F B 1 D F D B SAFE 4-2 26 WP 1-2 BB		X 0-0 ① L7		I I I I 4-0 IBB			B C X 1-1 26 SH3-4 27 1B 1B	C B F B X 2-2 ③ FC6-4 1-2f	3	0	1	0	2	0	2
27 Scott Rolen, R (1, 5) OBP: 0.386, SLG: 0.543	B C B X 2-1 ② F4		B B B C B 4-1 1-2 BB		B F X 1-1 ② F7			F X 0-1 26 SH3-4 1-2 1B		3	0	1	0	1	0	4
26 Scott Spiezio, S (1, 7) OBP: 0.342, SLG: 0.439	B C B S X 2-2 ③ L3 1-2 2-3		B B B F X 2-1 ② F9		B B C D F F T 3-2 ③ K			X 0-0 ① SH3-4 1-2 2-3		3	0	0	0	0	1	6
43 Juan Encarnacion, R (1, 8) OBP: 0.320, SLG: 0.458		X 0-0 1B 1B	B C B X 2-1 ③ G4-3			B X 1-0 ① F9		I I I I 4-0 IBB		3	0	1	0	1	0	2
Ronnie Belliard, R (1, 4) OBP: 0.334, SLG: 0.399		X 0-0 SH1-3 1-3 1B		F F B C 1-3 ① K		S X 0-1 4 G4-6-3 1B		C F S 0-3 ② K		4	0	2	0	0	2	3
4 Yadier Molina, R (1, 2) OBP: 0.264, SLG: 0.322 3 Preston Wilson, R (8, PH) OBP: 0.310, SLG: 0.421 Mike Rose, S (9, 2)	B B X 2-0 ① P6		S B X 1-1 ② F8			1 SAFE F F F F X 0-2 ②③ G4-6-3 1-2f		B B S F S 2-3 ③ K		3 1 0	0 0 0	0 0 0	0 0 0	0 0 0	0 1 0	3 3 0
Jeff Weaver, R (1, 1) OBP: 0.227, SLG: 0.150 53 John Rodriguez, L (7, PH) OBP: 0.377, SLG: 0.447 41 Braden Looper, R (8, 1) OBP: 0.500, SLG: 1.000 Jose Vizcaino, S (9, PH) OBP: 0.292, SLG: 0.273	F X 0-1 ② SH1-3 1-2		B F S X 1-2 ③ G6-3				B F C B F S 2-3 ① K		C F F S 0-3 ① K	1 1 0 1	0 0 0 0	0 0 0 0	0 0 0 0	0 0 0 0	0 1 0 1	0 0 0 0
Inning Stats	R: 0 E: 0 K: 0 S: 11 H: 1 LOB: 2 BB: 1 P: 23	R: 0 E: 0 K: 0 S: 12 H: 2 LOB: 2 BB: 0 P: 15	R: 0 E: 0 K: 0 S: 6 H: 0 LOB: 2 BB: 2 P: 18	R: 0 E: 0 K: 1 S: 8 H: 0 LOB: 0 BB: 0 P: 11	R: 0 E: 0 K: 2 S: 12 H: 1 LOB: 2 BB: 1 P: 23	R: 0 E: 0 K: 0 S: 7 H: 1 LOB: 0 BB: 0 P: 8	R: 0 E: 0 K: 1 S: 6 H: 0 LOB: 0 BB: 0 P: 8	R: 0 E: 0 K: 2 S: 11 H: 2 LOB: 3 BB: 1 P: 18	R: 0 E: 0 K: 1 S: 11 H: 1 LOB: 1 BB: 0 P: 14	1B: 7 2B: 1 3B: 0 HR: 0		SF: 0 SAC: 2 DP: 1 HBP: 0				

PITCHER	IP	WLS	BF	H	R	ER	SO	BB	IBB	HBP	BLK	WP	HR	S	P	ERA	WHIP
Shawn Chacon, R (1, 1) ERA: 6.75	5.0		23	4	0	0	3	3	1	0	0	1	0	49	90	0.00	1.400
55 Matt Capps, R (6, 1) ERA: 3.41	2.0	W	6	1	0	0	1	0	0	0	0	0	0	13	16	0.00	0.500
16 Salomon Torres, R (8, 1) ERA: 3.6	2.0	S	10	3	0	0	3	0	1	0	0	0	0	22	32	0.00	1.500

PITCHER	IP	WLS	BF	H	R	ER	SO	BB	IBB	HBP	BLK	WP	HR	S	P	ERA	WHIP

Pittsburgh Pirates @ St. Louis Cardinals

Busch Stadium, St. Louis, MO

Sat Sep 02 2006, 6:15 PM CDT
Att. 41,466 - Partly Cloudy - 77 F

livebaseballscorecards.com

AB	32
R	0
H	8
RBI	0
BB	5
SO	7
LOB	28

WP: 1 PB: 0 SB: 0 CS: 0 PA: 39

Batter	1	2	3	4	5	6	7	8	9	AB	R	H	RBI	BB	SO	LOB
6 Chris Duffy, L (1, 8) OBP: 0.266, SLG: 0.266	B C F B S 2-3 ① K		C C F F F X 0-2 ③ G5-3			B F B F F F F X 2-2 ① G5-3		C F S 0-3 ② K		4	0	0	0	0	2	0
José Bautista, R (1, 5) OBP: 0.344, SLG: 0.433	C S F S 0-3 ② K			X 0-0 ① P2		C C B S 1-3 ② K		B X 1-0 ③ F9		4	0	0	0	0	2	0
12 Freddy Sanchez, R (1, 6) OBP: 0.381, SLG: 0.485	B B C F S 2-3 ③ K			C B B X 2-1 WP 2B		S S S 0-3 ③ K			B X 1-0 FC5-4 26 1B BB 1B	4	1	2	0	0	2	0
Xavier Nady, R (1, 9) OBP: 0.348, SLG: 0.472		B B B C X 3-1 ① F9		B S X 1-1 ② F9			X 0-0 ① G6-3		C B B C B B 4-2 FC5-4 1-2 BB	3	0	0	0	1	0	1
Jason Bay, R (1, 7) OBP: 0.396, SLG: 0.531		B C F B X 2-2 1B		D B C B S 3-3 ③ K 2-3			B X 1-0 26 BB 1B		B C D C F X 2-2 ① FC5-4 26 1B 41 2B 1-2f 2-3	4	1	2	0	0	1	3
26 Ronny Paulino, R (1, 2) OBP: 0.369, SLG: 0.400		C 1 S B F S SAFE 1-3 ② K			X 0-0 ① P4		C D B F B B 4-2 FC6 1-2 BB		D F X 1-1 41 2B G5-3 1-3 3-H 1B	3	1	1	1	1	1	1
41 Ryan Doumit, S (1, 3) OBP: 0.281, SLG: 0.357		X 0-0 ③ G4-3			C S F F F F X 0-2 45 FC5 2B		B B F C C 2-3 ② K		X 0-0 WP 1-3 3-H 2B	4	0	2	1	0	1	3
Jose Castillo, R (1, 4) OBP: 0.320, SLG: 0.415			X 0-0 ① G6-3		B F B B B F S 3-3 ② K		S C B X 1-2 ③ FC6 1-2f		B B C F F F X 2-2 ② G5-3 3-H	4	0	0	1	0	1	4
45 Ian Snell, R (1, 1) OBP: 0.104, SLG: 0.087 44 Josh Sharpless, R (6, 1) 59 Brian Rogers, R (7, 1) 10 Rajai Davis, R (8, PH) OBP: 0.300, SLG: 0.333 54 Jonah Bayliss, R (8, 1) Joe Randa, R (9, PH) OBP: 0.314, SLG: 0.385			C C B S 1-3 ② K		B F S B B F X 2-2 ③ FC5 2-3			B C F F S 1-3 ① K	C B F B X 2-2 ③ G4-3 2-3	2 0 0 1 0 1	0 0 0 0 0 0	0 0 0 0 0 0	0 0 0 0 0 0	1 0 0 0 0 0	1 0 0 1 0 1	1 0 0 0 0 1
Inning Stats	R: 0 H: 0 E: 0 LOB: 0 K: 3 BB: 0 S: 10 P: 14	R: 0 H: 1 E: 0 LOB: 1 K: 1 BB: 0 S: 10 P: 16	R: 0 H: 0 E: 0 LOB: 0 K: 1 BB: 0 S: 10 P: 11	R: 0 H: 1 E: 0 LOB: 1 K: 1 BB: 0 S: 8 P: 14	R: 0 H: 1 E: 0 LOB: 1 K: 1 BB: 0 S: 15 P: 20	R: 0 H: 0 E: 0 LOB: 0 K: 2 BB: 0 S: 12 P: 15	R: 0 H: 1 E: 0 LOB: 2 K: 1 BB: 1 S: 10 P: 18	R: 0 H: 0 E: 0 LOB: 0 K: 2 BB: 0 S: 8 P: 10	R: 3 H: 3 E: 0 LOB: 1 K: 0 BB: 1 S: 18 P: 30	1B: 4 SF: 0 2B: 3 SAC: 0 3B: 0 DP: 0 HR: 0 HBP: 0						

TOP

Pittsburgh Pirates @ St. Louis Cardinals

Busch Stadium, St. Louis, MO

Sun Sep 03 2006, 1:15 PM CDT
Att. 42,205 - Partly Cloudy - 77 F

livebaseballscorecards.com

AB	34
R	3
H	7
RBI	3
BB	2
SO	12
LOB	14

PITCHER		IP	WLS	BF	H	R	ER	SO	BB	IBB	HBP	BLK	WP	HR	S	P	ERA	WHIP
23 Anthony Reyes, R ERA: 4.31	(1, 1)	6.1	W	24	4	0	0	9	1	0	0	0	1	0	69	99	0.00	0.789
50 Adam Wainwright, R ERA: 3.09	(7, 1)	1.2		5	0	0	0	3	0	0	0	0	0	0	14	19	0.00	0.000
Josh Hancock, R ERA: 3.84	(9, 1)	0.1		4	2	3	3	0	1	0	0	0	0	0	9	17	81.00	9.000
44 Jason Isringhausen, R ERA: 3.32	(9, 1)	0.2		3	1	0	0	0	0	0	0	0	1	0	9	13	0.00	1.500

PITCHER		IP	WLS	BF	H	R	ER	SO	BB	IBB	HBP	BLK	WP	HR	S	P	ERA	WHIP

WP: 2 PA: 36
PB: 0
SB: 0
CS: 0

BOTTOM

Pittsburgh Pirates @ St. Louis Cardinals

Busch Stadium, St. Louis, MO

Sun Sep 03 2006, 1:15 PM CDT
Att. 42,205 - Partly Cloudy - 77 F

livebaseballscorecards.com

Batter	1	2	3	4	5	6	7	8	9	AB	R	H	RBI	BB	SO	LOB
Aaron Miles, S (1, 6) OBP: 0.336, SLG: 0.353	B C B F X 2-2 G3 ①		C F S 0-3 K ①	X 0-0 G3 ③		C F S 0-3 K ③		X 0-0 F7 ③		5	0	0	0	0	2	4
16 Chris Duncan, L (1, 7) OBP: 0.390, SLG: 0.618	C S B B B S 3-3 K ②		X 0-0 5 HR 1B		B F B B X 3-1 5 HR 1B		B F X 1-1 G1-3 ①			4	2	2	0	0	1	0
5 Albert Pujols, R (1, 3) OBP: 0.423, SLG: 0.677	B X 1-0 HR		X 0-0 1-H HR		C B S B X 2-2 1-H HR		S B X 1-1 F7 ②			4	3	3	5	0	0	0
27 Scott Rolen, R (1, 5) OBP: 0.389, SLG: 0.542	C B B C B B 4-2 BB		B B B C B 4-1 BB		F F B B B F B 4-2 43 G6-4-3 BB		X 0-0 P4 ③			1	0	0	0	3	0	0
43 Juan Encarnacion, R (1, 8) OBP: 0.317, SLG: 0.455	C F C 0-3 K ③		D F B X 2-1 F8 ②		X 0-0 ① ② G6-4-3 1-2f			C X 0-1 P4 ①		4	0	0	0	0	1	3
3 Preston Wilson, R (1, 9) OBP: 0.309, SLG: 0.418		S S B S 1-3 K ①	C C X 0-2 F8 ③		F C B B X 2-2 P5 ③			S B F B B F B 4-2 1B 1B BB		3	1	0	0	1	1	1
Ronnie Belliard, R (1, 4) OBP: 0.335, SLG: 0.398		B S S B S 2-3 K ②	S B S B S 2-3 K ①		B B F B B 4-1 23 SH2 BB			B X 1-0 1B 1-2 1B		3	0	1	0	1	2	0
4 Yadier Molina, R (1, 2) OBP: 0.267, SLG: 0.327		B S C B F F X 2-2 1B	B F X 1-1 23 G4-3 2B		F B B B X 3-1 F8 ①			F F S 0-3 K ②		4	0	2	0	0	1	3
23 Anthony Reyes, R (1, 1) OBP: 0.150, SLG: 0.150	F C F C 0-3 K ③		X 0-0 G4-3 ② 2-3		1 SAFE L D 1 SAFE B X 2-1 SH2 ② 1-2			S X 0-1 1-3 2-H 1B		2	0	0	0	0	1	2
50 Adam Wainwright, R (7, 1) OBP: 0.500, SLG: 1.167										0	0	0	0	0	0	0
Mike Rose, S (8, PH) OBP: 1.000, SLG: 1.000										1	0	1	1	0	0	0
Josh Hancock, R (9, 1)										0	0	0	0	0	0	0
44 Jason Isringhausen, R (9, 1)										0	0	0	0	0	0	0
Inning Stats	R: 1 H: 1 E: 0 LOB: 1 K: 2 BB: 1 S: 12 P: 22	R: 0 H: 1 E: 0 LOB: 1 K: 3 BB: 0 S: 15 P: 20	R: 2 H: 2 E: 0 LOB: 1 K: 1 BB: 1 S: 11 P: 17	R: 0 H: 1 E: 0 LOB: 1 K: 1 BB: 0 S: 7 P: 10	R: 2 H: 2 E: 0 LOB: 0 K: 0 BB: 1 S: 12 P: 23	R: 0 H: 0 E: 0 LOB: 1 K: 1 BB: 1 S: 8 P: 17	R: 0 H: 0 E: 0 LOB: 0 K: 0 BB: 0 S: 5 P: 7	R: 1 H: 2 E: 0 LOB: 2 K: 1 BB: 1 S: 12 P: 17		1B: 5 SF: 0 2B: 1 SAC: 1 3B: 0 DP: 1 HR: 3 HBP: 0						WP: 0 PA: 37 PB: 0 SB: 0 CS: 0	

PITCHER		IP	WLS	BF	H	R	ER	SO	BB	IBB	HBP	BLK	WP	HR	S	P	ERA	WHIP
45 Ian Snell, R ERA: 4.83	(1, 1)	5.0	L	24	7	5	5	7	3	0	0	0	0	3	57	92	9.00	2.000
44 Josh Sharpless, R ERA: 2.45	(6, 1)	1.0		4	0	0	0	1	1	0	0	0	0	0	8	17	0.00	1.000
59 Brian Rogers, R ERA:	(7, 1)	1.0		3	0	0	0	0	0	0	0	0	0	0	5	7	0.00	0.000
54 Jonah Bayliss, R ERA: 6.43	(8, 1)	1.0		6	2	1	1	1	1	0	0	0	0	0	12	17	9.00	3.000

PITCHER	IP	WLS	BF	H	R	ER	SO	BB	IBB	HBP	BLK	WP	HR	S	P	ERA	WHIP

Batter	1	2	3	4	5	6	7	8	9	AB	R	H	RBI	BB	SO	LOB
6 Chris Duffy, L (1, 8) OBP: 0.277, SLG: 0.271	C F B B B B 4-2 12 1B BB 1B BB	C X 0-1 12 E SH3-4 1-2 1B		X 0-0 ① B4-3 1B	B F B B B 4-1 1-2 BB			B C X 1-1 FC6-4 1B		3	1	2	0	2	0	0
Joe Randa, R (1, 5) (6, 3) OBP: 0.317, SLG: 0.384	B B B B 4-0 1B 12 1B 1-2 2B BB	C X 0-1 ① SH3-4 1-2 2-3		C B F X 1-2 G5-3 12 1B 1B	F C S 0-3 ③ K			X 0-0 ① F8		3	1	1	0	1	1	3
12 Freddy Sanchez, R (1, 6) OBP: 0.382, SLG: 0.484	X 0-0 1B 1-2 2B 1B 2-3	B S X 1-1 FC6 G5-4-3 2-3 3-H		B X 1-0 G5-3 1-2 1B		X 0-0 ① F9		1 SAFE C B 1 SAFE F F F X 1-2 ② F9		5	1	2	0	0	0	2
Jason Bay, R (1, 7) OBP: 0.394, SLG: 0.527	X 0-0 1-2 2B 1B 2-3 3-H	B X 1-0 ② ③ G5-4-3 1-2f		B C B X 2-1 ② G5-3 1-2 2-3		B C S S X 1-3 ② K		1 SAFE B S X 1-1 ③ FC6-4 1-2f		5	1	1	1	0	1	5
Xavier Nady, R (1, 9) OBP: 0.351, SLG: 0.475	B X 1-0 1-H 2-H 3-H 2B		B X 1-0 ① F9	B B I I 4-0 IBB		S C B B F F X 2-2 1B			S X 0-1 ① G5-3	4	0	2	3	1	0	0
41 Ryan Doumit, S (1, 3) OBP: 0.290, SLG: 0.349 34 John Grabow, L (6, 1) Damaso Marte, L (7, 1) 55 Matt Capps, R (7, 1) Jeromy Burnitz, L (9, PH) OBP: 0.293, SLG: 0.431 16 Salomon Torres, R (9, 1) OBP: 0.250, SLG: 0.250	B F B B B B 4-1 G4-6-3 BB		C H 1-1 26 BB HBP	C B X 1-1 ③ L9		X 0-0 ③ F8			S B F B B F X 2-2 ② G3	2 0 0 0 0 1 0	0 0 0 0 0 0 0	0 0 0 0 0 0 0	0 0 0 0 0 0 0	1 0 0 0 0 0 0	0 0 0 0 0 0 0	4 0 0 0 0 0 0
26 Ronny Paulino, R (1, 2) OBP: 0.369, SLG: 0.398	F F B C 1-3 ① K	B B C B F B 4-2 1-2 BB			X 0-0 6 BB 1B		B F F B F B X 3-2 ① G6-3		B S F C 1-3 ③ K	4	0	1	0	1	2	2
Jose Castillo, R (1, 4) OBP: 0.317, SLG: 0.412	S S F F F B F X 1-2 ② ③ G4-6-3 1-2f		B X 1-0 ② F7		S D C F S 1-3 ① K		B C B B X 3-1 ② G5-3			4	0	0	0	0	1	5
28 Paul Maholm, L (1, 1) OBP: 0.170, SLG: 0.120 José Bautista, R (6, 5) OBP: 0.343, SLG: 0.432		B B C B B B 4-1 SH3-4 6 1B 12 E BB	C F B C 1-3 ③ K		B S L C 1-3 ② K		B S S B B B S 3-3 ③ K			2 1	1 0	0 0	0 0	1 0	2 1	3 0
Inning Stats	R: 4 H: 3 E: 0 LOB: 1 K: 1 BB: 3 S: 16 P: 31	R: 1 H: 1 E: 1 LOB: 1 K: 0 BB: 1 S: 8 P: 14	R: 0 H: 0 E: 0 LOB: 2 K: 1 BB: 1 S: 8 P: 16	R: 0 H: 2 E: 0 LOB: 3 K: 0 BB: 1 S: 9 P: 18	R: 0 H: 1 E: 0 LOB: 2 K: 3 BB: 1 S: 12 P: 18	R: 0 H: 1 E: 0 LOB: 1 K: 1 BB: 0 S: 10 P: 13	R: 0 H: 0 E: 0 LOB: 0 K: 1 BB: 0 S: 9 P: 18	R: 0 H: 1 E: 0 LOB: 1 K: 0 BB: 0 S: 10 P: 13	R: 0 H: 0 E: 0 LOB: 0 K: 1 BB: 0 S: 9 P: 12	1B: 8 SF: 0 2B: 1 SAC: 1 3B: 0 DP: 2 HR: 0 HBP: 1						

Pittsburgh Pirates @ Chicago Cubs

Wrigley Field, Chicago, IL

Mon Sep 04 2006, 1:20 PM CDT

Att. 37,994 - Cloudy - 67 F

TOP

livebaseballscorecards.com

AB	34
R	5
H	9
RBI	4
BB	7
SO	8
LOB	24

PITCHER		IP	WLS	BF	H	R	ER	SO	BB	IBB	HBP	BLK	WP	HR	S	P	ERA	WHIP
38 Carlos Zambrano, R ERA: 3.5	(1, 1)	1.1	L	12	4	5	4	1	4	0	0	0	0	0	23	43	27.00	6.000
44 Roberto Novoa, R ERA: 4.46	(2, 1)	0.2		1	0	0	0	0	0	0	0	0	0	0	1	2	0.00	0.000
Glendon Rusch, L ERA: 7.46	(3, 1)	2.0		11	2	0	0	1	1	1	1	0	0	0	17	34	0.00	1.500
David Aardsma, R ERA: 4.57	(5, 1)	3.0		12	2	0	0	5	1	0	0	0	0	0	31	49	0.00	1.000
Bob Howry, R ERA: 3.46	(8, 1)	1.0		4	1	0	0	0	0	0	0	0	0	0	10	13	0.00	1.000

PITCHER		IP	WLS	BF	H	R	ER	SO	BB	IBB	HBP	BLK	WP	HR	S	P	ERA	WHIP
43 Michael Wuertz, R ERA: 3.14	(9, 1)	1.0		3	0	0	0	1	0	0	0	0	0	0	9	12	0.00	0.000

BOTTOM

Pittsburgh Pirates @ Chicago Cubs

Wrigley Field, Chicago, IL

Mon Sep 04 2006, 1:20 PM CDT

Att. 37,994 - Cloudy - 67 F

livebaseballscorecards.com

Batter	1	2	3	4	5	6	7	8	9	AB	R	H	RBI	BB	SO	LOB
Juan Pierre, L (1, 8) OBP: 0.333, SLG: 0.389	BBBCB 4-1 25 S 16 E BB	DFCX 1-2 2 2B 1-2 2-3 3-H 1B			BBCBCB 4-2 16 S 2 SH1-3 BB		CX 0-1 1B		BF 1 SAFE X 1-1 ② F8	3	1	2	1	2	0	1
2 Ryan Theriot, R (1, 4) OBP: 0.400, SLG: 0.516 John Mabry, L (9, PH) OBP: 0.302, SLG: 0.343	CCB 1 SAFE F 1 SAFE 1 SAFE X 1-2 ① L9	FFX 0-2 1-H 2-H 3-H 2B			X 0-0 ① SH1-3 1-2		1 SAFE 1 SAFE P 1 SAFE FFF 1 SAFE FP 2-2 ② P5		SSS 0-3 ③ K	3 1	0 0	1 0	3 0	0 0	0 1	2 1
16 Aramis Ramirez, R (1, 5) OBP: 0.349, SLG: 0.546	CX 0-1 E5 25 G6-3 1-2	BX 1-0 ③ L8			CCB 2 SAFE BFFFF 3-3 F D F F S ② K 2-3		C 1 SAFE SX 0-2 ③ G4-3			4	0	0	0	0	1	4
25 Derrek Lee, R (1, 3) OBP: 0.376, SLG: 0.448	CBTBBFX 3-2 ②③ G6-3 1-2f 2-3		CBBX 2-1 ① F8		CFFBBS 2-3 ③ K			CBX 1-1 ① G6-3		4	0	0	0	0	1	3
19 Matt Murton, R (1, 7) OBP: 0.355, SLG: 0.425		CCBBX 2-2 ① G3	FBX 1-1 ② G6-3			BBX 2-0 ① G6-3		BCCX 1-2 1B		4	0	1	0	0	0	0
29 Ángel Pagán, S (1, 9) OBP: 0.327, SLG: 0.440		BBCBB 4-1 24 1B 1B BB	X 0-0 ③ G6-3			SCBFBBB 4-2 24 FC4-6 BB		CSFFBX 1-2 ② F9		2	1	0	0	2	0	1
24 Henry Blanco, R (1, 2) OBP: 0.293, SLG: 0.428	CS 1 SAFE BB 1 SAFE BX 3-2 9 HBP 1B 2 2B 1-3 1B		CBCFBX 2-2 ① P6			BX 1-0 ② FC4-6 1-2f		BCX 1-1 ③ F9		4	1	1	0	0	0	2
5 Ronny Cedeno, R (1, 6) OBP: 0.266, SLG: 0.324 Jacque Jones, L (9, PH) OBP: 0.329, SLG: 0.493		BFFBX 2-2 ② F7	CBFBFFFC 2-3 ② K			FFFFFBFFX 1-2 ③ F9			BFX 1-1 27 FC1-6 1B	3 1	0 0	0 1	0 0	0 0	1 0	3 0
38 Carlos Zambrano, S (1, 1) 0 AB, 0 H, 0.0 IP, 0.00 ERA 44 Roberto Novoa, R (2, 1) 0 AB, 0 H, 0.0 IP, 0.00 ERA 9 Scott Moore, L (2, PH) 0 AB, 0 H, 0.0 IP, 0.00 ERA Glendon Rusch, L (3, 1) ERA: 2.25, SLG: .500 David Aardsma, R (5, 1) 0 AB, 0 H, 0.0 IP, 0.00 ERA Freddie Bynum, L (7, PH) ERA: 0.00, SLG: 0.000 Bob Howry, L (8, 1) ERA: 7.00, SLG: 1.000 43 Michael Wuertz, R (9, 1) 0 AB, 0 H, 0.0 IP, 0.00 ERA 27 Buck Coats, L (9, PH) 0 AB, 0 H, 0.0 IP, 0.00 ERA		CBH 2-1 1B 2 2B 1-2 HBP	BBCFS 2-3 ③ K				FFS 0-3 ① K		X 0-0 ① FC1-6 1-2f	0 0 0 1 0 1 0 0 0 1	0 0 1 0 0 0 0 0 0 0	0 0 0 0 0 0 0 0 0 1	0 0 0 0 0 0 0 0 0 0	0 0 0 0 0 0 0 0 0 0	0 0 0 1 0 1 0 0 0 1	0 0 0 0 0 0 0 0 0 0
Inning Stats	R: 0 H: 0 E: 1 LOB: 1 K: 0 BB: 1 S: 11 P: 19	R: 4 H: 3 E: 0 LOB: 1 K: 0 BB: 1 S: 18 P: 33	R: 0 H: 0 E: 0 LOB: 0 K: 0 BB: 0 S: 5 P: 8	R: 0 H: 0 E: 0 LOB: 0 K: 2 BB: 0 S: 13 P: 19	R: 0 H: 0 E: 0 LOB: 1 K: 2 BB: 1 S: 17 P: 26	R: 0 H: 0 E: 0 LOB: 1 K: 0 BB: 0 S: 13 P: 21	R: 0 H: 1 E: 0 LOB: 1 K: 1 BB: 0 S: 14 P: 14	R: 0 H: 1 E: 0 LOB: 1 K: 0 BB: 0 S: 12 P: 16	R: 0 H: 1 E: 0 LOB: 1 K: 1 BB: 0 S: 8 P: 10	1B: 5 2B: 1 3B: 0 HR: 0	SF: 0 SAC: 1 DP: 1 HBP: 1			WP: 0 PB: 0 SB: 2 CS: 0	PA: 38		

	AB	32
	R	4
	H	6
	RBI	4
	BB	4
	SO	6
	LOB	18

PITCHER		IP	WLS	BF	H	R	ER	SO	BB	IBB	HBP	BLK	WP	HR	S	P	ERA	WHIP
28 Paul Maholm, L ERA: 4.91	(1, 1)	5.0	W	22	3	4	4	4	3	0	1	0	0	0	64	105	7.20	1.200
34 John Grabow, L ERA: 3.86	(6, 1)	1.0	H	4	0	0	0	0	1	0	0	0	0	0	13	21	0.00	1.000
Damaso Marte, L ERA: 4.07	(7, 1)	0.1	H	2	1	0	0	1	0	0	0	0	0	0	5	5	0.00	3.000
55 Matt Capps, R ERA: 3.33	(7, 1)	1.2	H	6	1	0	0	0	0	0	0	0	0	0	21	25	0.00	0.600
16 Salomon Torres, R ERA: 3.56	(9, 1)	1.0	S	4	1	0	0	1	0	0	0	0	0	0	8	10	0.00	1.000

PITCHER	IP	WLS	BF	H	R	ER	SO	BB	IBB	HBP	BLK	WP	HR	S	P	ERA	WHIP

Batter	1	2	3	4	5	6	7	8	9	AB	R	H	RBI	BB	SO	LOB
6 Chris Duffy, L (1, 8) OBP: 0.276, SLG: 0.268	C F C 0-3 ① K		C H 1-1 3B HBP	B B F X 2-1 ③ G5-3		D F X 1-1 ③ F8			1 SAFE X 0-0 ① SH3-4 1-2	3	1	0	0	0	1	2
José Bautista, R (1, 5) OBP: 0.344, SLG: 0.438 (8, 9)	B F X 1-1 HR 1B		B C S F 1 SAFE X 2-2 ② HR 3B 1-H	B B S X 2-1 ① P5			B B B C F F X 3-2 ① G4-3		D D C C X 2-2 ② FC6-5 WP 12 BB WP 2-3	5	3	2	1	0	0	2
12 Freddy Sanchez, R (1, 6) OBP: 0.384, SLG: 0.484 (8, 5)	X 0-0 ② F7		D D B C F F S 3-3 ② K	F X 0-1 HBP 1B			C B X 1-1 1B		B D B C B 4-1 WP WP 1-2 BB	4	0	2	0	1	1	2
Jason Bay, R (1, 7) OBP: 0.396, SLG: 0.539	B B S F X 2-2 ② HR 1-H		X 0-0 HR 3-H	C C C 0-3 ② K			F S S 0-3 ② K		B B C B S B 4-2 WP BB 1-2 2-3	4	2	2	4	1	2	2
Xavier Nady, R (1, 3) OBP: 0.351, SLG: 0.475	C B B C S 2-3 ③ K		C S T X 0-2 2B	S 1 SAFE H 1-1 HBP 1-2			C 1 SAFE X 0-1 ③ G6-3		B C S B S 2-3 ③ K 1-2 2-3 3-H	4	0	1	0	0	2	3
Jeromy Burnitz, L (1, 9) OBP: 0.291, SLG: 0.427 2 Jack Wilson, R (8, PH) OBP: 0.314, SLG: 0.379 (8, 6)		X 0-0 ① F7	C B F S 1-3 ③ K	F B B B X 3-1 ③ G3				B B B C B 4-1 26 K BB		3 0	0 0	0 0	0 0	0 1	1 0	3 0
26 Ronny Paulino, R (1, 2) OBP: 0.370, SLG: 0.402		C S B S 1-3 ② K		F B F B X 2-2 2B		B B C C F B X 3-2 1B		D F S F F B S 2-3 ① ② K 1-2		4	0	2	0	0	2	1
Jose Castillo, R (1, 4) OBP: 0.315, SLG: 0.408		B X 1-0 ③ G5-3		S F F S 0-3 ① K		F S B C 1-3 ① K		C S S 0-3 ③ K		4	0	0	0	0	3	2
Victor Santos, R (1, 1) OBP: 0.105, SLG: 0.158 39 Marty McLeary, R (4, 1) Joe Randa, R (5, PH) OBP: 0.333, SLG: 0.382 Damaso Marte, L (6, 1) 44 Josh Sharpless, R (7, 1) 34 John Grabow, L (8, 1) 41 Ryan Doumit, S (9, PH) OBP: 0.267, SLG: 0.244 10 Rajai Davis, R (9, PR) OBP: 0.364, SLG: 0.333 16 Salomon Torres, R (8, 1) OBP: 0.000, SLG: 0.000			B C F S 1-3 ① K	S S X 0-2 ② L3		D X 1-0 ② P4			C B X 1-1 FC6-5 6 SH3-4 1B	2 0 1 0 0 0 0 1 0 0	0 0 0 0 0 0 0 0 0 0	0 0 0 0 0 0 0 1 0 0	0 0 0 0 0 0 0 0 0 0	1 0 0 0 0 0 0 0 0 0	1 0 1 0 0 0 0 0 0 0	1 0 0 0 0 0 0 0 0 0
Inning Stats	R: 2 H: 2 E: 0 LOB: 0 K: 2 BB: 0 S: 12 P: 17	R: 0 H: 0 E: 0 LOB: 0 K: 1 BB: 0 S: 5 P: 7	R: 3 H: 3 E: 0 LOB: 1 K: 3 BB: 0 S: 20 P: 28	R: 0 H: 1 E: 0 LOB: 1 K: 1 BB: 0 S: 12 P: 16	R: 0 H: 1 E: 0 LOB: 2 K: 1 BB: 0 S: 10 P: 16	R: 0 H: 1 E: 0 LOB: 1 K: 1 BB: 0 S: 10 P: 16	R: 0 H: 1 E: 0 LOB: 1 K: 1 BB: 0 S: 11 P: 15	R: 0 H: 0 E: 0 LOB: 0 K: 2 BB: 1 S: 9 P: 15	R: 1 H: 1 E: 0 LOB: 3 K: 1 BB: 2 S: 12 P: 25	1B: 5 SF: 0 2B: 2 SAC: 1 3B: 1 DP: 0 HR: 2 HBP: 2						

TOP

Pittsburgh Pirates @ Chicago Cubs

Wrigley Field, Chicago, IL

Tue Sep 05 2006, 7:05 PM CDT

Att. 31,494 - Clear - 70 F

livebaseballscorecards.com

AB	35
R	6
H	10
RBI	5
BB	3
SO	13
LOB	19

WP: 2 PA: 41
PB: 0
SB: 0
CS: 0

PITCHER		IP	WLS	BF	H	R	ER	SO	BB	IBB	HBP	BLK	WP	HR	S	P	ERA	WHIP
51 Juan Mateo, R ERA: 5.1	(1, 1)	4.0		19	6	5	5	7	0	0	1	0	0	2	49	68	11.25	1.500
49 Carlos Marmol, R ERA: 5.5	(5, 1)	2.0		9	2	0	0	2	0	0	1	0	0	0	20	32	0.00	1.000
44 Roberto Novoa, R ERA: 4.39	(7, 1)	1.0		4	1	0	0	1	0	0	0	0	0	0	11	15	0.00	1.000
47 Scott Eyre, L ERA: 2.63	(8, 1)	1.0		3	0	0	0	2	1	0	0	0	0	0	9	15	0.00	1.000
46 Ryan Dempster, R ERA: 4.59	(9, 1)	1.0	L	6	1	1	1	1	2	0	0	0	2	0	12	25	9.00	3.000

PITCHER	IP	WLS	BF	H	R	ER	SO	BB	IBB	HBP	BLK	WP	HR	S	P	ERA	WHIP

Batter	1	2	3	4	5	6	7	8	9	AB	R	H	RBI	BB	SO	LOB
Juan Pierre, L (1, 8) OBP: 0.335, SLG: 0.392	C X 0-1 16 F9 25 1B 2B		B B C X 2-1 ① F8	B B X 2-0 16 S 1-2 2-H 3-H 1B		B B C X 2-1 ② P6		L F X 0-2 2 CS 2 S 1B		5	1	3	2	0	0	0
2 Ryan Theriot, R (1, 4) OBP: 0.413, SLG: 0.538	X 0-0 ① B3		C B B C B X 3-2 16 G6-3 3B	B X 1-0 ② F9 2-3		B C C B B F B 4-2 BB		S 1 B B B F B SAFE 4-2 ② 1-3 BB		3	1	1	0	2	0	3
16 Aramis Ramirez, R (1, 5) OBP: 0.347, SLG: 0.543 49 Carlos Marmol, R (5, 1) OBP: 0.227, SLG: 0.273 29 Angel Pagan, S (6, PH) OBP: 0.324, SLG: 0.437 44 Roberto Novoa, R (7, 1) OBP: 0.200, SLG: 0.400 47 Scott Eyre, L (8, 1) 58 Geovany Soto, R (8, PH) OBP: 0.250, SLG: 0.250 46 Ryan Dempster, R (9, 1)	F B 2 F X SAFE 1-2 ② F9 2-3		F B X 1-1 ② G6-3 3-H	B B S B S X 3-2 ③ G5-3 1-2		S B C 1 C SAFE 1-3 ③ K		B B X 2-0 ③ F9		3 0 1 0 0 1 0	0 0 0 0 0 0 0	0 0 0 0 0 0 0	1 0 0 0 0 0 0	0 0 1 0 0 0 0	0 0 1 0 0 0 0	3 0 1 0 0 1 0
25 Derrek Lee, R (1, 3) OBP: 0.383, SLG: 0.453	B X 1-0 S 3-H 1B		X 0-0 1B	B C B B X 3-1 ① F8		B X 1-0 F8 S 24 FC5-2 1B		B F B C S 2-3 ① K		5	0	3	1	0	1	0
Jacque Jones, L (1, 9) OBP: 0.327, SLG: 0.490	B S S D B S 3-3 ③ K 1-2		B 1 X SAFE 2-0 ③ G4-3	B F B X 2-1 19 1B E8 24 1B		B C B X 2-1 ① F8 1-3		F S B B B F S 3-3 ② K		5	1	1	0	0	2	3
19 Matt Murton, R (1, 7) OBP: 0.360, SLG: 0.429		B B C X 2-1 24 G6-4-3 1B		B B F F S 2-3 ① K	B C B X 2-1 24 E 2-3 1B		D B C B F D 4-2 24 FC5-2 BB		B F S X 1-2 24 1B 1B	4	0	3	0	1	1	0
24 Henry Blanco, R (1, 2) OBP: 0.296, SLG: 0.427 27 Buck Coats, L (9, PR)		C B F F X 1-2 ① ② G6-4-3 1-2f		B X 1-0 ② 9 BB 5 1B 1B 1B	F C F B 1 F F F X SAFE 1-2 ② G5-3 1-2 3-H		X 0-0 ② FC5-2 1-2 3-H		B B F X 2-1 1-2 1B	5 0	1 0	2 0	0 0	0 0	0 0	4 0
5 Ronny Cedeno, R (1, 6) OBP: 0.268, SLG: 0.328 Freddie Bynum, L (9, PH) OBP: 0.286, SLG: 0.387		C B B F X 2-2 2B		B B C F X 2-2 9 BB 1-2 1B 1B	B X 1-0 ③ G5-3		C C S 0-3 ③ K		B F F B B S 3-3 ③ K	4 1	1 0	2 0	0 0	0 0	1 1	3 2
51 Juan Mateo, R (1, 1) 9 Scott Moore, L (4, PH) (5, 5)		B B B C X 3-1 ③ G6-3		C B F B B B 4-2 2 F9 1-2 2-3 1B BB		S B C B S 2-3 ① K		S X 0-1 ① G4-3		1 2	0 0	0 0	0 0	0 1	0 1	1 0
Inning Stats	R: 1 H: 2 E: 0 LOB: 1 K: 1 BB: 0 S: 10 P: 15	R: 0 H: 2 E: 0 LOB: 1 K: 0 BB: 0 S: 11 P: 19	R: 1 H: 2 E: 0 LOB: 1 K: 0 BB: 0 S: 9 P: 17	R: 2 H: 3 E: 0 LOB: 2 K: 1 BB: 1 S: 14 P: 29	R: 1 H: 2 E: 2 LOB: 1 K: 0 BB: 0 S: 14 P: 23	R: 0 H: 0 E: 0 LOB: 1 K: 2 BB: 1 S: 11 P: 20	R: 0 H: 1 E: 0 LOB: 2 K: 1 BB: 1 S: 9 P: 16	R: 0 H: 1 E: 0 LOB: 1 K: 0 BB: 1 S: 8 P: 14	R: 0 H: 2 E: 0 LOB: 2 K: 3 BB: 0 S: 15 P: 26	1B: 12 2B: 2 3B: 1 HR: 0	SF: 0 SAC: 0 DP: 1 HBP: 0				WP: 0 PB: 0 SB: 4 CS: 1	PA: 44	

BOTTOM

Pittsburgh Pirates @ Chicago Cubs

Wrigley Field, Chicago, IL

Tue Sep 05 2006, 7:05 PM CDT

Att. 31,494 - Clear - 70 F

livebaseballscorecards.com

AB	40
R	5
H	15
RBI	4
BB	4
SO	8
LOB	21

PITCHER		IP	WLS	BF	H	R	ER	SO	BB	IBB	HBP	BLK	WP	HR	S	P	ERA	WHIP
Victor Santos, R ERA: 5.7	(1, 1)	3.1		19	9	4	4	2	1	0	0	0	0	0	40	72	10.80	3.000
39 Marty McLeary, R ERA: 4.76	(4, 1)	1.2		7	2	1	0	0	0	0	0	0	0	0	18	31	0.00	1.200
Damaso Marte, L ERA: 3.99	(6, 1)	1.0		4	0	0	0	2	1	0	0	0	0	0	11	20	0.00	1.000
44 Josh Sharpless, R ERA: 1.93	(7, 1)	1.0		5	1	0	0	1	1	0	0	0	0	0	9	16	0.00	2.000
34 John Grabow, L ERA: 3.8	(8, 1)	1.0	W	4	1	0	0	0	1	0	0	0	0	0	8	14	0.00	2.000

PITCHER		IP	WLS	BF	H	R	ER	SO	BB	IBB	HBP	BLK	WP	HR	S	P	ERA	WHIP
16 Salomon Torres, R ERA: 3.51	(9, 1)	1.0	S	5	2	0	0	3	0	0	0	0	0	0	15	26	0.00	2.000

Batter	1	2	3	4	5	6	7	8	9	AB	R	H	RBI	BB	SO	LOB
6 Chris Duffy, L (1, 8) OBP: 0.281, SLG: 0.270	B B B B 4-0 12 S BB		F X 0-1 S 1B		B B F S C 2-3 ③ K			C X 0-1 ① SH3-4 2-3		2	0	1	0	1	1	1
José Bautista, R (1, 9) OBP: 0.340, SLG: 0.432	C S T 0-2 ① K		B 1 SAFE B C B X 3-1 ③ F8 1-2			B C X 1-1 ① P3		B C F X 1-2 FC6 12 G6-3 3-H		4	0	0	1	0	1	2
12 Freddy Sanchez, R (1, 6) OBP: 0.381, SLG: 0.480	B F C 1-3 ② K 1-2			B C F S 1-3 ① K		X 0-0 ② L6		X 0-0 ② G6-3 2-3		4	0	0	0	0	2	2
Jason Bay, R (1, 7) OBP: 0.393, SLG: 0.535	C S C 0-3 ③ K			B C F S 1-3 ② K		B C B S X 2-2 ③ F8		C B S X 1-2 ③ G6-3		4	0	0	0	0	2	2
41 Ryan Doumit, S (1, 3) OBP: 0.298, SLG: 0.348 Xavier Nady, R (8, 3) OBP: 0.351, SLG: 0.474		C C S 0-3 K 26 G6-4-3		C B B B S B 4-2 BB			B F S 2-3 ① K		F S B B B F B X 3-2 ① G6-3	2 1	0 0	0 0	0 0	1 0	2 0	0 0
26 Ronny Paulino, R (1, 2) OBP: 0.367, SLG: 0.398	F B C X 1-2 ① ② G6-4-3 1-2f			B C X 1-1 ③ P3			B X 1-0 ② F8		C C B B X 2-2 ② G1-3	4	0	0	0	0	0	2
Joe Randa, R (1, 5) OBP: 0.310, SLG: 0.374	B B B C T F F F X 3-2 ③ F8		C B S X 1-2 ① G3-1				B B C C X 2-2 ③ P4		B X 1-0 ③ G6-3	4	0	0	0	0	0	0
Jose Castillo, R (1, 4) OBP: 0.317, SLG: 0.412			C B F S 1-3 ① K		B B B C X 3-1 2B			C B X 1-1 2 S 2 E 1B		3	1	2	0	0	1	0
57 Zach Duke, L (1, 1) OBP: 0.213, SLG: 0.250 2 Jack Wilson, R (8, PH) OBP: 0.316, SLG: 0.380 34 John Grabow, L (8, 1) 55 Matt Capps, R (8, 1) 59 Brian Rogers, R (8, 1)			B C B S C 2-3 ② K		S S S 0-3 ② K			M 1 B B L X SAFE 2-2 E1 6 SH3-4 1-H FC6 1B		2 1 0 0 0	0 1 0 0 0	0 1 0 0 0	0 0 0 0 0	0 0 0 0 0	2 0 0 0 0	1 0 0 0 0
Inning Stats	R: 0 H: 0 E: 0 LOB: 1 K: 3 BB: 1 S: 9 P: 14	R: 0 H: 0 E: 0 LOB: 0 K: 1 BB: 0 S: 11 P: 15	R: 0 H: 1 E: 0 LOB: 1 K: 2 BB: 0 S: 10 P: 16	R: 0 H: 0 E: 0 LOB: 1 K: 2 BB: 1 S: 11 P: 18	R: 0 H: 1 E: 0 LOB: 1 K: 2 BB: 0 S: 11 P: 17	R: 0 H: 0 E: 0 LOB: 0 K: 0 BB: 0 S: 6 P: 9	R: 0 H: 0 E: 0 LOB: 0 K: 1 BB: 0 S: 7 P: 12	R: 2 H: 2 E: 2 LOB: 1 K: 0 BB: 0 S: 14 P: 19	R: 0 H: 0 E: 0 LOB: 0 K: 0 BB: 0 S: 8 P: 14	1B: 3 2B: 1 3B: 0 HR: 0		SF: 0 SAC: 1 DP: 1 HBP: 0		WP: 1 PB: 0 SB: 3 CS: 0	PA: 34	

TOP

Pittsburgh Pirates @ Chicago Cubs

Wrigley Field, Chicago, IL

Wed Sep 06 2006, 7:05 PM CDT

Att. 32,557 - Clear - 70 F

livebaseballscorecards.com

AB	31
R	2
H	4
RBI	1
BB	2
SO	11
LOB	10

PITCHER		IP	WLS	BF	H	R	ER	SO	BB	IBB	HBP	BLK	WP	HR	S	P	ERA	WHIP
53 Rich Hill, L ERA: 4.83	(1, 1)	7.1		28	4	2	1	11	2	0	0	0	1	0	72	111	1.23	0.818
43 Michael Wuertz, R ERA: 3.07	(8, 1)	0.2	W	3	0	0	0	0	0	0	0	0	0	0	7	9	0.00	0.000
Bob Howry, R ERA: 3.41	(9, 1)	1.0		3	0	0	0	0	0	0	0	0	0	0	8	14	0.00	0.000

PITCHER	IP	WLS	BF	H	R	ER	SO	BB	IBB	HBP	BLK	WP	HR	S	P	ERA	WHIP

BOTTOM

Pittsburgh Pirates @ Chicago Cubs

Wrigley Field, Chicago, IL

Wed Sep 06 2006, 7:05 PM CDT

Att. 32,557 - Clear - 70 F

Batter	1	2	3	4	5	6	7	8	9	AB	R	H	RBI	BB	SO	LOB
Juan Pierre, L (1, 8) OBP: 0.335, SLG: 0.392	G6-3		G4-3			2 E, 2 1B, 1B		25 HR, 2 1B, 1B L3		5	1	2	0	0	0	4
2 Ryan Theriot, R (1, 4) OBP: 0.418, SLG: 0.536	G5-3		K			E8, 16 G6-4-3, 1B		25 HR, 1B		4	1	2	0	0	1	0
16 Aramis Ramirez, R (1, 5) OBP: 0.344, SLG: 0.539	G6-3			F9		G6-4-3, 1B		L6		4	0	0	0	0	0	5
25 Derrek Lee, R (1, 3) OBP: 0.385, SLG: 0.474		L7		G4-3			24 1B, 1B	HR		4	1	2	4	0	0	0
19 Matt Murton, R (1, 7) OBP: 0.359, SLG: 0.427		FC1-6, 1B		G5-3			L8	E6, S, 24 1B		4	1	1	0	0	0	1
Jacque Jones, L (1, 9) OBP: 0.327, SLG: 0.487		FC1-6, 1B			K		K	5 HBP, 24 1B, 29 1B, IBB		3	1	0	0	1	2	2
24 Henry Blanco, R (1, 2) OBP: 0.301, SLG: 0.429		L6			G6-3		5 FC6-4, 1B	29 1B, 5 HBP, 1B		4	0	2	1	0	0	1
5 Ronny Cedeno, R (1, 6) OBP: 0.270, SLG: 0.328			G4-3, 53 SH1-4, 2 PB, 1B		P4		FC6-4	29 1B, HBP		3	1	1	0	0	0	2
53 Rich Hill, L (1, 1) OBP: 0.143, SLG: 0.150			SH1-4			P5				1	0	0	0	0	0	0
43 Michael Wuertz, R (8, 1)										0	0	0	0	0	0	0
29 Ángel Pagán, S (8, PH) OBP: 0.333, SLG: 0.445										2	1	2	1	0	0	0
Bob Howry, L (9, 1) OBP: 1.000, SLG: 1.000										0	0	0	0	0	0	0
Inning Stats	R: 0 E: 0 K: 0 S: 9 H: 0 LOB: 0 BB: 0 P: 17	R: 0 E: 0 K: 0 S: 9 H: 1 LOB: 1 BB: 0 P: 15	R: 1 E: 0 K: 1 S: 8 H: 1 LOB: 0 BB: 0 P: 12	R: 0 E: 0 K: 0 S: 8 H: 0 LOB: 0 BB: 0 P: 11	R: 0 E: 0 K: 1 S: 7 H: 0 LOB: 0 BB: 0 P: 10	R: 0 E: 1 K: 0 S: 12 H: 2 LOB: 1 BB: 0 P: 17	R: 0 E: 0 K: 1 S: 13 H: 2 LOB: 2 BB: 0 P: 22	R: 6 E: 1 K: 0 S: 18 H: 6 LOB: 2 BB: 1 P: 27		1B: 11 2B: 1 3B: 0 HR: 1	SF: 0 SAC: 1 DP: 2 HBP: 1					

PITCHER		IP	WLS	BF	H	R	ER	SO	BB	IBB	HBP	BLK	WP	HR	S	P	ERA	WHIP
57 Zach Duke, L ERA: 4.78	(1, 1)	7.0		26	6	1	0	3	0	0	0	0	0	0	66	104	0.00	0.857
34 John Grabow, L ERA: 4.08	(8, 1)	0.0	L	2	2	2	2	0	0	0	0	0	0	0	3	4	∞	∞
55 Matt Capps, R ERA: 3.68	(8, 1)	0.1	B	6	3	3	2	0	0	1	0	0	0	1	8	13	54.00	9.000
59 Brian Rogers, R ERA:	(8, 1)	0.2		3	1	1	1	0	0	0	1	0	0	0	7	10	13.50	1.500

PITCHER	IP	WLS	BF	H	R	ER	SO	BB	IBB	HBP	BLK	WP	HR	S	P	ERA	WHIP

AB	34
R	7
H	12
RBI	6
BB	1
SO	3
LOB	15

livebaseballscorecards.com

WP: 0 PB: 1 SB: 1 CS: 0 PA: 37

Batter	1	2	3	4	5	6	7	8	9	AB	R	H	RBI	BB	SO	LOB
6 Chris Duffy, L (1, 8) OBP: 0.295, SLG: 0.309	HR		1B	1B			BB		HR	4	3	4	3	1	0	0
2 Jack Wilson, R (1, 6) OBP: 0.316, SLG: 0.378	G1-3		BB	G1-3			BB		K	3	0	0	0	2	1	1
Xavier Nady, R (1, 9) OBP: 0.351, SLG: 0.481	G5-3		1B		K		FC6-4		HR	5	1	2	2	0	1	2
Jason Bay, R (1, 7) OBP: 0.392, SLG: 0.531	G5-3		F9		G6-3		BB		G4-3	4	0	0	0	1	0	2
41 Ryan Doumit, S (1, 3) OBP: 0.303, SLG: 0.344 Joe Randa, R (9, 3) OBP: 0.310, SLG: 0.374		G6-4-3		FC5-4	L9		K		K	4 0	1 0	1 0	0 0	1 0	2 0	3 0
José Bautista, R (1, 5) OBP: 0.342, SLG: 0.431		P3		FC5-4		BB	G6-3			3	0	1	0	1	0	4
Jose Castillo, R (1, 4) OBP: 0.314, SLG: 0.409		G6-4-3		FC5-4		K		K		4	1	0	0	0	2	4
11 Humberto Cota, R (1, 2) OBP: 0.250, SLG: 0.202			G2-3	SF8		K		K		3	0	0	1	0	2	1
Shawn Chacon, R (1, 1) OBP: 0.222, SLG: 0.250 36 Juan Pablo Perez, R (7, 1) 44 Josh Sharpless, R (7, 1) Jeromy Burnitz, L (8, PH) OBP: 0.290, SLG: 0.426 Damaso Marte, L (8, 1) 54 Jonah Bayliss, R (8, 1) 16 Salomon Torres, R (9, 1) OBP: 0.250, SLG: 0.250			K2-3	2B		K		K		3 0 0 1 0 0 0 0	1 0 0 0 0 0 0 0	1 0 0 0 0 0 0 0	1 0 0 0 0 0 0 0	0 0 0 0 1 0 0 0	2 0 0 0 0 0 0 0	1 0 0 0 0 0 0 0
Inning Stats	R: 1 E: 0 K: 0 S: 5 H: 1 LOB: 0 BB: 0 P: 8	R: 0 E: 0 K: 0 S: 6 H: 1 LOB: 0 BB: 0 P: 11	R: 1 E: 0 K: 1 S: 14 H: 2 LOB: 2 BB: 1 P: 24	R: 3 E: 0 K: 0 S: 18 H: 3 LOB: 1 BB: 1 P: 26	R: 0 E: 0 K: 1 S: 9 H: 0 LOB: 0 BB: 0 P: 14	R: 0 E: 0 K: 3 S: 11 H: 0 LOB: 1 BB: 1 P: 18	R: 0 E: 0 K: 1 S: 14 H: 0 LOB: 3 BB: 3 P: 31	R: 0 E: 0 K: 3 S: 10 H: 0 LOB: 0 BB: 0 P: 14	R: 2 E: 0 K: 2 S: 14 H: 2 LOB: 0 BB: 0 P: 23	1B: 5 2B: 1 3B: 0 HR: 3 SF: 1 SAC: 0 DP: 1 HBP: 0						

PITCHER		IP	WLS	BF	H	R	ER	SO	BB	IBB	HBP	BLK	WP	HR	S	P	ERA	WHIP
45 Sean Marshall, L ERA: 5.27	(1, 1)	4.0		20	7	5	5	1	2	0	0	0	1	1	43	69	11.25	2.250
49 Carlos Marmol, R ERA: 5.35	(5, 1)	2.0		7	0	0	0	4	1	0	0	0	0	0	20	32	0.00	0.500
Les Walrond, L ERA: 15.19	(7, 1)	0.0		1	0	0	0	0	1	0	0	0	0	0	0	4	∞	∞
David Aardsma, R ERA: 4.46	(7, 1)	1.0		5	0	0	0	1	2	0	0	0	0	0	14	27	0.00	2.000
44 Roberto Novoa, R ERA: 4.35	(8, 1)	0.2		2	0	0	0	2	0	0	0	0	0	0	7	9	0.00	0.000

PITCHER		IP	WLS	BF	H	R	ER	SO	BB	IBB	HBP	BLK	WP	HR	S	P	ERA	WHIP
47 Scott Eyre, L ERA: 2.78	(8, 1)	0.1	L	2	1	1	1	1	0	0	0	0	0	0	4	7	27.00	3.000
46 Ryan Dempster, R ERA: 4.66	(9, 1)	1.0		4	1	1	1	2	0	0	0	0	0	1	13	21	9.00	1.000

Pittsburgh Pirates @ Chicago Cubs

Wrigley Field, Chicago, IL

Thu Sep 07 2006, 1:20 PM CDT

Att. 27,105 - Sunny - 80 F

TOP

livebaseballscorecards.com

AB	34
R	7
H	9
RBI	7
BB	6
SO	11
LOB	18

Batter	1	2	3	4	5	6	7	8	9	AB	R	H	RBI	BB	SO	LOB
Juan Pierre, L (1, 8) OBP: 0.333, SLG: 0.389	B L F X 1-2 ① F8		B X 1-0 ③ G3		B X 1-0 ① G6-3		B X 1-0 ① G4-3		C C B S 1-3 ③ K2-3	5	0	0	0	0	1	1
Freddie Bynum, L (1, 4) OBP: 0.296, SLG: 0.398 2 Ryan Theriot, R (7, PH) OBP: 0.413, SLG: 0.529 (8, 4)	B C B X 2-1 ② F7			B B C B X 3-1 16 HR 2B	B C C F B B F B 4-2 16 FC5-4 BB		F B B X 2-1 ② L8			2 1	1 0	1 0	0 0	1 0	0 0	0 0
16 Aramis Ramirez, R (1, 5) OBP: 0.344, SLG: 0.542	C F B S 1-3 ③ K			B F X 1-1 2-H HR	C F X 0-2 ② FC5-4 1-2f		C X 0-1 ③ F8			4	1	1	2	0	1	1
Jacque Jones, L (1, 9) OBP: 0.328, SLG: 0.486		B B B C B 4-1 9 G6-4-3 BB		B F F F X 1-2 29 FC1-6 1B	B B X 2-0 ③ G4-3			B B X 2-0 ① F7		3	0	1	0	1	0	1
29 Ángel Pagán, S (1, 7) OBP: 0.327, SLG: 0.436 19 Matt Murton, R (8, PH) OBP: 0.358, SLG: 0.426 (9, 7)		B S B 1 SAFE X 2-1 ① F8		C F B B X 2-2 ① FC1-6 9 2B 1-2f		B F C C 1-3 ① K		C B S C 1-3 ② K		3 1	1 0	0 0	0 0	0 0	1 1	2 0
9 Scott Moore, L (1, 3) OBP: 0.571, SLG: 1.200 25 Derrek Lee, R (8, 3) OBP: 0.389, SLG: 0.477		B X 1-0 ② ③ G6-4-3 1-2f		1 SAFE C X 0-1 24 F9 1-H 2B	X 0-0 HR			B B S X 2-1 1B		3 1	1 0	2 1	2 0	0 0	0 0	1 0
24 Henry Blanco, R (1, 2) OBP: 0.306, SLG: 0.437			C B X 1-1 2B	B X 1-0 ② F9 2-3		B C F X 1-2 1B		B X 1-0 ③ F8		4	0	2	0	0	0	2
5 Ronny Cedeno, R (1, 6) OBP: 0.270, SLG: 0.328			D C F T 1-2 ① K	F B C S 1-3 ③ K		F B F X 1-2 ② F8			B C X 1-1 G6-3 1B	4	0	1	0	0	2	3
45 Sean Marshall, L (1, 1) OBP: 0.143, SLG: 0.214 49 Carlos Marmol, R (6, 1) OBP: 0.000, SLG: 0.000 27 Buck Coats, L (5, PH) Les Walrond, L (7, 1) David Aardsma, R (7, 1) 44 Roberto Novoa, R (8, 1) OBP: 0.200, SLG: 0.400 47 Scott Eyre, L (8, 1) 46 Ryan Dempster, R (9, 1) John Mabry, L (5, PH) OBP: 0.500, SLG: 0.941			X 0-0 ② G6-3	S B X 1-1 HR		B B F F S S 3-3 ③ K			B C C B X 2-2 ① ② G6-3 1-2f	1 1 1 0 0 0 0 0 1	0 1 0 0 0 0 0 0 0	0 1 0 0 0 0 0 0 0	0 1 0 0 0 0 0 0 0	0 0 1 0 0 0 0 0 0	0 0 0 0 0 0 0 0 0	1 1 1 0 0 0 0 0 1
Inning Stats	R: 0 E: 0 K: 1 S: 8 H: 0 LOB: 0 BB: 0 P: 12	R: 0 E: 0 K: 0 S: 4 H: 0 LOB: 0 BB: 1 P: 11	R: 0 E: 0 K: 1 S: 7 H: 1 LOB: 1 BB: 0 P: 10	R: 3 E: 0 K: 1 S: 17 H: 4 LOB: 1 BB: 0 P: 26	R: 1 E: 0 K: 0 S: 11 H: 1 LOB: 1 BB: 1 P: 19	R: 1 E: 0 K: 2 S: 13 H: 2 LOB: 1 BB: 0 P: 19	R: 0 E: 0 K: 0 S: 5 H: 0 LOB: 0 BB: 0 P: 8	R: 0 E: 0 K: 1 S: 7 H: 1 LOB: 1 BB: 0 P: 13	R: 0 E: 0 K: 1 S: 8 H: 1 LOB: 0 BB: 0 P: 12	1B: 4 2B: 3 3B: 0 HR: 3	SF: 0 SAC: 0 DP: 2 HBP: 0					

BOTTOM

Pittsburgh Pirates @ Chicago Cubs

Wrigley Field, Chicago, IL

Thu Sep 07 2006, 1:20 PM CDT

Att. 27,105 - Sunny - 80 F

livebaseballscorecards.com

AB	35
R	5
H	10
RBI	5
BB	2
SO	7
LOB	14

WP: 0 PB: 0 SB: 0 CS: 0 PA: 37

PITCHER		IP	WLS	BF	H	R	ER	SO	BB	IBB	HBP	BLK	WP	HR	S	P	ERA	WHIP
Shawn Chacon, R ERA: 6.8	(1, 1)	6.0		27	8	5	5	5	2	0	0	0	0	3	60	97	7.50	1.667
36 Juan Pablo Perez, L ERA:	(7, 1)	0.1		1	0	0	0	0	0	0	0	0	0	0	1	2	0.00	0.000
44 Josh Sharpless, R ERA: 1.69	(7, 1)	0.2		2	0	0	0	0	0	0	0	0	0	0	4	6	0.00	0.000
Damaso Marte, L ERA: 3.93	(8, 1)	0.2		3	1	0	0	1	0	0	0	0	0	0	6	11	0.00	1.500
54 Jonah Bayliss, R ERA: 6.14	(8, 1)	0.1	W	1	0	0	0	0	0	0	0	0	0	0	1	2	0.00	0.000

PITCHER		IP	WLS	BF	H	R	ER	SO	BB	IBB	HBP	BLK	WP	HR	S	P	ERA	WHIP
16 Salomon Torres, R ERA: 3.47	(9, 1)	1.0	S	3	1	0	0	1	0	0	0	0	0	0	8	12	0.00	1.000

Batter	1	2	3	4	5	6	7	8	9	AB	R	H	RBI	BB	SO	LOB
6 Chris Duffy, L (1, 8) OBP: 0.295, SLG: 0.312	C B B X 2-1 2 1B 2B	C B F S 1-3 ② K	B X 1-0 ③ F8			F S D C 1-3 ③ K				4	0	1	0	0	2	2
2 Jack Wilson, R (1, 6) OBP: 0.318, SLG: 0.379	L B X 1-1 12 FC1-6 2-3 1B	F B B B X 3-1 ③ P2				C B X 1-1 WP 1B		B X 1-0 ① G6-3		4	0	2	0	0	0	0
12 Freddy Sanchez, R (1, 4) OBP: 0.378, SLG: 0.476	C X 0-1 ① FC1-6 G6-4-3 1-2f			X 0-0 ① G5-3		B F 1 SAFE B X 2-1 ① F8		B X 1-0 ② G6-3		4	0	0	0	0	0	3
Jason Bay, R (1, 7) OBP: 0.389, SLG: 0.527	B S F F B B X 3-2 ② ③ G6-4-3 1-2f			C B S X 1-2 ② G6-3		C C X 0-2 ② F7		X 0-0 ③ G5-3		4	0	0	0	0	0	3
Xavier Nady, R (1, 9) OBP: 0.353, SLG: 0.480		C B B X 2-1 ① G5-3		B B B C X 3-1 1B		B B B B 4-0 1-2 BB			B F X 1-1 ① L8	3	0	1	0	1	0	0
41 Ryan Doumit, S (1, 3) OBP: 0.301, SLG: 0.371		B S C B X 2-2 HR		C S F B B F B S 3-3 ③ K		B X 1-0 ③ G3-1			S C B X 1-2 ② G3-1	4	1	1	1	0	1	3
26 Ronny Paulino, R (1, 2) OBP: 0.369, SLG: 0.400 Carlos Maldonado, R (8, 2) OBP: 1.000, SLG: 1.000		B B S F X 2-2 ② G6-3			X 0-0 45 SH1-4 1B		X 0-0 SH1 1B		X 0-0 HBP 1B	3 1	0 0	2 1	0 0	0 0	0 0	0 0
José Bautista, R (1, 5) OBP: 0.342, SLG: 0.429		C B B S B C 3-3 ③ K			S S S 0-3 ① K		X 0-0 ① SH1 1-2		F F H 1-2 HBP	2	0	0	0	0	2	1
45 Ian Snell, R (1, 1) OBP: 0.102, SLG: 0.085 Joe Randa, R (7, PH) OBP: 0.308, SLG: 0.372 59 Brian Rogers, R (7, 1) 36 Juan Pablo Perez, R (7, 1) 44 Josh Sharpless, R (7, 1) 10 Rajai Davis, R (9, PH) OBP: 0.273, SLG: 0.300			C F C 0-3 ① K		X 0-0 ② SH1-4 1-2		F B X 1-1 ② G1-3		B X 1-0 ③ G4-3	1 1 0 0 0 0 1	0 0 0 0 0 0 0	0 0 0 0 0 0 0	0 0 0 0 0 0 0	1 0 0 0 0 0 0	0 0 0 0 0 0 0	0 1 0 0 0 0 2
Inning Stats	R: 0 H: 2 E: 0 LOB: 1 K: 0 BB: 0 S: 10 P: 16	R: 1 H: 1 E: 0 LOB: 0 K: 1 BB: 0 S: 11 P: 20	R: 0 H: 0 E: 0 LOB: 0 K: 2 BB: 0 S: 8 P: 12	R: 0 H: 1 E: 0 LOB: 1 K: 1 BB: 0 S: 11 P: 18	R: 0 H: 1 E: 0 LOB: 1 K: 1 BB: 0 S: 6 P: 7	R: 0 H: 1 E: 0 LOB: 2 K: 0 BB: 1 S: 8 P: 16	R: 0 H: 1 E: 0 LOB: 1 K: 1 BB: 0 S: 7 P: 9	R: 0 H: 0 E: 0 LOB: 0 K: 0 BB: 0 S: 3 P: 5	R: 0 H: 1 E: 0 LOB: 2 K: 0 BB: 0 S: 9 P: 13	1B: 6 SF: 0 2B: 1 SAC: 2 3B: 0 DP: 1 HR: 1 HBP: 1						WP: 1 PA: 36 PB: 0 SB: 0 CS: 0

TOP

Pittsburgh Pirates @ Cincinnati Reds

Great American Ball Park, Cincinnati, OH

Fri Sep 08 2006, 7:10 PM EDT
Att. 17,632 - Partly Cloudy - 82 F

livebaseballscorecards.com

AB	32
R	1
H	8
RBI	1
BB	1
SO	6
LOB	15

PITCHER		IP	WLS	BF	H	R	ER	SO	BB	IBB	HBP	BLK	WP	HR	S	P	ERA	WHIP
Kyle Lohse, R ERA: 5.35	(1, 1)	7.0	W	28	7	1	1	6	1	0	0	0	1	1	61	98	1.29	1.143
56 Todd Coffey, R ERA: 3.54	(8, 1)	1.0		3	0	0	0	0	0	0	0	0	0	0	3	5	0.00	0.000
38 Gary Majewski, R ERA: 4.73	(9, 1)	1.0		5	1	0	0	0	0	0	1	0	0	0	9	13	0.00	1.000

PITCHER	IP	WLS	BF	H	R	ER	SO	BB	IBB	HBP	BLK	WP	HR	S	P	ERA	WHIP

Pittsburgh Pirates @ Cincinnati Reds

Great American Ball Park, Cincinnati, OH

Fri Sep 08 2006, 7:10 PM EDT
Att. 17,632 - Partly Cloudy - 82 F

BOTTOM

Batter	1	2	3	4	5	6	7	8	9	AB	R	H	RBI	BB	SO	LOB
6 Ryan Freel, R (1, 8) OBP: 0.370, SLG: 0.410	HR		G4-3		G6-3 1B	1B	BB			4	1	3	1	1	0	0
Scott Hatteberg, L (1, 3) OBP: 0.400, SLG: 0.469	F8		12 FC5 BB		G6-3 1-2f	F7	1B			4	0	1	2	1	0	3
Rich Aurilia, R (1, 6) OBP: 0.349, SLG: 0.534 56 Todd Coffey, R (8, 1) 38 Gary Majewski, R (9, 1)	FC3-6 1B		F9		1B	HR 1B	G5-3			5 0 0	1 0 0	3 0 0	0 0 0	0 0 0	0 0 0	3 0 0
Adam Dunn, L (1, 7) OBP: 0.371, SLG: 0.527 9 Juan Castro, R (8, 6) OBP: 0.275, SLG: 0.350 (9, 5)	FC3-6 1-2f		12 FC5 BB		F8	HR	F9			3 1	1 0	1 0	2 0	1 0	0 0	2 0
12 Edwin Encarnación, R (1, 5) OBP: 0.376, SLG: 0.512 Ray Olmedo, S (8, PH) OBP: 0.350, SLG: 0.389 (9, 6)	L6		FC5 1-2 2-3f			HR HBP	1B SF9 1B	G4-3		3 1	2 0	1 0	0 0	0 0	0 0	3 0
Javier Valentin, S (1, 2) OBP: 0.302, SLG: 0.433		K		HR		1-H HR	27 FC4-6 4 1B 1B	BB		4	3	3	3	1	1	0
Todd Hollandsworth, L (1, 9) OBP: 0.270, SLG: 0.421 Norris Hopper, R (7, PH) OBP: 0.500, SLG: 0.500 (8, 9)	K		F7			FC1-6 BB	SF9 3-H	1-2 BB		2 0	0 0	0 0	0 1	1 1	1 0	0 0
4 Brandon Phillips, R (1, 4) OBP: 0.337, SLG: 0.442	K		F7			K	27 FC4-6 1-2 1B	G5-3		5	0	1	0	0	2	3
Kyle Lohse, R (1, 1) OBP: 0.176, SLG: 0.176 27 Chris Denorfia, R (7, PH) OBP: 0.306, SLG: 0.255 (8, 7)	G6-3		K			FC1-6 6 1B 1-2f	FC4-6 6 BB 1B 1-2f 2-3			3 1	0 1	0 0	0 0	0 0	1 0	2 2
Inning Stats	R: 1 H: 2 E: 0 LOB: 1 K: 0 BB: 0 S: 11 P: 19	R: 0 H: 0 E: 0 LOB: 1 K: 3 BB: 0 S: 11 P: 15	R: 0 H: 0 E: 0 LOB: 2 K: 0 BB: 2 S: 6 P: 18	R: 1 H: 1 E: 0 LOB: 0 K: 1 BB: 0 S: 9 P: 15	R: 0 H: 2 E: 0 LOB: 1 K: 0 BB: 0 S: 8 P: 13	R: 2 H: 2 E: 0 LOB: 2 K: 1 BB: 1 S: 14 P: 25	R: 5 H: 6 E: 0 LOB: 2 K: 0 BB: 1 S: 22 P: 30	R: 0 H: 0 E: 0 LOB: 2 K: 0 BB: 2 S: 4 P: 14		1B: 9 SF: 1 2B: 0 SAC: 0 3B: 0 DP: 1 HR: 4 HBP: 1						

livebaseballscorecards.com

AB	36
R	9
H	13
RBI	9
BB	6
SO	5
LOB	18

WP: 1 PA: 44
PB: 0
SB: 0
CS: 0

PITCHER		IP	WLS	BF	H	R	ER	SO	BB	IBB	HBP	BLK	WP	HR	S	P	ERA	WHIP
45 Ian Snell, R ERA: 4.88	(1, 1)	6.0	L	29	7	4	4	5	3	0	1	0	1	3	59	105	6.00	1.667
59 Brian Rogers, R ERA: 13.5	(7, 1)	0.0		4	4	4	4	0	0	0	0	0	0	1	8	8	∞	∞
36 Juan Pablo Perez, L ERA: 9.0	(7, 1)	0.2		5	2	1	1	0	1	0	0	0	0	0	11	17	13.50	4.500
44 Josh Sharpless, R ERA: 1.35	(7, 1)	1.1		6	0	0	0	0	2	0	0	0	0	0	7	19	0.00	1.500

PITCHER	IP	WLS	BF	H	R	ER	SO	BB	IBB	HBP	BLK	WP	HR	S	P	ERA	WHIP

Batter	1	2	3	4	5	6	7	8	9	AB	R	H	RBI	BB	SO	LOB
6 Chris Duffy, L (1, 8) OBP: 0.298, SLG: 0.324	C F C 0-3 ① K		B X 1-0 12 G6-3 3B		C F F X 0-2 2 FC5-4 1B		B X 1-0 ② G3 3-H		X 0-0 ① SH1-3 1-2	4	1	2	1	0	1	0
2 Jack Wilson, R (1, 6) OBP: 0.317, SLG: 0.376	C B B F F X 2-2 ② G1-3		C B D X 2-1 ① P6		B X 1-0 ① FC5-4 12 F9-3 1-2f		X 0-0 ③ B2-3		C B C B D F B 4-2 2B BB	4	1	0	0	1	0	2
12 Freddy Sanchez, R (1, 5) OBP: 0.376, SLG: 0.473	X 0-0 ③ L9		C S B F X 1-2 ② G6-3 3-H		B S X 1-1 ②③ F9-3 1-1			B B X 2-0 26 WP BB 26 1B 1B	C X 0-1 ② F9	5	1	1	1	0	0	3
Jason Bay, R (1, 7) OBP: 0.391, SLG: 0.534		C B B B X 3-1 HR	C S X 0-2 ③ G3			C B B S S 2-3 ① K		B S T B F F B 4-2 26 1B 1-2 BB	B F S B X 2-2 1-H 2-H 2B	4	1	2	3	1	1	0
Xavier Nady, R (1, 9) (8, 3) OBP: 0.355, SLG: 0.480		B X 1-0 26 1B 1B		S X 1-1 ① G5-3		C B X 1-1 41 G5-3 1B		X 0-0 ① B3	I I I I 4-0 IBB	4	0	2	0	1	0	2
41 Ryan Doumit, S (1, 3) OBP: 0.299, SLG: 0.396 34 John Grabow, L (8, 1) 16 Salomon Torres, R (8, 1) OBP: 0.200, SLG: 0.200		C X 0-1 ① P5		F B B B X 3-1 HR		B X 1-0 ② G5-3 1-2		F B X 1-1 ② F7	S F S 0-3 ③ K	4	1	1	1	0	0	4
										0	0	0	0	0	0	0
										1	0	0	0	0	1	2
26 Ronny Paulino, R (1, 2) OBP: 0.370, SLG: 0.401		B C B F F X 2-2 1-2 1B		B F F B S 2-3 ② K		B X 1-0 ③ G5-3		C B X 1-1 1-2 2-H 1B		4	0	2	1	0	1	1
Jose Castillo, R (1, 4) OBP: 0.314, SLG: 0.409	X 0-0 ② P4		C X 0-1 E4				B X 1-0 10 SH1-4 6 G3 2B	C B F S 1-3 ③ K		4	1	1	0	0	1	4
28 Paul Maholm, L (1, 1) OBP: 0.164, SLG: 0.115 10 Rajai Davis, R (7, PH) OBP: 0.273, SLG: 0.300 55 Matt Capps, R (7, 1) José Bautista, R (8, 9) OBP: 0.341, SLG: 0.428		S S S 0-3 ③ K		B B F F B S 3-3 ③ K			X 0-0 ① SH1-4 2-3		B X 1-0 E5 6 SH1-3 2B	2	0	0	0	0	2	3
										0	0	0	0	0	0	0
										0	0	0	0	0	0	0
										1	1	0	0	0	0	0
Inning Stats	R: 0 E: 0 K: 1 S: 8 H: 0 LOB: 0 BB: 0 P: 10	R: 1 E: 0 K: 1 S: 13 H: 3 LOB: 2 BB: 0 P: 19	R: 1 E: 0 K: 0 S: 10 H: 1 LOB: 0 BB: 0 P: 14	R: 1 E: 1 K: 2 S: 12 H: 1 LOB: 1 BB: 0 P: 21	R: 0 E: 0 K: 0 S: 7 H: 1 LOB: 0 BB: 0 P: 9	R: 0 E: 0 K: 1 S: 7 H: 1 LOB: 1 BB: 0 P: 12	R: 1 E: 0 K: 0 S: 4 H: 1 LOB: 0 BB: 0 P: 6	R: 1 E: 0 K: 1 S: 13 H: 2 LOB: 2 BB: 1 P: 22	R: 2 E: 1 K: 1 S: 13 H: 1 LOB: 2 BB: 2 P: 24	1B: 6 2B: 3 3B: 1 HR: 2	SF: 0 SAC: 2 DP: 1 HBP: 0						

TOP

Pittsburgh Pirates @ Cincinnati Reds

Great American Ball Park, Cincinnati, OH

Sat Sep 09 2006, 6:10 PM EDT

Att. 25,040 - Partly Cloudy - 84 F

livebaseballscorecards.com

AB	37
R	7
H	11
RBI	7
BB	3
SO	7
LOB	21

WP: 1 PB: 0 SB: 0 CS: 0 PA: 42

PITCHER		IP	WLS	BF	H	R	ER	SO	BB	IBB	HBP	BLK	WP	HR	S	P	ERA	WHIP
39 Aaron Harang, R ERA: 3.83	(1, 1)	7.0		29	8	4	4	5	0	0	0	0	0	2	61	91	5.14	1.143
56 Todd Coffey, R ERA: 3.62	(8, 1)	1.0	L	6	2	1	1	1	1	0	0	0	1	0	13	22	9.00	3.000
Ryan Franklin, R ERA: 4.54	(9, 1)	1.0		7	1	2	0	1	1	1	0	0	0	0	13	24	0.00	2.000

PITCHER		IP	WLS	BF	H	R	ER	SO	BB	IBB	HBP	BLK	WP	HR	S	P	ERA	WHIP

Pittsburgh Pirates @ Cincinnati Reds

Great American Ball Park, Cincinnati, OH

Sat Sep 09 2006, 6:10 PM EDT

Att. 25,040 - Partly Cloudy - 84 F

BOTTOM

Batter	1	2	3	4	5	6	7	8	9	AB	R	H	RBI	BB	SO	LOB
6 Ryan Freel, R (1, 8) OBP: 0.367, SLG: 0.406	C F F B B S 2-3 ① K	C F B S 1-3 ② K	B L F B S 2-3 ① K2-3	C C F X 0-2 ① SH1-3 2-3	C F B X 1-2 ② G5-3	4	0	0	0	0	3	0
Royce Clayton, R (1, 6) OBP: 0.306, SLG: 0.342	C B X 1-1 ② 2B 12 SF9 1B	C F B B B F B 4-2 BB	B B F F B S 3-3 ② K	F F B F B X 2-2 ② SF9 3-H	C B X 1-1 ③ F8	3	1	1	1	1	1	0
Rich Aurilia, R (1, 3) OBP: 0.353, SLG: 0.539	C X 0-1 1-3 2B	B B B C X 3-1 ③ L8	X 0-0 12 2B 1B	C B B B C X 2-2 1B		4	0	3	0	0	0	1
12 Edwin Encarnación, R (1, 5) OBP: 0.375, SLG: 0.513	X 0-0 ② SF9 3-H	C F B B F F S 2-3 ① K	B X 1-0 1-3 2B	X 0-0 ③ P2		3	0	1	1	0	1	1
Adam Dunn, L (1, 7) OBP: 0.371, SLG: 0.524	B B 2 F X SAFE 2-1 ③ G5-3	F C B B B B 4-2 4 HR BB	F B C B B S 2-3 ③ K	S B S B S 2-3 ① K		3	1	0	0	1	2	3
4 Brandon Phillips, R (1, 4) OBP: 0.337, SLG: 0.447	F C X 0-2 ① F8	L X 0-1 1-H HR	B X 1-0 ① G6-3	B X 1-0 ② F7		4	1	1	2	0	0	0
Norris Hopper, R (1, 9) OBP: 0.400, SLG: 0.375	C B X 1-1 ② G6-3	X 0-0 ② B3	C B X 1-1 ② F8	B F C X 1-2 1B		4	0	1	0	0	0	0
Jason LaRue, R (1, 2) OBP: 0.310, SLG: 0.320 26 David Ross, R (8, PH) OBP: 0.363, SLG: 0.611 Javier Valentin, S (8, PH) OBP: 0.300, SLG: 0.430 (9, 2)	C X 0-1 ③ G6-3	S B B B C B X 3-2 1B	B X 1-0 ③ G4-3	C B 1 SAFE C 1 SAFE B X 2-2 ③ G3		3 0 1	0 0 0	1 0 0	0 0 0	0 0 0	0 0 0	0 0 1
39 Aaron Harang, R (1, 1) OBP: 0.154, SLG: 0.127 Dewayne Wise, L (7, PH) OBP: 0.200, SLG: 0.267 56 Todd Coffey, R (8, 1) Ryan Franklin, R (9, 1) Scott Hatteberg, L (9, PH) OBP: 0.399, SLG: 0.468	X 0-0 ① L8	X 0-0 ③ P3	C F B X 1-2 6 SH1-3 SF9 2B	C B F F B B X 2-2 ① L9		2 1 0 0 1	0 1 0 0 0	0 1 0 0 0	0 0 0 0 0	1 0 0 0 0	0 0 0 0 0	1 0 0 0 0
Inning Stats	R: 1 H: 2 E: 0 LOB: 1 K: 1 BB: 0 S: 11 P: 16	R: 0 H: 0 E: 0 LOB: 0 K: 0 BB: 0 S: 7 P: 8	R: 0 H: 0 E: 0 LOB: 1 K: 1 BB: 1 S: 9 P: 17	R: 2 H: 2 E: 0 LOB: 1 K: 1 BB: 1 S: 14 P: 23	R: 0 H: 2 E: 0 LOB: 2 K: 3 BB: 0 S: 12 P: 20	R: 0 H: 0 E: 0 LOB: 0 K: 0 BB: 0 S: 4 P: 7	R: 1 H: 2 E: 0 LOB: 1 K: 0 BB: 0 S: 15 P: 20	R: 0 H: 1 E: 0 LOB: 1 K: 1 BB: 0 S: 10 P: 16	R: 0 H: 0 E: 0 LOB: 0 K: 0 BB: 0 S: 9 P: 13	1B: 5 2B: 3 3B: 0 HR: 1	SF: 2 SAC: 1 DP: 0 HBP: 0			WP: 0 PB: 0 SB: 0 CS: 0	PA: 38		

livebaseballscorecards.com

AB	33
R	4
H	9
RBI	4
BB	2
SO	7
LOB	7

PITCHER	IP	WLS	BF	H	R	ER	SO	BB	IBB	HBP	BLK	WP	HR	S	P	ERA	WHIP
28 Paul Maholm, L (1, 1) ERA: 4.9	6.0		26	6	3	3	6	2	0	0	0	0	1	57	91	4.50	1.333
55 Matt Capps, R (7, 1) ERA: 3.75	1.0	W	5	2	1	1	0	0	0	0	0	0	0	15	20	9.00	2.000
34 John Grabow, L (8, 1) ERA: 4.04	0.2	H	3	1	0	0	1	0	0	0	0	0	0	7	11	0.00	1.500
16 Salomon Torres, R (8, 1) ERA: 3.42	1.1	S	4	0	0	0	0	0	0	0	0	0	0	12	18	0.00	0.000

PITCHER	IP	WLS	BF	H	R	ER	SO	BB	IBB	HBP	BLK	WP	HR	S	P	ERA	WHIP

Pittsburgh Pirates @ Cincinnati Reds

Great American Ball Park, Cincinnati, OH

Sun Sep 10 2006, 1:15 PM EDT

Att. 20,731 - Partly Cloudy - 77 F

livebaseballscorecards.com

Batter	1	2	3	4	5	6	7	8	9	AB	R	H	RBI	BB	SO	LOB
6 Chris Duffy, L (1, 8) OBP: 0.297, SLG: 0.322	C S B F B X 2-2 ① G4-3		B X 1-0 ③ F9			B B S X 2-1 12 WP 2 1B 12 1B 1B			C F F B F B X 2-2 ① G3	4	1	1	0	0	0	0
2 Jack Wilson, R (1, 6) OBP: 0.318, SLG: 0.377	C T F B S 1-3 ② K			X 0-0 ① F9		B 1 SAFE B C F F X 2-2 12 WP 12 1B 1-2 1B			B B C X 2-1 FC5-4 1B	4	1	2	0	0	1	0
12 Freddy Sanchez, R (1, 5) OBP: 0.377, SLG: 0.473	B C B C F B F H 4-2 HBP			C B X 1-1 ② G6-3		B F B B C X 3-2 ③ 1-H 2-H 1B			F X 0-1 ② F7	3	0	1	2	0	0	1
Jason Bay, R (1, 7) OBP: 0.388, SLG: 0.530	B B C F S 2-3 ③ K			X 0-0 ③ G5-3			X 0-0 ① G6-3		B B F X 2-1 ③ FC5-4 1-2f	4	0	0	0	0	1	2
41 Ryan Doumit, S (1, 3) OBP: 0.300, SLG: 0.394		C F X 0-2 ① L3			F X 0-1 G6-4-3 1B		C C B B X 2-2 ② G1-3			3	0	1	0	0	0	0
Xavier Nady, R (1, 9) OBP: 0.353, SLG: 0.476		C X 0-1 ② F7			B F S X 1-2 ① ② 1-2f G6-4-3		B C B X 2-1 ③ P3			3	0	0	0	0	0	1
Jose Castillo, R (1, 4) OBP: 0.312, SLG: 0.407		B C F F F F X 1-2 ③ G2			C B X 1-1 ③ G6-3			S C F F B F S 1-3 ① K		3	0	0	0	0	1	0
Carlos Maldonado, R (1, 2) OBP: 0.250, SLG: 0.250			B C X 1-1 ① F8			C C C 0-3 ① K		B F S S S 1-3 ② K		3	0	0	0	0	2	0
27 Shane Youman, L (1, 1) 44 Josh Sharpless, R (6, 1) José Bautista, R (8, PH) OBP: 0.340, SLG: 0.427 54 Jonah Bayliss, R (8, 1)			B C S S S 1-3 ② K			B F F C 1-3 ② K		B C B C B X 3-2 ③ P6		2 0 1 0	0 0 0 0	0 0 0 0	0 0 0 0	0 0 0 0	2 0 0 0	0 0 0 0
Inning Stats	R: 0 E: 0 K: 2 S: 15 H: 0 LOB: 1 BB: 0 P: 24	R: 0 E: 0 K: 0 S: 10 H: 0 LOB: 0 BB: 0 P: 11	R: 0 E: 0 K: 1 S: 6 H: 0 LOB: 0 BB: 0 P: 9	R: 0 E: 0 K: 0 S: 4 H: 0 LOB: 0 BB: 0 P: 5	R: 0 E: 0 K: 0 S: 7 H: 1 LOB: 0 BB: 0 P: 9	R: 2 E: 0 K: 2 S: 15 H: 3 LOB: 1 BB: 0 P: 23	R: 0 E: 0 K: 0 S: 6 H: 0 LOB: 0 BB: 0 P: 10	R: 0 E: 0 K: 2 S: 12 H: 0 LOB: 0 BB: 0 P: 17	R: 0 E: 0 K: 0 S: 11 H: 1 LOB: 1 BB: 0 P: 17	1B: 5 2B: 0 3B: 0 HR: 0 SF: 0 SAC: 0 DP: 1 HBP: 1						

PITCHER		IP	WLS	BF	H	R	ER	SO	BB	IBB	HBP	BLK	WP	HR	S	P	ERA	WHIP
61 Bronson Arroyo, R ERA: 3.29	(1, 1)	8.0	W	27	4	2	2	7	0	0	1	0	1	0	75	108	2.25	0.500
Scott Schoeneweis, L ERA: 5.4	(9, 1)	1.0	S	4	1	0	0	0	0	0	0	0	0	0	11	17	0.00	1.000

PITCHER	IP	WLS	BF	H	R	ER	SO	BB	IBB	HBP	BLK	WP	HR	S	P	ERA	WHIP

AB	30
R	2
H	5
RBI	2
BB	0
SO	7
LOB	4

WP: 1 PA: 31
PB: 0
SB: 0
CS: 0

Batter	1	2	3	4	5	6	7	8	9	AB	R	H	RBI	BB	SO	LOB
Norris Hopper, R (1, 8) OBP: 0.462, SLG: 0.400	BBBCCFFB 4-2 G6-4-3 BB		X 0-0 ① SH1-3 2-3		B X 1-0 1B		SSFBFBX 2-2 ① P4			2	0	1	0	1	0	0
Royce Clayton, R (1, 6) OBP: 0.306, SLG: 0.343	BX 1-0 ① P6		X 0-0 ② G6-3		BCFX 1-2 ③ G4-3		CFBFX 1-2 1B 2B			4	1	1	0	0	0	3
Rich Aurilia, R (1, 3) OBP: 0.356, SLG: 0.539	CFFBX 1-2 ②③ G6-4-3 1-2f		BBBB 4-0 BB			BBBB 4-0 12 1B 1B BB	X 0-0 12 S 2-H 1B			2	1	1	1	2	0	1
12 Edwin Encarnación, R (1, 5) OBP: 0.373, SLG: 0.510 9 Juan Castro, R (9, 5) OBP: 0.275, SLG: 0.350		CBBFX 2-2 ① G3	FBFX 1-2 ③ G5-3			CBX 1-1 1B 26 SF7 1-2 1B	FBFBBS 3-3 ② K 1-2			4 0	1 0	1 0	0 0	0 0	1 0	3 0
Adam Dunn, L (1, 7) OBP: 0.372, SLG: 0.523 Dewayne Wise, L (8, 7) OBP: 0.200, SLG: 0.267		CCBBBX 3-2 ② L8		CBX 1-1 ① F7		BCX 1-1 26 SF7 4 1B 1-3 2-H 1B	IIII 4-0 IBB			3 0	1 0	1 0	1 0	1 0	0 0	0 0
26 David Ross, R (1, 2) OBP: 0.361, SLG: 0.605		BBBB 4-0 4 1B BB		SCFX 0-2 ② P4		BBX 2-0 ① SF7 1-2 3-H	X 0-0 ③ P5			2	0	0	1	1	0	2
4 Brandon Phillips, R (1, 4) OBP: 0.338, SLG: 0.447		BFX 1-1 1-2 1B		FBSFBX 2-2 ③ G6-3		SCFDX 1-2 27 S 2-H 1B	FBFBX 2-2 ① F8			4	0	2	1	0	0	0
27 Chris Denorfia, R (1, 9) OBP: 0.288, SLG: 0.237		FFBFX 1-2 ③ G4-3			FBFBS 2-3 ① K	CFFS 0-3 ② K 1-2	X 0-0 ② G6-3			4	0	0	0	0	2	3
61 Bronson Arroyo, R (1, 1) OBP: 0.160, SLG: 0.250 Todd Hollandsworth, L (8, PH) OBP: 0.269, SLG: 0.419 Scott Schoeneweis, L (9, 1)			CBX 1-1 SH1-3 2B		X 0-0 ② F7	CCX 0-2 ③ G5-3	BFFX 1-2 ③ G3			3 1 0	0 0 0	1 0 0	0 0 0	0 0 0	0 0 0	1 0 0
Inning Stats	R: 0 E: 0 K: 0 S: 10 H: 0 LOB: 0 BB: 1 P: 16	R: 0 E: 0 K: 0 S: 12 H: 1 LOB: 2 BB: 1 P: 23	R: 0 E: 0 K: 0 S: 7 H: 1 LOB: 2 BB: 1 P: 13	R: 0 E: 0 K: 0 S: 10 H: 0 LOB: 0 BB: 0 P: 13	R: 0 E: 0 K: 1 S: 8 H: 1 LOB: 1 BB: 0 P: 12	R: 3 E: 0 K: 1 S: 16 H: 3 LOB: 1 BB: 1 P: 25	R: 1 E: 0 K: 1 S: 14 H: 2 LOB: 2 BB: 1 P: 24	R: 0 E: 0 K: 0 S: 7 H: 0 LOB: 0 BB: 0 P: 10		1B: 6 2B: 2 3B: 0 HR: 0	SF: 1 SAC: 1 DP: 1 HBP: 0					

PITCHER		IP	WLS	BF	H	R	ER	SO	BB	IBB	HBP	BLK	WP	HR	S	P	ERA	WHIP
27 Shane Youman, L ERA: 5.06	(1, 1)	5.1	L	24	5	3	3	1	4	0	0	0	0	0	52	90	5.06	1.688
44 Josh Sharpless, R ERA: 2.16	(6, 1)	1.2		9	3	1	1	2	0	1	0	0	0	0	25	36	5.40	1.800
54 Jonah Bayliss, R ERA: 5.4	(8, 1)	1.0		3	0	0	0	0	0	0	0	0	0	0	7	10	0.00	0.000

PITCHER	IP	WLS	BF	H	R	ER	SO	BB	IBB	HBP	BLK	WP	HR	S	P	ERA	WHIP

BOTTOM

Pittsburgh Pirates @ Cincinnati Reds

Great American Ball Park, Cincinnati, OH

Sun Sep 10 2006, 1:15 PM EDT

Att. 20,731 - Partly Cloudy - 77 F

livebaseballscorecards.com

AB	29
R	4
H	8
RBI	4
BB	5
SO	3
LOB	13

WP: 0 PB: 0 SB: 2 CS: 0 PA: 36

Batter	1	2	3	4	5	6	7	8	9	AB	R	H	RBI	BB	SO	LOB
Brady Clark, R (1, 8) OBP: 0.352, SLG: 0.328	0-0 F8		2-0 G5-3		3-3 K			1-2 L5		4	0	0	0	0	1	0
9 Tony Graffanino, R (1, 4) OBP: 0.353, SLG: 0.418	0-1 F7		2-0 1B			2-3 K		1-0 1B		4	0	2	0	0	1	0
28 Prince Fielder, L (1, 3) OBP: 0.346, SLG: 0.476	1-3 K		0-0 G4-3			0-1 2 FC5-4 1B		2-3 K		4	0	1	0	0	2	2
2 Bill Hall, R (1, 6) OBP: 0.340, SLG: 0.552		4-2 G3-1 1 1B G5-3 BB		0-2 HR		0-1 FC5-4 1-2f			3-2 G6-3	3	2	1	1	1	0	1
1 Corey Hart, R (1, 9) OBP: 0.342, SLG: 0.503		0-0 G3-1 1-2 1B		4-1 CS BB		0-0 G1-3			2-1 G6-3 1B 2B	3	1	2	0	1	0	1
Kevin Mench, R (1, 7) OBP: 0.313, SLG: 0.417		1-2 G3-1 1-2 2-3		0-0 P5			3-1 G1-3		1-1 G6-3 2-3	4	0	0	0	0	0	4
David Bell, R (1, 5) OBP: 0.331, SLG: 0.381		0-0 G5-3 3-H		0-0 F9			1-1 G5-3		0-0 22 1B 1B 3-H	3	0	0	1	0	0	2
Geoff Jenkins, L (9, PH) OBP: 0.339, SLG: 0.395										1	0	1	1	0	0	0
Damian Miller, R (1, 2) OBP: 0.322, SLG: 0.391		1-0 G1-3		1 SAFE 1 SAFE B 1-0 CS 1-2		1-1 F8			1-2 1B	3	0	0	0	0	1	1
22 Tony Gwynn Jr., L (9, PH) OBP: 0.529, SLG: 0.563							0-3 K			1	0	1	0	0	0	0
Doug Davis, R (1, 1) OBP: 0.066, SLG: 0.050			1-3 K			0-3 K		3-2 G5-3	1-3 K2-3	2	0	0	0	0	2	0
52 Jose Capellan, R (7, 1)										0	0	0	0	0	0	0
Jeff Cirillo, R (8, PH) OBP: 0.375, SLG: 0.426										1	0	0	0	0	0	0
Derrick Turnbow, R (8, 1)										0	0	0	0	0	0	0
21 Drew Anderson, L (9, PH)										1	0	0	0	0	1	2
Inning Stats	R: 0 E: 0 K: 1 S: 6 H: 0 LOB: 0 BB: 0 P: 7	R: 1 E: 0 K: 0 S: 8 H: 1 LOB: 1 BB: 1 P: 14	R: 0 E: 0 K: 1 S: 6 H: 1 LOB: 1 BB: 0 P: 11	R: 1 E: 0 K: 0 S: 6 H: 1 LOB: 0 BB: 1 P: 11	R: 0 E: 0 K: 2 S: 9 H: 0 LOB: 0 BB: 0 P: 13	R: 0 E: 0 K: 1 S: 8 H: 1 LOB: 1 BB: 0 P: 10	R: 0 E: 0 K: 1 S: 7 H: 0 LOB: 0 BB: 0 P: 11	R: 0 E: 0 K: 1 S: 11 H: 1 LOB: 1 BB: 0 P: 18	R: 1 E: 0 K: 1 S: 14 H: 3 LOB: 2 BB: 0 P: 22	1B: 6 2B: 1 3B: 0 HR: 1 SF: 0 SAC: 0 DP: 0 HBP: 0						

PITCHER	IP	WLS	BF	H	R	ER	SO	BB	IBB	HBP	BLK	WP	HR	S	P	ERA	WHIP
57 Zach Duke, L (1, 1) ERA: 4.68	8.0	W	30	5	2	2	7	2	0	0	0	0	1	61	95	2.25	0.875
16 Salomon Torres, R (9, 1) ERA: 3.48	1.0	S	6	3	1	1	1	0	0	0	0	0	0	14	22	9.00	3.000

PITCHER	IP	WLS	BF	H	R	ER	SO	BB	IBB	HBP	BLK	WP	HR	S	P	ERA	WHIP

TOP

Milwaukee Brewers @ Pittsburgh Pirates

PNC Park, Pittsburgh, PA

Mon Sep 11 2006, 7:05 PM EDT
Att. 13,643 - Partly Cloudy - 68 F

livebaseballscorecards.com

AB	34
R	3
H	8
RBI	3
BB	2
SO	8
LOB	13

1B: 6	SF: 0	WP: 0	PA: 37		
2B: 1	SAC: 0	PB: 0			
3B: 0	DP: 0	SB: 0			
HR: 1	HBP: 0	CS: 1			

Batter	1	2	3	4	5	6	7	8	9	AB	R	H	RBI	BB	SO	LOB
6 Chris Duffy, L (1, 8) OBP: 0.303, SLG: 0.325	B B B B 4-0 2 1B 12 FC5-4 BB		X 0-0 12 G5-4-3 2 1B 1-3 1B	C F B B X 2-2 2-H 3-H 1B		X 0-0 ③ G5-3		C S B F S 1-3 ③ K		4	1	2	2	1	1	0
2 Jack Wilson, R (1, 6) OBP: 0.322, SLG: 0.380	B C B 1 SAFE F D X 3-2 12 FC5-4 1-3 1B		C X 0-1 12 G5-4-3 1-2 3-H 1B	B F X 1-1 ③ G3			B C X 1-1 26 BB 12 S 1B			4	0	3	1	0	0	1
12 Freddy Sanchez, R (1, 5) OBP: 0.376, SLG: 0.471	X 0-0 ① FC5-4 1-2f 3-H		B F F X 1-2 ① ② G5-4-3 1-2f 2-3		B B F X 2-1 E 1B		D C S F X 1-2 ① F9 1-2			4	0	1	1	0	0	4
Jason Bay, R (1, 7) OBP: 0.389, SLG: 0.528	C D C S 1-3 ② K		B B C B B 4-1 FC4 BB		F B X 1-1 E6 1-2		S B B F D B 4-2 26 BB BB			2	0	0	0	2	1	2
Xavier Nady, R (1, 3) OBP: 0.350, SLG: 0.472	B D X 2-0 ③ G4-3		B B F B X 3-1 ③ FC4 1-2f		F S B S 1-3 ① K		B X 1-0 ② P3			4	0	0	0	0	1	7
26 Ronny Paulino, R (1, 2) OBP: 0.369, SLG: 0.398		B C B X 2-1 ① G6-3		T S B B F X 2-2 ① G6-3	B C F B S 2-3 ② K		S B B D B 4-1 1-2 2-3 BB			3	0	0	0	1	1	2
José Bautista, R (1, 9) OBP: 0.342, SLG: 0.424		B F B C B B 4-2 G4-6-3 BB		F B S H 2-2 57 SH3-4 BB 6 1B HBP	D F B S S 2-3 ③ K		C S F B F C 1-3 ③ K			2	1	0	0	1	2	5
Jose Castillo, R (1, 4) OBP: 0.312, SLG: 0.404		B B 1 SAFE C F F X 2-2 ② ③ G4-6-3 1-2f		D D B B 4-0 57 SH3-4 6 1B 1-2 BB		B X 1-0 ① L6		B X 1-0 ① G5-3		3	1	0	0	1	0	1
57 Zach Duke, L (1, 1) OBP: 0.222, SLG: 0.258 41 Ryan Doumit, S (8, PH) OBP: 0.298, SLG: 0.390 16 Salomon Torres, R (9, 1) OBP: 0.200, SLG: 0.200			B C X 1-1 6 1B 2 1B 1B	B C L X 1-2 ② SH3-4 1-2 2-3		C F B F B S 2-3 ② K		B F B X 2-1 ② F9		2 1 0	1 0 0	1 0 0	0 0 0	0 0 0	1 0 0	0 0 0
Inning Stats	R: 1 H: 1 E: 0 LOB: 1 K: 1 BB: 1 S: 8 P: 18	R: 0 H: 0 E: 0 LOB: 0 K: 0 BB: 1 S: 8 P: 16	R: 1 H: 3 E: 0 LOB: 2 K: 0 BB: 1 S: 11 P: 20	R: 2 H: 1 E: 0 LOB: 1 K: 0 BB: 1 S: 14 P: 26	R: 0 H: 1 E: 1 LOB: 2 K: 3 BB: 0 S: 13 P: 21	R: 0 H: 0 E: 0 LOB: 0 K: 1 BB: 0 S: 6 P: 9	R: 0 H: 1 E: 0 LOB: 3 K: 1 BB: 2 S: 15 P: 27	R: 0 H: 0 E: 0 LOB: 0 K: 1 BB: 0 S: 7 P: 11		1B: 7 SF: 0 2B: 0 SAC: 1 3B: 0 DP: 2 HR: 0 HBP: 1						WP: 0 PA: 37 PB: 0 SB: 1 CS: 0

PITCHER		IP	WLS	BF	H	R	ER	SO	BB	IBB	HBP	BLK	WP	HR	S	P	ERA	WHIP
Doug Davis, L ERA: 4.95	(1, 1)	6.0	L	28	6	4	4	5	4	0	1	0	0	0	60	110	6.00	1.667
52 Jose Capellan, R ERA: 4.11	(7, 1)	1.0		6	1	0	0	1	2	0	0	0	0	0	15	27	0.00	3.000
Derrick Turnbow, R ERA: 5.94	(8, 1)	1.0		3	0	0	0	1	0	0	0	0	0	0	7	11	0.00	0.000

PITCHER	IP	WLS	BF	H	R	ER	SO	BB	IBB	HBP	BLK	WP	HR	S	P	ERA	WHIP

BOTTOM

Milwaukee Brewers @ Pittsburgh Pirates

PNC Park, Pittsburgh, PA

Mon Sep 11 2006, 7:05 PM EDT
Att. 13,643 - Partly Cloudy - 68 F

livebaseballscorecards.com

AB	29
R	4
H	7
RBI	4
BB	6
SO	7
LOB	22

Milwaukee Brewers @ Pittsburgh Pirates

PNC Park, Pittsburgh, PA

Wed Sep 13 2006, 12:35 PM EDT

Cloudy - 63 F

TOP

livebaseballscorecards.com

Batter	1	2	3	4	5	6	7	8	9	AB	R	H	RBI	BB	SO	LOB
22 Tony Gwynn Jr., L (1, 8) OBP: 0.409, SLG: 0.429	C F B T 1-2 ① K		B C L X 1-2 ② L7		B C X 1-1 ③ G3			C F B C 1-3 ① K	C B B F F B S 3-3 ③ 1-2 K	5	0	0	0	0	3	1
9 Tony Graffanino, R (1, 4) OBP: 0.352, SLG: 0.416	B B C B X 3-1 28 2B 1B		S C B T 1-2 ③ K			C C B B X 2-2 ① G1-3		C X 0-1 ② G1-3		4	1	1	0	0	1	0
1 Corey Hart, R (1, 7) (8, 9) OBP: 0.340, SLG: 0.503	C S B B X 2-2 ② P6			S C F B B C 1-3 ① K		F S B B C 2-3 ② K		B B C S F F F X 2-2 28 2B 2B		4	1	1	0	0	2	1
28 Prince Fielder, L (1, 3) OBP: 0.349, SLG: 0.482	B B X 2-0 1-H 2B			B F B F S 2-3 ② K		X 0-0 1B		B X 1-0 2 E 2-H 2B		4	0	3	2	0	1	0
2 Bill Hall, R (1, 6) OBP: 0.339, SLG: 0.551	S C S S 0-3 ③ K			B B C B S X 3-2 1B 2B		B B C D F S 3-3 ③ K		B C B F F X 2-2 E6 FC5-4 2-3		4	1	1	0	0	2	3
Geoff Jenkins, L (1, 9) Kevin Mench, R (8, PH) (8, 7) OBP: 0.341, SLG: 0.397 OBP: 0.312, SLG: 0.416		B S B B X 3-1 L4-3 1B		C X 0-1 2-H 1B			B F F B S 2-3 ① K	C S F B B X 2-2 ③ FC5-4 1-2f		3 1	0 0	2 0	1 0	0 0	1 0	0 2
David Bell, R (1, 5) OBP: 0.330, SLG: 0.379	F B S X 1-2 ① ② L4-3 1-1			1 SAFE D B F S X 2-2 ③ P4			B S B B B 4-1 G2-3 BB		C S S 0-3 ① K2-3	3	0	0	0	1	1	2
Damian Miller, R (1, 2) Jeff Cirillo, R (9, PH) OBP: 0.320, SLG: 0.387 OBP: 0.373, SLG: 0.424	F F B S 1-3 ③ K				S X 0-1 ① G4-3		C S F D B X 2-2 ② G2-3 1-2		B X 1-0 ② G6-3	3 1	0 0	0 0	0 0	0 0	1 0	1 0
39 Chris Capuano, L (1, 1) OBP: 0.141, SLG: 0.129 Chris Spurling, R (6, 1) 21 Drew Anderson, L (7, PH) Dan Kolb, R (7, 1) 18 Gabe Gross, L (9, PH) OBP: 0.384, SLG: 0.483 Brady Clark, R (9, PR) OBP: 0.352, SLG: 0.328			C B S S 1-3 ① K2-3		X 0-0 ② F9		C X 0-1 ③ G6-3		B B B B 4-0 22 DI BB	2 0 0 1 0 0 0	0 0 0 0 0 0 0	0 0 0 0 0 0 0	0 0 0 0 1 0 0	1 0 0 0 0 0 0	0 0 1 0 0 0 0	0 0 0 0 0 0 0

	AB	35
	R	3
	H	8
	RBI	3
	BB	2
	SO	13
	LOB	11

Inning Stats	1	2	3	4	5	6	7	8	9
	R: 1 H: 2 E: 0 LOB: 1 K: 2 BB: 0 S: 12 P: 20	R: 0 H: 1 E: 0 LOB: 0 K: 1 BB: 0 S: 8 P: 13	R: 0 H: 0 E: 0 LOB: 0 K: 2 BB: 0 S: 9 P: 12	R: 1 H: 2 E: 0 LOB: 1 K: 2 BB: 0 S: 15 P: 23	R: 0 H: 0 E: 0 LOB: 0 K: 0 BB: 0 S: 5 P: 6	R: 0 H: 1 E: 0 LOB: 1 K: 2 BB: 0 S: 10 P: 17	R: 0 H: 0 E: 0 LOB: 1 K: 1 BB: 1 S: 10 P: 18	R: 1 H: 2 E: 1 LOB: 2 K: 1 BB: 0 S: 21 P: 29	R: 0 H: 0 E: 0 LOB: 2 K: 2 BB: 1 S: 8 P: 16

	1B: 4	SF: 0	WP: 0	PA: 37
	2B: 5	SAC: 0	PB: 0	
	3B: 0	DP: 1	SB: 0	
	HR: 0	HBP: 0	CS: 0	

PITCHER		IP	WLS	BF	H	R	ER	SO	BB	IBB	HBP	BLK	WP	HR	S	P	ERA	WHIP
45 Ian Snell, R ERA: 4.78	(1, 1)	7.0	W	27	6	2	2	10	1	0	0	0	0	0	69	109	2.57	1.000
55 Matt Capps, R ERA: 3.84	(8, 1)	0.2		3	1	1	1	1	0	0	0	0	0	0	12	15	13.50	1.500
34 John Grabow, L ERA: 4.04	(8, 1)	0.0		2	1	0	0	0	0	0	0	0	0	0	5	8	∞	∞
44 Josh Sharpless, R ERA: 2.08	(8, 1)	0.1	H	1	0	0	0	0	0	0	0	0	0	0	4	6	0.00	0.000
16 Salomon Torres, R ERA: 3.44	(9, 1)	1.0	S	4	0	0	0	2	1	0	0	0	0	0	8	16	0.00	1.000

PITCHER	IP	WLS	BF	H	R	ER	SO	BB	IBB	HBP	BLK	WP	HR	S	P	ERA	WHIP

Batter	1	2	3	4	5	6	7	8	9	AB	R	H	RBI	BB	SO	LOB
6 Chris Duffy, L (1, 8) OBP: 0.308, SLG: 0.328	C F B X 1-2 G3-1 ①		C X 0-1 2 1B 12 SF7 1B	B F H 2-1 2 FC1-6 HBP		C X 0-1 E6 12 1B 1B	C C S 0-3 K ③			4	2	2	0	0	1	1
2 Jack Wilson, R (1, 6) OBP: 0.320, SLG: 0.378	B B X 2-0 L8 ②		1 SAFE B B F S 1 SAFE X 1-2 26 2B 1B 1-3 1B	C L X 1 SAFE 0-2 FC1-6 ① WP 1-2f		B F C B X 2-2 G6-3 ②		C B X 1-1 G5-3 ①		5	1	1	0	0	0	2
12 Freddy Sanchez, R (1, 5) OBP: 0.378, SLG: 0.475	F B F F B B X 3-2 2B		B B F 1 SAFE X 2-1 SF7 ① 3-H	X 0-0 F9 ②		X 0-0 26 2B 2-H 1B		B B X 2-0 1B		4	1	3	2	0	0	1
Jason Bay, R (1, 7) OBP: 0.392, SLG: 0.528	B B B C B 4-1 BB		B B B X 3-0 26 2B 1-2 SF9 1B	B B B 4-0 1-2 BB		B B B 4-0 26 2B BB		F B F B S 2-3 K ②		2	2	1	0	3	1	1
26 Ronny Paulino, R (1, 2) OBP: 0.370, SLG: 0.403	C X 0-1 P3 ③		B F S B B X 2-2 SF9 1-3 2-H 2B	B X 1-0 F8 ③		F X 0-2 1-H 2-H 2B		C C B F 1 SAFE B F B F 3-2 X G6-3 ③		5	0	2	3	0	0	5
41 Ryan Doumit, S (1, 3) OBP: 0.296, SLG: 0.380 Xavier Nady, R (7, 3) OBP: 0.350, SLG: 0.472		S B C S 1-3 K ①	C D S F H 2-2 SF9 HBP		S C B F C 1-3 K ①	B X 1-0 G4-3 ③				3 0	0 0	0 0	0 0	0 0	2 0	1 0
Jose Castillo, R (1, 4) OBP: 0.311, SLG: 0.402		B B F B C F X 3-2 L7 ②	B X 1-0 SF9 ② 1-2 2-3 3-H	F X 0-1 F9 ②			B B B C B 4-1 FC6-4 BB			2	0	0	1	1	0	0
José Bautista, R (1, 9) OBP: 0.343, SLG: 0.426		B B X 2-0 2B	I I I I 4-0 IBB	C B C S 1-3 K ③			C 1 SAFE S B X 1-2 FC6-4 ① 1-2f			3	0	1	0	1	1	1
45 Ian Snell, R (1, 1) OBP: 0.096, SLG: 0.080 Jeromy Burnitz, L (7, PH) OBP: 0.280, SLG: 0.424 55 Matt Capps, R (8, 1) 34 John Grabow, L (8, 1) 44 Josh Sharpless, R (8, 1) 16 Salomon Torres, R (9, 1) OBP: 0.200, SLG: 0.200		B C F S 1-3 K ③	B S F F X 1-2 P3 ③			C F X 0-2 G5-3 ①	C B F F X 1-2 F8 ②			3 1 0 0 0 0	0 0 0 0 0 0	0 0 0 0 0 0	0 0 0 0 0 0	0 1 0 0 0 0	1 0 0 0 0 0	4 1 0 0 0 0
Inning Stats	R: 0 E: 0 K: 0 S: 11 H: 1 LOB: 2 BB: 1 P: 21	R: 0 E: 0 K: 2 S: 11 H: 1 LOB: 1 BB: 0 P: 18	R: 3 E: 0 K: 0 S: 19 H: 4 LOB: 3 BB: 1 P: 35	R: 0 E: 0 K: 0 S: 6 H: 0 LOB: 2 BB: 1 P: 13	R: 0 E: 0 K: 2 S: 9 H: 0 LOB: 0 BB: 0 P: 11	R: 3 E: 1 K: 0 S: 13 H: 3 LOB: 1 BB: 1 P: 20	R: 0 E: 0 K: 1 S: 11 H: 0 LOB: 1 BB: 1 P: 17	R: 0 E: 0 K: 1 S: 12 H: 1 LOB: 1 BB: 0 P: 20		1B: 6 2B: 4 3B: 0 HR: 0	SF: 2 SAC: 0 DP: 0 HBP: 2		WP: 1 PB: 0 SB: 0 CS: 0	PA: 41		

PITCHER		IP	WLS	BF	H	R	ER	SO	BB	IBB	HBP	BLK	WP	HR	S	P	ERA	WHIP
39 Chris Capuano, L ERA: 3.66	(1, 1)	5.2	L	32	9	6	6	4	3	1	2	0	1	0	68	116	9.53	2.118
Chris Spurling, R ERA: 3.29	(6, 1)	0.1		1	0	0	0	0	0	0	0	0	0	0	1	2	0.00	0.000
Dan Kolb, R ERA: 4.7	(7, 1)	2.0		8	1	0	0	2	1	0	0	0	0	0	23	37	0.00	1.000

PITCHER	IP	WLS	BF	H	R	ER	SO	BB	IBB	HBP	BLK	WP	HR	S	P	ERA	WHIP

BOTTOM

Milwaukee Brewers @ Pittsburgh Pirates

PNC Park, Pittsburgh, PA

Wed Sep 13 2006, 12:35 PM EDT

Cloudy - 63 F

livebaseballscorecards.com

AB	32
R	6
H	10
RBI	6
BB	5
SO	6
LOB	17

Batter	1	2	3	4	5	6	7	8	9	AB	R	H	RBI	BB	SO	LOB
22 Tony Gwynn Jr., L (1, 8) OBP: 0.385, SLG: 0.400	L6		1B		F7			K		4	0	1	0	0	1	1
9 Tony Graffanino, R (1, 4) OBP: 0.351, SLG: 0.413	G6-3		F8		BB			P6		3	0	0	0	1	0	1
Jeff Cirillo, R (1, 5) OBP: 0.371, SLG: 0.421	F9			F8	F8			1B		4	0	1	0	0	0	2
28 Prince Fielder, L (1, 3) OBP: 0.348, SLG: 0.486		K		HR		G4-3		G5-3		4	1	1	1	0	1	1
2 Bill Hall, R (1, 6) OBP: 0.338, SLG: 0.549		K		G3 1B		P3			F8	4	0	1	0	0	1	0
Geoff Jenkins, L (1, 9) OBP: 0.343, SLG: 0.405		HR		G3 1-2		G2-3			1B	4	1	2	1	0	0	1
1 Corey Hart, R (1, 7) OBP: 0.333, SLG: 0.492		F8		F7			P5		K	4	0	0	0	0	1	2
11 Mike Rivera, R (1, 2) OBP: 0.311, SLG: 0.449			G5-3		15 SH5-4 1B		F7		K	4	0	1	0	0	1	1
15 Ben Sheets, R (1, 1) OBP: 0.036, SLG: 0.036 Francisco Cordero, R (9, 1)			G5-3		SH5-4 1-2		K			2	0	0	0	0	1	0
										0	0	0	0	0	0	0
Inning Stats	R: 0 E: 0 K: 0 S: 6 H: 0 LOB: 0 BB: 0 P: 9	R: 1 E: 0 K: 2 S: 12 H: 1 LOB: 0 BB: 0 P: 20	R: 0 E: 0 K: 0 S: 10 H: 1 LOB: 0 BB: 0 P: 14	R: 1 E: 0 K: 0 S: 8 H: 2 LOB: 1 BB: 0 P: 13	R: 0 E: 0 K: 0 S: 16 H: 1 LOB: 2 BB: 1 P: 24	R: 0 E: 0 K: 0 S: 7 H: 0 LOB: 0 BB: 0 P: 11	R: 0 E: 0 K: 1 S: 9 H: 0 LOB: 0 BB: 0 P: 13	R: 0 E: 0 K: 1 S: 9 H: 1 LOB: 1 BB: 0 P: 10	R: 0 E: 0 K: 2 S: 10 H: 1 LOB: 1 BB: 0 P: 17	1B: 5 2B: 0 3B: 0 HR: 2 SF: 0 SAC: 1 DP: 0 HBP: 0						

PITCHER	IP	WLS	BF	H	R	ER	SO	BB	IBB	HBP	BLK	WP	HR	S	P	ERA	WHIP
Shawn Chacon, R (1, 1) ERA: 6.49	7.0	L	27	5	2	2	3	1	0	0	0	0	2	68	104	2.57	0.857
Damaso Marte, L (8, 1) ERA: 3.83	1.1		6	2	0	0	1	0	0	0	0	0	0	13	16	0.00	1.500
59 Brian Rogers, R (9, 1) ERA: 10.8	0.2		2	0	0	0	2	0	0	0	0	0	0	6	11	0.00	0.000

PITCHER	IP	WLS	BF	H	R	ER	SO	BB	IBB	HBP	BLK	WP	HR	S	P	ERA	WHIP

TOP

Milwaukee Brewers @ Pittsburgh Pirates

PNC Park, Pittsburgh, PA

Wed Sep 13 2006, 12:40 PM EDT

Att. 11,627 - Cloudy - 63 F

livebaseballscorecards.com

AB	33
R	2
H	7
RBI	2
BB	1
SO	6
LOB	9

PA: 35

WP: 0
PB: 0
SB: 0
CS: 0

Batter	1	2	3	4	5	6	7	8	9	AB	R	H	RBI	BB	SO	LOB
6 Chris Duffy, L (1, 8) OBP: 0.307, SLG: 0.327	P2			G6-3			1B		F7	4	0	1	0	0	0	0
2 Jack Wilson, R (1, 6) OBP: 0.319, SLG: 0.376	F7			F9			K			3	0	0	0	0	1	1
12 Freddy Sanchez, R (1, 5) OBP: 0.376, SLG: 0.472	G6-3			F8			K			3	0	0	0	0	1	0
Xavier Nady, R (1, 9) OBP: 0.347, SLG: 0.468		G5-3			F9			K		3	0	0	0	0	1	0
41 Ryan Doumit, S (1, 3) OBP: 0.297, SLG: 0.405		K			K			HR		3	1	1	1	0	2	0
Jose Castillo, R (1, 4) OBP: 0.309, SLG: 0.400		L6			K			G1-3		3	0	0	0	0	1	0
José Bautista, R (1, 7) OBP: 0.341, SLG: 0.423			F9		G5-3			K		3	0	0	0	0	1	0
Carlos Maldonado, R (1, 2) OBP: 0.167, SLG: 0.167 Jason Bay, R (9, PH) OBP: 0.392, SLG: 0.527			F8		K				F8	2 1	0 0	0 0	0 0	0 0	1 0	0 0
Shawn Chacon, R (1, 1) OBP: 0.182, SLG: 0.200 Damaso Marte, L (8, 1) 59 Brian Rogers, R (9, 1) Joe Randa, R (9, PH) OBP: 0.307, SLG: 0.371			K		K				F9	2 0 0 1	0 0 0 0	0 0 0 0	0 0 0 0	0 0 0 0	2 0 0 0	0 0 0 0
Inning Stats	R: 0 E: 0 K: 0 S: 10 H: 0 LOB: 0 BB: 0 P: 14	R: 0 E: 0 K: 1 S: 10 H: 0 LOB: 0 BB: 0 P: 14	R: 0 E: 0 K: 1 S: 9 H: 0 LOB: 0 BB: 0 P: 12	R: 0 E: 0 K: 0 S: 8 H: 0 LOB: 0 BB: 0 P: 13	R: 0 E: 0 K: 2 S: 8 H: 0 LOB: 0 BB: 0 P: 9	R: 0 E: 0 K: 2 S: 9 H: 0 LOB: 0 BB: 0 P: 12	R: 0 E: 0 K: 2 S: 8 H: 1 LOB: 0 BB: 0 P: 9	R: 1 E: 0 K: 2 S: 11 H: 1 LOB: 0 BB: 0 P: 17	R: 0 E: 0 K: 0 S: 5 H: 0 LOB: 0 BB: 0 P: 7	1B: 1 2B: 0 3B: 0 HR: 1 SF: 0 SAC: 0 DP: 0 HBP: 0						

PITCHER		IP	WLS	BF	H	R	ER	SO	BB	IBB	HBP	BLK	WP	HR	S	P	ERA	WHIP
15 Ben Sheets, R ERA: 4.08	(1, 1)	8.0	W	25	2	1	1	10	0	0	0	0	0	1	73	100	1.12	0.250
Francisco Cordero, R ERA: 3.61	(9, 1)	1.0	S	3	0	0	0	0	0	0	0	0	0	0	5	7	0.00	0.000

PITCHER	IP	WLS	BF	H	R	ER	SO	BB	IBB	HBP	BLK	WP	HR	S	P	ERA	WHIP

BOTTOM

Milwaukee Brewers @ Pittsburgh Pirates

PNC Park, Pittsburgh, PA

Wed Sep 13 2006, 12:40 PM EDT

Att. 11,627 - Cloudy - 63 F

livebaseballscorecards.com

AB	28
R	1
H	2
RBI	1
BB	0
SO	10
LOB	1

New York Mets @ Pittsburgh Pirates

PNC Park, Pittsburgh, PA

Fri Sep 15 2006, 7:05 PM EDT

Att. 24,410 - Cloudy - 67 F

TOP

livebaseballscorecards.com

Batter	1	2	3	4	5	6	7	8	9	AB	R	H	RBI	BB	SO	LOB
7 José Reyes, S (1, 6) OBP: 0.351, SLG: 0.499	P4		G5-4-3 1-2f		1B 1-3 2-H			G6-3 2-H 3B		4	1	2	2	0	0	1
16 Paul Lo Duca, R (1, 2) OBP: 0.348, SLG: 0.414 Heath Bell, R (5, 1) Julia Franco, R (8, PH) OBP: 0.324, SLG: 0.346 25 Pedro Feliciano, L (8, 1)	G5-3			15 FC5-4 1B	K			G6-3 3-H		3 0 1 0	0 0 0 0	1 0 1 0	0 0 1 0	0 0 0 0	1 0 0 0	2 0 0 0
15 Carlos Beltrán, S (1, 8) OBP: 0.384, SLG: 0.610	P3			FC5-4 5 FC5-4 1-2f		21 FC4-6 BB		G5-3		3	0	0	0	1	0	1
21 Carlos Delgado, L (1, 3) OBP: 0.364, SLG: 0.564		K		K		FC4-6 5 G5-4-3 1-2f		K		4	0	0	0	0	3	2
5 David Wright, R (1, 5) OBP: 0.383, SLG: 0.533		P4		FC5-4 1-2f		G5-4-3 1-2f			K	4	0	0	0	0	1	2
Cliff Floyd, L (1, 7) OBP: 0.328, SLG: 0.416		HBP			G3-1		20 G4-6-3 BB		1B	2	0	1	0	1	0	0
20 Shawn Green, L (1, 9) OBP: 0.341, SLG: 0.428		G1			22 FC6-4 HBP		G4-6-3 1-2f		K	3	0	0	0	0	1	3
22 Jose Valentin, S (1, 4) OBP: 0.332, SLG: 0.490			K		FC6-4 44 HBP 7 1B 1-2f		F9		K	4	1	0	0	0	2	2
45 Pedro Martinez, R (1, 1) OBP: 0.158, SLG: 0.139 Darren Oliver, R (4, 1) OBP: 0.200, SLG: 0.214 44 Lastings Milledge, R (5, PH) OBP: 0.307, SLG: 0.388 Mike DiFelice, R (5, 2) OBP: 0.200, SLG: 0.136			7 G5-4-3 BB		7 1B 1-2 HBP			7 3B 2B		0 0 0 1	0 0 0 1	0 0 0 1	0 0 0 1	1 0 0 0	0 0 0 0	0 0 0 0
Inning Stats	R: 0 E: 0 K: 0 S: 6 H: 0 LOB: 0 BB: 0 P: 8	R: 0 E: 0 K: 1 S: 9 H: 0 LOB: 1 BB: 0 P: 17	R: 0 E: 0 K: 1 S: 8 H: 0 LOB: 0 BB: 1 P: 17	R: 0 E: 0 K: 1 S: 9 H: 1 LOB: 1 BB: 0 P: 15	R: 1 E: 0 K: 1 S: 21 H: 1 LOB: 2 BB: 0 P: 28	R: 0 E: 0 K: 0 S: 5 H: 0 LOB: 0 BB: 1 P: 13	R: 0 E: 0 K: 0 S: 4 H: 0 LOB: 0 BB: 1 P: 8	R: 2 E: 0 K: 1 S: 10 H: 2 LOB: 0 BB: 0 P: 12	R: 0 E: 0 K: 3 S: 10 H: 1 LOB: 1 BB: 0 P: 13	1B: 3 2B: 1 3B: 1 HR: 0 SF: 0 SAC: 0 DP: 3 HBP: 3						

	AB	29
	R	3
	H	5
	RBI	3
	BB	3
	SO	8
	LOB	13

WP: 0 PB: 0 SB: 0 CS: 0 PA: 35

PITCHER	IP	WLS	BF	H	R	ER	SO	BB	IBB	HBP	BLK	WP	HR	S	P	ERA	WHIP
28 Paul Maholm, L (1, 1) ERA: 4.76	7.0	W	26	2	1	1	4	3	0	3	0	0	0	62	106	1.29	0.714
34 John Grabow, L (8, 1) ERA: 4.25	1.0		5	2	2	2	1	0	0	0	0	0	0	10	12	18.00	2.000
16 Salomon Torres, R (9, 1) ERA: 3.4	1.0	S	4	1	0	0	3	0	0	0	0	0	0	10	13	0.00	1.000

PITCHER	IP	WLS	BF	H	R	ER	SO	BB	IBB	HBP	BLK	WP	HR	S	P	ERA	WHIP

New York Mets @ Pittsburgh Pirates

PNC Park, Pittsburgh, PA

Fri Sep 15 2006, 7:05 PM EDT

Att. 24,410 - Cloudy - 67 F

BOTTOM

Batter	1	2	3	4	5	6	7	8	9	AB	R	H	RBI	BB	SO	LOB
6 Chris Duffy, L (1, 8) OBP: 0.306, SLG: 0.326	C F X 0-2 G4-3 ①	X 0-0 F8 ②		C B F F X 1-2 2 G3 2 S 1B		M B S S 1-3 K ②				4	0	1	0	0	1	2
2 Jack Wilson, R (1, 6) OBP: 0.318, SLG: 0.374	B B C F X 2-2 12 WP 2B 1B	C L B X 1-2 F8 ③		1 SAFE 1 SAFE B X 1-0 G3 ① 1-3		C B X 1-1 L3 ③				4	1	1	0	0	0	3
12 Freddy Sanchez, R (1, 5) OBP: 0.377, SLG: 0.473	C F B B B B 4-2 1-2 2B BB		C B B F X 2-2 41 2B 2B	S F F F D F F X 1-2 F8 ②			C B C X 1-2 G5-3 ①			3	2	1	0	1	0	1
Jason Bay, R (1, 7) OBP: 0.392, SLG: 0.534	X 0-0 G3-1 1-H 2-H 2B		B S F S 1-3 K ①	B B C X 2-1 G1-3 ③			B C B B X 3-1 HR			4	1	2	3	0	1	2
Xavier Nady, R (1, 9) OBP: 0.344, SLG: 0.464	C X 0-1 G3-1 ② 2-3		C F B C 1-3 K ②		B B C F B F F F F 3-3 F S K ①		B S F B S 2-3 K ②			4	0	0	0	0	3	2
41 Ryan Doumit, S (1, 3) OBP: 0.295, SLG: 0.409 Joe Randa, R (8, 3) OBP: 0.307, SLG: 0.371	S B S S D S 2-3 K ③		C B D X 2-1 26 1B 2-H 2B		B B F B X 3-1 G3 ②		C S B X 1-2 G4-3 ③			4	1	1	1	0	1	1
										0	0	0	0	0	0	0
26 Ronny Paulino, R (1, 2) OBP: 0.373, SLG: 0.406		C F B F X 1-2 28 E 28 FC1 1B	C X 0-1 HBP 2-H 1B		X 0-0 1B			B X 1-0 F9 ①		4	0	3	1	0	0	0
José Bautista, R (1, 4) OBP: 0.342, SLG: 0.420		C S C 0-3 K ①	B B C F F B H 4-2 1-2 HBP		C B B F B X 3-2 G6-3 ③			B B B B 4-0 G6-4-3 BB		2	0	0	0	1	1	2
28 Paul Maholm, L (1, 1) OBP: 0.155, SLG: 0.109 34 John Grabow, L (8, 1) Jose Castillo, R (8, PH) OBP: 0.309, SLG: 0.399 16 Salomon Torres, R (9, 1) OBP: 0.200, SLG: 0.200		B X 1-0 FC1 1-3	S B F F X 1-2 G1-3 ③			C B B F B T 2-2 K ①		X 0-0 G6-4-3 ② ③ 1-2f		3	0	0	0	0	1	3
										0	0	0	0	0	0	0
										1	0	0	0	0	0	1
										0	0	0	0	0	0	0
Inning Stats	R: 2 E: 0 K: 1 S: 14 H: 2 LOB: 1 BB: 1 P: 22	R: 0 E: 1 K: 1 S: 12 H: 1 LOB: 2 BB: 0 P: 15	R: 2 E: 0 K: 2 S: 20 H: 3 LOB: 2 BB: 0 P: 31	R: 0 E: 0 K: 0 S: 14 H: 1 LOB: 1 BB: 0 P: 19	R: 0 E: 0 K: 1 S: 14 H: 1 LOB: 1 BB: 0 P: 23	R: 0 E: 0 K: 2 S: 9 H: 0 LOB: 0 BB: 0 P: 13	R: 1 E: 0 K: 1 S: 11 H: 1 LOB: 0 BB: 0 P: 18	R: 0 E: 0 K: 0 S: 2 H: 0 LOB: 0 BB: 1 P: 7		1B: 5 2B: 3 3B: 0 HR: 1	SF: 0 SAC: 0 DP: 1 HBP: 1					

livebaseballscorecards.com

AB	33
R	5
H	9
RBI	5
BB	2
SO	8
LOB	17

WP: 1 PB: 0 SB: 1 CS: 0 PA: 36

PITCHER		IP	WLS	BF	H	R	ER	SO	BB	IBB	HBP	BLK	WP	HR	S	P	ERA	WHIP
45 Pedro Martinez, R ERA: 4.03	(1, 1)	3.0	L	18	6	4	4	4	1	0	1	0	1	0	46	68	12.00	2.333
Darren Oliver, L ERA: 2.78	(4, 1)	1.0		4	1	0	0	0	0	0	0	0	0	0	14	19	0.00	1.000
Heath Bell, R ERA: 3.93	(5, 1)	3.0		11	2	1	1	4	0	0	0	0	0	1	34	54	3.00	0.667
25 Pedro Feliciano, L ERA: 1.79	(8, 1)	1.0		3	0	0	0	0	1	0	0	0	0	0	2	7	0.00	1.000

PITCHER	IP	WLS	BF	H	R	ER	SO	BB	IBB	HBP	BLK	WP	HR	S	P	ERA	WHIP

New York Mets @ Pittsburgh Pirates

PNC Park, Pittsburgh, PA

Sat Sep 16 2006, 7:05 PM EDT

Att. 37,623 - Cloudy - 70 F

livebaseballscorecards.com

TOP

Batter	1	2	3	4	5	6	7	8	9	AB	R	H	RBI	BB	SO	LOB
7 José Reyes, S (1, 6) OBP: 0.352, SLG: 0.498	C X 0-1 16 CS 1B		X 0-0 ① B1-3		C C B B X 2-2 ① G4-3		C C B F X 1-2 ① G1-3		I I I I 4-0 IBB	4	0	1	0	1	0	0
16 Paul Lo Duca, R (1, 2) OBP: 0.348, SLG: 0.415	S 1 SAFE 1 SAFE F X 0-2 ① ② F8 1-2		B X 1-0 15 G5-3 1B		B C B F F F B X 3-2 21 1B 2B		F X 0-1 ② G6-3		B X 1-0 ③ F8	5	1	2	0	0	0	3
15 Carlos Beltrán, S (1, 8) OBP: 0.383, SLG: 0.606	B C B B F F B 4-2 21 2B BB		F B X 1-1 ② G5-3 1-2		B C F B X 2-2 ② G6-3		C B X 1-1 ③ G4-3			3	1	0	0	1	0	2
21 Carlos Delgado, L (1, 3) OBP: 0.365, SLG: 0.566	B S B X 2-1 1-H 2B		C C C 0-3 ③ K		B B X 2-0 2-H 1B			F X 0-1 ① F9		4	0	2	2	0	1	1
5 David Wright, R (1, 5) OBP: 0.381, SLG: 0.529	B B X 2-0 ③ F9			B X 1-0 E6 20 S	C F S 0-3 ③ K			B C X 1-1 ② G5-3		4	0	0	0	0	1	2
Cliff Floyd, L (1, 7) OBP: 0.324, SLG: 0.410		C X 0-1 ① G3-1		C C B 1 SAFE F F F B F F 3-2 ① F7		B B X 2-0 ① F9		C F B B F F C 2-3 ③ K		4	0	0	0	0	1	1
20 Shawn Green, L (1, 9) OBP: 0.344, SLG: 0.430		B S B F B F X 3-2 E8 2B		D S S B B B C 3-3 ② K 1-2		B B B C B 4-1 BB			C C B H 2-2 22 SH1-4 HBP	2	0	1	0	1	1	1
22 Jose Valentin, S (1, 4) OBP: 0.332, SLG: 0.487		X 0-0 ② P4		I I I I 4-0 IBB		F B B B B F X 3-2 ② P5			B 1 SAFE X 1-0 ① SH1-4 1-2	2	0	0	0	1	0	2
26 Orlando Hernandez, R (1, 1) OBP: 0.205, SLG: 0.256 59 Guillermo Mota, R (8, 1) Julio Franco, R (9, PH) OBP: 0.322, SLG: 0.343 Aaron Heilman, R (9, 1)		B C X 1-1 ③ G6-3		S D F F X 1-2 ③ G5-3		C T F F X 0-2 ③ G1-3			B 2 SAFE S X 1-1 ② F8	3 0 1 0	0 0 0 0	0 0 0 0	0 0 0 0	0 0 0 0	0 0 0 0	4 0 1 0
Inning Stats	R: 1 H: 2 E: 0 LOB: 1 K: 0 BB: 1 S: 11 P: 19	R: 0 H: 1 E: 1 LOB: 1 K: 0 BB: 0 S: 9 P: 13	R: 0 H: 1 E: 0 LOB: 1 K: 1 BB: 0 S: 7 P: 9	R: 0 H: 0 E: 1 LOB: 2 K: 1 BB: 1 S: 18 P: 30	R: 1 H: 2 E: 0 LOB: 1 K: 1 BB: 0 S: 15 P: 24	R: 0 H: 0 E: 0 LOB: 1 K: 0 BB: 1 S: 10 P: 19	R: 0 H: 0 E: 0 LOB: 0 K: 0 BB: 0 S: 8 P: 10	R: 0 H: 0 E: 0 LOB: 0 K: 1 BB: 0 S: 9 P: 12	R: 0 H: 0 E: 0 LOB: 2 K: 0 BB: 1 S: 6 P: 15	1B: 3 SF: 0 2B: 3 SAC: 1 3B: 0 DP: 0 HR: 0 HBP: 1						

	AB	32
	R	2
	H	6
	RBI	2
	BB	4
	SO	4
	LOB	17

WP: 0 PA: 38
PB: 0
SB: 1
CS: 1

PITCHER		IP	WLS	BF	H	R	ER	SO	BB	IBB	HBP	BLK	WP	HR	S	P	ERA	WHIP
24 Tom Gorzelanny, L ERA: 3.62	(1, 1)	4.0		18	4	1	1	2	1	1	0	0	0	0	45	71	2.25	1.250
27 Shane Youman, L ERA: 4.32	(5, 1)	3.0		12	2	1	1	1	1	0	0	0	0	0	33	53	3.00	1.000
Damaso Marte, L ERA: 3.74	(8, 1)	1.1		5	0	0	0	1	0	0	1	0	0	0	12	18	0.00	0.000
55 Matt Capps, R ERA: 3.81	(9, 1)	0.2	W	3	0	0	0	0	0	1	0	0	0	0	3	9	0.00	0.000

PITCHER	IP	WLS	BF	H	R	ER	SO	BB	IBB	HBP	BLK	WP	HR	S	P	ERA	WHIP

New York Mets @ Pittsburgh Pirates

PNC Park, Pittsburgh, PA

Sat Sep 16 2006, 7:05 PM EDT

Att. 37,623 - Cloudy - 70 F

livebaseballscorecards.com

BOTTOM

Batter	1	2	3	4	5	6	7	8	9	AB	R	H	RBI	BB	SO	LOB
6 Chris Duffy, L (1, 8) OBP: 0.309, SLG: 0.328	F7		2 S 1B		L6-3			2 G6-3 1B		4	0	2	0	0	0	1
2 Jack Wilson, R (1, 6) OBP: 0.316, SLG: 0.371	F8		L1		G4-3			G6-3		4	0	0	0	0	0	2
12 Freddy Sanchez, R (1, 5) OBP: 0.376, SLG: 0.472	P4		K			F8-3 1B		G6-3		4	0	1	0	0	1	2
Jason Bay, R (1, 7) OBP: 0.393, SLG: 0.540		HR		41 S 41 1B 1B		K			K	4	2	2	1	0	2	1
Xavier Nady, R (1, 9) OBP: 0.341, SLG: 0.459 (8, 3)		K		F8		F8-3			G4-3	4	0	0	0	0	1	2
41 Ryan Doumit, S (1, 3) OBP: 0.311, SLG: 0.414 10 Rajai Davis, R (7, PR) OBP: 0.273, SLG: 0.300 Damaso Marte, L (8, 1) 55 Matt Capps, R (9, 1) Joe Randa, R (9, PH) OBP: 0.310, SLG: 0.371		HBP		1-H 1B				26 CS BB	26 2B BB	1 0 0 0 0	0 0 0 0 1	1 0 0 0 0	1 0 0 0 0	1 0 0 0 1	0 0 0 0 0	0 0 0 0 0
26 Ronny Paulino, R (1, 2) OBP: 0.372, SLG: 0.407	P4								1-H 2B	4	0	1	1	0	2	3
Jose Castillo, R (1, 4) OBP: 0.307, SLG: 0.397	K			K			G5-3	K		3	0	0	0	0	2	3
24 Tom Gorzelanny, R (1, 1) 27 Shane Youman, L (5, 1) OBP: 0.333, SLG: 0.333 José Bautista, R (8, 9) OBP: 0.341, SLG: 0.419			G5-3		6 L6-3 1B			P6		1 1 1	0 0 0	0 1 0	0 0 0	0 0 0	0 0 0	0 0 0
Inning Stats	R: 0 E: 0 K: 0 S: 12 H: 0 LOB: 0 BB: 0 P: 18	R: 1 E: 0 K: 2 S: 12 H: 1 LOB: 1 BB: 0 P: 21	R: 0 E: 0 K: 1 S: 11 H: 1 LOB: 1 BB: 0 P: 15	R: 1 E: 0 K: 2 S: 14 H: 2 LOB: 1 BB: 0 P: 21	R: 0 E: 0 K: 0 S: 8 H: 1 LOB: 0 BB: 0 P: 12	R: 0 E: 0 K: 1 S: 6 H: 1 LOB: 0 BB: 0 P: 8	R: 0 E: 0 K: 1 S: 12 H: 0 LOB: 1 BB: 1 P: 18	R: 0 E: 0 K: 0 S: 11 H: 1 LOB: 1 BB: 0 P: 17	R: 1 E: 0 K: 1 S: 11 H: 1 LOB: 1 BB: 1 P: 17	1B: 6 2B: 3 3B: 0 HR: 1	SF: 0 SAC: 0 DP: 2 HBP: 1			WP: 0 PB: 0 SB: 2 CS: 1		PA: 34	

PITCHER		IP	WLS	BF	H	R	ER	SO	BB	IBB	HBP	BLK	WP	HR	S	P	ERA	WHIP
26 Orlando Hernandez, R ERA: 4.85	(1, 1)	7.0		26	6	2	2	7	1	0	1	0	0	1	75	113	2.57	1.000
59 Guillermo Mota, R ERA: 4.83	(8, 1)	1.0		4	1	0	0	0	0	0	0	0	0	0	11	17	0.00	1.000
Aaron Heilman, R ERA: 3.73	(9, 1)	0.2	L	4	1	1	1	1	1	0	0	0	0	0	11	17	13.50	3.000

PITCHER	IP	WLS	BF	H	R	ER	SO	BB	IBB	HBP	BLK	WP	HR	S	P	ERA	WHIP

Batter	1	2	3	4	5	6	7	8	9	AB	R	H	RBI	BB	SO	LOB
7 José Reyes, S (1, 6) OBP: 0.349, SLG: 0.493	F7		G4-3		P6		K		G4-3	5	0	0	0	0	1	3
10 Endy Chavez, L (1, 9) OBP: 0.356, SLG: 0.448	1B		15 BB 1B		1B		FC5-4 1-2f			4	0	3	0	0	0	2
15 Carlos Beltrán, S (1, 8) OBP: 0.383, SLG: 0.602	L8		1-2 BB		K			G6-3		3	0	0	0	1	1	2
21 Carlos Delgado, L (1, 3) OBP: 0.363, SLG: 0.561	G4-3		G3			G1-4-3		G4-3		4	0	0	0	0	0	3
5 David Wright, R (1, 5) OBP: 0.381, SLG: 0.531		S 1B		G5-3		P4		2B		4	0	2	0	0	0	0
Chris Woodward, R (1, 4) OBP: 0.282, SLG: 0.302		F9		F8		K		F7		4	0	0	0	0	1	2
44 Lastings Milledge, R (1, 7) OBP: 0.311, SLG: 0.391		F9		1B			16 1B		P4	4	0	2	0	0	0	1
Kelly Stinnett, R (1, 2) OBP: 0.272, SLG: 0.291 Michael Tucker, L (9, PH) OBP: 0.375, SLG: 0.372		K2-3 1-2		L5			K		F7	3 1	0 0	0 0	0 0	0 0	2 0	3 0
33 John Maine, R (1, 1) 16 Paul Lo Duca, R (7, PH) OBP: 0.350, SLG: 0.417 Chad Bradford, R (7, 1) Roberto Hernandez, R (8, 1) Ricky Ledee, L (9, PH) OBP: 0.244, SLG: 0.324			G6-3		K		10 FC5-4 1-2 1B		2B	2 1 0 0 1	0 0 0 0 0	0 1 0 0 1	0 0 0 0 0	0 0 0 0 0	1 0 0 0 0	0 0 0 0 0
Inning Stats	R: 0 E: 0 K: 0 S: 12 H: 1 LOB: 1 BB: 0 P: 18	R: 0 E: 0 K: 1 S: 11 H: 1 LOB: 1 BB: 0 P: 18	R: 0 E: 0 K: 0 S: 11 H: 1 LOB: 2 BB: 1 P: 21	R: 0 E: 0 K: 0 S: 8 H: 1 LOB: 1 BB: 0 P: 12	R: 0 E: 0 K: 2 S: 10 H: 1 LOB: 1 BB: 0 P: 14	R: 0 E: 0 K: 1 S: 6 H: 0 LOB: 0 BB: 0 P: 7	R: 0 E: 0 K: 2 S: 18 H: 2 LOB: 2 BB: 0 P: 23	R: 0 E: 0 K: 0 S: 10 H: 1 LOB: 1 BB: 0 P: 15	R: 0 E: 0 K: 0 S: 7 H: 1 LOB: 1 BB: 0 P: 9	1B: 7 2B: 2 3B: 0 HR: 0	SF: 0 SAC: 0 DP: 0 HBP: 0						

PITCHER	IP	WLS	BF	H	R	ER	SO	BB	IBB	HBP	BLK	WP	HR	S	P	ERA	WHIP
57 Zach Duke, L (1, 1) ERA: 4.49	8.0	W	33	8	0	0	6	1	0	0	0	0	0	86	128	0.00	1.125
16 Salomon Torres, R (9, 1) ERA: 3.36	1.0	S	4	1	0	0	0	0	0	0	0	0	0	7	9	0.00	1.000

PITCHER	IP	WLS	BF	H	R	ER	SO	BB	IBB	HBP	BLK	WP	HR	S	P	ERA	WHIP

TOP

New York Mets @ Pittsburgh Pirates

PNC Park, Pittsburgh, PA

Sun Sep 17 2006, 1:35 PM EDT
Att. 34,866 - Partly Cloudy - 72 F

livebaseballscorecards.com

AB	36
R	0
H	9
RBI	0
BB	1
SO	6
LOB	16

New York Mets @ Pittsburgh Pirates

PNC Park, Pittsburgh, PA

Sun Sep 17 2006, 1:35 PM EDT

Att. 34,866 - Partly Cloudy - 72 F

livebaseballscorecards.com

BOTTOM

Batter	1	2	3	4	5	6	7	8	9	AB	R	H	RBI	BB	SO	LOB
6 Chris Duffy, L (1, 8) OBP: 0.315, SLG: 0.332	0-1 2 2B 12 1B 1B	4-2 BB		3-3 K 1-2			0-1 2 G3 2 S 12 SF8 1B			3	2	2	0	1	1	1
2 Jack Wilson, R (1, 6) OBP: 0.315, SLG: 0.372	0-1 12 1B SF9 1-3 2B	3-2 F8			0-0 F8		2-2 G3 1-3			4	1	1	0	0	0	3
12 Freddy Sanchez, R (1, 5) OBP: 0.377, SLG: 0.473	2-2 41 E 2-3 3-H 1B		3-2 FC5-4 1B		2-2 P3		0-1 SF8 3-H			3	0	2	2	0	0	0
Jason Bay, R (1, 7) OBP: 0.392, SLG: 0.540	0-1 SF9 3-H		0-0 FC5-4 41 E 41 S 41 FC4-2 1-2f		3-3 K		1-2 2B			3	0	1	1	0	1	1
41 Ryan Doumit, S (1, 3) OBP: 0.309, SLG: 0.403 16 Salomon Torres, R (9, 1) OBP: 0.200, SLG: 0.200	2-3 K 1-3		3-1 FC4-2 1-H			1-2 F8	4-0 IBB			3 0	0 0	0 0	0 0	1 0	1 0	2 0
Xavier Nady, R (1, 9) OBP: 0.341, SLG: 0.460 (9, 3)	0-0 F9		0-0 G4-3			1-2 2B	1-3 K			4	0	1	0	0	1	4
José Bautista, R (1, 4) OBP: 0.340, SLG: 0.416 (9, 9)		4-2 57 SH3-4 BB		0-0 F7		0-0 G6-3		2-3 K		3	0	0	0	1	1	1
Carlos Maldonado, R (1, 2) OBP: 0.300, SLG: 0.222		2-3 K		3-1 6 S 1B		4-0 IBB		1-3 K		3	0	1	0	1	2	1
57 Zach Duke, L (1, 1) OBP: 0.215, SLG: 0.250 Jose Castillo, R (8, PH) OBP: 0.306, SLG: 0.396 (9, 4)		0-1 SH3-4 1-2		0-3 K		0-3 K		2-1 G1-3		2 1	0 0	0 0	0 0	0 0	2 0	3 0
Inning Stats	R: 2 E: 1 K: 1 S: 14 H: 3 LOB: 1 BB: 0 P: 18	R: 0 E: 0 K: 1 S: 17 H: 0 LOB: 2 BB: 2 P: 30	R: 0 E: 0 K: 0 S: 7 H: 1 LOB: 1 BB: 0 P: 13	R: 0 E: 0 K: 2 S: 9 H: 1 LOB: 1 BB: 0 P: 15	R: 0 E: 0 K: 1 S: 9 H: 0 LOB: 0 BB: 0 P: 14	R: 0 E: 0 K: 1 S: 10 H: 1 LOB: 2 BB: 1 P: 16	R: 1 E: 0 K: 1 S: 14 H: 2 LOB: 2 BB: 1 P: 21	R: 0 E: 0 K: 2 S: 8 H: 0 LOB: 0 BB: 0 P: 13		1B: 5 2B: 3 3B: 0 HR: 0	SF: 2 SAC: 1 DP: 0 HBP: 0			WP: 0 PB: 0 SB: 3 CS: 0	PA: 36	

	AB	29
	R	3
	H	8
	RBI	3
	BB	4
	SO	9
	LOB	16

PITCHER		IP	WLS	BF	H	R	ER	SO	BB	IBB	HBP	BLK	WP	HR	S	P	ERA	WHIP
33 John Maine, R ERA: 3.42	(1, 1)	6.0	L	27	6	2	2	6	2	1	0	0	0	0	66	106	3.00	1.333
Chad Bradford, R ERA: 2.83	(7, 1)	1.0		6	2	1	1	1	0	1	0	0	0	0	14	21	9.00	2.000
Roberto Hernandez, R ERA: 2.88	(8, 1)	1.0		3	0	0	0	2	0	0	0	0	0	0	8	13	0.00	0.000

PITCHER	IP	WLS	BF	H	R	ER	SO	BB	IBB	HBP	BLK	WP	HR	S	P	ERA	WHIP

Batter	1	2	3	4	5	6	7	8	9	AB	R	H	RBI	BB	SO	LOB
6 Chris Duffy, L (1, 8) OBP: 0.310, SLG: 0.326	C F B X 1-2 G4-3 ①		C B S B B F S 3-3 K ①		B F X 1-1 G4-3 ③		B X 1-0 G3 ②	C F S 0-3 K ③		5	0	0	0	0	2	1
2 Jack Wilson, R (1, 6) OBP: 0.314, SLG: 0.371	X 0-0 12 CS 1B		B S C F X 1-2 G1-3 ②			B C S B F B S 3-3 K ①	X 0-0 F9 ③		C B F S 1-3 K ①	5	0	1	0	0	2	0
12 Freddy Sanchez, R (1, 5) OBP: 0.377, SLG: 0.472	D F F F B 1 SAFE S 2-3 K ② ③ 1-2		X 0-0 F9 ③			C S X 0-2 2B HR 1B		B B X 2-0 E 26 1B 1B	C B C B F B X 3-2 F9 ②	5	2	2	0	0	1	1
Jason Bay, R (1, 7) OBP: 0.392, SLG: 0.541		B F X 1-1 F8 ①		B B C F B C 3-3 K ①		S C D X 1-2 1-3 HR 2B		S X 0-1 E 26 1B 1-2 1B	C B B C S S 2-3 K ③	5	2	2	0	0	2	0
Xavier Nady, R (1, 3) OBP: 0.344, SLG: 0.468		C F X 0-2 26 BB 1B 1B		B B X 2-0 HR		I I I I 4-0 HR IBB		X 0-0 FC4 FC4-6 26 1B 41 WP 1-2 2-3		3	4	2	1	1	0	2
26 Ronny Paulino, R (1, 2) OBP: 0.373, SLG: 0.407		B B B B 4-0 1B 1-2 BB		B C T X 1-2 G5-3 ②		C B S 1-3 K ②		B B X 2-0 FC4-6 1-2 2-H 3-H 1B		3	0	1	2	1	1	3
José Bautista, R (1, 9) OBP: 0.342, SLG: 0.425		C B C F B X 2-2 1-2 2-H 1B		B F B B C F C 3-3 K ③		B D X 2-0 1-H 2-H 3-H HR		M B F F D F F X 2-2 FC4-6 41 WP 41 2B 1-2f 2-3 ①		4	2	2	5	0	1	2
Jose Castillo, R (1, 4) OBP: 0.304, SLG: 0.393		C D B C S 2-3 K ②			X 0-0 L4 ①	B F S S 1-3 K ③		F B C F C 1-3 K ②		4	0	0	0	0	3	4
45 Ian Snell, R (1, 1) OBP: 0.093, SLG: 0.077 10 Rajai Davis, R (7, PH) OBP: 0.250, SLG: 0.273 Damaso Marte, L (7, 1) 41 Ryan Doumit, S (8, PH) OBP: 0.314, SLG: 0.417 55 Matt Capps, R (8, 1) 34 John Grabow, L (9, 1)		S B F S 1-3 K ③			C S F S 0-3 K2-3 ②	C C F S 0-3 K ①	S C B B F F F B X 3-2 1-H 3-H 2B			2 1 0 1 0 0	0 0 0 0 0 0	0 0 0 1 0 0	0 0 0 1 0 0	0 0 0 0 0 0	2 1 0 0 0 0	2 0 0 0 0 0
Inning Stats	R: 0 H: 1 E: 0 LOB: 0 K: 1 BB: 0 S: 9 P: 12	R: 1 H: 2 E: 0 LOB: 2 K: 2 BB: 1 S: 15 P: 25	R: 0 H: 0 E: 0 LOB: 0 K: 1 BB: 0 S: 9 P: 13	R: 1 H: 1 E: 0 LOB: 0 K: 2 BB: 0 S: 11 P: 20	R: 0 H: 0 E: 0 LOB: 0 K: 1 BB: 0 S: 7 P: 8	R: 4 H: 3 E: 0 LOB: 0 K: 3 BB: 1 S: 17 P: 29	R: 0 H: 0 E: 0 LOB: 0 K: 1 BB: 0 S: 6 P: 7	R: 4 H: 4 E: 1 LOB: 1 K: 2 BB: 0 S: 24 P: 34	R: 0 H: 0 E: 0 LOB: 0 K: 2 BB: 0 S: 10 P: 16	1B: 7 2B: 2 3B: 0 HR: 2	SF: 0 SAC: 0 DP: 0 HBP: 0					

PITCHER		IP	WLS	BF	H	R	ER	SO	BB	IBB	HBP	BLK	WP	HR	S	P	ERA	WHIP
56 Hung-Chih Kuo, L ERA: 4.72	(1, 1)	5.1	L	23	6	5	5	8	1	1	0	0	0	1	61	96	8.44	1.312
Elmer Dessens, R ERA: 4.24	(6, 1)	1.2		6	1	1	1	3	0	0	0	0	0	1	13	18	5.40	0.600
Brett Tomko, R ERA: 5.01	(8, 1)	0.2		7	4	4	1	1	0	0	0	0	1	0	21	31	13.50	6.000
Joe Beimel, L ERA: 3.06	(8, 1)	0.1		1	0	0	0	1	0	0	0	0	0	0	3	3	0.00	0.000
Giovanni Carrara, R ERA: 4.67	(9, 1)	1.0		3	0	0	0	2	0	0	0	0	0	0	10	16	0.00	0.000

PITCHER	IP	WLS	BF	H	R	ER	SO	BB	IBB	HBP	BLK	WP	HR	S	P	ERA	WHIP

TOP

Pittsburgh Pirates @ Los Angeles Dodgers

Dodger Stadium, Los Angeles, CA

Tue Sep 19 2006, 7:10 PM PDT

Att. 43,734 - Clear - 74 F

livebaseballscorecards.com

AB	38
R	10
H	11
RBI	9
BB	2
SO	15
LOB	15

WP: 1 PA: 40
PB: 0
SB: 0
CS: 1

BOTTOM

Pittsburgh Pirates @ Los Angeles Dodgers

Dodger Stadium, Los Angeles, CA

Tue Sep 19 2006, 7:10 PM PDT

Att. 43,734 - Clear - 74 F

livebaseballscorecards.com

Batter	1	2	3	4	5	6	7	8	9	AB	R	H	RBI	BB	SO	LOB
15 Rafael Furcal, S (1, 6) OBP: 0.364, SLG: 0.447	HR	FC3-6 G4-6-3 1-2f 2-3			B3-1		G4-3 1-H 3B		F8	5	2	2	2	0	0	2
Kenny Lofton, L (1, 8) OBP: 0.362, SLG: 0.396	1B 55 BB 12 1B	G4-6-3 1-2f			F7		G4-3 3-H		F8	5	0	1	1	0	0	2
5 Nomar Garciaparra, R (1, 3) OBP: 0.368, SLG: 0.502 Brett Tomko, R (8, 1) OBP: 0.154, SLG: 0.120 Joe Beimel, L (8, 1) Giovanni Carrara, R (9, 1) Olmedo Saenz, R (9, PH) OBP: 0.345, SLG: 0.543	L9		L5		F9		P4		K	4 0 0 0 1	0 0 0 0 0	0 0 0 0 0	0 0 0 0 0	0 0 0 0 1	0 0 0 0 1	1 0 0 0 0
12 Jeff Kent, R (1, 4) OBP: 0.379, SLG: 0.488 (8, 3) 7 James Loney, L (8, PH) OBP: 0.326, SLG: 0.471 (9, 3)	SAFE 1B 1-2	55 BB 1B	1B			21 WP BB		E4 55 BB 21 HR		2 1	0 1	2 1	0 0	1 0	0 0	0 0
J.D. Drew, L (1, 9) OBP: 0.383, SLG: 0.470	K	K	K		K	K		K		4	0	0	0	0	4	5
55 Russell Martin, R (1, 2) OBP: 0.356, SLG: 0.439	BB 1-2 2-3	SAFE	K			K		21 HR 1-2	BB	2	1	0	0	2	2	2
21 Marlon Anderson, L (1, 7) OBP: 0.352, SLG: 0.500	K		G6-4-3 1B			G4-3 1-2		1-H 2-H	HR	4	1	2	3	0	1	4
Wilson Betemit, S (1, 5) OBP: 0.328, SLG: 0.478		15 FC3-6 56 SH BB	G6-4-3 1-2f				15 3B BB		L9	2	1	0	0	2	0	1
56 Hung-Chih Kuo, L (1, 1) Elmer Dessens, R (6, 1) Julio Lugo, R (7, PH) OBP: 0.347, SLG: 0.431 (8, 4)		SH 15 FC3-6 1-2	K				F9		G5-3	1 0 2	0 0 0	0 0 0	0 0 0	0 0 0	1 0 0	0 0 1
Inning Stats	R: 1 E: 0 K: 2 S: 17 H: 3 LOB: 3 BB: 1 P: 26	R: 0 E: 0 K: 0 S: 10 H: 0 LOB: 1 BB: 1 P: 16	R: 0 E: 0 K: 2 S: 12 H: 1 LOB: 1 BB: 0 P: 18	R: 0 E: 0 K: 1 S: 7 H: 1 LOB: 0 BB: 0 P: 11	R: 0 E: 0 K: 0 S: 5 H: 0 LOB: 0 BB: 0 P: 8	R: 0 E: 0 K: 2 S: 11 H: 0 LOB: 1 BB: 1 P: 19	R: 2 E: 0 K: 0 S: 11 H: 1 LOB: 0 BB: 1 P: 17	R: 3 E: 1 K: 1 S: 12 H: 1 LOB: 0 BB: 1 P: 21	R: 0 E: 0 K: 1 S: 11 H: 0 LOB: 0 BB: 0 P: 16	1B: 4 2B: 0 3B: 1 HR: 2	SF: 0 SAC: 1 DP: 2 HBP: 0	WP: 1 PB: 0 SB: 0 CS: 0	PA: 39			

PITCHER		IP	WLS	BF	H	R	ER	SO	BB	IBB	HBP	BLK	WP	HR	S	P	ERA	WHIP
45 Ian Snell, R ERA: 4.67	(1, 1)	6.0	W	25	5	1	1	7	3	0	0	0	1	1	62	98	1.50	1.333
Damaso Marte, L ERA: 4.0	(7, 1)	1.0		5	1	2	2	0	1	0	0	0	0	0	11	17	18.00	2.000
55 Matt Capps, R ERA: 3.99	(8, 1)	1.0		6	1	3	2	1	1	0	0	0	0	1	12	21	18.00	2.000
34 John Grabow, L ERA: 4.19	(9, 1)	1.0		3	0	0	0	1	0	0	0	0	0	0	11	16	0.00	0.000

PITCHER	IP	WLS	BF	H	R	ER	SO	BB	IBB	HBP	BLK	WP	HR	S	P	ERA	WHIP

Batter	1	2	3	4	5	6	7	8	9	AB	R	H	RBI	BB	SO	LOB
6 Chris Duffy, L (1, 8) OBP: 0.311, SLG: 0.327	C B S B F C 2-3 ① K		F S C 0-3 ② K		X 0-0 ② B2-3		C F B B F B X 3-2 2 S 2 1B 1B	F X 0-1 2 S 1B		5	1	2	0	0	2	0
2 Jack Wilson, R (1, 6) OBP: 0.317, SLG: 0.373	B B F F F X 2-2 ② G6-3		B X 1-0 12 2B 1B		B F F B X 2-2 12 1B 1B 1B		P 1 SAFE 1 SAFE B B 1 SAFE C C X 3-2 S 12 1B E 1B 1-H	P F F F B B C 3-3 ③ K 1-2		5	3	3	1	0	1	1
12 Freddy Sanchez, R (1, 4) OBP: 0.381, SLG: 0.479	C X 0-1 2B		C C X 0-2 1-H 2B		C C 1 SAFE X 0-2 1B 1-3 1B		B F B X 2-1 S 2B 1B 1-2		X 0-0 ① F9	5	1	4	1	0	0	0
Jason Bay, R (1, 7) OBP: 0.392, SLG: 0.539	B F X 1-1 ③ F9		F F F F X 0-2 ③ F9		C X 0-1 FC6 1-3 3-H 1B		C B B F F B S 3-3 ② K 1-3 2-H		B B B B 4-0 BB	4	0	1	1	1	1	3
Xavier Nady, R (1, 9) OBP: 0.343, SLG: 0.467		C B X 1-1 ① G6-3		C S B S 1-3 ① K	F C X 0-2 ③ FC6 1-2f		C X 0-1 3-H 2B		S S S 0-3 ② K	5	0	1	1	0	2	3
26 Ronny Paulino, R (1, 2) OBP: 0.371, SLG: 0.403		B F F B B S 3-3 ② K		C B C X 1-2 ② G5-3		C B C D X 2-2 ① P6	B F D C B B 4-2 BB		C C D B S 2-3 ③ K	4	0	0	0	1	2	1
41 Ryan Doumit, S (1, 3) OBP: 0.319, SLG: 0.410		C B F B B S 3-3 ③ K		B B S B B 4-1 FC6-4 BB		B B B B 4-0 G4-6-3 BB	B B B C X 3-1 ③ G3			2	0	0	0	2	1	2
Joe Randa, R (7, 3) OBP: 0.310, SLG: 0.371										0	0	0	0	0	0	0
José Bautista, R (1, 5) OBP: 0.341, SLG: 0.431			B B C X 2-1 HR	C F X 0-2 ③ FC6-4 1-2f		X 0-0 ② ③ G4-6-3 1-2f		C S B T 1-2 ① K		4	1	1	1	0	1	2
Shawn Chacon, R (1, 1) OBP: 0.143, SLG: 0.154		C C X 0-2 ① G1-3			B B C B X 3-1 ① G5-3		B C F S 1-3 ① K	C C S 0-3 ② K		3	0	0	0	0	1	0
34 John Grabow, L (7, 1)										0	0	0	0	0	0	0
55 Matt Capps, R (7, 1)										1	0	0	0	0	1	0
16 Salomon Torres, R (8, 1) OBP: 0.200, SLG: 0.200										0	0	0	0	0	0	0

TOP

Pittsburgh Pirates @ Los Angeles Dodgers

Dodger Stadium, Los Angeles, CA

Wed Sep 20 2006, 7:10 PM PDT

Att. 46,319 - Clear - 69 F

livebaseballscorecards.com

AB	38
R	6
H	12
RBI	5
BB	4
SO	12
LOB	12

Inning Stats	1	2	3	4	5	6	7	8	9
	R: 0 H: 1 E: 0 LOB: 1 K: 1 BB: 0 S: 12 P: 17	R: 0 H: 0 E: 0 LOB: 0 K: 2 BB: 0 S: 8 P: 15	R: 2 H: 3 E: 0 LOB: 1 K: 1 BB: 0 S: 17 P: 20	R: 0 H: 0 E: 0 LOB: 1 K: 1 BB: 1 S: 10 P: 16	R: 1 H: 3 E: 0 LOB: 2 K: 0 BB: 0 S: 14 P: 19	R: 0 H: 0 E: 0 LOB: 0 K: 0 BB: 1 S: 4 P: 10	R: 3 H: 4 E: 1 LOB: 2 K: 2 BB: 1 S: 23 P: 41	R: 0 H: 1 E: 0 LOB: 1 K: 3 BB: 0 S: 13 P: 16	R: 0 H: 0 E: 0 LOB: 1 K: 2 BB: 1 S: 7 P: 13

| | | | | | | | | | |

Pittsburgh Pirates @ Los Angeles Dodgers

Dodger Stadium, Los Angeles, CA

Wed Sep 20 2006, 7:10 PM PDT

Att. 46,319 - Clear - 69 F

livebaseballscorecards.com

BOTTOM

Batter	1	2	3	4	5	6	7	8	9	AB	R	H	RBI	BB	SO	LOB
15 Rafael Furcal, S (1, 6) OBP: 0.366, SLG: 0.451	C B B X 2-1 P5 ①		C S B X 1-2 F8 ②		B X 1-0 3-H 3B		F S X 0-2 BB 1B		H 1-0 27 WP 1-2 HBP	4	0	2	1	0	0	1
Kenny Lofton, L (1, 8) OBP: 0.359, SLG: 0.394 Olmedo Saenz, R (7, PH) OBP: 0.348, SLG: 0.543 17 Jason Repko, R (7, PR) OBP: 0.333, SLG: 0.376 (8, 8) 27 Matt Kemp, R (9, PH) OBP: 0.297, SLG: 0.466	B X 1-0 P6 ②		X 0-0 F9 ③ 1-2		X 0-0 B1-3 ③		B B S S S B B 4-2 1-2 BB		B S S F B C S 3-3 K ② 1-2 2-3	3 0 0 1	0 0 0 0	0 0 0 0	0 1 0 1	0 0 0 0	0 0 0 1	2 0 0 2
5 Nomar Garciaparra, R (1, 3) OBP: 0.366, SLG: 0.498 Oscar Robles, L (9, PR) OBP: 0.294, SLG: 0.241	B X 1-0 F9 ③			F X 0-1 G5-3 ①		X 0-0 F7 ①	C C F B X 1-2 P4 ③		D B B C F B 4-2 BB	4 0	0 0	0 0	0 0	1 0	0 0	2 0
12 Jeff Kent, R (1, 4) OBP: 0.377, SLG: 0.483		X 0-0 L7 ①		B F B C B B 4-2 21 G6-3 BB		C X 0-1 F9 ②		X 0-0 L8 ①	F B S B F B S 3-3 K ③	4	0	0	0	1	1	3
21 Marlon Anderson, L (1, 9) OBP: 0.347, SLG: 0.492 (8, 7)		B S S C F B S 2-3 K ②		X 0-0 G6-3 ② ③ 1-2f		C S F B X 1-2 P2 ③		S F F X 0-2 F8 ②		4	0	0	0	0	1	1
Julio Lugo, R (1, 5) OBP: 0.349, SLG: 0.430		B B X 2-0 16 S 1B			B B F X 2-1 G6-3 ①		C S B X 1-2 F9 ①	B B B B 4-0 BB		3	0	1	0	1	0	0
16 Andre Ethier, L (1, 7) OBP: 0.371, SLG: 0.490 51 Jonathan Broxton, R (8, 1) 49 Delwyn Young, S (8, PH) 7 James Loney, L (8, PH) OBP: 0.323, SLG: 0.466 44 Takashi Saito, L (9, 1)		B F F F F F S 1-3 K ③ 1-2			B B H 3-0 55 E 55 FC5 G4-3 HBP		B X 1-0 F8 ②	B B B C C S F X 3-2 F8 ③		2 0 0 1 0	1 0 0 0 0	0 0 0 0 0	0 0 0 0 0	0 0 0 0 0	1 0 0 0 0	1 0 0 1 0
55 Russell Martin, R (1, 2) OBP: 0.357, SLG: 0.439			C B B S B B 4-2 CS BB		F X 0-1 FC5 G4-3 15 3B 1-3		X 0-0 HR 1B		B B X 2-0 G5-3 ①	3	2	1	0	1	0	1
Greg Maddux, R (1, 1) OBP: 0.154, SLG: 0.161 Wilson Betemit, S (5, PH) OBP: 0.327, SLG: 0.477 Aaron Sele, R (6, 1) OBP: 0.222, SLG: 0.231 Elmer Dessens, R (7, 1) J.D. Drew, L (7, PH) OBP: 0.385, SLG: 0.479 (8, 9)			B 1 SAFE L S T S F X 1-2 BLK 1B 1-2		X 0-0 G4-3 ② 2-3 3-H		B B F X 2-1 1-H HR		B S C B B X 3-2 27 WP 15 HBP 1B	1 1 0 0 2	0 0 0 0 1	1 0 0 0 2	0 1 0 0 2	0 0 0 0 0	0 0 0 0 0	0 1 0 0 0
Inning Stats	R: 0 E: 0 K: 0 S: 4 H: 0 LOB: 0 BB: 0 P: 8	R: 0 E: 0 K: 2 S: 12 H: 1 LOB: 1 BB: 0 P: 17	R: 0 E: 0 K: 0 S: 10 H: 1 LOB: 1 BB: 1 P: 16	R: 0 E: 0 K: 0 S: 5 H: 0 LOB: 0 BB: 1 P: 9	R: 2 E: 1 K: 0 S: 7 H: 1 LOB: 1 BB: 0 P: 13	R: 0 E: 0 K: 0 S: 7 H: 0 LOB: 0 BB: 0 P: 8	R: 2 E: 0 K: 0 S: 16 H: 3 LOB: 2 BB: 1 P: 25	R: 0 E: 0 K: 0 S: 9 H: 0 LOB: 1 BB: 1 P: 16	R: 0 E: 0 K: 2 S: 14 H: 1 LOB: 3 BB: 1 P: 30	1B: 5 2B: 0 3B: 1 HR: 1	SF: 0 SAC: 0 DP: 1 HBP: 2					

	AB	33
	R	4
	H	7
	RBI	4
	BB	5
	SO	4
	LOB	15

WP: 1 PB: 0 SB: 1 CS: 1 PA: 40

PITCHER		IP	WLS	BF	H	R	ER	SO	BB	IBB	HBP	BLK	WP	HR	S	P	ERA	WHIP
Shawn Chacon, R ERA: 6.25	(1, 1)	6.2	W	28	6	4	2	2	2	0	1	1	0	1	55	85	2.70	1.200
34 John Grabow, L ERA: 4.19	(7, 1)	0.0		1	0	0	0	0	1	0	0	0	0	0	2	6	∞	∞
55 Matt Capps, R ERA: 3.94	(7, 1)	1.0	H	4	0	0	0	0	1	0	0	0	0	0	9	14	0.00	1.000
16 Salomon Torres, R ERA: 3.31	(8, 1)	1.1	S	7	1	0	0	2	1	0	1	0	1	0	18	37	0.00	1.500

PITCHER	IP	WLS	BF	H	R	ER	SO	BB	IBB	HBP	BLK	WP	HR	S	P	ERA	WHIP

Batter	1	2	3	4	5	6	7	8	9	AB	R	H	RBI	BB	SO	LOB
6 Chris Duffy, L (1, 8) OBP: 0.313, SLG: 0.326	B B C F F S 2-3 ① K		B B F F C 2-3 ① K		C B S F B F F B 4-2 F B 2 FC6-4 1-2 BB		F F B S 1-3 ② K		B C S B X 2-2 2 DI 1B	4	0	1	0	1	3	1
2 Jack Wilson, R (1, 6) OBP: 0.314, SLG: 0.369	B X 1-0 ② G5-3		C F X 0-2 ② FC4-6 12 WP 12 1B 1-2f		L L F D F X 1-2 ① FC6-4 12 F9 1-2f 2-3		B C B X 2-1 ③ G6-3		B B S S B S 3-3 ③ K 1-2	5	1	0	0	0	1	4
12 Freddy Sanchez, R (1, 4) OBP: 0.382, SLG: 0.479 (6, 5)	B B X 2-0 ③ F8		F 1 SAFE B X 1-1 ③ 1-H 1B		C X 0-1 ② F9 1-2			X 0-0 1B 1B		4	0	2	1	0	0	2
Jason Bay, R (1, 7) OBP: 0.394, SLG: 0.539		S B C X 1-2 2B 26 FC6-2 1B		B S B C B B 4-2 G4-6-3 BB	I I I 4-0 FC6-4 IBB			B C C B X 2-2 ① F8		2	0	1	0	2	0	1
Xavier Nady, R (1, 9) OBP: 0.344, SLG: 0.470		B C X 1-1 1-3 2B		B F B F X 2-2 ① ② G4-6-3 1-2f	C C B X 1-2 ③ FC6-4 1-2f			X 0-0 1-3 1B		4	0	2	0	0	0	4
41 Ryan Doumit, S (1, 3) OBP: 0.318, SLG: 0.400 Joe Randa, R (8, 3) OBP: 0.310, SLG: 0.371		B B C C S 2-3 ① K		B H 2-0 HBP		X 0-0 ① G5-3		C B C C 1-3 ② K		3 0	0 0	0 0	0 0	0 0	2 0	4 0
26 Ronny Paulino, R (1, 2) OBP: 0.368, SLG: 0.399		X 0-0 ② FC6-2 3-H		C F B F B F F F X 2-2 ③ G6-3		C F F S 0-3 ② K		F X 0-1 ③ F9		4	0	0	0	0	1	5
José Bautista, R (1, 5) OBP: 0.343, SLG: 0.434 Damaso Marte, L (6, 1) 59 Brian Rogers, R (7, 1) 34 John Grabow, L (8, 1) 10 Rajai Davis, R (9, PH) OBP: 0.231, SLG: 0.250		B B S C B C 3-3 ③ K			C X 0-1 E7 27 1B 2B	B B B C B 4-1 PO BB			B B B C C F C 3-3 ① K	2 0 0 0 1	1 0 0 0 0	1 0 0 0 0	0 0 0 0 0	1 0 0 0 1	1 0 0 0 0	2 0 0 0 0
27 Shane Youman, L (1, 1) OBP: 0.600, SLG: 0.600 44 Josh Sharpless, R (5, 1) Jose Castillo, R (6, PH) OBP: 0.303, SLG: 0.391 (6, 4)			C B X 1-1 2 FC4-6 1B		X 0-0 2 FC6-4 6 BB 3-H 1B	1 SAFE 0-0 ③ PO 1-2	B C F X 1-2 ① F9		S B F S 1-3 ② K	2 0 2	0 0 0	2 0 0	1 0 0	0 0 1	0 0 0	0 0 0

livebaseballscorecards.com

TOP

Pittsburgh Pirates @ Los Angeles Dodgers

Dodger Stadium, Los Angeles, CA

Thu Sep 21 2006, 7:10 PM PDT

Att. 48,567 - Clear - 65 F

AB	33
R	2
H	9
RBI	2
BB	4
SO	10
LOB	23

Inning Stats	1	2	3	4	5	6	7	8	9
	R: 0 E: 0 K: 1 S: 6	R: 0 E: 0 K: 2 S: 12	R: 1 E: 0 K: 1 S: 10	R: 0 E: 0 K: 0 S: 12	R: 1 E: 1 K: 0 S: 20	R: 0 E: 0 K: 1 S: 6	R: 0 E: 0 K: 1 S: 8	R: 0 E: 0 K: 1 S: 10	R: 0 E: 0 K: 3 S: 13
	H: 0 LOB: 0 BB: 0 P: 11	H: 2 LOB: 2 BB: 0 P: 19	H: 2 LOB: 1 BB: 0 P: 14	H: 0 LOB: 1 BB: 1 P: 22	H: 2 LOB: 3 BB: 2 P: 30	H: 0 LOB: 0 BB: 1 P: 10	H: 0 LOB: 0 BB: 0 P: 12	H: 2 LOB: 2 BB: 0 P: 13	H: 1 LOB: 1 BB: 0 P: 22

1B: 7	SF: 0	WP: 1	PA: 39
2B: 2	SAC: 0	PB: 0	
3B: 0	DP: 1	SB: 0	
HR: 0	HBP: 1	CS: 0	

PITCHER		IP	WLS	BF	H	R	ER	SO	BB	IBB	HBP	BLK	WP	HR	S	P	ERA	WHIP
58 Chad Billingsley, R ERA: 3.34	(1, 1)	5.0	W	23	6	2	2	4	2	1	1	0	1	0	60	96	3.60	1.600
Joe Beimel, L ERA: 2.97	(6, 1)	2.0	H	6	0	0	0	2	1	0	0	0	0	0	14	22	0.00	0.500
51 Jonathan Broxton, R ERA: 2.75	(8, 1)	1.0	H	5	2	0	0	1	0	0	0	0	0	0	10	13	0.00	2.000
44 Takashi Saito, R ERA: 2.22	(9, 1)	1.0	S	4	1	0	0	3	0	0	0	0	0	0	13	22	0.00	1.000

PITCHER		IP	WLS	BF	H	R	ER	SO	BB	IBB	HBP	BLK	WP	HR	S	P	ERA	WHIP

Batter	1	2	3	4	5	6	7	8	9	AB	R	H	RBI	BB	SO	LOB
15 Rafael Furcal, S (1, 6) OBP: 0.367, SLG: 0.450	B X 1-0 FC3-6 1B		C F F X 0-2 ① G5-3		B F L B B F F B 4-2 1B BB BB		X 0-0 ① F9			3	1	1	0	1	0	0
Kenny Lofton, L (1, 8) OBP: 0.358, SLG: 0.392	C C B X 1-2 ① FC3-6 HR 1-2f		S B X 1-1 ② F7		C X 0-1 BB WP 1-3 1B		C B C B C 2-3 ② K			4	1	1	0	0	1	1
Olmedo Saenz, R (1, 3) OBP: 0.353, SLG: 0.559 Joe Beimel, L (6, 1) 5 Nomar Garciaparra, R (7, PH) OBP: 0.365, SLG: 0.497 51 Jonathan Broxton, R (8, 1) Wilson Betemit, S (9, 5) OBP: 0.327, SLG: 0.477	C X 0-1 1-H HR		B B C B B 4-1 12 FC6-4 BB		F 1 SAFE D F B B S 3-3 ② K 1-2		F X 0-1 ③ F8			2 0 1 0 0	1 0 0 0 0	1 0 0 0 0	2 0 0 0 0	1 0 0 0 0	1 0 0 0 0	2 0 0 0 0
12 Jeff Kent, R (1, 4) OBP: 0.378, SLG: 0.482 17 Jason Repko, R (8, PR) OBP: 0.333, SLG: 0.376 (9, 7)	B C B B F F X 3-2 ② F7		X 0-0 ③ FC6-4 1-2f		B B B C B 4-1 BB BB			C F B X 1-2 1B 55 1B 1B		3 0	0 1	1 0	0 0	1 0	0 0	1 0
J.D. Drew, L (1, 9) OBP: 0.388, SLG: 0.479	B C B B B C B 4-2 BB		B B B C X 3-1 ① L9		B B B B 4-0 1-2 2-3 3-H BB			1 SAFE C X 0-1 55 1B 21 SH1-3 1-3 1B		2	1	1	1	2	0	0
55 Russell Martin, R (1, 2) OBP: 0.356, SLG: 0.437	B C X 1-1 ③ G1-3		B X 1-0 ② F9		B F C D S 2-3 ③ K			B B F X 2-1 ① 1-3 3-H 1B		4	0	1	1	0	1	4
21 Marlon Anderson, L (1, 7) OBP: 0.346, SLG: 0.488 44 Takashi Saito, L (9, 1)		C F B X 1-2 ① G3	C B B F F B F B 4-2 BB			C C F C 0-3 ① K		X 0-0 ② SH1-3 3-H		2 0	0 0	0 0	1 0	1 0	1 0	0 0
Julio Lugo, R (1, 5) OBP: 0.346, SLG: 0.426 (9, 4)		C F X 0-2 ② G5-3	D F B B F X 3-2 ③ G3-1			F B B X 2-1 ② F9		C S S 0-3 ③ K		4	0	0	0	0	1	2
58 Chad Billingsley, R (1, 1) OBP: 0.192, SLG: 0.087 27 Matt Kemp, R (5, PH) OBP: 0.296, SLG: 0.463 7 James Loney, L (6, 3) OBP: 0.320, SLG: 0.461		F F F S 0-3 ③ K			B B C B F S 3-3 ① K	F B S B S 2-3 ③ K				1 1 1	0 0 0	0 0 0	0 0 0	0 0 0	1 1 1	0 0 0
Inning Stats	R: 2 E: 0 K: 0 S: 14 H: 2 LOB: 1 BB: 1 P: 24	R: 0 E: 0 K: 1 S: 10 H: 0 LOB: 0 BB: 0 P: 11	R: 0 E: 0 K: 0 S: 8 H: 0 LOB: 1 BB: 1 P: 13	R: 0 E: 0 K: 0 S: 10 H: 0 LOB: 1 BB: 1 P: 21	R: 1 E: 0 K: 3 S: 16 H: 1 LOB: 3 BB: 3 P: 36	R: 0 E: 0 K: 2 S: 9 H: 0 LOB: 0 BB: 0 P: 13	R: 0 E: 0 K: 1 S: 6 H: 0 LOB: 0 BB: 0 P: 8	R: 2 E: 0 K: 1 S: 11 H: 3 LOB: 1 BB: 0 P: 14		1B: 5 2B: 0 3B: 0 HR: 1	SF: 0 SAC: 1 DP: 0 HBP: 0		WP: 1 PB: 0 SB: 0 CS: 0	PA: 35		

BOTTOM

Pittsburgh Pirates @ Los Angeles Dodgers

Dodger Stadium, Los Angeles, CA

Thu Sep 21 2006, 7:10 PM PDT

Att. 48,567 - Clear - 65 F

livebaseballscorecards.com

AB	28
R	5
H	6
RBI	5
BB	6
SO	8
LOB	10

PITCHER		IP	WLS	BF	H	R	ER	SO	BB	IBB	HBP	BLK	WP	HR	S	P	ERA	WHIP
27 Shane Youman, L ERA: 4.97	(1, 1)	4.1	L	20	3	3	3	2	4	0	0	0	0	1	51	85	6.23	1.615
44 Josh Sharpless, R ERA: 1.93	(5, 1)	0.2		4	0	0	0	2	2	0	0	0	1	0	7	20	0.00	3.000
Damaso Marte, L ERA: 3.88	(6, 1)	1.2		5	0	0	0	3	0	0	0	0	0	0	13	19	0.00	0.000
59 Brian Rogers, R ERA: 12.27	(7, 1)	0.1		2	1	1	1	0	0	0	0	0	0	0	5	6	27.00	3.000
34 John Grabow, L ERA: 4.26	(8, 1)	1.0		4	2	1	1	1	0	0	0	0	0	0	8	10	9.00	2.000

PITCHER	IP	WLS	BF	H	R	ER	SO	BB	IBB	HBP	BLK	WP	HR	S	P	ERA	WHIP

Batter	1	2	3	4	5	6	7	8	9	AB	R	H	RBI	BB	SO	LOB
6 Chris Duffy, L (1, 8) OBP: 0.309, SLG: 0.322	G4-3			K		CS 1-2	P5		K	4	0	0	0	0	2	0
2 Jack Wilson, R (1, 6) OBP: 0.313, SLG: 0.367	F7			G5-3			L9		BB	3	0	0	0	1	0	0
12 Freddy Sanchez, R (1, 4) OBP: 0.379, SLG: 0.475	F7			F9			P4		K	4	0	0	0	0	1	1
Jason Bay, R (1, 7) OBP: 0.393, SLG: 0.536		G6-3			G5-3			K		3	0	0	0	0	1	0
Xavier Nady, R (1, 9) OBP: 0.342, SLG: 0.467		L4			P4			G4-3		3	0	0	0	0	0	0
26 Ronny Paulino, R (1, 2) Carlos Maldonado, R (8, 2) OBP: 0.300, SLG: 0.222		F9			G5-3			K		3 0	0 0	0 0	0 0	0 0	1 0	0 0
41 Ryan Doumit, S (1, 3) OBP: 0.311, SLG: 0.391			P6			F8			L9	3	0	0	0	0	0	0
José Bautista, R (1, 5) OBP: 0.343, SLG: 0.432			K			F9			HR BB	2	1	0	0	1	1	0
24 Tom Gorzelanny, R (1, 1) 10 Rajai Davis, R (6, PH) OBP: 0.286, SLG: 0.250 59 Brian Rogers, R (6, 1) 36 Juan Pablo Perez, R (7, 1) 54 Jonah Bayliss, R (8, 1) Joe Randa, R (9, PH) OBP: 0.313, SLG: 0.389			K			6 CS BB			1-H HR	1 0 0 0 0 1	0 0 0 0 0 1	0 0 0 0 0 1	0 1 0 0 0 2	1 0 0 0 0 1	0 0 0 0 0 0	0 0 0 0 0 0
Inning Stats	R: 0 E: 0 K: 0 S: 5 H: 0 LOB: 0 BB: 0 P: 6	R: 0 E: 0 K: 0 S: 6 H: 0 LOB: 0 BB: 0 P: 10	R: 0 E: 0 K: 2 S: 8 H: 0 LOB: 0 BB: 0 P: 11	R: 0 E: 0 K: 1 S: 8 H: 0 LOB: 0 BB: 0 P: 11	R: 0 E: 0 K: 0 S: 4 H: 0 LOB: 0 BB: 0 P: 7	R: 0 E: 0 K: 0 S: 6 H: 0 LOB: 0 BB: 1 P: 13	R: 0 E: 0 K: 0 S: 8 H: 0 LOB: 0 BB: 0 P: 9	R: 0 E: 0 K: 2 S: 11 H: 0 LOB: 0 BB: 0 P: 15	R: 2 E: 0 K: 2 S: 18 H: 1 LOB: 1 BB: 2 P: 30	1B: 0 2B: 0 3B: 0 HR: 1	SF: 0 SAC: 0 DP: 0 HBP: 0						

TOP

Pittsburgh Pirates @ San Diego Padres

PETCO Park, San Diego, CA

Fri Sep 22 2006, 10:05 PM EDT

Att. 40,077 - Partly Cloudy - 67 F

livebaseballscorecards.com

AB	27
R	2
H	1
RBI	2
BB	3
SO	7
LOB	1

PITCHER		IP	WLS	BF	H	R	ER	SO	BB	IBB	HBP	BLK	WP	HR	S	P	ERA	WHIP
32 Chris Young, R ERA: 3.55	(1, 1)	8.2	W	29	1	2	2	6	3	0	0	0	0	1	69	107	2.08	0.462
43 Cla Meredith, R ERA: 0.79	(9, 1)	0.1		1	0	0	0	1	0	0	0	0	0	0	5	5	0.00	0.000

PITCHER	IP	WLS	BF	H	R	ER	SO	BB	IBB	HBP	BLK	WP	HR	S	P	ERA	WHIP

BOTTOM

Pittsburgh Pirates @ San Diego Padres

PETCO Park, San Diego, CA

Fri Sep 22 2006, 10:05 PM EDT
Att. 40,077 - Partly Cloudy - 67 F

livebaseballscorecards.com

Batter	1	2	3	4	5	6	7	8	9	AB	R	H	RBI	BB	SO	LOB
Josh Barfield, R (1, 4) OBP: 0.322, SLG: 0.428	B C F F F X 1-2 24 1B SF8 1B	X 0-0 ③ G5-3		B F S X 1-2 ② G1-3		C X 0-1 ③ F8		B B X 2-0 ③ G5-3		5	1	1	0	0	0	3
24 Brian Giles, L (1, 9) OBP: 0.377, SLG: 0.396	B X 1-0 SF8 1-3 1B	C X 0-1 ① G3-1	C B B F B X 3-2 G6-3			C X 0-1 ① F8				4	0	1	0	0	0	0
Mike Cameron, R (1, 8) OBP: 0.353, SLG: 0.482	F B F B X 2-2 ① SF8 1-2 3-H	B B C F F F B 4-2 23 E 23 HR BB			S C B B X 2-2 ① F9		B C C S 1-3 ② K			2	1	0	1	1	1	0
Mike Piazza, R (1, 2) OBP: 0.341, SLG: 0.505	B B C X 2-1 ② G5-3	1 SAFE F X 0-1 ② F9			B C F F X 1-2 23 G4-6-3 1B		S B X 1-1 23 1B 3B			4	1	2	0	0	0	2
23 Adrián González, L (1, 3) OBP: 0.355, SLG: 0.504	C X 0-1 ③ F8	1 SAFE 1 SAFE C X 0-1 1-H HR			C B B X 2-1 ② ③ G4-6-3 1-2f		S S X 0-2 3B 3-H 1B			4	2	2	3	0	0	2
Ben Johnson, R (1, 7) OBP: 0.336, SLG: 0.436		C B B X 2-1 FC4-6 1B	C B B B F B 4-2 E BB			C S S 0-3 ① K	F X 0-1 1-H 3B			3	0	2	1	1	1	0
Todd Walker, L (1, 5) OBP: 0.361, SLG: 0.407 Geoff Blum, S (7, 5) OBP: 0.289, SLG: 0.376	B X 1-0 ① FC4-6 32 G4-3 E 1-2f	F C X 0-2 E3 1-3				B B C C C X 2-2 HR	B B B C S S 3-3 ③ K			3 1	1 0	1 0	1 0	0 0	0 1	2 1
Manny Alexander, R (1, 6) OBP: 0.226, SLG: 0.310	S F B F D X 2-2 FC1 32 G4-3 1-2	C F 1 SAFE B B X 2-2 ③ G6-3				F B X 1-1 32 SH2-4 1B		B F F S 1-3 ① K		4	0	1	0	0	1	3
32 Chris Young, R (1, 1) OBP: 0.135, SLG: 0.212 43 Cla Meredith, R (9, 1)	L X 0-1 ② G4-3 1-2 2-3			B C C F B F S 2-3 ① K		L X 0-1 ② SH2-4 1-2		X 0-0 ② G6-3		3 0	0 0	0 0	0 0	0 0	1 0	2 0
Inning Stats	R: 1 H: 2 E: 0 LOB: 1 K: 0 BB: 0 S: 13 P: 19	R: 0 H: 1 E: 1 LOB: 2 K: 0 BB: 0 S: 10 P: 15	R: 2 H: 1 E: 2 LOB: 2 K: 0 BB: 2 S: 17 P: 27	R: 0 H: 0 E: 0 LOB: 0 K: 1 BB: 0 S: 11 P: 17	R: 0 H: 1 E: 0 LOB: 0 K: 0 BB: 0 S: 9 P: 14	R: 1 H: 2 E: 0 LOB: 1 K: 1 BB: 0 S: 12 P: 15	R: 2 H: 3 E: 0 LOB: 1 K: 2 BB: 0 S: 15 P: 20	R: 0 H: 0 E: 0 LOB: 0 K: 1 BB: 0 S: 5 P: 8		1B: 6 SF: 1 2B: 0 SAC: 1 3B: 2 DP: 1 HR: 2 HBP: 0					WP: 0 PA: 37 PB: 0 SB: 0 CS: 0	

	AB	33
	R	6
	H	10
	RBI	6
	BB	2
	SO	5
	LOB	15

PITCHER		IP	WLS	BF	H	R	ER	SO	BB	IBB	HBP	BLK	WP	HR	S	P	ERA	WHIP
24 Tom Gorzelanny, L ERA: 3.79	(1, 1)	5.0	L	23	5	3	3	1	2	0	0	0	0	1	60	92	5.40	1.400
59 Brian Rogers, R ERA: 11.81	(6, 1)	1.2		8	3	2	2	2	0	0	0	0	0	1	19	24	10.80	1.800
36 Juan Pablo Perez, L ERA: 13.5	(7, 1)	0.1		3	2	1	1	1	0	0	0	0	0	0	8	11	27.00	6.000
54 Jonah Bayliss, R ERA: 4.82	(8, 1)	1.0		3	0	0	0	1	0	0	0	0	0	0	5	8	0.00	0.000

PITCHER	IP	WLS	BF	H	R	ER	SO	BB	IBB	HBP	BLK	WP	HR	S	P	ERA	WHIP

Batter	1	2	3	4	5	6	7	8	9	AB	R	H	RBI	BB	SO	LOB
6 Chris Duffy, L (1, 8) OBP: 0.311, SLG: 0.324	B S X 1-1 12 G1-6-3 2 S 1B 1B		L S S 0-3 ① K		C B B X 2-1 ② L9			X 0-0 E1 1B		4	1	2	0	0	1	0
2 Jack Wilson, R (1, 6) OBP: 0.313, SLG: 0.365	1 SAFE B 1 B B C B 4-1 1-2 12 G1-6-3 BB		X 0-0 ② G5-3		C S B B B C 2-3 ③ K			B B C C S 2-3 ② K		3	0	0	0	1	2	1
12 Freddy Sanchez, R (1, 5) OBP: 0.377, SLG: 0.472	C B B F F F F F F F 2-2 X ①② G1-6-3 1-2f 2-3		C X 0-1 ③ G5-3			S S X 0-2 ① F9		X 0-0 ③ G4-3		4	0	0	0	0	0	3
Xavier Nady, R (1, 9) OBP: 0.341, SLG: 0.465	X 0-0 3-H 1B			B S F F S 1-3 ① K		C S F F S 0-3 ② K			B F X 1-1 ① F8	4	0	1	1	0	2	0
26 Ronny Paulino, R (1, 2) OBP: 0.364, SLG: 0.395	C C S 0-3 ③ K			B F F F X 1-2 41 1B 1B		B C F S 1-3 ③ K			F F B X 1-2 ② G4-3	4	0	1	0	0	2	1
41 Ryan Doumit, S (1, 3) OBP: 0.310, SLG: 0.386		C B B B F F F X 3-2 ① F8		X 0-0 1-2 1B			B S B X 2-1 ① F9		B B F C S 2-3 ③ K	4	0	1	0	0	1	0
José Bautista, R (1, 7) OBP: 0.341, SLG: 0.428		C B C S 1-3 ② K		B C C X 1-2 ② F9			C S C 0-3 ② K			3	0	0	0	0	2	2
Jose Castillo, R (1, 4) OBP: 0.303, SLG: 0.391		S X 0-1 1B		F S B X 1-2 ③ G4-3			B F C F B X 2-2 ③ G1-4-3			3	0	1	0	0	0	2
57 Zach Duke, L (1, 1) OBP: 0.209, SLG: 0.242		C B C F S 1-3 ③ K			C S T 0-2 ① K			B X 1-0 ① F7		2	0	0	0	0	2	1
55 Matt Capps, R (7, 1)										0	0	0	0	0	0	0
34 John Grabow, L (7, 1)										0	0	0	0	0	0	0
Joe Randa, R (8, PH) OBP: 0.312, SLG: 0.387										1	0	0	0	0	0	0
Damaso Marte, L (8, 1)										0	0	0	0	0	0	0
Inning Stats	R: 1 E: 0 K: 1 S: 15 H: 2 LOB: 1 BB: 1 P: 22	R: 0 E: 0 K: 2 S: 14 H: 1 LOB: 1 BB: 0 P: 19	R: 0 E: 0 K: 1 S: 6 H: 0 LOB: 0 BB: 0 P: 6	R: 0 E: 0 K: 1 S: 15 H: 2 LOB: 2 BB: 0 P: 19	R: 0 E: 0 K: 2 S: 8 H: 0 LOB: 0 BB: 0 P: 12	R: 0 E: 0 K: 2 S: 11 H: 0 LOB: 0 BB: 0 P: 12	R: 0 E: 0 K: 1 S: 9 H: 0 LOB: 0 BB: 0 P: 13	R: 0 E: 1 K: 1 S: 6 H: 1 LOB: 1 BB: 0 P: 9	R: 0 E: 0 K: 1 S: 8 H: 0 LOB: 0 BB: 0 P: 12	1B: 6 2B: 0 3B: 0 HR: 0		SF: 0 SAC: 0 DP: 1 HBP: 0				

TOP

Pittsburgh Pirates @ San Diego Padres

PETCO Park, San Diego, CA

Sat Sep 23 2006, 10:05 PM EDT

Att. 43,168 - Clear - 69 F

livebaseballscorecards.com

AB	32
R	1
H	6
RBI	1
BB	1
SO	12
LOB	10

PITCHER		IP	WLS	BF	H	R	ER	SO	BB	IBB	HBP	BLK	WP	HR	S	P	ERA	WHIP
44 Jake Peavy, R ERA: 4.13	(1, 1)	8.0	W	30	6	1	1	11	1	0	0	0	0	0	84	112	1.12	0.875
Trevor Hoffman, R ERA: 1.98	(9, 1)	1.0	S	3	0	0	0	1	0	0	0	0	0	0	8	12	0.00	0.000

PITCHER	IP	WLS	BF	H	R	ER	SO	BB	IBB	HBP	BLK	WP	HR	S	P	ERA	WHIP

Batter	1	2	3	4	5	6	7	8	9	AB	R	H	RBI	BB	SO	LOB
Josh Barfield, R (1, 4) OBP: 0.324, SLG: 0.435	C B X 1-1 G6-3 ①		X 0-0 1B 1-2 1B ①		X 0-0 G5-3 ②		C S B B X 2-2 HR			4	1	2	1	0	0	0
24 Brian Giles, L (1, 9) OBP: 0.377, SLG: 0.395	C X 0-1 G1-3 ②		B X 1-0 F8 ②		B B X 2-0 2B 1B		F X 0-1 G1-3 ①			4	1	1	0	0	0	2
Mike Cameron, R (1, 8) OBP: 0.356, SLG: 0.485	C C B X 1-2 F7 ③		D X 1-0 1-2 2-3 1B		D X 1-0 1-H 2B		B B B 4-0 23 S BB			3	0	2	1	1	0	0
Mike Piazza, R (1, 2) OBP: 0.338, SLG: 0.500 Rob Bowen, S (8, 2) OBP: 0.320, SLG: 0.348		C X 0-1 G6-3 ①	X 0-0 F9 ③		B S X 1-1 P4 ③		1 SAFE 1 SAFE B X 1-0 F9 ②			4 0	0 0	0 0	0 0	0 0	0 0	5 0
23 Adrián González, L (1, 3) OBP: 0.356, SLG: 0.505		B B B C X 3-1 2B		C B B B 4-1 BB		B F C F F X 1-2 F7 ①	1 SAFE B B S F 1 SAFE S 2-3 1-2 K ③			3	0	1	0	1	1	1
Ben Johnson, R (1, 7) OBP: 0.333, SLG: 0.425		C S T S 0-3 K ②	X 0-0 P5 ①			B B B 4-0 FC4-6 BB		T C B B F S 2-3 K ①		3	0	0	0	1	2	2
Todd Walker, L (1, 5) OBP: 0.359, SLG: 0.404 Geoff Blum, S (8, 5) OBP: 0.288, SLG: 0.374		B C B S D X 3-2 G4-3 ③	F C F D D C 2-3 K ②			1 SAFE B X 1-0 1-2f FC4-6 ②		F C C 0-3 K ②		3 1	0 0	0 0	0 0	0 0	1 1	3 0
Manny Alexander, R (1, 6) OBP: 0.229, SLG: 0.281			B F B F S 2-3 K ① X 0-0 G4-3 ③			I I I I 4-0 44 FC6-4 IBB		C X 0-1 F8 ③		3	0	0	0	1	1	1
44 Jake Peavy, R (1, 1) OBP: 0.186, SLG: 0.328 Trevor Hoffman, R (9, 1)			B B C F B B 4-2 1B 1B BB		F F S 0-3 K ①	X 0-0 1-2f FC6-4 ③				2 0	0 0	0 0	0 0	1 0	1 0	2 0
Inning Stats	R: 0 E: 0 K: 0 S: 7 H: 0 LOB: 0 BB: 0 P: 9	R: 0 E: 0 K: 1 S: 11 H: 1 LOB: 1 BB: 0 P: 17	R: 0 E: 0 K: 1 S: 9 H: 2 LOB: 3 BB: 1 P: 17	R: 0 E: 0 K: 1 S: 7 H: 0 LOB: 1 BB: 1 P: 13	R: 1 E: 0 K: 1 S: 8 H: 2 LOB: 1 BB: 0 P: 12	R: 0 E: 1 K: 0 S: 7 H: 0 LOB: 2 BB: 2 P: 17	R: 1 E: 0 K: 1 S: 9 H: 1 LOB: 1 BB: 1 P: 18	R: 0 E: 0 K: 2 S: 9 H: 0 LOB: 0 BB: 0 P: 11		1B: 3 2B: 2 3B: 0 HR: 1	SF: 0 SAC: 0 DP: 0 HBP: 0					

BOTTOM

Pittsburgh Pirates @ San Diego Padres

PETCO Park, San Diego, CA

Sat Sep 23 2006, 10:05 PM EDT

Att. 43,168 - Clear - 69 F

livebaseballscorecards.com

AB	30
R	2
H	6
RBI	2
BB	5
SO	7
LOB	16

WP: 0 PB: 0 SB: 1 CS: 0 PA: 35

PITCHER		IP	WLS	BF	H	R	ER	SO	BB	IBB	HBP	BLK	WP	HR	S	P	ERA	WHIP
57 Zach Duke, L ERA: 4.44	(1, 1)	6.1	L	30	6	2	2	4	4	1	0	0	0	1	54	96	2.84	1.579
55 Matt Capps, R ERA: 3.92	(7, 1)	0.1		1	0	0	0	0	0	0	0	0	0	0	1	2	0.00	0.000
34 John Grabow, L ERA: 4.24	(7, 1)	0.1		1	0	0	0	1	0	0	0	0	0	0	3	5	0.00	0.000
Damaso Marte, L ERA: 3.81	(8, 1)	1.0		3	0	0	0	2	0	0	0	0	0	0	9	11	0.00	0.000

PITCHER	IP	WLS	BF	H	R	ER	SO	BB	IBB	HBP	BLK	WP	HR	S	P	ERA	WHIP

Batter	1	2	3	4	5	6	7	8	9	AB	R	H	RBI	BB	SO	LOB
6 Chris Duffy, L (1, 8) OBP: 0.313, SLG: 0.326	B B C F B X 3-2 2 1B 41 1B 1B		C X 0-1 ① G4-3		X 0-0 2 G5-3 1B		X 0-0 ③ FC6-4 1-2f			4	1	2	0	0	0	1
2 Jack Wilson, R (1, 6) OBP: 0.312, SLG: 0.364	C L X 0-2 41 1B 1-2 1B		B C X 1-1 ② L7		B 1 SAFE F B 1 X 2-1 ② G5-3 1-2			X 0-0 ① G5-3		4	0	1	0	0	0	1
Jason Bay, R (1, 7) OBP: 0.390, SLG: 0.532	C B S S 1-3 ① K		C B S S 1-3 ③ K		X 0-0 ③ G5-3			B F X 1-1 ② G5-3		4	0	0	0	0	2	3
Xavier Nady, R (1, 9) OBP: 0.338, SLG: 0.460	C S D S 1-3 ② K			F B S B X 2-2 ① P2		B F C S 1-3 ① K		C S B B F X 2-2 ③ G5-3		4	0	0	0	0	2	2
41 Ryan Doumit, S (1, 3) OBP: 0.314, SLG: 0.390	C B B B X 3-1 PO 1-3 2-H 1B			F B B B X 3-1 ② 1B G6-3 1B		F B B F B F S 3-3 ② K			C B F C 1-3 ① K	4	0	2	1	0	2	0
José Bautista, R (1, 5) OBP: 0.340, SLG: 0.426	S B S B B 1 SAFE 3-2 ③ PO 1-2	B C F B X 2-2 1B		C B 1 SAFE B B C X 3-2 ② G6-3 1-2		S B F X 1-2 ③ L9			B C C F B B F S 3-3 ② K	4	0	1	0	0	1	1
Jose Castillo, R (1, 4) OBP: 0.303, SLG: 0.390 12 Freddy Sanchez, R (9, PH) OBP: 0.376, SLG: 0.471		S 1 SAFE 1 SAFE C S 0-3 ① K		X 0-0 2-3 1B			B S C B X 2-2 ① G4-3		S X 0-1 ③ G6-3	3 1	0 0	1 0	0 0	0 0	1 0	1 0
Carlos Maldonado, R (1, 2) OBP: 0.231, SLG: 0.167		1 SAFE 1 SAFE F F B S 1-3 ② K		F S B B D S 3-3 ③ K			B S C S 1-3 ② K			3	0	0	0	0	3	3
39 Marty McLeary, R (1, 1) 36 Juan Pablo Perez, R (6, 1) 44 Josh Sharpless, R (6, 1) Jeromy Burnitz, L (7, PH) OBP: 0.291, SLG: 0.424 54 Jonah Bayliss, R (7, 1) Damaso Marte, L (7, 1) 16 Salomon Torres, R (8, 1) OBP: 0.200, SLG: 0.200		B F F X 1-2 ③ G1-3			C B F B C 2-3 ① K		B C S H 2-2 6 FC6-4 HBP			2 0 0 0 0 0 0 0	0 0 0 0 0 0 0 0	0 0 0 0 0 0 0 0	0 0 0 0 0 0 0 0	1 0 0 0 0 0 0 0	1 0 0 0 0 0 0 0

Inning Stats	1	2	3	4	5	6	7	8	9
	R: 1 H: 3 E: 0 LOB: 1 K: 2 BB: 0 S: 16 P: 27	R: 0 H: 1 E: 0 LOB: 1 K: 2 BB: 0 S: 12 P: 16	R: 0 H: 0 E: 0 LOB: 0 K: 1 BB: 0 S: 7 P: 9	R: 0 H: 2 E: 0 LOB: 2 K: 1 BB: 0 S: 12 P: 23	R: 0 H: 1 E: 0 LOB: 1 K: 1 BB: 0 S: 7 P: 11	R: 0 H: 0 E: 0 LOB: 0 K: 2 BB: 0 S: 10 P: 15	R: 0 H: 0 E: 0 LOB: 1 K: 1 BB: 0 S: 9 P: 14	R: 0 H: 0 E: 0 LOB: 0 K: 0 BB: 0 S: 7 P: 10	R: 0 H: 0 E: 0 LOB: 0 K: 2 BB: 0 S: 10 P: 14

PITCHER		IP	WLS	BF	H	R	ER	SO	BB	IBB	HBP	BLK	WP	HR	S	P	ERA	WHIP
52 Clay Hensley, R ERA: 3.73	(1, 1)	6.0	W	24	7	1	1	9	0	0	0	0	0	0	64	101	1.50	1.167
43 Cla Meredith, R ERA: 0.76	(7, 1)	2.0	H	7	0	0	0	1	0	0	1	0	0	0	16	24	0.00	0.000
Trevor Hoffman, R ERA: 1.95	(9, 1)	1.0	S	3	0	0	0	2	0	0	0	0	0	0	10	14	0.00	0.000

PITCHER	IP	WLS	BF	H	R	ER	SO	BB	IBB	HBP	BLK	WP	HR	S	P	ERA	WHIP

TOP

Pittsburgh Pirates @ San Diego Padres

PETCO Park, San Diego, CA

Sun Sep 24 2006, 4:05 PM EDT

Att. 41,932 - Sunny - 70 F

livebaseballscorecards.com

AB	33
R	1
H	7
RBI	1
BB	0
SO	12
LOB	13

1B: 7 SF: 0
2B: 0 SAC: 0
3B: 0 DP: 0
HR: 0 HBP: 1

WP: 0 PA: 35
PB: 0
SB: 0
CS: 0

BOTTOM

Pittsburgh Pirates @ San Diego Padres

PETCO Park, San Diego, CA

Sun Sep 24 2006, 4:05 PM EDT

Att. 41,932 - Sunny - 70 F

livebaseballscorecards.com

Batter	1	2	3	4	5	6	7	8	9	AB	R	H	RBI	BB	SO	LOB
Dave Roberts, L (1, 7) OBP: 0.360, SLG: 0.397	CSFFBS 1-3 K ①		CSX 0-2 F8 ①		X 0-0 FC3-6 23 E 23 S ① 1-2f		BBCBB 4-1 24 G4-6-3 2-3 BB			3	0	0	0	1	1	1
24 Brian Giles, L (1, 9) OBP: 0.374, SLG: 0.392	BCBSX 2-2 G5-3 ②		FBX 1-1 G3 ②		1 SAFE B 1 SAFE 1 SAFE 1 SAFE X 1-0 F8 ②		X 0-0 G4-6-3 ②③ 1-2f			4	0	0	0	0	0	3
23 Adrián González, L (1, 3) OBP: 0.354, SLG: 0.501	CBBBX 2-1 P6 ③		FBFFBX 2-2 P6 ③		1 SAFE P B X 2-0 F9 ③ 1-3			FSBBBS 2-3 K ①		4	0	0	0	0	1	1
28 Josh Bard, S (1, 2) OBP: 0.398, SLG: 0.508		BFFFBBB 4-2 1B 34 BB BB		SX 0-1 G3-1 ①		BX 1-0 HR		FBX 1-1 G6-3 1B		3	1	2	1	1	0	0
34 Russell Branyan, L (1, 5) OBP: 0.323, SLG: 0.502 Manny Alexander, R (6, PR) OBP: 0.222, SLG: 0.273 (7, 5)		BBBBB 4-0 1B 1-2 BB		SSX 0-2 HR		BH 2-0 CS HBP		X 0-0 G6-3 ② 1-2		1 1	1 0	1 0	1 0	1 0	0 0	0 1
Mike Cameron, R (1, 8) OBP: 0.357, SLG: 0.484		X 0-0 1-2 2-3 1B		BCX 1-1 L7 ②		BSBX 2-1 F7 ①② 1-2		CBBFBFB 4-2 BB		3	0	1	0	1	0	1
Geoff Blum, S (1, 6) OBP: 0.287, SLG: 0.372		X 0-0 L9 ①		CSFFFBBX 2-2 1B		CSX 0-2 G3-1 ③		SSS 0-3 K ③		4	0	1	0	0	1	6
Josh Barfield, R (1, 4) OBP: 0.324, SLG: 0.434		BX 1-0 P2 ②		BX 1-0 F7 ③			BSX 1-1 S 43 SH1-4 1B			3	0	1	0	0	0	4
52 Clay Hensley, R (1, 1) OBP: 0.143, SLG: 0.109 43 Cla Meredith, R (7, 1) Trevor Hoffman, R (9, 1)		BCX 1-1 F7 ③			BCBFX 2-2 FC3-6 1B		BBX 2-0 SH1-4 ① 1-2			2 0 0	0 0 0	1 0 0	0 0 0	0 0 0	0 0 0	3 0 0
Inning Stats	R: 0 H: 0 E: 0 LOB: 0 K: 1 BB: 0 S: 10 P: 15	R: 0 H: 1 E: 0 LOB: 3 K: 0 BB: 2 S: 7 P: 17	R: 0 H: 0 E: 0 LOB: 0 K: 0 BB: 0 S: 9 P: 12	R: 1 H: 2 E: 0 LOB: 1 K: 0 BB: 0 S: 14 P: 18	R: 0 H: 1 E: 0 LOB: 1 K: 0 BB: 0 S: 7 P: 11	R: 1 H: 1 E: 0 LOB: 1 K: 0 BB: 0 S: 6 P: 11	R: 0 H: 1 E: 0 LOB: 1 K: 0 BB: 1 S: 5 P: 12	R: 0 H: 1 E: 0 LOB: 2 K: 2 BB: 1 S: 12 P: 19		1B: 5 SF: 0 2B: 0 SAC: 1 3B: 0 DP: 1 HR: 2 HBP: 1						WP: 0 PA: 34 PB: 0 SB: 2 CS: 1

	AB	28
	R	2
	H	7
	RBI	2
	BB	4
	SO	3
	LOB	20

PITCHER		IP	WLS	BF	H	R	ER	SO	BB	IBB	HBP	BLK	WP	HR	S	P	ERA	WHIP
39 Marty McLeary, R ERA: 3.38	(1, 1)	5.0		21	4	1	1	1	2	0	0	0	0	1	47	73	1.80	1.200
36 Juan Pablo Perez, L ERA: 20.25	(6, 1)	0.0	L	2	1	1	1	0	0	0	1	0	0	1	1	4	∞	∞
44 Josh Sharpless, R ERA: 1.74	(6, 1)	1.0		2	0	0	0	0	0	0	0	0	0	0	5	7	0.00	0.000
54 Jonah Bayliss, R ERA: 4.66	(7, 1)	0.1		3	1	0	0	0	1	0	0	0	0	0	4	11	0.00	6.000
Damaso Marte, L ERA: 3.75	(7, 1)	1.0		3	1	0	0	1	0	0	0	0	0	0	6	9	0.00	1.000

PITCHER		IP	WLS	BF	H	R	ER	SO	BB	IBB	HBP	BLK	WP	HR	S	P	ERA	WHIP
16 Salomon Torres, R ERA: 3.29	(8, 1)	0.2		3	0	0	0	1	1	0	0	0	0	0	7	11	0.00	1.500

Houston Astros @ Pittsburgh Pirates

PNC Park, Pittsburgh, PA

Tue Sep 26 2006, 7:05 PM EDT

Att. 17,141 - Partly Cloudy - 66 F

livebaseballscorecards.com

Batter	1	2	3	4	5	6	7	8	9	AB	R	H	RBI	BB	SO	LOB
Willy Taveras, R (1, 8) OBP: 0.333, SLG: 0.341	G6-3	G5-3		G5-3		G3 CS 1B		17 1B S 1B		5	1	2	0	0	0	0
Mike Lamb, L (1, 5) (8, 3) OBP: 0.367, SLG: 0.484	17 E 17 FC3 1B BB		WP 17 G3 1B 1B		1B 1B SF8 BB	G3 1-3		17 1B 1-2 BB		2	3	1	0	3	0	1
17 Lance Berkman, S (1, 3) (8, 9) OBP: 0.419, SLG: 0.622	FC3 1B 1-3 1B		G3 1-2		K	BB		1-2 2-H 1B		4	1	1	1	1	1	3
Luke Scott, L (1, 7) OBP: 0.449, SLG: 0.675	1B 1-2 G6-3 3-H 1B		K 2-3		SF8 1B 28 1B 1-2 1B	K		F9		5	2	2	1	0	2	5
Aubrey Huff, L (1, 9) OBP: 0.340, SLG: 0.465 64 Fernando Nieve, R (8, 1) OBP: 0.222, SLG: 0.125	1-3 2-H 1B		1B IBB		28 1B 1-2 2-3 1B		G3	G4-3		4 0	0 0	2 0	1 0	1 0	0 0	2 0
Craig Biggio, R (1, 4) OBP: 0.303, SLG: 0.420 4 Eric Bruntlett, R (9, 4) OBP: 0.346, SLG: 0.345	G6-3 3-H		1-2 3-H 1B		SF8 2-3 3-H		G6-3		L7	4 0	0 0	1 0	3 0	0 0	0 0	1 0
28 Adam Everett, R (1, 6) OBP: 0.291, SLG: 0.354	P4		P6		FC6-4 1-2 3-H 1B	1B			K	5	0	2	1	0	1	3
Brad Ausmus, R (1, 2) OBP: 0.306, SLG: 0.286	K	G1-3	FC6-4 1-2f			F8			1B	5	0	1	0	0	1	3
Andy Pettitte, L (1, 1) OBP: 0.217, SLG: 0.305 Russ Springer, R (7, 1) Morgan Ensberg, R (8, PH) (8, 5) OBP: 0.394, SLG: 0.466	F7	G6-3				F7		F8	P6	3 0 2	0 0 0	0 0 0	0 0 0	0 0 0	0 0 1	0 0 1
Inning Stats	R: 3 E: 1 K: 0 S: 14 H: 2 LOB: 1 BB: 1 P: 21	R: 0 E: 0 K: 1 S: 11 H: 0 LOB: 0 BB: 0 P: 15	R: 1 E: 0 K: 1 S: 14 H: 2 LOB: 2 BB: 1 P: 27	R: 0 E: 0 K: 0 S: 7 H: 0 LOB: 0 BB: 0 P: 12	R: 2 E: 0 K: 1 S: 11 H: 3 LOB: 2 BB: 1 P: 20	R: 0 E: 0 K: 1 S: 11 H: 1 LOB: 2 BB: 1 P: 20	R: 0 E: 0 K: 0 S: 9 H: 1 LOB: 1 BB: 0 P: 10	R: 1 E: 0 K: 0 S: 13 H: 2 LOB: 2 BB: 1 P: 24	R: 0 E: 0 K: 1 S: 10 H: 1 LOB: 1 BB: 0 P: 12	1B: 12 2B: 0 3B: 0 HR: 0	SF: 1 SAC: 0 DP: 0 HBP: 0					

PITCHER		IP	WLS	BF	H	R	ER	SO	BB	IBB	HBP	BLK	WP	HR	S	P	ERA	WHIP
45 Ian Snell, R ERA: 4.74	(1, 1)	5.0	L	26	7	6	4	3	2	1	0	0	1	0	57	95	7.20	1.800
Damaso Marte, L ERA: 3.7	(6, 1)	0.2		4	1	0	0	0	1	0	0	0	0	0	8	15	0.00	3.000
36 Juan Pablo Perez, L ERA: 13.5	(6, 1)	0.2		2	0	0	0	1	0	0	0	0	0	0	5	8	0.00	0.000
59 Brian Rogers, R ERA: 10.5	(7, 1)	0.2		3	1	0	0	0	0	0	0	0	0	0	7	7	0.00	1.500
54 Jonah Bayliss, R ERA: 4.63	(8, 1)	2.0		10	3	1	1	1	1	0	0	0	0	0	23	36	4.50	2.000

PITCHER	IP	WLS	BF	H	R	ER	SO	BB	IBB	HBP	BLK	WP	HR	S	P	ERA	WHIP

TOP

AB	39
R	7
H	12
RBI	7
BB	5
SO	5
LOB	19

WP: 1 PA: 45
PB: 0
SB: 1
CS: 1

BOTTOM

Houston Astros @ Pittsburgh Pirates

PNC Park, Pittsburgh, PA

Tue Sep 26 2006, 7:05 PM EDT

Att. 17,141 - Partly Cloudy - 66 F

Batter	1	2	3	4	5	6	7	8	9	AB	R	H	RBI	BB	SO	LOB
6 Chris Duffy, L (1, 8) OBP: 0.312, SLG: 0.324	F9		G2-3		G4-3		HBP, 12 1B, 1B		G6-3	5	0	1	0	0	0	0
2 Jack Wilson, R (1, 6) OBP: 0.311, SLG: 0.365	G4-3		F9		B2		P6		12 2B, 2B	5	1	1	0	0	0	1
12 Freddy Sanchez, R (1, 5) OBP: 0.380, SLG: 0.478	G5-3		1B, 1B		2B		HBP, 1B		2-H, 2B	5	0	4	1	0	0	0
Jason Bay, R (1, 7) OBP: 0.393, SLG: 0.538		HR	FC5-4, 1-3, 1B		BB		1-2, 2-3, HBP		G5-3	3	1	2	1	1	0	1
Xavier Nady, R (1, 3) OBP: 0.336, SLG: 0.457 41 Ryan Doumit, S (7, PH) OBP: 0.313, SLG: 0.387 54 Jonah Bayliss, R (8, 1) Jeromy Burnitz, L (9, PH) OBP: 0.290, SLG: 0.423		G5-3	FC5-4, 1-2f		L9		P5		G3-1	3 1 0 1	0 0 0 0	0 0 0 0	0 0 0 0	0 0 0 0	0 0 0 0	4 3 0 1
26 Ronny Paulino, R (1, 2) OBP: 0.366, SLG: 0.398		HR, 2B		G4-3		G5-4-3, 1-2f, 1B		G5-3		4	1	2	0	0	0	0
José Bautista, R (1, 9) OBP: 0.342, SLG: 0.435		2-H, HR		45 FC4, 1B		K		K		4	1	2	2	0	2	1
Jose Castillo, R (1, 4) OBP: 0.303, SLG: 0.388		G6-3		P6		G5-4-3, 1-2f		BB		3	0	0	0	1	0	2
45 Ian Snell, R (1, 1) OBP: 0.089, SLG: 0.074 Damaso Marte, L (6, 1) 36 Juan Pablo Perez, R (6, 1) 59 Brian Rogers, R (7, 1) Joe Randa, R (7, PH) OBP: 0.309, SLG: 0.383 (8, 3)		K		FC4, 1-2f			G4-3	K		2 0 0 0 2	0 0 0 0 0	0 0 0 0 0	0 0 0 0 0	1 0 0 0 0	0 0 0 0 1	1 0 0 0 1

Inning Stats	1	2	3	4	5	6	7	8	9
	R: 0 E: 0 K: 0 S: 7	H: 0 LOB: 0 BB: 0 P: 10	R: 3 E: 0 K: 1 S: 10	H: 3 LOB: 0 BB: 0 P: 16	R: 0 E: 0 K: 0 S: 10	H: 2 LOB: 2 BB: 0 P: 19	R: 0 E: 0 K: 0 S: 7	H: 1 LOB: 1 BB: 0 P: 13	R: 0 E: 0 K: 0 S: 10	H: 1 LOB: 2 BB: 1 P: 17	R: 0 E: 0 K: 1 S: 6	H: 1 LOB: 0 BB: 0 P: 9	R: 0 E: 0 K: 0 S: 17	H: 2 LOB: 3 BB: 0 P: 26	R: 0 E: 0 K: 2 S: 15	H: 0 LOB: 1 BB: 1 P: 23	R: 1 E: 0 K: 0 S: 9	H: 2 LOB: 1 BB: 0 P: 11

1B: 6	SF: 0	WP: 0
2B: 4	SAC: 0	PB: 0
3B: 0	DP: 1	SB: 0
HR: 2	HBP: 1	CS: 0
		PA: 41

	AB	38
	R	4
	H	12
	RBI	4
	BB	2
	SO	4
	LOB	15

livebaseballscorecards.com

PITCHER		IP	WLS	BF	H	R	ER	SO	BB	IBB	HBP	BLK	WP	HR	S	P	ERA	WHIP
Andy Pettitte, L ERA: 4.3	(1, 1)	6.2	W	30	10	3	3	2	1	0	0	0	0	2	59	96	4.05	1.650
Russ Springer, R ERA: 3.59	(7, 1)	0.1	H	2	0	0	0	0	0	0	1	0	0	0	8	14	0.00	0.000
64 Fernando Nieve, R ERA: 4.13	(8, 1)	2.0		9	2	1	1	2	1	0	0	0	0	0	24	34	4.50	1.500

PITCHER	IP	WLS	BF	H	R	ER	SO	BB	IBB	HBP	BLK	WP	HR	S	P	ERA	WHIP

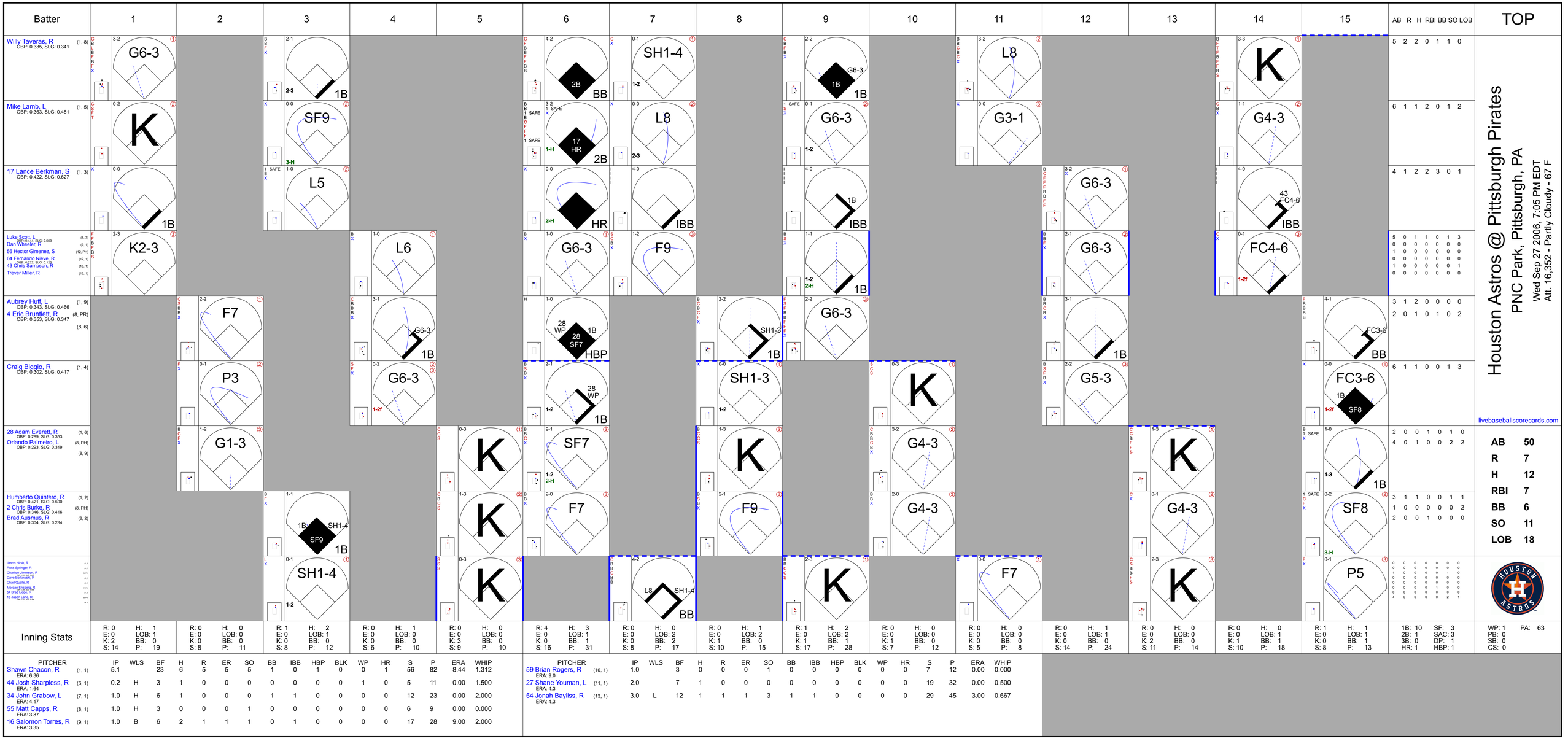
Batter
1
2
3
4
5
6
7
8
9
10
11
12
13
14
15
AB R H RBI BB SO LOB
TOP
Willy Taveras, R (1, 8)
OBP: 0.335, SLG: 0.341
G6-3
K
SF9
L5
1B
2B
BB
HR
IBB
SH1-4
L8
G3-1
G6-3
G4-3
FC4-6
5 2 2 0 1 1 0
Mike Lamb, L (1, 5)
OBP: 0.363, SLG: 0.481
6 1 1 2 0 1 2
17 Lance Berkman, S (1, 3)
OBP: 0.422, SLG: 0.627
4 1 2 2 3 0 1
Luke Scott, L (1, 7)
OBP: 0.444, SLG: 0.663
Dan Wheeler, R (9, 1)
56 Hector Gimenez, S (12, PH)
64 Fernando Nieve, R (12, 1)
OBP: 0.222, SLG: 0.333
43 Chris Sampson, R (13, 1)
Trever Miller, R (15, 1)
K2-3
L6
G6-3
F9
1B
IBB
FC4-6
5 0 1 1 0 1 3
0 0 0 0 0 0 0
1 0 0 0 0 0 0
0 0 0 0 0 0 0
1 0 0 0 0 0 1
0 0 0 0 0 0 0
Aubrey Huff, L (1, 9)
OBP: 0.343, SLG: 0.466
4 Eric Bruntlett, R (8, PR)
OBP: 0.353, SLG: 0.347
(8, 6)
F7
G6-3
28 WP
28 SF7
HBP
SH1-2
G6-3
FC3-6
BB
3 1 2 0 0 0 0
2 0 1 0 1 0 2
Craig Biggio, R (1, 4)
OBP: 0.302, SLG: 0.417
P3
G6-3
28 WP
SH1-3
K
G5-3
FC3-6
SF8
6 1 1 0 0 1 3
28 Adam Everett, R (1, 6)
OBP: 0.289, SLG: 0.353
Orlando Palmeiro, L (8, PH)
OBP: 0.293, SLG: 0.319
(8, 9)
G1-3
K
SF7
K
G4-3
K
2 0 0 1 0 1 0
4 0 1 0 0 2 2
Humberto Quintero, R (1, 2)
OBP: 0.421, SLG: 0.500
2 Chris Burke, R (8, PH)
OBP: 0.346, SLG: 0.416
Brad Ausmus, R (8, 2)
OBP: 0.304, SLG: 0.284
1B SH1-4 SF9
F7
G4-3
G4-3
SF8
3 1 1 0 0 1 1
1 0 0 0 0 0 2
2 0 0 1 0 0 0
Jason Hirsh, R
Russ Springer, R
Charlton Jimerson, R
Dave Borkowski, R
Chad Qualls, R
Morgan Ensberg, R
54 Brad Lidge, R
16 Jason Lane, R
SH1-4
K
L8 SH1-4
K
F7
K
K
P5
0 0 0 0 0 0 0
0 0 0 0 0 0 0
1 0 0 0 0 1 0
0 0 0 0 0 0 0
0 0 0 0 0 0 0
0 0 0 0 0 0 0
4 0 0 0 0 2 1
Houston Astros @ Pittsburgh Pirates
PNC Park, Pittsburgh, PA
Wed Sep 27 2006, 7:05 PM EDT
Att. 16,352 - Partly Cloudy - 67 F
livebaseballscorecards.com
AB 50
R 7
H 12
RBI 7
BB 6
SO 11
LOB 18
Inning Stats
R: 0 H: 1
E: 0 LOB: 1
K: 2 BB: 0
S: 14 P: 19
R: 0 H: 0
E: 0 LOB: 0
K: 0 BB: 0
S: 8 P: 11
R: 1 H: 2
E: 0 LOB: 1
K: 0 BB: 1
S: 8 P: 12
R: 0 H: 1
E: 0 LOB: 0
K: 0 BB: 0
S: 6 P: 10
R: 0 H: 0
E: 0 LOB: 0
K: 3 BB: 0
S: 9 P: 10
R: 4 H: 3
E: 0 LOB: 1
K: 0 BB: 1
S: 16 P: 31
R: 0 H: 0
E: 0 LOB: 2
K: 0 BB: 2
S: 8 P: 17
R: 0 H: 1
E: 0 LOB: 2
K: 1 BB: 0
S: 10 P: 15
R: 1 H: 2
E: 0 LOB: 2
K: 1 BB: 1
S: 17 P: 28
R: 0 H: 0
E: 0 LOB: 0
K: 1 BB: 0
S: 7 P: 12
R: 0 H: 0
E: 0 LOB: 0
K: 0 BB: 0
S: 5 P: 8
R: 0 H: 1
E: 0 LOB: 1
K: 0 BB: 0
S: 14 P: 24
R: 0 H: 0
E: 0 LOB: 0
K: 2 BB: 0
S: 11 P: 14
R: 0 H: 0
E: 0 LOB: 1
K: 1 BB: 1
S: 10 P: 18
R: 1 H: 1
E: 0 LOB: 1
K: 0 BB: 1
S: 8 P: 13
1B: 10 SF: 3
2B: 1 SAC: 3
3B: 0 DP: 1
HR: 1 HBP: 1
WP: 1 PA: 63
PB: 0
SB: 0
CS: 0
PITCHER IP WLS BF H R ER SO BB IBB HBP BLK WP HR S P ERA WHIP
Shawn Chacon, R (1, 1) 5.1 23 6 5 5 5 1 0 1 0 0 0 1 56 82 8.44 1.312
ERA: 6.36
44 Josh Sharpless, R (6, 1) 0.2 H 3 1 0 0 0 0 0 0 0 1 0 5 11 0.00 1.500
ERA: 1.64
34 John Grabow, L (7, 1) 1.0 H 6 1 0 0 0 1 1 0 0 0 0 12 23 0.00 2.000
ERA: 4.17
55 Matt Capps, R (8, 1) 1.0 H 3 0 0 0 1 0 0 0 0 0 0 6 9 0.00 0.000
ERA: 3.87
16 Salomon Torres, R (9, 1) 1.0 B 6 2 1 1 1 0 1 0 0 0 0 17 28 9.00 2.000
ERA: 3.35
PITCHER IP WLS BF H R ER SO BB IBB HBP BLK WP HR S P ERA WHIP
59 Brian Rogers, R (10, 1) 1.0 3 0 0 0 0 0 0 0 0 0 0 7 12 0.00 0.000
ERA: 9.0
27 Shane Youman, L (11, 1) 2.0 7 1 0 0 0 0 0 0 0 0 0 0 19 32 0.00 0.500
ERA: 4.3
54 Jonah Bayliss, R (13, 1) 3.0 L 12 1 1 1 3 1 1 0 0 0 0 29 45 3.00 0.667
ERA: 4.3

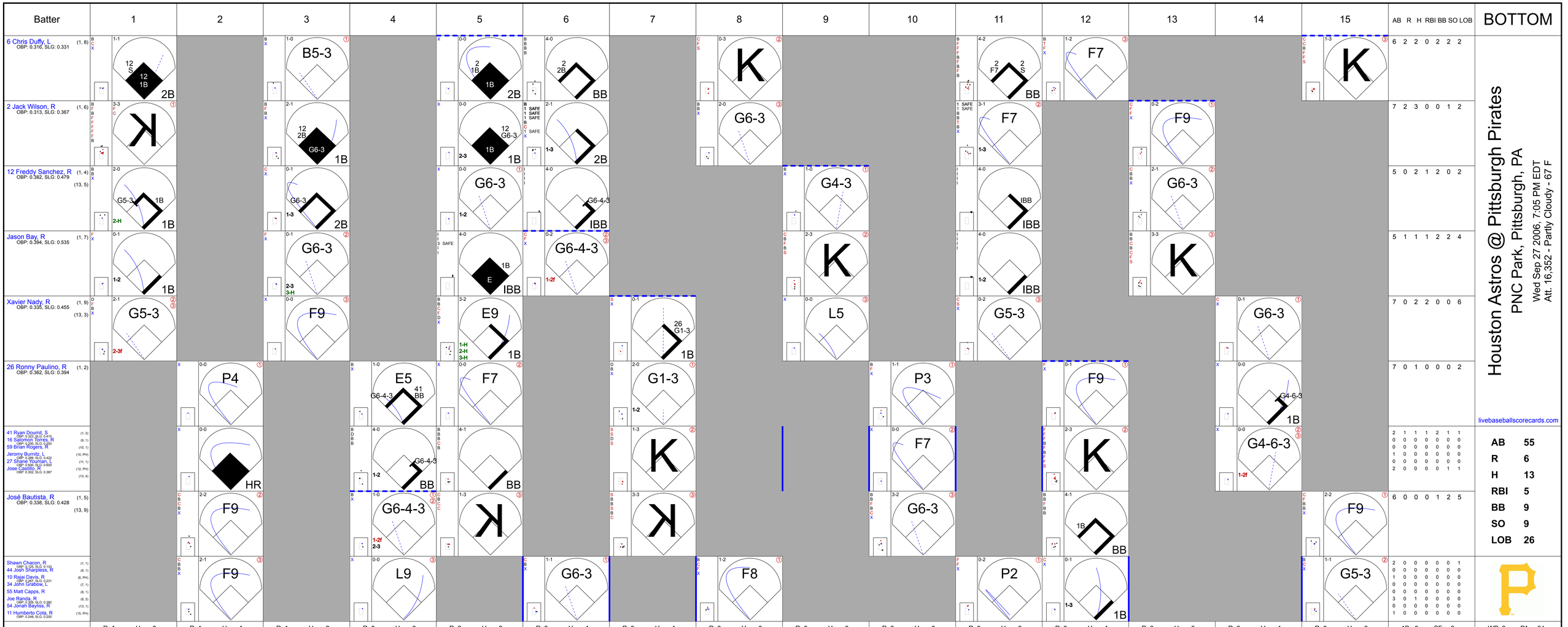
Batter
1
2
3
4
5
6
7
8
9
10
11
12
13
14
15
AB R H RBI BB SO LOB
BOTTOM
6 Chris Duffy, L (1, 8) OBP: 0.316, SLG: 0.331
2 Jack Wilson, R (1, 6) OBP: 0.313, SLG: 0.367
12 Freddy Sanchez, R (1, 4) (13, 5) OBP: 0.382, SLG: 0.479
Jason Bay, R (1, 7) OBP: 0.394, SLG: 0.535
Xavier Nady, R (1, 9) (13, 3) OBP: 0.335, SLG: 0.455
26 Ronny Paulino, R (1, 2) OBP: 0.362, SLG: 0.394
41 Ryan Doumit, S (1, 3) OBP: 0.321, SLG: 0.410
16 Salomon Torres, R (9, 1) OBP: 0.200, SLG: 0.200
59 Brian Rogers, R (10, 1)
Jeromy Burnitz, L (15, PH) OBP: 0.289, SLG: 0.422
27 Shane Youman, L (11, 1) OBP: 0.000, SLG: 0.000
Jose Castillo, R (12, PH) OBP: 0.332, SLG: 0.387
(13, 4)
José Bautista, R (1, 5) (13, 9) OBP: 0.338, SLG: 0.428
Shawn Chacon, R (1, 1) OBP: 0.125, SLG: 0.133
44 Josh Sharpless, R (6, 1)
10 Rajai Davis, R (6, PH) OBP: 0.250, SLG: 0.231
34 John Grabow, L (7, 1)
55 Matt Capps, R (8, 1)
Joe Randa, R (8, 3) OBP: 0.306, SLG: 0.382
54 Jonah Bayliss, R (13, 1)
11 Humberto Cota, R (15, PH) OBP: 0.248, SLG: 0.200
Inning Stats
1: R: 1 H: 3 E: 0 LOB: 1 K: 1 BB: 0 S: 15 P: 23
2: R: 1 H: 1 E: 0 LOB: 0 K: 0 BB: 0 S: 7 P: 11
3: R: 1 H: 2 E: 0 LOB: 1 K: 0 BB: 0 S: 8 P: 11
4: R: 0 H: 0 E: 1 LOB: 1 K: 0 BB: 1 S: 3 P: 9
5: R: 3 H: 3 E: 1 LOB: 2 K: 1 BB: 2 S: 11 P: 23
6: R: 0 H: 1 E: 0 LOB: 2 K: 0 BB: 2 S: 7 P: 18
7: R: 0 H: 1 E: 0 LOB: 1 K: 2 BB: 0 S: 9 P: 15
8: R: 0 H: 0 E: 0 LOB: 0 K: 1 BB: 0 S: 7 P: 10
9: R: 0 H: 0 E: 0 LOB: 0 K: 1 BB: 0 S: 5 P: 8
10: R: 0 H: 0 E: 0 LOB: 0 K: 0 BB: 0 S: 6 P: 10
11: R: 0 H: 0 E: 0 LOB: 3 K: 1 BB: 3 S: 13 P: 28
12: R: 0 H: 1 E: 0 LOB: 2 K: 1 BB: 1 S: 15 P: 22
13: R: 0 H: 0 E: 0 LOB: 0 K: 1 BB: 0 S: 10 P: 15
14: R: 0 H: 1 E: 0 LOB: 0 K: 0 BB: 0 S: 4 P: 4
15: R: 0 H: 0 E: 0 LOB: 0 K: 1 BB: 0 S: 10 P: 14
1B: 8 2B: 4 3B: 0 HR: 1 SF: 0 SAC: 0 DP: 4 HBP: 0
WP: 0 PB: 0 SB: 2 CS: 0 PA: 64
PITCHER IP WLS BF H R ER SO BB IBB HBP BLK WP HR S P ERA WHIP
Jason Hirsh, R (1, 1) ERA: 6.04 3.0 16 6 3 3 1 1 0 0 0 0 1 31 51 9.00 2.333
Russ Springer, R (4, 1) ERA: 3.53 1.0 2 0 0 0 0 0 0 0 0 0 0 2 3 0.00 0.000
Dave Borkowski, R (5, 1) ERA: 4.69 1.1 12 4 3 2 1 2 2 0 0 0 0 15 38 13.50 4.500
Chad Qualls, R (6, 1) ERA: 3.83 0.2 1 0 0 0 0 0 0 0 0 0 0 3 3 0.00 0.000
54 Brad Lidge, R (7, 1) ERA: 5.35 2.0 7 1 0 0 3 0 0 0 0 0 0 16 25 0.00 0.500
PITCHER IP WLS BF H R ER SO BB IBB HBP BLK WP HR S P ERA WHIP
Dan Wheeler, R (9, 1) ERA: 2.41 3.0 12 0 0 0 1 1 2 0 0 0 0 0 24 46 0.00 0.333
64 Fernando Nieve, R (12, 1) ERA: 4.09 1.0 5 1 0 0 1 1 0 0 0 0 0 0 15 22 0.00 2.000
43 Chris Sampson, R (13, 1) ERA: 2.1 2.2 W 8 1 0 0 1 0 0 0 0 0 0 0 19 27 0.00 0.375
Trever Miller, L (15, 1) ERA: 2.96 0.1 S 1 0 0 0 1 0 0 0 0 0 0 0 5 6 0.00 0.000
Houston Astros @ Pittsburgh Pirates
PNC Park, Pittsburgh, PA
Wed Sep 27 2006, 7:05 PM EDT
Att. 16,352 - Partly Cloudy - 67 F
livebaseballscorecards.com
AB 55
R 6
H 13
RBI 5
BB 9
SO 9
LOB 26

Batter	1	2	3	4	5	6	7	8	9	AB	R	H	RBI	BB	SO	LOB
Willy Taveras, R (1, 8) OBP: 0.332, SLG: 0.338	C B F B F X 2-2 ① G4-3			B B C B X 3-1 ① G5-3	F B B X 2-1 ② FC1-2 BB 1-2 2-3 3-Hf		B D X 2-0 ③ G4-3			4	0	0	0	0	0	4
Morgan Ensberg, R (1, 5) OBP: 0.396, SLG: 0.464	C B B C B X 3-2 ② F7			S B X 1-1 ② G1-3	C B B S F F F B B 4-2 17 FC6-4 BB 1-2 2-3 3-H			F S B F B F H 3-2 17 G6-3 HBP		2	0	0	1	1	0	0
17 Lance Berkman, S (1, 3) OBP: 0.419, SLG: 0.622	X 0-0 ③ P3			B B C B F F C 3-3 ③ K	B X 1-0 ③ FC6-4 1-2f			X 0-0 ① ② G6-3 1-2f		4	0	0	0	0	1	4
Luke Scott, L (1, 7) OBP: 0.436, SLG: 0.650		X 0-0 ① G3			C S F B B S 2-3 ① K	S X 0-1 ① G2-3		F X 0-1 ③ F7		4	0	0	0	0	1	0
2 Chris Burke, R (1, 4) OBP: 0.345, SLG: 0.414		B B C X 2-1 ② G5-3			X 0-0 16 1B 28 1B 1B	C X 0-1 ② B1			F B F F B B X 3-2 ① P4	4	1	1	0	0	0	0
16 Jason Lane, R (1, 9) OBP: 0.322, SLG: 0.398 Aubrey Huff, L (9, PH) OBP: 0.344, SLG: 0.466 Charlton Jimerson, R (9, PR) OBP: 0.333, SLG: 0.833 (9, 9)		X 0-0 ③ F9			S S X 0-2 28 1B 44 BB 1-2 1B	C F X 0-2 ③ P3			B C B B F B 4-2 S BB	3 0 0	1 0 0	1 0 0	0 0 0	0 1 0	0 0 0	0 0 0
28 Adam Everett, R (1, 6) OBP: 0.289, SLG: 0.352			C X 0-1 ① G6-3		B X 1-0 44 BB HBP FC1-2 1-3 2-H 1B		B C X 1-1 ① F7		B X 1-0 ② F9	4	0	1	1	0	0	1
Brad Ausmus, R (1, 2) OBP: 0.306, SLG: 0.283			C B B X 2-1 ② G1-3		H 1-0 FC1-2 44 BB BB 1-2 HBP		C S B F B B F F F 4-2 D 44 SH1-4 BB		1 SAFE B B X 2-0 ③ 1-2 F9	2	1	0	0	1	0	1
44 Roy Oswalt, R (1, 1) OBP: 0.200, SLG: 0.212 Trever Miller, R (8, 1) Chad Qualls, R (8, 1) 54 Brad Lidge, R (9, 1)			B F B C B X 3-2 ③ F8		B B B C B 4-1 BB FC1-2 1-2 2-3 3-H BB		L X 0-1 ② SH1-4 1-2			1 0 0 0	0 0 0 0	0 0 0 0	1 0 0 0	1 0 0 0	0 0 0 0	0 0 0 0
Inning Stats	R: 0 E: 0 K: 0 S: 8 H: 0 LOB: 0 BB: 0 P: 13	R: 0 E: 0 K: 0 S: 4 H: 0 LOB: 0 BB: 0 P: 6	R: 0 E: 0 K: 0 S: 7 H: 0 LOB: 0 BB: 0 P: 12	R: 0 E: 0 K: 1 S: 8 H: 0 LOB: 0 BB: 0 P: 15	R: 3 E: 0 K: 1 S: 18 H: 3 LOB: 3 BB: 2 P: 33	R: 0 E: 0 K: 0 S: 7 H: 0 LOB: 0 BB: 0 P: 7	R: 0 E: 0 K: 0 S: 11 H: 0 LOB: 1 BB: 1 P: 18	R: 0 E: 0 K: 0 S: 7 H: 0 LOB: 0 BB: 0 P: 10	R: 0 E: 0 K: 0 S: 8 H: 0 LOB: 2 BB: 1 P: 18	1B: 3 2B: 0 3B: 0 HR: 0	SF: 0 SAC: 1 DP: 1 HBP: 2					

PITCHER		IP	WLS	BF	H	R	ER	SO	BB	IBB	HBP	BLK	WP	HR	S	P	ERA	WHIP
24 Tom Gorzelanny, L ERA: 3.79	(1, 1)	7.0	L	28	3	3	3	2	3	0	1	0	0	0	63	104	3.86	0.857
36 Juan Pablo Perez, L ERA: 9.0	(8, 1)	1.0		3	0	0	0	0	0	0	1	0	0	0	7	10	0.00	0.000
44 Josh Sharpless, R ERA: 1.5	(9, 1)	1.0		4	0	0	0	0	1	0	0	0	0	0	8	18	0.00	1.000

PITCHER	IP	WLS	BF	H	R	ER	SO	BB	IBB	HBP	BLK	WP	HR	S	P	ERA	WHIP

Houston Astros @ Pittsburgh Pirates

PNC Park, Pittsburgh, PA

Thu Sep 28 2006, 12:35 PM EDT

Att. 12,671 - Drizzle - 57 F

TOP

livebaseballscorecards.com

AB	28
R	3
H	3
RBI	3
BB	4
SO	2
LOB	10

WP: 0	PA: 35		
PB: 0			
SB: 1			
CS: 0			

Houston Astros @ Pittsburgh Pirates

PNC Park, Pittsburgh, PA

Thu Sep 28 2006, 12:35 PM EDT

Att. 12,671 - Drizzle - 57 F

BOTTOM

Batter	1	2	3	4	5	6	7	8	9	AB	R	H	RBI	BB	SO	LOB
6 Chris Duffy, L (1, 8) OBP: 0.313, SLG: 0.327	C B C B S 2-3 ① K		B F B F S 2-3 ② K			X 0-0 ① B1-3		S C S 0-3 ① K		4	0	0	0	0	3	0
2 Jack Wilson, R (1, 6) OBP: 0.318, SLG: 0.373	X 0-0 12 G6-3 2B		B B B B 4-0 12 FC5-4 BB			C S T X 0-2 1B 1B		X 0-0 12 G5-4-3 1B		3	0	3	0	1	0	0
12 Freddy Sanchez, R (1, 5) OBP: 0.379, SLG: 0.475	B F X 1-1 ② G6-3 2-3		B X 1-0 ③ FC5-4 1-2f			1 SAFE X 0-0 ② P6		B X 1-0 ②③ G5-4-3 1-2f		4	0	0	0	0	0	4
Jason Bay, R (1, 7) OBP: 0.396, SLG: 0.536	D S D B D 4-1 BB			B B C S X 2-2 41 G4-6-3 1B		C F F X 0-2 41 HBP 1-3 1B			C F X 0-2 ① F8	3	0	2	0	1	0	0
41 Ryan Doumit, S (1, 3) OBP: 0.321, SLG: 0.401	B D C C C 2-3 ③ K			B B X 2-0 ①② G4-6-3 1-2f		B B B C F F F F F 4-2 H HBP 1-2			B B X 2-0 ② G6-3	3	0	0	0	0	1	3
Xavier Nady, R (1, 9) OBP: 0.333, SLG: 0.451		S B F X 1-2 ① G1-3		X 0-0 ③ L9		B X 1-0 ③ G6-3			B F B F F F S 2-3 ③ K	4	0	0	0	0	1	3
Jose Castillo, R (1, 4) OBP: 0.300, SLG: 0.384		B X 1-0 ② G6-3		C F B B X 2-2 ① G3			X 0-0 ① F8			3	0	0	0	0	0	0
Carlos Maldonado, R (1, 2) OBP: 0.188, SLG: 0.133		B X 1-0 ③ F9		B S B F F S 2-3 ② K			C B B X 2-1 ② G5-3			3	0	0	0	0	1	0
24 Tom Gorzelanny, R (1, 1) 10 Rajai Davis, R (7, PH) OBP: 0.250, SLG: 0.214 36 Juan Pablo Perez, R (8, 1) 44 Josh Sharpless, R (9, 1)			B C C C 1-3 ① K			C S T 0-2 ③ K		B B B C C C X 3-2 ③ F8		2 1 0 0	0 0 0 0	0 0 0 0	0 0 0 0	0 0 0 0	2 0 0 0	0 0 0 0
Inning Stats	R: 0 H: 1 E: 0 LOB: 2 K: 2 BB: 1 S: 10 P: 19	R: 0 H: 0 E: 0 LOB: 0 K: 0 BB: 0 S: 5 P: 8	R: 0 H: 0 E: 0 LOB: 1 K: 2 BB: 1 S: 7 P: 15	R: 0 H: 1 E: 0 LOB: 0 K: 0 BB: 0 S: 5 P: 9	R: 0 H: 0 E: 0 LOB: 0 K: 2 BB: 0 S: 10 P: 14	R: 0 H: 2 E: 0 LOB: 3 K: 0 BB: 0 S: 17 P: 22	R: 0 H: 0 E: 0 LOB: 0 K: 0 BB: 0 S: 6 P: 11	R: 0 H: 1 E: 0 LOB: 0 K: 1 BB: 0 S: 5 P: 6	R: 0 H: 0 E: 0 LOB: 0 K: 1 BB: 0 S: 9 P: 13	1B: 4 2B: 1 3B: 0 HR: 0	SF: 0 SAC: 0 DP: 2 HBP: 1			WP: 0 PB: 0 SB: 0 CS: 0	PA: 33		

livebaseballscorecards.com

	AB	30
	R	0
	H	5
	RBI	0
	BB	2
	SO	8
	LOB	10

PITCHER		IP	WLS	BF	H	R	ER	SO	BB	IBB	HBP	BLK	WP	HR	S	P	ERA	WHIP
44 Roy Oswalt, R ERA: 2.98	(1, 1)	7.0	W	27	4	0	0	6	2	0	1	0	0	0	60	98	0.00	0.857
Trever Miller, L ERA: 2.94	(8, 1)	0.1	H	1	0	0	0	1	0	0	0	0	0	0	3	3	0.00	0.000
Chad Qualls, R ERA: 3.8	(8, 1)	0.2	H	2	1	0	0	0	0	0	0	0	0	0	2	3	0.00	1.500
54 Brad Lidge, R ERA: 5.28	(9, 1)	1.0	S	3	0	0	0	1	0	0	0	0	0	0	9	13	0.00	0.000

PITCHER	IP	WLS	BF	H	R	ER	SO	BB	IBB	HBP	BLK	WP	HR	S	P	ERA	WHIP

Cincinnati Reds @ Pittsburgh Pirates

PNC Park, Pittsburgh, PA

Fri Sep 29 2006, 7:05 PM EDT

Att. 27,033 - Cloudy - 53 F

TOP

livebaseballscorecards.com

Batter	1	2	3	4	5	6	7	8	9	AB	R	H	RBI	BB	SO	LOB
27 Chris Denorfia, R (1, 8) OBP: 0.355, SLG: 0.364	FC1-6 1B		G1-3		B5-3		F8		BB	4	0	1	0	1	0	0
Norris Hopper, R (1, 9) OBP: 0.435, SLG: 0.462 Todd Hollandsworth, L (8, 9) OBP: 0.280, SLG: 0.436	FC1-6 12 S 1B 1-2f		CS 1B		HR BB		WP 1B 1B		F9	3 1	2 0	2 0	0 0	1 0	0 0	1 1
Rich Aurilia, R (1, 3) OBP: 0.349, SLG: 0.518 (9, 5)	12 S 1B 1-2		G4-3 1-2		1-H HR		1-H 1B		G6-3	5	1	3	3	0	0	2
12 Edwin Encarnación, R (1, 5) OBP: 0.360, SLG: 0.477 Scott Hatteberg, L (9, 3) OBP: 0.390, SLG: 0.438	K 1-2 2-3			G6-3			G3			4 0	0 0	0 0	0 0	0 0	1 0	3 0
Adam Dunn, L (1, 7) OBP: 0.366, SLG: 0.495 Dewayne Wise, L (8, 7) OBP: 0.206, SLG: 0.265	K			4 G4-3 9 1B 2B		4 G6-4-3 1B		K		4 0	1 0	2 0	0 0	0 0	2 0	2 0
4 Brandon Phillips, R (1, 4) OBP: 0.324, SLG: 0.427		F9		G4-3 2-3		G6-4-3 1-2f		K		4	0	0	0	0	1	2
9 Juan Castro, R (1, 6) OBP: 0.285, SLG: 0.357		F7		2B 3-H 1B		FC6-4 1B		WP 3B		4	1	3	1	0	0	0
Jason LaRue, R (1, 2) OBP: 0.317, SLG: 0.346		1B		1-H 2B		FC6-4 1-2f		G4-3 3-H		4	0	2	0	0	0	1
39 Aaron Harang, R (1, 1) OBP: 0.132, SLG: 0.108		G5-3			K		G3-1		K	4	0	0	0	0	2	1

	AB	37
	R	5
	H	13
	RBI	4
	BB	2
	SO	6
	LOB	13

Inning Stats										
	R: 0 E: 0 K: 2 S: 14	H: 2 LOB: 2 BB: 0 P: 22	R: 0 E: 0 K: 0 S: 7	H: 1 LOB: 1 BB: 0 P: 12	R: 0 E: 0 K: 0 S: 8	H: 1 LOB: 0 BB: 0 P: 11	R: 1 E: 0 K: 0 S: 11	H: 3 LOB: 2 BB: 0 P: 20	R: 2 E: 0 K: 1 S: 7	H: 1 LOB: 0 BB: 1 P: 14
	R: 0 E: 0 K: 0 S: 9	H: 2 LOB: 1 BB: 0 P: 15	R: 1 E: 0 K: 0 S: 12	H: 2 LOB: 1 BB: 0 P: 19	R: 1 E: 0 K: 2 S: 12	H: 1 LOB: 0 BB: 0 P: 19	R: 0 E: 0 K: 1 S: 11	H: 0 LOB: 1 BB: 1 P: 21	1B: 9 2B: 2 3B: 1 HR: 1	SF: 0 SAC: 0 DP: 1 HBP: 0
	WP: 2 PB: 0 SB: 2 CS: 1	PA: 39								

PITCHER		IP	WLS	BF	H	R	ER	SO	BB	IBB	HBP	BLK	WP	HR	S	P	ERA	WHIP
57 Zach Duke, L ERA: 4.47	(1, 1)	6.2	L	30	12	4	4	3	1	0	0	0	1	1	65	108	5.40	1.950
55 Matt Capps, R ERA: 3.86	(7, 1)	0.1		1	0	0	0	0	0	0	0	0	0	0	3	5	0.00	0.000
36 Juan Pablo Perez, L ERA: 8.1	(8, 1)	0.1		1	0	0	0	1	0	0	0	0	0	0	3	4	0.00	0.000
59 Brian Rogers, R ERA: 8.31	(8, 1)	1.2		7	1	1	1	2	1	0	0	0	1	0	20	36	5.40	1.200

PITCHER	IP	WLS	BF	H	R	ER	SO	BB	IBB	HBP	BLK	WP	HR	S	P	ERA	WHIP

Batter	1	2	3	4	5	6	7	8	9	AB	R	H	RBI	BB	SO	LOB
6 Chris Duffy, L (1, 8) OBP: 0.318, SLG: 0.339	F F B X 1-2 G4-3 ①		B X 1-0 2B		C X 0-1 2B		B C X 1-1 2 SF9 2 BLK 1-2 1B			4	0	3	0	0	0	0
2 Jack Wilson, R (1, 6) OBP: 0.315, SLG: 0.371	X 0-0 P4 ②		C X 0-1 G1-3 ③		B B F X 2-2 L7 ②		B C S X 1-2 SF9 ② 1-3 2-H			3	0	0	1	0	0	2
12 Freddy Sanchez, R (1, 5) OBP: 0.380, SLG: 0.476	F X 0-1 1B			C S B B X 2-2 26 1B 1B 1B	B C X 1-1 L7 ③		L F X 0-2 G4-3 ③			4	1	2	0	0	0	2
Jason Bay, R (1, 7) OBP: 0.395, SLG: 0.533	X 0-0 F9 ③			X 0-0 F9 ①		C H 1-1 HBP		C S F B B B S 3-3 K ①		3	0	0	0	0	1	2
Xavier Nady, R (1, 3) OBP: 0.332, SLG: 0.449		B F X 1-1 F7 ①		X 0-0 26 1B 1-2 1B		B 1 SAFE F C X 1-2 L9 ①		C B B S B F T 3-2 K ②		4	0	1	0	0	1	1
26 Ronny Paulino, R (1, 2) OBP: 0.361, SLG: 0.393		B S C F B T 2-2 K ②		X 0-0 1-3 2-H 1B		B C C S 2-3 K ②		F B S B X 2-2 G3 ③		4	0	1	1	0	2	1
José Bautista, R (1, 9) OBP: 0.336, SLG: 0.424		B B C F S 2-3 K ③		L S D X 1-2 P4 ②		B S F B C 2-3 K ③			S S X 0-2 G6-3 ①	4	0	0	0	0	2	3
Jose Castillo, R (1, 4) OBP: 0.298, SLG: 0.381			B B C S X 2-2 G3 ①	B F F X 1-2 L9 ③			X 0-0 F7 ①		C X 0-1 G4-3 ②	4	0	0	0	0	0	2
57 Zach Duke, L (1, 1) OBP: 0.203, SLG: 0.235 55 Matt Capps, R (7, 1) Joe Randa, R (7, PH) OBP: 0.313, SLG: 0.385 36 Juan Pablo Perez, R (8, 1) 59 Brian Rogers, R (8, 1) 41 Ryan Doumit, S (9, PH) OBP: 0.320, SLG: 0.399			C F S 0-3 K ②		C B C S 1-3 K ①		B F X 1-1 2 BLK 6 1B 2 SF9 1B		B C F B S 2-3 K ③	2 0 1 0 0 0 1	0 0 1 0 0 0 0	0 0 1 0 0 0 0	0 0 0 0 0 0 0	0 0 0 0 0 0 0	2 0 0 0 0 0 1	0 0 0 0 0 0 0
Inning Stats	R: 0 E: 0 K: 0 S: 7 H: 1 LOB: 1 BB: 0 P: 8	R: 0 E: 0 K: 2 S: 9 H: 0 LOB: 0 BB: 0 P: 14	R: 0 E: 0 K: 1 S: 9 H: 1 LOB: 1 BB: 0 P: 12	R: 1 E: 0 K: 0 S: 12 H: 3 LOB: 2 BB: 0 P: 16	R: 0 E: 0 K: 1 S: 10 H: 1 LOB: 1 BB: 0 P: 14	R: 0 E: 0 K: 2 S: 10 H: 0 LOB: 1 BB: 0 P: 16	R: 1 E: 0 K: 0 S: 11 H: 2 LOB: 1 BB: 0 P: 14	R: 0 E: 0 K: 2 S: 13 H: 0 LOB: 0 BB: 0 P: 21	R: 0 E: 0 K: 1 S: 8 H: 0 LOB: 0 BB: 0 P: 10	1B: 6 2B: 2 3B: 0 HR: 0	SF: 1 SAC: 0 DP: 0 HBP: 1				WP: 0 PB: 0 SB: 0 CS: 0	PA: 36	

PITCHER	IP	WLS	BF	H	R	ER	SO	BB	IBB	HBP	BLK	WP	HR	S	P	ERA	WHIP
39 Aaron Harang, R (1, 1) ERA: 3.76	9.0	W	36	8	2	2	9	0	0	1	1	0	0	89	125	2.00	0.889

PITCHER	IP	WLS	BF	H	R	ER	SO	BB	IBB	HBP	BLK	WP	HR	S	P	ERA	WHIP

Cincinnati Reds @ Pittsburgh Pirates

PNC Park, Pittsburgh, PA

Fri Sep 29 2006, 7:05 PM EDT

Att. 27,033 - Cloudy - 53 F

BOTTOM

livebaseballscorecards.com

AB	34
R	2
H	8
RBI	2
BB	0
SO	9
LOB	13

Batter	1	2	3	4	5	6	7	8	9	AB	R	H	RBI	BB	SO	LOB
27 Chris Denorfia, R (1, 8) OBP: 0.360, SLG: 0.363	C B C F B S 2-3 ① K			X 0-0 G2-6-3 1B		B B B C B 4-1 12 1B BB		X 0-0 ② F9		3	0	1	0	1	1	0
Scott Hatteberg, L (1, 3) OBP: 0.389, SLG: 0.436	C B B X 2-1 ② L7			B F F X 1-2 ①② G2-6-3 1-2f		1 SAFE X 0-0 ② L8		B C B C B F X 3-2 1B		4	0	1	0	0	0	2
12 Edwin Encarnación, R (1, 5) OBP: 0.362, SLG: 0.478	B F B B X 3-1 ③ P4			S F B F B X 2-2 S 1B		1 SAFE X 0-0 1-2 1B		B S F F C 1-3 ③ K		4	0	2	0	0	1	1
Adam Dunn, L (1, 7) OBP: 0.366, SLG: 0.492		C F B B X 2-2 ① P4		B F F B D B 4-2 26 FC6-4 1-2 BB		S C B X 1-2 ③ G3			X 0-0 ① F7	3	0	0	0	1	0	2
26 David Ross, R (1, 2) OBP: 0.351, SLG: 0.584		F B C B S 2-3 ② K		C B S S X 1-2 ③ FC6-4 1-2f			X 0-0 G4-6-3 1B		B B C S B F S 3-3 ② K	4	0	1	0	0	2	2
Todd Hollandsworth, L (1, 9) OBP: 0.275, SLG: 0.429		S X 0-1 ③ G5-3			C F X 0-2 ① P6		F F B F B X 2-2 ①② G4-6-3 1-2f		F S S 0-3 ③ K	4	0	0	0	0	1	1
9 Juan Castro, R (1, 6) OBP: 0.286, SLG: 0.356		C B B S X 2-2 ① F9			F F B X 1-2 ② G6-3		S B B S X 2-2 1B			3	0	1	0	0	0	0
Ray Olmedo, S (1, 4) OBP: 0.267, SLG: 0.317		C F B X 1-2 ② G3			C B B B X 3-1 ③ F7		B X 1-0 ③ F8			3	0	0	0	0	0	1
61 Bronson Arroyo, R (1, 1) OBP: 0.143, SLG: 0.222 Dewayne Wise, L (8, PH) OBP: 0.200, SLG: 0.257 56 Todd Coffey, R (8, 1)		B F B S S S 2-3 ③ K				X 0-0 ① B1-3		F F F X 0-2 ① F8		2 1 0	0 0 0	0 0 0	0 0 0	0 0 0	1 0 0	0 0 0
Inning Stats	R: 0 H: 0 E: 0 LOB: 0 K: 1 BB: 0 S: 8 P: 15	R: 0 H: 0 E: 0 LOB: 0 K: 1 BB: 0 S: 8 P: 12	R: 0 H: 0 E: 0 LOB: 0 K: 1 BB: 0 S: 9 P: 14	R: 0 H: 2 E: 0 LOB: 2 K: 0 BB: 1 S: 13 P: 21	R: 0 H: 0 E: 0 LOB: 0 K: 0 BB: 0 S: 8 P: 12	R: 0 H: 1 E: 0 LOB: 2 K: 0 BB: 1 S: 7 P: 12	R: 0 H: 2 E: 0 LOB: 1 K: 0 BB: 0 S: 9 P: 14	R: 0 H: 1 E: 0 LOB: 1 K: 1 BB: 0 S: 13 P: 17	R: 0 H: 0 E: 0 LOB: 0 K: 2 BB: 0 S: 8 P: 11	1B: 6 SF: 0 2B: 0 SAC: 0 3B: 0 DP: 2 HR: 0 HBP: 0						WP: 0 PA: 33 PB: 0 SB: 1 CS: 0

PITCHER	IP	WLS	BF	H	R	ER	SO	BB	IBB	HBP	BLK	WP	HR	S	P	ERA	WHIP
39 Marty McLeary, R (1, 1) ERA: 2.04	7.0	W	26	5	0	0	3	2	0	0	0	0	0	62	100	0.00	1.000
55 Matt Capps, R (8, 1) ERA: 3.81	1.0	H	4	1	0	0	1	0	0	0	0	0	0	13	17	0.00	1.000
16 Salomon Torres, R (9, 1) ERA: 3.31	1.0	S	3	0	0	0	2	0	0	0	0	0	0	8	11	0.00	0.000

PITCHER	IP	WLS	BF	H	R	ER	SO	BB	IBB	HBP	BLK	WP	HR	S	P	ERA	WHIP

TOP

Cincinnati Reds @ Pittsburgh Pirates

PNC Park, Pittsburgh, PA

Sat Sep 30 2006, 7:05 PM EDT
Att. 35,514 - Cloudy - 57 F

livebaseballscorecards.com

AB	31
R	0
H	6
RBI	0
BB	2
SO	6
LOB	9

Batter	1	2	3	4	5	6	7	8	9	AB	R	H	RBI	BB	SO	LOB
6 Chris Duffy, L (1, 8) OBP: 0.317, SLG: 0.338	B X 1-0 G3 ①		C B F F F X 1-2 G4-3 ①		B X 1-0 1B		C X 0-1 G3 ①			4	0	1	0	0	0	0
2 Jack Wilson, R (1, 6) OBP: 0.315, SLG: 0.369	C X 0-1 P6 ②		B C B B B B 4-2 12 FC3-6 BB		1 C F B S SAFE 1-3 K ②		X 0-0 L5 ②			3	0	0	0	1	1	1
12 Freddy Sanchez, R (1, 4) OBP: 0.378, SLG: 0.472	B B C F X 2-2 F7 ③		C F X 0-2 FC3-6 1B ② 1-2f		X 0-0 P3 ③		C B F F X 1-2 G6-3 ③			4	0	0	0	0	0	2
Jason Bay, R (1, 7) OBP: 0.396, SLG: 0.533		B C S S X 1-2 G5-3 ①	C X 0-1 1-2 1B			X 0-0 41 HBP 1B 1B 1B		B X 1-0 P6 ①		4	1	2	0	0	0	0
41 Ryan Doumit, S (1, 3) OBP: 0.324, SLG: 0.393 16 Salomon Torres, R (9, 1) OBP: 0.200, SLG: 0.200		C B B B B 4-1 26 2B BB	C X 0-1 G4-3 ③			C S B H 2-2 1B 1-2 1B HBP		S B F B F B S 3-3 K ②		2 0	2 0	0 0	0 0	1 0	1 0	2 0
26 Ronny Paulino, R (1, 2) OBP: 0.360, SLG: 0.394		C B C X 1-2 1-H 2B		C B X 1-1 P3 ①		C B X 1-1 F3 ①		C B X 1-1 G6-3 ③		4	0	1	1	0	0	2
Xavier Nady, R (1, 9) OBP: 0.334, SLG: 0.450		B C X 1-1 P3 ②		B C X 1-1 G5-4-3 1B		C B X 1-1 1B 39 CS 1-2 2-3 1B				3	0	2	0	0	0	1
José Bautista, R (1, 5) OBP: 0.338, SLG: 0.424		I I I I 4-0 IBB		C B X 1-1 G5-4-3 ② ③ 1-2f		C B D X 2-1 39 CS 1-3 2-H 3-H 1B				2	0	1	2	1	0	1
39 Marty McLeary, R (1, 1) 55 Matt Capps, R (8, 1) Joe Randa, R (9, 3) OBP: 0.313, SLG: 0.385		C F C 0-3 K ③			C B C B C 2-3 K ①	L B P X 2-1 G6-3 ② ③ 1-2 3-H				3 0 0	0 0 0	0 0 0	0 0 0	0 0 0	2 0 0	4 0 0
Inning Stats	R: 0 E: 0 K: 0 S: 6 H: 0 LOB: 0 BB: 0 P: 9	R: 1 E: 0 K: 1 S: 12 H: 1 LOB: 2 BB: 2 P: 23	R: 0 E: 0 K: 0 S: 14 H: 1 LOB: 2 BB: 1 P: 19	R: 0 E: 0 K: 0 S: 6 H: 1 LOB: 0 BB: 0 P: 9	R: 0 E: 0 K: 2 S: 8 H: 1 LOB: 1 BB: 0 P: 12	R: 2 E: 0 K: 0 S: 12 H: 3 LOB: 1 BB: 0 P: 19	R: 0 E: 0 K: 0 S: 7 H: 0 LOB: 0 BB: 0 P: 8	R: 0 E: 0 K: 1 S: 7 H: 0 LOB: 0 BB: 0 P: 12		1B: 6 2B: 1 3B: 0 HR: 0	SF: 0 SAC: 0 DP: 1 HBP: 1			WP: 0 PB: 0 SB: 0 CS: 2		PA: 33

PITCHER		IP	WLS	BF	H	R	ER	SO	BB	IBB	HBP	BLK	WP	HR	S	P	ERA	WHIP
61 Bronson Arroyo, R ERA: 3.29	(1, 1)	7.0	L	30	7	3	3	3	2	1	1	0	0	0	65	99	3.86	1.286
56 Todd Coffey, R ERA: 3.51	(8, 1)	1.0		3	0	0	0	1	0	0	0	0	0	0	7	12	0.00	0.000

PITCHER	IP	WLS	BF	H	R	ER	SO	BB	IBB	HBP	BLK	WP	HR	S	P	ERA	WHIP

BOTTOM

Cincinnati Reds @ Pittsburgh Pirates

PNC Park, Pittsburgh, PA

Sat Sep 30 2006, 7:05 PM EDT

Att. 35,514 - Cloudy - 57 F

livebaseballscorecards.com

AB	29
R	3
H	7
RBI	3
BB	3
SO	4
LOB	13

Cincinnati Reds @ Pittsburgh Pirates

PNC Park, Pittsburgh, PA

Sun Oct 01 2006, 1:35 PM EDT

Att. 25,004 - Partly Cloudy - 63 F

TOP

livebaseballscorecards.com

Batter	1	2	3	4	5	6	7	8	9	AB	R	H	RBI	BB	SO	LOB
27 Chris Denorfia, R (1, 8) OBP: 0.356, SLG: 0.368	B B X 2-0 G6-3		C B X 1-1 G6-3			X 0-0 2B		B S X 1-1 G4-3		4	0	1	0	0	0	1
9 Juan Castro, R (1, 5) OBP: 0.281, SLG: 0.351	C C F X 0-2 G6-3			X 0-0 G4-3		B X 1-0 G6-3			B F X 1-1 G5-3	4	0	0	0	0	0	1
12 Edwin Encarnación, R (1, 3) OBP: 0.359, SLG: 0.473	B X 1-0 G4-3			B F F F S 1-3 K			S B X 1-1 L6		X 0-0 E6 26 WP	4	0	0	0	0	1	0
Adam Dunn, L (1, 7) OBP: 0.365, SLG: 0.490		X 0-0 G6-3 1B		B B X 2-0 P4			S B B X 2-1 P5		C B S B S 2-3 K	4	0	1	0	0	1	1
26 David Ross, R (1, 2) OBP: 0.353, SLG: 0.579 4 Brandon Phillips, R (9, PR) OBP: 0.324, SLG: 0.427		X 0-0 F8			X 0-0 P3		F B B B B 4-1 1B BB		S B S S F B B B F D 4-2 2-3 BB	2	0	0	0	2	0	1
										0	0	0	0	0	0	0
Brendan Harris, R (1, 4) OBP: 0.319, SLG: 0.357 Javier Valentin, S (9, PH) OBP: 0.313, SLG: 0.441	B F X 1-1 G6-3 1-2f				C B B F F X 2-2 G6-3		C S B B B F B X 3-2 FC6-4 1-2 1B		C B F F F F F D S 2-3 K	3	0	1	0	0	0	1
										1	0	0	0	0	1	2
Ray Olmedo, S (1, 6) OBP: 0.271, SLG: 0.318			C S X 0-2 31 SH3-4 1B		C B S X 1-2 G4-3		S B B X 2-1 FC6-4 1-2f			3	0	1	0	0	0	2
Dewayne Wise, L (1, 9) OBP: 0.184, SLG: 0.237			X 0-0 F7			B B C X 2-1 P4		C B C S 1-3 K		3	0	0	0	0	1	1
31 Matt Belisle, R (1, 1)			M L B X 1-2 SH3-4 1-2			C F F B X 1-2 G5-3		X 0-0 L6		1	0	0	0	0	0	0
Ryan Franklin, R (7, 1)										0	0	0	0	0	0	0
Royce Clayton, R (8, PH) OBP: 0.307, SLG: 0.341										1	0	0	0	0	0	0
56 Todd Coffey, R (8, 1)										0	0	0	0	0	0	0
Inning Stats	R: 0 E: 0 K: 0 S: 6 H: 0 LOB: 0 BB: 0 P: 9	R: 0 E: 0 K: 0 S: 4 H: 1 LOB: 0 BB: 0 P: 5	R: 0 E: 0 K: 0 S: 9 H: 1 LOB: 1 BB: 0 P: 11	R: 0 E: 0 K: 1 S: 6 H: 0 LOB: 0 BB: 0 P: 9	R: 0 E: 0 K: 0 S: 8 H: 0 LOB: 0 BB: 0 P: 11	R: 0 E: 0 K: 0 S: 8 H: 1 LOB: 2 BB: 1 P: 23	R: 0 E: 0 K: 0 S: 11 H: 1 LOB: 2 BB: 1 P: 23	R: 0 E: 0 K: 1 S: 6 H: 0 LOB: 0 BB: 0 P: 8	R: 0 E: 1 K: 2 S: 16 H: 0 LOB: 2 BB: 1 P: 25	1B: 3 2B: 1 3B: 0 HR: 0 SF: 0 SAC: 1 DP: 1 HBP: 0							

	AB	30
	R	0
	H	4
	RBI	0
	BB	2
	SO	4
	LOB	10

WP: 1 PB: 0 SB: 0 CS: 0 PA: 33

PITCHER		IP	WLS	BF	H	R	ER	SO	BB	IBB	HBP	BLK	WP	HR	S	P	ERA	WHIP
27 Shane Youman, L ERA: 2.91	(1, 1)	7.0		25	4	0	0	1	1	0	0	0	0	0	52	80	0.00	0.714
34 John Grabow, L ERA: 4.13	(8, 1)	0.2		2	0	0	0	1	0	0	0	0	0	0	4	5	0.00	0.000
55 Matt Capps, R ERA: 3.79	(8, 1)	0.1	W	1	0	0	0	0	0	0	0	0	0	0	2	3	0.00	0.000
16 Salomon Torres, R ERA: 3.28	(9, 1)	1.0	S	5	0	0	0	2	1	0	0	0	1	0	16	25	0.00	1.000

PITCHER	IP	WLS	BF	H	R	ER	SO	BB	IBB	HBP	BLK	WP	HR	S	P	ERA	WHIP

Batter	1	2	3	4	5	6	7	8	9	AB	R	H	RBI	BB	SO	LOB
José Bautista, R (1, 8) OBP: 0.335, SLG: 0.420	C B B B F X 3-2 ① F8		C B F C 1-3 ③ K			B B X 2-0 ① F7	C B B C S 2-3 ③ K			4	0	0	0	0	2	2
2 Jack Wilson, R (1, 6) OBP: 0.316, SLG: 0.370	C B X 1-1 ② P3			B B B B 4-0 41 L4-6 12 1B BB		B F X 1-1 41 WP 2B		C B F B S 2-3 ① K		3	0	1	0	1	1	0
12 Freddy Sanchez, R (1, 5) OBP: 0.378, SLG: 0.473	F F X 0-2 FC5-4 1B			F X 0-1 1-2 1B		C B D X 2-1 ② L4		F F F F B X 1-2 ② F8		4	0	2	0	0	0	1
Jason Bay, R (1, 7) OBP: 0.396, SLG: 0.532	X 0-0 ③ FC5-4 1-2f			C B B F F B S 3-3 ① K		I I I 4-0 41 WP IBB		X 0-0 PB 41 1B 1B 1B		3	1	1	0	1	1	3
41 Ryan Doumit, S (1, 3) OBP: 0.322, SLG: 0.389		S B B X 2-1 ① F7		F B F F X 1-2 ②③ L4-6 2-2		C B S X 1-2 ③ G6-3 1-2 2-3		C X 0-1 1B 1B 1-2 1B		4	0	1	0	0	0	4
Xavier Nady, R (1, 9) OBP: 0.337, SLG: 0.453		C B X 1-1 G6-3 1B	B F B B X 3-1 G4-3 1B				C B C F B C 2-3 ① K	S B F B X 2-2 1B 1-2 2-H 1B		4	0	3	1	0	1	0
Jose Castillo, R (1, 4) OBP: 0.299, SLG: 0.382		X 0-0 ②③ G6-3 1-2f	B B F S X 2-2 ① G4-3 1-2				C C B X 1-2 1B 1B	B X 1-0 1-2 2-3 1B		4	0	2	0	0	0	2
Carlos Maldonado, R (1, 2) OBP: 0.150, SLG: 0.105			S B F X 1-2 ① G5-3		C B B B X 2-1 ② G5-3		X 0-0 ② L6	S B F T 1-2 ③ K		4	0	0	0	0	1	5
27 Shane Youman, L (1, 1) OBP: 0.429, SLG: 0.429 Joe Randa, R (7, PH) OBP: 0.316, SLG: 0.388 34 John Grabow, L (8, 1) 55 Matt Capps, R (8, 1) 16 Salomon Torres, R (9, 1) OBP: 0.200, SLG: 0.200			B B C B X 3-1 ② G5-3		F T S 0-3 ③ K		X 0-0 1-2 1B			2 1 0 0 0	0 0 0 0 0	0 1 0 0 0	0 0 0 0 0	0 0 0 0 0	1 0 0 0 0	1 0 0 0 0
Inning Stats	R: 0 E: 0 K: 0 S: 9 H: 1 LOB: 1 BB: 0 P: 13	R: 0 E: 0 K: 0 S: 5 H: 1 LOB: 0 BB: 0 P: 8	R: 0 E: 0 K: 1 S: 8 H: 0 LOB: 0 BB: 0 P: 13	R: 0 E: 0 K: 1 S: 10 H: 1 LOB: 1 BB: 1 P: 18	R: 0 E: 0 K: 1 S: 10 H: 1 LOB: 1 BB: 0 P: 17	R: 0 E: 0 K: 0 S: 8 H: 1 LOB: 2 BB: 1 P: 18	R: 0 E: 0 K: 2 S: 12 H: 2 LOB: 2 BB: 0 P: 17	R: 1 E: 0 K: 2 S: 18 H: 4 LOB: 3 BB: 0 P: 25		1B: 10 2B: 2 3B: 0 HR: 0		SF: 0 SAC: 0 DP: 2 HBP: 0		WP: 1 PB: 1 SB: 0 CS: 0	PA: 35	

PITCHER		IP	WLS	BF	H	R	ER	SO	BB	IBB	HBP	BLK	WP	HR	S	P	ERA	WHIP
31 Matt Belisle, R ERA: 3.6	(1, 1)	6.0		23	5	0	0	3	1	1	0	0	1	0	50	87	0.00	1.000
Ryan Franklin, R ERA: 4.54	(7, 1)	1.0		5	2	0	0	2	0	0	0	0	0	0	12	17	0.00	2.000
56 Todd Coffey, R ERA: 3.58	(8, 1)	1.0	L	7	4	1	1	2	0	0	0	0	0	0	18	25	9.00	4.000

PITCHER	IP	WLS	BF	H	R	ER	SO	BB	IBB	HBP	BLK	WP	HR	S	P	ERA	WHIP

BOTTOM

Cincinnati Reds @ Pittsburgh Pirates

PNC Park, Pittsburgh, PA

Sun Oct 01 2006, 1:35 PM EDT
Att. 25,004 - Partly Cloudy - 63 F

livebaseballscorecards.com

AB	33
R	1
H	11
RBI	1
BB	2
SO	7
LOB	18