



Pittsburgh Pirates - 2006

Batter	1	2	3	4	5	6	7	8	9	AB	R	H	RBI	BB	SO	LOB	TOP																		
																												Manatee C.C. Lancers @ Pittsburgh Pirates McKechnie Field, Bradenton, FL Wed Mar 01 2006, 12:05 PM EST livebaseballscorecards.com							
																AB	0																		
																R	0																		
																H	0																		
																RBI	0																		
																BB	0																		
																SO	0																		
																LOB	0																		
																																			
Inning Stats	1B: 0	SF: 0	WP: 0	PA: 0																															
	2B: 0	SAC: 0	FB: 0																																
	3B: 0	DP: 0	SB: 0																																
	HR: 0	HBP: 0	CS: 0																																
PITCHER	IP	WLS	BF	H	R	ER	SO	BB	IBB	HBP	BLK	WP	HR	S	P	ERA	WHIP	PITCHER	IP	WLS	BF	H	R	ER	SO	BB	IBB	HBP	BLK	WP	HR	S	P	ERA	WHIP

Batter	1	2	3	4	5	6	7	8	9	AB	R	H	RBI	BB	SO	LOB	BOTTOM																		
																												Manatee C.C. Lancers @ Pittsburgh Pirates McKechnie Field, Bradenton, FL Wed Mar 01 2006, 12:05 PM EST livebaseballscorecards.com							
																AB	0																		
																R	0																		
																H	0																		
																RBI	0																		
																BB	0																		
																SO	0																		
																LOB	0																		
																																			
Inning Stats	1B: 0	SF: 0	WP: 0	PA: 0																															
	2B: 0	SAC: 0	FB: 0																																
	3B: 0	DP: 0	SB: 0																																
	HR: 0	HBP: 0	CS: 0																																
PITCHER	IP	WLS	BF	H	R	ER	SO	BB	IBB	HBP	BLK	WP	HR	S	P	ERA	WHIP	PITCHER	IP	WLS	BF	H	R	ER	SO	BB	IBB	HBP	BLK	WP	HR	S	P	ERA	WHIP

Batter	1	2	3	4	5	6	7	8	9	AB	R	H	RBI	BB	SO	LOB	TOP																			
6 Chris Duffy, L (1, 10) OBP: 0.333, SLG: 0.333	1-2 P5	0-0 BB 12 HBP 1B		0-3 K		2-2 G6-3		0-0 76 S 1B		5	0	2	1	0	1	0	Pittsburgh Pirates @ Boston Red Sox City of Palms Park, Ft. Myers, FL Sat Mar 04 2006, 1:05 PM EST Att: 7,686 - Sunny - 72 F																			
12 Freddy Sanchez, R (1, 6) OBP: 0.429, SLG: 0.333	G6-3			0-0 F8		0-0 L4		3-3 K		3	0	0	0	0	0	0																				
76 Gookie Dawkins, R (6, 6)		BB HBP						1-2 K		1	0	0	0	0	1	1																				
Jody Gerut, L (1, 9) OBP: 0.429, SLG: 0.200	0-1 FC5-4	4-0			4-0 19 2B 41 HR BB		0-0 P3		2-2 L8		2	1	1	1	2	0																				
10 Rajai Davis, R (6, 9) OBP: 0.333, SLG: 0.400		BB HBP						0-0 L8		1	0	0	0	0	0	1																				
19 José Bautista, R (1, 5) OBP: 0.222, SLG: 0.444	FC5-4	P6			0-0 41 HR 2B		0-0 G6-3		0-3 K		5	1	1	0	0	1																				
41 Ryan Doumit, S (1, 2) OBP: 0.667, SLG: 1.250			0-0 G4-3		3-2 HR		0-0 13 FC6-4 1B		3-0 PB 53 SF7 2B		2	1	1	3	1	0																				
66 Paul Chiaffredo, R (6, 2) OBP: 0.667, SLG: 1.000		BB HBP			2-H 3-H 0-0 G1		0-0 FC6-4 53 BB 1B		1-0 PB HBP		3	1	2	0	0	0																				
Jose Castillo, R (1, 4) OBP: 0.667, SLG: 0.667		BB SAFE			0-0 G1		0-0 FC6-4 53 BB 1B		1-0 PB HBP		1	0	0	0	0	0																				
13 J.J. Furmaniak, R (6, 4)		BB SAFE			0-0 G1		0-0 FC6-4 53 BB 1B		1-0 PB HBP		1	0	0	0	0	1																				
José Hernández, R (1, 3) OBP: 0.400, SLG: 0.250		BB HBP		0-3 K		0-0 1B		4-1 53 BB BB	2-3 K	2	0	1	0	1	1	1																				
Brad Eldred, R (6, 3) OBP: 0.500, SLG: 1.000		BB HBP		0-3 K		0-0 1B		4-1 53 BB BB	2-3 K	1	0	0	0	1	1	2																				
53 Mike Edwards, R (1, 7) OBP: 0.500, SLG: 0.333		BB HBP		0-0 F8		0-3 K		4-0 BB	0-2 SF7	3	1	1	2	1	1	2																				
62 Andrew McCutchen, R (1, 8) OBP: 0.333, SLG: 0.250		BB HBP		0-0 G5-3		0-0 G6-3		2-3 K	3-H F9	5	1	1	0	0	1	5																				
	R: 0 E: 0 K: 0 S: 10	H: 1 LOB: 1 BB: 0 P: 12	R: 3 E: 0 K: 0 S: 11	H: 4 LOB: 3 BB: 3 P: 27	R: 0 E: 0 K: 1 S: 6	H: 1 LOB: 1 BB: 0 P: 6	R: 0 E: 0 K: 1 S: 5	H: 0 LOB: 0 BB: 0 P: 5	R: 3 E: 0 K: 1 S: 10	H: 3 LOB: 1 BB: 1 P: 17	R: 0 E: 0 K: 0 S: 5	H: 0 LOB: 0 BB: 0 P: 7	R: 0 E: 0 K: 2 S: 7	H: 1 LOB: 3 BB: 2 P: 17	R: 0 E: 0 K: 2 S: 10	H: 1 LOB: 1 BB: 0 P: 15	R: 1 E: 0 K: 1 S: 8	H: 1 LOB: 1 BB: 0 P: 14	1B: 9 2B: 2 3B: 0 HR: 1	SF: 1 SAC: 0 DP: 0 HBP: 2	WP: 0 PB: 1 SB: 1 CS: 0	PA: 45														
PITCHER	IP	WLS	BF	H	R	ER	SO	BB	IBB	HBP	BLK	WP	HR	S	P	ERA	WHIP	PITCHER		IP	WLS	BF	H	R	ER	SO	BB	IBB	HBP	BLK	WP	HR	S	P	ERA	WHIP
Bronson Arroyo, R (1, 1) ERA: 16.2	1.2		10	5	3	3	0	2	0	0	0	0	0	20	33	16.20	4.200	48 Franklin Nunez, R (8, 1) ERA: 0.00		1.0		4	1	0	0	2	0	0	0	0	0	10	15	0.00	1.000	
79 Abe Alvarez, L (2, 1) ERA: 27.0	2.1		10	1	0	0	2	1	0	1	0	0	0	12	17	0.00	0.857	Edgar Martinez, R (9, 1) ERA: 0.00		1.0	L	5	1	1	0	1	0	0	1	0	0	8	14	0.00	1.000	
36 Matt Ginter, R (5, 1) ERA: 27.0	1.0		7	3	3	3	1	1	0	0	0	0	1	10	17	27.00	4.000																			
62 Mike Bumatay, L (6, 1) ERA: 4.5	1.0		3	0	0	0	0	0	0	0	0	0	0	5	7	0.00	0.000																			
56 Craig Hansen, R (7, 1) ERA: 4.5	1.0		6	1	0	0	1	2	0	0	0	0	0	7	17	0.00	3.000																			

Batter	1	2	3	4	5	6	7	8	9	AB	R	H	RBI	BB	SO	LOB	BOTTOM																			
2 Willie Harris, L (1, 8) OBP: 0.333, SLG: 0.333	2-2 E6		0-0 1B	1-3 K		0-0 F8		0-3 K		3	1	1	0	0	1	2	Pittsburgh Pirates @ Boston Red Sox City of Palms Park, Ft. Myers, FL Sat Mar 04 2006, 1:05 PM EST Att: 7,686 - Sunny - 72 F																			
60 David Murphy, L (5, 8)			1-2 1B							2	0	0	0	0	1	0																				
Mark Loretta, R (1, 4) OBP: 1.000, SLG: 1.000	2-0 25 G4-6-3 1B		0-0 1B		0-0 P4	0-0 G5-3		0-0 P4		2	0	2	0	0	0	0																				
13 Zach Borowiak, R (4, 4)			1-2 2-H 1B							3	0	0	0	0	0	0																				
Trot Nixon, L (1, 9) OBP: 0.500, SLG: 0.500	1-0 F7		0-0 25 BB 1B		4-1 67 BB 78 1B BB	0-3 K		0-0 F8		2	0	1	1	0	0	2																				
Brandon Moss, L (4, 9)			1-2 2-H 1B							2	1	0	0	1	1	0																				
25 Mike Lowell, R (1, 5) OBP: 0.667, SLG: 1.000	1-0 G4-6-3		4-0 BB		4-0 24 BB 78 1B BB		0-0 FC4-6 1B		2-3 K	1	0	0	0	1	0	2																				
67 Rodney Nye, R (4, 5) OBP: 0.750, SLG: 0.500			1-2 BB		1-2 1B					1	1	1	0	1	0	0																				
53 Ronald Calloway, L (9, PH) OBP: 0.200, SLG: 0.400			0-0 L7		3-2 24 BB 1B		1-3 K		0-0 F8	1	0	0	0	0	1	0																				
20 Kevin Youklis, R (1, 3) OBP: 0.333, SLG: 0.333			0-3 K		1-2 2-H 1B		0-0 K			2	1	1	1	0	1	1																				
78 Josh Preszley, L (4, 3) OBP: 0.333, SLG: 0.333										2	1	1	1	0	1	1																				
Josh Bard, S (1, 2) OBP: 0.667, SLG: 1.000		0-0 G6-3		4-0 83 E BB	4-0 1B 64 1B BB		0-3 K			1	0	0	0	1	0	0																				
24 Dusty Brown, R (5, 2) OBP: 0.667, SLG: 1.000					1-2 2-H 1B					0	1	0	0	1	0	0																				
63 Luis Jimenez, L (7, PH) OBP: 0.200, SLG: 0.400										1	0	0	0	1	1	1																				
59 Trent Durrington, R (8, 2) OBP: 0.200, SLG: 0.400										0	0	0	0	0	0	0																				
Alex Gonzalez, R (1, 6) OBP: 0.750, SLG: 0.667		4-0 BB		0-0 F7	0-1 64 1B		0-0 FC4-6			1	0	0	0	1	0	1																				
Alejandro Machado, S (5, 6) OBP: 0.750, SLG: 0.667					1-3 2-H 3-H 1B		1-2 1B			2	1	1	2	0	0	1																				
64 Tyler Minges, R (1, 10) OBP: 0.250, SLG: 0.250		0-3 K		0-3 K	0-0 83 G3-6-3 1B		3-1 F9			4	0	1	2	0	2	2																				
83 Luke Allen, L (1, 7) OBP: 0.500, SLG: 0.250			4-0 BB	4-0 SAFE	4-0 SAFE		0-0 G3-1			2	0	0	0	2	0	1																				
	R: 0 E: 1 K: 0 S: 6	H: 1 LOB: 1 BB: 0 P: 12	R: 0 E: 0 K: 1 S: 5	H: 0 LOB: 1 BB: 1 P: 9	R: 1 E: 0 K: 1 S: 6	H: 3 LOB: 2 BB: 2 P: 14	R: 0 E: 1 K: 2 S: 7	H: 0 LOB: 2 BB: 2 P: 16	R: 5 E: 0 K: 0 S: 11	H: 3 LOB: 0 BB: 3 P: 26	R: 0 E: 0 K: 1 S: 5	H: 0 LOB: 0 BB: 0 P: 5	R: 0 E: 0 K: 2 S: 8	H: 1 LOB: 1 BB: 0 P: 9	R: 0 E: 0 K: 1 S: 6	H: 0 LOB: 0 BB: 0 P: 9	R: 0 E: 0 K: 1 S: 5	H: 0 LOB: 0 BB: 0 P: 7	1B: 8 2B: 0 3B: 0 HR: 0	SF: 0 SAC: 0 DP: 2 HBP: 0	WP: 0 PB: 0 SB: 0 CS: 0	PA: 40														
PITCHER	IP	WLS	BF	H	R	ER	SO	BB	IBB	HBP	BLK	WP	HR	S	P	ERA	WHIP	PITCHER		IP	WLS	BF	H	R	ER	SO	BB	IBB	HBP	BLK	WP	HR	S	P	ERA	WHIP
18 Sean Burnett, L (1, 1) ERA: 0.00	1.0		4	1	0	0	0	0	0	0	0	0	0	8	20	0.00	1.000	Michael Gonzalez, L (8, 1) ERA: 0.00		1.0	W	3	0	0	0	1	0	0	0	0	0	5	7	0.00	0.000	
24 Tom Gorzelanny, L (2, 1) ERA: 10.8	1.2		9	3	1	1	1	3	0	0	0	0	0	8	20	5.40	3.600	63 Matt Whiteside, R (9, 1) ERA: 0.00		1.0	S	3	0	0	0	1	0	0	0	0	0	5	7	0.00	0.000	
67 Jorge Vasquez, R (3, 1) ERA: 10.8	1.2		9	0	2	2	3	4	0	0	0	0	0	12	29	10.80	2.400																			
34 John Grabow, L (5, 1) ERA: 16.2	1.2		8	3	3	3	1	1	0	0	0	0	0	14	21	16.20	2.400																			
73 Ron Chiavacci, R (7, 1) ERA: 16.2	1.0		4	1	0	0	2	0	0	0	0	0	0	8	9	0.00	1.000																			

AB 36
R 7
H 12
RBI 7
BB 6
SO 7
LOB 18



AB 32
R 6
H 8
RBI 6
BB 8
SO 9
LOB 15



Batter	1	2	3	4	5	6	7	8	9	AB	R	H	RBI	BB	SO	LOB	TOP										
10 Rajai Davis, R OBP: 0.200, SLG: 0.222 (1, 8)										4	0	0	0	0	1	4	Pittsburgh Pirates @ Detroit Tigers Joker Marchant Stadium, Lakeland, FL Sun Mar 05 2006, 1:05 PM EST Att.: 4,832 - Sunny - 73 F										
13 Nate McLouth, L OBP: 0.444, SLG: 0.429 65 Ray Sadler, R OBP: 0.500, SLG: 0.571 (1, 7)										2	1	1	0	1	0	0											
12 Freddy Sanchez, R OBP: 0.300, SLG: 0.222 3 Javier Guzman, S (6, 6)										3	0	0	0	0	1	3											
Sean Casey, L OBP: 0.600, SLG: 0.800 62 Andrew McCutchen, R OBP: 0.300, SLG: 0.222 (1, 3)										3	0	2	1	0	0	0											
Craig Wilson, R OBP: 0.182, SLG: 0.455 (6, 3)										4	0	0	0	0	0	1											
Joe Randa, R OBP: 0.200, SLG: 0.200 53 Mike Edwards, R OBP: 0.455, SLG: 0.286 (7, PR)										3	0	1	0	0	0	1											
Brad Eldred, R OBP: 0.300, SLG: 0.500 (1, 10)										4	0	0	0	0	1	1											
11 Humberto Cota, R (1, 2)										2	0	0	0	1	0	0											
80 Steven Lerud, L (7, 2)										0	0	0	0	0	0	0											
13 J.J. Furmaniak, R Craig Stansberry, R OBP: 1.000, SLG: 2.500 (6, 4)										1	0	0	0	0	0	0											
Inning Stats	R: 0 E: 0 K: 2 S: 6	H: 0 LOB: 1 BB: 1 P: 11	R: 0 E: 0 K: 0 S: 3	H: 0 LOB: 0 BB: 0 P: 3	R: 0 E: 0 K: 0 S: 3	H: 0 LOB: 1 BB: 0 P: 5	R: 1 E: 1 K: 0 S: 5	H: 1 LOB: 1 BB: 0 P: 5	R: 0 E: 0 K: 1 S: 4	H: 2 LOB: 2 BB: 0 P: 4	R: 0 E: 0 K: 0 S: 4	H: 1 LOB: 1 BB: 2 P: 12	R: 0 E: 0 K: 0 S: 5	H: 0 LOB: 0 BB: 0 P: 3	R: 0 E: 0 K: 0 S: 3	H: 0 LOB: 0 BB: 0 P: 3	1B: 4 2B: 0 3B: 0 HR: 0	SF: 0 SAC: 0 DP: 0 HBP: 1	WP: 0 PB: 0 SB: 1 CS: 0	PA: 34							
PITCHER	IP	WLS	BF	H	R	ER	SO	BB	IBB	HBP	BLK	WP	HR	S	P	ERA	WHIP										
38 Jeremy Bonderman, R ERA: (1, 1)	2.0		6	0	0	0	2	1	0	0	0	0	0	9	14	0.00	0.500										
53 Jordan Tata, R ERA: (6, 1)	2.0	W	10	3	0	0	0	2	0	0	0	0	0	8	16	0.00	2.500										
Frankie De La Cruz, R ERA: (8, 1)	1.0	H	3	0	0	0	1	0	0	0	0	0	0	5	5	0.00	0.000										
Chris Spurling, R ERA: (9, 1)	1.0	S	3	0	0	0	0	0	0	0	0	0	0	3	3	0.00	0.000										

AB 30
R 1
H 4
RBI 1
BB 3
SO 4
LOB 10



Batter	1	2	3	4	5	6	7	8	9	AB	R	H	RBI	BB	SO	LOB	BOTTOM										
Nook Logan, S (1, 8)										3	0	0	0	1	0	1	Pittsburgh Pirates @ Detroit Tigers Joker Marchant Stadium, Lakeland, FL Sun Mar 05 2006, 1:05 PM EST Att.: 4,832 - Sunny - 73 F										
28 Curtis Granderson, L OBP: 0.444, SLG: 0.333 Reggie Taylor, L OBP: 0.375, SLG: 0.750 (1, 9)										2	1	0	0	1	1	1											
31 Chris Shelton, R OBP: 0.400, SLG: 1.000 (1, 10)										4	1	1	0	0	1	1											
Carlos Pena, L 70 Josh Phelps, R OBP: 0.500, SLG: 0.875 (1, 3)										1	0	0	0	2	0	0											
Don Kelly, L OBP: 0.273, SLG: 0.111 20 Omar Infante, R OBP: 1.000, SLG: 1.500 (9, 6)										2	1	1	1	2	0	0											
67 Mike Hessman, R OBP: 0.143, SLG: 0.571 (1, 5)										3	1	1	2	0	1	3											
33 Marcus Thames, R OBP: 0.400, SLG: 0.375 24 Brent Clevlen, R OBP: 0.750, SLG: 0.800 (8, 7)										3	0	0	0	0	1	1											
13 Vance Wilson, R OBP: 0.167, SLG: 0.167 78 Brian Peterson, R OBP: 0.667, SLG: 1.000 (7, 2)										2	0	0	0	0	0	0											
39 Ramon Santiago, S (1, 4)										2	0	0	0	0	1	0											
Inning Stats	R: 1 E: 0 K: 1 S: 7	H: 2 LOB: 2 BB: 2 P: 15	R: 0 E: 0 K: 2 S: 7	H: 0 LOB: 0 BB: 0 P: 7	R: 0 E: 0 K: 1 S: 5	H: 0 LOB: 1 BB: 1 P: 7	R: 0 E: 0 K: 0 S: 3	H: 0 LOB: 0 BB: 1 P: 7	R: 0 E: 0 K: 1 S: 5	H: 0 LOB: 0 BB: 0 P: 5	R: 3 E: 0 K: 0 S: 3	H: 1 LOB: 0 BB: 3 P: 15	R: 0 E: 0 K: 0 S: 4	H: 1 LOB: 1 BB: 0 P: 4	R: 0 E: 0 K: 1 S: 5	H: 0 LOB: 0 BB: 0 P: 5		1B: 1 2B: 3 3B: 0 HR: 1	SF: 0 SAC: 1 DP: 1 HBP: 0	WP: 1 PB: 0 SB: 1 CS: 1	PA: 32						
PITCHER	IP	WLS	BF	H	R	ER	SO	BB	IBB	HBP	BLK	WP	HR	S	P	ERA	WHIP										
24 Brandon Duckworth, R ERA: (1, 1)	2.0		9	2	1	1	3	2	0	0	0	0	0	14	22	4.50	2.000										
45 Ian Snell, R ERA: (5, 1)	2.0	L	9	1	3	3	1	3	0	0	0	1	1	8	20	13.50	2.000										
54 Jonah Bayliss, R ERA: (7, 1)	1.0		4	1	0	0	0	0	0	0	0	0	0	4	4	0.00	1.000										
44 Josh Sharpless, R ERA: (8, 1)	1.0		3	0	0	0	1	0	0	0	0	0	0	5	5	0.00	0.000										

AB 25
R 4
H 4
RBI 3
BB 6
SO 6
LOB 8



Batter	1	2	3	4	5	6	7	8	9	AB	R	H	RBI	BB	SO	LOB	TOP																			
Shannon Stewart, R (1, 7) OBP: 0.333, SLG: 0.375 J.D. Durbin, R (4, 1) Garrett Jones, L (6, PH) OBP: 0.400, SLG: 0.556 41 Chris Heintz, R (6, 2) OBP: 0.333, SLG: 0.333	E6 3B 1B		G4-3 3B 5 1B	G5-3				L4-3 3B L4-3 1B		3	1	1	0	0	0	1	Minnesota Twins @ Pittsburgh Pirates McKeanie Field, Bradenton, FL Mon Mar 06 2006, 1:05 PM EST Att: 3,816 - Partly Cloudy - 72 F																			
38 Luis Antonio Rodriguez, R (6, 4) 84 Kevin Cameron, R (8, 1)	G6-4-3 5 G6-4-3 1B		G4-3		G3-1	F7		L4-3 1-1		5	0	1	0	0	0	4																				
7 Joe Mauer, L (1, 2) 17 Pat Neshek, S (6, 1) 53 Luis Maza, R (8, 4) OBP: 0.400, SLG: 0.500	F7					F7				2	1	0	0	2	0	4																				
5 Michael Cuddyer, R (1, 9) 56 Andres Torres, S (5, PR) OBP: 0.250, SLG: 0.250	G6-4-3 1-2									3	0	2	1	0	0	2																				
Terry Tiffee, S (1, 3) OBP: 0.462, SLG: 0.615										5	1	2	2	0	0	3																				
Tony Batista, R (1, 5) 61 Tommy Watkins, R (7, 5)										4	0	1	0	0	0	5																				
Jason Tyner, L (1, 8) Denard Span, L (7, 8) OBP: 0.714, SLG: 0.500										4	0	1	1	0	1	3																				
8 Nick Punto, S (1, 6) OBP: 0.462, SLG: 0.364										4	0	3	0	0	0	1																				
60 Glen Perkins, L (1, 1) Korey Feiner, R (2, PH) Willie Eyre, R (2, 1) 11 Josh Rabe, R (4, PH) OBP: 0.111, SLG: 0.222										0	0	0	0	0	0	0																				
Inning Stats	R: 0 E: 1 K: 0 S: 4	H: 1 LOB: 1 BB: 0 P: 4	R: 0 E: 0 K: 1 S: 7	H: 2 LOB: 2 BB: 0 P: 7	R: 1 E: 0 K: 0 S: 5	H: 2 LOB: 2 BB: 1 P: 9	R: 0 E: 0 K: 1 S: 6	H: 1 LOB: 1 BB: 0 P: 6	R: 2 E: 0 K: 1 S: 8	H: 2 LOB: 1 BB: 1 P: 12	R: 0 E: 0 K: 0 S: 5	H: 1 LOB: 2 BB: 1 P: 9	R: 1 E: 0 K: 0 S: 6	H: 2 LOB: 1 BB: 0 P: 6	R: 0 E: 0 K: 0 S: 3	H: 1 LOB: 0 BB: 0 P: 3		R: 0 E: 0 K: 0 S: 3	H: 0 LOB: 1 BB: 1 P: 7	1B: 9 2B: 4 3B: 0 HR: 0	SF: 0 SAC: 0 DP: 2 HBP: 0	WP: 0 PB: 0 SB: 3 CS: 0	PA: 42													
PITCHER	IP	WLS	BF	H	R	ER	SO	BB	IBB	HBP	BLK	WP	HR	S	P	ERA	WHIP	PITCHER	IP	WLS	BF	H	R	ER	SO	BB	IBB	HBP	BLK	WP	HR	S	P	ERA	WHIP	
Victor Santos, R (1, 1) ERA: 2.08	2.1		13	5	1	1	1	1	0	0	0	0	0	14	18	3.86	2.571	Mike Johnston, L (9, 1) ERA:	1.0		4	0	0	0	0	1	0	0	0	0	0	3	7	0.00	1.000	
55 Matt Capps, R (3, 1) ERA:	0.2		2	0	0	0	0	0	0	0	0	0	0	2	2	0.00	0.000																			
22 Ryan Vogelsong, R (4, 1) ERA: 5.4	3.0		15	4	2	2	2	2	0	0	0	0	0	19	27	6.00	2.000																			
70 Matt Peterson, R (7, 1) ERA: 9.0	1.0	B	5	2	1	1	0	0	0	0	0	0	0	6	6	9.00	2.000																			
78 Nerio Rodriguez, R (8, 1) ERA:	1.0	W	3	1	0	0	0	0	0	0	0	0	0	3	3	0.00	1.000																			
Batter	1	2	3	4	5	6	7	8	9	AB	R	H	RBI	BB	SO	LOB	BOTTOM																			
6 Chris Duffy, L (1, 8) OBP: 0.333, SLG: 0.273 62 Andrew McCutchen, R (6, 8) OBP: 0.273, SLG: 0.200	G6-3 19 S HR HBP									2	1	0	0	0	0	0	Minnesota Twins @ Pittsburgh Pirates McKeanie Field, Bradenton, FL Mon Mar 06 2006, 1:05 PM EST Att: 3,816 - Partly Cloudy - 72 F																			
19 José Bautista, R (1, 5) OBP: 0.417, SLG: 0.500 64 Jason Alfaró, R (6, 5) OBP: 0.667, SLG: 0.500	G6-3									1	1	1	0	2	0	0																				
Jose Castillo, R (1, 4) OBP: 0.500, SLG: 1.000 Craig Stansberry, R (6, 4) OBP: 0.750, SLG: 1.667	G6-3									3	1	1	3	0	2	2																				
Jeromy Burnitz, L (1, 9) OBP: 0.600, SLG: 1.600 65 Ray Sadler, R (6, PR) OBP: 0.556, SLG: 1.000	G4-6-3 2B									3	1	3	1	0	0	0																				
41 Ryan Doumit, S (1, 2) OBP: 0.556, SLG: 0.833 80 Steven Lerud, L (6, 2) Mike Johnston, L (9, 1)	G4-6-3 BB									2	0	0	0	1	1	1																				
José Hernández, R (1, 3) OBP: 0.222, SLG: 0.125	G4-6-3 1-2 2-3									4	0	0	0	0	1	2																				
Jody Gerut, L (1, 7) OBP: 0.500, SLG: 0.286	G4-6-3 76 FC5-4 BB									2	0	1	0	1	0	1																				
76 Gookie Dawkins, R (1, 6) 70 Matt Peterson, R (7, 1) 78 Nerio Rodriguez, R (8, 1) 78 Carlos Maldonado, R (9, 2) OBP: 0.500, SLG: 2.000	FC5-4									3	0	0	0	0	0	3																				
Victor Santos, R (1, 1) 55 Matt Capps, R (3, 1) 22 Ryan Vogelsong, R (4, 1) 13 J.J. Furmaniak, R (7, 6)										1	0	0	0	0	1	0																				
Inning Stats	R: 3 E: 0 K: 0 S: 4	H: 2 LOB: 3 BB: 3 P: 16	R: 0 E: 0 K: 2 S: 8	H: 1 LOB: 1 BB: 0 P: 8	R: 1 E: 1 K: 1 S: 6	H: 1 LOB: 0 BB: 0 P: 6	R: 0 E: 0 K: 1 S: 5	H: 0 LOB: 0 BB: 0 P: 5	R: 0 E: 0 K: 0 S: 3	H: 1 LOB: 0 BB: 1 P: 3	R: 0 E: 0 K: 1 S: 4	H: 0 LOB: 0 BB: 0 P: 5	R: 1 E: 0 K: 2 S: 8	H: 1 LOB: 0 BB: 0 P: 8	R: 0 E: 0 K: 0 S: 3	H: 1 LOB: 0 BB: 0 P: 8		1B: 2 2B: 2 3B: 0 HR: 3	SF: 0 SAC: 0 DP: 3 HBP: 2	WP: 0 PB: 0 SB: 1 CS: 1	PA: 33															
PITCHER	IP	WLS	BF	H	R	ER	SO	BB	IBB	HBP	BLK	WP	HR	S	P	ERA	WHIP	PITCHER	IP	WLS	BF	H	R	ER	SO	BB	IBB	HBP	BLK	WP	HR	S	P	ERA	WHIP	
60 Glen Perkins, L (1, 1) ERA: 9.0	1.0		8	2	1	1	3	0	0	0	0	0	0	1	14	14	4.50	1.000																		
Willie Eyre, R (2, 1) ERA: 4.5	2.0		7	1	0	0	2	1	0	0	0	0	0	10	14	0.00	1.000																			
J.D. Durbin, R (4, 1) ERA: 15.0	2.0		6	1	0	0	1	0	0	1	0	0	0	7	8	0.00	0.500																			
17 Pat Neshek, R (6, 1) ERA:	2.0	L	4	1	1	1	2	0	0	0	0	0	0	1	8	8	9.00	1.000																		

AB	38
R	4
H	12
RBI	4
BB	4
SO	3
LOB	29



AB	27
R	5
H	7
RBI	5
BB	4
SO	8
LOB	10



Batter	1	2	3	4	5	6	7	8	9	AB	R	H	RBI	BB	SO	LOB	TOP				
64 Cesar Crespo, S (1, 7) OBP: 0.500, SLG: 0.500										3	0	0	0	1	1	1	Atlanta Braves @ Pittsburgh Pirates McKechnie Field, Bradenton, FL Tue Mar 07 2006, 1:05 PM EST Att: 5,371 - Sunny - 71 F				
Ryan Langerhans, L (1, 8) OBP: 0.500, SLG: 0.500										2	1	1	1	0	0	0					
90 Brandon Jones, L (4, 8) OBP: 0.333, SLG: 0.833										3	1	1	0	0	2	2					
16 Brian McCann, L (4, 1) OBP: 0.500, SLG: 0.500										2	0	1	1	1	1	0					
76 J.J. Jurries, R (1, 3) OBP: 0.667, SLG: 0.800										3	0	2	1	0	1	1					
Wilson Betemit, S (1, 5) OBP: 0.444, SLG: 0.667									0	1	0	0	1	0	0	0					
24 Martin Prado, R (5, 5) OBP: 0.214, SLG: 0.231										4	0	1	0	0	2	5					
58 David Kelton, R (1, 9) OBP: 0.250, SLG: 0.333										0	0	0	0	0	0	0					
Grégor Blanco, L (8, 9)										4	0	1	1	0	0	3					
Tony Pena Jr., R (1, 6) OBP: 0.333, SLG: 0.455										4	1	0	0	0	1	2					
67 Jonathan Schuerholz, R (1, 4) OBP: 0.273, SLG: 0.500										1	0	1	0	0	0	0					
36 Chuck James, L (1, 1) OBP: 1.000, SLG: 1.000										0	0	0	0	0	0	0					
Mike Remlinger, L (3, 1)										1	0	0	0	0	0	0					
57 Michael Ryan, L (4, PH) OBP: 0.333, SLG: 0.200										0	0	0	0	0	0	0					
8 Brayán Peña, S (4, 2) OBP: 0.286, SLG: 0.286										1	0	0	0	0	1	1					
2B, 0-0										2	0	0	0	0	0	1					
Inning Stats	R: 1 E: 0 K: 2 S: 9	H: 2 LOB: 2 BB: 1 P: 13	R: 0 E: 0 K: 0 S: 4	H: 2 LOB: 1 BB: 0 P: 4	R: 1 E: 0 K: 2 S: 10	H: 3 LOB: 2 BB: 0 P: 10	R: 1 E: 1 K: 2 S: 8	H: 0 LOB: 1 BB: 1 P: 13	R: 0 E: 0 K: 1 S: 4	H: 0 LOB: 0 BB: 0 P: 5	R: 0 E: 0 K: 0 S: 3	H: 0 LOB: 0 BB: 0 P: 3	R: 1 E: 0 K: 1 S: 6	H: 1 LOB: 0 BB: 0 P: 6	R: 1 E: 0 K: 1 S: 6	H: 1 LOB: 1 BB: 0 P: 10	R: 0 E: 0 K: 1 S: 5	H: 0 LOB: 0 BB: 0 P: 5	1B: 5 2B: 3 3B: 1 HR: 0	SF: 1 SAC: 0 DP: 2 HBP: 1	WP: 0 PA: 39 PB: 0 SB: 1 CS: 0
PITCHER	IP WLS BF H R ER SO BB IBB HBP BLK WP HR S P ERA WHIP	IP WLS BF H R ER SO BB IBB HBP BLK WP HR S P ERA WHIP	IP WLS BF H R ER SO BB IBB HBP BLK WP HR S P ERA WHIP	IP WLS BF H R ER SO BB IBB HBP BLK WP HR S P ERA WHIP	IP WLS BF H R ER SO BB IBB HBP BLK WP HR S P ERA WHIP	IP WLS BF H R ER SO BB IBB HBP BLK WP HR S P ERA WHIP	IP WLS BF H R ER SO BB IBB HBP BLK WP HR S P ERA WHIP	IP WLS BF H R ER SO BB IBB HBP BLK WP HR S P ERA WHIP	IP WLS BF H R ER SO BB IBB HBP BLK WP HR S P ERA WHIP	IP WLS BF H R ER SO BB IBB HBP BLK WP HR S P ERA WHIP	IP WLS BF H R ER SO BB IBB HBP BLK WP HR S P ERA WHIP	IP WLS BF H R ER SO BB IBB HBP BLK WP HR S P ERA WHIP	IP WLS BF H R ER SO BB IBB HBP BLK WP HR S P ERA WHIP	IP WLS BF H R ER SO BB IBB HBP BLK WP HR S P ERA WHIP	IP WLS BF H R ER SO BB IBB HBP BLK WP HR S P ERA WHIP	IP WLS BF H R ER SO BB IBB HBP BLK WP HR S P ERA WHIP	IP WLS BF H R ER SO BB IBB HBP BLK WP HR S P ERA WHIP	IP WLS BF H R ER SO BB IBB HBP BLK WP HR S P ERA WHIP	IP WLS BF H R ER SO BB IBB HBP BLK WP HR S P ERA WHIP	IP WLS BF H R ER SO BB IBB HBP BLK WP HR S P ERA WHIP	IP WLS BF H R ER SO BB IBB HBP BLK WP HR S P ERA WHIP

AB	34
R	5
H	9
RBI	5
BB	3
SO	10
LOB	16



Batter	1	2	3	4	5	6	7	8	9	AB	R	H	RBI	BB	SO	LOB	BOTTOM			
10 Rajai Davis, R (1, 8) OBP: 0.200, SLG: 0.286										5	1	1	0	0	1	1	Atlanta Braves @ Pittsburgh Pirates McKechnie Field, Bradenton, FL Tue Mar 07 2006, 1:05 PM EST Att: 5,371 - Sunny - 71 F			
3 Javier Guzman, S (1, 6)										4	0	0	0	0	1	2				
34 John Grabow, L (7, 1)										0	0	0	0	0	0	0				
Michael Gonzalez, R (8, 1)										0	0	0	0	0	0	0				
73 Ron Chiavacci, R (9, 1)										0	0	0	0	0	0	0				
12 Freddy Sanchez, R (1, 4) OBP: 0.231, SLG: 0.182										2	0	0	1	0	0	1				
Craig Stansberry, R (6, 4) OBP: 0.600, SLG: 1.250										1	0	0	0	0	1	0				
Craig Wilson, R (1, 9) OBP: 0.286, SLG: 0.571										3	2	2	0	0	1	0				
53 Mike Edwards, R (6, 7) OBP: 0.417, SLG: 0.250										1	0	0	0	0	0	0				
Joe Randa, R (1, 5) OBP: 0.429, SLG: 0.714										2	2	2	1	0	0	0				
19 José Bautista, R (5, PH) OBP: 0.500, SLG: 0.917										2	1	2	2	0	0	0				
Brad Eldred, R (1, 3) OBP: 0.286, SLG: 0.667										4	1	1	2	0	0	2				
65 Ray Sadler, R (1, 7) OBP: 0.583, SLG: 0.909										3	1	2	1	0	0	0				
13 J.J. Furmaniak, R (7, 6)										1	0	0	0	0	0	1				
78 Carlos Maldonado, R (1, 2) OBP: 0.250, SLG: 1.000										2	0	0	0	0	0	1				
66 Paul Chiareffo, R (6, 2) OBP: 0.600, SLG: 1.000										2	1	1	1	0	0	0				
57 Zach Duke, L (1, 1)										0	0	0	0	0	0	0				
64 Jason Alfaró, R (3, PH) OBP: 0.750, SLG: 0.500										0	0	0	0	1	0	0				
56 Britt Reames, R (4, 1)										1	0	0	0	0	0	0				
13 Nate McLouth, L (6, PH) OBP: 0.455, SLG: 0.778										2	1	1	2	0	0	0				
Inning Stats	R: 0 E: 0 K: 1 S: 5	H: 0 LOB: 0 BB: 0 P: 5	R: 1 E: 0 K: 1 S: 7	H: 2 LOB: 1 BB: 0 P: 7	R: 0 E: 0 K: 0 S: 3	H: 0 LOB: 1 BB: 1 P: 7	R: 3 E: 0 K: 0 S: 6	H: 3 LOB: 0 BB: 0 P: 6	R: 3 E: 1 K: 2 S: 11	H: 3 LOB: 0 BB: 0 P: 11	R: 0 E: 0 K: 0 S: 4	H: 1 LOB: 1 BB: 0 P: 4	R: 0 E: 0 K: 0 S: 3	H: 0 LOB: 0 BB: 0 P: 3	R: 0 E: 0 K: 0 S: 3	H: 0 LOB: 0 BB: 0 P: 3	1B: 3 2B: 6 3B: 0 HR: 3	SF: 1 SAC: 0 DP: 0 HBP: 0	WP: 0 PA: 37 PB: 0 SB: 0 CS: 0	
PITCHER	IP WLS BF H R ER SO BB IBB HBP BLK WP HR S P ERA WHIP	IP WLS BF H R ER SO BB IBB HBP BLK WP HR S P ERA WHIP	IP WLS BF H R ER SO BB IBB HBP BLK WP HR S P ERA WHIP	IP WLS BF H R ER SO BB IBB HBP BLK WP HR S P ERA WHIP	IP WLS BF H R ER SO BB IBB HBP BLK WP HR S P ERA WHIP	IP WLS BF H R ER SO BB IBB HBP BLK WP HR S P ERA WHIP	IP WLS BF H R ER SO BB IBB HBP BLK WP HR S P ERA WHIP	IP WLS BF H R ER SO BB IBB HBP BLK WP HR S P ERA WHIP	IP WLS BF H R ER SO BB IBB HBP BLK WP HR S P ERA WHIP	IP WLS BF H R ER SO BB IBB HBP BLK WP HR S P ERA WHIP	IP WLS BF H R ER SO BB IBB HBP BLK WP HR S P ERA WHIP	IP WLS BF H R ER SO BB IBB HBP BLK WP HR S P ERA WHIP	IP WLS BF H R ER SO BB IBB HBP BLK WP HR S P ERA WHIP	IP WLS BF H R ER SO BB IBB HBP BLK WP HR S P ERA WHIP	IP WLS BF H R ER SO BB IBB HBP BLK WP HR S P ERA WHIP	IP WLS BF H R ER SO BB IBB HBP BLK WP HR S P ERA WHIP	IP WLS BF H R ER SO BB IBB HBP BLK WP HR S P ERA WHIP	IP WLS BF H R ER SO BB IBB HBP BLK WP HR S P ERA WHIP	IP WLS BF H R ER SO BB IBB HBP BLK WP HR S P ERA WHIP	IP WLS BF H R ER SO BB IBB HBP BLK WP HR S P ERA WHIP


AB	35
R	10
H	12
RBI	10
BB	1
SO	4
LOB	8



Batter	1	2	3	4	5	6	7	8	9	AB	R	H	RBI	BB	SO	LOB	TOP			
13 Nate McLouth, L OBP: 0.400, SLG: 0.769 Brad Correll, R (7.7)	0-0 F9		0-0 12 1B	0-0 F7			0-0 G1-3		0-0 F7	4	1	1	1	0	0	2				
12 Freddy Sanchez, R OBP: 0.313, SLG: 0.231 76 Gookie Dawkins, R (5.6)	4-0 G4-6-3 BB		0-0 BB 1B		0-0 L5		0-3 K			2	0	1	1	1	0	0				
Jody Gerut, L OBP: 0.333, SLG: 0.333 62 Andrew McCutchen, R OBP: 0.250, SLG: 0.182 (1.7)	0-0 G4-6-3		0-0 1-2 BB		0-0 1B		0-3 K			2	0	1	0	1	0	1				
Jeromy Burnitz, L OBP: 0.375, SLG: 1.000 Wanell Macia, L OBP: 1.000, SLG: 1.000 (5.9)		0-0 G6-3	0-3 K		0-0 F8			0-0 13 G6-4-3 1B		3	0	0	0	0	1	3				
41 Ryan Doumit, S OBP: 0.500, SLG: 1.000 80 Steven Lerud, L (5.2)	0-0 P6			0-0 HR	0-0 G3			0-0 L4		3	1	1	1	0	0	1				
78 Carlos Maldonado, R OBP: 0.250, SLG: 1.000 (8.2)	0-3 K			0-3 K		4-0 BB		0-0 G6-4-3		2	0	0	0	1	2	0				
Brad Eldred, R OBP: 0.333, SLG: 0.688 (1.3)			0-0 G5-3	0-0 53 1B		0-0 P6			0-0 2B	4	0	2	0	0	0	1				
19 José Bautista, R OBP: 0.389, SLG: 0.688 (1.5)			0-3 K	0-3 K		0-3 K		0-3 K		4	0	0	0	0	4	3				
53 Mike Edwards, R OBP: 0.467, SLG: 0.364 Brandon Chaves, S (9, PH)			0-0 13 3B	1-2 1B		0-0 G5-3		0-2 K		3	1	2	0	0	0	1				
Inning Stats	R: 0 E: 0 K: 0 S: 2	H: 0 LOB: 0 BB: 1 P: 6	R: 0 E: 0 K: 1 S: 5	H: 0 LOB: 0 BB: 0 P: 5	R: 2 E: 0 K: 2 S: 10	H: 3 LOB: 2 BB: 1 P: 14	R: 1 E: 0 K: 2 S: 10	H: 3 LOB: 2 BB: 0 P: 10	R: 0 E: 0 K: 1 S: 4	H: 1 LOB: 1 BB: 0 P: 4	R: 0 E: 0 K: 2 S: 7	H: 0 LOB: 0 BB: 0 P: 7	R: 0 E: 0 K: 0 S: 3	H: 1 LOB: 0 BB: 0 P: 3	R: 0 E: 0 K: 2 S: 8	H: 1 LOB: 1 BB: 0 P: 8	1B: 6 2B: 1 3B: 1 HR: 1	SF: 0 SAC: 0 DP: 2 HBP: 0	WP: 0 PB: 0 CS: 0	PA: 37
PITCHER	IP WLS BF H R ER SO BB IBB HBP BLK WP HR S P ERA WHIP	PITCHER																		
Jaret Wright, R ERA: 5.79 (1.1)	2.2	12	3	2	2	2	2	2	0	0	0	0	0	0	1	17	22	6.75	1.875	
27 Darrell Rasner, R ERA: 2.09 (3.1)	2.1	W	11	4	1	1	3	0	0	0	0	0	0	1	17	17	3.86	1.714		
Scott Erickson, R ERA: (6.1)	2.0		7	0	0	0	3	1	0	0	0	0	0	0	12	16	0.00	0.500		
Mike Myers, L ERA: 8.1 (8.1)	1.0		3	1	0	0	0	0	0	0	0	0	0	3	3	0.00	1.000			
64 Matt Childers, R ERA: (9.1)	1.0		4	1	0	0	2	0	0	0	0	0	0	8	8	0.00	1.000			

Pittsburgh Pirates @ New York Yankees
Legends Field, Tampa, FL
Wed Mar 08 2006, 7:15 PM EST
Att: 10,106 - Clear - 67 F


AB 34
R 3
H 9
RBI 3
BB 3
SO 10
LOB 16



Batter	1	2	3	4	5	6	7	8	9	AB	R	H	RBI	BB	SO	LOB	BOTTOM			
Miguel Cairo, R OBP: 0.294, SLG: 0.313 91 Ramiro Pena, S OBP: 0.400, SLG: 0.400 (1.6)	0-0 S 24 G3 1B			0-0 SH2-3		0-0 F9		0-0 61 3B		2	1	1	0	1	0	0				
24 Robinson Canó, L OBP: 0.407, SLG: 0.565 28 Felix Escalona, R OBP: 0.214, SLG: 0.231 (1.4)	0-0 G3	0-0 G4-3		0-0 3B		0-0 G5-3		0-0 F9		4	0	1	1	0	0	3				
Gary Sheffield, R OBP: 0.444, SLG: 0.167 61 Kevin Howard, L OBP: 0.375, SLG: 0.833 (6, PH) (7.10)	1-0 2H 20 2B		4-0 55 C4-6 BB	0-0 P4		4-0 27 C6-4 BB		0-0 1H 3B		2	1	1	1	1	0	1				
55 Hideki Matsui, L OBP: 0.667, SLG: 0.833 27 Kevin Thompson, R OBP: 0.500, SLG: 0.500 (1.7)	0-0 F8		0-0 FC4-6 20 BB	0-0 P3		0-0 FC6-4		0-0 F9		3	1	0	0	0	0	3				
20 Jorge Posada, S OBP: 0.583, SLG: 1.100 26 Wil Nieves, R OBP: 0.400, SLG: 1.200 (3, PR) (4.2)	0-0 1H 2B		4-0 12 2B	1-2 G6-3 BB		0-0 G4-3		0-0 78 G2-3 2B		1	0	1	1	1	0	0				
12 Andy Phillips, R OBP: 0.385, SLG: 0.542 78 Eric Duncan, L OBP: 0.417, SLG: 0.545 (1.3)	0-0 G6-3		0-0 92 1B	1-3 2H 2B		0-0 1B 92 PB		0-0 G2-3		3	2	2	1	0	0	1				
Mitch Jones, R OBP: 0.235, SLG: 0.353 (1.9)		0-0 G6-3	0-0 G6-3		0-1 64 PB	0-3 92 PB		0-3 K		4	0	1	1	0	1	3				
92 Marcos Vechionacci, S OBP: 0.385, SLG: 0.111 (1.5)		0-0 G6-3	0-0 3H 1B		0-3 K		0-0 G4-3			4	0	1	1	0	1	2				
64 Kevin Reese, L OBP: 0.375, SLG: 0.467 (1.8)				0-0 SH2-3 24 3B		0-0 K		0-0 F9		4	1	2	0	0	1	1				
Inning Stats	R: 2 E: 0 K: 0 S: 6	H: 3 LOB: 1 BB: 0 P: 7	R: 0 E: 0 K: 0 S: 4	H: 1 LOB: 2 BB: 1 P: 8	R: 3 E: 0 K: 0 S: 4	H: 2 LOB: 1 BB: 2 P: 12	R: 1 E: 0 K: 0 S: 5	H: 2 LOB: 1 BB: 0 P: 5	R: 1 E: 0 K: 2 S: 10	H: 2 LOB: 1 BB: 0 P: 11	R: 0 E: 0 K: 0 S: 3	H: 0 LOB: 1 BB: 1 P: 7	R: 0 E: 0 K: 1 S: 6	H: 1 LOB: 0 BB: 0 P: 6	R: 1 E: 0 K: 0 S: 5	H: 2 LOB: 1 BB: 0 P: 5	1B: 6 2B: 5 3B: 2 HR: 0	SF: 0 SAC: 1 DP: 0 HBP: 0	WP: 0 PB: 2 CS: 0	PA: 40
PITCHER	IP WLS BF H R ER SO BB IBB HBP BLK WP HR S P ERA WHIP	PITCHER																		
28 Paul Maholm, L ERA: 14.4 (4.1)	3.0	L	17	6	5	5	0	0	0	0	0	0	0	0	14	27	15.00	3.000		
18 Sean Burnett, L ERA: 3.0 (6.1)	2.0		10	4	2	1	2	0	0	0	0	0	0	15	16	4.50	2.000			
27 Terry Adams, R ERA: (7.1)	1.0		4	0	0	0	0	1	0	0	0	0	0	3	7	0.00	1.000			
67 Jorge Vasquez, R ERA: 8.75 (8.1)	1.0		4	1	0	0	1	0	0	0	0	0	0	6	6	0.00	1.000			
63 Matt Whiteside, R ERA: 3.0 (8.1)	1.0		5	2	1	1	0	0	0	0	0	0	0	5	5	9.00	2.000			

Pittsburgh Pirates @ New York Yankees
Legends Field, Tampa, FL
Wed Mar 08 2006, 7:15 PM EST
Att: 10,106 - Clear - 67 F

AB 35
R 8
H 13
RBI 7
BB 4
SO 3
LOB 18



Batter	1	2	3	4	5	6	7	8	9	AB	R	H	RBI	BB	SO	LOB	TOP					
Tony Womack, L (1,4) OBP: 0.389, SLG: 0.389 27 Chris Denorfia, R (7,8) OBP: 0.273, SLG: 0.167	F8		B1-3		F9		G5-4-3		G6-3	4	0	1	0	0	0	1						
6 Ryan Freel, R (1,8) OBP: 0.143, SLG: 0.053 6 Jeff Bannon, R (7,4) OBP: 0.500, SLG: 0.500	G6-3		P3			HBP	F9			3	0	0	0	0	0	3						
Felipe Lopez, S (1,6) OBP: 0.238, SLG: 0.250 77 Aaron Holbert, R (6,PR) OBP: 0.400, SLG: 1.000	G3			CS		FC3	G5-4-3			2	0	1	0	1	0	0						
Adam Dunn, L (1,3) OBP: 0.235, SLG: 0.400 Dane Sardinha, R (6,2) OBP: 0.500, SLG: 0.333		12 HR		BB		FC3			P6	1	1	0	0	2	0	2						
12 Edwin Encarnación, R (1,5) OBP: 0.478, SLG: 1.286 Joey Votto, L (6,3) OBP: 0.333, SLG: 0.286		HR				P5	F4		K	3	1	1	2	0	0	4						
Jason LaRue, R (1,2) OBP: 0.294, SLG: 0.143 60 Ben Kozlowski, L (6,1) OBP: 0.389, SLG: 0.313 54 Andy Abad, L (6,PH) OBP: 0.389, SLG: 0.313 75 Jake Robbins, R (6,1)		F9				F9	K			3	0	0	0	0	1	4						
15 Dewayne Wise, L (1,9) OBP: 0.500, SLG: 0.917		G3				K	F9		P4	4	0	0	0	0	1	4						
Quinton McCracken, S (1,7) OBP: 0.476, SLG: 0.421 27 Brian Buchanan, R (7,9) OBP: 0.500, SLG: 0.625		F8				G3			F8	3	0	0	0	0	0	0						
Tommy Phelps, L (1,1) Mike Burns, R (4,1) Karl Rhodes, L (5,PH) OBP: 0.428, SLG: 0.538 56 Todd Coffey, R (5,1) 70 Earl Snyder, R (6,5) OBP: 0.385, SLG: 0.583				K					L6	1	0	0	0	0	1	0						
Inning Stats	R: 0 E: 0 K: 0 S: 3	H: 0 LOB: 0 BB: 0 P: 3	R: 2 E: 0 K: 0 S: 4	H: 1 LOB: 0 BB: 1 P: 8	R: 0 E: 0 K: 1 S: 5	H: 0 LOB: 0 BB: 0 P: 5	R: 0 E: 0 K: 0 S: 3	H: 1 LOB: 1 BB: 1 P: 7	R: 0 E: 0 K: 1 S: 6	H: 0 LOB: 3 BB: 1 P: 11	R: 0 E: 1 K: 0 S: 5	H: 2 LOB: 2 BB: 0 P: 5	R: 0 E: 0 K: 1 S: 6	H: 1 LOB: 1 BB: 0 P: 6	R: 0 E: 0 K: 0 S: 3	H: 0 LOB: 0 BB: 0 P: 3	1B: 5 2B: 0 3B: 0 HR: 1	SF: 0 SAC: 0 DP: 1 HBP: 1	WP: 0 PB: 1 SB: 1 CS: 1	PA: 37		
PITCHER	IP WLS BF H R ER SO BB IBB HBP BLK WP HR S P ERA WHIP																					
45 Ian Snell, R (1,1) ERA: 3.0	4.0 L 15 2 2 2 1 2 0 0 0 0 0 1 15 23 4.50 1.000																					
24 Brandon Duckworth, R (5,1) ERA: 1.8	2.0 10 1 0 0 2 1 0 1 0 0 0 0 12 17 0.00 1.000																					
Mike Johnston, L (7,1) ERA:	1.0 5 2 0 0 0 0 0 0 0 0 0 0 5 5 0.00 2.000																					
44 Josh Sharpless, R (8,1) ERA:	1.0 4 1 0 0 1 0 0 0 0 0 0 0 6 6 0.00 1.000																					
34 John Grabow, L (9,1) ERA: 9.82	1.0 3 0 0 0 0 0 0 0 0 0 0 0 3 3 0.00 0.000																					
Batter	1	2	3	4	5	6	7	8	9	AB	R	H	RBI	BB	SO	LOB	BOTTOM					
6 Chris Duffy, L (1,8) OBP: 0.278, SLG: 0.235 62 Andrew McCutchen, R (6,8) OBP: 0.231, SLG: 0.167	G5-3		G4-6-3		K				G4-3	3	0	0	0	0	1	1						
12 Freddy Sanchez, R (1,5) OBP: 0.263, SLG: 0.188 53 Mike Edwards, R (6,5) OBP: 0.438, SLG: 0.333	G5-3		F7		G5-3				K	3	0	0	0	0	0	0						
Jose Castillo, R (1,4) OBP: 0.417, SLG: 0.727 19 José Bautista, R (7,9) OBP: 0.421, SLG: 0.706					G6-3				P3	3	0	1	0	0	0	0						
Craig Wilson, R (1,3) OBP: 0.273, SLG: 0.571 64 Jason Alfaró, R (7,4) OBP: 0.571, SLG: 0.250					HR				F8	2	1	1	1	1	1	0						
José Hernández, R (1,7) OBP: 0.200, SLG: 0.214 Mike Johnston, L (7,1) 44 Josh Sharpless, R (8,1) 34 John Grabow, L (9,1) 10 Rajai Davis, R (9,PH) OBP: 0.278, SLG: 0.313 65 Ray Sadler, R (1,9) OBP: 0.550, SLG: 0.722																						
11 Humberto Cota, R (1,2) 66 Paul Chiaffredo, R (6,2) OBP: 0.428, SLG: 0.714 80 Steven Lerud, L (9,PH)																						
13 J.J. Furmaniak, R (1,6)																						
45 Ian Snell, R (1,1) OBP: 1.000, SLG: 1.000 24 Brandon Duckworth, R (5,1) Brad Eldred, R (7,3) OBP: 0.316, SLG: 0.647																						
Inning Stats	R: 0 E: 0 K: 0 S: 4	H: 1 LOB: 2 BB: 1 P: 8	R: 0 E: 0 K: 1 S: 5	H: 0 LOB: 0 BB: 0 P: 5	R: 0 E: 0 K: 0 S: 3	H: 1 LOB: 0 BB: 0 P: 3	R: 1 E: 0 K: 0 S: 6	H: 3 LOB: 2 BB: 0 P: 6	R: 0 E: 0 K: 1 S: 5	H: 0 LOB: 0 BB: 0 P: 5	R: 0 E: 0 K: 2 S: 7	H: 0 LOB: 0 BB: 0 P: 7	R: 0 E: 1 K: 2 S: 8	H: 0 LOB: 1 BB: 0 P: 8	R: 0 E: 0 K: 1 S: 6	H: 1 LOB: 1 BB: 0 P: 6	R: 0 E: 1 K: 3 S: 10	H: 1 LOB: 1 BB: 0 P: 10	1B: 4 2B: 2 3B: 0 HR: 1	SF: 0 SAC: 0 DP: 1 HBP: 0	WP: 0 PB: 0 SB: 0 CS: 0	PA: 35
PITCHER	IP WLS BF H R ER SO BB IBB HBP BLK WP HR S P ERA WHIP																					
Tommy Phelps, L (1,1) ERA: 4.5	1.0 6 3 1 1 0 0 0 0 0 0 0 1 6 6 9.00 3.000																					
Mike Burns, R (4,1) ERA: 3.6	1.0 3 0 0 0 1 0 0 0 0 0 0 0 5 5 0.00 0.000																					
56 Todd Coffey, R (5,1) ERA:	1.0 3 0 0 0 1 0 0 0 0 0 0 0 5 5 0.00 0.000																					
60 Ben Kozlowski, L (6,1) ERA: 7.5	2.0 H 7 0 0 0 4 0 0 0 0 0 0 15 15 0.00 0.000																					
75 Jake Robbins, R (8,1) ERA:	2.0 S 8 2 0 0 4 0 0 0 0 0 0 0 16 16 0.00 1.000																					

Cincinnati Reds @ Pittsburgh Pirates
McKechnie Field, Bradenton, FL
Thu Mar 09 2006, 1:05 PM EST
Att: 5,072 - Cloudy - 73 F

AB 33
R 2
H 6
RBI 2
BB 3
SO 4
LOB 21



Cincinnati Reds @ Pittsburgh Pirates
McKechnie Field, Bradenton, FL
Thu Mar 09 2006, 1:05 PM EST
Att: 5,072 - Cloudy - 73 F

AB 34
R 1
H 7
RBI 1
BB 1
SO 10
LOB 13



Batter	1	2	3	4	5	6	7	8	9	AB	R	H	RBI	BB	SO	LOB	TOP					
Joey Gathright, L (1.8) 54 Chad Orvela, R (8.1) Jesus Colome, R (7.1) Dan Miceli, R (8.1) 14 Greg Norton, S (6.9H) Jason Childers, R (9.1)	B1-3		F8		K	FC6-4			FC5-2 2B	4	0	0	0	0	1	1	Tampa Bay Devil Rays @ Pittsburgh Pirates Sun Mar 12 2006, 1:05 PM EST Att: 5,919 - Partly Cloudy - 79 F Mckechnie Field, Bradenton, FL livebaseballscorecards.com					
Julio Lugo, R (1.6) 67 Elijah Dukes, R (6.8)	G4-3 13 S 13 PB G4-3			G5-3		K		G6-3	K	3	2	0	0	0	0	0						
13 Carl Crawford, L (1.7) Delmon Young, R (6.9)	G4-3			HBP 2B	K			FC5-2	FC5-2	2	1	0	1	0	1	1						
31 Jonny Gomes, R (1.9) Russell Branyan, L (6.3)	F9			HBP 2B				F9	G4-3	2	1	1	1	0	0	0						
Aubrey Huff, L (1.5) 10 Luis Ordaz, R (6.4)	G4-3			HBP 2B				G5-3		2	1	1	1	1	0	0						
Ty Wigginton, R (1.3) OBP: 0.386, SLG: 0.412	G6-3			HBP 2B						4	1	1	2	0	2	2						
Nick Green, R (1.4) 39 Darnell McDonald, R (6.7)	CS			F9				F8		3	0	1	0	0	0	1						
8 Josh Paul, R (1.2) 17 Kevin Cash, R (7.2)	CS		G4-3		K					3	1	1	2	0	1	0						
Casey Fossum, L (1.1) Damon Hollins, R (4.9H) 49 Jason Hammel, R (4.1) 24 Sean Burroughs, L (6.9H) 1 Fernando Cortez, L (6.9H)	G6-3		G5-3		K	FC6-4 1B		K		1	0	0	0	0	0	1						
Inning Stats	R: 1 E: 0 K: 0 S: 4	H: 1 LOB: 0 BB: 0 P: 7	R: 0 E: 0 K: 0 S: 3	H: 1 LOB: 0 BB: 0 P: 4	R: 0 E: 0 K: 0 S: 3	H: 0 LOB: 0 BB: 0 P: 3	R: 5 E: 0 K: 0 S: 6	H: 3 LOB: 0 BB: 0 P: 10	R: 1 E: 0 K: 3 S: 11	H: 2 LOB: 2 BB: 1 P: 15	R: 0 E: 0 K: 0 S: 6	H: 1 LOB: 1 BB: 0 P: 6	R: 0 E: 0 K: 2 S: 4	H: 1 LOB: 1 BB: 0 P: 5	R: 0 E: 0 K: 2 S: 8	H: 1 LOB: 1 BB: 0 P: 8		R: 0 E: 0 K: 1 S: 6	H: 1 LOB: 1 BB: 0 P: 6	1B: 6 2B: 4 3B: 0 HR: 1	SF: 0 SAC: 0 DP: 0 HBP: 2	WP: 1 PB: 1 CS: 3
PITCHER	IP WLS BF H R ER SO BB IBB HBP BLK WP HR S P ERA WHIP																					
57 Zach Duke, L (1.1) ERA: 8.0	4.0 L 18 5 6 5 0 0 0 0 2 0 0 1 16 24 11.25 1.250																					
39 Marty McLeary, R (5.1) ERA: 1.29	2.0 10 3 1 1 4 1 0 0 0 0 0 0 17 21 4.50 2.000																					
70 Matt Peterson, R (7.1) ERA: 3.0	1.0 4 1 0 0 0 0 0 0 0 0 0 0 4 5 0.00 1.000																					
71 C.J. Nitkowski, L (8.1) ERA: 1.29	1.0 4 1 0 0 2 0 0 0 0 0 0 0 8 8 0.00 1.000																					
34 John Grabow, L (9.1) ERA: 7.71	1.0 4 1 0 0 1 0 0 0 0 1 0 0 6 6 0.00 1.000																					

Batter	1	2	3	4	5	6	7	8	9	AB	R	H	RBI	BB	SO	LOB	BOTTOM					
10 Rajai Davis, R (1.8) OBP: 0.308, SLG: 0.318 62 Andrew McCutchen, R (6.8) OBP: 0.235, SLG: 0.185	G3		1B		SF8		P4		FC5-4 1B	2	0	1	1	0	0	0	Tampa Bay Devil Rays @ Pittsburgh Pirates Sun Mar 12 2006, 1:05 PM EST Att: 5,919 - Partly Cloudy - 79 F Mckechnie Field, Bradenton, FL livebaseballscorecards.com					
19 José Bautista, R (1.9) OBP: 0.520, SLG: 0.857 Jody Gerut, L (6.9)	K		1B		HR		F9		FC5-4 1B	3	1	2	0	0	1	0						
Jose Castillo, R (1.4) OBP: 0.389, SLG: 0.588 Craig Stansberry, R (6.4)	K		1B		K					3	0	0	0	0	3	5						
Jason Bay, R (1.7) OBP: 0.667, SLG: 1.667 53 Mike Edwards, R (6.7) OBP: 0.455, SLG: 0.412	K		1B		HR		1B		G1-3	3	1	2	3	0	1	0						
Craig Wilson, R (1.3) OBP: 0.286, SLG: 0.480 37 Yurendell Decaster, R (6.3)	BB		1B		P4		F7			2	0	0	0	1	1	1						
41 Ryan Doumit, S (1.2) OBP: 0.333, SLG: 0.600 70 Matt Peterson, R (7.1) 71 C.J. Nitkowski, L (8.1) 80 Steven Lerud, L (8.9H) 34 John Grabow, L (9.1)	K2-4			F8		F7		G6-4-3 BB		3	0	0	0	0	1	2						
José Hernández, R (1.6) OBP: 0.263, SLG: 0.278 39 Marty McLeary, R (5.1) OBP: 0.500, SLG: 0.500 13 J.J. Furmaniak, R (6.9H)	1B		1B		K		K		G6-4-3	2	0	1	0	0	1	1						
64 Jason Alfaró, R (1.5) OBP: 0.533, SLG: 0.364 66 Paul Chalfredo, R (7.2) OBP: 0.300, SLG: 0.550	F9				SF8			K		2	1	1	0	1	0	1						
57 Zach Duke, L (1.1) 76 Gookie Dawkins, R (5.6)	FC2-6 19 1B 10 1B				E8 HR		G5-3		K	1	0	0	0	0	1	1						
Inning Stats	R: 0 E: 0 K: 2 S: 7	H: 0 LOB: 0 BB: 0 P: 7	R: 0 E: 0 K: 2 S: 6	H: 0 LOB: 1 BB: 1 P: 10	R: 0 E: 0 K: 1 S: 8	H: 3 LOB: 3 BB: 0 P: 8	R: 0 E: 0 K: 2 S: 8	H: 1 LOB: 1 BB: 0 P: 8	R: 4 E: 1 K: 1 S: 8	H: 3 LOB: 0 BB: 1 P: 12	R: 0 E: 0 K: 0 S: 6	H: 1 LOB: 1 BB: 0 P: 6	R: 0 E: 0 K: 0 S: 5	H: 2 LOB: 2 BB: 0 P: 5	R: 0 E: 0 K: 1 S: 4	H: 0 LOB: 0 BB: 1 P: 8		R: 0 E: 0 K: 1 S: 7	H: 2 LOB: 2 BB: 0 P: 7	1B: 11 2B: 1 3B: 0 HR: 1	SF: 1 SAC: 0 DP: 2 HBP: 0	WP: 0 PB: 0 SB: 0 CS: 0
PITCHER	IP WLS BF H R ER SO BB IBB HBP BLK WP HR S P ERA WHIP																					
Casey Fossum, L (1.1) ERA: 7.71	3.0 W 12 4 4 4 3 1 0 0 0 0 1 16 20 18.00 2.500																					
49 Jason Hammel, R (4.1) ERA: 7.71	2.0 11 4 4 4 3 1 0 0 0 0 0 1 16 20 18.00 2.500																					
54 Chad Orvela, R (6.1) ERA: 4.91	1.0 H 4 1 0 0 1 0 0 0 0 0 0 6 6 0.00 1.000																					
Jesus Colome, R (7.1) ERA: 4.91	1.0 H 5 2 0 0 0 0 0 0 0 0 0 5 5 0.00 2.000																					
Dan Miceli, R (8.1) ERA: 4.91	1.0 H 3 0 0 0 1 1 0 0 0 0 0 0 4 8 0.00 1.000																					

Batter	1	2	3	4	5	6	7	8	9	AB	R	H	RBI	BB	SO	LOB	TOP									
10 Rajai Davis, R OBP: 0.375, SLG: 0.429										6	2	4	2	0	0	0	Pittsburgh Pirates @ Detroit Tigers Joker Marchant Stadium, Lakeland, FL Mon Mar 13 2006, 1:05 PM EST Attr: 2,875 - Partly Cloudy - 83 F									
2 Jack Wilson, R OBP: 0.400, SLG: 0.375										4	1	2	0	0	0	4										
76 Gookie Dawkins, R OBP: 0.250, SLG: 0.455										0	0	0	0	1	0	0										
12 Freddy Sanchez, R OBP: 0.365, SLG: 0.522										4	1	3	3	0	0	2										
64 Jason Alford, R OBP: 0.500, SLG: 0.333										1	0	0	0	0	1	1										
Craig Wilson, R OBP: 0.281, SLG: 0.429										3	0	0	1	1	1	2										
Vic Butler, L										1	0	0	0	0	1	1										
Jody Gerut, L OBP: 0.375, SLG: 0.263										4	1	0	0	0	1	4										
Adam Boeve, R OBP: 1.000, SLG: 1.000										1	0	1	0	0	0	0										
Brad Eldred, R OBP: 0.256, SLG: 0.483										5	0	0	0	0	1	5										
Jose Castillo, R OBP: 0.455, SLG: 0.579										2	2	1	0	2	0	0										
13 J.J. Furmaniak, R OBP: 0.294, SLG: 0.308										1	1	1	1	0	0	0										
65 Ray Sadler, R OBP: 0.500, SLG: 0.783										4	1	2	2	0	0	1										
11 Humberto Cota, R OBP: 0.267, SLG: 0.083										3	0	1	0	0	1	4										
78 Carlos Maldonado, R OBP: 0.256, SLG: 1.143										2	0	0	0	0	1	0										
Inning Stats	R: 3 E: 0 K: 1 S: 8	H: 3 LOB: 0 BB: 0 P: 8	R: 1 E: 0 K: 1 S: 8	H: 3 LOB: 2 BB: 0 P: 8	R: 1 E: 2 K: 0 S: 5	H: 0 LOB: 2 BB: 1 P: 9	R: 1 E: 0 K: 1 S: 7	H: 3 LOB: 1 BB: 0 P: 8	R: 1 E: 0 K: 0 S: 5	H: 2 LOB: 2 BB: 1 P: 9	R: 0 E: 0 K: 0 S: 3	H: 1 LOB: 1 BB: 1 P: 7	R: 1 E: 0 K: 1 S: 6	H: 1 LOB: 0 BB: 0 P: 6	R: 0 E: 0 K: 3 S: 10	H: 1 LOB: 2 BB: 1 P: 14	R: 1 E: 0 K: 0 S: 4	H: 1 LOB: 0 BB: 0 P: 4	R: 1 E: 0 K: 0 S: 4	H: 1 LOB: 0 BB: 0 P: 4	1B: 10 2B: 3 3B: 1 HR: 2	SF: 1 SAC: 0 DP: 2 HBP: 0	WP: 0 PB: 0 SB: 1 CS: 0	PA: 46		
PITCHER	IP WLS BF H R ER SO BB IBB HBP BLK WP HR S P ERA WHIP	IP WLS BF H R ER SO BB IBB HBP BLK WP HR S P ERA WHIP	IP WLS BF H R ER SO BB IBB HBP BLK WP HR S P ERA WHIP	IP WLS BF H R ER SO BB IBB HBP BLK WP HR S P ERA WHIP	IP WLS BF H R ER SO BB IBB HBP BLK WP HR S P ERA WHIP	IP WLS BF H R ER SO BB IBB HBP BLK WP HR S P ERA WHIP	IP WLS BF H R ER SO BB IBB HBP BLK WP HR S P ERA WHIP	IP WLS BF H R ER SO BB IBB HBP BLK WP HR S P ERA WHIP	IP WLS BF H R ER SO BB IBB HBP BLK WP HR S P ERA WHIP	IP WLS BF H R ER SO BB IBB HBP BLK WP HR S P ERA WHIP	IP WLS BF H R ER SO BB IBB HBP BLK WP HR S P ERA WHIP	IP WLS BF H R ER SO BB IBB HBP BLK WP HR S P ERA WHIP	IP WLS BF H R ER SO BB IBB HBP BLK WP HR S P ERA WHIP	IP WLS BF H R ER SO BB IBB HBP BLK WP HR S P ERA WHIP	IP WLS BF H R ER SO BB IBB HBP BLK WP HR S P ERA WHIP	IP WLS BF H R ER SO BB IBB HBP BLK WP HR S P ERA WHIP	IP WLS BF H R ER SO BB IBB HBP BLK WP HR S P ERA WHIP	IP WLS BF H R ER SO BB IBB HBP BLK WP HR S P ERA WHIP	IP WLS BF H R ER SO BB IBB HBP BLK WP HR S P ERA WHIP	IP WLS BF H R ER SO BB IBB HBP BLK WP HR S P ERA WHIP	IP WLS BF H R ER SO BB IBB HBP BLK WP HR S P ERA WHIP	IP WLS BF H R ER SO BB IBB HBP BLK WP HR S P ERA WHIP	IP WLS BF H R ER SO BB IBB HBP BLK WP HR S P ERA WHIP	IP WLS BF H R ER SO BB IBB HBP BLK WP HR S P ERA WHIP	IP WLS BF H R ER SO BB IBB HBP BLK WP HR S P ERA WHIP	IP WLS BF H R ER SO BB IBB HBP BLK WP HR S P ERA WHIP
Wilfredo Ledezma, L ERA: 9.0	2.2	L	17	6	5	4	2	1	0	0	0	0	0	0	0	0	0	20	24	13.50	2.625					
Chris Spurling, R ERA: 4.05	1.1		6	3	1	1	1	0	0	0	0	0	0	0	0	0	0	8	9	6.75	2.250					
36 Colby Lewis, R ERA: 2.25	3.0		14	4	2	2	1	2	0	0	0	0	0	0	0	0	0	1	14	22	6.00	2.000				
68 Hector Mercado, L ERA: 7.2	1.0		5	1	0	0	3	1	0	0	0	0	0	0	0	0	0	10	14	0.00	2.000					
77 Kevin Hodge, R ERA: 6.75	1.0		4	1	1	1	0	0	0	0	0	0	0	0	0	0	0	1	4	4	9.00	1.000				
PITCHER	IP WLS BF H R ER SO BB IBB HBP BLK WP HR S P ERA WHIP	IP WLS BF H R ER SO BB IBB HBP BLK WP HR S P ERA WHIP	IP WLS BF H R ER SO BB IBB HBP BLK WP HR S P ERA WHIP	IP WLS BF H R ER SO BB IBB HBP BLK WP HR S P ERA WHIP	IP WLS BF H R ER SO BB IBB HBP BLK WP HR S P ERA WHIP	IP WLS BF H R ER SO BB IBB HBP BLK WP HR S P ERA WHIP	IP WLS BF H R ER SO BB IBB HBP BLK WP HR S P ERA WHIP	IP WLS BF H R ER SO BB IBB HBP BLK WP HR S P ERA WHIP	IP WLS BF H R ER SO BB IBB HBP BLK WP HR S P ERA WHIP	IP WLS BF H R ER SO BB IBB HBP BLK WP HR S P ERA WHIP	IP WLS BF H R ER SO BB IBB HBP BLK WP HR S P ERA WHIP	IP WLS BF H R ER SO BB IBB HBP BLK WP HR S P ERA WHIP	IP WLS BF H R ER SO BB IBB HBP BLK WP HR S P ERA WHIP	IP WLS BF H R ER SO BB IBB HBP BLK WP HR S P ERA WHIP	IP WLS BF H R ER SO BB IBB HBP BLK WP HR S P ERA WHIP	IP WLS BF H R ER SO BB IBB HBP BLK WP HR S P ERA WHIP	IP WLS BF H R ER SO BB IBB HBP BLK WP HR S P ERA WHIP	IP WLS BF H R ER SO BB IBB HBP BLK WP HR S P ERA WHIP	IP WLS BF H R ER SO BB IBB HBP BLK WP HR S P ERA WHIP	IP WLS BF H R ER SO BB IBB HBP BLK WP HR S P ERA WHIP	IP WLS BF H R ER SO BB IBB HBP BLK WP HR S P ERA WHIP	IP WLS BF H R ER SO BB IBB HBP BLK WP HR S P ERA WHIP	IP WLS BF H R ER SO BB IBB HBP BLK WP HR S P ERA WHIP	IP WLS BF H R ER SO BB IBB HBP BLK WP HR S P ERA WHIP	IP WLS BF H R ER SO BB IBB HBP BLK WP HR S P ERA WHIP	IP WLS BF H R ER SO BB IBB HBP BLK WP HR S P ERA WHIP
Batter	1	2	3	4	5	6	7	8	9	AB	R	H	RBI	BB	SO	LOB	BOTTOM									
Nook Logan, S OBP: 0.192, SLG: 0.125										2	1	1	0	1	1	0	Pittsburgh Pirates @ Detroit Tigers Joker Marchant Stadium, Lakeland, FL Mon Mar 13 2006, 1:05 PM EST Attr: 2,875 - Partly Cloudy - 83 F									
72 Ryan Ludwick, R OBP: 0.300, SLG: 0.579										1	0	0	0	0	0	0										
15 Brandon Inge, R OBP: 0.452, SLG: 0.679										4	0	1	0	0	0	1										
Nick McIntyre, S OBP: 0.167, SLG: 0.167										0	0	0	0	0	0	0										
31 Chris Shelton, R OBP: 0.364, SLG: 0.741										3	1	2	2	0	0	0										
33 Marcus Thames, R OBP: 0.379, SLG: 0.667										4	0	2	0	0	1	1										
24 Brent Clevlen, R OBP: 0.500, SLG: 0.864										3	0	0	0	1	1	1										
67 Mike Hessman, R OBP: 0.240, SLG: 0.409										3	0	0	0	1	0	2										
13 Vance Wilson, R OBP: 0.409, SLG: 0.550										2	0	2	0	1	0	0										
64 Max St. Pierre, R OBP: 0.667, SLG: 0.500										1	0	0	0	0	0	0										
20 Omar Infante, R OBP: 0.462, SLG: 0.500										3	0	1	0	0	1	3										
19 Kevin Hooper, R OBP: 0.235, SLG: 0.200										1	0	0	0	0	0	0										
Tony Giarratano, S OBP: 0.100, SLG: 0.100										3	0	0	0	0	0	3										
Inning Stats	R: 1 E: 0 K: 1 S: 7	H: 2 LOB: 1 BB: 0 P: 7	R: 0 E: 0 K: 0 S: 4	H: 2 LOB: 1 BB: 0 P: 4	R: 1 E: 0 K: 0 S: 4	H: 2 LOB: 2 BB: 2 P: 12	R: 0 E: 0 K: 1 S: 5	H: 1 LOB: 0 BB: 0 P: 5	R: 0 E: 0 K: 1 S: 6	H: 2 LOB: 2 BB: 0 P: 6	R: 0 E: 0 K: 0 S: 2	H: 0 LOB: 1 BB: 2 P: 10	R: 0 E: 0 K: 0 S: 3	H: 0 LOB: 0 BB: 0 P: 3	R: 0 E: 0 K: 1 S: 5	H: 0 LOB: 0 BB: 0 P: 5	R: 0 E:									

Batter	1	2	3	4	5	6	7	8	9	AB	R	H	RBI	BB	SO	LOB	TOP						
13 Nate McLouth, L OBP: 0.433, SLG: 0.704																	5 1 3 1 0 2 4						
76 Cookie Dawks, R OBP: 0.375, SLG: 0.600 37 Yurendell Decaster, R (9, PH)																	4 0 3 1 0 1 0 0 0 0 0 1 0 0						
12 Freddy Sanchez, R OBP: 0.393, SLG: 0.520 19 José Bautista, R OBP: 0.484, SLG: 0.731																	2 0 1 0 0 0 2 2 0 0 0 0 0 3						
Jason Bay, R OBP: 0.444, SLG: 1.000 53 Mike Edwards, R OBP: 0.490, SLG: 0.690																	3 0 1 0 0 0 2 2 1 1 1 0 0 2						
Jeremy Burnitz, L OBP: 0.375, SLG: 0.938 10 Rajai Davis, R OBP: 0.353, SLG: 0.400																	3 0 0 0 0 0 4 2 0 0 0 0 0 2						
Brad Eldred, R OBP: 0.229, SLG: 0.424																	4 0 0 0 0 2 0						
José Hernández, R OBP: 0.240, SLG: 0.250 64 Jason Alfaró, R OBP: 0.529, SLG: 0.385																	3 0 0 0 0 1 0 1 0 1 0 0 0 0						
65 Ray Sadler, R OBP: 0.500, SLG: 0.731																	3 0 1 0 1 1 1						
11 Humberto Cota, R OBP: 0.333, SLG: 0.214 78 Carlos Maldonado, R OBP: 0.375, SLG: 1.143																	2 1 1 0 1 0 1 0 0 0 0 0 0 0						
Inning Stats	R: 0 E: 0 K: 0 S: 5	H: 3 LOB: 2 BB: 0 P: 5	R: 0 E: 0 K: 1 S: 5	H: 0 LOB: 2 BB: 2 P: 13	R: 0 E: 0 K: 1 S: 6	H: 1 LOB: 1 BB: 0 P: 6	R: 0 E: 0 K: 3 S: 9	H: 0 LOB: 3 BB: 0 P: 9	R: 2 E: 0 K: 0 S: 6	H: 3 LOB: 1 BB: 0 P: 6	R: 0 E: 0 K: 0 S: 4	H: 1 LOB: 1 BB: 0 P: 4	R: 0 E: 0 K: 0 S: 5	H: 2 LOB: 2 BB: 0 P: 5	R: 0 E: 0 K: 2 S: 8	H: 1 LOB: 2 BB: 0 P: 10	R: 1 E: 0 K: 0 S: 3	H: 1 LOB: 0 BB: 1 P: 7	1B: 9 2B: 3 3B: 0 HR: 1	SF: 0 SAC: 1 DP: 2 HBP: 1	WP: 0 PB: 0 SB: 0 CS: 0	PA: 41	
PITCHER	IP	WLS	BF	H	R	ER	SO	BB	IBB	HBP	BLK	WP	HR	S	P	ERA	WHIP					ERA	WHIP
Matt Garza, R ERA: 1.23	2.0		10	3	0	0	1	2	0	0	0	0	0	10	18	0.00	2.500					9.00	2.000
54 Matt Guerrier, R ERA: 6.0	2.0	W	10	4	2	2	4	0	0	0	0	0	0	18	18	9.00	2.000						
Ryan Glynn, R ERA:	2.0		7	1	0	0	0	0	0	0	0	0	0	7	7	0.00	0.500						
Pete Munro, R ERA:	1.0	H	5	2	0	0	0	0	0	0	0	0	0	5	5	0.00	2.000						
85 Julio DePaula, R ERA:	1.0	H	5	1	0	0	2	0	0	1	0	0	0	8	10	0.00	1.000						

Pittsburgh Pirates @ Minnesota Twins
Hammond Stadium, Fort Myers, FL
Wed Mar 15 2006, 1:05 PM EST
Att: 6,586 - Sunny - 75 F

AB 36
R 3
H 12
RBI 3
BB 3
SO 7
LOB 21



Batter	1	2	3	4	5	6	7	8	9	AB	R	H	RBI	BB	SO	LOB	BOTTOM						
Shannon Stewart, R OBP: 0.389, SLG: 0.625 Jason Tyner, L OBP: 0.429, SLG: 0.444																	2 1 1 2 1 0 0 2 0 0 0 0 0 2						
38 Luis Antonio Rodríguez, R OBP: 0.280, SLG: 0.291 Felix Molina, S OBP: 1.000, SLG: 1.000																	2 0 0 0 2 0 1 0 0 0 0 0 0 0						
55 Mike Redmond, R OBP: 0.333, SLG: 0.333 51 Shawn Wooten, R OBP: 0.267, SLG: 0.083																	3 0 1 0 0 0 3 1 0 0 0 0 0 0						
24 Rondell White, R OBP: 0.407, SLG: 0.769 11 Josh Rabe, R OBP: 0.333, SLG: 0.550																	3 1 1 1 0 1 2 1 0 1 0 0 0 0						
Tori Hunter, R OBP: 0.429, SLG: 0.684 20 Lew Ford, R OBP: 0.280, SLG: 0.478																	1 0 0 0 1 0 0 2 0 0 0 0 0 1						
21 Ruben Sierra, S OBP: 0.474, SLG: 0.400 Jason Pridie, L OBP: 0.500, SLG: 0.545																	2 1 1 0 0 0 1 2 0 1 0 0 0 0						
Tony Batista, R OBP: 0.250, SLG: 0.357 15 Glenn Williams, S OBP: 0.294, SLG: 0.353																	3 0 1 0 0 0 1 1 0 1 0 0 0 0						
Terry Liffe, S OBP: 0.414, SLG: 0.552 Garrett Jones, L OBP: 0.318, SLG: 0.429																	2 1 1 0 0 0 1 2 0 0 0 0 2 2						
Jason Bartlett, R OBP: 0.478, SLG: 0.476 Gil Velazquez, R (7, 6)																	2 1 1 2 1 0 0 1 0 0 0 0 1 2						
Inning Stats	R: 0 E: 0 K: 0 S: 3	H: 0 LOB: 0 BB: 0 P: 3	R: 0 E: 0 K: 1 S: 4	H: 0 LOB: 1 BB: 1 P: 9	R: 2 E: 0 K: 0 S: 6	H: 3 LOB: 2 BB: 2 P: 15	R: 2 E: 0 K: 0 S: 6	H: 3 LOB: 3 BB: 2 P: 14	R: 1 E: 0 K: 0 S: 4	H: 1 LOB: 0 BB: 0 P: 4	R: 0 E: 1 K: 1 S: 6	H: 0 LOB: 1 BB: 0 P: 6	R: 0 E: 0 K: 0 S: 3	H: 1 LOB: 0 BB: 0 P: 3	R: 0 E: 0 K: 2 S: 9	H: 2 LOB: 2 BB: 0 P: 9	R: 0 E: 0 K: 2 S: 3	H: 0 LOB: 0 BB: 1 P: 7	1B: 6 2B: 3 3B: 0 HR: 2	SF: 0 SAC: 0 DP: 2 HBP: 0	WP: 0 PB: 0 SB: 1 CS: 1	PA: 38	
PITCHER	IP	WLS	BF	H	R	ER	SO	BB	IBB	HBP	BLK	WP	HR	S	P	ERA	WHIP					ERA	WHIP
24 Brandon Duckworth, R ERA: 3.4	0.1	L	14	3	2	2	1	3	0	0	0	0	0	4	12	54.00	15.000						
71 C.J. Ninkowski, L ERA: 7.71	0.1		6	3	2	2	0	2	0	0	0	0	0	4	12	54.00	15.000						
Victor Santos, R ERA: 5.59	2.1		9	1	1	1	1	0	0	0	0	0	1	11	11	3.86	0.429						
Michael Gonzalez, L ERA: 2.25	1.0		3	1	0	0	0	0	0	0	0	0	0	3	3	0.00	1.000						
34 John Grabow, L ERA: 6.35	1.0		5	2	0	0	2	0	0	0	0	0	0	9	9	0.00	2.000						

Pittsburgh Pirates @ Minnesota Twins
Hammond Stadium, Fort Myers, FL
Wed Mar 15 2006, 1:05 PM EST
Att: 6,586 - Sunny - 75 F

AB 32
R 5
H 10
RBI 5
BB 5
SO 4
LOB 16



Batter	1	2	3	4	5	6	7	8	9	AB	R	H	RBI	BB	SO	LOB	TOP				
10 Rajai Davis, R OBP: 0.342, SLG: 0.382										4	1	1	0	0	2	1	Pittsburgh Pirates @ Cincinnati Reds Ed Smith Stadium, Sarasota, FL Thu Mar 16 2006, 1:05 PM EST Att: 5,112 - Cloudy - 75 F				
2 Jack Wilson, R OBP: 0.385, SLG: 0.364										3	0	1	0	0	0	0					
13 J.J. Furmaniak, R OBP: 0.278, SLG: 0.286										1	0	0	0	0	0	1					
Sean Casey, L OBP: 0.480, SLG: 0.500										3	0	0	1	0	1	1					
Jody Gerut, L OBP: 0.400, SLG: 0.300										1	0	1	0	0	0	0					
Craig Wilson, R OBP: 0.257, SLG: 0.387										3	0	0	0	0	2	1					
64 Jason Alvaro, R OBP: 0.500, SLG: 0.357										1	0	0	0	0	0	1					
41 Ryan Doumit, S OBP: 0.375, SLG: 0.700										2	1	1	1	1	0	0					
53 Mike Edwards, R OBP: 0.462, SLG: 0.571										1	0	0	0	0	0	1					
Joe Randa, R OBP: 0.444, SLG: 0.813										2	0	1	0	1	1	1					
37 Yurendell Decaster, R OBP: 0.250, SLG: 0.417										1	0	0	0	0	1	0					
Jose Castillo, R OBP: 0.444, SLG: 0.591										3	0	2	0	0	0	1					
66 Paul Chaffredo, R OBP: 0.250, SLG: 0.417										1	0	0	0	0	0	0					
65 Ray Sadler, R OBP: 0.441, SLG: 0.633										4	0	0	0	0	2	5					
57 Zach Duke, L										2	0	0	0	0	0	2					
22 Ryan Vogelsong, R										0	0	0	0	0	0	0					
78 Carlos Maldonado, R Roberto Hernandez, R 56 Britt Reames, R										0	0	0	0	1	0	0					
										0	0	0	0	0	0	0					
										0	0	0	0	0	0	0					
										0	0	0	0	0	0	0					
Inning Stats	R: 0 E: 0 K: 2 S: 7	H: 0 LOB: 0 BB: 0 P: 7	R: 1 E: 0 K: 1 S: 7	H: 2 LOB: 1 BB: 0 P: 7	R: 1 E: 1 K: 0 S: 6	H: 2 LOB: 1 BB: 0 P: 6	R: 0 E: 0 K: 1 S: 6	H: 1 LOB: 2 BB: 1 P: 10	R: 0 E: 0 K: 0 S: 3	H: 0 LOB: 0 BB: 0 P: 3	R: 0 E: 0 K: 2 S: 8	H: 1 LOB: 2 BB: 1 P: 12	R: 0 E: 0 K: 1 S: 4	H: 0 LOB: 0 BB: 1 P: 8	R: 0 E: 0 K: 0 S: 3	H: 1 LOB: 0 BB: 0 P: 3	1B: 5 2B: 1 3B: 0 HR: 1	SF: 0 SAC: 0 DP: 2 HBP: 0	WP: 0 PB: 1 SB: 0 CS: 0	PA: 35	
PITCHER	IP WLS BF H R ER SO BB IBB HBP BLK WP HR S P ERA WHIP	IP WLS BF H R ER SO BB IBB HBP BLK WP HR S P ERA WHIP	IP WLS BF H R ER SO BB IBB HBP BLK WP HR S P ERA WHIP	IP WLS BF H R ER SO BB IBB HBP BLK WP HR S P ERA WHIP	IP WLS BF H R ER SO BB IBB HBP BLK WP HR S P ERA WHIP	IP WLS BF H R ER SO BB IBB HBP BLK WP HR S P ERA WHIP	IP WLS BF H R ER SO BB IBB HBP BLK WP HR S P ERA WHIP	IP WLS BF H R ER SO BB IBB HBP BLK WP HR S P ERA WHIP	IP WLS BF H R ER SO BB IBB HBP BLK WP HR S P ERA WHIP	IP WLS BF H R ER SO BB IBB HBP BLK WP HR S P ERA WHIP	IP WLS BF H R ER SO BB IBB HBP BLK WP HR S P ERA WHIP	IP WLS BF H R ER SO BB IBB HBP BLK WP HR S P ERA WHIP	IP WLS BF H R ER SO BB IBB HBP BLK WP HR S P ERA WHIP	IP WLS BF H R ER SO BB IBB HBP BLK WP HR S P ERA WHIP	IP WLS BF H R ER SO BB IBB HBP BLK WP HR S P ERA WHIP	IP WLS BF H R ER SO BB IBB HBP BLK WP HR S P ERA WHIP	IP WLS BF H R ER SO BB IBB HBP BLK WP HR S P ERA WHIP	IP WLS BF H R ER SO BB IBB HBP BLK WP HR S P ERA WHIP	IP WLS BF H R ER SO BB IBB HBP BLK WP HR S P ERA WHIP	IP WLS BF H R ER SO BB IBB HBP BLK WP HR S P ERA WHIP	IP WLS BF H R ER SO BB IBB HBP BLK WP HR S P ERA WHIP

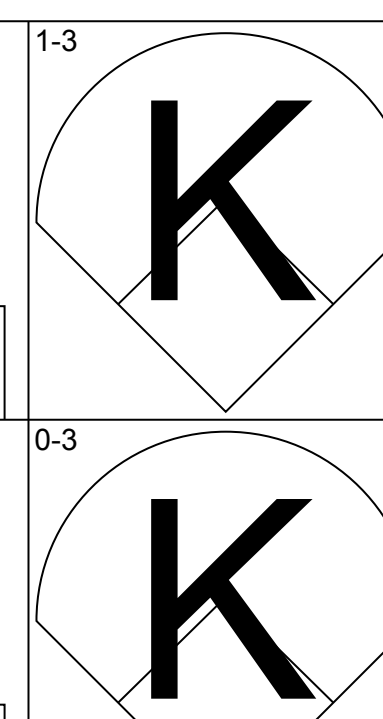
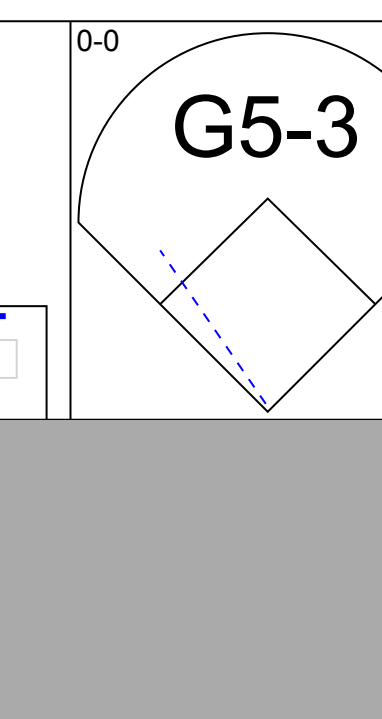
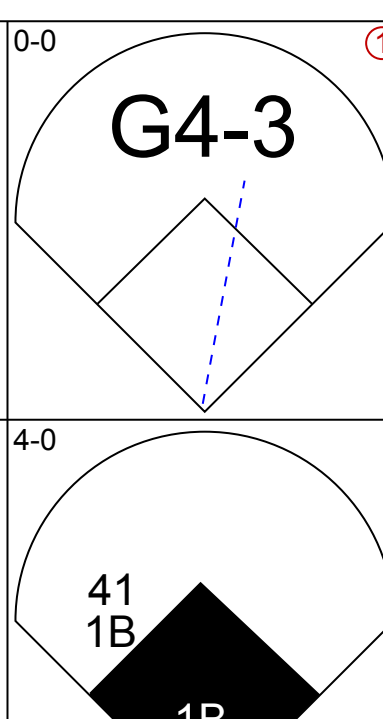

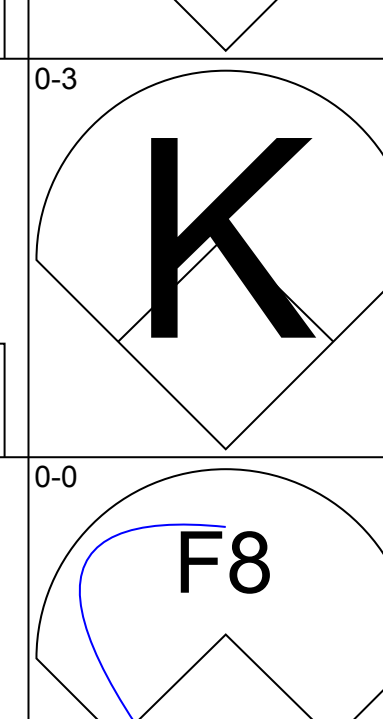

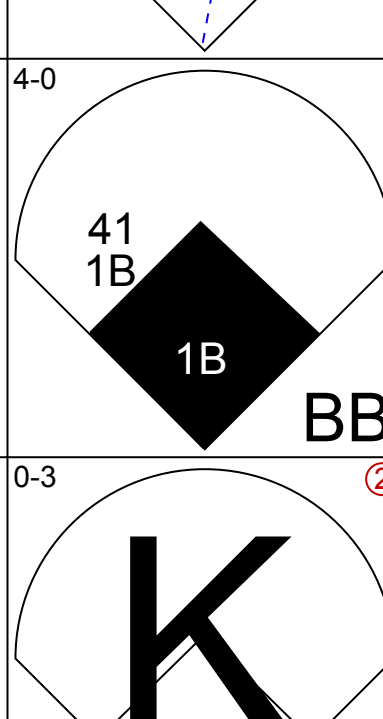
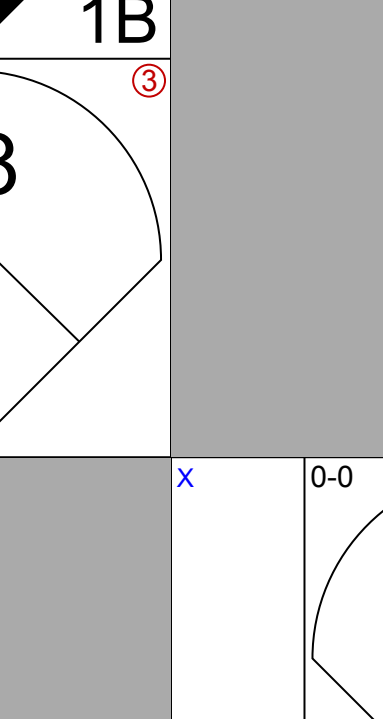
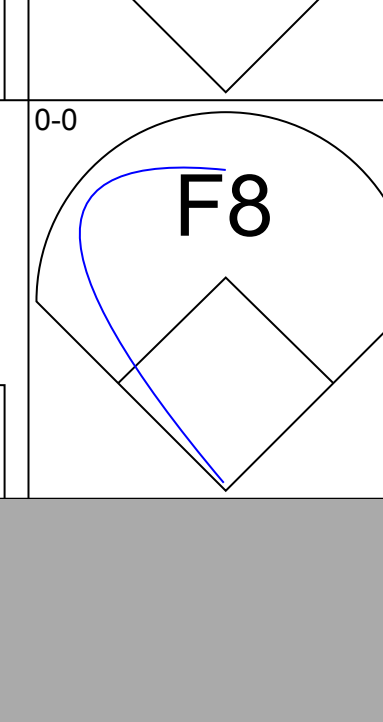
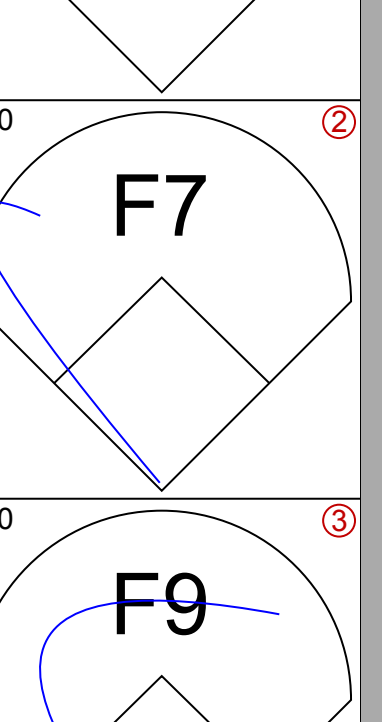
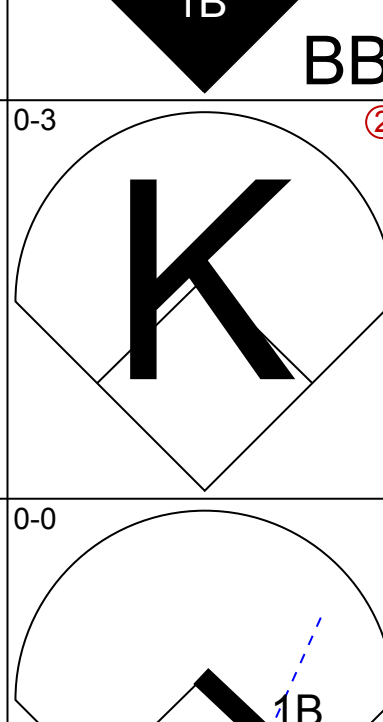
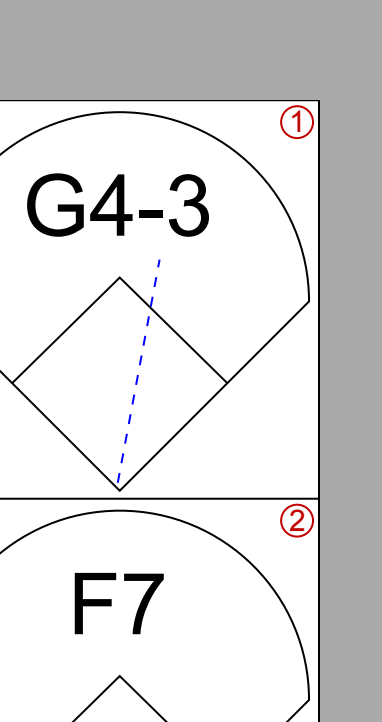
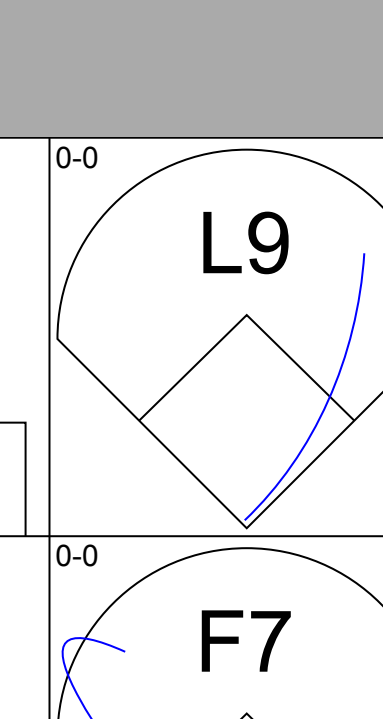
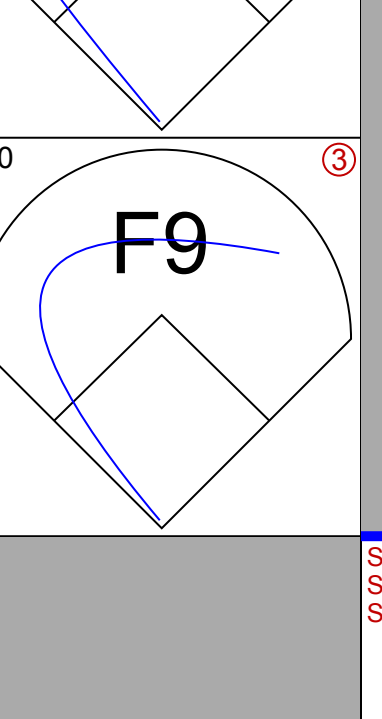
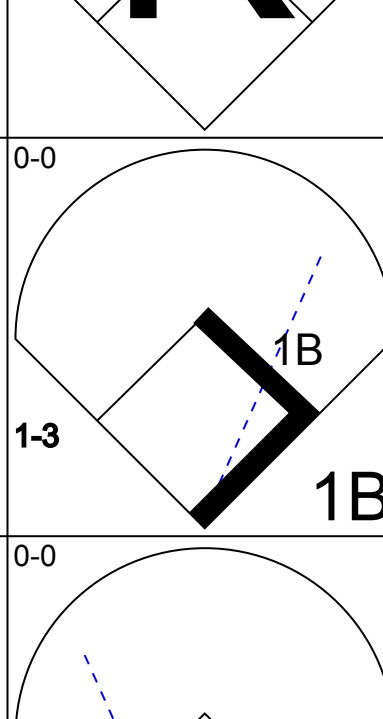
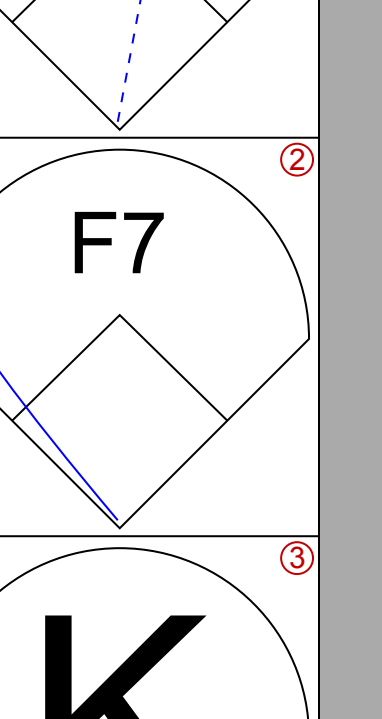
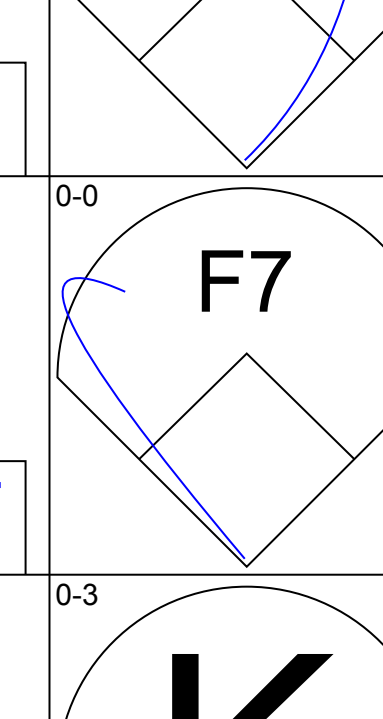
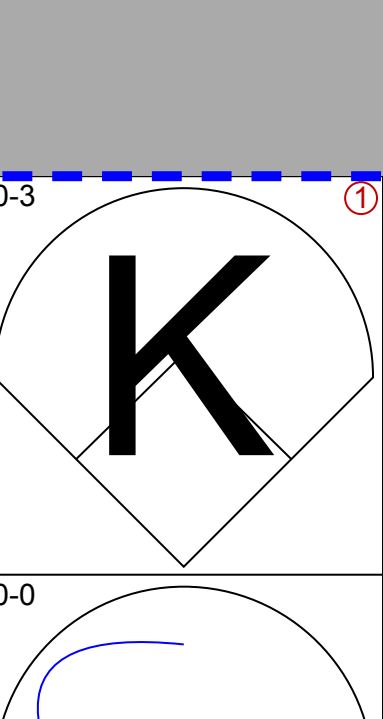
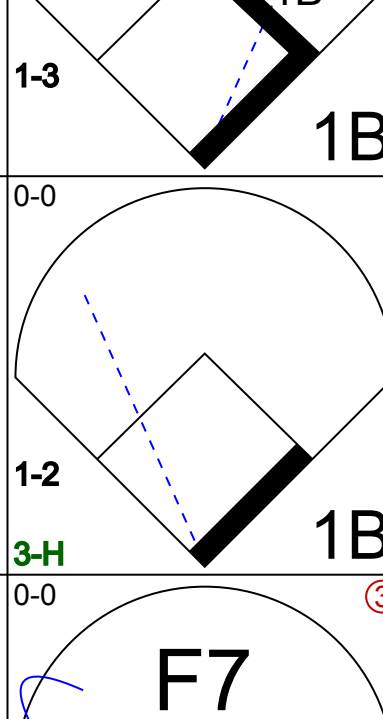
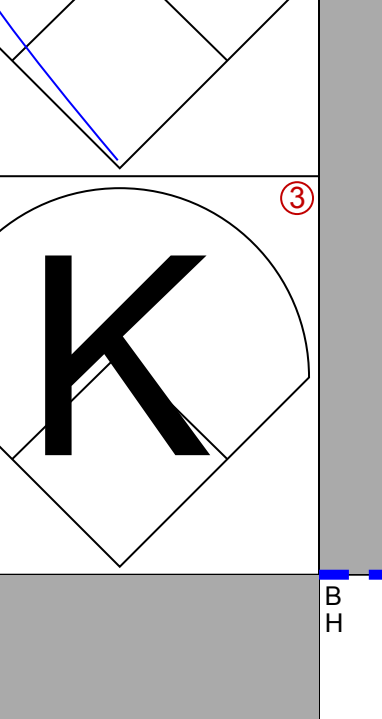
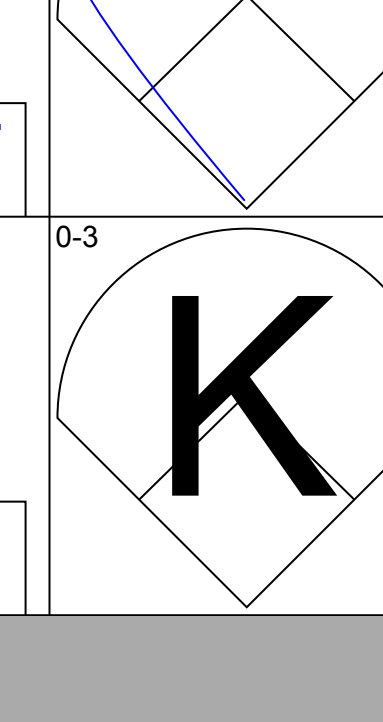
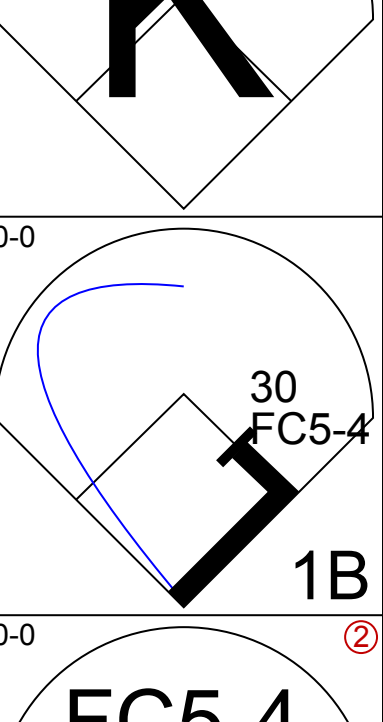
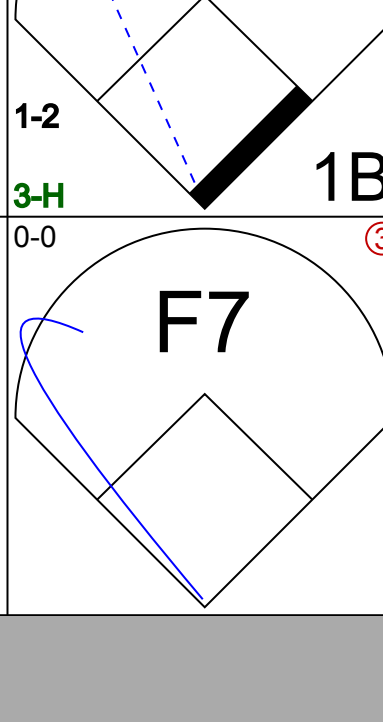
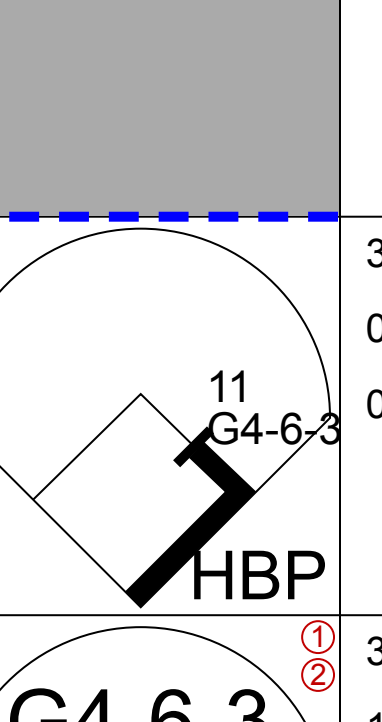
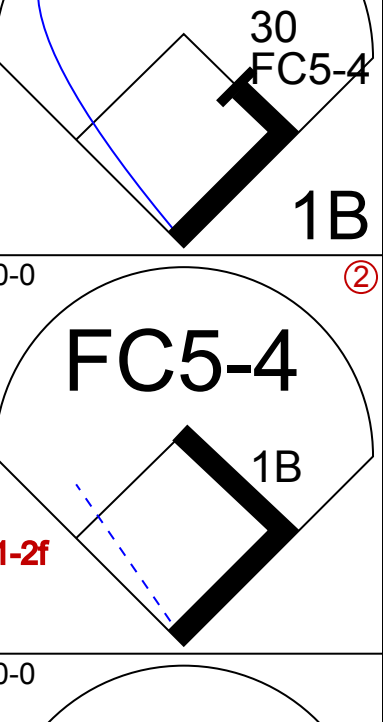
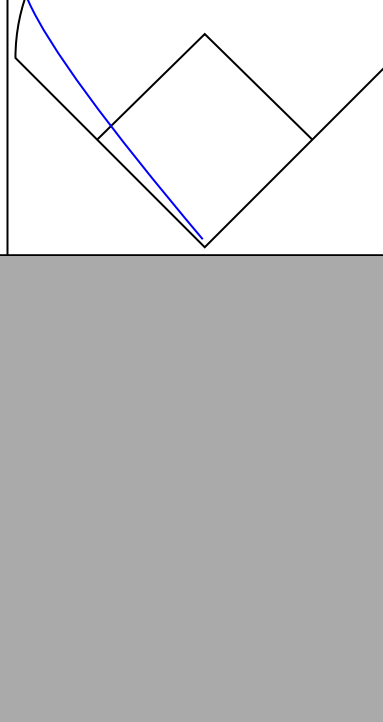
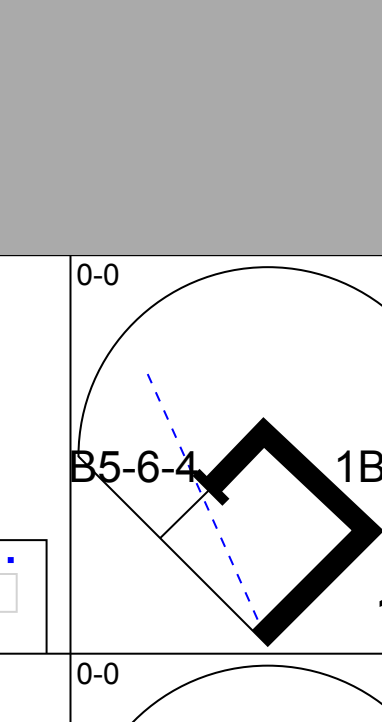
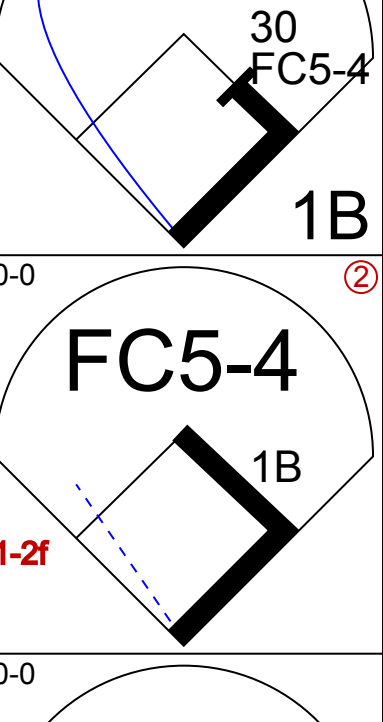
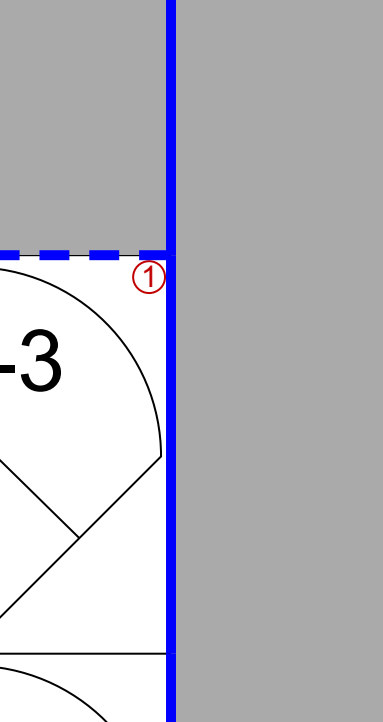
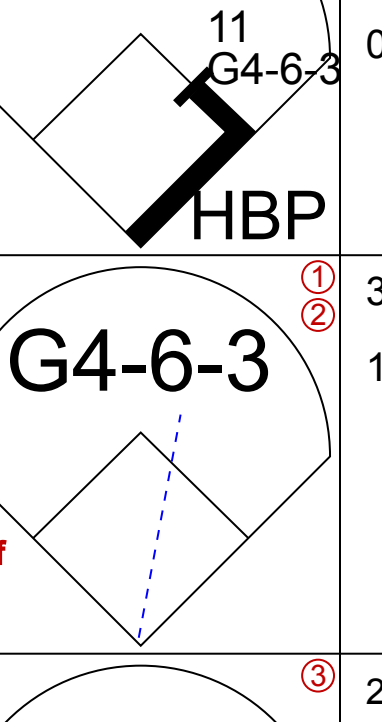
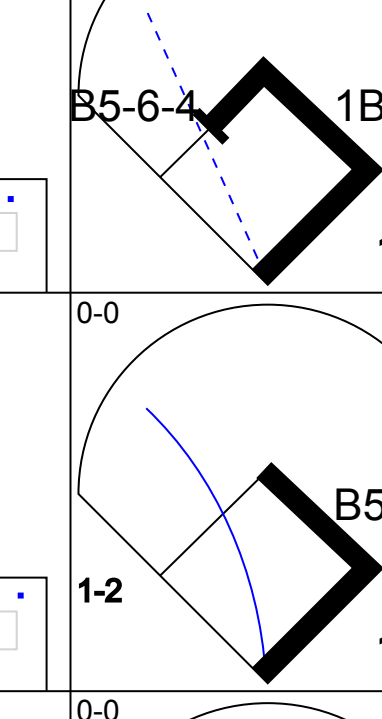
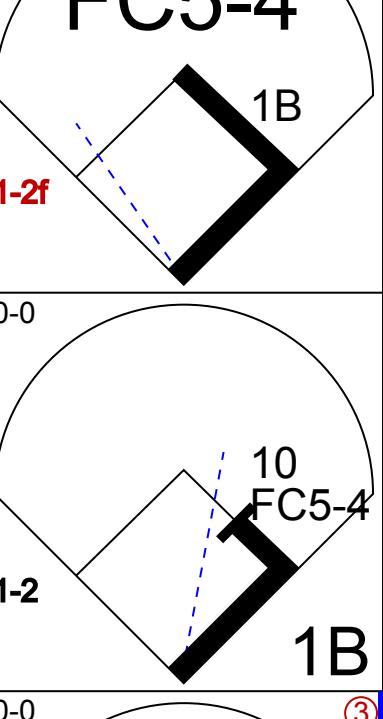
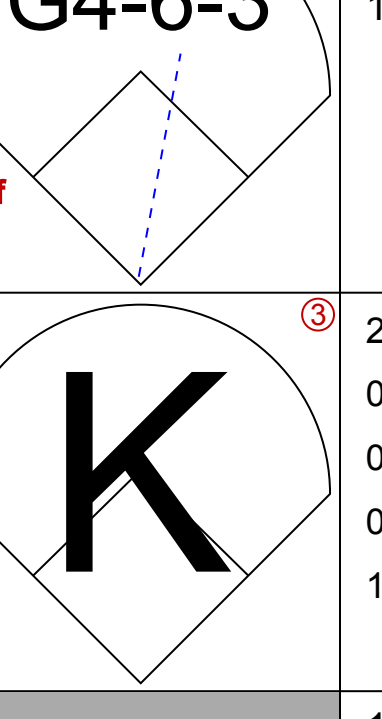
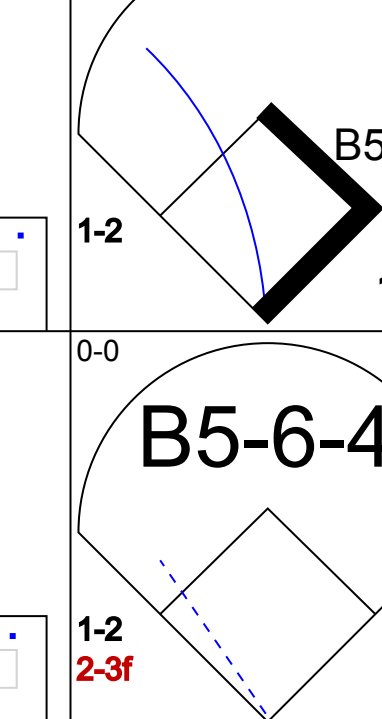
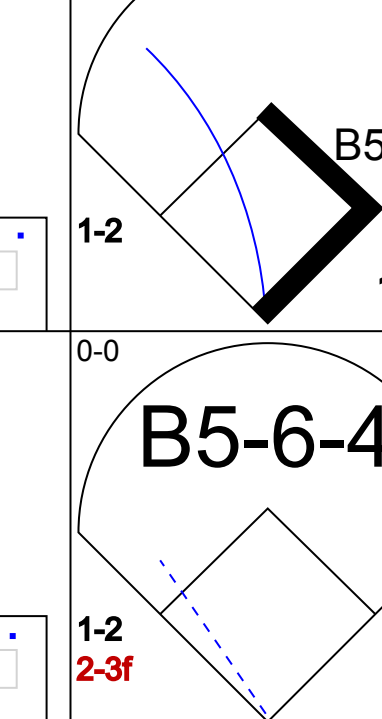
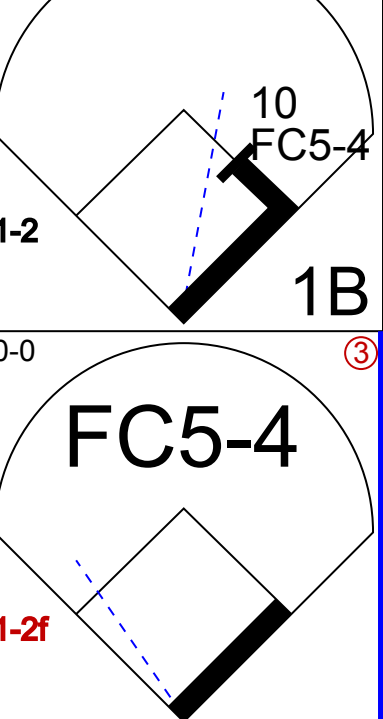
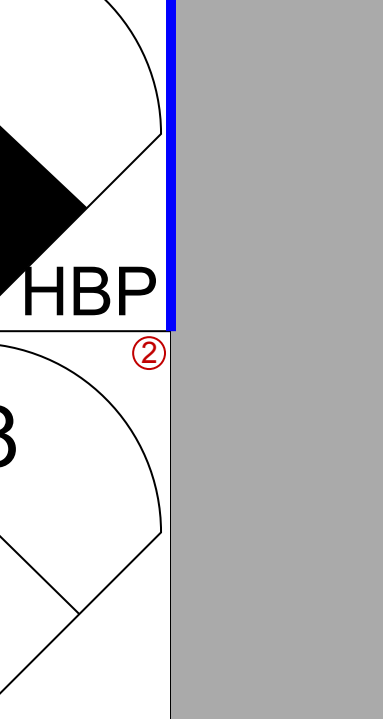
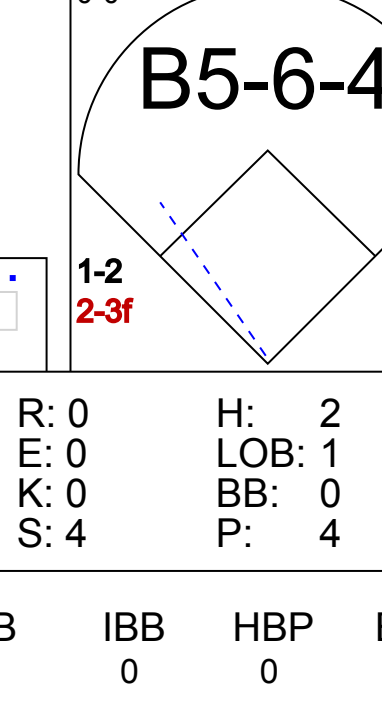
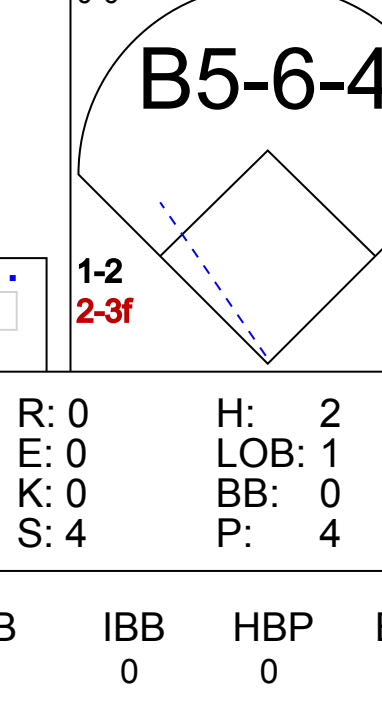
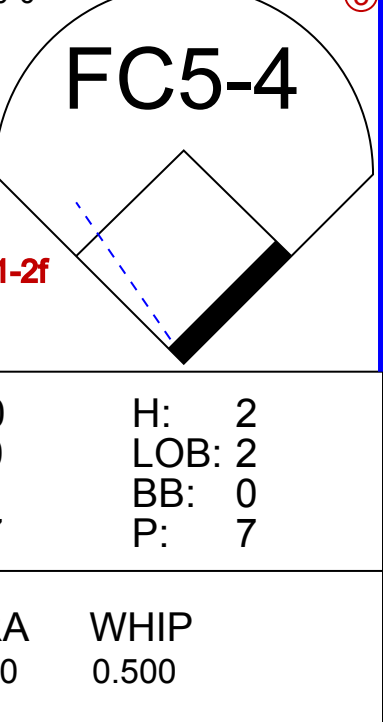
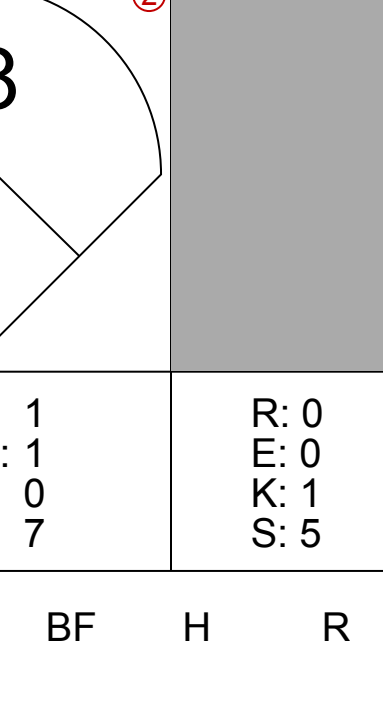
AB 32
R 2
H 7
RBI 2
BB 3
SO 9
LOB 15

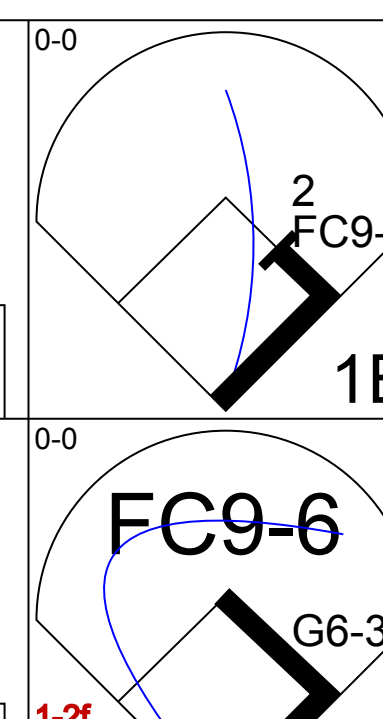
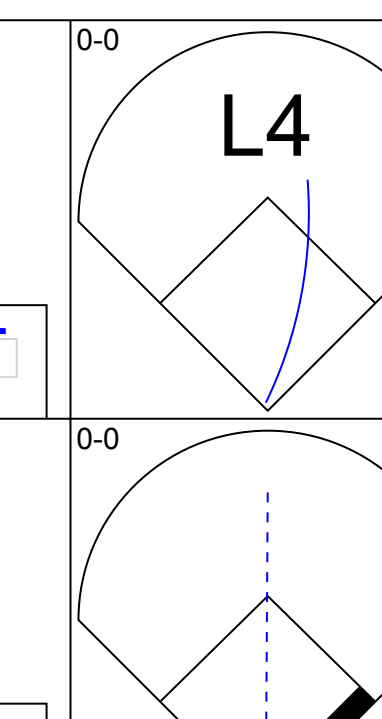
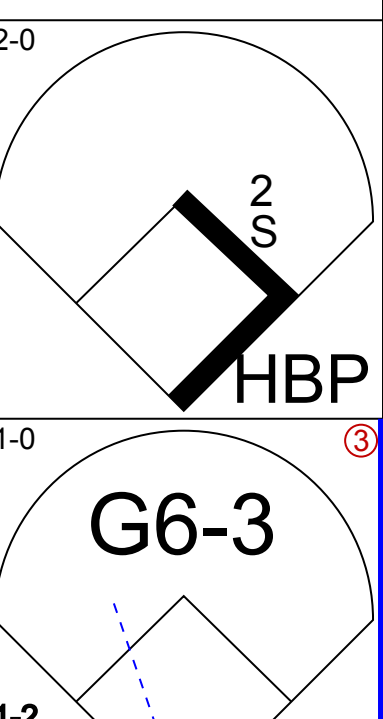
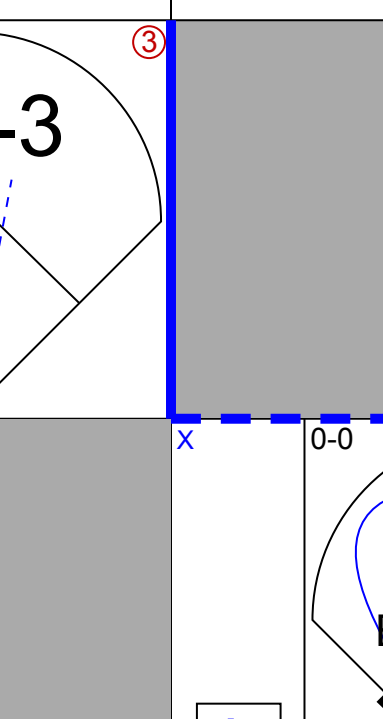
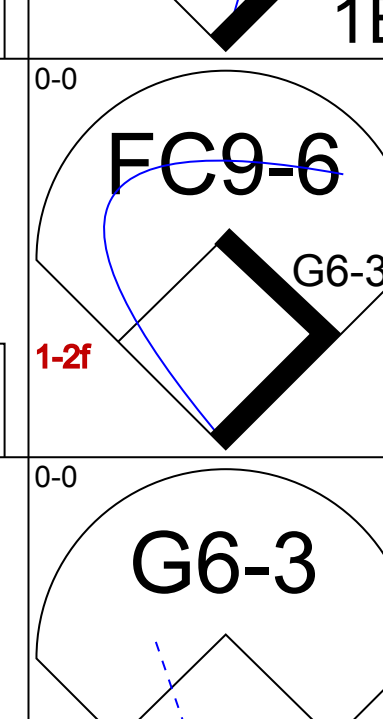
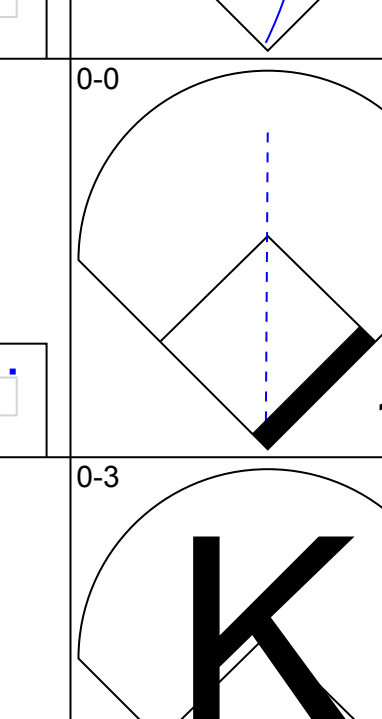
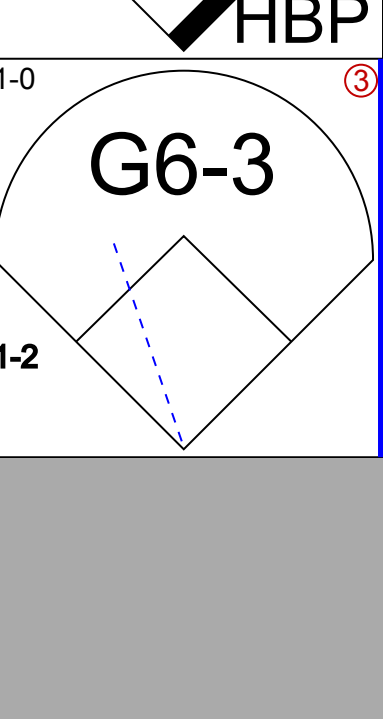
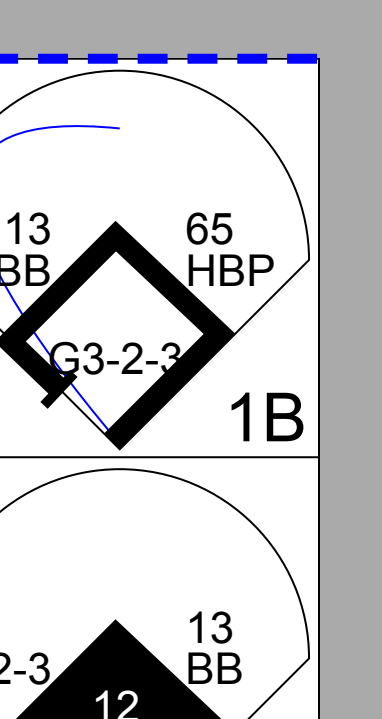
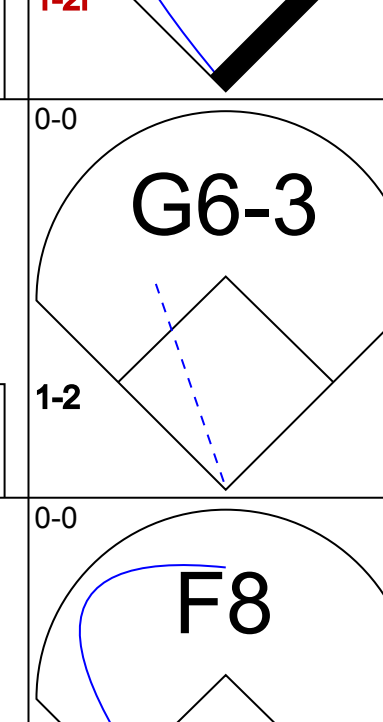
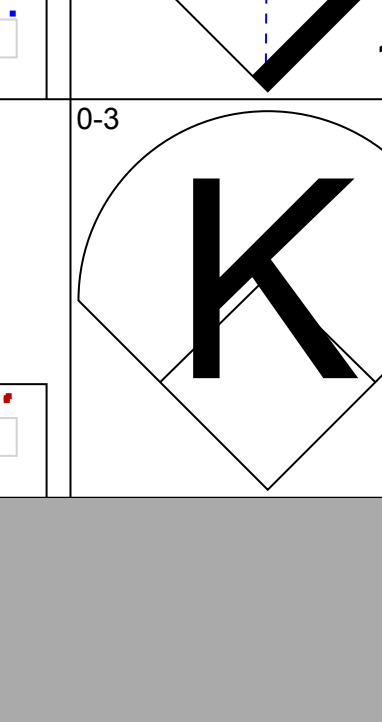
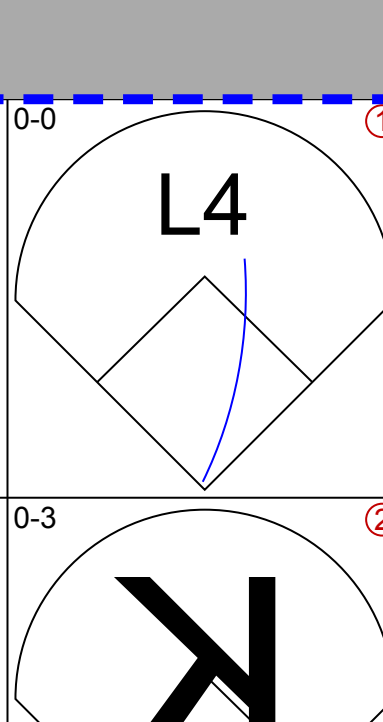
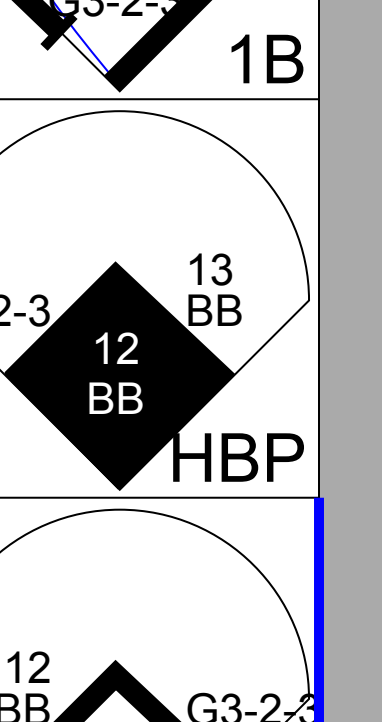
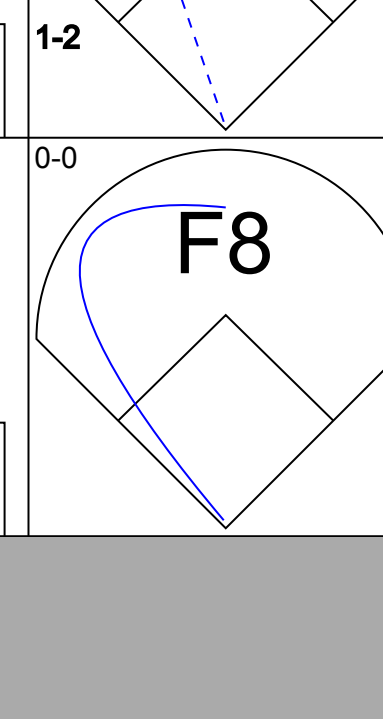
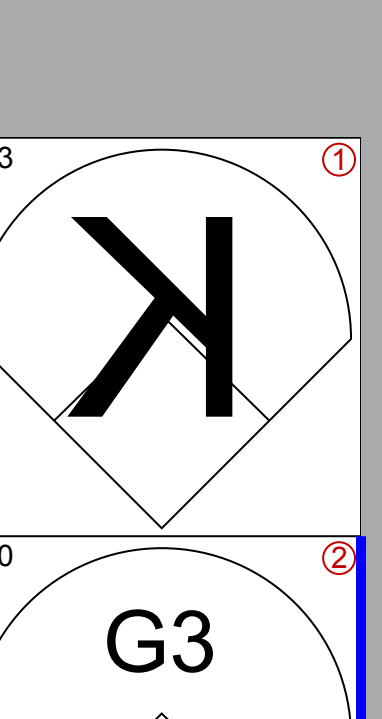
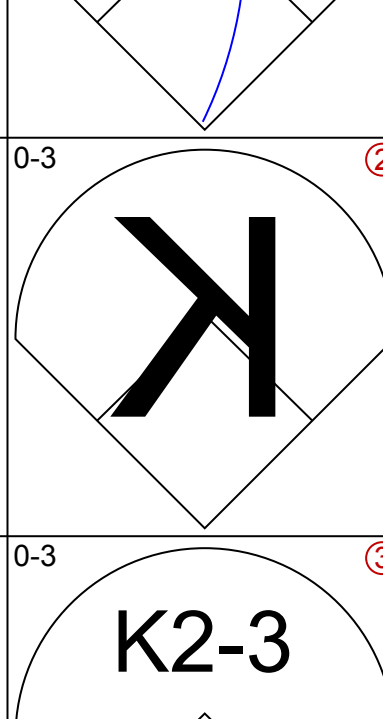
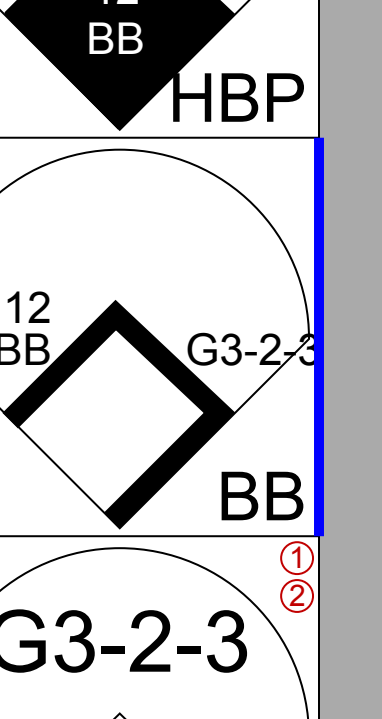
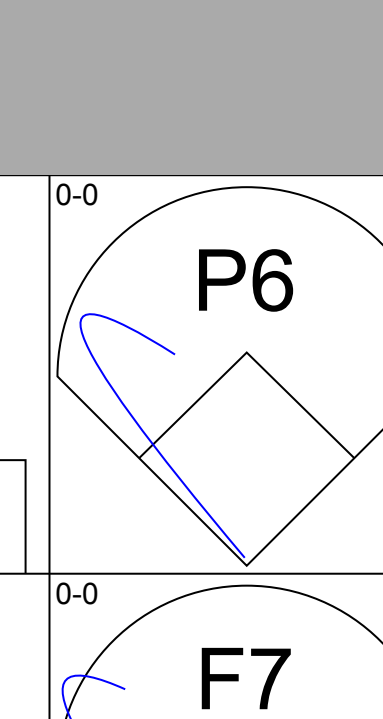
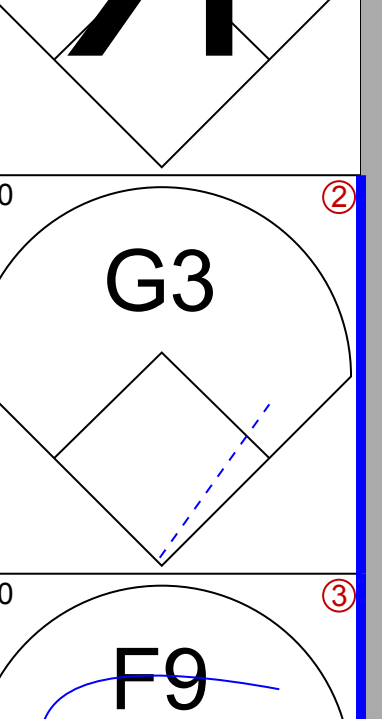
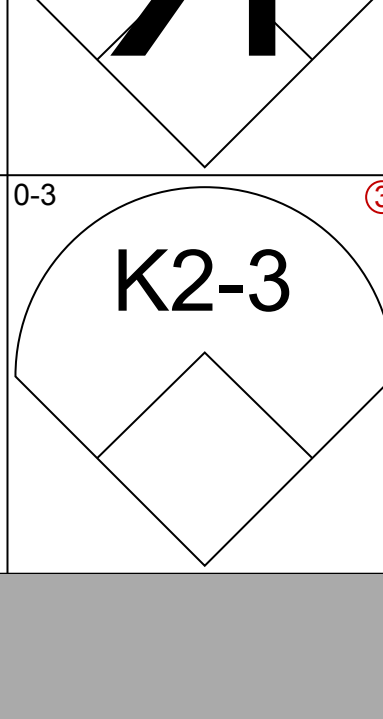
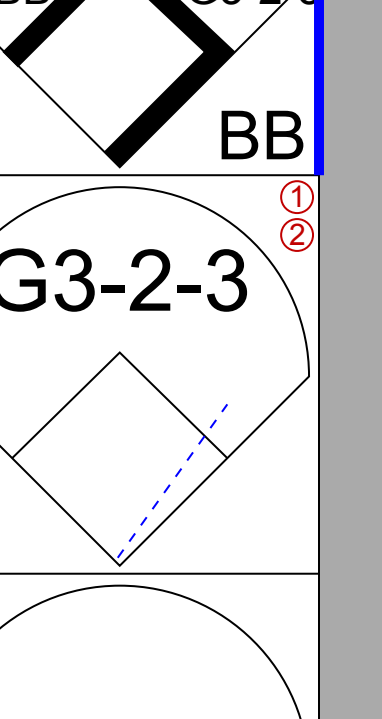
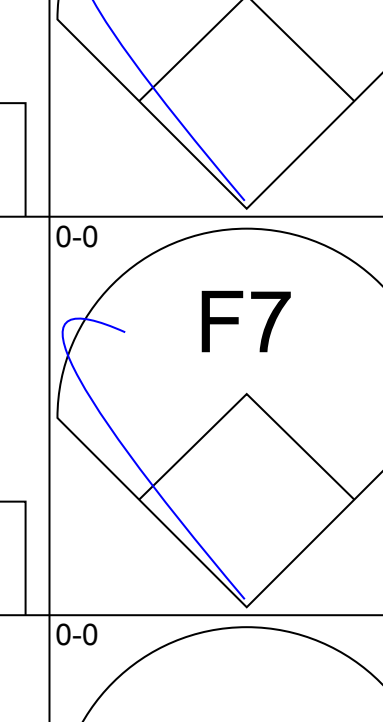
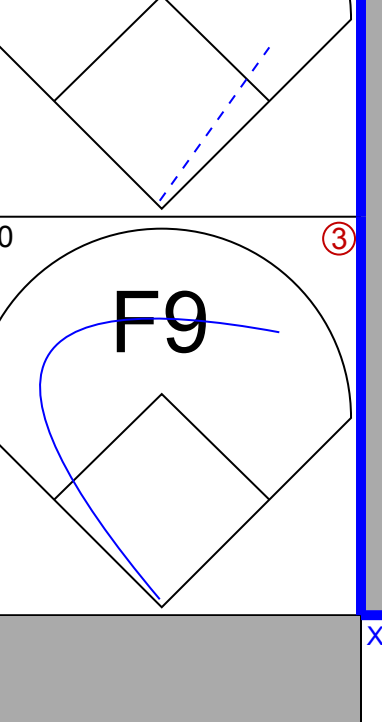
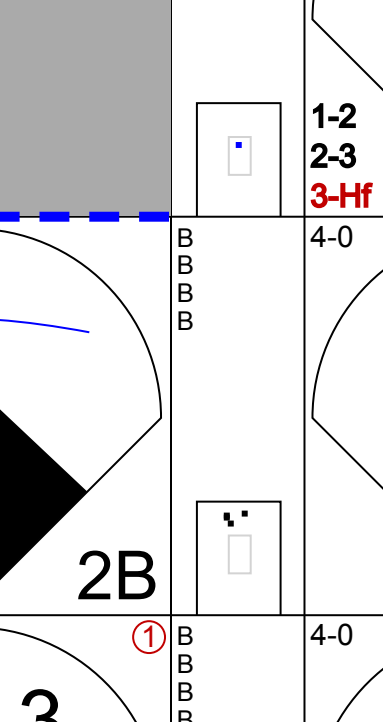
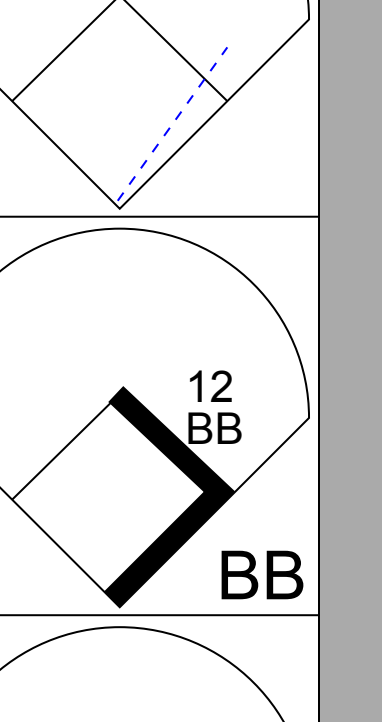
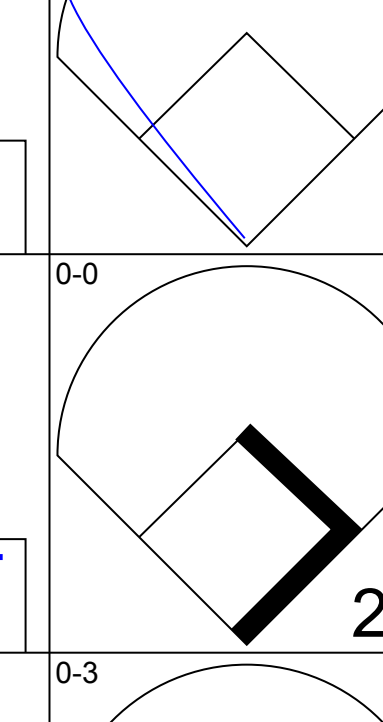
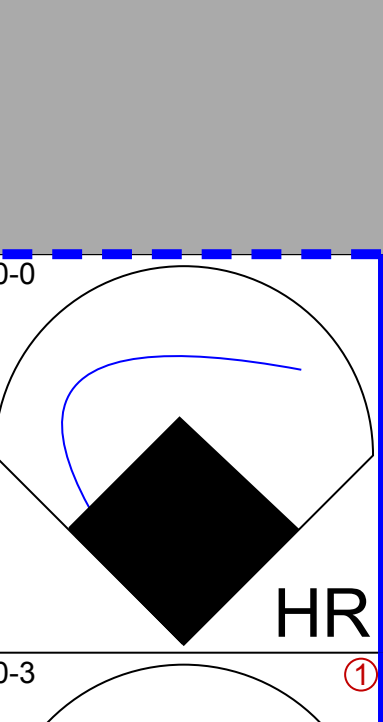
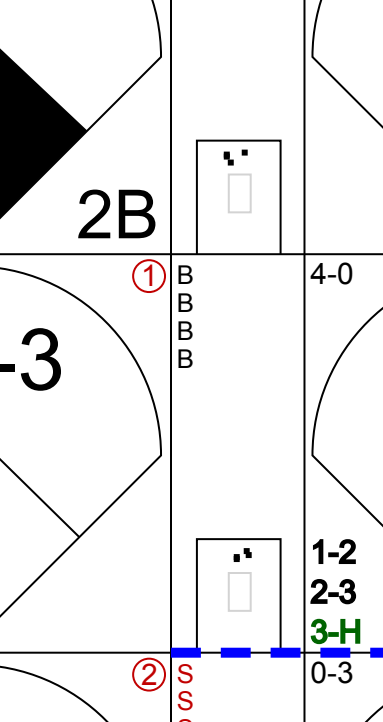
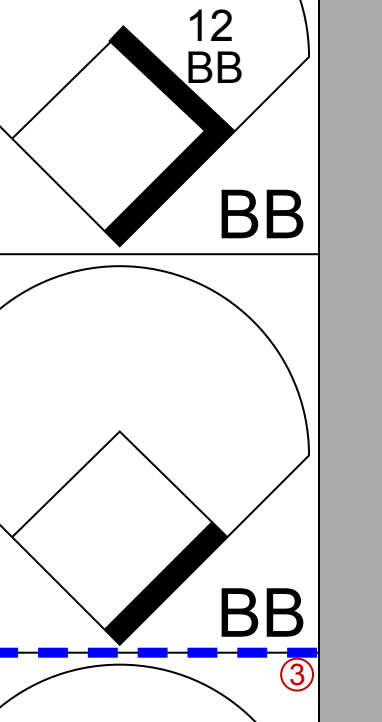
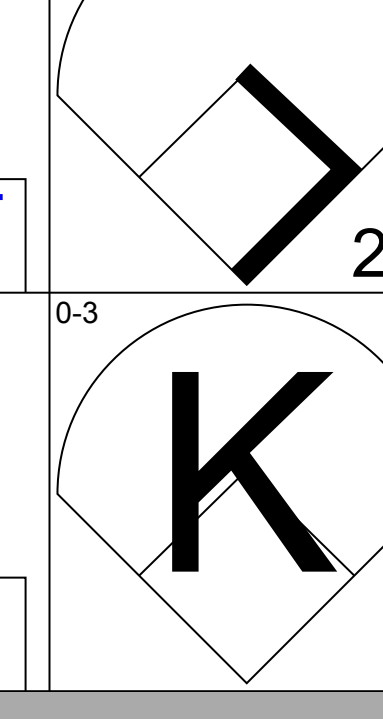

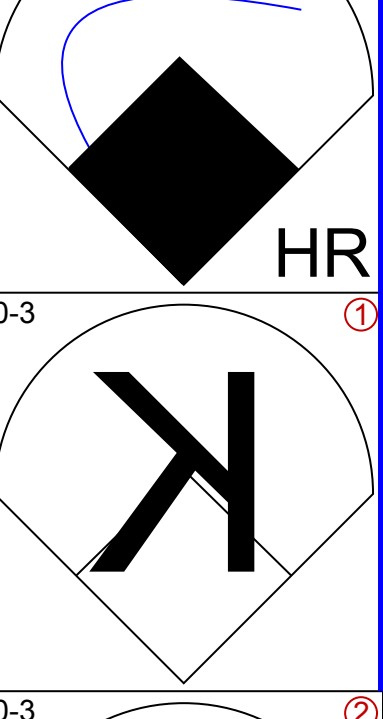
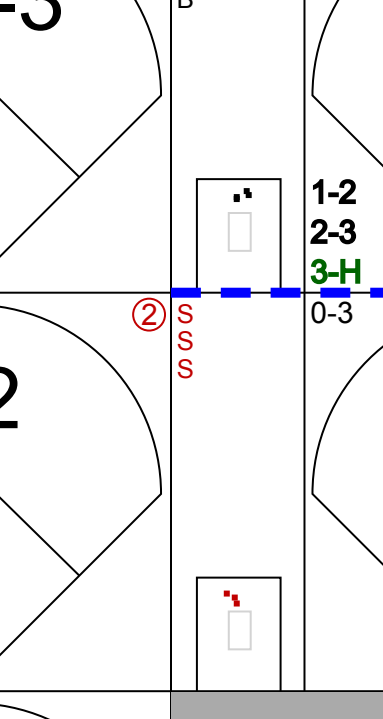
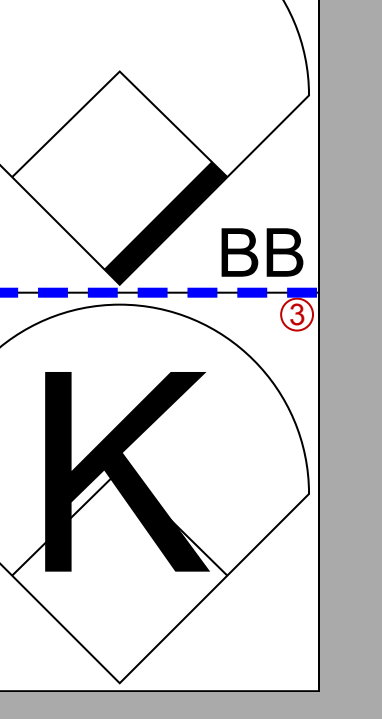
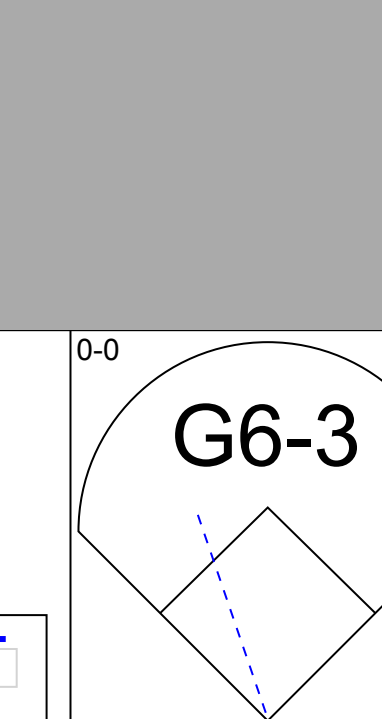
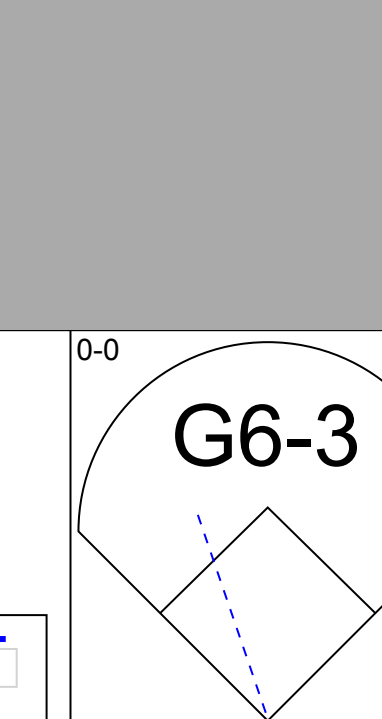
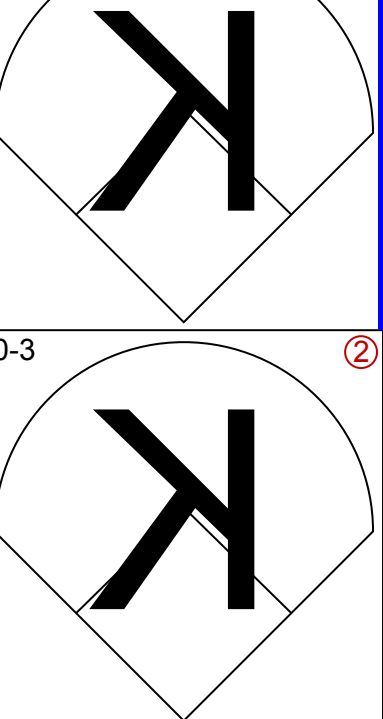
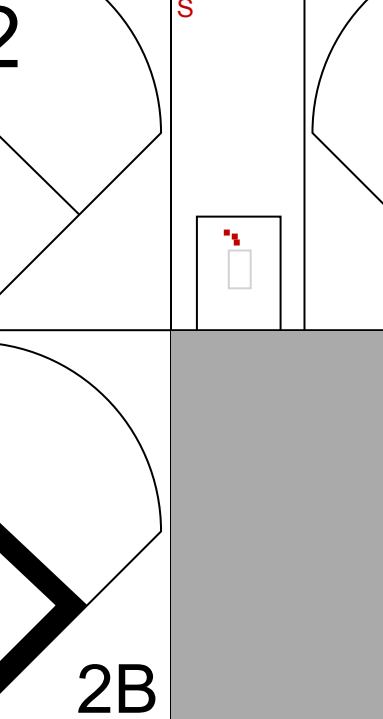


Batter	1	2	3	4	5	6	7	8	9	AB	R	H	RBI	BB	SO	LOB	BOTTOM				
6 Ryan Freel, R OBP: 0.189, SLG: 0.152										3	1	1	0	0	2	0	Pittsburgh Pirates @ Cincinnati Reds Ed Smith Stadium, Sarasota, FL Thu Mar 16 2006, 1:05 PM EST Att: 5,112 - Cloudy - 75 F				
16 Frank Menechino, R OBP: 0.250, SLG: 0.143										1	0	0	1	0	0	2					
Tony Womack, L OBP: 0.370, SLG: 0.360										3	0	0	0	0	1	1					
43 Matt Kata, S OBP: 0.208, SLG: 0.217										2	0	0	0	0	1	3					
Felipe Lopez, S OBP: 0.265, SLG: 0.303										3	0	1	1	0	1	0					
77 Aaron Holbert, R OBP: 0.182, SLG: 0.500										2	0	0	0	0	0	3					
Adam Dunn, L OBP: 0.345, SLG: 0.583										2	1	1	1	1	0	0					
Quinton McCracken, S OBP: 0.441, SLG: 0.438										2	1	1	0	0	0	0					
12 Edwin Encarnación, R 25 David Weathers, R Kent Mercker, L Karl Rhodes, L Rick White, R Chris Hammond, L										3	2	0	0	0	0	2					
Rich Aurilia, R OBP: 0.296, SLG: 0.292										1	0	1	0	1	0	0					
27 Chris Denorfia, R OBP: 0.316, SLG: 0.273										1	2	1	0	1	0	0					
Austin Kearns, R OBP: 0.250, SLG: 0.214										1	0	1	2	0	0	0					
15 Dewayne Wise, L OBP: 0.407, SLG: 0.840										2	0	0	0	0	1	3					
Jason LaRue, R OBP: 0.300, SLG: 0.125										2	0	0	0	1	1	3					
Dane Sardinha, R OBP: 0.429, SLG: 0.286										1	0	1	2	0	0	0					
Brandon Claussen, R OBP: 0.333, SLG: 0.667										1	0	0	0	0	0	2					
9 Jacob Cruz, L OBP: 0.520, SLG: 0.538										1	0	0	0	0	0	1					
Ryan Wagner, R Scott Hatteberg, L OBP: 0.379, SLG: 0.520										0	0	0	0	0	0	0					
										1	0	1	0	1	0	0					
										1	0	0	0	0	0	0					
										1	0	1	0	1	0	0					
Inning Stats	R: 0 E: 0 K: 2 S: 7	H: 0 LOB: 0 BB: 0 P: 7	R: 1 E: 0 K: 0 S: 5	H: 2 LOB: 2 BB: 1 P: 9	R: 0 E: 0 K: 1 S: 5	H: 0 LOB: 0 BB: 0 P: 5	R: 2 E: 0 K: 1 S: 8	H: 3 LOB: 1 BB: 0 P: 8	R: 1 E: 0 K: 1 S: 6	H: 2 LOB: 2 BB: 1 P: 10	R: 1 E: 0 K: 2 S: 9	H: 2 LOB: 3 BB: 1 P: 14	R: 2 E: 0 K: 1 S: 7	H: 2 LOB: 2 BB: 2 P: 15	R: 0 E: 0 K: 0 S: 3	H: 0 LOB: 0 BB: 0 P: 3	1B: 8 2B: 2 3B: 0 HR: 1	SF: 1 SAC: 0 DP: 1 HBP: 1	WP: 0 PB: 0 SB: 3 CS: 0	PA: 40	
PITCHER	IP WLS BF H R ER SO BB IBB HBP BLK WP HR S P ERA WHIP	IP WLS BF H R ER SO BB IBB HBP BLK WP HR S P ERA WHIP	IP WLS BF H R ER SO BB IBB HBP BLK WP HR S P ERA WHIP	IP WLS BF H R ER SO BB IBB HBP BLK WP HR S P ERA WHIP	IP WLS BF H R ER SO BB IBB HBP BLK WP HR S P ERA WHIP	IP WLS BF H R ER SO BB IBB HBP BLK WP HR S P ERA WHIP	IP WLS BF H R ER SO BB IBB HBP BLK WP HR S P ERA WHIP	IP WLS BF H R ER SO BB IBB HBP BLK WP HR S P ERA WHIP	IP WLS BF H R ER SO BB IBB HBP BLK WP HR S P ERA WHIP	IP WLS BF H R ER SO BB IBB HBP BLK WP HR S P ERA WHIP	IP WLS BF H R ER SO BB IBB HBP BLK WP HR S P ERA WHIP	IP WLS BF H R ER SO BB IBB HBP BLK WP HR S P ERA WHIP	IP WLS BF H R ER SO BB IBB HBP BLK WP HR S P ERA WHIP	IP WLS BF H R ER SO BB IBB HBP BLK WP HR S P ERA WHIP	IP WLS BF H R ER SO BB IBB HBP BLK WP HR S P ERA WHIP	IP WLS BF H R ER SO BB IBB HBP BLK WP HR S P ERA WHIP	IP WLS BF H R ER SO BB IBB HBP BLK WP HR S P ERA WHIP	IP WLS BF H R ER SO BB IBB HBP BLK WP HR S P ERA WHIP	IP WLS BF H R ER SO BB IBB HBP BLK WP HR S P ERA WHIP	IP WLS BF H R ER SO BB IBB HBP BLK WP HR S P ERA WHIP	IP WLS BF H R ER SO BB IBB HBP BLK WP HR S P ERA WHIP

AB 33
R 7
H 11
RBI 7
BB 5
SO 8
LOB 21



Batter	1	2	3	4	5	6	7	8	9	AB	R	H	RBI	BB	SO	LOB	TOP								
38 Franklin Gutierrez, R OBP: 0.333, SLG: 0.226										4	0	1	0	0	1	1	Cleveland Indians @ Pittsburgh Pirates McKechnie Field, Bradenton, FL Fri Mar 17 2006, 1:05 PM EST Att: 6,000 - Partly Cloudy - 77 F								
Brandon Phillips, R OBP: 0.375, SLG: 0.581 64 Jose Flores, R OBP: 0.222, SLG: 0.176										2	1	0	0	1	2	0									
2 Jhonny Peralla, R OBP: 0.382, SLG: 0.593 15 Ramón Vázquez, L OBP: 0.314, SLG: 0.441										3	0	0	0	0	1	1									
41 Victor Martinez, S OBP: 0.500, SLG: 0.400 69 Ryan Mulhern, R OBP: 0.308, SLG: 0.792										3	0	1	0	0	0	0									
Casey Blake, R OBP: 0.385, SLG: 0.543 Nathan Panther, L										3	0	1	1	0	1	0									
Ben Broussard, L OBP: 0.324, SLG: 0.333 Bob Wickman, R										3	0	1	0	0	1	2									
Lou Merloni, R OBP: 0.474, SLG: 0.643										0	0	0	0	0	0	0									
30 Andy Marte, R OBP: 0.382, SLG: 0.613 11 Einar Diaz, R OBP: 0.428, SLG: 0.650										3	0	1	0	0	0	1									
Jason Dubois, R OBP: 0.537, SLG: 0.688 27 Steve Karsay, R										2	1	2	0	0	0	0									
32 Danny Graves, R 63 Rafael Betancourt, R Jason Cooper, L										0	0	0	0	0	0	0									
Paul Byrd, R 10 Kelly Shoppach, R 5, PH Scott Sauerbeck, R 25 Ryan Garko, R OBP: 0.439, SLG: 0.438										1	0	0	0	0	0	2									
Inning Stats	R: 0 E: 0 K: 2 S: 7	H: 0 LOB: 0 BB: 0 P: 8	R: 0 E: 0 K: 1 S: 5	H: 0 LOB: 0 BB: 0 P: 5	R: 0 E: 0 K: 0 S: 4	H: 2 LOB: 1 BB: 0 P: 4	R: 0 E: 0 K: 1 S: 5	H: 0 LOB: 0 BB: 0 P: 5	R: 0 E: 0 K: 1 S: 7	H: 2 LOB: 2 BB: 0 P: 7	R: 1 E: 0 K: 0 S: 4	H: 2 LOB: 1 BB: 0 P: 11	R: 1 E: 0 K: 0 S: 4	H: 1 LOB: 1 BB: 0 P: 7	R: 0 E: 0 K: 1 S: 5	H: 0 LOB: 0 BB: 0 P: 5	R: 0 E: 0 K: 1 S: 4	H: 0 LOB: 0 BB: 0 P: 6	1B: 7 2B: 0 3B: 0 HR: 0	SF: 0 SAC: 0 DP: 2 HBP: 2	WP: 0 PB: 0 SB: 2 CS: 0	PA: 35			
PITCHER	IP	WLS	BF	H	R	ER	SO	BB	IBB	HBP	BLK	WP	HR	S	P	ERA	WHIP	PITCHER							
45 Ian Snell, R ERA: 1.38	4.0		13	2	0	0	4	0	0	0	0	0	0	21	22	0.00	0.500								
67 Jorge Vasquez, R ERA: 4.76	2.0		11	4	1	1	2	1	0	0	0	0	0	14	18	4.50	2.500								
68 Scott Strickland, R ERA: 5.87	2.0	W	8	1	1	0	1	0	0	0	1	0	0	9	12	0.00	0.500								
73 Ron Chiavacci, R ERA:	1.0	S	3	0	0	0	1	0	0	0	1	0	0	4	6	0.00	0.000								

Batter	1	2	3	4	5	6	7	8	9	AB	R	H	RBI	BB	SO	LOB	BOTTOM								
13 Nate McLouth, L OBP: 0.441, SLG: 0.667 10 Rajai Davis, R OBP: 0.342, SLG: 0.382										3	0	1	0	0	0	1	Cleveland Indians @ Pittsburgh Pirates McKechnie Field, Bradenton, FL Fri Mar 17 2006, 1:05 PM EST Att: 6,000 - Partly Cloudy - 77 F								
2 Jack Wilson, R OBP: 0.375, SLG: 0.357 José Hernández, R OBP: 0.289, SLG: 0.280										3	0	1	0	0	2										
Sean Casey, L OBP: 0.421, SLG: 0.412 65 Ray Sadler, R OBP: 0.457, SLG: 0.633										3	0	0	0	0	1	2									
Jason Bay, R OBP: 0.333, SLG: 0.727 68 Scott Strickland, R 13 J. J. Furmaniak, R 73 Ron Chiavacci, R										3	0	0	0	0	2	1									
Jeremy Burnitz, L OBP: 0.333, SLG: 0.833 Jody Gerut, L OBP: 0.370, SLG: 0.273										2	0	0	0	0	0	0									
Joe Randa, R OBP: 0.400, SLG: 0.722 67 Jorge Vasquez, R Craig Wilson, R OBP: 0.297, SLG: 0.438										2	0	0	0	0	0	0									
Jose Castillo, R OBP: 0.519, SLG: 0.792 12 Freddy Sanchez, R OBP: 0.400, SLG: 0.500										2	1	2	1	0	0	0									
41 Ryan Doumit, S OBP: 0.346, SLG: 0.636 11 Humberto Cota, R OBP: 0.300, SLG: 0.188										2	0	0	0	0	2	1									
45 Ian Snell, R OBP: 0.667, SLG: 0.500 19 José Bautista, R OBP: 0.485, SLG: 0.750										1	0	0	0	0	0	0									
Inning Stats	R: 0 E: 0 K: 0 S: 4	H: 1 LOB: 1 BB: 0 P: 4	R: 0 E: 0 K: 1 S: 6	H: 1 LOB: 1 BB: 0 P: 6	R: 0 E: 0 K: 1 S: 5	H: 0 LOB: 0 BB: 0 P: 5	R: 1 E: 0 K: 2 S: 8	H: 1 LOB: 1 BB: 0 P: 11	R: 0 E: 0 K: 0 S: 7	H: 0 LOB: 0 BB: 0 P: 7	R: 1 E: 0 K: 0 S: 5	H: 2 LOB: 1 BB: 0 P: 5	R: 1 E: 0 K: 1 S: 5	H: 1 LOB: 3 BB: 3 P: 19	1B: 3 2B: 3 3B: 0 HR: 1	SF: 0 SAC: 0 DP: 1 HBP: 2		WP: 0 PB: 0 SB: 1 CS: 0	PA: 35						
PITCHER	IP	WLS	BF	H	R	ER	SO	BB	IBB	HBP	BLK	WP	HR	S	P	ERA	WHIP	PITCHER							
Paul Byrd, R ERA: 9.39	1.0		5	1	1	1	2	0	0	1	0	0	1	8	11	9.00	1.000								
Scott Sauerbeck, L ERA: 7.71	1.0		3	0	0	0	2	0	0	0	0	0	0	7	7	0.00	0.000								
Bob Wickman, R ERA: 5.4	1.0	B	5	2	1	1	0	0	0	0	0	0	0	5	5	9.00	2.000								
27 Steve Karsay, R ERA: 9.0	1.0		5	2	1	1	0	0	0	0	0	0	0	5	5	9.00	2.000								
32 Danny Graves, R ERA: 3.32	0.2	L	6	1	1	1	0	3	0	1	0	0	0	2	16	13.50	6.000								

Batter	1	2	3	4	5	6	7	8	9	10	AB	R	H	RBI	BB	SO	LOB	TOP		
10 Rajai Davis, R OBP: 0.364, SLG: 0.368											4	2	1	1	1	0	1			
76 Gookie Dawkins, R OBP: 0.409, SLG: 0.684											4	3	1	1	2	2	1			
Sean Casey, L OBP: 0.429, SLG: 0.474											2	0	1	0	0	0	1			
Brad Eldred, R OBP: 0.231, SLG: 0.432											4	1	1	1	0	1	2			
Jason Bay, R OBP: 0.375, SLG: 0.167											1	0	0	0	1	0	1			
37 Yurendell Decaster, R OBP: 0.375, SLG: 0.167											2	1	1	2	1	0	0			
Jeremy Burnitz, L OBP: 0.350, SLG: 0.800											2	0	1	1	0	0	1			
53 Mike Edwards, R OBP: 0.448, SLG: 0.565											2	0	1	1	0	1	0			
Joe Blanton, R OBP: 0.269, SLG: 0.190											2	0	1	0	0	0	2			
34 John Grabow, L ERA: 3.87											0	0	0	0	1	0	0			
Bobby Kingsbury, L ERA: 5.79											0	0	0	0	0	0	0			
Roberto Hernandez, R ERA: 5.11											0	0	0	0	0	0	0			
63 Matt Whiteside, R ERA: 5.68											1	0	0	0	0	1	0			
Vic Butler, L ERA: 6.91											0	0	0	0	0	0	0			
56 Britt Reames, R ERA: 2.25											0	0	0	0	0	0	0			
41 Ryan Doumit, S OBP: 0.379, SLG: 0.625											2	1	1	1	1	1	1			
66 Paul Chiaffredo, R OBP: 0.286, SLG: 0.500											2	0	1	0	0	1	2			
64 Jason Alfaro, R OBP: 0.435, SLG: 0.316											5	0	1	0	0	2	5			
24 Tom Gorzelanny, R ERA: 1.69											0	0	0	0	0	0	0			
65 Ray Sadler, R OBP: 0.438, SLG: 0.618											4	1	1	0	0	1	2			
Inning Stats	R: 1 E: 0 K: 1 S: 6	H: 1 LOB: 2 BB: 1 P: 11	R: 1 E: 0 K: 1 S: 5	H: 1 LOB: 0 BB: 1 P: 10	R: 0 E: 0 K: 1 S: 6	H: 1 LOB: 1 BB: 0 P: 10	R: 3 E: 0 K: 1 S: 8	H: 3 LOB: 2 BB: 3 P: 17	R: 3 E: 0 K: 1 S: 7	H: 2 LOB: 2 BB: 3 P: 20	R: 0 E: 0 K: 0 S: 3	H: 1 LOB: 0 BB: 0 P: 3	R: 0 E: 0 K: 2 S: 8	H: 1 LOB: 1 BB: 0 P: 4	R: 1 E: 0 K: 0 S: 4	H: 1 LOB: 0 BB: 0 P: 4	1B: 6 2B: 5 3B: 0 HR: 1	SF: 1 SAC: 2 DP: 1 HBP: 1	WP: 4 PB: 0 SB: 1 CS: 1	PA: 49
PITCHER	IP	WLS	BF	H	R	ER	SO	BB	IBB	HBP	BLK	WP	HR	S	P	ERA	WHIP			
63 Ryan Madison, R ERA: 2.84	4.0		18	4	2	2	6	2	0	1	0	0	0	27	37	4.50	1.500			
Ricardo Rodriguez, R ERA: 5.0	1.0		8	3	3	3	1	2	0	0	0	2	0	8	17	27.00	5.000			
72 Ryan Cameron, R ERA: 10.13	1.0		8	2	3	3	1	3	0	0	0	2	0	7	20	27.00	5.000			
Aaron Fultz, L ERA: 7.71	1.0		3	1	0	0	0	0	0	0	0	0	0	3	3	0.00	1.000			
Yoel Hernandez, R ERA: 3.0	1.0		3	0	0	0	0	0	0	0	0	0	0	3	3	0.00	0.000			
PITCHER	IP	WLS	BF	H	R	ER	SO	BB	IBB	HBP	BLK	WP	HR	S	P	ERA	WHIP			
Aquilino Lopez, R ERA: 3.86	1.0		4	1	0	0	2	0	0	0	0	0	1	4	4	9.00	1.000			
65 Travis Minix, R ERA: 2.7	1.0		4	1	1	1	0	0	0	0	0	0	1	4	4	9.00	1.000			

Pittsburgh Pirates @ Philadelphia Phillies
Bright House Networks Field, Clearwater, FL
Sat Mar 18 2006, 1:05 PM EST
Att: 7,719 - Sunny - 81 F

AB	37
R	9
H	12
RBI	8
BB	7
SO	10
LOB	19



Batter	1	2	3	4	5	6	7	8	9	10	AB	R	H	RBI	BB	SO	LOB	BOTTOM
11 Jimmy Rollins, S OBP: 0.325, SLG: 0.395											3	2	3	0	0	0	0	
Danny Sandoval, S OBP: 0.318, SLG: 0.409											3	1	1	0	0	0	2	
8 Shane Victorino, S OBP: 0.310, SLG: 0.327											5	2	1	0	0	1	4	
Bobby Abreu, L OBP: 0.667, SLG: 1.000											3	0	3	1	0	0	0	
60 Peter Bergeron, L OBP: 0.519, SLG: 0.409											1	0	0	0	0	0	1	
6 Ryan Howard, L OBP: 0.447, SLG: 1.000											1	0	0	0	0	0	1	
65 Travis Minix, R ERA: 2.7											0	0	0	0	0	0	0	
Pat Burrell, R OBP: 0.424, SLG: 0.500											2	0	1	2	0	0	1	
72 Ryan Cameron, R OBP: 0.447, SLG: 1.000											0	0	0	0	0	0	0	
27 Chris Coste, R OBP: 0.500, SLG: 0.909											2	2	2	4	0	0	0	
26 Chase Utley, L OBP: 0.535, SLG: 0.688											4	0	0	0	0	2	4	
Yoel Hernandez, R ERA: 3.0											0	0	0	0	0	0	0	
Aquilino Lopez, R ERA: 3.86											0	0	0	0	0	0	0	
Sal Fasano, R OBP: 0.335, SLG: 0.488											0	0	0	0	0	0	0	
68 Bobby Seales, S ERA: 10.5											0	0	0	0	0	0	0	
64 Shawn Garrett, S OBP: 0.273, SLG: 0.452											5	0	0	0	0	3	4	
Mike Lieberthal, R OBP: 0.185, SLG: 0.308											3	0	0	0	0	0	2	
Aaron Fultz, L ERA: 7.71											0	0	0	0	0	0	0	
Joe Thurston, L OBP: 0.400, SLG: 0.438											1	0	0	0	1	1	0	
Tomas Perez, S OBP: 0.250, SLG: 0.375											4	1	1	0	0	0	0	
63 Ryan Madison, L ERA: 3.0											1	0	0	0	0	0	0	
Aaron Rowand, R OBP: 0.317, SLG: 0.353											1	0	0	0	0	0	0	
Ricardo Rodriguez, L ERA: 5.0											0	0	0	0	0	0	0	
Chris Roberson, S OBP: 0.313, SLG: 0.516											3	0	1	1	0	0	1	
F7											1	0	0	0	0	0	0	
Inning Stats	R: 2 E: 1 K: 2 S: 11	H: 3 LOB: 2 BB: 0 P: 11	R: 0 E: 0 K: 1 S: 6	H: 1 LOB: 1 BB: 0 P: 6	R: 0 E: 0 K: 2 S: 8	H: 1 LOB: 1 BB: 0 P: 8	R: 0 E: 0 K: 0 S: 3	H: 0 LOB: 0										

Batter	1	2	3	4	5	6	7	8	9	AB	R	H	RBI	BB	SO	LOB	TOP										
3 Reed Johnson, R OBP: 0.250, SLG: 0.100										5	1	0	0	0	1	1	Toronto Blue Jays @ Pittsburgh Pirates McKechnie Field, Bradenton, FL Sun Mar 19 2006, 1:05 PM EST Att: 4,783 - Partly Cloudy - 79 F										
6 John McDonald, R OBP: 0.250, SLG: 0.375										4	2	2	0	1	0	0											
10 Vernon Wells, R OBP: 0.371, SLG: 1.000 68 Wayne Lydon, S OBP: 0.515, SLG: 0.571										3	2	2	2	1	1	1											
17 Lyle Overbay, L OBP: 0.212, SLG: 0.194 Vinnie Chulk, R										4	0	0	0	0	0	4											
21 Chad Mottola, R OBP: 0.276, SLG: 0.280										0	0	0	0	0	0	0											
Shea Hillenbrand, R OBP: 0.300, SLG: 0.517 Eric Arnold, R										3	1	2	2	0	1	0											
15 Alex Rios, R OBP: 0.333, SLG: 0.636 71 James Baldwin, R										4	1	2	1	0	1	2											
Guillermo Quiroz, R OBP: 0.190, SLG: 0.350 51 Mike Mahoney, R OBP: 0.633, SLG: 1.800									3	0	1	0	0	0	0	0											
46 Luis Figueroa, S OBP: 0.333, SLG: 0.419									3	0	1	1	0	0	0	1											
7 Josh Towers, R 54 Jason Frasor, R 39 Justin Singleton, L OBP: 0.444, SLG: 0.333 43 Kevin Barker, L OBP: 0.341, SLG: 0.512										2	0	0	0	0	0	1											
Inning Stats	R: 2 E: 0 K: 1 S: 6	H: 1 LOB: 1 BB: 2 P: 14	R: 0 E: 0 K: 0 S: 3	H: 0 LOB: 0 BB: 0 P: 3	R: 0 E: 0 K: 1 S: 6	H: 1 LOB: 1 BB: 0 P: 6	R: 1 E: 0 K: 1 S: 7	H: 2 LOB: 1 BB: 0 P: 7	R: 1 E: 1 K: 0 S: 5	H: 1 LOB: 0 BB: 0 P: 6	R: 1 E: 0 K: 0 S: 5	H: 2 LOB: 0 BB: 0 P: 5	R: 2 E: 0 K: 0 S: 7	H: 3 LOB: 2 BB: 0 P: 7	R: 0 E: 0 K: 0 S: 4	H: 1 LOB: 0 BB: 0 P: 4	R: 0 E: 0 K: 0 S: 3	H: 0 LOB: 0 BB: 0 P: 3	1B: 6 2B: 2 3B: 2 HR: 1	SF: 1 SAC: 0 DP: 0 HBP: 0	WP: 1 PB: 0 SB: 3 CS: 2	PA: 39					
PITCHER	IP	WLS	BF	H	R	ER	SO	BB	IBB	HBP	BLK	WP	HR	S	P	ERA	WHIP										
Oliver Pérez, L ERA: 9.0	2.0	9	1	2	2	1	2	0	0	0	0	0	0	9	17	9.00	1.500										
73 Ron Chiavacci, R ERA: 1.5	2.0	9	3	1	1	2	0	0	0	0	0	0	1	13	13	4.50	1.500										
68 Scott Strickland, R ERA: 5.19	1.0	4	1	1	0	1	0	0	0	0	0	0	0	6	6	0.00	1.000										
74 Giovanni Carrara, R ERA: 9.0	1.0	B	4	2	1	1	0	0	0	0	0	0	0	5	5	9.00	2.000										
Brandon Knight, R ERA: 18.0	1.0	6	3	2	2	0	0	0	0	0	0	1	0	7	7	18.00	3.000										
39 Marty McLeary, R ERA: 1.13	1.0	W	3	1	0	0	0	0	0	0	0	0	0	4	4	0.00	1.000										
55 Matt Capps, R ERA: 1.99	1.0	S	3	0	0	0	0	0	0	0	0	0	0	3	3	0.00	0.000										

AB	35
R	7
H	11
RBI	6
BB	2
SO	4
LOB	13




Batter	1	2	3	4	5	6	7	8	9	AB	R	H	RBI	BB	SO	LOB	BOTTOM										
6 Chris Duffy, L OBP: 0.292, SLG: 0.273 Brandon Knight, L										4	1	1	0	0	3	2	Toronto Blue Jays @ Pittsburgh Pirates McKechnie Field, Bradenton, FL Sun Mar 19 2006, 1:05 PM EST Att: 4,783 - Partly Cloudy - 79 F										
39 Marty McLeary, R OBP: 0.500, SLG: 0.500 76 Gookie Dawkins, R OBP: 0.435, SLG: 0.684 55 Matt Capps, R										1	0	0	1	0	0	1											
José Hernández, R OBP: 0.323, SLG: 0.345 13 J.J. Furmaniak, R OBP: 0.333, SLG: 0.476										3	1	1	3	0	0	0											
Sean Casey, L OBP: 0.358, SLG: 0.545 Brad Eldred, R OBP: 0.220, SLG: 0.410										3	1	2	0	0	0	0											
Jason Bay, R OBP: 0.471, SLG: 0.829 74 Giovanni Carrara, R 64 Jason Alfaró, R OBP: 0.417, SLG: 0.300										2	1	2	2	1	0	0											
Jody Gerut, L OBP: 0.406, SLG: 0.333 65 Ray Sadler, R OBP: 0.450, SLG: 0.714										3	0	1	0	0	1	3											
Jos Randa, R OBP: 0.417, SLG: 0.864 68 Scott Strickland, R 53 Mike Edwards, R OBP: 0.452, SLG: 0.560										2	1	1	1	0	0	2											
37 Yurendell Decaster, R OBP: 0.364, SLG: 0.556 78 Carlos Maldonado, R OBP: 0.333, SLG: 0.800										3	1	1	1	0	0	2											
11 Humberto Cota, R OBP: 0.346, SLG: 0.350 10 Rajai Davis, R OBP: 0.356, SLG: 0.359										2	0	1	0	1	0	2											
Oliver Pérez, L 73 Ron Chiavacci, R 19 José Bautista, R OBP: 0.475, SLG: 0.735										1	0	0	0	0	0	1											
Inning Stats	R: 1 E: 0 K: 1 S: 8	H: 3 LOB: 1 BB: 0 P: 8	R: 2 E: 1 K: 1 S: 9	H: 3 LOB: 1 BB: 0 P: 9	R: 0 E: 1 K: 0 S: 3	H: 0 LOB: 1 BB: 1 P: 7	R: 0 E: 0 K: 1 S: 5	H: 0 LOB: 1 BB: 1 P: 9	R: 2 E: 0 K: 0 S: 7	H: 4 LOB: 2 BB: 0 P: 7	R: 0 E: 0 K: 1 S: 5	H: 0 LOB: 0 BB: 0 P: 5	R: 1 E: 0 K: 0 S: 4	H: 1 LOB: 0 BB: 0 P: 4	R: 3 E: 0 K: 0 S: 5	H: 2 LOB: 0 BB: 1 P: 9	1B: 5 2B: 3 3B: 0 HR: 5	SF: 1 SAC: 0 DP: 1 HBP: 0	WP: 0 PB: 1 SB: 0 CS: 0	PA: 39							
PITCHER	IP	WLS	BF	H	R	ER	SO	BB	IBB	HBP	BLK	WP	HR	S	P	ERA	WHIP										
7 Josh Towers, R ERA: 6.99	1.1	4	0	0	0	1	0	0	0	0	0	0	0	6	6	0.00	0.000										
54 Jason Frasor, R Vinnie Chulk, R ERA: 7.5	1.0	H	4	1	1	1	0	0	0	0	0	0	1	4	4	9.00	1.000										
71 James Baldwin, R ERA: 9.0	1.0	L	6	2	3	3	0	1	0	0	0	0	1	5	9	27.00	3.000										



Batter	1	2	3	4	5	6	7	8	9	10	11	AB	R	H	RBI	BB	SO	LOB						
6 Chris Duffy, L OBP: 0.259, SLG: 0.240 10 Rajai Davis, R OBP: 0.362, SLG: 0.366	G6-3		G4-3			K		K				3	0	0	0	0	1	0						
2 Jack Wilson, R 76 Gookie Dawkins, R OBP: 0.400, SLG: 0.619	G5-3		G3			G6-3		G5-3		CS		3	0	0	0	0	0	0						
19 José Bautista, R OBP: 0.465, SLG: 0.694 53 Mike Edwards, R OBP: 0.424, SLG: 0.519	P5				F7			P6				2	0	0	0	1	0	0						
Craig Wilson, R OBP: 0.341, SLG: 0.474 65 Ray Sadler, R OBP: 0.423, SLG: 0.676												2	0	0	0	0	2	1						
13 Nate McLouth, L OBP: 0.476, SLG: 0.639												3	0	2	0	1	0	0						
José Castillo, R OBP: 0.531, SLG: 0.786 64 Jason Alfaro, R OBP: 0.423, SLG: 0.318												1	0	0	0	1	0	2						
41 Ryan Doumit, S OBP: 0.385, SLG: 0.577 26 Ronny Paulino, R (6, 2)												2	0	0	0	0	1	2						
Brad Eldred, R OBP: 0.222, SLG: 0.465												4	1	1	2	0	0	2						
37 Yurendell Decaster, R OBP: 0.296, SLG: 0.447 13 J.J. Furmaniak, R OBP: 0.321, SLG: 0.455												3	0	0	0	0	3	0						
Inning Stats	R: 0 E: 0 K: 0 S: 3	H: 0 LOB: 0 BB: 0 P: 3	R: 0 E: 0 K: 2 S: 8	H: 1 LOB: 2 BB: 1 P: 12	R: 0 E: 0 K: 1 S: 5	H: 0 LOB: 0 BB: 0 P: 5	R: 0 E: 0 K: 2 S: 2	H: 0 LOB: 1 BB: 1 P: 7	R: 0 E: 0 K: 1 S: 5	H: 0 LOB: 0 BB: 0 P: 5	R: 2 E: 0 K: 1 S: 6	H: 2 LOB: 0 BB: 1 P: 11	R: 0 E: 0 K: 1 S: 5	H: 0 LOB: 0 BB: 0 P: 5	R: 0 E: 0 K: 0 S: 4	H: 1 LOB: 1 BB: 0 P: 4	R: 0 E: 0 K: 0 S: 4	H: 1 LOB: 0 BB: 0 P: 4	R: 0 E: 0 K: 3 S: 9	H: 0 LOB: 0 BB: 0 P: 9	1B: 4 2B: 0 3B: 0 HR: 1	SF: 0 SAC: 0 DP: 1 HBP: 1	WP: 0 PB: 0 CS: 1	PA: 41
PITCHER	IP 5.0	WLS 18	BF 18	H 1	R 0	ER 0	SO 4	BB 2	IBB 0	HBP 0	BLK 0	WP 0	HR 0	S 23	P 32	ERA 0.00	WHIP 0.600							
36 Edwin Jackson, R ERA: 4.05 Dan Miceli, R ERA: 54 Chad Orvell, R ERA: 6.75 74 J.B. Madiach, R ERA: 2.45 22 Shawn Camp, R ERA: 6.66	(1, 1) (6, 1) (7, 1) (8, 1) (9, 1)	1.0 1.0 1.0 1.0 2.0	4 5 2 3 7	0 2 2 0 2	0 2 2 0 0	0 2 1 0 0	2 1 1 0 0	1 1 0 0 0	0 0 0 0 0	0 0 0 0 0	0 0 1 0 0	0 0 6 5 8	7 11 18.00 0.00 0.00	1.000 3.000 0.000 1.000										
PITCHER	IP 1.0	WLS 3	BF 3	H 0	R 0	ER 0	SO 3	BB 0	IBB 0	HBP 0	BLK 0	WP 0	HR 0	S 9	P 9	ERA 0.00	WHIP 0.000							
53 Travis Driskill, R ERA:	(11, 1)	1.0	3	0	0	0	3	0	0	0	0	0	0	0	0	0.00	0.000							

Pittsburgh Pirates @ Tampa Bay Devil Rays
 Progress Energy Park, Home of Al Lang Field, St. Petersburg, FL
 Mon Mar 20 2006, 1:05 PM EST
 Alt. 3,428 - Sunny - 76 F


AB 35
 R 2
 H 5
 RBI 2
 BB 4
 SO 11
 LOB 9



Batter	1	2	3	4	5	6	7	8	9	10	11	AB	R	H	RBI	BB	SO	LOB				
Julio Lugo, R OBP: 0.341, SLG: 0.395 39 Darrell McDonald, R OBP: 0.222, SLG: 0.188	G6-3					L6		K				3	0	0	0	0	1	0				
13 Carl Crawford, L OBP: 0.297, SLG: 0.394 66 Mike Rose, S OBP: 0.286, SLG: 0.167	F8					G4-3		G4-3				3	0	0	0	0	1	0				
3 Jorge Cantu, R OBP: 0.286, SLG: 0.429 Nick Green, R OBP: 0.235, SLG: 0.394												3	0	1	0	0	0	0				
Aubrey Huff, L OBP: 0.485, SLG: 0.750 Aneudi Cuevas, R (10, 5)												4	0	1	0	0	0	0				
31 Jonny Gomes, R OBP: 0.439, SLG: 0.694 Michael Coleman, R (8, 7)												3	1	1	0	0	0	2				
Russell Brannan, L OBP: 0.333, SLG: 0.481 14 Greg Norton, S OBP: 0.452, SLG: 0.600												1	0	0	0	0	1	0				
8 Josh Paul, R OBP: 0.444, SLG: 0.609 98 Matthew Maniscaico, R (7, PR) (8, 6)												2	0	0	0	1	0	0				
24 Sean Burroughs, L OBP: 0.273, SLG: 0.226												4	0	1	1	0	0	0				
10 Luis Ordez, R OBP: 0.291, SLG: 0.344 Patrick Breen, L (11, 8)												4	0	0	0	0	0	2				
Inning Stats	R: 0 E: 0 K: 0 S: 5	H: 2 LOB: 2 BB: 0 P: 5	R: 0 E: 0 K: 1 S: 5	H: 0 LOB: 0 BB: 0 P: 5	R: 0 E: 0 K: 2 S: 7	H: 0 LOB: 0 BB: 0 P: 7	R: 0 E: 0 K: 0 S: 3	H: 0 LOB: 0 BB: 0 P: 3	R: 0 E: 0 K: 1 S: 4	H: 0 LOB: 1 BB: 1 P: 4	R: 0 E: 0 K: 0 S: 5	H: 2 LOB: 2 BB: 1 P: 10	R: 0 E: 0 K: 1 S: 5	H: 0 LOB: 0 BB: 0 P: 5	R: 0 E: 0 K: 1 S: 5	H: 0 LOB: 0 BB: 0 P: 5	R: 0 E: 0 K: 1 S: 6	H: 1 LOB: 1 BB: 0 P: 6	1B: 5 2B: 0 3B: 0 HR: 0	SF: 0 SAC: 0 DP: 0 HBP: 0	WP: 0 PB: 0 CS: 0	PA: 40
PITCHER	IP 5.0	WLS 18	BF 18	H 2	R 2	ER 2	SO 3	BB 0	IBB 0	HBP 0	BLK 0	WP 0	HR 0	S 24	P 24	ERA 0.00	WHIP 0.400					
24 Brandon Duckworth, R ERA: 2.03 22 Ryan Vogelsong, R ERA: 5.0 27 Terry Adams, R ERA: 6.0 Michael Gonzalez, L ERA: 3.0 67 Jorge Vasquez, R ERA: 3.52	(1, 1) (6, 1) (8, 1) (9, 1) (10, 1)	2.0 1.0 1.0 1.0 2.0	9 3 3 7	2 0 0 1	2 0 0 0	2 0 0 0	0 1 0 0	0 0 0 0	0 0 0 0	0 0 0 0	0 0 0 0	0 0 0 0	0 0 5 5 11	8 5 5 5 11	9.00 0.000 0.000 0.000 0.500							
PITCHER	IP 1.0	WLS 3	BF 3	H 0	R 0	ER 0	SO 3	BB 0	IBB 0	HBP 0	BLK 0	WP 0	HR 0	S 9	P 9	ERA 0.00	WHIP 0.000					

Pittsburgh Pirates @ Tampa Bay Devil Rays
 Progress Energy Park, Home of Al Lang Field, St. Petersburg, FL
 Mon Mar 20 2006, 1:05 PM EST
 Alt. 3,428 - Sunny - 76 F

AB 39
 R 2
 H 5
 RBI 1
 BB 1
 SO 7
 LOB 7



Batter	1	2	3	4	5	6	7	8	9	AB	R	H	RBI	BB	SO	LOB	TOP			
11 Jimmy Rollins, S OBP: 0.340, SLG: 0.386 Juan Sosa, R (7, 6)										3	1	1	0	0	0	2				
8 Shane Victorino, S OBP: 0.324, SLG: 0.452										5	1	3	1	0	1	2				
Chris Roberson, S OBP: 0.341, SLG: 0.526										3	0	0	0	2	2	3				
26 Chase Utley, L OBP: 0.278, SLG: 0.833 Bryan Hansen, L OBP: 1.000, SLG: 1.000										4	1	1	2	0	2	3				
Alex Gonzalez, R OBP: 0.351, SLG: 0.559 Joey Hammond, R (8, PR)										4	0	2	0	0	1	2				
Tomas Perez, S OBP: 0.287, SLG: 0.333 Julio Santana, R										4	0	0	0	0	0	2				
25 Marc Tugwell, R OBP: 0.333, SLG: 0.667 Aquilino Lopez, R										0	0	0	0	0	0	0				
Mike Lieberthal, R OBP: 0.242, SLG: 0.323 74 Dusty Wathan, R OBP: 0.250, SLG: 0.500										3	0	1	0	0	1	0				
Jeff Inglin, R OBP: 0.333, SLG: 0.667 Aaron Fultz, L										3	0	1	0	0	0	0				
Brennan King, R										0	0	0	0	0	0	0				
Cory Lidle, R										1	0	0	0	0	0	2				
Greg Golson, R OBP: 0.500, SLG: 0.500										2	1	1	0	0	0	0				
Inning Stats	R: 2 E: 0 K: 1 S: 7	H: 2 LOB: 0 BB: 0 P: 7	R: 0 E: 0 K: 1 S: 7	H: 2 LOB: 2 BB: 0 P: 7	R: 0 E: 0 K: 2 S: 9	H: 2 LOB: 2 BB: 0 P: 9	R: 0 E: 0 K: 0 S: 3	H: 0 LOB: 0 BB: 1 P: 3	R: 0 E: 0 K: 1 S: 6	H: 0 LOB: 2 BB: 0 P: 5	R: 0 E: 1 K: 2 S: 8	H: 1 LOB: 1 BB: 0 P: 8	R: 1 E: 0 K: 2 S: 9	H: 2 LOB: 2 BB: 0 P: 10	R: 2 E: 1 K: 0 S: 5	H: 2 LOB: 2 BB: 2 P: 13	1B: 7 2B: 2 3B: 2 HR: 1	SF: 0 SAC: 1 DP: 0 HBP: 0	WP: 0 PB: 0 SB: 2 CS: 1	PA: 42
PITCHER	IP WLS BF H R ER SO BB IBB HBP BLK WP HR S P ERA WHIP																			
57 Zach Duke, L ERA: 5.82	5.0 L 23 7 2 2 5 1 0 0 0 0 0 1 32 36 3.60 1.600																			
71 C.J. Nitkowski, L ERA: 5.06	2.0 7 1 0 0 3 0 0 0 0 0 0 0 13 13 0.00 0.500																			
68 Scott Strickland, R ERA: 5.59	1.0 5 2 1 1 2 0 0 0 0 0 0 0 9 10 9.00 2.000																			
34 John Grabow, L ERA: 6.23	1.0 7 2 2 2 1 0 2 0 0 0 0 0 5 13 9.00 4.000																			

Philadelphia Phillies @ Pittsburgh Pirates
 Tue Mar 21 2006, 1:05 PM EST
 Attn: 4,768 - Sunny - 80 F

AB 38
 R 5
 H 12
 RBI 5
 BB 3
 SO 10
 LOB 22

Batter	1	2	3	4	5	6	7	8	9	AB	R	H	RBI	BB	SO	LOB	BOTTOM			
6 Chris Duffy, L OBP: 0.250, SLG: 0.233										5	1	1	0	0	1	2				
2 Jack Wilson, R OBP: 0.385, SLG: 0.375 13 J.J. Furmaniak, R OBP: 0.345, SLG: 0.478										3	0	2	0	0	0	0				
Sean Casey, L OBP: 0.407, SLG: 0.480 Craig Wilson, R OBP: 0.356, SLG: 0.487										3	0	0	0	0	0	3				
Jason Bay, R OBP: 0.500, SLG: 0.875 68 Scott Strickland, R OBP: 0.412, SLG: 0.500										2	0	1	0	1	1	0				
53 Mike Edwards, R OBP: 0.412, SLG: 0.500										2	1	1	1	0	0	2				
Jeremy Burnitz, L OBP: 0.318, SLG: 0.727 19 José Bautista, R OBP: 0.467, SLG: 0.763 34 John Grabow, L										2	0	0	0	0	2	3				
Joe Randa, R OBP: 0.385, SLG: 0.792 José Hernández, R OBP: 0.303, SLG: 0.323										2	0	0	0	0	1	1				
Jose Castillo, R OBP: 0.529, SLG: 0.767 26 Ronny Paulino, R OBP: 0.750, SLG: 0.500										2	0	1	0	0	1	0				
11 Humberto Cota, R OBP: 0.321, SLG: 0.318 71 C.J. Nitkowski, L										2	0	0	0	0	0	1				
65 Ray Sadler, R OBP: 0.432, SLG: 0.667										2	0	1	0	0	0	1				
57 Zach Duke, L										1	0	0	0	0	0	0				
Jody Gerut, L OBP: 0.406, SLG: 0.333 13 Nate McLouth, L OBP: 0.444, SLG: 0.590										0	0	0	0	0	0	0				
Nate McLouth, L OBP: 0.444, SLG: 0.590										3	0	0	0	0	0	2				
Inning Stats	R: 0 E: 1 K: 1 S: 5	H: 0 LOB: 0 BB: 0 P: 5	R: 0 E: 0 K: 1 S: 6	H: 1 LOB: 0 BB: 0 P: 6	R: 0 E: 0 K: 1 S: 5	H: 0 LOB: 0 BB: 0 P: 5	R: 0 E: 0 K: 1 S: 6	H: 1 LOB: 2 BB: 1 P: 10	R: 0 E: 0 K: 0 S: 4	H: 1 LOB: 1 BB: 0 P: 4	R: 1 E: 0 K: 1 S: 7	H: 2 LOB: 1 BB: 0 P: 7	R: 1 E: 0 K: 0 S: 6	H: 3 LOB: 2 BB: 0 P: 6	R: 0 E: 0 K: 0 S: 4	H: 1 LOB: 2 BB: 1 P: 8	1B: 9 2B: 0 3B: 0 HR: 1	SF: 0 SAC: 0 DP: 1 HBP: 0	WP: 1 PB: 0 SB: 0 CS: 1	PA: 38
PITCHER	IP WLS BF H R ER SO BB IBB HBP BLK WP HR S P ERA WHIP																			
Cory Lidle, R ERA: 4.09	5.0 W 18 3 1 1 1 0 0 0 0 0 0 1 11 11 4.50 1.500																			
Aaron Fultz, L ERA: 7.15	2.0 H 9 3 1 1 1 0 0 0 0 0 0 1 11 11 4.50 1.500																			
Julio Santana, R ERA: 4.66	1.0 H 6 3 1 1 0 0 0 0 0 0 0 0 6 6 9.00 3.000																			
Aquilino Lopez, R ERA: 3.38	1.0 S 5 1 0 0 0 0 0 0 0 0 0 0 4 8 0.00 2.000																			

Philadelphia Phillies @ Pittsburgh Pirates
 Tue Mar 21 2006, 1:05 PM EST
 Attn: 4,768 - Sunny - 80 F

AB 35
 R 2
 H 10
 RBI 2
 BB 2
 SO 6
 LOB 17

Batter	1	2	3	4	5	6	7	8	9	AB	R	H	RBI	BB	SO	LOB	TOP										
13 Nate McLouth, L OBP: 0.429, SLG: 0.628 Roberto Hernandez, R (6, 1) 65 Ray Sadler, R OBP: 0.408, SLG: 0.614 (7, 7)	0-0 HR	0-0 E6 FC6-4		0-0 P3		0-0 F8			0-3 K	4	1	1	1	0	0	3	Pittsburgh Pirates @ Philadelphia Phillies Bright House Networks Field, Clearwater, FL Fri Mar 24 2006, 7:05 PM EST Att: 7,829 - Partly Cloudy - 60 F										
2 Jack Wilson, R OBP: 0.375, SLG: 0.367 76 Gookie Dawkins, R (7, FR) OBP: 0.385, SLG: 0.591 (7, 6)	0-0 WP 19 2B 1B	0-0 FC6-4 12 FC6-4		0-0 G5-3			0-0 12 G5-4-3 1B		0-0 G1-3	4	1	2	1	0	0	2											
12 Freddy Sanchez, R OBP: 0.333, SLG: 0.419 67 Jorge Vasquez, R (7, 1) 71 C.J. Nitkowski, L (8, 1)	0-0 F9	0-0 FC6-4			0-0 G6-3		0-0 G5-4-3			4	0	0	0	0	0	3											
19 José Bautista, R OBP: 0.436, SLG: 0.702 (7, 5)	0-0 WP 1B 2B			0-0 P5		0-3 K		0-0 G6-3		4	1	1	0	0	1	1											
Jose Castillo, R OBP: 0.500, SLG: 0.697 64 Jason Alfaró, R OBP: 0.407, SLG: 0.304 (6, 4)	1-3 K			0-0 L3		4-0 BB		0-0 G5-3		2	0	0	0	1	1	1											
Jody Gerut, L OBP: 0.447, SLG: 0.406 (1, 9)	0-0 3-H 1B			0-0 P2				0-0 G3		4	0	2	1	0	0	1											
11 Humberto Cota, R OBP: 0.290, SLG: 0.280 26 Ronny Paulino, R OBP: 0.455, SLG: 0.444 (6, 2)	0-0 F7			0-0 G5-3		0-3 K		0-0 F9		3	0	0	0	0	1	2											
66 Paul Chiaffredo, R OBP: 0.318, SLG: 0.400 (1, 3)		0-0 13 SH1-4 2 FC6-4 1B		4-0 SH5-4 BB		4-0 FC4-6 BB		0-3 K		2	1	1	0	2	1	0											
Oliver Pérez, L (1, 1) 16 Salomon Torres, R (5, 1) Nyjer Morgan, L (6, PH) (6, 8)		0-0 SH1-4		0-0 SH5-4		0-0 FC4-6		0-0 E6		0	0	0	0	0	0	0		P									
Inning Stats	R: 3 E: 0 K: 1 S: 9	H: 4 LOB: 1 BB: 0 P: 10	R: 1 E: 1 K: 0 S: 5	H: 1 LOB: 1 BB: 0 P: 5	R: 0 E: 0 K: 0 S: 4	H: 1 LOB: 1 BB: 0 P: 4	R: 0 E: 0 K: 0 S: 3	H: 0 LOB: 1 BB: 1 P: 7	R: 0 E: 0 K: 1 S: 5	H: 0 LOB: 1 BB: 1 P: 9	R: 0 E: 0 K: 0 S: 3	H: 1 LOB: 1 BB: 0 P: 3	R: 0 E: 0 K: 0 S: 3	H: 0 LOB: 0 BB: 0 P: 3	R: 0 E: 1 K: 2 S: 8	H: 0 LOB: 1 BB: 0 P: 8			1B: 5 2B: 1 3B: 0 HR: 1	SF: 0 SAC: 2 DP: 1 HBP: 0	WP: 1 PB: 0 SB: 0 CS: 0	PA: 38					
PITCHER	IP	WLS	BF	H	R	ER	SO	BB	IBB	HBP	BLK	WP	HR	S	P	ERA	WHIP	PITCHER									
58 Eude Brito, L ERA: 13.5 Arthur Rhodes, L ERA: 1.29 Ricardo Rodriguez, R ERA: 4.15 Geoff Geary, R ERA: 1.38 45 Tom Gordon, R ERA: 4.5	2.0		12	5	4	3	1	0	0	0	0	1	1	14	15	13.50	2.500										
11 Jimmy Rollins, S OBP: 0.345, SLG: 0.385 Geoff Geary, R (7, 1) 26 Ryan Barthelemy, L (8, PH) 45 Tom Gordon, R (9, 1)	0-0 F9	0-3 K		0-0 FC5		1-0 CS 1B		0-3 K		4	0	1	1	0	1	3	Pittsburgh Pirates @ Philadelphia Phillies Bright House Networks Field, Clearwater, FL Fri Mar 24 2006, 7:05 PM EST Att: 7,829 - Partly Cloudy - 60 F										
Aaron Rowand, R OBP: 0.317, SLG: 0.423 8 Shane Victorino, S OBP: 0.291, SLG: 0.438 (8, 8)	0-0 HR		0-0 G3-1 26 SF8 2B		4-0 G6-4-3 BB	0-1 CS 1B	0-0 S BB 27 2B 1B	0-3 K		3	3	3	1	1	0	0											
Bobby Abreu, L OBP: 0.429, SLG: 0.700 Chris Roberson, S OBP: 0.346, SLG: 0.479 (1, 9) (6, 9)	0-0 1B		0-0 G3-1		0-0 G6-4-3		4-0 S BB 27 2B BB		0-0 1B	3	0	1	0	0	0	2											
26 Chase Utley, L OBP: 0.323, SLG: 0.750 Danny Sandoval, S OBP: 0.343, SLG: 0.441 (8, 4)	0-0 1B		0-0 SF8		4-0 1B BB		0-0 F8		0-0 1B	2	0	1	1	1	0	2											
Alex Gonzalez, R OBP: 0.356, SLG: 0.524 60 Peter Bergeron, L OBP: 0.483, SLG: 0.391 (1, 7) (8, 7)	0-3 K		0-0 P4		0-0 1B		1-0 P4		0-0 1B	4	0	1	0	0	1	4											
6 Ryan Howard, L OBP: 0.424, SLG: 0.917 27 Chris Coste, R OBP: 0.531, SLG: 0.900 (1, 3) (6, 3)	0-3 K		0-0 FC5 BB 1B		0-0 G3		0-0 G3		0-0 2B	3	0	1	0	0	1	4											
Abraham Nunez, S OBP: 0.338, SLG: 0.357 (1, 5)		0-0 G6-3		4-0 FC5 BB 1B		0-0 G5-3		0-0 BB		2	0	0	0	2	0	0											
Mike Lieberthal, R OBP: 0.300, SLG: 0.368 74 Dusty Wathan, R OBP: 0.333, SLG: 0.590 (1, 2) (7, 2)	0-0 1B		0-3 K		0-3 K		0-0 WP 11 1B 1B		0-3 K	3	1	2	0	0	1	2											
58 Eude Brito, L Timothy Moss, R Arthur Rhodes, L Ricardo Rodriguez, L Tomas Perez, S OBP: 0.190, SLG: 0.238 (1, 1) (2, PH) (3, 1) (4, 1) (5, PH) (7, 6)	0-0 F9		0-3 K		0-3 K		0-0 P6		0-0 G1-3	0	0	0	0	0	0	0		Phillies									
Inning Stats	R: 1 E: 0 K: 2 S: 10	H: 3 LOB: 2 BB: 0 P: 10	R: 0 E: 0 K: 1 S: 6	H: 1 LOB: 1 BB: 0 P: 6	R: 1 E: 0 K: 0 S: 4	H: 1 LOB: 0 BB: 0 P: 4	R: 0 E: 0 K: 2 S: 8	H: 1 LOB: 2 BB: 1 P: 12	R: 0 E: 0 K: 0 S: 5	H: 2 LOB: 0 BB: 0 P: 6	R: 2 E: 0 K: 1 S: 7	H: 2 LOB: 2 BB: 2 P: 16	R: 0 E: 0 K: 2 S: 7	H: 0 LOB: 0 BB: 0 P: 7	1B: 8 2B: 2 3B: 0 HR: 1	SF: 1 SAC: 0 DP: 1 HBP: 0			WP: 1 PB: 0 SB: 2 CS: 1	PA: 39							
PITCHER	IP	WLS	BF	H	R	ER	SO	BB	IBB	HBP	BLK	WP	HR	S	P	ERA	WHIP	PITCHER									
Oliver Pérez, L ERA: 6.0 Roberto Hernandez, R ERA: 9.0 67 Jorge Vasquez, R ERA: 4.82 71 C.J. Nitkowski, L ERA: 4.28	4.0		20	6	2	2	5	2	0	0	0	0	0	3	7	4.50	2.000										
16 Salomon Torres, R ERA: 6.0 Roberto Hernandez, R ERA: 9.0 67 Jorge Vasquez, R ERA: 4.82 71 C.J. Nitkowski, L ERA: 4.28	1.0	H	4	2	1	1	0	0	0	0	0	1	0	5	6	9.00	2.000										
67 Jorge Vasquez, R ERA: 4.82 71 C.J. Nitkowski, L ERA: 4.28	1.0	L	7	2	2	2	1	2	0	0	0	0	0	7	16	18.00	4.000										
71 C.J. Nitkowski, L ERA: 4.28	1.0		3	0	0	0	2	0	0	0	0	0	0	7	7	0.00	0.000										

Batter	1	2	3	4	5	6	7	8	9	AB	R	H	RBI	BB	SO	LOB	TOP					
11 Jimmy Rollins, S OBP: 0.345, SLG: 0.436 Danny Sandoval, S OBP: 0.324, SLG: 0.417	G4-3		K				G4-3	G4-3	G4-3	3	1	1	1	0	1	0	Philadelphia Phillies @ Pittsburgh Pirates McKechnie Field, Bradenton, FL Sat Mar 25 2006, 1:05 PM EST Att: 5,943 - Sunny - 63 F					
Aaron Rowand, R OBP: 0.328, SLG: 0.429 Robinson Tejeda, R Aquilino Lopez, R Joe Thurston, L OBP: 0.364, SLG: 0.389	F9		F9				G6-3		K	4	0	2	0	0	0	1						
Bobby Abreu, L OBP: 0.458, SLG: 0.818 Chris Roberson, S OBP: 0.358, SLG: 0.479	G4-3		HR				G6-3		1B	2	1	1	1	1	0	1						
26 Chase Utley, L OBP: 0.294, SLG: 0.677 Abraham Nunez, S OBP: 0.346, SLG: 0.368	G4-3		F7				K		1B	3	0	0	0	0	1	2						
6 Ryan Howard, L OBP: 0.420, SLG: 0.889 64 Shawn Garrett, S OBP: 0.265, SLG: 0.438	F9		K				1B		G4-6-3	3	0	1	0	0	1	2						
Alex Gonzalez, R OBP: 0.333, SLG: 0.489 27 Chris Coste, R OBP: 0.515, SLG: 0.871	G6-3		G5-3				L5		G6-3	3	0	0	0	0	0	1						
Tomas Perez, S OBP: 0.160, SLG: 0.200	K		K				K		G3	4	0	0	0	0	3	1						
Sal Fasano, R OBP: 0.333, SLG: 0.556 60 Peter Bergeron, L OBP: 0.500, SLG: 0.458	1B		G5-3				F7		G4-3	3	0	1	0	0	0	0						
39 Brett Myers, R 8 Shane Victorino, S OBP: 0.296, SLG: 0.432	G6-3		G4-3				E6		G4-3	2	0	0	0	0	0	1						
Inning Stats	R: 0 E: 0 K: 0 S: 4	H: 1 LOB: 2 BB: 1 P: 8	R: 0 E: 0 K: 1 S: 6	H: 1 LOB: 1 BB: 0 P: 6	R: 1 E: 0 K: 1 S: 6	H: 1 LOB: 0 BB: 0 P: 6	R: 0 E: 0 K: 2 S: 7	H: 0 LOB: 0 BB: 0 P: 7	R: 1 E: 0 K: 0 S: 5	H: 2 LOB: 1 BB: 0 P: 5	R: 0 E: 0 K: 2 S: 8	H: 1 LOB: 1 BB: 0 P: 8	R: 0 E: 1 K: 0 S: 4	H: 0 LOB: 1 BB: 0 P: 4	R: 1 E: 0 K: 0 S: 3	H: 1 LOB: 0 BB: 1 P: 7		R: 0 E: 0 K: 1 S: 6	H: 1 LOB: 2 BB: 1 P: 10	1B: 5 2B: 1 3B: 0 HR: 2	SF: 0 SAC: 0 DP: 1 HBP: 0	WP: 0 PB: 0 SB: 0 CS: 0
PITCHER	IP	WLS	BF	H	R	ER	SO	BB	IBB	HBP	BLK	WP	HR	S	P	ERA	WHIP					
Victor Santos, R ERA: 5.02	(1, 1)	4.2	19	4	2	2	4	1	0	0	0	0	0	2	26	30	3.86	1.071				
74 Giovanni Carrara, R ERA: 6.0	(5, 1)	0.0	1	1	0	0	0	0	0	0	0	0	0	0	1	1	∞	∞				
71 C.J. Nitkowski, L ERA: 4.05	(5, 1)	0.1	W	1	0	0	0	0	0	0	0	0	0	0	1	1	0.00	0.000				
24 Brandon Duckworth, R ERA: 2.08	(6, 1)	4.0	S	17	3	1	1	3	2	0	0	0	0	0	21	29	2.25	1.250				

Batter	1	2	3	4	5	6	7	8	9	AB	R	H	RBI	BB	SO	LOB	BOTTOM					
6 Chris Duffy, L OBP: 0.286, SLG: 0.308	K		K				FC5			5	3	2	0	0	2	2	Philadelphia Phillies @ Pittsburgh Pirates McKechnie Field, Bradenton, FL Sat Mar 25 2006, 1:05 PM EST Att: 5,943 - Sunny - 63 F					
12 Freddy Sanchez, R OBP: 0.359, SLG: 0.441 José Hernández, R OBP: 0.308, SLG: 0.351	K		1B				1B		2B	3	1	2	0	0	1	0						
Sean Casey, L OBP: 0.452, SLG: 0.533 24 Brandon Duckworth, R	1B		1B				SH1-4		K	3	0	3	1	0	0	0						
Jason Bay, R OBP: 0.423, SLG: 0.667 Jody Gerut, L OBP: 0.462, SLG: 0.406	K		F8				IBB			3	0	0	0	0	2	4						
Jeremy Burnitz, L OBP: 0.269, SLG: 0.615 13 Nate McLouth, L OBP: 0.420, SLG: 0.628	K		G5-3				F7		SF8	3	0	0	0	0	1	0						
Joe Randa, R OBP: 0.313, SLG: 0.633 53 Mike Edwards, R OBP: 0.368, SLG: 0.438	G5-3		F8				F9		K	3	0	0	0	0	0	0						
19 José Bautista, R OBP: 0.431, SLG: 0.740 13 J.J. Furmaniak, R OBP: 0.333, SLG: 0.481	HR		F9				K		K	3	1	1	1	0	1	0						
41 Ryan Doumit, S OBP: 0.359, SLG: 0.545	F9		G3				G3		L4	4	1	1	0	0	0	0						
Victor Santos, R 74 Giovanni Carrara, R 71 C.J. Nitkowski, L Vic Buttler, L Craig Wilson, R OBP: 0.373, SLG: 0.452	K		K				K		2B	1	0	0	0	0	0	0						
Inning Stats	R: 0 E: 0 K: 3 S: 10	H: 1 LOB: 1 BB: 0 P: 10	R: 1 E: 0 K: 1 S: 6	H: 1 LOB: 0 BB: 0 P: 6	R: 0 E: 0 K: 2 S: 9	H: 2 LOB: 2 BB: 0 P: 9	R: 0 E: 0 K: 0 S: 3	H: 0 LOB: 0 BB: 0 P: 3	R: 2 E: 1 K: 2 S: 10	H: 3 LOB: 1 BB: 0 P: 10	R: 0 E: 0 K: 1 S: 5	H: 0 LOB: 0 BB: 0 P: 5	R: 3 E: 1 K: 1 S: 8	H: 2 LOB: 2 BB: 2 P: 16	R: 2 E: 0 K: 2 S: 9	H: 2 LOB: 1 BB: 1 P: 13		1B: 7 2B: 3 3B: 0 HR: 1	SF: 1 SAC: 1 DP: 0 HBP: 0	WP: 0 PB: 0 SB: 0 CS: 0	PA: 39	
PITCHER	IP	WLS	BF	H	R	ER	SO	BB	IBB	HBP	BLK	WP	HR	S	P	ERA	WHIP					
39 Brett Myers, R ERA: 4.08	(1, 1)	6.0	L	25	7	3	2	9	0	0	0	0	0	14	43	43	3.00	1.167				
Robinson Tejeda, R ERA: 7.11	(7, 1)	1.2	13	4	5	3	2	2	1	0	0	0	0	0	14	26	16.20	3.600				
Aquilino Lopez, R ERA: 5.79	(8, 1)	0.1	1	0	0	0	1	0	0	0	0	0	0	3	3	0.00	0.000					

Batter	1	2	3	4	5	6	7	8	9	AB	R	H	RBI	BB	SO	LOB	TOP								
Julio Lugo, R OBP: 0.351, SLG: 0.392 (1, 6)	F9		G6-3			13 2B BB	2B		F9	4	1	1	0	1	0	1	Tampa Bay Devil Rays @ Pittsburgh Pirates McKechnie Field, Bradenton, FL Tue Mar 28 2006, 1:05 PM EST Att: 4,036 - Sunny - 73 F								
13 Carl Crawford, L OBP: 0.377, SLG: 0.547 Dan Miceli, R Russell Brannan, L Travis Harper, L Jason Childers, R Nick Green, R OBP: 0.298, SLG: 0.388 (1, 7)	L7			B1-3		3 HR 2B	K			3	1	1	2	0	0	0									
3 Jorge Cantu, R OBP: 0.276, SLG: 0.517 Patrick Cottrell, R (8, 4)	F9			K					K	4	1	1	2	0	2	0									
Aubrey Huff, L OBP: 0.451, SLG: 0.591 (1, 5)		G4-3								3	0	1	0	1	0	0									
31 Jonny Gomes, R OBP: 0.431, SLG: 0.635 (1, 9)	L5			K						3	0	1	0	1	1	1									
Travis Lee, L OBP: 0.276, SLG: 0.526 (1, 3)										4	0	0	0	0	2	3									
8 Josh Paul, R OBP: 0.421, SLG: 0.563 (1, 2)			G5-3							3	1	1	0	1	1	0									
Damon Hollins, R OBP: 0.328, SLG: 0.321 20 Shaun Cumberland, L OBP: 0.333, SLG: 0.667 (8, 8)			F7							4	0	0	0	0	2	4									
19 Scott Kazmir, L OBP: 1.000, SLG: 1.000 75 Tony Peguero, R (5, 1)										0	0	0	0	0	0	0									
14 Greg Norton, S OBP: 0.448, SLG: 0.615 (6, 7)										1	1	0	1	1	0	0									
Inning Stats	R: 0 E: 0 K: 0 S: 3	H: 0 LOB: 0 BB: 0 P: 4	R: 0 E: 0 K: 1 S: 5	H: 0 LOB: 0 BB: 0 P: 5	R: 0 E: 0 K: 0 S: 4	H: 1 LOB: 1 BB: 0 P: 4	R: 0 E: 0 K: 2 S: 7	H: 0 LOB: 1 BB: 1 P: 11	R: 0 E: 0 K: 2 S: 7	H: 0 LOB: 0 BB: 0 P: 7	R: 4 E: 0 K: 0 S: 4	H: 2 LOB: 0 BB: 3 P: 16	R: 1 E: 0 K: 2 S: 9	H: 2 LOB: 1 BB: 0 P: 10	R: 0 E: 0 K: 2 S: 9	H: 2 LOB: 3 BB: 1 P: 14	R: 0 E: 0 K: 1 S: 5	H: 0 LOB: 1 BB: 1 P: 9	1B: 3 2B: 3 3B: 0 HR: 1	SF: 1 SAC: 0 DP: 1 HBP: 0	WP: 1 PB: 0 SB: 0 CS: 0	PA: 39			
PITCHER	IP	WLS	BF	H	R	ER	SO	BB	IBB	HBP	BLK	WP	HR	S	P	ERA	WHIP								
28 Paul Maholm, L ERA: 7.83 (1, 1)	5.0	W	20	2	3	3	5	3	0	0	0	0	0	27	40	5.40	1.000								
22 Ryan Vogelsong, R ERA: 7.71 (6, 1)	0.1		3	1	1	1	0	1	0	0	0	0	1	2	6	27.00	6.000								
71 C.J. Nitkowski, L ERA: 3.52 (6, 1)	0.2	H	1	0	0	0	0	0	0	0	0	0	0	1	1	0.00	0.000								
68 Scott Strickland, R ERA: 4.97 (7, 1)	2.0	H	11	4	1	1	4	1	0	0	0	1	0	18	24	4.50	2.500								
Michael Gonzalez, L ERA: 2.0 (9, 1)	1.0	S	4	0	0	0	1	1	0	0	0	0	0	5	9	0.00	1.000								

Batter	1	2	3	4	5	6	7	8	9	AB	R	H	RBI	BB	SO	LOB	BOTTOM								
13 Nate McLouth, L OBP: 0.404, SLG: 0.580 6 Chris Duffy, L OBP: 0.308, SLG: 0.375 (7, 8)	SH1-3 12 2B 1B			E5 2 G3 12 1B			G4-3			4	2	2	0	0	1	1	Tampa Bay Devil Rays @ Pittsburgh Pirates McKechnie Field, Bradenton, FL Tue Mar 28 2006, 1:05 PM EST Att: 4,036 - Sunny - 73 F								
2 Jack Wilson, R OBP: 0.400, SLG: 0.371 José Hernández, R OBP: 0.326, SLG: 0.425 (7, 4)	1B 12 SH1-3 1B		2B BB	G3			SF7			2	1	1	1	1	0	1									
12 Freddy Sanchez, R OBP: 0.319, SLG: 0.381 Jody Gerut, L OBP: 0.444, SLG: 0.421 (7, 9)	SH1-3		L9				F8			3	0	1	1	0	0	3									
Jason Bay, R OBP: 0.515, SLG: 0.964 53 Mike Edwards, R OBP: 0.356, SLG: 0.410 (7, 5)	1B 2-3 3-H		2B 2B	E S 1B			L5-3 1B			4	2	4	1	0	0	0									
Craig Wilson, R OBP: 0.381, SLG: 0.630 51 Simon Pond, L (7, 7)	K		19 1B 2B	E6 1B			L5-3 1B			4	1	2	2	0	1	3									
19 José Bautista, R OBP: 0.431, SLG: 0.691 (6, 6)	F8		11 WP 1B	K						3	0	1	0	1	1	3									
Brian Bixler, R OBP: 1.000, SLG: 1.000 (9, 6)			11 WP 1B	K						0	0	0	0	0	0	0									
Jose Castillo, R OBP: 0.497, SLG: 0.625 68 Scott Strickland, R Michael Gonzalez, R (9, 1)			11 WP 1B	K						4	0	2	1	0	1	1									
11 Humberto Cota, R OBP: 0.289, SLG: 0.281 Michael Carlin, R (7, 3)	L6		13 1B 2B	E6 2 SF7 28 BB			G6-3			3	1	0	0	0	1	3									
28 Paul Maholm, L (1, 1)										2	0	0	0	1	2	3									
22 Ryan Vogelsong, R (6, 1)										0	0	0	0	0	0	0									
71 C.J. Nitkowski, L (6, 1)										0	0	0	0	0	0	0									
26 Ronny Paulino, R OBP: 0.462, SLG: 0.455 (7, 2)										1	0	0	0	0	1	0									
Inning Stats	R: 1 E: 0 K: 1 S: 8	H: 3 LOB: 2 BB: 0 P: 8	R: 0 E: 0 K: 2 S: 8	H: 1 LOB: 1 BB: 0 P: 8	R: 3 E: 0 K: 2 S: 11	H: 4 LOB: 2 BB: 1 P: 16	R: 2 E: 2 K: 1 S: 8	H: 3 LOB: 1 BB: 0 P: 10	R: 1 E: 1 K: 0 S: 5	H: 1 LOB: 2 BB: 1 P: 9	R: 0 E: 0 K: 1 S: 5	H: 1 LOB: 1 BB: 1 P: 9	R: 0 E: 0 K: 1 S: 5	H: 0 LOB: 0 BB: 0 P: 5	R: 0 E: 0 K: 2 S: 8	H: 1 LOB: 1 BB: 0 P: 8	1B: 12 2B: 3 3B: 0 HR: 0	SF: 1 SAC: 1 DP: 1 HBP: 0	WP: 1 PB: 0 SB: 1 CS: 1	PA: 41					
PITCHER	IP	WLS	BF	H	R	ER	SO	BB	IBB	HBP	BLK	WP	HR	S	P	ERA	WHIP								
19 Scott Kazmir, L ERA: 9.24 (1, 1)	1.0	L	27	11	7	4	6	2	0	0	0	0	0	37	48	8.31	3.000								
75 Tony Peguero, R (5, 1)	0.2		3	1	0	0	0	0	0	0	0	0	0	3	3	0.00	1.500								
Dan Miceli, R ERA: 2.57 (6, 1)	1.0		4	1	0	0	1	1	0	0	0	0	0	5	9	0.00	2.000								
Travis Harper, R ERA: 4.5 (7, 1)	1.0		3	0	0	0	1	0	0	0	0	0	0	5	5	0.00	0.000								
Jason Childers, R ERA: (8, 1)	1.0		4	1	0	0	2	0	0	0	0	0	0	8	8	0.00	1.000								



Batter	1	2	3	4	5	6	7	8	9	AB	R	H	RBI	BB	SO	LOB	TOP										
6 Chris Duffy, L OBP: 0.281, SLG: 0.340		G6-3		G3			K		K	5	0	1	0	3	3		Pittsburgh Pirates @ Boston Red Sox City of Palms Park, Ft. Myers, FL Wed Mar 29 2006, 1:05 PM EST Att: 7,562 - Sunny - 74 F										
2 Jack Wilson, R OBP: 0.376, SLG: 0.350	K		E6	F7			BB		F8	5	0	1	0	0	1												
Sean Casey, L OBP: 0.410, SLG: 0.500 Craig Wilson, R OBP: 0.369, SLG: 0.607			P5		G3-1		K		K	3	0	1	0	0	0	1											
Jason Bay, R OBP: 0.514, SLG: 0.900 Brad Correll, R			P3		F7					2	0	0	0	2	0	1											
Jeremy Burnitz, L OBP: 0.250, SLG: 0.531 13 Nate McLouth, L OBP: 0.397, SLG: 0.569			F7							0	0	0	0	0	0	0											
Joe Randa, R OBP: 0.342, SLG: 0.600 José Hernández, R OBP: 0.341, SLG: 0.439		F9		1B	F7				41	3	1	2	0	0	0	1											
Jody Gerut, L OBP: 0.449, SLG: 0.429		1B		1B						1	0	1	0	0	0	0											
Jose Castillo, R OBP: 0.469, SLG: 0.614		1B		6	F7					4	1	2	0	0	1												
11 Humberto Cota, R OBP: 0.268, SLG: 0.257 41 Ryan Doumit, S OBP: 0.396, SLG: 0.634		F9		6	F9					4	0	2	1	0	0	2											
		2-3		6	1B					3	0	0	0	0	0	4											
				1-3						1	0	0	0	0	0	2											
Inning Stats	R: 0 E: 0 K: 2 S: 8	H: 1 LOB: 2 BB: 1 P: 12	R: 0 E: 0 K: 0 S: 5	H: 2 LOB: 2 BB: 0 P: 5	R: 0 E: 1 K: 0 S: 4	H: 0 LOB: 1 BB: 0 P: 4	R: 2 E: 0 K: 0 S: 7	H: 3 LOB: 1 BB: 0 P: 7	R: 0 E: 0 K: 0 S: 4	H: 1 LOB: 1 BB: 0 P: 4	R: 0 E: 0 K: 0 S: 3	H: 0 LOB: 0 BB: 0 P: 3	R: 0 E: 0 K: 2 S: 8	H: 1 LOB: 2 BB: 1 P: 12	R: 0 E: 0 K: 1 S: 6	H: 2 LOB: 1 BB: 0 P: 6	R: 0 E: 0 K: 2 S: 7	H: 0 LOB: 0 BB: 0 P: 7	1B: 9 2B: 2 3B: 0 HR: 0	SF: 0 SAC: 0 DP: 1 HBP: 0	WP: 0 PB: 0 SB: 1 CS: 0	PA: 39					
PITCHER	IP	WLS	BF	H	R	ER	SO	BB	IBB	HBP	BLK	WP	HR	S	P	ERA	WHIP										
38 Curt Schilling, R ERA: 6.75	4.0		20	6	2	2	2	1	0	0	0	0	0	24	28	4.50	1.750										
Keith Foulke, R ERA:	1.0		4	1	0	0	0	0	0	0	0	0	0	4	4	0.00	1.000										
Rudy Seanez, R ERA: 6.55	1.0		3	0	0	0	0	0	0	0	0	0	0	3	3	0.00	0.000										
Mike Holtz, L ERA: 3.27	1.1	W	8	3	0	0	3	1	0	0	0	0	0	13	17	0.00	3.000										
Victor Ramos, R ERA:	1.2	S	4	0	0	0	2	0	0	0	0	0	0	8	8	0.00	0.000										

Batter	1	2	3	4	5	6	7	8	9	AB	R	H	RBI	BB	SO	LOB	BOTTOM										
Trot Nixon, L OBP: 0.333, SLG: 0.417 33 Mickey Hall, L	G3	F8			P5					4	0	1	2	0	0	2	Pittsburgh Pirates @ Boston Red Sox City of Palms Park, Ft. Myers, FL Wed Mar 29 2006, 1:05 PM EST Att: 7,562 - Sunny - 74 F										
Mark Loretta, R OBP: 0.428, SLG: 0.556 59 Trent Durrington, R OBP: 0.207, SLG: 0.192	K		B2-3			G6-3	G3			3	0	0	0	0	1	0											
34 David Ortiz, L OBP: 0.440, SLG: 0.650 Dustan Mohr, R OBP: 0.439, SLG: 0.667			F8							3	0	1	0	0	1	0											
Manny Ramirez, R OBP: 0.408, SLG: 0.610 Jeff Corsaletti, L			F8							1	0	1	0	0	0	0											
										3	0	0	0	0	1	1											
										1	0	0	0	0	1	1											
Jason Varitek, S OBP: 0.200, SLG: 0.231 Ken Huckaby, R OBP: 0.364, SLG: 0.444					P6					2	1	0	0	1	1	0											
25 Mike Lowell, R OBP: 0.389, SLG: 0.378 Adam Stern, L OBP: 0.371, SLG: 0.636										0	0	0	0	1	0	0											
Wily Mo Peña, R OBP: 0.440, SLG: 0.636 2 Willie Harris, L OBP: 0.244, SLG: 0.211										2	0	1	0	1	0	0											
										1	1	0	0	0	0	2											
J.T. Snow, L OBP: 0.400, SLG: 0.364 12 Ian Bladegroen, L OBP: 0.625, SLG: 0.590										2	0	0	0	1	1	2											
										0	0	0	0	0	0	0											
Alex Gonzalez, R OBP: 0.163, SLG: 0.268 Iggly Suarez, R										3	0	0	0	0	3	5											
										0	0	0	0	0	0	0											
Inning Stats	R: 0 E: 0 K: 1 S: 6	H: 1 LOB: 1 BB: 0 P: 6	R: 1 E: 0 K: 1 S: 7	H: 2 LOB: 2 BB: 1 P: 11	R: 0 E: 0 K: 0 S: 3	H: 0 LOB: 0 BB: 0 P: 3	R: 0 E: 0 K: 2 S: 7	H: 0 LOB: 0 BB: 0 P: 7	R: 0 E: 0 K: 2 S: 7	H: 0 LOB: 0 BB: 0 P: 7	R: 0 E: 0 K: 2 S: 9	H: 0 LOB: 0 BB: 0 P: 7	R: 2 E: 0 K: 2 S: 9	H: 2 LOB: 2 BB: 2 P: 17	R: 0 E: 0 K: 1 S: 6	H: 1 LOB: 2 BB: 1 P: 10	R: 0 E: 0 K: 2 S: 7	H: 0 LOB: 0 BB: 0 P: 7	1B: 4 2B: 2 3B: 0 HR: 0	SF: 0 SAC: 0 DP: 0 HBP: 0	WP: 0 PB: 0 SB: 0 CS: 0	PA: 34					
PITCHER	IP	WLS	BF	H	R	ER	SO	BB	IBB	HBP	BLK	WP	HR	S	P	ERA	WHIP										
Oliver Pérez, L ERA: 3.88	5.2		21	3	1	1	7	1	0	0	0	0	0	34	38	1.59	0.706										
55 Matt Capps, R ERA: 1.29	0.1	H	1	0	0	0	1	0	0	0	0	0	0	3	3	0.00	0.000										
74 Giovanni Carrara, R ERA: 9.0	1.0	L	7	2	2	2	2	2	0	0	0	0	0	9	17	18.00	4.000										
34 John Grabow, L ERA: 5.59	1.0		5	1	0	0	1	1	0	0	0	0	0	6	10	0.00	2.000										

AB	37
R	2
H	10
RBI	2
BB	2
SO	7
LOB	22



AB	30
R	3
H	6
RBI	3
BB	4
SO	11
LOB	17



Batter	1	2	3	4	5	6	7	8	9	AB	R	H	RBI	BB	SO	LOB	TOP										
6 Chris Duffy, L OBP: 0.302, SLG: 0.362 (1, 8)										4	1	2	0	0	0	0	Pittsburgh Pirates @ Minnesota Twins Hammond Stadium, Fort Myers, FL Fri Mar 31 2006, 1:05 PM EST Att.: 5,592 - Sunny - 80 F										
2 Jack Wilson, R OBP: 0.354, SLG: 0.326 64 Jason Alfaro, R OBP: 0.394, SLG: 0.259 (7, 5)										3	0	0	0	0	0	3											
Sean Casey, L OBP: 0.405, SLG: 0.487 José Hernández, R OBP: 0.313, SLG: 0.400 (1, 3)										3	0	1	1	0	1	1											
Jeremy Burnitz, L OBP: 0.229, SLG: 0.486 Brad Cortey, R (6, 9)										3	0	0	0	0	0	2											
Craig Wilson, R OBP: 0.351, SLG: 0.569 (1, 10)										4	0	1	0	0	1	1											
13 Nate McLouth, L OBP: 0.409, SLG: 0.586 (1, 7)										4	1	1	0	0	1	1											
12 Freddy Sanchez, R OBP: 0.327, SLG: 0.383 (7, 4)										4	0	2	0	0	0	2											
Jose Castillo, R OBP: 0.442, SLG: 0.587 76 Gookie Dawkins, R OBP: 0.365, SLG: 0.591 (7, 6)										2	0	0	1	0	0	2											
11 Humberto Cota, R OBP: 0.279, SLG: 0.351 41 Ryan Doumit, S OBP: 0.415, SLG: 0.622 (6, 2)										2	1	1	1	0	1	0											
Inning Stats	R: 1 E: 1 K: 0 S: 5	H: 2 LOB: 1 BB: 0 P: 5	R: 0 E: 0 K: 0 S: 3	H: 1 LOB: 0 BB: 0 P: 3	R: 0 E: 0 K: 1 S: 6	H: 1 LOB: 1 BB: 0 P: 6	R: 0 E: 0 K: 2 S: 7	H: 0 LOB: 0 BB: 0 P: 7	R: 1 E: 1 K: 0 S: 6	H: 2 LOB: 1 BB: 0 P: 6	R: 0 E: 0 K: 1 S: 5	H: 0 LOB: 0 BB: 0 P: 5	R: 1 E: 0 K: 0 S: 4	H: 1 LOB: 0 BB: 0 P: 4	R: 0 E: 0 K: 0 S: 3	H: 0 LOB: 1 BB: 0 P: 7		1B: 5 2B: 2 3B: 0 HR: 1	SF: 1 SAC: 0 DP: 4 HBP: 0	WP: 0 PB: 0 SB: 0 CS: 0	PA: 34						
PITCHER	IP	WLS	BF	H	R	ER	SO	BB	IBB	HBP	BLK	WP	HR	S	P	ERA	WHIP										
Brad Radke, R ERA: 5.32 (1, 1)	5.0	W	20	6	2	2	3	0	0	0	0	0	1	27	27	3.60	1.200										
54 Matt Guerrier, R ERA: 5.4 (6, 1)	1.0	H	3	0	0	0	1	0	0	0	0	0	0	5	5	0.00	0.000										
2B Jesse Crain, R ERA: 2.25 (7, 1)	1.0	H	4	1	1	1	0	0	0	0	0	0	0	4	4	9.00	1.000										
Angel Garcia, R ERA: (8, 1)	1.0	H	4	0	0	0	0	1	0	0	0	0	0	3	7	0.00	1.000										
Bobby Korecky, R ERA: 4.5 (9, 1)	1.0	S	3	1	0	0	0	0	0	0	0	0	0	3	3	0.00	1.000										

Batter	1	2	3	4	5	6	7	8	9	AB	R	H	RBI	BB	SO	LOB	BOTTOM										
Shannon Stewart, R OBP: 0.340, SLG: 0.405 Jason Grove, L (6, 7)										3	0	1	0	0	1	0	Pittsburgh Pirates @ Minnesota Twins Hammond Stadium, Fort Myers, FL Fri Mar 31 2006, 1:05 PM EST Att.: 5,592 - Sunny - 80 F										
Luis Castillo, S OBP: 0.459, SLG: 0.357 38 Luis Antonio Rodriguez, S OBP: 0.397, SLG: 0.373 (8, 4)										4	0	1	0	0	0	1											
7 Joe Mauer, L OBP: 0.412, SLG: 0.465 Jose Morales, S (7, PR) (8, 2)										4	1	3	0	0	0	1											
24 Rondell White, R OBP: 0.383, SLG: 0.561 (1, 10)										4	1	2	0	0	2	3											
Tori Hunter, R OBP: 0.353, SLG: 0.587 Jason Tyner, L OBP: 0.480, SLG: 0.477 (1, 8)										3	1	1	1	0	0	3											
33 Justin Morneau, L OBP: 0.426, SLG: 0.568 Terry Tiffee, S (8, 3)										3	0	0	0	0	0	3											
Tony Batista, R OBP: 0.276, SLG: 0.473 (1, 5)										4	1	2	3	0	1	0											
20 Lew Ford, R OBP: 0.333, SLG: 0.551 Doug Deeds, L OBP: 0.500, SLG: 1.500 (7, 9)										3	1	1	1	0	0	0											
Juan Castro, R OBP: 0.214, SLG: 0.286 (1, 6)										3	0	0	0	0	0	0											
Inning Stats	R: 0 E: 0 K: 1 S: 7	H: 2 LOB: 2 BB: 0 P: 7	R: 2 E: 0 K: 0 S: 5	H: 2 LOB: 0 BB: 0 P: 5	R: 3 E: 0 K: 0 S: 6	H: 4 LOB: 1 BB: 0 P: 6	R: 0 E: 0 K: 0 S: 4	H: 1 LOB: 1 BB: 0 P: 4	R: 0 E: 0 K: 1 S: 6	H: 1 LOB: 1 BB: 0 P: 6	R: 0 E: 0 K: 1 S: 5	H: 0 LOB: 0 BB: 0 P: 5	R: 0 E: 1 K: 1 S: 7	H: 1 LOB: 2 BB: 0 P: 7	R: 0 E: 0 K: 1 S: 5	H: 0 LOB: 0 BB: 0 P: 5		1B: 8 2B: 1 3B: 0 HR: 2	SF: 0 SAC: 0 DP: 0 HBP: 0	WP: 0 PB: 0 SB: 0 CS: 1	PA: 35						
PITCHER	IP	WLS	BF	H	R	ER	SO	BB	IBB	HBP	BLK	WP	HR	S	P	ERA	WHIP										
57 Zach Duke, L ERA: 7.62 (1, 1)	5.0	L	24	10	5	5	2	0	0	0	0	0	2	28	28	9.00	2.000										
22 Ryan Vogelsong, R ERA: 7.27 (6, 1)	1.0		3	0	0	0	1	0	0	0	0	0	0	5	5	0.00	0.000										
71 C.J. Nitkowski, L ERA: 3.12 (7, 1)	1.0		5	1	0	0	1	0	0	0	0	0	0	7	7	0.00	1.000										
27 Terry Adams, R ERA: 4.0 (8, 1)	1.0		3	0	0	0	1	0	0	0	0	0	0	5	5	0.00	0.000										



Batter	1	2	3	4	5	6	7	8	9	AB	R	H	RBI	BB	SO	LOB	TOP					
Shannon Stewart, R (1,7) OBP: 0.333, SLG: 0.435 Trent Oeltjen, L (6,7) OBP: 0.500, SLG: 0.500										4	1	1	0	0	1	2	Minnesota Twins @ Pittsburgh Pirates McKechnie Field, Bradenton, FL Sat Apr 01 2006, 1:05 PM EST Att: 3,665 - Sunny - 75 F					
Luis Castillo, S (1,4) OBP: 0.453, SLG: 0.378 Matt Tolbert, S (6,4)										3	2	2	1	1	0	1						
7 Joe Mauer, L (1,2) OBP: 0.464, SLG: 0.511										4	2	4	1	1	0	0						
Tori Hunter, R (1,8) OBP: 0.327, SLG: 0.540 Denard Span, L (6,8) OBP: 0.421, SLG: 0.333										4	0	0	0	0	0	7						
33 Justin Morneau, L (1,3) OBP: 0.444, SLG: 0.575 38 Luis Antonio Rodriguez, S (3,3) OBP: 0.353, SLG: 0.355										3	1	2	2	0	0	1						
5 Michael Cuddyer, R (1,9) OBP: 0.590, SLG: 0.844 Levale Speigner, R (7,1) 28 Jesse Crain, R (8,1) 16 Jason Kubel, L (9,PH) OBP: 0.338, SLG: 0.439 36 Joe Nathan, R (9,1)										4	1	2	3	0	1	2						
Tony Batista, R (1,5) OBP: 0.274, SLG: 0.448 Matt Moses, L (7,5) OBP: 0.600, SLG: 1.200										3	0	0	0	1	1	3						
Juan Castro, R (1,6) OBP: 0.176, SLG: 0.235 54 Matt Guerrier, R (6,1) 20 Lew Ford, R (7,PH) OBP: 0.321, SLG: 0.529										3	0	0	0	0	0	1						
Kyle Lohse, R (1,1) OBP: 0.500, SLG: 0.500 8 Nick Punto, S (6,PH) OBP: 0.386, SLG: 0.434										2	0	1	0	0	1	0						
Inning Stats	R: 2 E: 0 K: 2 S: 11	H: 4 LOB: 2 BB: 0 P: 11	R: 0 E: 0 K: 0 S: 4	H: 1 LOB: 1 BB: 0 P: 4	R: 1 E: 1 K: 0 S: 5	H: 1 LOB: 0 BB: 0 P: 6	R: 0 E: 0 K: 1 S: 4	H: 0 LOB: 0 BB: 1 P: 8	R: 4 E: 0 K: 0 S: 7	H: 4 LOB: 2 BB: 0 P: 8	R: 1 E: 0 K: 1 S: 8	H: 2 LOB: 2 BB: 1 P: 12	R: 0 E: 0 K: 1 S: 6	H: 1 LOB: 1 BB: 0 P: 6	R: 0 E: 0 K: 0 S: 3	H: 0 LOB: 2 BB: 2 P: 11		R: 0 E: 0 K: 1 S: 6	H: 1 LOB: 1 BB: 0 P: 6	1B: 11 2B: 1 3B: 1 HR: 1	SF: 0 SAC: 0 DP: 1 HBP: 0	WP: 0 PB: 2 SB: 1 CS: 1
PITCHER	IP WLS BF H R ER SO BB IBB HBP BLK WP HR S P ERA WHIP																	PITCHER	IP WLS BF H R ER SO BB IBB HBP BLK WP HR S P ERA WHIP			
45 Ian Snell, R (1,1) ERA: 5.27	5.0 L 25 10 7 6 3 1 0 0 0 0 0 1 31 37 10.80 2.200																					
16 Salomon Torres, R (6,1) ERA:	1.0 6 2 1 0 1 1 0 0 0 0 0 0 8 12 0.00 3.000																					
Damaso Marte, L (7,1) ERA:	1.0 4 1 0 0 1 0 0 0 0 0 0 0 6 6 0.00 1.000																					
Roberto Hernandez, R (8,1) ERA: 7.2	1.0 5 0 0 0 0 2 0 0 0 0 0 0 3 11 0.00 2.000																					
Michael Gonzalez, L (9,1) ERA: 1.64	1.0 4 1 0 0 1 0 0 0 0 0 0 0 6 6 0.00 1.000																					
Batter	1	2	3	4	5	6	7	8	9	AB	R	H	RBI	BB	SO	LOB	BOTTOM					
6 Chris Duffy, L (1,8) OBP: 0.288, SLG: 0.344 Vic Buttlar, L (8,8)										3	0	0	0	0	2	0	Minnesota Twins @ Pittsburgh Pirates McKechnie Field, Bradenton, FL Sat Apr 01 2006, 1:05 PM EST Att: 3,665 - Sunny - 75 F					
2 Jack Wilson, R (1,6) OBP: 0.353, SLG: 0.370 Damaso Marte, L (7,1) Roberto Hernandez, R (8,1) Brant Ust, R (9,5)										3	0	1	0	0	0	0						
Sean Casey, L (1,3) OBP: 0.386, SLG: 0.463 Craig Wilson, R (6,3) OBP: 0.342, SLG: 0.552										2	0	0	0	0	1	0						
Jason Bay, R (1,7) OBP: 0.550, SLG: 0.824 Jose Hernandez, R (9,3) OBP: 0.327, SLG: 0.413 Octavio Martinez, R (9,PH)										1	0	0	0	1	0	0						
Jeremy Burnitz, L (1,9) OBP: 0.243, SLG: 0.568 Rafael Alvarez, L (6,9)										2	1	1	1	0	0	1						
Joe Randa, R (1,5) OBP: 0.326, SLG: 0.550 16 Salomon Torres, R (6,1) 12 Freddy Sanchez, R (7,6) OBP: 0.321, SLG: 0.375										2	0	0	0	0	0	0						
Jose Castillo, R (1,4) OBP: 0.426, SLG: 0.563 Brandon Chaves, S (7,4) OBP: 0.200, SLG: 0.400										2	0	0	0	0	0	0						
41 Ryan Doumit, S (1,2) OBP: 0.411, SLG: 0.667 Michael Gonzalez, R (9,1) ERA: 1.8										3	1	1	1	0	0	1						
45 Ian Snell, R (1,1) OBP: 0.500, SLG: 0.400 13 Nate McLouth, L (6,7) OBP: 0.397, SLG: 0.567										1	0	0	0	0	1	0						
Inning Stats	R: 0 E: 0 K: 2 S: 7	H: 0 LOB: 0 BB: 0 P: 7	R: 0 E: 0 K: 0 S: 2	H: 0 LOB: 1 BB: 1 P: 6	R: 1 E: 0 K: 2 S: 8	H: 1 LOB: 0 BB: 0 P: 8	R: 0 E: 0 K: 0 S: 3	H: 0 LOB: 0 BB: 0 P: 3	R: 1 E: 0 K: 0 S: 4	H: 1 LOB: 1 BB: 0 P: 4	R: 0 E: 0 K: 1 S: 6	H: 1 LOB: 1 BB: 0 P: 6	R: 0 E: 0 K: 0 S: 3	H: 1 LOB: 0 BB: 0 P: 3	R: 0 E: 0 K: 1 S: 6	H: 1 LOB: 1 BB: 0 P: 6		R: 0 E: 0 K: 1 S: 5	H: 0 LOB: 0 BB: 0 P: 5	1B: 1 2B: 1 3B: 1 HR: 2	SF: 0 SAC: 0 DP: 2 HBP: 0	WP: 0 PB: 0 SB: 0 CS: 0
PITCHER	IP WLS BF H R ER SO BB IBB HBP BLK WP HR S P ERA WHIP																	PITCHER	IP WLS BF H R ER SO BB IBB HBP BLK WP HR S P ERA WHIP			
Kyle Lohse, R (1,1) ERA: 2.42	5.0 W 17 2 2 2 4 1 0 0 0 0 0 0 24 28 3.60 0.600																					
54 Matt Guerrier, R (6,1) ERA: 5.09	1.0 4 1 0 0 1 0 0 0 0 0 0 0 6 6 0.00 1.000																					
Levale Speigner, R (7,1) ERA:	1.0 3 1 0 0 0 0 0 0 0 0 0 0 3 3 0.00 1.000																					
28 Jesse Crain, R (8,1) ERA: 2.0	1.0 4 1 0 0 1 0 0 0 0 0 0 0 6 6 0.00 1.000																					
36 Joe Nathan, R (9,1) ERA: 1.8	1.0 3 0 0 0 1 0 0 0 0 0 0 0 5 5 0.00 0.000																					
AB	R	H	RBI	BB	SO	LOB	30	2	5	RBI	2	BB	1	SO	7	LOB	6					

Batter	1	2	3	4	5	6	7	8	9	AB	R	H	RBI	BB	SO	LOB	TOP								
6 Chris Duffy, L (1, 8) OBP: 0.250, SLG: 0.250										4	0	1	0	0	2	1									
2 Jack Wilson, R (1, 6) OBP: 0.500, SLG: 0.333										3	0	1	0	1	0	1									
Sean Casey, L (1, 3) OBP: 0.250, SLG: 0.500										4	1	1	0	0	0	2									
Jason Bay, R (1, 7)										1	0	0	0	3	0	0									
Joe Randa, R (1, 5)										4	0	0	0	0	1	5									
Jeremy Burnitz, L (1, 9)										4	0	0	0	0	1	2									
Jose Castillo, R (1, 4) OBP: 0.500, SLG: 0.667										3	1	1	0	1	2	0									
11 Humberto Cota, R (1, 2) OBP: 0.333, SLG: 0.333										3	0	1	1	0	1	1									
13 Nate McLouth, L (9, PH) OBP: 1.000, SLG: 1.000										1	0	1	0	0	0	0									
Oliver Pérez, L (1, 1) OBP: 0.333, SLG: 0.333										3	0	1	1	0	1	3									
16 Salomon Torres, R (6, 1)										0	0	0	0	0	0	0									
Damaso Marte, L (7, 1)										0	0	0	0	0	0	0									
55 Matt Capps, R (7, 1)										0	0	0	0	0	0	0									
12 Freddy Sanchez, R (9, PH)										1	0	0	0	0	0	1									
Inning Stats	R: 0 E: 1 K: 1 S: 17	H: 1 LOB: 2 BB: 1 P: 27	R: 1 E: 0 K: 2 S: 12	H: 2 LOB: 1 BB: 0 P: 18	R: 0 E: 0 K: 0 S: 10	H: 1 LOB: 1 BB: 1 P: 20	R: 0 E: 0 K: 1 S: 6	H: 0 LOB: 0 BB: 0 P: 10	R: 0 E: 0 K: 1 S: 7	H: 0 LOB: 0 BB: 2 P: 10	R: 1 E: 0 K: 1 S: 15	H: 2 LOB: 3 BB: 2 P: 26	R: 0 E: 0 K: 1 S: 5	H: 0 LOB: 0 BB: 1 P: 12	R: 0 E: 0 K: 0 S: 6	H: 0 LOB: 0 BB: 0 P: 10	R: 0 E: 0 K: 1 S: 9	H: 1 LOB: 0 BB: 0 P: 11	1B: 5 2B: 2 3B: 0 HR: 0	SF: 0 SAC: 0 DP: 4 HBP: 0	WP: 0 PB: 0 SB: 0 CS: 0	PA: 36			
PITCHER	IP	WLS	BF	H	R	ER	SO	BB	IBB	HBP	BLK	WP	HR	S	P	ERA	WHIP								
Doug Davis, L (1, 1) ERA: 3.0	6.0		27	6	2	2	6	3	1	0	0	0	0	67	111	3.00	1.500								
Justin Lehr, R (7, 1) ERA:	1.0	W	3	0	0	0	1	1	0	0	0	0	0	5	12	0.00	1.000								
Matt Wise, R (8, 1) ERA:	1.0	H	3	0	0	0	0	0	0	0	0	0	0	6	10	0.00	0.000								
Derrick Turnbow, R (9, 1) ERA:	1.0	S	3	1	0	0	1	0	0	0	0	0	0	9	11	0.00	1.000								

Pittsburgh Pirates @ Milwaukee Brewers
Miller Park, Milwaukee, WI
Mon Apr 03 2006, 1:05 PM CDT
Att. 45,023 - Roof Closed - 63 F

AB 31
R 2
H 7
RBI 2
BB 5
SO 8
LOB 16



Batter	1	2	3	4	5	6	7	8	9	AB	R	H	RBI	BB	SO	LOB	BOTTOM								
Brady Clark, R (1, 8)										4	0	0	0	0	0	1									
7 J.J. Hardy, R (1, 6) OBP: 0.500, SLG: 1.333										3	1	1	1	1	1	0									
Geoff Jenkins, L (1, 9) OBP: 0.250, SLG: 0.250										4	1	1	0	0	3	1									
Carlos Lee, R (1, 7) OBP: 0.750, SLG: 1.667										3	1	2	2	1	0	1									
28 Prince Fielder, L (1, 3)										4	0	0	0	0	4	3									
23 Rickie Weeks Jr., R (1, 4) OBP: 0.750, SLG: 0.500										2	1	1	0	1	1	1									
2 Bill Hall, R (1, 5)										2	1	0	0	2	1	2									
Damian Miller, R (1, 2)										2	0	0	0	0	1	1									
Doug Davis, R (1, 1) Justin Lehr, R (7, 1) 18 Gabe Gross, L (7, PH) Jeff Cirillo, R (7, PH) Matt Wise, R (8, 1) Derrick Turnbow, R (9, 1)										2	0	0	0	0	0	0									
Inning Stats	R: 1 E: 0 K: 2 S: 14	H: 2 LOB: 1 BB: 0 P: 18	R: 0 E: 0 K: 0 S: 5	H: 1 LOB: 0 BB: 1 P: 13	R: 0 E: 0 K: 1 S: 11	H: 0 LOB: 1 BB: 1 P: 18	R: 0 E: 0 K: 3 S: 15	H: 0 LOB: 1 BB: 1 P: 25	R: 0 E: 0 K: 1 S: 9	H: 0 LOB: 0 BB: 0 P: 13	R: 0 E: 0 K: 3 S: 14	H: 0 LOB: 1 BB: 0 P: 18	R: 2 E: 0 K: 0 S: 9	H: 1 LOB: 0 BB: 2 P: 19	R: 2 E: 0 K: 1 S: 24	H: 2 LOB: 1 BB: 0 P: 33	1B: 4 2B: 0 3B: 0 HR: 2	SF: 0 SAC: 1 DP: 2 HBP: 1	WP: 1 PB: 0 SB: 1 CS: 0	PA: 34					
PITCHER	IP	WLS	BF	H	R	ER	SO	BB	IBB	HBP	BLK	WP	HR	S	P	ERA	WHIP								
Oliver Pérez, L (1, 1) ERA: 1.69	5.1		21	3	1	1	9	3	0	0	0	0	0	61	95	1.69	1.125								
16 Salomon Torres, R (6, 1) ERA: 18.0	1.0	L	5	0	2	2	1	2	0	0	0	0	0	12	23	18.00	2.000								
Damaso Marte, L (7, 1) ERA:	0.0	B	1	1	0	0	0	0	0	0	0	0	0	2	3	∞	∞								
55 Matt Capps, R (7, 1) ERA: 10.8	1.2		7	2	2	2	1	0	0	1	0	0	1	26	36	10.80	1.200								

Pittsburgh Pirates @ Milwaukee Brewers
Miller Park, Milwaukee, WI
Mon Apr 03 2006, 1:05 PM CDT
Att. 45,023 - Roof Closed - 63 F

AB 27
R 5
H 6
RBI 5
BB 5
SO 11
LOB 10



Batter	1	2	3	4	5	6	7	8	9	AB	R	H	RBI	BB	SO	LOB	TOP										
13 Nate McLouth, L OBP: 0.167, SLG: 0.167	P6		E4			G4-3	G3		P5	5	0	0	0	0	0	2	Pittsburgh Pirates @ Milwaukee Brewers Miller Park, Milwaukee, WI Tue Apr 04 2006, 7:05 PM CDT Att: 15,515 - Roof Closed - 64 F										
2 Jack Wilson, R OBP: 0.625, SLG: 0.650	HR	1B	K			G5-4-3	1B		BB	3	1	2	0	1	1	0											
Sean Casey, L OBP: 0.250, SLG: 0.750	HR		P6			K			F7	4	1	1	2	0	1	2											
Jason Bay, R	G3					G5-4-3			F8	4	0	0	0	0	1	2											
Craig Wilson, R OBP: 0.500, SLG: 0.750	P4								F8	4	1	2	0	0	0	1											
Joe Randa, R OBP: 0.125, SLG: 0.125									WP	4	0	1	0	0	1	2											
Jose Castillo, R OBP: 0.625, SLG: 0.857									1B	4	1	3	1	0	1	1											
41 Ryan Doumit, S									41 G3	4	0	0	0	0	0	4											
Victor Santos, R Ryan Vogelsong, R Damaso Marte, L Jeromy Burnitz, L 34 John Grabow, L 16 Salomon Torres, R Roberto Hernandez, R 12 Freddy Sanchez, R									L1	2	0	0	0	0	2	1		P									
Inning Stats	R: 2 E: 0 K: 0 S: 14	H: 2 LOB: 0 BB: 0 P: 20	R: 0 E: 0 K: 1 S: 8	H: 1 LOB: 1 BB: 0 P: 10	R: 0 E: 1 K: 1 S: 8	H: 0 LOB: 0 BB: 0 P: 12	R: 0 E: 0 K: 3 S: 15	H: 1 LOB: 1 BB: 0 P: 22	R: 0 E: 0 K: 1 S: 7	H: 0 LOB: 0 BB: 0 P: 13	R: 3 E: 0 K: 0 S: 17	H: 3 LOB: 0 BB: 0 P: 25	R: 0 E: 0 K: 0 S: 10	H: 0 LOB: 1 BB: 1 P: 18	R: 0 E: 0 K: 0 S: 11	H: 2 LOB: 2 BB: 0 P: 19			1B: 6 2B: 2 3B: 0 HR: 2	SF: 0 SAC: 0 DP: 1 HBP: 0	WP: 1 PB: 0 SB: 0 CS: 0	PA: 37					
PITCHER	IP	WLS	BF	H	R	ER	SO	BB	IBB	HBP	BLK	WP	HR	S	P	ERA	WHIP										
39 Chris Capuano, L ERA: 3.0	6.0	W	22	5	2	2	7	0	0	0	0	0	1	60	87	3.00	0.833										
52 Jose Capellan, R ERA: 27.0	1.0		6	3	3	3	0	0	0	0	0	1	1	17	25	27.00	3.000										
Dan Kolb, R ERA:	1.0	H	4	0	0	0	0	1	0	0	0	0	0	10	18	0.00	1.000										
Derrick Turnbow, R ERA:	1.0	S	5	2	0	0	0	0	0	0	0	0	0	11	19	0.00	2.000										

Batter	1	2	3	4	5	6	7	8	9	AB	R	H	RBI	BB	SO	LOB	BOTTOM										
Brady Clark, R OBP: 0.333, SLG: 0.333										5	2	3	0	0	0	4	Pittsburgh Pirates @ Milwaukee Brewers Miller Park, Milwaukee, WI Tue Apr 04 2006, 7:05 PM CDT Att: 15,515 - Roof Closed - 64 F										
7 J.J. Hardy, R OBP: 0.333, SLG: 0.625	F9		G5-3			F8			G4-3	5	0	1	1	0	0	2											
Geoff Jenkins, L OBP: 0.444, SLG: 0.556	K		L9			WP				5	0	3	0	0	1	1											
Carlos Lee, R OBP: 0.667, SLG: 1.000			F7							3	1	1	0	2	0	2											
28 Prince Fielder, L										5	0	0	0	0	3	7											
23 Rickie Weeks Jr., R OBP: 0.667, SLG: 0.571										5	2	3	0	0	0	4											
47 Corey Koskie, L OBP: 0.750, SLG: 0.667										3	0	2	0	1	0	0											
Damian Miller, R OBP: 0.500, SLG: 0.400										3	1	2	3	0	1	2											
39 Chris Capuano, L 18 Gabe Gross, L 52 Jose Capellan, R 2 Bill Hall, R Dan Kolb, R Derrick Turnbow, R										1	0	0	0	0	1	2		Brewers									
Inning Stats	R: 0 E: 0 K: 1 S: 11	H: 1 LOB: 1 BB: 0 P: 20	R: 2 E: 0 K: 1 S: 12	H: 3 LOB: 2 BB: 1 P: 23	R: 0 E: 0 K: 0 S: 5	H: 0 LOB: 0 BB: 0 P: 9	R: 0 E: 0 K: 2 S: 16	H: 2 LOB: 2 BB: 0 P: 24	R: 1 E: 1 K: 1 S: 14	H: 2 LOB: 2 BB: 1 P: 27	R: 3 E: 1 K: 0 S: 18	H: 4 LOB: 1 BB: 0 P: 30	R: 1 E: 0 K: 0 S: 12	H: 3 LOB: 1 BB: 0 P: 21	R: 0 E: 0 K: 0 S: 11	H: 1 LOB: 2 BB: 1 P: 20			1B: 14 2B: 1 3B: 0 HR: 1	SF: 0 SAC: 1 DP: 1 HBP: 1	WP: 2 PB: 1 SB: 0 CS: 0	PA: 42					
PITCHER	IP	WLS	BF	H	R	ER	SO	BB	IBB	HBP	BLK	WP	HR	S	P	ERA	WHIP										
Victor Santos, R ERA: 6.23	4.1	L	22	8	3	3	4	2	0	0	0	0	1	21	35	20.25	3.000										
Ryan Vogelsong, R ERA: 20.25	1.1		9	4	3	3	1	0	0	1	0	0	0	3	5	0.00	0.000										
Damaso Marte, L ERA:	0.1		1	0	0	0	1	0	0	0	0	0	0	3	5	0.00	0.000										
34 John Grabow, L ERA:	0.0		3	3	1	1	0	0	0	0	0	0	0	5	10	∞	∞										
16 Salomon Torres, R ERA: 9.0	1.0		2	0	0	0	0	0	0	0	0	0	0	7	11	0.00	0.000										
PITCHER	IP	WLS	BF	H	R	ER	SO	BB	IBB	HBP	BLK	WP	HR	S	P	ERA	WHIP										
Roberto Hernandez, R ERA:	1.0		5	1	0	0	0	0	1	0	0	0	0	11	20	0.00	1.000										

Batter	1	2	3	4	5	6	7	8	9	AB	R	H	RBI	BB	SO	LOB	TOP										
6 Chris Duffy, L (1, 8) OBP: 0.111, SLG: 0.111	1-1 P5		1-1 B3		1-2 G3-1			1-2 G3	0-0 P6	5	0	0	0	0	0	3											
2 Jack Wilson, R (1, 6) OBP: 0.500, SLG: 0.333	1-0 G6-3 HBP		0-0 G5-3			0-2 F8		2-2 G5-3		3	0	0	0	0	0	0											
Sean Casey, L (1, 3) José Hernández, R (8, PR) (8, 3)	1-2 G6-3			2-2 G6-4-3 1B		0-1 G6-3		1-1 G6-3		4	0	2	0	0	0	1											
Jason Bay, R (1, 7) OBP: 0.417, SLG: 0.500		4-1 WP BB		1-2 G6-4-3 1B		0-0 HR		1-3 K		3	2	1	1	1	1	2											
Jeremy Burnitz, L (1, 9) OBP: 0.333, SLG: 0.667	1 SAFE 1 SAFE K	3-3 K		1-2 1B		0-0 1B		0-0 L9		4	0	2	0	0	1	1											
Joe Randa, R (1, 5) 13 Nate McLouth, L (9, PR) (8, 3)	0-0 E9 2H			0-2 1B		0-0 1B		1-1 41 BB BB		4	0	2	0	0	0	1											
Jose Castillo, R (1, 4) OBP: 0.417, SLG: 0.545	3-1 G6-3			1-2 L8			0-1 G1-3		0-3 K	4	0	0	0	0	1	4											
11 Humberto Cota, R (1, 2) Craig Wilson, R (9, PH) (8, 3)	1-2 G4-3				0-1 P3		1-2 G6-3		4-2 41 BB BB	3	0	0	0	0	0	1											
57 Zach Duke, L (1, 1) 12 Freddy Sanchez, R (7, PH) 16 Salomon Torres, R (7, 1) Damaso Marte, L (8, 1) Roberto Hernandez, R (8, 1) 41 Ryan Doumit, S (8, PH)				0-1 G6-3		1-3 K		2-2 P3		2	0	0	0	0	0	1											
Inning Stats	R: 0 E: 0 K: 0 S: 5	H: 0 LOB: 0 BB: 0 P: 8	R: 1 E: 1 K: 1 S: 10	H: 0 LOB: 1 BB: 1 P: 21	R: 0 E: 0 K: 0 S: 5	H: 0 LOB: 0 BB: 0 P: 6	R: 0 E: 0 K: 0 S: 15	H: 3 LOB: 2 BB: 0 P: 20	R: 0 E: 0 K: 1 S: 8	H: 0 LOB: 0 BB: 0 P: 10	R: 1 E: 0 K: 0 S: 8	H: 2 LOB: 1 BB: 0 P: 8	R: 0 E: 0 K: 0 S: 10	H: 0 LOB: 0 BB: 0 P: 13	R: 0 E: 0 K: 1 S: 11	H: 1 LOB: 1 BB: 0 P: 16	R: 0 E: 0 K: 1 S: 14	H: 1 LOB: 3 BB: 2 P: 23	1B: 6 2B: 0 3B: 0 HR: 1	SF: 0 SAC: 0 DP: 2 HBP: 1	WP: 1 PB: 0 SB: 0 CS: 0	PA: 37					
PITCHER	IP	WLS	BF	H	R	ER	SO	BB	IBB	HBP	BLK	WP	HR	S	P	ERA	WHIP										
Tomo Ohka, R (1, 1) ERA: 1.29	7.0		27	5	2	1	2	1	0	1	0	1	1	61	86	1.29	0.857										
Matt Wise, R (8, 1) ERA:	1.0	W	4	1	0	0	1	0	0	0	0	0	0	11	16	0.00	1.000										
Derrick Turnbow, R (9, 1) ERA:	1.0	S	6	1	0	0	1	2	0	0	0	0	0	14	23	0.00	3.000										

Pittsburgh Pirates @ Milwaukee Brewers
Miller Park, Milwaukee, WI
Wed Apr 05 2006, 7:05 PM CDT
Att: 15,430 - Roof Closed - 64 F

AB 33
R 2
H 7
RBI 1
BB 3
SO 4
LOB 13



Batter	1	2	3	4	5	6	7	8	9	AB	R	H	RBI	BB	SO	LOB	BOTTOM										
Brady Clark, R (1, 8) OBP: 0.308, SLG: 0.250	3-2 L9				0-0 F9			4-1 7 G5-4-3 BB		3	0	0	0	1	1	2											
7 J.J. Hardy, R (1, 6) OBP: 0.462, SLG: 0.909	1-0 1B				2-1 HR			0-2 G5-4-3		3	1	2	1	1	0	1											
Geoff Jenkins, L (1, 9) OBP: 0.462, SLG: 0.500	2-2 1B				3-2 K			1-2 28 BB BB		3	1	1	0	1	2	3											
Carlos Lee, R (1, 7) 1 Corey Hart, R (9, 7) OBP: 0.615, SLG: 0.889	4-1 BB				1-0 2 BB			3-1 F9		3	1	1	0	1	0	1											
2 Bill Hall, R (1, 5)	0-3 K				2-1 P3			4-2 28 BB BB		3	0	0	0	1	1	3											
23 Rickie Weeks Jr., R (1, 4) OBP: 0.462, SLG: 0.364	1-2 F8				2-1 G1-4-3			1-3 K		4	0	0	0	0	1	5											
28 Prince Fielder, L (1, 3) OBP: 0.154, SLG: 0.083		4-0 SH2-4 BB			1-2 G4-3			0-2 F8		3	0	1	1	1	0	0											
Damian Miller, R (1, 2) OBP: 0.500, SLG: 0.375		1-2 SH2-4 1B			0-1 G6-3			4-0 FC4-6 BB		3	0	1	0	1	0	0											
Tomo Ohka, S (1, 1) 18 Gabe Gross, L (7, PH) Matt Wise, R (8, 1) Jeff Cirillo, R (8, PH) Derrick Turnbow, R (9, 1)		0-0 SH2-4			0-1 G6-3			1-1 K		1	0	0	0	0	0	0											
Inning Stats	R: 0 E: 0 K: 1 S: 16	H: 2 LOB: 3 BB: 1 P: 27	R: 0 E: 0 K: 2 S: 10	H: 1 LOB: 3 BB: 2 P: 19	R: 0 E: 0 K: 0 S: 6	H: 0 LOB: 0 BB: 0 P: 12	R: 0 E: 0 K: 0 S: 7	H: 0 LOB: 0 BB: 0 P: 8	R: 2 E: 0 K: 1 S: 11	H: 2 LOB: 0 BB: 0 P: 19	R: 0 E: 0 K: 0 S: 4	H: 0 LOB: 0 BB: 0 P: 6	R: 0 E: 0 K: 1 S: 7	H: 0 LOB: 0 BB: 1 P: 11	R: 1 E: 0 K: 1 S: 18	H: 1 LOB: 3 BB: 3 P: 35	1B: 4 2B: 1 3B: 0 HR: 1	SF: 0 SAC: 1 DP: 1 HBP: 0	WP: 0 PB: 0 SB: 0 CS: 1	PA: 37							
PITCHER	IP	WLS	BF	H	R	ER	SO	BB	IBB	HBP	BLK	WP	HR	S	P	ERA	WHIP										
57 Zach Duke, L (1, 1) ERA: 1.5	6.0		26	5	2	1	4	3	0	0	0	0	0	54	91	1.50	1.333										
16 Salomon Torres, R (7, 1) ERA: 6.0	1.0		3	0	0	0	1	1	0	0	0	0	0	7	11	0.00	1.000										
Damaso Marte, L (8, 1) ERA: 27.8	0.0	L	1	0	1	1	0	1	0	0	0	0	0	6	10	∞	∞										
Roberto Hernandez, R (8, 1) ERA:	1.0		6	1	0	0	1	2	0	0	0	0	0	12	25	0.00	3.000										

Pittsburgh Pirates @ Milwaukee Brewers
Miller Park, Milwaukee, WI
Wed Apr 05 2006, 7:05 PM CDT
Att: 15,430 - Roof Closed - 64 F

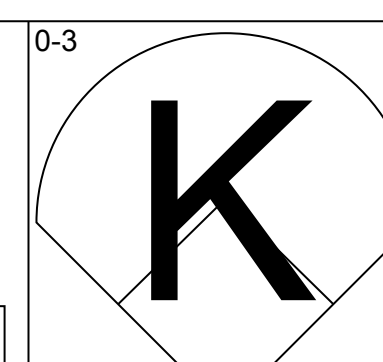
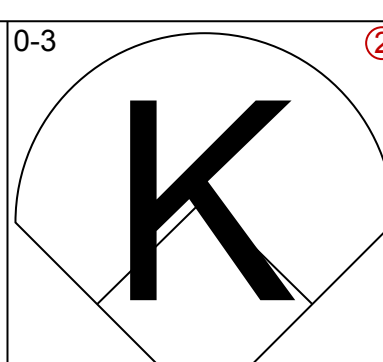
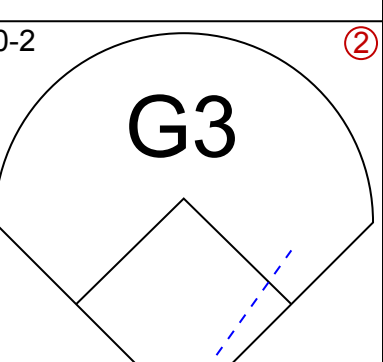
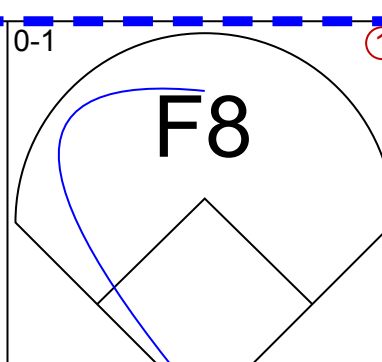
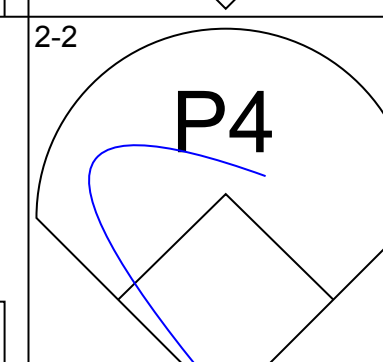
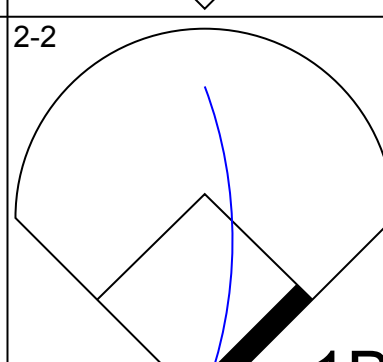
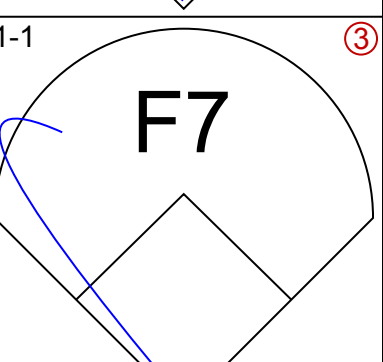
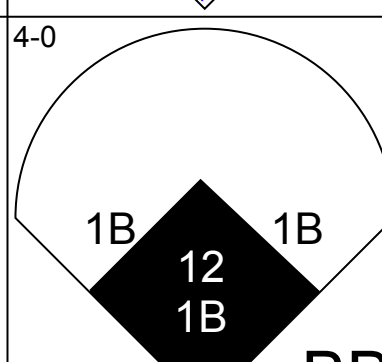
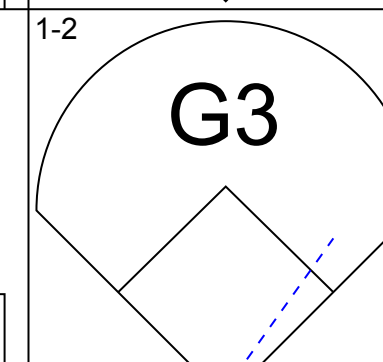
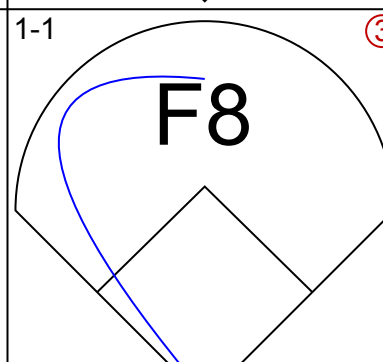
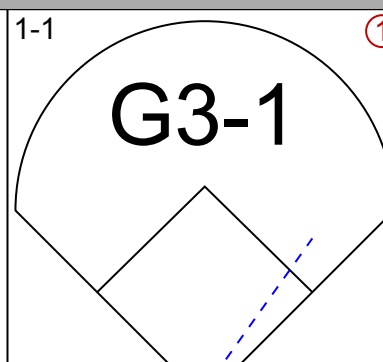
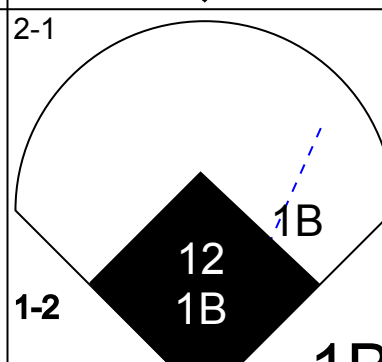
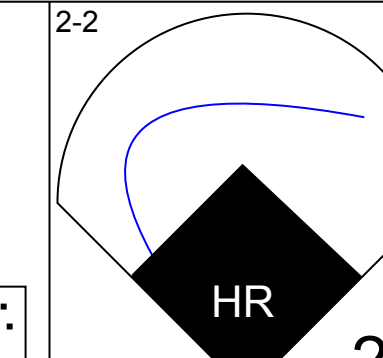
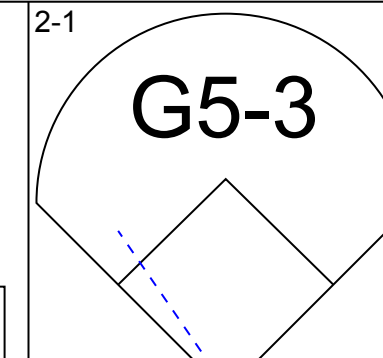
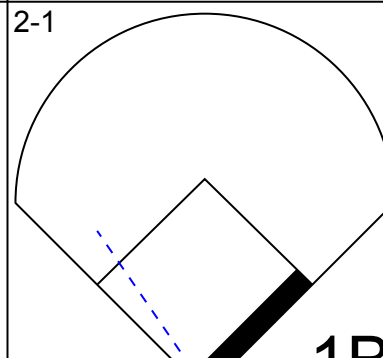
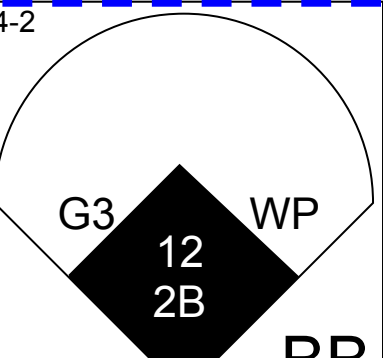
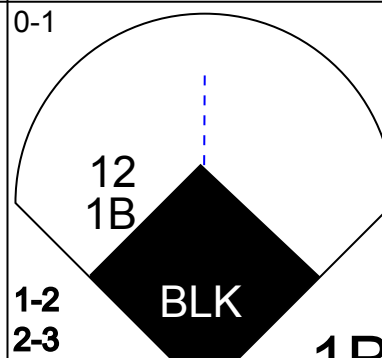
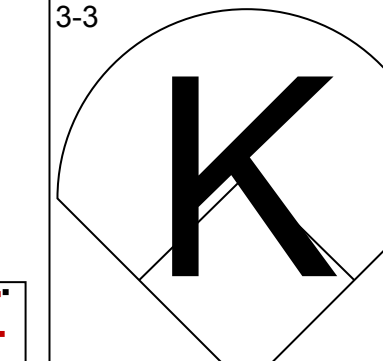
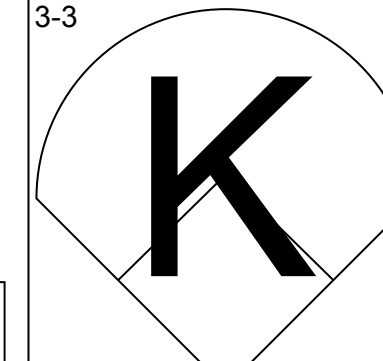
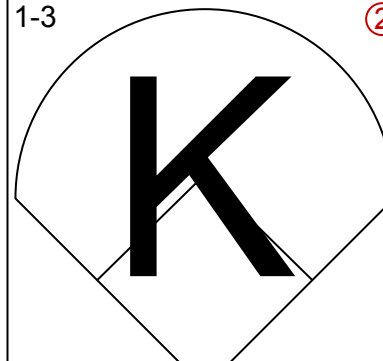
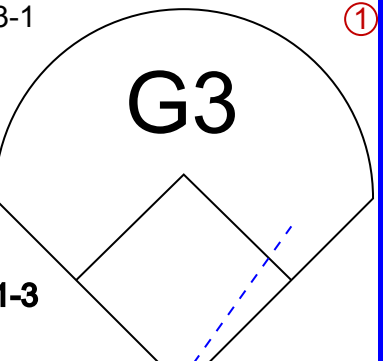

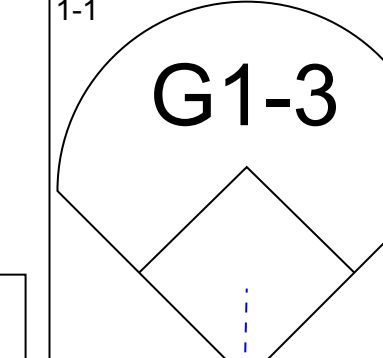
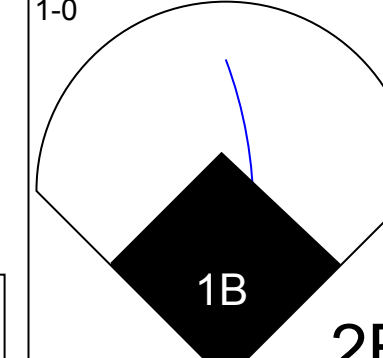
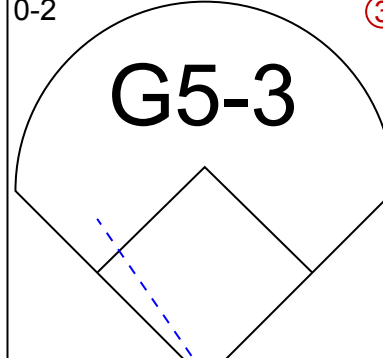
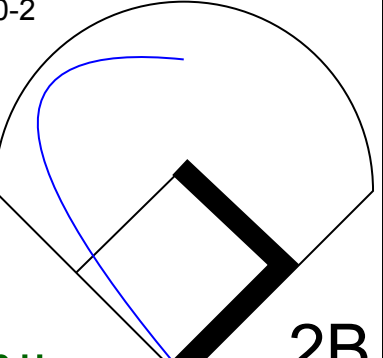
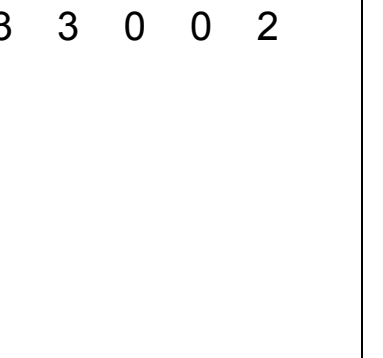

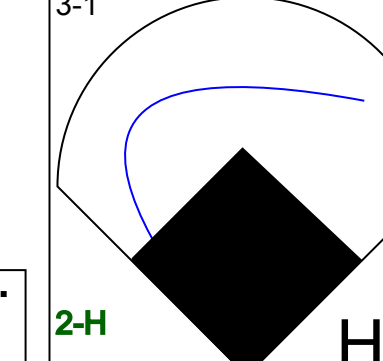


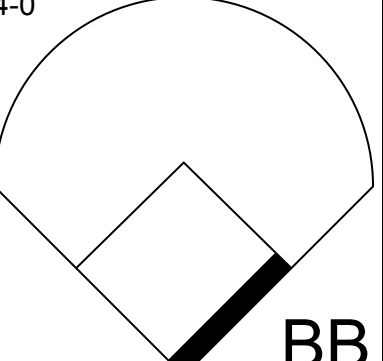
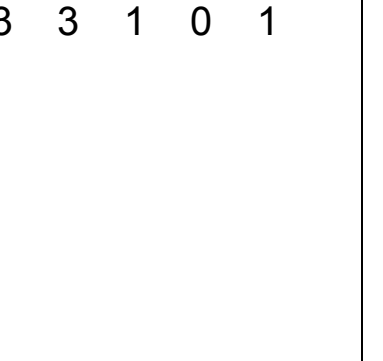
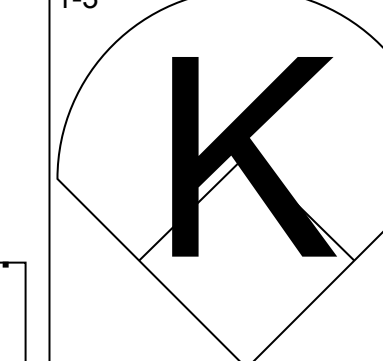
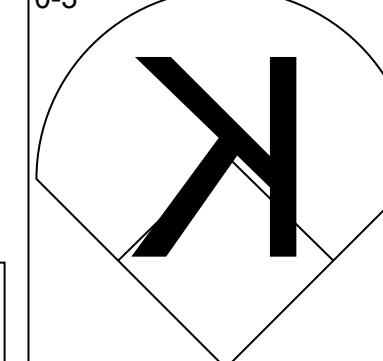

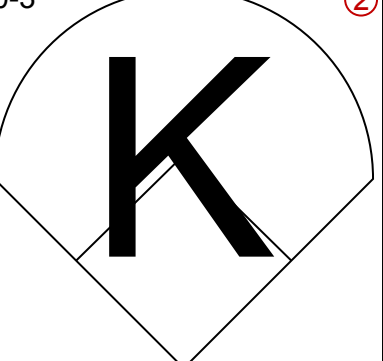

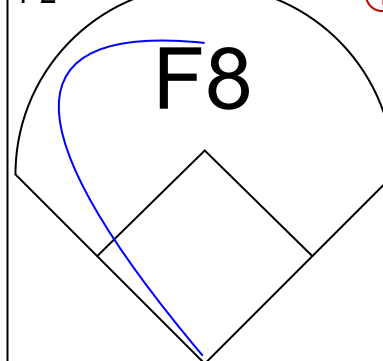
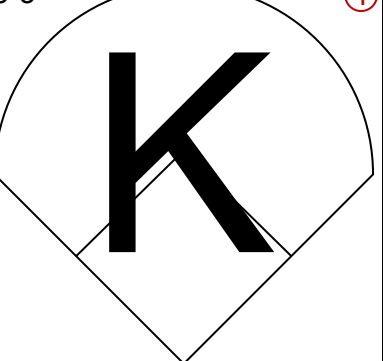
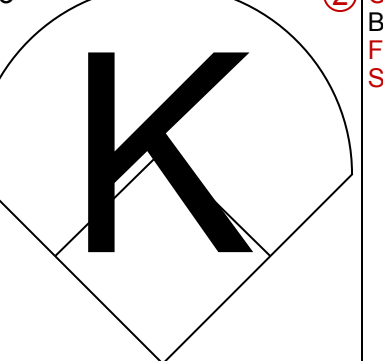

AB 28
R 3
H 6
RBI 2
BB 7
SO 6
LOB 18

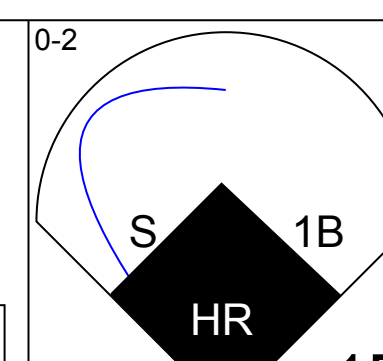
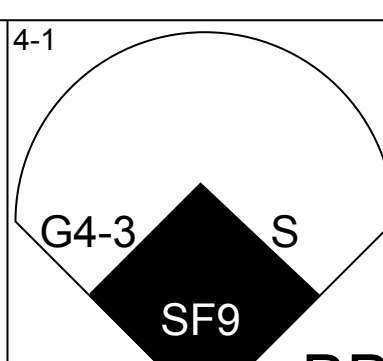
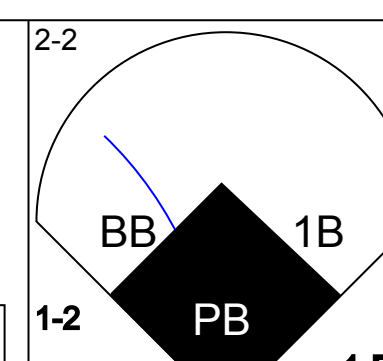


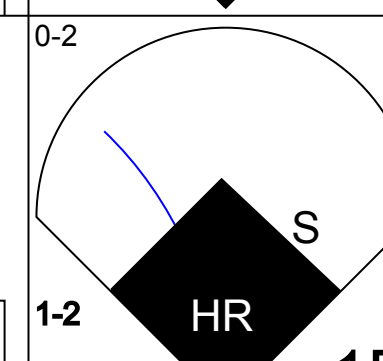
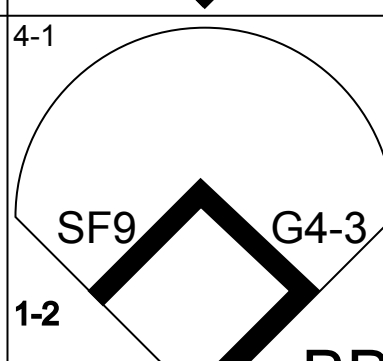
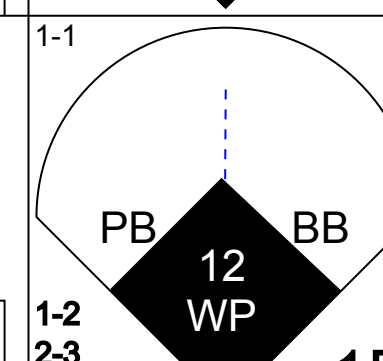
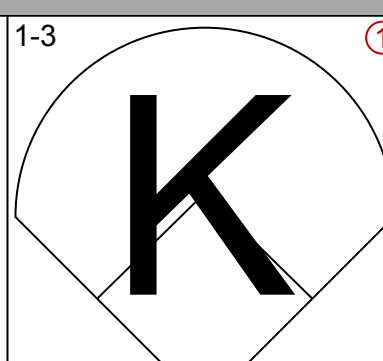

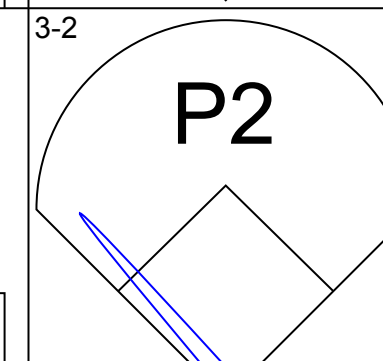
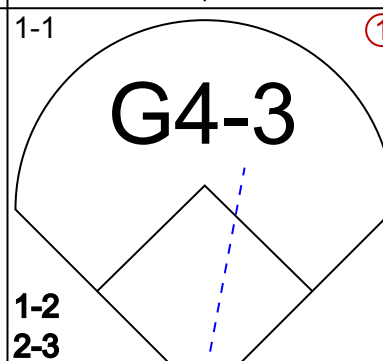
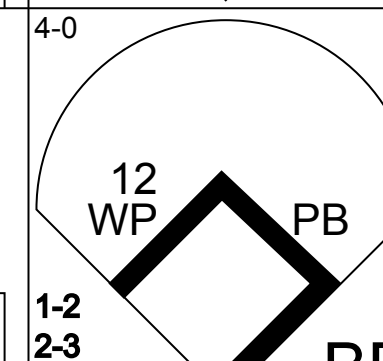
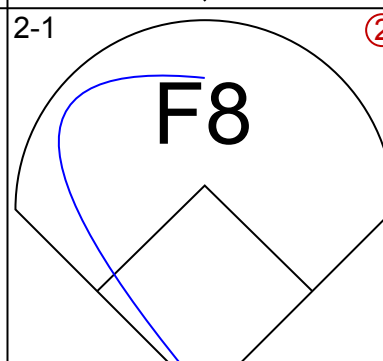

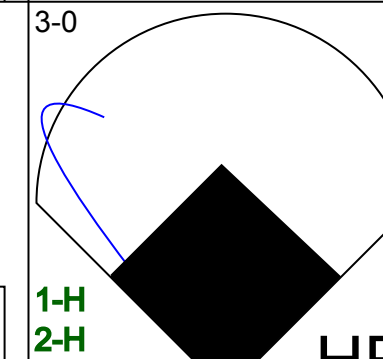
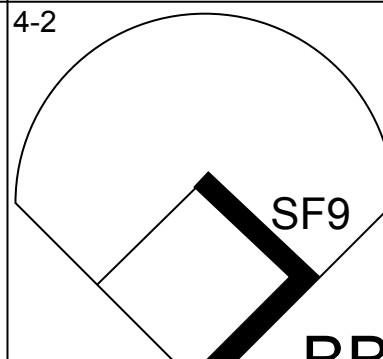
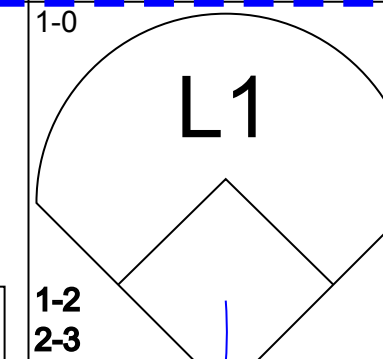
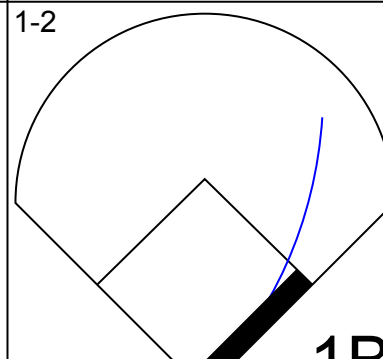
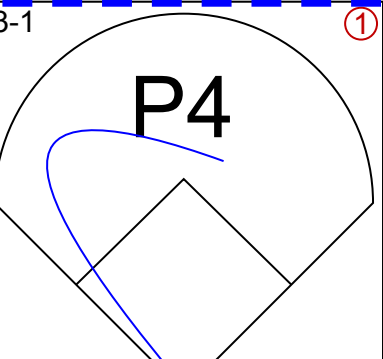
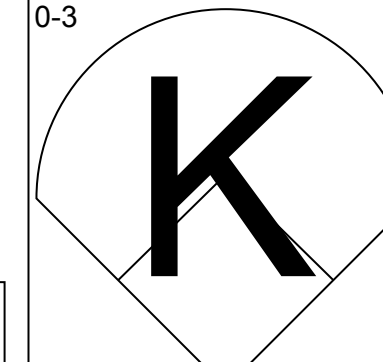
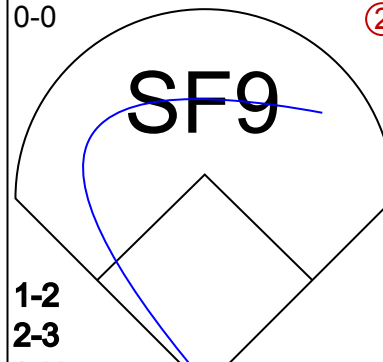
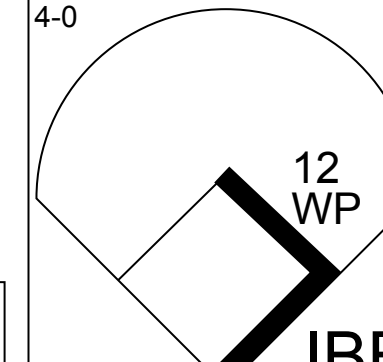
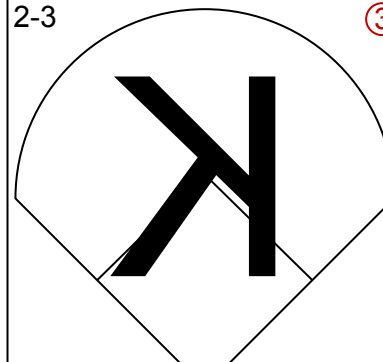
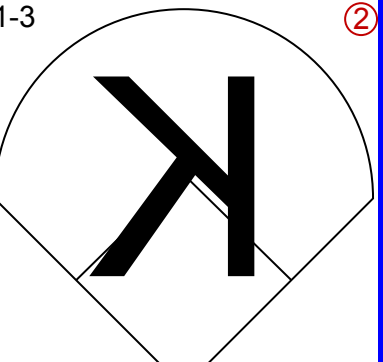
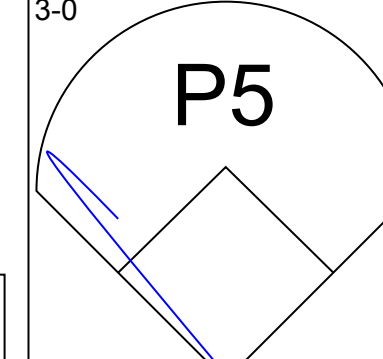
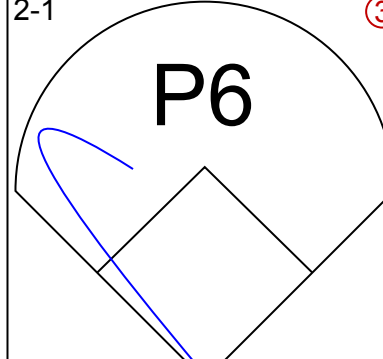
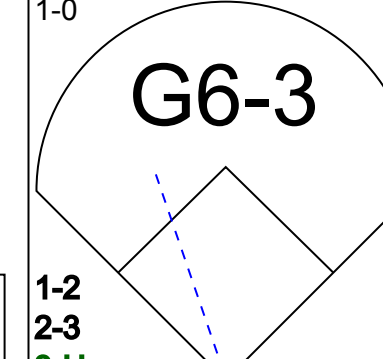
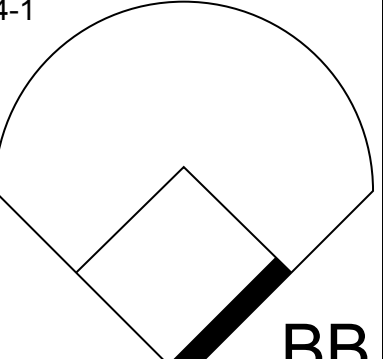

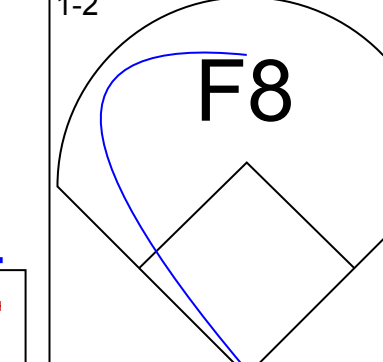
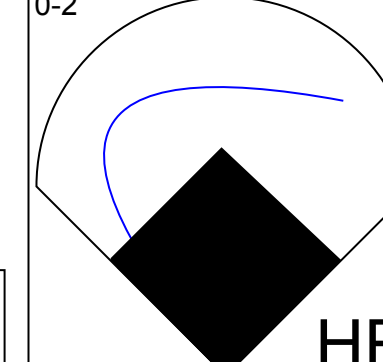

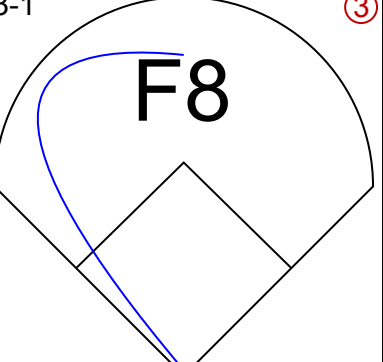

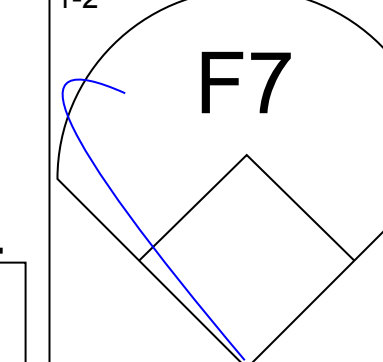

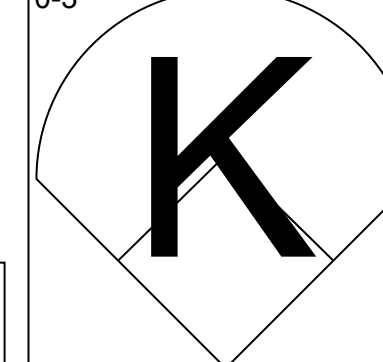


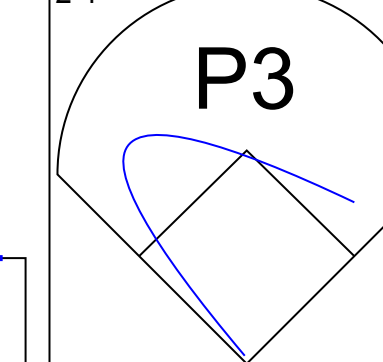
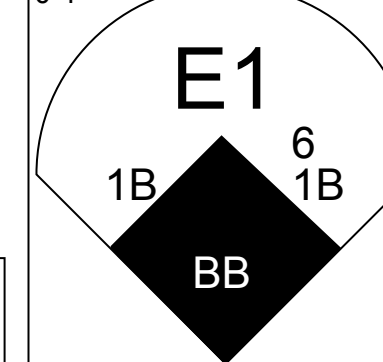




Batter	1	2	3	4	5	6	7	8	9	AB	R	H	RBI	BB	SO	LOB	TOP											
13 Nate McLouth, L (1, 8) OBP: 0.182, SLG: 0.273	F9		G4-3			HR	K		K	5	1	1	0	0	2	1	Pittsburgh Pirates @ Cincinnati Reds Great American Ball Park, Cincinnati, OH Fri Apr 07 2006, 7:10 PM EDT Att: 16,573 - Overcast - 60 F											
José Hernández, R (1, 6) OBP: 0.400, SLG: 0.250 2 Jack Wilson, R (9, FR) OBP: 0.412, SLG: 0.357	1B		G4-3			F8		L3	FC5 BB	4	0	1	0	1	0	1												
Sean Casey, L (1, 3) OBP: 0.364, SLG: 0.700 6 Chris Duffy, L (9, FR) OBP: 0.143, SLG: 0.077	F8		F8			HR		1B FC4-6	2B	4	2	2	2	1	0	1												
Jason Bay, R (1, 7) OBP: 0.429, SLG: 0.471	K		1B			G5-3		FC4-6	1B	5	0	2	0	0	1	3												
Jeremy Burnitz, L (1, 9) OBP: 0.222, SLG: 0.389	P6		G5-3			1B		FC4-6	FC6-4	5	0	1	1	0	1	4												
Joe Randa, R (1, 5) OBP: 0.200, SLG: 0.350	G6-3					P3		F9	FC6-4	4	0	0	0	0	0	2												
Jose Castillo, R (1, 4) OBP: 0.450, SLG: 0.500	G1-3					E6		K		3	1	0	0	1	1	0												
41 Ryan Doumit, S (1, 2) OBP: 0.385, SLG: 0.500						F7		F7	E7	3	1	1	0	0	0	1												
28 Paul Maholm, L (1, 1) 12 Freddy Sanchez, R (7, PH) 34 John Grabow, L (7, 1) 55 Matt Capps, R (7, 1) Damaso Marte, L (8, 1) Craig Wilson, R (9, PH) OBP: 0.071, SLG: 1.167			B2-6-3 HBP			G5-3		1B	HR	2	0	0	0	0	0	2												
Inning Stats	R: 0 E: 0 K: 1 S: 11	H: 1 LOB: 1 BB: 0 P: 18	R: 0 E: 0 K: 0 S: 7	H: 0 LOB: 0 BB: 0 P: 10	R: 0 E: 0 K: 0 S: 5	H: 0 LOB: 0 BB: 0 P: 9	R: 0 E: 0 K: 0 S: 11	H: 1 LOB: 1 BB: 0 P: 15	R: 0 E: 1 K: 0 S: 8	H: 0 LOB: 1 BB: 0 P: 11	R: 2 E: 0 K: 0 S: 14	H: 3 LOB: 1 BB: 0 P: 17	R: 0 E: 0 K: 2 S: 10	H: 1 LOB: 1 BB: 0 P: 14	R: 1 E: 0 K: 0 S: 12	H: 2 LOB: 1 BB: 0 P: 17		R: 3 E: 1 K: 2 S: 17	H: 2 LOB: 2 BB: 3 P: 33	1B: 6 2B: 2 3B: 0 HR: 2	SF: 0 SAC: 0 DP: 1 HBP: 1	WP: 0 PB: 0 SB: 0 CS: 0	PA: 41					
PITCHER	IP	WLS	BF	H	R	ER	SO	BB	IBB	HBP	BLK	WP	HR	S	P	ERA	WHIP											
22 Eric Milton, L (1, 1) ERA: 2.57	7.0	W	28	6	2	1	2	3	0	0	0	0	0	1	66	94	2.57	0.857										
56 Todd Coffey, R (8, 1) ERA: 3.39	1.0		5	2	1	1	0	0	0	0	0	0	0	12	17	9.00	2.000											
Chris Hammond, L (9, 1) ERA: 3.38	0.0		2	1	2	2	0	1	0	0	0	0	0	5	11	∞	∞											
25 David Weathers, R (9, 1) ERA: 3.38	0.2	H	5	1	1	1	1	2	0	0	0	0	1	8	18	13.50	4.500											
Kent Mercker, L (9, 1) ERA: 9.0	0.1	S	1	0	0	0	1	0	0	0	0	0	0	4	4	0.00	0.000											

Batter	1	2	3	4	5	6	7	8	9	AB	R	H	RBI	BB	SO	LOB	BOTTOM										
6 Ryan Freel, R (1, 4) OBP: 0.636, SLG: 0.714	G3		HR			P3		1B		4	1	2	0	1	0	1	Pittsburgh Pirates @ Cincinnati Reds Great American Ball Park, Cincinnati, OH Fri Apr 07 2006, 7:10 PM EDT Att: 16,573 - Overcast - 60 F										
Felipe Lopez, S (1, 6) OBP: 0.500, SLG: 0.824	K		HR			G1-3		1B		5	2	3	3	0	1	1											
Ken Griffey Jr., L (1, 8) OBP: 0.300, SLG: 0.412	G3		F8			1B		P4	P5	5	0	1	0	0	0	4											
Rich Aurilia, R (1, 3) OBP: 0.188, SLG: 0.400	L9		G6-3			F7		F9	L6	5	0	0	0	0	0	5											
Adam Dunn, L (1, 7) OBP: 0.556, SLG: 1.000			G3			K		1B		2	2	1	0	2	1	1											
12 Edwin Encarnación, R (1, 5) OBP: 0.357, SLG: 0.417 56 Todd Coffey, R (8, 1) Chris Hammond, L (9, 1) 25 David Weathers, R (9, 1) Kent Mercker, L (9, 1)			G6-3			F9		P5		3	1	1	0	1	0	2											
Austin Kearns, R (1, 9) OBP: 0.353, SLG: 0.500			G3			2B		K		4	0	1	2	0	1	2											
26 David Ross, R (1, 2) OBP: 0.250, SLG: 0.667			G6-3			L7		SH5-4	HR	3	1	1	2	1	0	2											
22 Eric Milton, L (1, 1) Scott Hatteberg, L (8, 3) OBP: 0.636, SLG: 0.833			G6-3			K		SH5-4	1B	2	0	0	0	0	1	1											
Inning Stats	R: 0 E: 0 K: 1 S: 11	H: 1 LOB: 1 BB: 0 P: 19	R: 1 E: 0 K: 0 S: 9	H: 0 LOB: 1 BB: 2 P: 20	R: 4 E: 0 K: 0 S: 11	H: 3 LOB: 1 BB: 2 P: 26	R: 0 E: 0 K: 1 S: 10	H: 0 LOB: 0 BB: 0 P: 17	R: 0 E: 0 K: 0 S: 8	H: 0 LOB: 1 BB: 1 P: 15	R: 1 E: 0 K: 0 S: 8	H: 2 LOB: 1 BB: 0 P: 10	R: 1 E: 0 K: 1 S: 15	H: 3 LOB: 3 BB: 1 P: 22	1B: 4 2B: 3 3B: 0 HR: 3	SF: 0 SAC: 1 DP: 0 HBP: 0		WP: 0 PB: 0 SB: 0 CS: 0	PA: 40								
PITCHER	IP	WLS	BF	H	R	ER	SO	BB	IBB	HBP	BLK	WP	HR	S	P	ERA	WHIP										
28 Paul Maholm, L (1, 1) ERA: 7.5	6.0	L	28	5	5	3	3	5	0	0	0	0	1	58	107	7.50	1.667										
34 John Grabow, L (7, 1) ERA: 10.13	0.2		4	2	1	1	0	0	0	0	0	0	1	6	7	13.50	3.000										
55 Matt Capps, R (7, 1) ERA: 11.57	0.2		6	3	1	1	1	1	0	0	0	0	1	14	20	13.50	6.000										
Damaso Marte, L (8, 1) ERA: 9.0	0.2		2	0	0	0	0	0	0	0	0	0	0	3	5	0.00	0.000										



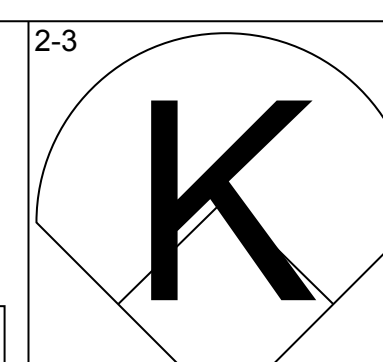
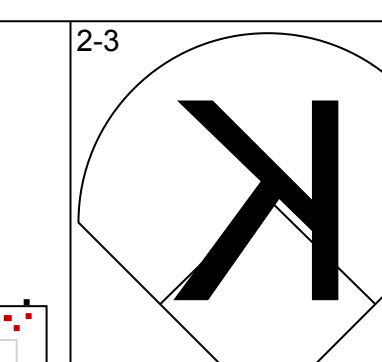
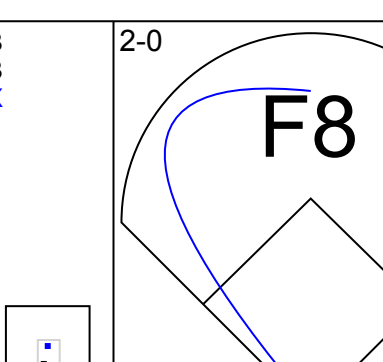
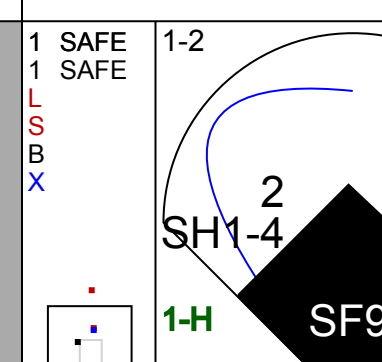
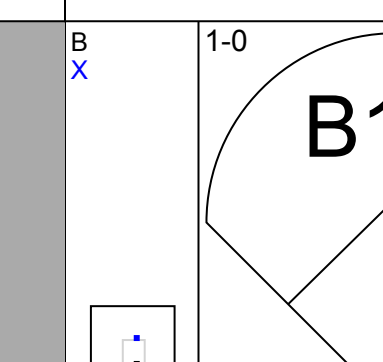
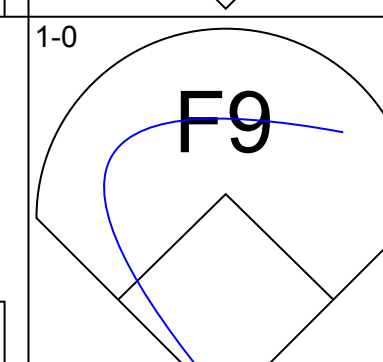
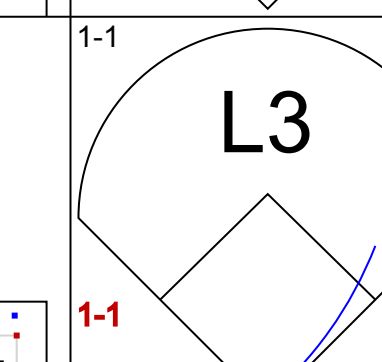
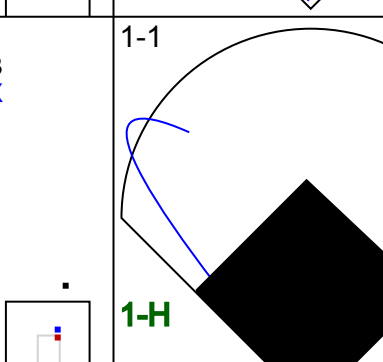
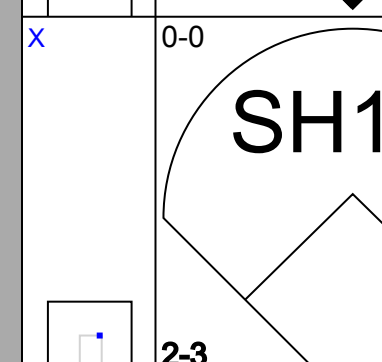
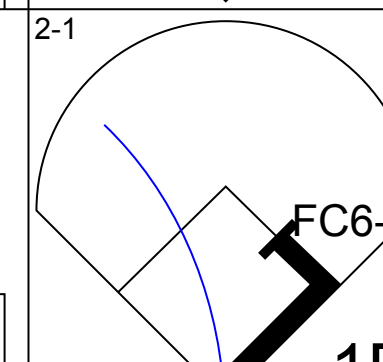
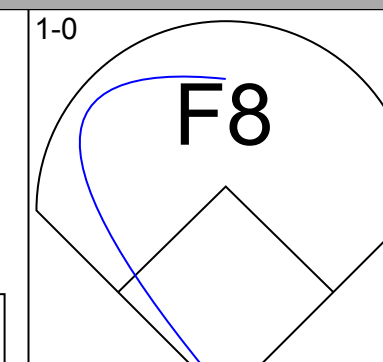
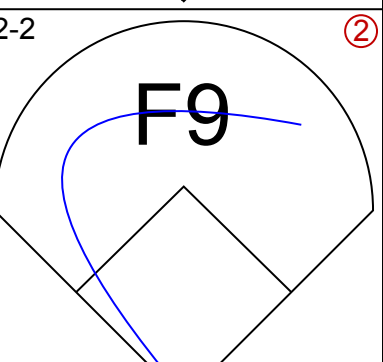
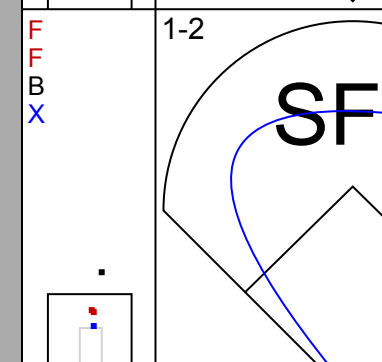
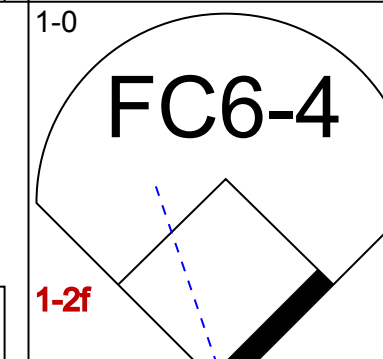
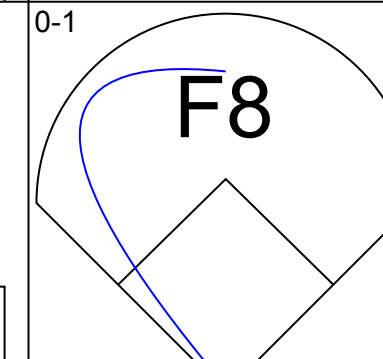
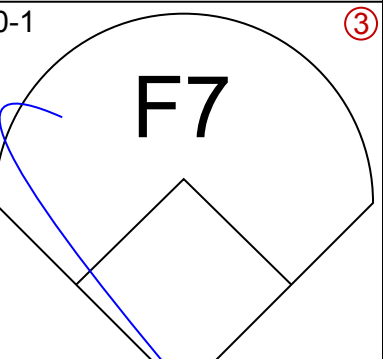
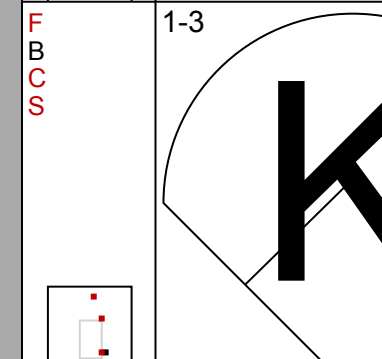
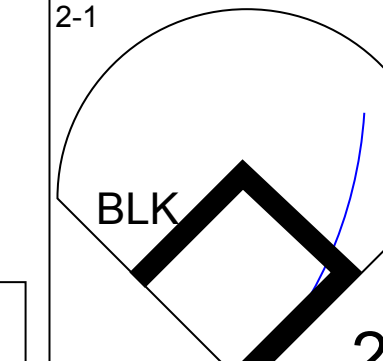
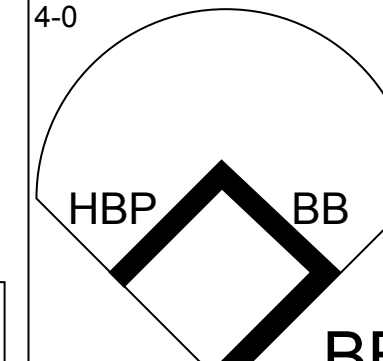
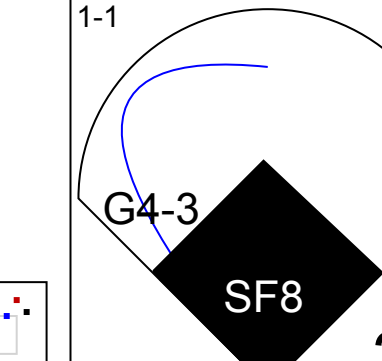
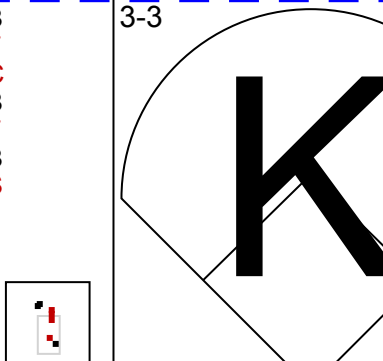
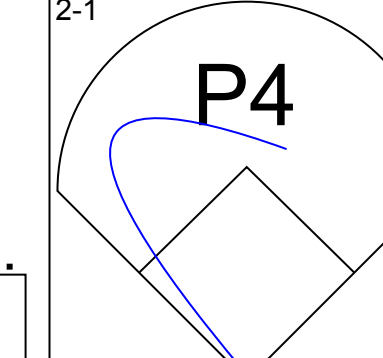
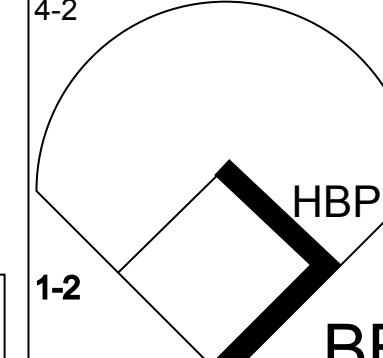
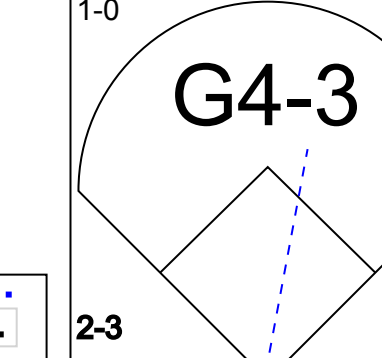
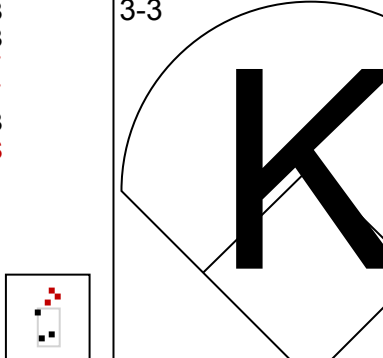
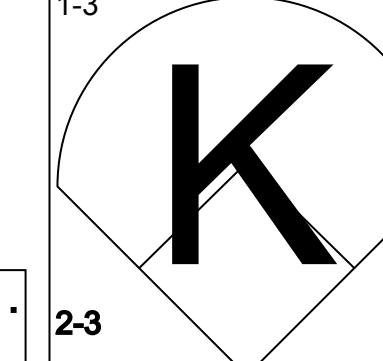
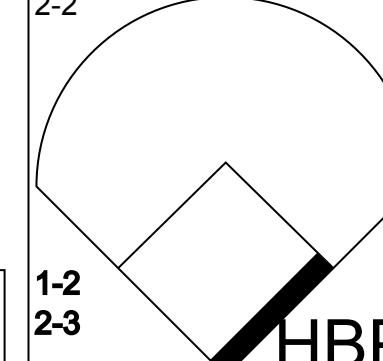
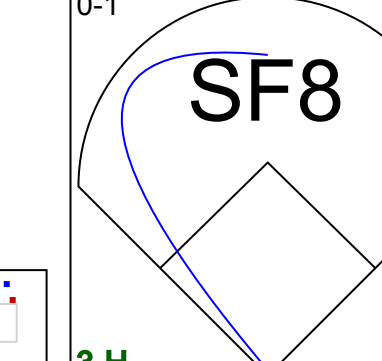
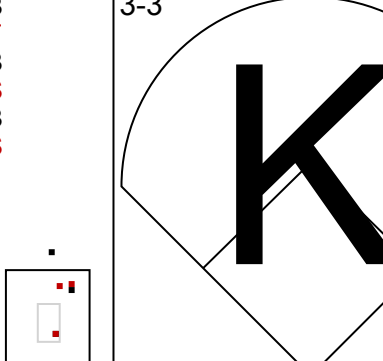
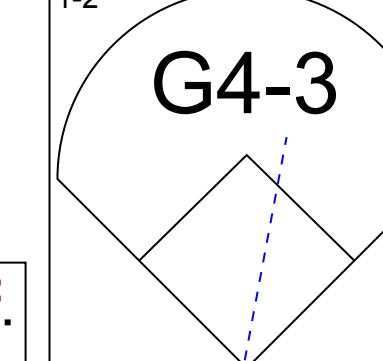
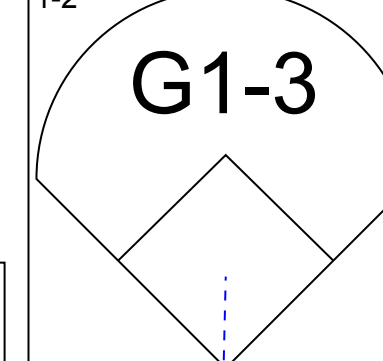
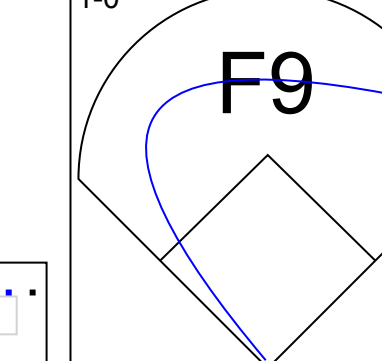
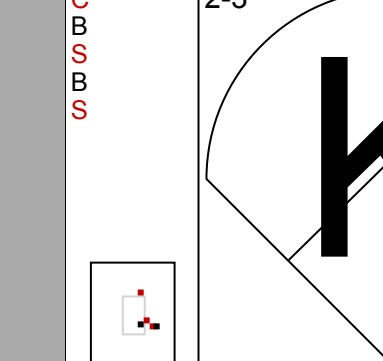
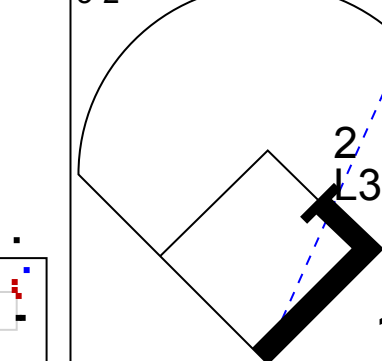
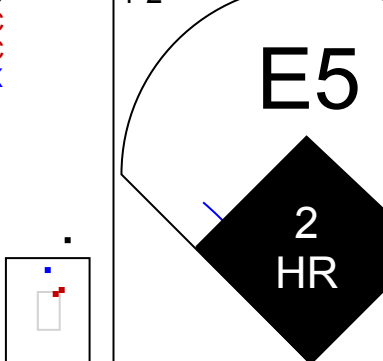
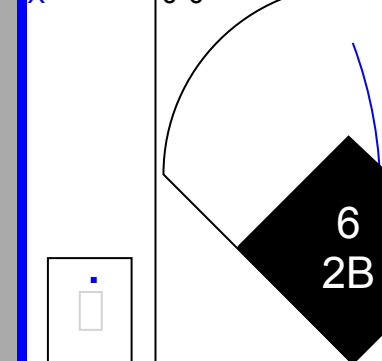
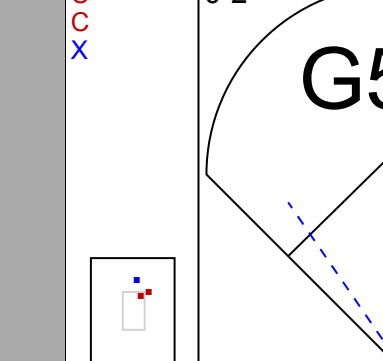
Batter	1	2	3	4	5	6	7	8	9	AB	R	H	RBI	BB	SO	LOB	TOP					
6 Chris Duffy, L OBP: 0.158, SLG: 0.167										5	1	1	0	0	2	0	Pittsburgh Pirates @ Cincinnati Reds Great American Ball Park, Cincinnati, OH Sat Apr 08 2006, 1:15 PM EDT Att: 20,262 - Partly Cloudy - 45 F					
2 Jack Wilson, R OBP: 0.455, SLG: 0.444										4	1	2	2	1	0	0						
Sean Casey, L OBP: 0.333, SLG: 0.600										5	1	1	0	0	1	2						
Jason Bay, R OBP: 0.500, SLG: 0.571										4	3	3	0	1	0	0						
Jeremy Burnitz, L OBP: 0.182, SLG: 0.318 34 John Grabow, L (8, 1)										4	0	0	0	0	3	3						
José Hernández, R OBP: 0.333, SLG: 0.200										0	0	0	0	0	0	0						
12 Freddy Sanchez, R OBP: 0.500, SLG: 0.700										5	1	3	3	0	0	2						
Jose Castillo, R OBP: 0.520, SLG: 0.682										4	2	3	3	1	0	1						
11 Humberto Cota, R Ryan Vogelsong, R 13 Nate McLouth, L 16 Salomon Torres, R Craig Wilson, R										2	0	0	0	0	2	1						
Oliver Pérez, L OBP: 0.250, SLG: 0.250 41 Ryan Doumit, S OBP: 0.313, SLG: 0.385										1	0	0	0	0	0	0						
										3	0	0	0	0	3	3						
Inning Stats	R: 0 E: 0 K: 1 S: 9	H: 0 LOB: 0 BB: 0 P: 12	R: 2 E: 0 K: 2 S: 18	H: 2 LOB: 0 BB: 0 P: 28	R: 0 E: 0 K: 1 S: 12	H: 1 LOB: 1 BB: 0 P: 16	R: 1 E: 0 K: 2 S: 14	H: 2 LOB: 1 BB: 0 P: 23	R: 0 E: 0 K: 1 S: 8	H: 0 LOB: 0 BB: 0 P: 12	R: 0 E: 0 K: 1 S: 10	H: 1 LOB: 1 BB: 0 P: 14	R: 2 E: 0 K: 3 S: 15	H: 3 LOB: 1 BB: 0 P: 21	R: 1 E: 0 K: 2 S: 15	H: 1 LOB: 2 BB: 2 P: 27	R: 3 E: 0 K: 1 S: 17	H: 3 LOB: 1 BB: 1 P: 26	1B: 7 2B: 5 3B: 0 HR: 1	SF: 0 SAC: 0 DP: 0 HBP: 0	WP: 1 PB: 0 SB: 0 CS: 0	PA: 43
PITCHER	IP WLS BF H R ER SO BB IBB HBP BLK WP HR S P ERA WHIP																					
39 Aaron Harang, R ERA: 8.49	6.2 W 28 8 5 5 10 0 0 0 0 0 1 80 118 6.75 1.200																					
Mike Burns, R ERA: 3.99	0.1 2 1 0 0 1 0 0 0 0 0 0 6 8 0.00 3.000																					
31 Matt Belisle, R ERA: 4.5	1.0 6 1 1 1 2 2 0 0 0 0 1 15 27 9.00 3.000																					
Chris Hammond, L ERA: 189.0	0.1 4 2 3 3 0 1 0 0 0 0 0 6 12 81.00 9.000																					
Rick White, R ERA: 7.39	0.2 S 3 1 0 0 1 0 0 0 0 1 0 0 11 14 0.00 1.500																					

Batter	1	2	3	4	5	6	7	8	9	AB	R	H	RBI	BB	SO	LOB	BOTTOM			
6 Ryan Freel, R OBP: 0.688, SLG: 0.727										4	3	3	1	1	0	1	Pittsburgh Pirates @ Cincinnati Reds Great American Ball Park, Cincinnati, OH Sat Apr 08 2006, 1:15 PM EDT Att: 20,262 - Partly Cloudy - 45 F			
Felipe Lopez, S OBP: 0.520, SLG: 0.762										4	2	2	0	1	2	1				
Ken Griffey Jr., L OBP: 0.280, SLG: 0.333										4	0	0	1	1	0	5				
Rich Aurilia, R OBP: 0.286, SLG: 0.579										4	1	2	3	1	0	2				
Adam Dunn, L OBP: 0.478, SLG: 0.824 Chris Hammond, L Rick White, R										3	0	0	1	1	3	1				
12 Edwin Encarnación, R OBP: 0.368, SLG: 0.375										0	0	0	0	0	0	0				
Austin Kearns, R OBP: 0.409, SLG: 0.714										5	2	3	1	0	0	1				
Javier Valentin, S OBP: 0.385, SLG: 0.417										4	1	1	2	0	1	1				
39 Aaron Harang, R Mike Burns, R Andy Abad, L 31 Matt Belisle, R 27 Chris Denorfia, R										2	1	0	0	0	0	0				
										0	0	0	0	0	0	0				
Inning Stats	R: 3 E: 0 K: 1 S: 15	H: 3 LOB: 0 BB: 0 P: 24	R: 0 E: 0 K: 0 S: 10	H: 0 LOB: 0 BB: 0 P: 14	R: 1 E: 0 K: 0 S: 11	H: 0 LOB: 2 BB: 3 P: 26	R: 4 E: 1 K: 1 S: 16	H: 3 LOB: 2 BB: 2 P: 29	R: 0 E: 0 K: 0 S: 7	H: 1 LOB: 1 BB: 0 P: 9	R: 0 E: 0 K: 2 S: 11	H: 1 LOB: 1 BB: 0 P: 17	R: 3 E: 0 K: 1 S: 18	H: 4 LOB: 1 BB: 0 P: 25	R: 0 E: 0 K: 1 S: 8	H: 0 LOB: 1 BB: 1 P: 19	1B: 8 2B: 2 3B: 0 HR: 2	SF: 1 SAC: 1 DP: 0 HBP: 0	WP: 1 PB: 1 SB: 3 CS: 0	PA: 43
PITCHER	IP WLS BF H R ER SO BB IBB HBP BLK WP HR S P ERA WHIP																			
Oliver Pérez, L ERA: 6.23	3.1 L 11 2 0 0 2 0 1 0 0 1 0 20 34 0.00 0.750																			
Ryan Vogelsong, R ERA: 9.75	2.2 11 2 0 0 2 0 0 0 0 0 0 20 34 0.00 0.750																			
16 Salomon Torres, R ERA: 11.25	1.0 7 4 3 3 1 0 0 0 0 0 0 18 25 27.00 4.000																			
34 John Grabow, L ERA: 7.36	1.0 4 0 0 0 1 1 0 0 0 0 0 8 19 0.00 1.000																			

AB	40
R	9
H	13
RBI	8
BB	3
SO	14
LOB	18

AB	35
R	11
H	12
RBI	9
BB	6
SO	6
LOB	17

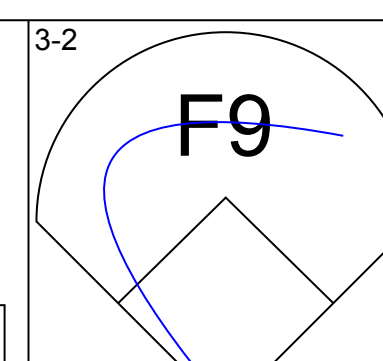
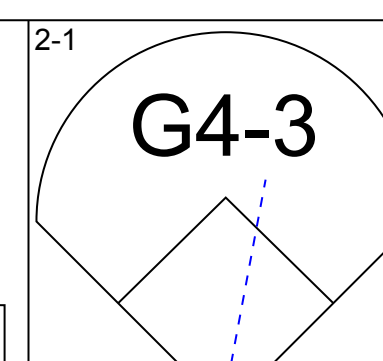
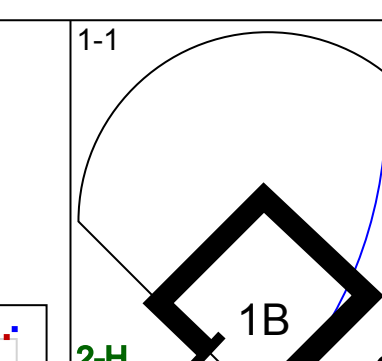
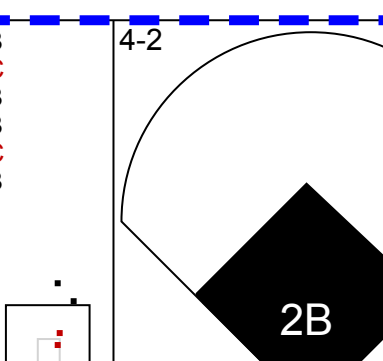
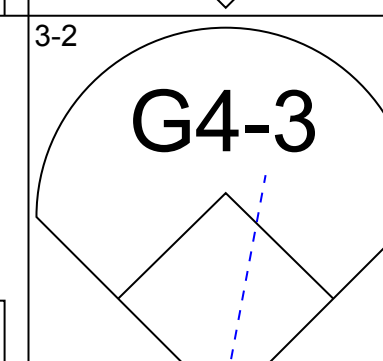
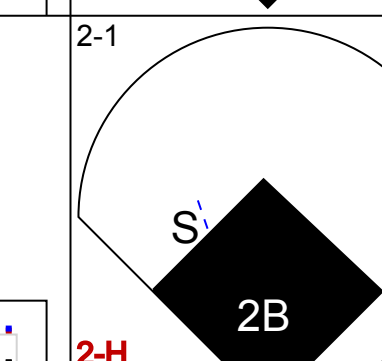
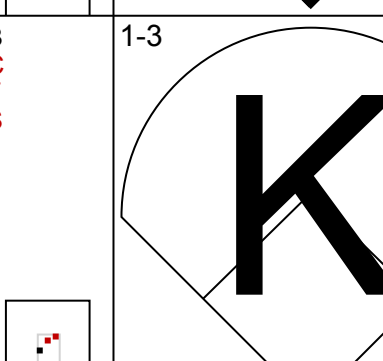
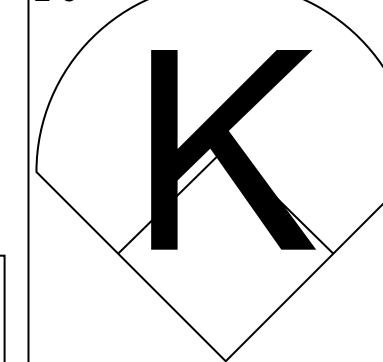
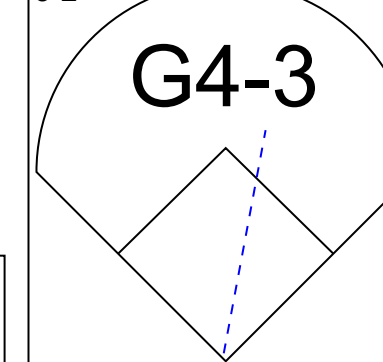
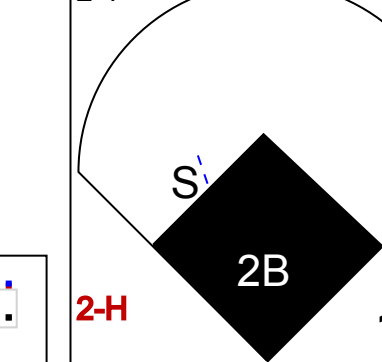
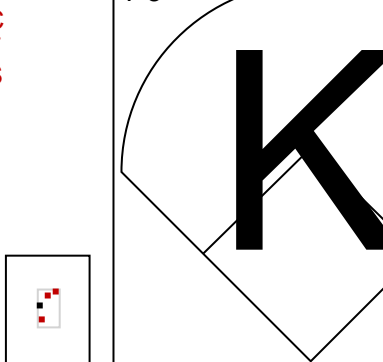
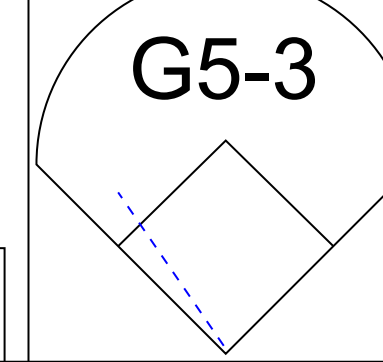
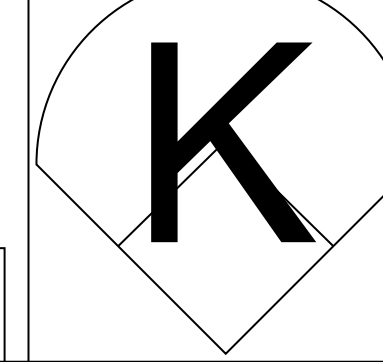
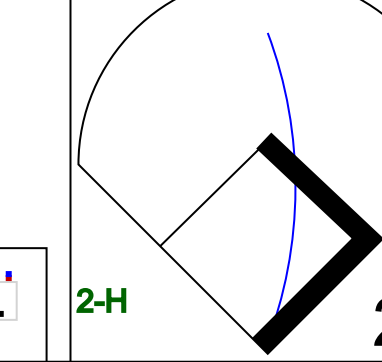
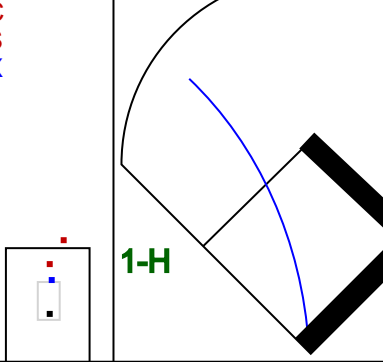
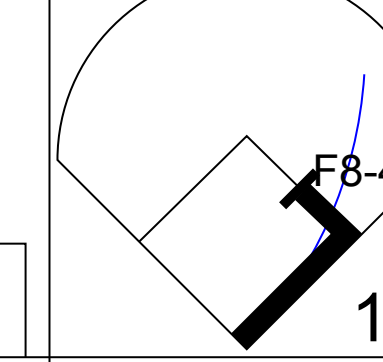
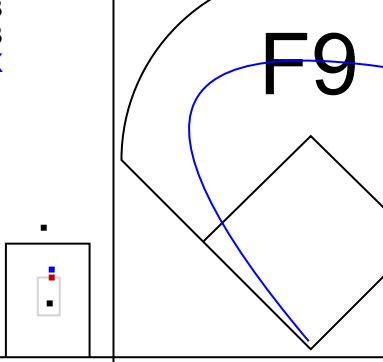

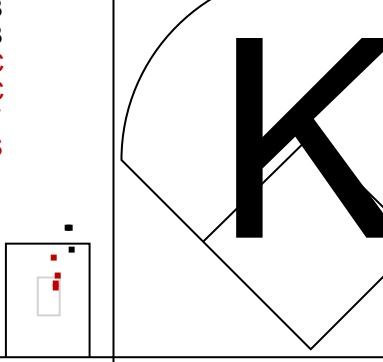
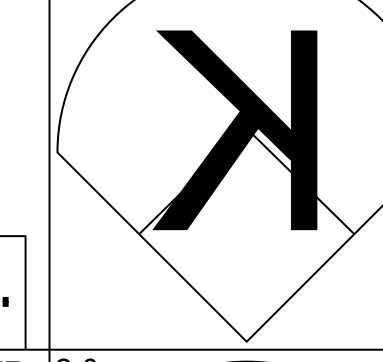
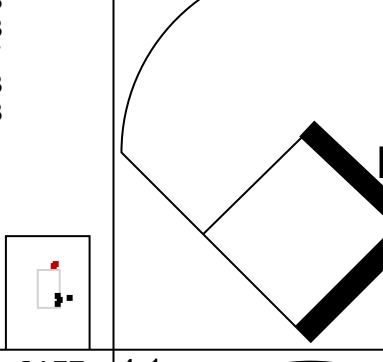
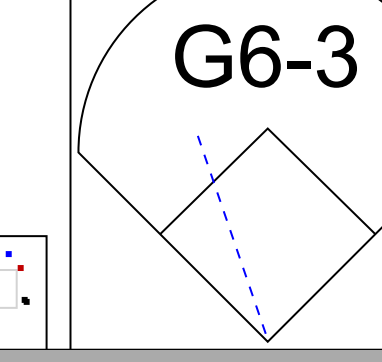
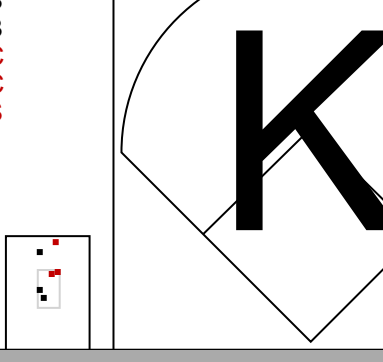
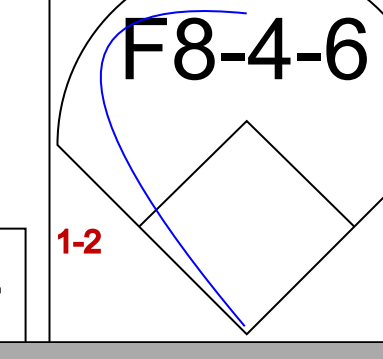
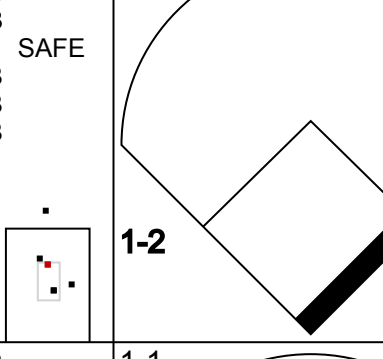
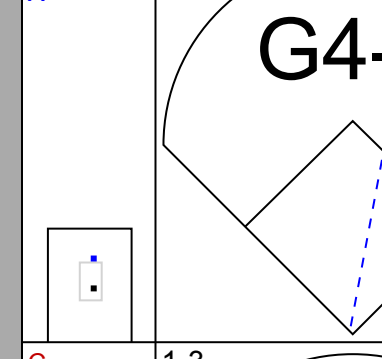
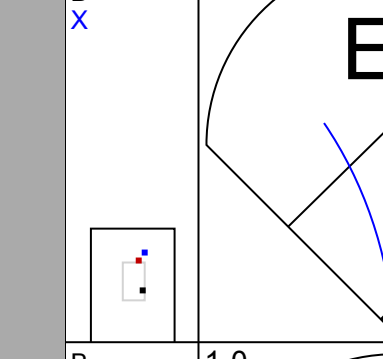
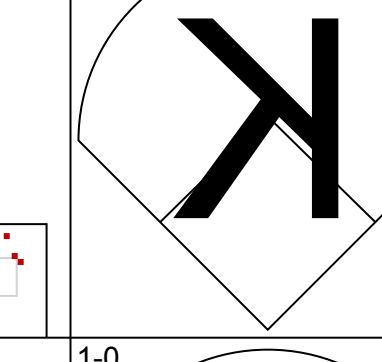
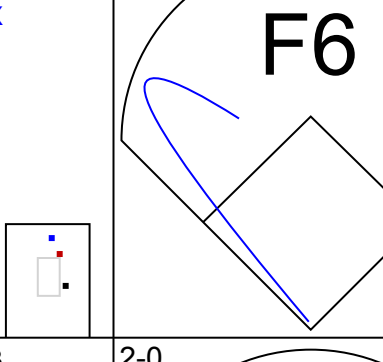
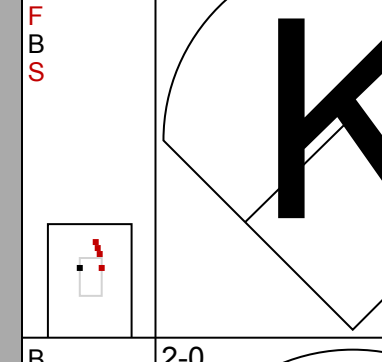
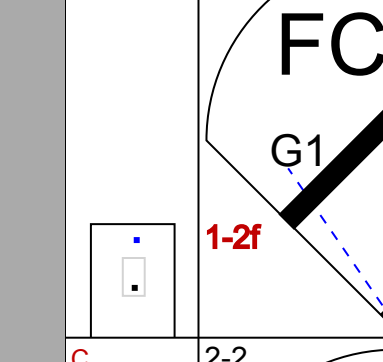
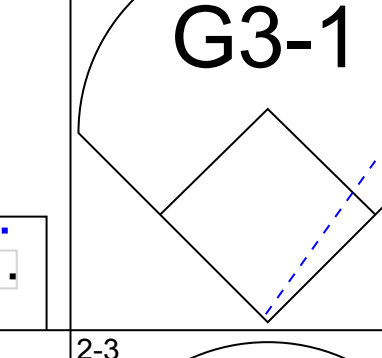
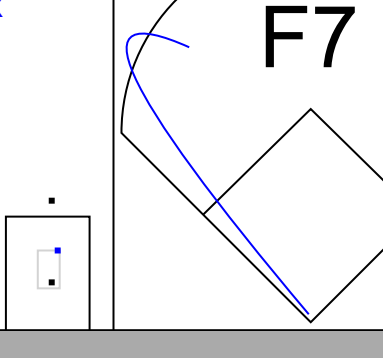
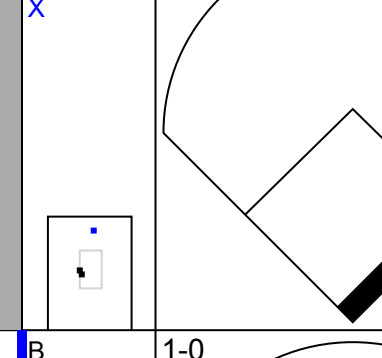
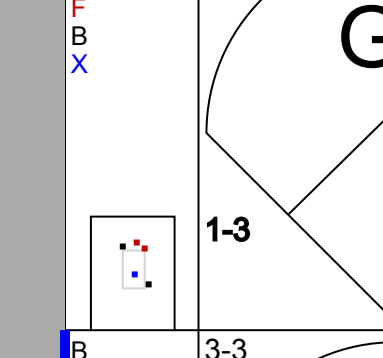
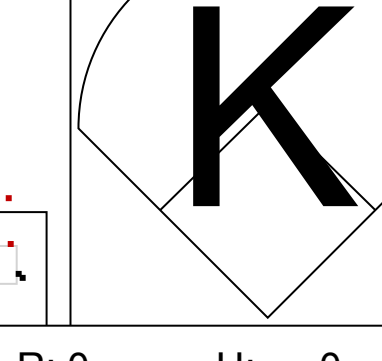
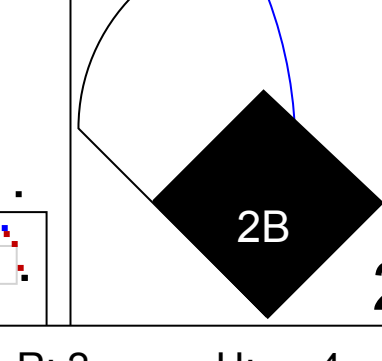



Batter	1	2	3	4	5	6	7	8	9	AB	R	H	RBI	BB	SO	LOB	TOP		
6 Chris Duffy, L OBP: 0.167, SLG: 0.217										5	1	1	1	0	2	2			
2 Jack Wilson, R OBP: 0.440, SLG: 0.571										3	1	1	2	0	0	1			
Jason Bay, R OBP: 0.467, SLG: 0.542										3	0	1	1	0	0	0			
Craig Wilson, R OBP: 0.333, SLG: 0.636										4	0	0	0	0	1	1			
Jeremy Burnitz, L OBP: 0.269, SLG: 0.440										3	1	2	0	1	1	0			
Jos Randa, R OBP: 0.217, SLG: 0.318										2	0	0	0	0	1	0	2		
16 Salomon Torres, R										0	0	0	0	0	0	0			
13 Nate McLouth, L OBP: 0.154, SLG: 0.231										1	0	0	0	0	1	0			
Michael Gonzalez, R										0	0	0	0	0	0	0			
Roberto Hernandez, R										0	0	0	0	0	0	0			
Jose Castillo, R OBP: 0.483, SLG: 0.625										2	0	0	1	0	2	1			
11 Humberto Cota, R OBP: 0.083, SLG: 0.083										4	0	0	0	0	1	4			
Victor Santos, R OBP: 0.250, SLG: 0.250										2	1	1	0	0	0	0			
Damaso Marte, L										0	0	0	0	0	0	0			
12 Freddy Sanchez, R OBP: 0.500, SLG: 0.667										2	1	1	0	0	0	0			
Inning Stats	R: 0 E: 0 K: 1 S: 8	H: 1 LOB: 1 BB: 0 P: 14	R: 0 E: 0 K: 1 S: 10	H: 1 LOB: 1 BB: 0 P: 16	R: 0 E: 0 K: 1 S: 10	H: 0 LOB: 3 BB: 2 P: 25	R: 2 E: 1 K: 0 S: 11	H: 1 LOB: 0 BB: 0 P: 17	R: 1 E: 0 K: 0 S: 6	H: 1 LOB: 0 BB: 0 P: 9	R: 2 E: 0 K: 1 S: 11	H: 2 LOB: 0 BB: 0 P: 14	R: 0 E: 0 K: 3 S: 10	H: 0 LOB: 0 BB: 0 P: 19	R: 0 E: 0 K: 1 S: 7	H: 0 LOB: 0 BB: 0 P: 10	1B: 3 2B: 4 3B: 0 HR: 1	SF: 2 SAC: 1 DP: 1 HBP: 1	WP: 0 PA: 37 PB: 0 SB: 0 CS: 0
PITCHER	IP WLS BF H R ER SO BB IBB HBP BLK WP HR S P ERA WHIP																		
Dave Williams, L ERA: 3.0	(1, 1) 6.0 L 26 5 3 2 3 2 0 0 1 1 0 0 1 58 97 3.00 1.167																		
31 Matt Belisle, R ERA: 9.0	(7, 1) 1.0 5 2 2 2 1 0 0 0 0 0 0 0 11 14 18.00 2.000																		
Kent Mercker, L ERA: 4.5	(8, 1) 1.0 3 0 0 0 3 0 0 0 0 0 0 0 10 19 0.00 0.000																		
56 Todd Coffey, R ERA: 2.45	(9, 1) 1.0 3 0 0 0 1 0 0 0 0 0 0 0 7 10 0.00 0.000																		

Pittsburgh Pirates @ Cincinnati Reds
Great American Ball Park, Cincinnati, OH
Sun Apr 09 2006, 1:15 PM EDT
Att: 22,088 - Sunny - 48 F

AB 31
R 5
H 7
RBI 5
BB 2
SO 8
LOB 11



Batter	1	2	3	4	5	6	7	8	9	AB	R	H	RBI	BB	SO	LOB	BOTTOM		
Tony Womack, L OBP: 0.500, SLG: 0.600										3	0	1	1	0	0	0			
6 Ryan Freel, R OBP: 0.706, SLG: 0.727										4	1	1	0	0	2	1			
Felipe Lopez, S OBP: 0.483, SLG: 0.680										4	1	1	0	0	2	1			
Ken Griffey Jr., L OBP: 0.310, SLG: 0.440										4	0	2	2	0	1	0			
Adam Dunn, L OBP: 0.444, SLG: 0.714										4	0	1	0	0	2	2			
12 Edwin Encarnación, R OBP: 0.348, SLG: 0.316										3	0	0	0	1	2	3			
Scott Hatteberg, L OBP: 0.533, SLG: 0.556										3	0	0	0	1	0	1			
Austin Kearns, R OBP: 0.346, SLG: 0.600										4	0	0	0	0	2	3			
Javier Valentin, S OBP: 0.353, SLG: 0.375										4	0	1	0	0	0	3			
Dave Williams, L ERA: 4.66										1	0	0	0	0	1	0			
4 Brandon Phillips, R ERA: 4.66										1	1	1	0	0	0	0			
31 Matt Belisle, R ERA: 9.0										0	0	0	0	0	0	0			
Andy Abad, L ERA: 6.75										0	0	0	0	0	0	0			
Kent Mercker, L ERA: 4.5										0	0	0	0	0	0	0			
56 Todd Coffey, R ERA: 2.45										0	0	0	0	0	0	0			
Rich Aurilia, R ERA: 2.75, SLG: 0.550										1	0	0	0	0	1	1			
Inning Stats	R: 0 E: 0 K: 1 S: 7	H: 0 LOB: 0 BB: 0 P: 13	R: 0 E: 0 K: 1 S: 7	H: 1 LOB: 0 BB: 0 P: 13	R: 0 E: 0 K: 2 S: 7	H: 0 LOB: 0 BB: 0 P: 10	R: 0 E: 0 K: 1 S: 9	H: 0 LOB: 0 BB: 2 P: 15	R: 0 E: 0 K: 1 S: 15	H: 4 LOB: 1 BB: 0 P: 25	R: 0 E: 0 K: 1 S: 7	H: 1 LOB: 1 BB: 0 P: 12	R: 1 E: 0 K: 3 S: 15	H: 1 LOB: 1 BB: 1 P: 27	R: 0 E: 1 K: 1 S: 10	H: 0 LOB: 1 BB: 0 P: 17	1B: 3 2B: 5 3B: 0 HR: 0	SF: 0 SAC: 0 DP: 1 HBP: 0	WP: 1 PA: 36 PB: 0 SB: 1 CS: 0
PITCHER	IP WLS BF H R ER SO BB IBB HBP BLK WP HR S P ERA WHIP																		
Victor Santos, R ERA: 4.66	(1, 1) 5.1 W 20 4 2 2 2 5 2 0 0 0 0 0 0 46 86 3.38 1.125																		
Damaso Marte, L ERA: 6.75	(6, 1) 0.1 H 2 1 0 0 1 0 0 0 0 0 0 0 5 7 0.00 3.000																		
16 Salomon Torres, R ERA: 8.44	(6, 1) 1.1 H 5 1 0 0 1 0 0 0 0 0 0 0 9 16 0.00 0.750																		
Michael Gonzalez, L ERA: 9.0	(8, 1) 1.0 H 5 1 1 1 3 1 0 0 0 0 0 0 15 27 9.00 2.000																		
Roberto Hernandez, R ERA: 4.5	(9, 1) 1.0 S 4 0 0 0 1 0 0 0 0 0 1 0 10 17 0.00 0.000																		

Pittsburgh Pirates @ Cincinnati Reds
Great American Ball Park, Cincinnati, OH
Sun Apr 09 2006, 1:15 PM EDT
Att: 22,088 - Sunny - 48 F

AB 33
R 3
H 7
RBI 3
BB 3
SO 11
LOB 15



Batter	1	2	3	4	5	6	7	8	9	AB	R	H	RBI	BB	SO	LOB	TOP										
15 Rafael Furcal, S OBP: 0.323, SLG: 0.259	4-0 17 HR BB	3-1 17 3B 2B		3-2 P6		2-3 K			4-0 12 BB BB	3	2	1	0	2	1	0	Los Angeles Dodgers @ Pittsburgh Pirates PNC Park, Pittsburgh, PA Mon Apr 10 2006, 1:35 PM EDT Att: 39,129 - Partly Cloudy - 61 F										
17 Jason Repko, R OBP: 0.433, SLG: 0.667	0-2 1-H HR	2-2 3B		2-0 P3			1-1 F8		1-0 L9	5	1	2	4	0	0	1											
José Cruz Jr., S OBP: 0.333, SLG: 0.367	2-2 F7	2-3 K			0-0 HR 1B		1-1 1B		1-0 F7	5	1	2	0	0	1	2											
12 Jeff Kent, R OBP: 0.462, SLG: 0.350	0-1 G3	1-0 F8			2-2 P3		1-0 F8		4-1 BB	4	0	0	0	1	0	3											
Olmedo Saenz, R OBP: 0.385, SLG: 0.750 44 Takashi Saito, L (7, 1)	1-0 3B 1B		1-1 1B		0-0 HR		1-2 L7		1-0 P6	4	2	3	2	0	0	1											
Bill Mueller, S OBP: 0.448, SLG: 0.458 43 Yhency Brazoban, R (9, 1)					1-H HR					4	2	3	2	0	0	1											
Cody Ross, R OBP: 0.333, SLG: 0.667	2-0 1-H 3B		3-2 L8		1-0 G6-3			2-0 18 PB 18 1B S		4	1	2	1	0	0	1											
Dioner Navarro, S OBP: 0.294, SLG: 0.429	3-2 L4		2-0 P4		2-0 G5-3			1-2 P2		4	0	0	0	0	0	3											
18 Ramon Martinez, R OBP: 0.333, SLG: 0.400		2-1 G5-3	3-3 K		1-0 F7			1-1 7 G4-6-3 1B		4	0	1	1	0	1	1											
Odalis Perez, L Franquielis Osoria, R 47 Tim Hamulack, R 7 James Loney, L OBP: 0.364, SLG: 0.400		4-1 15 2B 17 3B BB		1-0 G6-3		0-0 G1		0-2 G4-6-3		2	1	0	0	1	0	0											
Inning Stats	R: 3 E: 0 K: 0 S: 14	H: 3 LOB: 1 BB: 1 P: 26	R: 2 E: 0 K: 1 S: 13	H: 2 LOB: 1 BB: 1 P: 27	R: 0 E: 0 K: 1 S: 9	H: 1 LOB: 1 BB: 0 P: 18	R: 0 E: 0 K: 0 S: 5	H: 0 LOB: 0 BB: 0 P: 11	R: 2 E: 0 K: 0 S: 7	H: 2 LOB: 0 BB: 0 P: 12	R: 0 E: 0 K: 1 S: 5	H: 0 LOB: 0 BB: 0 P: 8	R: 0 E: 0 K: 0 S: 9	H: 1 LOB: 0 BB: 0 P: 13	R: 1 E: 0 K: 0 S: 9	H: 2 LOB: 2 BB: 0 P: 13	R: 0 E: 0 K: 0 S: 4	H: 0 LOB: 2 BB: 2 P: 15	1B: 6 2B: 1 3B: 2 HR: 2	SF: 0 SAC: 0 DP: 1 HBP: 0	WP: 0 PB: 1 SB: 1 CS: 0	PA: 41					
PITCHER	IP	WLS	BF	H	R	ER	SO	BB	IBB	HBP	BLK	WP	HR	S	P	ERA	WHIP										
57 Zach Duke, L ERA: 6.55	5.0	L	25	8	7	7	2	2	0	0	0	0	2	48	94	12.60	2.000										
Ryan Vogelsong, R ERA: 4.5	2.0		7	1	0	0	1	0	0	0	0	0	0	14	21	0.00	0.500										
55 Matt Capps, R ERA: 10.8	1.0		4	2	1	1	0	0	0	0	0	0	0	9	13	9.00	2.000										
34 John Grabow, L ERA: 5.79	1.0		5	0	0	0	0	2	0	0	0	0	0	4	15	0.00	2.000										

Batter	1	2	3	4	5	6	7	8	9	AB	R	H	RBI	BB	SO	LOB	BOTTOM										
6 Chris Duffy, L OBP: 0.172, SLG: 0.214	0-2 G1-3		2-1 F9		0-3 K		3-2 1B G5-3 1B	2-3 K		5	1	1	0	0	2	3	Los Angeles Dodgers @ Pittsburgh Pirates PNC Park, Pittsburgh, PA Mon Apr 10 2006, 1:35 PM EDT Att: 39,129 - Partly Cloudy - 61 F										
2 Jack Wilson, R OBP: 0.465, SLG: 0.550 13 Nate McLouth, L OBP: 0.154, SLG: 0.231 55 Matt Capps, R OBP: 0.336, SLG: 0.580 José Hernández, R OBP: 0.429, SLG: 0.333	2-2 S 1B		4-0 1B BB		1-1 FC5-4 1-2		2-2 G5-3	1-1 1B	1-2 1B	2	0	1	0	1	0	1											
Sean Casey, L OBP: 0.375, SLG: 0.633 34 John Grabow, L ERA: 5.79	0-1 F8		0-1 G5-4-3 1B		1-2 2-3 1B		1-2 2-3 1B	2-3 K	1-2 1B	5	1	3	1	0	1	3											
Jason Bay, R OBP: 0.429, SLG: 0.483	3-1 G5-3		0-0 G5-4-3		0-0 F8		0-3 K		2-2 1B	5	0	1	0	0	1	7											
Jeromy Burnitz, L OBP: 0.323, SLG: 0.448		2-2 FC4-6 HBP		1-2 G5-3		0-2 2B 1B	0-2 1B 1B	2-3 K	1-1 F8	4	0	2	2	0	1	1											
Joe Randa, R OBP: 0.250, SLG: 0.370		1-0 F9		0-3 K		0-0 2B	1-2 FC6-4 1B	1-1 F8	1-1 F8	5	0	2	0	0	1	2											
Jose Castillo, R OBP: 0.412, SLG: 0.517		1-0 FC4-6 1-2		2-2 K		0-3 K	1-0 FC6-4	1-1 F8	1-1 F8	5	0	0	0	0	2	7											
11 Humberto Cota, R OBP: 0.125, SLG: 0.125		2-2 G5-3			0-2 G6-3		0-1 G5-3		1-1 1B 1B	4	0	1	0	0	0	3											
57 Zach Duke, L OBP: 0.333, SLG: 0.333 12 Freddy Sanchez, R OBP: 0.533, SLG: 0.643			2-2 1B 2 BB 1B		4-1 FC5-4 BB		0-0 G5-3 6 1B 1B		0-1 F8	1	0	1	0	0	0	0											
2	1	0	0	0	1	0	1	0	1	2	1	1	0	1	0	1											
Inning Stats	R: 0 E: 0 K: 0 S: 11	H: 1 LOB: 1 BB: 0 P: 16	R: 0 E: 1 K: 0 S: 8	H: 0 LOB: 0 BB: 0 P: 14	R: 0 E: 0 K: 2 S: 9	H: 2 LOB: 2 BB: 1 P: 17	R: 0 E: 0 K: 2 S: 9	H: 0 LOB: 0 BB: 0 P: 12	R: 0 E: 0 K: 1 S: 10	H: 0 LOB: 1 BB: 1 P: 15	R: 1 E: 0 K: 1 S: 16	H: 3 LOB: 2 BB: 0 P: 17	R: 2 E: 0 K: 1 S: 20	H: 5 LOB: 3 BB: 0 P: 27	R: 0 E: 0 K: 2 S: 13	H: 2 LOB: 2 BB: 0 P: 19	R: 0 E: 0 K: 1 S: 10	H: 1 LOB: 1 BB: 0 P: 16	1B: 12 2B: 2 3B: 0 HR: 0	SF: 0 SAC: 0 DP: 1 HBP: 1	WP: 0 PB: 0 SB: 1 CS: 0	PA: 43					
PITCHER	IP	WLS	BF	H	R	ER	SO	BB	IBB	HBP	BLK	WP	HR	S	P	ERA	WHIP										
Odalis Perez, L ERA: 8.64	5.1	W	24	6	1	1	3	2	0	1	0	0	0	57	85	1.69	1.500										
Franquielis Osoria, R ERA: 13.5	0.2		4	2	2	2	1	0	0	0	0	0	0	12	14	0.00	3.000										
47 Tim Hamulack, L ERA: 13.5	0.2		4	2	0	0	1	0	0	0	0	0	0	12	14	0.00	3.000										
44 Takashi Saito, R ERA: 2.25	1.1	H	7	3	0	0	2	0	0	0	0	0	0	12	25	0.00	2.250										
43 Yhency Brazoban, R ERA: 2.25	1.0		4	1	0	0	1	0	0	0	0	0	0	10	16	0.00	1.000										

Batter	1	2	3	4	5	6	7	8	9	AB	R	H	RBI	BB	SO	LOB	TOP			
Juan Pierre, L (1,8) OBP: 0.250, SLG: 0.286			B1-3			G1-3		G1-3		4	0	0	0	0	1	0	Chicago Cubs @ Pittsburgh Pirates PNC Park, Pittsburgh, PA Sat Apr 15 2006, 7:05 PM EDT Att: 34,264 - Clear - 68 F			
Jerry Hairston, R (1,4) OBP: 0.375, SLG: 0.400	P6		G6-3			K				4	0	1	0	0	1	0				
25 Derrek Lee, R (1,3) OBP: 0.512, SLG: 0.767						G5-3				3	0	1	0	1	0	0				
16 Aramis Ramirez, R (1,5) OBP: 0.286, SLG: 0.300	K					G5-3		F8		4	1	1	0	0	1	3				
Michael Barrett, R (1,2)		G6-3				F8		K		4	0	0	0	0	1	3				
29 Angel Pagan, S (1,9) Freddie Bynum, L (5,9) Neifi Perez, S (9, PH) OBP: 0.250, SLG: 0.313						G6-3		K		2	0	1	0	0	0	0				
19 Matt Murton, R (1,7) OBP: 0.405, SLG: 0.605										3	0	2	1	1	0	0				
5 Ronny Cedeno, R (1,6) OBP: 0.351, SLG: 0.514		L4				FC4-6				4	0	1	0	0	0	2				
Jerome Williams, R (1,1) Todd Walker, L (7, PH) 47 Scott Eyre, L (7, 1)						G6-3		G3-1		2	0	0	0	0	1	1				
										1	0	0	0	0	0	2				
										0	0	0	0	0	0	0				
Inning Stats	R: 0 E: 0 K: 2 S: 19	H: 1 LOB: 1 BB: 0 P: 27	R: 0 E: 0 K: 0 S: 6	H: 2 LOB: 1 BB: 0 P: 11	R: 0 E: 0 K: 1 S: 7	H: 0 LOB: 0 BB: 0 P: 9	R: 0 E: 0 K: 0 S: 8	H: 0 LOB: 0 BB: 0 P: 11	R: 0 E: 0 K: 0 S: 10	H: 0 LOB: 0 BB: 0 P: 15	R: 1 E: 0 K: 1 S: 10	H: 3 LOB: 2 BB: 0 P: 13	R: 0 E: 0 K: 1 S: 11	H: 1 LOB: 2 BB: 1 P: 20	R: 0 E: 0 K: 0 S: 3	H: 0 LOB: 0 BB: 0 P: 4	1B: 5 2B: 2 3B: 0 HR: 0	SF: 0 SAC: 0 DP: 0 HBP: 0	WP: 0 PB: 0 SB: 0 CS: 1	PA: 35
PITCHER	IP WLS BF H R ER SO BB IBB HBP BLK WP HR S P ERA WHIP																			
57 Zach Duke, L (1, 1) ERA: 4.5	7.0	W 27	6	1	1	5	1	0	0	0	0	0	0	0	71	104	1.29	1.000		
34 John Grabow, L (8, 1) ERA: 6.43	0.1	H 1	0	0	0	0	0	0	0	0	0	0	0	3	4	0.00	0.000			
Roberto Hernandez, R (8, 1) ERA:	0.2	H 4	1	0	0	1	1	0	0	0	0	0	0	8	16	0.00	3.000			
Michael Gonzalez, L (9, 1) ERA: 3.6	1.0	S 3	0	0	0	0	0	0	0	0	0	0	0	3	4	0.00	0.000			

AB	33
R	1
H	7
RBI	1
BB	2
SO	6
LOB	12



Batter	1	2	3	4	5	6	7	8	9	AB	R	H	RBI	BB	SO	LOB	BOTTOM			
6 Chris Duffy, L (1,8) OBP: 0.225, SLG: 0.311	F8		F7			G6-3				3	0	0	0	1	0	0	Chicago Cubs @ Pittsburgh Pirates PNC Park, Pittsburgh, PA Sat Apr 15 2006, 7:05 PM EDT Att: 34,264 - Clear - 68 F			
2 Jack Wilson, R (1,6) OBP: 0.400, SLG: 0.614	G6-3		P2			G1-3		L5-3		4	0	0	0	0	1					
Jason Bay, R (1,7) OBP: 0.474, SLG: 0.500										0	0	0	0	3	0	0				
Jeremy Burnitz, L (1,9) Michael Gonzalez, R (9, 1) OBP: 0.288, SLG: 0.480	P4					G4-3		L3		4	0	1	0	0	0	3				
								L3		0	0	0	0	0	0	0				
Craig Wilson, R (1,3) OBP: 0.424, SLG: 0.966								K		3	2	1	0	1	2	2				
Joe Randa, R (1,5) OBP: 0.256, SLG: 0.405		K						SF9		2	0	1	1	0	1	1				
Jose Castillo, R (1,4) OBP: 0.404, SLG: 0.432		G4-3								2	0	1	0	1	0	1				
11 Humberto Cota, R (1,2) OBP: 0.226, SLG: 0.172		E6				G6-4-3		L3		3	0	0	0	0	0	3				
										2	0	0	0	0	1	2				
57 Zach Duke, L (1, 1) 12 Freddy Sanchez, R (7, PH) 34 John Grabow, L (8, 1) Roberto Hernandez, R (8, 1) 13 Nate McLouth, L (9, 9) OBP: 0.200, SLG: 0.200		K				L6		G5-3		1	0	0	0	0	0	0				
										0	0	0	0	0	0	0				
										0	0	0	0	0	0	0				
										0	0	0	0	0	0	0				
										0	0	0	0	0	0	0				
Inning Stats	R: 0 E: 0 K: 0 S: 10	H: 0 LOB: 1 BB: 1 P: 19	R: 1 E: 1 K: 2 S: 13	H: 0 LOB: 1 BB: 1 P: 22	R: 0 E: 1 K: 1 S: 11	H: 1 LOB: 2 BB: 0 P: 15	R: 0 E: 0 K: 0 S: 8	H: 1 LOB: 1 BB: 1 P: 14	R: 0 E: 0 K: 0 S: 8	H: 0 LOB: 0 BB: 1 P: 16	R: 1 E: 0 K: 0 S: 7	H: 2 LOB: 0 BB: 0 P: 8	R: 0 E: 0 K: 0 S: 8	H: 0 LOB: 0 BB: 1 P: 13	R: 0 E: 0 K: 1 S: 10	H: 0 LOB: 0 BB: 1 P: 19	1B: 2 2B: 3 3B: 1 HR: 0	SF: 1 SAC: 0 DP: 3 HBP: 1	WP: 0 PB: 0 SB: 1 CS: 1	PA: 32
PITCHER	IP WLS BF H R ER SO BB IBB HBP BLK WP HR S P ERA WHIP																			
Jerome Williams, R (1, 1) ERA: 2.45	6.0	L 26	4	2	1	3	4	0	1	0	0	0	0	18	32	0.00	1.000			
47 Scott Eyre, L (7, 1) ERA:	2.0		0	0	0	1	2	0	0	0	0	0	0	18	32	0.00	1.000			

AB	24
R	2
H	4
RBI	1
BB	6
SO	4
LOB	13



Batter	1	2	3	4	5	6	7	8	9	AB	R	H	RBI	BB	SO	LOB	TOP		
22 David Eckstein, R OBP: 0.380, SLG: 0.419	F8		HR			F8			26 15 G4-3 1B	4	2	2	1	0	0	0			
26 Scott Spiezio, S OBP: 0.250, SLG: 0.429 44 Jason Istringhausen, R	K		P5			F9			G4-3	4	0	0	0	0	0	1			
5 Albert Pujols, R OBP: 0.515, SLG: 1.021	L7								15 2B IBB	1	1	0	0	3	0	0			
15 Jim Edmonds, L OBP: 0.280, SLG: 0.395									43 FC6-4 2B	4	1	2	3	0	0	2			
43 Juan Encarnacion, R OBP: 0.246, SLG: 0.222	F8								FC6-4 E S	4	0	0	0	0	1	1			
53 John Rodriguez, L OBP: 0.385, SLG: 0.583 So Taguchi, R OBP: 0.225, SLG: 0.282	F7								G5-3	2	0	0	0	0	1	0			
4 Yadier Molina, R OBP: 0.176, SLG: 0.220	G5-3								F8	3	0	0	0	0	0	0			
Aaron Miles, S OBP: 0.432, SLG: 0.486									F8	3	0	1	0	0	0	0			
29 Chris Carpenter, R OBP: 0.111, SLG: 0.111 27 Scott Rolen, R OBP: 0.373, SLG: 0.510									K2-3	3	0	0	0	0	2	1			
										0	0	0	0	0	0	0			
Inning Stats	R: 0 H: 0 E: 0 K: 1 S: 11	H: 0 LOB: 0 BB: 0 P: 17	R: 1 H: 1 E: 0 K: 0 S: 8	H: 1 LOB: 0 BB: 0 P: 14	R: 1 H: 1 E: 0 K: 1 S: 13	H: 1 LOB: 0 BB: 0 P: 19	R: 0 H: 0 E: 0 K: 1 S: 7	H: 0 LOB: 0 BB: 1 P: 15	R: 0 H: 0 E: 0 K: 1 S: 9	H: 0 LOB: 0 BB: 0 P: 15	R: 0 H: 0 E: 0 K: 0 S: 4	H: 0 LOB: 0 BB: 0 P: 4	R: 0 H: 1 E: 0 K: 1 S: 7	H: 1 LOB: 1 BB: 0 P: 10	R: 2 H: 2 E: 0 K: 0 S: 14	H: 2 LOB: 1 BB: 1 P: 26	1B: 1 2B: 2 3B: 0 HR: 2	SF: 0 SAC: 0 DP: 2 HBP: 0	WP: 0 PA: 33 PB: 0 SB: 1 CS: 0
PITCHER	IP	WLS	BF	H	R	ER	SO	BB	IBB	HBP	BLK	WP	HR	S	P	ERA	WHIP		
Victor Santos, R ERA: 5.85	6.0	L	20	2	2	2	4	1	0	0	0	0	2	52	84	3.00	0.500		
16 Salomon Torres, R ERA: 3.14	2.0		7	1	0	0	1	1	0	0	0	0	0	14	26	0.00	1.000		
Roberto Hernandez, R ERA: 2.16	1.0		6	2	2	2	0	0	1	0	0	0	0	14	26	18.00	2.000		

St. Louis Cardinals @ Pittsburgh Pirates
PNC Park, Pittsburgh, PA
Wed Apr 19 2006, 12:35 PM EDT
Att: 15,085 - Sunny - 68 F

AB	30
R	4
H	5
RBI	4
BB	3
SO	5
LOB	6



Batter	1	2	3	4	5	6	7	8	9	AB	R	H	RBI	BB	SO	LOB	BOTTOM				
6 Chris Duffy, L OBP: 0.246, SLG: 0.316																					
12 Freddy Sanchez, R OBP: 0.343, SLG: 0.471	L6-3								F7	4	0	1	0	0	0	1					
Jason Bay, R OBP: 0.486, SLG: 0.500	K									2	0	0	0	2	1	0					
Jeremy Burnitz, L OBP: 0.279, SLG: 0.462										4	0	0	0	0	0	3					
Craig Wilson, R OBP: 0.388, SLG: 0.864										3	0	0	0	0	1	2					
Mike Edwards, R OBP: 0.250, SLG: 0.250										3	0	0	0	0	2	2					
Jose Castillo, R OBP: 0.383, SLG: 0.423										3	0	0	0	0	1	0					
26 Ronny Paulino, R OBP: 0.167, SLG: 0.167										3	0	1	0	0	0	0					
Victor Santos, R OBP: 0.167, SLG: 0.167 13 Nate McLouth, L OBP: 0.259, SLG: 0.407 16 Salomon Torres, R OBP: 0.278, SLG: 0.188 Roberto Hernandez, R ERA: 9.0										1	0	0	0	0	0	0					
										1	0	0	0	0	1	1					
										0	0	0	0	0	0	0					
										0	0	0	0	0	0	0					
										0	0	0	0	0	0	0					
Inning Stats	R: 0 H: 0 E: 0 K: 1 S: 10	H: 0 LOB: 0 BB: 0 P: 15	R: 0 H: 0 E: 0 K: 2 S: 7	H: 0 LOB: 0 BB: 0 P: 10	R: 0 H: 0 E: 0 K: 0 S: 3	H: 0 LOB: 0 BB: 0 P: 5	R: 0 H: 0 E: 0 K: 0 S: 9	H: 0 LOB: 0 BB: 0 P: 15	R: 0 H: 0 E: 0 K: 0 S: 4	H: 0 LOB: 0 BB: 0 P: 9	R: 0 H: 1 E: 0 K: 1 S: 10	H: 1 LOB: 1 BB: 0 P: 14	R: 0 H: 1 E: 0 K: 1 S: 13	H: 1 LOB: 2 BB: 1 P: 21	R: 0 H: 0 E: 0 K: 1 S: 17	H: 0 LOB: 0 BB: 0 P: 21	R: 0 H: 0 E: 0 K: 1 S: 10	H: 0 LOB: 1 BB: 1 P: 18	1B: 2 2B: 1 3B: 0 HR: 0	SF: 0 SAC: 0 DP: 1 HBP: 1	WP: 0 PA: 31 PB: 0 SB: 0 CS: 0
PITCHER	IP	WLS	BF	H	R	ER	SO	BB	IBB	HBP	BLK	WP	HR	S	P	ERA	WHIP				
29 Chris Carpenter, R ERA: 1.67	8.0	W	27	2	0	0	6	1	0	1	0	0	0	73	110	0.00	0.375				
44 Jason Istringhausen, R ERA: 9.0	1.0		4	0	0	0	1	1	0	0	0	0	0	10	18	0.00	1.000				

St. Louis Cardinals @ Pittsburgh Pirates
PNC Park, Pittsburgh, PA
Wed Apr 19 2006, 12:35 PM EDT
Att: 15,085 - Sunny - 68 F

AB	28
R	0
H	2
RBI	0
BB	2
SO	7
LOB	10



Batter	1	2	3	4	5	6	7	8	9	AB	R	H	RBI	BB	SO	LOB	TOP					
13 Nate McLouth, L (1, 8) OBP: 0.290, SLG: 0.419										4	0	2	0	0	0	2	Pittsburgh Pirates @ Houston Astros Minute Maid Park, Houston, TX Fri Apr 21 2006, 7:05 PM CDT Att: 31,333 - Partly Cloudy - 81 F					
2 Jack Wilson, R (1, 6) OBP: 0.386, SLG: 0.600										3	1	1	0	1	0	2						
Jason Bay, R (1, 7) OBP: 0.487, SLG: 0.544										3	1	1	1	1	1	2						
Craig Wilson, R (1, 3) OBP: 0.396, SLG: 0.833 6 Chris Duffy, L (9, PR) OBP: 0.246, SLG: 0.316										4	0	2	1	0	2	2						
Joe Randa, R (1, 5) OBP: 0.255, SLG: 0.388										4	0	1	0	0	1	3						
Jeremy Burnitz, L (1, 9) OBP: 0.284, SLG: 0.435										4	0	0	0	0	0	3						
Jose Castillo, R (1, 4) OBP: 0.359, SLG: 0.393										4	0	0	0	0	1	2						
26 Ronny Paulino, R (1, 2) OBP: 0.444, SLG: 0.376										2	0	2	0	1	0	0						
57 Zach Duke, L (1, 1) OBP: 0.167, SLG: 0.167 55 Matt Capps, R (7, 1) 12 Freddy Sanchez, R (6, PH) OBP: 0.333, SLG: 0.457 Damaso Marte, L (8, 1)										1	0	0	0	0	1	1						
Inning Stats	R: 0 E: 0 K: 1 S: 12	H: 1 LOB: 1 BB: 1 P: 21	R: 0 E: 0 K: 0 S: 8	H: 0 LOB: 0 BB: 0 P: 14	R: 0 E: 0 K: 0 S: 7	H: 1 LOB: 1 BB: 0 P: 10	R: 0 E: 0 K: 1 S: 9	H: 1 LOB: 0 BB: 0 P: 13	R: 0 E: 0 K: 1 S: 7	H: 0 LOB: 1 BB: 1 P: 13	R: 1 E: 0 K: 1 S: 12	H: 2 LOB: 0 BB: 0 P: 20	R: 0 E: 0 K: 0 S: 5	H: 1 LOB: 0 BB: 0 P: 6	R: 0 E: 0 K: 0 S: 6	H: 1 LOB: 0 BB: 0 P: 8		R: 1 E: 0 K: 2 S: 16	H: 2 LOB: 2 BB: 1 P: 25	1B: 8 2B: 0 3B: 0 HR: 1	SF: 0 SAC: 1 DP: 4 HBP: 0	WP: 0 PB: 1 SB: 0 CS: 1
PITCHER	IP WLS BF H R ER SO BB IBB HBP BLK WP HR S P ERA WHIP																					
51 Wandy Rodriguez, L (1, 1) ERA: 2.52	6.0 W 22 5 1 1 4 2 0 0 0 0 0 1 55 91 1.50 1.167																					
Chad Qualls, R (7, 1) ERA: 3.38	1.0 H 3 1 0 0 0 0 0 0 0 0 0 0 5 6 0.00 1.000																					
Dan Wheeler, R (8, 1) ERA: 3.38	1.0 H 3 1 0 0 0 0 0 0 0 0 0 0 6 8 0.00 1.000																					
54 Brad Lidge, R (9, 1) ERA: 3.72	1.0 S 6 2 1 1 2 1 0 0 0 0 0 0 16 25 9.00 3.000																					

AB 30
R 2
H 9
RBI 2
BB 3
SO 6
LOB 18



Batter	1	2	3	4	5	6	7	8	9	AB	R	H	RBI	BB	SO	LOB	BOTTOM					
Craig Biggio, R (1, 4) OBP: 0.338, SLG: 0.450										4	0	3	0	0	0	0	Pittsburgh Pirates @ Houston Astros Minute Maid Park, Houston, TX Fri Apr 21 2006, 7:05 PM CDT Att: 31,333 - Partly Cloudy - 81 F					
Willy Taveras, R (1, 8) OBP: 0.324, SLG: 0.328										4	0	1	0	0	2	2						
17 Lance Berkman, S (1, 3) OBP: 0.408, SLG: 0.721										3	1	0	0	1	0	3						
Morgan Ensberg, R (1, 5) OBP: 0.522, SLG: 0.964										3	1	1	2	1	0	1						
Preston Wilson, R (1, 7) OBP: 0.273, SLG: 0.435										4	0	0	0	0	2	1						
16 Jason Lane, R (1, 9) OBP: 0.357, SLG: 0.429										4	1	1	1	0	2	0						
Eric Munson, L (1, 2) OBP: 0.350, SLG: 0.125 Brad Ausmus, R (9, 2) OBP: 0.489, SLG: 0.361										1	0	0	0	1	0	0						
28 Adam Everett, R (1, 6) OBP: 0.333, SLG: 0.444										1	0	0	0	2	0	0						
51 Wandy Rodriguez, S (1, 1) OBP: 0.125, SLG: 0.125 2 Chris Burke, R (6, PH) OBP: 0.389, SLG: 0.563 Chad Qualls, R (7, 1) Dan Wheeler, R (8, 1) 54 Brad Lidge, R (9, 1)										2	0	0	0	0	0	3						
Inning Stats	R: 2 E: 0 K: 2 S: 10	H: 1 LOB: 0 BB: 1 P: 19	R: 0 E: 1 K: 0 S: 11	H: 0 LOB: 0 BB: 0 P: 17	R: 0 E: 0 K: 0 S: 8	H: 2 LOB: 1 BB: 0 P: 12	R: 0 E: 0 K: 2 S: 15	H: 0 LOB: 2 BB: 2 P: 27	R: 0 E: 0 K: 0 S: 8	H: 1 LOB: 0 BB: 0 P: 11	R: 1 E: 0 K: 1 S: 10	H: 1 LOB: 2 BB: 1 P: 21	R: 0 E: 0 K: 1 S: 7	H: 1 LOB: 0 BB: 0 P: 9	R: 0 E: 0 K: 1 S: 9	H: 0 LOB: 0 BB: 1 P: 18		R: 0 E: 0 K: 1 S: 9	H: 0 LOB: 0 BB: 0 P: 18	1B: 3 2B: 2 3B: 0 HR: 2	SF: 0 SAC: 0 DP: 4 HBP: 1	WP: 0 PB: 0 SB: 0 CS: 0
PITCHER	IP WLS BF H R ER SO BB IBB HBP BLK WP HR S P ERA WHIP																					
57 Zach Duke, L (1, 1) ERA: 4.5	6.0 L 27 5 3 3 5 4 0 0 0 0 0 0 2 62 107 4.50 1.500																					
55 Matt Capps, R (7, 1) ERA: 5.79	1.0 3 1 0 0 1 0 0 0 0 0 0 0 7 9 0.00 1.000																					
Damaso Marte, L (8, 1) ERA: 3.86	1.0 3 0 0 0 1 1 0 0 0 0 0 0 9 18 0.00 1.000																					

AB 27
R 3
H 6
RBI 3
BB 5
SO 7
LOB 12



Batter	1	2	3	4	5	6	7	8	9	AB	R	H	RBI	BB	SO	LOB	TOP								
6 Chris Duffy, L (1, 8) OBP: 0.246, SLG: 0.300	G6-3			HBP		B2-3			E4	3	0	0	0	0	0	0									
2 Jack Wilson, R (1, 6) OBP: 0.380, SLG: 0.578	G1-3			G4-6-3						4	0	1	0	0	0	1									
Jason Bay, R (1, 7) OBP: 0.463, SLG: 0.508	F8			K					K	4	0	0	0	0	2	2									
Jeremy Burnitz, L (1, 9) OBP: 0.267, SLG: 0.431		F9							P3	3	0	1	0	0	0	0									
Craig Wilson, R (1, 3) OBP: 0.375, SLG: 0.784		P5							L7	3	0	0	0	0	0	1									
Joe Randa, R (1, 5) OBP: 0.241, SLG: 0.365		P4							G5-3	3	0	0	0	0	0	1									
Jose Castillo, R (1, 4) OBP: 0.343, SLG: 0.373			F9		G6-3				K	3	0	0	0	0	1	1									
26 Ronny Paulino, R (1, 2) OBP: 0.364, SLG: 0.300			F7			L7			G6-3	2	0	0	0	0	0	0									
12 Freddy Sanchez, R (9, PH) OBP: 0.324, SLG: 0.444										1	0	0	0	0	0	0									
45 Ian Snell, R (1, 1)			F9							2	0	0	0	0	1	0									
34 John Grabow, L (7, 1)										0	0	0	0	0	0	0									
16 Salomon Torres, R (7, 1)										0	0	0	0	0	0	0									
Ryan Vogelsong, R (8, 1)										0	0	0	0	0	0	0									
13 Nate McLouth, L (9, PH) OBP: 0.281, SLG: 0.406										1	0	0	0	0	1	0									
Inning Stats	R: 0 E: 0 K: 0 S: 9	H: 0 LOB: 0 BB: 0 P: 16	R: 0 E: 0 K: 0 S: 8	H: 0 LOB: 0 BB: 0 P: 10	R: 0 E: 0 K: 0 S: 8	H: 0 LOB: 0 BB: 0 P: 12	R: 0 E: 0 K: 1 S: 7	H: 0 LOB: 0 BB: 0 P: 11	R: 0 E: 0 K: 0 S: 15	H: 1 LOB: 1 BB: 0 P: 19	R: 0 E: 0 K: 1 S: 5	H: 0 LOB: 0 BB: 0 P: 6	R: 0 E: 0 K: 1 S: 6	H: 0 LOB: 0 BB: 0 P: 8	R: 0 E: 0 K: 1 S: 9	H: 0 LOB: 0 BB: 0 P: 11	R: 0 E: 1 K: 2 S: 12	H: 1 LOB: 2 BB: 0 P: 17	1B: 2 2B: 0 3B: 0 HR: 0	SF: 0 SAC: 0 DP: 1 HBP: 1	WP: 0 PB: 0 SB: 0 CS: 0	PA: 30			
PITCHER	IP	WLS	BF	H	R	ER	SO	BB	IBB	HBP	BLK	WP	HR	S	P	ERA	WHIP								
Taylor Buchholz, R (1, 1) ERA: 1.8	8.2	W	29	2	0	0	5	0	0	1	0	0	0	76	104	0.00	0.231								
54 Brad Lidge, R (9, 1) ERA: 3.6	0.1	S	1	0	0	0	1	0	0	0	0	0	0	3	6	0.00	0.000								

Pittsburgh Pirates @ Houston Astros
Minute Maid Park, Houston, TX
Sat Apr 22 2006, 6:05 PM CDT
Att: 38,575 - Partly Cloudy - 84 F

AB	29
R	0
H	2
RBI	0
BB	0
SO	6
LOB	6

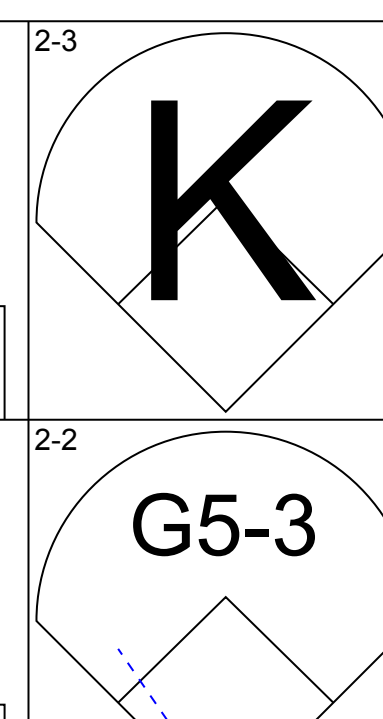
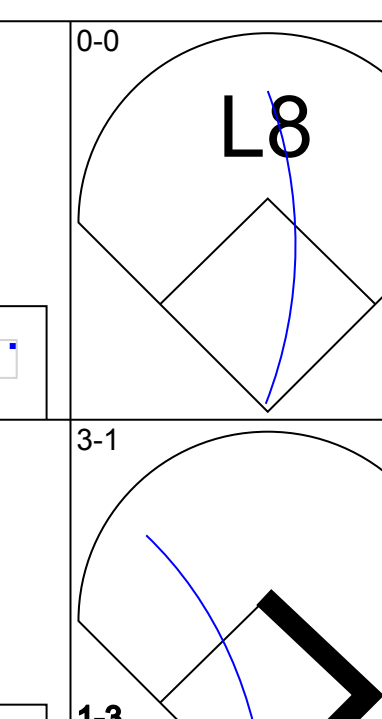
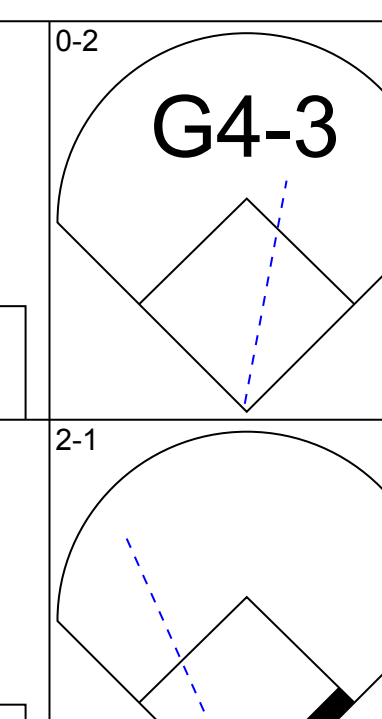
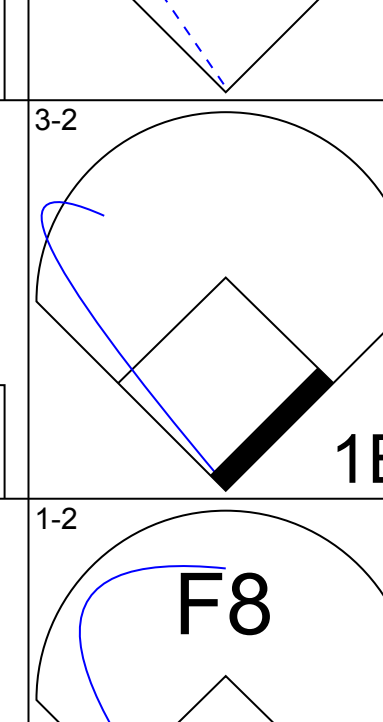
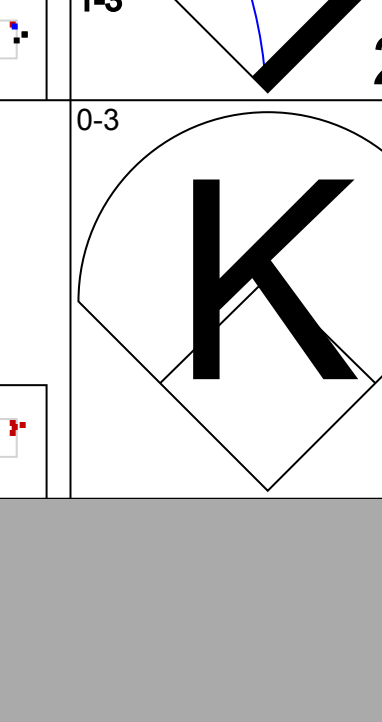
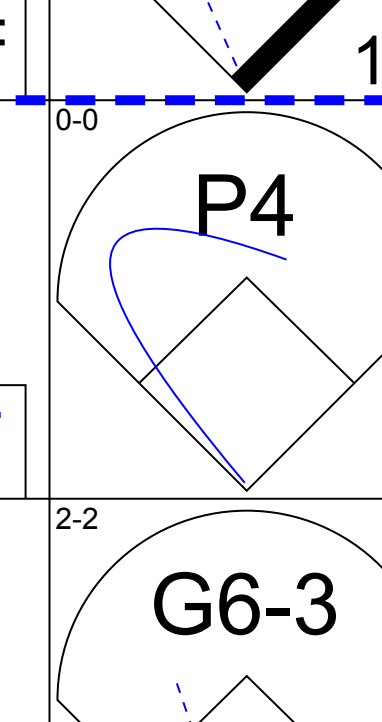






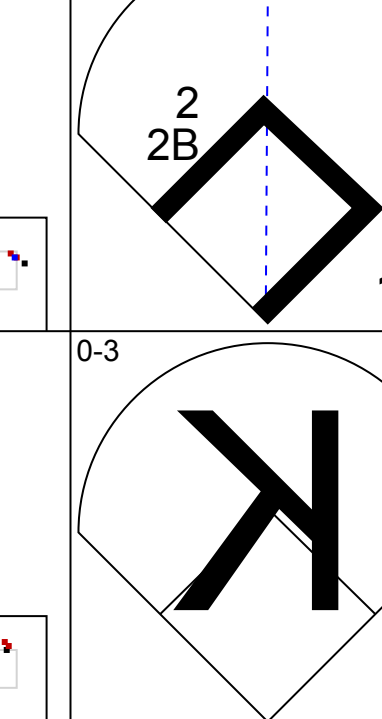
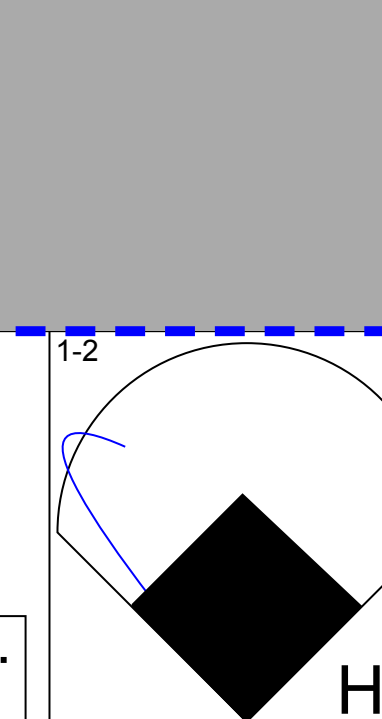
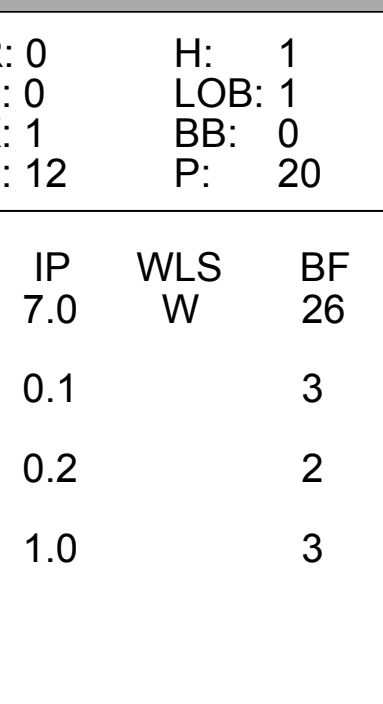
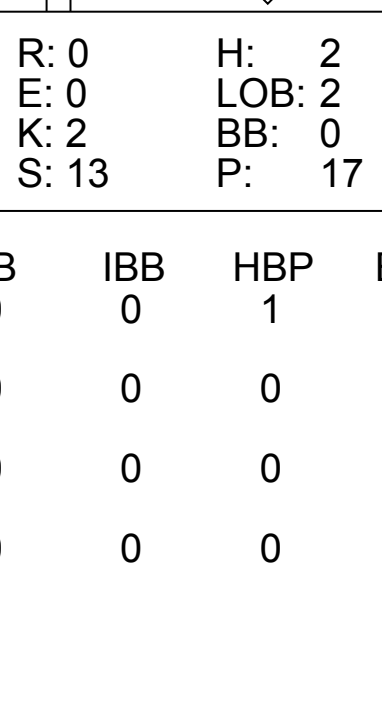
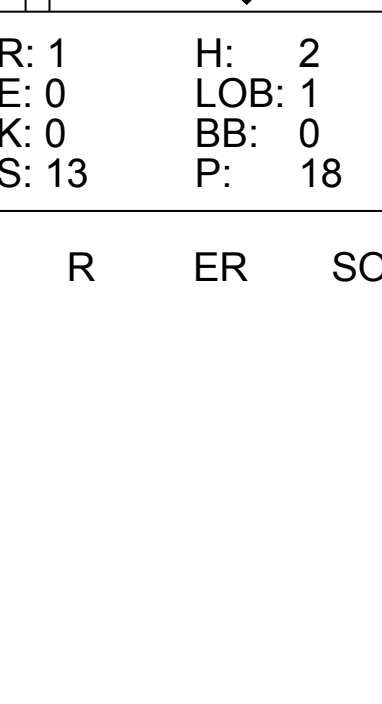
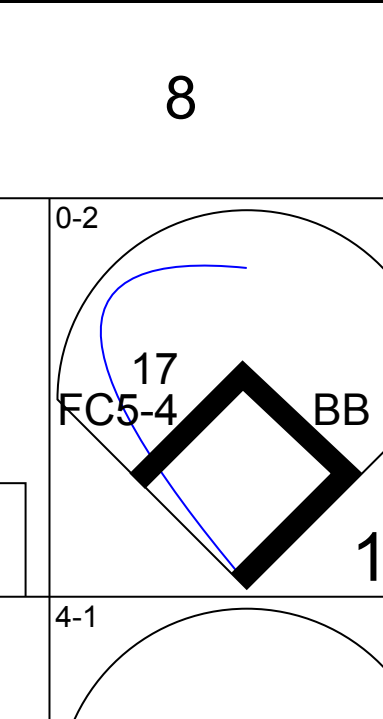
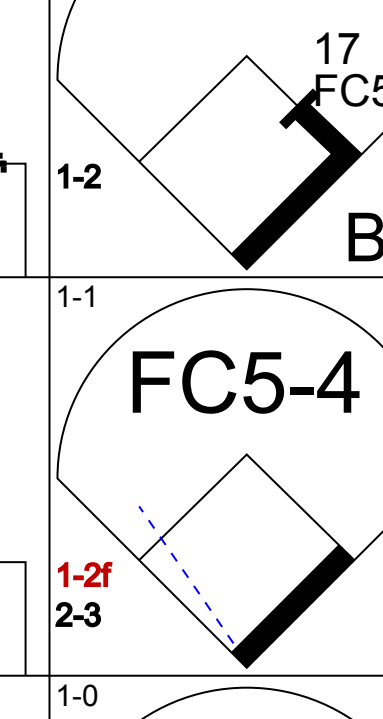
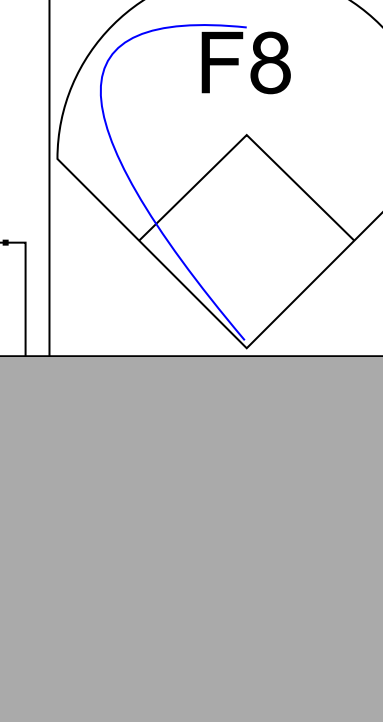
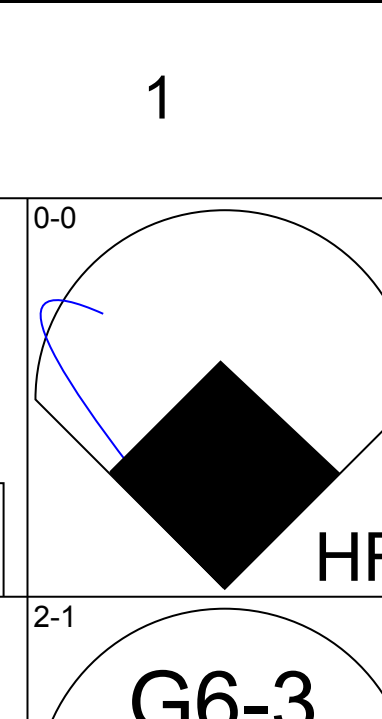
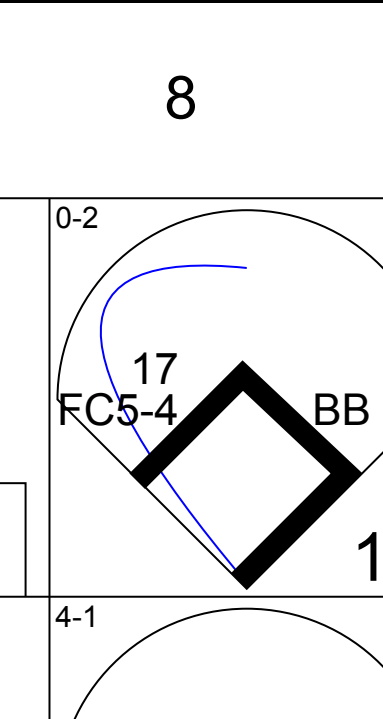
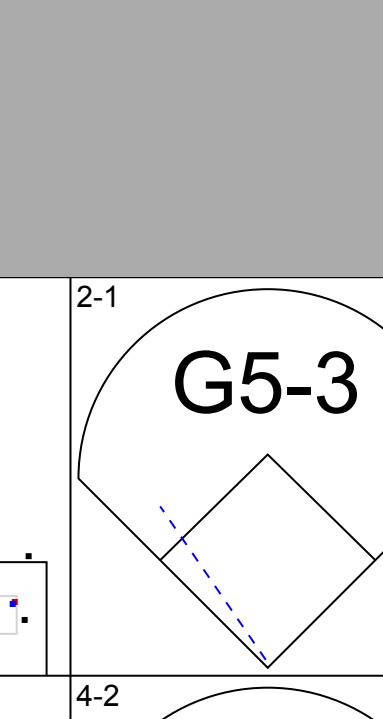
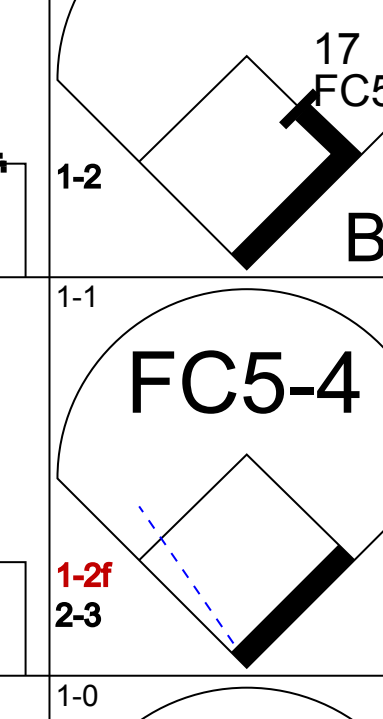
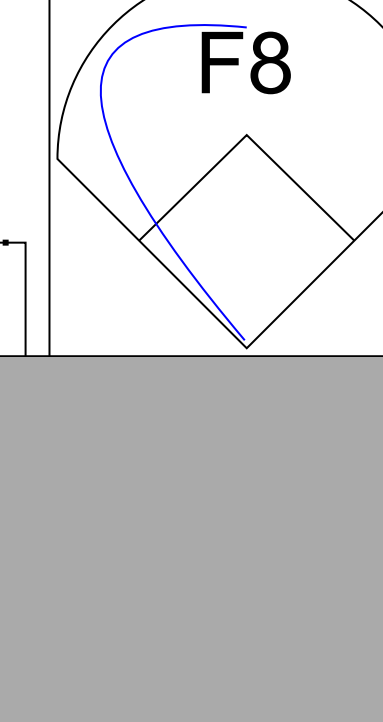
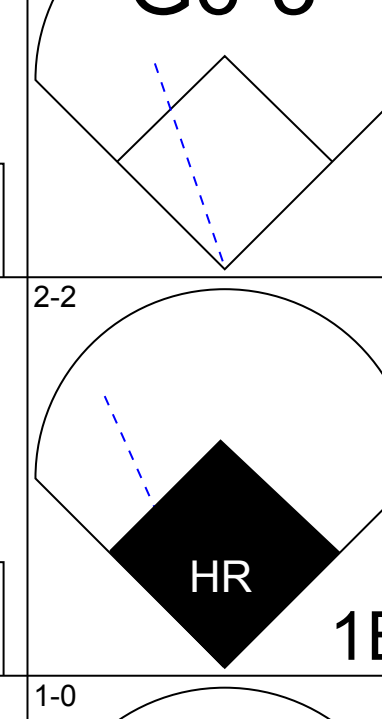
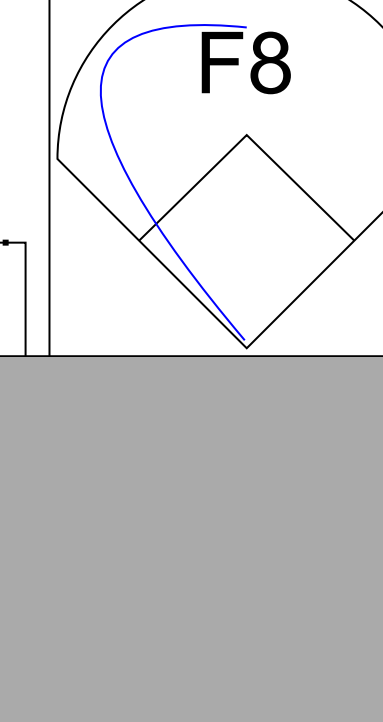
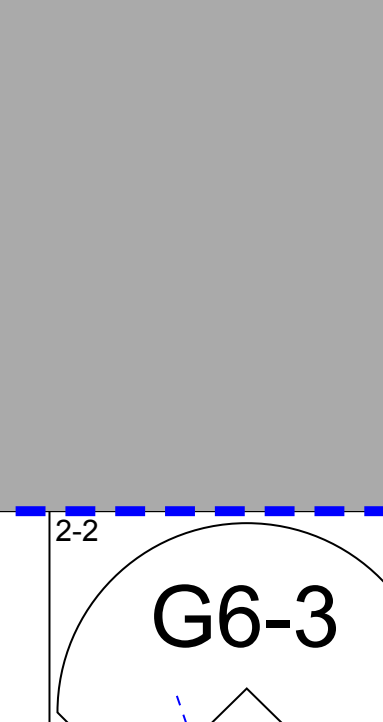


Batter	1	2	3	4	5	6	7	8	9	AB	R	H	RBI	BB	SO	LOB	BOTTOM								
Craig Biggio, R (1, 4) OBP: 0.357, SLG: 0.523	G6-4-3		F9							5	3	3	1	0	0	2									
4 Eric Bruntlett, R (9, 4) OBP: 0.375, SLG: 0.429	1B									0	0	0	0	0	0	0									
Willy Taveras, R (1, 8) OBP: 0.347, SLG: 0.352	1B		F9							4	0	3	0	0	0	0									
17 Lance Berkman, S (1, 3) OBP: 0.413, SLG: 0.719	G6-4-3									3	0	2	1	0	0	2									
Morgan Ensberg, R (1, 5) OBP: 0.534, SLG: 0.948	1B									2	0	1	1	2	1	1									
Preston Wilson, R (1, 7) OBP: 0.257, SLG: 0.409	FC6-4									4	0	0	0	0	1	6									
16 Jason Lane, R (1, 9) OBP: 0.365, SLG: 0.414										2	0	0	0	2	1	0									
Brad Ausmus, R (1, 2) OBP: 0.471, SLG: 0.333										3	0	0	0	0	0	1									
28 Adam Everett, R (1, 6) OBP: 0.311, SLG: 0.414										4	0	0	0	0	0	4									
Taylor Buchholz, R (1, 1) ERA: 7.71										4	0	0	0	0	1	3									
54 Brad Lidge, R (9, 1) ERA: 9.35										0	0	0	0	0	0	0									
Inning Stats	R: 1 E: 0 K: 0 S: 9	H: 3 LOB: 1 BB: 0 P: 14	R: 0 E: 0 K: 0 S: 9	H: 0 LOB: 1 BB: 1 P: 17	R: 0 E: 0 K: 1 S: 12	H: 1 LOB: 2 BB: 1 P: 21	R: 0 E: 0 K: 0 S: 3	H: 0 LOB: 0 BB: 0 P: 6	R: 1 E: 0 K: 2 S: 17	H: 2 LOB: 1 BB: 0 P: 21	R: 0 E: 1 K: 1 S: 11	H: 0 LOB: 1 BB: 0 P: 15	R: 1 E: 0 K: 0 S: 16	H: 3 LOB: 2 BB: 1 P: 25	R: 0 E: 0 K: 0 S: 6	H: 0 LOB: 2 BB: 1 P: 13	1B: 7 2B: 1 3B: 0 HR: 1	SF: 1 SAC: 0 DP: 2 HBP: 1	WP: 0 PB: 0 SB: 0 CS: 0	PA: 37					
PITCHER	IP	WLS	BF	H	R	ER	SO	BB	IBB	HBP	BLK	WP	HR	S	P	ERA	WHIP								
45 Ian Snell, R (7, 1) ERA: 6.48	6.0	L	26	6	2	2	4	2	0	0	0	0	1	13	17	27.00	9.000								
16 Salomon Torres, R (7, 1) ERA: 3.0	0.2		2	0	0	0	0	1	0	0	0	0	0	3	8	0.00	1.500								
Ryan Vogelsong, R (8, 1) ERA: 9.35	1.0		5	0	0	0	0	1	0	1	0	0	0	6	13	0.00	1.000								

Pittsburgh Pirates @ Houston Astros
Minute Maid Park, Houston, TX
Sat Apr 22 2006, 6:05 PM CDT
Att: 38,575 - Partly Cloudy - 84 F

AB	31
R	3
H	9
RBI	3
BB	4
SO	4
LOB	19

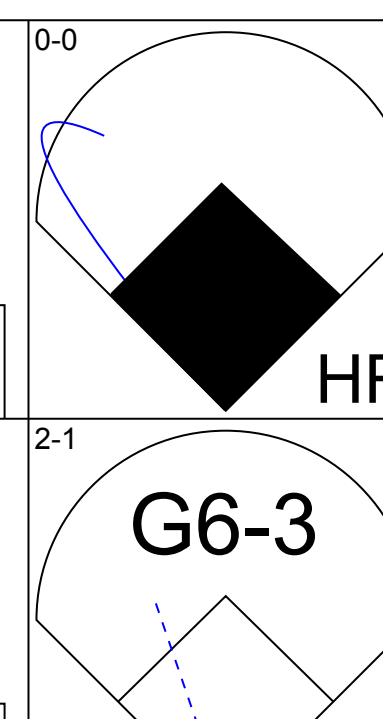

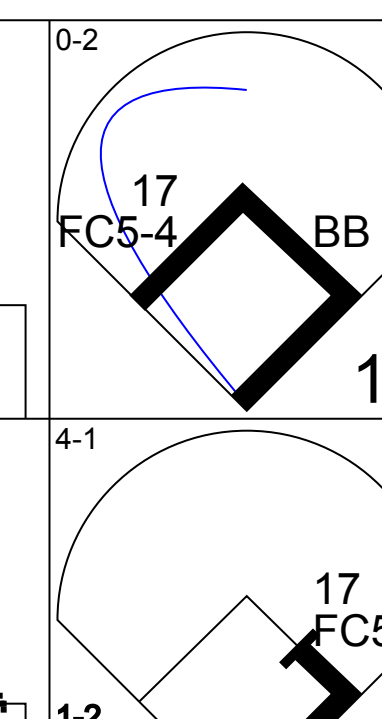
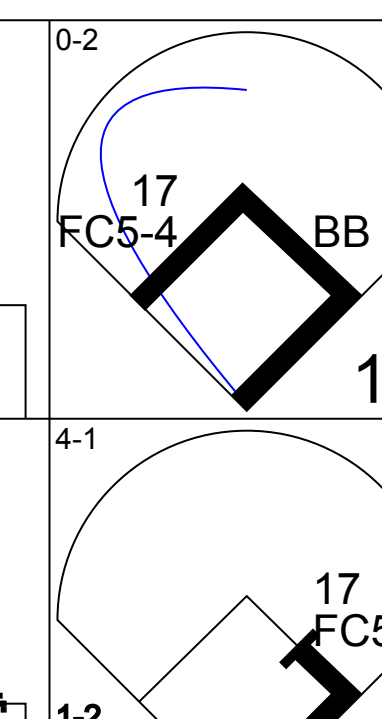
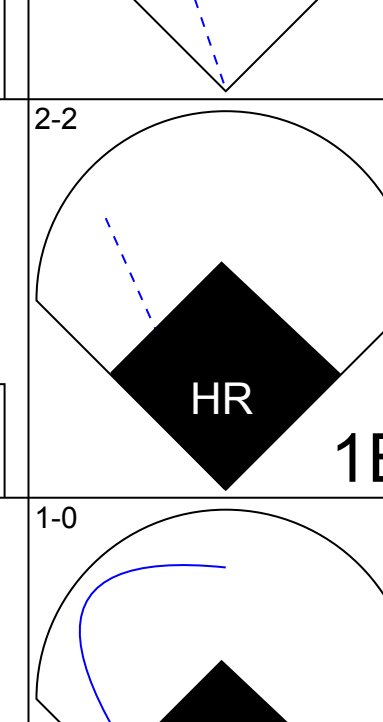
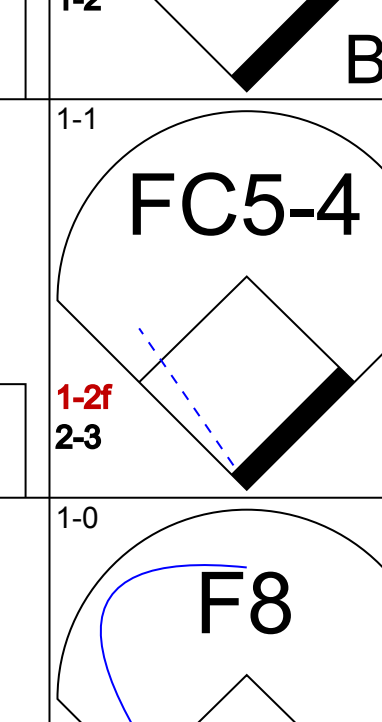
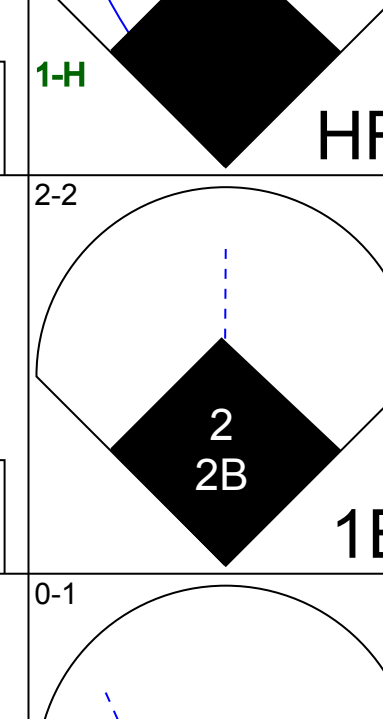
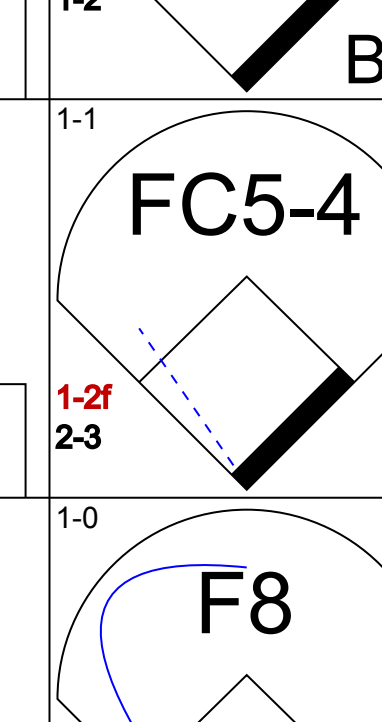

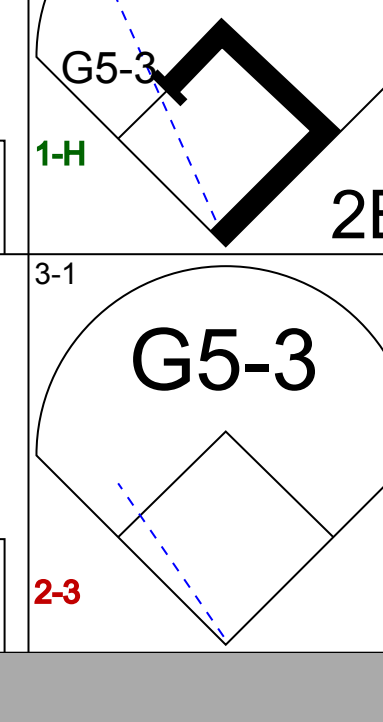
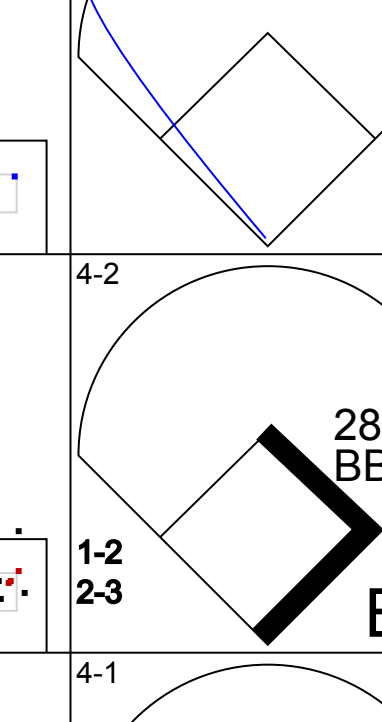

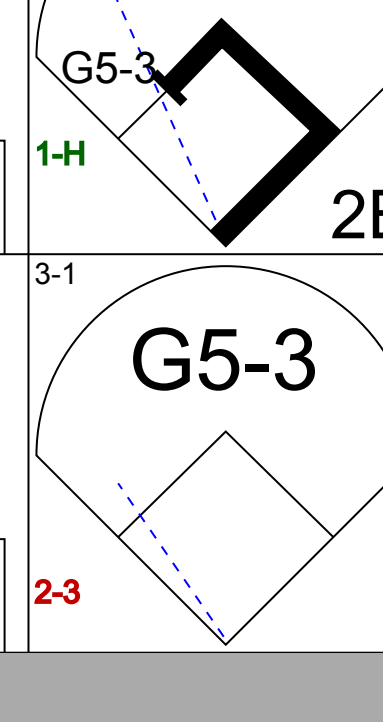
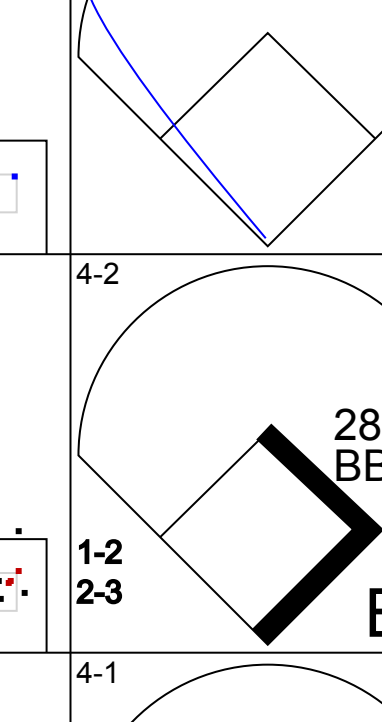
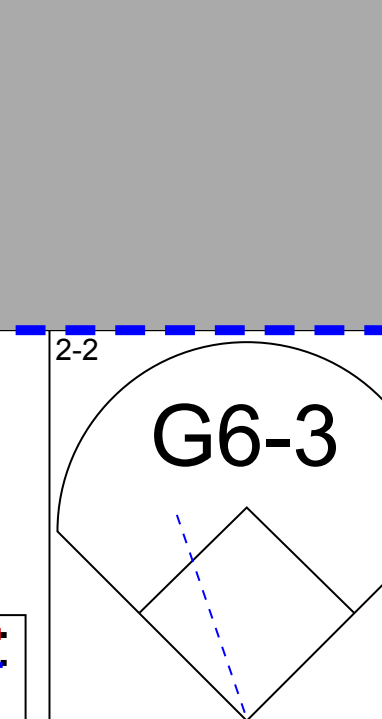


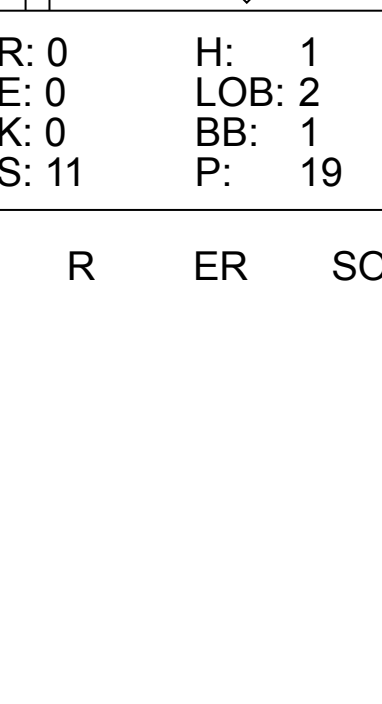
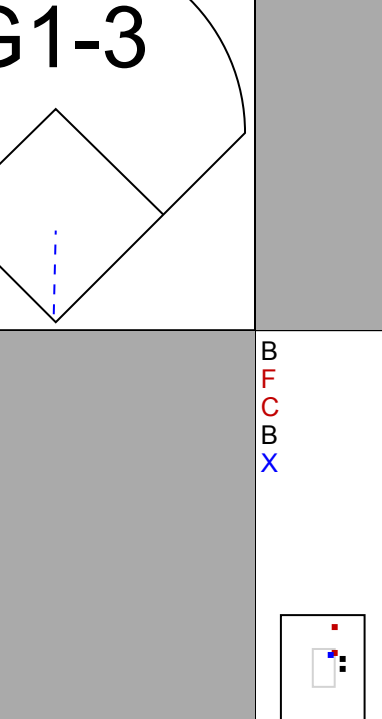
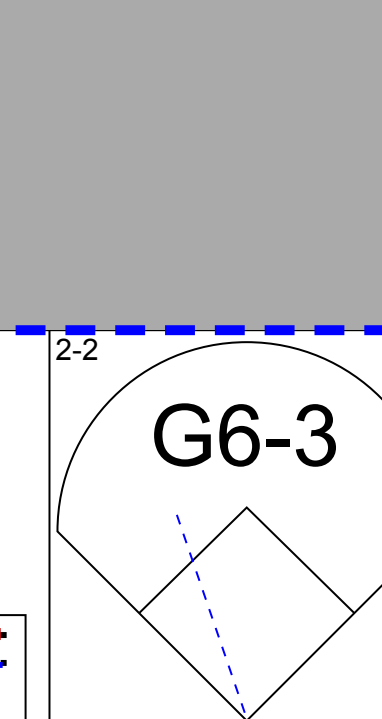
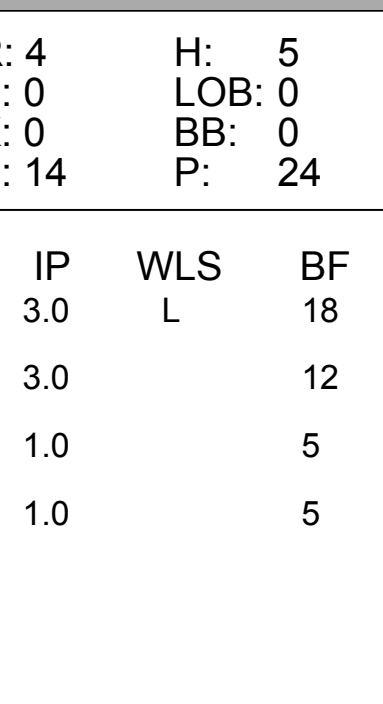
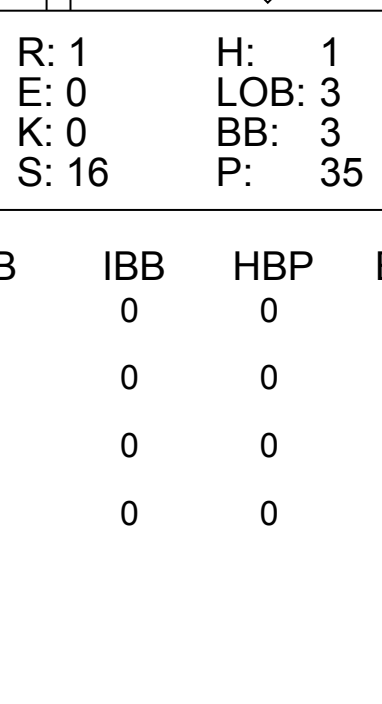
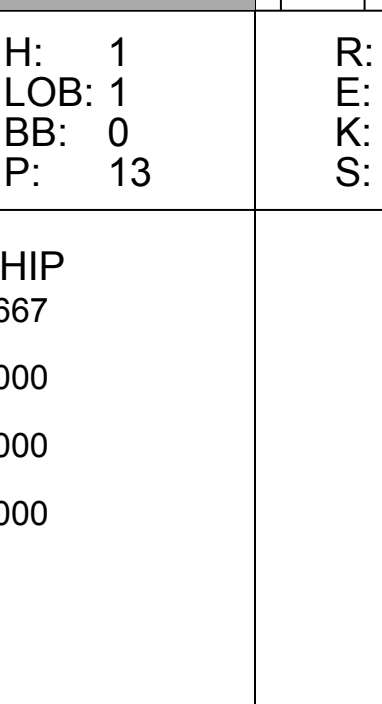
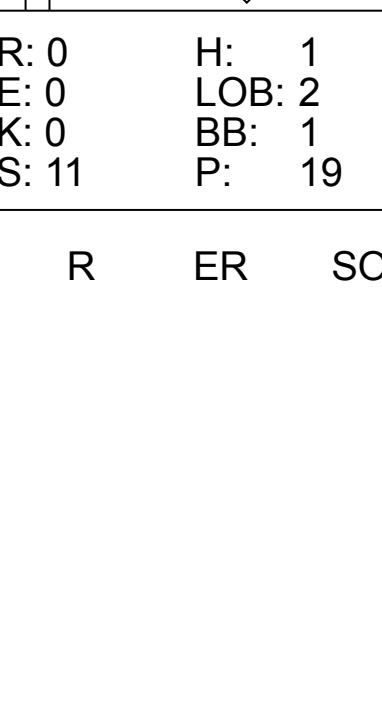


Batter	1	2	3	4	5	6	7	8	9	AB	R	H	RBI	BB	SO	LOB	TOP					
13 Nate McLouth, L OBP: 0.250, SLG: 0.361										4	0	0	0	0	2	3						
2 Jack Wilson, R OBP: 0.400, SLG: 0.603										4	0	3	1	0	0	0						
Jason Bay, R OBP: 0.465, SLG: 0.500										3	0	1	0	0	1	3						
Craig Wilson, R OBP: 0.350, SLG: 0.727										4	0	0	0	0	0	3						
Jeremy Burnitz, L OBP: 0.253, SLG: 0.408										4	0	0	0	0	1	1						
Jose Hernández, R OBP: 0.280, SLG: 0.357										2	0	0	0	0	0	0						
6 Chris Duffy, L OBP: 0.242, SLG: 0.295										8	0	0	0	0	0	0						
34 John Grabow, L OBP: 0.220, SLG: 0.200										1	0	0	0	0	1	0						
Mike Edwards, R										0	0	0	0	0	0	0						
Jose Castillo, R OBP: 0.338, SLG: 0.365										4	1	1	0	0	1	0						
11 Humberto Cota, R OBP: 0.286, SLG: 0.237										3	0	1	0	0	0	1						
2B Paul Maholm, L										1	0	0	0	0	1	1						
12 Freddy Sanchez, R OBP: 0.359, SLG: 0.579										2	1	2	1	0	0	0						
Inning Stats	R: 0 E: 0 K: 1 S: 12	H: 1 LOB: 1 BB: 0 P: 20	R: 0 E: 0 K: 2 S: 8	H: 0 LOB: 0 BB: 14	R: 0 E: 0 K: 2 S: 13	H: 2 LOB: 2 BB: 0 P: 17	R: 0 E: 0 K: 0 S: 9	H: 0 LOB: 0 BB: 0 P: 13	R: 1 E: 0 K: 1 S: 12	H: 3 LOB: 2 BB: 0 P: 16	R: 0 E: 0 K: 0 S: 5	H: 0 LOB: 0 BB: 0 P: 7	R: 0 E: 0 K: 1 S: 5	H: 0 LOB: 0 BB: 0 P: 7	R: 1 E: 0 K: 0 S: 13	H: 2 LOB: 1 BB: 0 P: 18	R: 0 E: 0 K: 1 S: 10	H: 0 LOB: 0 BB: 0 P: 14	1B: 5 2B: 2 3B: 0 HR: 1	SF: 0 SAC: 0 DP: 1 HBP: 1	WP: 0 PB: 0 SB: 0 CS: 0	PA: 34
PITCHER	IP	WLS	BF	H	R	ER	SO	BB	IBB	HBP	BLK	WP	HR	S	P	ERA	WHIP					
44 Roy Oswalt, R ERA: 2.48	(1, 1)	7.0	W	26	6	1	1	7	0	0	1	0	0	64	94	1.29	0.857					
Mike Gallo, L ERA: 11.25	(8, 1)	0.1		3	2	1	1	0	0	0	0	0	1	9	12	27.00	6.000					
Chad Qualls, R ERA: 7.84	(8, 1)	0.2		2	0	0	0	0	0	0	0	0	4	6	0.00	0.000						
Russ Springer, R ERA: 5.06	(9, 1)	1.0		3	0	0	0	1	0	0	0	0	0	10	14	0.00	0.000					

Pittsburgh Pirates @ Houston Astros
Minute Maid Park, Houston, TX
Sun Apr 23 2006, 1:05 PM CDT
Att: 39,074 - Roof Closed - 72 F

AB	33
R	2
H	8
RBI	2
BB	0
SO	8
LOB	12



Batter	1	2	3	4	5	6	7	8	9	AB	R	H	RBI	BB	SO	LOB	BOTTOM					
Craig Biggio, R OBP: 0.400, SLG: 0.609										4	2	4	1	1	0	0						
Willy Taveras, R OBP: 0.342, SLG: 0.338										3	0	0	0	1	0	2						
17 Lance Berkman, S OBP: 0.400, SLG: 0.691										4	1	1	1	0	0	3						
Morgan Ensberg, R OBP: 0.526, SLG: 0.952										4	2	1	2	1	2	2						
16 Jason Lane, R OBP: 0.385, SLG: 0.426										3	2	2	0	1	0	0						
2 Chris Burke, R OBP: 0.455, SLG: 0.750										4	0	3	1	0	0	2						
Brad Ausmus, R OBP: 0.455, SLG: 0.317										2	0	0	1	1	0	2						
28 Adam Everett, R OBP: 0.323, SLG: 0.410										3	0	1	1	1	0	2						
44 Roy Oswalt, R ERA: 7.4	(1, 1)	3.0	L	18	7	5	5	0	4	0	0	0	0	0	0	0						
Ryan Vogelsong, R ERA: 7.71	(4, 1)	3.0		12	3	1	1	1	0	0	0	0	1	22	34	3.00	1.000					
34 John Grabow, L ERA: 6.75	(7, 1)	1.0		5	1	1	1	1	1	0	0	0	0	12	20	9.00	2.000					
Michael Gonzalez, L ERA: 2.57	(8, 1)	1.0		5	1	0	0	0	1	0	0	0	0	11	19	0.00	2.000					
Inning Stats	R: 4 E: 0 K: 0 S: 14	H: 5 LOB: 0 BB: 0 P: 24	R: 0 E: 0 K: 0 S: 4	H: 1 LOB: 1 BB: 1 P: 12	R: 1 E: 0 K: 0 S: 16	H: 1 LOB: 3 BB: 3 P: 35	R: 1 E: 0 K: 1 S: 6	H: 1 LOB: 0 BB: 0 P: 8	R: 0 E: 0 K: 0 S: 8	H: 1 LOB: 1 BB: 0 P: 13	R: 0 E: 0 K: 0 S: 8	H: 1 LOB: 0 BB: 0 P: 13	R: 1 E: 0 K: 1 S: 12	H: 1 LOB: 1 BB: 1 P: 20	R: 0 E: 0 K: 0 S: 11	H: 1 LOB: 2 BB: 1 P: 19	1B: 6 2B: 4 3B: 0 HR: 2	SF: 2 SAC: 1 DP: 1 HBP: 0	WP: 1 PB: 0 SB: 0 CS: 0	PA: 40		
PITCHER	IP	WLS	BF	H	R	ER	SO	BB	IBB	HBP	BLK	WP	HR	S	P	ERA	WHIP					
28 Paul Maholm, L ERA: 7.4	(1, 1)	3.0	L	18	7	5	5	0	4	0	0	0	0	0	0	0						
Ryan Vogelsong, R ERA: 7.71	(4, 1)	3.0		12	3	1	1	1	0	0	0	0	1	22	34	3.00	1.000					
34 John Grabow, L ERA: 6.75	(7, 1)	1.0		5	1	1	1	1	1	0	0	0	0	12	20	9.00	2.000					
Michael Gonzalez, L ERA: 2.57	(8, 1)	1.0		5	1	0	0	0	1	0	0	0	0	11	19	0.00	2.000					

Pittsburgh Pirates @ Houston Astros
Minute Maid Park, Houston, TX
Sun Apr 23 2006, 1:05 PM CDT
Att: 39,074 - Roof Closed - 72 F

AB	31
R	7
H	12
RBI	7
BB	6
SO	2
LOB	17



Batter	1	2	3	4	5	6	7	8	9	AB	R	H	RBI	BB	SO	LOB	TOP							
13 Nate McLouth, L (1, 8) OBP: 0.244, SLG: 0.325	2-2 FC5-4 HBP		2-1 L9	0-0 G3			0-3 K		0-3 K	4	0	0	0	0	2	4								
2 Jack Wilson, R (1, 6) OBP: 0.388, SLG: 0.575	1-0 SAFE F8		2-1 G4-3		2-2 G1-3		1-2 G6-3		1-0 FC6-4 1B	5	0	1	0	0	0	1								
Jason Bay, R (1, 7) OBP: 0.451, SLG: 0.522	1-0 FC5-4 CS			1-1 HR	1-3 K		0-3 K		1-0 FC6-4 1-2	5	1	1	1	0	2	3								
Craig Wilson, R (1, 3) OBP: 0.375, SLG: 0.719	3-2 SAFE CS	1-2 12 2B 1B		0-1 G5-3	4-2 1B BB				1-1 HBP	2	0	1	0	1	0	0								
Jeremy Burnitz, L (1, 9)		0-1 F7		3-2 F8	1-1 1B			1-3 K	1-1 HBP	4	0	1	0	0	1	2								
Joe Randa, R (1, 5)		1-1 F7		0-1 12 1B 1B	2-3 K			0-0 F9		4	1	1	0	0	1	4								
12 Freddy Sanchez, R (1, 4) OBP: 0.372, SLG: 0.595		1-1 2B		1-0 1B 11 1B 1B		3-2 G5-3		1-0 F7		4	0	2	0	0	0	1								
11 Humberto Cota, R (1, 2) OBP: 0.304, SLG: 0.262		3-3 K		1-0 1B		1-1 G4-3			1-1 2 1B 1B	4	0	2	1	0	1	2								
Oliver Pérez, L (1, 1) OBP: 0.167, SLG: 0.167				1-1 G3-1	0-0	1-1 G5-3			2-2 F9	2	0	1	0	0	0	0								
6 Chris Duffy, L (6, PH) OBP: 0.239, SLG: 0.290										1	0	0	0	0	0	0								
55 Matt Capps, R (6, 1) Damaso Marte, L (8, 1) Mike Edwards, R (9, PH) OBP: 0.167, SLG: 0.167					1-2 2-3 1B					1	0	0	0	0	0	0								
Inning Stats	R: 0 E: 0 K: 0 S: 7	H: 0 LOB: 0 BB: 0 P: 13	R: 0 E: 0 K: 1 S: 12	H: 2 LOB: 2 BB: 0 P: 18	R: 0 E: 0 K: 0 S: 6	H: 0 LOB: 0 BB: 0 P: 11	R: 2 E: 0 K: 0 S: 17	H: 5 LOB: 3 BB: 0 P: 23	R: 0 E: 0 K: 2 S: 14	H: 1 LOB: 2 BB: 1 P: 24	R: 0 E: 0 K: 0 S: 9	H: 0 LOB: 0 BB: 0 P: 14	R: 0 E: 0 K: 2 S: 10	H: 0 LOB: 0 BB: 0 P: 11	R: 0 E: 0 K: 1 S: 7	H: 0 LOB: 1 BB: 0 P: 10	R: 0 E: 0 K: 1 S: 10	H: 2 LOB: 2 BB: 0 P: 15	1B: 8 2B: 1 3B: 0 HR: 1	SF: 0 SAC: 0 DP: 0 HBP: 2	WP: 0 PB: 0 SB: 0 CS: 1	PA: 40		
PITCHER	IP WLS BF H R ER SO BB IBB HBP BLK WP HR S P ERA WHIP	6.0 W 27 8 2 2 3 1 0 1 0 0 1 65 103 3.00 1.500	1.0 3 0 0 0 2 0 0 0 0 0 0 0 10 11 0.00 0.000	2.0 9 2 0 0 2 0 0 1 0 0 0 0 17 25 0.00 1.000																				

Pittsburgh Pirates @ St. Louis Cardinals
 Busch Stadium, St. Louis, MO
 Mon Apr 24 2006, 7:10 PM CDT
 Att: 38,953 - Partly Cloudy - 73 F

AB	36
R	2
H	10
RBI	2
BB	1
SO	7
LOB	18




Batter	1	2	3	4	5	6	7	8	9	AB	R	H	RBI	BB	SO	LOB	BOTTOM							
22 David Eckstein, R (1, 6) OBP: 0.384, SLG: 0.408	0-1 15 G3-6 1B	2-1 SAFE SH1-3		3-3 K		1-1 G4-3				3	0	1	1	0	1	1								
15 Jim Edmonds, L (1, 8) OBP: 0.273, SLG: 0.404	0-1 G3-6 1-2	0-0 3-H F7			4-1 5 WP 5 2B BB	1-1 F7				3	1	0	0	1	0	2								
5 Albert Pujols, R (1, 3) OBP: 0.482, SLG: 0.969	0-1 HR		0-1 P3		2-1 4 F8 7 1B 2B	1-3 K				4	2	2	2	0	1	0								
27 Scott Rolen, R (1, 5) OBP: 0.392, SLG: 0.531	0-0 G6-3		0-0 2B		2-3 K		0-1 1B			4	0	2	0	0	1	1								
43 Juan Encarnacion, R (1, 9) OBP: 0.236, SLG: 0.217		0-0 4 BB 7 1B 1B	1-1 L8		1-2 E3 7 1B 1B		1-3 K			4	2	1	0	0	1	2								
4 Yadier Molina, R (1, 2) OBP: 0.182, SLG: 0.219		4-0 7 1B 1B BB	0-0 F7		0-2 F8		0-1 G6-3			3	1	0	0	1	0	3								
7 Hector Luna, R (1, 4) OBP: 0.414, SLG: 0.571		0-1 1B 22 SH1-3 1B		0-0 F7	1-1 1B		1-2 F9			4	1	2	2	0	0	0								
So Taguchi, R (1, 7) OBP: 0.300, SLG: 0.319		1-1 22 SH1-3 1B		3-2 29 SH1-4 1B	0-2 1B		2-3 K			4	0	3	2	0	1	0								
29 Chris Carpenter, R (1, 1) OBP: 0.091, SLG: 0.091		0-3 K		0-0 SH1-4	0-3 K		1-3 K			2	0	0	0	0	2	4								
50 Adam Wainwright, R (7, 1) Josh Hancock, R (8, 1)										0	0	0	0	0	0	0								
Inning Stats	R: 1 E: 0 K: 0 S: 7	H: 2 LOB: 0 BB: 0 P: 7	R: 3 E: 0 K: 1 S: 13	H: 3 LOB: 1 BB: 1 P: 20	R: 0 E: 0 K: 0 S: 6	H: 1 LOB: 1 BB: 0 P: 7	R: 0 E: 0 K: 1 S: 10	H: 1 LOB: 1 BB: 0 P: 16	R: 3 E: 1 K: 2 S: 25	H: 3 LOB: 2 BB: 1 P: 35	R: 0 E: 0 K: 1 S: 8	H: 0 LOB: 0 BB: 0 P: 11	R: 0 E: 0 K: 1 S: 8	H: 1 LOB: 0 BB: 0 P: 9	R: 0 E: 0 K: 2 S: 9	H: 0 LOB: 0 BB: 0 P: 13	1B: 8 2B: 2 3B: 0 HR: 1	SF: 0 SAC: 2 DP: 1 HBP: 0	WP: 1 PB: 0 SB: 0 CS: 0	PA: 36				
PITCHER	IP WLS BF H R ER SO BB IBB HBP BLK WP HR S P ERA WHIP	5.0 L 27 10 7 5 4 2 0 0 0 0 0 16 20 9.00 2.400	2.0 6 1 0 0 2 0 0 0 0 0 0 0 9 13 0.00 0.500	1.0 3 0 0 0 2 0 0 0 0 0 0 0 9 13 0.00 0.000																				

Pittsburgh Pirates @ St. Louis Cardinals
 Busch Stadium, St. Louis, MO
 Mon Apr 24 2006, 7:10 PM CDT
 Att: 38,953 - Partly Cloudy - 73 F

AB	32
R	7
H	11
RBI	7
BB	2
SO	8
LOB	13



Batter	1	2	3	4	5	6	7	8	9	AB	R	H	RBI	BB	SO	LOB	TOP										
6 Chris Duffy, L OBP: 0.239, SLG: 0.277	G3		2-2 1B HBP		2-3 K			0-3 K		3	1	0	0	0	2	0	Pittsburgh Pirates @ St. Louis Cardinals Busch Stadium, St. Louis, MO Tue Apr 25 2006, 7:10 PM CDT Att: 38,809 - Cloudy - 47 F										
2 Jack Wilson, R OBP: 0.381, SLG: 0.558	F8		1-1 1B		0-0 G5-3			2-1 F8		4	0	1	1	0	0	0											
Jason Bay, R OBP: 0.432, SLG: 0.493	F7		1-2 2-3 3-H 1B				1-0 F9		0-0 G5-3	4	0	0	0	0	1	3											
Craig Wilson, R OBP: 0.368, SLG: 0.689		3-2 P5	0-0 1B			3-3 K		1-2 G6-3		4	0	1	2	0	1	0											
Jeremy Burnitz, L OBP: 0.253, SLG: 0.386		2-2 G6-4-3 HBP	0-0 P4			2-1 G4-3		2-2 P1		3	0	0	0	0	0	2											
Joe Randa, R OBP: 0.242, SLG: 0.339		2-1 G6-4-3		2-2 P3			1-2 G6-3		4-2 BB	3	0	0	0	1	0	1											
Jose Castillo, R OBP: 0.324, SLG: 0.348 12 Freddy Sanchez, R (9, PH) OBP: 0.364, SLG: 0.581			0-2 G1-3	0-0 G6-3			3-2 F8		1-1 G3-1	3	0	0	0	0	0	0		AB 30 R 3 H 4 RBI 3 BB 1 SO 4 LOB 8									
26 Ronny Paulino, R OBP: 0.429, SLG: 0.385			1-2 HBP 2 1B SH	3-1 L9			2-1 1B			3	1	2	0	0	0	0											
Victor Santos, R OBP: 0.143, SLG: 0.143 16 Salomon Torres, R OBP: 0.417, SLG: 0.500 13 Nate McLouth, L OBP: 0.238, SLG: 0.317 Roberto Hernandez, R OBP: 0.227, SLG: 0.500			0-1 SH		2-2 G5-3		2-1 L6			1	1	0	0	0	0	0											
Inning Stats	R: 0 E: 0 K: 0 S: 13	H: 0 LOB: 0 BB: 0 P: 18	R: 0 E: 0 K: 0 S: 9	H: 0 LOB: 0 BB: 0 P: 16	R: 3 E: 1 K: 1 S: 18	H: 3 LOB: 2 BB: 0 P: 23	R: 0 E: 0 K: 0 S: 7	H: 0 LOB: 0 BB: 0 P: 12	R: 0 E: 0 K: 1 S: 7	H: 0 LOB: 0 BB: 0 P: 11	R: 0 E: 0 K: 1 S: 7	H: 0 LOB: 0 BB: 0 P: 13	R: 0 E: 0 K: 1 S: 10	H: 1 LOB: 1 BB: 0 P: 18	R: 0 E: 0 K: 0 S: 10	H: 0 LOB: 0 BB: 0 P: 12			R: 0 E: 0 K: 0 S: 11	H: 0 LOB: 1 BB: 1 P: 19	1B: 4 2B: 0 3B: 0 HR: 0	SF: 0 SAC: 1 DP: 1 HBP: 2	WP: 0 PB: 0 SB: 0 CS: 0	PA: 34			
PITCHER	IP	WLS	BF	H	R	ER	SO	BB	IBB	HBP	BLK	WP	HR	S	P	ERA	WHIP										
Jeff Suppan, R ERA: 5.85	7.0	W	27	4	3	0	3	0	0	2	0	0	0	71	111	0.00	0.571										
41 Braden Looper, R ERA: 1.74	1.0	H	3	0	0	0	1	0	0	0	0	0	0	10	12	0.00	0.000										
44 Jason Istringhausen, R ERA: 6.43	1.0	S	4	0	0	0	0	1	0	0	0	0	0	11	19	0.00	1.000										

Batter	1	2	3	4	5	6	7	8	9	AB	R	H	RBI	BB	SO	LOB	BOTTOM										
22 David Eckstein, R OBP: 0.385, SLG: 0.407	K			G6-3				1-0 F7		5	0	2	0	0	1	1	Pittsburgh Pirates @ St. Louis Cardinals Busch Stadium, St. Louis, MO Tue Apr 25 2006, 7:10 PM CDT Att: 38,809 - Cloudy - 47 F										
7 Hector Luna, R OBP: 0.455, SLG: 0.594	5 F 15 1B	1-1 PO	1-2 15 CS			2-3 K	0-0 1B			4	1	3	0	0	1	0											
5 Albert Pujols, R OBP: 0.483, SLG: 0.940	15 1B 43 2B		1-1 P5			2-2 43 3B	0-1 1B			3	2	1	0	1	0	4											
15 Jim Edmonds, L OBP: 0.300, SLG: 0.417	43 2B		1-1 43 HR			2-1 F7	0-1 43 G5-4-3			3	1	2	1	1	0	1											
43 Juan Encarnacion, R OBP: 0.263, SLG: 0.329			3-2 1-3 3-H			1-1 3B	0-1 G5-4-3			4	1	3	4	0	0	1											
26 Scott Spiezio, S OBP: 0.227, SLG: 0.500	K		0-0 L4			3-1 F9	1-2 HR			4	1	1	1	0	1	3											
Gary Bennett, R OBP: 0.333, SLG: 0.429	G5-3			4-1 G4-3 BB		2-1 G3-1	0-1 G1-3			3	0	0	0	1	0	2											
So Taguchi, R OBP: 0.278, SLG: 0.294		0-2 G6-3		1-2 G4-3		0-0 G5-3		2-2 G5-3		4	0	0	0	0	0	1											
Jeff Suppan, R ERA: 6.48 41 Braden Looper, R ERA: 2.81 53 John Rodriguez, L OBP: 0.217, SLG: 0.500 44 Jason Istringhausen, R ERA: 2.61		1-2 G6-3		0-0 G1-3		0-3 K	1-0 L8			3	0	0	0	0	1	1		AB 34 R 6 H 12 RBI 6 BB 3 SO 4 LOB 14									
Inning Stats	R: 2 E: 0 K: 2 S: 14	H: 3 LOB: 2 BB: 1 P: 26	R: 0 E: 0 K: 0 S: 9	H: 1 LOB: 0 BB: 0 P: 11	R: 2 E: 0 K: 0 S: 9	H: 2 LOB: 0 BB: 1 P: 18	R: 0 E: 0 K: 0 S: 8	H: 0 LOB: 1 BB: 1 P: 15	R: 1 E: 0 K: 1 S: 14	H: 2 LOB: 1 BB: 0 P: 24	R: 0 E: 0 K: 1 S: 10	H: 2 LOB: 3 BB: 0 P: 13	R: 1 E: 0 K: 0 S: 10	H: 2 LOB: 0 BB: 0 P: 11	R: 0 E: 0 K: 0 S: 7	H: 0 LOB: 0 BB: 0 P: 11		1B: 8 2B: 1 3B: 1 HR: 2	SF: 0 SAC: 0 DP: 1 HBP: 0	WP: 0 PB: 1 SB: 1 CS: 1	PA: 38						
PITCHER	IP	WLS	BF	H	R	ER	SO	BB	IBB	HBP	BLK	WP	HR	S	P	ERA	WHIP										
Victor Santos, R	5.0	L	24	8	5	5	3	2	1	0	0	0	0	54	94	9.00	2.000										
16 Salomon Torres, R ERA: 2.81	1.0		6	2	0	0	1	0	0	0	0	0	0	10	13	0.00	2.000										
Roberto Hernandez, R ERA: 2.61	2.0		7	2	1	1	0	0	0	0	0	0	1	17	22	4.50	1.000										

Batter	1	2	3	4	5	6	7	8	9	AB	R	H	RBI	BB	SO	LOB	TOP					
6 Chris Duffy, L OBP: 0.253, SLG: 0.279	1-2 SH2-3 1B		2-1 G1-3		4-2 FC6-4 BB			0-1 G3		3	0	1	0	1	0	0	Pittsburgh Pirates @ St. Louis Cardinals Busch Stadium, St. Louis, MO Wed Apr 26 2006, 12:10 PM CDT Att: 38,728 - Partly Cloudy - 54 F					
2 Jack Wilson, R OBP: 0.379, SLG: 0.544	0-0 SH2-3			0-1 F9	1-0 FC6-4			4-1 BB		2	0	0	0	1	0	2						
Jason Bay, R OBP: 0.434, SLG: 0.480	4-2 G6-4-3 BB			4-2 HR BB		0-0 L7		3-2 F7		2	1	0	0	2	0	1						
Craig Wilson, R OBP: 0.375, SLG: 0.719	1-1 G6-4-3			0-1 1-H HR		4-2 G6-4-3 BB		2-3 K		3	1	1	2	1	1	2						
Joe Randa, R OBP: 0.242, SLG: 0.333		1-1 P4		0-0 G6-4-3 1B		3-1 G6-4-3		3-2 G6-3		4	0	1	0	0	0	1						
José Hernández, R OBP: 0.250, SLG: 0.318 Roberto Hernandez, R		1-0 G5-3		0-1 G6-4-3			1-1 G6-3		1-1 HR	4	1	1	1	0	0	1						
Jose Castillo, R OBP: 0.321, SLG: 0.343		1-0 F9			0-3 K2-3		0-0 26 G4-6-3 1B		2-2 F9	4	0	1	0	0	1	0						
26 Ronny Paulino, R OBP: 0.412, SLG: 0.375			2-1 F8		3-2 57 SH3-4 1B		1-0 G4-6-3			3	0	1	0	0	0	1						
57 Zach Duke, L OBP: 0.143, SLG: 0.143 16 Salomon Torres, R			1-2 G3-1		0-0 SH3-4			1-0 P3		1	0	0	0	0	0	0						
12 Freddy Sanchez, R OBP: 0.356, SLG: 0.568 55 Matt Capps, R					1-2					0	0	0	0	0	0	0						
13 Nate McLouth, L OBP: 0.238, SLG: 0.317										0	0	0	0	0	0	0						
Inning Stats	R: 0 E: 0 K: 0 S: 9	H: 1 LOB: 1 BB: 1 P: 15	R: 0 E: 0 K: 0 S: 4	H: 0 LOB: 0 BB: 0 P: 7	R: 0 E: 0 K: 0 S: 7	H: 0 LOB: 0 BB: 0 P: 12	R: 2 E: 0 K: 0 S: 10	H: 2 LOB: 0 BB: 1 P: 14	R: 0 E: 0 K: 1 S: 11	H: 1 LOB: 0 BB: 1 P: 19	R: 0 E: 0 K: 0 S: 5	H: 0 LOB: 0 BB: 1 P: 12	R: 0 E: 0 K: 0 S: 4	H: 1 LOB: 0 BB: 0 P: 6	R: 0 E: 0 K: 0 S: 7	H: 0 LOB: 1 BB: 1 P: 15	R: 1 E: 0 K: 1 S: 12	H: 1 LOB: 0 BB: 0 P: 20	1B: 4 2B: 0 3B: 0 HR: 2	SF: 0 SAC: 2 DP: 4 HBP: 0	WP: 0 PB: 0 SB: 0 CS: 0	PA: 34
PITCHER	IP WLS BF H R ER SO BB IBB HBP BLK WP HR S P ERA WHIP																					
30 Mark Mulder, L ERA: 3.53	(1, 1) 7.2 29 5 2 2 1 5 0 0 0 0 0 1 54 94 2.35 1.304																					
41 Braden Looper, R ERA: 1.69	(8, 1) 0.1 H 1 0 0 0 0 0 0 0 0 0 0 0 3 6 0.00 0.000																					
44 Jason Isringhausen, R ERA: 6.75	(9, 1) 1.0 W 4 1 1 1 1 1 0 0 0 0 0 0 0 1 12 20 9.00 1.000																					

Batter	1	2	3	4	5	6	7	8	9	AB	R	H	RBI	BB	SO	LOB	BOTTOM			
22 David Eckstein, R OBP: 0.396, SLG: 0.424	4-0 26 1B BB	1-1 G3-1			3-2 7 G6-3 43 SF8 2B	3-2 G6-3		1-2 5 1B		4	3	2	0	1	0	3	Pittsburgh Pirates @ St. Louis Cardinals Busch Stadium, St. Louis, MO Wed Apr 26 2006, 12:10 PM CDT Att: 38,728 - Partly Cloudy - 54 F			
7 Hector Luna, R OBP: 0.447, SLG: 0.568	2-1 G2-3		2-1 5 G6-4-3 1B		2-1 G6-3		1-3 K	2-2 5 1B		5	0	2	0	0	1	2				
5 Albert Pujols, R OBP: 0.500, SLG: 0.929	4-0 26 1B IBB		1-1 G6-4-3		4-0 IBB		1-2 26 PB 1B	2-2 1-2 2-H 1B		3	0	2	1	2	0	1				
43 Juan Encarnacion, R OBP: 0.250, SLG: 0.316	2-2 K		3-2 G5-3		0-0 SF8		1-0 P6			3	0	0	1	0	1	3				
26 Scott Spiezio, S OBP: 0.269, SLG: 0.500	1-0 1-3 2-H 1B			3-2 4 G5-3 1B	0-0 F8		3-3 K			4	0	2	1	0	1	2				
So Taguchi, R OBP: 0.310, SLG: 0.315		0-1 4 S 1B		2-0 4 G5-3 1B		4-2 30 SH5-3 4 1B BB		0-3 K		3	1	2	0	1	1	0				
4 Yadier Molina, R OBP: 0.186, SLG: 0.221		2-3 K		0-1 G5-3		0-0 30 SH5-3 1B		1-2 F8		4	0	1	0	0	1	3				
Aaron Miles, S OBP: 0.429, SLG: 0.435		0-0 30 SH1-3 1B		4-1 IBB		2-2 F9		1-0 F7		3	0	1	1	1	0	2				
30 Mark Mulder, L ERA: 4.5 41 Braden Looper, R	(1, 1) 6.0 28 3 3 3 2 2 3 0 0 0 0 0 0 0 11 17 0.00 1.000																			
44 Jason Isringhausen, R ERA: 4.38 53 John Rodriguez, L OBP: 0.400, SLG: 0.476	(8, 1) 1.0 3 0 0 0 1 0 0 0 0 0 0 0 7 9 0.00 0.000																			
(9, PH) 0.1 L 4 3 1 1 1 1 0 0 0 0 0 0 0 0 14 20 27.00 9.000																				
Inning Stats	R: 1 E: 0 K: 1 S: 8	H: 1 LOB: 2 BB: 2 P: 21	R: 1 E: 0 K: 1 S: 9	H: 2 LOB: 1 BB: 0 P: 12	R: 0 E: 0 K: 0 S: 9	H: 1 LOB: 0 BB: 0 P: 15	R: 0 E: 0 K: 0 S: 8	H: 2 LOB: 2 BB: 1 P: 19	R: 1 E: 0 K: 0 S: 7	H: 1 LOB: 1 BB: 1 P: 16	R: 0 E: 0 K: 2 S: 11	H: 1 LOB: 1 BB: 1 P: 17	R: 0 E: 0 K: 1 S: 7	H: 0 LOB: 0 BB: 0 P: 9	R: 1 E: 0 K: 1 S: 14	H: 3 LOB: 2 BB: 0 P: 20	1B: 11 2B: 1 3B: 0 HR: 0	SF: 1 SAC: 2 DP: 2 HBP: 0	WP: 0 PB: 1 SB: 1 CS: 0	PA: 39
PITCHER	IP WLS BF H R ER SO BB IBB HBP BLK WP HR S P ERA WHIP																			
57 Zach Duke, L ERA: 2.65	(7, 1) 1.0 4 1 0 0 2 0 0 0 0 0 0 0 11 17 0.00 1.000																			
55 Matt Capps, R ERA: 4.38	(8, 1) 1.0 3 0 0 0 1 0 0 0 0 0 0 0 7 9 0.00 0.000																			
Roberto Hernandez, R ERA: 3.38	(9, 1) 0.1 L 4 3 1 1 1 1 0 0 0 0 0 0 0 0 14 20 27.00 9.000																			



Batter	1	2	3	4	5	6	7	8	9	AB	R	H	RBI	BB	SO	LOB	TOP								
11 Jimmy Rollins, S OBP: 0.316, SLG: 0.378	F8		L9			S		CS		4	0	2	0	0	0	0	Philadelphia Phillies @ Pittsburgh Pirates PNC Park, Pittsburgh, PA Fri Apr 28 2006, 7:05 PM EDT Att: 30,568 - Clear - 61 F								
26 Chase Utley, L OBP: 0.337, SLG: 0.506	P5			G6-3		L7		K		4	0	0	0	0	1	2									
Bobby Abreu, L OBP: 0.444, SLG: 0.568	F8							K		3	0	1	0	1	1	1									
Pat Burrell, R OBP: 0.379, SLG: 0.568		G5-3		K		K		K		4	0	0	0	0	3	3									
6 Ryan Howard, L OBP: 0.411, SLG: 0.526		K		K				G3-1		4	1	1	0	0	2	1									
Aaron Rowand, R OBP: 0.356, SLG: 0.422										3	0	2	0	1	0	1									
David Bell, R OBP: 0.288, SLG: 0.429										3	0	0	0	0	1	3									
Mike Lieberthal, R OBP: 0.321, SLG: 0.412										3	0	0	1	0	1	2									
39 Brett Myers, R Geoff Geary, R OBP: 0.500, SLG: 1.000										3	0	0	0	0	1	1									
										0	0	0	0	0	0	0									
Inning Stats	R: 0 E: 0 K: 0 S: 6	H: 0 LOB: 0 BB: 0 P: 10	R: 0 E: 0 K: 2 S: 11	H: 1 LOB: 1 BB: 0 P: 16	R: 0 E: 0 K: 2 S: 9	H: 0 LOB: 0 BB: 0 P: 14	R: 0 E: 0 K: 2 S: 11	H: 1 LOB: 1 BB: 0 P: 14	R: 0 E: 0 K: 1 S: 14	H: 1 LOB: 0 BB: 0 P: 8	R: 0 E: 0 K: 1 S: 14	H: 1 LOB: 2 BB: 1 P: 22	R: 1 E: 1 K: 0 S: 12	H: 1 LOB: 1 BB: 0 P: 17	R: 0 E: 0 K: 2 S: 9	H: 1 LOB: 0 BB: 0 P: 14	R: 0 E: 0 K: 1 S: 8	H: 0 LOB: 1 BB: 1 P: 18	1B: 5 2B: 1 3B: 0 HR: 0	SF: 0 SAC: 1 DP: 1 HBP: 0	WP: 0 PB: 0 SB: 2 CS: 1	PA: 34			
PITCHER	IP WLS BF H R ER SO BB IBB HBP BLK WP HR S P ERA WHIP	IP WLS BF H R ER SO BB IBB HBP BLK WP HR S P ERA WHIP	IP WLS BF H R ER SO BB IBB HBP BLK WP HR S P ERA WHIP	IP WLS BF H R ER SO BB IBB HBP BLK WP HR S P ERA WHIP	IP WLS BF H R ER SO BB IBB HBP BLK WP HR S P ERA WHIP	IP WLS BF H R ER SO BB IBB HBP BLK WP HR S P ERA WHIP	IP WLS BF H R ER SO BB IBB HBP BLK WP HR S P ERA WHIP	IP WLS BF H R ER SO BB IBB HBP BLK WP HR S P ERA WHIP	IP WLS BF H R ER SO BB IBB HBP BLK WP HR S P ERA WHIP	IP WLS BF H R ER SO BB IBB HBP BLK WP HR S P ERA WHIP	IP WLS BF H R ER SO BB IBB HBP BLK WP HR S P ERA WHIP	IP WLS BF H R ER SO BB IBB HBP BLK WP HR S P ERA WHIP	IP WLS BF H R ER SO BB IBB HBP BLK WP HR S P ERA WHIP	IP WLS BF H R ER SO BB IBB HBP BLK WP HR S P ERA WHIP	IP WLS BF H R ER SO BB IBB HBP BLK WP HR S P ERA WHIP	IP WLS BF H R ER SO BB IBB HBP BLK WP HR S P ERA WHIP	IP WLS BF H R ER SO BB IBB HBP BLK WP HR S P ERA WHIP	IP WLS BF H R ER SO BB IBB HBP BLK WP HR S P ERA WHIP	IP WLS BF H R ER SO BB IBB HBP BLK WP HR S P ERA WHIP	IP WLS BF H R ER SO BB IBB HBP BLK WP HR S P ERA WHIP	IP WLS BF H R ER SO BB IBB HBP BLK WP HR S P ERA WHIP	IP WLS BF H R ER SO BB IBB HBP BLK WP HR S P ERA WHIP	IP WLS BF H R ER SO BB IBB HBP BLK WP HR S P ERA WHIP	IP WLS BF H R ER SO BB IBB HBP BLK WP HR S P ERA WHIP	IP WLS BF H R ER SO BB IBB HBP BLK WP HR S P ERA WHIP

AB 31
R 1
H 6
RBI 1
BB 2
SO 10
LOB 14



Batter	1	2	3	4	5	6	7	8	9	AB	R	H	RBI	BB	SO	LOB	BOTTOM								
6 Chris Duffy, L OBP: 0.266, SLG: 0.306			K							4	1	2	0	0	2	0	Philadelphia Phillies @ Pittsburgh Pirates PNC Park, Pittsburgh, PA Fri Apr 28 2006, 7:05 PM EDT Att: 30,568 - Clear - 61 F								
2 Jack Wilson, R OBP: 0.396, SLG: 0.561										3	1	2	1	1	0	0									
Jason Bay, R OBP: 0.437, SLG: 0.494										4	1	2	1	0	1	3									
Jeromy Burnitz, L OBP: 0.253, SLG: 0.372										3	0	0	0	1	0	3									
Craig Wilson, R OBP: 0.382, SLG: 0.721										4	0	2	1	0	1	2									
Joe Randa, R OBP: 0.271, SLG: 0.348										3	0	2	0	1	1	1									
Jose Castillo, R OBP: 0.305, SLG: 0.324										4	0	0	0	0	3	5									
26 Ronny Paulino, R OBP: 0.333, SLG: 0.300										4	0	0	0	0	0	2									
45 Ian Snell, R 13 Nate McLouth, L Damaso Marte, L Michael Gonzalez, R										2	0	0	0	0	1	0									
										1	0	0	0	0	0	0									
										0	0	0	0	0	0	0									
Inning Stats	R: 0 E: 0 K: 1 S: 16	H: 1 LOB: 1 BB: 1 P: 23	R: 0 E: 0 K: 2 S: 9	H: 1 LOB: 1 BB: 0 P: 12	R: 0 E: 0 K: 2 S: 12	H: 1 LOB: 1 BB: 0 P: 17	R: 0 E: 0 K: 1 S: 9	H: 1 LOB: 1 BB: 0 P: 13	R: 0 E: 0 K: 1 S: 6	H: 0 LOB: 0 BB: 0 P: 10	R: 1 E: 0 K: 0 S: 8	H: 2 LOB: 2 BB: 1 P: 14	R: 2 E: 0 K: 1 S: 18	H: 3 LOB: 2 BB: 1 P: 31	R: 0 E: 0 K: 1 S: 10	H: 1 LOB: 0 BB: 0 P: 13	1B: 6 2B: 5 3B: 0 HR: 0	SF: 0 SAC: 0 DP: 2 HBP: 0	WP: 0 PB: 1 SB: 1 CS: 0	PA: 35					
PITCHER	IP WLS BF H R ER SO BB IBB HBP BLK WP HR S P ERA WHIP	IP WLS BF H R ER SO BB IBB HBP BLK WP HR S P ERA WHIP	IP WLS BF H R ER SO BB IBB HBP BLK WP HR S P ERA WHIP	IP WLS BF H R ER SO BB IBB HBP BLK WP HR S P ERA WHIP	IP WLS BF H R ER SO BB IBB HBP BLK WP HR S P ERA WHIP	IP WLS BF H R ER SO BB IBB HBP BLK WP HR S P ERA WHIP	IP WLS BF H R ER SO BB IBB HBP BLK WP HR S P ERA WHIP	IP WLS BF H R ER SO BB IBB HBP BLK WP HR S P ERA WHIP	IP WLS BF H R ER SO BB IBB HBP BLK WP HR S P ERA WHIP	IP WLS BF H R ER SO BB IBB HBP BLK WP HR S P ERA WHIP	IP WLS BF H R ER SO BB IBB HBP BLK WP HR S P ERA WHIP	IP WLS BF H R ER SO BB IBB HBP BLK WP HR S P ERA WHIP	IP WLS BF H R ER SO BB IBB HBP BLK WP HR S P ERA WHIP	IP WLS BF H R ER SO BB IBB HBP BLK WP HR S P ERA WHIP	IP WLS BF H R ER SO BB IBB HBP BLK WP HR S P ERA WHIP	IP WLS BF H R ER SO BB IBB HBP BLK WP HR S P ERA WHIP	IP WLS BF H R ER SO BB IBB HBP BLK WP HR S P ERA WHIP	IP WLS BF H R ER SO BB IBB HBP BLK WP HR S P ERA WHIP	IP WLS BF H R ER SO BB IBB HBP BLK WP HR S P ERA WHIP	IP WLS BF H R ER SO BB IBB HBP BLK WP HR S P ERA WHIP	IP WLS BF H R ER SO BB IBB HBP BLK WP HR S P ERA WHIP	IP WLS BF H R ER SO BB IBB HBP BLK WP HR S P ERA WHIP	IP WLS BF H R ER SO BB IBB HBP BLK WP HR S P ERA WHIP	IP WLS BF H R ER SO BB IBB HBP BLK WP HR S P ERA WHIP	IP WLS BF H R ER SO BB IBB HBP BLK WP HR S P ERA WHIP

AB 32
R 3
H 10
RBI 3
BB 3
SO 9
LOB 16



Batter	1	2	3	4	5	6	7	8	9	AB	R	H	RBI	BB	SO	LOB	TOP								
11 Jimmy Rollins, S OBP: 0.304, SLG: 0.362	G6-3		K		F7			K		4	0	0	0	0	2	1	Philadelphia Phillies @ Pittsburgh Pirates PNC Park, Pittsburgh, PA Sat Apr 29 2006, 7:05 PM EDT Att: 33,944 - Clear - 68 F								
26 Chase Utley, L OBP: 0.333, SLG: 0.494	G3				G1-6-3 1B	G4-3		G4-3		4	0	1	0	0	0	0									
Aaron Rowand, R OBP: 0.351, SLG: 0.448	L4				G1-6-3 1-2f	K		HR		4	1	1	1	0	1	1									
Bobby Abreu, L OBP: 0.447, SLG: 0.571		G1-3			PB 1B BB			F8		3	1	1	0	1	0	0									
Pat Burrell, R OBP: 0.396, SLG: 0.566		G6-3			6B 1B			BB BB		2	0	1	1	2	0	0									
8 Shane Victorino, S (9, PR) OBP: 0.235, SLG: 0.250		G6-3			1-H 1B			BB BB		0	0	0	0	0	0	0									
6 Ryan Howard, L OBP: 0.404, SLG: 0.512					FC6-4 1B			K		4	0	1	0	0	2	3									
David Bell, R OBP: 0.286, SLG: 0.411					G5-3	FC6-4 1-2f		F8		3	0	0	0	1	0	2									
Mike Lieberthal, R OBP: 0.321, SLG: 0.407					G5-3			G6-4-3 1B		3	0	1	0	0	1	0									
David Dellucci, L (9, PH) OBP: 0.220, SLG: 0.200								BB		0	0	0	0	1	0	0									
Cory Lidle, R OBP: 0.222, SLG: 0.375								BB		2	0	1	0	0	0	0									
Abraham Nunez, S (7, PH) OBP: 0.185, SLG: 0.192								BB		1	0	0	0	0	0	1									
Rheal Cormier, L (7, 1)										0	0	0	0	0	0	0									
Geoff Geary, R OBP: 0.500, SLG: 1.000										0	0	0	0	0	0	0									
Alex Gonzalez, R (9, PH) OBP: 0.125, SLG: 0.067								BB		1	0	0	0	0	0	3									
Inning Stats	R: 0 E: 0 K: 0 S: 6	H: 0 LOB: 0 BB: 0 P: 10	R: 0 E: 0 K: 1 S: 7	H: 0 LOB: 0 BB: 0 P: 11	R: 0 E: 0 K: 1 S: 8	H: 1 LOB: 1 BB: 0 P: 12	R: 1 E: 0 K: 0 S: 11	H: 3 LOB: 2 BB: 1 P: 23	R: 0 E: 0 K: 1 S: 8	H: 0 LOB: 0 BB: 0 P: 10	R: 0 E: 0 K: 1 S: 10	H: 1 LOB: 2 BB: 0 P: 19	R: 0 E: 0 K: 0 S: 6	H: 1 LOB: 0 BB: 0 P: 11	R: 1 E: 0 K: 1 S: 12	H: 1 LOB: 0 BB: 0 P: 18	R: 0 E: 0 K: 1 S: 9	H: 0 LOB: 2 BB: 3 P: 25	1B: 4 2B: 1 3B: 1 HR: 1	SF: 0 SAC: 0 DP: 3 HBP: 0	WP: 0 PB: 1 SB: 0 CS: 0	PA: 36			
PITCHER	IP	WLS	BF	H	R	ER	SO	BB	IBB	HBP	BLK	WP	HR	S	P	ERA	WHIP								
28 Paul Maholm, L ERA: 2.88	7.0	W	27	6	1	1	4	2	0	0	0	0	0	56	96	1.29	1.143								
Damaso Marte, L ERA: 2.45	0.2	H	2	0	0	0	1	0	0	0	0	0	0	8	12	0.00	0.000								
16 Salomon Torres, R ERA: 3.12	0.1	H	2	1	1	1	0	0	0	0	0	0	1	4	6	27.00	3.000								
Michael Gonzalez, L ERA: 2.16	0.1	H	3	0	0	0	1	2	0	0	0	0	0	6	15	0.00	6.000								
Roberto Hernandez, R ERA: 3.18	0.2	S	2	0	0	0	0	1	0	0	0	0	0	3	10	0.00	1.500								

Batter	1	2	3	4	5	6	7	8	9	AB	R	H	RBI	BB	SO	LOB	BOTTOM								
6 Chris Duffy, L OBP: 0.265, SLG: 0.303	F8		2H 1B			G1-3		G5-3		4	0	1	1	0	0	0	Philadelphia Phillies @ Pittsburgh Pirates PNC Park, Pittsburgh, PA Sat Apr 29 2006, 7:05 PM EDT Att: 33,944 - Clear - 68 F								
2 Jack Wilson, R OBP: 0.383, SLG: 0.541	F8				G6-3			K		3	0	0	0	0	1	0									
Jason Bay, R OBP: 0.434, SLG: 0.500	F8				HR 2B			G5-3		3	1	1	0	0	0	0									
Jeremy Burnitz, L OBP: 0.266, SLG: 0.416					P6 HR			G5-3 1B		3	1	2	2	0	0	0									
Craig Wilson, R OBP: 0.367, SLG: 0.690					P6			P6		3	0	0	0	0	1	1									
Joe Randa, R OBP: 0.280, SLG: 0.333					F7			K		3	0	0	0	0	1	1									
26 Ronny Paulino, R OBP: 0.333, SLG: 0.304					E5 6 1B 1B			P4		3	1	1	0	0	0	1									
Jose Castillo, R OBP: 0.294, SLG: 0.312					K			G6-3		3	0	0	0	0	1	1									
28 Paul Maholm, L Damaso Marte, L 16 Salomon Torres, R 13 Nate McLouth, L Michael Gonzalez, R Roberto Hernandez, R					K			K		2	0	0	0	0	2	1									
Inning Stats	R: 0 E: 0 K: 0 S: 11	H: 0 LOB: 0 BB: 0 P: 16	R: 0 E: 0 K: 0 S: 9	H: 0 LOB: 0 BB: 0 P: 11	R: 1 E: 1 K: 2 S: 9	H: 2 LOB: 1 BB: 0 P: 13	R: 2 E: 0 K: 2 S: 9	H: 2 LOB: 0 BB: 0 P: 12	R: 0 E: 0 K: 1 S: 6	H: 0 LOB: 0 BB: 0 P: 9	R: 0 E: 0 K: 1 S: 9	H: 1 LOB: 1 BB: 0 P: 13	R: 0 E: 0 K: 0 S: 7	H: 1 LOB: 1 BB: 0 P: 11	R: 0 E: 0 K: 0 S: 8	H: 0 LOB: 0 BB: 0 P: 8		1B: 3 2B: 1 3B: 0 HR: 1	SF: 0 SAC: 0 DP: 0 HBP: 0	WP: 0 PB: 0 SB: 0 CS: 0	PA: 28				
PITCHER	IP	WLS	BF	H	R	ER	SO	BB	IBB	HBP	BLK	WP	HR	S	P	ERA	WHIP								
Cory Lidle, R ERA: 4.4	6.0	L	21	4	3	2	6	4	3	2	6	0	0	7	11	0.00	1.000								
Rheal Cormier, L ERA	1.0		4	1	0	0	0	0	0	0	0	0	0	7	11	0.00	1.000								
Geoff Geary, R ERA: 5.79	1.0		3	0	0	0	0	0	0	0	0	0	0	8	8	0.00	0.000								



Batter	1	2	3	4	5	6	7	8	9	AB	R	H	RBI	BB	SO	LOB	TOP					
13 Nate McLouth, L OBP: 0.231, SLG: 0.265										3	0	0	0	0	2	1	Pittsburgh Pirates @ Chicago Cubs Wrigley Field, Chicago, IL Mon May 01 2006, 7:05 PM CDT Att: 36,602 - Cloudy - 57 F					
12 Freddy Sanchez, R (8, PH) OBP: 0.340, SLG: 0.531										4	1	1	0	0	1	2						
34 John Grabow, L OBP: 0.297, SLG: 0.286										4	0	1	0	0	0	0						
16 Salomon Torres, R OBP: 0.297, SLG: 0.286										3	0	1	0	1	0	2						
Damaso Marte, L OBP: 0.273, SLG: 0.475										4	0	0	1	0	0	3						
2 Jack Wilson, R OBP: 0.379, SLG: 0.548										3	0	0	0	0	0	2						
Jason Bay, R OBP: 0.439, SLG: 0.483										3	0	0	0	0	0	2						
Craig Wilson, R OBP: 0.356, SLG: 0.654										2	0	0	0	1	0	0						
Joe Randa, R OBP: 0.247, SLG: 0.312										3	0	1	0	0	0	0						
Jeremy Burnitz, L OBP: 0.257, SLG: 0.396										3	0	1	0	0	0	0						
26 Ronny Paulino, R OBP: 0.333, SLG: 0.280										2	0	0	0	0	1	0						
Jose Castillo, R OBP: 0.295, SLG: 0.313										1	0	0	0	0	1	2						
Victor Santos, R OBP: 0.111, SLG: 0.111										2	0	0	0	0	1	0						
6 Chris Duffy, L OBP: 0.262, SLG: 0.299										1	0	0	0	0	1	2						
Inning Stats	R: 0 E: 0 K: 1 S: 7	H: 0 LOB: 0 BB: 0 P: 11	R: 0 E: 0 K: 0 S: 6	H: 1 LOB: 0 BB: 0 P: 8	R: 0 E: 0 K: 1 S: 8	H: 0 LOB: 1 BB: 0 P: 13	R: 0 E: 0 K: 1 S: 7	H: 0 LOB: 0 BB: 0 P: 10	R: 0 E: 0 K: 0 S: 5	H: 0 LOB: 0 BB: 0 P: 7	R: 0 E: 0 K: 1 S: 6	H: 0 LOB: 0 BB: 0 P: 8	R: 1 E: 0 K: 0 S: 11	H: 2 LOB: 1 BB: 0 P: 19	R: 0 E: 0 K: 1 S: 11	H: 1 LOB: 2 BB: 1 P: 20	R: 0 E: 0 K: 0 S: 10	H: 0 LOB: 0 BB: 1 P: 17	1B: 3 2B: 2 3B: 0 HR: 0	SF: 0 SAC: 0 DP: 2 HBP: 0	WP: 0 PB: 0 SB: 0 CS: 0	PA: 32
PITCHER	IP	WLS	BF	H	R	ER	SO	BB	IBB	HBP	BLK	WP	HR	S	P	ERA	WHIP					
45 Sean Marshall, L ERA: 3.45	7.1		27	4	1	1	5	1	0	0	0	0	0	57	91	1.23	0.682					
Bob Howry, R ERA: 1.5	0.2	W	2	0	0	0	0	0	0	0	0	0	0	4	5	0.00	0.000					
46 Ryan Dempster, R ERA: 1.29	1.0	S	3	0	0	0	0	1	0	0	0	0	0	10	17	0.00	1.000					


Batter	1	2	3	4	5	6	7	8	9	AB	R	H	RBI	BB	SO	LOB	BOTTOM					
Juan Pierre, L OBP: 0.287, SLG: 0.330										4	1	1	0	0	0	0	Pittsburgh Pirates @ Chicago Cubs Wrigley Field, Chicago, IL Mon May 01 2006, 7:05 PM CDT Att: 36,602 - Cloudy - 57 F					
5 Ronny Cedeno, R OBP: 0.341, SLG: 0.469									3	0	1	0	0	0	0							
Todd Walker, L OBP: 0.439, SLG: 0.500									3	0	1	0	1	1	1							
Jerry Hairston, R OBP: 0.297, SLG: 0.286									0	1	0	0	0	0	0							
16 Aramis Ramirez, R OBP: 0.318, SLG: 0.387										4	0	1	0	0	0	3						
19 Matt Murton, R OBP: 0.374, SLG: 0.438									3	0	1	1	1	1	0							
Jacque Jones, L OBP: 0.273, SLG: 0.475									4	0	1	0	0	0	2							
Michael Barrett, R OBP: 0.338, SLG: 0.538									2	0	1	0	0	0	0							
John Mabry, L OBP: 0.250, SLG: 0.357									3	0	0	0	0	2	4							
45 Sean Marshall, L OBP: 0.091, SLG: 0.091									3	0	0	0	0	2	2							
Bob Howry, L ERA: 5.17										0	0	0	0	0	0	0						
46 Ryan Dempster, R ERA: 2.35										0	0	0	0	0	0	0						
Inning Stats	R: 1 E: 1 K: 1 S: 10	H: 1 LOB: 0 BB: 0 P: 16	R: 0 E: 0 K: 2 S: 9	H: 1 LOB: 0 BB: 0 P: 16	R: 0 E: 0 K: 1 S: 13	H: 2 LOB: 2 BB: 0 P: 19	R: 0 E: 0 K: 1 S: 12	H: 1 LOB: 2 BB: 1 P: 22	R: 0 E: 0 K: 0 S: 7	H: 0 LOB: 0 BB: 0 P: 9	R: 0 E: 0 K: 0 S: 5	H: 0 LOB: 0 BB: 0 P: 6	R: 0 E: 0 K: 1 S: 11	H: 0 LOB: 0 BB: 0 P: 17	R: 1 E: 0 K: 0 S: 17	H: 2 LOB: 2 BB: 1 P: 29	R: 0 E: 0 K: 0 S: 10	H: 0 LOB: 0 BB: 1 P: 17	1B: 6 2B: 2 3B: 0 HR: 0	SF: 0 SAC: 1 DP: 1 HBP: 1	WP: 0 PB: 0 SB: 1 CS: 1	PA: 33
PITCHER	IP	WLS	BF	H	R	ER	SO	BB	IBB	HBP	BLK	WP	HR	S	P	ERA	WHIP					
Victor Santos, R ERA: 5.06	7.0		27	5	1	0	6	1	0	1	0	0	0	67	105	0.00	0.857					
34 John Grabow, L ERA: 6.17	0.2	L	3	0	1	1	0	1	0	0	0	0	0	6	11	13.50	1.500					
16 Salomon Torres, R ERA: 3.12	0.0		2	2	0	0	0	0	0	0	0	0	0	6	11	∞	∞					
Damaso Marte, L ERA: 2.35	0.1		1	0	0	0	0	0	0	0	0	0	0	5	7	0.00	0.000					



Batter	1	2	3	4	5	6	7	8	9	AB	R	H	RBI	BB	SO	LOB	TOP			
6 Chris Duffy, L OBP: 0.270, SLG: 0.296										4	2	1	0	0	2	1				
2 Jack Wilson, R OBP: 0.370, SLG: 0.531										5	1	1	1	0	2	3				
12 Freddy Sanchez, R OBP: 0.364, SLG: 0.556										5	2	3	3	0	0	0				
Jason Bay, R OBP: 0.437, SLG: 0.467										3	0	0	0	2	2	2				
Jeremy Burnitz, L OBP: 0.255, SLG: 0.416										5	1	1	2	0	2	3				
13 Nate McLouth, L OBP: 0.231, SLG: 0.265										0	0	0	0	0	0	0				
Craig Wilson, R OBP: 0.352, SLG: 0.630										3	0	0	0	1	2	0				
26 Ronny Paulino, R OBP: 0.355, SLG: 0.286										3	1	1	0	1	0	2				
Jose Castillo, R OBP: 0.293, SLG: 0.310										4	1	1	0	0	0	1				
57 Zach Duke, L OBP: 0.100, SLG: 0.100										3	0	0	0	0	1	1				
Inning Stats	R: 2 E: 0 K: 1 S: 23	H: 1 LOB: 2 BB: 2 P: 36	R: 0 E: 0 K: 3 S: 7	H: 0 LOB: 0 BB: 0 P: 8	R: 2 E: 0 K: 3 S: 14	H: 2 LOB: 0 BB: 0 P: 18	R: 0 E: 0 K: 0 S: 9	H: 1 LOB: 2 BB: 1 P: 17	R: 0 E: 0 K: 1 S: 8	H: 0 LOB: 0 BB: 0 P: 13	R: 4 E: 1 K: 0 S: 20	H: 4 LOB: 1 BB: 0 P: 30	R: 0 E: 0 K: 2 S: 9	H: 0 LOB: 0 BB: 0 P: 13	R: 0 E: 0 K: 1 S: 11	H: 0 LOB: 0 BB: 0 P: 17	1B: 6 2B: 1 3B: 0 HR: 1	SF: 0 SAC: 1 DP: 0 HBP: 1	WP: 2 PB: 0 SB: 2 CS: 0	PA: 41
PITCHER	IP	WLS	BF	H	R	ER	SO	BB	IBB	HBP	BLK	WP	HR	S	P	ERA	WHIP			
37 Angel Guzman, R ERA: 5.91	5.2	L	27	6	6	4	7	3	0	1	0	2	1	71	104	6.35	1.588			
44 Roberto Novoa, R ERA: 3.39	1.1		7	2	2	0	2	0	0	0	0	0	0	19	31	0.00	1.500			
13 Will Ohman, L ERA: 11.0	1.0		3	0	0	0	1	0	0	0	0	0	0	9	13	0.00	0.000			
47 Scott Eyre, L ERA: 1.98	1.0		4	0	0	0	1	1	0	0	0	0	0	11	17	0.00	1.000			

Pittsburgh Pirates @ Chicago Cubs
Wrigley Field, Chicago, IL
Tue May 02 2006, 1:20 PM CDT
Att: 39,110 - Cloudy - 61 F


AB 35
R 8
H 8
RBI 6
BB 4
SO 11
LOB 13



Batter	1	2	3	4	5	6	7	8	9	AB	R	H	RBI	BB	SO	LOB	BOTTOM					
Juan Pierre, L OBP: 0.276, SLG: 0.317										4	0	0	0	0	0	0						
5 Ronny Cedeno, R OBP: 0.337, SLG: 0.459										4	0	1	0	0	0	0						
Todd Walker, L OBP: 0.442, SLG: 0.514										4	0	2	0	0	0	0						
16 Aramis Ramirez, R OBP: 0.315, SLG: 0.392										4	0	1	0	0	0	3						
19 Matt Murton, R OBP: 0.372, SLG: 0.434										3	0	1	0	0	0	1						
Michael Barrett, R OBP: 0.338, SLG: 0.522										2	0	0	0	1	0	1						
Jacque Jones, L OBP: 0.281, SLG: 0.453										3	0	0	0	0	0	1						
47 Scott Eyre, L										0	0	0	0	0	0	0						
Jerry Hairston, R OBP: 0.282, SLG: 0.270										2	0	0	0	0	0	0						
44 Roberto Novoa, R										0	0	0	0	0	0	0						
13 Will Ohman, L										0	0	0	0	0	0	0						
Michael Restovich, R OBP: 0.273, SLG: 0.300										1	0	0	0	0	1	0						
37 Angel Guzman, R										1	0	0	0	0	1	0						
Neifi Perez, S OBP: 0.179, SLG: 0.211										2	0	0	0	0	0	0						
Inning Stats	R: 0 E: 0 K: 0 S: 8	H: 1 LOB: 1 BB: 0 P: 13	R: 0 E: 0 K: 0 S: 7	H: 1 LOB: 0 BB: 0 P: 9	R: 0 E: 0 K: 1 S: 7	H: 0 LOB: 0 BB: 0 P: 11	R: 0 E: 0 K: 0 S: 10	H: 1 LOB: 1 BB: 0 P: 15	R: 0 E: 0 K: 0 S: 8	H: 0 LOB: 0 BB: 1 P: 14	R: 0 E: 0 K: 0 S: 6	H: 0 LOB: 0 BB: 0 P: 9	R: 0 E: 0 K: 0 S: 5	H: 0 LOB: 0 BB: 0 P: 7	R: 0 E: 0 K: 1 S: 9	H: 0 LOB: 0 BB: 0 P: 15	R: 0 E: 0 K: 0 S: 14	H: 2 LOB: 2 BB: 0 P: 19	1B: 3 2B: 2 3B: 0 HR: 0	SF: 0 SAC: 0 DP: 2 HBP: 0	WP: 1 PB: 0 SB: 0 CS: 0	PA: 31
PITCHER	IP	WLS	BF	H	R	ER	SO	BB	IBB	HBP	BLK	WP	HR	S	P	ERA	WHIP					
57 Zach Duke, L ERA: 3.46	9.0	W	31	5	0	0	2	1	0	0	0	1	0	74	112	0.00	0.667					

Pittsburgh Pirates @ Chicago Cubs
Wrigley Field, Chicago, IL
Tue May 02 2006, 1:20 PM CDT
Att: 39,110 - Cloudy - 61 F

AB 30
R 0
H 5
RBI 0
BB 1
SO 2
LOB 6



Batter	1	2	3	4	5	6	7	8	9	10	11	12	AB	R	H	RBI	BB	SO	LOB	TOP
6 Chris Duffy, L OBP: 0.266, SLG: 0.291	G4-3		K			SH3-4 1B		G6-3		E4 F8			5	0	1	0	0	1	0	
2 Jack Wilson, R OBP: 0.366, SLG: 0.515	K			K		SH3-4			12 G5-3 1B BB	F8			3	1	0	0	1	2	1	
12 Freddy Sanchez, R OBP: 0.350, SLG: 0.576	HR			G5-3		G6-3		G6-3		G5-3		F9	5	1	1	1	0	0	2	
Jason Bay, R OBP: 0.427, SLG: 0.447	K			K		G5-3			1B 26 1B BB		G6-3		4	1	0	0	1	2	1	
Jeremy Burnitz, L OBP: 0.248, SLG: 0.404		F9								K			3	0	0	0	0	2	0	
Craig Wilson, R OBP: 0.355, SLG: 0.627												1B	2	0	1	0	0	1	2	
José Hernández, R OBP: 0.267, SLG: 0.296	K					26 1B BB		K		FC5 26 1B		K	4	0	1	1	1	3	1	
26 Ronny Paulino, R OBP: 0.361, SLG: 0.303		G2						G4-3					5	0	2	1	0	0	0	
Jose Castillo, R OBP: 0.278, SLG: 0.292				F8		L6		G4-3		FC5			5	0	0	0	0	0	4	
44 Ian Snell, R 54 Matt Capps, R 13 Billy Wagner, L 50 Duane Sanchez, R Chad Bradford, R	K			K				F7					2	0	0	0	0	0	0	
Inning Stats	R: 1 E: 0 K: 2 S: 11	H: 1 LOB: 0 BB: 0	R: 0 E: 0 K: 1 S: 8	H: 0 LOB: 0 BB: 0	R: 0 E: 0 K: 2 S: 8	H: 0 LOB: 0 BB: 0	R: 0 E: 0 K: 2 S: 8	H: 1 LOB: 1 BB: 0	R: 0 E: 0 K: 2 S: 8	H: 0 LOB: 0 BB: 0	R: 0 E: 0 K: 1 S: 8	H: 2 LOB: 2 BB: 0	R: 0 E: 0 K: 1 S: 10	H: 1 LOB: 1 BB: 0	R: 0 E: 0 K: 0 S: 6	H: 0 LOB: 0 BB: 0	1B: 5 2B: 0 3B: 0 HR: 1	SF: 0 SAC: 1 DP: 0 HBP: 0	WP: 0 PB: 0 SB: 0 CS: 0	PA: 45
PITCHER	IP WLS BF H R ER SO BB IBB HBP BLK WP HR S P ERA WHIP	PITCHER												IP WLS BF H R ER SO BB IBB HBP BLK WP HR S P ERA WHIP						
45 Pedro Martinez, R ERA: 2.72	2.0	0	6	0	0	0	2	0	0	0	0	0	0	0	0	16	27	0.00	0.000	
Aaron Heilman, R ERA: 2.3	1.0	B	7	2	2	2	1	2	0	0	0	0	0	0	17	31	18.00	4.000		
13 Billy Wagner, L ERA: 1.8	1.0		3	0	0	0	1	0	0	0	0	0	0	0	12	19	0.00	0.000		
50 Duane Sanchez, R ERA: 1.86	2.0	W	7	1	0	0	1	0	0	0	0	0	0	0	16	20	0.00	0.500		

Pittsburgh Pirates @ New York Mets
Shea Stadium, Flushing, NY
Wed May 03 2006, 7:10 PM EDT
Alt. 33,668 - Cloudy - 60 F

AB 41
R 3
H 6
RBI 3
BB 3
SO 14
LOB 13



Batter	1	2	3	4	5	6	7	8	9	10	11	12	AB	R	H	RBI	BB	SO	LOB	BOTTOM
7 José Reyes, S OBP: 0.315, SLG: 0.383	G6-3	K		G1-3		2H 3B		G4-3			G4-3		6	0	1	1	0	1	5	
Kazuo Matsui, S OBP: 0.275, SLG: 0.380	21 2B		K	G3		B1-3		K			F7		6	1	1	0	0	2	4	
15 Carlos Beltrán, S OBP: 0.394, SLG: 0.556	K		21 BB			G3-1		K		L6		G5-3	5	0	0	0	1	2	1	
21 Carlos Delgado, L OBP: 0.395, SLG: 0.648	2H 2B		BB			K		F8 5 1B HBP		G5-3			4	1	2	2	1	1	0	
5 David Wright, R OBP: 0.353, SLG: 0.525	K		K		P4			1B		K			5	0	1	0	0	3	3	
Cliff Floyd, L OBP: 0.260, SLG: 0.292		G4-3		K		11 SH1-3 1B		F8			F8		5	1	1	0	0	1	4	
11 Ramon Castro, R OBP: 0.438, SLG: 0.607		10 2B BB		7 G1-3 10 1B BB		SH1-3		K			K		2	0	0	0	2	2	2	
10 Endy Chavez, L OBP: 0.345, SLG: 0.442		2B		7 SH1-3 1B		7 3B 2B		7 G4-3 SH3-1 1B			E6		5	1	4	1	0	0	0	
45 Pedro Martinez, R ERA: 2.72 Aron Heilman, R Chris Woodward, R 13 Billy Wagner, L 50 Duane Sanchez, R Julio Franco, R Chad Bradford, R	K			B2		K		SH3-1			F9		2	0	0	0	0	1	4	
Inning Stats	R: 1 E: 0 K: 2 S: 13	H: 2 LOB: 1 BB: 0	R: 0 E: 0 K: 3 S: 13	H: 1 LOB: 2 BB: 1	R: 0 E: 0 K: 3 S: 13	H: 0 LOB: 2 BB: 2	R: 0 E: 0 K: 1 S: 7	H: 1 LOB: 2 BB: 1	R: 0 E: 0 K: 1 S: 12	H: 1 LOB: 0 BB: 0	R: 0 E: 0 K: 1 S: 9	H: 0 LOB: 1 BB: 0	R: 0 E: 0 K: 0 S: 9	R: 0 E: 0 K: 0 S: 2	H: 1 LOB: 0 BB: 0	H: 0 LOB: 0 BB: 0	1B: 4 2B: 4 3B: 1 HR: 1	SF: 0 SAC: 2 DP: 0 HBP: 1	WP: 0 PB: 0 SB: 0 CS: 0	PA: 49
PITCHER	IP WLS BF H R ER SO BB IBB HBP BLK WP HR S P ERA WHIP	PITCHER												IP WLS BF H R ER SO BB IBB HBP BLK WP HR S P ERA WHIP						
45 Ian Snell, R ERA: 5.61	5.2	28	7	3	3	9	4	0	0	0	0	0	0	0	0	63	104	4.76	1.941	
34 John Grabow, L ERA: 5.68	1.0	5	1	0	0	1	0	0	0	1	0	0	0	0	6	9	0.00	1.000		
55 Matt Capps, R ERA: 3.68	0.1	1	0	0	0	1	0	0	0	0	0	0	0	0	3	5	0.00	0.000		
Damaso Marte, L ERA: 2.08	1.0	4	1	0	0	1	0	0	0	0	0	0	0	0	9	13	0.00	1.000		
16 Salomon Torres, R ERA: 2.95	1.0	3	0	0	0	1	0	0	0	0	0	0	0	0	7	10	0.00	0.000		

Pittsburgh Pirates @ New York Mets
Shea Stadium, Flushing, NY
Wed May 03 2006, 7:10 PM EDT
Alt. 33,668 - Cloudy - 60 F

AB 42
R 4
H 10
RBI 4
BB 4
SO 14
LOB 25



Batter	1	2	3	4	5	6	7	8	9	AB	R	H	RBI	BB	SO	LOB	TOP			
6 Chris Duffy, L (1, 8) OBP: 0.285, SLG: 0.289										4	0	1	0	0	2	0				
2 Jack Wilson, R (1, 6) OBP: 0.353, SLG: 0.495										4	0	0	0	0	1	1				
12 Freddy Sanchez, R (1, 5) OBP: 0.344, SLG: 0.556										4	0	1	0	0	2	0				
Jason Bay, R (1, 7) OBP: 0.430, SLG: 0.443										3	0	1	0	1	2	2				
Jeremy Burnitz, L (1, 9) OBP: 0.239, SLG: 0.389										4	0	0	0	0	2	4				
Craig Wilson, R (1, 3) OBP: 0.351, SLG: 0.609										4	0	1	0	0	2	4				
26 Ronny Paulino, R (1, 2) OBP: 0.325, SLG: 0.270										4	0	0	0	0	1	3				
Jose Castillo, R (1, 4) OBP: 0.280, SLG: 0.286										2	0	0	0	1	0	0				
28 Paul Maholm, L (1, 1)										2	0	0	0	0	2	3				
13 Nate McLouth, L (7, PH) OBP: 0.222, SLG: 0.295										1	0	0	0	0	0	0				
16 Salomon Torres, R (7, 1)										0	0	0	0	0	0	0				
55 Matt Capps, R (7, 1)										0	0	0	0	0	0	0				
Ryan Vogelsong, R (8, 1)										0	0	0	0	0	0	0				
Inning Stats	R: 0 E: 0 K: 1 S: 8	H: 0 LOB: 0 BB: 0 P: 10	R: 0 E: 0 K: 2 S: 9	H: 0 LOB: 0 BB: 0 P: 14	R: 0 E: 0 K: 1 S: 9	H: 0 LOB: 0 BB: 0 P: 14	R: 0 E: 0 K: 3 S: 9	H: 2 LOB: 3 BB: 1 P: 16	R: 0 E: 2 K: 1 S: 14	H: 1 LOB: 3 BB: 0 P: 22	R: 0 E: 0 K: 0 S: 5	H: 0 LOB: 0 BB: 0 P: 9	R: 0 E: 1 K: 3 S: 9	H: 1 LOB: 1 BB: 1 P: 13	R: 0 E: 0 K: 3 S: 10	H: 0 LOB: 1 BB: 1 P: 21	1B: 4 2B: 0 3B: 0 HR: 0	SF: 0 SAC: 0 DP: 1 HBP: 0	WP: 0 PB: 0 SB: 0 CS: 0	PA: 34
PITCHER	IP	WLS	BF	H	R	ER	SO	BB	IBB	HBP	BLK	WP	HR	S	P	ERA	WHIP			
Tom Glavine, L (1, 1) ERA: 1.94	7.0	W	27	3	0	0	10	0	1	0	0	0	0	67	107	0.00	0.429			
50 Duaner Sanchez, R (8, 1) ERA:	1.0		3	1	0	0	1	0	0	0	0	0	0	9	13	0.00	1.000			
Jorge Julio, R (9, 1) ERA: 6.28	1.0		4	0	0	0	3	1	0	0	0	0	0	10	21	0.00	1.000			

Pittsburgh Pirates @ New York Mets
Shea Stadium, Flushing, NY
Thu May 04 2006, 7:10 PM EDT
Att: 30,756 - Partly Cloudy - 72 F

AB	32
R	0
H	4
RBI	0
BB	2
SO	14
LOB	17



Batter	1	2	3	4	5	6	7	8	9	AB	R	H	RBI	BB	SO	LOB	BOTTOM			
7 José Reyes, S (1, 6) OBP: 0.311, SLG: 0.375										5	0	1	0	0	0	4				
16 Paul Lo Duca, R (1, 2) OBP: 0.355, SLG: 0.442										5	2	1	0	0	0	1				
15 Carlos Beltrán, S (1, 8) OBP: 0.408, SLG: 0.552										4	1	2	0	1	0	0				
5 David Wright, R (1, 5) OBP: 0.371, SLG: 0.547										5	1	4	1	0	0	2				
Xavier Nady, R (1, 9) OBP: 0.346, SLG: 0.590										4	1	1	4	1	1	4				
Cliff Floyd, L (1, 7) OBP: 0.260, SLG: 0.283										3	1	0	0	0	1	4				
Julio Franco, R (1, 3) OBP: 0.316, SLG: 0.412										4	0	0	0	0	1	4				
Chris Woodward, R (1, 4) OBP: 0.300, SLG: 0.414										4	0	2	0	0	1	4				
Tom Glavine, L (1, 1) OBP: 0.500, SLG: 0.400										2	0	1	0	0	0	0				
22 Jose Valentin, S (7, PH) OBP: 0.160, SLG: 0.160										1	0	1	1	0	0	0				
50 Duaner Sanchez, R (8, 1)										0	0	0	0	0	0	0				
Jorge Julio, R (9, 1)										0	0	0	0	0	0	0				
Inning Stats	R: 0 E: 1 K: 0 S: 10	H: 2 LOB: 2 BB: 0 P: 12	R: 0 E: 1 K: 0 S: 10	H: 2 LOB: 2 BB: 0 P: 20	R: 1 E: 0 K: 1 S: 18	H: 2 LOB: 2 BB: 2 P: 33	R: 0 E: 0 K: 0 S: 5	H: 0 LOB: 0 BB: 0 P: 10	R: 0 E: 0 K: 1 S: 11	H: 1 LOB: 1 BB: 0 P: 15	R: 0 E: 0 K: 0 S: 8	H: 1 LOB: 1 BB: 0 P: 12	R: 5 E: 1 K: 1 S: 16	H: 4 LOB: 1 BB: 0 P: 24	R: 0 E: 0 K: 1 S: 9	H: 1 LOB: 1 BB: 0 P: 14	1B: 11 2B: 1 3B: 0 HR: 1	SF: 0 SAC: 1 DP: 0 HBP: 1	WP: 1 PB: 0 SB: 0 CS: 0	PA: 41
PITCHER	IP	WLS	BF	H	R	ER	SO	BB	IBB	HBP	BLK	WP	HR	S	P	ERA	WHIP			
28 Paul Maholm, L (1, 1) ERA: 5.08	6.0	L	28	8	1	1	2	2	0	0	0	0	1	7	13	∞	∞			
16 Salomon Torres, R (7, 1) ERA: 4.42	0.0		5	3	5	3	0	0	0	1	0	0	0	9	11	0.00	1.000			
55 Matt Capps, R (7, 1) ERA: 3.45	1.0		4	1	0	0	1	0	0	0	0	0	0	9	14	0.00	1.000			
Ryan Vogelsong, R (8, 1) ERA: 6.91	1.0		4	1	0	0	1	0	0	0	0	1	0	9	14	0.00	1.000			

Pittsburgh Pirates @ New York Mets
Shea Stadium, Flushing, NY
Thu May 04 2006, 7:10 PM EDT
Att: 30,756 - Partly Cloudy - 72 F

AB	37
R	6
H	13
RBI	6
BB	2
SO	4
LOB	23



Batter	1	2	3	4	5	6	7	8	9	AB	R	H	RBI	BB	SO	LOB	TOP										
12 Freddy Sanchez, R (1, 5) OBP: 0.324, SLG: 0.522	L7		L9		G5-3			P4		4	0	0	0	0	0	1	Pittsburgh Pirates @ Washington Nationals Robert F. Kennedy Memorial Stadium, Washington, DC Fri May 05 2006, 7:05 PM EDT Att: 21,059 - Cloudy - 79 F										
2 Jack Wilson, R (1, 6) OBP: 0.356, SLG: 0.495	BB 1B		HBP 1B		L6			F9		4	0	2	0	0	0	1											
Jason Bay, R (1, 7) OBP: 0.424, SLG: 0.430	F9		G3-6-1 HBP		G5-3			F7		3	0	0	0	0	0	2											
Jeremy Burnitz, L (1, 9) OBP: 0.239, SLG: 0.378	BB		G3-6-1		G4-3			F9		3	0	0	0	1	0	2											
Craig Wilson, R (1, 3) OBP: 0.337, SLG: 0.582	P2				L5			P3		4	0	0	0	0	1	2											
13 Nate McLouth, L (1, 8) OBP: 0.207, SLG: 0.236			K		F8					4	0	0	0	0	1	0											
Jose Castillo, R (1, 4) OBP: 0.282, SLG: 0.287		G6-3			1B					3	0	1	0	0	0	0											
11 Humberto Cota, R (1, 2) OBP: 0.302, SLG: 0.265		1B			K					3	0	1	0	0	2	1											
Oliver Pérez, L (1, 1) OBP: 0.143, SLG: 0.143										1	0	0	0	0	1	1											
6 Chris Duffy, L (5, PH) OBP: 0.263, SLG: 0.286										1	0	0	0	0	0	0											
Ryan Vogelsong, R (5, 1)										0	0	0	0	0	0	0											
26 Ronny Paulino, R (8, PH)										1	0	1	0	0	0	0											
34 John Grabow, L (8, 1)								1B		0	0	0	0	0	0	0											
Inning Stats	R: 0 E: 0 K: 0 S: 15	H: 1 LOB: 2 BB: 1 P: 25	R: 0 E: 0 K: 2 S: 11	H: 1 LOB: 1 BB: 0 P: 16	R: 0 E: 0 K: 0 S: 8	H: 1 LOB: 1 BB: 0 P: 14	R: 0 E: 0 K: 1 S: 11	H: 0 LOB: 0 BB: 0 P: 18	R: 0 E: 0 K: 1 S: 9	H: 0 LOB: 0 BB: 0 P: 14	R: 0 E: 0 K: 1 S: 6	H: 0 LOB: 0 BB: 0 P: 11	R: 0 E: 0 K: 0 S: 12	H: 1 LOB: 1 BB: 0 P: 21	R: 0 E: 0 K: 0 S: 13	H: 0 LOB: 0 BB: 0 P: 16	1B: 5 2B: 0 3B: 0 HR: 0	SF: 0 SAC: 0 DP: 1 HBP: 1	WP: 0 PB: 0 SB: 0 CS: 0	PA: 33							
PITCHER	IP	WLS	BF	H	R	ER	SO	BB	IBB	HBP	BLK	WP	HR	S	P	ERA	WHIP										
Zach Day, R (1, 1) ERA: 7.11	7.0	W	26	4	0	0	5	1	0	1	0	0	0	66	105	0.00	0.714										
Jon Rauch, R (8, 1) ERA: 1.47	1.0		4	1	0	0	0	0	0	0	0	0	0	12	21	0.00	1.000										
Felix Rodriguez, R (9, 1) ERA: 5.71	1.0		3	0	0	0	0	0	0	0	0	0	0	13	16	0.00	0.000										

Batter	1	2	3	4	5	6	7	8	9	AB	R	H	RBI	BB	SO	LOB	BOTTOM										
Marlon Byrd, R (1, 8) OBP: 0.423, SLG: 0.377	BB		24 BB 1B		F8					2	2	0	0	2	0	1	Pittsburgh Pirates @ Washington Nationals Robert F. Kennedy Memorial Stadium, Washington, DC Fri May 05 2006, 7:05 PM EDT Att: 21,059 - Cloudy - 79 F										
Jon Rauch, R (8, 1)			SF8-3 24 BB		F7					0	0	0	0	0	0	0											
Felix Rodriguez, R (9, 1)										0	0	0	0	0	0	0											
Jose Vidro, S (1, 4) OBP: 0.420, SLG: 0.481	24 HR 2B		SF8-3 24 BB		F7			24 HR 1B		4	2	3	1	0	0	0											
Alfonso Soriano, R (1, 7) OBP: 0.336, SLG: 0.520	K		P4					L7		4	0	0	0	0	1	4											
24 Nick Johnson, L (1, 3) OBP: 0.438, SLG: 0.598	HR		BB					HR		2	2	2	4	2	0	0											
Jose Guillen, R (1, 9) OBP: 0.288, SLG: 0.370	G5-3		SF8-3		L8			K		3	0	0	1	0	1	1											
11 Ryan Zimmerman, R (1, 5) OBP: 0.328, SLG: 0.391	G6-3				G1-3			FC6-4 1B		4	0	1	0	0	0	1											
Matthew LeCroy, R (1, 2) OBP: 0.292, SLG: 0.238		L5			P4			L5		4	0	0	0	0	0	1											
Royce Clayton, R (1, 6) OBP: 0.291, SLG: 0.276		B5-6-4 BB			F7			K		2	0	0	0	1	1	0											
Zach Day, R (1, 1)										2	0	0	0	0	0	1											
Marlon Anderson, L (7, PH) OBP: 0.148		B5-6-4						FC6-4 1B		0	0	0	0	0	0	0											
Ryan Church, L (7, PR) OBP: 0.385, SLG: 0.651		B5-6-4						S HBP		0	0	0	0	0	0	0											
34 John Grabow, L (8, 1) ERA: 6.59										0	0	0	0	0	0	0											
Inning Stats	R: 3 E: 0 K: 1 S: 20	H: 2 LOB: 0 BB: 1 P: 29	R: 0 E: 0 K: 0 S: 7	H: 0 LOB: 1 BB: 1 P: 14	R: 1 E: 0 K: 0 S: 11	H: 1 LOB: 1 BB: 2 P: 21	R: 0 E: 0 K: 0 S: 11	H: 0 LOB: 0 BB: 0 P: 16	R: 0 E: 0 K: 0 S: 7	H: 0 LOB: 0 BB: 0 P: 11	R: 0 E: 0 K: 0 S: 6	H: 0 LOB: 1 BB: 1 P: 16	R: 0 E: 0 K: 1 S: 14	H: 0 LOB: 2 BB: 0 P: 23	R: 0 E: 0 K: 1 S: 17	H: 3 LOB: 1 BB: 0 P: 25	1B: 3 2B: 2 3B: 0 HR: 2	SF: 1 SAC: 0 DP: 2 HBP: 1	WP: 0 PB: 0 SB: 1 CS: 0	PA: 34							
PITCHER	IP	WLS	BF	H	R	ER	SO	BB	IBB	HBP	BLK	WP	HR	S	P	ERA	WHIP										
Oliver Pérez, L (1, 1) ERA: 7.71	4.0	L	17	3	4	4	1	4	0	0	0	0	0	49	80	9.00	1.750										
Ryan Vogelsong, R (5, 1) ERA: 5.71	3.0		11	0	0	0	1	1	0	1	0	0	0	27	50	0.00	0.333										
34 John Grabow, L (8, 1) ERA: 6.59	1.0		6	3	2	2	1	0	0	0	0	0	1	17	25	18.00	3.000										



Batter	1	2	3	4	5	6	7	8	9	AB	R	H	RBI	BB	SO	LOB	TOP					
José Bautista, R OBP: 0.600, SLG: 1.000 (1, 9)	4-1 FC5 12 13 HBP BB	0-1 F7		1-1 12 3B 3B		3-2 F7		0-0 2 1B 1B		4	1	2	1	1	0	1						
13 Nate McLouth, L OBP: 0.250, SLG: 0.270 (1, 8)	1-0 BB	2-2 G4-3		4-0 12 WP 3B		1-0 F7		0-1 SAFE 3-H 12 FC5-4 1B		2	2	0	0	1	0	1						
2 Jack Wilson, R OBP: 0.366, SLG: 0.500 (8, PH)										1	0	1	0	0	0	0						
45 Ian Snell, R (8, PR)										0	0	0	0	0	0	0						
16 Salomon Torres, R (8, 1)	1-2 2B HBP			0-0 12 3B BB				1-3 1B		0	0	0	0	0	0	0						
12 Freddy Sanchez, R OBP: 0.304, SLG: 0.494 (1, 5)	2-1 FC5 2B 2-3F		4-2 1B BB	3-2 3B				0-0 FC5-4		4	0	1	2	1	0	4						
Jason Bay, R OBP: 0.420, SLG: 0.455 (1, 7)	1-0 2B		1-2 F9	0-0 P3				1-1 P3		5	0	1	1	0	0	2						
Craig Wilson, R OBP: 0.355, SLG: 0.574 (1, 3)	4-2 BB		3-2 1B		3-2 FC4 HBP			1-1 HBP		2	0	1	0	1	1	0						
José Hernández, R OBP: 0.231, SLG: 0.250 (1, 6)	0-0 P3		0-1 P4		0-0 P3			1-0 P3		5	0	0	0	0	0	7						
26 Ronny Paulino, R OBP: 0.320, SLG: 0.283 (1, 2)	0-3 K		0-0 F9		0-1 L8			0-1 G3 1B 2B		4	1	1	0	0	1	6						
Jose Castillo, R OBP: 0.286, SLG: 0.277 (1, 4)		1-3 K		1-1 G5-3	1-2 FC4			2-2 F8		4	0	0	0	0	1	2						
57 Zach Duke, L OBP: 0.154, SLG: 0.154 (1, 1)		0-0 K		0-3 K		0-3 K		1-2 G3		3	0	1	0	0	2	0						
55 Matt Capps, R (7, 1)										0	0	0	0	0	0	0						
Jeremy Burnitz, L OBP: 0.238, SLG: 0.365 (8, 9)								2-3 1B		1	0	0	0	0	0	1						
Inning Stats	R: 1 E: 0 K: 1 S: 11	H: 1 LOB: 3 BB: 2 P: 23	R: 0 E: 0 K: 1 S: 10	H: 1 LOB: 1 BB: 0 P: 13	R: 0 E: 0 K: 0 S: 12	H: 1 LOB: 2 BB: 1 P: 20	R: 2 E: 0 K: 1 S: 18	H: 2 LOB: 1 BB: 0 P: 27	R: 0 E: 0 K: 0 S: 8	H: 0 LOB: 1 BB: 0 P: 12	R: 0 E: 0 K: 0 S: 7	H: 0 LOB: 0 BB: 0 P: 11	R: 0 E: 0 K: 0 S: 7	H: 0 LOB: 1 BB: 0 P: 11	R: 1 E: 0 K: 0 S: 12	H: 3 LOB: 2 BB: 0 P: 15	R: 0 E: 0 K: 1 S: 8	H: 0 LOB: 0 BB: 0 P: 14	1B: 4 2B: 2 3B: 2 HR: 0	SF: 0 SAC: 0 DP: 0 HBP: 3	WP: 1 PB: 1 SB: 0 CS: 0	PA: 42
PITCHER	IP	WLS	BF	H	R	ER	SO	BB	IBB	HBP	BLK	WP	HR	S	P	ERA	WHIP					
48 Michael O'Connor, L ERA: 2.12 (1, 1)	5.0	W	26	5	3	3	3	4	0	2	0	1	0	59	95	5.40	1.800					
57 Jason Bergmann, R ERA: 6.0 (6, 1)	1.0	H	3	0	0	0	1	0	0	0	0	0	0	7	11	0.00	0.000					
Felix Rodriguez, R ERA: 5.59 (7, 1)	1.0	H	4	0	0	0	0	0	0	1	0	0	0	7	11	0.00	0.000					
Mike Stanton, L ERA: 2.4 (8, 1)	0.2	H	5	3	1	1	0	0	0	0	0	0	0	11	14	13.50	4.500					
32 Chad Cordero, R ERA: 2.4 (8, 1)	1.1	S	4	0	0	0	1	0	0	0	0	0	0	9	15	0.00	0.000					

Pittsburgh Pirates @ Washington Nationals
 Robert F. Kennedy Memorial Stadium, Washington, DC
 Sun May 07 2006, 1:05 PM EDT
 Att: 30,659 - Partly Cloudy - 65 F

AB	35
R	4
H	8
RBI	4
BB	4
SO	5
LOB	24





Batter	1	2	3	4	5	6	7	8	9	AB	R	H	RBI	BB	SO	LOB	BOTTOM				
Marlon Byrd, R OBP: 0.410, SLG: 0.364 (1, 8)	2-3 K		2-1 FC3-6 24 1B BB	3-1 P3		1-2 F8				4	1	1	0	0	1	1					
Jose Vidro, S OBP: 0.414, SLG: 0.464 (1, 4)	0-2 G5-3		4-0 FC3-6 BB	4-1 BB			2-2 G4-3			2	0	0	0	2	0	0					
Alfonso Soriano, R OBP: 0.336, SLG: 0.526 (1, 7)	2-2 1B		1-0 FC3-6 24 1B S	1-3 K			1-3 K			4	1	1	0	0	2	3					
24 Nick Johnson, L OBP: 0.432, SLG: 0.574 (1, 3)	1-0 L9		3-1 1-H 3-H HR 1B		2-1 G3		1-0 G6-3			4	1	1	2	0	0	1					
Jose Guillen, R OBP: 0.292, SLG: 0.396 (1, 9)		0-1 11 G4-3 11 PB 1B	1-0 1-H HR		0-1 L3		1-3 K			4	1	2	2	0	1	0					
11 Ryan Zimmerman, R OBP: 0.328, SLG: 0.395 (1, 5)		1-2 G4-3	0-0 2B		4-0 BB		1-2 2B			3	1	2	0	1	0	1					
Matthew LeCroy, R OBP: 0.323, SLG: 0.321 (1, 2)	0-0 L6		1-2 2B		1-0 F9		2-2 G6-3			4	0	1	1	0	0	3					
Royce Clayton, R OBP: 0.297, SLG: 0.276 (1, 6)	0-3 K		0-1 F9		1-1 G5-3		4-0 32 FC4-6 IBB			3	0	0	0	1	1	2					
48 Michael O'Connor, L (1, 1)			1-2 G6-3		3-3 K		0-0 CS 1B			2	0	0	0	0	1	0					
57 Jason Bergmann, R (6, 1)										0	0	0	0	0	0	0					
Marlon Anderson, L (6, PH)										1	0	1	0	0	0	0					
Felix Rodriguez, R (7, 1)										0	0	0	0	0	0	0					
Mike Stanton, L (8, 1)										0	0	0	0	0	0	0					
32 Chad Cordero, R (8, 1)										1	0	0	0	0	0	2					
Inning Stats	R: 0 E: 0 K: 1 S: 10	H: 1 LOB: 0 BB: 0 P: 15	R: 0 E: 0 K: 1 S: 10	H: 1 LOB: 0 BB: 0 P: 11	R: 5 E: 0 K: 0 S: 15	H: 5 LOB: 1 BB: 1 P: 28	R: 0 E: 0 K: 2 S: 10	H: 0 LOB: 1 BB: 1 P: 21	R: 0 E: 0 K: 0 S: 5	H: 0 LOB: 0 BB: 1 P: 12	R: 0 E: 0 K: 0 S: 7	H: 1 LOB: 0 BB: 0 P: 9	R: 0 E: 0 K: 1 S: 8	H: 0 LOB: 0 BB: 0 P: 12	R: 0 E: 0 K: 1 S: 13	H: 1 LOB: 2 BB: 1 P: 22	1B: 5 2B: 3 3B: 0 HR: 1	SF: 0 SAC: 0 DP: 0 HBP: 0	WP: 0 PB: 1 SB: 1 CS: 1	PA: 36	
PITCHER	IP	WLS	BF	H	R	ER	SO	BB	IBB	HBP	BLK	WP	HR	S	P	ERA	WHIP				
57 Zach Duke, L ERA: 4.0 (7, 1)	6.0	L	28	8	5	5	4	3	0	0	0	0	0	8	12	0.00	0.000				
55 Matt Capps, R ERA: 3.19 (8, 1)	1.0		3	0	0	0	1	0	0	0	0	0	0	8	12	0.00	0.000				
16 Salomon Torres, R ERA: 3.92 (8, 1)	1.0		5	1	0	0	1	0	1	0	0	0	0	13	22	0.00	1.000				

Pittsburgh Pirates @ Washington Nationals
 Robert F. Kennedy Memorial Stadium, Washington, DC
 Sun May 07 2006, 1:05 PM EDT
 Att: 30,659 - Partly Cloudy - 65 F

AB	32
R	5
H	9
RBI	5
BB	4
SO	6
LOB	13



Batter	1	2	3	4	5	6	7	8	9	AB	R	H	RBI	BB	SO	LOB	TOP										
Craig Counsell, L (1, 6) OBP: 0.380, SLG: 0.386	G4-3		FC6 1B		K			G6-3		4	0	1	0	0	1	1	Arizona Diamondbacks @ Pittsburgh Pirates PNC Park, Pittsburgh, PA Tue May 09 2006, 7:05 PM EDT Att: 16,961 - Partly Cloudy - 69 F										
1 Orlando Hudson, S (1, 4) OBP: 0.305, SLG: 0.314	F7		F9				K	G6-3		4	0	0	0	0	1	2											
Chad Tracy, L (1, 5) OBP: 0.345, SLG: 0.519	K		FC6				2B		E BB	3	0	1	0	1	1	2											
Luis Gonzalez, L (1, 7) OBP: 0.345, SLG: 0.492		P6		G4-6-3 1B			P6		FC6-4 1B	4	0	2	0	0	0	1											
Tony Clark, S (1, 3) OBP: 0.273, SLG: 0.277	L7		G4-6-3				G3		K	4	0	0	0	0	1	4											
Shawn Green, L (1, 9) OBP: 0.369, SLG: 0.460		2B		G5-3			G3		L5	4	0	1	0	0	0	2											
Johnny Estrada, S (1, 2) OBP: 0.326, SLG: 0.488		F9			K		G1-3		FC6-4	4	0	0	0	0	1	3											
22 Eric Byrnes, R (1, 8) OBP: 0.374, SLG: 0.450			K		SH1 BB		G3			2	0	0	0	1	1	0											
Miguel Batista, R (1, 1) OBP: 0.200, SLG: 0.200					SH1			G6-3		1	0	1	0	0	0	0	AB 31 R 0 H 6 RBI 0 BB 2 SO 6 LOB 15										
Andy Green, R (8, PH) OBP: 0.355, SLG: 0.429					1B					1	0	0	0	0	0	0											
28 Brandon Medders, R (8, 1)					1B					0	0	0	0	0	0	0											
Inning Stats	R: 0 E: 0 K: 1 S: 10	H: 0 LOB: 0 BB: 0 P: 16	R: 0 E: 0 K: 0 S: 5	H: 1 LOB: 1 BB: 0 P: 9	R: 0 E: 0 K: 1 S: 11	H: 2 LOB: 2 BB: 0 P: 17	R: 0 E: 0 K: 0 S: 8	H: 1 LOB: 0 BB: 0 P: 12	R: 0 E: 0 K: 2 S: 10	H: 0 LOB: 1 BB: 1 P: 17	R: 0 E: 0 K: 1 S: 10	H: 1 LOB: 1 BB: 0 P: 15	R: 0 E: 0 K: 0 S: 6	H: 0 LOB: 0 BB: 0 P: 9	R: 0 E: 0 K: 0 S: 6	H: 0 LOB: 0 BB: 0 P: 6	R: 0 E: 1 K: 1 S: 14	H: 1 LOB: 2 BB: 1 P: 23	1B: 4 2B: 2 3B: 0 HR: 0	SF: 0 SAC: 1 DP: 1 HBP: 0	WP: 0 PB: 0 SB: 0 CS: 0	PA: 34					
PITCHER	IP	WLS	BF	H	R	ER	SO	BB	IBB	HBP	BLK	WP	HR	S	P	ERA	WHIP										
45 Ian Snell, R (1, 1) ERA: 4.65	7.0	W	26	5	0	0	5	1	0	0	0	0	0	60	95	0.00	0.857										
Roberto Hernandez, R (8, 1) ERA: 2.51	1.0	H	3	0	0	0	0	0	0	0	0	0	0	6	6	0.00	0.000										
Michael Gonzalez, L (9, 1) ERA: 2.19	1.0	S	5	1	0	0	1	1	0	0	0	0	0	14	23	0.00	2.000										

Batter	1	2	3	4	5	6	7	8	9	AB	R	H	RBI	BB	SO	LOB	BOTTOM										
José Bautista, R (1, 5) OBP: 0.556, SLG: 0.714	K		13 G4-6-3 BB		1-3 1B		FC6			3	0	1	0	1	1	1	Arizona Diamondbacks @ Pittsburgh Pirates PNC Park, Pittsburgh, PA Tue May 09 2006, 7:05 PM EDT Att: 16,961 - Partly Cloudy - 69 F										
13 Nate McLouth, L (1, 8) OBP: 0.250, SLG: 0.269	E4 12 2B 1B		G4-6-3		K		G4-3			4	1	1	0	0	1	5											
12 Freddy Sanchez, R (1, 6) OBP: 0.313, SLG: 0.500	2B		K			G5-3		1B BB		3	0	1	1	1	1	0											
Jason Bay, R (1, 7) OBP: 0.415, SLG: 0.447	F8			P4		K		1B		4	0	1	0	0	1	1											
Jeromy Burnitz, L (1, 9) OBP: 0.238, SLG: 0.370	P3		G3-1		2B		K		K	4	0	1	0	0	1	3											
Craig Wilson, R (1, 3) OBP: 0.342, SLG: 0.551		P4		K		F8		K		4	0	0	0	0	2	3											
26 Ronny Paulino, R (1, 2) OBP: 0.333, SLG: 0.380		HR			L8		G6-3 41 2B 2B		P5	4	2	2	1	0	0	2											
Jose Castillo, R (1, 4) OBP: 0.287, SLG: 0.279		L5			1B 1B		G6-3			3	0	1	0	0	0	1											
45 Ian Snell, R (1, 1) ERA: 5.05		G1-3			K		FC6 2B			2	0	0	0	0	1	1	AB 32 R 3 H 9 RBI 3 BB 2 SO 8 LOB 17										
41 Ryan Doumit, S (7, PH) OBP: 0.370, SLG: 0.682					K					1	0	1	1	0	0	0											
Oliver Pérez, L (7, PH) OBP: 0.143, SLG: 0.143										0	0	0	0	0	0	0	WP: 0 PB: 0 SB: 0 CS: 0										
Roberto Hernandez, R (8, 1) ERA: 3.6										0	0	0	0	0	0	0											
Michael Gonzalez, R (9, 1)										0	0	0	0	0	0	0											
Inning Stats	R: 1 E: 1 K: 1 S: 16	H: 2 LOB: 1 BB: 0 P: 25	R: 1 E: 0 K: 0 S: 9	H: 1 LOB: 0 BB: 0 P: 16	R: 0 E: 0 K: 1 S: 8	H: 0 LOB: 0 BB: 1 P: 13	R: 0 E: 0 K: 1 S: 6	H: 0 LOB: 0 BB: 0 P: 8	R: 0 E: 0 K: 2 S: 15	H: 2 LOB: 2 BB: 0 P: 19	R: 0 E: 0 K: 1 S: 7	H: 1 LOB: 1 BB: 0 P: 12	R: 1 E: 0 K: 0 S: 10	H: 2 LOB: 2 BB: 0 P: 11	R: 0 E: 0 K: 2 S: 14	H: 1 LOB: 2 BB: 1 P: 22	1B: 4 2B: 4 3B: 0 HR: 1	SF: 0 SAC: 0 DP: 1 HBP: 0	WP: 0 PB: 0 SB: 0 CS: 0	PA: 34							
PITCHER	IP	WLS	BF	H	R	ER	SO	BB	IBB	HBP	BLK	WP	HR	S	P	ERA	WHIP										
Miguel Batista, R (1, 1)	7.0	L	29	8	3	3	6	1	0	0	0	0	0	71	104	3.86	1.286										
28 Brandon Medders, R (8, 1)	1.0		5	1	0	0	2	1	0	0	0	0	0	14	22	0.00	2.000										

Batter	1	2	3	4	5	6	7	8	9	AB	R	H	RBI	BB	SO	LOB	TOP					
2 Hanley Ramirez, R OBP: 0.400, SLG: 0.493										4	1	2	1	0	2	0	Florida Marlins @ Pittsburgh Pirates PNC Park, Pittsburgh, PA Sat May 13 2006, 7:05 PM EDT Att: 29,289 - Partly Cloudy - 65 F					
6 Dan Uggla, R OBP: 0.348, SLG: 0.448										4	1	1	0	0	1	0						
Miguel Cabrera, R OBP: 0.443, SLG: 0.587										4	1	2	1	0	1	0						
14 Josh Willingham, R Joe Borowski, R										3	0	1	0	1	1	0						
Wes Helms, R OBP: 0.320, SLG: 0.395										3	0	0	1	0	1	2						
Joe Borchard, S OBP: 0.292, SLG: 0.295										3	0	0	0	0	1	2						
61 Reggie Abercrombie, R OBP: 0.291, SLG: 0.379										4	1	2	0	0	1	1						
20 Matt Treanor, R OBP: 0.238, SLG: 0.275										3	0	1	0	0	0	2						
Scott Olsen, L										2	0	0	0	0	2	1						
4 Alfredo Amezaga, S Matt Herges, L 19 Logan Kensing, R 1 Eric Reed, L										1	0	0	0	0	0	1						
Inning Stats	R: 0 E: 0 K: 1 S: 9	H: 0 LOB: 0 BB: 0 P: 12	R: 0 E: 0 K: 1 S: 8	H: 0 LOB: 0 BB: 0 P: 10	R: 1 E: 0 K: 1 S: 15	H: 2 LOB: 0 BB: 0 P: 21	R: 1 E: 0 K: 0 S: 10	H: 2 LOB: 1 BB: 0 P: 15	R: 0 E: 0 K: 1 S: 6	H: 1 LOB: 0 BB: 0 P: 7	R: 2 E: 0 K: 1 S: 12	H: 3 LOB: 1 BB: 1 P: 23	R: 0 E: 0 K: 1 S: 7	H: 1 LOB: 0 BB: 0 P: 8	R: 0 E: 0 K: 3 S: 14	H: 0 LOB: 0 BB: 0 P: 21	R: 0 E: 0 K: 1 S: 7	H: 0 LOB: 1 BB: 0 P: 13	1B: 7 2B: 2 3B: 0 HR: 0	SF: 1 SAC: 0 DP: 2 HBP: 1	WP: 0 PB: 0 SB: 0 CS: 2	PA: 36
PITCHER	IP WLS BF H R ER SO BB IBB HBP BLK WP HR S P ERA WHIP																					
57 Zach Duke, L ERA: 4.24	6.0 L 24 8 4 4 5 1 0 0 0 0 0 0 60 88 6.00 1.500																					
55 Matt Capps, R ERA: 3.6	1.0 3 1 0 0 1 0 0 0 0 0 0 0 7 8 0.00 1.000																					
Roberto Hernandez, R ERA: 2.25	1.0 3 0 0 0 3 0 0 0 0 0 0 0 14 21 0.00 0.000																					
16 Salomon Torres, R ERA: 4.88	1.0 4 0 0 0 1 0 0 0 1 0 0 0 7 13 0.00 0.000																					

Batter	1	2	3	4	5	6	7	8	9	AB	R	H	RBI	BB	SO	LOB	BOTTOM					
José Bautista, R OBP: 0.417, SLG: 0.550										5	1	1	2	0	2	0	Florida Marlins @ Pittsburgh Pirates PNC Park, Pittsburgh, PA Sat May 13 2006, 7:05 PM EDT Att: 29,289 - Partly Cloudy - 65 F					
13 Nate McLouth, L OBP: 0.314, SLG: 0.312										3	0	0	0	0	0	0						
12 Freddy Sanchez, R OBP: 0.330, SLG: 0.484										3	0	1	0	1	0	0						
Jason Bay, R OBP: 0.422, SLG: 0.460										2	1	1	0	2	0	1						
Craig Wilson, R OBP: 0.367, SLG: 0.571										4	0	1	1	0	2	3						
Jeromy Burnitz, L OBP: 0.236, SLG: 0.344										3	0	0	0	1	2	1						
26 Ronny Paulino, R OBP: 0.343, SLG: 0.381										4	0	1	0	0	3	3						
Jose Castillo, R OBP: 0.313, SLG: 0.325										4	1	1	0	0	1	2						
57 Zach Duke, L 55 Matt Capps, R 6 Chris Duffy, L Roberto Hernandez, R 16 Salomon Torres, R 41 Ryan Doumit, S										1	0	0	0	0	1	1						
Inning Stats	R: 0 E: 0 K: 1 S: 13	H: 1 LOB: 1 BB: 0 P: 22	R: 0 E: 0 K: 3 S: 11	H: 0 LOB: 0 BB: 0 P: 12	R: 2 E: 0 K: 0 S: 17	H: 2 LOB: 2 BB: 2 P: 33	R: 0 E: 0 K: 1 S: 10	H: 1 LOB: 1 BB: 0 P: 13	R: 0 E: 0 K: 1 S: 11	H: 0 LOB: 0 BB: 0 P: 15	R: 1 E: 0 K: 3 S: 14	H: 2 LOB: 1 BB: 0 P: 20	R: 0 E: 0 K: 0 S: 9	H: 0 LOB: 0 BB: 0 P: 13	R: 0 E: 0 K: 2 S: 9	H: 0 LOB: 2 BB: 2 P: 19		R: 0 E: 0 K: 1 S: 10	H: 0 LOB: 0 BB: 0 P: 16	1B: 4 2B: 0 3B: 1 HR: 1	SF: 0 SAC: 1 DP: 0 HBP: 1	WP: 1 PB: 0 SB: 0 CS: 1
PITCHER	IP WLS BF H R ER SO BB IBB HBP BLK WP HR S P ERA WHIP																					
Scott Olsen, L ERA: 5.16	6.0 W 26 6 3 3 9 2 0 0 0 0 0 0 76 115 4.50 1.333																					
Matt Herges, R ERA: 3.79	1.0 H 3 0 0 0 0 0 0 0 0 0 0 9 13 0.00 0.000																					
19 Logan Kensing, R ERA: 2.7	1.0 H 5 0 0 0 2 2 0 0 0 0 0 9 19 0.00 2.000																					
Joe Borowski, R ERA: 4.15	1.0 S 3 0 0 0 1 0 0 0 0 0 0 10 16 0.00 0.000																					

Batter	1	2	3	4	5	6	7	8	9	AB	R	H	RBI	BB	SO	LOB	TOP					
2 Hanley Ramirez, R OBP: 0.406, SLG: 0.497 4 Alfredo Amezaga, S OBP: 0.297, SLG: 0.333	2-2 WP G3 1B	1-2 HR 1B	1-3 K			1-2 K 1B		1-3 K		5	2	3	0	0	2	0	Florida Marlins @ Pittsburgh Pirates PNC Park, Pittsburgh, PA Sun May 14 2006, 1:35 PM EDT Att: 15,921 - Cloudy - 66 F					
6 Dan Uggla, R OBP: 0.384, SLG: 0.449	1-2 G3 WP 14 SF7 HBP	4-1 HR BB	1-0 F8			1-1 K 1B		1-1 HBP		2	2	1	0	1	0	0						
Miguel Cabrera, R OBP: 0.438, SLG: 0.600 Wes Helms, R OBP: 0.314, SLG: 0.386	3-0 G3	0-0 HR	2-3 K			0-3 K		2-3 K		4	1	1	4	0	2	3						
14 Josh Willingham, R OBP: 0.385, SLG: 0.560 61 Reggie Abercrombie, R OBP: 0.291, SLG: 0.379	0-0 SF7	3-1 F8		1-3 K		0-3 K		0-2 L4		4	0	0	1	0	2	3						
Joe Borchard, S OBP: 0.308, SLG: 0.375 Chris Aquila, R OBP: 0.316, SLG: 0.353	0-1 HR	2-2 17 BB 2B 1B		2-0 F9		1-2 G3		0-1 P4		4	2	2	1	0	0	2						
17 Mike Jacobs, L OBP: 0.317, SLG: 0.368	2-1 1 BB 1B 1B	4-2 2B BB		2-2 F9			1-3 K	2-3 K		4	1	1	0	1	2	0						
Miguel Olivo, R OBP: 0.306, SLG: 0.495	0-2 1 BB 1B	2-0 1 WP 1H 2H 2B		3-1 F7			1-3 K	2-1 G5-3		5	0	2	2	0	1	0						
1 Eric Reed, L OBP: 0.205, SLG: 0.114	4-2 1B	1-3 K		0-0 B3			2-0 HBP			2	0	0	0	1	1							
Brian Moehler, R Randy Messenger, R Yusmeiro Petit, R	0-1 L6	0-1 G4-3		2-0 G1-3			1-3 K			4	0	0	0	0	1	5						
Inning Stats	R: 3 E: 0 K: 0 S: 18	H: 4 LOB: 3 BB: 1 P: 30	R: 5 E: 0 K: 1 S: 19	H: 4 LOB: 1 BB: 2 P: 36	R: 0 E: 0 K: 2 S: 7	H: 0 LOB: 0 BB: 0 P: 11	R: 0 E: 0 K: 1 S: 7	H: 0 LOB: 0 BB: 0 P: 12	R: 0 E: 0 K: 0 S: 4	H: 0 LOB: 0 BB: 0 P: 9	R: 0 E: 0 K: 2 S: 14	H: 2 LOB: 2 BB: 0 P: 17	R: 0 E: 0 K: 3 S: 11	H: 0 LOB: 1 BB: 0 P: 16	R: 0 E: 0 K: 2 S: 10	H: 0 LOB: 0 BB: 0 P: 14		R: 0 E: 0 K: 1 S: 8	H: 0 LOB: 0 BB: 0 P: 12	1B: 7 2B: 1 3B: 0 HR: 2	SF: 1 SAC: 0 DP: 0 HBP: 3	WP: 2 PB: 0 SB: 2 CS: 0
PITCHER	IP WLS BF H R ER SO BB IBB HBP BLK WP HR S P ERA WHIP																					
45 Ian Snell, R ERA: 6.0	1.1 L 14 7 7 7 0 2 0 1 0 0 1 2 29 51 47.25 6.750																					
Ryan Vogelsong, R ERA: 5.14	3.2 13 1 1 1 4 1 0 0 1 0 1 0 26 47 2.46 0.545																					
34 John Grabow, L ERA: 5.63	2.0 9 2 0 0 5 0 0 1 0 0 0 0 25 33 0.00 1.000																					
Damaso Marte, L ERA: 2.53	1.0 4 0 0 0 2 0 0 1 0 0 0 0 10 14 0.00 0.000																					
Michael Gonzalez, L ERA: 1.98	1.0 3 0 0 0 1 0 0 0 0 0 0 0 8 12 0.00 0.000																					

Batter	1	2	3	4	5	6	7	8	9	AB	R	H	RBI	BB	SO	LOB	BOTTOM					
José Bautista, R OBP: 0.414, SLG: 0.625	1-1 F7		4-2 6 G4-6-3 BB		1-2 G5-4-3			3-1 HR	2-2 F9	4	1	1	1	1	0	3	Florida Marlins @ Pittsburgh Pirates PNC Park, Pittsburgh, PA Sun May 14 2006, 1:35 PM EDT Att: 15,921 - Cloudy - 66 F					
6 Chris Duffy, L OBP: 0.255, SLG: 0.276	1-1 G2-3		2-0 G4-6-3		1-2		0-1 G3-1	1-1 G1-3		4	0	0	0	0	2							
12 Freddy Sanchez, R OBP: 0.356, SLG: 0.511	2-1 HBP		2-1 FC4-6 1B		0-1 F9 1B		0-1 F9 1B	0-0 1B 2B		3	1	3	0	0	0							
Jason Bay, R OBP: 0.418, SLG: 0.453	0-1 G6-3		1-2 L7		3-2 FC4-6		0-1 F9	2-3 K		4	0	1	0	0	1	3						
Jeremy Burnitz, L OBP: 0.236, SLG: 0.341		3-2 F7		3-2 FC4-6		0-1 F9		0-1 2H 1B		4	0	1	1	0	0	3						
Craig Wilson, R OBP: 0.355, SLG: 0.550		1-2 G5-3		0-0 L6		2-3 K		0-1 L6		4	0	0	0	0	1	4						
Jose Castillo, R OBP: 0.311, SLG: 0.322		1-2 L4		0-1 13 F9 26 1B		1-2 G4-3		3-3 K		4	0	1	0	0	1	0						
11 Humberto Cota, R OBP: 0.302, SLG: 0.265 26 Ronny Paulino, R OBP: 0.338, SLG: 0.373			1-1 F9		2-2 G5-4-3 1B		1-1 G5-3	2-3 K		0	0	0	0	0	0	0						
45 Ian Snell, R Ryan Vogelsong, R 13 Nate McLouth, L 34 John Grabow, L 2 Jack Wilson, R Damaso Marte, L Michael Gonzalez, R José Hernández, R	0-0 BB 1B		0-0 F9		0-1 F9		2-1 G1-3	0-1 1B		0	0	0	0	0	0	0						
Inning Stats	R: 0 E: 0 K: 0 S: 7	H: 0 LOB: 0 BB: 0 P: 11	R: 0 E: 0 K: 0 S: 15	H: 0 LOB: 0 BB: 0 P: 20	R: 0 E: 0 K: 0 S: 9	H: 1 LOB: 1 BB: 1 P: 16	R: 0 E: 0 K: 0 S: 9	H: 1 LOB: 1 BB: 0 P: 15	R: 0 E: 0 K: 1 S: 10	H: 2 LOB: 1 BB: 0 P: 13	R: 0 E: 0 K: 1 S: 12	H: 2 LOB: 2 BB: 0 P: 15	R: 0 E: 0 K: 0 S: 7	H: 0 LOB: 0 BB: 0 P: 11	R: 2 E: 0 K: 1 S: 12	H: 3 LOB: 1 BB: 0 P: 18		R: 0 E: 0 K: 2 S: 11	H: 1 LOB: 1 BB: 0 P: 18	1B: 8 2B: 1 3B: 0 HR: 1	SF: 0 SAC: 0 DP: 2 HBP: 1	WP: 0 PB: 0 SB: 0 CS: 0
PITCHER	IP WLS BF H R ER SO BB IBB HBP BLK WP HR S P ERA WHIP																					
Brian Moehler, R ERA: 8.23	7.1 W 30 8 2 2 1 1 0 0 0 0 0 7 74 110 2.46 1.227																					
Randy Messenger, R ERA: 2.63	0.2 3 1 0 0 1 0 0 0 0 0 0 0 7 9 0.00 1.500																					
Yusmeiro Petit, R ERA:	1.0 4 1 0 0 2 0 0 0 0 0 0 0 11 18 0.00 1.000																					

AB	36
R	8
H	10
RBI	8
BB	3
SO	12
LOB	15



AB	35
R	2
H	10
RBI	2
BB	1
SO	4
LOB	17



Batter	1	2	3	4	5	6	7	8	9	AB	R	H	RBI	BB	SO	LOB	TOP								
Felipe Lopez, S (1, 6) OBP: 0.380, SLG: 0.447										4	1	2	1	0	0	1	Cincinnati Reds @ Pittsburgh Pirates PNC Park, Pittsburgh, PA Tue May 16 2006, 7:05 PM EDT Att. 14,315 - Drizzlie - 53 F								
12 Edwin Encarnación, R (1, 5) OBP: 0.373, SLG: 0.511										4	0	1	0	0	1	0									
Ken Griffey Jr., L (1, 8) OBP: 0.398, SLG: 0.460										3	0	0	0	0	2	2									
Quinton McCracken, S (7, 8) OBP: 0.278, SLG: 0.313										1	0	0	0	0	0	0									
Austin Kearns, R (1, 9) OBP: 0.366, SLG: 0.524										3	0	0	0	1	1	2									
Adam Dunn, L (1, 7) OBP: 0.374, SLG: 0.541										4	0	1	0	0	1	1									
Jason LaRue, R (1, 2) OBP: 0.298, SLG: 0.327										4	0	0	0	0	2	1									
Scott Hatteberg, L (1, 3) OBP: 0.405, SLG: 0.424										3	0	1	0	0	2	1									
4 Brandon Phillips, R (1, 4) OBP: 0.325, SLG: 0.432										3	1	0	0	0	1	2									
39 Aaron Harang, R (1, 1) OBP: 0.217, SLG: 0.217										2	0	1	0	0	0	1									
31 Matt Belisle, R (5, 1)										0	0	0	0	0	0	0									
Mike Burns, R (7, 1)										0	0	0	0	0	0	0									
26 David Ross, R (8, PH)										1	1	2	0	0	0	0									
37 Brian Shackelford, L (8, 1)										0	0	0	0	0	0	0									
Inning Stats	R: 0 E: 0 K: 2 S: 12	H: 2 LOB: 1 BB: 0 P: 18	R: 0 E: 0 K: 1 S: 6	H: 0 LOB: 0 BB: 0 P: 10	R: 0 E: 0 K: 1 S: 6	H: 1 LOB: 0 BB: 0 P: 6	R: 0 E: 0 K: 3 S: 12	H: 0 LOB: 1 BB: 1 P: 20	R: 0 E: 0 K: 1 S: 7	H: 1 LOB: 1 BB: 0 P: 12	R: 0 E: 0 K: 0 S: 6	H: 0 LOB: 0 BB: 0 P: 9	R: 0 E: 0 K: 0 S: 8	H: 0 LOB: 0 BB: 0 P: 12	R: 3 E: 0 K: 0 S: 19	H: 2 LOB: 2 BB: 0 P: 29	R: 0 E: 0 K: 2 S: 9	H: 1 LOB: 1 BB: 0 P: 12	1B: 4 2B: 1 3B: 0 HR: 2	SF: 0 SAC: 0 DP: 1 HBP: 1	WP: 0 PB: 0 SB: 0 CS: 1	PA: 34			
PITCHER	IP	WLS	BF	H	R	ER	SO	BB	IBB	HBP	BLK	WP	HR	S	P	ERA	WHIP								
28 Paul Maholm, L (1, 1) ERA: 4.63	7.1	W	27	5	2	2	8	1	0	1	0	0	1	68	105	2.46	0.818								
16 Salomon Torres, R (8, 1) ERA: 5.11	0.2		3	1	1	1	0	0	0	0	0	0	1	8	11	13.50	1.500								
Damaso Marte, L (9, 1) ERA: 2.31	1.0		4	1	0	0	2	0	0	0	0	0	0	9	12	0.00	1.000								

AB	32
R	3
H	7
RBI	3
BB	1
SO	10
LOB	11



Batter	1	2	3	4	5	6	7	8	9	AB	R	H	RBI	BB	SO	LOB	BOTTOM								
José Bautista, R (1, 5) OBP: 0.471, SLG: 0.630										3	2	2	0	2	0	3	Cincinnati Reds @ Pittsburgh Pirates PNC Park, Pittsburgh, PA Tue May 16 2006, 7:05 PM EDT Att. 14,315 - Drizzlie - 53 F								
13 Nate McLouth, L (1, 8) OBP: 0.304, SLG: 0.293										4	1	0	0	1	2	6									
12 Freddy Sanchez, R (1, 6) OBP: 0.358, SLG: 0.505										3	2	1	1	1	0	3									
Jason Bay, R (1, 7) OBP: 0.418, SLG: 0.455										4	2	1	2	1	0	6									
Jeromy Burnitz, L (1, 9) OBP: 0.248, SLG: 0.364										5	0	3	4	0	2	2									
Craig Wilson, R (1, 3) OBP: 0.357, SLG: 0.544										5	0	2	1	0	2	2									
26 Ronny Paulino, R (1, 2) OBP: 0.342, SLG: 0.366										4	0	1	1	1	3	2									
Jose Castillo, R (1, 4) OBP: 0.314, SLG: 0.325										5	1	2	0	0	0	4									
28 Paul Maholm, L (1, 1) OBP: 0.063, SLG: 0.063										4	1	1	0	0	2	4									
16 Salomon Torres, R (8, 1)										0	0	0	0	0	0	0									
Damaso Marte, L (9, 1)										0	0	0	0	0	0	0									
Inning Stats	R: 0 E: 0 K: 1 S: 11	H: 1 LOB: 1 BB: 0 P: 19	R: 0 E: 0 K: 3 S: 9	H: 0 LOB: 0 BB: 0 P: 13	R: 4 E: 1 K: 2 S: 17	H: 4 LOB: 1 BB: 0 P: 28	R: 0 E: 0 K: 2 S: 11	H: 0 LOB: 0 BB: 0 P: 16	R: 3 E: 0 K: 0 S: 19	H: 1 LOB: 2 BB: 4 P: 38	R: 0 E: 0 K: 0 S: 10	H: 1 LOB: 1 BB: 1 P: 17	R: 0 E: 0 K: 2 S: 12	H: 3 LOB: 3 BB: 0 P: 17	R: 2 E: 0 K: 1 S: 14	H: 3 LOB: 2 BB: 1 P: 23	1B: 10 2B: 3 3B: 0 HR: 0	SF: 1 SAC: 0 DP: 0 HBP: 0	WP: 0 PB: 0 SB: 1 CS: 0	PA: 44					
PITCHER	IP	WLS	BF	H	R	ER	SO	BB	IBB	HBP	BLK	WP	HR	S	P	ERA	WHIP								
39 Aaron Harang, R (1, 1) ERA: 4.15	4.1	L	23	6	7	3	8	3	0	0	0	0	0	60	102	6.23	2.077								
31 Matt Belisle, R (5, 1) ERA: 4.11	1.2		8	1	0	0	0	2	0	0	0	0	0	17	29	0.00	1.800								
Mike Burns, R (7, 1) ERA: 0.76	1.0		6	3	0	0	2	0	0	0	0	0	0	12	17	0.00	3.000								
37 Brian Shackelford, L (8, 1) ERA: 8.22	1.0		7	3	2	2	1	1	0	0	0	0	0	14	23	18.00	4.000								



Batter	1	2	3	4	5	6	7	8	9	AB	R	H	RBI	BB	SO	LOB	TOP		
José Bautista, R OBP: 0.417, SLG: 0.472 (1, 8)	1-1 F8		0-0 G5-3			0-3 K			0-3 K	4	0	0	0	0	2	1	Pittsburgh Pirates @ Cleveland Indians Jacobs Field, Cleveland, OH Fri May 19 2006, 7:05 PM EDT Att: 32,499 - Overcast - 53 F		
2 Jack Wilson, R OBP: 0.343, SLG: 0.463 (1, 6)	0-1 G6-3			0-1 F9		1-2 L4			3-1 F8	4	0	0	0	0	0	0			
12 Freddy Sanchez, R OBP: 0.375, SLG: 0.559 (1, 5)	2-2 G5-3			1-1 HR		0-2 G6-3			1-3 K2-3	4	1	1	1	0	1	0			
Jason Bay, R OBP: 0.415, SLG: 0.465 (1, 7)		2-1 G4-3		0-2 G5-3			1-1 F9			3	0	0	0	0	0	0			
Craig Wilson, R OBP: 0.353, SLG: 0.525 (1, 3)	0-1 F9			4-2 BB			2-3 K			2	0	0	0	1	1	0			
41 Ryan Doumit, S OBP: 0.286, SLG: 0.500 (1, 10)	1-3 K			1-2 P2			0-0 G5-3			3	0	0	0	0	1	1			
Jeremy Burnitz, L OBP: 0.248, SLG: 0.371 (1, 9)			0-3 K			0-3 K		2-0 G6-3 1B		3	0	1	0	0	2	0			
26 Ronny Paulino, R OBP: 0.330, SLG: 0.373 (1, 2)			0-3 K		2-2 G4-3			0-0 G6-3 1-2		3	0	0	0	0	1	1			
Jose Castillo, R OBP: 0.338, SLG: 0.360 (1, 4)	0-1 1B			1-0 G5-3			0-3 K			3	0	1	0	0	1	0			
Inning Stats	R: 0 E: 0 K: 0 S: 8	H: 0 LOB: 0 BB: 0 P: 11	R: 0 E: 0 K: 1 S: 7	H: 0 LOB: 0 BB: 0 P: 10	R: 0 E: 0 K: 2 S: 10	H: 1 LOB: 1 BB: 0 P: 10	R: 1 E: 0 K: 0 S: 14	H: 1 LOB: 1 BB: 1 P: 20	R: 0 E: 0 K: 1 S: 8	H: 0 LOB: 0 BB: 0 P: 11	R: 0 E: 0 K: 1 S: 6	H: 0 LOB: 0 BB: 0 P: 9	R: 0 E: 0 K: 1 S: 5	H: 1 LOB: 0 BB: 0 P: 7	R: 0 E: 0 K: 2 S: 8	H: 0 LOB: 0 BB: 0 P: 12	1B: 2 2B: 0 3B: 0 HR: 1	SF: 0 SAC: 0 DP: 1 HBP: 0	WP: 0 PA: 30 PB: 0 SB: 0 CS: 0
PITCHER CC Sabathia, L ERA: 1.95 (1, 1)	IP: 9.0 WLS: W BF: 30 H: 3 R: 1 ER: 1 SO: 9 BB: 1 IBB: 0 HBP: 0 BLK: 0 WP: 0 HR: 1 S: 77 P: 102 ERA: 1.00 WHIP: 0.444															PITCHER			

Batter	1	2	3	4	5	6	7	8	9	AB	R	H	RBI	BB	SO	LOB	BOTTOM		
24 Grady Sizemore, L OBP: 0.366, SLG: 0.508 (1, 8)	1-1 HR	0-2 1B		2-3 K			4-2 G4-6-3 BB			3	1	2	1	1	1	2	Pittsburgh Pirates @ Cleveland Indians Jacobs Field, Cleveland, OH Fri May 19 2006, 7:05 PM EDT Att: 32,499 - Overcast - 53 F		
Jason Michaels, R OBP: 0.331, SLG: 0.340 (1, 7)	2-1 G6-3	1-0 F9			4-1 41 BB BB		2-2 G4-6-3			3	0	0	0	1	0	2			
2 Jhonny Peralta, R OBP: 0.339, SLG: 0.359 (1, 6)	4-1 41 2B BB		2-3 K		2-3 K		1-1 F7			3	1	0	0	1	2	1			
48 Travis Hafner, L OBP: 0.440, SLG: 0.658 (1, 10)	2-3 K		3-2 G4-3		1-1 L9			2-3 K		4	0	0	0	0	2	2			
41 Victor Martinez, S OBP: 0.369, SLG: 0.483 (1, 2)	2-0 1B 2B		1-0 G5-3		4-0 1-2 BB			1-0 G5-3		3	1	1	1	1	0	0			
Eduardo Perez, R OBP: 0.377, SLG: 0.677 (1, 3)	1-1 1B 2B			2-2 G6-3	2-1 P3			2-1 HR		4	1	2	2	0	0	2			
Ben Broussard, L OBP: 0.434, SLG: 0.592 (9, 3)	2-H 1B									0	0	0	0	0	0	0			
Casey Blake, R OBP: 0.441, SLG: 0.600 (1, 9)	2-3 K			4-0 BB		0-1 F8		4-0 BB		2	0	0	0	2	1	1			
Ronnie Belliard, R OBP: 0.319, SLG: 0.338 (1, 4)		1-0 G5-3		2-2 P4		0-0 F7		1-3 K		4	0	0	0	0	1	2			
Aaron Boone, R OBP: 0.336, SLG: 0.363 (1, 5)		0-3 K		4-1 BB		0-0 G6-3				2	0	0	0	1	1	0			
Lou Merloni, R (8, 5)				1-2 BB						0	0	0	0	0	0	0			
Inning Stats	R: 3 E: 0 K: 2 S: 15	H: 3 LOB: 1 BB: 1 P: 29	R: 0 E: 0 K: 1 S: 8	H: 1 LOB: 1 BB: 0 P: 10	R: 0 E: 0 K: 1 S: 7	H: 0 LOB: 0 BB: 0 P: 13	R: 0 E: 0 K: 1 S: 12	H: 0 LOB: 2 BB: 2 P: 26	R: 0 E: 0 K: 0 S: 9	H: 0 LOB: 0 BB: 2 P: 22	R: 0 E: 0 K: 0 S: 4	H: 0 LOB: 0 BB: 0 P: 4	R: 0 E: 0 K: 0 S: 8	H: 0 LOB: 0 BB: 1 P: 15	R: 1 E: 0 K: 2 S: 9	H: 1 LOB: 1 BB: 1 P: 19	1B: 2 2B: 1 3B: 0 HR: 2	SF: 0 SAC: 0 DP: 1 HBP: 0	WP: 0 PA: 35 PB: 0 SB: 1 CS: 0
PITCHER 57 Zach Duke, L ERA: 4.19 (1, 1)	IP: 7.0 WLS: L BF: 30 H: 4 R: 3 ER: 3 SO: 6 BB: 6 IBB: 0 HBP: 0 BLK: 0 WP: 0 HR: 1 S: 63 P: 119 ERA: 3.86 WHIP: 1.429															PITCHER			
34 John Grabow, L ERA: 5.6 (8, 1)	IP: 1.0 WLS: L BF: 5 H: 1 R: 1 ER: 1 SO: 2 BB: 1 IBB: 0 HBP: 0 BLK: 0 WP: 0 HR: 0 S: 9 P: 19 ERA: 9.00 WHIP: 2.000															PITCHER			

Batter	1	2	3	4	5	6	7	8	9	AB	R	H	RBI	BB	SO	LOB	TOP				
13 Nate McLouth, L OBP: 0.314, SLG: 0.363			G4-3	2 SF8 BB	G6-3			G4-6-3		4	2	1	1	1	0	2					
2 Jack Wilson, R OBP: 0.336, SLG: 0.457	G6-3		12 HR BB	SF8		P5			F7	4	1	1	1	0	0	0					
12 Freddy Sanchez, R OBP: 0.384, SLG: 0.557	G5-4-3		HR	CI 1B		G4-1			P6	4	1	2	0	1	0	0					
Jason Bay, R OBP: 0.420, SLG: 0.510	G5-4-3		HR	CI 1B		K			HR	5	2	3	4	0	1	1					
Jeremy Burnitz, L OBP: 0.255, SLG: 0.381		41 HR 1B		CI		G3-1			G3	4	1	2	0	0	0	0					
41 Ryan Doumit, S OBP: 0.282, SLG: 0.471	G5-4-3		G6-3	G3		K				4	0	1	0	0	1	4					
Craig Wilson, R OBP: 0.350, SLG: 0.516	G5-4-3			F9		G5-3				4	0	1	0	0	0	1					
26 Ronny Paulino, R OBP: 0.326, SLG: 0.379	G6-3			HR		FC4-6		F8		4	1	1	0	0	0	1					
Jose Castillo, R OBP: 0.342, SLG: 0.386			L4	HR		G3-1				4	1	2	2	0	0	1					
Inning Stats	R: 1 E: 0 K: 0 S: 12	H: 2 LOB: 0 BB: 0 P: 19	R: 1 E: 0 K: 0 S: 6	H: 2 LOB: 0 BB: 0 P: 12	R: 3 E: 0 K: 0 S: 10	H: 3 LOB: 1 BB: 1 P: 17	R: 3 E: 1 K: 0 S: 16	H: 4 LOB: 3 BB: 0 P: 27	R: 0 E: 0 K: 1 S: 8	H: 0 LOB: 0 BB: 0 P: 10	R: 0 E: 0 K: 1 S: 7	H: 0 LOB: 0 BB: 0 P: 11	R: 0 E: 0 K: 0 S: 5	H: 1 LOB: 0 BB: 0 P: 8	R: 1 E: 0 K: 0 S: 16	H: 1 LOB: 0 BB: 0 P: 25	1B: 8 2B: 2 3B: 0 HR: 4	SF: 1 SAC: 0 DP: 3 HBP: 0	WP: 0 PB: 0 SB: 2 CS: 0	PA: 41	
PITCHER	IP	WLS	BF	H	R	ER	SO	BB	IBB	HBP	BLK	WP	HR	S	P	ERA	WHIP				
Jason Johnson, R ERA: 6.52	3.2	L	21	10	8	8	0	2	0	0	0	0	3	39	69	19.64	3.273				
55 Roberto Hernandez, R ERA: 6.53	3.2		15	3	0	0	2	0	0	0	0	0	0	32	44	0.00	0.818				
Scott Sauerbeck, L ERA: 3.96	0.2		1	0	0	0	0	0	0	0	0	0	0	1	2	0.00	0.000				
Guillermo Mota, R ERA: 5.6	1.0		4	1	1	1	0	0	0	0	0	0	1	16	25	9.00	1.000				

Pittsburgh Pirates @ Cleveland Indians
Jacobs Field, Cleveland, OH
Sat May 20 2006, 7:05 PM EDT
Att: 30,799 - Clear - 62 F

AB	37
R	9
H	14
RBI	8
BB	2
SO	2
LOB	10



Batter	1	2	3	4	5	6	7	8	9	AB	R	H	RBI	BB	SO	LOB	BOTTOM				
24 Grady Sizemore, L OBP: 0.367, SLG: 0.519	FC6-4		G3	HR		K			K	4	1	1	3	1	2	1					
Casey Blake, R OBP: 0.440, SLG: 0.600	FC6-4		K	2S		1B			K	5	1	2	0	0	2	2					
2 Jhonny Peralla, R OBP: 0.330, SLG: 0.349	K		K	F8		F8			K	5	0	0	0	0	3	3					
48 Travis Hafner, L OBP: 0.435, SLG: 0.645	BB		G4-3			F8			L4	3	0	0	0	1	0	1					
41 Victor Martinez, S OBP: 0.372, SLG: 0.481	G3-1		F7	WP		BB			FC6	3	0	1	1	1	0	2					
Ben Broussard, L OBP: 0.436, SLG: 0.594			1B	FC4-6		K			FC6	3	2	1	0	1	1	2					
Ronnie Belliard, R OBP: 0.317, SLG: 0.335			SH1-4	FC5		G4-3			G4-3	4	1	1	1	0	0	2					
Todd Hollandsworth, L OBP: 0.268, SLG: 0.450			24 HR	FC4-6					G5-3	1	1	0	0	1	0	2					
Jason Michaels, R OBP: 0.333, SLG: 0.342			24 G3	FC4-6					G5-3	2	0	1	0	0	0	0					
Lou Merloni, R OBP: 0.342, SLG: 0.342			SH1-4	G6-3		G5-4-3			F9	3	0	0	1	0	0	2					
Inning Stats	R: 0 E: 0 K: 1 S: 13	H: 0 LOB: 2 BB: 2 P: 25	R: 2 E: 0 K: 1 S: 14	H: 2 LOB: 1 BB: 1 P: 22	R: 0 E: 0 K: 1 S: 7	H: 0 LOB: 0 BB: 0 P: 12	R: 3 E: 1 K: 0 S: 19	H: 2 LOB: 1 BB: 1 P: 29	R: 0 E: 0 K: 1 S: 6	H: 1 LOB: 0 BB: 0 P: 9	R: 1 E: 0 K: 0 S: 9	H: 2 LOB: 1 BB: 0 P: 17	R: 0 E: 0 K: 0 S: 7	H: 0 LOB: 0 BB: 0 P: 9	R: 0 E: 0 K: 3 S: 11	H: 0 LOB: 0 BB: 0 P: 14	1B: 4 2B: 2 3B: 0 HR: 1	SF: 0 SAC: 1 DP: 1 HBP: 0	WP: 1 PB: 0 SB: 1 CS: 0	PA: 39	
PITCHER	IP	WLS	BF	H	R	ER	SO	BB	IBB	HBP	BLK	WP	HR	S	P	ERA	WHIP				
45 Ian Snell, R ERA: 5.74	5.0	W	25	4	5	2	4	5	0	0	0	0	0	6	9	0.00	1.000				
Damaso Marte, L ERA: 2.7	1.0	H	3	1	0	0	1	0	0	0	0	0	0	9	17	9.00	2.000				
16 Salomon Torres, R ERA: 4.94	1.0	H	5	2	1	1	0	0	0	0	0	0	0	7	9	0.00	2.000				
Roberto Hernandez, R ERA: 1.96	1.0	H	3	0	0	0	0	0	0	0	0	0	0	7	9	0.00	0.000				
Michael Gonzalez, L ERA: 1.65	1.0	S	3	0	0	0	3	0	0	0	0	0	0	11	14	0.00	0.000				

Pittsburgh Pirates @ Cleveland Indians
Jacobs Field, Cleveland, OH
Sat May 20 2006, 7:05 PM EDT
Att: 30,799 - Clear - 62 F

AB	33
R	6
H	7
RBI	6
BB	5
SO	8
LOB	17



Batter	1	2	3	4	5	6	7	8	9	10	AB	R	H	RBI	BB	SO	LOB	TOP			
13 Nate McLouth, L OBP: 0.327, SLG: 0.385	P6		1B			F9		2B		K	5	1	3	0	0	1	0				
2 Jack Wilson, R OBP: 0.333, SLG: 0.455	G5-3		K			F9		B2		K	5	0	1	0	0	1	3				
12 Freddy Sanchez, R OBP: 0.369, SLG: 0.558	1B		P3			1B		F9		G6-3	5	1	2	1	0	0	3				
Jason Bay, R OBP: 0.417, SLG: 0.500	F9					G1-3		K			3	0	0	0	0	1	3				
Jeremy Burnitz, L OBP: 0.280, SLG: 0.384			F8			P2					4	0	2	1	0	0	1				
41 Ryan Daumit, S OBP: 0.286, SLG: 0.459			1B			G3-6-1					3	0	1	0	0	0	2				
37 Yurendell Decaster, R (9, PR)											0	0	0	0	0	0	0				
Craig Wilson, R OBP: 0.343, SLG: 0.504			F9			E5		F8		FC3-5	3	0	0	0	0	0	1				
José Hernández, R OBP: 0.200, SLG: 0.213						G1-6-3					1	0	0	0	0	0	2				
Jose Castillo, R OBP: 0.333, SLG: 0.375			F9			G1-6-3		P6		G6-4-3	4	0	0	0	0	0	4				
11 Humberto Cota, R OBP: 0.281, SLG: 0.245			K			K		K		P6	4	0	0	0	0	3	0				
Inning Stats	R: 0 E: 0 K: 0 S: 10	H: 1 LOB: 1 P: 16	R: 0 E: 0 K: 0 S: 11	H: 1 LOB: 1 BB: 0 P: 17	R: 0 E: 0 K: 2 S: 13	H: 1 LOB: 1 BB: 0 P: 15	R: 0 E: 0 K: 0 S: 8	H: 0 LOB: 0 BB: 0 P: 11	R: 0 E: 1 K: 1 S: 10	H: 0 LOB: 0 BB: 0 P: 11	R: 2 E: 0 K: 0 S: 14	H: 3 LOB: 1 BB: 0 P: 16	R: 0 E: 0 K: 1 S: 7	H: 1 LOB: 1 BB: 0 P: 11	R: 0 E: 0 K: 0 S: 7	H: 1 LOB: 2 BB: 0 P: 9	R: 0 E: 0 K: 1 S: 9	H: 1 LOB: 1 BB: 0 P: 14	1B: 6 2B: 3 3B: 0 HR: 0	SF: 0 SAC: 1 DP: 3 HBP: 1	WP: 0 PA: 39
PITCHER	IP WLS BF H R ER SO BB IBB HBP BLK WP HR S P ERA WHIP	IP WLS BF H R ER SO BB IBB HBP BLK WP HR S P ERA WHIP	IP WLS BF H R ER SO BB IBB HBP BLK WP HR S P ERA WHIP	IP WLS BF H R ER SO BB IBB HBP BLK WP HR S P ERA WHIP	IP WLS BF H R ER SO BB IBB HBP BLK WP HR S P ERA WHIP	IP WLS BF H R ER SO BB IBB HBP BLK WP HR S P ERA WHIP	IP WLS BF H R ER SO BB IBB HBP BLK WP HR S P ERA WHIP	IP WLS BF H R ER SO BB IBB HBP BLK WP HR S P ERA WHIP	IP WLS BF H R ER SO BB IBB HBP BLK WP HR S P ERA WHIP	IP WLS BF H R ER SO BB IBB HBP BLK WP HR S P ERA WHIP	IP WLS BF H R ER SO BB IBB HBP BLK WP HR S P ERA WHIP	IP WLS BF H R ER SO BB IBB HBP BLK WP HR S P ERA WHIP	IP WLS BF H R ER SO BB IBB HBP BLK WP HR S P ERA WHIP	IP WLS BF H R ER SO BB IBB HBP BLK WP HR S P ERA WHIP	IP WLS BF H R ER SO BB IBB HBP BLK WP HR S P ERA WHIP	IP WLS BF H R ER SO BB IBB HBP BLK WP HR S P ERA WHIP	IP WLS BF H R ER SO BB IBB HBP BLK WP HR S P ERA WHIP	IP WLS BF H R ER SO BB IBB HBP BLK WP HR S P ERA WHIP	IP WLS BF H R ER SO BB IBB HBP BLK WP HR S P ERA WHIP	IP WLS BF H R ER SO BB IBB HBP BLK WP HR S P ERA WHIP	IP WLS BF H R ER SO BB IBB HBP BLK WP HR S P ERA WHIP
Paul Byrd, R ERA: 5.92	7.0	27	6	2	2	4	0	0	0	0	0	0	0	0	0	0	0	2.57	0.857		
63 Rafael Betancourt, R ERA: 4.5	1.0	4	1	0	0	1	0	0	0	0	0	0	0	0	0	0	0	0.00	1.000		
Bob Wickman, R ERA: 2.77	2.0	8	2	0	0	1	0	0	0	0	0	0	0	0	0	0	0	0.00	1.000		

Pittsburgh Pirates @ Cleveland Indians
Jacobs Field, Cleveland, OH
Sun May 21 2006, 1:05 PM EDT
Att. 31,589 - Sunny - 54 F


AB	37
R	2
H	9
RBI	2
BB	0
SO	6
LOB	19



Batter	1	2	3	4	5	6	7	8	9	10	AB	R	H	RBI	BB	SO	LOB	BOTTOM					
24 Grady Sizemore, L OBP: 0.362, SLG: 0.508	K		K			F7		K		K	6	0	1	1	0	4	0						
Jason Michaels, R OBP: 0.335, SLG: 0.390	41 2B		K			P4		2 2B		K	5	2	2	0	0	2	0						
2 Johnny Peralta, R OBP: 0.342, SLG: 0.369	41 2B		41 2B			P6		41 2B		48 BB	4	0	3	1	0	0	0						
48 Travis Hafner, L OBP: 0.435, SLG: 0.632	K		K			G3		BB		BB	3	0	0	0	2	2	3						
41 Victor Martinez, S OBP: 0.379, SLG: 0.464	1-3 2-H		FC4			BB		G3-1		G3	3	0	1	1	2	0	4						
Eduardo Perez, R OBP: 0.375, SLG: 0.677	G1-3		FC4			FC4		2B		BB	3	0	1	0	0	0	3						
Ben Broussard, L OBP: 0.429, SLG: 0.583			FC4-6			FC4-6		2B		F8	2	0	0	0	0	1	0						
Casey Blake, R OBP: 0.439, SLG: 0.597			G6-3			FC4-6		G6-4-3		P6	4	0	1	0	1	0	1						
Aaron Boone, R OBP: 0.338, SLG: 0.360			K			G6-4-3		G6-4-3		F8	4	1	1	0	0	1	4						
Lou Merloni, R			K			HBP		F8		2B	4	1	1	0	0	1	4						
Ronnie Belliard, R OBP: 0.320, SLG: 0.344			K			FC6-4		L5		24 1B	3	0	0	0	0	2	2						
Inning Stats	R: 1 E: 0 K: 2 S: 12	H: 2 LOB: 2 BB: 0 P: 22	R: 0 E: 0 K: 2 S: 9	H: 0 LOB: 0 BB: 0 P: 11	R: 0 E: 0 K: 3 S: 21	H: 1 LOB: 1 BB: 0 P: 27	R: 0 E: 1 K: 0 S: 7	H: 0 LOB: 2 BB: 1 P: 17	R: 0 E: 1 K: 0 S: 6	H: 0 LOB: 0 BB: 0 P: 10	R: 0 E: 0 K: 0 S: 5	H: 1 LOB: 2 BB: 2 P: 15	R: 1 E: 0 K: 2 S: 21	H: 2 LOB: 2 BB: 1 P: 30	R: 0 E: 0 K: 1 S: 9	H: 1 LOB: 1 BB: 0 P: 12	R: 0 E: 0 K: 2 S: 15	H: 1 LOB: 2 BB: 1 P: 27	R: 1 E: 0 K: 0 S: 13	H: 3 LOB: 2 BB: 0 P: 21	1B: 4 2B: 7 3B: 0 HR: 0	SF: 0 SAC: 0 DP: 1 HBP: 2	WP: 0 PA: 46
PITCHER	IP WLS BF H R ER SO BB IBB HBP BLK WP HR S P ERA WHIP	IP WLS BF H R ER SO BB IBB HBP BLK WP HR S P ERA WHIP	IP WLS BF H R ER SO BB IBB HBP BLK WP HR S P ERA WHIP	IP WLS BF H R ER SO BB IBB HBP BLK WP HR S P ERA WHIP	IP WLS BF H R ER SO BB IBB HBP BLK WP HR S P ERA WHIP	IP WLS BF H R ER SO BB IBB HBP BLK WP HR S P ERA WHIP	IP WLS BF H R ER SO BB IBB HBP BLK WP HR S P ERA WHIP	IP WLS BF H R ER SO BB IBB HBP BLK WP HR S P ERA WHIP	IP WLS BF H R ER SO BB IBB HBP BLK WP HR S P ERA WHIP	IP WLS BF H R ER SO BB IBB HBP BLK WP HR S P ERA WHIP	IP WLS BF H R ER SO BB IBB HBP BLK WP HR S P ERA WHIP	IP WLS BF H R ER SO BB IBB HBP BLK WP HR S P ERA WHIP	IP WLS BF H R ER SO BB IBB HBP BLK WP HR S P ERA WHIP	IP WLS BF H R ER SO BB IBB HBP BLK WP HR S P ERA WHIP	IP WLS BF H R ER SO BB IBB HBP BLK WP HR S P ERA WHIP	IP WLS BF H R ER SO BB IBB HBP BLK WP HR S P ERA WHIP	IP WLS BF H R ER SO BB IBB HBP BLK WP HR S P ERA WHIP	IP WLS BF H R ER SO BB IBB HBP BLK WP HR S P ERA WHIP	IP WLS BF H R ER SO BB IBB HBP BLK WP HR S P ERA WHIP	IP WLS BF H R ER SO BB IBB HBP BLK WP HR S P ERA WHIP	IP WLS BF H R ER SO BB IBB HBP BLK WP HR S P ERA WHIP		
28 Paul Maholm, L ERA: 4.33	5.1	25	4	1	1	7	2	1	2	0	0	0	0	0	0	0	0	1.69	1.125				
55 Matt Capps, R ERA: 4.94	1.1	5	2	1	1	2	0	0	0	0	0	0	0	0	0	0	0	6.75	1.500				
34 John Grabow, L ERA: 5.0	0.0	1	0	0	0	0	1	0	0	0	0	0	0	0	0	0	0	0.00	0.000				
16 Salomon Torres, R ERA: 4.71	1.1	5	1	0	0	1	0	0	0	0	0	0	0	0	0	0	0	12.15	0.750				
Roberto Hernandez, R ERA: 1.86	1.0	5	1	0	0	2	1	0	0	0	0	0	0	0	0	0	0	0.00	2.000				

Pittsburgh Pirates @ Cleveland Indians
Jacobs Field, Cleveland, OH
Sun May 21 2006, 1:05 PM EDT
Att. 31,589 - Sunny - 54 F

AB	39
R	3
H	11
RBI	3
BB	5
SO	12
LOB	18



Batter	1	2	3	4	5	6	7	8	9	AB	R	H	RBI	BB	SO	LOB	TOP										
13 Nate McLouth, L OBP: 0.321, SLG: 0.386	F8		P4-6		F8			G4-3	F7	5	0	1	0	0	0	2	Pittsburgh Pirates @ Arizona Diamondbacks Chase Field, Phoenix, AZ Mon May 22 2006, 6:40 PM MST Att: 18,129 - Clear - 78 F										
2 Jack Wilson, R OBP: 0.331, SLG: 0.449	G4-3		K					F7		4	0	1	0	0	1	1											
12 Freddy Sanchez, R OBP: 0.373, SLG: 0.540	P5		P4-6		G4-6-3			F8		4	0	0	0	0	2												
Jason Bay, R OBP: 0.418, SLG: 0.519					K				BB 1B	4	2	2	1	0	2	0											
Jeremy Burnitz, L OBP: 0.272, SLG: 0.389	P6							BB	BB	3	1	2	0	1	0	0											
Craig Wilson, R OBP: 0.340, SLG: 0.492	K				K			K	1B	3	0	0	0	1	3	2											
26 Ronny Paulino, R OBP: 0.333, SLG: 0.371	2B				FC6-4			BB	BB	2	0	0	0	2	0	4											
Jose Castillo, R OBP: 0.344, SLG: 0.392					K				P3	4	0	3	2	0	1	0											
Oliver Pérez, L OBP: 0.167, SLG: 0.167					K				1B	2	0	0	0	0	2	2											
41 Ryan Doumit, S OBP: 0.279, SLG: 0.447	K				K				K	1	0	0	0	0	0	2											
Damaso Marte, L OBP: 0.196, SLG: 0.208								P3	K	0	0	0	0	0	0	0											
16 Salomon Torres, R OBP: 0.196, SLG: 0.208										1	0	0	0	0	1	2											
Inning Stats	R: 0 E: 0 K: 0 S: 9	H: 0 LOB: 0 BB: 0 P: 15	R: 1 E: 0 K: 2 S: 18	H: 2 LOB: 2 BB: 1 P: 26	R: 0 E: 0 K: 1 S: 6	H: 1 LOB: 1 BB: 0 P: 9	R: 0 E: 0 K: 2 S: 10	H: 1 LOB: 1 BB: 0 P: 14	R: 0 E: 0 K: 1 S: 8	H: 0 LOB: 0 BB: 0 P: 10	R: 0 E: 0 K: 1 S: 7	H: 1 LOB: 0 BB: 0 P: 9	R: 0 E: 0 K: 1 S: 14	H: 1 LOB: 2 BB: 2 P: 26	R: 0 E: 0 K: 0 S: 6	H: 0 LOB: 0 BB: 0 P: 11	R: 2 E: 0 K: 1 S: 16	H: 3 LOB: 2 BB: 1 P: 22	1B: 6 2B: 3 3B: 0 HR: 1	SF: 0 SAC: 0 DP: 2 HBP: 0	WP: 0 PA: 37 PB: 0 SB: 0 CS: 1						
PITCHER	IP	WLS	BF	H	R	ER	SO	BB	IBB	HBP	BLK	WP	HR	S	P	ERA	WHIP										
Orlando Hernandez, R ERA: 6.11	(1, 1)	7.0	27	6	1	1	9	3	0	0	0	0	1	72	109	1.29	1.286										
28 Brandon Medders, R ERA: 2.81	(8, 1)	1.0	W	3	0	0	0	0	0	0	0	0	0	6	11	0.00	0.000										
Jose Valverde, R ERA: 3.44	(9, 1)	1.0	S	7	3	2	2	1	1	0	0	0	0	16	22	18.00	4.000										

Batter	1	2	3	4	5	6	7	8	9	AB	R	H	RBI	BB	SO	LOB	BOTTOM										
Craig Counsell, L OBP: 0.397, SLG: 0.404	2B	K			K			SH5-4	E1	4	0	2	1	0	2	1	Pittsburgh Pirates @ Arizona Diamondbacks Chase Field, Phoenix, AZ Mon May 22 2006, 6:40 PM MST Att: 18,129 - Clear - 78 F										
22 Eric Byrnes, R OBP: 0.380, SLG: 0.571	F8		F7					G6-3	G5-3	5	0	1	0	0	3												
Luis Gonzalez, L OBP: 0.387, SLG: 0.491			P5							4	0	2	1	0	1	1											
34 Conor Jackson, R OBP: 0.372, SLG: 0.472										2	0	0	0	1	0	2											
Jose Valverde, R ERA: 3.44	HBP				F9			G4-3		0	0	0	0	0	0	0											
Shawn Green, L OBP: 0.374, SLG: 0.436	P4		G3							3	1	0	0	1	0	4											
Damion Easley, R OBP: 0.397, SLG: 0.429	F8				F9					3	1	1	0	1	0	3											
Johnny Estrada, S OBP: 0.336, SLG: 0.483			G5-3		P6					3	0	0	0	0	1												
1 Orlando Hudson, S OBP: 0.308, SLG: 0.296										2	1	1	1	1	1	1											
Orlando Hernandez, R ERA: 6.04	(1, 1)	6.0	26	4	0	0	4	3	0	1	1	1	1	1	1	1											
Andy Green, R ERA: 3.6	(7, PH)	1.2	L	11	3	4	2	2	0	0	0	0	0	0	0	0											
28 Brandon Medders, R ERA: 2.81	(8, 1)	0.1		0	0	0	0	0	0	0	0	0	0	0	0	0											
Tony Clark, S OBP: 0.310, SLG: 0.390	(9, 3)									1	0	0	0	0	1	2											
Inning Stats	R: 0 E: 0 K: 0 S: 11	H: 2 LOB: 3 BB: 0 P: 17	R: 0 E: 0 K: 1 S: 8	H: 0 LOB: 1 BB: 1 P: 14	R: 0 E: 0 K: 0 S: 9	H: 0 LOB: 1 BB: 1 P: 16	R: 0 E: 0 K: 0 S: 10	H: 1 LOB: 1 BB: 0 P: 14	R: 0 E: 0 K: 2 S: 12	H: 1 LOB: 1 BB: 0 P: 21	R: 0 E: 0 K: 1 S: 11	H: 0 LOB: 1 BB: 1 P: 15	R: 1 E: 0 K: 0 S: 9	H: 1 LOB: 1 BB: 1 P: 16	R: 3 E: 2 K: 1 S: 18	H: 2 LOB: 1 BB: 1 P: 27	1B: 5 2B: 2 3B: 0 HR: 0	SF: 1 SAC: 3 DP: 0 HBP: 1	WP: 0 PA: 38 PB: 0 SB: 0 CS: 0								
PITCHER	IP	WLS	BF	H	R	ER	SO	BB	IBB	HBP	BLK	WP	HR	S	P	ERA	WHIP										
Oliver Pérez, L ERA: 6.04	(1, 1)	6.0	26	4	0	0	4	3	0	1	1	1	1	1	1	1	1.67										
Damaso Marte, L ERA: 3.6	(7, 1)	1.2	L	11	3	4	2	2	0	0	0	0	0	25	41	10.80	3.000										
16 Salomon Torres, R ERA: 4.66	(8, 1)	0.1		0	0	0	0	0	0	0	0	0	0	2	2	0.00	0.000										

Batter	1	2	3	4	5	6	7	8	9	AB	R	H	RBI	BB	SO	LOB	TOP								
13 Nate McLouth, L OBP: 0.328, SLG: 0.385	F7		F8				L4		SF7	3	1	0	0	2	0	1	Pittsburgh Pirates @ Arizona Diamondbacks Chase Field, Phoenix, AZ Wed May 24 2006, 3:40 PM MST Att. 18,411 - Roof Closed - 80 F								
2 Jack Wilson, R OBP: 0.336, SLG: 0.444	1B		G1-6-3				G1-3		K	5	0	2	1	0	1	3									
12 Freddy Sanchez, R OBP: 0.378, SLG: 0.530	F8								1B	5	1	2	1	0	0	3									
Jason Bay, R OBP: 0.424, SLG: 0.579	G5-3								1B	4	2	2	3	0	0	1									
Craig Wilson, R OBP: 0.353, SLG: 0.522		HR							F7	5	1	4	1	0	0	1									
Jose Bautista, R OBP: 0.385, SLG: 0.425	G4-3									4	0	0	0	0	0	4									
Jose Castillo, R OBP: 0.333, SLG: 0.378	G6-3									4	0	0	0	0	0	1									
26 Ronny Paulino, R OBP: 0.337, SLG: 0.365	G4-3									4	1	1	0	0	1	2									
57 Zach Duke, L OBP: 0.188, SLG: 0.133										1	0	0	0	1	0	1									
Mike Edwards, R OBP: 0.200, SLG: 0.200										1	0	0	0	0	1	0									
16 Salomon Torres, R										0	0	0	0	0	0	0									
Ryan Vogelsong, R OBP: 0.500, SLG: 0.500										0	0	0	0	0	0	0									
41 Ryan Doumit, S OBP: 0.271, SLG: 0.442										1	1	1	0	0	0	0									
Inning Stats	R: 0 E: 0 K: 0 S: 9	H: 1 LOB: 1 BB: 0 P: 13	R: 1 E: 0 K: 0 S: 9	H: 1 LOB: 0 BB: 0 P: 10	R: 0 E: 0 K: 0 S: 6	H: 0 LOB: 0 BB: 1 P: 11	R: 0 E: 0 K: 0 S: 14	H: 1 LOB: 1 BB: 0 P: 17	R: 1 E: 0 K: 0 S: 12	H: 2 LOB: 2 BB: 1 P: 24	R: 1 E: 1 K: 1 S: 17	H: 2 LOB: 1 BB: 0 P: 26	R: 0 E: 0 K: 1 S: 7	H: 0 LOB: 0 BB: 0 P: 10	R: 2 E: 0 K: 0 S: 16	H: 3 LOB: 1 BB: 0 P: 24	R: 2 E: 0 K: 1 S: 15	H: 2 LOB: 1 BB: 1 P: 25	1B: 9 2B: 1 3B: 0 HR: 2	SF: 1 SAC: 0 DP: 2 HBP: 0	WP: 0 PB: 0 SB: 0 CS: 0	PA: 41			
PITCHER	IP	WLS	BF	H	R	ER	SO	BB	IBB	HBP	BLK	WP	HR	S	P	ERA	WHIP								
Miguel Batista, R ERA: 4.6	6.0	W	26	7	3	2	1	2	0	0	0	0	1	67	101	3.00	1.500								
Luis Vizcaino, R ERA: 3.09	1.0	H	3	0	0	0	1	0	0	0	0	0	0	7	10	0.00	0.000								
Jason Grimsley, R ERA: 4.61	0.0		3	3	2	2	0	0	0	0	0	0	1	8	11	∞	∞								
Brandon Lyon, R ERA: 3.48	1.0	H	3	0	0	0	0	0	0	0	0	0	0	8	13	0.00	0.000								
Jose Valverde, R ERA: 4.19	1.0	S	6	2	2	2	1	1	0	0	0	0	0	15	25	18.00	3.000								

Batter	1	2	3	4	5	6	7	8	9	AB	R	H	RBI	BB	SO	LOB	BOTTOM								
Craig Counsell, L OBP: 0.375, SLG: 0.390	L3		G3				G4-3		P5	5	0	0	0	0	0	0	Pittsburgh Pirates @ Arizona Diamondbacks Chase Field, Phoenix, AZ Wed May 24 2006, 3:40 PM MST Att. 18,411 - Roof Closed - 80 F								
22 Eric Byrnes, R OBP: 0.381, SLG: 0.578	HR		K				F7		FC6	4	2	2	1	1	1	0									
Chad Tracy, L OBP: 0.367, SLG: 0.531	G4-3		1B				K		FC6	5	2	2	0	0	1	1									
34 Conor Jackson, R OBP: 0.373, SLG: 0.485	K		FC6							4	0	0	0	0	2	3									
Shawn Green, L OBP: 0.389, SLG: 0.443		1B	E4							2	3	2	0	1	0	0									
Andy Green, R OBP: 0.349, SLG: 0.395		G6-3	B2							4	0	2	3	0	0	3									
1 Orlando Hudson, S OBP: 0.317, SLG: 0.306										4	1	4	1	0	0	0									
19 Chris Snyder, R OBP: 0.327, SLG: 0.432										4	0	1	1	0	2	5									
Miguel Batista, R OBP: 0.143, SLG: 0.143										2	0	0	0	0	0	1									
30 Jeff Davidson, S OBP: 0.306, SLG: 0.438										1	0	0	0	0	0	2									
Luis Vizcaino, R										0	0	0	0	0	0	0									
Jason Grimsley, R										0	0	0	0	0	0	0									
Brandon Lyon, R										0	0	0	0	0	0	0									
Damon Easley, R OBP: 0.375, SLG: 0.423										1	0	0	0	0	0	0									
Jose Valverde, R										0	0	0	0	0	0	0									
Inning Stats	R: 1 E: 0 K: 1 S: 11	H: 1 LOB: 0 BB: 0 P: 16	R: 2 E: 0 K: 0 S: 13	H: 3 LOB: 0 BB: 0 P: 24	R: 1 E: 2 K: 1 S: 13	H: 2 LOB: 2 BB: 0 P: 18	R: 0 E: 0 K: 0 S: 7	H: 1 LOB: 0 BB: 0 P: 10	R: 0 E: 0 K: 1 S: 7	H: 0 LOB: 0 BB: 0 P: 9	R: 1 E: 0 K: 2 S: 12	H: 2 LOB: 2 BB: 0 P: 19	R: 3 E: 0 K: 2 S: 15	H: 4 LOB: 2 BB: 1 P: 28	R: 0 E: 0 K: 0 S: 8	H: 0 LOB: 1 BB: 1 P: 13	1B: 11 2B: 1 3B: 0 HR: 1	SF: 0 SAC: 0 DP: 1 HBP: 1	WP: 1 PB: 0 SB: 2 CS: 1	PA: 39					
PITCHER	IP	WLS	BF	H	R	ER	SO	BB	IBB	HBP	BLK	WP	HR	S	P	ERA	WHIP								
57 Zach Duke, L ERA: 4.36	6.0	L	27	9	5	4	5	0	0	1	0	0	0	15	28	27.00	4.000								
16 Salomon Torres, R ERA: 5.4	1.0		8	4	3	3	2	0	1	0	0	0	0	8	13	0.00	1.000								
Ryan Vogelsong, R ERA: 4.91	1.0		4	0	0	0	0	1	0	0	0	0	0	8	13	0.00	1.000								

Batter	1	2	3	4	5	6	7	8	9	10	11	12	13	14	15	16	17	18	AB	R	H	RBI	BB	SO	LOB	TOP										
Willy Taveras, R OBP: 0.333, SLG: 0.335	G4-3		P6		SF8 1B	2B		K	K			B5			F9		E		9	2	3	1	0	2	1											
Craig Biggio, R OBP: 0.361, SLG: 0.454	1B BB		2 CS BB		2 1B BB	1B		BB FC BB		G4-3		F7			K		D1 IBB		4	2	1	1	5	2	1											
Morgan Ensberg, R OBP: 0.400, SLG: 0.520	F9		G5-3		1B 1B	P2		FC HBP		G4-3		K			G6-3		G6-3																			
Mike Lamb, L OBP: 0.397, SLG: 0.536	G6-3				2B	2B 1B		FC		K		F7			F7		F8		7	0	1	1	1	1	1											
Preston Wilson, R OBP: 0.303, SLG: 0.391		G3			1B	K						G6-3			F7																					
Russ Springer, R OBP: 0.378, SLG: 0.605					2B FC6-4	2B 1B		1B				2B FC6-4																								
Dan Wheeler, R OBP: 0.375, SLG: 0.465					1B	1B		IBB				1B																								
Eric Munson, L OBP: 0.389, SLG: 0.435					K			G5-3		G3		F7			F7																					
28 Adam Everett, R OBP: 0.354, SLG: 0.315	FC1-4				2B							FC6-4																								
51 Wandy Rodriguez, S OBP: 0.297, SLG: 0.095																																				
Orlando Palmeiro, L OBP: 0.276, SLG: 0.194	K																																			
16 Jason Lane, R OBP: 0.303, SLG: 0.483																																				
Inning Stats	R: 0 E: 0 K: 2 S: 16	H: 1 LOB: 2 BB: 1 P: 27	R: 0 E: 0 K: 1 S: 9	H: 1 LOB: 1 BB: 0 P: 14	R: 0 E: 0 K: 1 S: 8	H: 0 LOB: 0 BB: 1 P: 10	R: 0 E: 0 K: 1 S: 8	H: 1 LOB: 2 BB: 1 P: 21	R: 4 E: 0 K: 1 S: 17	H: 5 LOB: 3 BB: 2 P: 32	R: 1 E: 0 K: 1 S: 13	H: 3 LOB: 2 BB: 0 P: 21	R: 0 E: 0 K: 0 S: 8	H: 0 LOB: 0 BB: 0 P: 14	R: 1 E: 1 K: 1 S: 13	H: 0 LOB: 3 BB: 3 P: 30	R: 0 E: 0 K: 1 S: 10	H: 0 LOB: 0 BB: 0 P: 16	R: 0 E: 0 K: 2 S: 11	H: 0 LOB: 0 BB: 0 P: 16	R: 0 E: 0 K: 1 S: 9	H: 1 LOB: 1 BB: 0 P: 14	R: 0 E: 0 K: 1 S: 10	H: 0 LOB: 1 BB: 1 P: 18	R: 0 E: 0 K: 0 S: 6	H: 1 LOB: 0 BB: 0 P: 9	R: 0 E: 0 K: 1 S: 7	H: 0 LOB: 0 BB: 1 P: 13	R: 1 E: 0 K: 0 S: 9	H: 2 LOB: 2 BB: 1 P: 17	R: 0 E: 0 K: 0 S: 8	H: 1 LOB: 2 BB: 1 P: 19	1B: 12 2B: 4 3B: 0 HR: 0	SF: 2 SAC: 1 HBP: 1	WP: 0 PB: 0 CS: 1	PA: 80

PITCHER	IP	WLS	BF	H	R	ER	SO	BB	IBB	HBP	BLK	WP	HR	S	P	ERA	WHIP	
28 Paul Maholm, L ERA: 4.26	5.0	27	8	4	4	3	4	1	0	0	0	0	0	0	54	104	7.20	2.400
56 Matt Capps, R ERA: 3.09	0.2	B	4	2	1	1	0	0	0	0	0	0	0	9	15	13.50	3.000	
34 John Gabow, L ERA: 4.39	0.1	2	1	0	0	1	0	0	0	0	0	0	4	6	0.00	3.000		
16 Sakonno Torres, R ERA: 5.07	1.0	3	0	0	0	0	0	0	0	0	0	0	0	8	14	0.00	0.000	
Roberto Hernandez, R ERA: 2.11	1.0	7	0	1	1	1	2	1	1	0	0	0	13	30	9.00	2.000		

Batter	1	2	3	4	5	6	7	8	9	10	11	12	13	14	15	16	17	18	AB	R	H	RBI	BB	SO	LOB	BOTTOM								
13 Nate McLouth, L OBP: 0.324, SLG: 0.372	E3 1B		F8		G4-3	FC3-6									K		L6		8	1	1	0	1	1	4									
2 Jack Wilson, R OBP: 0.341, SLG: 0.439	G5-3				12 1B HR	P3		P3																										
12 Freddy Sanchez, R OBP: 0.303, SLG: 0.497	FC6 1B E		F9		HR 1B																													
Jason Bay, R OBP: 0.324, SLG: 0.696	1B																																	
Craig Wilson, R OBP: 0.305, SLG: 0.541	K																																	
José Bautista, R OBP: 0.344, SLG: 0.375	FC6																																	
Jose Castillo, R OBP: 0.328, SLG: 0.401																																		
41 Ryan Doumit, S ERA: 3.50																																		
45 Dan Straily, R ERA: 3.96																																		
Damasso Marte, L ERA: 3.16																																		
Ryan Vogelsong, R ERA: 4.16																																		
11 Humberto Quera, R ERA: 3.77																																		
Victor Santos, R ERA: 5.53																																		
Inning Stats	R: 2 E: 2 K: 2 S: 18	H: 1 LOB: 3 BB: 2 P: 33	R: 0 E: 0 K: 1 S: 8	H: 1 LOB: 1 BB: 0 P: 9	R: 0 E: 0 K: 1 S: 6	H: 0 LOB: 0 BB: 0 P: 9	R: 3 E: 0 K: 0 S: 11	H: 4 LOB: 0 BB: 0 P: 16	R: 0 E: 0 K: 1 S: 8	H: 1 LOB: 2 BB: 1 P: 21	R: 0 E: 0 K: 0 S: 8	H: 0 LOB: 0 BB: 0 P: 11	R: 1 E: 0 K: 1 S: 14	H: 1 LOB: 1 BB: 1 P: 24	R: 0 E: 0 K: 0 S: 8	H: 0 LOB: 0 BB: 0 P: 11	R: 0 E: 0 K: 0 S: 8	H: 0 LOB: 0 BB: 0 P: 14	R: 0 E: 0 K: 2 S: 11	H: 2 LOB: 3 BB: 1 P: 14	R: 0 E: 0 K: 0 S: 8	H: 1 LOB: 0 BB: 0 P: 9	R: 0 E: 0 K: 1 S: 10	H: 0 LOB: 1 BB: 0 P: 16	R: 0 E: 0 K: 0 S: 9	H: 0 LOB: 2 BB: 1 P: 20	R: 1 E: 0 K: 0 S: 15	H: 3 LOB: 2 BB: 0 P: 23	R: 1 E: 0 K: 0 S: 8	H: 0 LOB: 1 BB: 2 P: 18	1B: 13 2B: 0 3B: 0 HR: 3	SF: 1 SAC: 1 HBP: 0	WP: 3 PB: 0 CS: 1	PA: 79

PITCHER	IP	WLS	BF	H	R	ER	SO	BB	IBB	HBP	BLK	WP	HR	S	P	ERA	WHIP
51 Wandy Rodriguez, L ERA: 3.50	5.2	28	8	5	3	4	1	57	93	4.76	1.765						
Russ Springer, R ERA: 3.96	1.1	5	1	0	0	1	0	0	0	0	0	10	16	0.00	0.750		
Dan Wheeler, R ERA: 5.06	2.0	B	8	1	1	1	1	1	0	0	0	1	22	35	4.50	1.000	
Chad Qualls, R ERA: 3.17	2.0	10	2	0	0	0	1	1	0	0	0	0	16	29	0.00	1.500	
Trever Miller, L ERA: 4.63	3.0	9	1	0	0	2	0	0	0	0	0	0	27	38	0.00	0.333	

Houston Astros @ Pittsburgh Pirates
PNC Park, Pittsburgh, PA
Sat May 27 2006, 7:05 PM EDT
Att: 31,878 - Partly Cloudy - 75 F


AB	66
R	7
H	16
RBI	7
BB	11
SO	11
LOB	33



Houston Astros @ Pittsburgh Pirates
PNC Park, Pittsburgh, PA
Sat May 27 2006, 7:05 PM EDT
Att: 31,878 - Partly Cloudy - 75 F

AB	66
R	8
H	17
RBI	7
BB	10
SO	12
LOB	28



Batter	1	2	3	4	5	6	7	8	9	AB	R	H	RBI	BB	SO	LOB	TOP										
23 Rickie Weeks Jr. R OBP: 0.390, SLG: 0.457	1-1 G6-4-3 1B		1-3 K			2-3 K		0-3 K		4	0	1	0	0	3	2	Milwaukee Brewers @ Pittsburgh Pirates PNC Park, Pittsburgh, PA Tue May 30 2006, 7:05 PM EDT Att: 14,300 - Partly Cloudy - 86 F										
2 Bill Hall R OBP: 0.320, SLG: 0.594	3-2 G6-4-3 1-2			3-1 G6-3		4-1 1B BB		0-0 F9		3	0	0	0	1	0	2											
Geoff Jenkins L OBP: 0.332, SLG: 0.438	2-3 K			1-1 P6		1-2 1-3 2-H 1B			1-0 F7	4	0	1	1	0	1	0											
Carlos Lee R OBP: 0.353, SLG: 0.575		1-2 G5-3		0-1 G5-3		0-1 G6-3			0-0 G4-3	4	0	0	0	0	0	2											
28 Prince Fielder L OBP: 0.377, SLG: 0.554		2-1 G3			3-2 F9		0-3 K		1-1 2B	4	0	1	0	0	1	0											
47 Corey Koskie L OBP: 0.356, SLG: 0.528		4-2 BB			0-2 G4-3		0-0 G4-3		0-0 G4-3	3	0	0	0	1	0	1											
Damian Miller R OBP: 0.361, SLG: 0.508		2-1 F7			2-0 G6-3		3-3 K			3	0	0	0	0	1	1											
Brady Clark R OBP: 0.392, SLG: 0.344			3-2 G5-3			1-1 2 BB 1B		0-1 F8		3	1	1	0	0	0	0											
Jorge De La Rosa L 57 Joe Winkelsas R 18 Gabe Gross L 52 Jose Capellan R 1 Corey Hart R Brian Shouse L			1-3 K			1-3 K		2-1 1B		1	0	0	0	0	1	0											
Inning Stats	R: 0 E: 0 K: 1 S: 8	H: 1 LOB: 0 BB: 0 P: 14	R: 0 E: 0 K: 0 S: 10	H: 0 LOB: 1 BB: 1 P: 19	R: 0 E: 0 K: 2 S: 9	H: 0 LOB: 0 BB: 0 P: 14	R: 0 E: 0 K: 0 S: 6	H: 0 LOB: 0 BB: 0 P: 10	R: 0 E: 0 K: 0 S: 9	H: 0 LOB: 0 BB: 0 P: 14	R: 1 E: 0 K: 2 S: 14	H: 2 LOB: 2 BB: 1 P: 23	R: 0 E: 0 K: 2 S: 7	H: 0 LOB: 0 BB: 0 P: 10	R: 0 E: 0 K: 1 S: 8	H: 1 LOB: 1 BB: 0 P: 10			R: 0 E: 0 K: 0 S: 5	H: 1 LOB: 1 BB: 0 P: 7	1B: 4 2B: 1 3B: 0 HR: 0	SF: 0 SAC: 0 DP: 1 HBP: 0	WP: 0 PB: 0 CS: 0	PA: 33			
PITCHER	IP	WLS	BF	H	R	ER	SO	BB	IBB	HBP	BLK	WP	HR	S	P	ERA	WHIP										
Victor Santos R ERA: 4.84	(1, 1)	6.0	W	22	3	1	1	5	2	0	0	0	0	56	94	1.50	0.833										
Damaso Marte L ERA: 3.0	(7, 1)	1.0		3	0	0	2	0	0	0	0	0	0	7	10	0.00	0.000										
Roberto Hernandez R ERA: 2.01	(8, 1)	1.0		4	1	0	0	1	0	0	0	0	0	8	10	0.00	1.000										
34 John Grabow L ERA: 5.23	(9, 1)	1.0		4	1	0	0	0	0	0	0	0	0	5	7	0.00	1.000										

Batter	1	2	3	4	5	6	7	8	9	AB	R	H	RBI	BB	SO	LOB	BOTTOM											
José Bautista R OBP: 0.368, SLG: 0.508	1-3 K		2-2 F7	4-1 FC6-4 BB		2-2 2B	1-1 F7			4	1	1	0	1	1	0	Milwaukee Brewers @ Pittsburgh Pirates PNC Park, Pittsburgh, PA Tue May 30 2006, 7:05 PM EDT Att: 14,300 - Partly Cloudy - 86 F											
2 Jack Wilson R OBP: 0.349, SLG: 0.462	1-0 2B		2-2 2B	1-1 FC6-4 G3 1B		0-2 G3	2-1 L8			5	2	3	1	0	0	1												
Sean Casey L OBP: 0.419, SLG: 0.641	4-2 BB		2-2 12 1B	1-1 G3		0-0 G3	3-1 41 1B 12 1B			3	1	1	1	1	0	2												
José Hernández R OBP: 0.226, SLG: 0.240			1-1 2B	2-3 1B		2-3 K	2-2 F8			1	1	1	0	0	0	0												
Jason Bay R OBP: 0.425, SLG: 0.596	1-3 K		2-2 K	2-1 1B		0-3 K	2-2 F8			5	0	1	1	0	3	5												
34 John Grabow L			1-1 1B	3-H 1B		1-3 K	2-2 F8			0	0	0	0	0	0	0												
Craig Wilson R OBP: 0.367, SLG: 0.528	2-3 K		4-1 12 1B	0-1 F9		1-3 K	2-2 12 1B			3	1	0	0	1	2	4												
Roberto Hernandez R			1-1 HR	BB		1-3 2-H 1B	1-2 1B			0	0	0	0	0	0	0												
41 Ryan Doumit S OBP: 0.291, SLG: 0.449			12 1B	HR		1-3 2-H 1B	1-2 1B			1	1	1	0	0	0	0												
12 Freddy Sanchez R OBP: 0.374, SLG: 0.506		0-0 F9	0-0 HR	1-3 2-H 1B		1-0 26 G6-4-3 BB 1B	0-2 2B	0-1 1B		5	2	4	2	0	0	0												
Jose Castillo R OBP: 0.353, SLG: 0.474		0-1 HR	2-1 HR	1-1 HR		4-0 26 G6-4-3 BB	2-2 26 G6-3 13 SF8 2B	3-1 26 FC5-4 1B		4	3	4	6	1	0	0												
26 Ronny Paulino R OBP: 0.357, SLG: 0.388		1-0 G5-3	2-2 1B	2-2 1B		0-1 G6-4-3	2-1 G6-3	1-1 FC5-4		5	0	1	0	0	0	5												
Victor Santos R OBP: 0.100, SLG: 0.100		0-3 K	0-3 K			1-2 G1-3	0-0 SF8			3	0	0	0	0	2	2												
Damaso Marte L										0	0	0	0	0	0	0												
13 Nate McLouth L OBP: 0.317, SLG: 0.360										0	0	0	1	0	0	0												
Inning Stats	R: 0 E: 0 K: 3 S: 12	H: 1 LOB: 2 BB: 1 P: 21	R: 1 E: 0 K: 1 S: 7	H: 1 LOB: 0 BB: 0 P: 8	R: 5 E: 0 K: 2 S: 27	H: 5 LOB: 1 BB: 1 P: 43	R: 1 E: 1 K: 0 S: 9	H: 1 LOB: 1 BB: 1 P: 17	R: 0 E: 0 K: 0 S: 6	H: 1 LOB: 1 BB: 1 P: 12	R: 1 E: 0 K: 2 S: 17	H: 2 LOB: 1 BB: 0 P: 20	R: 2 E: 0 K: 0 S: 12	H: 2 LOB: 0 BB: 0 P: 17	R: 2 E: 0 K: 0 S: 17	H: 4 LOB: 2 BB: 0 P: 30	1B: 10 2B: 5 3B: 0 HR: 2	SF: 1 SAC: 0 DP: 1 HBP: 0	WP: 0 PB: 0 CS: 0	PA: 44								
PITCHER	IP	WLS	BF	H	R	ER	SO	BB	IBB	HBP	BLK	WP	HR	S	P	ERA	WHIP											
Jorge De La Rosa L ERA: 3.31	(1, 1)	3.0	L	18	7	6	6	6	2	0	0	0	0	15	29	4.50	2.000											
57 Joe Winkelsas R ERA: 3.86	(4, 1)	2.0		9	2	1	1	0	2	0	0	0	0	0	29	37	13.50	2.000										
52 Jose Capellan R ERA: 0.45	(6, 1)	2.0		10	4	3	3	2	0	0	0	0	0	17	30	18.00	4.000											
Brian Shouse L ERA: 5.63	(8, 1)	1.0		7	4	2	2	0	0	0	0	0	0	17	30	18.00	4.000											



Batter	1	2	3	4	5	6	7	8	9	AB	R	H	RBI	BB	SO	LOB	TOP								
Brady Clark, R (1, 8) OBP: 0.389, SLG: 0.342										4	0	1	0	0	0	3	Milwaukee Brewers @ Pittsburgh Pirates PNC Park, Pittsburgh, PA Wed May 31 2006, 7:05 PM EDT Att: 15,434 - Partly Cloudy - 84 F livebaseballscorecards.com								
Jeff Cirillo, R (1, 4) OBP: 0.420, SLG: 0.538										4	1	1	1	0	0	1									
Geoff Jenkins, L (1, 9) OBP: 0.326, SLG: 0.430										4	0	0	0	0	0	1									
Carlos Lee, R (1, 7) OBP: 0.346, SLG: 0.563										4	0	0	0	0	1	1									
28 Prince Fielder, L (1, 3) OBP: 0.370, SLG: 0.543										4	0	0	0	0	0	0									
2 Bill Hall, R (1, 6) OBP: 0.320, SLG: 0.595										3	0	1	0	0	0	0									
47 Corey Koskie, L (1, 5) OBP: 0.356, SLG: 0.521										2	0	0	0	1	1	0									
Damian Miller, R (1, 2) OBP: 0.360, SLG: 0.500										2	0	0	0	1	1	0									
39 Chris Capuano, L (1, 1) OBP: 0.120, SLG: 0.160 Dan Kolb, R (7, 1) 18 Gabe Gross, L (8, PH) Derrick Turnbow, R (8, 1)										2	0	0	0	0	1	3									
Inning Stats	R: 0 E: 0 K: 0 S: 11	H: 1 LOB: 1 BB: 0 P: 15	R: 0 E: 0 K: 0 S: 8	H: 0 LOB: 0 BB: 0 P: 11	R: 0 E: 0 K: 1 S: 8	H: 0 LOB: 0 BB: 0 P: 11	R: 0 E: 0 K: 0 S: 10	H: 0 LOB: 0 BB: 0 P: 16	R: 0 E: 0 K: 0 S: 9	H: 1 LOB: 3 BB: 2 P: 22	R: 1 E: 0 K: 1 S: 9	H: 1 LOB: 0 BB: 0 P: 13	R: 0 E: 0 K: 2 S: 7	H: 0 LOB: 0 BB: 0 P: 12	R: 0 E: 0 K: 0 S: 6	H: 0 LOB: 0 BB: 0 P: 10	R: 0 E: 0 K: 0 S: 7	H: 0 LOB: 0 BB: 0 P: 8	1B: 1 2B: 1 3B: 0 HR: 1	SF: 0 SAC: 0 DP: 0 HBP: 0	WP: 0 PB: 0 SB: 0 CS: 0	PA: 32			
PITCHER	IP	WLS	BF	H	R	ER	SO	BB	IBB	HBP	BLK	WP	HR	S	P	ERA	WHIP								
45 Ian Snell, R (1, 1) ERA: 5.52	6.0	W	23	3	1	1	2	2	0	0	0	0	1	55	88	1.50	0.833								
16 Salomon Torres, R (7, 1) ERA: 4.89	1.0		3	0	0	0	2	0	0	0	0	0	0	7	12	0.00	0.000								
55 Matt Capps, R (8, 1) ERA: 4.56	1.0		3	0	0	0	0	0	0	0	0	0	0	6	10	0.00	0.000								
Michael Gonzalez, L (9, 1) ERA: 2.66	1.0		3	0	0	0	0	0	0	0	0	0	0	7	8	0.00	0.000								

Batter	1	2	3	4	5	6	7	8	9	AB	R	H	RBI	BB	SO	LOB	BOTTOM								
José Bautista, R (1, 8) OBP: 0.358, SLG: 0.477										4	0	0	0	1	3	3	Milwaukee Brewers @ Pittsburgh Pirates PNC Park, Pittsburgh, PA Wed May 31 2006, 7:05 PM EDT Att: 15,434 - Partly Cloudy - 84 F livebaseballscorecards.com								
2 Jack Wilson, R (1, 6) OBP: 0.346, SLG: 0.455										5	0	1	0	0	0	4									
Sean Casey, L (1, 3) OBP: 0.417, SLG: 0.682										5	1	2	1	0	1	1									
Jason Bay, R (1, 7) OBP: 0.422, SLG: 0.604										4	1	1	1	0	0	2									
Craig Wilson, R (1, 9) OBP: 0.359, SLG: 0.515 55 Matt Capps, R (8, 1) Michael Gonzalez, R (9, 1)										4	0	0	0	0	1	2									
12 Freddy Sanchez, R (1, 5) OBP: 0.383, SLG: 0.519										4	3	3	0	0	0	0									
Jose Castillo, R (1, 4) OBP: 0.361, SLG: 0.494										3	1	2	2	1	0	0									
26 Ronny Paulino, R (1, 2) OBP: 0.354, SLG: 0.383										4	0	1	1	0	1	3									
45 Ian Snell, R (1, 1) OBP: 0.067, SLG: 0.067 16 Salomon Torres, R (7, 1) 13 Nate McLouth, L (8, 9) OBP: 0.322, SLG: 0.365										3	0	1	1	0	2	2									
Inning Stats	R: 0 E: 0 K: 2 S: 14	H: 2 LOB: 2 BB: 0 P: 17	R: 2 E: 0 K: 1 S: 15	H: 2 LOB: 0 BB: 0 P: 23	R: 0 E: 0 K: 0 S: 6	H: 0 LOB: 0 BB: 0 P: 7	R: 1 E: 0 K: 1 S: 16	H: 3 LOB: 3 BB: 1 P: 28	R: 3 E: 1 K: 2 S: 17	H: 4 LOB: 2 BB: 1 P: 26	R: 0 E: 0 K: 0 S: 5	H: 0 LOB: 0 BB: 0 P: 8	R: 0 E: 0 K: 0 S: 6	H: 0 LOB: 1 BB: 0 P: 11	R: 0 E: 0 K: 2 S: 11	H: 1 LOB: 1 BB: 0 P: 16	1B: 8 2B: 1 3B: 0 HR: 3	SF: 0 SAC: 0 DP: 0 HBP: 0	WP: 0 PB: 0 SB: 0 CS: 0	PA: 39					
PITCHER	IP	WLS	BF	H	R	ER	SO	BB	IBB	HBP	BLK	WP	HR	S	P	ERA	WHIP								
39 Chris Capuano, L (1, 1) ERA: 3.33	6.0	L	31	11	6	6	6	1	1	0	0	0	3	73	109	9.00	2.000								
Dan Kolb, R (7, 1) ERA: 2.87	1.0		4	0	0	0	0	0	0	0	0	0	0	6	11	0.00	0.000								
Derrick Turnbow, R (8, 1) ERA: 3.52	1.0		4	1	0	0	2	0	0	0	0	0	0	11	16	0.00	1.000								

Batter	1	2	3	4	5	6	7	8	9	AB	R	H	RBI	BB	SO	LOB	TOP					
23 Ricke Weeks Jr. R OBP: 0.387, SLG: 0.449	F7		FC5-4		F9		CS HBP			3	0	0	0	0	0	2						
Jeff Cirillo R OBP: 0.411, SLG: 0.522	G6-3		K				CS	F7		4	0	1	1	0	1	1						
2 Bill Hall R OBP: 0.324, SLG: 0.593	G6-3							F8		4	1	2	0	0	0	0						
Carlos Lee R OBP: 0.349, SLG: 0.577										4	1	2	1	0	1	3						
28 Prince Fielder L OBP: 0.364, SLG: 0.532	P5									4	0	0	0	0	0	2						
1 Cory Hart R OBP: 0.438, SLG: 0.467										3	0	2	1	1	0	0						
Chad Moeller R OBP: 0.303, SLG: 0.393	L5-3									4	0	1	0	0	0	4						
Brady Clark R OBP: 0.391, SLG: 0.345										4	1	2	0	0	2	1						
31 Dave Bush R OBP: 0.174, SLG: 0.174										2	0	0	0	0	1	1						
Matt Wise R ERA: 4.44										0	0	0	0	0	0	0						
47 Corey Koskie L OBP: 0.354, SLG: 0.517										1	0	0	0	0	1	1						
Derrick Turnbow R ERA: 5.14										0	0	0	0	0	0	0						
Inning Stats	R: 0 E: 0 K: 0 S: 7	H: 0 LOB: 0 BB: 0 P: 12	R: 0 E: 0 K: 0 S: 7	H: 1 LOB: 1 BB: 1 P: 15	R: 0 E: 0 K: 2 S: 10	H: 1 LOB: 1 BB: 0 P: 14	R: 1 E: 0 K: 1 S: 10	H: 2 LOB: 1 BB: 0 P: 15	R: 1 E: 0 K: 0 S: 10	H: 3 LOB: 2 BB: 0 P: 14	R: 0 E: 0 K: 0 S: 3	H: 1 LOB: 0 BB: 0 P: 5	R: 0 E: 0 K: 1 S: 9	H: 0 LOB: 0 BB: 0 P: 12	R: 1 E: 0 K: 2 S: 17	H: 1 LOB: 1 BB: 0 P: 24	R: 0 E: 0 K: 13 S: 13	H: 1 LOB: 1 BB: 0 P: 18	1B: 7 2B: 3 3B: 0 HR: 1	SF: 0 SAC: 1 DP: 1 HBP: 1	WP: 1 PB: 0 CS: 1	PA: 38
PITCHER	IP	WLS	BF	H	R	ER	SO	BB	IBB	HBP	BLK	WP	HR	S	P	ERA	WHIP					
28 Paul Maholm L ERA: 4.38	7.0	28	8	2	2	4	4	1	0	1	0	1	0	56	87	2.57	1.286					
Roberto Hernandez R ERA: 2.31	1.0	4	1	1	1	0	0	0	0	0	0	0	1	17	24	9.00	1.000					
55 Matt Capps R ERA: 4.44	0.2	3	1	0	0	1	0	0	0	0	0	0	0	10	13	0.00	1.500					
34 John Grabow L ERA: 5.14	0.1	W	1	0	0	0	1	0	0	0	0	0	0	3	5	0.00	0.000					

Milwaukee Brewers @ Pittsburgh Pirates
PNC Park, Pittsburgh, PA
Thu Jun 01 2006, 12:35 PM EDT
Att: 12,899 - Cloudy - 85 F

AB 33
R 3
H 10
RBI 3
BB 1
SO 6
LOB 15



Batter	1	2	3	4	5	6	7	8	9	AB	R	H	RBI	BB	SO	LOB	BOTTOM					
13 Nate McLouth L OBP: 0.313, SLG: 0.354	G4-3		K							4	0	0	0	0	1	1						
2 Jack Wilson R OBP: 0.338, SLG: 0.445	G4-3									4	0	0	0	0	0	1						
Sean Casey L OBP: 0.385, SLG: 0.625	G4-3									4	0	0	0	0	0	1						
Jason Bay R OBP: 0.415, SLG: 0.592										4	0	0	0	0	0	0						
Jeremy Burnitz L OBP: 0.293, SLG: 0.427										3	2	2	0	1	0	0						
José Hernández R OBP: 0.226, SLG: 0.240										0	1	0	0	0	0	0						
12 Freddy Sanchez R OBP: 0.391, SLG: 0.521										3	0	2	0	0	0	1						
Jose Castillo R OBP: 0.359, SLG: 0.500										2	1	1	3	0	1	1						
41 Ryan Doumit S OBP: 0.288, SLG: 0.434										4	0	1	1	0	1	2						
28 Paul Maholm L OBP: 0.050, SLG: 0.050										2	0	0	0	0	1	1						
Roberto Hernandez R ERA: 4.95										0	0	0	0	0	0	0						
José Bautista R OBP: 0.390, SLG: 0.500										1	0	1	0	0	0	0						
55 Matt Capps R ERA: 2.79										0	0	0	0	0	0	0						
34 John Grabow L ERA: 4.18										0	0	0	0	0	0	0						
Inning Stats	R: 0 E: 0 K: 0 S: 12	H: 0 LOB: 0 BB: 0 P: 18	R: 0 E: 0 K: 1 S: 10	H: 0 LOB: 1 BB: 0 P: 13	R: 0 E: 0 K: 1 S: 7	H: 0 LOB: 0 BB: 0 P: 13	R: 1 E: 0 K: 2 S: 13	H: 2 LOB: 1 BB: 0 P: 17	R: 0 E: 0 K: 0 S: 8	H: 0 LOB: 0 BB: 0 P: 12	R: 1 E: 0 K: 0 S: 13	H: 1 LOB: 1 BB: 1 P: 22	R: 0 E: 0 K: 0 S: 12	H: 1 LOB: 1 BB: 0 P: 15	R: 2 E: 0 K: 0 S: 11	H: 3 LOB: 2 BB: 0 P: 19	1B: 3 2B: 4 3B: 0 HR: 0	SF: 2 SAC: 0 DP: 0 HBP: 1	WP: 1 PB: 0 CS: 0	PA: 35		
PITCHER	IP	WLS	BF	H	R	ER	SO	BB	IBB	HBP	BLK	WP	HR	S	P	ERA	WHIP					
31 Dave Bush R ERA: 4.95	7.0	26	3	2	2	4	4	1	0	1	0	1	0	70	105	2.57	0.571					
Matt Wise R ERA: 2.79	1.0	H	4	1	0	0	0	0	0	0	0	0	0	12	15	0.00	1.000					
Derrick Turnbow R ERA: 4.18	0.2	L	5	3	2	2	0	0	0	0	0	0	0	11	19	27.00	4.500					

Milwaukee Brewers @ Pittsburgh Pirates
PNC Park, Pittsburgh, PA
Thu Jun 01 2006, 12:35 PM EDT
Att: 12,899 - Cloudy - 85 F

AB 31
R 4
H 7
RBI 4
BB 1
SO 4
LOB 8



Batter	1	2	3	4	5	6	7	8	9	AB	R	H	RBI	BB	SO	LOB	TOP					
Eric Young Sr. R OBP: 0.301, SLG: 0.292	0-1 24 1B	1-2 24 FC1-2-5 2B	3-2 F8		0-2 1B					4	1	3	0	0	0	2	San Diego Padres @ Pittsburgh Pirates PNC Park, Pittsburgh, PA Fri Jun 02 2006, 7:05 PM EDT Att. 20,777 - Rain - 62 F					
Mike Cameron R OBP: 0.321, SLG: 0.308	2-3 K	2-3 K		2-2 24 HR 1B	0-3 K					4	1	1	0	0	3	5						
24 Brian Giles L OBP: 0.401, SLG: 0.419	3-2 HR 1B	1-1 FC1-2-5		1-0 HR	1-0 P6					4	2	2	3	0	0	4						
Mike Piazza R OBP: 0.333, SLG: 0.489	1-2 HR	0-3 K		0-0 G1-6-3		2-2 1B				4	1	2	2	0	1	2						
Mark Bellhorn S OBP: 0.314, SLG: 0.463	1-1 L6		1-3 K	0-3 K		3-3 K				4	0	0	0	0	3	0						
3 Khalil Greene R OBP: 0.304, SLG: 0.430	3-2 HBP		2-1 G1-3	2-2 2B		1-0 G1-3				3	0	1	0	0	0	0						
23 Adrián González L OBP: 0.302, SLG: 0.398	3-3 SAFE K		1-2 1B 1B	0-2 F8						3	1	1	0	0	1	2						
Josh Barfield R OBP: 0.303, SLG: 0.382			0-0 1B 2B	3-2 1B 1B		0-0 G6-3				3	1	2	0	0	0	0						
Chan Ho Park R OBP: 0.400, SLG: 0.400		1-2 2B 24 FC1-2-5 1B	1-2 1B 1B		1-0 1B					3	0	3	2	0	0	0						
Inning Stats	R: 3 E: 0 K: 2 S: 20	H: 3 LOB: 1 BB: 0 P: 33	R: 1 E: 0 K: 2 S: 16	H: 3 LOB: 2 BB: 0 P: 21	R: 1 E: 0 K: 1 S: 22	H: 3 LOB: 2 BB: 0 P: 34	R: 2 E: 0 K: 1 S: 14	H: 3 LOB: 1 BB: 0 P: 19	R: 0 E: 0 K: 1 S: 12	H: 2 LOB: 2 BB: 0 P: 14	R: 0 E: 0 K: 1 S: 8	H: 1 LOB: 0 BB: 0 P: 14										
PITCHER	IP	WLS	BF	H	R	ER	SO	BB	IBB	HBP	BLK	WP	HR	S	P	ERA	WHIP					
Oliver Pérez, L ERA: 5.98	(1, 1)	3.0	L	19	9	5	5	5	0	0	1	0	0	1	58	88	15.00	3.000				
Ryan Vogelsong, R ERA: 4.35	(4, 1)	3.0		14	6	2	2	3	0	0	0	0	0	1	34	47	6.00	2.000				

AB	32
R	7
H	15
RBI	7
BB	0
SO	8
LOB	15



Batter	1	2	3	4	5	6	7	8	9	AB	R	H	RBI	BB	SO	LOB	BOTTOM				
13 Nate McLouth L OBP: 0.320, SLG: 0.364	1-1 F8		4-1 2B BB		0-0 1B 2B					2	0	1	0	1	0	0	San Diego Padres @ Pittsburgh Pirates PNC Park, Pittsburgh, PA Fri Jun 02 2006, 7:05 PM EDT Att. 20,777 - Rain - 62 F				
2 Jack Wilson R OBP: 0.338, SLG: 0.443	1-0 G5-3		2-2 1B		1-3 K					3	0	1	0	0	1	2					
Sean Casey L OBP: 0.364, SLG: 0.588	2-3 K		2-1 L6		2-1 P5					3	0	0	0	0	1	4					
Jason Bay R OBP: 0.414, SLG: 0.593		2-3 K		0-3 K		0-0 2B				3	0	1	0	0	2	0					
Jeromy Burnitz L OBP: 0.299, SLG: 0.433		4-2 12 FC1-6 BB		1-0 PB 2B		3-3 K				2	0	1	0	1	1	1					
12 Freddy Sanchez R OBP: 0.385, SLG: 0.512		2-1 FC1-6		0-0 F8		0-3 K				3	0	0	0	0	1	3					
Jose Castillo R OBP: 0.353, SLG: 0.492		0-0 L6		1-1 G5-3		1-3 K				3	0	0	0	0	1	3					
26 Ronny Paulino R OBP: 0.356, SLG: 0.385			1-2 P4		3-1 13 2B 1B					2	0	1	0	0	0	0					
Oliver Pérez, L OBP: 0.143, SLG: 0.143	(1, 1)		0-0 G5-3		1-3 K					0	0	0	0	0	0	0					
José Hernández, R OBP: 0.222, SLG: 0.235	(3, PH)									1	0	0	0	0	0	0					
Ryan Vogelsong, R OBP: 0.500, SLG: 0.333	(4, 1)									1	0	0	0	0	1	1					
Inning Stats	R: 0 E: 0 K: 1 S: 6	H: 0 LOB: 0 BB: 0 P: 10	R: 0 E: 0 K: 1 S: 11	H: 0 LOB: 1 BB: 1 P: 19	R: 0 E: 0 K: 0 S: 11	H: 1 LOB: 2 BB: 1 P: 20	R: 0 E: 0 K: 1 S: 7	H: 1 LOB: 0 BB: 0 P: 9	R: 0 E: 0 K: 2 S: 11	H: 2 LOB: 2 BB: 0 P: 18	R: 0 E: 0 K: 3 S: 12	H: 1 LOB: 1 BB: 0 P: 16									
PITCHER	IP	WLS	BF	H	R	ER	SO	BB	IBB	HBP	BLK	WP	HR	S	P	ERA	WHIP				
Chan Ho Park, R ERA: 4.26	(1, 1)	6.0	W	25	5	0	0	8	2	0	0	0	0	58	92	0.00	1.167				

AB	23
R	0
H	5
RBI	0
BB	2
SO	8
LOB	14



Batter	1	2	3	4	5	6	7	8	9	AB	R	H	RBI	BB	SO	LOB	TOP								
Eric Young Sr. R OBP: 0.303, SLG: 0.284 Dave Roberts, L OBP: 0.360, SLG: 0.411	G1-3							G6-3	FC6-4-3-2	2	0	0	0	1	0	0									
Mike Cameron R OBP: 0.325, SLG: 0.309	1B	CS	F7					F8		3	1	1	0	1	0	0									
24 Brian Giles, L OBP: 0.402, SLG: 0.415	1B		F9					1B		2	1	0	0	2	0	1									
Mike Piazza, R OBP: 0.338, SLG: 0.496	K		2B					1B		4	0	2	0	0	1	2									
Mark Bellhorn, S OBP: 0.312, SLG: 0.455	1B		K					1B		4	1	1	0	0	1	3									
3 Khalil Greene, R OBP: 0.308, SLG: 0.442	2B		F9					SF8		4	1	2	3	0	0	0									
Vinny Castilla, R OBP: 0.265, SLG: 0.263	G6-3		G6-3					2B		4	0	1	0	0	0	1									
Josh Barfield, R OBP: 0.297, SLG: 0.376			G6-3					1B		3	0	0	1	0	0	0									
39 Mike Thompson, R Rob Bowen, S Jon Adkins, L Geoff Blum, S Alan Embree, L Brian Sikorski, R 28 Josh Bard, S	K		K					BB		1	0	0	0	0	1	0									
Inning Stats	R: 3 E: 0 K: 1 S: 14	H: 3 LOB: 1 BB: 1 P: 28	R: 0 E: 0 K: 1 S: 5	H: 0 LOB: 0 BB: 1 P: 10	R: 0 E: 0 K: 1 S: 13	H: 1 LOB: 1 BB: 0 P: 20	R: 0 E: 0 K: 0 S: 6	H: 0 LOB: 0 BB: 0 P: 9	R: 0 E: 0 K: 1 S: 10	H: 0 LOB: 1 BB: 1 P: 16	R: 0 E: 0 K: 0 S: 6	H: 0 LOB: 0 BB: 0 P: 11	R: 0 E: 0 K: 0 S: 5	H: 0 LOB: 0 BB: 0 P: 7	R: 0 E: 0 K: 0 S: 11	H: 1 LOB: 2 BB: 1 P: 20	R: 1 E: 0 K: 0 S: 10	H: 2 LOB: 2 BB: 1 P: 14	1B: 4 2B: 3 3B: 0 HR: 0	SF: 1 SAC: 0 DP: 0 HBP: 0	WP: 0 PB: 0 SB: 1 CS: 1	PA: 38			
PITCHER	IP	WLS	BF	H	R	ER	SO	BB	IBB	HBP	BLK	WP	HR	S	P	ERA	WHIP								
57 Zach Duke, L ERA: 4.23	7.0	W	27	4	3	3	4	3	0	0	0	0	0	59	101	3.86	1.000								
Roberto Hernandez, R ERA: 2.22	1.0	H	5	1	0	0	0	1	0	0	0	0	0	11	20	0.00	2.000								
Michael Gonzalez, L ERA: 2.95	1.0	S	5	2	1	1	0	1	0	0	0	0	0	10	14	9.00	3.000								

San Diego Padres @ Pittsburgh Pirates
PNC Park, Pittsburgh, PA
Sat Jun 03 2006, 7:05 PM EDT
Att: 30,639 - Cloudy - 65 F

AB 31
R 4
H 7
RBI 4
BB 5
SO 4
LOB 9



Batter	1	2	3	4	5	6	7	8	9	AB	R	H	RBI	BB	SO	LOB	BOTTOM								
13 Nate McLouth, L OBP: 0.318, SLG: 0.360	1B			G3				L5		4	0	1	0	0	0	2									
2 Jack Wilson, R OBP: 0.337, SLG: 0.444	1B	G6-3		2B				P4		4	1	1	0	0	0	1									
Sean Casey, L OBP: 0.339, SLG: 0.545	L7	G6-3		F8				K		4	0	0	0	0	1	2									
Jason Bay, R OBP: 0.419, SLG: 0.592	1B			BB				K		2	1	1	0	2	1	0									
Jeromy Burnitz, L OBP: 0.298, SLG: 0.429 José Bautista, R OBP: 0.366, SLG: 0.500	1B	F9		G3				G4-3		4	1	1	1	0	0	3									
12 Freddy Sanchez, R OBP: 0.387, SLG: 0.509	1B	HBP		1B				L9		3	1	1	0	0	0	0									
Jose Castillo, R OBP: 0.356, SLG: 0.492	1B			1B				F8		4	2	2	1	0	0	1									
26 Ronny Paulino, R OBP: 0.360, SLG: 0.392	1B			SF9				G5-3		3	0	2	3	0	0	0									
57 Zach Duke, L OBP: 0.217, SLG: 0.182 Roberto Hernandez, R ERA: 3.21 Alan Embree, L ERA: 4.74 Brian Sikorski, R ERA:	1B			G2-3				F7		3	0	1	1	0	0	0									
Inning Stats	R: 5 E: 0 K: 0 S: 20	H: 6 LOB: 2 BB: 0 P: 34	R: 0 E: 0 K: 0 S: 16	H: 0 LOB: 1 BB: 1 P: 25	R: 1 E: 1 K: 0 S: 7	H: 1 LOB: 0 BB: 0 P: 8	R: 0 E: 0 K: 0 S: 10	H: 1 LOB: 2 BB: 1 P: 17	R: 0 E: 0 K: 0 S: 6	H: 0 LOB: 0 BB: 0 P: 7	R: 0 E: 0 K: 0 S: 8	H: 0 LOB: 0 BB: 0 P: 9	R: 0 E: 0 K: 2 S: 8	H: 0 LOB: 0 BB: 0 P: 12	R: 0 E: 0 K: 1 S: 17	H: 2 LOB: 1 BB: 0 P: 25	1B: 9 2B: 1 3B: 0 HR: 0	SF: 1 SAC: 0 DP: 0 HBP: 1	WP: 0 PB: 0 SB: 1 CS: 1	PA: 36					
PITCHER	IP	WLS	BF	H	R	ER	SO	BB	IBB	HBP	BLK	WP	HR	S	P	ERA	WHIP								
39 Mike Thompson, R ERA: 4.91	4.0	L	23	8	6	5	0	2	0	0	0	0	0	14	16	0.00	0.000								
Jon Adkins, R ERA: 3.21	2.0		6	0	0	0	0	0	0	0	0	0	0	8	12	0.00	0.000								
Michael Gonzalez, R ERA:	1.0		4	2	0	0	1	0	0	0	0	0	0	17	25	0.00	2.000								

San Diego Padres @ Pittsburgh Pirates
PNC Park, Pittsburgh, PA
Sat Jun 03 2006, 7:05 PM EDT
Att: 30,639 - Cloudy - 65 F

AB 32
R 6
H 10
RBI 6
BB 2
SO 3
LOB 10



Batter	1	2	3	4	5	6	7	8	9	AB	R	H	RBI	BB	SO	LOB	TOP										
Dave Roberts, L (1, 7) OBP: 0.358, SLG: 0.413	G4-3 1B		24 1B 2B		L7		F7			4	1	1	0	0	0	1	San Diego Padres @ Pittsburgh Pirates PNC Park, Pittsburgh, PA Sun Jun 04 2006, 1:35 PM EDT Att: 26,857 - Cloudy - 56 F										
Mike Cameron, R (1, 8) OBP: 0.329, SLG: 0.314	28 S 1B		K		24 S 1B		FC5-4 1-2			4	0	2	0	0	1	2											
24 Brian Giles, L (1, 9) OBP: 0.404, SLG: 0.414	F8		28 FC6-4 1B		28 C4-6-3 BB			P5		3	0	1	1	1	0	1											
28 Josh Bard, S (1, 2) OBP: 0.378, SLG: 0.647	L9		FC6-4 1-2		G4-6-3 1-2			F8		4	0	0	0	0	0	4											
3 Khalil Greene, R (1, 6) OBP: 0.307, SLG: 0.438		23 CS 1B	K		G6-3			F8		4	0	1	0	0	1	1											
23 Adrián González, L (1, 3) OBP: 0.306, SLG: 0.402		2B BB			G3			F9		3	0	1	0	1	0	0											
Geoff Blum, S (1, 5) OBP: 0.343, SLG: 0.424	F8		K		P5			1B		4	0	1	0	0	1	2											
Josh Barfield, R (1, 4) OBP: 0.296, SLG: 0.378	2B		K		K			K		4	0	1	0	0	2	2											
32 Chris Young, R (1, 1) OBP: 0.174, SLG: 0.261	L8		K		K			F9		3	0	1	0	0	1	3											
Mike Piazza, R (9, PH) OBP: 0.335, SLG: 0.493								FC5-4 1B		1	0	0	0	0	0	1											
Trevor Hoffman, R (9, 1)										0	0	0	0	0	0	0											
Inning Stats	R: 0 E: 0 K: 0 S: 10	H: 1 LOB: 1 BB: 0 P: 19	R: 0 E: 0 K: 0 S: 14	H: 2 LOB: 2 BB: 1 P: 23	R: 1 E: 0 K: 2 S: 16	H: 2 LOB: 1 BB: 0 P: 24	R: 0 E: 0 K: 3 S: 15	H: 1 LOB: 1 BB: 0 P: 22	R: 0 E: 0 K: 0 S: 8	H: 0 LOB: 0 BB: 0 P: 9	R: 0 E: 0 K: 0 S: 10	H: 1 LOB: 1 BB: 0 P: 17	R: 0 E: 0 K: 0 S: 3	H: 0 LOB: 0 BB: 0 P: 7	R: 0 E: 0 K: 1 S: 13	H: 1 LOB: 1 BB: 0 P: 21	1B: 6 2B: 3 3B: 0 HR: 0	SF: 0 SAC: 0 DP: 1 HBP: 0	WP: 0 PB: 0 SB: 2 CS: 1	PA: 36							
PITCHER	IP	WLS	BF	H	R	ER	SO	BB	IBB	HBP	BLK	WP	HR	S	P	ERA	WHIP										
Victor Santos, R (1, 1) ERA: 4.7	5.0	L	22	7	1	1	5	2	0	0	0	0	0	65	108	1.80	1.800										
Damaso Marte, L (6, 1) ERA: 2.84	1.0		3	0	0	0	0	0	0	0	0	0	0	8	9	0.00	0.000										
16 Salomon Torres, R (7, 1) ERA: 4.62	2.0		7	1	0	0	0	0	0	0	0	0	0	13	24	0.00	0.500										
Roberto Hernandez, R (9, 1) ERA: 2.13	1.0		4	1	0	0	1	0	0	0	0	0	0	13	21	0.00	1.000										

AB	34
R	1
H	9
RBI	1
BB	2
SO	6
LOB	17



Batter	1	2	3	4	5	6	7	8	9	AB	R	H	RBI	BB	SO	LOB	BOTTOM										
13 Nate McLouth, L (1, 8) OBP: 0.312, SLG: 0.353	F9			F8		SH5-3			F8	3	0	0	0	0	0	0	San Diego Padres @ Pittsburgh Pirates PNC Park, Pittsburgh, PA Sun Jun 04 2006, 1:35 PM EDT Att: 26,857 - Cloudy - 56 F										
José Bautista, R (1, 5) OBP: 0.360, SLG: 0.478	P4			BB		P4			G4-3	3	0	0	0	1	0	1											
Sean Casey, L (1, 3) OBP: 0.317, SLG: 0.508	F8			F7		G6-3			F7	4	0	0	0	0	1												
Jason Bay, R (1, 7) OBP: 0.418, SLG: 0.598		F7		K		3B				3	0	1	0	0	1	1											
Jeremy Burnitz, L (1, 9) OBP: 0.294, SLG: 0.422		K		F9		P5				3	0	0	0	0	1	1											
12 Freddy Sanchez, R (1, 6) OBP: 0.381, SLG: 0.500		F8		P6		F9				3	0	0	0	0	1	1											
Jose Castillo, R (1, 4) OBP: 0.351, SLG: 0.484				F9		F9			L8	3	0	0	0	0	0	0											
41 Ryan Doumit, S (1, 2) OBP: 0.274, SLG: 0.411				K		G3-1			P6	2	0	0	0	0	1	0											
26 Ronny Paulino, R (7, 2) OBP: 0.336, SLG: 0.389				K		13 SH5-3 1B			P4	1	0	0	0	0	0	0											
Victor Santos, R (1, 1) ERA: 4.7										1	0	0	0	0	1	0											
Damaso Marte, L (6, 1) ERA: 2.84										0	0	0	0	0	0	0											
José Hernández, R (6, PH) OBP: 0.226, SLG: 0.296										1	0	1	0	0	0	0											
16 Salomon Torres, R (7, 1) ERA: 4.62										0	0	0	0	0	0	0											
Craig Wilson, R (8, PH) OBP: 0.307, SLG: 0.653										1	0	0	0	0	0	0											
Roberto Hernandez, R (9, 1) ERA: 2.13										0	0	0	0	0	0	0											
Inning Stats	R: 0 E: 0 K: 0 S: 7	H: 0 LOB: 0 BB: 0 P: 12	R: 0 E: 0 K: 1 S: 8	H: 0 LOB: 0 BB: 0 P: 12	R: 0 E: 0 K: 2 S: 8	H: 0 LOB: 0 BB: 0 P: 11	R: 0 E: 0 K: 1 S: 8	H: 0 LOB: 1 BB: 1 P: 15	R: 0 E: 0 K: 0 S: 10	H: 0 LOB: 0 BB: 0 P: 12	R: 0 E: 0 K: 0 S: 6	H: 1 LOB: 1 BB: 0 P: 9	R: 0 E: 0 K: 0 S: 9	H: 1 LOB: 1 BB: 0 P: 13	R: 0 E: 0 K: 0 S: 6	H: 0 LOB: 0 BB: 0 P: 7	R: 0 E: 0 K: 0 S: 9	H: 0 LOB: 0 BB: 0 P: 12	1B: 1 2B: 0 3B: 1 HR: 0	SF: 0 SAC: 1 DP: 0 HBP: 0	WP: 0 PB: 0 SB: 0 CS: 0	PA: 30					
PITCHER	IP	WLS	BF	H	R	ER	SO	BB	IBB	HBP	BLK	WP	HR	S	P	ERA	WHIP										
32 Chris Young, R (1, 1) ERA: 3.39	1.0	S	3	0	0	0	0	0	0	0	0	0	0	9	12	0.00	0.000										
Trevor Hoffman, R (9, 1) ERA: 1.35																											

AB	28
R	0
H	2
RBI	0
BB	1
SO	4
LOB	5



Batter	1	2	3	4	5	6	7	8	9	AB	R	H	RBI	BB	SO	LOB	TOP					
13 Nate McLouth, L OBP: 0.309, SLG: 0.354										5	1	1	0	0	1	3	Pittsburgh Pirates @ Colorado Rockies Coors Field, Denver, CO Mon Jun 05 2006, 7:05 PM MDT Att: 20,152 - Partly Cloudy - 89 F					
2 Jack Wilson, R OBP: 0.333, SLG: 0.438										5	1	1	0	0	2	4						
Sean Casey, L OBP: 0.338, SLG: 0.500										3	1	1	0	2	0	1						
Jason Bay, R OBP: 0.426, SLG: 0.604										3	1	2	1	2	1	1						
Jeremy Burnitz, L OBP: 0.289, SLG: 0.416										3	0	0	0	0	2	4						
Craig Wilson, R OBP: 0.355, SLG: 0.509										1	0	0	0	0	0	2						
José Bautista, R OBP: 0.368, SLG: 0.478										0	0	0	0	1	0	0						
12 Freddy Sanchez, R OBP: 0.387, SLG: 0.508										5	1	3	2	0	0	2						
Jose Castillo, R OBP: 0.349, SLG: 0.479										4	0	1	1	0	0	2						
26 Ronny Paulino, R OBP: 0.369, SLG: 0.408										4	0	3	0	0	0	0						
45 Ian Snell, R OBP: 0.059, SLG: 0.059										2	0	0	0	0	1	1						
16 Salomon Torres, R ERA: 2.25										0	0	0	0	0	0	0						
37 Yurendell Decaster, R Damaso Marte, L Michael Gonzalez, R										0	0	0	0	0	0	0						
Inning Stats	R: 1 E: 0 K: 1 S: 10	H: 2 LOB: 1 BB: 0 P: 16	R: 0 E: 0 K: 1 S: 9	H: 1 LOB: 1 BB: 0 P: 11	R: 0 E: 0 K: 1 S: 13	H: 1 LOB: 2 BB: 1 P: 23	R: 1 E: 0 K: 2 S: 13	H: 3 LOB: 0 BB: 0 P: 18	R: 1 E: 0 K: 0 S: 8	H: 2 LOB: 1 BB: 0 P: 12	R: 0 E: 0 K: 0 S: 4	H: 0 LOB: 0 BB: 0 P: 8	R: 2 E: 0 K: 0 S: 12	H: 2 LOB: 1 BB: 2 P: 21	R: 0 E: 0 K: 2 S: 8	H: 1 LOB: 1 BB: 2 P: 13	R: 0 E: 0 K: 1 S: 9	H: 0 LOB: 1 BB: 2 P: 20	1B: 8 2B: 4 3B: 0 HR: 0	SF: 0 SAC: 1 DP: 2 HBP: 0	WP: 1 PB: 0 SB: 1 CS: 0	PA: 42
PITCHER	IP WLS BF H R ER SO BB IBB HBP BLK WP HR S P ERA WHIP																					
28 Aaron Cook, R ERA: 3.63	(1, 1) 6.0 L 31 10 5 5 5 3 0 0 0 0 0 0 61 100 7.50 2.167																					
Ray King, L	(7, 1) 1.0 3 1 0 0 0 0 0 0 0 0 0 0 8 9 0.00 1.000																					
Scott Dohmann, R ERA: 4.05	(8, 1) 2.0 8 1 0 0 3 2 0 0 0 1 0 0 17 33 0.00 1.500																					

Batter	1	2	3	4	5	6	7	8	9	AB	R	H	RBI	BB	SO	LOB	BOTTOM					
6 Omar Quintanilla, L										4	0	0	0	0	3	3	Pittsburgh Pirates @ Colorado Rockies Coors Field, Denver, CO Mon Jun 05 2006, 7:05 PM MDT Att: 20,152 - Partly Cloudy - 89 F					
18 Cory Sullivan, L OBP: 0.296, SLG: 0.402										3	0	0	0	0	2	0						
Choo Freeman, R OBP: 0.288, SLG: 0.273										1	0	0	0	1	0							
17 Todd Helton, L OBP: 0.396, SLG: 0.465										4	0	2	0	0	0	0						
5 Matt Holliday, R OBP: 0.371, SLG: 0.620										4	0	0	0	0	1	2						
27 Garrett Atkins, R OBP: 0.375, SLG: 0.486										4	0	1	0	0	2	2						
11 Brad Hawpe, L OBP: 0.406, SLG: 0.593										4	2	3	0	0	1	1						
JD Closser, S OBP: 0.304, SLG: 0.200										3	0	1	0	1	2	2						
12 Clint Barmes, R OBP: 0.228, SLG: 0.312											3	0	0	1	0	1						
28 Aaron Cook, R OBP: 0.077, SLG: 0.077	(1, 1) 6.1 W 26 6 2 2 2 10 1 0 0 0 0 0 0 3 3 0.00 1.500																					
Ray King, L	(7, 1) 1.0 H 3 0 0 0 1 0 0 0 0 0 0 0 7 12 0.00 0.000																					
19 Ryan Spillborghs, R OBP: 0.410, SLG: 0.600	(8, 1) 1.0 S 4 1 0 0 2 0 0 0 0 0 0 0 0 13 20 0.00 1.000																					
Scott Dohmann, R	(8, 1) 1.0 S 4 1 0 0 2 0 0 0 0 0 0 0 0 13 20 0.00 1.000																					
Inning Stats	R: 0 E: 0 K: 2 S: 11	H: 0 LOB: 0 BB: 0 P: 14	R: 0 E: 0 K: 2 S: 12	H: 1 LOB: 1 BB: 0 P: 13	R: 0 E: 0 K: 2 S: 7	H: 0 LOB: 0 BB: 0 P: 9	R: 0 E: 0 K: 1 S: 10	H: 1 LOB: 1 BB: 0 P: 16	R: 1 E: 0 K: 1 S: 14	H: 1 LOB: 1 BB: 1 P: 23	R: 0 E: 0 K: 2 S: 8	H: 1 LOB: 1 BB: 0 P: 10	R: 0 E: 0 K: 0 S: 7	H: 3 LOB: 1 BB: 0 P: 12	R: 0 E: 0 K: 1 S: 7	H: 0 LOB: 0 BB: 0 P: 12	R: 0 E: 0 K: 2 S: 13	H: 1 LOB: 1 BB: 0 P: 20	1B: 6 2B: 1 3B: 1 HR: 0	SF: 1 SAC: 1 DP: 1 HBP: 0	WP: 0 PB: 0 SB: 0 CS: 0	PA: 35
PITCHER	IP WLS BF H R ER SO BB IBB HBP BLK WP HR S P ERA WHIP																					
45 Ian Snell, R ERA: 5.26	(1, 1) 0.2 H 2 1 0 0 0 0 0 0 0 0 0 0 3 3 0.00 1.500																					
16 Salomon Torres, R ERA: 4.54	(7, 1) 1.0 H 3 0 0 0 1 0 0 0 0 0 0 0 7 12 0.00 0.000																					
Damaso Marte, L	(8, 1) 1.0 S 4 1 0 0 2 0 0 0 0 0 0 0 0 13 20 0.00 1.000																					
Michael Gonzalez, L ERA: 2.82	(9, 1) 1.0 S 4 1 0 0 2 0 0 0 0 0 0 0 0 13 20 0.00 1.000																					



Batter	1	2	3	4	5	6	7	8	9	AB	R	H	RBI	BB	SO	LOB	TOP								
José Bautista, R (1, 8) OBP: 0.363, SLG: 0.479										4	0	1	0	0	1	0	Pittsburgh Pirates @ Colorado Rockies Coors Field, Denver, CO Tue Jun 06 2006, 7:05 PM MDT Att: 20,277 - Partly Cloudy - 84 F								
2 Jack Wilson, R (1, 6) OBP: 0.327, SLG: 0.429										4	0	0	0	0	1	2									
12 Freddy Sanchez, R (1, 5) OBP: 0.384, SLG: 0.503										4	1	1	0	0	1	1									
Jason Bay, R (1, 7) OBP: 0.427, SLG: 0.614										3	1	1	1	1	0	0									
Craig Wilson, R (1, 3) OBP: 0.353, SLG: 0.500										3	1	0	0	1	2	2									
Jose Castillo, R (1, 4) OBP: 0.347, SLG: 0.472										3	0	0	0	1	2	3									
José Hernández, R (1, 9) OBP: 0.246, SLG: 0.315										2	1	1	2	0	0	0									
Jeremy Burnitz, L (7, 9) OBP: 0.291, SLG: 0.417										2	0	1	1	0	0	1									
26 Ronny Paulino, R (1, 2) OBP: 0.375, SLG: 0.414										3	0	2	0	0	0	0									
13 Nate McLouth, L (8, 9) OBP: 0.309, SLG: 0.354										0	0	0	0	0	0	0									
11 Humberto Cota, R (8, 2) OBP: 0.271, SLG: 0.236										1	0	0	0	0	0	2									
28 Paul Maholm, L (1, 1) OBP: 0.045, SLG: 0.045										2	0	0	0	0	1	1									
55 Matt Capps, R (6, 1)										0	0	0	0	0	0	0									
34 John Grabow, L (6, 1)										0	0	0	0	0	0	0									
Sean Casey, L (8, 9) OBP: 0.333, SLG: 0.492										1	0	0	0	0	0	1									
16 Salomon Torres, R (8, 1)										0	0	0	0	0	0	0									
Inning Stats	R: 0 E: 1 K: 1 S: 7	H: 0 LOB: 0 BB: 0 P: 9	R: 0 E: 0 K: 1 S: 7	H: 0 LOB: 0 BB: 0 P: 9	R: 0 E: 0 K: 0 S: 5	H: 1 LOB: 0 BB: 0 P: 7	R: 0 E: 0 K: 1 S: 8	H: 0 LOB: 0 BB: 0 P: 13	R: 3 E: 0 K: 1 S: 16	H: 2 LOB: 0 BB: 1 P: 26	R: 0 E: 0 K: 1 S: 9	H: 0 LOB: 1 BB: 0 P: 11	R: 0 E: 0 K: 1 S: 8	H: 0 LOB: 1 BB: 1 P: 18	R: 0 E: 0 K: 0 S: 7	H: 2 LOB: 2 BB: 0 P: 11	R: 1 E: 0 K: 2 S: 17	H: 2 LOB: 2 BB: 1 P: 26	1B: 4 2B: 1 3B: 0 HR: 2	SF: 0 SAC: 0 DP: 3 HBP: 0	WP: 0 PB: 0 SB: 0 CS: 0	PA: 35			
PITCHER	IP	WLS	BF	H	R	ER	SO	BB	IBB	HBP	BLK	WP	HR	S	P	ERA	WHIP								
26 Jeff Francis, L (1, 1) ERA: 3.86	6.0	W	21	3	3	3	5	1	0	0	0	0	2	52	75	4.50	0.667								
61 Ramon E Ramirez, R (7, 1) ERA: 1.08	1.0	H	4	0	0	0	1	1	0	0	0	0	0	8	18	0.00	1.000								
Jose Mesa, R (8, 1) ERA: 3.08	1.0	H	4	2	0	0	0	0	0	0	0	0	0	7	11	0.00	2.000								
40 Brian Fuentes, L (9, 1) ERA: 1.52	1.0	S	6	2	1	1	2	1	0	0	0	0	0	17	26	9.00	3.000								

Batter	1	2	3	4	5	6	7	8	9	AB	R	H	RBI	BB	SO	LOB	BOTTOM								
Jamey Carroll, R (1, 4) OBP: 0.414, SLG: 0.403										4	1	4	1	0	0	0	Pittsburgh Pirates @ Colorado Rockies Coors Field, Denver, CO Tue Jun 06 2006, 7:05 PM MDT Att: 20,277 - Partly Cloudy - 84 F								
19 Ryan Spillborchs, R (1, 8) OBP: 0.386, SLG: 0.550										5	1	1	0	0	0	3									
40 Brian Fuentes, L (9, 1)										0	0	0	0	0	0	0									
17 Todd Helton, L (1, 3) OBP: 0.406, SLG: 0.465										2	0	1	1	2	1	2									
5 Matt Holliday, R (1, 7) OBP: 0.363, SLG: 0.606										5	0	0	0	0	0	7									
27 Garrett Atkins, R (1, 5) OBP: 0.386, SLG: 0.498										3	0	3	1	1	0	0									
11 Brad Hawpe, L (1, 9) OBP: 0.399, SLG: 0.581										4	0	0	0	0	3	5									
12 Clint Barmes, R (1, 6) OBP: 0.233, SLG: 0.316										4	1	2	0	0	0	2									
8 Yorvit Torrealba, R (1, 2) OBP: 0.167, SLG: 0.182										3	1	1	1	1	1	3									
26 Jeff Francis, L (1, 1) OBP: 0.300, SLG: 0.125										3	1	1	0	0	2	4									
61 Ramon E Ramirez, R (7, 1) OBP: 1.000, SLG: 1.000										0	0	0	0	0	0	0									
Jose Mesa, R (8, 1)										0	0	0	0	0	0	0									
Eli Marrero, R (8, 9) OBP: 0.352, SLG: 0.475										1	0	0	0	0	0	0									
16 Cory Sullivan, L (9, 8) OBP: 0.296, SLG: 0.402										0	0	0	0	0	0	0									
Inning Stats	R: 0 E: 0 K: 1 S: 8	H: 2 LOB: 1 BB: 0 P: 8	R: 0 E: 0 K: 2 S: 11	H: 2 LOB: 2 BB: 0 P: 16	R: 0 E: 0 K: 0 S: 11	H: 1 LOB: 1 BB: 1 P: 20	R: 0 E: 0 K: 1 S: 11	H: 1 LOB: 2 BB: 1 P: 20	R: 1 E: 1 K: 0 S: 13	H: 4 LOB: 1 BB: 0 P: 18	R: 0 E: 0 K: 2 S: 8	H: 0 LOB: 1 BB: 1 P: 17	R: 1 E: 0 K: 0 S: 11	H: 1 LOB: 1 BB: 1 P: 23	1B: 10 2B: 2 3B: 0 HR: 1	SF: 0 SAC: 1 DP: 1 HBP: 1	WP: 0 PB: 0 SB: 0 CS: 1	PA: 40							
PITCHER	IP	WLS	BF	H	R	ER	SO	BB	IBB	HBP	BLK	WP	HR	S	P	ERA	WHIP								
28 Paul Maholm, L (1, 1) ERA: 4.57	5.0	L	27	11	4	4	5	1	0	0	0	0	0	3	3	0.00	0.000								
55 Matt Capps, R (6, 1) ERA: 4.33	0.2		2	0	0	0	0	0	0	0	0	0	0	3	3	0.00	0.000								
34 John Grabow, L (6, 1) ERA: 4.84	1.1		6	1	0	0	2	1	0	0	0	0	0	14	25	0.00	1.500								
16 Salomon Torres, R (8, 1) ERA: 4.66	1.0		5	1	1	1	0	1	0	0	0	0	1	11	23	9.00	2.000								

AB	32
R	4
H	7
RBI	4
BB	3
SO	8
LOB	13

AB	34
R	5
H	13
RBI	4
BB	4
SO	7
LOB	26



Batter	1	2	3	4	5	6	7	8	9	AB	R	H	RBI	BB	SO	LOB	TOP					
13 Nate McLouth, L OBP: 0.305, SLG: 0.349	G4-3		F8		G3			K		5	1	1	1	0	1	1						
2 Jack Wilson, R OBP: 0.329, SLG: 0.429	K		L7		F9				F	5	2	2	0	0	1	0						
Sean Casey, L OBP: 0.324, SLG: 0.471	L4			G4-3	FC5-4			K	F	5	1	1	1	0	1	1						
Jason Bay, R OBP: 0.438, SLG: 0.618		HR		G3	FC5-4					2	1	2	1	3	0	0						
Jeremy Burnitz, L OBP: 0.293, SLG: 0.433				G3	FC5-4					2	1	1	2	0	0	1						
Craig Wilson, R OBP: 0.352, SLG: 0.494		HR		G3	FC5-4					2	1	0	1	1	0	4						
12 Freddy Sanchez, R OBP: 0.384, SLG: 0.505		F7		G6-3						5	0	2	3	0	0	3						
Jose Castillo, R OBP: 0.302, SLG: 0.472		G5-3								2	1	1	0	1	0	0						
55 Matt Capps, R										0	0	0	0	0	0	0						
Damaso Marte, L OBP: 0.241, SLG: 0.330										0	0	0	0	0	0	0						
Roberto Hernandez, R OBP: 0.241, SLG: 0.330										1	0	0	0	0	0	0						
26 Ronny Paulino, R OBP: 0.372, SLG: 0.410										1	0	0	0	0	0	3						
11 Humberto Cota, R OBP: 0.254, SLG: 0.220		P3								4	0	0	0	0	0	3						
Oliver Pérez, L OBP: 0.143, SLG: 0.143										0	0	0	0	0	0	0						
37 Yurendell Decaster, R ERA: 6.89										1	0	0	0	1	0	0						
Ryan Vogelsong, R OBP: 0.303, SLG: 0.333										0	1	0	0	1	0	0						
Jose Bautista, R OBP: 0.366, SLG: 0.473										1	0	0	0	1	0	0						
Inning Stats	R: 0 E: 0 K: 1 S: 10	H: 0 LOB: 0 BB: 0 P: 14	R: 2 E: 0 K: 0 S: 9	H: 2 LOB: 0 BB: 0 P: 15	R: 0 E: 0 K: 1 S: 7	H: 0 LOB: 0 BB: 0 P: 9	R: 0 E: 0 K: 0 S: 9	H: 1 LOB: 1 BB: 0 P: 12	R: 6 E: 0 K: 0 S: 23	H: 5 LOB: 2 BB: 3 P: 43	R: 0 E: 0 K: 1 S: 8	H: 0 LOB: 1 BB: 0 P: 13	R: 0 E: 0 K: 1 S: 9	H: 0 LOB: 2 BB: 2 P: 20	R: 0 E: 0 K: 1 S: 9	H: 0 LOB: 1 BB: 2 P: 16	R: 1 E: 1 K: 0 S: 12	H: 2 LOB: 2 BB: 1 P: 24	1B: 8 2B: 1 3B: 0 HR: 1	SF: 0 LOB: 0 DP: 2 HBP: 0	WP: 0 PB: 0 CS: 0	PA: 43
PITCHER	IP	WLS	BF	H	R	ER	SO	BB	IBB	HBP	BLK	WP	HR	S	P	ERA	WHIP					
37 Josh Fogg, R ERA: 5.21	4.1		22	6	8	8	2	3	0	0	0	0	1	51	82	16.61	2.077					
39 Tom Martin, L ERA: 6.89	0.1		2	1	0	0	0	0	0	0	0	0	0	3	5	0.00	3.000					
Scott Dohmann, R ERA: 3.45	2.1	W	9	1	0	0	1	2	0	0	0	0	0	21	39	0.00	1.286					
61 Ramon E Ramirez, R ERA: 1.04	1.0		4	0	0	0	1	1	0	0	0	0	0	9	16	0.00	1.000					
Ray King, L ERA: 2.76	0.1		5	2	1	1	0	1	0	0	0	0	0	10	21	27.00	9.000					
PITCHER	IP	WLS	BF	H	R	ER	SO	BB	IBB	HBP	BLK	WP	HR	S	P	ERA	WHIP					
Jose Mesa, R ERA: 3.0	0.2		1	0	0	0	0	0	0	0	0	0	0	2	3	0.00	0.000					

Pittsburgh Pirates @ Colorado Rockies
Coors Field, Denver, CO
Wed Jun 07 2006, 1:05 PM MDT
Att: 21,509 - Partly Cloudy - 97 F

AB	36
R	9
H	10
RBI	9
BB	7
SO	4
LOB	16



Batter	1	2	3	4	5	6	7	8	9	AB	R	H	RBI	BB	SO	LOB	BOTTOM				
Jamey Carroll, R OBP: 0.424, SLG: 0.438	SF9	HR	G4-3		3B		L8			6	3	4	1	0	0	4					
19 Ryan Spillborghs, R OBP: 0.380, SLG: 0.575	SF9	HR	G4-3		3B		G5-3			5	2	2	2	0	0	2					
17 Todd Helton, L OBP: 0.404, SLG: 0.456	2B	SF7			P5		G6-3			3	2	0	1	2	0	1					
5 Matt Holliday, R OBP: 0.371, SLG: 0.604	2B	P2					G4-3			4	3	2	0	2	0	2					
27 Garrett Atkins, R OBP: 0.394, SLG: 0.507	SF7	HR			SF8		1B			2	3	2	3	2	0	0					
8 Yovani Torresalva, R OBP: 0.294, SLG: 0.462	HBP	HR			SF8		K			2	1	1	5	1	1	1					
12 Clint Barmes, R OBP: 0.237, SLG: 0.321	SF7	P4					L8			3	0	1	3	1	0	0					
Choo Freeman, R OBP: 0.297, SLG: 0.283	F9		E6		K		K			5	1	2	1	0	1	3					
37 Josh Fogg, R ERA: 7.16			SH1-4							1	1	0	0	1	1	2					
39 Tom Martin, L ERA: 6.89										0	0	0	0	0	0	0					
Scott Dohmann, R ERA: 3.45										1	0	0	0	0	1	1					
Eli Marrero, R OBP: 0.347, SLG: 0.487										1	0	0	0	0	0	3					
61 Ramon E Ramirez, R OBP: 0.303, SLG: 0.333										0	0	0	0	0	0	0					
Ray King, L ERA: 2.76										0	0	0	0	0	0	0					
Jose Mesa, R ERA: 3.0										0	0	0	0	0	0	0					
Inning Stats	R: 4 E: 0 K: 0 S: 17	H: 2 LOB: 1 BB: 2 P: 34	R: 5 E: 0 K: 0 S: 17	H: 3 LOB: 0 BB: 2 P: 28	R: 0 E: 1 K: 0 S: 11	H: 0 LOB: 1 BB: 0 P: 15	R: 2 E: 0 K: 2 S: 20	H: 3 LOB: 2 BB: 1 P: 27	R: 2 E: 0 K: 1 S: 15	H: 2 LOB: 1 BB: 1 P: 22	R: 1 E: 0 K: 1 S: 8	H: 2 LOB: 1 BB: 0 P: 10	R: 2 E: 0 K: 0 S: 20	H: 2 LOB: 3 BB: 3 P: 41	R: 0 E: 0 K: 0 S: 16	H: 0 LOB: 0 BB: 0 P: 21	1B: 8 2B: 3 3B: 2 HR: 1	SF: 5 LOB: 0 DP: 0 HBP: 1	WP: 1 PB: 0 CS: 0	PA: 49	
PITCHER	IP	WLS	BF	H	R	ER	SO	BB	IBB	HBP	BLK	WP	HR	S	P	ERA	WHIP				
Oliver Pérez, L ERA: 7.16	2.0	L	16	5	9	9	0	4	0	1	0	0	1	34	62	40.50	4.500				
Ryan Vogelsong, R ERA: 5.13	2.1		15	5	4	4	2	2	0	0	0	0	0	41	58	15.43	3.000				
55 Matt Capps, R ERA: 4.4	1.2		7	2	1	1	2	0	0	0	0	0	0	13	16	5.40	1.200				
Damaso Marte, L ERA: 3.43	1.0		8	2	2	2	0	3	0	0	0	0	0	20	41	18.00	5.000				
Roberto Hernandez, R ERA: 2.05	1.0		3	0	0	0	0	0	0	0	0	0	0	16	21	0.00	0.000				

Pittsburgh Pirates @ Colorado Rockies
Coors Field, Denver, CO
Wed Jun 07 2006, 1:05 PM MDT
Att: 21,509 - Partly Cloudy - 97 F

AB	33
R	16
H	14
RBI	16
BB	9
SO	4
LOB	19



Batter	1	2	3	4	5	6	7	8	9	AB	R	H	RBI	BB	SO	LOB	TOP		
13 Nate McLouth, L OBP: 0.298, SLG: 0.340 José Bautista, R OBP: 0.358, SLG: 0.461	F8	P3	L7		G3		K		F8	4	0	0	0	0	0	3			
2 Jack Wilson, R OBP: 0.335, SLG: 0.435	BB 12 BB 1B	2B 1B			F9		1B SF8 2B		F8	4	3	2	0	1	0	0			
Sean Casey, L OBP: 0.354, SLG: 0.507	12 BB BB HBP 1B				1B		12 1B 2B		G3-1	5	1	4	1	0	0	0			
Jason Bay, R OBP: 0.444, SLG: 0.620	HBP 12 BB 2B				1B		SF8			1	0	1	1	3	0	0			
Jeremy Burnitz, L OBP: 0.286, SLG: 0.422	K	P4			F7		K		K	5	0	0	0	0	3	9			
12 Freddy Sanchez, R OBP: 0.385, SLG: 0.500	HBP BB			L7	G6-3				F7	4	0	1	1	1	0	2			
Jose Castillo, R OBP: 0.353, SLG: 0.468	HBP			G6-3			26 S 1B		F7	4	0	1	1	0	1	0			
26 Ronny Paulino, R OBP: 0.380, SLG: 0.409	K				57 2B 1B		K		2B BB	3	0	1	0	2	2	4			
57 Zach Duke, L 16 Salomon Torres, R Roberto Hernandez, R Craig Wilson, R Damaso Marte, L 55 Matt Capps, R				G4-3			K		G4-3	4	0	1	0	0	1	2			
Inning Stats	R: 2 E: 0 K: 2 S: 18	H: 1 LOB: 3 BB: 3 P: 37	R: 1 E: 0 K: 0 S: 11	H: 2 LOB: 2 BB: 1 P: 19	R: 0 E: 0 K: 0 S: 10	H: 2 LOB: 2 BB: 0 P: 18	R: 0 E: 0 K: 0 S: 14	H: 2 LOB: 1 BB: 0 P: 17	R: 0 E: 0 K: 1 S: 13	H: 3 LOB: 2 BB: 0 P: 17	R: 0 E: 0 K: 2 S: 9	H: 0 LOB: 1 BB: 1 P: 18	R: 0 E: 0 K: 1 S: 7	H: 0 LOB: 1 BB: 1 P: 14	R: 0 E: 0 K: 0 S: 9	H: 1 LOB: 2 BB: 1 P: 15	1B: 8 2B: 4 3B: 0 HR: 0	SF: 1 SAC: 0 DP: 0 HBP: 1	WP: 0 PB: 0 CS: 1 PA: 46
PITCHER	IP WLS BF H R ER SO BB IBB HBP BLK WP HR S P ERA WHIP																		
18 Matt Cain, R ERA: 5.2	4.0 24 7 3 3 2 4 0 0 1 0 0 0 0 53 91 6.75 2.750																		
Jeremy Accardo, R ERA: 2.81	2.0 9 4 1 1 3 3 0 0 0 0 0 0 0 23 32 4.50 2.000																		
53 Jonathan Sánchez, L ERA: 2.3	1.0 4 0 0 0 2 1 0 0 0 0 0 0 0 9 18 0.00 1.000																		
Tim Worrell, R ERA: 7.16	1.0 4 0 0 0 1 1 0 0 0 0 0 0 0 7 14 0.00 1.000																		
Armando Benitez, R ERA: 1.98	1.0 W 5 1 0 0 0 1 0 0 0 0 0 0 0 9 15 0.00 2.000																		

Pittsburgh Pirates @ San Francisco Giants
AT&T Park, San Francisco, CA
Thu Jun 08 2006, 7:15 PM PDT
Att: 34,540 - Clear - 57 F

AB	37
R	4
H	12
RBI	4
BB	7
SO	8
LOB	23



Batter	1	2	3	4	5	6	7	8	9	AB	R	H	RBI	BB	SO	LOB	BOTTOM		
2 Randy Winn, S OBP: 0.346, SLG: 0.434	G1-3		G5-3		F9		G3		E4 WP 13 IBB	5	0	0	0	0	2				
13 Omar Vizquel, S OBP: 0.405, SLG: 0.428	G1-3		G6-3				G4-3		WP IBB	4	0	1	0	1	0	1			
Lance Niekro, R OBP: 0.309, SLG: 0.401	G5-3				HR 1B		2B		F9	5	2	3	0	0	0	3			
Moises Alou, R OBP: 0.425, SLG: 0.677			F9		HR		K		G5-3	5	1	1	2	0	1	5			
Ray Durham, S OBP: 0.325, SLG: 0.385			50 WP 2B		G6-4-3 BB		L7		WP 1B	3	0	2	1	1	0	2			
Pedro Feliz, R OBP: 0.307, SLG: 0.453			50 WP BB		G6-4-3		K		K	3	0	0	0	1	2	4			
Jason Ellison, R OBP: 0.325, SLG: 0.389			F4		G5-3				G6-3	3	1	0	0	1	0	3			
50 Eliezer Alfonzo, R OBP: 0.353, SLG: 0.533			F7				F8		9 G4-3 2B 9 SH1-4 WP 1B	4	1	2	0	0	2				
18 Matt Cain, R ERA: 4.25 53 Jonathan Sánchez, L Todd Greene, R 9 Mark Sweeney, L Tim Worrell, R Armando Benitez, R Steve Finley			G2-3				K		G4-3	1	0	0	0	0	0	0			
Inning Stats	R: 0 E: 0 K: 0 S: 6	H: 0 LOB: 0 BB: 0 P: 7	R: 0 E: 0 K: 0 S: 12	H: 1 LOB: 2 BB: 1 P: 23	R: 0 E: 0 K: 0 S: 4	H: 0 LOB: 0 BB: 0 P: 6	R: 2 E: 0 K: 0 S: 10	H: 2 LOB: 0 BB: 1 P: 17	R: 0 E: 0 K: 1 S: 7	H: 0 LOB: 0 BB: 0 P: 9	R: 0 E: 0 K: 2 S: 14	H: 2 LOB: 2 BB: 0 P: 19	R: 1 E: 0 K: 1 S: 14	H: 2 LOB: 1 BB: 0 P: 21	R: 1 E: 1 K: 0 S: 7	H: 1 LOB: 2 BB: 1 P: 14	1B: 4 2B: 4 3B: 0 HR: 1	SF: 0 SAC: 1 DP: 1 HBP: 0	WP: 4 PB: 0 SB: 0 CS: 0 PA: 40
PITCHER	IP WLS BF H R ER SO BB IBB HBP BLK WP HR S P ERA WHIP																		
57 Zach Duke, L ERA: 4.25	6.0 26 6 3 3 3 3 0 0 0 0 0 0 0 56 90 4.50 1.500																		
16 Salomon Torres, R ERA: 4.54	1.0 H 3 0 0 0 0 0 0 0 0 0 0 0 6 9 0.00 0.000																		
Roberto Hernandez, R ERA: 2.3	1.0 B 5 2 1 1 1 0 0 0 0 2 0 0 14 21 9.00 2.000																		
Damaso Marte, L ERA: 3.38	0.1 L 4 1 1 0 0 0 0 1 0 0 0 0 4 9 0.00 3.000																		
55 Matt Capps, R ERA: 4.34	0.1 2 0 0 0 0 0 0 0 0 0 1 0 3 5 0.00 0.000																		

Pittsburgh Pirates @ San Francisco Giants
AT&T Park, San Francisco, CA
Thu Jun 08 2006, 7:15 PM PDT
Att: 34,540 - Clear - 57 F

AB	35
R	5
H	9
RBI	4
BB	4
SO	4
LOB	23



Batter	1	2	3	4	5	6	7	8	9	AB	R	H	RBI	BB	SO	LOB	TOP					
13 Nate McLouth, L OBP: 0.297, SLG: 0.338	2-0 2B 1B		3-2 F8		1-3 K			0-0 G4-3		4	1	1	0	0	1	0						
2 Jack Wilson, R OBP: 0.329, SLG: 0.427	3-3 K		0-1 F9		1-3 K			0-0 B1-3		4	0	0	0	0	2	1						
Sean Casey, L OBP: 0.388, SLG: 0.545	1-1 2B			1-0 HR		0-1 G6-4-3 1B		0-1 1B		4	1	4	1	0	0	0						
Jason Bay, R OBP: 0.442, SLG: 0.627	3-2 G5-3			2-0 HR		3-3 K		1-3 K		4	1	1	2	0	2	3						
12 Freddy Sanchez, R OBP: 0.377, SLG: 0.490	1-2 F9			1-2 F7		0-1 G6-4-3		0-0 G6-3		4	0	0	0	0	0	2						
Craig Wilson, R OBP: 0.355, SLG: 0.500		2-3 K		0-0 FC6-4 1B			1-3 K2-3		4-2 G6-4-3 BB	3	0	1	0	0	2	0						
16 Salomon Torres, R José Hernández, R Michael Gonzalez, R		1-2 G1-3		0-1 F8			1-0 L4		0-1 G6-4-3	4	0	0	0	0	0	2						
26 Ronny Paulino, R OBP: 0.379, SLG: 0.407		1-3 K		0-0 FC6-4 1B			1-1 FC6 1B			3	0	1	0	0	1	1						
Victor Santos, R José Bautista, R			1-2 L7		0-1 G4-3			0-1 FC6 1B		3	0	0	0	0	0	1						
Inning Stats	R: 1 H: 2 E: 0 K: 1 S: 13	L: 2 LOB: 1 BB: 0 P: 23	R: 0 H: 0 E: 0 K: 2 S: 10	L: 0 LOB: 0 BB: 0 P: 14	R: 0 H: 0 E: 0 K: 0 S: 10	L: 0 LOB: 1 BB: 0 P: 14	R: 2 H: 3 E: 0 K: 0 S: 9	L: 3 LOB: 1 BB: 0 P: 13	R: 0 H: 1 E: 0 K: 1 S: 7	L: 1 LOB: 1 BB: 0 P: 10	R: 0 H: 1 E: 0 K: 1 S: 8	L: 1 LOB: 1 BB: 0 P: 11	R: 0 H: 1 E: 0 K: 1 S: 7	L: 1 LOB: 1 BB: 1 P: 8	R: 0 H: 0 E: 0 K: 0 S: 5	L: 0 LOB: 0 BB: 1 P: 9	1B: 6 2B: 1 3B: 0 HR: 1	SF: 0 SAC: 0 DP: 2 HBP: 0	WP: 0 PB: 0 SB: 1 CS: 0	PA: 34		
PITCHER	IP WLS BF ERA WHIP	IP WLS BF ERA WHIP	IP WLS BF ERA WHIP	IP WLS BF ERA WHIP	IP WLS BF ERA WHIP	IP WLS BF ERA WHIP	IP WLS BF ERA WHIP	IP WLS BF ERA WHIP	IP WLS BF ERA WHIP	IP WLS BF ERA WHIP	IP WLS BF ERA WHIP	IP WLS BF ERA WHIP	IP WLS BF ERA WHIP	IP WLS BF ERA WHIP	IP WLS BF ERA WHIP	IP WLS BF ERA WHIP	IP WLS BF ERA WHIP	IP WLS BF ERA WHIP	IP WLS BF ERA WHIP	IP WLS BF ERA WHIP	IP WLS BF ERA WHIP	
Matt Morris, R ERA: 5.13	8.0 L 31 3.38 1.000																					
Steve Kline, L ERA: 2.45	1.0 3 0 0.00 1.000																					

Pittsburgh Pirates @ San Francisco Giants
AT&T Park, San Francisco, CA
Fri Jun 09 2006, 7:15 PM PDT
Att: 38,766 - Partly Cloudy - 60 F

AB 33
R 3
H 8
RBI 3
BB 1
SO 8
LOB 10



Batter	1	2	3	4	5	6	7	8	9	AB	R	H	RBI	BB	SO	LOB	BOTTOM					
2 Randy Winn, S OBP: 0.345, SLG: 0.433	1-1 G1-3		0-0 SF9			0-1 G3		0-2 1B		3	0	1	1	0	0	0						
13 Omar Vizquel, S OBP: 0.402, SLG: 0.424	3-2 G4-3		3-H 2-0 P6			2-1 1B 1B		0-0 G1-3		4	0	1	0	0	0	1						
Steve Finley, L OBP: 0.330, SLG: 0.406	2-3 K2-3			2-1 G3		0-3 K		0-1 G4-3		4	0	0	0	0	2	1						
Moises Alou, R OBP: 0.436, SLG: 0.677		1-1 G5-3		4-2 FC6-4 BB		2-2 1B		1-2 2B 1B		3	0	2	0	1	0	0						
Jason Ellison, R OBP: 0.325, SLG: 0.389		2-1 G3		3-3 K			0-0 B5-3		1-1 F8	1	0	0	0	0	0	1						
9 Mark Sweeney, L OBP: 0.298, SLG: 0.455		2-1 G3		0-1 K			3-2 F9		1-1 1B	4	0	1	0	0	0	1						
Todd Greene, R OBP: 0.411, SLG: 0.547		3-2 G6-3		1-2 FC6-4 1B			3-2 F9		1-3 2B	4	0	1	0	0	0	1						
Pedro Feliz, R OBP: 0.306, SLG: 0.454					0-1 FC6-4																	
Jose Vizcaino, S OBP: 0.333, SLG: 0.295			1-0 50 3B 1B		2-1 F7			3-2 G4-3		3	1	1	0	1	0	0						
50 Eliezer Alfonzo, R OBP: 0.333, SLG: 0.579			1-0 2 SF9 3B		1-1 F8			0-0 F8		4	1	1	1	0	1	3						
Matt Morris, R OBP: 0.160, SLG: 0.160			0-1 G5-3		2-2 G4-3			1-1 G6-3		2	0	0	0	0	0	1						
Lance Niekro, R OBP: 0.307, SLG: 0.399										1	0	0	0	0	0	0						
Steve Kline, S ERA: 2.7										0	0	0	0	0	0	0						
Inning Stats	R: 0 H: 0 E: 0 K: 1 S: 10	L: 0 LOB: 0 BB: 0 P: 16	R: 0 H: 0 E: 0 K: 0 S: 7	L: 0 LOB: 0 BB: 0 P: 13	R: 2 H: 2 E: 0 K: 0 S: 6	L: 2 LOB: 0 BB: 0 P: 10	R: 0 H: 0 E: 0 K: 1 S: 12	L: 0 LOB: 1 BB: 1 P: 21	R: 0 H: 2 E: 0 K: 1 S: 11	L: 2 LOB: 2 BB: 0 P: 15	R: 0 H: 0 E: 0 K: 0 S: 8	L: 0 LOB: 0 BB: 0 P: 14	R: 0 H: 1 E: 0 K: 0 S: 7	L: 1 LOB: 1 BB: 0 P: 8	R: 0 H: 2 E: 0 K: 1 S: 15	L: 2 LOB: 3 BB: 1 P: 23	1B: 5 2B: 1 3B: 1 HR: 0	SF: 1 SAC: 0 DP: 0 HBP: 0	WP: 0 PB: 0 SB: 0 CS: 0	PA: 35		
PITCHER	IP WLS BF ERA WHIP	IP WLS BF ERA WHIP	IP WLS BF ERA WHIP	IP WLS BF ERA WHIP	IP WLS BF ERA WHIP	IP WLS BF ERA WHIP	IP WLS BF ERA WHIP	IP WLS BF ERA WHIP	IP WLS BF ERA WHIP	IP WLS BF ERA WHIP	IP WLS BF ERA WHIP	IP WLS BF ERA WHIP	IP WLS BF ERA WHIP	IP WLS BF ERA WHIP	IP WLS BF ERA WHIP	IP WLS BF ERA WHIP	IP WLS BF ERA WHIP	IP WLS BF ERA WHIP	IP WLS BF ERA WHIP	IP WLS BF ERA WHIP	IP WLS BF ERA WHIP	
Victor Santos, R ERA: 4.5	7.0 W 25 4.5 2.57																					
16 Salomon Torres, R ERA: 4.43	1.0 H 4 4.43 1.000																					
Michael Gonzalez, L ERA: 2.7	1.0 S 6 2.7 3.000																					

Pittsburgh Pirates @ San Francisco Giants
AT&T Park, San Francisco, CA
Fri Jun 09 2006, 7:15 PM PDT
Att: 38,766 - Partly Cloudy - 60 F

AB 32
R 2
H 7
RBI 2
BB 2
SO 4
LOB 9



Batter	1	2	3	4	5	6	7	8	9	AB	R	H	RBI	BB	SO	LOB	TOP			
José Bautista, R (1, 8) OBP: 0.354, SLG: 0.488	0-3 K		1-1 P4			2-2 HR		3-2 K		4	1	1	1	0	2	0				
2 Jack Wilson, R (1, 6) OBP: 0.323, SLG: 0.419	0-1 L9		3-1 F8			1-2 P2			1-0 G6-3	4	0	0	0	0	0	0				
Sean Casey, L (1, 3) OBP: 0.391, SLG: 0.538	4-1 BB			1-1 G3		0-2 F7			0-1 BB BB	3	0	1	0	1	0	0				
Jason Bay, R (1, 7) OBP: 0.442, SLG: 0.623	2-2 F8			0-0 1B		0-0 G5-3			4-1 BB	3	0	1	0	1	0	1				
Craig Wilson, R (1, 9) OBP: 0.350, SLG: 0.492		0-1 P4		2-2 P6			2-0 P6		2-2 P6	3	0	0	0	0	0	0	1			
Roberto Hernández, R (8, 1)										0	0	0	0	0	0	0	0			
Damaso Marte, L (8, 1)										0	0	0	0	0	0	0	0			
Jeremy Burnitz, L (8, PH) OBP: 0.285, SLG: 0.420										1	0	0	0	0	0	2				
Michael González, R (9, 1)										0	0	0	0	0	0	0				
12 Freddy Sánchez, R (1, 5) OBP: 0.376, SLG: 0.487		2-3 K		3-2 F7			1-3 K		4-1 BB	1	0	0	0	0	1	0				
José Hernández, R (2, 5) OBP: 0.258, SLG: 0.298									1-2 2-3 BB	2	0	0	0	1	1	1				
Jose Castillo, R (1, 4) OBP: 0.349, SLG: 0.471		2-2 HR			4-2 45 G3-6-4 BB		2-2 F9		3-2 F8	3	1	1	1	1	0	3				
26 Ronny Paulino, R (1, 2) OBP: 0.372, SLG: 0.399		1-1 G6-3			0-0 F9			1-1 G3-1		3	0	0	0	0	0	1				
45 Ian Snell, R (1, 1) OBP: 0.053, SLG: 0.053							0-1 G3-6-4		3-1 F7	2	0	0	0	0	1	1				
13 Nate McLouth, L (8, PH) OBP: 0.295, SLG: 0.335							1-2 K			1	0	0	0	0	0	0				
Inning Stats	R: 0 E: 0 K: 1 S: 10	H: 0 LOB: 1 BB: 1 P: 16	R: 1 E: 0 K: 1 S: 13	H: 1 LOB: 0 BB: 0 P: 18	R: 0 E: 0 K: 1 S: 7	H: 0 LOB: 0 BB: 0 P: 12	R: 0 E: 0 K: 0 S: 9	H: 1 LOB: 1 BB: 0 P: 15	R: 0 E: 0 K: 0 S: 5	H: 0 LOB: 0 BB: 1 P: 9	R: 1 E: 0 K: 0 S: 10	H: 1 LOB: 0 BB: 0 P: 13	R: 0 E: 0 K: 1 S: 7	H: 0 LOB: 0 BB: 0 P: 14	R: 0 E: 0 K: 1 S: 13	H: 1 LOB: 3 BB: 2 P: 27	1B: 2 2B: 0 3B: 0 HR: 2	SF: 0 SAC: 0 DP: 1 HBP: 0	WP: 0 PB: 0 CS: 0	PA: 34
PITCHER	IP	WLS	BF	H	R	ER	SO	BB	IBB	HBP	BLK	WP	HR	S	P	ERA	WHIP			
51 Noah Lowry, L (1, 1) ERA: 3.5	8.0	L	28	3	2	2	5	2	0	0	0	0	2	68	109	2.25	0.625			
32 Kevin Correia, R (9, 1) ERA: 2.75	1.0		6	1	0	0	0	2	0	0	0	0	0	13	27	0.00	3.000			

Pittsburgh Pirates @ San Francisco Giants
 AT&T Park, San Francisco, CA
 Sat Jun 10 2006, 1:05 PM PDT
 Att: 37,302 - Cloudy - 59 F

AB	30
R	2
H	4
RBI	2
BB	4
SO	5
LOB	10



Batter	1	2	3	4	5	6	7	8	9	AB	R	H	RBI	BB	SO	LOB	BOTTOM					
2 Randy Winn, S (1, 9) OBP: 0.347, SLG: 0.436	4-2 F8 13 G3 BB	1-2 F7			0-0 L1-3			3-2 13 1B		3	0	1	0	1	0	3						
13 Omar Vizquel, S (1, 6) OBP: 0.400, SLG: 0.421	1-0 G3		0-3 K		2-2 F9			0-0 2B		4	0	1	0	0	1	1						
Steve Finley, L (1, 8) OBP: 0.324, SLG: 0.397	1-2 F8	2-1 F8	3-1 P4			1-1 G1-3		2-3 1B	1-0 G6-4-3	4	0	0	0	0	0	3						
Moises Alou, R (1, 7) OBP: 0.430, SLG: 0.657	4-2 BB		1-1 G6-3			2-1 P4			0-0 P4	3	0	0	0	1	0	0						
9 Mark Sweeney, L (1, 3) OBP: 0.288, SLG: 0.440	3-2 K			3-2 F8		1-2 K			0-1 G3	4	0	0	0	0	2	2						
Ray Durham, S (1, 4) OBP: 0.329, SLG: 0.384		4-0 1B BB		2-0 F8			1-1 G6-3		0-1 1B	3	0	1	0	1	0	0						
Pedro Feliz, R (1, 5) OBP: 0.305, SLG: 0.451		0-3 K		0-0 1B			2-1 G5-3		0-0 P4	4	0	1	0	0	1	2						
Todd Greene, R (1, 2) OBP: 0.407, SLG: 0.536		0-1 1B		0-3 K			2-2 G5-3			3	0	1	0	0	1	1						
51 Noah Lowry, R (1, 1) OBP: 0.273, SLG: 0.200		0-0 1B			2-1 1B			1-2 L6		2	0	1	0	0	0	2						
Jose Vizcaino, S (8, PH) ERA: 3.27										1	0	0	0	0	0	0						
32 Kevin Correia, R (9, 1) ERA: 2.59										0	0	0	0	0	0	0						
Inning Stats	R: 0 E: 0 K: 1 S: 15	H: 0 LOB: 2 BB: 2 P: 29	R: 0 E: 0 K: 1 S: 9	H: 1 LOB: 1 BB: 1 P: 14	R: 0 E: 0 K: 1 S: 7	H: 0 LOB: 0 BB: 0 P: 11	R: 0 E: 0 K: 1 S: 8	H: 1 LOB: 0 BB: 0 P: 13	R: 0 E: 0 K: 0 S: 10	H: 1 LOB: 0 BB: 0 P: 14	R: 0 E: 0 K: 1 S: 7	H: 0 LOB: 0 BB: 0 P: 11	R: 0 E: 0 K: 0 S: 7	H: 0 LOB: 0 BB: 0 P: 12	R: 0 E: 0 K: 0 S: 8	H: 2 LOB: 1 BB: 0 P: 13	R: 0 E: 0 K: 0 S: 6	H: 1 LOB: 1 BB: 0 P: 6	1B: 5 2B: 2 3B: 0 HR: 0	SF: 0 SAC: 0 DP: 2 HBP: 0	WP: 0 PB: 0 CS: 0	PA: 34
PITCHER	IP	WLS	BF	H	R	ER	SO	BB	IBB	HBP	BLK	WP	HR	S	P	ERA	WHIP					
45 Ian Snell, R (1, 1) ERA: 4.75	7.0	W	26	3	0	0	0	3	0	0	0	0	0	7	11	0.00	6.000					
Roberto Hernández, R (8, 1) ERA: 2.28	0.1	H	3	2	0	0	0	0	0	0	0	0	0	1	2	0.00	0.000					
Damaso Marte, L (8, 1) ERA: 3.27	0.2	H	1	0	0	0	0	0	0	0	0	0	0	6	6	0.00	1.000					
Michael González, L (9, 1) ERA: 2.59	1.0	S	4	1	0	0	0	0	0	0	0	0	0	6	6	0.00	1.000					

Pittsburgh Pirates @ San Francisco Giants
 AT&T Park, San Francisco, CA
 Sat Jun 10 2006, 1:05 PM PDT
 Att: 37,302 - Cloudy - 59 F

AB	31
R	0
H	6
RBI	0
BB	3
SO	5
LOB	14



Batter	1	2	3	4	5	6	7	8	9	AB	R	H	RBI	BB	SO	LOB	TOP		
13 Nate McLouth, L OBP: 0.298, SLG: 0.337 (1, 8)	G4-3		K			K		HR		5	2	2	1	0	2	2	Pittsburgh Pirates @ San Francisco Giants AT&T Park, San Francisco, CA Sun Jun 11 2006, 1:05 PM PDT Att: 39,850 - Overcast - 62 F		
José Bautista, R OBP: 0.356, SLG: 0.529 (8, 8)	2B		F9			K		HR		5	1	2	4	0	1	2			
Sean Casey, L OBP: 0.402, SLG: 0.548 (1, 3)	BB		G3			BB		2B		4	0	2	0	1	0	1			
Jason Bay, R OBP: 0.445, SLG: 0.619 (1, 7)	P5					BB		K		3	1	1	0	1	1	3			
Jeromy Burnitz, L OBP: 0.282, SLG: 0.416 Craig Wilson, R OBP: 0.350, SLG: 0.492 16 Salomon Torres, R (8, 1) 34 John Grabow, L (8, 1) Michael Gonzalez, R (9, 1)	K					BB		FC4-6		2	0	0	0	0	1	3			
12 Freddy Sanchez, R OBP: 0.376, SLG: 0.483 (8, 5)	P5					F9		BB		4	1	1	0	1	0	4			
José Castillo, R OBP: 0.346, SLG: 0.465 (1, 4)	P3					F8		HR		5	1	1	0	0	0	2			
26 Ronny Paulino, R OBP: 0.373, SLG: 0.395 (1, 2)	K					F9		HR		4	1	1	0	1	1	0			
28 Paul Maholm, L OBP: 0.120, SLG: 0.083 55 Matt Capps, R (7, 1) José Hernández, R OBP: 0.250, SLG: 0.288 (8, 6)	BB					F7		K		2	0	1	0	1	0	2			
						1B		F9		2	0	0	0	0	1	3			
Inning Stats	R: 0 E: 0 K: 1 S: 9	H: 1 LOB: 2 BB: 1 P: 18	R: 0 E: 0 K: 1 S: 9	H: 0 LOB: 0 BB: 0 P: 13	R: 0 E: 0 K: 1 S: 13	H: 0 LOB: 1 BB: 1 P: 20	R: 1 E: 1 K: 0 S: 10	H: 1 LOB: 2 BB: 2 P: 22	R: 1 E: 0 K: 1 S: 17	H: 2 LOB: 1 BB: 0 P: 10	R: 0 E: 0 K: 1 S: 10	H: 0 LOB: 1 BB: 0 P: 18	R: 5 E: 0 K: 2 S: 24	H: 7 LOB: 2 BB: 0 P: 36	R: 0 E: 0 K: 0 S: 5	H: 0 LOB: 0 BB: 0 P: 9	1B: 9 2B: 2 3B: 0 HR: 1	SF: 1 SAC: 0 DP: 1 HBP: 1	WP: 1 PA: 45 PB: 0 CS: 0 SB: 0
PITCHER	IP WLS BF H R ER SO BB IBB HBP BLK WP HR S P ERA WHIP	IP WLS BF H R ER SO BB IBB HBP BLK WP HR S P ERA WHIP	IP WLS BF H R ER SO BB IBB HBP BLK WP HR S P ERA WHIP	IP WLS BF H R ER SO BB IBB HBP BLK WP HR S P ERA WHIP	IP WLS BF H R ER SO BB IBB HBP BLK WP HR S P ERA WHIP	IP WLS BF H R ER SO BB IBB HBP BLK WP HR S P ERA WHIP	IP WLS BF H R ER SO BB IBB HBP BLK WP HR S P ERA WHIP	IP WLS BF H R ER SO BB IBB HBP BLK WP HR S P ERA WHIP	IP WLS BF H R ER SO BB IBB HBP BLK WP HR S P ERA WHIP	IP WLS BF H R ER SO BB IBB HBP BLK WP HR S P ERA WHIP	IP WLS BF H R ER SO BB IBB HBP BLK WP HR S P ERA WHIP	IP WLS BF H R ER SO BB IBB HBP BLK WP HR S P ERA WHIP	IP WLS BF H R ER SO BB IBB HBP BLK WP HR S P ERA WHIP	IP WLS BF H R ER SO BB IBB HBP BLK WP HR S P ERA WHIP	IP WLS BF H R ER SO BB IBB HBP BLK WP HR S P ERA WHIP	IP WLS BF H R ER SO BB IBB HBP BLK WP HR S P ERA WHIP	IP WLS BF H R ER SO BB IBB HBP BLK WP HR S P ERA WHIP		

Batter	1	2	3	4	5	6	7	8	9	AB	R	H	RBI	BB	SO	LOB	BOTTOM				
2 Randy Winn, S OBP: 0.344, SLG: 0.435 (1, 8)	F7		F8			F7		G6-3		5	0	1	1	0	0	1	Pittsburgh Pirates @ San Francisco Giants AT&T Park, San Francisco, CA Sun Jun 11 2006, 1:05 PM PDT Att: 39,850 - Overcast - 62 F				
13 Omar Vizquel, S OBP: 0.408, SLG: 0.422 (1, 6)	1B		K2-3			BB		BB		2	0	1	0	3	1	0					
Lance Macken, R ERA: 4.56 9 Mark Swartz, L ERA: 3.71 Jeremy Accardo, R ERA: 8.1 41 Brad Hennessey, R ERA: 2.63 Steve Kline, L ERA: 2.33	K		K			E4		K		2	0	0	0	0	2	1					
Moises Alou, R OBP: 0.420, SLG: 0.663 (1, 7)	K					L5		P6		5	1	1	1	0	1	3					
Ray Durham, S OBP: 0.337, SLG: 0.419 (1, 4)	HR					HBP		L8		4	2	2	1	1	0	0					
Pedro Feliz, R OBP: 0.311, SLG: 0.452 (1, 5)	BB					HBP		F8		4	1	2	1	1	1	0					
Jason Ellison, R OBP: 0.326, SLG: 0.368 (1, 9)	FC4-6					SH1-3		1B		2	0	0	0	0	0	1					
50 Eliezer Alfonzo, R OBP: 0.320, SLG: 0.522 (1, 2)	BB					SH1-3		F7		4	0	1	0	0	0	4					
Jason Schmidt, R OBP: 0.065, SLG: 0.097 Jose Vizcaino, S OBP: 0.344, SLG: 0.309 (7, 3)	K					G5-4-3		F8		2	0	0	0	0	2	2					
						K		E6		2	1	2	0	0	0	0					
Inning Stats	R: 0 E: 0 K: 2 S: 10	H: 1 LOB: 1 BB: 0 P: 15	R: 1 E: 0 K: 1 S: 9	H: 2 LOB: 1 BB: 1 P: 15	R: 0 E: 0 K: 2 S: 8	H: 0 LOB: 0 BB: 0 P: 13	R: 0 E: 0 K: 0 S: 5	H: 1 LOB: 2 BB: 1 P: 12	R: 0 E: 1 K: 1 S: 7	H: 0 LOB: 2 BB: 1 P: 15	R: 3 E: 1 K: 1 S: 18	H: 4 LOB: 2 BB: 1 P: 27	R: 1 E: 0 K: 0 S: 6	H: 1 LOB: 0 BB: 0 P: 10	R: 0 E: 0 K: 0 S: 10	H: 1 LOB: 2 BB: 1 P: 18	R: 0 E: 0 K: 1 S: 7	H: 0 LOB: 0 BB: 0 P: 9	1B: 6 2B: 1 3B: 1 HR: 2	SF: 0 SAC: 1 DP: 1 HBP: 1	WP: 0 PA: 42 PB: 0 CS: 0 SB: 0
PITCHER	IP WLS BF H R ER SO BB IBB HBP BLK WP HR S P ERA WHIP	IP WLS BF H R ER SO BB IBB HBP BLK WP HR S P ERA WHIP	IP WLS BF H R ER SO BB IBB HBP BLK WP HR S P ERA WHIP	IP WLS BF H R ER SO BB IBB HBP BLK WP HR S P ERA WHIP	IP WLS BF H R ER SO BB IBB HBP BLK WP HR S P ERA WHIP	IP WLS BF H R ER SO BB IBB HBP BLK WP HR S P ERA WHIP	IP WLS BF H R ER SO BB IBB HBP BLK WP HR S P ERA WHIP	IP WLS BF H R ER SO BB IBB HBP BLK WP HR S P ERA WHIP	IP WLS BF H R ER SO BB IBB HBP BLK WP HR S P ERA WHIP	IP WLS BF H R ER SO BB IBB HBP BLK WP HR S P ERA WHIP	IP WLS BF H R ER SO BB IBB HBP BLK WP HR S P ERA WHIP	IP WLS BF H R ER SO BB IBB HBP BLK WP HR S P ERA WHIP	IP WLS BF H R ER SO BB IBB HBP BLK WP HR S P ERA WHIP	IP WLS BF H R ER SO BB IBB HBP BLK WP HR S P ERA WHIP	IP WLS BF H R ER SO BB IBB HBP BLK WP HR S P ERA WHIP	IP WLS BF H R ER SO BB IBB HBP BLK WP HR S P ERA WHIP	IP WLS BF H R ER SO BB IBB HBP BLK WP HR S P ERA WHIP				



Batter	1	2	3	4	5	6	7	8	9	AB	R	H	RBI	BB	SO	LOB	TOP										
22 David Eckstein, R (1.6) OBP: 0.387, SLG: 0.383	L8		G6-3		G5-3		G5-3			4	0	0	0	0	0	0											
So Taguchi, R (1.7) OBP: 0.337, SLG: 0.355	G4-3			F8	27 2B			G5-3		3	1	0	0	1	0	0											
27 Scott Rolen, R (1.5) OBP: 0.427, SLG: 0.574	1B			43 1B	2B			43 1B		4	1	4	1	0	0	0											
43 Juan Encarnacion, R (1.9) OBP: 0.290, SLG: 0.442	K			4 1B	15 1B			G4-6-3		4	0	2	1	0	1	2											
15 Jim Edmonds, L (1.8) OBP: 0.347, SLG: 0.404		F8		4 1B	1B				K	4	0	1	0	0	1	1											
4 Yadier Molina, R (1.2) OBP: 0.271, SLG: 0.301	P6			1-2	1B				G5-3	4	0	1	0	0	0	1											
16 Chris Duncan, L (1.3) OBP: 0.250, SLG: 0.542	G3			1-2	2-3				G6-3	3	0	0	0	0	1	4											
26 Scott Spiezio, S (8.3) OBP: 0.383, SLG: 0.480				K						1	0	0	0	0	0	0											
7 Hector Luna, R (1.4) OBP: 0.340, SLG: 0.436			F9	L7						3	0	0	0	0	1	3											
29 Chris Carpenter, R (1.1) OBP: 0.043, SLG: 0.043							F7			3	0	0	0	0	1	0											
41 Braden Looper, R (8.1) OBP: 0.500, SLG: 1.000										0	0	0	0	0	0	0											
34 Randy Flores, L (8.1) OBP: 0.383, SLG: 0.480										0	0	0	0	0	0	0											
44 Jason Isringhausen, R (9.1) OBP: 0.383, SLG: 0.480										0	0	0	0	0	0	0											
Inning Stats	R: 0 H: 1 E: 0 K: 1 S: 10	L: 1 BB: 0 P: 15	R: 0 H: 0 E: 0 K: 0 S: 7	LOB: 0 BB: 0 P: 12	R: 0 H: 0 E: 0 K: 1 S: 12	LOB: 0 BB: 0 P: 16	R: 1 H: 4 E: 0 K: 1 S: 16	LOB: 3 BB: 1 P: 24	R: 1 H: 1 E: 0 K: 0 S: 9	LOB: 1 BB: 0 P: 14	R: 0 H: 0 E: 0 K: 0 S: 12	LOB: 0 BB: 0 P: 15	R: 0 H: 0 E: 0 K: 1 S: 11	LOB: 0 BB: 0 P: 14	R: 0 H: 1 E: 0 K: 1 S: 7	LOB: 0 BB: 0 P: 11	R: 0 H: 0 E: 0 K: 1 S: 6	LOB: 0 BB: 0 P: 10	1B: 6 2B: 2 HR: 0	SF: 0 SAC: 0 DP: 1 HBP: 0	WP: 0 PB: 0 SB: 0 CS: 0	PA: 34					
PITCHER	IP	WLS	BF	H	R	ER	SO	BB	IBB	HBP	BLK	WP	HR	S	P	ERA	WHIP										
Oliver Pérez, L (1.1) ERA: 6.68	7.0	L	28	7	2	2	4	1	0	0	0	0	0	77	110	2.57	1.143										
55 Matt Capps, R (8.1) ERA: 4.35	1.0		3	1	0	0	0	0	0	0	0	0	0	7	11	0.00	1.000										
34 John Grabow, L (9.1) ERA: 4.56	1.0		3	0	0	0	1	0	0	0	0	0	0	6	10	0.00	0.000										

St. Louis Cardinals @ Pittsburgh Pirates
PNC Park, Pittsburgh, PA
Tue Jun 13 2006, 7:05 PM EDT
Att: 24,443 - Cloudy - 75 F

livebaseballscores.com

AB 33
R 2
H 8
RBI 2
BB 1
SO 5
LOB 11



Batter	1	2	3	4	5	6	7	8	9	AB	R	H	RBI	BB	SO	LOB	BOTTOM										
José Bautista, R (1.8) OBP: 0.352, SLG: 0.511	K		K					G1-3		3	0	0	0	1	2	0											
2 Jack Wilson, R (1.6) OBP: 0.318, SLG: 0.411	G6-3		G3		L9			K		4	0	0	0	0	1	1											
Sean Casey, L (1.3) OBP: 0.406, SLG: 0.552	BB		2B		L8			F7		3	0	1	0	1	0	1											
Jason Bay, R (1.7) OBP: 0.439, SLG: 0.608	K		F8				K		K	4	0	0	0	0	3	2											
Joe Randa, R (1.5) OBP: 0.247, SLG: 0.309		K		L4			K		12 2B	4	1	1	0	0	2	0											
12 Freddy Sanchez, R (1.4) OBP: 0.378, SLG: 0.488		1B		K			F9		26 WP	4	0	2	0	0	1	0											
Craig Wilson, R (1.9) OBP: 0.353, SLG: 0.492		1B							SF8	2	0	1	1	1	1	0											
26 Ronny Paulino, R (1.2) OBP: 0.364, SLG: 0.384		K		K			K		K	4	0	0	0	0	4	4											
Oliver Pérez, L (1.1) OBP: 0.130, SLG: 0.130										2	0	0	0	0	1	2											
13 Nate McLouth, L (7, PH) OBP: 0.297, SLG: 0.335	G4-3									1	0	0	0	0	1	0											
55 Matt Capps, R (8.1) ERA: 3.42										0	0	0	0	0	0	0											
34 John Grabow, L (9.1) ERA: 3.76										0	0	0	0	0	0	0											
Inning Stats	R: 0 H: 0 E: 0 K: 2 S: 12	H: 2 LOB: 2 BB: 0 P: 14	R: 0 H: 1 E: 0 K: 1 S: 10	LOB: 1 BB: 0 P: 14	R: 0 H: 0 E: 0 K: 2 S: 9	LOB: 1 BB: 1 P: 17	R: 0 H: 0 E: 0 K: 1 S: 10	LOB: 0 BB: 0 P: 18	R: 0 H: 0 E: 0 K: 3 S: 11	LOB: 0 BB: 0 P: 16	R: 0 H: 0 E: 0 K: 1 S: 9	LOB: 0 BB: 0 P: 13	R: 1 H: 2 E: 0 K: 2 S: 12	LOB: 1 BB: 0 P: 16	1B: 3 2B: 2 HR: 0	SF: 1 SAC: 0 DP: 0 HBP: 0	WP: 1 PB: 0 SB: 0 CS: 0	PA: 35									
PITCHER	IP	WLS	BF	H	R	ER	SO	BB	IBB	HBP	BLK	WP	HR	S	P	ERA	WHIP										
29 Chris Carpenter, R (1.1) ERA: 2.57	7.0	W	27	3	0	0	13	3	0	0	0	0	0	6	9	0.00	0.857										
41 Braden Looper, R (8.1) ERA: 3.42	0.2	H	2	0	0	0	1	0	0	0	0	0	0	3	4	0.00	0.000										
34 Randy Flores, L (8.1) ERA: 3.48	0.1	H	1	0	0	0	0	0	0	0	0	0	0	3	4	0.00	0.000										
44 Jason Isringhausen, R (9.1) ERA: 3.76	1.0	S	5	2	1	1	2	0	0	0	0	1	0	12	16	9.00	2.000										

St. Louis Cardinals @ Pittsburgh Pirates
PNC Park, Pittsburgh, PA
Tue Jun 13 2006, 7:05 PM EDT
Att: 24,443 - Cloudy - 75 F

livebaseballscores.com

AB 31
R 1
H 5
RBI 1
BB 3
SO 16
LOB 10



Batter	1	2	3	4	5	6	7	8	9	AB	R	H	RBI	BB	SO	LOB	TOP																				
22 David Eckstein, R (1.6) OBP: 0.384, SLG: 0.379	G3		1B 27 1B	P2		G4-3			F8	5	1	1	0	0	0	2	St. Louis Cardinals @ Pittsburgh Pirates PNC Park, Pittsburgh, PA Wed Jun 14 2006, 7:05 PM EDT Att: 20,289 - Cloudy - 71 F																				
So Taguchi, R (1.7) OBP: 0.345, SLG: 0.355	K		1B 27 2B	F8					BB 27 HR	3	2	1	0	2	1	1																					
27 Scott Rolen, R (1.5) OBP: 0.430, SLG: 0.596	2B 43 1B		1B 43 2B 15 G4-3			G6-3			HR 1H	5	3	3	3	0	0	1																					
43 Juan Encarnacion, R (1.9) OBP: 0.296, SLG: 0.450	1B 2H		2B 15 G4-3 7 1B			1B 7 CS 15 BB			G1-3	5	1	3	2	0	1	1																					
15 Jim Edmonds, L (1.8) OBP: 0.345, SLG: 0.397	F7		2B G4-3			BB 1-2				3	0	0	1	1	1	3																					
7 Hector Luna, R (1.3) OBP: 0.352, SLG: 0.453			1B 4 SH5-3 B3-5			K 2-3			1B 4 P4-3	4	0	3	1	0	1	2																					
4 Yadier Molina, R (1.2) OBP: 0.272, SLG: 0.307	SH5-3		1B G5-3			2B G4-3			P4-3	3	0	1	0	0	0	2																					
Aaron Miles, S (1.4) OBP: 0.359, SLG: 0.325	B3-5		1B SH2-4			G4-3			G5-3	4	0	1	0	0	0	2																					
Sidney Ponson, R (1.1) 48 Brad Thompson, R (4.1) Timo Lincecum, R (6.9) Josh Hancock, R (8.1) Tyler Johnson, S (8.1) 53 John Rodriguez, L (8.9)			BB SH2-4			K 1-3			F7	0	0	0	0	0	0	0																					
Inning Stats	R: 1 E: 0 K: 1 S: 15	H: 2 LOB: 1 BB: 0 P: 20	R: 0 E: 0 K: 0 S: 6	H: 1 LOB: 0 BB: 0 P: 9	R: 4 E: 0 K: 0 S: 15	H: 5 LOB: 1 BB: 1 P: 23	R: 0 E: 0 K: 0 S: 9	H: 1 LOB: 1 BB: 0 P: 13	R: 0 E: 0 K: 1 S: 11	H: 1 LOB: 2 BB: 1 P: 20	R: 0 E: 0 K: 2 S: 12	H: 0 LOB: 1 BB: 1 P: 19	R: 0 E: 0 K: 0 S: 7	H: 1 LOB: 0 BB: 0 P: 8	R: 2 E: 0 K: 0 S: 12	H: 1 LOB: 0 BB: 1 P: 24		1B: 8 2B: 7 3B: 0 HR: 1	SF: 0 SAC: 2 DP: 3 HBP: 0	WP: 0 PB: 0 SB: 1 CS: 2	PA: 40																
PITCHER	IP	WLS	BF	H	R	ER	SO	BB	IBB	HBP	BLK	WP	HR	S	P	ERA	WHIP	PITCHER		IP	WLS	BF	H	R	ER	SO	BB	IBB	HBP	BLK	WP	HR	S	P	ERA	WHIP	
57 Zach Duke, L (1.1) ERA: 4.52	5.0	W	24	10	5	5	2	2	0	0	0	0	0	56	85	9.00	2.400	Michael Gonzalez, L (9.1) ERA: 2.45		0.1	S	1	0	0	0	0	0	0	0	0	0	0	3	3	0.00	0.000	
16 Salomon Torres, R (6.1) ERA: 4.19	1.2		7	1	0	0	2	1	0	0	0	0	0	20	31	0.00	1.200																				
Damaso Marte, L (7.1) ERA: 3.22	0.1		1	0	0	0	1	0	0	0	0	0	0	3	4	0.00	0.000																				
Roberto Hernandez, R (8.1) ERA: 2.2	1.0		3	1	0	0	0	0	0	0	0	0	0	7	8	0.00	1.000																				
55 Matt Capps, R (9.1) ERA: 4.83	0.2		4	1	2	2	0	1	0	0	0	0	1	9	21	27.00	3.000																				

AB	34
R	7
H	13
RBI	7
BB	4
SO	5
LOB	15



Batter	1	2	3	4	5	6	7	8	9	AB	R	H	RBI	BB	SO	LOB	BOTTOM																			
13 Nate McLouth, L (1.8) OBP: 0.294, SLG: 0.331	P5	G4-3		K	1B			FC4		5	0	1	0	0	1	4	St. Louis Cardinals @ Pittsburgh Pirates PNC Park, Pittsburgh, PA Wed Jun 14 2006, 7:05 PM EDT Att: 20,289 - Cloudy - 71 F																			
2 Jack Wilson, R (1.6) OBP: 0.315, SLG: 0.406	G6-3		G5-3	1B	G4-3			F8		5	0	1	1	0	0	3																				
Sean Casey, L (1.3) OBP: 0.396, SLG: 0.533	P5		K	G4-3				K		5	0	1	0	0	2	3																				
Jason Bay, R (1.7) OBP: 0.436, SLG: 0.602		HBP 12 1B	L8		G6-3	G6-4-3				4	1	1	0	0	0	1																				
Craig Wilson, R (1.9) OBP: 0.360, SLG: 0.500		26 G6-3 12 1B		12 1B						3	3	2	0	0	1	0																				
Roberto Hernandez, R (8.1) 55 Matt Capps, R (9.1) Michael Gonzalez, R (9.1)		HBP 26 G6-3 57 1B		2B 1B	HR 2B					0	0	0	0	0	0	0																				
12 Freddy Sanchez, R (1.5) OBP: 0.385, SLG: 0.490		26 G6-3 57 1B		2B 57 1B	HR BB			F7		3	3	2	1	1	0	0																				
Jose Castillo, R (1.4) OBP: 0.349, SLG: 0.484		F9		57 1B 2	2B	HR		F8		4	2	2	4	0	0	2																				
26 Ronny Paulino, R (1.2) OBP: 0.361, SLG: 0.381		G6-3		P3				F7		4	0	1	0	0	0	4																				
57 Zach Duke, L (1.1) OBP: 0.267, SLG: 0.276				2B 1B	F7					3	0	2	3	0	0	1																				
16 Salomon Torres, R (6.1) José Bautista, R (7.8)				2B 1B	F7			13 FC4 1B		0	0	0	0	0	0	0																				
Inning Stats	R: 0 E: 0 K: 0 S: 9	H: 0 LOB: 0 BB: 0 P: 12	R: 3 E: 0 K: 0 S: 12	H: 3 LOB: 1 BB: 0 P: 23	R: 0 E: 0 K: 1 S: 8	H: 0 LOB: 0 BB: 0 P: 12	R: 3 E: 0 K: 1 S: 21	H: 5 LOB: 2 BB: 0 P: 29	R: 3 E: 0 K: 0 S: 12	H: 4 LOB: 2 BB: 1 P: 20	R: 0 E: 0 K: 1 S: 7	H: 1 LOB: 0 BB: 0 P: 12	R: 0 E: 0 K: 0 S: 6	H: 0 LOB: 0 BB: 0 P: 7	R: 0 E: 0 K: 1 S: 10	H: 1 LOB: 1 BB: 0 P: 14	1B: 11 2B: 2 3B: 0 HR: 1	SF: 0 SAC: 0 DP: 1 HBP: 1	WP: 0 PB: 0 SB: 0 CS: 0	PA: 39																
PITCHER	IP	WLS	BF	H	R	ER	SO	BB	IBB	HBP	BLK	WP	HR	S	P	ERA	WHIP	PITCHER		IP	WLS	BF	H	R	ER	SO	BB	IBB	HBP	BLK	WP	HR	S	P	ERA	WHIP
Sidney Ponson, R (1.1) ERA: 4.35	3.1	L	18	7	6	6	1	0	0	0	0	0	0	1	18	28	16.20	3.600	Michael Gonzalez, L (9.1) ERA: 2.45		0.1	S	1	0	0	0	0	0	0	0	0	3	3	0.00	0.000	
48 Brad Thompson, R (4.1) ERA: 3.45	1.2		11	5	3	3	1	1	0	0	0	0	0	1	18	28	16.20	3.600																		
Josh Hancock, R (6.1) ERA: 2.92	2.0		6	1	0	0	1	0	0	0	0	0	0	13	19	0.00	0.500																			
Tyler Johnson, L (8.1) ERA: 4.09	1.0		4	1	0	0	1	0	0	0	0	0	0	10	14	0.00	1.000																			

AB	37
R	9
H	14
RBI	9
BB	1
SO	4
LOB	18




Batter	1	2	3	4	5	6	7	8	9	AB	R	H	RBI	BB	SO	LOB	TOP										
Luis Castillo, S (1.4) OBP: 0.352, SLG: 0.362	G1-3		CS	G6-3		K		G5-3	K	5	0	0	0	0	2	3											
8 Nick Punto, S (1.5) OBP: 0.383, SLG: 0.364	K			G3				7 2B	K	4	1	1	0	1	2	3											
7 Joe Mauer, L (1.2) OBP: 0.444, SLG: 0.527	G4-3			L8				5 2B		4	1	2	0	0	0	0											
5 Michael Cuddyer, R (1.9) OBP: 0.369, SLG: 0.541		G5-3			1B			33 SF7	G5-3	4	1	2	1	0	0	2											
33 Justin Morneau, L (1.3) OBP: 0.328, SLG: 0.516		F7			P6			33 SF7		3	1	1	1	0	0	1											
Torii Hunter, R (1.8) OBP: 0.336, SLG: 0.416	K				F8			20 SH5-4	1B	4	0	2	1	0	1	1											
16 Jason Kubel, L (1.7) 20 Lew Ford, R (8.7) OBP: 0.298, SLG: 0.305			G3		K			24 BB	1B	3	0	0	0	0	2	2											
Jason Bartlett, R (1.6) OBP: 0.545, SLG: 0.556						G5-3	G6-3			3	0	1	0	1	0	1											
47 Francisco Liriano, L (1.1) Terry Tiffee, S (8. PH) Juan Rincon, R (8.1) 24 Rondell White, R (9. PH) 36 Joe Nathan, R (9.1) OBP: 0.250, SLG: 0.250 OBP: 0.250, SLG: 0.200 OBP: 0.211, SLG: 0.217									L5	2	0	0	0	0	2	1											
Inning Stats	R: 0 H: 0 E: 0 K: 1 S: 9	H: 0 LOB: 0 BB: 0 P: 13	R: 0 H: 0 E: 0 K: 1 S: 11	H: 0 LOB: 0 BB: 0 P: 12	R: 0 H: 1 E: 0 K: 1 S: 11	H: 1 LOB: 0 BB: 0 P: 15	R: 0 H: 0 E: 0 K: 0 S: 6	H: 0 LOB: 0 BB: 0 P: 8	R: 0 H: 1 E: 0 K: 1 S: 11	H: 1 LOB: 1 BB: 0 P: 16	R: 0 H: 0 E: 0 K: 2 S: 9	H: 0 LOB: 0 BB: 0 P: 11	R: 3 H: 3 E: 0 K: 1 S: 21	H: 3 LOB: 1 BB: 1 P: 30	R: 0 H: 2 E: 0 K: 0 S: 12	H: 2 LOB: 0 BB: 0 P: 18	R: 1 H: 2 E: 0 K: 2 S: 14	H: 2 LOB: 3 BB: 2 P: 29	1B: 7 2B: 2 3B: 0 HR: 0	SF: 1 SH: 4 DP: 0 HBP: 0	WP: 0 PA: 39 PB: 0 SB: 0 CS: 1						
PITCHER	IP	WLS	BF	H	R	ER	SO	BB	IBB	HBP	BLK	WP	HR	S	P	ERA	WHIP										
45 Ian Snell, R (1.1) ERA: 4.71	6.1	L	24	5	3	3	6	1	0	0	0	0	0	72	96	4.26	0.947										
Damaso Marte, L (7.1) ERA: 3.13	0.2		2	0	0	0	1	0	0	0	0	0	0	6	9	0.00	0.000										
16 Salomon Torres, R (8.1) ERA: 4.09	1.0		5	2	0	0	0	0	0	0	0	0	0	12	18	0.00	2.000										
Michael Gonzalez, L (9.1) ERA: 2.6	1.0		7	2	1	1	2	1	1	0	0	0	0	14	29	9.00	3.000										

Minnesota Twins @ Pittsburgh Pirates
PNC Park, Pittsburgh, PA
Fri Jun 16 2006, 7:05 PM EDT
Att: 33,025 - Clear - 79 F

livebaseballscorecards.com

AB 33
R 4
H 9
RBI 4
BB 3
SO 9
LOB 14




Batter	1	2	3	4	5	6	7	8	9	AB	R	H	RBI	BB	SO	LOB	BOTTOM										
José Bautista, R (1.8) OBP: 0.356, SLG: 0.541	K		F8			K		K		4	0	0	0	0	3	1											
2 Jack Wilson, R (1.6) OBP: 0.324, SLG: 0.422	F8		HR			E1		K		4	1	2	2	0	1	0											
Sean Casey, L (1.3) OBP: 0.373, SLG: 0.490	K		G5-3			G4-3		F7		4	0	0	0	0	1	1											
Jason Bay, R (1.7) OBP: 0.427, SLG: 0.583		K				G5-3		F7		4	0	0	0	0	2	1											
12 Freddy Sanchez, R (1.5) OBP: 0.385, SLG: 0.493		2B				K2-3		G5-3		4	0	2	0	0	1	0											
Craig Wilson, R (1.9) OBP: 0.356, SLG: 0.487	K					K		F8		4	0	0	0	0	2	2											
Jose Castillo, R (1.4) OBP: 0.343, SLG: 0.487						K		L9		3	0	0	0	0	2	2											
26 Ronny Paulino, R (1.2) OBP: 0.360, SLG: 0.380			G6-3			G5-3				3	0	1	0	0	0	0											
45 Ian Snell, R (1.1) Damaso Marte, L (7.1) Joe Randa, R (7. PH) 16 Salomon Torres, R (8.1) Michael Gonzalez, R (9.1) OBP: 0.095, SLG: 0.050 ERA: 2.16 OBP: 0.250, SLG: 0.306						F8		K		1	1	0	0	1	0	0											
Inning Stats	R: 0 H: 0 E: 0 K: 2 S: 7	H: 1 LOB: 1 BB: 0 P: 8	R: 0 H: 1 E: 0 K: 3 S: 10	H: 1 LOB: 0 BB: 0 P: 14	R: 2 H: 1 E: 0 K: 0 S: 19	H: 1 LOB: 0 BB: 1 P: 30	R: 0 H: 0 E: 0 K: 3 S: 12	H: 0 LOB: 0 BB: 0 P: 15	R: 0 H: 1 E: 0 K: 1 S: 8	H: 0 LOB: 0 BB: 0 P: 9	R: 0 H: 1 E: 1 K: 1 S: 8	H: 1 LOB: 1 BB: 0 P: 13	R: 0 H: 2 E: 0 K: 1 S: 9	H: 2 LOB: 2 BB: 0 P: 12	R: 0 H: 0 E: 0 K: 2 S: 9	H: 0 LOB: 0 BB: 0 P: 17	R: 0 H: 0 E: 0 K: 0 S: 3	H: 0 LOB: 0 BB: 0 P: 7	1B: 3 2B: 1 3B: 0 HR: 1	SF: 0 SH: 0 DP: 0 HBP: 0	WP: 0 PA: 33 PB: 0 SB: 0 CS: 0						
PITCHER	IP	WLS	BF	H	R	ER	SO	BB	IBB	HBP	BLK	WP	HR	S	P	ERA	WHIP										
47 Francisco Liriano, L (1.1) ERA: 2.16	7.0	W	27	5	2	2	11	1	0	0	0	0	0	9	17	0.00	0.000										
Juan Rincon, R (8.1) ERA: 1.51	1.0	H	3	0	0	0	2	0	0	0	0	0	0	3	7	0.00	0.000										
36 Joe Nathan, R (9.1) ERA: 2.0	1.0	S	3	0	0	0	0	0	0	0	0	0	0	3	7	0.00	0.000										

Minnesota Twins @ Pittsburgh Pirates
PNC Park, Pittsburgh, PA
Fri Jun 16 2006, 7:05 PM EDT
Att: 33,025 - Clear - 79 F

livebaseballscorecards.com

AB 32
R 2
H 5
RBI 2
BB 1
SO 13
LOB 9




Batter	1	2	3	4	5	6	7	8	9	AB	R	H	RBI	BB	SO	LOB	TOP			
Luis Castillo, S (1.4) OBP: 0.353, SLG: 0.363	F7		G6-3			G6-3		55 1B	55 1B	5	2	2	1	0	0	1				
8 Nick Punto, S (1.5) OBP: 0.376, SLG: 0.352	K		F8					E1	55 1B	4	2	1	0	1	1	2				
55 Mike Redmond, R (1.2) OBP: 0.388, SLG: 0.455	F9					G4-3		33 2B	5 1B	5	1	2	2	0	0	1				
5 Michael Cuddyer, R (1.9) OBP: 0.371, SLG: 0.529		F8						33 2B	5 1B	4	1	1	1	0	0	0				
33 Justin Morneau, L (1.3) OBP: 0.324, SLG: 0.522	K							HBP	5 1B	5	0	1	3	0	2	2				
Torii Hunter, R (1.8) OBP: 0.340, SLG: 0.425								2B		4	1	2	1	0	0	1				
20 Lew Ford, R (1.7) OBP: 0.297, SLG: 0.304		G4-3								4	1	1	0	0	0	1				
Jason Bartlett, R (1.6) OBP: 0.450, SLG: 0.444										4	0	1	0	0	1	1				
Johan Santana, L (1.1) Terry Tiffee, S (8, PH) Juan Rincon, R (8, PH) Ruben Sierra, S (8, PH) Willie Eyre, R (9, 1)										2	0	0	0	0	2	1				
Inning Stats	R: 0 E: 0 K: 1 S: 9	H: 0 LOB: 0 BB: 0 P: 10	R: 0 E: 0 K: 1 S: 10	H: 1 LOB: 1 BB: 0 P: 15	R: 0 E: 0 K: 1 S: 8	H: 1 LOB: 1 BB: 0 P: 10	R: 0 E: 0 K: 1 S: 9	H: 0 LOB: 0 BB: 0 P: 14	R: 0 E: 0 K: 0 S: 13	H: 0 LOB: 0 BB: 1 P: 20	R: 1 E: 0 K: 0 S: 7	H: 1 LOB: 0 BB: 0 P: 9	R: 4 E: 1 K: 0 S: 18	H: 3 LOB: 1 BB: 0 P: 28	R: 3 E: 0 K: 1 S: 21	H: 5 LOB: 2 BB: 0 P: 30	1B: 9 2B: 1 3B: 0 HR: 1	SF: 0 SAC: 0 DP: 0 HBP: 1	WP: 0 PB: 0 SB: 1 CS: 0	PA: 41
PITCHER	IP	WLS	BF	H	R	ER	SO	BB	IBB	HBP	BLK	WP	HR	S	P	ERA	WHIP			
Oliver Pérez, L (1.1) ERA: 6.1	7.2	L	30	5	4	2	5	1	0	0	0	0	1	79	112	2.35	0.783			
16 Salomon Torres, R (8, 1) ERA: 4.29	0.1		3	1	1	0	0	0	0	1	0	0	0	4	7	0.00	3.000			
Ryan Vogelsong, R (9, 1) ERA: 5.75	1.0		8	5	3	3	1	0	0	0	0	0	0	21	30	27.00	5.000			

Minnesota Twins @ Pittsburgh Pirates
PNC Park, Pittsburgh, PA
Sun Jun 18 2006, 1:35 PM EDT
Att: 25,104 - Sunny - 86 F

livebaseballscores.com

AB 39
R 8
H 11
RBI 8
BB 1
SO 6
LOB 11




Batter	1	2	3	4	5	6	7	8	9	AB	R	H	RBI	BB	SO	LOB	BOTTOM					
José Bautista, R (1.8) OBP: 0.344, SLG: 0.520	L8		F7			K		K		4	0	0	0	0	2	1						
2 Jack Wilson, R (1.6) OBP: 0.318, SLG: 0.413	G5-3		P1							4	0	0	0	0	0	1						
Sean Casey, L (1.3) OBP: 0.347, SLG: 0.454	G4-3									4	0	0	0	0	0	0						
Jason Bay, R (1.7) OBP: 0.425, SLG: 0.593										4	1	2	1	0	1	0						
12 Freddy Sanchez, R (1.5) OBP: 0.387, SLG: 0.495										4	1	2	0	0	0	0						
Craig Wilson, R (1.9) OBP: 0.396, SLG: 0.485										3	0	1	1	0	2	2						
13 Nate McLouth, L (8, 9) OBP: 0.293, SLG: 0.326										0	0	0	0	0	0	0						
Jose Castillo, R (1.4) OBP: 0.339, SLG: 0.478										3	0	0	0	0	1	3						
26 Ronny Paulino, R (1.2) OBP: 0.360, SLG: 0.396										3	0	1	0	0	1	0						
Oliver Pérez, L (1.1) ERA: 2.87	7.0	W	25	5	1	1	5	1	0	0	1	1	0	65	95	1.29	0.714					
16 Salomon Torres, R (8, 1) ERA: 1.47	1.0		3	0	0	0	2	0	0	0	0	0	9	14	0.00	0.000						
Jeromy Burnitz, L (8, PH) OBP: 0.284, SLG: 0.433	1.0		4	1	1	1	0	0	0	0	0	1	11	16	9.00	1.000						
Ryan Vogelsong, R (9, 1) ERA: 5.68	1.0		4	1	1	1	0	0	0	0	0	1	11	16	9.00	1.000						
Inning Stats	R: 0 E: 0 K: 0 S: 7	H: 0 LOB: 0 BB: 0 P: 8	R: 0 E: 0 K: 2 S: 11	H: 2 LOB: 1 BB: 0 P: 16	R: 0 E: 0 K: 0 S: 13	H: 1 LOB: 1 BB: 0 P: 18	R: 1 E: 0 K: 1 S: 9	H: 2 LOB: 1 BB: 0 P: 11	R: 0 E: 0 K: 0 S: 10	H: 0 LOB: 0 BB: 0 P: 17	R: 0 E: 0 K: 0 S: 5	H: 0 LOB: 0 BB: 0 P: 9	R: 0 E: 0 K: 1 S: 10	H: 0 LOB: 0 BB: 0 P: 16	R: 0 E: 0 K: 2 S: 9	H: 0 LOB: 0 BB: 0 P: 14	R: 1 E: 0 K: 0 S: 11	H: 1 LOB: 0 BB: 0 P: 16	1B: 3 2B: 2 3B: 0 HR: 1	SF: 0 SAC: 1 DP: 0 HBP: 0	WP: 0 PB: 0 SB: 0 CS: 1	PA: 32
PITCHER	IP	WLS	BF	H	R	ER	SO	BB	IBB	HBP	BLK	WP	HR	S	P	ERA	WHIP					
Johan Santana, L (1.1) ERA: 2.87	7.0	W	25	5	1	1	5	1	0	0	1	1	0	65	95	1.29	0.714					
Juan Rincon, R (8, 1) ERA: 1.47	1.0		3	0	0	0	2	0	0	0	0	0	9	14	0.00	0.000						
Willie Eyre, R (9, 1) ERA: 5.68	1.0		4	1	1	1	0	0	0	0	0	1	11	16	9.00	1.000						

Minnesota Twins @ Pittsburgh Pirates
PNC Park, Pittsburgh, PA
Sun Jun 18 2006, 1:35 PM EDT
Att: 25,104 - Sunny - 86 F

livebaseballscores.com

AB 31
R 2
H 6
RBI 2
BB 0
SO 7
LOB 7



Batter	1	2	3	4	5	6	7	8	9	AB	R	H	RBI	BB	SO	LOB	TOP											
José Bautista, R OBP: 0.338, SLG: 0.514	1-1 FC5-4 HBP	1-0 G6-3		4-2 WP BB		1-0 P5			2-1 F8	3	0	0	0	1	0	1												
2 Jack Wilson, R OBP: 0.312, SLG: 0.414	2-2 FC5-4 12 2B SF8	1-2 G1-3		3-2 L5			1-2 P6		3-2 HR	5	2	1	1	0	0	4												
12 Freddy Sanchez, R OBP: 0.395, SLG: 0.509	1-2 SF8 WP	0-1 1B		4-2 FC5-4 BB			1-3 K		0-1 G5-3	4	1	2	1	1	1	0												
Jason Bay, R OBP: 0.418, SLG: 0.578	2-2 SF8	3-H L8		1-0 FC5-4 BB			2-3 K			3	0	0	1	0	1	4												
Joe Randa, R OBP: 0.371, SLG: 0.311	3-2 HR 1B		1-1 F8		2-1 G4-3			0-0 FC4-6 1B		4	1	2	0	0	0	0												
Craig Wilson, R OBP: 0.397, SLG: 0.495	1-0 HR		4-0 G3-6-1 BB		0-0 F9			2-0 L7		3	1	1	2	1	0	1												
Jose Castillo, R OBP: 0.335, SLG: 0.464	4-2 BB		0-0 G3-6-1		4-1 26 CS BB			1-2 FC4-6		2	0	0	0	2	0	2												
26 Ronny Paulino, R OBP: 0.369, SLG: 0.404	1-1 G4-3		2-1 WP 13 SH1-3 1B		1-1 CS		4-2 13 G3-6-1 BB		1-0 P4	3	0	1	0	1	0	2												
13 Nate McLouth, L OBP: 0.292, SLG: 0.330		0-1 G1-3 12 1B 2B		0-0 SH1-3			0-0 G3-6-1		2-3 K	3	1	1	0	0	1	1												
Inning Stats	R: 4 E: 0 K: 0 S: 21	H: 3 LOB: 1 BB: 1 P: 36	R: 1 E: 0 K: 0 S: 11	H: 2 LOB: 1 BB: 0 P: 16	R: 0 E: 0 K: 0 S: 3	H: 0 LOB: 0 BB: 1 P: 8	R: 0 E: 0 K: 0 S: 13	H: 1 LOB: 3 BB: 2 P: 27	R: 0 E: 0 K: 0 S: 5	H: 0 LOB: 0 BB: 1 P: 12	R: 0 E: 0 K: 2 S: 9	H: 0 LOB: 0 BB: 0 P: 13	R: 0 E: 0 K: 0 S: 7	H: 1 LOB: 1 BB: 0 P: 11	R: 1 E: 0 K: 1 S: 10	H: 1 LOB: 0 BB: 0 P: 17	1B: 4 2B: 2 3B: 0 HR: 2	SF: 1 SAC: 1 DP: 2 HBP: 1	WP: 2 PB: 2 SB: 0 CS: 1	PA: 40								
PITCHER	IP	WLS	BF	H	R	ER	SO	BB	IBB	HBP	BLK	WP	HR	S	P	ERA	WHIP											
Mark Redman, L ERA: 5.95	(1, 1)	5.0	W	25	6	5	5	0	5	0	1	0	2	1	53	99	9.00	2.200										
57 Joel Peralta, R ERA: 4.5	(6, 1)	2.0	H	6	0	0	0	2	1	0	0	0	0	0	14	23	0.00	0.500										
Elmer Dessens, R ERA: 4.06	(8, 1)	1.0	H	4	1	0	0	2	0	0	0	0	0	7	11	0.00	1.000											
Ambiorix Burgos, R ERA: 6.96	(9, 1)	1.0		4	1	1	1	1	0	0	0	0	0	1	10	17	9.00	1.000										
Batter	1	2	3	4	5	6	7	8	9	AB	R	H	RBI	BB	SO	LOB	BOTTOM											
9 David DeJesus, L OBP: 0.370, SLG: 0.412	4-2 G4-6-3 15 BB 16 WP BB	1-0 2H 1B		4-2 15 G4-3 BB		1-0 F7		1-0 16 SF9 BB HBP		2	1	1	2	2	0	0												
15 Mark Grudzielanek, R OBP: 0.328, SLG: 0.395	4-2 G4-6-3 BB		0-0 G6-3		0-1 G4-3		1-2 G4-3		1-0 SF8	3	0	0	1	1	0	3												
Doug Mientkiewicz, L OBP: 0.344, SLG: 0.371	3-1 G4-6-3		0-2 G3		0-2 E4 1B 16 BB FC1-2		3-3 K		4-1 BB BB	4	0	0	0	1	1	2												
16 Reggie Sanders, R OBP: 0.300, SLG: 0.469	1-3 K		1-0 G5-3		4-0 FC1-2 24 1B BB		2-1 K		1-0 SF9	3	1	1	1	1	1	0												
Matt Stairs, L OBP: 0.338, SLG: 0.452		3-2 G4-3		4-2 FC6-4 BB		2-2 FC1-2 24 1B 1B		1-1 F7		3	1	1	0	2	0	1												
Emil Brown, R OBP: 0.335, SLG: 0.403		3-3 K		3-1 FC6-4 4 1B		0-2 FC1-2 24 1B		4-1 K		4	1	0	0	1	2	7												
24 Mark Teahen, L OBP: 0.286, SLG: 0.389		4-2 4 1B 14 2B BB		0-2 4 1B 9 BB		1-1 E9 4 G5-4-3 1B		1-3 K		3	2	2	1	1	1	2												
4 Angel Berroa, R OBP: 0.273, SLG: 0.357		1-2 14 2B 1B		3-2 9 BB 14 PB 1B		0-0 G5-4-3				4	2	3	1	0	0	2												
14 John Buck, R OBP: 0.286, SLG: 0.374		0-0 9 1B 2B		4-0 9 BB 1B		0-2 G4-3		4-1 14 E 15 SF8 1B		2	2	1	2	2	0	0												
Inning Stats	R: 1 E: 0 K: 1 S: 10	H: 0 LOB: 0 BB: 2 P: 22	R: 3 E: 0 K: 1 S: 13	H: 3 LOB: 1 BB: 1 P: 25	R: 0 E: 0 K: 0 S: 8	H: 0 LOB: 0 BB: 0 P: 9	R: 2 E: 0 K: 0 S: 15	H: 2 LOB: 3 BB: 3 P: 33	R: 2 E: 0 K: 0 S: 13	H: 2 LOB: 1 BB: 1 P: 20	R: 0 E: 0 K: 0 S: 7	H: 0 LOB: 0 BB: 0 P: 9	R: 0 E: 0 K: 2 S: 11	H: 1 LOB: 2 BB: 1 P: 22	R: 2 E: 0 K: 1 S: 12	H: 1 LOB: 3 BB: 3 P: 28	1B: 8 2B: 1 3B: 0 HR: 0	SF: 2 SAC: 0 DP: 3 HBP: 1	WP: 1 PB: 1 SB: 2 CS: 0	PA: 42								
PITCHER	IP	WLS	BF	H	R	ER	SO	BB	IBB	HBP	BLK	WP	HR	S	P	ERA	WHIP											
Kip Wells, R ERA: 16.2	(1, 1)	3.1	L	18	5	6	6	2	5	0	0	0	0	0	11	21	13.50	4.500										
34 John Grabow, L ERA: 4.44	(4, 1)	0.2		5	1	2	1	0	2	0	0	0	0	0	11	21	13.50	4.500										
55 Matt Capps, R ERA: 4.29	(5, 1)	2.0		6	1	0	0	0	0	0	0	0	0	14	17	0.00	0.500											
Damaso Marte, L ERA: 3.2	(7, 1)	1.0		5	1	0	0	2	0	1	0	0	0	11	22	0.00	1.000											
Ryan Vogelsong, R ERA: 6.08	(8, 1)	1.0		8	1	2	2	1	3	0	1	0	0	0	12	28	18.00	4.000										
<div style="display: flex; justify-content: space-between;"> <div style="width: 45%;"> <p>Pittsburgh Pirates @ Kansas City Royals Kauffman Stadium, Kansas City, MO</p> <p>Tue Jun 20 2006, 7:10 PM CDT Att: 15,906 - Clear - 88 F</p> </div> <div style="width: 45%; text-align: right;"> <p>Pittsburgh Pirates @ Kansas City Royals Kauffman Stadium, Kansas City, MO</p> <p>Tue Jun 20 2006, 7:10 PM CDT Att: 15,906 - Clear - 88 F</p> </div> </div>																												
<div style="display: flex; justify-content: space-between;"> <div style="width: 45%;"> <p>AB 30 R 6 H 8 RBI 5 BB 6 SO 3 LOB 15</p> </div> <div style="width: 45%; text-align: right;"> <p>WP 2 PB 2 SB 0 CS 1</p> </div> </div>																												
<div style="display: flex; justify-content: space-between;"> <div style="width: 45%;"> <p>AB 28 R 10 H 9 RBI 8 BB 11 SO 5 LOB 17</p> </div> <div style="width: 45%; text-align: right;"> <p>WP 1 PB 1 SB 2 CS 0</p> </div> </div>																												
<div style="display: flex; justify-content: space-between;"> <div style="width: 45%;"> <p>Pittsburgh Pirates @ Kansas City Royals Kauffman Stadium, Kansas City, MO</p> <p>Tue Jun 20 2006, 7:10 PM CDT Att: 15,906 - Clear - 88 F</p> </div> <div style="width: 45%; text-align: right;"> <p>Pittsburgh Pirates @ Kansas City Royals Kauffman Stadium, Kansas City, MO</p> <p>Tue Jun 20 2006, 7:10 PM CDT Att: 15,906 - Clear - 88 F</p> </div> </div>																												

Batter	1	2	3	4	5	6	7	8	9	AB	R	H	RBI	BB	SO	LOB	TOP										
José Bautista, R OBP: 0.348, SLG: 0.522 (1, 8)										4	1	2	0	1	0	1	Pittsburgh Pirates @ Kansas City Royals Kauffman Stadium, Kansas City, MO Wed Jun 21 2006, 7:10 PM CDT Att: 15,501 - Partly Cloudy - 90 F livebaseballscorecards.com										
2 Jack Wilson, R OBP: 0.317, SLG: 0.416 (1, 6)										4	0	2	0	1	1	2											
Sean Casey, L OBP: 0.364, SLG: 0.452 (1, 3)										3	0	0	1	0	1	3											
Jason Bay, R OBP: 0.415, SLG: 0.569 (1, 7)										4	0	0	0	1	0	7											
Jeremy Burnitz, L OBP: 0.281, SLG: 0.438 (7, PH) Craig Wilson, R OBP: 0.355, SLG: 0.492 (7, 9)										3	0	0	0	0	0	1											
12 Freddy Sanchez, R OBP: 0.393, SLG: 0.509 (1, 5)										4	1	1	0	0	1	1											
Joe Randa, R OBP: 0.270, SLG: 0.301 (1, 10)										3	1	0	0	1	0	1											
Jose Castillo, R OBP: 0.337, SLG: 0.469 (1, 4)										4	1	2	1	0	0	1											
26 Ronny Paulino, R OBP: 0.366, SLG: 0.400 (1, 2)										4	0	1	2	0	1	1											
Inning Stats	R: 1 E: 1 K: 0 S: 12	H: 2 LOB: 1 BB: 0 P: 21	R: 2 E: 1 K: 0 S: 14	H: 2 LOB: 3 BB: 1 P: 22	R: 0 E: 0 K: 0 S: 8	H: 0 LOB: 1 BB: 0 P: 14	R: 0 E: 0 K: 0 S: 6	H: 0 LOB: 0 BB: 0 P: 9	R: 0 E: 0 K: 1 S: 5	H: 0 LOB: 0 BB: 0 P: 7	R: 0 E: 0 K: 2 S: 14	H: 3 LOB: 2 BB: 0 P: 20	R: 0 E: 0 K: 1 S: 7	H: 0 LOB: 0 BB: 0 P: 12	R: 0 E: 0 K: 1 S: 10	H: 1 LOB: 1 BB: 1 P: 19		1B: 5 2B: 3 3B: 0 HR: 0	SF: 0 SAC: 0 DP: 2 HBP: 2	WP: 0 PB: 0 SB: 0 CS: 0	PA: 40						
PITCHER	IP	WLS	BF	H	R	ER	SO	BB	IBB	HBP	BLK	WP	HR	S	P	ERA	WHIP										
Mike Wood, R ERA: 4.53 (1, 1)	5.2		28	7	4	2	1	2	0	2	0	0	0	55	88	3.18	1.588										
Jeremy Affeldt, L ERA: 7.46 (6, 1)	0.2	B	3	0	0	0	1	1	0	0	0	0	0	6	11	0.00	1.500										
Elmer Dessens, R ERA: 3.89 (7, 1)	1.2	W	5	0	0	0	1	0	0	0	0	0	0	13	19	0.00	0.000										
Ambiorix Burgos, R ERA: 6.75 (9, 1)	1.0	S	4	1	0	0	1	1	0	0	0	0	0	10	19	0.00	2.000										

Batter	1	2	3	4	5	6	7	8	9	AB	R	H	RBI	BB	SO	LOB	BOTTOM										
9 David DeJesus, L OBP: 0.361, SLG: 0.400 (1, 7)										3	0	0	0	0	0	1	Pittsburgh Pirates @ Kansas City Royals Kauffman Stadium, Kansas City, MO Wed Jun 21 2006, 7:10 PM CDT Att: 15,501 - Partly Cloudy - 90 F livebaseballscorecards.com										
15 Mark Grudzielanek, R OBP: 0.331, SLG: 0.397 (1, 4)										4	1	2	1	0	1	1											
Doug Mientkiewicz, L OBP: 0.346, SLG: 0.375 (1, 3)										3	1	1	0	1	1	2											
Emil Brown, R OBP: 0.337, SLG: 0.409 (1, 9)										4	2	2	1	0	0	2											
Matt Stairs, L OBP: 0.335, SLG: 0.446 (1, 10)										4	0	1	1	0	1	2											
24 Mark Teahen, L OBP: 0.299, SLG: 0.418 (1, 5)										3	1	2	2	1	1	2											
4 Angel Berroa, R OBP: 0.273, SLG: 0.355 (1, 6)										4	0	1	1	0	1	2											
Paul Bako, L OBP: 0.280, SLG: 0.269 (1, 2)										4	0	0	0	0	1	3											
2 Joey Gathright, L OBP: 0.311, SLG: 0.248 (1, 8)										3	1	2	0	0	0	0											
Inning Stats	R: 0 E: 0 K: 0 S: 8	H: 1 LOB: 1 BB: 0 P: 12	R: 0 E: 0 K: 1 S: 6	H: 1 LOB: 0 BB: 0 P: 11	R: 0 E: 0 K: 0 S: 8	H: 0 LOB: 0 BB: 0 P: 12	R: 0 E: 0 K: 1 S: 7	H: 1 LOB: 1 BB: 0 P: 12	R: 0 E: 0 K: 2 S: 9	H: 0 LOB: 0 BB: 0 P: 12	R: 0 E: 0 K: 1 S: 12	H: 1 LOB: 1 BB: 0 P: 16	R: 2 E: 0 K: 1 S: 12	H: 2 LOB: 0 BB: 0 P: 16	R: 0 E: 0 K: 1 S: 10	H: 0 LOB: 0 BB: 0 P: 19		1B: 8 2B: 2 3B: 0 HR: 1	SF: 0 SAC: 1 DP: 1 HBP: 0	WP: 0 PB: 0 SB: 0 CS: 0	PA: 36						
PITCHER	IP	WLS	BF	H	R	ER	SO	BB	IBB	HBP	BLK	WP	HR	S	P	ERA	WHIP										
45 Ian Snell, R ERA: 4.84 (1, 1)	5.1		23	7	4	4	2	2	0	0	0	0	0	8	14	0.00	1.688										
55 Matt Capps, R ERA: 4.21 (6, 1)	0.2	B	3	1	0	0	1	0	0	0	0	0	0	8	14	0.00	1.500										
Damaso Marte, L ERA: 3.08 (7, 1)	1.0		4	1	0	0	2	0	0	0	0	0	0	9	12	0.00	1.000										
16 Salomon Torres, R ERA: 4.6 (8, 1)	1.0	L	5	2	2	2	1	0	0	0	0	0	1	12	16	18.00	2.000										

Batter	1	2	3	4	5	6	7	8	9	AB	R	H	RBI	BB	SO	LOB	TOP										
José Bautista, R OBP: 0.350, SLG: 0.521										4	0	1	0	1	1	2											
2 Jack Wilson, R OBP: 0.313, SLG: 0.409										4	0	0	0	0	2	2											
Sean Casey, L OBP: 0.366, SLG: 0.454										4	1	1	0	1	1	1											
Jason Bay, R OBP: 0.415, SLG: 0.570										5	1	2	1	0	1	2											
12 Freddy Sanchez, R OBP: 0.391, SLG: 0.504										4	0	1	1	0	0	1											
Craig Wilson, R OBP: 0.353, SLG: 0.485										3	2	0	0	1	1	2											
Joe Randa, R OBP: 0.269, SLG: 0.309										4	1	1	1	0	0	2											
Jose Castillo, R OBP: 0.343, SLG: 0.473										2	2	1	1	2	0	1											
11 Humberto Cota, R OBP: 0.271, SLG: 0.231										4	0	1	1	0	0	2											
Inning Stats	R: 0 E: 0 K: 2 S: 10	H: 1 LOB: 1 BB: 0 P: 15	R: 2 E: 1 K: 1 S: 16	H: 2 LOB: 1 BB: 0 P: 23	R: 0 E: 0 K: 1 S: 8	H: 0 LOB: 1 BB: 1 P: 17	R: 0 E: 0 K: 0 S: 7	H: 0 LOB: 1 BB: 1 P: 13	R: 0 E: 0 K: 0 S: 8	H: 0 LOB: 0 BB: 0 P: 11	R: 3 E: 1 K: 1 S: 13	H: 3 LOB: 2 BB: 2 P: 28	R: 2 E: 0 K: 1 S: 12	H: 2 LOB: 0 BB: 0 P: 19	R: 0 E: 0 K: 0 S: 5	H: 0 LOB: 0 BB: 1 P: 11	R: 0 E: 0 K: 0 S: 6	H: 0 LOB: 0 BB: 0 P: 10	1B: 3 2B: 5 3B: 0 HR: 0	SF: 0 SAC: 1 DP: 2 HBP: 0	WP: 2 PB: 2 SB: 0 CS: 0	PA: 40					
PITCHER	IP	WLS	BF	H	R	ER	SO	BB	IBB	HBP	BLK	WP	HR	S	P	ERA	WHIP										
37 Scott Elarton, R ERA: 4.87	5.2	W	25	6	4	1	4	2	0	0	0	0	0	55	87	1.59	1.412										
Todd Wellemeyer, R ERA: 5.04	0.0		3	0	1	0	0	2	0	0	0	1	0	4	15	∞	∞										
57 Joel Peralta, R ERA: 4.86	1.1	H	6	2	2	2	2	0	0	0	0	1	0	15	24	13.50	1.500										
41 Jimmy Gobble, L ERA: 3.99	2.0		6	0	0	0	0	1	0	0	0	0	0	11	21	0.00	0.500										

Pittsburgh Pirates @ Kansas City Royals
Kauffman Stadium, Kansas City, MO

AB 34
R 7
H 8
RBI 5
BB 5
SO 6
LOB 15



WP: 2 PA: 40
PB: 2
SB: 0
CS: 0

Pittsburgh Pirates @ Kansas City Royals
Kauffman Stadium, Kansas City, MO

AB 36
R 15
H 13
RBI 12
BB 7
SO 7
LOB 19



WP: 0 PA: 48
PB: 1
SB: 0
CS: 0

Batter	1	2	3	4	5	6	7	8	9	AB	R	H	RBI	BB	SO	LOB	BOTTOM										
Esteban German, R OBP: 0.421, SLG: 0.385										4	1	3	2	1	0	0											
15 Mark Grudzielanek, R OBP: 0.331, SLG: 0.363										5	2	1	2	1	0	5											
16 Reggie Sanders, R OBP: 0.306, SLG: 0.465										4	4	1	0	2	1	3											
Emil Brown, R OBP: 0.338, SLG: 0.417										5	1	2	3	0	0	3											
Tony Graffanino, R OBP: 0.301, SLG: 0.364										4	1	3	3	0	1	0											
Doug Mientkiewicz, L OBP: 0.345, SLG: 0.373										1	0	0	0	0	1	0											
24 Mark Teahen, L OBP: 0.295, SLG: 0.410										5	0	1	1	0	1	3											
4 Angel Berroa, R OBP: 0.272, SLG: 0.350										4	1	0	0	1	2	3											
14 John Buck, R OBP: 0.306, SLG: 0.401										2	3	2	1	1	0	0											
2 Joey Gathright, L OBP: 0.315, SLG: 0.245										2	2	0	0	1	1	2											
Inning Stats	R: 2 E: 0 K: 0 S: 9	H: 1 LOB: 2 BB: 2 P: 21	R: 1 E: 0 K: 0 S: 7	H: 2 LOB: 0 BB: 0 P: 12	R: 0 E: 0 K: 1 S: 5	H: 0 LOB: 0 BB: 0 P: 6	R: 2 E: 0 K: 0 S: 15	H: 1 LOB: 2 BB: 2 P: 28	R: 2 E: 0 K: 2 S: 19	H: 2 LOB: 2 BB: 1 P: 35	R: 2 E: 0 K: 1 S: 18	H: 4 LOB: 2 BB: 0 P: 26	R: 4 E: 2 K: 1 S: 13	H: 2 LOB: 0 BB: 1 P: 26	R: 2 E: 0 K: 2 S: 15	H: 1 LOB: 2 BB: 1 P: 32	1B: 9 2B: 2 3B: 1 HR: 1	SF: 0 SAC: 2 DP: 0 HBP: 3	WP: 0 PB: 1 SB: 0 CS: 0	PA: 48							
PITCHER	IP	WLS	BF	H	R	ER	SO	BB	IBB	HBP	BLK	WP	HR	S	P	ERA	WHIP										
28 Paul Maholm, L ERA: 4.9	4.1	L	24	6	7	6	1	5	0	0	0	0	0	47	87	12.46	2.538										
Ryan Vogelsong, R ERA: 6.39	1.0		8	4	2	2	2	0	0	1	0	0	0	21	35	18.00	4.000										
34 John Grabow, L ERA: 4.33	0.2		2	0	0	0	1	0	0	0	0	0	0	5	6	0.00	0.000										
Roberto Hernandez, R ERA: 2.2	1.0		7	2	4	0	1	1	0	0	0	0	0	13	26	0.00	3.000										
Michael Gonzalez, L ERA: 3.14	1.0		7	1	2	2	2	1	0	2	0	0	0	15	32	18.00	2.000										

WP: 0 PA: 48
PB: 1
SB: 0
CS: 0

Batter	1	2	3	4	5	6	7	8	9	AB	R	H	RBI	BB	SO	LOB	TOP										
José Bautista, R (1, 8) OBP: 0.340, SLG: 0.504	F9		G5-3			K		F8		4	0	0	0	0	1	0	Pittsburgh Pirates @ Los Angeles Dodgers Dodger Stadium, Los Angeles, CA Fri Jun 23 2006, 7:40 PM PDT Att: 55,823 - Clear - 76 F										
2 Jack Wilson, R (1, 6) OBP: 0.312, SLG: 0.407	HBP 1B		F7			G6-3		L4		4	0	1	0	0	0	0											
Sean Casey, L (1, 3) OBP: 0.365, SLG: 0.446 José Hernández, R (7, 3) OBP: 0.242, SLG: 0.279	FC6-4 HBP			F8		G4-3			P4	2	0	0	0	0	0	0											
Jason Bay, R (1, 7) OBP: 0.411, SLG: 0.563 11 Humberto Cota, R (7, 2) OBP: 0.292, SLG: 0.242	F8			G5-3			K		12 2B 1B	3	0	0	0	0	1	2											
12 Freddy Sanchez, R (1, 5) OBP: 0.392, SLG: 0.508	FC6-4			F9			HR 1B		1B G6-3 2B	4	2	2	0	0	0	2											
Craig Wilson, R (1, 9) OBP: 0.356, SLG: 0.500		F9			F8		HR		G6-3 1B	4	1	2	3	0	0	0											
Jose Castillo, R (1, 4) OBP: 0.338, SLG: 0.466		G5-3			F9		K		G6-3	4	0	0	1	0	1	1											
26 Ronny Paulino, R (1, 2) OBP: 0.366, SLG: 0.404 55 Matt Capps, R (7, 1) Damaso Marte, L (8, 1) Jeromy Burnitz, L (9, PH) OBP: 0.280, SLG: 0.436	G5-3					F8			K	3	0	1	0	0	0	0											
Oliver Pérez, L (1, 1) OBP: 0.120, SLG: 0.120 34 John Grabow, L (4, 1) 13 Nate McLouth, L (7, 7) OBP: 0.291, SLG: 0.328			G5-3			K			G6-3	1	0	0	0	0	0	0											
Inning Stats	R: 0 E: 0 K: 0 S: 11	H: 1 LOB: 2 BB: 0 P: 16	R: 0 E: 0 K: 0 S: 7	H: 0 LOB: 0 BB: 0 P: 12	R: 0 E: 0 K: 0 S: 10	H: 0 LOB: 0 BB: 0 P: 15	R: 0 E: 0 K: 1 S: 5	H: 1 LOB: 1 BB: 0 P: 9	R: 0 E: 0 K: 1 S: 8	H: 0 LOB: 0 BB: 0 P: 15	R: 2 E: 0 K: 2 S: 9	H: 2 LOB: 0 BB: 0 P: 12	R: 0 E: 0 K: 1 S: 8	H: 0 LOB: 0 BB: 0 P: 13	R: 2 E: 0 K: 1 S: 15	H: 3 LOB: 1 BB: 0 P: 21		1B: 4 2B: 2 3B: 0 HR: 1	SF: 0 SAC: 0 DP: 0 HBP: 1	WP: 0 PB: 0 SB: 0 CS: 0	PA: 35						
PITCHER	IP	WLS	BF	H	R	ER	SO	BB	IBB	HBP	BLK	WP	HR	S	P	ERA	WHIP										
Brett Tomko, R (1, 1) ERA: 5.12	5.0	W	18	2	0	0	1	0	0	0	0	0	0	45	69	0.00	0.400										
Jae Weong Seo, R (6, 1) ERA: 5.78	4.0		17	5	4	4	4	0	0	0	0	0	1	40	61	9.00	1.250										

Batter	1	2	3	4	5	6	7	8	9	AB	R	H	RBI	BB	SO	LOB	BOTTOM										
15 Rafael Furcal, S (1, 6) OBP: 0.331, SLG: 0.339	1B 5 G5-4-3		G6-3	12 HR BB	G1-3		G3			4	2	1	0	1	0	1	Pittsburgh Pirates @ Los Angeles Dodgers Dodger Stadium, Los Angeles, CA Fri Jun 23 2006, 7:40 PM PDT Att: 55,823 - Clear - 76 F										
Cesar Izturis, S (1, 5) OBP: 0.318, SLG: 0.750	5 G5-4-3 1B		G6-3	12 HR BB		12 F9 5 1B SF9 BB		1B		3	2	2	1	2	0	0											
5 Nomar Garciaparra, R (1, 3) OBP: 0.425, SLG: 0.575 Olmedo Saenz, R (7, PH) OBP: 0.325, SLG: 0.556	G5-4-3		12 BB 1B BB	SF8		27 2B 1B		G5-3		2	2	1	1	1	0	1											
12 Jeff Kent, R (1, 4) OBP: 0.379, SLG: 0.456 18 Ramon Martinez, R (8, 4) OBP: 0.392, SLG: 0.447	BB		1B BB	HR		F9		P4		2	1	1	3	2	0	2											
J.D. Drew, L (1, 9) OBP: 0.370, SLG: 0.472	G6-3		1B 1B	HR		SF9		F7		4	0	2	2	0	0	1											
27 Matt Kemp, R (1, 8) OBP: 0.369, SLG: 0.649		K	F9	K		2B 2B		K		5	1	1	0	0	3	3											
José Cruz Jr., S (1, 7) OBP: 0.368, SLG: 0.379		K		SH2-4 BB BB	G6-4-3 1B	2H 3H 2-2		2B		3	1	2	2	1	1	0											
55 Russell Martin, R (1, 2) OBP: 0.365, SLG: 0.479 Sandy Alomar Jr., R (8, 2) OBP: 0.358, SLG: 0.434			BB 5 SF8 BB	SH2-4 BB	G6-4-3 1B	G5-3		G5-3		3	1	1	0	1	0	2											
Brett Tomko, R (1, 1) OBP: 0.154, SLG: 0.120 16 Andre Ethier, L (5, PH) ERA: 4.91 Jae Weong Seo, R (6, 1) OBP: 0.158, SLG: 0.111			1B	SH2-4 BB	G6-4-3 1B	G5-3		G4-3		1	0	0	0	0	1	1											
Inning Stats	R: 1 E: 0 K: 0 S: 10	H: 2 LOB: 1 BB: 1 P: 18	R: 0 E: 0 K: 3 S: 10	H: 1 LOB: 1 BB: 0 P: 17	R: 1 E: 0 K: 0 S: 16	H: 1 LOB: 2 BB: 2 P: 31	R: 5 E: 0 K: 1 S: 16	H: 2 LOB: 1 BB: 4 P: 36	R: 0 E: 0 K: 0 S: 6	H: 2 LOB: 1 BB: 0 P: 8	R: 3 E: 0 K: 0 S: 13	H: 3 LOB: 1 BB: 1 P: 24	R: 0 E: 0 K: 0 S: 10	H: 1 LOB: 1 BB: 0 P: 13	R: 0 E: 0 K: 1 S: 7	H: 0 LOB: 0 BB: 0 P: 10		1B: 9 2B: 2 3B: 0 HR: 1	SF: 2 SAC: 1 DP: 2 HBP: 0	WP: 0 PB: 0 SB: 0 CS: 0	PA: 42						
PITCHER	IP	WLS	BF	H	R	ER	SO	BB	IBB	HBP	BLK	WP	HR	S	P	ERA	WHIP										
Oliver Pérez, L (1, 1) ERA: 6.63	3.2	L	23	6	3	3	1	1	0	0	0	0	0	23	38	11.57	2.571										
34 John Grabow, L (4, 1) ERA: 4.91	2.1		12	5	3	3	1	1	0	0	0	0	0	23	38	11.57	2.571										
55 Matt Capps, R (7, 1) ERA: 4.1	1.0		4	1	0	0	0	0	0	0	0	0	0	10	13	0.00	1.000										
Damaso Marte, L (8, 1) ERA: 2.96	1.0		3	0	0	0	1	0	0	0	0	0	0	7	10	0.00	0.000										



Batter	1	2	3	4	5	6	7	8	9	AB	R	H	RBI	BB	SO	LOB	TOP					
José Bautista, R OBP: 0.331, SLG: 0.488 (1, 8)										4	0	0	0	0	2	2	Pittsburgh Pirates @ Los Angeles Dodgers Dodger Stadium, Los Angeles, CA Sat Jun 24 2006, 7:10 PM PDT Att: 47,785 - Cloudy - 82 F					
2 Jack Wilson, R OBP: 0.314, SLG: 0.404 (1, 6)										2	0	0	0	2	0	1						
Sean Casey, L OBP: 0.369, SLG: 0.448 (1, 3)										4	0	2	0	0	0	1						
Jason Bay, R OBP: 0.409, SLG: 0.563 (1, 7)										4	0	1	0	0	0	4						
12 Freddy Sanchez, R OBP: 0.390, SLG: 0.504 (1, 5)										4	0	1	0	0	0	1						
Craig Wilson, R OBP: 0.354, SLG: 0.495 (1, 9)										4	0	1	0	0	3	1						
Jose Castillo, R OBP: 0.333, SLG: 0.458 (1, 4)										4	0	0	0	0	1	3						
26 Ronny Paulino, R OBP: 0.360, SLG: 0.398 (1, 2)										3	0	0	0	0	2	1						
57 Zach Duke, L OBP: 0.273, SLG: 0.281 (1, 1)										2	0	1	0	0	0	0						
55 Matt Capps, R (6, 1)										0	0	0	0	0	0	0						
16 Salomon Torres, R (7, 1)										0	0	0	0	0	0	0						
Joe Randa, R OBP: 0.276, SLG: 0.316 (8, PH)										1	0	1	0	0	0	0						
Roberto Hernandez, R (8, 1)										0	0	0	0	0	0	0						
Inning Stats	R: 0 E: 0 K: 1 S: 8	H: 0 LOB: 1 BB: 1 P: 17	R: 0 E: 0 K: 1 S: 11	H: 1 LOB: 1 BB: 0 P: 16	R: 0 E: 0 K: 1 S: 12	H: 0 LOB: 0 BB: 0 P: 17	R: 0 E: 0 K: 0 S: 14	H: 2 LOB: 2 BB: 0 P: 22	R: 0 E: 0 K: 1 S: 7	H: 1 LOB: 0 BB: 0 P: 9	R: 0 E: 0 K: 0 S: 5	H: 1 LOB: 0 BB: 0 P: 7	R: 0 E: 0 K: 3 S: 10	H: 0 LOB: 0 BB: 0 P: 14	R: 0 E: 0 K: 0 S: 10	H: 2 LOB: 2 BB: 1 P: 21	R: 0 E: 0 K: 1 S: 9	H: 0 LOB: 0 BB: 0 P: 13	1B: 6 2B: 1 3B: 0 HR: 0	SF: 0 SAC: 0 DP: 2 HBP: 0	WP: 0 PB: 0 SB: 0 CS: 0	PA: 34
PITCHER	IP	WLS	BF	H	R	ER	SO	BB	IBB	HBP	BLK	WP	HR	S	P	ERA	WHIP					
Aaron Sele, R ERA: 2.73 (1, 1)	6.0	W	23	5	0	0	4	1	0	0	0	0	0	57	88	0.00	1.000					
51 Jonathan Broxton, R ERA: 3.25 (7, 1)	1.0		3	0	0	0	3	0	0	0	0	0	0	10	14	0.00	0.000					
Joe Beimel, L ERA: 3.96 (8, 1)	1.0		5	2	0	0	0	1	0	0	0	0	0	10	22	0.00	3.000					
44 Takashi Saito, R ERA: 1.77 (9, 1)	1.0		3	0	0	0	1	0	0	0	0	0	0	9	13	0.00	0.000					

Batter	1	2	3	4	5	6	7	8	9	AB	R	H	RBI	BB	SO	LOB	BOTTOM				
Cesar Izturis, S OBP: 0.625, SLG: 0.538 (1, 6)										5	0	1	0	0	0	1	Pittsburgh Pirates @ Los Angeles Dodgers Dodger Stadium, Los Angeles, CA Sat Jun 24 2006, 7:10 PM PDT Att: 47,785 - Cloudy - 82 F				
José Cruz Jr., S OBP: 0.364, SLG: 0.370 (1, 9)										4	0	0	0	1	0	2					
5 Nomar Garciaparra, R OBP: 0.426, SLG: 0.574 (1, 3)										4	1	2	0	0	0	1					
12 Jeff Kent, R OBP: 0.381, SLG: 0.472 (1, 4)										4	1	2	2	0	0	1					
Olmedo Saenz, R OBP: 0.333, SLG: 0.559 (1, 5)										3	2	2	0	0	1	2					
18 Ramon Martinez, R OBP: 0.388, SLG: 0.442 (7, 5)										1	0	0	0	0	0	0					
27 Matt Kemp, R OBP: 0.375, SLG: 0.667 (1, 8)										4	2	2	0	0	1	0					
16 Andre Ethier, L OBP: 0.378, SLG: 0.484 (1, 7)										4	1	2	4	0	2	0					
55 Russell Martin, R OBP: 0.388, SLG: 0.479 (1, 2)										4	0	2	1	0	0	0					
Aaron Sele, R ERA: 2.73 (1, 1)	5.1	L	26	10	5	5	3	1	0	0	0	0	0	67	105	8.44		2.062			
55 Matt Capps, R ERA: 4.03 (6, 1)	0.2		2	0	0	0	1	0	0	0	0	0	0	5	6	0.00	0.000				
16 Salomon Torres, R ERA: 4.88 (7, 1)	1.0		5	2	2	2	0	0	0	0	0	0	1	8	11	18.00	2.000				
Roberto Hernandez, R ERA: 2.14 (8, 1)	1.0		5	1	0	0	1	0	0	0	0	0	0	13	23	0.00	1.000				
Inning Stats	R: 0 E: 0 K: 0 S: 7	H: 1 LOB: 1 BB: 0 P: 14	R: 2 E: 0 K: 0 S: 12	H: 3 LOB: 0 BB: 0 P: 17	R: 0 E: 0 K: 1 S: 13	H: 1 LOB: 1 BB: 1 P: 23	R: 0 E: 0 K: 2 S: 10	H: 1 LOB: 1 BB: 0 P: 15	R: 0 E: 0 K: 1 S: 9	H: 0 LOB: 0 BB: 0 P: 15	R: 3 E: 0 K: 1 S: 21	H: 4 LOB: 1 BB: 0 P: 27	R: 2 E: 0 K: 0 S: 8	H: 2 LOB: 0 BB: 0 P: 11	R: 0 E: 1 K: 1 S: 13	H: 1 LOB: 2 BB: 0 P: 23	1B: 10 2B: 2 3B: 0 HR: 1	SF: 0 SAC: 0 DP: 0 HBP: 0	WP: 0 PB: 0 SB: 1 CS: 0	PA: 38	
PITCHER	IP	WLS	BF	H	R	ER	SO	BB	IBB	HBP	BLK	WP	HR	S	P	ERA	WHIP				
57 Zach Duke, L ERA: 4.88 (1, 1)	5.1	L	26	10	5	5	3	1	0	0	0	0	0	67	105	8.44	2.062				
55 Matt Capps, R ERA: 4.03 (6, 1)	0.2		2	0	0	0	1	0	0	0	0	0	0	5	6	0.00	0.000				
16 Salomon Torres, R ERA: 4.88 (7, 1)	1.0		5	2	2	2	0	0	0	0	0	0	1	8	11	18.00	2.000				
Roberto Hernandez, R ERA: 2.14 (8, 1)	1.0		5	1	0	0	1	0	0	0	0	0	0	13	23	0.00	1.000				



Batter	1	2	3	4	5	6	7	8	9	AB	R	H	RBI	BB	SO	LOB	TOP					
13 Nate McLouth, L OBP: 0.289, SLG: 0.330										5	1	1	0	0	3	1						
12 Freddy Sanchez, R OBP: 0.388, SLG: 0.500										4	1	1	1	0	0	0						
Sean Casey, L OBP: 0.379, SLG: 0.449										2	1	1	1	2	0	0						
Jason Bay, R OBP: 0.407, SLG: 0.562										4	0	1	1	0	1	2						
Jeremy Burnitz, L OBP: 0.280, SLG: 0.430										3	0	0	0	0	1	1						
Joe Randa, R OBP: 0.284, SLG: 0.353										4	1	2	1	0	0	2						
Jose Castillo, R OBP: 0.332, SLG: 0.453										3	0	0	0	1	1	1						
26 Ronny Paulino, R OBP: 0.353, SLG: 0.389										4	0	0	0	0	1	1						
Kip Wells, R OBP: 0.266, SLG: 0.200 Jose Hernandez, R OBP: 0.276, SLG: 0.274 Damaso Marte, L OBP: 0.274, SLG: 0.274 16 Salomon Torres, R OBP: 0.274, SLG: 0.274 Michael Gonzalez, R OBP: 0.274, SLG: 0.274 Jose Bautista, R OBP: 0.274, SLG: 0.274										2	0	1	0	0	1	0						
Inning Stats	R: 1 E: 0 K: 1 S: 16	H: 1 LOB: 2 BB: 1 P: 26	R: 0 E: 0 K: 1 S: 11	H: 1 LOB: 1 BB: 0 P: 17	R: 0 E: 0 K: 1 S: 8	H: 0 LOB: 0 BB: 0 P: 11	R: 0 E: 0 K: 1 S: 8	H: 0 LOB: 1 BB: 1 P: 16	R: 2 E: 0 K: 0 S: 15	H: 3 LOB: 1 BB: 0 P: 20	R: 1 E: 0 K: 0 S: 10	H: 1 LOB: 1 BB: 0 P: 15	R: 0 E: 0 K: 1 S: 10	H: 0 LOB: 1 BB: 1 P: 18	R: 0 E: 0 K: 1 S: 7	H: 1 LOB: 0 BB: 0 P: 10	R: 0 E: 0 K: 2 S: 11	H: 0 LOB: 0 BB: 0 P: 16	1B: 4 2B: 2 3B: 0 HR: 1	SF: 0 SAC: 0 DP: 1 HBP: 1	WP: 2 PB: 0 SB: 0 CS: 0	PA: 37
PITCHER	IP WLS BF H R ER SO BB IBB HBP BLK WP HR S P ERA WHIP																					
31 Brad Penny, R ERA: 3.08	5.0 W 24 6 4 4 5 2 0 0 1 0 1 1 60 93 7.20 1.600																					
Joe Beimel, L ERA: 3.81	1.0 H 3 0 0 0 0 0 0 0 0 0 0 0 8 12 0.00 0.000																					
51 Jonathan Broxton, R ERA: 3.03	2.0 H 7 1 0 0 2 1 0 0 0 0 0 0 17 28 0.00 1.000																					
44 Takashi Saito, R ERA: 1.72	1.0 S 3 0 0 0 2 0 0 0 0 0 0 0 11 16 0.00 0.000																					

Pittsburgh Pirates @ Los Angeles Dodgers
 Dodger Stadium, Los Angeles, CA
 Sun Jun 25 2006, 1:10 PM PDT
 Att: 55,545 - Cloudy - 83 F

AB	33
R	4
H	7
RBI	4
BB	3
SO	9
LOB	8



Batter	1	2	3	4	5	6	7	8	9	AB	R	H	RBI	BB	SO	LOB	BOTTOM			
15 Rafael Furcal, S OBP: 0.334, SLG: 0.340										4	0	2	2	1	0	1				
Kenny Lofton, L OBP: 0.349, SLG: 0.386										5	0	1	0	0	2	3				
5 Nomar Garciaparra, R OBP: 0.426, SLG: 0.594										5	2	2	1	0	0	2				
J.D. Drew, L OBP: 0.376, SLG: 0.474										3	1	2	0	1	0	1				
16 Andre Ethier, L OBP: 0.388, SLG: 0.500										4	2	3	0	0	0	1				
18 Ramon Martinez, R OBP: 0.393, SLG: 0.444										4	1	2	2	0	0	2				
Cesar Izturis, S OBP: 0.550, SLG: 0.471										4	0	1	0	0	0	5				
55 Russell Martin, R OBP: 0.379, SLG: 0.467										4	1	0	2	0	1	4				
31 Brad Penny, R OBP: 0.235, SLG: 0.235 Joe Beimel, L OBP: 0.235, SLG: 0.235 Jose Cruz Jr., S OBP: 0.367, SLG: 0.379 51 Jonathan Broxton, R OBP: 0.367, SLG: 0.379 44 Takashi Saito, L OBP: 0.367, SLG: 0.379										2	0	0	0	0	0	2				
Inning Stats	R: 0 E: 0 K: 0 S: 9	H: 1 LOB: 0 BB: 0 P: 14	R: 0 E: 0 K: 0 S: 7	H: 0 LOB: 1 BB: 1 P: 14	R: 0 E: 0 K: 0 S: 7	H: 1 LOB: 2 BB: 1 P: 12	R: 4 E: 0 K: 0 S: 12	H: 5 LOB: 1 BB: 0 P: 19	R: 1 E: 0 K: 0 S: 11	H: 2 LOB: 1 BB: 0 P: 15	R: 0 E: 0 K: 2 S: 15	H: 1 LOB: 1 BB: 0 P: 24	R: 2 E: 0 K: 1 S: 18	H: 4 LOB: 2 BB: 0 P: 26	R: 0 E: 0 K: 1 S: 8	H: 0 LOB: 0 BB: 0 P: 12	1B: 11 2B: 2 3B: 0 HR: 1	SF: 0 SAC: 0 DP: 0 HBP: 0	WP: 0 PB: 0 SB: 2 CS: 1	PA: 39
PITCHER	IP WLS BF H R ER SO BB IBB HBP BLK WP HR S P ERA WHIP																			
Kip Wells, R ERA: 11.88	5.0 L 25 9 5 5 0 2 0 0 0 0 0 0 1 24 36 18.00 4.000																			
Damaso Marte, L ERA: 3.49	1.0 7 4 2 2 2 0 0 0 0 0 0 0 9 14 0.00 1.000																			
16 Salomon Torres, R ERA: 4.78	1.0 4 1 0 0 1 0 0 0 0 0 0 0 8 12 0.00 0.000																			
Michael Gonzalez, L ERA: 3.03	1.0 3 0 0 0 1 0 0 0 0 0 0 0 8 12 0.00 0.000																			

Pittsburgh Pirates @ Los Angeles Dodgers
 Dodger Stadium, Los Angeles, CA
 Sun Jun 25 2006, 1:10 PM PDT
 Att: 55,545 - Cloudy - 83 F

AB	37
R	7
H	14
RBI	7
BB	2
SO	4
LOB	23



Batter	1	2	3	4	5	6	7	8	9	AB	R	H	RBI	BB	SO	LOB	TOP							
22 Scott Podsednik, L OBP: 0.348, SLG: 0.389										3	1	2	1	0	0	2								
Tadahito Iguchi, R OBP: 0.350, SLG: 0.432										5	1	3	0	0	0	2								
25 Jim Thome, L OBP: 0.414, SLG: 0.608 45 Bobby Jenks, R										4	0	2	2	1	0	2								
23 Jermaine Dye, R OBP: 0.390, SLG: 0.615										5	0	3	0	0	0	3								
12 A.J. Pierzynski, L OBP: 0.363, SLG: 0.438										5	0	1	1	0	0	6								
24 Joe Crede, R OBP: 0.336, SLG: 0.523										4	0	0	0	0	1	2								
Rob Mackowiak, L OBP: 0.366, SLG: 0.378										4	0	2	0	0	0	0								
5 Juan Uribe, R OBP: 0.255, SLG: 0.396										4	1	2	0	0	0	0								
56 Mark Buehrle, L Brandon McCarthy, R 8 Alex Cintron, S Ross Gload, L										2	0	0	0	0	1	2								
Inning Stats	R: 2 E: 0 K: 1 S: 23	H: 5 LOB: 2 BB: 0 P: 35	R: 1 E: 0 K: 0 S: 11	H: 2 LOB: 1 BB: 0 P: 16	R: 0 E: 0 K: 0 S: 6	H: 1 LOB: 0 BB: 0 P: 8	R: 0 E: 0 K: 0 S: 6	H: 0 LOB: 0 BB: 0 P: 10	R: 0 E: 0 K: 0 S: 17	H: 2 LOB: 2 BB: 1 P: 27	R: 0 E: 0 K: 0 S: 12	H: 2 LOB: 1 BB: 0 P: 15	R: 0 E: 0 K: 0 S: 7	H: 1 LOB: 1 BB: 0 P: 11	R: 0 E: 0 K: 0 S: 8	H: 0 LOB: 0 BB: 0 P: 11	R: 1 E: 0 K: 0 S: 14	H: 2 LOB: 2 BB: 1 P: 22	1B: 11 2B: 5 3B: 0 HR: 0	SF: 1 SAC: 2 DP: 1 HBP: 0	WP: 0 PB: 0 SB: 1 CS: 1	PA: 41		
PITCHER	IP WLS BF H R ER SO BB IBB HBP BLK WP HR S P ERA WHIP	IP WLS BF H R ER SO BB IBB HBP BLK WP HR S P ERA WHIP	IP WLS BF H R ER SO BB IBB HBP BLK WP HR S P ERA WHIP	IP WLS BF H R ER SO BB IBB HBP BLK WP HR S P ERA WHIP	IP WLS BF H R ER SO BB IBB HBP BLK WP HR S P ERA WHIP	IP WLS BF H R ER SO BB IBB HBP BLK WP HR S P ERA WHIP	IP WLS BF H R ER SO BB IBB HBP BLK WP HR S P ERA WHIP	IP WLS BF H R ER SO BB IBB HBP BLK WP HR S P ERA WHIP	IP WLS BF H R ER SO BB IBB HBP BLK WP HR S P ERA WHIP	IP WLS BF H R ER SO BB IBB HBP BLK WP HR S P ERA WHIP	IP WLS BF H R ER SO BB IBB HBP BLK WP HR S P ERA WHIP	IP WLS BF H R ER SO BB IBB HBP BLK WP HR S P ERA WHIP	IP WLS BF H R ER SO BB IBB HBP BLK WP HR S P ERA WHIP	IP WLS BF H R ER SO BB IBB HBP BLK WP HR S P ERA WHIP	IP WLS BF H R ER SO BB IBB HBP BLK WP HR S P ERA WHIP	IP WLS BF H R ER SO BB IBB HBP BLK WP HR S P ERA WHIP	IP WLS BF H R ER SO BB IBB HBP BLK WP HR S P ERA WHIP	IP WLS BF H R ER SO BB IBB HBP BLK WP HR S P ERA WHIP	IP WLS BF H R ER SO BB IBB HBP BLK WP HR S P ERA WHIP	IP WLS BF H R ER SO BB IBB HBP BLK WP HR S P ERA WHIP	IP WLS BF H R ER SO BB IBB HBP BLK WP HR S P ERA WHIP	IP WLS BF H R ER SO BB IBB HBP BLK WP HR S P ERA WHIP	IP WLS BF H R ER SO BB IBB HBP BLK WP HR S P ERA WHIP	IP WLS BF H R ER SO BB IBB HBP BLK WP HR S P ERA WHIP
45 Ian Snell, R ERA: 4.87	5.0 L 23 10 3 3 1 1 0 0 0 0 0 0 63 96 5.40 2.200	2.0 9 3 0 0 1 0 0 0 0 0 0 0 19 26 0.00 1.500	1.2 6 0 1 1 0 1 0 0 0 0 0 0 15 22 5.40 0.600	0.1 3 2 0 0 0 0 0 0 0 0 0 0 7 11 0.00 6.000																				

Chicago White Sox @ Pittsburgh Pirates
PNC Park, Pittsburgh, PA
Tue Jun 27 2006, 7:05 PM EDT
Att: 24,976 - Cloudy - 71 F

livebaseballscorecards.com

AB 36
R 4
H 15
RBI 4
BB 2
SO 2
LOB 19

Batter	1	2	3	4	5	6	7	8	9	AB	R	H	RBI	BB	SO	LOB	BOTTOM							
2 Jack Wilson, R OBP: 0.310, SLG: 0.398										4	0	0	0	0	2	3								
José Bautista, R OBP: 0.327, SLG: 0.485										4	0	1	0	0	0	0								
Sean Casey, L OBP: 0.376, SLG: 0.443										4	0	1	0	0	0	1								
Jason Bay, R OBP: 0.402, SLG: 0.554										4	0	0	0	0	1	2								
12 Freddy Sanchez, R OBP: 0.386, SLG: 0.496										4	0	1	0	0	0	1								
Craig Wilson, R OBP: 0.357, SLG: 0.509										4	2	2	1	0	1	1								
Jose Castillo, R OBP: 0.331, SLG: 0.454										4	0	1	0	0	0	0								
26 Ronny Paulino, R OBP: 0.353, SLG: 0.385										2	0	0	0	1	0	0								
45 Ian Snell, R Joe Girardi, R 55 Matt Capps, R José Hernández, R 16 Salomon Torres, R 34 John Grabow, L										1	0	0	0	0	1	0								
Inning Stats	R: 0 E: 0 K: 2 S: 11	H: 1 LOB: 1 BB: 0 P: 16	R: 0 E: 0 K: 0 S: 4	H: 1 LOB: 0 BB: 0 P: 6	R: 0 E: 0 K: 1 S: 8	H: 0 LOB: 0 BB: 0 P: 11	R: 0 E: 0 K: 0 S: 9	H: 0 LOB: 0 BB: 0 P: 13	R: 0 E: 0 K: 0 S: 12	H: 2 LOB: 2 BB: 1 P: 25	R: 0 E: 0 K: 0 S: 8	H: 1 LOB: 1 BB: 0 P: 13	R: 1 E: 0 K: 1 S: 14	H: 2 LOB: 1 BB: 0 P: 20	R: 0 E: 0 K: 0 S: 7	H: 0 LOB: 0 BB: 0 P: 9	R: 0 E: 0 K: 1 S: 9	H: 0 LOB: 0 BB: 0 P: 11	1B: 4 2B: 2 3B: 0 HR: 1	SF: 1 SAC: 0 DP: 1 HBP: 0	WP: 0 PB: 0 SB: 0 CS: 0	PA: 34		
PITCHER	IP WLS BF H R ER SO BB IBB HBP BLK WP HR S P ERA WHIP	IP WLS BF H R ER SO BB IBB HBP BLK WP HR S P ERA WHIP	IP WLS BF H R ER SO BB IBB HBP BLK WP HR S P ERA WHIP	IP WLS BF H R ER SO BB IBB HBP BLK WP HR S P ERA WHIP	IP WLS BF H R ER SO BB IBB HBP BLK WP HR S P ERA WHIP	IP WLS BF H R ER SO BB IBB HBP BLK WP HR S P ERA WHIP	IP WLS BF H R ER SO BB IBB HBP BLK WP HR S P ERA WHIP	IP WLS BF H R ER SO BB IBB HBP BLK WP HR S P ERA WHIP	IP WLS BF H R ER SO BB IBB HBP BLK WP HR S P ERA WHIP	IP WLS BF H R ER SO BB IBB HBP BLK WP HR S P ERA WHIP	IP WLS BF H R ER SO BB IBB HBP BLK WP HR S P ERA WHIP	IP WLS BF H R ER SO BB IBB HBP BLK WP HR S P ERA WHIP	IP WLS BF H R ER SO BB IBB HBP BLK WP HR S P ERA WHIP	IP WLS BF H R ER SO BB IBB HBP BLK WP HR S P ERA WHIP	IP WLS BF H R ER SO BB IBB HBP BLK WP HR S P ERA WHIP	IP WLS BF H R ER SO BB IBB HBP BLK WP HR S P ERA WHIP	IP WLS BF H R ER SO BB IBB HBP BLK WP HR S P ERA WHIP	IP WLS BF H R ER SO BB IBB HBP BLK WP HR S P ERA WHIP	IP WLS BF H R ER SO BB IBB HBP BLK WP HR S P ERA WHIP	IP WLS BF H R ER SO BB IBB HBP BLK WP HR S P ERA WHIP	IP WLS BF H R ER SO BB IBB HBP BLK WP HR S P ERA WHIP	IP WLS BF H R ER SO BB IBB HBP BLK WP HR S P ERA WHIP	IP WLS BF H R ER SO BB IBB HBP BLK WP HR S P ERA WHIP	IP WLS BF H R ER SO BB IBB HBP BLK WP HR S P ERA WHIP
56 Mark Buehrle, L Brandon McCarthy, R 45 Bobby Jenks, R	7.0 W 28 7 2 2 4 1 0 0 0 0 0 0 7 9 2.57 1.143	1.0 H 3 0 0 0 0 0 0 0 0 0 0 0 9 11 0.00 0.000	1.0 S 3 0 0 0 1 0 0 0 0 0 0 0 9 11 0.00 0.000																					

Chicago White Sox @ Pittsburgh Pirates
PNC Park, Pittsburgh, PA
Tue Jun 27 2006, 7:05 PM EDT
Att: 24,976 - Cloudy - 71 F

livebaseballscorecards.com

AB 32
R 2
H 7
RBI 2
BB 1
SO 5
LOB 8

Batter	1	2	3	4	5	6	7	8	9	AB	R	H	RBI	BB	SO	LOB	TOP							
22 Scott Podsednik, L OBP: 0.391, SLG: 0.389										5	2	2	0	0	0	2								
8 Alex Cintron, S OBP: 0.319, SLG: 0.402										5	1	4	2	0	0	0								
14 Paul Konerko, R OBP: 0.387, SLG: 0.568										5	0	2	1	0	2	3								
23 Jermaine Dye, R OBP: 0.396, SLG: 0.615											4	0	2	1	1	0	1							
24 Joe Crede, R OBP: 0.332, SLG: 0.511											4	0	0	0	0	5								
Chris Widger, R OBP: 0.297, SLG: 0.313											5	0	0	0	0	1	7							
5 Juan Uribe, R OBP: 0.258, SLG: 0.403											4	0	1	0	1	1	0							
32 Brian Anderson, R OBP: 0.271, SLG: 0.310											3	0	1	0	0	0	1							
Rob Mackowiak, L OBP: 0.387, SLG: 0.379											2	1	1	0	0	1	2							
52 Jose Contreras, R David Riske, R Neal Cotts, L 25 Jim Thome, L Cliff Politte, R											2	1	0	0	1	1	2							
											0	0	0	0	0	0								
											0	0	0	0	0	0								
											1	1	1	2	0	0								
											0	0	0	0	0	0								
Inning Stats	R: 2 E: 0 K: 0 S: 16	H: 4 LOB: 1 BB: 0 P: 25	R: 2 E: 0 K: 1 S: 13	H: 2 LOB: 1 BB: 1 P: 20	R: 0 E: 0 K: 1 S: 7	H: 0 LOB: 0 BB: 0 P: 14	R: 0 E: 0 K: 0 S: 11	H: 1 LOB: 1 BB: 0 P: 16	R: 0 E: 0 K: 1 S: 10	H: 2 LOB: 2 BB: 0 P: 14	R: 0 E: 0 K: 1 S: 10	H: 1 LOB: 1 BB: 0 P: 16	R: 0 E: 0 K: 1 S: 9	H: 1 LOB: 2 BB: 0 P: 12	R: 2 E: 0 K: 1 S: 17	H: 3 LOB: 1 BB: 2 P: 22	R: 0 E: 0 K: 1 S: 10	H: 0 LOB: 2 BB: 2 P: 18	1B: 10 2B: 3 3B: 0 HR: 1	SF: 0 SAC: 0 DP: 1 HBP: 1	WP: 0 PB: 0 SB: 1 CS: 0	PA: 44		
PITCHER	IP WLS BF H R ER SO BB IBB HBP BLK WP HR S P ERA WHIP	6.0 4.92 28 10 4 4 3 1 0 0 0 0 0 0 66 105 6.00 1.833	1.0 4.67 5 1 0 0 1 0 0 0 1 0 0 0 9 12 0.00 1.000	1.0 2.52 6 3 2 2 1 0 0 0 0 0 0 1 17 22 18.00 3.000	1.0 2.84 5 0 0 0 1 2 0 0 0 0 0 0 10 18 0.00 2.000																			

Chicago White Sox @ Pittsburgh Pirates
PNC Park, Pittsburgh, PA
Thu Jun 29 2006, 12:35 PM EDT
Att: 21,380 - Partly Cloudy - 74 F

AB 40
R 6
H 14
RBI 6
BB 3
SO 6
LOB 23

Batter	1	2	3	4	5	6	7	8	9	AB	R	H	RBI	BB	SO	LOB	BOTTOM					
José Bautista, R OBP: 0.331, SLG: 0.504										4	0	2	1	0	2	0						
2 Jack Wilson, R OBP: 0.306, SLG: 0.388										4	1	1	0	1	0	2						
12 Freddy Sanchez, R OBP: 0.397, SLG: 0.527										5	3	4	2	0	0	0						
Jason Bay, R OBP: 0.401, SLG: 0.549										4	0	2	1	0	0	2						
Jeromy Burnitz, L OBP: 0.279, SLG: 0.436										2	1	0	1	1	0	2						
Jose Castillo, R OBP: 0.336, SLG: 0.459										4	0	2	1	0	1	1						
José Hernández, R OBP: 0.270, SLG: 0.294										3	1	2	1	1	1	1						
26 Ronny Paulino, R OBP: 0.358, SLG: 0.387										4	0	1	0	0	0	3						
57 Zach Duke, L 13 Nate McLouth, L 16 Salomon Torres, R Roberto Hernandez, R Mike Edwards, R Michael Gonzalez, R										1	0	0	0	0	1	0						
										0	1	0	0	1	0	0						
										0	0	0	0	0	0	0						
										0	0	0	0	0	0	0						
										1	0	0	0	0	0	0						
										0	0	0	0	0	0	0						
Inning Stats	R: 2 E: 0 K: 2 S: 14	H: 3 LOB: 1 BB: 0 P: 18	R: 1 E: 0 K: 0 S: 14	H: 2 LOB: 1 BB: 0 P: 19	R: 1 E: 0 K: 1 S: 12	H: 2 LOB: 1 BB: 1 P: 21	R: 0 E: 1 K: 1 S: 5	H: 1 LOB: 1 BB: 0 P: 9	R: 1 E: 0 K: 0 S: 10	H: 3 LOB: 1 BB: 0 P: 17	R: 1 E: 0 K: 0 S: 18	H: 2 LOB: 2 BB: 2 P: 34	R: 0 E: 0 K: 0 S: 9	H: 0 LOB: 1 BB: 1 P: 17	R: 0 E: 0 K: 1 S: 8	H: 0 LOB: 0 BB: 0 P: 14	R: 1 E: 0 K: 0 S: 2	H: 1 LOB: 0 BB: 0 P: 2	1B: 11 2B: 2 3B: 0 HR: 1	SF: 2 SAC: 1 DP: 1 HBP: 0	WP: 0 PB: 0 SB: 0 CS: 1	PA: 39
PITCHER	IP WLS BF H R ER SO BB IBB HBP BLK WP HR S P ERA WHIP	5.1 3.54 28 12 6 6 4 2 0 0 0 0 0 0 61 98 10.12 2.625	0.2 3 1 0 0 0 1 0 0 0 0 0 0 12 20 0.00 3.000	1.0 2.45 4 0 0 0 0 1 0 0 0 0 0 0 9 17 0.00 1.000	1.0 7.48 4 1 1 1 1 0 0 0 0 0 1 10 16 9.00 1.000																	

Chicago White Sox @ Pittsburgh Pirates
PNC Park, Pittsburgh, PA
Thu Jun 29 2006, 12:35 PM EDT
Att: 21,380 - Partly Cloudy - 74 F

AB 32
R 7
H 14
RBI 7
BB 4
SO 5
LOB 11

Batter	1	2	3	4	5	6	7	8	9	AB	R	H	RBI	BB	SO	LOB	TOP								
28 Curtis Granderson, L (1.8) OBP: 0.375, SLG: 0.482	2-1 F8		2-2 WP 30 1B 14 HBP	0-1 F9		3-2 F7		SAFE 2-3 K		5	1	1	0	0	1	1	Detroit Tigers @ Pittsburgh Pirates PNC Park, Pittsburgh, PA Fri Jun 30 2006, 7:05 PM EDT Att: 27,318 - Partly Cloudy - 78 F								
14 Placido Polanco, R (1.4) OBP: 0.320, SLG: 0.362	2-2 G5-3		SAFE 1-0 WP 30 1B 9 3B HBP	2-0 F8		0-1 L9		0-1 F9		4	1	0	0	0	0	1									
Ivan Rodriguez, R (1.2) OBP: 0.324, SLG: 0.439	2-3 K		1-2 L9	4-0 WP 30 BB		0-0 F8			0-2 P3	4	0	0	0	1	1	2									
30 Magglio Ordonez, R (1.9) OBP: 0.364, SLG: 0.519		2-2 33 HR 1B	0-0 9 3B 1B	3-3 K			0-0 G6-3		0-0 G6-3	5	2	2	1	0	1	1									
9 Carlos Guillen, S (1.6) OBP: 0.378, SLG: 0.491		1-2 P5	3-2 15 WP 3B		0-0 P4		1-2 P4		1-1 G5-3	5	1	1	2	0	0	1									
33 Marcus Thames, R (1.7) OBP: 0.374, SLG: 0.646		2-2 HR	3-3 K		1-1 31 BB 1B		4-2 BB			3	1	2	2	1	1	1									
54 Joel Zumaya, R (7.1)										0	0	0	0	0	0	0									
59 Todd Jones, L (9.1)										0	0	0	0	0	0	0									
31 Chris Shelton, R (1.3) OBP: 0.342, SLG: 0.506		0-1 HR	4-1 15 WP BB		SAFE 4-2 BB		1-2 BB		1-0 G6-3	2	1	1	1	2	0	1									
15 Brandon Inge, R (1.5) OBP: 0.297, SLG: 0.485		2-3 K	4-0 BB		3-3 K			4-2 BB		2	0	0	0	2	2	2									
37 Kenny Rogers, L (1.1) OBP: 0.143, SLG: 0.286		0-1 G6-3	1-2 IBB		1-2 F9			0-0 B2		3	0	0	0	0	0	4									
43 Roman Colon, R (5.1)										0	0	0	0	0	0	0									
Alexis Gomez, L (7.7) OBP: 0.290, SLG: 0.364										1	0	0	0	0	0	1									
Inning Stats	R: 0 E: 0 K: 1 S: 8	H: 0 LOB: 0 BB: 0 P: 14	R: 3 E: 0 K: 1 S: 21	H: 3 LOB: 0 BB: 2 P: 28	R: 4 E: 0 K: 1 S: 22	H: 3 LOB: 2 BB: 2 P: 41	R: 0 E: 0 K: 1 S: 6	H: 0 LOB: 1 BB: 1 P: 15	R: 0 E: 0 K: 0 S: 11	H: 1 LOB: 2 BB: 1 P: 20	R: 0 E: 0 K: 0 S: 7	H: 0 LOB: 0 BB: 0 P: 10	R: 0 E: 0 K: 0 S: 7	H: 0 LOB: 1 BB: 1 P: 13	R: 0 E: 0 K: 1 S: 9	H: 0 LOB: 1 BB: 1 P: 15	R: 0 E: 0 K: 0 S: 7	H: 0 LOB: 0 BB: 0 P: 8	1B: 4 2B: 0 3B: 1 HR: 2	SF: 0 SAC: 0 DP: 0 HBP: 1	WP: 3 PB: 0 SB: 0 CS: 0	PA: 41			
PITCHER	IP	WLS	BF	H	R	ER	SO	BB	IBB	HBP	BLK	WP	HR	S	P	ERA	WHIP								
Kip Wells, R (1.1) ERA: 15.19	2.1	L	14	6	7	7	2	0	0	1	0	1	2	44	64	27.00	2.571								
54 Jonah Bayliss, R (3.1) ERA: 3.7	2.2		13	1	0	0	3	3	1	0	0	2	0	24	54	0.00	1.500								
55 Matt Capps, R (6.1) ERA: 4.58	1.0		3	0	0	0	0	0	0	0	0	0	0	7	10	0.00	0.000								
16 Salomon Torres, R (7.1) ERA: 3.59	1.0		4	0	0	0	0	1	0	0	0	0	0	7	13	0.00	1.000								
Damaso Marte, L (8.1)	0.2		3	0	0	0	1	1	0	0	0	0	0	7	13	0.00	1.500								
PITCHER	IP	WLS	BF	H	R	ER	SO	BB	IBB	HBP	BLK	WP	HR	S	P	ERA	WHIP								
Roberto Hernandez, R (8.1) ERA: 2.5	0.1		1	0	0	0	0	0	0	0	0	0	0	2	2	0.00	0.000								
Michael Gonzalez, L (9.1) ERA: 2.76	1.0		3	0	0	0	0	0	0	0	0	0	0	7	8	0.00	0.000								

Batter	1	2	3	4	5	6	7	8	9	AB	R	H	RBI	BB	SO	LOB	BOTTOM								
José Bautista, R (1.8) OBP: 0.339, SLG: 0.538	3-2 SF7 3B		2-1 HR		2-2 2 G4-3 1B HBP		2-2 F9		0-1 B3	4	3	2	1	0	0	1	Detroit Tigers @ Pittsburgh Pirates PNC Park, Pittsburgh, PA Fri Jun 30 2006, 7:05 PM EDT Att: 27,318 - Partly Cloudy - 78 F								
2 Jack Wilson, R (1.6) OBP: 0.305, SLG: 0.385	1-0 G5-3		0-2 F9		1-2 G4-3		0-0 G6-3		0-1 FC5-4 1B	5	0	1	1	0	0	3									
Sean Casey, L (1.3) OBP: 0.370, SLG: 0.437	0-1 SF7		3-2 F7		0-0 2H 3H 1B		3-2 G6-3		0-1 F7	4	0	1	3	0	0	2									
Jason Bay, R (1.7) OBP: 0.398, SLG: 0.543	1-0 1B		0-2 G6-3		0-1 F8			3-3 K	1-1 FC5-4	5	0	1	0	0	1	3									
Jose Castillo, R (1.4) OBP: 0.334, SLG: 0.456	SAFE 1-0 SAFE 1-0 SAFE 1-0 G2-3				0-0 G4-3 1B		0-1 F8		2-0 P3	4	0	1	0	0	0	2									
Mike Edwards, R (1.5) OBP: 0.188, SLG: 0.133		1-0 F8			0-0 G4-6-3 1B			1-0 F9		4	1	0	0	0	0	1									
Michael Gonzalez, R (9.1)					1-2				2-2 E3 3B	0	0	0	0	0	0	0									
José Hernández, R (1.9) OBP: 0.295, SLG: 0.361		2-2 2B			2-3 K			1-0 1B		4	0	3	1	0	1	0									
26 Ronny Paulino, R (1.2) OBP: 0.356, SLG: 0.389		2-2 L5			3-1 13 1B 2 G4-3 2B		2-2 K		0-2 L8	4	1	1	0	0	1	3									
Kip Wells, R (1.1) ERA: 15.19					0-1 2 G4-3 1B HBP		1-3 K		0-2 E3 2 1B	1	0	0	0	0	0	0									
54 Jonah Bayliss, R (3.1) ERA: 3.7					2-3 2 G4-3 1B					0	0	0	0	0	0	0									
55 Matt Capps, R (6.1) ERA: 4.58										0	0	0	0	0	0	0									
16 Salomon Torres, R (7.1) ERA: 3.59										0	0	0	0	0	0	0									
Damaso Marte, L (8.1) ERA: 2.76										0	0	0	0	0	0	0									
Inning Stats	R: 1 E: 0 K: 0 S: 8	H: 2 LOB: 1 BB: 0 P: 14	R: 0 E: 0 K: 1 S: 11	H: 1 LOB: 0 BB: 0 P: 17	R: 1 E: 0 K: 0 S: 13	H: 1 LOB: 0 BB: 0 P: 18	R: 0 E: 0 K: 1 S: 5	H: 1 LOB: 0 BB: 0 P: 7	R: 0 E: 0 K: 2 S: 8	H: 1 LOB: 1 BB: 0 P: 13	R: 0 E: 0 K: 0 S: 8	H: 0 LOB: 0 BB: 0 P: 13	R: 0 E: 0 K: 1 S: 14	H: 1 LOB: 1 BB: 0 P: 22	R: 0 E: 1 K: 0 S: 12	H: 1 LOB: 2 BB: 0 P: 13	1B: 6 2B: 2 3B: 2 HR: 1	SF: 1 SAC: 0 DP: 1 HBP: 1	WP: 0 PB: 0 SB: 0 CS: 0	PA: 40					
PITCHER	IP	WLS	BF	H	R	ER	SO	BB	IBB	HBP	BLK	WP	HR	S	P	ERA	WHIP								
37 Kenny Rogers, L (1.1) ERA: 3.72	4.1		21	8	5	5	2	0	0	1	0	0	0	48	73	10.38	1.846								
43 Roman Colon, R (5.1) ERA: 5.23	1.2	W	6	1	0	0	2	0	0	0	0	0	0	12	17	0.00	0.600								
54 Joel Zumaya, R (7.1) ERA: 2.25	2.0	H	8	1	1	0	1	0	0	0	0	0	0	22	35	0.00	0.500								
59 Todd Jones, R (9.1) ERA: 6.19	1.0	S	5	1	0	0	0	0	0	0	0	0	0	12	13	0.00	1.000								

AB	34
R	7
H	7
RBI	6
BB	6
SO	6
LOB	15



AB	38
R	6
H	11
RBI	6
BB	0
SO	5
LOB	17



Batter	1	2	3	4	5	6	7	8	9	AB	R	H	RBI	BB	SO	LOB	TOP					
28 Curtis Granderson, L (1, 8) OBP: 0.373, SLG: 0.481	2-1 F9 2B	2-3 K		1-0 L9		1-3 K		2-3 K		5	0	1	0	0	3	6						
14 Placido Polanco, R (1, 4) OBP: 0.318, SLG: 0.360	2-2 P4		2-2 G5-3		1-1 30 1B 9 SF7		0-0 F8		1-2 G4-3	5	1	1	0	0	0	1						
Ivan Rodriguez, R (1, 2) OBP: 0.326, SLG: 0.439	2-0 F9		1-3 K		1-0 F9		1-1 9 2B		0-0 1B	5	0	2	0	0	0	1	2					
30 Magglio Ordonez, R (1, 9) OBP: 0.363, SLG: 0.515	0-0 F9		2-3 K		1-1 33 2B		0-1 F9		0-0 13 FC5-4	4	0	1	0	0	0	1	2					
Alexis Gomez, L (8, 9)					1-3 1B				1-2 1B	1	0	1	0	0	0	0						
9 Carlos Guillen, S (1, 6) OBP: 0.380, SLG: 0.495		4-2 33 1B 31 1B		0-0 G5-3		0-1 SF7		1-0 2B	0-0 F8	2	1	1	1	1	0	0						
20 Omar Infante, R (8, 6) OBP: 0.308, SLG: 0.400					3-H 0-0				1-3 2B	1	0	0	0	0	0	2						
33 Marcus Thames, R (1, 7) OBP: 0.382, SLG: 0.652		2-1 31 1B		4-0 15 E 31 BB		0-0 2B		2-2 F8	1-1 FC5-4	3	0	2	0	1	0	2						
Wilfredo Ledezma, L (7, 1)					1-3 1B				1-2 1B	0	0	0	0	0	0	0						
56 Fernando Rodney, R (7, 1)					4-2 15 E				3-3 1B	0	0	0	0	0	0	0						
Jamie Walker, L (7, 1)					1-2 1B				1-2 1B	0	0	0	0	0	0	0						
13 Vance Wilson, R (9, PH) OBP: 0.321, SLG: 0.493					2-2 G1-3				1-2 G5-3	0	3	0	1	1	0	2						
31 Chris Shelton, R (1, 3) OBP: 0.344, SLG: 0.504					0-0 E5				2-3 K	4	0	0	0	0	2	4						
15 Brandon Inge, R (1, 5) OBP: 0.293, SLG: 0.478					1-2 2-3				0-0 B3	2	0	0	0	0	2	5						
38 Jeremy Bonderman, R (1, 1)					2-3 K				0-0 B3-1	2	0	0	0	0	2	5						
39 Ramon Santiago, S (8, PH) OBP: 0.219, SLG: 0.229										1	1	0	0	0	0	0						
Jason Grilli, R (6, 1)										0	0	0	0	0	0	0						
Craig Monroe, R (7, 7) OBP: 0.276, SLG: 0.432										1	0	1	0	0	0	0						
Inning Stats	R: 0 E: 0 K: 0 S: 7	H: 1 LOB: 1 BB: 0 P: 13	R: 1 E: 0 K: 3 S: 20	H: 2 LOB: 2 BB: 1 P: 35	R: 0 E: 0 K: 2 S: 10	H: 0 LOB: 0 BB: 0 P: 15	R: 0 E: 1 K: 1 S: 8	H: 0 LOB: 3 BB: 2 P: 20	R: 1 E: 0 K: 0 S: 12	H: 3 LOB: 2 BB: 0 P: 17	R: 0 E: 0 K: 1 S: 5	H: 0 LOB: 0 BB: 0 P: 6	R: 0 E: 0 K: 0 S: 15	H: 2 LOB: 2 BB: 0 P: 19	R: 0 E: 0 K: 2 S: 11	H: 1 LOB: 1 BB: 0 P: 16	R: 0 E: 0 K: 0 S: 10	H: 2 LOB: 2 BB: 0 P: 12	1B: 8 2B: 3 3B: 0 HR: 0	SF: 1 SAC: 0 DP: 0 HBP: 0	WP: 0 PB: 0 SB: 0 CS: 0	PA: 42
PITCHER	IP WLS BF H R ER SO BB IBB HBP BLK WP HR S P ERA WHIP	5.0 W 8 2 0 2 6 3 0 0 0 0 0 20 100 3.60 1.800	2.0 W 4 1 0 0 1 0 0 0 0 0 0 11 25 0.00 1.000	1.0 W 2 0 0 0 2 0 0 0 0 0 0 10 12 0.00 2.000	PITCHER										IP WLS BF H R ER SO BB IBB HBP BLK WP HR S P ERA WHIP	5.0 W 8 2 0 2 6 3 0 0 0 0 0 20 100 3.60 1.800						

Detroit Tigers @ Pittsburgh Pirates
PNC Park, Pittsburgh, PA
Sat Jul 01 2006, 7:05 PM EDT
Att: 37,111 - Clear - 80 F

AB	38
R	2
H	11
RBI	2
BB	3
SO	9
LOB	28



Batter	1	2	3	4	5	6	7	8	9	AB	R	H	RBI	BB	SO	LOB	BOTTOM			
José Bautista, R (1, 8) OBP: 0.347, SLG: 0.540	1-2 G1-3		0-0 2 G5-4-3		1-0 2 G2-3		1-3 1B			5	1	3	1	0	0	1				
2 Jack Wilson, R (1, 6) OBP: 0.300, SLG: 0.378	1-2 G6-3		0-1 2H G5-4-3		0-1 G2-3		1-3 P3			5	0	0	0	0	1	5				
Sean Casey, L (1, 3) OBP: 0.384, SLG: 0.446	2-1 FC5-4		2-0 12 G4-3		4-0 1B		2-2 12 E		0-1 P4	4	2	3	1	1	0	0				
Jason Bay, R (1, 7) OBP: 0.392, SLG: 0.534	1-1 FC5-4		2-3 K		1-3 K		0-0 FC5		3-2 K	5	1	0	0	0	3	6				
12 Freddy Sanchez, R (1, 5) OBP: 0.392, SLG: 0.519		1-3 K		0-2 G4-3		1-2 E4		1-1 E3		4	1	0	0	0	1	3				
Jeremy Burnitz, L (1, 9) OBP: 0.277, SLG: 0.431		0-0 G3-1		1-1 K		3-3 K		0-1 E4		4	1	1	2	0	1	2				
16 Salomon Torres, R (8, 1)					2-H 1B			2B 26 1B		0	0	0	0	0	0	0				
34 John Grabow, L (9, 1) OBP: 0.298, SLG: 0.335					2-3 K		1-2 26 G6-4-3		2-2 2B	0	0	0	0	0	0	0				
Jose Castillo, R (1, 4) OBP: 0.337, SLG: 0.460					2-3 K		2-1 26 G6-4-3		1-2 1B	4	1	2	1	0	2	1				
26 Ronny Paulino, R (1, 2) OBP: 0.359, SLG: 0.391			1-2 24 SH2-4		1-1 G5-3		2-2 G6-4-3		3-1 1B	4	1	2	2	0	0	2				
24 Tom Gorzelanny, R (1, 1)			1-2 SH2-4		1-2 G2-3				1-3 1B	0	0	0	0	0	0	0				
Mike Edwards, R (5, PH) OBP: 0.235, SLG: 0.188					2 G2-3				1-3 1B	1	0	1	0	0	0	0				
55 Matt Capps, R (6, 1)									1-3 F7	0	0	0	0	0	0	0				
13 Nate McLouth, L (7, PH) OBP: 0.298, SLG: 0.335										2	1	1	0	0	0	1				
Inning Stats	R: 0 E: 0 K: 0 S: 10	H: 1 LOB: 1 BB: 0 P: 15	R: 0 E: 0 K: 2 S: 7	H: 0 LOB: 0 BB: 0 P: 8	R: 1 E: 0 K: 0 S: 9	H: 2 LOB: 0 BB: 0 P: 11	R: 1 E: 0 K: 2 S: 12	H: 2 LOB: 1 BB: 0 P: 19	R: 0 E: 0 K: 1 S: 11	H: 2 LOB: 3 BB: 1 P: 19	R: 0 E: 1 K: 1 S: 13	H: 1 LOB: 1 BB: 0 P: 21	R: 7 E: 3 K: 1 S: 32	H: 5 LOB: 1 BB: 0 P: 46	R: 0 E: 0 K: 1 S: 7	H: 0 LOB: 0 BB: 0 P: 11	1B: 12 2B: 1 3B: 0 HR: 0	SF: 0 SAC: 1 DP: 2 HBP: 0	WP: 0 PB: 0 SB: 0 CS: 0	PA: 40
PITCHER	IP WLS BF H R ER SO BB IBB HBP BLK WP HR S P ERA WHIP	5.0 L 7 3 2 1 2 0 0 0 0 0 0 23 35 6.75 2.250	1.1 L 1 1 0 0 0 0 0 0 0 0 0 6 8 ∞ ∞	0.0 L 1 1 3 0 0 0 0 0 0 0 0 8 11 ∞ ∞	1.2 L 6 1 2 0 1 0 0 0 0 0 0 15 24 0.00 0.600	PITCHER										IP WLS BF H R ER SO BB IBB HBP BLK WP HR S P ERA WHIP	5.0 L 7 3 2 1 2 0 0 0 0 0 0 23 35 6.75 2.250			

Detroit Tigers @ Pittsburgh Pirates
PNC Park, Pittsburgh, PA
Sat Jul 01 2006, 7:05 PM EDT
Att: 37,111 - Clear - 80 F

AB	38
R	9
H	13
RBI	7
BB	1
SO	8
LOB	21



Batter	1	2	3	4	5	6	7	8	9	AB	R	H	RBI	BB	SO	LOB	TOP								
José Bautista, R (1, 8) OBP: 0.355, SLG: 0.532	G5-3		F8				2B	1B		3	2	1	2	2	0	0	Pittsburgh Pirates @ New York Mets Shea Stadium, Flushing, NY Mon Jul 03 2006, 7:10 PM EDT Att: 54,111 - Partly Cloudy - 83 F								
2 Jack Wilson, R (1, 6) OBP: 0.296, SLG: 0.373	L9			K	E7		SH5-4	L4		4	0	1	1	0	1	1									
Sean Casey, L (1, 3) OBP: 0.391, SLG: 0.449				G4-3	K		2B	1B		4	1	2	0	1	1	2									
Jason Bay, R (1, 7) OBP: 0.395, SLG: 0.537	K			K			G3	1B		5	1	2	3	0	2	1									
12 Freddy Sanchez, R (1, 5) OBP: 0.395, SLG: 0.526		G4-3			F8		G5-3	SF8		4	0	1	1	0	0	0									
Jeremy Burnitz, L (1, 9) OBP: 0.281, SLG: 0.429				K						3	1	2	1	1	1	0									
Damaso Marte, L (7, 1)				K						1	0	0	0	0	0	2									
55 Matt Capps, R (9, 1)										0	0	0	0	0	0	0									
Jose Castillo, R (1, 4) OBP: 0.335, SLG: 0.453				K			L7	F7		5	0	1	0	0	2	3									
26 Ronny Paulino, R (1, 2) OBP: 0.367, SLG: 0.413					F9					5	3	3	1	0	0	1									
28 Paul Maholm, L (1, 1) OBP: 0.219, SLG: 0.167				K						1	1	0	0	1	1	0									
Joe Randa, R (7, PH) OBP: 0.292, SLG: 0.356										1	1	1	0	0	0	0									
13 Nate McLouth, L (7, 9) OBP: 0.298, SLG: 0.351										2	1	1	1	0	0	1									
Inning Stats	R: 0 H: 1 E: 0 K: 1 S: 15	H: 1 LOB: 1 BB: 0 P: 22	R: 0 H: 0 E: 0 K: 2 S: 11	H: 0 LOB: 0 BB: 0 P: 18	R: 0 H: 0 E: 0 K: 1 S: 11	H: 0 LOB: 0 BB: 0 P: 18	R: 0 H: 0 E: 0 K: 2 S: 9	H: 0 LOB: 0 BB: 0 P: 14	R: 3 H: 2 E: 1 K: 2 S: 20	H: 2 LOB: 2 BB: 3 P: 38	R: 0 H: 1 E: 0 K: 0 S: 8	H: 1 LOB: 1 BB: 0 P: 13	R: 5 H: 5 E: 0 K: 0 S: 15	H: 5 LOB: 1 BB: 1 P: 27	R: 3 H: 5 E: 0 K: 0 S: 14	H: 5 LOB: 2 BB: 1 P: 22	R: 0 H: 1 E: 0 K: 0 S: 9	H: 1 LOB: 0 BB: 0 P: 15	1B: 11 2B: 2 3B: 0 HR: 2	SF: 1 SAC: 1 DP: 1 HBP: 0	WP: 0 PB: 0 SB: 0 CS: 0	PA: 45			
PITCHER	IP	WLS	BF	H	R	ER	SO	BB	IBB	HBP	BLK	WP	HR	S	P	ERA	WHIP								
33 John Maine, R (1, 1) ERA: 5.4	4.2	L	20	3	3	2	7	3	0	0	0	0	0	63	107	3.86	1.286								
Darren Oliver, L (5, 1) ERA: 2.39	1.1		5	1	0	0	1	0	0	0	0	0	0	11	16	0.00	0.750								
Chad Bradford, R (7, 1) ERA: 3.86	0.2		7	4	5	5	0	0	1	0	0	0	0	12	22	67.50	6.000								
25 Pedro Feliciano, L (7, 1) ERA: 2.51	1.1		10	6	3	3	0	1	0	0	0	0	2	17	27	20.25	5.250								
50 Duane Sanchez, R (9, 1) ERA: 2.62	1.0		3	1	0	0	0	0	0	0	0	0	0	9	15	0.00	1.000								

Batter	1	2	3	4	5	6	7	8	9	AB	R	H	RBI	BB	SO	LOB	BOTTOM								
7 José Reyes, S (1, 6) OBP: 0.352, SLG: 0.479	G6-3		1B				1B		P4	5	1	3	0	0	0	0	Pittsburgh Pirates @ New York Mets Shea Stadium, Flushing, NY Mon Jul 03 2006, 7:10 PM EDT Att: 54,111 - Partly Cloudy - 83 F								
16 Paul Lo Duca, R (1, 2) OBP: 0.331, SLG: 0.402	F7		1B				1B			4	0	2	0	0	0	1									
15 Carlos Beltrán, S (1, 8) OBP: 0.395, SLG: 0.632	G5-3		SF8				K			3	0	0	1	0	1	3									
21 Carlos Delgado, L (1, 3) OBP: 0.344, SLG: 0.527							P2		L9	2	0	0	0	2	0	3									
5 David Wright, R (1, 5) OBP: 0.389, SLG: 0.573							FC6-4			4	0	0	0	0	1	5									
Cliff Floyd, L (1, 7) OBP: 0.330, SLG: 0.396										3	0	2	0	1	0	0									
Xavier Nady, R (1, 9) OBP: 0.317, SLG: 0.475										4	0	1	0	0	0	3									
22 Jose Valentin, S (1, 4) OBP: 0.322, SLG: 0.512										4	0	0	0	0	1	5									
33 John Maine, R (1, 1) ERA: 5.4										2	0	0	0	0	1	1									
Darren Oliver, R (5, 1) ERA: 2.39										0	0	0	0	0	0	0									
Eli Marrero, L (9, PH) OBP: 0.346, SLG: 0.513										1	0	0	0	0	0	1									
Chad Bradford, R (7, 1) ERA: 3.86										0	0	0	0	0	0	0									
25 Pedro Feliciano, L (7, 1) ERA: 2.51										0	0	0	0	0	0	0									
50 Duane Sanchez, R (9, 1) ERA: 2.62										1	0	0	0	0	0	0									
10 Endy Chavez, L (9, PH) OBP: 0.318, SLG: 0.398										0	0	0	0	0	0	0									
Inning Stats	R: 0 H: 0 E: 0 K: 0 S: 7	H: 0 LOB: 0 BB: 0 P: 13	R: 0 H: 1 E: 0 K: 1 S: 14	H: 1 LOB: 2 BB: 1 P: 23	R: 1 H: 2 E: 0 K: 1 S: 14	H: 2 LOB: 1 BB: 1 P: 25	R: 0 H: 1 E: 0 K: 0 S: 10	H: 1 LOB: 1 BB: 1 P: 17	R: 0 H: 2 E: 0 K: 1 S: 11	H: 2 LOB: 2 BB: 0 P: 18	R: 0 H: 1 E: 0 K: 0 S: 13	H: 1 LOB: 1 BB: 0 P: 20	R: 0 H: 1 E: 0 K: 0 S: 13	H: 1 LOB: 1 BB: 0 P: 18	R: 0 H: 0 E: 0 K: 0 S: 8	H: 0 LOB: 0 BB: 0 P: 13	R: 0 H: 0 E: 0 K: 1 S: 10	H: 0 LOB: 0 BB: 0 P: 14	1B: 8 2B: 0 3B: 0 HR: 0	SF: 1 SAC: 0 DP: 1 HBP: 0	WP: 0 PB: 0 SB: 2 CS: 0	PA: 37			
PITCHER	IP	WLS	BF	H	R	ER	SO	BB	IBB	HBP	BLK	WP	HR	S	P	ERA	WHIP								
28 Paul Maholm, L (1, 1) ERA: 4.76	6.0	W	27	7	1	1	3	3	0	0	0	0	0	69	116	1.50	1.667								
Damaso Marte, L (7, 1) ERA: 3.16	2.0		7	1	0	0	0	0	0	0	0	0	0	21	31	0.00	0.500								
55 Matt Capps, R (9, 1) ERA: 3.45	1.0		3	0	0	0	1	0	0	0	0	0	0	10	14	0.00	0.000								



Batter	1	2	3	4	5	6	7	8	9	AB	R	H	RBI	BB	SO	LOB	TOP								
José Bautista, R (1, 8) OBP: 0.361, SLG: 0.531										4	2	2	0	0	1	2									
2 Jack Wilson, R (1, 6) OBP: 0.296, SLG: 0.373										5	0	2	0	0	0	4									
Sean Casey, L (1, 3) OBP: 0.385, SLG: 0.437										4	1	0	1	1	1	3									
Jason Bay, R (1, 7) OBP: 0.395, SLG: 0.535										5	0	2	2	0	1	2									
12 Freddy Sanchez, R (1, 4) OBP: 0.395, SLG: 0.527										5	1	2	1	0	0	4									
Joe Randa, R (1, 5) OBP: 0.305, SLG: 0.367										5	0	3	1	0	0	2									
Craig Wilson, R (1, 9) 16 Salomon Torres, R (7, 1) Roberto Hernandez, R (8, 1) Jose Castillo, R (9, PH) OBP: 0.334, SLG: 0.451										4	0	2	1	0	1	2	AB 39								
26 Ronny Paulino, R (1, 2) OBP: 0.365, SLG: 0.408										3	1	0	0	1	1	3	R 6								
57 Zach Duke, L (1, 1) OBP: 0.278, SLG: 0.314 55 Matt Capps, R (6, 1) 13 Nate McLouth, L (7, PH) OBP: 0.297, SLG: 0.349										2	1	1	0	0	0	0	H 14								
Inning Stats	R: 0 E: 0 K: 2 S: 8	H: 0 LOB: 0 BB: 0 P: 12	R: 1 E: 0 K: 0 S: 12	H: 3 LOB: 1 BB: 0 P: 19	R: 1 E: 0 K: 0 S: 10	H: 3 LOB: 2 BB: 0 P: 15	R: 0 E: 0 K: 1 S: 14	H: 2 LOB: 2 BB: 0 P: 22	R: 1 E: 0 K: 0 S: 19	H: 3 LOB: 2 BB: 0 P: 30	R: 3 E: 1 K: 0 S: 22	H: 1 LOB: 2 BB: 2 P: 39	R: 0 E: 0 K: 1 S: 11	H: 0 LOB: 0 BB: 0 P: 18	R: 0 E: 0 K: 0 S: 6	H: 1 LOB: 0 BB: 0 P: 8	R: 0 E: 0 K: 1 S: 12	H: 1 LOB: 1 BB: 0 P: 16	1B: 12 2B: 2 3B: 0 HR: 0	SF: 0 SAC: 1 DP: 1 HBP: 1	WP: 0 PB: 0 SB: 0 CS: 0	PA: 43			
PITCHER	IP	WLS	BF	H	R	ER	SO	BB	IBB	HBP	BLK	WP	HR	S	P	ERA	WHIP								
Tom Glavine, L (1, 1) ERA: 3.43	5.0	B	27	11	5	4	3	1	0	0	0	0	0	69	109	7.20	2.400								
Aaron Heilman, R (6, 1) ERA: 4.4	2.0	B	9	1	1	0	1	1	0	1	0	0	0	27	46	0.00	1.000								
50 Duaner Sanchez, R (8, 1) ERA: 2.56	1.0	W	3	1	0	0	0	0	0	0	0	0	0	6	8	0.00	1.000								
13 Billy Wagner, L (9, 1) ERA: 2.33	1.0	S	4	1	0	0	1	0	0	0	0	0	0	12	16	0.00	1.000								

Pittsburgh Pirates @ New York Mets
Shea Stadium, Flushing, NY
Tue Jul 04 2006, 1:10 PM EDT
Att: 38,480 - Overcast - 89 F

AB	39
R	6
H	14
RBI	6
BB	2
SO	5
LOB	23

Batter	1	2	3	4	5	6	7	8	9	AB	R	H	RBI	BB	SO	LOB	BOTTOM								
7 José Reyes, S (1, 6) OBP: 0.355, SLG: 0.481										5	1	3	0	0	1	2									
Chris Woodward, R (1, 4) OBP: 0.314, SLG: 0.322 50 Duaner Sanchez, R (8, 1) 13 Billy Wagner, L (9, 1)										4	1	1	0	0	1	2									
15 Carlos Beltrán, S (1, 8) OBP: 0.390, SLG: 0.622										4	0	0	0	0	0	3									
21 Carlos Delgado, L (1, 3) OBP: 0.346, SLG: 0.525										3	2	1	0	1	0	1									
5 David Wright, R (1, 5) OBP: 0.390, SLG: 0.571										3	2	1	2	1	0	0									
Cliff Floyd, L (1, 7) OBP: 0.327, SLG: 0.392 10 Endy Chavez, L (6, 7)										2	0	0	0	0	2	2									
Xavier Nady, R (1, 9) OBP: 0.324, SLG: 0.481										4	0	3	3	0	0	1									
11 Ramon Castro, R (1, 2) OBP: 0.345, SLG: 0.406										3	0	1	1	1	1	1									
Tom Glavine, L (1, 1) OBP: 0.364, SLG: 0.259 Aaron Heilman, R (6, 1) 22 Jose Valentin, S (7, PH) OBP: 0.318, SLG: 0.506										2	0	0	0	0	1	2									
Inning Stats	R: 0 E: 0 K: 1 S: 7	H: 0 LOB: 0 BB: 0 P: 8	R: 0 E: 0 K: 1 S: 7	H: 0 LOB: 0 BB: 0 P: 11	R: 0 E: 0 K: 1 S: 9	H: 1 LOB: 0 BB: 0 P: 16	R: 4 E: 0 K: 1 S: 20	H: 6 LOB: 2 BB: 0 P: 28	R: 0 E: 0 K: 0 S: 3	H: 0 LOB: 1 BB: 1 P: 7	R: 0 E: 0 K: 1 S: 11	H: 1 LOB: 1 BB: 0 P: 17	R: 3 E: 0 K: 1 S: 23	H: 2 LOB: 2 BB: 3 P: 44	1B: 10 2B: 1 3B: 0 HR: 0	SF: 0 SAC: 0 DP: 2 HBP: 0	WP: 0 PB: 0 SB: 2 CS: 0	PA: 37							
PITCHER	IP	WLS	BF	H	R	ER	SO	BB	IBB	HBP	BLK	WP	HR	S	P	ERA	WHIP								
57 Zach Duke, L (1, 1) ERA: 5.01	0.2	H	1	0	0	0	0	0	0	0	0	0	0	1	1	0.00	0.000								
16 Salomon Torres, R (7, 1) ERA: 4.72	1.1	H	7	1	2	2	1	2	0	0	0	0	0	21	38	13.50	2.250								
Roberto Hernandez, R (8, 1) ERA: 2.63	0.2	L	5	2	1	1	1	1	0	0	0	0	0	13	23	13.50	4.500								

Pittsburgh Pirates @ New York Mets
Shea Stadium, Flushing, NY
Tue Jul 04 2006, 1:10 PM EDT
Att: 38,480 - Overcast - 89 F

AB	33
R	7
H	11
RBI	7
BB	4
SO	6
LOB	16

Batter	1	2	3	4	5	6	7	8	9	AB R H RBI BB SO LOB	TOP											
José Bautista, R (1, 8) OBP: 0.364, SLG: 0.527	4-0 BB		0-1 1B		0-3 K			1-3 K		3 0 1 0 1 2 1	Pittsburgh Pirates @ New York Mets Shea Stadium, Flushing, NY Wed Jul 05 2006, 7:10 PM EDT Att: 40,360 - Partly Cloudy - 73 F											
2 Jack Wilson, R (1, 6) OBP: 0.294, SLG: 0.368	2-2 L7		2-3 K			1-2 K		2-2 G4-3		4 0 0 0 0 2 2												
Sean Casey, L (1, 3) OBP: 0.388, SLG: 0.439	3-2 F8			1-2 G4-3		0-0 FC6-4 1B		0-0 FC6-4 1B		4 0 2 0 0 0 1												
Jason Bay, R (1, 7) OBP: 0.391, SLG: 0.528	1-3 K			0-1 F9		0-1 FC6-4 1-2		1-1 FC6-4 1-2		4 0 0 0 0 1 3												
12 Freddy Sanchez, R (1, 5) OBP: 0.393, SLG: 0.521		1-0 F7		4-2 BB		2-1 F8		1-2 F9		3 0 0 0 1 0 1												
Jeremy Burnitz, L (1, 9) OBP: 0.277, SLG: 0.421		2-2 F9		1-0 F9			3-1 G4-3		2-2 G1-3	4 0 0 0 0 0 1												
Jose Castillo, R (1, 4) OBP: 0.336, SLG: 0.452		1-3 K			1-1 SH3 1B		2-1 P6		1-2 26 1B	4 0 2 0 0 1 0												
26 Ronny Paulino, R (1, 2) OBP: 0.368, SLG: 0.409			3-3 K		2-2 P4		1-2 1B		2-2 FC5-4 1B	4 0 2 0 0 1 1												
Kip Wells, R (1, 1) OBP: 0.250, SLG: 0.250			1-2 K		0-0 SH3		1-2 G4-3		2-1 FC5-4 1-2	1 0 0 0 0 1 0												
13 Nate McLouth, L (7, PH) OBP: 0.295, SLG: 0.347					1-2 K					1 0 0 0 0 0 1												
34 John Grabow, L (7, 1) OBP: 0.303, SLG: 0.364										0 0 0 0 0 0 0												
Joe Randa, R (9, PH) OBP: 0.303, SLG: 0.364										1 0 0 0 0 0 2												
Inning Stats	R: 0 E: 0 K: 1 S: 10	H: 0 LOB: 1 BB: 1 P: 20	R: 0 E: 0 K: 1 S: 9	H: 0 LOB: 0 BB: 0 P: 13	R: 0 E: 0 K: 3 S: 11	H: 1 LOB: 1 BB: 0 P: 17	R: 0 E: 0 K: 0 S: 10	H: 0 LOB: 1 BB: 1 P: 16	R: 0 E: 0 K: 1 S: 10	H: 1 LOB: 1 BB: 0 P: 13	R: 0 E: 0 K: 1 S: 8	H: 1 LOB: 1 BB: 0 P: 11	R: 0 E: 0 K: 0 S: 10	H: 1 LOB: 1 BB: 0 P: 17	R: 0 E: 0 K: 1 S: 10	H: 1 LOB: 1 BB: 0 P: 14	R: 0 E: 0 K: 0 S: 18	H: 2 LOB: 2 BB: 0 P: 26	1B: 7 2B: 0 3B: 0 HR: 0	SF: 0 SAC: 1 DP: 0 HBP: 0	WP: 0 PB: 0 SB: 0 CS: 0	PA: 36
PITCHER	IP WLS BF H R ER SO BB IBB HBP BLK WP HR S P ERA WHIP																					
26 Orlando Hernandez, R (1, 1) ERA: 5.12	7.0 W 27 4 0 0 7 2 0 0 0 0 0 0 68 107 0.00 0.857																					
Chad Bradford, R (8, 1) ERA: 3.73	1.0 4 1 0 0 1 0 0 0 0 0 0 0 10 14 0.00 1.000																					
50 Duane Sanchez, R (9, 1) ERA: 2.51	1.0 5 2 0 0 0 0 0 0 0 0 0 0 18 26 0.00 2.000																					

AB 33
R 0
H 7
RBI 0
BB 2
SO 8
LOB 13



Batter	1	2	3	4	5	6	7	8	9	AB R H RBI BB SO LOB	BOTTOM									
7 José Reyes, S (1, 6) OBP: 0.354, SLG: 0.484	3-2 16 1B 3B		2-0 F8		1-2 G4-3		1-2 F9			4 1 1 0 0 0 0	Pittsburgh Pirates @ New York Mets Shea Stadium, Flushing, NY Wed Jul 05 2006, 7:10 PM EDT Att: 40,360 - Partly Cloudy - 73 F									
16 Paul Lo Duca, R (1, 2) OBP: 0.330, SLG: 0.399	1-0 HBP 15 22 2B 1B		3-2 G3		1-0 G5-3			1-2 G5-3		4 1 1 1 0 0 0										
15 Carlos Beltrán, S (1, 8) OBP: 0.391, SLG: 0.618	4-1 HBP 22 2B BB		0-0 F9		4-1 BB			1-1 G5-3		2 1 0 0 2 0 0										
21 Carlos Delgado, L (1, 3) OBP: 0.345, SLG: 0.520	1-3 K		4-2 BB		3-1 G6-3			0-3 K		3 0 0 0 1 2 3										
Cliff Floyd, L (1, 7) OBP: 0.327, SLG: 0.388	2-2 22 2B 10 WP HBP		3-3 K		0-0 G4-3					2 1 0 0 0 1 1										
22 Jose Valentin, S (1, 4) OBP: 0.319, SLG: 0.509	0-0 10 WP 10 1B 2B		2-0 F8		2-2 F8					3 1 1 2 0 0 1										
10 Endy Chavez, L (1, 9) OBP: 0.322, SLG: 0.406	2-1 CS 1B		0-2 G6-3		2-0 G3					3 0 1 1 0 0 0										
Chris Woodward, R (1, 5) OBP: 0.305, SLG: 0.312	0-3 K		0-1 G5-3		0-0 F9					3 0 0 0 0 1 1										
26 Orlando Hernandez, R (1, 1) OBP: 0.200, SLG: 0.208		0-2 G3		0-1 G5-3		1-2 K				2 0 0 0 0 0 0										
Eli Marrero, R (7, PH) OBP: 0.344, SLG: 0.506										1 0 0 0 0 1 0										
Chad Bradford, R (8, 1) ERA: 3.73										0 0 0 0 0 0 0										
50 Duane Sanchez, R (9, 1) ERA: 2.51										0 0 0 0 0 0 0										
Inning Stats	R: 5 E: 0 K: 2 S: 17	H: 4 LOB: 1 BB: 1 P: 30	R: 0 E: 0 K: 0 S: 7	H: 0 LOB: 0 BB: 0 P: 12	R: 0 E: 0 K: 1 S: 12	H: 0 LOB: 1 BB: 1 P: 21	R: 0 E: 0 K: 0 S: 7	H: 0 LOB: 0 BB: 0 P: 7	R: 0 E: 0 K: 0 S: 8	H: 0 LOB: 1 BB: 1 P: 17	R: 0 E: 0 K: 0 S: 8	H: 0 LOB: 0 BB: 0 P: 12	R: 0 E: 0 K: 1 S: 7	H: 0 LOB: 0 BB: 0 P: 9	R: 0 E: 0 K: 1 S: 8	H: 0 LOB: 0 BB: 0 P: 10	1B: 2 2B: 2 3B: 1 HR: 0	SF: 0 SAC: 0 DP: 1 HBP: 1	WP: 1 PB: 0 SB: 0 CS: 1	PA: 31
PITCHER	IP WLS BF H R ER SO BB IBB HBP BLK WP HR S P ERA WHIP																			
Kip Wells, R (1, 1) ERA: 12.42	6.0 L 25 4 5 5 3 3 0 0 1 0 0 0 15 19 7.50 1.167																			
34 John Grabow, L (7, 1) ERA: 5.24	2.0 6 0 0 0 2 0 0 0 0 0 0 0 15 19 0.00 0.000																			



Batter	1	2	3	4	5	6	7	8	9	AB	R	H	RBI	BB	SO	LOB	TOP					
13 Nate McLouth, L OBP: 0.309, SLG: 0.372										3	2	2	0	0	1	0						
2 Jack Wilson, R OBP: 0.296, SLG: 0.372										4	0	1	0	0	0	3						
Sean Casey, L OBP: 0.374, SLG: 0.423										3	1	0	1	0	0	2						
Jason Bay, R OBP: 0.390, SLG: 0.525										4	0	1	1	0	1	1						
12 Freddy Sanchez, R OBP: 0.401, SLG: 0.530										2	0	0	1	1	0	0						
Jose Bautista, R OBP: 0.358, SLG: 0.511										4	0	2	0	0	0	1						
Jose Castillo, R OBP: 0.333, SLG: 0.443										4	0	1	0	0	0	1						
26 Ronny Paulino, R OBP: 0.356, SLG: 0.395										4	0	0	0	0	0	3						
45 Ian Snell, R OBP: 0.115, SLG: 0.042										2	0	0	0	1	0	0						
Damaso Marte, L Michael Gonzalez, R										0	0	0	0	0	0	0						
Inning Stats	R: 2 E: 1 K: 0 S: 19	H: 2 LOB: 1 BB: 0 P: 27	R: 0 E: 0 K: 0 S: 11	H: 1 LOB: 2 BB: 1 P: 17	R: 0 E: 0 K: 1 S: 8	H: 0 LOB: 0 BB: 0 P: 13	R: 0 E: 0 K: 0 S: 6	H: 1 LOB: 0 BB: 0 P: 7	R: 1 E: 0 K: 0 S: 9	H: 1 LOB: 1 BB: 0 P: 14	R: 0 E: 0 K: 0 S: 6	H: 0 LOB: 0 BB: 0 P: 10	R: 0 E: 0 K: 1 S: 7	H: 0 LOB: 0 BB: 0 P: 7	R: 0 E: 0 K: 0 S: 5	H: 0 LOB: 1 BB: 1 P: 10	R: 0 E: 0 K: 0 S: 12	H: 2 LOB: 1 BB: 1 P: 21	1B: 5 2B: 2 3B: 0 HR: 0	SF: 2 SAC: 0 DP: 2 HBP: 1	WP: 0 PB: 0 SB: 0 CS: 0	PA: 35
PITCHER	IP WLS BF H R ER SO BB IBB HBP BLK WP HR S P ERA WHIP																					
21 Jon Lieber, R ERA: 5.47	(1, 1) 7.0 L 28 5 3 2 2 1 0 1 0 0 0 0 0 66 95 2.57 0.857																					
Rick White, R ERA: 6.09	(8, 1) 2.0 7 2 0 0 0 1 0 0 0 0 0 0 17 31 0.00 1.500																					

Pittsburgh Pirates @ Philadelphia Phillies
Citizens Bank Park, Philadelphia, PA
Fri Jul 07 2006, 7:05 PM EDT
Att: 45,025 - Partly Cloudy - 79 F

AB 30
R 3
H 7
RBI 3
BB 2
SO 2
LOB 11

Batter	1	2	3	4	5	6	7	8	9	AB	R	H	RBI	BB	SO	LOB	BOTTOM					
11 Jimmy Rollins, S OBP: 0.323, SLG: 0.424										3	1	2	0	1	0	0						
26 Chase Utley, L OBP: 0.373, SLG: 0.522										4	0	1	1	0	1	3						
Bobby Abreu, L OBP: 0.441, SLG: 0.464										1	0	0	1	2	1	1						
6 Ryan Howard, L OBP: 0.345, SLG: 0.590										4	0	0	0	0	3	3						
Aaron Rowand, R OBP: 0.309, SLG: 0.432										4	0	0	0	0	2	2						
David Dellucci, L OBP: 0.351, SLG: 0.594										3	0	0	0	0	0	2						
Pat Burrell, R OBP: 0.374, SLG: 0.508										1	0	0	0	0	1	0						
David Bell, R OBP: 0.331, SLG: 0.356										4	1	1	0	0	0	0						
27 Chris Coste, R OBP: 0.289, SLG: 0.324										3	0	0	0	0	0	1						
21 Jon Lieber, L										1	0	0	0	0	1	0						
8 Shane Victorino, S Rick White, R										0	0	0	0	0	0	0						
Inning Stats	R: 0 E: 0 K: 1 S: 9	H: 1 LOB: 1 BB: 0 P: 11	R: 0 E: 0 K: 1 S: 5	H: 0 LOB: 0 BB: 0 P: 5	R: 0 E: 1 K: 1 S: 15	H: 0 LOB: 1 BB: 0 P: 20	R: 0 E: 0 K: 2 S: 9	H: 0 LOB: 1 BB: 1 P: 15	R: 1 E: 0 K: 0 S: 8	H: 2 LOB: 2 BB: 1 P: 16	R: 0 E: 0 K: 1 S: 9	H: 0 LOB: 1 BB: 1 P: 17	R: 0 E: 0 K: 0 S: 7	H: 0 LOB: 0 BB: 0 P: 9	R: 1 E: 0 K: 2 S: 15	H: 1 LOB: 0 BB: 0 P: 21	R: 0 E: 0 K: 1 S: 8	H: 0 LOB: 0 BB: 0 P: 11	1B: 2 2B: 2 3B: 0 HR: 0	SF: 1 SAC: 1 DP: 0 HBP: 0	WP: 1 PB: 1 SB: 2 CS: 0	PA: 34
PITCHER	IP WLS BF H R ER SO BB IBB HBP BLK WP HR S P ERA WHIP																					
45 Ian Snell, R ERA: 4.74	(1, 1) 7.0 W 27 3 1 1 6 3 0 0 0 0 1 0 62 93 1.29 0.857																					
Damaso Marte, L ERA: 2.97	(8, 1) 1.0 H 4 1 1 0 2 0 0 0 0 0 1 0 15 21 0.00 1.000																					
Michael Gonzalez, L ERA: 2.6	(8, 1) 1.0 S 3 0 0 0 1 0 0 0 0 0 0 0 8 11 0.00 0.000																					

Pittsburgh Pirates @ Philadelphia Phillies
Citizens Bank Park, Philadelphia, PA
Fri Jul 07 2006, 7:05 PM EDT
Att: 45,025 - Partly Cloudy - 79 F

AB 29
R 2
H 4
RBI 2
BB 3
SO 9
LOB 12

Batter	1	2	3	4	5	6	7	8	9	AB	R	H	RBI	BB	SO	LOB	TOP										
José Bautista, R OBP: 0.354, SLG: 0.503 (1, 8)	G5-3		G6-3				F7		K	5	0	1	0	0	1	2	Pittsburgh Pirates @ Philadelphia Phillies Citizens Bank Park, Philadelphia, PA Sat Jul 08 2006, 7:05 PM EDT Att: 37,462 - Partly Cloudy - 78 F										
2 Jack Wilson, R OBP: 0.294, SLG: 0.369 (1, 6)	G6-3		G4-3			P4			G5-3	5	0	1	0	0	0	2											
Sean Casey, L OBP: 0.377, SLG: 0.422 (1, 3)										3	0	1	0	1	0	2											
Jason Bay, R OBP: 0.388, SLG: 0.530 (1, 7)										4	1	1	1	0	2	4											
12 Freddy Sanchez, R OBP: 0.399, SLG: 0.526 (1, 5)										4	0	1	0	0	1	0											
Craig Wilson, R OBP: 0.353, SLG: 0.493 (1, 9)										4	0	0	0	0	1	1											
Jose Castillo, R OBP: 0.335, SLG: 0.445 (1, 4)										3	1	1	0	0	2	0											
26 Ronny Paulino, R OBP: 0.360, SLG: 0.396 (1, 2)										4	0	2	1	0	0	2											
28 Paul Maholm, L OBP: 0.212, SLG: 0.161 (5, PH)										1	0	0	0	0	0	1											
13 Nate McLouth, L OBP: 0.327, SLG: 0.371 (5, 1)										0	0	0	0	0	0	0											
Joe Randa, R OBP: 0.340, SLG: 0.371 (7, PH)										0	0	0	0	0	0	0											
16 Salomon Torres, R OBP: 0.348, SLG: 0.371 (7, 1)										0	0	0	0	0	0	0											
55 Matt Capps, R OBP: 0.277, SLG: 0.419 (8, 1)										0	0	0	0	0	0	0											
Jeromy Bumbitz, L OBP: 0.277, SLG: 0.419 (9, PH)										1	0	0	0	0	0	1											
Inning Stats	R: 0 E: 0 K: 1 S: 7	H: 0 LOB: 1 BB: 1 P: 18	R: 1 E: 0 K: 2 S: 12	H: 2 LOB: 1 BB: 0 P: 17	R: 0 E: 0 K: 1 S: 11	H: 1 LOB: 1 BB: 0 P: 17	R: 0 E: 0 K: 1 S: 7	H: 0 LOB: 0 BB: 0 P: 11	R: 0 E: 0 K: 0 S: 12	H: 1 LOB: 1 BB: 0 P: 17	R: 1 E: 0 K: 1 S: 17	H: 2 LOB: 2 BB: 0 P: 27	R: 0 E: 1 K: 0 S: 8	H: 1 LOB: 2 BB: 0 P: 13	R: 0 E: 0 K: 1 S: 8	H: 0 LOB: 0 BB: 0 P: 12	R: 0 E: 0 K: 1 S: 12	H: 1 LOB: 1 BB: 0 P: 21	1B: 6 2B: 1 3B: 0 HR: 1	SF: 0 SAC: 0 DP: 0 HBP: 1	WP: 0 PB: 0 SB: 1 CS: 0	PA: 38					
PITCHER	IP	WLS	BF	H	R	ER	SO	BB	IBB	HBP	BLK	WP	HR	S	P	ERA	WHIP										
Cory Lidle, R ERA: 4.95 (1, 1)	6.0	W	26	6	2	2	6	1	0	1	0	0	1	66	107	3.00	1.167										
Ryan Franklin, R ERA: 4.05 (7, 1)	0.1		3	1	0	0	0	0	0	0	0	0	0	5	9	0.00	3.000										
Rheal Cormier, L ERA: 1.16 (7, 1)	0.1	H	1	0	0	0	0	0	0	0	0	0	0	1	2	0.00	0.000										
Geoff Geary, R ERA: 3.4 (7, 1)	1.1	H	4	0	0	0	1	0	0	0	0	0	0	10	14	0.00	0.000										
45 Tom Gordon, R ERA: 2.17 (9, 1)	1.0		4	1	0	0	1	0	0	0	0	0	0	12	21	0.00	1.000										

AB 36
R 2
H 8
RBI 2
BB 1
SO 8
LOB 15



Batter	1	2	3	4	5	6	7	8	9	AB	R	H	RBI	BB	SO	LOB	BOTTOM										
11 Jimmy Rollins, S OBP: 0.319, SLG: 0.418 (1, 6)	G6-3	G1-3		G4-3			F9		F9	5	0	0	0	0	0	1	Pittsburgh Pirates @ Philadelphia Phillies Citizens Bank Park, Philadelphia, PA Sat Jul 08 2006, 7:05 PM EDT Att: 37,462 - Partly Cloudy - 78 F										
26 Chase Utley, L OBP: 0.376, SLG: 0.526 (1, 4)										5	1	3	0	0	0	0											
Bobby Abreu, L OBP: 0.442, SLG: 0.463 (1, 9)										3	1	1	0	1	1	3											
Pat Burrell, R OBP: 0.376, SLG: 0.506 (7, PR)										3	1	1	1	1	1	2											
29 Chris Roberson, S OBP: 0.059, SLG: 0.059 (8, 7)										0	0	0	0	0	0	0											
6 Ryan Howard, L OBP: 0.341, SLG: 0.582 (1, 3)										4	0	0	0	0	2	3											
Aaron Rowand, R OBP: 0.316, SLG: 0.433 (1, 8)										2	2	1	1	1	0	0											
David Bell, R OBP: 0.333, SLG: 0.362 (1, 5)										4	1	2	1	0	0	2											
27 Chris Coste, R OBP: 0.333, SLG: 0.350 (1, 2)										3	0	2	3	1	1	2											
Cory Lidle, R OBP: 0.143, SLG: 0.165 (5, PH)										2	0	0	0	0	0	3											
Abraham Nunez, S OBP: 0.176, SLG: 0.204 (7, 1)										1	0	0	0	0	0	1											
Ryan Franklin, R ERA: 4.95 (7, 1)										0	0	0	0	0	0	0											
Rheal Cormier, L ERA: 1.16 (7, 1)										0	0	0	0	0	0	0											
Geoff Geary, R OBP: 0.340, SLG: 0.371 (7, PH)										0	0	0	0	0	0	0											
David Dellucci, L OBP: 0.348, SLG: 0.396 (8, PH)										0	0	0	0	0	1	0											
45 Tom Gordon, R ERA: 2.17 (9, 1)										1	0	0	0	0	0	0											
Inning Stats	R: 4 E: 0 K: 1 S: 24	H: 6 LOB: 2 BB: 0 P: 33	R: 0 E: 0 K: 1 S: 9	H: 1 LOB: 0 BB: 0 P: 14	R: 2 E: 0 K: 0 S: 14	H: 2 LOB: 0 BB: 1 P: 24	R: 0 E: 0 K: 0 S: 7	H: 0 LOB: 1 BB: 1 P: 12	R: 0 E: 0 K: 2 S: 10	H: 1 LOB: 2 BB: 1 P: 14	R: 0 E: 0 K: 2 S: 11	H: 1 LOB: 2 BB: 1 P: 18	R: 0 E: 0 K: 1 S: 11	H: 0 LOB: 2 BB: 1 P: 17	R: 0 E: 0 K: 1 S: 11	H: 0 LOB: 0 BB: 0 P: 16	1B: 8 2B: 2 3B: 0 HR: 0	SF: 0 SAC: 0 DP: 1 HBP: 1	WP: 0 PB: 0 SB: 0 CS: 0	PA: 38							
PITCHER	IP	WLS	BF	H	R	ER	SO	BB	IBB	HBP	BLK	WP	HR	S	P	ERA	WHIP										
28 Paul Maholm, L ERA: 5.1 (1, 1)	4.0	L	22	9	6	6	2	2	0	0	0	0	0	21	32	0.00	1.000										
34 John Grabow, L ERA: 4.95 (5, 1)	2.0		8	1	0	0	3	1	0	0	0	0	0	11	17	0.00	1.000										
16 Salomon Torres, R ERA: 4.63 (7, 1)	1.0		5	0	0	0	1	1	0	1	0	0	0	11	16	0.00	0.000										
55 Matt Capps, R ERA: 3.26 (8, 1)	1.0		3	0	0	0	1	0	0	0	0	0	0	11	16	0.00	0.000										

AB 33
R 6
H 10
RBI 6
BB 4
SO 7
LOB 17



Batter	1	2	3	4	5	6	7	8	9	AB	R	H	RBI	BB	SO	LOB	TOP				
José Bautista, R OBP: 0.360, SLG: 0.503	4-2 13 1B SF7	2-3 K2-3		3-2 1B			2-2 12 FC6-4 1B		0-2 P2	4	1	2	0	1	1	2					
13 Nate McLouth, L OBP: 0.305, SLG: 0.366	3-2 12 S 1B		1-3 K	0-2 G1-3			1-2 F7		1-1 F8	5	1	1	0	0	1	4					
12 Freddy Sanchez, R OBP: 0.396, SLG: 0.520	0-3 K		0-1 2B G6-3	1B			0-2 FC6-4		0-0 G5-3	5	1	1	0	0	1	4					
Jason Bay, R OBP: 0.389, SLG: 0.538	1-2 SF7		0-1 1-3 2B				3-3 K		3-2 FC5 2B	3	0	2	1	0	1	0					
Michael Gonzalez, R (8, 1)	3-H 1B		2-2 G6-3				1-0 P6		0-1 FC6-4 FC5 1B	4	0	2	2	0	0	1					
Joe Randa, R OBP: 0.310, SLG: 0.375	0-1 2H 1B		2-3 3-H K				1-1 F8		1-1 FC5 FC6-4	4	0	0	0	0	2	4					
Craig Wilson, R OBP: 0.347, SLG: 0.485	2-3 K		1-3 K				0-0 G6-3		0-0 FC6-4 FC5 1B	4	0	1	0	0	0	2					
Jose Castillo, R OBP: 0.334, SLG: 0.443		0-0 F8		2-2 1B			1-3 K		2-2 FC6-4 FC5 1B	3	0	0	0	1	1	3					
11 Humberto Cota, R OBP: 0.288, SLG: 0.233		4-2 BB		3-2 F7			1-2 F8		2-2 FC6-4	2	0	0	0	0	1	2					
57 Zach Duke, L OBP: 0.283, SLG: 0.297	1-0 F		1-3 K				1-2 F8		2-2 1B	2	0	0	0	0	1	2					
55 Matt Capps, R (6, 1)										0	0	0	0	0	0	0					
2 Jack Wilson, R OBP: 0.293, SLG: 0.368										1	0	0	0	0	0	0					
Roberto Hernandez, R (7, 1)										0	0	0	0	0	0	0					
José Hernández, R OBP: 0.296, SLG: 0.380										1	0	1	0	0	0	0					
Inning Stats	R: 2 E: 0 K: 2 S: 20	H: 2 LOB: 1 BB: 1 P: 30	R: 0 E: 0 K: 1 S: 8	H: 0 LOB: 1 BB: 1 P: 15	R: 1 E: 0 K: 2 S: 14	H: 2 LOB: 1 BB: 0 P: 18	R: 0 E: 0 K: 1 S: 17	H: 2 LOB: 0 BB: 0 P: 26	R: 0 E: 0 K: 1 S: 6	H: 0 LOB: 0 BB: 0 P: 10	R: 0 E: 0 K: 1 S: 6	H: 0 LOB: 0 BB: 0 P: 8	R: 0 E: 0 K: 0 S: 13	H: 1 LOB: 1 BB: 0 P: 17	R: 0 E: 0 K: 0 S: 11	H: 2 LOB: 2 BB: 0 P: 17	R: 0 E: 0 K: 0 S: 11	H: 1 LOB: 1 BB: 0 P: 14	1B: 8 2B: 2 3B: 0 HR: 0	SF: 1 SAC: 0 DP: 0 HBP: 0	WP: 0 PA: 39 PB: 0 SB: 1 CS: 0
PITCHER	IP WLS BF H R ER SO BB IBB HBP BLK WP HR S P ERA WHIP	IP WLS BF H R ER SO BB IBB HBP BLK WP HR S P ERA WHIP																			
35 Cole Hamels, L ERA: 5.44	5.0 W 23 6 3 3 7 2 0 0 0 0 0 65 99 5.40 1.600																				
Ryan Franklin, R ERA: 3.89	2.0 H 7 1 0 0 1 0 0 0 0 0 0 19 25 0.00 0.500																				
Geoff Geary, R ERA: 3.33	1.0 5 2 0 0 0 0 0 0 0 0 0 0 11 17 0.00 2.000																				
Rick White, R ERA: 5.91	1.0 4 1 0 0 0 0 0 0 0 0 0 0 11 14 0.00 1.000																				

Pittsburgh Pirates @ Philadelphia Phillies
Citizens Bank Park, Philadelphia, PA
Sun Jul 09 2006, 1:35 PM EDT
Att: 32,527 - Sunny - 80 F

AB 36
R 3
H 10
RBI 3
BB 2
SO 8
LOB 22



Batter	1	2	3	4	5	6	7	8	9	AB	R	H	RBI	BB	SO	LOB	BOTTOM			
11 Jimmy Rollins, S OBP: 0.323, SLG: 0.421	2-2 26 2B	1-3 K		4-0 26 1B			1-2 1B 2B		2-1 E7 1B	4	2	2	0	1	1	2				
26 Chase Utley, L OBP: 0.376, SLG: 0.527	1-2 1B FC5-4 2B	0-1 F8		1-1 1B			3-2 P5		2-1 G3	5	1	2	1	0	0	5				
Bobby Abreu, L OBP: 0.447, SLG: 0.467	2-2 FC5-4 1B		0-0 S 2B	1-2 L4			1-2 2B 27 1B		4-0 IBB	4	2	3	0	1	0	2				
Pat Burrell, R OBP: 0.376, SLG: 0.508	0-1 F9		0-1 F8				0-0 27 1B		2-2 K	5	2	2	1	0	1	6				
Geoff Geary, R OBP: 0.333, SLG: 0.667							1-3 27 E		2-3 K	0	0	0	0	0	0	0				
Rick White, R (9, 1)							3-H 2B			0	0	0	0	0	0	0				
Aaron Rowand, R OBP: 0.317, SLG: 0.434	1-1 FC5-4 FC6-4		3-2 WP 2B				4-0 27 1B		0-0 G6-3	4	1	1	2	1	0	3				
27 Chris Coste, R OBP: 0.340, SLG: 0.356	1-0 FC6-4		1-0 P3				1-2 SF7 BB		1-1 E1	5	0	2	2	0	1	2				
David Bell, R OBP: 0.334, SLG: 0.362			0-0 G5-3 1B				0-1 SF7		1-1 L5	3	0	1	1	1	0	2				
Abraham Nunez, S OBP: 0.168, SLG: 0.194	1-2 G5-3		1-2 G4-3				3-H FC4-6 1B		1-1 E	5	0	0	0	0	1	3				
35 Cole Hamels, L ERA: 5.17	4.0 3 0 0 0 0 0 0 0 0 0 0 0 67 102 8.44 2.438																			
55 Matt Capps, R ERA: 3.21	0.2 4 2 1 0 0 0 0 0 0 0 0 0 11 15 0.00 3.000																			
Roberto Hernandez, R ERA: 2.26	1.0 6 2 0 0 1 0 1 0 0 0 0 0 9 19 0.00 2.000																			
Michael Gonzalez, L ERA: 2.52	1.0 4 0 0 0 2 1 0 0 0 0 0 0 8 16 0.00 1.000																			
Inning Stats	R: 2 E: 1 K: 0 S: 16	H: 2 LOB: 1 BB: 0 P: 23	R: 0 E: 0 K: 1 S: 14	H: 1 LOB: 2 BB: 1 P: 20	R: 1 E: 0 K: 0 S: 10	H: 2 LOB: 1 BB: 0 P: 16	R: 0 E: 0 K: 0 S: 7	H: 1 LOB: 2 BB: 1 P: 13	R: 2 E: 0 K: 1 S: 10	H: 2 LOB: 1 BB: 1 P: 15	R: 3 E: 1 K: 0 S: 21	H: 4 LOB: 1 BB: 0 P: 30	R: 0 E: 1 K: 1 S: 9	H: 2 LOB: 3 BB: 1 P: 19	R: 0 E: 0 K: 2 S: 8	H: 0 LOB: 1 BB: 1 P: 16	1B: 10 2B: 4 3B: 0 HR: 0	SF: 1 SAC: 0 DP: 0 HBP: 0	WP: 1 PA: 44 PB: 0 SB: 1 CS: 0	
PITCHER	IP WLS BF H R ER SO BB IBB HBP BLK WP HR S P ERA WHIP	IP WLS BF H R ER SO BB IBB HBP BLK WP HR S P ERA WHIP																		
57 Zach Duke, L ERA: 5.17	5.1 L 30 10 7 5 2 3 0 0 0 0 0 11 15 0.00 3.000																			
Roberto Hernandez, R ERA: 2.26	1.0 6 2 0 0 1 0 1 0 0 0 0 0 9 19 0.00 2.000																			
Michael Gonzalez, L ERA: 2.52	1.0 4 0 0 0 2 1 0 0 0 0 0 0 8 16 0.00 1.000																			

Pittsburgh Pirates @ Philadelphia Phillies
Citizens Bank Park, Philadelphia, PA
Sun Jul 09 2006, 1:35 PM EDT
Att: 32,527 - Sunny - 80 F

AB 38
R 8
H 14
RBI 7
BB 5
SO 5
LOB 26



Batter	1	2	3	4	5	6	7	8	9	AB R H RBI BB SO LOB	TOP																
Alfonso Soriano, R OBP: 0.391, SLG: 0.568	0-0 HR	4-0 IBB		2-3 K		2-1 FC3-6 1B	4-0 IBB		4-2 S BB	3 1 2 1 3 1 0	Washington Nationals @ Pittsburgh Pirates PNC Park, Pittsburgh, PA Sat Jul 15 2006, 7:05 PM EDT Att: 32,626 - Partly Cloudy - 80 F livebaseballscores.com AB 37 R 6 H 13 RBI 6 BB 8 SO 10 LOB 26																
Felipe Lopez, S OBP: 0.356, SLG: 0.387	4-0 CS BB	1-3 K		4-2 1B BB		0-0 FC3-6 1B	2-3 K		3-3 K	4 0 1 0 2 3 7																	
Jose Vidro, S OBP: 0.362, SLG: 0.410	3-2 G1-3	2-2 F7		0-0 FC6-4 1B		1-2 FC3-6		1-0 11 1B 2B		5 1 2 0 0 0 6																	
24 Nick Johnson, L OBP: 0.420, SLG: 0.538	2-3 K		3-1 SH5-3 1B 2B	2-1 F5		1-2 G4-3		3-2 G1-3		5 1 1 0 0 1 5																	
11 Ryan Zimmerman, R OBP: 0.352, SLG: 0.480		2-2 2B	0-0 SH5-3	0-1 FC6-4		1-1 G4-3		1-1 25 G2-3 1B		4 1 2 1 0 0 2																	
25 Austin Kearns, R OBP: 0.352, SLG: 0.483		4-0 2B BB	4-2 1B BB		1-3 K	1-3 K		0-0 G2-3		3 1 0 0 2 2 1																	
Jose Guillen, R OBP: 0.401	0-1 SH2-4 1-H 2-H	3-2 P6		1-2 G6-3		1-1 1B 44 1B		1-1 L7		5 1 2 2 0 0 3																	
Luis Matos, R OBP: 0.278, SLG: 0.331										0 0 0 0 0 0 0																	
Brian Schneider, L OBP: 0.307, SLG: 0.309	4-1 SH2-4 BB	1-1 1B		3-3 K		2-2 44 E 44 1B		0-1 F7		4 0 2 1 1 1 0																	
Pedro Astacio, R Mike Stanton, L Kevin Gnyboski, R 44 Alex Escobar, R 59 Micah Bowie, L Roy Corcoran, R	0-1 SH2-4	0-3 K		0-0 G1-3		2-2 E6		1-3 K		2 0 0 0 0 0 1 2																	
Inning Stats	R: 1 E: 0 K: 1 S: 11	H: 1 LOB: 0 BB: 1 P: 20	R: 2 E: 0 K: 1 S: 16	H: 2 LOB: 3 BB: 3 P: 33	R: 1 E: 0 K: 1 S: 16	H: 2 LOB: 2 BB: 1 P: 27	R: 0 E: 0 K: 1 S: 11	H: 1 LOB: 2 BB: 1 P: 19	R: 0 E: 0 K: 2 S: 10	H: 0 LOB: 0 BB: 0 P: 15	R: 0 E: 0 K: 0 S: 12	H: 2 LOB: 2 BB: 0 P: 16	R: 1 E: 1 K: 2 S: 19	H: 3 LOB: 3 BB: 1 P: 32	R: 1 E: 0 K: 0 S: 9	H: 2 LOB: 1 BB: 0 P: 15	R: 0 E: 0 K: 2 S: 10	H: 0 LOB: 1 BB: 1 P: 18	1B: 8 2B: 4 3B: 0 HR: 1	SF: 0 SAC: 2 DP: 0 HBP: 0	WP: 0 PB: 0 SB: 1 CS: 1	PA: 47					
PITCHER	IP WLS BF H R ER SO BB IBB HBP BLK WP HR S P ERA WHIP											PITCHER	IP WLS BF H R ER SO BB IBB HBP BLK WP HR S P ERA WHIP														
45 Ian Snell, R ERA: 4.85	5.0	26	6	4	4	6	5	1	0	0	0	0	1	64	114	7.20	2.200										
55 Matt Capps, R ERA: 3.26	1.2	8	3	1	1	1	0	0	0	0	0	0	0	20	27	5.40	1.800										
Damaso Marte, L ERA: 2.97	0.0	B	3	2	0	0	0	1	0	0	0	0	0	8	16	∞	∞										
16 Salomon Torres, R ERA: 4.5	0.1	1	0	0	0	1	0	0	0	0	0	0	0	3	5	0.00	0.000										
Roberto Hernandez, R ERA: 2.9	1.0	5	2	1	1	0	0	0	0	0	0	0	0	9	15	9.00	2.000										

Batter	1	2	3	4	5	6	7	8	9	AB R H RBI BB SO LOB	BOTTOM																
13 Nate McLouth, L OBP: 0.302, SLG: 0.362	0-3 K	0-1 G4-3		3-3 K		0-0 G4-3		1-0 SH1-4		4 0 0 0 0 2 2	Washington Nationals @ Pittsburgh Pirates PNC Park, Pittsburgh, PA Sat Jul 15 2006, 7:05 PM EDT Att: 32,626 - Partly Cloudy - 80 F livebaseballscores.com AB 36 R 7 H 14 RBI 7 BB 6 SO 6 LOB 20																
2 Jack Wilson, R OBP: 0.302, SLG: 0.379	1-0 12 2B 1B		4-1 12 2B BB		1-2 F9	0-0 1B		2-1 SF8		3 2 2 2 1 0 0																	
12 Freddy Sanchez, R OBP: 0.396, SLG: 0.526	0-1 1B	1-3 2B	1-1 1-H 2B		0-2 G1-3	3-H 1-3 K		0-1 G1-3		5 1 2 1 0 1 1																	
Jason Bay, R OBP: 0.396, SLG: 0.541	2-0 G1-3 BB		0-0 F9		4-1 1B BB			2-3 K		3 1 1 2 2 1 1																	
Sean Casey, L OBP: 0.395, SLG: 0.436	4-1 G1-3 BB		4-0 G5-4-3 IBB		1-1 1B			0-1 BB		3 0 3 0 2 0 0																	
Jose Castillo, R OBP: 0.307, SLG: 0.439	0-0 G1-3		2-0 G5-4-3		2-1 F8			0-3 K		3 0 0 0 0 0 0 6																	
55 Matt Capps, R Damaso Marte, L 16 Salomon Torres, R Craig Wilson, R Roberto Hernandez, R Michael Gonzalez, R Jose Hernandez, R	1-2 2-3									0 0 0 0 0 0 0 0																	
Jose Bautista, R OBP: 0.368, SLG: 0.518	2-2 F9		1-0 L6		1-1 2B 1B			4-2 1B BB		4 1 1 0 1 1 5																	
26 Ronny Paulino, R OBP: 0.359, SLG: 0.398		1-1 F8		2-1 45 G3-1 1B		1-1 F9		1-2 F9		5 0 2 1 0 0 3																	
45 Ian Snell, R OBP: 0.107, SLG: 0.038	0-0 G3-1		3-2 G3-1		1-2 SAFE 13 G4-3 2 1B 2B			1-2 SAFE 13 SH1-4 2 SF8 2B		2 0 0 0 0 0 1																	
Joe Randa, R OBP: 0.318, SLG: 0.398										2 2 2 1 0 0 0																	
Inning Stats	R: 2 E: 0 K: 1 S: 12	H: 3 LOB: 2 BB: 1 P: 21	R: 0 E: 0 K: 0 S: 5	H: 0 LOB: 0 BB: 0 P: 6	R: 1 E: 0 K: 0 S: 5	H: 1 LOB: 2 BB: 2 P: 16	R: 0 E: 0 K: 1 S: 11	H: 1 LOB: 1 BB: 0 P: 20	R: 0 E: 0 K: 0 S: 12	H: 1 LOB: 2 BB: 1 P: 20	R: 2 E: 0 K: 1 S: 14	H: 3 LOB: 1 BB: 0 P: 18	R: 0 E: 0 K: 2 S: 16	H: 1 LOB: 2 BB: 1 P: 23	R: 1 E: 0 K: 0 S: 8	H: 1 LOB: 0 BB: 0 P: 12	R: 1 E: 0 K: 1 S: 13	H: 3 LOB: 3 BB: 1 P: 22	1B: 10 2B: 4 3B: 0 HR: 0	SF: 1 SAC: 1 DP: 1 HBP: 0	WP: 0 PB: 0 SB: 0 CS: 0	PA: 44					
PITCHER	IP WLS BF H R ER SO BB IBB HBP BLK WP HR S P ERA WHIP											PITCHER	IP WLS BF H R ER SO BB IBB HBP BLK WP HR S P ERA WHIP														
Pedro Astacio, R ERA: 6.43	5.1	27	8	5	5	2	3	1	0	0	0	0	0	1	1	0.00	0.000										
Mike Stanton, L ERA: 4.65	0.1	1	0	0	0	0	0	0	0	0	0	0	0	1	1	0.00	0.000										
Kevin Gnyboski, R ERA:	0.1	2	1	0	0	1	0	0	0	0	0	0	0	4	5	0.00	3.000										
59 Micah Bowie, L ERA: 1.8	1.1	7	2	1	1	2	1	0	0	0	0	0	0	20	29	6.75	2.250										
Roy Corcoran, R ERA: 9.0	1.0	L	7	3	1	1	1	0	0	0	0	0	0	17	28	9.00	4.000										

Batter	1	2	3	4	5	6	7	8	9	AB	R	H	RBI	BB	SO	LOB	TOP								
Jamey Carroll, R (1,4) OBP: 0.388, SLG: 0.424	G6-3		G5-3		L6		G5-3			4	0	0	0	0	0	0	Colorado Rockies @ Pittsburgh Pirates PNC Park, Pittsburgh, PA Mon Jul 17 2006, 7:05 PM EDT Att: 18,835 - Clear - 86 F								
12 Clint Barmes, R (1,6) OBP: 0.266, SLG: 0.349	G5-3		HR		G6-3		K			4	1	1	1	0	1	0									
17 Todd Helton, L (1,3) OBP: 0.417, SLG: 0.489	G4-3		1B		L8			27 2B BB	3	0	1	0	1	0	0	0									
5 Matt Holliday, R (1,7) OBP: 0.381, SLG: 0.572		27 2B 1B	K		11 FC3-6 27 1B 1B			K	4	0	2	0	0	2	2	2									
27 Garrett Atkins, R (1,5) OBP: 0.389, SLG: 0.505		1B	F8		11 FC3-6 1B			2B	4	0	3	0	0	0	0	1									
11 Brad Hawpe, L (1,9) OBP: 0.393, SLG: 0.547		K			FC3-6 BB			G3-1	4	0	1	0	0	1	5	5									
Jorge Piedra, L (1,8) OBP: 0.234, SLG: 0.444		K			G6-3 1B			G5-3	2	0	0	0	1	1	3	3									
18 Cory Sullivan, L (8,8) OBP: 0.315, SLG: 0.410		K			G6-3			G5-3	0	0	0	0	0	0	0	0									
Choo Freeman, R (9,PH) OBP: 0.288, SLG: 0.327					G3			K	1	0	0	0	0	0	0	0									
JD Closser, S (1,2) OBP: 0.293, SLG: 0.347		IBB			G1-3			K	3	0	0	0	1	1	3	3									
49 Byung-Hyun Kim, R (1,1) OBP: 0.154, SLG: 0.154		G4-3			F9			F7	3	0	0	0	0	0	0	3									
61 Ramon E Ramirez, R (8,1) OBP: 0.667, SLG: 0.667									0	0	0	0	0	0	0	0									
Ray King, L (8,1)									0	0	0	0	0	0	0	0									
Scott Dohmann, R (8,1)									0	0	0	0	0	0	0	0									
Luis Gonzalez, R (9,PH) OBP: 0.367									1	0	0	0	0	0	0	0									
Inning Stats	R: 0 E: 0 K: 0 S: 9	H: 0 LOB: 0 BB: 0 P: 12	R: 0 E: 0 K: 2 S: 14	H: 2 LOB: 3 BB: 1 P: 20	R: 1 E: 0 K: 1 S: 8	H: 2 LOB: 1 BB: 0 P: 9	R: 0 E: 0 K: 0 S: 11	H: 1 LOB: 0 BB: 0 P: 18	R: 0 E: 0 K: 0 S: 6	H: 0 LOB: 0 BB: 0 P: 10	R: 0 E: 0 K: 0 S: 12	H: 2 LOB: 3 BB: 1 P: 21	R: 0 E: 0 K: 1 S: 7	H: 0 LOB: 0 BB: 0 P: 10	R: 0 E: 0 K: 1 S: 15	H: 1 LOB: 1 BB: 1 P: 23	R: 0 E: 0 K: 1 S: 13	H: 0 LOB: 0 BB: 0 P: 17	1B: 5 2B: 2 3B: 0 HR: 1	SF: 0 SAC: 0 DP: 1 HBP: 0	WP: 0 PB: 0 SB: 0 CS: 0	PA: 36			
PITCHER	IP WLS BF H R ER SO BB IBB HBP BLK WP HR S P ERA WHIP																								
Kip Wells, R (1,1) ERA: 9.13	7.0		29	7	1	1	4	1	1	0	0	0	0	0	1	67	100	1.29	1.143						
34 John Grabow, L (8,1) ERA: 4.79	1.0	W	4	1	0	0	1	1	0	0	0	0	0	0	0	15	23	0.00	2.000						
55 Matt Capps, R (9,1) ERA: 3.16	1.0	S	3	0	0	0	1	0	0	0	0	0	0	0	0	13	17	0.00	0.000						

Batter	1	2	3	4	5	6	7	8	9	AB	R	H	RBI	BB	SO	LOB	BOTTOM								
13 Nate McLouth, L (1,9) OBP: 0.304, SLG: 0.364	G6-3 2 12 PB 2B		G4-3		F9			K		4	1	1	0	0	1	0	Colorado Rockies @ Pittsburgh Pirates PNC Park, Pittsburgh, PA Mon Jul 17 2006, 7:05 PM EDT Att: 18,835 - Clear - 86 F								
2 Jack Wilson, R (1,6) OBP: 0.302, SLG: 0.380	G6-3		G6-3		12 CS 1B			12 2B	4	1	2	0	0	0	1	1									
12 Freddy Sanchez, R (1,5) OBP: 0.401, SLG: 0.529	2-3		4-2		P6			2B	3	1	2	1	1	0	1	1									
Jason Bay, R (1,7) OBP: 0.397, SLG: 0.539	FC3-6 3-H 1B		1-2		F8			HBP BB 2B	3	0	1	0	1	0	1	1									
Sean Casey, L (1,3) OBP: 0.392, SLG: 0.428	FC3-6 1-2 1B		1-2		F9			BB HBP BB	3	0	1	0	0	0	2	2									
José Bautista, R (1,8) OBP: 0.365, SLG: 0.510	1-2 2-3		1-2		G4-3 26 BB 1B			BB HBP	3	0	0	1	1	3	3	3									
Jose Castillo, R (1,4) OBP: 0.328, SLG: 0.428	K		K		K			BB	4	0	0	0	0	2	4	4									
26 Ronny Paulino, R (1,2) OBP: 0.355, SLG: 0.390		L8			K			L4	3	0	0	0	1	2	3	3									
Kip Wells, R (1,1) OBP: 0.167, SLG: 0.167								K	2	0	0	0	0	1	2	2									
Jeromy Burnitz, L (7,PH) OBP: 0.275, SLG: 0.414								K	1	0	0	0	0	1	0	0									
34 John Grabow, L (8,1)									0	0	0	0	0	0	0	0									
55 Matt Capps, R (9,1)									0	0	0	0	0	0	0	0									
Inning Stats	R: 1 E: 0 K: 1 S: 15	H: 3 LOB: 2 BB: 0 P: 19	R: 0 E: 0 K: 2 S: 14	H: 0 LOB: 0 BB: 0 P: 20	R: 0 E: 0 K: 0 S: 9	H: 0 LOB: 1 BB: 1 P: 17	R: 0 E: 0 K: 2 S: 15	H: 1 LOB: 2 BB: 1 P: 23	R: 0 E: 0 K: 0 S: 10	H: 1 LOB: 0 BB: 0 P: 13	R: 0 E: 0 K: 1 S: 8	H: 0 LOB: 0 BB: 0 P: 14	R: 0 E: 0 K: 2 S: 9	H: 0 LOB: 0 BB: 0 P: 14	R: 2 E: 0 K: 2 S: 17	H: 2 LOB: 2 BB: 2 P: 31	1B: 4 2B: 3 3B: 0 HR: 0	SF: 0 SAC: 0 DP: 0 HBP: 1	WP: 1 PB: 1 SB: 0 CS: 1	PA: 35					
PITCHER	IP WLS BF H R ER SO BB IBB HBP BLK WP HR S P ERA WHIP																								
49 Byung-Hyun Kim, R (1,1) ERA: 4.78	7.1	L	30	7	3	3	9	2	0	0	0	0	0	0	0	85	128	3.68	1.227						
61 Ramon E Ramirez, R (8,1) ERA: 2.92	0.0		1	0	0	0	0	1	0	0	0	0	0	0	0	3	7	∞	∞						
Ray King, L (8,1) ERA: 4.74	0.0		2	0	0	0	0	1	0	1	0	0	0	0	0	4	9	∞	∞						
Scott Dohmann, R (8,1) ERA: 6.2	0.2		2	0	0	0	1	0	0	0	0	0	0	0	0	5	7	0.00	0.000						




Batter	1	2	3	4	5	6	7	8	9	AB	R	H	RBI	BB	SO	LOB	TOP										
Jamey Carroll, R OBP: 0.388, SLG: 0.427 Jorge Piedra, L OBP: 0.229, SLG: 0.435	P4	SF9	2B		G1-3		12 BB BB		K	3	0	1	3	1	0	0											
12 Clint Barmes, R OBP: 0.280, SLG: 0.349	17 FC3-6 1B	K	G5-3			5 HR 1B	5 G6-4-3 BB		F9	5	1	2	0	1	1	3											
17 Todd Helton, L OBP: 0.414, SLG: 0.484	FC3-6 5 FC5-4 1B		G1-3	1B	1B		F7		K	5	1	1	0	0	1	4											
5 Matt Holliday, R OBP: 0.384, SLG: 0.580	FC5-4		8 WP 8 BB 2B	1B			1-H HR		G6-4-3	4	2	2	2	1	0	3											
27 Garrett Atkins, R OBP: 0.392, SLG: 0.501 60 Manny Corpas, R 40 Brian Fuentes, L		8 SF8 BB	8 WP 8 BB 2B	G6-4-3			1B 3B BB		F8	2	3	0	0	3	0	1											
8 Yovit Torresblat, R OBP: 0.302, SLG: 0.398	26 FC1 26 E 2B	26 BB 2B	26 BB 2B	FC6-4 1B			L7		G5-3	5	2	3	2	0	0	1											
Luis Gonzalez, R OBP: 0.254, SLG: 0.363	SF8	K	K	FC6-4 1B			3B 1B		K	4	1	1	1	0	2	2											
Choo Freeman, R OBP: 0.302, SLG: 0.352	26 E SF9 1B	26 BB 2B	26 BB IBB				K		K	4	2	2	2	1	2	0											
26 Jeff Francis, L OBP: 0.244, SLG: 0.108 Jason Smith, L OBP: 0.345, SLG: 0.447	FC1	2B	2B				G1-3		G6-3	3	0	0	0	1	0	2											
Inning Stats	R: 0 E: 0 K: 0 S: 9	H: 1 LOB: 1 BB: 0 P: 11	R: 3 E: 1 K: 1 S: 13	H: 2 LOB: 1 BB: 1 P: 24	R: 4 E: 0 K: 1 S: 18	H: 2 LOB: 2 BB: 4 P: 39	R: 1 E: 0 K: 0 S: 15	H: 3 LOB: 1 BB: 0 P: 24	R: 0 E: 0 K: 1 S: 8	H: 0 LOB: 0 BB: 0 P: 11	R: 4 E: 0 K: 0 S: 13	H: 4 LOB: 1 BB: 1 P: 18	R: 0 E: 0 K: 1 S: 11	H: 0 LOB: 0 BB: 2 P: 25	R: 0 E: 0 K: 1 S: 6	H: 0 LOB: 0 BB: 0 P: 8	R: 1 E: 0 K: 2 S: 13	H: 1 LOB: 0 BB: 0 P: 19	1B: 7 2B: 3 3B: 1 HR: 2	SF: 2 SAC: 0 DP: 2 HBP: 0	WP: 1 PB: 0 SB: 0 CS: 0	PA: 47					
PITCHER	IP	WLS	BF	H	R	ER	SO	BB	IBB	HBP	BLK	WP	HR	S	P	ERA	WHIP										
24 Tom Gorzelanny, L ERA: 9.26	2.2	L	18	4	7	5	2	4	1	0	0	1	0	35	68	16.88	3.000										
Victor Santos, R ERA: 5.14	3.1		18	8	5	5	1	1	0	0	0	0	1	41	59	13.50	2.700										
34 John Grabow, L ERA: 4.54	2.0		7	0	0	2	2	0	0	0	0	0	0	17	33	0.00	1.000										
Damaso Marte, L ERA: 3.41	1.0		4	1	1	1	2	0	0	0	0	0	1	13	19	9.00	1.000										

Colorado Rockies @ Pittsburgh Pirates
PNC Park, Pittsburgh, PA
Tue Jul 18 2006, 7:05 PM EDT
Att: 20,086 - Clear - 85 F

livebaseballscores.com

AB 37
R 13
H 13
RBI 11
BB 8
SO 7
LOB 16




Batter	1	2	3	4	5	6	7	8	9	AB	R	H	RBI	BB	SO	LOB	BOTTOM										
José Bautista, R OBP: 0.366, SLG: 0.510	12 G4-3 HBP		P6		P1		2 1B 12 SF7 2B		F7	4	1	1	0	0	0	1											
2 Jack Wilson, R OBP: 0.304, SLG: 0.383	K		E5 2B		F7		11 G5-4-3 1B		12 BB 2B	5	2	2	0	0	1	2											
12 Freddy Sanchez, R OBP: 0.401, SLG: 0.531	G4-3		L6		1B		SF7		2B	4	0	2	2	0	0	2											
Jason Bay, R OBP: 0.399, SLG: 0.542 11 Humberto Cota, R OBP: 0.292, SLG: 0.231	IBB		2B		F7		G5-4-3		F9	2	0	1	1	1	0	2											
Sean Casey, L OBP: 0.387, SLG: 0.421 13 Nate McLouth, L OBP: 0.303, SLG: 0.363	K		F7		F7				L4	3	0	0	0	0	1	3											
Craig Wilson, R OBP: 0.351, SLG: 0.498		1B			K		K		HR	4	1	2	1	0	2	0											
Jose Castillo, R OBP: 0.327, SLG: 0.426	F8		P5		P5		26 1B 1B		K	4	0	1	0	0	1	1											
26 Ronny Paulino, R OBP: 0.355, SLG: 0.389 34 John Grabow, L Jeromy Burnitz, L OBP: 0.274, SLG: 0.413 Damaso Marte, L	F8		G2-3		G2-3		1B		K	3	0	1	0	0	0	1											
24 Tom Gorzelanny, R Victor Santos, R OBP: 0.115, SLG: 0.115 José Hernández, R OBP: 0.294, SLG: 0.354	K		1B		1B		K		F8	1	0	0	0	0	1	1											
Inning Stats	R: 0 E: 0 K: 2 S: 12	H: 0 LOB: 2 BB: 1 P: 21	R: 0 E: 0 K: 1 S: 8	H: 1 LOB: 0 BB: 0 P: 12	R: 1 E: 1 K: 0 S: 10	H: 1 LOB: 1 BB: 0 P: 19	R: 0 E: 0 K: 1 S: 6	H: 0 LOB: 0 BB: 0 P: 9	R: 0 E: 0 K: 2 S: 12	H: 2 LOB: 2 BB: 0 P: 15	R: 0 E: 0 K: 2 S: 18	H: 2 LOB: 2 BB: 0 P: 23	R: 1 E: 0 K: 0 S: 8	H: 2 LOB: 0 BB: 0 P: 14	R: 1 E: 0 K: 2 S: 11	H: 1 LOB: 0 BB: 0 P: 16	R: 1 E: 0 K: 0 S: 9	H: 2 LOB: 1 BB: 0 P: 13	1B: 6 2B: 4 3B: 0 HR: 1	SF: 1 SAC: 0 DP: 1 HBP: 1	WP: 0 PB: 0 SB: 0 CS: 0	PA: 40					
PITCHER	IP	WLS	BF	H	R	ER	SO	BB	IBB	HBP	BLK	WP	HR	S	P	ERA	WHIP										
26 Jeff Francis, L ERA: 3.98	7.0	W	31	8	2	1	6	0	1	0	0	0	0	74	113	1.29	1.143										
60 Manny Corpas, R ERA: 9.0	1.0		4	1	1	1	2	0	0	0	0	0	1	11	16	9.00	1.000										
40 Brian Fuentes, L ERA: 4.46	1.0		5	2	1	1	0	0	0	0	0	0	0	9	13	9.00	2.000										

Colorado Rockies @ Pittsburgh Pirates
PNC Park, Pittsburgh, PA
Tue Jul 18 2006, 7:05 PM EDT
Att: 20,086 - Clear - 85 F


livebaseballscores.com

AB 37
R 4
H 11
RBI 4
BB 1
SO 8
LOB 17




Batter	1	2	3	4	5	6	7	8	9	AB R H RBI BB SO LOB	TOP																	
13 Nate McLouth, L OBP: 0.296, SLG: 0.366	G4-3			K	K			HR	F8	5 1 1 1 0 2 5	Pittsburgh Pirates @ Florida Marlins Dolphin Stadium, Miami, FL Thu Jul 20 2006, 7:05 PM EDT Att: 9,139 - Partly Cloudy - 80 F																	
2 Jack Wilson, R OBP: 0.394, SLG: 0.388	G5-3			HR	G5-3			L6		4 1 1 1 1 0 3																		
12 Freddy Sanchez, R OBP: 0.393, SLG: 0.520	F8			F8		G6-3		G6-3	G6-3	5 0 0 0 0 0 3																		
Jason Bay, R OBP: 0.400, SLG: 0.547		K		HR	F7					3 1 1 2 1 1 0																		
Sean Casey, L OBP: 0.382, SLG: 0.414		F7		K	G3-1			L8		4 0 0 0 0 1 1																		
Jose Bautista, R OBP: 0.370, SLG: 0.507		F9			F9					3 1 1 0 1 0 0																		
Jose Castillo, R OBP: 0.330, SLG: 0.426			K		2B			26 WP SH1-4 1B BB		2 0 1 0 1 1 0																		
26 Ronny Paulino, R OBP: 0.359, SLG: 0.394		G5-3			45 SH 26 1B 1B			G5-4-3 BB		3 1 1 0 1 0 2																		
45 Ian Snell, R Joe Randa, R Roberto Hernandez, R Damaso Marte, L 16 Salomon Torres, R Jeromy Burnitz, L Michael Gonzalez, R		K						B3		1 0 0 0 0 1 0 1 0 0 0 0 0 2 0 0 0 0 0 0 0 0 0 0 0 0 0 0 1 0 0 1 1 0 0 0 0 0 0 0 0 0																		
								G5-4-3		1 0 0 0 0 0 0 1 0 0 0 0 0 0 1 0 0 1 1 0 0 0 0 0 0 0 0 0																		
Inning Stats	R: 0 E: 0 K: 0 S: 4	H: 0 LOB: 0 BB: 5	R: 0 E: 0 K: 1 S: 8	H: 0 LOB: 0 BB: 14	R: 0 E: 0 K: 2 S: 9	H: 0 LOB: 0 BB: 1	R: 0 E: 0 K: 1 S: 14	H: 2 LOB: 3 BB: 0 P: 21	R: 0 E: 0 K: 0 S: 4	H: 0 LOB: 0 BB: 0 P: 6	R: 0 E: 0 K: 0 S: 6	H: 1 LOB: 1 BB: 1 P: 12	R: 1 E: 0 K: 0 S: 12	H: 1 LOB: 1 BB: 1 P: 24	R: 2 E: 0 K: 0 S: 17	H: 2 LOB: 2 BB: 2 P: 33	1B: 3 2B: 2 3B: 0 HR: 2	SF: 0 SAC: 2 DP: 1 HBP: 0	WP: 1 PB: 0 SB: 0 CS: 0	PA: 39								
PITCHER	IP WLS BF H R ER SO BB IBB HBP BLK WP HR S P ERA WHIP											IP WLS BF H R ER SO BB IBB HBP BLK WP HR S P ERA WHIP																
55 Josh Johnson, R ERA: 2.49	7.0	27	4	2	2	6	2	0	0	0	0	0	0	1	54	90	2.57	0.857										
19 Logan Kensing, R ERA: 4.45	1.0	B 5	1	1	1	0	1	0	0	0	0	0	0	1	12	24	9.00	2.000										
Randy Messenger, R ERA: 3.82	0.2	L 6	2	2	2	0	2	0	0	0	0	1	0	16	31	27.00	6.000											
Matt Herges, R ERA: 4.33	0.1	1	0	0	0	0	0	0	0	0	0	0	0	1	2	0.00	0.000											

AB 32
R 5
H 7
RBI 5
BB 5
SO 6
LOB 16



Batter	1	2	3	4	5	6	7	8	9	AB R H RBI BB SO LOB	BOTTOM																
4 Alfredo Amezaga, S OBP: 0.333, SLG: 0.351	2B BB		G3		F9				K	3 1 0 0 2 1 3	Pittsburgh Pirates @ Florida Marlins Dolphin Stadium, Miami, FL Thu Jul 20 2006, 7:05 PM EDT Att: 9,139 - Partly Cloudy - 80 F																
2 Hanley Ramirez, R OBP: 0.335, SLG: 0.434	6 S 2B		P5		G5-3			L7		4 0 1 1 0 0 2																	
17 Mike Jacobs, L Randy Messenger, R Matt Herges, L	P5			HR				G6-3		4 1 1 1 0 1 1 0 0 0 0 0 0 0 0 0 0 0 0 0 0																	
Miguel Cabrera, R OBP: 0.430, SLG: 0.552	P3			G6-3				K		4 1 1 0 0 1 1																	
6 Dan Uggla, R OBP: 0.353, SLG: 0.491	K			F8				K		4 0 1 1 0 2 1																	
27 Jeremy Hermida, L OBP: 0.385, SLG: 0.430		G3			1B			G6-3		4 0 1 0 0 1 1																	
14 Josh Willingham, R OBP: 0.342, SLG: 0.453		F7			K			G6-3		3 0 0 0 0 1 2 1 0 0 0 0 1 0																	
12 Cody Ross, R OBP: 0.304, SLG: 0.467										4 0 2 0 0 1 0																	
Miguel Olivo, R OBP: 0.314, SLG: 0.476		G4-3			55 SH5-4 1B			K		1 0 0 0 0 1 0 1 0 0 0 0 1 0 0 0 0 0 0 0 0 0 0 0 0 1 0 0																	
55 Josh Johnson, L Joe Borchard, S 19 Logan Kensing, R Wes Helms, R			K		SH5-4			K		1 0 0 0 0 1 0 1 0 0 0 0 1 0 0 0 0 0 0 0 0 0 0 0 0 1 0 0																	
Inning Stats	R: 1 E: 0 K: 1 S: 10	H: 1 LOB: 1 BB: 1 P: 15	R: 0 E: 0 K: 0 S: 6	H: 0 LOB: 0 BB: 0 P: 9	R: 0 E: 0 K: 1 S: 12	H: 0 LOB: 0 BB: 0 P: 16	R: 1 E: 0 K: 1 S: 9	H: 2 LOB: 1 BB: 0 P: 13	R: 0 E: 0 K: 0 S: 7	H: 1 LOB: 1 BB: 0 P: 9	R: 1 E: 0 K: 1 S: 10	H: 2 LOB: 1 BB: 0 P: 12	R: 0 E: 0 K: 2 S: 11	H: 0 LOB: 1 BB: 1 P: 21	R: 0 E: 0 K: 2 S: 12	H: 0 LOB: 0 BB: 0 P: 18	R: 0 E: 0 K: 3 S: 15	H: 1 LOB: 2 BB: 1 P: 27	1B: 3 2B: 2 3B: 1 HR: 1	SF: 0 SAC: 1 DP: 0 HBP: 0	WP: 0 PB: 0 SB: 2 CS: 0	PA: 37					
PITCHER	IP WLS BF H R ER SO BB IBB HBP BLK WP HR S P ERA WHIP											IP WLS BF H R ER SO BB IBB HBP BLK WP HR S P ERA WHIP															
45 Ian Snell, R Roberto Hernandez, R Damaso Marte, L 16 Salomon Torres, R Michael Gonzalez, L	6.0	25	4	0	0	2	1	0	0	0	0	0	0	11	21	0.00	1.000										
	1.0	4	0	0	0	0	0	0	0	0	0	0	0	5	7	0.00	0.000										
	0.1	1	0	0	0	0	0	0	0	0	0	0	0	7	11	0.00	0.000										
	0.2	W 2	0	0	0	2	0	0	0	0	0	0	0	7	11	0.00	0.000										
	1.0	S 5	1	0	0	3	1	0	0	0	0	0	0	15	27	0.00	2.000										

AB 33
R 3
H 7
RBI 3
BB 3
SO 11
LOB 11



Batter	1	2	3	4	5	6	7	8	9	AB	R	H	RBI	BB	SO	LOB	TOP					
José Bautista, R OBP: 0.367, SLG: 0.500 (1, 8)										5	0	1	0	0	0	2						
2 Jack Wilson, R OBP: 0.394, SLG: 0.387 (1, 6)										4	0	1	0	0	0	2						
12 Freddy Sanchez, R OBP: 0.392, SLG: 0.517 (1, 5)										4	0	1	0	0	1	1						
Jason Bay, R OBP: 0.401, SLG: 0.544 (1, 7)										2	1	0	0	2	2	3						
Craig Wilson, R OBP: 0.344, SLG: 0.488 (1, 9)										4	0	0	0	0	3	5						
José Hernández, R OBP: 0.303, SLG: 0.361 (1, 3)											4	0	2	0	0	1	1					
Jose Castillo, R OBP: 0.329, SLG: 0.424 (1, 4)											4	0	1	1	0	2	3					
26 Ronny Paulino, R OBP: 0.357, SLG: 0.392 (1, 2)											4	0	1	0	0	2	2					
28 Paul Maholm, L OBP: 0.194, SLG: 0.147 Joe Randa, R OBP: 0.317, SLG: 0.400 Victor Santos, R OBP: 0.115, SLG: 0.115 Sean Casey, L OBP: 0.380, SLG: 0.411 (1, 1)										2	0	0	0	0	2	0						
Inning Stats	R: 0 H: 2 E: 0 K: 2 S: 21	H: 2 LOB: 2 BB: 0 P: 27	R: 0 H: 0 E: 0 K: 3 S: 10	H: 0 LOB: 0 BB: 0 P: 13	R: 0 H: 1 E: 0 K: 2 S: 10	H: 1 LOB: 1 BB: 0 P: 16	R: 1 H: 1 E: 1 K: 0 S: 6	H: 1 LOB: 1 BB: 1 P: 12	R: 0 H: 0 E: 0 K: 1 S: 7	H: 0 LOB: 2 BB: 1 P: 13	R: 0 H: 1 E: 0 K: 2 S: 10	H: 1 LOB: 1 BB: 0 P: 18	R: 0 H: 1 E: 0 K: 1 S: 14	H: 1 LOB: 1 BB: 0 P: 20	R: 0 H: 0 E: 1 K: 2 S: 11	H: 0 LOB: 1 BB: 0 P: 16	R: 0 H: 1 E: 0 K: 2 S: 13	H: 1 LOB: 1 BB: 0 P: 19	1B: 7 2B: 0 3B: 0 HR: 0	SF: 0 SAC: 0 DP: 0 HBP: 0	WP: 1 PB: 0 SB: 0 CS: 0	PA: 37
PITCHER	IP	WLS	BF	H	R	ER	SO	BB	IBB	HBP	BLK	WP	HR	S	P	ERA	WHIP					
Scott Olsen, L ERA: 4.01 (1, 1)	6.2	W	28	6	1	0	11	2	0	0	0	1	0	75	114	0.00	1.200					
Matt Herges, R ERA: 4.3 (7, 1)	0.1	H	1	0	0	0	0	0	0	0	0	0	0	3	5	0.00	0.000					
57 Taylor Tankersley, L ERA: 1.32 (8, 1)	1.0	H	4	0	0	0	2	0	0	0	0	0	0	11	16	0.00	0.000					
Joe Borowski, R ERA: 3.46 (9, 1)	1.0	S	4	1	0	0	2	0	0	0	0	0	0	13	19	0.00	1.000					

Pittsburgh Pirates @ Florida Marlins
Dolphin Stadium, Miami, FL
Fri Jul 21, 2006, 7:35 PM EDT
Att: 11,357 - Overcast - 77 F

AB 35
R 1
H 7
RBI 1
BB 2
SO 15
LOB 21



Batter	1	2	3	4	5	6	7	8	9	AB	R	H	RBI	BB	SO	LOB	BOTTOM					
2 Hanley Ramirez, R OBP: 0.334, SLG: 0.430 (1, 6)										3	0	0	0	1	1	0						
6 Dan Uggla, R OBP: 0.352, SLG: 0.488 (1, 4)										4	1	1	0	0	0	2						
Miguel Cabrera, R OBP: 0.429, SLG: 0.550 (1, 5)										3	1	1	0	0	1	1						
12 Cody Ross, R OBP: 0.314, SLG: 0.500 (1, 8)										3	2	2	2	0	1	0						
14 Josh Willingham, R OBP: 0.339, SLG: 0.448 57 Taylor Tankersley, L Joe Borowski, R (1, 7)										3	0	0	0	0	0	1						
Wes Helms, R OBP: 0.338, SLG: 0.525 (1, 3)										3	0	1	0	0	0	1						
27 Jeremy Hermida, L OBP: 0.380, SLG: 0.423 (1, 9)										3	0	0	0	0	2	1						
20 Matt Treanor, R OBP: 0.307, SLG: 0.273 (1, 2)										3	0	1	0	0	1	0						
Scott Olsen, L OBP: 0.074, SLG: 0.074 Matt Herges, L 61 Reggie Abercrombie, R (1, 1)										2	0	0	0	0	1	1						
Inning Stats	R: 2 H: 2 E: 0 K: 1 S: 10	H: 2 LOB: 0 BB: 0 P: 19	R: 0 H: 0 E: 0 K: 1 S: 7	H: 0 LOB: 0 BB: 0 P: 10	R: 0 H: 0 E: 0 K: 2 S: 8	H: 0 LOB: 0 BB: 0 P: 13	R: 2 H: 2 E: 1 K: 0 S: 9	H: 2 LOB: 0 BB: 0 P: 16	R: 0 H: 1 E: 0 K: 0 S: 7	H: 1 LOB: 1 BB: 1 P: 12	R: 0 H: 0 E: 0 K: 1 S: 6	H: 0 LOB: 0 BB: 0 P: 12	R: 0 H: 1 E: 0 K: 2 S: 9	H: 1 LOB: 0 BB: 0 P: 14	R: 0 H: 0 E: 0 K: 1 S: 8	H: 0 LOB: 0 BB: 0 P: 13	1B: 5 2B: 0 3B: 0 HR: 1	SF: 0 SAC: 0 DP: 2 HBP: 0	WP: 0 PB: 0 SB: 0 CS: 1	PA: 29		
PITCHER	IP	WLS	BF	H	R	ER	SO	BB	IBB	HBP	BLK	WP	HR	S	P	ERA	WHIP					
28 Paul Maholm, L ERA: 4.94 (1, 1)	6.0	L	23	5	4	2	5	1	0	0	0	0	0	47	82	3.00	1.000					
Victor Santos, R ERA: 5.02 (7, 1)	2.0		6	1	0	0	3	0	0	0	0	0	0	17	27	0.00	0.500					

Pittsburgh Pirates @ Florida Marlins
Dolphin Stadium, Miami, FL
Fri Jul 21, 2006, 7:35 PM EDT
Att: 11,357 - Overcast - 77 F

AB 28
R 4
H 6
RBI 2
BB 1
SO 8
LOB 7



Batter	1	2	3	4	5	6	7	8	9	AB	R	H	RBI	BB	SO	LOB	TOP				
13 Nate McLouth, L OBP: 0.296, SLG: 0.366 José Hernández, R OBP: 0.300, SLG: 0.357	1-3 K		1-1 1B		1-0 F9			2-2 L7		3	0	1	0	0	1	0					
2 Jack Wilson, R OBP: 0.303, SLG: 0.385	1-2 P6		0-1 F9			1-2 G5-4-3 1B		3-2 G4-3		4	0	1	0	0	0	3					
12 Freddy Sanchez, R OBP: 0.387, SLG: 0.510	1-2 G6-3			1-2 G5-3		0-1 F9			1-2 F9	4	0	0	0	0	0	1					
Jason Bay, R OBP: 0.400, SLG: 0.539		2-1 G6-3		1-3 K		1-0 G5-4-3			4-1 G4-6-3 BB	3	0	0	0	1	1	1					
Sean Casey, L OBP: 0.378, SLG: 0.413		1-1 G3		0-1 2B			0-0 F8		0-1 G4-6-3	4	0	1	0	0	0	1					
José Bautista, R OBP: 0.366, SLG: 0.495		3-2 F8		4-2 BB			1-3 K			2	0	0	0	1	1	0					
Jose Castillo, R OBP: 0.329, SLG: 0.423			3-2 1B	1-3 K			1-3 K			3	0	1	0	0	2	2					
26 Ronny Paulino, R OBP: 0.354, SLG: 0.388			2-0 P4		1-0 G4-3			1-0 G3		3	0	0	0	0	0	1					
Kip Wells, R OBP: 0.125, SLG: 0.125 34 John Grabow, L	1-3 K				2-3 K			4-2 BB		2	0	0	0	0	2	1					
Joe Randa, R OBP: 0.321, SLG: 0.400 Damaso Marte, L										0	0	0	0	1	0	0					
16 Salomon Torres, R OBP: 0.250, SLG: 0.250										0	0	0	0	0	0	0					
Inning Stats	R: 0 E: 0 K: 1 S: 10	H: 0 LOB: 0 BB: 0 P: 13	R: 0 E: 0 K: 0 S: 10	H: 0 LOB: 0 BB: 0 P: 16	R: 0 E: 0 K: 1 S: 13	H: 2 LOB: 2 BB: 0 P: 19	R: 0 E: 0 K: 2 S: 15	H: 1 LOB: 2 BB: 1 P: 22	R: 0 E: 0 K: 1 S: 6	H: 0 LOB: 0 BB: 0 P: 10	R: 0 E: 0 K: 2 S: 8	H: 0 LOB: 0 BB: 0 P: 10	R: 0 E: 0 K: 0 S: 15	H: 0 LOB: 1 BB: 1 P: 25	R: 0 E: 0 K: 0 S: 6	H: 0 LOB: 0 BB: 1 P: 11	1B: 3 2B: 1 3B: 0 HR: 0	SF: 0 SAC: 0 DP: 2 HBP: 0	WP: 0 PB: 0 SB: 0 CS: 0	PA: 32	
PITCHER	IP WLS BF H R ER SO	IP WLS BF H R ER SO	IP WLS BF H R ER SO	IP WLS BF H R ER SO	IP WLS BF H R ER SO	IP WLS BF H R ER SO	IP WLS BF H R ER SO	IP WLS BF H R ER SO	IP WLS BF H R ER SO	IP WLS BF H R ER SO	IP WLS BF H R ER SO	IP WLS BF H R ER SO	IP WLS BF H R ER SO	IP WLS BF H R ER SO	IP WLS BF H R ER SO	IP WLS BF H R ER SO	ERA WHIP	ERA WHIP			
47 Ricky Nolasco, R ERA: 4.27 57 Taylor Tankersley, L ERA: 1.26 Chris Resop, R ERA: 3.0	7.1 W 27 4 0 0 7	0.2 H 2 0 0 0 0	1.0 3 0 0 0 0 0														0.00 0.818	0.00 0.000	0.00 1.000		

Pittsburgh Pirates @ Florida Marlins
Dolphin Stadium, Miami, FL
Sat Jul 22 2006, 6:05 PM EDT
Att: 15,291 - Partly Cloudy - 74 F

AB	29
R	0
H	4
RBI	0
BB	3
SO	7
LOB	11



Batter	1	2	3	4	5	6	7	8	9	AB	R	H	RBI	BB	SO	LOB	BOTTOM				
2 Hanley Ramirez, R OBP: 0.337, SLG: 0.429	3-1 G6-3	1-1 HBP		2-0 F7		4-2 1B BB		1-2 E 1B		3	1	1	0	1	0	0					
4 Alfredo Amezaga, S OBP: 0.329, SLG: 0.346	1-2 G6-3 S 1B	1-1 F8		1-3 K		1-2 F6		0-0 F9		5	1	1	0	0	1	6					
Miguel Cabrera, R OBP: 0.429, SLG: 0.548	1-1 G6-3	1-2 F9			0-0 1B 12 SF9	0-0 1B	1-2 2-3 1B	0-1 E8		5	1	2	0	0	0	3					
17 Mike Jacobs, L OBP: 0.350, SLG: 0.524 Chris Resop, R	3-2 2B 3B		0-0 G1-3		2-0 1B 27 1B	1-3 K		0-0 G1-3		5	1	2	1	0	1	4					
12 Cody Ross, R OBP: 0.320, SLG: 0.495	4-2 2B BB		4-1 2B BB		3-2 SF9		0-3 K			1	0	0	1	2	1	0					
27 Jeremy Hermida, L OBP: 0.386, SLG: 0.435	3-1 2B		0-0 1B		1-1 1B 14 G6-4-3		0-0 G3			4	0	3	1	0	0	0					
14 Josh Willingham, R OBP: 0.334, SLG: 0.442	1-3 L4		1-2 1B		2-1 G6-4-3		1-2 G1-3			4	0	0	0	0	0	6					
Miguel Olivo, R OBP: 0.309, SLG: 0.468		0-0 G5-3	0-0 G5-3			1-3 K		1-2 P3		4	0	0	0	0	1	2					
47 Ricky Nolasco, R OBP: 0.250, SLG: 0.375 57 Taylor Tankersley, L Wes Helms, R OBP: 0.343, SLG: 0.525	2-2 2B 1B		1-2 G5-3		1-2 G5-3		0-2 1B WP	1-0 E 2B HBP		3	0	2	0	0	0	0					
Inning Stats	R: 2 E: 0 K: 0 S: 17	H: 3 LOB: 2 BB: 1 P: 34	R: 0 E: 0 K: 0 S: 10	H: 1 LOB: 2 BB: 0 P: 15	R: 0 E: 0 K: 0 S: 5	H: 1 LOB: 2 BB: 1 P: 10	R: 0 E: 0 K: 1 S: 9	H: 0 LOB: 0 BB: 0 P: 13	R: 1 E: 0 K: 0 S: 9	H: 3 LOB: 1 BB: 0 P: 17	R: 0 E: 0 K: 2 S: 16	H: 2 LOB: 3 BB: 1 P: 23	R: 0 E: 0 K: 1 S: 7	H: 0 LOB: 0 BB: 0 P: 8	R: 2 E: 1 K: 0 S: 10	H: 1 LOB: 1 BB: 0 P: 13	1B: 9 2B: 1 3B: 1 HR: 0	SF: 1 SAC: 0 DP: 1 HBP: 2	WP: 1 PB: 0 SB: 1 CS: 0	PA: 40	
PITCHER	IP WLS BF H R ER SO	IP WLS BF H R ER SO	IP WLS BF H R ER SO	IP WLS BF H R ER SO	IP WLS BF H R ER SO	IP WLS BF H R ER SO	IP WLS BF H R ER SO	IP WLS BF H R ER SO	IP WLS BF H R ER SO	IP WLS BF H R ER SO	IP WLS BF H R ER SO	IP WLS BF H R ER SO	IP WLS BF H R ER SO	IP WLS BF H R ER SO	IP WLS BF H R ER SO	IP WLS BF H R ER SO	ERA WHIP	ERA WHIP			
Kip Wells, R ERA: 8.28 34 John Grabow, L ERA: 4.39 Damaso Marte, L ERA: 3.31 16 Salomon Torres, R ERA: 4.3	5.2 L 30	1.1 4 0 0 0 2	0.2 4 1 2 0 0														0.00 2.294	0.00 1.500	0.00 0.000		

Pittsburgh Pirates @ Florida Marlins
Dolphin Stadium, Miami, FL
Sat Jul 22 2006, 6:05 PM EDT
Att: 15,291 - Partly Cloudy - 74 F

AB	34
R	5
H	11
RBI	3
BB	3
SO	4
LOB	21



Batter	1	2	3	4	5	6	7	8	9	AB	R	H	RBI	BB	SO	LOB	TOP										
José Bautista, R OBP: 0.367, SLG: 0.489 (1, 8)	F9		G6-3		K	12 FC5 1B		G5-3		5	0	1	0	0	1	0	Pittsburgh Pirates @ Milwaukee Brewers Miller Park, Milwaukee, WI Mon Jul 24 2006, 7:05 PM CDT Att: 30,252 - Partly Cloudy - 84 F										
2 Jack Wilson, R OBP: 0.396, SLG: 0.387 (1, 6)	12 FC1-6 1B		1B		G4-3	F7		K		5	0	2	0	0	1	3											
12 Freddy Sanchez, R OBP: 0.385, SLG: 0.504 (1, 5)	FC1-6 HR		F8		G5-3	FC5		K		5	1	0	0	0	1	5											
Jason Bay, R OBP: 0.407, SLG: 0.553 (1, 7)	HR				1B 3B	FC3-6 BB		2B G3 1B		4	3	4	2	1	0	0											
Sean Casey, L OBP: 0.381, SLG: 0.418 (1, 3)	G5-3				FC5-4 1B	FC3-6 BB 1B		G6-4-3 1B		5	2	2	1	0	0	2											
Craig Wilson, R OBP: 0.337, SLG: 0.474 (1, 9)		P4			K	26 E 1B		G3		5	1	1	1	0	2	2											
Jose Castillo, R OBP: 0.328, SLG: 0.420 (1, 4)	L9				FC5-4 26 E 1B	26 E 1B		P4		3	1	0	0	1	0	2											
26 Ronny Paulino, R OBP: 0.359, SLG: 0.393 (1, 2)	G4-3				E4 1B	E9 1B		1B		4	0	3	2	0	0	0											
57 Zach Duke, L OBP: 0.203, SLG: 0.262 (3, 1) Victor Santos, R OBP: 0.111, SLG: 0.111 (3, 1) Joe Randa, L OBP: 0.336, SLG: 0.415 (6, PH) Damaso Marte, L OBP: 0.322, SLG: 0.322 (6, 1) 13 Nate McLouth, L OBP: 0.299, SLG: 0.326 (7, PH) 34 John Grabow, L OBP: 0.325, SLG: 0.430 (7, 1)			K		G5-3	12 FC5 1B		P5		1	0	0	0	0	1	0											
Inning Stats	R: 2 E: 0 K: 0 S: 14	H: 2 LOB: 0 BB: 0 P: 18	R: 0 E: 0 K: 0 S: 6	H: 0 LOB: 0 BB: 0 P: 10	R: 0 E: 0 K: 1 S: 9	H: 1 LOB: 1 BB: 0 P: 16	R: 1 E: 1 K: 1 S: 15	H: 3 LOB: 2 BB: 0 P: 22	R: 0 E: 0 K: 1 S: 9	H: 0 LOB: 0 BB: 0 P: 14	R: 3 E: 1 K: 0 S: 14	H: 4 LOB: 3 BB: 2 P: 26	R: 2 E: 0 K: 0 S: 10	H: 3 LOB: 1 BB: 0 P: 13	R: 0 E: 0 K: 2 S: 13	H: 0 LOB: 0 BB: 0 P: 18	R: 0 E: 0 K: 1 S: 10	H: 1 LOB: 0 BB: 0 P: 14	1B: 11 2B: 1 3B: 1 HR: 1	SF: 0 SAC: 0 DP: 1 HBP: 0	WP: 0 PB: 0 SB: 0 CS: 0	PA: 42					
PITCHER	IP	WLS	BF	H	R	ER	SO	BB	IBB	HBP	BLK	WP	HR	S	P	ERA	WHIP										
Doug Davis, L ERA: 5.01 (1, 1)	6.0	W	30	10	6	6	3	2	0	0	0	0	1	67	106	9.00	2.000										
52 Jose Capellan, R ERA: 4.29 (7, 1)	1.0		6	3	2	2	0	0	0	0	0	0	0	10	13	18.00	3.000										
Matt Wise, R ERA: 4.04 (8, 1)	2.0		6	1	0	0	3	0	0	0	0	0	0	23	32	0.00	0.500										

Batter	1	2	3	4	5	6	7	8	9	AB	R	H	RBI	BB	SO	LOB	BOTTOM										
23 Rickie Weeks Jr., R OBP: 0.363, SLG: 0.404 (1, 4)	F9 2 HR		E4 1B		G6-3	K		G4-3		2	2	1	0	0	0	0	Pittsburgh Pirates @ Milwaukee Brewers Miller Park, Milwaukee, WI Mon Jul 24 2006, 7:05 PM CDT Att: 30,252 - Partly Cloudy - 84 F										
Chris Barnwell, R OBP: 0.107, SLG: 0.074 (3, 4)	2B		2H 2E							4	1	0	0	0	1	2											
Jeff Cirillo, R OBP: 0.388, SLG: 0.410 (1, 5)	F9		1B 28 1B		2 HR 2B			E4 28 G3 22 1B		5	2	3	1	0	0	1											
2 Bill Hall, R OBP: 0.317, SLG: 0.562 (1, 6)	HR		K		FC4-6 HR			K		5	3	2	4	0	2	3											
Carlos Lee, R OBP: 0.351, SLG: 0.558 (1, 7)	HR		HR		HR			HR		3	2	3	2	1	0	0											
22 Tony Gwynn Jr., L OBP: 0.600, SLG: 0.890 (6, PR) (6, 8)	1B		G1-3 28 1B		28 G4-6-3 BB			28 G3 1B		1	0	1	0	0	0	0											
28 Prince Fielder, L OBP: 0.341, SLG: 0.495 (1, 3)	BB SF7 HBP		G1-3 1B		G4-6-3			G3		4	1	2	1	0	0	3											
Damian Miller, R OBP: 0.325, SLG: 0.430 (1, 2)	BB 1B		G1-3		F8			F8		4	0	1	1	1	0	3											
Geoff Jenkins, L OBP: 0.338, SLG: 0.409 (1, 9)	FC6-4 BB		K		F8			G4-3		3	0	0	0	2	1	5											
Brady Clark, R OBP: 0.386, SLG: 0.343 (1, 8) (6, 7)	SF7		SH3-4 E 1B		G6-3			K		4	1	2	1	0	1	0											
Doug Davis, R OBP: 0.091, SLG: 0.070 (1, 1) 18 Gabe Gross, L OBP: 0.377, SLG: 0.493 (6, PH) 52 Jose Capellan, R Matt Wise, R (8, 1)	FC6-4		SH3-4 1B		K			K		2	0	0	0	0	1	2											
Inning Stats	R: 4 E: 0 K: 0 S: 16	H: 4 LOB: 2 BB: 1 P: 26	R: 2 E: 1 K: 2 S: 18	H: 3 LOB: 2 BB: 0 P: 29	R: 4 E: 2 K: 0 S: 18	H: 4 LOB: 1 BB: 0 P: 25	R: 0 E: 0 K: 1 S: 7	H: 0 LOB: 0 BB: 0 P: 8	R: 2 E: 0 K: 0 S: 7	H: 2 LOB: 1 BB: 1 P: 15	R: 0 E: 0 K: 1 S: 7	H: 1 LOB: 2 BB: 2 P: 16	R: 0 E: 1 K: 1 S: 9	H: 1 LOB: 3 BB: 1 P: 18	R: 0 E: 0 K: 2 S: 10	H: 0 LOB: 0 BB: 0 P: 13	1B: 8 2B: 4 3B: 0 HR: 3	SF: 1 SAC: 1 DP: 1 HBP: 1	WP: 0 PB: 0 SB: 0 CS: 0	PA: 46							
PITCHER	IP	WLS	BF	H	R	ER	SO	BB	IBB	HBP	BLK	WP	HR	S	P	ERA	WHIP										
57 Zach Duke, L ERA: 5.51 (1, 1)	2.1	L	19	5	4	3	1	1	0	0	0	0	2	27	43	10.12	2.250										
Victor Santos, R ERA: 5.29 (3, 1)	2.2		13	5	4	3	1	1	0	0	0	0	0	7	16	0.00	3.000										
Damaso Marte, L ERA: 3.22 (6, 1)	1.0		5	1	0	0	1	2	0	0	0	0	0	7	16	0.00	3.000										
34 John Grabow, L ERA: 4.15 (7, 1)	2.0		9	1	0	0	3	0	1	0	0	0	0	19	31	0.00	0.500										

Batter	1	2	3	4	5	6	7	8	9	AB	R	H	RBI	BB	SO	LOB	TOP										
José Bautista, R OBP: 0.363, SLG: 0.494 (1, 8)	1-2 P2		2-0 HR	1-1 F9		2-1 G3			2-3 K	5	1	1	1	0	1	2											
2 Jack Wilson, R OBP: 0.396, SLG: 0.383 (1, 6)	0-0 12 WP 12 1B		0-1 G5-3		0-2 F7	0-0 B5-3			1-2 12 BLK E 1B	5	2	2	0	0	0	0											
12 Freddy Sanchez, R OBP: 0.386, SLG: 0.504 (1, 4)	2-1 CS 1B 1B		1-1 F9		1-0 G1-3	1-3 K			4-0 SAFE E 1B 1-2 WP IBB	4	1	1	1	1	1	0											
Jason Bay, R OBP: 0.407, SLG: 0.559 (1, 7)	1-2 SAFE SAFE 1B		1-2 K		2-0 HR		3-1 P4		2-2 F8	5	1	2	1	0	1	2											
Sean Casey, L OBP: 0.379, SLG: 0.414 (1, 3)	3-3 K			1-0 P4	2-2 2B 1B		1-3 K		1-1 E8 WP 1B	5	1	2	1	0	2	2											
Joe Randa, R OBP: 0.344, SLG: 0.420 (1, 5)		1-2 F7		4-2 26 F9 28 1B BB	3-1 2B 2B		3-3 K		4-0 WP IBB	3	2	1	0	2	1	0											
Craig Wilson, R OBP: 0.339, SLG: 0.478 55 Matt Capps, R (8, 1)		2-3 K		0-1 WP 28 1B	0-1 2B			3-2 L4	3-2 26 FC6-4 HBP	4	0	2	2	0	1	0											
José Hernández, R OBP: 0.295, SLG: 0.348 Jeromy Burnitz, L OBP: 0.299, SLG: 0.440 Michael Gonzalez, R (9, 1)				1-2 WP 1B	2-H 3-H 2B				1-2 2-3 3-H HBP	0	0	0	0	0	0	0											
26 Ronny Paulino, R OBP: 0.356, SLG: 0.389 (1, 2)		3-2 28 FC5-4 1B		1-0 F9	4-0 IBB			1-0 F8	1-0 FC6-4	4	0	1	0	1	0	5											
28 Paul Maholm, L OBP: 0.205, SLG: 0.162 13 Nate McLouth, L OBP: 0.295, SLG: 0.366 (8, PH) (9, 9)		2-1 FC5-4		1-1 WP 1B	1-3 K			2-3 K		3	0	1	1	0	1	3											
Inning Stats	R: 1 E: 0 K: 1 S: 13	H: 3 LOB: 2 BB: 0 P: 20	R: 0 E: 0 K: 1 S: 13	H: 1 LOB: 1 BB: 0 P: 21	R: 1 E: 0 K: 1 S: 9	H: 1 LOB: 0 BB: 0 P: 13	R: 1 E: 0 K: 0 S: 11	H: 2 LOB: 2 BB: 1 P: 19	R: 3 E: 0 K: 1 S: 18	H: 4 LOB: 2 BB: 1 P: 31	R: 0 E: 0 K: 2 S: 9	H: 0 LOB: 0 BB: 0 P: 16	R: 0 E: 0 K: 1 S: 11	H: 0 LOB: 1 BB: 0 P: 17	R: 2 E: 1 K: 1 S: 14	H: 2 LOB: 3 BB: 2 P: 32	1B: 9 2B: 3 3B: 0 HR: 2	SF: 0 SAC: 0 DP: 1 HBP: 1	WP: 3 PB: 0 SB: 0 CS: 1	PA: 44							
PITCHER	IP	WLS	BF	H	R	ER	SO	BB	IBB	HBP	BLK	WP	HR	S	P	ERA	WHIP										
39 Chris Capuano, L ERA: 3.74	5.0	L	27	11	6	6	4	1	1	0	0	2	2	64	104	10.80	2.400										
Rick Helling, R ERA: 4.35	2.0		6	0	0	0	3	0	0	0	0	0	0	15	25	0.00	0.000										
Matt Wise, R ERA: 4.34	1.2		7	1	2	2	2	0	1	0	1	0	0	20	35	10.80	0.600										
Brian Shouse, L ERA: 2.81	0.0		2	1	0	0	0	0	1	0	0	0	0	2	7	∞	∞										
Dan Kolb, R ERA: 5.63	0.1		2	0	0	0	0	0	0	1	0	1	0	3	7	0.00	0.000										

Pittsburgh Pirates @ Milwaukee Brewers
Miller Park, Milwaukee, WI
Wed Jul 26 2006, 1:05 PM CDT
Att: 37,678 - Partly Cloudy - 79 F


AB 39
R 8
H 13
RBI 7
BB 4
SO 9
LOB 14



Batter	1	2	3	4	5	6	7	8	9	AB	R	H	RBI	BB	SO	LOB	BOTTOM										
Brady Clark, R OBP: 0.390, SLG: 0.351 (1, 8)	4-2 2B 2 HR BB		2-0 SH1-3 2 G5-3 2B		1-1 1B			3-3 K		3	2	2	0	1	1	0											
Jeff Cirillo, R OBP: 0.384, SLG: 0.417 (1, 5)	0-2 2 HR 2B		0-0 SH1-3		2-1 G6-3			1-1 F7		3	1	1	0	0	0	1											
2 Bill Hall, R OBP: 0.319, SLG: 0.568 (1, 6)	3-2 2-H 3-H HR		0-0 G5-3		0-0 28 C4-6-3 1B			0-0 1B		4	1	3	4	0	0	0											
Carlos Lee, R OBP: 0.347, SLG: 0.549 (1, 7)	1-2 F7		1-2 L7		0-0 F9			0-2 P5		4	0	0	0	0	0	2											
28 Prince Fielder, L OBP: 0.345, SLG: 0.501 (1, 3)	0-3 K			1-1 11 CS HBP		1-1 G4-6-3			4-1 BB	2	0	0	0	1	1	1											
1 Corey Hart, R OBP: 0.385, SLG: 0.417 (1, 9)	0-1 G6-3			2-3 K			1-1 G3		0-3 K	4	0	0	0	0	2	2											
9 Tony Graffanino, R OBP: 0.340, SLG: 0.492 (1, 4)		0-2 F9		2-2 F7			1-0 F8		0-1 P4	4	0	0	0	0	0	2											
11 Mike Rivera, R OBP: 0.333, SLG: 0.520 (1, 2)		0-1 F7		1-1 CS	3-2 22 G6-4-3 1B		1-1 1B		2-2 F8	4	0	2	0	0	0	1											
39 Chris Capuano, L OBP: 0.376, SLG: 0.162 22 Tony Graybill, L OBP: 0.277, SLG: 0.714 Rick Helling, R (8, 1)		1-3 K		1-2 G6-4-3			3-3 K			1	0	0	0	0	1	0											
18 Gabe Gross, L OBP: 0.396, SLG: 0.476 Matt Wise, R Brian Shouse, L Dan Kolb, R (9, 1)					1-2 1-2					0	0	0	0	0	0	0											
Inning Stats	R: 3 E: 0 K: 1 S: 19	H: 2 LOB: 0 BB: 1 P: 27	R: 0 E: 0 K: 1 S: 8	H: 0 LOB: 0 BB: 0 P: 9	R: 1 E: 0 K: 0 S: 6	H: 1 LOB: 0 BB: 0 P: 9	R: 0 E: 0 K: 1 S: 10	H: 0 LOB: 0 BB: 0 P: 16	R: 0 E: 0 K: 0 S: 4	H: 1 LOB: 1 BB: 0 P: 5	R: 0 E: 0 K: 1 S: 8	H: 1 LOB: 1 BB: 0 P: 14	R: 0 E: 0 K: 1 S: 9	H: 1 LOB: 1 BB: 0 P: 13	R: 0 E: 0 K: 1 S: 10	H: 0 LOB: 1 BB: 1 P: 16	1B: 5 2B: 2 3B: 0 HR: 1	SF: 0 SAC: 1 DP: 2 HBP: 1	WP: 0 PB: 0 SB: 0 CS: 1	PA: 36							
PITCHER	IP	WLS	BF	H	R	ER	SO	BB	IBB	HBP	BLK	WP	HR	S	P	ERA	WHIP										
28 Paul Maholm, L ERA: 4.86	7.0	W	27	7	4	4	4	1	0	1	0	0	0	66	98	5.14	1.143										
55 Matt Capps, R ERA: 3.25	1.0	H	4	1	0	0	1	0	0	0	0	0	0	9	13	0.00	1.000										
Michael Gonzalez, L ERA: 2.51	1.0		4	0	0	0	1	1	0	0	0	0	0	10	16	0.00	1.000										

Pittsburgh Pirates @ Milwaukee Brewers
Miller Park, Milwaukee, WI
Wed Jul 26 2006, 1:05 PM CDT
Att: 37,678 - Partly Cloudy - 79 F

AB 31
R 4
H 8
RBI 4
BB 2
SO 6
LOB 11



Batter	1	2	3	4	5	6	7	8	9	AB	R	H	RBI	BB	SO	LOB	TOP										
Steve Finley, L (1, 8) OBP: 0.322, SLG: 0.407	1-2 G5-4-3 13 1B		4-1 13 WP BB		2-1 G4-3			1-2 1B		3	0	2	0	1	0	2	San Francisco Giants @ Pittsburgh Pirates PNC Park, Pittsburgh, PA Fri Jul 28 2006, 7:05 PM EDT Att: 38,092 - Partly Cloudy - 78 F livebaseballscorecards.com										
13 Omar Vizquel, S (1, 6) OBP: 0.375, SLG: 0.390	1-1 SAFE G5-4-3 1B		2-3 K			0-1 G1-3		3-3 K		4	0	1	0	0	2	4											
Moises Alou, R (1, 9) OBP: 0.360, SLG: 0.534	1-0 G5-4-3 1-2 2-3			2-1 G6-3		1-0 G5-3		1-2 F7		4	0	0	0	0	0	5											
Barry Bonds, L (1, 7) OBP: 0.465, SLG: 0.486 41 Brad Hennessey, R (8, 1) OBP: 0.276, SLG: 0.533	3-1 G3			1-0 F8		1-2 P5		3-1 F7		4	0	0	0	0	0	4											
Ray Durham, S (1, 4) OBP: 0.353, SLG: 0.539		4-1 CS BB		1-0 G3			4-1 FC5-4 BB		4-2 2B BB	1	0	0	0	3	0	0											
Shea Hillenbrand, R (1, 3) OBP: 0.329, SLG: 0.458		3-1 F8 1-2			1-2 G3		0-1 FC5-4 G5-4-3		2-2 2B	4	0	1	0	0	0	2											
Pedro Feliz, R (1, 5) OBP: 0.301, SLG: 0.465		1-0 F7			2-2 50 1B 2B		0-0 G5-4-3		0-3 K	4	0	1	0	0	1	3											
50 Eliezer Alfonzo, R (1, 2) OBP: 0.323, SLG: 0.587			1-3 K		1-2 SH5-4 1B			1-1 1B 1B HBP	2-3 K	3	0	1	0	0	2	2											
Jason Schmidt, R (1, 1) OBP: 0.116, SLG: 0.140 31 Winnie Chulk, R (7, 1) Todd Linden, S (8, PH) OBP: 0.389, SLG: 0.412			1-3 K		2-3 SH5-4			3-2 1B	2-3 K	1	0	0	0	0	1	0											
					1-2			1-2 1B		2	0	1	0	0	1	2											
Inning Stats	R: 0 E: 0 K: 0 S: 9	H: 2 W: 27 LOB: 1 BB: 0 P: 15	R: 0 E: 0 K: 0 S: 4	H: 0 R: 0 ER: 0 SO: 12	R: 0 E: 0 K: 3 S: 11	H: 0 R: 0 ER: 0 SO: 19	R: 0 E: 0 K: 0 S: 4	H: 0 R: 0 ER: 0 SO: 8	R: 0 E: 0 K: 0 S: 13	H: 2 W: 56 LOB: 2 BB: 0 P: 19	R: 0 E: 0 K: 0 S: 6	H: 0 R: 0 ER: 0 SO: 8	R: 0 E: 0 K: 0 S: 4	H: 0 R: 0 ER: 0 SO: 8	R: 0 E: 0 K: 1 S: 17	H: 2 W: 29 LOB: 3 BB: 0 P: 29	R: 0 E: 0 K: 3 S: 16	H: 1 R: 1 ER: 0 SO: 26	1B: 5 2B: 2 3B: 0 HR: 0	SF: 0 SAC: 1 DP: 2 HBP: 1	WP: 1 PB: 0 SB: 0 CS: 1	PA: 36					
PITCHER	IP	WLS	BF	H	R	ER	SO	BB	IBB	HBP	BLK	WP	HR	S	P	ERA	WHIP										
Kip Wells, R (1, 1) ERA: 6.89	7.0		27	5	0	0	3	3	0	1	0	1	0	56	98	0.00	1.143										
34 John Grabow, L (8, 1) ERA: 4.12	0.1	H	2	1	0	0	1	0	0	0	0	0	0	7	11	0.00	3.000										
16 Salomon Torres, R (8, 1) ERA: 4.19	0.1	H	1	0	0	0	0	0	0	0	0	0	0	3	4	0.00	0.000										
Damaso Marte, L (8, 1) ERA: 3.19	0.1	H	1	0	0	0	0	0	0	0	0	0	0	2	5	0.00	0.000										
Michael Gonzalez, L (9, 1) ERA: 2.45	1.0	S	5	1	0	0	3	1	0	0	0	0	0	16	26	0.00	2.000										

Batter	1	2	3	4	5	6	7	8	9	AB	R	H	RBI	BB	SO	LOB	BOTTOM										
13 Nate McLouth, L (1, 9) OBP: 0.298, SLG: 0.368	1-2 1B		1-3 K			0-1 12 1B 1B	1-3 K			4	1	2	0	0	2	1	San Francisco Giants @ Pittsburgh Pirates PNC Park, Pittsburgh, PA Fri Jul 28 2006, 7:05 PM EDT Att: 38,092 - Partly Cloudy - 78 F livebaseballscorecards.com										
2 Jack Wilson, R (1, 6) OBP: 0.306, SLG: 0.381	0-1 P2			0-3 K		0-2 BB 12 1B BB	1-2 G5-3			4	1	1	0	0	1	2											
12 Freddy Sanchez, R (1, 5) OBP: 0.385, SLG: 0.501	0-0 L4			3-2 P4		1-2 BB 1B 2-H		2-2 G6-3		4	0	1	1	0	0	1											
Jason Bay, R (1, 7) OBP: 0.408, SLG: 0.556	3-2 F7			0-1 G6-3		4-2 BB BB		4-2 BB BB		2	0	0	0	2	0	1											
Sean Casey, L (1, 3) OBP: 0.377, SLG: 0.408		0-1 G6-3			1-1 F8	4-0 BB		1-2 2-3 3-H		3	0	0	1	1	0	1											
José Bautista, R (1, 8) OBP: 0.359, SLG: 0.487		0-0 F8			2-2 P6	0-1 F7		1-2 2-3 3-H		3	0	0	0	0	0	3											
26 Ronny Paulino, R (1, 2) OBP: 0.358, SLG: 0.388		2-3 K			1-2 F9		0-2 E 1B			3	1	1	0	0	1	0											
Jose Castillo, R (1, 4) OBP: 0.324, SLG: 0.417			0-0 F8			2-2 G5-3	2-1 E2 2B			3	0	1	1	0	0	0											
Kip Wells, R (1, 1) OBP: 0.091, SLG: 0.091 34 John Grabow, L (8, 1) 16 Salomon Torres, R (8, 1) Damaso Marte, L (8, 1) Michael Gonzalez, R (9, 1)			0-1 G3-1			1-3 K	1-3 K			3	0	0	0	0	2	1											
										0	0	0	0	0	0	0											
										0	0	0	0	0	0	0											
										0	0	0	0	0	0	0											
										0	0	0	0	0	0	0											
Inning Stats	R: 0 E: 0 K: 0 S: 10	H: 1 W: 26 LOB: 0 BB: 0 P: 14	R: 0 E: 0 K: 1 S: 6	H: 0 R: 0 ER: 0 SO: 8	R: 0 E: 0 K: 1 S: 6	H: 0 R: 0 ER: 0 SO: 7	R: 0 E: 0 K: 1 S: 8	H: 0 R: 0 ER: 0 SO: 11	R: 0 E: 0 K: 0 S: 9	H: 0 R: 0 ER: 0 SO: 13	R: 2 E: 0 K: 1 S: 20	H: 3 W: 64 LOB: 3 BB: 2 P: 32	R: 1 E: 1 K: 2 S: 16	H: 2 W: 21 LOB: 1 BB: 0 P: 21	R: 0 E: 0 K: 0 S: 7	H: 0 R: 0 ER: 0 SO: 14	R: 0 E: 0 K: 0 S: 7	H: 0 R: 0 ER: 0 SO: 14	1B: 5 2B: 1 3B: 0 HR: 0	SF: 0 SAC: 0 DP: 1 HBP: 0	WP: 0 PB: 0 SB: 0 CS: 0	PA: 32					
PITCHER	IP	WLS	BF	H	R	ER	SO	BB	IBB	HBP	BLK	WP	HR	S	P	ERA	WHIP										
Jason Schmidt, R (1, 1) ERA: 3.18	6.0	L	26	6	3	3	4	6	3	3	4	0	0	64	92	4.50	1.333										
31 Winnie Chulk, R (7, 1) ERA: 4.67	1.0		3	0	0	0	2	0	0	0	0	0	0	11	14	0.00	0.000										
41 Brad Hennessey, R (8, 1) ERA: 2.52	1.0		3	0	0	0	0	1	0	0	0	0	0	7	14	0.00	1.000										

Batter	1	2	3	4	5	6	7	8	9	AB	R	H	RBI	BB	SO	LOB	TOP											
2 Randy Winn, S OBP: 0.331, SLG: 0.409	(1, 8) K		(2) G1-3		(2) FC5-4 13 S 1B		(3) F7		(3) G1-3	5	1	0	0	0	1	2												
13 Omar Vizquel, S OBP: 0.374, SLG: 0.389	(1, 6) G6-3		(3) G6-3					(1) L7		4	0	1	1	0	0	0												
Ray Durham, S OBP: 0.355, SLG: 0.542	(1, 4) 2B			(1) G4-3	(1) F7			(2) 1B		4	1	2	0	0	0	1												
Barry Bonds, L OBP: 0.466, SLG: 0.489 32 Kevin Correia, R	(1, 7) 2B			(2) 1B BB		(1) K		(2) K		3	0	1	1	1	2	1												
Moises Alou, R OBP: 0.363, SLG: 0.539 Steve Finley, L OBP: 0.322, SLG: 0.407	(1, 9) G5-3			(2) K		(2) 2B		(2) 1B		4	0	2	0	0	1	2												
Shea Hillenbrand, R OBP: 0.329, SLG: 0.456		(1) G1-6-3		(2) 1B		(2) F7		(3) K		4	0	1	0	0	1	3												
Pedro Feliz, R OBP: 0.301, SLG: 0.466		(2) G5-3		(3) P3		(3) G5-3			(1) 50 1B 2B	4	1	1	0	0	0	3												
50 Eliezer Alfonzo, R OBP: 0.321, SLG: 0.577 51 Noah Lowry, R OBP: 0.143, SLG: 0.222	(1, 2) K				(1) F7		(1) G5-3	(2) 1B		4	0	1	1	0	1	0												
Jamey Wright, R OBP: 0.244, SLG: 0.293 Jose Vizcaino, S OBP: 0.318, SLG: 0.274 38 Brian Wilson, R OBP: 0.368, SLG: 0.389	(1, 1) K		(1) K		(1) 2 FC5-4 1B		(2) G6-3	(2) G5-4-3 1B		2	0	1	0	0	1	0												
Inning Stats	R: 1 E: 0 K: 1 S: 15	H: 2 LOB: 1 BB: 0 P: 24	R: 0 E: 0 K: 1 S: 6	H: 0 LOB: 0 BB: 0 P: 10	R: 0 E: 0 K: 1 S: 7	H: 0 LOB: 0 BB: 0 P: 8	R: 0 E: 0 K: 1 S: 11	H: 1 LOB: 2 BB: 1 P: 16	R: 1 E: 0 K: 0 S: 8	H: 2 LOB: 1 BB: 0 P: 10	R: 0 E: 0 K: 1 S: 8	H: 1 LOB: 0 BB: 0 P: 13	R: 0 E: 0 K: 0 S: 6	H: 0 LOB: 0 BB: 0 P: 10	R: 0 E: 0 K: 2 S: 12	H: 2 LOB: 2 BB: 0 P: 15	R: 1 E: 0 K: 0 S: 10	H: 2 LOB: 1 BB: 0 P: 14	1B: 6 2B: 4 3B: 0 HR: 0	SF: 0 SAC: 0 DP: 1 HBP: 0	WP: 0 PB: 0 SB: 1 CS: 1	PA: 37						
PITCHER	IP	WLS	BF	H	R	ER	SO	BB	IBB	HBP	BLK	WP	HR	S	P	ERA	WHIP											
24 Tom Gorzelanny, L ERA: 5.94	(1, 1)	7.0	W 28	6	2	2	5	1	0	0	0	0	0	0	61	91	2.57	1.000										
34 John Grabow, L ERA: 4.06	(8, 1)	0.2	H 3	1	0	0	1	0	0	0	0	0	0	8	11	0.00	1.500											
16 Salomon Torres, R ERA: 4.16	(8, 1)	0.1	H 2	1	0	0	1	0	0	0	0	0	0	4	4	0.00	3.000											
Michael Gonzalez, L ERA: 2.6	(9, 1)	1.0	S 4	2	1	1	0	0	0	0	0	0	0	10	14	9.00	2.000											

San Francisco Giants @ Pittsburgh Pirates
PNC Park, Pittsburgh, PA
Sat Jul 29 2006, 7:05 PM EDT
Att: 38,373 - Partly Cloudy - 79 F

AB 36
R 3
H 10
RBI 3
BB 1
SO 7
LOB 13



Batter	1	2	3	4	5	6	7	8	9	AB	R	H	RBI	BB	SO	LOB	BOTTOM										
José Bautista, R OBP: 0.363, SLG: 0.487	(1, 8) G6-3			(1) 12 CS 2 HBP 1B	(3) G4-3			(2) 2 CS 1B		4	0	2	0	0	0	1											
2 Jack Wilson, R OBP: 0.307, SLG: 0.383	(1, 6) G6-3			(2) BB HBP			(2) 12 G5-3 2B	(2) L8		4	0	1	0	0	0	3											
12 Freddy Sanchez, R OBP: 0.383, SLG: 0.496	(1, 5) BB		(1) F9	(2) L5		(1) G5-3		(3) F9		4	0	0	0	1	0	3											
Jason Bay, R OBP: 0.411, SLG: 0.554	(1, 7) BB		(1) G1-3 26 1B BB	(2) BB		(2) K				1	1	0	0	3	1	1											
Joe Randa, R OBP: 0.342, SLG: 0.411 34 John Grabow, L OBP: 0.290, SLG: 0.260 16 Salomon Torres, R OBP: 0.290, SLG: 0.260 Michael Gonzalez, R	(1, 3) L4		(2) 26 1B G1-3 BB	(3) G4-3		(3) G3				3	1	0	0	1	0	5											
Jeremy Burnitz, L OBP: 0.288, SLG: 0.452 José Hernández, R OBP: 0.295, SLG: 0.348		(1) G1-3 24 G5-3 1B	(2) G1-3		(2) HR		(1) K			4	2	2	1	0	1	2											
26 Ronny Paulino, R OBP: 0.363, SLG: 0.391		(2) 24 G5-3 G1-3 1B	(3) 2B 1B		(2) 24 FC5-6 HBP		(2) G6-3			3	0	2	1	0	0	0											
Jose Castillo, R OBP: 0.326, SLG: 0.421		(3) G1-3		(1) F9			(2) 1B			4	0	2	1	0	0	3											
24 Tom Gorzelanny, R ERA: 5.08 13 Nate McLouth, L OBP: 0.297, SLG: 0.367	(1, 1) G5-3		(2) K		(2) FC5-6 1B		(3) L7			3	0	0	1	0	1	4											
Inning Stats	R: 0 E: 1 K: 0 S: 12	H: 0 LOB: 2 BB: 2 P: 24	R: 1 E: 0 K: 0 S: 8	H: 2 LOB: 2 BB: 0 P: 14	R: 2 E: 0 K: 1 S: 15	H: 2 LOB: 2 BB: 2 P: 27	R: 0 E: 0 K: 0 S: 10	H: 1 LOB: 1 BB: 1 P: 16	R: 1 E: 0 K: 0 S: 6	H: 1 LOB: 1 BB: 0 P: 9	R: 0 E: 0 K: 1 S: 14	H: 1 LOB: 1 BB: 0 P: 21	R: 0 E: 0 K: 1 S: 15	H: 1 LOB: 1 BB: 0 P: 20	R: 0 E: 0 K: 0 S: 8	H: 1 LOB: 0 BB: 0 P: 11	1B: 6 2B: 2 3B: 0 HR: 1	SF: 0 SAC: 0 DP: 0 HBP: 3	WP: 0 PB: 0 SB: 0 CS: 2	PA: 39							
PITCHER	IP	WLS	BF	H	R	ER	SO	BB	IBB	HBP	BLK	WP	HR	S	P	ERA	WHIP										
Jamey Wright, R ERA: 5.08	(1, 1)	6.0	L 32	7	4	4	2	5	0	3	0	0	0	65	111	6.00	2.000										
38 Brian Wilson, R ERA: 5.21	(7, 1)	1.0	4	1	0	0	1	0	0	0	0	0	0	15	20	0.00	1.000										
32 Kevin Correia, R ERA: 3.47	(8, 1)	1.0	3	1	0	0	0	0	0	0	0	0	0	8	11	0.00	1.000										

San Francisco Giants @ Pittsburgh Pirates
PNC Park, Pittsburgh, PA
Sat Jul 29 2006, 7:05 PM EDT
Att: 38,373 - Partly Cloudy - 79 F

AB 31
R 4
H 9
RBI 4
BB 5
SO 3
LOB 23

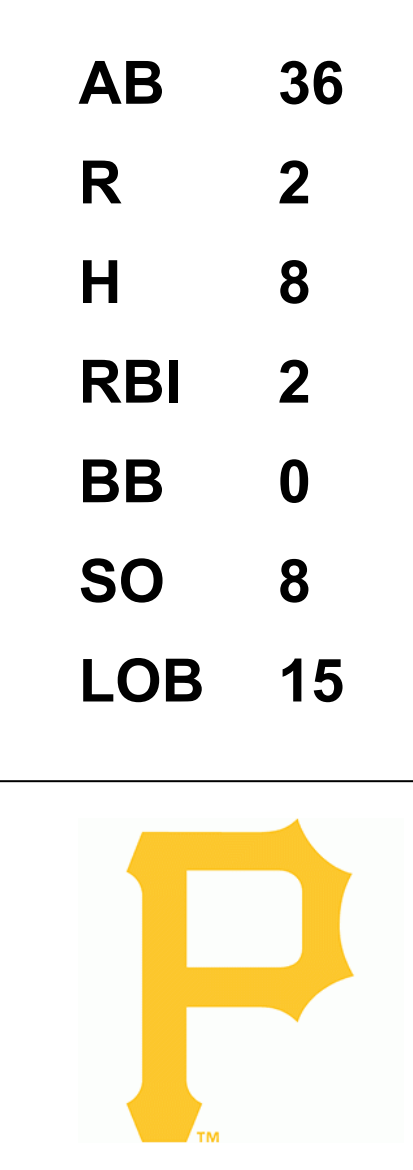


Batter	1	2	3	4	5	6	7	8	9	AB	R	H	RBI	BB	SO	LOB	TOP										
14 Willy Aybar, S (1,5) OBP: 0.363, SLG: 0.413	G5-3		L3				P5		F7	4	0	0	0	1	0	0	Atlanta Braves @ Pittsburgh Pirates PNC Park, Pittsburgh, PA Tue Aug 01 2006, 7:05 PM EDT Att: 22,145 - Partly Cloudy - 86 F										
Marcus Giles, R (1,4) OBP: 0.353, SLG: 0.384	K								G6-3	5	1	3	1	0	1	0											
11 Edgar Renteria, R (1,6) OBP: 0.391, SLG: 0.465	K								P3	5	0	0	0	0	2	4											
Andruw Jones, R (1,8) OBP: 0.351, SLG: 0.518										3	0	0	0	1	3	3											
16 Brian McCann, L (1,2) OBP: 0.395, SLG: 0.542										4	0	2	1	0	0	1											
7 Jeff Francoeur, R (1,9) OBP: 0.286, SLG: 0.453										3	0	1	0	1	2	0											
Adam LaRoche, L (1,3) OBP: 0.338, SLG: 0.551										4	2	2	2	0	0	4											
Scott Thorman, L (1,7) OBP: 0.286, SLG: 0.500										3	1	1	0	0	0	0											
Ryan Langerhans, L (6,7) OBP: 0.336, SLG: 0.385										0	0	0	0	1	0	0											
29 John Smoltz, R (1,1) OBP: 0.205, SLG: 0.238										2	0	0	0	0	2	0											
4 Pete Orr, L (8,PH) OBP: 0.209, SLG: 0.281										1	0	0	0	0	0	3											
Danys Baez, R (8,1)										0	0	0	0	0	0	0											
28 Bob Wickman, R (9,1)										0	0	0	0	0	0	0											
Inning Stats	R: 0 H: 0 E: 0 K: 2 S: 9	H: 0 LOB: 0 BB: 0 P: 15	R: 0 H: 0 E: 0 K: 2 S: 7	H: 0 LOB: 0 BB: 0 P: 9	R: 1 H: 1 E: 0 K: 1 S: 8	H: 1 LOB: 0 BB: 0 P: 13	R: 1 H: 3 E: 0 K: 2 S: 12	H: 3 LOB: 2 BB: 1 P: 16	R: 1 H: 2 E: 0 K: 1 S: 12	H: 2 LOB: 2 BB: 0 P: 20	R: 1 H: 2 E: 0 K: 1 S: 7	H: 2 LOB: 0 BB: 0 P: 9	R: 0 H: 1 E: 0 K: 1 S: 8	H: 1 LOB: 1 BB: 0 P: 12	R: 0 H: 0 E: 0 K: 0 S: 12	H: 0 LOB: 3 BB: 3 P: 28	R: 0 H: 0 E: 0 K: 0 S: 7	H: 0 LOB: 0 BB: 0 P: 8	1B: 3 2B: 4 3B: 0 HR: 2	SF: 0 SAC: 1 DP: 0 HBP: 0	WP: 0 PB: 0 SB: 1 CS: 0	PA: 39					
PITCHER	IP	WLS	BF	H	R	ER	SO	BB	IBB	HBP	BLK	WP	HR	S	P	ERA	WHIP										
45 Ian Snell, R (1,1) ERA: 4.66	7.0	L	30	9	4	4	10	1	0	0	0	0	2	63	94	5.14	1.429										
44 Josh Sharpless, R (8,1) ERA:	1.0		6	0	0	0	0	3	0	0	0	0	0	12	28	0.00	3.000										
55 Matt Capps, R (9,1) ERA: 3.26	1.0		3	0	0	0	0	0	0	0	0	0	0	7	8	0.00	0.000										

AB	34
R	4
H	9
RBI	4
BB	4
SO	10
LOB	15



Batter	1	2	3	4	5	6	7	8	9	AB	R	H	RBI	BB	SO	LOB	BOTTOM										
6 Chris Duffy, L (1,8) OBP: 0.245, SLG: 0.265	G3		K							4	0	0	0	0	2	0	Atlanta Braves @ Pittsburgh Pirates PNC Park, Pittsburgh, PA Tue Aug 01 2006, 7:05 PM EDT Att: 22,145 - Partly Cloudy - 86 F										
2 Jack Wilson, R (1,6) OBP: 0.312, SLG: 0.389										4	0	2	0	0	0	0											
12 Freddy Sanchez, R (1,5) OBP: 0.380, SLG: 0.493										4	1	1	0	0	0	2											
Jason Bay, R (1,7) OBP: 0.408, SLG: 0.545										4	1	1	0	0	2	3											
Jeremy Burnitz, L (1,9) OBP: 0.288, SLG: 0.449										4	0	1	1	0	2	1											
Xavier Nady, R (1,3) OBP: 0.325, SLG: 0.483										4	0	1	0	0	0	2											
Jose Castillo, R (1,4) OBP: 0.327, SLG: 0.428										4	0	1	0	0	0	1											
26 Ronny Paulino, R (1,2) OBP: 0.361, SLG: 0.388										4	0	1	1	0	0	2											
13 Nate McLouth, L (9,PR) OBP: 0.295, SLG: 0.367										0	0	0	0	0	0	0											
45 Ian Snell, R (1,1) OBP: 0.088, SLG: 0.031										2	0	0	0	0	1	0											
Joe Randa, R (7,PH) OBP: 0.342, SLG: 0.406										1	0	0	0	0	0	2											
44 Josh Sharpless, R (8,1)										0	0	0	0	0	0	0											
55 Matt Capps, R (9,1)										0	0	0	0	0	0	0											
José Hernández, R (9,PH) OBP: 0.307, SLG: 0.358										1	0	0	0	0	1	2											
Inning Stats	R: 0 H: 1 E: 0 K: 0 S: 8	H: 1 LOB: 1 BB: 0 P: 11	R: 0 H: 0 E: 0 K: 1 S: 9	H: 0 LOB: 0 BB: 0 P: 12	R: 0 H: 0 E: 0 K: 2 S: 9	H: 0 LOB: 0 BB: 0 P: 11	R: 1 H: 2 E: 0 K: 1 S: 13	H: 2 LOB: 1 BB: 0 P: 22	R: 0 H: 0 E: 0 K: 1 S: 6	H: 0 LOB: 0 BB: 0 P: 8	R: 0 H: 1 E: 0 K: 1 S: 13	H: 1 LOB: 1 BB: 0 P: 19	R: 0 H: 2 E: 0 K: 1 S: 11	H: 2 LOB: 2 BB: 0 P: 16	R: 0 H: 0 E: 0 K: 1 S: 8	H: 0 LOB: 0 BB: 0 P: 12	R: 1 H: 2 E: 1 K: 1 S: 15	H: 2 LOB: 2 BB: 0 P: 20	1B: 5 2B: 3 3B: 0 HR: 0	SF: 0 SAC: 0 DP: 0 HBP: 0	WP: 0 PB: 0 SB: 0 CS: 0	PA: 36					
PITCHER	IP	WLS	BF	H	R	ER	SO	BB	IBB	HBP	BLK	WP	HR	S	P	ERA	WHIP										
29 John Smoltz, R (1,1) ERA: 3.45	7.0	W	27	6	1	1	6	0	0	0	0	0	0	69	99	1.29	0.857										
Danys Baez, R (8,1) ERA: 4.18	1.0	H	3	0	0	0	1	0	0	0	0	0	0	8	12	0.00	0.000										
28 Bob Wickman, R (9,1) ERA: 3.66	1.0	S	6	2	1	0	1	0	0	0	0	0	0	15	20	0.00	2.000										



Batter	1	2	3	4	5	6	7	8	9	AB	R	H	RBI	BB	SO	LOB	TOP								
14 Willy Aybar, S OBP: 0.366, SLG: 0.411	L8		G6-4-3 1B		BB			E7 1B 11 SF9		3	1	1	0	1	0	0	Atlanta Braves @ Pittsburgh Pirates PNC Park, Pittsburgh, PA Wed Aug 02 2006, 7:05 PM EDT Att: 21,064 - Clear - 86 F								
Marcus Giles, R OBP: 0.352, SLG: 0.382	F9		G6-4-3		K			FC6-4 1B		4	0	1	0	0	1	3									
11 Edgar Renteria, R OBP: 0.390, SLG: 0.464	BB 1B			G5-3		G5-3		SF9		3	0	1	1	0	0	0									
Andruw Jones, R OBP: 0.350, SLG: 0.514	BB 1-2			F8		G6-3		FC6-4		3	0	0	0	1	0	1									
7 Jeff Francoeur, R OBP: 0.284, SLG: 0.449	K			P3		P4		F8		4	0	0	0	0	1	3									
23 Matt Diaz, R OBP: 0.343, SLG: 0.451		K			G4-3		HR		G6-3	4	1	1	1	0	1	0									
Ryan Langerhans, L OBP: 0.336, SLG: 0.385										0	0	0	0	0	0	0									
Adam LaRoche, L OBP: 0.339, SLG: 0.451	G3				2B		L7		G4-3	2	1	1	0	0	0	0									
Scott Thorman, L OBP: 0.278, SLG: 0.487										2	0	0	0	0	0	0									
Todd Pratt, R OBP: 0.256, SLG: 0.318	K				2B		G6-3		L5	4	0	1	1	0	1	0									
Horacio Ramirez, L OBP: 0.160, SLG: 0.125			G6-3				G5-3			3	0	0	0	0	0	1									
Tyler Yates, R OBP: 0.314, SLG: 0.358					G1-3					0	0	0	0	0	0	0									
Danys Baez, R OBP: 0.250, SLG: 0.250										0	0	0	0	0	0	0									
28 Bob Wickman, R ERA: 3.55										0	0	0	0	0	0	0									
Inning Stats	R: 0 E: 0 K: 1 S: 18	H: 1 LOB: 2 BB: 1 P: 25	R: 0 E: 0 K: 2 S: 8	H: 0 LOB: 0 BB: 0 P: 12	R: 0 E: 0 K: 0 S: 6	H: 1 LOB: 0 BB: 0 P: 6	R: 0 E: 0 K: 0 S: 5	H: 0 LOB: 0 BB: 0 P: 6	R: 1 E: 0 K: 1 S: 12	H: 2 LOB: 2 BB: 1 P: 23	R: 0 E: 0 K: 0 S: 4	H: 0 LOB: 0 BB: 0 P: 6	R: 1 E: 0 K: 0 S: 9	H: 1 LOB: 0 BB: 0 P: 17	R: 1 E: 1 K: 0 S: 7	H: 1 LOB: 1 BB: 0 P: 9	R: 0 E: 0 K: 0 S: 4	H: 0 LOB: 0 BB: 0 P: 6	1B: 3 2B: 2 3B: 0 HR: 1	SF: 1 SAC: 0 DP: 1 HBP: 0	WP: 0 PB: 0 SB: 0 CS: 0	PA: 35			
PITCHER	IP	WLS	BF	H	R	ER	SO	BB	IBB	HBP	BLK	WP	HR	S	P	ERA	WHIP								
28 Paul Maholm, L ERA: 4.83	7.0		27	5	2	2	4	2	0	0	0	0	1	62	95	2.57	1.000								
16 Salomon Torres, R ERA: 4.08	1.0	L	5	1	1	0	0	0	0	0	0	0	0	7	9	0.00	1.000								
Damaso Marte, L ERA: 3.08	1.0		3	0	0	0	0	0	0	0	0	0	0	4	6	0.00	0.000								

Batter	1	2	3	4	5	6	7	8	9	AB	R	H	RBI	BB	SO	LOB	BOTTOM								
6 Chris Duffy, L OBP: 0.243, SLG: 0.262	G3-1			G5-3		G3		G4-3		5	0	1	0	0	0	0	Atlanta Braves @ Pittsburgh Pirates PNC Park, Pittsburgh, PA Wed Aug 02 2006, 7:05 PM EDT Att: 21,064 - Clear - 86 F								
2 Jack Wilson, R OBP: 0.312, SLG: 0.388	G4-3			K		G1-3		E7 1B		4	0	1	1	0	1	0									
12 Freddy Sanchez, R OBP: 0.384, SLG: 0.495	L8			E 1B		BB 1B		IBB		3	1	2	0	1	0	0									
Jason Bay, R OBP: 0.408, SLG: 0.546		F8		E4 2B		BB 1B		F8		3	0	1	1	1	0	3									
Xavier Nady, R OBP: 0.324, SLG: 0.478		F8		F9		BB			G1-3	3	0	0	0	1	0	1									
José Bautista, R OBP: 0.357, SLG: 0.477		G1-3			P5	P5			P2	4	0	0	0	0	3										
Jose Castillo, R OBP: 0.324, SLG: 0.423			G6-3		K		G6-3		F9	4	0	0	0	0	1	0									
26 Ronny Paulino, R OBP: 0.359, SLG: 0.386			K				G6-3		K	4	0	1	0	0	2	0									
28 Paul Maholm, L ERA: 4.35					K				F7	2	0	0	0	0	1	1									
José Hernández, R ERA: 2.81			G2-3							0	1	0	0	1	0	0									
16 Salomon Torres, R ERA: 4.1					K					0	0	0	0	0	0	0									
Damaso Marte, L ERA: 3.55										1	0	0	0	0	0	0									
Inning Stats	R: 0 E: 0 K: 0 S: 6	H: 0 LOB: 0 BB: 0 P: 7	R: 0 E: 0 K: 0 S: 5	H: 0 LOB: 0 BB: 0 P: 8	R: 0 E: 0 K: 1 S: 8	H: 0 LOB: 0 BB: 0 P: 10	R: 1 E: 1 K: 1 S: 10	H: 2 LOB: 1 BB: 0 P: 14	R: 0 E: 0 K: 2 S: 9	H: 1 LOB: 1 BB: 0 P: 10	R: 0 E: 0 K: 0 S: 16	H: 1 LOB: 3 BB: 2 P: 28	R: 1 E: 1 K: 0 S: 13	H: 2 LOB: 2 BB: 2 P: 31	R: 0 E: 0 K: 0 S: 7	H: 0 LOB: 0 BB: 0 P: 11	R: 0 E: 0 K: 1 S: 8	H: 0 LOB: 0 BB: 0 P: 13	1B: 5 2B: 1 3B: 0 HR: 0	SF: 0 SAC: 0 DP: 0 HBP: 0	WP: 0 PB: 0 SB: 0 CS: 0	PA: 37			
PITCHER	IP	WLS	BF	H	R	ER	SO	BB	IBB	HBP	BLK	WP	HR	S	P	ERA	WHIP								
Horacio Ramirez, L ERA: 4.35	6.2		28	5	2	2	4	3	0	0	0	0	0	64	98	2.70	1.200								
Tyler Yates, R ERA: 2.81	0.1	W	3	1	0	0	0	0	1	0	0	0	0	3	10	0.00	3.000								
Danys Baez, R ERA: 4.1	1.0	H	3	0	0	0	0	0	0	0	0	0	0	7	11	0.00	0.000								
28 Bob Wickman, R ERA: 3.55	1.0	S	3	0	0	0	1	0	0	0	0	0	0	8	13	0.00	0.000								

AB	32
R	3
H	6
RBI	3
BB	2
SO	4
LOB	8



AB	33
R	2
H	6
RBI	2
BB	4
SO	5
LOB	8



Batter	1	2	3	4	5	6	7	8	9	AB	R	H	RBI	BB	SO	LOB	TOP			
14 Willy Aybar, S OBP: 0.357, SLG: 0.400										4	0	0	0	0	1	4	Atlanta Braves @ Pittsburgh Pirates PNC Park, Pittsburgh, PA Thu Aug 03 2006, 12:35 PM EDT Att: 17,324 - Sunny - 90 F			
Marcus Giles, R OBP: 0.351, SLG: 0.384										4	1	1	0	0	1	2				
11 Edgar Renteria, R OBP: 0.388, SLG: 0.464										4	1	1	0	0	1	1				
Andruw Jones, R OBP: 0.351, SLG: 0.519										4	0	2	2	0	0	0				
16 Brian McCann, L OBP: 0.393, SLG: 0.536										3	0	0	0	1	1	1				
7 Jeff Francoeur, R OBP: 0.281, SLG: 0.445										4	0	0	0	0	0	3				
Scott Thorman, L OBP: 0.289, SLG: 0.481										3	0	1	0	1	1	0				
Ryan Langerhans, L OBP: 0.339, SLG: 0.384										1	0	0	0	2	0	0				
54 Chad Paronto, R Ken Ray, R Todd Pratt, R										0	0	0	0	0	0	0				
15 Tim Hudson, R 23 Matt Diaz, R										1	0	0	0	0	1	2				
Inning Stats	R: 1 E: 0 K: 1 S: 9	H: 2 LOB: 2 BB: 1 P: 17	R: 0 E: 0 K: 1 S: 12	H: 0 LOB: 2 BB: 2 P: 25	R: 0 E: 0 K: 0 S: 9	H: 0 LOB: 0 BB: 0 P: 11	R: 0 E: 0 K: 1 S: 9	H: 1 LOB: 2 BB: 1 P: 18	R: 0 E: 0 K: 0 S: 6	H: 0 LOB: 0 BB: 0 P: 8	R: 0 E: 0 K: 0 S: 5	H: 0 LOB: 0 BB: 0 P: 9	R: 0 E: 0 K: 0 S: 12	H: 2 LOB: 1 BB: 0 P: 15	R: 0 E: 0 K: 2 S: 11	H: 0 LOB: 0 BB: 0 P: 16	1B: 1 2B: 4 3B: 0 HR: 0	SF: 0 SAC: 1 DP: 0 HBP: 0	WP: 0 PB: 1 SB: 2 CS: 0	PA: 36
PITCHER	IP WLS BF H R ER SO BB IBB HBP BLK WP HR S P ERA WHIP																			
Shawn Chacon, R ERA: 6.62	5.0 W 22 3 1 0 3 4 0 0 0 0 0 0 45 79 1.80 1.400																			
34 John Grabow, L ERA: 3.89	2.0 H 6 0 0 0 0 0 0 0 0 0 0 0 8 11 0.00 0.000																			
55 Matt Capps, R ERA: 3.39	0.1 H 3 2 1 1 1 0 0 0 0 0 0 0 8 11 27.00 6.000																			
Damaso Marte, L ERA: 3.05	0.1 H 1 0 0 0 1 0 0 0 0 0 0 0 3 3 0.00 0.000																			
16 Salomon Torres, R ERA: 4.06	0.1 H 1 0 0 0 0 0 0 0 0 0 0 0 1 1 0.00 0.000																			

Batter	1	2	3	4	5	6	7	8	9	AB	R	H	RBI	BB	SO	LOB	BOTTOM			
6 Chris Duffy, L OBP: 0.244, SLG: 0.261										4	1	1	0	0	2	1	Atlanta Braves @ Pittsburgh Pirates PNC Park, Pittsburgh, PA Thu Aug 03 2006, 12:35 PM EDT Att: 17,324 - Sunny - 90 F			
José Bautista, R OBP: 0.355, SLG: 0.474										4	0	1	0	0	1	2				
12 Freddy Sanchez, R OBP: 0.382, SLG: 0.492										4	1	1	0	0	1	3				
Jason Bay, R OBP: 0.411, SLG: 0.546										2	1	1	1	2	1	0				
Joe Randa, R OBP: 0.346, SLG: 0.415										4	0	2	2	0	1	2				
Xavier Nady, R OBP: 0.325, SLG: 0.476										3	0	1	0	0	1	1				
Jose Castillo, R OBP: 0.323, SLG: 0.420										3	0	0	0	1	0	1				
11 Humberto Cota, R OBP: 0.266, SLG: 0.209										2	0	0	0	0	1	0				
26 Ronny Paulino, R OBP: 0.336, SLG: 0.385										1	0	0	0	0	0	3				
Inning Stats	R: 2 E: 0 K: 1 S: 18	H: 3 LOB: 1 BB: 0 P: 29	R: 0 E: 0 K: 1 S: 6	H: 0 LOB: 0 BB: 0 P: 7	R: 0 E: 0 K: 2 S: 13	H: 1 LOB: 2 BB: 1 P: 19	R: 0 E: 0 K: 1 S: 10	H: 0 LOB: 0 BB: 0 P: 13	R: 0 E: 0 K: 1 S: 7	H: 0 LOB: 0 BB: 0 P: 12	R: 1 E: 0 K: 0 S: 11	H: 2 LOB: 2 BB: 2 P: 21	R: 0 E: 0 K: 0 S: 5	H: 1 LOB: 1 BB: 0 P: 8	R: 0 E: 0 K: 2 S: 13	H: 1 LOB: 1 BB: 0 P: 20		1B: 7 2B: 1 3B: 0 HR: 0	SF: 0 SAC: 1 DP: 1 HBP: 0	WP: 0 PB: 0 SB: 3 CS: 0
PITCHER	IP WLS BF H R ER SO BB IBB HBP BLK WP HR S P ERA WHIP																			
15 Tim Hudson, R ERA: 5.22	6.0 L 26 6 3 3 6 2 1 0 0 0 0 0 65 101 4.50 1.333																			
54 Chad Paronto, R ERA: 2.54	1.0 4 1 0 0 0 0 0 0 0 0 0 0 5 8 0.00 1.000																			
Ken Ray, R ERA: 3.24	1.0 4 1 0 0 2 0 0 0 0 0 0 0 13 20 0.00 1.000																			

Batter	1	2	3	4	5	6	7	8	9	AB	R	H	RBI	BB	SO	LOB	TOP					
6 Chris Duffy, L (1, 8) OBP: 0.242, SLG: 0.259										5	0	1	0	0	2	0						
13 Nate McLouth, L (1, 9) OBP: 0.292, SLG: 0.360										4	0	0	0	1	2	0						
12 Freddy Sanchez, R (1, 5) OBP: 0.380, SLG: 0.488										5	1	1	0	0	0	2						
Jason Bay, R (1, 7) OBP: 0.411, SLG: 0.546										4	1	1	0	1	1	0						
Xavier Nady, R (1, 3) OBP: 0.332, SLG: 0.493										5	2	4	2	0	1	0						
José Hernández, R (1, 6) OBP: 0.311, SLG: 0.347										3	0	0	0	1	1	4						
Jose Castillo, R (1, 4) OBP: 0.325, SLG: 0.429										4	1	2	2	0	0	3						
26 Ronny Paulino, R (1, 2) OBP: 0.363, SLG: 0.398										3	1	2	2	1	0	0						
24 Tom Gorzelanny, R (1, 1) 44 Josh Sharpless, R (9, 1)										4	0	0	0	0	2	4						
										0	0	0	0	0	0	0						
Inning Stats	R: 0 E: 0 K: 1 S: 8	H: 0 LOB: 0 BB: 0 P: 10	R: 1 E: 0 K: 1 S: 13	H: 2 LOB: 2 BB: 1 P: 23	R: 2 E: 0 K: 2 S: 18	H: 3 LOB: 1 BB: 0 P: 23	R: 1 E: 0 K: 0 S: 12	H: 2 LOB: 2 BB: 1 P: 20	R: 1 E: 1 K: 1 S: 15	H: 2 LOB: 2 BB: 1 P: 23	R: 0 E: 0 K: 1 S: 11	H: 0 LOB: 0 BB: 0 P: 18	R: 0 E: 0 K: 0 S: 14	H: 1 LOB: 1 BB: 1 P: 22	R: 1 E: 0 K: 2 S: 16	H: 1 LOB: 0 BB: 0 P: 24	R: 0 E: 0 K: 1 S: 7	H: 0 LOB: 0 BB: 0 P: 10	1B: 5 2B: 4 3B: 0 HR: 2	SF: 0 SAC: 0 DP: 1 HBP: 0	WP: 0 PB: 0 SB: 1 CS: 0	PA: 41
PITCHER	IP	WLS	BF	H	R	ER	SO	BB	IBB	HBP	BLK	WP	HR	S	P	ERA	WHIP					
38 Carlos Zambrano, R (1, 1) ERA: 3.42	6.0	L	30	9	5	5	6	2	1	0	0	0	1	77	117	7.50	1.833					
David Aardsma, R (7, 1) ERA: 5.24	2.0		8	2	1	1	2	1	0	0	0	0	1	30	46	4.50	1.500					
44 Roberto Novoa, R (9, 1) ERA: 4.97	1.0		3	0	0	0	1	0	0	0	0	0	0	7	10	0.00	0.000					

Pittsburgh Pirates @ Chicago Cubs
Wrigley Field, Chicago, IL
Fri Aug 04 2006, 1:20 PM CDT
Att: 39,973 - Sunny - 85 F

AB	37
R	6
H	11
RBI	6
BB	4
SO	9
LOB	13



Batter	1	2	3	4	5	6	7	8	9	AB	R	H	RBI	BB	SO	LOB	BOTTOM					
Juan Pierre, L (1, 8) OBP: 0.325, SLG: 0.376										3	0	0	0	0	0	0						
Cesar Izturis, S (1, 6) OBP: 0.292, SLG: 0.338										4	0	0	0	0	1	2						
Michael Barrett, R (1, 2) OBP: 0.396, SLG: 0.553										3	0	0	0	0	1	0						
16 Aramis Ramirez, R (1, 5) OBP: 0.336, SLG: 0.530										4	0	1	0	0	1	1						
Phil Nevin, R (1, 3) OBP: 0.315, SLG: 0.443										3	0	0	0	1	2	2						
Jacque Jones, L (1, 9) OBP: 0.320, SLG: 0.495										3	0	1	0	0	1	1						
19 Matt Murton, R (1, 7) OBP: 0.358, SLG: 0.406										2	0	0	0	1	0	2						
5 Ronny Cedeno, R (1, 4) OBP: 0.279, SLG: 0.335										3	0	1	0	0	2	1						
38 Carlos Zambrano, S (1, 1) OBP: 0.200, SLG: 0.438										1	0	0	0	0	0	1						
David Aardsma, R (7, 1)										0	0	0	0	0	0	0						
2 Ryan Theriot, R (6, PH) OBP: 0.364, SLG: 0.474										1	0	0	0	0	0	0						
44 Roberto Novoa, R (9, 1) OBP: 0.250, SLG: 0.500										0	0	0	0	0	0	0						
										0	0	0	0	0	0	0						
Inning Stats	R: 0 E: 0 K: 0 S: 9	H: 0 LOB: 0 BB: 0 P: 14	R: 0 E: 0 K: 2 S: 9	H: 0 LOB: 0 BB: 0 P: 15	R: 0 E: 0 K: 1 S: 10	H: 0 LOB: 2 BB: 1 P: 17	R: 0 E: 0 K: 2 S: 16	H: 1 LOB: 2 BB: 0 P: 26	R: 0 E: 0 K: 0 S: 6	H: 1 LOB: 0 BB: 0 P: 8	R: 0 E: 0 K: 1 S: 8	H: 0 LOB: 0 BB: 0 P: 11	R: 0 E: 0 K: 0 S: 4	H: 0 LOB: 0 BB: 1 P: 10	R: 0 E: 0 K: 1 S: 6	H: 0 LOB: 0 BB: 0 P: 10	R: 0 E: 0 K: 1 S: 8	H: 1 LOB: 1 BB: 0 P: 10	1B: 3 2B: 0 3B: 0 HR: 0	SF: 0 SAC: 1 DP: 2 HBP: 2	WP: 0 PB: 0 SB: 0 CS: 0	PA: 32
PITCHER	IP	WLS	BF	H	R	ER	SO	BB	IBB	HBP	BLK	WP	HR	S	P	ERA	WHIP					
24 Tom Gorzelanny, L (1, 1) ERA: 4.41	8.0	W	28	2	0	0	7	2	0	0	0	0	0	8	111	0.00	0.500					
44 Josh Sharpless, R (9, 1) ERA:	1.0		4	1	0	0	1	0	0	0	0	0	0	8	10	0.00	1.000					

Pittsburgh Pirates @ Chicago Cubs
Wrigley Field, Chicago, IL
Fri Aug 04 2006, 1:20 PM CDT
Att: 39,973 - Sunny - 85 F

AB	27
R	0
H	3
RBI	0
BB	2
SO	8
LOB	10



Batter	1	2	3	4	5	6	7	8	9	AB	R	H	RBI	BB	SO	LOB	TOP		
6 Chris Duffy, L OBP: 0.233, SLG: 0.248										5	0	0	0	0	1	2			
13 Nate McLouth, L OBP: 0.290, SLG: 0.369										5	1	1	1	0	1	2			
12 Freddy Sanchez, R OBP: 0.376, SLG: 0.482										5	0	0	0	0	0	1			
Jason Bay, R OBP: 0.412, SLG: 0.544										3	2	1	0	1	1	0			
Xavier Nady, R OBP: 0.334, SLG: 0.491										3	1	1	0	1	0	1			
Jose Castillo, R OBP: 0.327, SLG: 0.430										4	0	2	1	0	0	2			
José Bautista, R OBP: 0.355, SLG: 0.470										2	0	0	0	0	2	2			
26 Ronny Paulino, R OBP: 0.365, SLG: 0.408										3	1	1	3	1	0	3			
57 Zach Duke, L 34 John Grabow, L 16 Salomon Torres, R Jerome Burnitz, L 55 Matt Capps, R Damaso Marte, L										3	0	2	0	0	1	3			
Inning Stats	R: 0 E: 0 K: 2 S: 9	H: 0 LOB: 0 BB: 0 P: 11	R: 1 E: 1 K: 1 S: 12	H: 2 LOB: 1 BB: 0 P: 22	R: 0 E: 0 K: 0 S: 13	H: 1 LOB: 1 BB: 0 P: 18	R: 0 E: 0 K: 1 S: 9	H: 0 LOB: 0 BB: 0 P: 15	R: 1 E: 0 K: 1 S: 15	H: 2 LOB: 1 BB: 0 P: 17	R: 1 E: 0 K: 0 S: 7	H: 1 LOB: 0 BB: 0 P: 11	R: 1 E: 0 K: 0 S: 9	H: 2 LOB: 1 BB: 0 P: 13	R: 0 E: 0 K: 0 S: 9	H: 0 LOB: 0 BB: 0 P: 12	1B: 5 2B: 1 3B: 0 HR: 2	SF: 0 SAC: 1 DP: 1 HBP: 1	WP: 0 PA: 39 PB: 0 SB: 0 CS: 0
PITCHER	IP: 5.2 WLS: W BF: 26 ERA: 6.64	H: 5 R: 3 ER: 2 SO: 5	BB: 3 IBB: 0 HBP: 1 BLK: 0	WP: 0 HR: 1 S: 64 P: 103	ERA: 3.18 WHIP: 1.412	PITCHER	IP: 1.0 WLS: S BF: 3 ERA: 4.21	H: 0 R: 0 ER: 0 SO: 0	BB: 0 IBB: 0 HBP: 0 BLK: 0	WP: 0 HR: 0 S: 9 P: 12	ERA: 0.00 WHIP: 0.000	22 Mark Prior, R ERA: 6.64	13 Will Ohman, L ERA: 4.38	47 Scott Eyre, L ERA: 2.17	43 Michael Wuerztz, R ERA: 3.38	Bob Howry, R ERA: 3.44	46 Ryan Dempster, R ERA: 4.21		

Pittsburgh Pirates @ Chicago Cubs
Wrigley Field, Chicago, IL
Sat Aug 05 2006, 3:05 PM CDT
Att: 41,007 - Partly Cloudy - 83 F

AB	34
R	5
H	8
RBI	5
BB	3
SO	6
LOB	17



Batter	1	2	3	4	5	6	7	8	9	AB	R	H	RBI	BB	SO	LOB	BOTTOM		
Juan Pierre, L OBP: 0.326, SLG: 0.376										3	2	1	0	1	0	1			
Cesar Izturis, S OBP: 0.293, SLG: 0.338										3	0	1	1	0	0	0			
Michael Barrett, R OBP: 0.395, SLG: 0.549										4	0	1	1	0	0	1			
16 Aramis Ramirez, R OBP: 0.340, SLG: 0.533										2	1	1	0	2	0	0			
Phil Nevin, R OBP: 0.315, SLG: 0.441										2	1	0	0	1	1	1			
John Mabry, L OBP: 0.326, SLG: 0.344										1	0	0	0	0	0	2			
29 Angel Pagán, S OBP: 0.341, SLG: 0.476										3	2	2	2	1	0	0			
19 Matt Murton, R OBP: 0.360, SLG: 0.418										4	1	2	2	0	0	0			
46 Ryan Dempster, R										0	0	0	0	0	0	0			
5 Ronny Cedeno, R OBP: 0.282, SLG: 0.338										3	0	2	1	0	0	0			
22 Mark Prior, R 13 Will Ohman, L 2 Ryan Theriot, R 47 Scott Eyre, L 43 Michael Wuerztz, R Bob Howry, L Jacque Jones, L										2	0	1	0	0	1	1			
Inning Stats	R: 4 E: 0 K: 0 S: 23	H: 6 LOB: 3 BB: 1 P: 40	R: 0 E: 0 K: 0 S: 5	H: 0 LOB: 0 BB: 0 P: 6	R: 0 E: 0 K: 1 S: 7	H: 0 LOB: 1 BB: 1 P: 15	R: 0 E: 0 K: 1 S: 10	H: 1 LOB: 1 BB: 0 P: 15	R: 0 E: 0 K: 0 S: 7	H: 1 LOB: 1 BB: 1 P: 16	R: 1 E: 0 K: 0 S: 9	H: 1 LOB: 0 BB: 0 P: 15	R: 1 E: 0 K: 0 S: 10	H: 1 LOB: 1 BB: 2 P: 20	R: 1 E: 1 K: 0 S: 6	H: 1 LOB: 0 BB: 0 P: 6	1B: 8 2B: 1 3B: 0 HR: 2	SF: 0 SAC: 2 DP: 2 HBP: 0	WP: 0 PA: 38 PB: 0 SB: 1 CS: 1
PITCHER	IP: 6.0 WLS: L BF: 27 ERA: 5.35	H: 9 R: 5 ER: 5 SO: 2	BB: 3 IBB: 0 HBP: 0 BLK: 0	WP: 0 HR: 1 S: 61 P: 107	ERA: 7.50 WHIP: 2.000	PITCHER	IP: 6.0 WLS: L BF: 27 ERA: 4.02	H: 9 R: 5 ER: 5 SO: 2	BB: 3 IBB: 0 HBP: 0 BLK: 0	WP: 0 HR: 1 S: 61 P: 107	ERA: 0.00 WHIP: 3.000	57 Zach Duke, L ERA: 5.35	34 John Grabow, L ERA: 4.02	16 Salomon Torres, R ERA: 4.02	55 Matt Capps, R ERA: 3.53	Damaso Marte, L ERA: 3.0	46 Ryan Dempster, R ERA: 4.21		

Pittsburgh Pirates @ Chicago Cubs
Wrigley Field, Chicago, IL
Sat Aug 05 2006, 3:05 PM CDT
Att: 41,007 - Partly Cloudy - 83 F

AB	29
R	7
H	11
RBI	7
BB	5
SO	2
LOB	7



Batter	1	2	3	4	5	6	7	8	9	AB	R	H	RBI	BB	SO	LOB	TOP										
6 Chris Duffy, L (1, 8) OBP: 0.227, SLG: 0.242 12 Freddy Sanchez, R (7, PH) OBP: 0.375, SLG: 0.481 34 John Grabow, L (7, 1) Damaso Marte, L (8, 1) Jeremy Burnitz, L (9, PH) OBP: 0.285, SLG: 0.444 2 Jack Wilson, R (1, 6) OBP: 0.312, SLG: 0.387										3	0	0	0	0	1	2	Pittsburgh Pirates @ Chicago Cubs Wrigley Field, Chicago, IL Sun Aug 06 2006, 1:20 PM CDT Att: 40,320 - Partly Cloudy - 77 F										
Joe Randa, R (1, 5) OBP: 0.349, SLG: 0.413										5	0	1	0	0	0	3											
Jason Bay, R (1, 7) OBP: 0.409, SLG: 0.539										4	0	0	0	0	3	3											
Xavier Nady, R (1, 3) OBP: 0.333, SLG: 0.488										4	0	1	0	0	2	3											
Jose Castillo, R (1, 4) OBP: 0.326, SLG: 0.428										4	0	1	0	0	1	3											
José Bautista, R (1, 9) OBP: 0.354, SLG: 0.464										3	0	0	0	1	2	1											
26 Ronny Paulino, R (1, 2) OBP: 0.370, SLG: 0.422										4	1	3	1	0	0	1											
45 Ian Snell, R (1, 1) OBP: 0.088, SLG: 0.031 José Hernández, R (7, PH) OBP: 0.318, SLG: 0.347										0	0	0	0	0	0	0											
13 Nate McLouth, L (9, PH) OBP: 0.293, SLG: 0.371										1	0	1	0	0	0	0											
Inning Stats	R: 0 E: 0 K: 1 S: 9	H: 0 LOB: 0 BB: 0 P: 12	R: 0 E: 0 K: 3 S: 11	H: 1 LOB: 1 BB: 0 P: 17	R: 0 E: 0 K: 0 S: 7	H: 1 LOB: 1 BB: 0 P: 9	R: 0 E: 0 K: 2 S: 12	H: 1 LOB: 1 BB: 0 P: 16	R: 0 E: 0 K: 0 S: 7	H: 0 LOB: 1 BB: 1 P: 13	R: 0 E: 0 K: 2 S: 11	H: 1 LOB: 1 BB: 0 P: 17	R: 1 E: 0 K: 1 S: 11	H: 1 LOB: 1 BB: 1 P: 19	R: 0 E: 0 K: 1 S: 15	H: 1 LOB: 2 BB: 1 P: 23		R: 0 E: 0 K: 1 S: 12	H: 2 LOB: 2 BB: 0 P: 20	1B: 7 2B: 0 3B: 0 HR: 1	SF: 0 SAC: 2 DP: 0 HBP: 0	WP: 0 PB: 0 SB: 1 CS: 0	PA: 38				
PITCHER	IP	WLS	BF	H	R	ER	SO	BB	IBB	HBP	BLK	WP	HR	S	P	ERA	WHIP										
53 Rich Hill, L (1, 1) ERA: 6.69	7.0	W	28	5	1	1	9	2	0	0	0	0	1	68	103	1.29	1.000										
Bob Howry, R (8, 1) ERA: 3.38	1.0		5	1	0	0	1	1	0	0	0	0	0	15	23	0.00	2.000										
46 Ryan Dempster, R (9, 1) ERA: 4.13	1.0		5	2	0	0	1	0	0	0	0	0	0	12	20	0.00	2.000										

Batter	1	2	3	4	5	6	7	8	9	AB	R	H	RBI	BB	SO	LOB	BOTTOM										
Juan Pierre, L (1, 8) OBP: 0.323, SLG: 0.373										4	0	0	0	0	0	2	Pittsburgh Pirates @ Chicago Cubs Wrigley Field, Chicago, IL Sun Aug 06 2006, 1:20 PM CDT Att: 40,320 - Partly Cloudy - 77 F										
Cesar Izturis, S (1, 6) OBP: 0.298, SLG: 0.343										4	1	2	1	0	1	0											
Michael Barrett, R (1, 2) OBP: 0.390, SLG: 0.542										4	0	0	0	0	0	2											
16 Aramis Ramirez, R (1, 5) OBP: 0.344, SLG: 0.540										4	2	3	0	0	0	0											
Jacque Jones, L (1, 9) OBP: 0.317, SLG: 0.489										3	0	0	1	0	2	2											
29 Angel Pagán, S (1, 7) OBP: 0.348, SLG: 0.494										3	0	2	1	0	1	1											
John Mabry, L (1, 3) OBP: 0.324, SLG: 0.336										3	1	0	0	1	2	2											
5 Ronny Cedeno, R (1, 4) OBP: 0.285, SLG: 0.349										3	2	2	3	0	1	1											
53 Rich Hill, L (1, 1) ERA: 4.78 Bob Howry, L (8, 1) OBP: 1.000, SLG: 1.000 46 Ryan Dempster, R (9, 1) ERA: 3.15										2	0	0	0	1	1	2											
Inning Stats	R: 0 E: 0 K: 0 S: 8	H: 0 LOB: 0 BB: 0 P: 11	R: 0 E: 0 K: 1 S: 9	H: 1 LOB: 1 BB: 0 P: 15	R: 1 E: 0 K: 0 S: 11	H: 2 LOB: 1 BB: 0 P: 14	R: 3 E: 0 K: 2 S: 19	H: 2 LOB: 1 BB: 2 P: 36	R: 1 E: 0 K: 0 S: 9	H: 2 LOB: 0 BB: 0 P: 11	R: 0 E: 0 K: 3 S: 13	H: 1 LOB: 1 BB: 0 P: 15	R: 0 E: 0 K: 1 S: 10	H: 0 LOB: 0 BB: 0 P: 12	R: 1 E: 0 K: 1 S: 6	H: 1 LOB: 0 BB: 0 P: 8		1B: 5 2B: 4 3B: 0 HR: 1	SF: 1 SAC: 1 DP: 1 HBP: 0	WP: 0 PB: 0 SB: 1 CS: 0	PA: 34						
PITCHER	IP	WLS	BF	H	R	ER	SO	BB	IBB	HBP	BLK	WP	HR	S	P	ERA	WHIP										
45 Ian Snell, R (1, 1) ERA: 4.78	6.0	L	27	8	5	5	6	2	0	0	0	0	1	69	102	7.50	1.667										
34 John Grabow, L (7, 1) ERA: 3.94	1.0		3	0	0	0	1	0	0	0	0	0	0	10	12	0.00	0.000										
Damaso Marte, L (8, 1) ERA: 3.15	1.0		4	1	1	1	1	0	0	0	0	0	0	6	8	9.00	1.000										



Batter	1	2	3	4	5	6	7	8	9	AB	R	H	RBI	BB	SO	LOB	TOP										
13 Nate McLouth, L OBP: 0.291, SLG: 0.368	G3		G4-3			12 2B		K		4	1	1	0	0	1	1	Pittsburgh Pirates @ Houston Astros Minute Maid Park, Houston, TX Wed Aug 09 2006, 7:05 PM CDT Att: 31,077 - Roof Closed - 73 F										
2 Jack Wilson, R OBP: 0.399, SLG: 0.384	K					K		G3-1		4	0	1	0	0	2	2											
12 Freddy Sanchez, R OBP: 0.380, SLG: 0.487 Jose Castillo, R OBP: 0.324, SLG: 0.424	BB					G6-3		K		2	0	1	1	1	0	1											
Jason Bay, R OBP: 0.405, SLG: 0.532 44 Josh Sharpless, R OBP: 0.338, SLG: 0.424 Damaso Marte, L OBP: 0.263, SLG: 0.207	F8					F8		K		3	0	0	0	0	1	3											
11 Humberto Cota, R OBP: 0.283, SLG: 0.207						K		K		0	0	0	0	0	0	0											
Jose Hernandez, R OBP: 0.306, SLG: 0.333						K		K		1	0	0	0	0	1	0											
26 Ronny Paulino, R OBP: 0.368, SLG: 0.417 Michael Gonzalez, R OBP: 0.250, SLG: 0.250 Jerome Buntz, L OBP: 0.287, SLG: 0.442	F8					G5-3 1B		K		3	0	1	0	0	1	0											
Jose Bautista, R OBP: 0.350, SLG: 0.459	F8					G5-3		K		3	0	0	0	0	1	1											
6 Chris Duffy, L OBP: 0.223, SLG: 0.231						G5-3		K		3	0	0	0	0	1	1											
Shawn Chacon, R OBP: 0.103, SLG: 0.103 Xavier Nady, R OBP: 0.331, SLG: 0.481						G6-3		G3-1 BB		0	0	0	0	0	0	0											
Inning Stats	R: 0 E: 0 K: 1 S: 9	H: 0 LOB: 1 BB: 1 P: 15	R: 0 E: 0 K: 1 S: 6	H: 0 LOB: 3 BB: 0 P: 10	R: 0 E: 0 K: 0 S: 8	H: 0 LOB: 0 BB: 0 P: 13	R: 0 E: 0 K: 0 S: 14	H: 1 LOB: 1 BB: 0 P: 17	R: 0 E: 0 K: 1 S: 11	H: 1 LOB: 1 BB: 0 P: 19	R: 1 E: 0 K: 3 S: 19	H: 2 LOB: 1 BB: 0 P: 25	R: 0 E: 0 K: 3 S: 10	H: 0 LOB: 0 BB: 0 P: 11	R: 0 E: 0 K: 2 S: 10	H: 0 LOB: 1 BB: 1 P: 16	R: 0 E: 0 K: 2 S: 9	H: 0 LOB: 0 BB: 0 P: 14	1B: 2 2B: 2 3B: 0 HR: 0	SF: 0 SAC: 0 DP: 0 HBP: 0	WP: 0 PB: 0 SB: 0 CS: 0	PA: 33					
PITCHER	IP	WLS	BF	H	R	ER	SO	BB	IBB	HBP	BLK	WP	HR	S	P	ERA	WHIP										
44 Roy Oswalt, R ERA: 3.27	6.0	W	23	4	1	1	6	1	0	0	0	0	0	67	99	1.50	0.833										
Russ Springer, R ERA: 3.32	1.0		3	0	0	0	3	0	0	0	0	0	0	10	11	0.00	0.000										
Dave Borkowski, R ERA: 3.5	1.0		4	0	0	0	2	1	0	0	0	0	0	10	16	0.00	1.000										
64 Fernando Nieve, R ERA: 4.22	1.0		3	0	0	0	2	0	0	0	0	0	0	9	14	0.00	0.000										

Batter	1	2	3	4	5	6	7	8	9	AB	R	H	RBI	BB	SO	LOB	BOTTOM										
Willy Taveras, R OBP: 0.329, SLG: 0.339 Russ Springer, R OBP: 0.353, SLG: 0.442	G6-3					L3				4	2	1	0	1	0	2	Pittsburgh Pirates @ Houston Astros Minute Maid Park, Houston, TX Wed Aug 09 2006, 7:05 PM CDT Att: 31,077 - Roof Closed - 73 F										
Dave Borkowski, R OBP: 0.289, SLG: 0.358										0	0	0	0	0	0	0											
Craig Biggio, R OBP: 0.327, SLG: 0.458 2 Chris Burke, R OBP: 0.353, SLG: 0.442						F8		F8		4	2	2	1	0	0	1											
17 Lance Berkman, S OBP: 0.419, SLG: 0.625 Mike Lamb, L OBP: 0.365, SLG: 0.513										1	3	0	0	3	1	0											
Aubrey Huff, L OBP: 0.359, SLG: 0.471										1	0	0	0	0	0	0											
Luke Scott, L OBP: 0.459, SLG: 0.691										4	2	3	6	1	0	0											
Morgan Ensberg, R OBP: 0.384, SLG: 0.531 Orlando Palmeiro, L OBP: 0.291, SLG: 0.291										5	1	2	2	0	2	1											
28 Adam Everett, R OBP: 0.295, SLG: 0.331 64 Fernando Nieve, R OBP: 0.222, SLG: 0.125										3	0	1	1	1	0	0											
Brad Ausmus, R OBP: 0.298, SLG: 0.292										5	1	2	0	0	0	2											
44 Roy Oswalt, R OBP: 0.212, SLG: 0.260 16 Jason Lane, R OBP: 0.332, SLG: 0.408										3	1	1	2	0	0	2											
Inning Stats	R: 3 E: 0 K: 1 S: 16	H: 3 LOB: 0 BB: 1 P: 24	R: 4 E: 0 K: 0 S: 17	H: 3 LOB: 3 BB: 4 P: 40	R: 3 E: 0 K: 0 S: 15	H: 3 LOB: 1 BB: 1 P: 31	R: 0 E: 1 K: 0 S: 12	H: 1 LOB: 2 BB: 0 P: 17	R: 2 E: 0 K: 1 S: 13	H: 2 LOB: 0 BB: 0 P: 23	R: 2 E: 0 K: 0 S: 11	H: 2 LOB: 0 BB: 0 P: 15	R: 0 E: 0 K: 1 S: 6	H: 0 LOB: 0 BB: 0 P: 10	R: 0 E: 0 K: 1 S: 10	H: 1 LOB: 0 BB: 0 P: 17	R: 0 E: 0 K: 1 S: 10	H: 1 LOB: 0 BB: 0 P: 17	1B: 7 2B: 2 3B: 0 HR: 6	SF: 0 SAC: 0 DP: 1 HBP: 0	WP: 0 PB: 0 SB: 0 CS: 1	PA: 45					
PITCHER	IP	WLS	BF	H	R	ER	SO	BB	IBB	HBP	BLK	WP	HR	S	P	ERA	WHIP										
Shawn Chacon, R ERA: 7.38	1.2	L	14	6	7	7	1	4	0	0	0	0	2	29	56	37.80	6.000										
Victor Santos, R ERA: 5.58	3.1		19	6	5	5	1	2	0	0	0	0	2	44	79	13.50	2.400										
44 Josh Sharpless, R ERA: 3.38	0.1		2	1	1	1	0	0	0	0	0	0	0	4	7	27.00	3.000										
Damaso Marte, L ERA: 3.32	0.2		3	1	1	1	0	0	0	0	0	0	1	7	8	13.50	1.500										
Michael Gonzalez, L ERA: 2.48	1.0		3	0	0	0	1	0	0	0	0	0	0	6	10	0.00	0.000										
PITCHER	IP	WLS	BF	H	R	ER	SO	BB	IBB	HBP	BLK	WP	HR	S	P	ERA	WHIP										
16 Salomon Torres, R ERA: 3.95	1.0		3	1	0	0	1	0	0	0	0	0	0	10	17	0.00	1.000										



Batter	1	2	3	4	5	6	7	8	9	AB	R	H	RBI	BB	SO	LOB	TOP								
13 Nate McLouth, L OBP: 0.290, SLG: 0.365	L4		FC4-6			2B 12 SF9		K	F7	5	1	1	0	0	1	2									
2 Jack Wilson, R OBP: 0.310, SLG: 0.388	F9		G5-3			1B 12 SF9		1B		4	0	2	0	0	0	1									
12 Freddy Sanchez, R OBP: 0.379, SLG: 0.486	K							1B		3	0	1	1	0	1	0									
Jason Bay, R OBP: 0.404, SLG: 0.529								1B		4	0	1	0	0	1	3									
Jeremy Burnitz, L OBP: 0.288, SLG: 0.438										2	0	0	0	1	0	1									
José Bautista, R OBP: 0.349, SLG: 0.457										1	0	0	0	0	0	2									
Xavier Nady, R OBP: 0.333, SLG: 0.485										4	1	2	0	0	0	1									
Jose Castillo, R OBP: 0.324, SLG: 0.423										4	0	1	0	0	2	3									
26 Ronny Paulino, R OBP: 0.366, SLG: 0.415										4	0	1	1	0	1	1									
24 Tom Gorzelanny, R OBP: 0.346, SLG: 0.400										1	0	0	0	1	1	0									
16 Salomon Torres, R OBP: 0.220, SLG: 0.250										1	0	0	0	0	0	3									
34 John Grabow, L OBP: 0.180, SLG: 0.200										0	0	0	0	0	0	0									
55 Matt Capps, R OBP: 0.200, SLG: 0.230										0	0	0	0	0	0	0									
José Hernández, R OBP: 0.304, SLG: 0.330										1	0	0	0	0	1	1									
Inning Stats	R: 0 E: 0 K: 1 S: 10	H: 0 LOB: 0 BB: 0 P: 14	R: 0 E: 0 K: 1 S: 7	H: 1 LOB: 1 BB: 0 P: 12	R: 0 E: 0 K: 1 S: 11	H: 0 LOB: 1 BB: 1 P: 22	R: 0 E: 0 K: 0 S: 9	H: 0 LOB: 0 BB: 0 P: 12	R: 0 E: 0 K: 1 S: 5	H: 0 LOB: 0 BB: 0 P: 8	R: 1 E: 0 K: 1 S: 12	H: 2 LOB: 1 BB: 0 P: 20	R: 0 E: 0 K: 0 S: 10	H: 2 LOB: 2 BB: 1 P: 15	R: 0 E: 0 K: 2 S: 14	H: 2 LOB: 2 BB: 0 P: 19	R: 1 E: 0 K: 1 S: 10	H: 2 LOB: 1 BB: 0 P: 14	1B: 7 2B: 2 3B: 0 HR: 0	SF: 1 SAC: 0 DP: 1 HBP: 0	WP: 0 PB: 0 SB: 1 CS: 0	PA: 37			
PITCHER	IP	WLS	BF	H	R	ER	SO	BB	IBB	HBP	BLK	WP	HR	S	P	ERA	WHIP								
Roger Clemens, R ERA: 2.24	6.0	W	24	4	1	1	5	2	0	0	0	0	0	57	95	1.50	1.000								
Chad Qualls, R ERA: 4.08	1.0	H	3	1	0	0	0	0	0	0	0	0	0	7	8	0.00	1.000								
Dan Wheeler, R ERA: 3.02	0.2	A	4	2	0	0	2	0	0	0	0	0	0	12	15	0.00	3.000								
Trever Miller, L ERA: 3.93	0.1	H	1	0	0	0	0	0	0	0	0	0	0	2	4	0.00	0.000								
54 Brad Lidge, R ERA: 5.71	1.0		5	2	1	1	1	0	0	0	0	0	0	10	14	9.00	2.000								

Pittsburgh Pirates @ Houston Astros
Minute Maid Park, Houston, TX
Thu Aug 10 2006, 7:05 PM CDT
Att: 41,476 - Roof Closed - 73 F

AB	34
R	2
H	9
RBI	2
BB	2
SO	8
LOB	18



Batter	1	2	3	4	5	6	7	8	9	AB	R	H	RBI	BB	SO	LOB	BOTTOM								
Willy Taveras, R OBP: 0.330, SLG: 0.338	17 BB	K						K	F8	4	0	1	0	1	2	3									
Craig Biggio, R OBP: 0.327, SLG: 0.458	P4									4	1	1	0	0	1	3									
2 Chris Burke, R OBP: 0.353, SLG: 0.442										0	0	0	0	0	0	0									
17 Lance Berkman, S OBP: 0.422, SLG: 0.623	G6-4-3									1	1	0	0	3	0	0									
Aubrey Huff, L OBP: 0.355, SLG: 0.465	G6-4-3									4	0	0	0	0	2	5									
Morgan Ensberg, R OBP: 0.395, SLG: 0.494										3	2	1	3	1	1	1									
Luke Scott, L OBP: 0.482, SLG: 0.676										3	1	1	0	1	1	0									
28 Adam Everett, R OBP: 0.294, SLG: 0.331	F3									4	0	1	0	0	0	3									
Brad Ausmus, R OBP: 0.303, SLG: 0.298										4	0	3	2	0	0	1									
Roger Clemens, R ERA: 4.19										2	0	0	0	0	2	2									
Chad Qualls, R ERA: 4.21										0	0	0	0	0	0	0									
Dan Wheeler, R ERA: 3.86										1	0	0	0	0	0	0									
Trever Miller, L ERA: 3.86										0	0	0	0	0	0	0									
Mike Lamb, L ERA: 3.54										1	0	0	0	0	1	1									
54 Brad Lidge, R ERA: 5.71										0	0	0	0	0	0	0									
Inning Stats	R: 0 E: 0 K: 0 S: 6	H: 0 LOB: 1 BB: 2 P: 14	R: 1 E: 0 K: 1 S: 15	H: 1 LOB: 2 BB: 2 P: 28	R: 0 E: 0 K: 1 S: 6	H: 0 LOB: 1 BB: 1 P: 14	R: 1 E: 0 K: 2 S: 15	H: 3 LOB: 2 BB: 0 P: 21	R: 0 E: 0 K: 1 S: 7	H: 0 LOB: 0 BB: 0 P: 12	R: 0 E: 0 K: 1 S: 15	H: 1 LOB: 1 BB: 0 P: 23	R: 3 E: 0 K: 3 S: 13	H: 2 LOB: 0 BB: 1 P: 24	R: 0 E: 0 K: 1 S: 7	H: 1 LOB: 1 BB: 0 P: 7	1B: 6 2B: 1 3B: 0 HR: 1	SF: 0 SAC: 1 DP: 1 HBP: 0	WP: 0 PB: 0 SB: 0 CS: 0	PA: 37					
PITCHER	IP	WLS	BF	H	R	ER	SO	BB	IBB	HBP	BLK	WP	HR	S	P	ERA	WHIP								
24 Tom Gorzelanny, L ERA: 4.19	6.0	L	27	5	2	2	6	5	0	0	0	0	0	64	112	3.00	1.667								
16 Salomon Torres, R ERA: 4.21	0.1		3	1	2	2	1	0	1	0	0	0	0	4	11	54.00	3.000								
34 John Grabow, L ERA: 3.86	0.1		1	0	0	0	1	0	0	0	0	0	0	3	4	0.00	0.000								
55 Matt Capps, R ERA: 3.54	1.1		6	2	1	1	2	0	0	0	0	0	1	13	16	6.75	1.500								

Pittsburgh Pirates @ Houston Astros
Minute Maid Park, Houston, TX
Thu Aug 10 2006, 7:05 PM CDT
Att: 41,476 - Roof Closed - 73 F

AB	30
R	5
H	8
RBI	5
BB	6
SO	10
LOB	19



Batter	1	2	3	4	5	6	7	8	9	AB	R	H	RBI	BB	SO	LOB	TOP					
22 David Eckstein, R OBP: 0.347, SLG: 0.330	1-1 B1-3		0-1 L4		1-0 HBP			2-1 G4-6-3 1B		3	0	1	0	0	0	0	St. Louis Cardinals @ Pittsburgh Pirates PNC Park, Pittsburgh, PA Fri Aug 11 2006, 7:05 PM EDT Att: 30,516 - Clear - 78 F					
Ronnie Belliard, R OBP: 0.328, SLG: 0.359	3-3 K		0-3 K		2-1 G5-3			2-2 G4-6-3		4	0	0	0	0	2	3						
5 Albert Pujols, R OBP: 0.435, SLG: 0.688	2-2 43 1B		1-2 1B		0-1 2B			0-1 2B		4	1	4	0	0	0	0						
43 Juan Encarnacion, R OBP: 0.317, SLG: 0.467	0-0 2H 1B		2-3 K		0-1 L7			0-1 G6-3		4	0	1	1	0	1	3						
26 Scott Spiezo, S OBP: 0.357, SLG: 0.464	1-0 G6-3			0-0 15 G4-6-3 1B				0-1 F9		4	0	1	0	0	0	2						
15 Jim Edmonds, L OBP: 0.354, SLG: 0.485		1-3 K		0-1 G4-6-3				0-0 F8		3	0	0	0	0	2	2						
Josh Hancock, R										0	0	0	0	0	0	0						
Jorge Sosa, R OBP: 0.200, SLG: 0.522										0	0	0	0	0	0	0						
16 Chris Duncan, L OBP: 0.362, SLG: 0.587										1	0	0	0	0	0	0						
So Taguchi, R OBP: 0.340, SLG: 0.359		0-1 G4-3		1-3 K				2-2 G1-3		4	0	0	0	0	1	0						
4 Yadier Molina, R OBP: 0.277, SLG: 0.327		1-0 HBP			0-2 G5-3 SH2-4 1B			2-1 L7		2	0	1	0	0	0	0						
Jeff Suppan, R OBP: 0.262, SLG: 0.231		1-1 G1-3			0-0 SH2-4			1-3 K		1	0	0	0	0	0	1						
Tyler Johnson, S										0	0	0	0	0	0	0						
Aaron Miles, S OBP: 0.335, SLG: 0.357					1-2					1	0	0	0	0	1	0						
Inning Stats	R: 1 E: 0 K: 1 S: 11	H: 2 LOB: 1 BB: 0 P: 18	R: 0 E: 0 K: 1 S: 7	H: 0 LOB: 1 BB: 0 P: 10	R: 0 E: 0 K: 2 S: 13	H: 1 LOB: 1 BB: 0 P: 16	R: 0 E: 0 K: 1 S: 6	H: 1 LOB: 0 BB: 0 P: 7	R: 0 E: 0 K: 0 S: 7	H: 1 LOB: 1 BB: 0 P: 10	R: 0 E: 0 K: 1 S: 8	H: 1 LOB: 1 BB: 0 P: 8	R: 0 E: 0 K: 1 S: 8	H: 0 LOB: 0 BB: 0 P: 11	R: 0 E: 0 K: 0 S: 9	H: 2 LOB: 1 BB: 0 P: 13	R: 0 E: 0 K: 0 S: 6	H: 0 LOB: 0 BB: 0 P: 8	1B: 5 2B: 3 3B: 0 HR: 0	SF: 0 SAC: 1 DP: 3 HBP: 2	WP: 0 PB: 0 SB: 0 CS: 0	PA: 34
PITCHER 57 Zach Duke, L ERA: 5.09	IP: 9.0 WLS: W BF: 34	H: 8 R: 1 ER: 1 SO: 7	BB: 0 IBB: 0 HBP: 2 BLK: 0	WP: 0 HR: 0 S: 75 P: 101	ERA: 1.00 WHIP: 0.889	PITCHER										IP: 9.0 WLS: W BF: 34	H: 8 R: 1 ER: 1 SO: 7	BB: 0 IBB: 0 HBP: 2 BLK: 0	WP: 0 HR: 0 S: 75 P: 101	ERA: 1.00 WHIP: 0.889		

AB	31
R	1
H	8
RBI	1
BB	0
SO	7
LOB	11



Batter	1	2	3	4	5	6	7	8	9	AB	R	H	RBI	BB	SO	LOB	BOTTOM					
13 Nate McLouth, L OBP: 0.293, SLG: 0.385	1-3 K		0-0 G5-3			3-2 HR		0-2 F9		4	1	2	3	0	1	2	St. Louis Cardinals @ Pittsburgh Pirates PNC Park, Pittsburgh, PA Fri Aug 11 2006, 7:05 PM EDT Att: 30,516 - Clear - 78 F					
José Hernández, R OBP: 0.301, SLG: 0.327										1	0	0	0	0	0	0						
2 Jack Wilson, R OBP: 0.311, SLG: 0.385	1-2 G5-3				1-0 HBP			1-1 G6-3		3	0	0	0	1	0	0						
12 Freddy Sanchez, R OBP: 0.377, SLG: 0.485	1-3 K		1-0 F9		3-1 1B			0-2 G4-3		5	1	1	0	0	1	3						
Jason Bay, R OBP: 0.406, SLG: 0.531		2-1 HBP 2B		0-0 F9		0-0 G5-4-3 1B		2-2 BB 1B		4	2	3	1	0	0	1						
Xavier Nady, R OBP: 0.332, SLG: 0.480		2-0 2B 26 G4-3 HBP		2-2 G5-3		1-1 G5-4-3		1-0 F8		3	1	0	0	0	0	3						
José Bautista, R OBP: 0.354, SLG: 0.463		3-2 26 G4-3 2B			2-1 26 G1-6-3 1B			4-1 26 1B		3	0	2	1	1	0	0						
26 Ronny Paulino, R OBP: 0.368, SLG: 0.416		0-1 G4-3			0-0 G1-6-3			1-2 6 2B 13 3B 1B		4	1	2	2	0	2							
6 Chris Duffy, L OBP: 0.238, SLG: 0.248		2-3 3H			0-1 57 SH5-3 BB			1-0 13 3B 2B		3	1	2	0	1	1	2						
57 Zach Duke, L OBP: 0.235, SLG: 0.280		0-2 SH5-3			2-3 K			0-3 K		3	0	0	0	0	2	5						
Inning Stats	R: 0 E: 0 K: 2 S: 11	H: 0 LOB: 0 BB: 0 P: 14	R: 2 E: 0 K: 0 S: 14	H: 2 LOB: 2 BB: 1 P: 25	R: 0 E: 0 K: 0 S: 6	H: 0 LOB: 1 BB: 0 P: 10	R: 0 E: 0 K: 1 S: 8	H: 2 LOB: 1 BB: 0 P: 12	R: 2 E: 0 K: 0 S: 10	H: 3 LOB: 0 BB: 0 P: 18	R: 2 E: 0 K: 1 S: 15	H: 3 LOB: 2 BB: 1 P: 25	R: 1 E: 0 K: 1 S: 13	H: 2 LOB: 2 BB: 1 P: 24	R: 0 E: 0 K: 0 S: 10	H: 0 LOB: 0 BB: 0 P: 11		1B: 7 2B: 3 3B: 1 HR: 1	SF: 0 SAC: 1 DP: 2 HBP: 2	WP: 0 PB: 0 SB: 0 CS: 0	PA: 39	
PITCHER Jeff Suppan, R ERA: 5.0	IP: 5.1 WLS: L	BF: 25	H: 5 R: 5 ER: 5 SO: 3	BB: 1 IBB: 0 HBP: 0 BLK: 0	WP: 0 HR: 1 S: 54 P: 85	ERA: 8.44 WHIP: 1.688	PITCHER											IP: 5.1 WLS: L	BF: 25	H: 5 R: 5 ER: 5 SO: 3	BB: 1 IBB: 0 HBP: 0 BLK: 0	WP: 0 HR: 1 S: 54 P: 85
Tyler Johnson, L ERA: 5.55	0.1	4	2	1	1	1	0	0	7	15	27.00	9.000										
Josh Hancock, R ERA: 3.67	1.1	7	2	1	1	1	1	0	16	28	6.75	2.250										
Jorge Sosa, R ERA: 5.12	1.0	3	0	0	0	0	0	0	10	11	0.00	0.000										

AB	33
R	7
H	12
RBI	7
BB	3
SO	5
LOB	18



Batter	1	2	3	4	5	6	7	8	9	AB	R	H	RBI	BB	SO	LOB	TOP					
22 David Eckstein, R OBP: 0.347, SLG: 0.332	F7		2B		G4-3		L8-4-3			4	0	1	0	0	0	1	St. Louis Cardinals @ Pittsburgh Pirates PNC Park, Pittsburgh, PA Sat Aug 12 2006, 7:05 PM EDT Att: 35,037 - Clear - 74 F livebaseballscorecards.com					
16 Chris Duncan, L OBP: 0.365, SLG: 0.589	2B		F7		5 HR			K		3	1	1	0	1	1							
5 Albert Pujols, R OBP: 0.435, SLG: 0.693	IBB		P4		1-H			G6-3		3	1	1	2	1	0	1						
15 Jim Edmonds, L OBP: 0.353, SLG: 0.482	K		1B		K			K		4	0	1	0	0	3	2						
26 Scott Spiezo, S OBP: 0.351, SLG: 0.455	K		K		G4-3			B5-3		4	0	0	0	0	2	4						
43 Juan Encarnacion, R OBP: 0.314, SLG: 0.462		K			P4			G6-3		4	0	0	0	0	1	0						
Ronnie Belliard, R ERA: 4.97					L6			F8		2	0	0	0	1	0	1						
41 Braden Looper, R OBP: 0.500, SLG: 1.000					L6			G5-4-3		0	0	0	0	0	0	0						
So Taguchi, R OBP: 0.339, SLG: 0.357					P4					1	0	0	0	0	0	0						
4 Yadier Molina, R OBP: 0.277, SLG: 0.327		L6			P4					3	0	1	0	0	0	1						
Jeff Weaver, R OBP: 0.214, SLG: 0.154					K			FC3-6		2	0	0	0	0	1	1						
Aaron Miles, S OBP: 0.334, SLG: 0.356					K			FC3-6		1	0	0	0	0	0	1						
Inning Stats	R: 0 E: 0 K: 2 S: 10	H: 1 LOB: 2 BB: 1 P: 21	R: 0 E: 0 K: 1 S: 10	H: 0 LOB: 1 BB: 1 P: 17	R: 0 E: 0 K: 1 S: 13	H: 2 LOB: 2 BB: 0 P: 19	R: 0 E: 0 K: 0 S: 3	H: 0 LOB: 0 BB: 0 P: 5	R: 2 E: 0 K: 2 S: 19	H: 1 LOB: 0 BB: 1 P: 27	R: 0 E: 0 K: 0 S: 5	H: 0 LOB: 0 BB: 0 P: 8	R: 0 E: 0 K: 2 S: 4	H: 1 LOB: 0 BB: 0 P: 4	R: 0 E: 0 K: 2 S: 8	H: 0 LOB: 0 BB: 0 P: 13	R: 0 E: 0 K: 0 S: 4	H: 0 LOB: 0 BB: 0 P: 6	1B: 2 2B: 3 3B: 0 HR: 1	SF: 0 SAC: 0 DP: 2 HBP: 0	WP: 0 PB: 0 SB: 0 CS: 0	PA: 34
PITCHER	IP	WLS	BF	H	R	ER	SO	BB	IBB	HBP	BLK	WP	HR	S	P	ERA	WHIP					
45 Ian Snell, R ERA: 4.97	7.0	W	28	5	2	2	6	2	1	0	0	0	1	64	101	2.57	1.000					
34 John Grabow, L ERA: 3.78	1.0	H	3	0	0	0	2	0	0	0	0	0	0	8	13	0.00	0.000					
Michael Gonzalez, L ERA: 2.44	1.0	S	3	0	0	0	0	0	0	0	0	0	0	4	6	0.00	0.000					

Batter	1	2	3	4	5	6	7	8	9	AB	R	H	RBI	BB	SO	LOB	BOTTOM				
6 Chris Duffy, L OBP: 0.250, SLG: 0.261	1B		G1-3		G1-3			1B		5	2	3	0	0	0	3	St. Louis Cardinals @ Pittsburgh Pirates PNC Park, Pittsburgh, PA Sat Aug 12 2006, 7:05 PM EDT Att: 35,037 - Clear - 74 F livebaseballscorecards.com				
2 Jack Wilson, R OBP: 0.313, SLG: 0.385	G3		1B		G5-3		1B	SH3-4		3	0	1	0	1	0	1					
12 Freddy Sanchez, R OBP: 0.382, SLG: 0.488	1B		K		1B		1B	IBB		4	1	3	1	1	1	1					
Jason Bay, R OBP: 0.406, SLG: 0.530	BB		K		1B		SF9	P3		3	0	1	1	1	1	3					
Jeromy Burnitz, L OBP: 0.290, SLG: 0.437	FC4-6				1B		F8	L8		3	0	1	1	1	0	4					
34 John Grabow, L ERA: 3.78	FC4-6				1B		1B			0	0	0	0	0	0	0					
Joe Randa, R OBP: 0.343, SLG: 0.405					1B		1B			1	0	0	0	0	0	2					
Michael Gonzalez, R ERA: 2.44					1B					0	0	0	0	0	0	0					
Xavier Nady, R OBP: 0.334, SLG: 0.478	F7				1B		G1-3			3	0	1	0	0	0	2					
José Bautista, R OBP: 0.353, SLG: 0.458	F7				K		F4			3	0	0	0	1	1	5					
26 Ronny Paulino, R OBP: 0.364, SLG: 0.411	F7				L9		F8			4	0	0	0	0	0	6					
45 Ian Snell, R OBP: 0.108, SLG: 0.057					1B		F9			3	0	1	0	0	0	0					
José Hernández, R OBP: 0.298, SLG: 0.324					1B		FC5-4			1	0	0	0	0	0	1					
Inning Stats	R: 1 E: 0 K: 0 S: 14	H: 2 LOB: 2 BB: 1 P: 24	R: 0 E: 0 K: 0 S: 7	H: 0 LOB: 0 BB: 0 P: 9	R: 0 E: 0 K: 2 S: 10	H: 1 LOB: 1 BB: 0 P: 17	R: 0 E: 0 K: 1 S: 14	H: 2 LOB: 3 BB: 1 P: 24	R: 1 E: 0 K: 0 S: 13	H: 3 LOB: 3 BB: 0 P: 21	R: 1 E: 0 K: 0 S: 14	H: 2 LOB: 2 BB: 1 P: 23	R: 0 E: 0 K: 0 S: 7	H: 0 LOB: 1 BB: 1 P: 13	R: 0 E: 0 K: 0 S: 6	H: 1 LOB: 2 BB: 1 P: 13	1B: 11 2B: 0 3B: 0 HR: 0	SF: 1 SAC: 1 DP: 0 HBP: 1	WP: 0 PB: 0 SB: 1 CS: 0	PA: 41	
PITCHER	IP	WLS	BF	H	R	ER	SO	BB	IBB	HBP	BLK	WP	HR	S	P	ERA	WHIP				
Jeff Weaver, R ERA: 6.37	5.1	L	30	10	3	3	3	3	0	1	0	0	0	67	113	5.06	2.438				
41 Braden Looper, R ERA: 4.0	2.2		11	1	0	0	0	1	1	0	0	0	0	18	31	0.00	0.750				

Batter	1	2	3	4	5	6	7	8	9	AB	R	H	RBI	BB	SO	LOB	TOP			
22 David Eckstein, R (1,6) OBP: 0.348, SLG: 0.332	4-2 CS BB		2-1 FC6-4 1B		1-2 G5-3		0-1 G6-3		4-2 5 BB BB	3	0	1	0	1	0	0	St. Louis Cardinals @ Pittsburgh Pirates PNC Park, Pittsburgh, PA Sun Aug 13 2006, 1:35 PM EDT Att: 27,101 - Sunny - 77 F			
50 Adam Wainwright, R (7,1) OBP: 0.500, SLG: 1.250										0	0	0	0	0	0	0				
48 Brad Thompson, R (7,1) OBP: 0.500, SLG: 0.500										0	0	0	0	0	0	0				
26 Scott Spezio, S (9,PH) OBP: 0.354, SLG: 0.455										0	0	0	0	1	0	0				
15 Jim Edmonds, L (9,FR) OBP: 0.353, SLG: 0.482										0	0	0	0	0	0	0				
So Taguchi, R (1,8) OBP: 0.340, SLG: 0.362	2-3 K		0-0 FC6-4		1-0		2-2		0-2 F7	5	0	2	0	0	1	4				
5 Albert Pujols, R (1,3) OBP: 0.437, SLG: 0.690	1-2 27 2-4 1B				0-0 F7		4-2		4-2 27 G4-6-3 BB	3	0	1	0	2	0	1				
27 Scott Rolen, R (1,5) OBP: 0.391, SLG: 0.548	1-2 2-4	0-2 F7			0-2 G5-3 2B		4-2		2-2 G4-6-3	4	0	1	0	1	0	4				
43 Juan Encarnacion, R (1,9) OBP: 0.313, SLG: 0.460					2-1 G5-3 1B		0-1 F9		0-1 G6-3	4	0	1	0	0	0	1				
Ronnie Belliard, R (1,4) OBP: 0.329, SLG: 0.398					1-2 G5-3		0-1		0-1 16 E 16 1B	4	0	2	0	0	0	2				
16 Chris Duncan, L (1,7) OBP: 0.369, SLG: 0.583					0-1 G6-3		4-2		0-0 E6 DI 1B	3	0	1	0	1	0	2				
Gary Bennett, R (1,2) OBP: 0.246, SLG: 0.237					1-0 FC1-6 1B		1-0		1-3 K	4	0	1	0	0	1	7				
Jason Marquis, L (1,1) OBP: 0.206, SLG: 0.262					0-0 FC1-6 22 1B		1-1		3-3 K	2	0	0	0	0	0	1				
Aaron Miles, S (7,PH) OBP: 0.332, SLG: 0.353					1-2 G1-3		0-0		1-2 B1-3	2	0	0	0	0	1	2				
Inning Stats	R: 0 E: 0 K: 1 S: 10	H: 1 LOB: 1 BB: 1 P: 18	R: 0 E: 0 K: 0 S: 10	H: 0 LOB: 0 BB: 0 P: 13	R: 0 E: 0 K: 0 S: 7	H: 2 LOB: 2 BB: 0 P: 10	R: 0 E: 0 K: 0 S: 16	H: 2 LOB: 3 BB: 1 P: 24	R: 0 E: 0 K: 0 S: 8	H: 1 LOB: 1 BB: 0 P: 11	R: 0 E: 0 K: 0 S: 8	H: 1 LOB: 2 BB: 1 P: 12	R: 0 E: 1 K: 2 S: 16	H: 2 LOB: 2 BB: 2 P: 20	R: 0 E: 0 K: 0 S: 10	H: 0 LOB: 2 BB: 2 P: 20	1B: 8 2B: 2 3B: 0 HR: 0	SF: 0 SAC: 0 DP: 1 HBP: 0	WP: 0 PB: 0 SB: 0 CS: 1	PA: 40
PITCHER	IP WLS BF H R ER SO	IP WLS BF H R ER SO	IP WLS BF H R ER SO	IP WLS BF H R ER SO	IP WLS BF H R ER SO	IP WLS BF H R ER SO	IP WLS BF H R ER SO	IP WLS BF H R ER SO	IP WLS BF H R ER SO	IP WLS BF H R ER SO	IP WLS BF H R ER SO	IP WLS BF H R ER SO	IP WLS BF H R ER SO	IP WLS BF H R ER SO	IP WLS BF H R ER SO	IP WLS BF H R ER SO	ERA WHIP	ERA WHIP		
28 Paul Maholm, L (1,1) ERA: 4.58	6.2 W 30 8 0 0 1																0.00	1.650		
16 Salomon Torres, R (7,1) ERA: 4.19	0.1 H 2 0 0 0 0																0.00	3.000		
55 Matt Capps, R (8,1) ERA: 3.48	1.0 5 2 0 0 2 0																0.00	2.000		
Damaso Marte, L (9,1) ERA: 3.24	1.0 4 0 0 0 0 0																0.00	2.000		

Batter	1	2	3	4	5	6	7	8	9	AB	R	H	RBI	BB	SO	LOB	BOTTOM			
6 Chris Duffy, L (1,8) OBP: 0.266, SLG: 0.270	1-1 2 G5-4-3 HBP		4-0 2 S BB		1-1 G5-3		2-2 12 2B 1B	1-1 1-2 2-H 1B		3	1	2	3	1	0	0	St. Louis Cardinals @ Pittsburgh Pirates PNC Park, Pittsburgh, PA Sun Aug 13 2006, 1:35 PM EDT Att: 27,101 - Sunny - 77 F			
2 Jack Wilson, R (1,6) OBP: 0.312, SLG: 0.382	2-1 G5-4-3		1 SAFE 3-3 K				0-2 L4	1-1 12 2B 1B	0-2 F9	5	0	1	0	0	1	4				
12 Freddy Sanchez, R (1,5) OBP: 0.383, SLG: 0.493	1-0 F7		0-2 P3				1-1 K2-3 2B	1-2 1-3 2-H 3-H 4-0 2B		4	0	2	2	0	0	1				
Jason Bay, R (1,7) OBP: 0.407, SLG: 0.536		2-2 HR			0-2 G6-3		3-3 K2-3	1-2 G5-4-3 IBB		3	1	1	1	1	1	1				
Joe Randa, R (1,3) OBP: 0.341, SLG: 0.420		1-1 HR			1-1 F9		2-3 L7	3-1 G5-4-3		4	1	1	1	0	0	4				
José Bautista, R (1,9) OBP: 0.358, SLG: 0.456		0-1 G1-3			4-2 BB		1-1 11 SH5-4 6 1B HBP	1-0 6 BB 1B HBP		1	2	0	0	1	0	0				
Jose Castillo, R (1,4) OBP: 0.323, SLG: 0.421		0-0 G6-3			1-0 G2-3		0-0 11 SH5-4 6 1B 1B	2-3 K		4	1	1	0	0	1	2				
11 Humberto Cota, R (1,2) OBP: 0.255, SLG: 0.200		3-3 K					2-1 SH5-4 K	1-2 P4		3	0	0	0	0	2	1				
28 Paul Maholm, L (1,1) OBP: 0.178, SLG: 0.146							4-0 2 1B 6 1B BB	4-0 6 1B BB		2	0	0	0	0	0	0				
16 Salomon Torres, R (7,1) OBP: 0.256, SLG: 0.280							3-1 G3-1			0	0	0	0	0	0	0				
Jerome Burnitz, R (7,PH) OBP: 0.226, SLG: 0.437										0	0	0	0	0	0	0				
55 Matt Capps, R (8,1) OBP: 0.320, SLG: 0.437										0	0	0	0	0	0	0				
José Hernández, R (8,PH) OBP: 0.262, SLG: 0.324										0	0	0	0	1	0	0				
Damaso Marte, L (9,1) ERA: 3.24										0	0	0	0	0	0	0				
Inning Stats	R: 0 E: 0 K: 0 S: 4	H: 0 LOB: 0 BB: 0 P: 8	R: 2 E: 0 K: 1 S: 16	H: 2 LOB: 0 BB: 0 P: 22	R: 0 E: 0 K: 1 S: 10	H: 0 LOB: 1 BB: 1 P: 19	R: 0 E: 0 K: 0 S: 8	H: 0 LOB: 1 BB: 1 P: 14	R: 0 E: 0 K: 1 S: 7	H: 0 LOB: 0 BB: 0 P: 13	R: 0 E: 0 K: 1 S: 11	H: 1 LOB: 1 BB: 0 P: 17	R: 4 E: 0 K: 0 S: 17	H: 4 LOB: 2 BB: 2 P: 35	R: 1 E: 0 K: 1 S: 11	H: 1 LOB: 2 BB: 1 P: 20	1B: 4 2B: 2 3B: 0 HR: 2	SF: 0 SAC: 1 DP: 2 HBP: 3	WP: 0 PB: 0 SB: 1 CS: 0	PA: 38
PITCHER	IP WLS BF H R ER SO	IP WLS BF H R ER SO	IP WLS BF H R ER SO	IP WLS BF H R ER SO	IP WLS BF H R ER SO	IP WLS BF H R ER SO	IP WLS BF H R ER SO	IP WLS BF H R ER SO	IP WLS BF H R ER SO	IP WLS BF H R ER SO	IP WLS BF H R ER SO	IP WLS BF H R ER SO	IP WLS BF H R ER SO	IP WLS BF H R ER SO	IP WLS BF H R ER SO	IP WLS BF H R ER SO	ERA WHIP	ERA WHIP		
Jason Marquis, L (1,1) ERA: 5.71	6.0 L 23 3 2 4 0																3.00	0.833		
50 Adam Wainwright, R (7,1) ERA: 3.13	0.1 7 4 4 4 0 1																108.00	15.000		
48 Brad Thompson, R (7,1) ERA: 4.29	1.2 8 1 1 1 1 1																5.40	1.200		

AB	34
R	0
H	10
RBI	0
BB	6
SO	3
LOB	24



AB	29
R	7
H	8
RBI	7
BB	5
SO	5
LOB	13



Batter	1	2	3	4	5	6	7	8	9	AB	R	H	RBI	BB	SO	LOB	TOP			
Brady Clark, R (1.8)	F9	G6-3			G5-3		G6-3		K	5	0	0	0	0	1	3	Milwaukee Brewers @ Pittsburgh Pirates PNC Park, Pittsburgh, PA Mon Aug 14 2006, 7:05 PM EDT Att: 16,279 - Cloudy - 79 F			
9 Tony Graffanino, R (1.4)	K			2B	28 1B		28 1B			3	0	2	0	1	1	0				
28 Prince Fielder, L (1.3)	K		P6		FC6-4		L3			4	0	1	0	0	1	2				
Kevin Mench, R (1.7)		G6-3	P4		FC6-4		G1-3			4	0	0	0	0	0	3				
2 Bill Hall, R (1.6)		BB SF9 1B	P3		G5-3		F8			3	1	0	0	1	0	1				
1 Cory Hart, R (1.9)		SF9 BB 31 1B		G5-3	G6-3		K			4	1	2	0	0	1	0				
David Bell, R (1.5)		WP 31 1B	G4-3		G6-3		L6			3	0	0	0	1	0	1				
Damian Miller, R (1.2)		SF9	G6-3				K			2	0	0	1	1	1	0				
31 Dave Bush, R (1.1)		2-3 3-H			F8		G3-1			2	0	1	1	0	0	0				
Geoff Jenkins, L (5. Ph)		0-0								1	0	0	0	0	0	2				
Geremi Gonzalez, R (5.1)										0	0	0	0	0	0	0				
Brian Shouse, L (5.1)										0	0	0	0	0	0	0				
Dan Kolb, R (5.1)										0	0	0	0	0	0	0				
Jeff Cirillo, R (5. Ph)										1	0	1	0	0	0	0				
Inning Stats	R: 0 E: 0 K: 2 S: 8	H: 0 LOB: 0 BB: 0 P: 12	R: 2 E: 0 K: 0 S: 10	H: 2 LOB: 2 BB: 2 P: 23	R: 0 E: 0 K: 0 S: 14	H: 1 LOB: 1 BB: 0 P: 23	R: 0 E: 0 K: 0 S: 3	H: 0 LOB: 0 BB: 0 P: 6	R: 0 E: 0 K: 0 S: 8	H: 1 LOB: 2 BB: 1 P: 15	R: 0 E: 0 K: 0 S: 15	H: 1 LOB: 0 BB: 0 P: 10	R: 0 E: 0 K: 1 S: 5	H: 0 LOB: 0 BB: 0 P: 10	R: 0 E: 0 K: 2 S: 12	H: 1 LOB: 1 BB: 0 P: 18	1B: 6 2B: 2 3B: 0 HR: 0	SF: 1 SAC: 0 DP: 1 HBP: 0	WP: 1 PB: 0 CS: 0	PA: 37
PITCHER	IP WLS BF H R ER SO BB IBB HBP BLK WP HR S P ERA WHIP																			
Victor Santos, R (1.1)	5.0 W 22 4 2 2 2 3 0 0 0 1 0 43 79 3.60 1.400																			
16 Salomon Torres, R (6.1)	1.0 H 5 1 0 0 0 1 0 0 0 0 0 0 15 25 0.00 2.000																			
34 John Grabow, L (7.1)	1.0 H 3 1 0 0 0 0 0 0 0 0 0 0 6 10 0.00 1.000																			
55 Matt Capps, R (8.1)	1.0 H 3 0 0 0 1 0 0 0 0 0 0 0 5 10 0.00 0.000																			
Michael Gonzalez, L (9.1)	1.0 S 4 1 0 0 2 0 0 0 0 0 0 0 12 18 0.00 1.000																			

Batter	1	2	3	4	5	6	7	8	9	AB	R	H	RBI	BB	SO	LOB	BOTTOM	
6 Chris Duffy, L (1.8)	L9		E3		G1-6-3		G5-3			4	2	2	0	0	0	0	Milwaukee Brewers @ Pittsburgh Pirates PNC Park, Pittsburgh, PA Mon Aug 14 2006, 7:05 PM EDT Att: 16,279 - Cloudy - 79 F	
2 Jack Wilson, R (1.6)	L9		G1-4-3		G1-6-3					2	0	0	0	0	2			
José Hernández, R (7.6)			HBP							1	0	1	0	0	0			
12 Freddy Sanchez, R (1.5)	G6-3		SH1-3		FC5		K			3	0	1	1	0	1			
Xavier Nady, R (1.3)	P4		G1-4-3		FC5		F9			4	0	0	1	0	0			
Jeromy Burnitz, L (1.9)			K				F7			3	1	1	1	1	1			
26 Ronny Paulino, R (1.2)	G6-3				L6		L5			4	0	1	0	0	0			
José Bautista, R (1.7)	K		G1-3		K		K			4	0	0	0	0	2			
Jose Castillo, R (1.4)					HR		F7			3	1	2	1	0	0			
Victor Santos, R (1.1)					G6-3		F9			2	0	0	0	0	0			
16 Salomon Torres, R (6.1)										0	0	0	0	0	0			
34 John Grabow, L (7.1)										0	0	0	0	0	0			
10 Rajai Davis, R (7. Ph)										1	0	0	0	0	0			
55 Matt Capps, R (8.1)										0	0	0	0	0	0			
Michael Gonzalez, R (9.1)										0	0	0	0	0	0			
Inning Stats	R: 1 E: 0 K: 0 S: 11	H: 1 LOB: 0 BB: 0 P: 16	R: 1 E: 0 K: 1 S: 9	H: 2 LOB: 1 BB: 0 P: 14	R: 1 E: 1 K: 1 S: 9	H: 0 LOB: 1 BB: 0 P: 13	R: 1 E: 0 K: 0 S: 8	H: 1 LOB: 0 BB: 0 P: 13	R: 0 E: 0 K: 1 S: 8	H: 0 LOB: 0 BB: 0 P: 11	R: 0 E: 0 K: 0 S: 10	H: 0 LOB: 0 BB: 0 P: 13	R: 0 E: 0 K: 1 S: 13	H: 2 LOB: 3 BB: 1 P: 22	1B: 6 2B: 0 3B: 0 HR: 2	SF: 0 SAC: 1 DP: 1 HBP: 1	WP: 1 PB: 0 CS: 0	PA: 34
PITCHER	IP WLS BF H R ER SO BB IBB HBP BLK WP HR S P ERA WHIP																	
31 Dave Bush, R (1.1)	5.0 L 22 6 4 3 2 0 0 0 0 0 0 0 28 39 0.00 0.375																	
Geremi Gonzalez, R (6.1)	2.2 9 1 0 0 2 0 0 0 0 0 0 0 28 39 0.00 0.375																	
Brian Shouse, L (8.1)	0.0 1 0 0 0 0 1 0 0 0 0 0 0 4 8 0.00 0.000																	
Dan Kolb, R (8.1)	0.1 2 1 0 0 0 0 0 0 0 0 0 0 3 3 0.00 3.000																	



Batter	1	2	3	4	5	6	7	8	9	AB	R	H	RBI	BB	SO	LOB	TOP		
Brady Clark, R OBP: 0.365, SLG: 0.337 (1, 8)	F9		FC5-4		G6-3		G6-4-3		F7	5	0	0	0	0	0	6	Milwaukee Brewers @ Pittsburgh Pirates PNC Park, Pittsburgh, PA Tue Aug 15 2006, 7:05 PM EDT Att: 17,877 - Partly Cloudy - 77 F		
9 Tony Graffanino, R OBP: 0.358, SLG: 0.426 (1, 4)	F8		K		G5-3			G5-3 2B	E4 2B	5	1	2	2	0	1	2			
28 Prince Fielder, L OBP: 0.350, SLG: 0.499 (1, 3)	F8		K					G5-3 1B	K	5	1	2	0	0	2	2			
Kevin Mench, R OBP: 0.331, SLG: 0.445 (1, 7)		L9			G1-3 1B			G5-3		4	0	1	1	0	0	2			
2 Bill Hall, R OBP: 0.331, SLG: 0.559 (1, 6)	F8		K		K			K		4	0	1	1	0	2	2			
1 Cory Hart, R OBP: 0.337, SLG: 0.378 (1, 9)	HR				G1-3			G5-3		4	1	1	1	0	0	3			
David Bell, R OBP: 0.338, SLG: 0.386 (1, 5)	K				P4					3	1	1	0	1	1	1			
Damian Miller, R OBP: 0.323, SLG: 0.411 (1, 2)										4	1	2	0	0	1	1			
Doug Davis, R OBP: 0.080, SLG: 0.061 (1, 1)										1	0	0	0	0	0	2			
52 Jose Capellan, R OBP: 0.363, SLG: 0.424 (8, 1)										0	0	0	0	0	0	0			
Jeff Cirillo, R OBP: 0.363, SLG: 0.424 (9, PH)										1	1	1	0	0	0	0			
Francisco Cordero, R (9, 1)										0	0	0	0	0	0	0			
Inning Stats	R: 0 E: 0 K: 0 S: 8	H: 0 LOB: 0 BB: 0 P: 15	R: 1 E: 0 K: 1 S: 9	H: 1 LOB: 0 BB: 0 P: 12	R: 1 E: 1 K: 2 S: 14	H: 1 LOB: 1 BB: 0 P: 20	R: 0 E: 0 K: 1 S: 8	H: 1 LOB: 1 BB: 0 P: 15	R: 0 E: 0 K: 0 S: 8	H: 2 LOB: 1 BB: 0 P: 12	R: 2 E: 0 K: 0 S: 10	H: 3 LOB: 0 BB: 0 P: 16	R: 2 E: 1 K: 2 S: 13	H: 2 LOB: 1 BB: 1 P: 19	1B: 7 2B: 3 3B: 0 HR: 1	SF: 0 SAC: 2 DP: 1 HBP: 0	WP: 0 PB: 0 SB: 0 CS: 1	PA: 39	
PITCHER	IP	WLS	BF	H	R	ER	SO	BB	IBB	HBP	BLK	WP	HR	S	P	ERA	WHIP		
24 Tom Gorzelanny, L ERA: 3.74	7.0		28	6	2	1	5	0	0	0	0	0	1	63	98	1.29	0.857		
Damaso Marte, L ERA: 3.67	0.0	L	2	2	2	2	0	0	0	0	0	0	0	3	5	∞	∞		
16 Salomon Torres, R ERA: 4.06	1.0	B	3	1	0	0	0	0	0	0	0	0	0	7	11	0.00	1.000		
34 John Grabow, L ERA: 3.98	1.0		6	2	2	2	2	1	0	0	0	0	0	13	19	18.00	3.000		

Batter	1	2	3	4	5	6	7	8	9	AB	R	H	RBI	BB	SO	LOB	BOTTOM		
6 Chris Duffy, L OBP: 0.273, SLG: 0.275 (1, 8)	SF8 1B		G1-3		F8			L4		4	1	1	0	0	0	0	Milwaukee Brewers @ Pittsburgh Pirates PNC Park, Pittsburgh, PA Tue Aug 15 2006, 7:05 PM EDT Att: 17,877 - Partly Cloudy - 77 F		
José Hernández, R OBP: 0.317, SLG: 0.336 (1, 6)	K		K					1B		4	0	2	0	0	2	1			
12 Freddy Sanchez, R OBP: 0.361, SLG: 0.489 (1, 5)	1B		F9					F9		4	0	1	0	0	1	2			
Joe Randa, R OBP: 0.339, SLG: 0.419 (1, 3)	SF8				1B			P4		3	0	1	1	0	0	2			
Xavier Nady, R OBP: 0.332, SLG: 0.472 (1, 9)	1B		F9					K		4	1	2	0	0	1	1			
26 Ronny Paulino, R OBP: 0.364, SLG: 0.410 (1, 2)	F7		K					2B		4	0	2	0	0	1	3			
Jose Castillo, R OBP: 0.327, SLG: 0.434 (1, 4)	1B		L4					1B		4	0	2	0	0	0	3			
José Bautista, R OBP: 0.355, SLG: 0.459 (1, 7)	G5-3		K					G6-3		3	1	1	2	1	1	1			
24 Tom Gorzelanny, R (1, 1)										2	0	0	0	0	1	0			
10 Rajai Davis, R ERA: 4.97 (7, PH)										1	0	0	0	0	0	0			
Damaso Marte, L (8, 1)										0	0	0	0	0	0	0			
16 Salomon Torres, R OBP: 0.363, SLG: 0.424 (8, 1)										0	0	0	0	0	0	0			
34 John Grabow, L ERA: 3.98 (9, 1)										0	0	0	0	0	0	0			
Jerome Burnitz, L OBP: 0.204, SLG: 0.445 (9, PH)										1	0	0	0	0	0	3			
Inning Stats	R: 1 E: 0 K: 1 S: 11	H: 3 LOB: 2 BB: 0 P: 20	R: 0 E: 0 K: 1 S: 11	H: 1 LOB: 0 BB: 0 P: 15	R: 0 E: 0 K: 1 S: 10	H: 1 LOB: 1 BB: 0 P: 15	R: 0 E: 0 K: 1 S: 6	H: 1 LOB: 0 BB: 0 P: 8	R: 2 E: 0 K: 0 S: 7	H: 3 LOB: 0 BB: 0 P: 16	R: 0 E: 0 K: 0 S: 7	H: 1 LOB: 0 BB: 0 P: 10	R: 0 E: 0 K: 1 S: 10	H: 2 LOB: 2 BB: 1 P: 18	1B: 10 2B: 1 3B: 0 HR: 1	SF: 1 SAC: 0 DP: 3 HBP: 0	WP: 0 PB: 0 SB: 0 CS: 1	PA: 36	
PITCHER	IP	WLS	BF	H	R	ER	SO	BB	IBB	HBP	BLK	WP	HR	S	P	ERA	WHIP		
Doug Davis, L ERA: 4.97 (1, 1)	7.0		27	9	3	3	6	0	0	0	0	0	1	63	101	3.86	1.286		
52 Jose Capellan, R ERA: 4.27 (8, 1)	1.0	H	4	1	0	0	0	0	0	0	0	0	0	7	10	0.00	1.000		
Francisco Cordero, R ERA: 4.06 (9, 1)	1.0	S	5	2	0	0	1	1	0	0	0	0	0	10	18	0.00	3.000		



Batter	1	2	3	4	5	6	7	8	9	10	11	12	13	AB	R	H	RBI	BB	SO	LOB	TOP
Brady Clark, R OBP: 0.363, SLG: 0.334 (1, 8)	K		L7		F9				K				P4	6	0	1	1	1	2	6	
Jeff Cirillo, R OBP: 0.363, SLG: 0.421 (1, 3)	G6-4-3 1B			L8		FC6-4 FC1-2 1B	F9			K		F8		6	0	2	0	0	1	2	
9 Tony Graffanino, R OBP: 0.361, SLG: 0.426 (1, 4)	G6-4-3			K		FC6-4 FC1-2 1B				B5-3			WP 1B BB	5	1	2	0	1	1	1	
Kevin Mench, R OBP: 0.328, SLG: 0.441 (1, 7)		G4-6-3 1B		F7		FC6-4 FC1-2 1B		K		F8			K	6	0	1	0	0	2	4	
2 Bill Hall, R OBP: 0.329, SLG: 0.552 (1, 6)		G4-6-3			G6-3	FC1-2 FC4-6 1B		K			G1-3		WP 1B IBB	5	1	0	0	1	1	4	
1 Cory Hart, R OBP: 0.318, SLG: 0.341 52 Jose Capellan, R OBP: 0.273, SLG: 0.445 Dan Kolb, R OBP: 0.273, SLG: 0.445 Brian Shouse, R OBP: 0.273, SLG: 0.445 Geremi Gonzalez, R OBP: 0.273, SLG: 0.445 Damian Miller, B OBP: 0.273, SLG: 0.445 Francisco Cordero, R OBP: 0.273, SLG: 0.445 (1, 9)		G5-3				FC4-6 1B		K			K		WP 1B IBB	4	1	1	0	0	1	3	
David Bell, R OBP: 0.345, SLG: 0.392 (1, 5)						FC2-5 1B					F8		WP 1B IBB	5	1	4	2	1	0	0	
11 Mike Rivera, R OBP: 0.333, SLG: 0.481 (1, 2)			P4			FC2-5 1B		K		B1		F9	WP 1B IBB	6	0	2	2	0	1	3	
39 Chris Capuano, L OBP: 0.151, SLG: 0.137 28 Prince Fielder, L OBP: 0.349, SLG: 0.496 Rick Helling, R OBP: 0.325, SLG: 0.388 Geoff Jenkins, L OBP: 0.325, SLG: 0.388 (1, 1)			FC2-6			FC2-5		G4-3		K		G6-3	WP 1B IBB	2	0	0	0	0	0	3	
Inning Stats	R: 0 E: 0 K: 1 S: 7	H: 1 LOB: 0 BB: 0 P: 8	R: 0 E: 0 K: 0 S: 5	H: 1 LOB: 0 BB: 12 P: 10	R: 0 E: 0 K: 1 S: 9	H: 0 LOB: 0 BB: 0 P: 14	R: 1 E: 0 K: 0 S: 8	H: 3 LOB: 2 BB: 0 P: 10	R: 0 E: 0 K: 1 S: 12	H: 2 LOB: 1 BB: 0 P: 16	R: 0 E: 0 K: 1 S: 10	H: 0 LOB: 0 BB: 10 P: 11	R: 0 E: 0 K: 0 S: 10	H: 0 LOB: 1 BB: 1 P: 18	R: 3 E: 0 K: 2 S: 16	H: 2 LOB: 2 BB: 35 P: 35	1B: 12 2B: 1 3B: 0 HR: 0	SF: 0 SAC: 0 DP: 2 HBP: 0	WIP: 2 PB: 0 SB: 1 CS: 0	PA: 55	
PITCHER	IP 6.2	WLS 27	BF 2	H 9	R 2	ER 2	SO 3	BB 0	IBB 0	HBP 0	BLK 0	WP 0	HR 0	S 52	P 83	ERA 2.70	WHIP 1.350				
57 Zach Duke, L ERA: 4.99 55 Matt Capps, R ERA: 3.41 16 Salvarion Torres, R ERA: 2.04 Michael Gonzalez, L ERA: 2.04 34 John Grabow, L ERA: 3.83 (1, 1)	1.1	0.1	B	2	1	0	0	0	0	0	0	0	0	3	4	0.00	3.000				
PITCHER	IP 12.1	WLS L	BF 9	H 1	R 3	ER 3	SO 1	BB 2	IBB 2	HBP 0	BLK 0	WP 2	HR 0	S 19	P 44	ERA 20.25	WHIP 2.250				
Damaso Marte, L ERA: 4.19 Britt Reames, R ERA: (12, 1)	0.2	3	1	0	0	0	1	0	0	0	0	0	0	7	9	0.00	1.500				

Milwaukee Brewers @ Pittsburgh Pirates
PNC Park, Pittsburgh, PA
Wed Aug 16 2006, 12:35 PM EDT
Att. 14,901 - Partly Cloudy - 77 F

AB 50
R 5
H 13
RBI 5
BB 5
SO 12
LOB 30



Batter	1	2	3	4	5	6	7	8	9	10	11	12	13	AB	R	H	RBI	BB	SO	LOB	BOTTOM					
6 Chris Duffy, L OBP: 0.269, SLG: 0.266 (1, 8)	G3		E5		F9		L9				G6-3			5	0	0	0	1	0	2						
José Hernández, R OBP: 0.333, SLG: 0.357 (1, 6)	1B		FC6-5-4 1B			12 SH3 1B	F9			12 HBP BB		G6-4-3 1B		5	1	3	1	1	0	2						
12 Freddy Sanchez, R OBP: 0.394, SLG: 0.489 (1, 5)	F7		1B			SH3				SH1-4 1B		F8		4	0	2	0	0	0	2						
Joe Randa, R OBP: 0.350, SLG: 0.406 Britt Reames, R (13, 1)	G5-3		G4-3			F7				SH1-4 K		G6-4-3		5	0	0	0	0	1	8						
Xavier Nady, R OBP: 0.332, SLG: 0.468 (13, 3)		L8				26 HBP 1B				BB		G4-3		5	0	1	1	1	1	0						
26 Ronny Paulino, R OBP: 0.361, SLG: 0.404 (1, 2)	K		F9			1-2 HBP			P3		G3		G1-3	5	0	0	0	0	1	2						
Jose Castillo, R OBP: 0.323, SLG: 0.427 (1, 4)	K2-3		F9			P4			K		K		G6-3	6	0	0	0	0	3	4						
José Bautista, R OBP: 0.353, SLG: 0.455 (1, 7)			WP 1B IBB			K			K		G6-3			5	1	1	0	0	3	0						
57 Zach Duke, L ERA: 4.99 55 Matt Capps, R ERA: 3.41 16 Salvarion Torres, R ERA: 2.04 Michael Gonzalez, L ERA: 2.04 34 John Grabow, L ERA: 3.83 (11, 1)			K			G1-3			6 S BB		F7		G3	2	0	0	0	0	0	1						
Inning Stats	R: 0 E: 0 K: 0 S: 9	H: 1 LOB: 1 BB: 0 P: 11	R: 0 E: 0 K: 2 S: 10	H: 0 LOB: 0 BB: 0 P: 12	R: 1 E: 1 K: 1 S: 11	H: 2 LOB: 2 BB: 0 P: 17	R: 0 E: 0 K: 1 S: 7	H: 0 LOB: 0 BB: 0 P: 9	R: 1 E: 0 K: 0 S: 16	H: 2 LOB: 2 BB: 1 P: 26	R: 0 E: 0 K: 1 S: 17	H: 0 LOB: 1 BB: 1 P: 27	R: 0 E: 0 K: 0 S: 10	H: 1 LOB: 2 BB: 1 P: 13	R: 0 E: 0 K: 2 S: 12	H: 0 LOB: 3 BB: 2 P: 26	R: 0 E: 0 K: 1 S: 6	H: 0 LOB: 0 BB: 9 P: 9	R: 0 E: 0 K: 0 S: 7	H: 1 LOB: 0 BB: 0 P: 9	R: 0 E: 0 K: 0 S: 8	H: 0 LOB: 0 BB: 0 P: 11	1B: 6 2B: 1 3B: 0 HR: 0	SF: 0 SAC: 2 DP: 1 HBP: 2	WIP: 0 PB: 0 SB: 2 CS: 0	PA: 52
PITCHER	IP 6.0	WLS 25	BF 5	H 2	R 2	ER 1	SO 5	BB 1	IBB 0	HBP 1	BLK 0	WP 0	HR 0	S 60	P 86	ERA 1.50	WHIP 0.833									
39 Chris Capuano, L ERA: 3.68 Rick Helling, R ERA: 4.4 52 Jose Capellan, R ERA: 4.12 Dan Kolb, R ERA: 4.78 Brian Shouse, L ERA: 2.32 (7, 1)	1.0	4	0	0	0	1	0	0	0	0	0	0	0	17	27	0.00	1.000									
PITCHER	IP 12.1	WLS W	BF 3	H 1	R 0	ER 0	SO 0	BB 2	IBB 0	HBP 0	BLK 0	WP 0	HR 0	S 8	P 11	ERA 0.00	WHIP 0.000									
Geremi Gonzalez, R ERA: 4.3 Francisco Cordero, R ERA: 3.99 (12, 1)	1.0	S	3	0	0	0	0	0	0	0	0	0	0	8	11	0.00	0.000									

Milwaukee Brewers @ Pittsburgh Pirates
PNC Park, Pittsburgh, PA
Wed Aug 16 2006, 12:35 PM EDT
Att. 14,901 - Partly Cloudy - 77 F

AB 44
R 2
H 7
RBI 2
BB 4
SO 10
LOB 21



Batter	1	2	3	4	5	6	7	8	9	AB	R	H	RBI	BB	SO	LOB	TOP			
6 Chris Duffy, L OBP: 0.262, SLG: 0.258										5	0	0	0	0	1	5				
2 Jack Wilson, R OBP: 0.310, SLG: 0.385										5	1	1	1	0	1	0				
12 Freddy Sanchez, R OBP: 0.388, SLG: 0.498										5	1	4	0	0	0	0				
Jason Bay, R OBP: 0.406, SLG: 0.535										5	2	2	0	0	1	3				
Xavier Nady, R OBP: 0.339, SLG: 0.483										5	2	4	3	0	1	1				
26 Ronny Paulino, R OBP: 0.384, SLG: 0.405										4	1	2	0	1	0	2				
José Bautista, R OBP: 0.352, SLG: 0.450										3	0	0	0	0	0	3				
Jose Castillo, R OBP: 0.326, SLG: 0.426										3	0	1	1	2	0	2				
45 Ian Snell, R OBP: 0.122, SLG: 0.103										4	0	1	1	0	1	6				
34 John Grabow, L										0	0	0	0	0	0	0				
José Hernández, R OBP: 0.331, SLG: 0.353										1	0	0	0	0	0	1				
Britt Reames, R										0	0	0	0	0	0	0				
Inning Stats	R: 0 E: 0 K: 1 S: 12	H: 1 LOB: 1 BB: 0 P: 17	R: 2 E: 0 K: 0 S: 14	H: 2 LOB: 1 BB: 1 P: 22	R: 3 E: 0 K: 1 S: 18	H: 3 LOB: 2 BB: 1 P: 30	R: 0 E: 0 K: 0 S: 5	H: 0 LOB: 0 BB: 0 P: 7	R: 1 E: 0 K: 1 S: 14	H: 3 LOB: 3 BB: 1 P: 25	R: 1 E: 0 K: 1 S: 12	H: 3 LOB: 1 BB: 0 P: 15	R: 0 E: 0 K: 0 S: 9	H: 1 LOB: 1 BB: 0 P: 14	R: 0 E: 0 K: 1 S: 11	H: 1 LOB: 1 BB: 0 P: 10	1B: 9 2B: 4 3B: 0 HR: 2	SF: 0 SAC: 1 DP: 1 HBP: 1	WP: 0 PB: 0 SB: 0 CS: 0	PA: 45
PITCHER	IP WLS BF H R ER SO BB IBB HBP BLK WP HR S P ERA WHIP																			
Chris Michalak, L ERA: 5.91	4.0 L 24 9 6 6 2 1 1 1 1 0 1 53 83 13.50 2.500																			
45 Bill Bray, L ERA: 4.12	2.0 9 3 1 1 2 1 0 0 0 0 1 22 33 4.50 2.000																			
Scott Schoeneweis, L ERA: 6.34	1.0 4 1 0 0 0 0 0 0 0 0 0 9 14 0.00 1.000																			
56 Todd Coffey, R ERA: 3.13	1.0 4 1 0 0 1 0 0 0 0 0 0 11 15 0.00 1.000																			
Rheal Cormier, L ERA: 2.01	1.0 4 1 0 0 0 0 0 0 0 0 0 8 10 0.00 1.000																			

Pittsburgh Pirates @ Cincinnati Reds
Great American Ball Park, Cincinnati, OH
Fri Aug 18 2006, 7:10 PM EDT
Att: 31,718 - Cloudy - 89 F

AB 40
R 7
H 15
RBI 6
BB 3
SO 5
LOB 23



Batter	1	2	3	4	5	6	7	8	9	AB	R	H	RBI	BB	SO	LOB	BOTTOM			
6 Ryan Freel, R OBP: 0.381, SLG: 0.427										4	0	0	0	1	1	2				
Scott Hatteberg, L OBP: 0.408, SLG: 0.477										4	0	0	0	0	2	3				
Ken Griffey Jr., L OBP: 0.308, SLG: 0.491										3	0	2	0	1	0	0				
12 Edwin Encarnación, R OBP: 0.382, SLG: 0.548										4	1	1	1	0	0	3				
Adam Dunn, L OBP: 0.375, SLG: 0.541										3	0	0	0	1	1	1				
Rich Aurilia, R OBP: 0.332, SLG: 0.513										4	0	0	0	0	2	2				
4 Brandon Phillips, R OBP: 0.336, SLG: 0.430										4	0	0	0	0	2	2				
Javier Valentin, S OBP: 0.297, SLG: 0.404										4	1	2	2	0	0	0				
Chris Michalak, L ERA: 5.91										1	0	1	0	0	0	0				
45 Bill Bray, L ERA: 4.12										0	0	0	0	0	0	0				
Scott Schoeneweis, L ERA: 6.34										0	0	0	0	0	0	0				
9 Juan Castro, R OBP: 0.279, SLG: 0.358										0	0	0	0	0	0	0				
56 Todd Coffey, R ERA: 3.13										0	0	0	0	0	0	0				
Rheal Cormier, L ERA: 2.01										0	0	0	0	0	0	0				
Todd Hollandsworth, L OBP: 0.266, SLG: 0.248										0	0	0	0	1	0	0				
Inning Stats	R: 0 E: 0 K: 0 S: 10	H: 1 LOB: 1 BB: 0 P: 18	R: 1 E: 0 K: 1 S: 11	H: 1 LOB: 3 BB: 3 P: 29	R: 0 E: 0 K: 1 S: 9	H: 1 LOB: 1 BB: 0 P: 10	R: 0 E: 0 K: 0 S: 9	H: 1 LOB: 0 BB: 0 P: 15	R: 0 E: 0 K: 1 S: 7	H: 0 LOB: 0 BB: 1 P: 13	R: 0 E: 0 K: 1 S: 6	H: 0 LOB: 0 BB: 0 P: 9	R: 0 E: 0 K: 2 S: 8	H: 0 LOB: 0 BB: 0 P: 14	R: 1 E: 0 K: 2 S: 15	H: 1 LOB: 1 BB: 1 P: 25	1B: 4 2B: 0 3B: 0 HR: 2	SF: 0 SAC: 1 DP: 1 HBP: 0	WP: 0 PB: 0 SB: 0 CS: 0	PA: 37
PITCHER	IP WLS BF H R ER SO BB IBB HBP BLK WP HR S P ERA WHIP																			
45 Ian Snell, R ERA: 4.51	7.0 W 28 4 1 1 5 4 0 0 0 0 0 1 8 14 9.00 1.143																			
34 John Grabow, L ERA: 3.93	1.0 4 1 1 1 2 0 0 0 0 0 1 8 14 9.00 1.000																			
Britt Reames, R ERA: 5.4	1.0 5 1 1 1 2 1 0 0 0 0 0 1 15 25 9.00 2.000																			

Pittsburgh Pirates @ Cincinnati Reds
Great American Ball Park, Cincinnati, OH
Fri Aug 18 2006, 7:10 PM EDT
Att: 31,718 - Cloudy - 89 F

AB 31
R 3
H 6
RBI 3
BB 5
SO 9
LOB 12



Batter	1	2	3	4	5	6	7	8	9	AB	R	H	RBI	BB	SO	LOB	TOP					
José Bautista, R OBP: 0.349, SLG: 0.445										5	0	1	0	0	1	0						
2 Jack Wilson, R OBP: 0.313, SLG: 0.387										5	2	3	0	0	0	0						
12 Freddy Sanchez, R OBP: 0.393, SLG: 0.502										4	2	3	0	1	0	2						
Jason Bay, R OBP: 0.407, SLG: 0.543										3	2	2	4	0	0	1						
Xavier Nady, R OBP: 0.338, SLG: 0.483										4	1	1	2	0	0	1						
55 Matt Capps, R ERA: 3.03										0	0	0	0	0	0	0						
Britt Reames, R ERA: 3.66										0	0	0	0	0	0	0						
26 Ronny Paulino, R OBP: 0.383, SLG: 0.403										4	0	1	1	0	1	0						
José Hernández, R OBP: 0.328, SLG: 0.350										4	0	1	0	0	1	1						
Jose Castillo, R OBP: 0.325, SLG: 0.427										4	0	1	0	0	2	0						
28 Paul Maholm, L OBP: 0.170, SLG: 0.133										2	0	0	0	0	2	2						
10 Rajai Davis, R (6, PH)										1	0	0	0	0	0	0						
16 Salomon Torres, R OBP: 0.290, SLG: 0.250										0	0	0	0	0	0	0						
Jeromy Burnitz, L OBP: 0.294, SLG: 0.444										1	0	0	0	0	1	0						
Inning Stats	R: 0 E: 0 K: 1 S: 12	H: 1 LOB: 1 BB: 0 P: 19	R: 0 E: 0 K: 1 S: 16	H: 2 LOB: 2 BB: 0 P: 24	R: 3 E: 0 K: 0 S: 18	H: 4 LOB: 1 BB: 0 P: 28	R: 0 E: 0 K: 1 S: 7	H: 0 LOB: 0 BB: 1 P: 10	R: 3 E: 0 K: 1 S: 16	H: 2 LOB: 0 BB: 1 P: 26	R: 0 E: 0 K: 1 S: 6	H: 0 LOB: 0 BB: 0 P: 8	R: 1 E: 0 K: 0 S: 10	H: 2 LOB: 0 BB: 0 P: 13	R: 0 E: 0 K: 2 S: 7	H: 0 LOB: 0 BB: 0 P: 10	R: 0 E: 0 K: 1 S: 11	H: 2 LOB: 1 BB: 0 P: 15	1B: 9 2B: 4 3B: 0 HR: 1	SF: 1 SAC: 0 DP: 1 HBP: 0	WP: 0 PB: 0 SB: 0 CS: 1	PA: 40
PITCHER	IP	WLS	BF	H	R	ER	SO	BB	IBB	HBP	BLK	WP	HR	S	P	ERA	WHIP					
22 Eric Milton, L ERA: 5.28	4.0		22	9	6	6	3	1	0	0	0	0	1	63	100	13.50	2.500					
56 Todd Coffey, R ERA: 3.03	2.0	W	6	0	0	0	2	0	0	0	0	0	0	12	15	0.00	0.000					
Ryan Franklin, R ERA: 4.48	1.0		4	2	1	1	0	0	0	0	0	0	0	10	13	9.00	2.000					
25 David Weathers, R ERA: 4.37	1.0		3	0	0	0	2	0	0	0	0	0	0	7	10	0.00	0.000					
Eddie Guardado, L ERA: 3.89	0.1		2	1	0	0	1	0	0	0	0	0	0	7	9	0.00	3.000					

Pittsburgh Pirates @ Cincinnati Reds
Great American Ball Park, Cincinnati, OH
Sat Aug 19 2006, 6:10 PM EDT
Att: 34,256 - Partly Cloudy - 90 F

AB 37
R 7
H 13
RBI 7
BB 1
SO 8
LOB 7



Batter	1	2	3	4	5	6	7	8	9	AB	R	H	RBI	BB	SO	LOB	BOTTOM				
6 Ryan Freel, R OBP: 0.384, SLG: 0.429										5	2	3	0	0	0	2					
Royce Clayton, R OBP: 0.311, SLG: 0.350										5	2	2	0	0	2	1					
Ken Griffey Jr., L OBP: 0.489, SLG: 0.489										3	1	1	0	1	2	2					
25 David Weathers, R ERA: 4.48										0	0	0	0	0	0	0					
Javier Valentin, S OBP: 0.295, SLG: 0.401										1	0	0	0	0	0	0					
Eddie Guardado, R ERA: 3.89										0	0	0	0	0	0	0					
Rheal Cormier, L ERA: 1.98										4	2	2	3	0	0	1					
12 Edwin Encarnación, R OBP: 0.383, SLG: 0.555										2	2	0	0	2	2	0					
Adam Dunn, L OBP: 0.375, SLG: 0.539										2	2	0	0	2	2	0					
Rich Aurilia, R OBP: 0.331, SLG: 0.513										4	1	1	2	0	0	3					
26 David Ross, R OBP: 0.372, SLG: 0.638										4	3	3	5	0	1	0					
4 Brandon Phillips, R OBP: 0.339, SLG: 0.441										4	1	3	3	0	0	0					
22 Eric Milton, L OBP: 0.239, SLG: 0.341										2	0	1	0	0	1	0					
56 Todd Coffey, R ERA: 3.03										0	0	0	0	0	0	0					
Ryan Franklin, R ERA: 4.48										0	0	0	0	0	0	0					
Todd Hollandsworth, L OBP: 0.246, SLG: 0.421										2	0	0	0	0	0	0					
Inning Stats	R: 6 E: 0 K: 1 S: 21	H: 7 LOB: 1 BB: 1 P: 35	R: 0 E: 0 K: 1 S: 8	H: 1 LOB: 0 BB: 0 P: 14	R: 1 E: 0 K: 1 S: 11	H: 1 LOB: 0 BB: 0 P: 17	R: 0 E: 0 K: 2 S: 8	H: 1 LOB: 0 BB: 0 P: 10	R: 0 E: 0 K: 2 S: 7	H: 0 LOB: 0 BB: 0 P: 11	R: 0 E: 0 K: 1 S: 11	H: 1 LOB: 1 BB: 0 P: 16	R: 7 E: 1 K: 0 S: 22	H: 5 LOB: 0 BB: 2 P: 39	R: 0 E: 0 K: 0 S: 5	H: 0 LOB: 0 BB: 0 P: 8	1B: 9 2B: 6 3B: 0 HR: 2	SF: 0 SAC: 0 DP: 2 HBP: 0	WP: 1 PB: 1 SB: 2 CS: 1	PA: 39	
PITCHER	IP	WLS	BF	H	R	ER	SO	BB	IBB	HBP	BLK	WP	HR	S	P	ERA	WHIP				
28 Paul Maholm, L ERA: 4.86	5.0		23	10	7	7	7	1	0	0	0	0	0	55	87	12.60	2.200				
16 Salomon Torres, R ERA: 4.06	1.1	L	9	4	5	3	1	0	2	0	0	0	0	22	38	20.25	3.000				
55 Matt Capps, R ERA: 3.66	0.2		4	2	2	0	0	0	0	0	0	1	1	11	17	0.00	3.000				
Britt Reames, R ERA: 3.38	1.0		3	0	0	0	0	0	0	0	0	0	0	5	8	0.00	0.000				

Pittsburgh Pirates @ Cincinnati Reds
Great American Ball Park, Cincinnati, OH
Sat Aug 19 2006, 6:10 PM EDT
Att: 34,256 - Partly Cloudy - 90 F

AB 36
R 14
H 16
RBI 13
BB 3
SO 8
LOB 9



Batter	1	2	3	4	5	6	7	8	9	AB	R	H	RBI	BB	SO	LOB	TOP										
6 Chris Duffy, L (1, 8) OBP: 0.261, SLG: 0.258	E5		B1-3					G6-3		4	0	1	0	0	0	0	Pittsburgh Pirates @ Cincinnati Reds Great American Ball Park, Cincinnati, OH Sun Aug 20 2006, 1:15 PM EDT Att: 29,939 - Partly Cloudy - 77 F										
2 Jack Wilson, R (1, 6) OBP: 0.315, SLG: 0.388	1B		1B					P3		4	0	2	0	0	0	1											
12 Freddy Sanchez, R (1, 5) OBP: 0.389, SLG: 0.498	K		P4					P3		4	0	0	0	0	2	4											
Jason Bay, R (1, 7) OBP: 0.406, SLG: 0.547	K									4	1	1	1	0	1	2											
Jeromy Burnitz, L (1, 9) OBP: 0.290, SLG: 0.438	K									4	0	0	0	0	1	2											
Xavier Nady, R (1, 3) OBP: 0.340, SLG: 0.483										4	0	2	0	0	0	0											
Jose Castillo, R (1, 4) OBP: 0.322, SLG: 0.423										4	0	0	0	0	1	2											
11 Humberto Cota, R (1, 2) OBP: 0.248, SLG: 0.194										3	0	0	0	0	2	1											
Victor Santos, R (1, 1) OBP: 0.091, SLG: 0.091										2	0	0	0	0	1	0											
Damaso Marte, L (6, 1) ERA: 3.72										0	0	0	0	0	0	0											
José Bautista, R (7, PH) OBP: 0.348, SLG: 0.444										1	0	0	0	0	1	0											
55 Matt Capps, R (7, 1)										0	0	0	0	0	0	0											
Michael Gonzalez, R (8, 1)										0	0	0	0	0	0	0											
Inning Stats	R: 0 E: 1 K: 3 S: 20	H: 1 LOB: 2 BB: 0 P: 27	R: 0 E: 0 K: 0 S: 12	H: 0 LOB: 0 BB: 0 P: 16	R: 0 E: 0 K: 1 S: 9	H: 1 LOB: 1 BB: 0 P: 13	R: 1 E: 0 K: 2 S: 21	H: 2 LOB: 1 BB: 0 P: 28	R: 0 E: 0 K: 1 S: 11	H: 1 LOB: 1 BB: 0 P: 15	R: 0 E: 0 K: 0 S: 5	H: 0 LOB: 0 BB: 0 P: 7	R: 0 E: 0 K: 1 S: 10	H: 0 LOB: 0 BB: 0 P: 13	R: 0 E: 0 K: 0 S: 7	H: 0 LOB: 0 BB: 0 P: 12	R: 0 E: 0 K: 0 S: 9	H: 1 LOB: 1 BB: 0 P: 14	1B: 5 2B: 0 3B: 0 HR: 1	SF: 0 SAC: 0 DP: 0 HBP: 0	WP: 0 PB: 0 SB: 1 CS: 0	PA: 34					
PITCHER	IP	WLS	BF	H	R	ER	SO	BB	IBB	HBP	BLK	WP	HR	S	P	ERA	WHIP										
39 Aaron Harang, R (1, 1) ERA: 3.72	7.0	W	27	5	1	1	9	0	0	0	0	0	1	88	119	1.29	0.714										
Scott Schoeneweis, L (8, 1) ERA: 6.18	1.0		3	0	0	0	0	0	0	0	0	0	0	7	12	0.00	0.000										
25 David Weathers, R (9, 1) ERA: 4.3	1.0		4	1	0	0	0	0	0	0	0	0	0	9	14	0.00	1.000										

AB 34
R 1
H 6
RBI 1
BB 0
SO 9
LOB 12



Batter	1	2	3	4	5	6	7	8	9	AB	R	H	RBI	BB	SO	LOB	BOTTOM										
6 Ryan Freel, R (1, 8) OBP: 0.384, SLG: 0.429	F7									5	1	2	0	0	1	2	Pittsburgh Pirates @ Cincinnati Reds Great American Ball Park, Cincinnati, OH Sun Aug 20 2006, 1:15 PM EDT Att: 29,939 - Partly Cloudy - 77 F										
Scott Hatteberg, L (1, 3) OBP: 0.408, SLG: 0.487	G5-3									5	1	2	3	0	0	2											
12 Edwin Encarnación, R (1, 5) OBP: 0.386, SLG: 0.552										3	1	1	0	1	2	2											
9 Juan Castro, R (9, 6) OBP: 0.279, SLG: 0.356	1B									0	0	0	0	0	0	0											
Adam Dunn, L (1, 7) OBP: 0.376, SLG: 0.544	K									3	1	1	2	1	2	1											
Rich Aurilia, R (1, 6) OBP: 0.333, SLG: 0.513										4	0	2	0	0	0	3											
Todd Hollandsworth, L (1, 9) OBP: 0.249, SLG: 0.411	K									4	0	0	0	0	1	2											
4 Brandon Phillips, R (1, 4) OBP: 0.341, SLG: 0.444										4	0	2	0	0	1	1											
Jason LaRue, R (1, 2) OBP: 0.313, SLG: 0.293	K									2	1	0	0	1	2	3											
39 Aaron Harang, R (1, 1) ERA: 3.65										3	0	0	0	0	2	4											
Scott Schoeneweis, L (8, 1) ERA: 3.6										0	0	0	0	0	0	0											
Norris Hopper, R (8, PH) OBP: 1.000, SLG: 1.000										1	0	1	0	0	0	0											
25 David Weathers, R (9, 1) ERA: 2.29										0	0	0	0	0	0	0											
Inning Stats	R: 0 E: 0 K: 1 S: 12	H: 1 LOB: 1 BB: 0 P: 15	R: 0 E: 0 K: 3 S: 16	H: 2 LOB: 2 BB: 0 P: 21	R: 4 E: 0 K: 0 S: 11	H: 4 LOB: 0 BB: 1 P: 20	R: 1 E: 0 K: 1 S: 12	H: 2 LOB: 3 BB: 1 P: 27	R: 0 E: 0 K: 2 S: 9	H: 1 LOB: 1 BB: 0 P: 12	R: 0 E: 0 K: 1 S: 9	H: 0 LOB: 0 BB: 0 P: 13	R: 0 E: 0 K: 1 S: 7	H: 0 LOB: 0 BB: 0 P: 13	R: 0 E: 0 K: 2 S: 17	H: 1 LOB: 2 BB: 1 P: 27	1B: 7 2B: 2 3B: 0 HR: 2	SF: 0 SAC: 0 DP: 1 HBP: 1	WP: 0 PB: 0 SB: 0 CS: 0	PA: 38							
PITCHER	IP	WLS	BF	H	R	ER	SO	BB	IBB	HBP	BLK	WP	HR	S	P	ERA	WHIP										
Victor Santos, R (1, 1) ERA: 5.65	5.0	L	27	10	5	5	7	1	1	1	0	0	2	60	95	9.00	2.200										
Damaso Marte, L (6, 1) ERA: 4.09	1.0		3	0	0	0	1	0	0	0	0	0	0	9	13	0.00	0.000										
55 Matt Capps, R (7, 1) ERA: 3.6	1.0		3	0	0	0	1	0	0	0	0	0	0	7	13	0.00	0.000										
Michael Gonzalez, L (8, 1) ERA: 2.29	1.0		5	1	0	0	2	1	0	0	0	0	0	17	27	0.00	2.000										

AB 34
R 5
H 11
RBI 5
BB 3
SO 11
LOB 20




Batter	1	2	3	4	5	6	7	8	9	AB	R	H	RBI	BB	SO	LOB	TOP				
6 Chris Duffy, L (1, 8) OBP: 0.267, SLG: 0.263	1-3 K		1-3 K					0-0 1B		4	0	2	0	0	2	0	Pittsburgh Pirates @ Atlanta Braves Turner Field, Atlanta, GA Mon Aug 21 2006, 7:05 PM EDT Att: 21,898 - Cloudy - 90 F				
2 Jack Wilson, R (1, 6) OBP: 0.312, SLG: 0.385	1-1 G4-3		0-1 G5-3			0-1 SAFE F8		3-2 G5-3		4	0	0	0	0	0	3					
12 Freddy Sanchez, R (1, 4) OBP: 0.386, SLG: 0.493	0-0 E6			0-0 F7				0-2 G6-3		4	0	0	0	0	0	1					
Jason Bay, R (1, 7) OBP: 0.404, SLG: 0.543	4-1 1B			3-2 G6-3			1-3 K		2-3 K	3	0	0	0	1	2	0					
Jeromy Burnitz, L (1, 9) OBP: 0.289, SLG: 0.435	0-2 P6			2-0 F8			2-3 K		2-1 1B	4	0	1	0	0	1	2					
Xavier Nady, R (1, 3) OBP: 0.336, SLG: 0.477		2-2 F7			1-2 F8			2-2 F7		4	0	0	0	0	0	1					
Joe Randa, R (1, 5) OBP: 0.324, SLG: 0.399		0-3 K			1-1 F7			1-0 G1-3		3	0	0	0	0	1	0					
26 Ronny Paulino, R (1, 2) OBP: 0.360, SLG: 0.399		0-3 K			3-3 K			1-3 K		3	0	0	0	0	3	0					
57 Zach Duke, L (1, 1) OBP: 0.218, SLG: 0.259			0-3 K				2-3 K		1-1 6 1B	2	0	0	0	0	2	0					
Jose Castillo, R (8, PH) OBP: 0.324, SLG: 0.424										1	0	1	0	0	0	0					
Britt Reames, R (8, 1)										0	0	0	0	0	0	0					
Inning Stats	R: 0 E: 1 K: 1 S: 10	H: 0 LOB: 2 BB: 1 P: 16	R: 0 E: 0 K: 2 S: 11	H: 0 LOB: 0 BB: 0 P: 13	R: 0 E: 0 K: 2 S: 8	H: 0 LOB: 0 BB: 0 P: 9	R: 0 E: 0 K: 0 S: 5	H: 0 LOB: 0 BB: 0 P: 10	R: 0 E: 0 K: 1 S: 14	H: 1 LOB: 1 BB: 0 P: 18	R: 0 E: 0 K: 2 S: 9	H: 0 LOB: 0 BB: 0 P: 14	R: 0 E: 0 K: 1 S: 10	H: 2 LOB: 2 BB: 0 P: 16	R: 0 E: 0 K: 1 S: 8	H: 1 LOB: 1 BB: 0 P: 12	1B: 4 2B: 0 3B: 0 HR: 0	SF: 0 SAC: 0 DP: 0 HBP: 0	WP: 0 SB: 0 CS: 0	PA: 33	
PITCHER	IP WLS BF H R ER SO BB IBB HBP BLK WP HR S P ERA WHIP	IP WLS BF H R ER SO BB IBB HBP BLK WP HR S P ERA WHIP	IP WLS BF H R ER SO BB IBB HBP BLK WP HR S P ERA WHIP	IP WLS BF H R ER SO BB IBB HBP BLK WP HR S P ERA WHIP	IP WLS BF H R ER SO BB IBB HBP BLK WP HR S P ERA WHIP	IP WLS BF H R ER SO BB IBB HBP BLK WP HR S P ERA WHIP	IP WLS BF H R ER SO BB IBB HBP BLK WP HR S P ERA WHIP	IP WLS BF H R ER SO BB IBB HBP BLK WP HR S P ERA WHIP	IP WLS BF H R ER SO BB IBB HBP BLK WP HR S P ERA WHIP	IP WLS BF H R ER SO BB IBB HBP BLK WP HR S P ERA WHIP	IP WLS BF H R ER SO BB IBB HBP BLK WP HR S P ERA WHIP	IP WLS BF H R ER SO BB IBB HBP BLK WP HR S P ERA WHIP	IP WLS BF H R ER SO BB IBB HBP BLK WP HR S P ERA WHIP	IP WLS BF H R ER SO BB IBB HBP BLK WP HR S P ERA WHIP	IP WLS BF H R ER SO BB IBB HBP BLK WP HR S P ERA WHIP	IP WLS BF H R ER SO BB IBB HBP BLK WP HR S P ERA WHIP	IP WLS BF H R ER SO BB IBB HBP BLK WP HR S P ERA WHIP	IP WLS BF H R ER SO BB IBB HBP BLK WP HR S P ERA WHIP	IP WLS BF H R ER SO BB IBB HBP BLK WP HR S P ERA WHIP	IP WLS BF H R ER SO BB IBB HBP BLK WP HR S P ERA WHIP	IP WLS BF H R ER SO BB IBB HBP BLK WP HR S P ERA WHIP

AB	32
R	0
H	4
RBI	0
BB	1
SO	11
LOB	7



Batter	1	2	3	4	5	6	7	8	9	AB	R	H	RBI	BB	SO	LOB	BOTTOM				
24 Martin Prado, R (1, 4) OBP: 0.455, SLG: 0.667	1-1 G3-1		2-2 11 2B					3-2 G1-3		4	0	2	2	0	0	0	Pittsburgh Pirates @ Atlanta Braves Turner Field, Atlanta, GA Mon Aug 21 2006, 7:05 PM EDT Att: 21,898 - Cloudy - 90 F				
11 Edgar Renteria, R (1, 6) OBP: 0.375, SLG: 0.438	0-1 G3-1		1-1 1H 2B		2H 3H 2B		0-1 F9		1-0 F9	4	0	1	1	0	0	1					
10 Chipper Jones, S (1, 5) OBP: 0.405, SLG: 0.566	0-0 G4-3		0-0 G3		1-0 G6-3			3-2 WP 1B		4	0	1	0	0	0	2					
Andrew Jones, R (1, 8) OBP: 0.357, SLG: 0.519		2-2 F8		2-2 G5-3			1-2 G5-3		1-1 G5-3	4	0	0	0	0	0	1					
7 Jeff Francoeur, R (1, 9) OBP: 0.285, SLG: 0.454		0-1 2B		1-1 1B			1-2 P2			3	0	2	0	0	0	0					
16 Brian McCann, L (1, 2) OBP: 0.398, SLG: 0.563		2-3 K		2-0 L8			2-1 G6-3			3	0	0	0	0	1	1					
23 Matt Diaz, R (1, 7) OBP: 0.370, SLG: 0.500			2-0 L4					1-0 G6-3		3	1	1	0	0	0	1					
Ryan Langerhans, L (8, 7) OBP: 0.340, SLG: 0.376										0	0	0	0	0	0	0					
Adam LaRoche, L (1, 3) OBP: 0.348, SLG: 0.550			3-1 24 1B		4-2 SAFE 29 SH1-4		1-2 F8			2	2	1	0	1	0	0					
29 John Smoltz, R (1, 1) OBP: 0.196, SLG: 0.208			0-0 SH1-4		0-0 SH2-4		0-0 G3			1	0	0	0	0	0	0					
28 Bob Wickman, R (9, 1)			1-2 1B		1-2 2-3					0	0	0	0	0	0	0					
Inning Stats	R: 0 E: 0 K: 0 S: 5	H: 0 LOB: 0 BB: 0 P: 6	R: 0 E: 0 K: 1 S: 10	H: 1 LOB: 0 BB: 0 P: 16	R: 1 E: 0 K: 0 S: 10	H: 3 LOB: 1 BB: 0 P: 16	R: 0 E: 0 K: 0 S: 6	H: 1 LOB: 0 BB: 0 P: 11	R: 2 E: 0 K: 0 S: 9	H: 2 LOB: 1 BB: 1 P: 14	R: 0 E: 0 K: 0 S: 8	H: 0 LOB: 0 BB: 0 P: 12	R: 0 E: 0 K: 0 S: 6	H: 0 LOB: 0 BB: 0 P: 8	R: 0 E: 0 K: 0 S: 9	H: 1 LOB: 1 BB: 0 P: 17	1B: 5 2B: 3 3B: 0 HR: 0	SF: 0 SAC: 2 DP: 0 HBP: 0	WP: 1 SB: 0 CS: 0	PA: 31	
PITCHER	IP WLS BF H R ER SO BB IBB HBP BLK WP HR S P ERA WHIP	IP WLS BF H R ER SO BB IBB HBP BLK WP HR S P ERA WHIP	IP WLS BF H R ER SO BB IBB HBP BLK WP HR S P ERA WHIP	IP WLS BF H R ER SO BB IBB HBP BLK WP HR S P ERA WHIP	IP WLS BF H R ER SO BB IBB HBP BLK WP HR S P ERA WHIP	IP WLS BF H R ER SO BB IBB HBP BLK WP HR S P ERA WHIP	IP WLS BF H R ER SO BB IBB HBP BLK WP HR S P ERA WHIP	IP WLS BF H R ER SO BB IBB HBP BLK WP HR S P ERA WHIP	IP WLS BF H R ER SO BB IBB HBP BLK WP HR S P ERA WHIP	IP WLS BF H R ER SO BB IBB HBP BLK WP HR S P ERA WHIP	IP WLS BF H R ER SO BB IBB HBP BLK WP HR S P ERA WHIP	IP WLS BF H R ER SO BB IBB HBP BLK WP HR S P ERA WHIP	IP WLS BF H R ER SO BB IBB HBP BLK WP HR S P ERA WHIP	IP WLS BF H R ER SO BB IBB HBP BLK WP HR S P ERA WHIP	IP WLS BF H R ER SO BB IBB HBP BLK WP HR S P ERA WHIP	IP WLS BF H R ER SO BB IBB HBP BLK WP HR S P ERA WHIP	IP WLS BF H R ER SO BB IBB HBP BLK WP HR S P ERA WHIP	IP WLS BF H R ER SO BB IBB HBP BLK WP HR S P ERA WHIP	IP WLS BF H R ER SO BB IBB HBP BLK WP HR S P ERA WHIP	IP WLS BF H R ER SO BB IBB HBP BLK WP HR S P ERA WHIP	IP WLS BF H R ER SO BB IBB HBP BLK WP HR S P ERA WHIP



Batter	1	2	3	4	5	6	7	8	9	AB	R	H	RBI	BB	SO	LOB	TOP					
6 Chris Duffy, L OBP: 0.268, SLG: 0.278 (1, 8)	G3		G6-3				G6-3		K	5	0	1	1	0	1	1	Pittsburgh Pirates @ Atlanta Braves Turner Field, Atlanta, GA Wed Aug 23 2006, 7:35 PM EDT Att: 23,082 - Cloudy - 85 F					
2 Jack Wilson, R OBP: 0.313, SLG: 0.381 (1, 6)	K						G6-3			3	1	1	0	1	1	0						
12 Freddy Sanchez, R OBP: 0.384, SLG: 0.495 (1, 5)	L6									4	1	1	1	0	0	3						
Jason Bay, R OBP: 0.404, SLG: 0.549 (1, 7)										4	1	2	2	0	1	0						
Xavier Nady, R OBP: 0.337, SLG: 0.475 (1, 3)	K									4	1	1	0	0	3	2						
26 Ronny Paulino, R OBP: 0.383, SLG: 0.400 (1, 2)	G5-3									3	0	1	0	1	1	0						
Jose Castillo, R OBP: 0.318, SLG: 0.417 (1, 4)	F8									3	0	0	1	0	1	3						
José Bautista, R OBP: 0.352, SLG: 0.455 (1, 9)										4	1	2	0	0	0	0						
45 Ian Snell, R OBP: 0.116, SLG: 0.098 (1, 1)										2	0	0	0	0	0	1						
34 John Grabow, L ERA: 4.02 (6, 1)										0	0	0	0	0	0	0						
55 Matt Capps, R ERA: 3.63 (6, 1)										0	0	0	0	0	0	0						
16 Salomon Torres, R OBP: 0.279, SLG: 0.354 (7, 1)										0	0	0	0	0	0	0						
41 Ryan Doumit, S OBP: 0.279, SLG: 0.354 (6, PR)										0	0	0	0	0	0	0						
10 Rajai Davis, R OBP: 0.318, SLG: 0.417 (6, PR)										0	0	0	0	0	0	0						
Michael Gonzalez, R ERA: 3.95 (9, 1)										0	0	0	0	0	0	0						
										0	0	0	0	0	0	0						
										0	0	0	0	0	0	0						
										0	0	0	0	0	0	0						
Inning Stats	R: 0 E: 0 K: 1 S: 10	H: 0 LOB: 0 BB: 0 P: 12	R: 1 E: 0 K: 1 S: 10	H: 1 LOB: 0 BB: 0 P: 12	R: 0 E: 0 K: 0 S: 5	H: 0 LOB: 0 BB: 0 P: 9	R: 1 E: 0 K: 1 S: 10	H: 2 LOB: 2 BB: 1 P: 17	R: 1 E: 0 K: 0 S: 16	H: 2 LOB: 1 BB: 1 P: 24	R: 1 E: 0 K: 2 S: 13	H: 3 LOB: 2 BB: 0 P: 19	R: 1 E: 0 K: 0 S: 12	H: 1 LOB: 0 BB: 0 P: 21	R: 0 E: 0 K: 3 S: 10	H: 0 LOB: 0 BB: 0 P: 13	R: 0 E: 1 K: 1 S: 11	H: 0 LOB: 1 BB: 0 P: 17	1B: 3 2B: 3 3B: 1 HR: 2	SF: 1 SAC: 1 DP: 2 HBP: 0	WP: 0 PB: 0 CS: 1	PA: 37
PITCHER	IP	WLS	BF	H	R	ER	SO	BB	IBB	HBP	BLK	WP	HR	S	P	ERA	WHIP					
15 Tim Hudson, R ERA: 4.82 (1, 1)	6.0		27	8	4	4	5	1	1	0	0	0	1	64	93	6.00	1.500					
54 Chad Paronto, R ERA: 2.54 (7, 1)	1.0	L	4	1	1	1	0	0	0	0	0	0	1	12	21	9.00	1.000					
Tyler Yates, R ERA: 4.32 (8, 1)	1.0		3	0	0	0	3	0	0	0	0	0	0	10	13	0.00	0.000					
Ken Ray, R ERA: 3.95 (9, 1)	1.0		3	0	0	0	1	0	0	0	0	0	0	11	17	0.00	0.000					

Batter	1	2	3	4	5	6	7	8	9	AB	R	H	RBI	BB	SO	LOB	BOTTOM					
24 Martín Prado, R OBP: 0.400, SLG: 0.538 (1, 4)	G6-3		G3-1				P3		SH3-4	3	0	0	0	0	0	1	Pittsburgh Pirates @ Atlanta Braves Turner Field, Atlanta, GA Wed Aug 23 2006, 7:35 PM EDT Att: 23,082 - Cloudy - 85 F					
11 Edgar Renteria, R OBP: 0.373, SLG: 0.433 (1, 6)	P4								F7	4	1	1	0	0	1	1						
10 Chipper Jones, S OBP: 0.406, SLG: 0.572 (1, 5)	P5									4	1	1	1	0	0	2						
Andrew Jones, R OBP: 0.358, SLG: 0.515 (1, 8)										3	1	0	0	1	0	0						
16 Brian McCann, L OBP: 0.393, SLG: 0.552 (8, PR)	F7									3	0	1	1	1	1	0						
Tony Pena Jr., R OBP: 0.130, SLG: 0.238 (6, PR)										0	0	0	0	0	0	0						
Todd Pratt, R OBP: 0.246, SLG: 0.289 (9, 2)										0	0	0	0	0	0	0						
7 Jeff Francoeur, R OBP: 0.283, SLG: 0.448 (1, 9)	K									3	0	0	0	1	2	1						
Adam LaRoche, L OBP: 0.351, SLG: 0.554 (1, 3)										3	1	1	2	1	2	0						
23 Matt Diaz, R OBP: 0.369, SLG: 0.495 (1, 7)										4	0	1	0	0	2	3						
15 Tim Hudson, R ERA: 4.82 (1, 1)										1	0	0	0	0	1	0						
54 Chad Paronto, R ERA: 2.54 (7, 1)										0	0	0	0	0	0	0						
4 Pete Orr, L OBP: 0.279, SLG: 0.371 (7, PR)										1	0	1	0	0	0	0						
Tyler Yates, R ERA: 4.32 (8, 1)										0	0	0	0	0	0	0						
Ken Ray, R ERA: 3.95 (9, 1)										0	0	0	0	0	0	0						
Marcus Giles, R ERA: 3.95 (9, PR)										1	0	0	0	0	1	0						
Inning Stats	R: 0 E: 0 K: 0 S: 6	H: 0 LOB: 0 BB: 0 P: 9	R: 0 E: 0 K: 1 S: 6	H: 0 LOB: 0 BB: 0 P: 9	R: 0 E: 0 K: 1 S: 9	H: 1 LOB: 1 BB: 0 P: 13	R: 1 E: 0 K: 2 S: 10	H: 1 LOB: 0 BB: 0 P: 17	R: 1 E: 0 K: 2 S: 14	H: 1 LOB: 0 BB: 0 P: 16	R: 2 E: 0 K: 1 S: 21	H: 2 LOB: 3 BB: 3 P: 39	R: 0 E: 0 K: 0 S: 5	H: 1 LOB: 1 BB: 0 P: 8	R: 0 E: 0 K: 0 S: 9	H: 0 LOB: 1 BB: 1 P: 15	R: 0 E: 0 K: 3 S: 9	H: 0 LOB: 0 BB: 0 P: 11	1B: 4 2B: 0 3B: 0 HR: 2	SF: 0 SAC: 2 DP: 1 HBP: 0	WP: 0 PB: 0 CS: 0	PA: 36
PITCHER	IP	WLS	BF	H	R	ER	SO	BB	IBB	HBP	BLK	WP	HR	S	P	ERA	WHIP					
45 Ian Snell, R ERA: 4.82 (1, 1)	5.2		24	5	4	4	6	2	0	0	0	0	2	62	95	6.35	1.235					
34 John Grabow, L ERA: 4.02 (6, 1)	0.0	B	1	0	0	0	0	1	0	0	0	0	0	0	4	"	"					
55 Matt Capps, R ERA: 3.63 (6, 1)	1.0	W	4	1	0	0	1	0	0	0	0	0	0	8	11	0.00	1.000					
16 Salomon Torres, R OBP: 0.279, SLG: 0.354 (7, 1)	1.1	H	4	0	0	0	0	1	0	0	0	0	0	10	16	0.00	0.750					
Michael Gonzalez, L ERA: 2.21 (9, 1)	1.0	S	3	0	0	0	3	0	0	0	0	0	0	9	11	0.00	0.000					

Batter	1	2	3	4	5	6	7	8	9	AB	R	H	RBI	BB	SO	LOB	TOP								
Willy Taveras, R OBP: 0.333, SLG: 0.342	1-1 SH1-3 2B	0-1 E3 2 CS		3-2 G1-3			0-1 FC5-6 2 1B 17 2B	2-0 G6-3		5	1	1	0	0	0	3									
2 Chris Burke, R OBP: 0.363, SLG: 0.455	0-0 SH1-3 2-3	1-0 SAFE SAFE CS	0-3 K		1-2 16 WP 1B		2-2 17 2B 1B		0-1 L4	4	1	2	0	0	1	0									
17 Lance Berkman, S OBP: 0.411, SLG: 0.606	2-0 P4		1-0 G1-3		0-0 F7		0-1 16 S 1B 2B		1-1 L7	5	1	1	2	0	0	2									
16 Jason Lane, R OBP: 0.337, SLG: 0.406	4-2 BB		0-1 L6		2-3 SAFE SAFE K		2-2 G6-3		2-2 L4	4	0	1	0	1	1	2									
Morgan Ensberg, R OBP: 0.393, SLG: 0.463	0-0 F7			0-0 G6-3	0-2 G4-3		3-2 1B		0-3 K	5	0	1	1	0	1	4									
Craig Biggio, R OBP: 0.315, SLG: 0.427 54 Brad Lidge, R (9.1)		1-0 SH5-4 28 1B E		1-0 F8		2-3 K	1-2 G5-3			4	1	1	0	0	0	1									
28 Adam Everett, R OBP: 0.291, SLG: 0.350		1-1 SH5-4 E		1-0 1B		2-2 G5-3		4-2 SH1-3 BB		3	2	2	0	1	0	0									
Brad Ausmus, R OBP: 0.302, SLG: 0.287		1-3 K		4-0 1B WP IBB		0-1 P4		1-0 SH1-3		2	1	0	0	1	1	2									
Andy Pettitte, L OBP: 0.235, SLG: 0.340 Dave Borkowski, R (7.1)		1-0 SH5-4		0-1 WP				1-1 FC5-6 1B		2	0	2	1	0	0	0									
Luke Scott, L OBP: 0.460, SLG: 0.615		1-2 2-3		1-3 3H 1B					0-0 F7	0	0	0	0	0	0	0									
Inning Stats	R: 0 E: 0 K: 0 S: 7	H: 1 LOB: 2 BB: 1 P: 14	R: 2 E: 1 K: 1 S: 12	H: 2 LOB: 0 BB: 0 P: 17	R: 0 E: 0 K: 1 S: 6	H: 0 LOB: 0 BB: 0 P: 7	R: 2 E: 0 K: 0 S: 10	H: 2 LOB: 1 BB: 1 P: 19	R: 0 E: 0 K: 1 S: 11	H: 1 LOB: 0 BB: 0 P: 14	R: 0 E: 0 K: 1 S: 9	H: 0 LOB: 0 BB: 0 P: 13	R: 3 E: 0 K: 0 S: 21	H: 4 LOB: 1 BB: 0 P: 30	R: 0 E: 0 K: 0 S: 5	H: 0 LOB: 1 BB: 1 P: 12	R: 0 E: 0 K: 1 S: 10	H: 1 LOB: 1 BB: 0 P: 13	1B: 8 2B: 2 3B: 1 HR: 0	SF: 0 SAC: 3 DP: 0 HBP: 0	WP: 2 PB: 0 SB: 1 CS: 1	PA: 42			
PITCHER	IP WLS BF H R ER SO BB IBB HBP BLK WP HR S P ERA WHIP	IP WLS BF H R ER SO BB IBB HBP BLK WP HR S P ERA WHIP	IP WLS BF H R ER SO BB IBB HBP BLK WP HR S P ERA WHIP	IP WLS BF H R ER SO BB IBB HBP BLK WP HR S P ERA WHIP	IP WLS BF H R ER SO BB IBB HBP BLK WP HR S P ERA WHIP	IP WLS BF H R ER SO BB IBB HBP BLK WP HR S P ERA WHIP	IP WLS BF H R ER SO BB IBB HBP BLK WP HR S P ERA WHIP	IP WLS BF H R ER SO BB IBB HBP BLK WP HR S P ERA WHIP	IP WLS BF H R ER SO BB IBB HBP BLK WP HR S P ERA WHIP	IP WLS BF H R ER SO BB IBB HBP BLK WP HR S P ERA WHIP	IP WLS BF H R ER SO BB IBB HBP BLK WP HR S P ERA WHIP	IP WLS BF H R ER SO BB IBB HBP BLK WP HR S P ERA WHIP	IP WLS BF H R ER SO BB IBB HBP BLK WP HR S P ERA WHIP	IP WLS BF H R ER SO BB IBB HBP BLK WP HR S P ERA WHIP	IP WLS BF H R ER SO BB IBB HBP BLK WP HR S P ERA WHIP	IP WLS BF H R ER SO BB IBB HBP BLK WP HR S P ERA WHIP	IP WLS BF H R ER SO BB IBB HBP BLK WP HR S P ERA WHIP	IP WLS BF H R ER SO BB IBB HBP BLK WP HR S P ERA WHIP	IP WLS BF H R ER SO BB IBB HBP BLK WP HR S P ERA WHIP	IP WLS BF H R ER SO BB IBB HBP BLK WP HR S P ERA WHIP	IP WLS BF H R ER SO BB IBB HBP BLK WP HR S P ERA WHIP	IP WLS BF H R ER SO BB IBB HBP BLK WP HR S P ERA WHIP	IP WLS BF H R ER SO BB IBB HBP BLK WP HR S P ERA WHIP	IP WLS BF H R ER SO BB IBB HBP BLK WP HR S P ERA WHIP	IP WLS BF H R ER SO BB IBB HBP BLK WP HR S P ERA WHIP

Houston Astros @ Pittsburgh Pirates
PNC Park, Pittsburgh, PA
Sat Aug 26 2006, 7:05 PM EDT
Att: 37,190 - Cloudy - 87 F

AB	35
R	7
H	11
RBI	4
BB	3
SO	5
LOB	15



Batter	1	2	3	4	5	6	7	8	9	AB	R	H	RBI	BB	SO	LOB	BOTTOM								
6 Chris Duffy, L OBP: 0.262, SLG: 0.271	1-1 G1-3	2-2 L9			1-2 G1-3		0-1 F7			4	0	0	0	0	0	4									
Joe Randa, R OBP: 0.313, SLG: 0.382	1-2 12 G4-6-3 1B	1-1 P3			2-1 G6-3		2-2 F9			4	0	1	0	0	0	4									
12 Freddy Sanchez, R OBP: 0.383, SLG: 0.492	2-2 G4-6-3 1-2		2-1 F8			1-1 G6-3		0-3 K2-3		4	0	0	0	0	1	1									
Jason Bay, R OBP: 0.401, SLG: 0.544		0-0 F9	0-3 K			1-3 K		1-2 G6-3		4	0	0	0	0	2	0									
Xavier Nady, R OBP: 0.342, SLG: 0.474		4-2 1B 26 1B BB	1-2 P6			0-1 F8		2-1 2B		3	1	1	0	1	0	0									
26 Ronny Paulino, R OBP: 0.365, SLG: 0.401		0-1 1B		0-3 K			2-2 1B 41 SF9 1B	3-2 L9		4	2	2	0	0	1	1									
José Bautista, R OBP: 0.350, SLG: 0.452		3-2 1B		0-2 G6-3			2-2 41 SF9 1B		2-3 K	4	1	2	0	0	1	0									
Jose Castillo, R OBP: 0.322, SLG: 0.422		1-1 6 L9 57 1B		2-2 F9			1-0 1B		0-3 K	4	0	2	2	0	1	0									
57 Zach Duke, L OBP: 0.228, SLG: 0.268 55 Matt Capps, R (7.1)		1-2 2H 3H 1B		1-2 G4-3			0-0 SF9		2-3 K	2	0	1	1	0	0	0									
41 Ryan Doumit, S OBP: 0.250, SLG: 0.377 Damaso Marte, L (8.1) Jeromy Burnitz, L OBP: 0.291, SLG: 0.434		1-2 2H 1B					2-3 3H			0	0	0	0	0	0	0									
Inning Stats	R: 0 E: 0 K: 0 S: 10	H: 1 LOB: 0 BB: 0 P: 14	R: 3 E: 0 K: 0 S: 21	H: 4 LOB: 2 BB: 1 P: 33	R: 0 E: 0 K: 1 S: 9	H: 0 LOB: 0 BB: 0 P: 12	R: 0 E: 0 K: 1 S: 9	H: 0 LOB: 0 BB: 0 P: 11	R: 0 E: 0 K: 0 S: 8	H: 0 LOB: 0 BB: 0 P: 12	R: 0 E: 0 K: 1 S: 7	H: 0 LOB: 0 BB: 0 P: 9	R: 1 E: 0 K: 0 S: 17	H: 3 LOB: 2 BB: 0 P: 24	R: 0 E: 0 K: 1 S: 13	H: 1 LOB: 1 BB: 0 P: 19	R: 0 E: 0 K: 3 S: 9	H: 0 LOB: 0 BB: 0 P: 13	1B: 8 2B: 1 3B: 0 HR: 0	SF: 1 SAC: 0 DP: 1 HBP: 0	WP: 0 PB: 0 SB: 0 CS: 0	PA: 36			
PITCHER	IP WLS BF H R ER SO BB IBB HBP BLK WP HR S P ERA WHIP	IP WLS BF H R ER SO BB IBB HBP BLK WP HR S P ERA WHIP	IP WLS BF H R ER SO BB IBB HBP BLK WP HR S P ERA WHIP	IP WLS BF H R ER SO BB IBB HBP BLK WP HR S P ERA WHIP	IP WLS BF H R ER SO BB IBB HBP BLK WP HR S P ERA WHIP	IP WLS BF H R ER SO BB IBB HBP BLK WP HR S P ERA WHIP	IP WLS BF H R ER SO BB IBB HBP BLK WP HR S P ERA WHIP	IP WLS BF H R ER SO BB IBB HBP BLK WP HR S P ERA WHIP	IP WLS BF H R ER SO BB IBB HBP BLK WP HR S P ERA WHIP	IP WLS BF H R ER SO BB IBB HBP BLK WP HR S P ERA WHIP	IP WLS BF H R ER SO BB IBB HBP BLK WP HR S P ERA WHIP	IP WLS BF H R ER SO BB IBB HBP BLK WP HR S P ERA WHIP	IP WLS BF H R ER SO BB IBB HBP BLK WP HR S P ERA WHIP	IP WLS BF H R ER SO BB IBB HBP BLK WP HR S P ERA WHIP	IP WLS BF H R ER SO BB IBB HBP BLK WP HR S P ERA WHIP	IP WLS BF H R ER SO BB IBB HBP BLK WP HR S P ERA WHIP	IP WLS BF H R ER SO BB IBB HBP BLK WP HR S P ERA WHIP	IP WLS BF H R ER SO BB IBB HBP BLK WP HR S P ERA WHIP	IP WLS BF H R ER SO BB IBB HBP BLK WP HR S P ERA WHIP	IP WLS BF H R ER SO BB IBB HBP BLK WP HR S P ERA WHIP	IP WLS BF H R ER SO BB IBB HBP BLK WP HR S P ERA WHIP	IP WLS BF H R ER SO BB IBB HBP BLK WP HR S P ERA WHIP	IP WLS BF H R ER SO BB IBB HBP BLK WP HR S P ERA WHIP	IP WLS BF H R ER SO BB IBB HBP BLK WP HR S P ERA WHIP	IP WLS BF H R ER SO BB IBB HBP BLK WP HR S P ERA WHIP

Houston Astros @ Pittsburgh Pirates
PNC Park, Pittsburgh, PA
Sat Aug 26 2006, 7:05 PM EDT
Att: 37,190 - Cloudy - 87 F


AB	34
R	4
H	9
RBI	4
BB	1
SO	7
LOB	10



Batter	1	2	3	4	5	6	7	8	9	AB	R	H	RBI	BB	SO	LOB	TOP										
6 Chris Duffy, L (1,8) OBP: 0.271, SLG: 0.275	G2-3		F9			E9 1B		K		4	0	1	0	0	1	0											
José Bautista, R (1,5) OBP: 0.348, SLG: 0.438	K			G6-3		K			G5-3	4	0	0	0	0	2	1											
12 Freddy Sanchez, R (1,6) OBP: 0.382, SLG: 0.484	K			G6-3		G6-3			G6-3	4	0	0	0	0	1	1											
Jason Bay, R (1,7) OBP: 0.398, SLG: 0.536		K			K				G5-3	4	0	0	0	0	3	0											
Xavier Nady, R (1,9) OBP: 0.350, SLG: 0.478		G1-3				G5-3				2	0	0	0	0	0	0											
41 Ryan Doumit, S (1,3) OBP: 0.270, SLG: 0.333			F9			G6-3		FC6-4		3	0	0	0	0	0	1											
26 Ronny Paulino, R (1,2) OBP: 0.370, SLG: 0.403				G4-3 57 G3-1 1B		FC6-4 1B			G5-3	3	1	2	0	0	0	1											
Jose Castillo, R (1,4) OBP: 0.322, SLG: 0.420				G4-3		FC6-4		F8		3	0	0	0	0	0	2											
57 Zach Duke, L (1,1) OBP: 0.220, SLG: 0.259				G3-1						2	0	0	1	0	0	0											
2 Jack Wilson, R (8,PH) OBP: 0.313, SLG: 0.379						G4-3				1	0	0	0	0	1	0											
59 Brian Rogers, R (8,1)										0	0	0	0	0	0	0											
Inning Stats	R: 0 H: 0 E: 0 K: 2 S: 9	H: 0 LOB: 0 BB: 0 P: 11	R: 0 H: 0 E: 0 K: 1 S: 10	H: 0 LOB: 0 BB: 0 P: 15	R: 0 H: 1 E: 0 K: 0 S: 12	H: 1 LOB: 0 BB: 0 P: 18	R: 0 H: 0 E: 0 K: 1 S: 9	H: 0 LOB: 0 BB: 0 P: 10	R: 0 H: 1 E: 0 K: 0 S: 6	H: 1 LOB: 1 BB: 0 P: 7	R: 0 H: 0 E: 0 K: 1 S: 6	H: 0 LOB: 1 BB: 0 P: 9	R: 0 H: 0 E: 0 K: 2 S: 12	H: 0 LOB: 0 BB: 0 P: 14	R: 0 H: 0 E: 0 K: 0 S: 4	H: 0 LOB: 0 BB: 0 P: 5	1B: 3 2B: 0 3B: 0 HR: 0	SF: 0 SAC: 0 DP: 0 HBP: 1	WP: 1 PB: 0 SB: 0 CS: 0	PA: 31							
PITCHER	IP	WLS	BF	H	R	ER	SO	BB	IBB	HBP	BLK	WP	HR	S	P	ERA	WHIP										
29 Chris Carpenter, R (1,1) ERA: 2.87	9.0	W	31	3	1	1	8	0	0	1	0	1	0	76	102	1.00	0.333										

Pittsburgh Pirates @ St. Louis Cardinals
 Busch Stadium, St. Louis, MO
 Fri Sep 01 2006, 7:10 PM CDT
 Att: 42,091 - Partly Cloudy - 76 F


AB 30
R 1
H 3
RBI 1
BB 0
SO 8
LOB 6



Batter	1	2	3	4	5	6	7	8	9	AB	R	H	RBI	BB	SO	LOB	BOTTOM										
3 Preston Wilson, R (1,9) OBP: 0.310, SLG: 0.422	43 1B BB			G1-3			F7			3	2	1	1	1	0	2											
So Taguchi, R (1,7) OBP: 0.333, SLG: 0.357	43 1B WP		G4-3		G4-3		F9			4	1	1	0	0	0	0											
5 Albert Pujols, R (1,3) OBP: 0.418, SLG: 0.657	F7		P3		G6-3		G4-3			4	0	0	0	0	0	2											
27 Scott Rolen, R (1,5) OBP: 0.385, SLG: 0.545	F4					43 1B				3	0	2	0	1	0	2											
43 Juan Encarnacion, R (1,8) OBP: 0.318, SLG: 0.459	WP		G1-3				P5			4	0	2	1	0	0	2											
Ronnie Belliard, R (1,4) OBP: 0.333, SLG: 0.398	G6-3				G5-3		G6-3			4	0	0	0	0	0	4											
Aaron Miles, S (1,6) OBP: 0.337, SLG: 0.351		G6-3				29 1B		B4-3		3	0	1	0	0	0	0											
4 Yadier Molina, R (1,2) OBP: 0.266, SLG: 0.325		G1-3					F9			3	0	0	0	0	0	1											
29 Chris Carpenter, R (1,1) OBP: 0.143, SLG: 0.143			G6-3					G1-3		3	0	1	0	0	0	0											
Inning Stats	R: 2 H: 2 E: 0 K: 0 S: 14	H: 2 LOB: 1 BB: 1 P: 23	R: 0 H: 0 E: 0 K: 0 S: 7	H: 0 LOB: 0 BB: 0 P: 11	R: 1 H: 2 E: 0 K: 0 S: 8	H: 2 LOB: 1 BB: 0 P: 13	R: 0 H: 2 E: 0 K: 0 S: 7	H: 2 LOB: 2 BB: 0 P: 9	R: 0 H: 0 E: 0 K: 0 S: 5	H: 0 LOB: 0 BB: 0 P: 9	R: 0 H: 0 E: 0 K: 0 S: 5	H: 0 LOB: 0 BB: 0 P: 7	R: 0 H: 0 E: 0 K: 0 S: 11	H: 0 LOB: 0 BB: 1 P: 15	1B: 7 2B: 0 3B: 0 HR: 1	SF: 0 SAC: 0 DP: 1 HBP: 0	WP: 1 PB: 0 SB: 0 CS: 0	PA: 33									
PITCHER	IP	WLS	BF	H	R	ER	SO	BB	IBB	HBP	BLK	WP	HR	S	P	ERA	WHIP										
57 Zach Duke, L (1,1) ERA: 4.97	7.0	L	30	8	3	3	0	1	0	0	0	0	0	56	88	3.86	1.286										
59 Brian Rogers, R (8,1) ERA:	1.0		3	0	0	0	0	1	0	0	0	0	0	11	15	0.00	1.000										

Pittsburgh Pirates @ St. Louis Cardinals
 Busch Stadium, St. Louis, MO
 Fri Sep 01 2006, 7:10 PM CDT
 Att: 42,091 - Partly Cloudy - 76 F

AB 31
R 3
H 8
RBI 2
BB 2
SO 0
LOB 13



Batter	1	2	3	4	5	6	7	8	9	AB	R	H	RBI	BB	SO	LOB	TOP								
6 Chris Duffy, L (1.8) OBP: 0.266, SLG: 0.266			G5-3			G5-3		K		4	0	0	0	0	2	0	Pittsburgh Pirates @ St. Louis Cardinals Busch Stadium, St. Louis, MO Sun Sep 03 2006, 1:15 PM CDT Att: 42,205 - Partly Cloudy - 77 F								
José Bautista, R (1.5) OBP: 0.344, SLG: 0.433				P2		K		F9		4	0	0	0	0	2	0									
12 Freddy Sanchez, R (1.6) OBP: 0.361, SLG: 0.485				WP 2B		K			FC5-4 26 1B	4	1	2	0	0	2	0									
Xavier Nady, R (1.9) OBP: 0.348, SLG: 0.472		F9		F9			G6-3		FC5-4 1B	3	0	0	0	1	0	1									
Jason Bay, R (1.7) OBP: 0.396, SLG: 0.531		1B		K			26 BB 1B		FC5-4 41 2B	4	1	2	0	0	1	3									
26 Ronny Paulino, R (1.2) OBP: 0.369, SLG: 0.400					P4		FC6 BB		41 2B G5-3 1B	3	1	1	1	1	1	1									
41 Ryan Doumit, S (1.3) OBP: 0.281, SLG: 0.357		G4-3		FC5 2B			K		WP 2B	4	0	2	1	0	1	3									
Jose Castillo, R (1.4) OBP: 0.320, SLG: 0.415			G6-3		K		FC6		G5-3	4	0	0	1	0	1	4									
45 Ian Snell, R (1.1) OBP: 0.104, SLG: 0.097			K						G4-3	2	0	0	0	0	1	1									
44 Josh Sharpless, R (6.1) OBP: 0.284, SLG: 0.333										0	0	0	0	0	0	0									
59 Brian Rogers, R (7.1) OBP: 0.284, SLG: 0.333										0	0	0	0	0	0	0									
10 Rajai Davis, R (8. PH) OBP: 0.284, SLG: 0.333										0	0	0	0	0	0	0									
54 Jonah Bayliss, R (8.1) OBP: 0.284, SLG: 0.333										0	0	0	0	0	0	0									
Joe Randa, R (9. PH) OBP: 0.284, SLG: 0.333										0	0	0	0	0	0	0									
Inning Stats	R: 0 E: 0 K: 3 S: 10	H: 0 LOB: 0 BB: 0 P: 14	R: 0 E: 0 K: 1 S: 10	H: 1 LOB: 1 BB: 0 P: 16	R: 0 E: 0 K: 1 S: 10	H: 0 LOB: 0 BB: 0 P: 11	R: 0 E: 0 K: 1 S: 8	H: 1 LOB: 1 BB: 0 P: 14	R: 0 E: 0 K: 1 S: 15	H: 1 LOB: 1 BB: 0 P: 20	R: 0 E: 0 K: 2 S: 12	H: 0 LOB: 0 BB: 0 P: 15	R: 0 E: 0 K: 1 S: 10	H: 1 LOB: 2 BB: 1 P: 18	R: 0 E: 0 K: 2 S: 8	H: 0 LOB: 0 BB: 0 P: 10	R: 3 E: 0 K: 0 S: 18	H: 3 LOB: 1 BB: 1 P: 30	1B: 4 2B: 3 3B: 0 HR: 0	SF: 0 SAC: 0 DP: 0 HBP: 0	WP: 2 PB: 2 SB: 0 CS: 0	PA: 36			
PITCHER	IP	WLS	BF	H	R	ER	SO	BB	IBB	HBP	BLK	WP	HR	S	P	ERA	WHIP								
23 Anthony Reyes, R (1.1) ERA: 4.51	6.1	W	24	4	0	0	9	1	0	0	0	1	0	69	99	0.00	0.789								
50 Adam Wainwright, R (7.1) ERA: 3.09	1.2		5	0	0	0	3	0	0	0	0	0	0	14	19	0.00	0.000								
Josh Hancock, R (9.1) ERA: 3.94	0.1		4	2	3	3	0	1	0	0	0	0	0	9	17	81.00	9.000								
44 Jason Isringhausen, R (9.1) ERA: 3.32	0.2		3	1	0	0	0	0	0	0	0	1	0	9	13	0.00	1.500								

Batter	1	2	3	4	5	6	7	8	9	AB	R	H	RBI	BB	SO	LOB	BOTTOM								
Aaron Miles, S (1.6) OBP: 0.336, SLG: 0.353	G3		K	G3		K		F7		5	0	0	0	0	2	4	Pittsburgh Pirates @ St. Louis Cardinals Busch Stadium, St. Louis, MO Sun Sep 03 2006, 1:15 PM CDT Att: 42,205 - Partly Cloudy - 77 F								
16 Chris Duncan, L (1.7) OBP: 0.390, SLG: 0.618	K		5 HR 1B		5 HR 1B		G1-3			4	2	2	0	0	1	0									
5 Albert Pujols, R (1.3) OBP: 0.423, SLG: 0.677	HR		HR		HR		F7			4	3	3	5	0	0	0									
27 Scott Rolen, R (1.5) OBP: 0.389, SLG: 0.542	BB		BB		BB		P4			1	0	0	0	3	0	0									
43 Juan Encarnacion, R (1.8) OBP: 0.317, SLG: 0.455	K		F8		G6-4-3			P4		4	0	0	0	0	1	3									
3 Preston Wilson, R (1.9) OBP: 0.308, SLG: 0.418	K		F8		P5			1B BB		3	1	0	0	1	1	1									
Ronnie Belliard, R (1.4) OBP: 0.335, SLG: 0.398	K			K		23 SH2 BB		1B 1B		3	0	1	0	1	2	0									
4 Yadier Molina, R (1.2) OBP: 0.267, SLG: 0.327	1B			23 G4-3 2B		F8		K		4	0	2	0	0	1	3									
23 Anthony Reyes, R (1.1) OBP: 0.150, SLG: 0.150										2	0	0	0	0	1	2									
50 Adam Wainwright, R (7.1) OBP: 1.000, SLG: 1.000										0	0	0	0	0	0	0									
Mike Rose, S (8. PH) OBP: 1.000, SLG: 1.000										1	0	1	1	0	0	0									
Josh Hancock, R (9.1) OBP: 1.000, SLG: 1.000										0	0	0	0	0	0	0									
44 Jason Isringhausen, R (9.1) OBP: 1.000, SLG: 1.000										0	0	0	0	0	0	0									
Inning Stats	R: 1 E: 0 K: 2 S: 12	H: 1 LOB: 1 BB: 1 P: 22	R: 0 E: 0 K: 3 S: 15	H: 1 LOB: 1 BB: 0 P: 20	R: 2 E: 0 K: 1 S: 11	H: 2 LOB: 1 BB: 1 P: 17	R: 0 E: 0 K: 1 S: 7	H: 1 LOB: 1 BB: 0 P: 10	R: 2 E: 0 K: 0 S: 12	H: 2 LOB: 0 BB: 1 P: 23	R: 0 E: 0 K: 1 S: 8	H: 0 LOB: 1 BB: 1 P: 17	R: 0 E: 0 K: 0 S: 5	H: 0 LOB: 0 BB: 0 P: 7	R: 1 E: 0 K: 1 S: 12	H: 2 LOB: 2 BB: 1 P: 17	1B: 5 2B: 1 3B: 0 HR: 3	SF: 0 SAC: 1 DP: 1 HBP: 0	WP: 0 PB: 0 SB: 0 CS: 0	PA: 37					
PITCHER	IP	WLS	BF	H	R	ER	SO	BB	IBB	HBP	BLK	WP	HR	S	P	ERA	WHIP								
45 Ian Snell, R (1.1) ERA: 4.83	5.0	L	24	7	5	5	7	3	0	0	0	0	0	8	17	0.00	1.000								
44 Josh Sharpless, R (6.1) ERA: 2.45	1.0		4	0	0	0	1	1	0	0	0	0	0	5	7	0.00	0.000								
59 Brian Rogers, R (7.1) ERA: 2.45	1.0		3	0	0	0	0	0	0	0	0	0	0	5	7	0.00	0.000								
54 Jonah Bayliss, R (8.1) ERA: 6.43	1.0		6	2	1	1	1	1	0	0	0	0	0	12	17	9.00	3.000								

AB	34
R	3
H	7
RBI	3
BB	2
SO	12
LOB	14

AB	31
R	6
H	9
RBI	6
BB	5
SO	9
LOB	13



Batter	1	2	3	4	5	6	7	8	9	AB	R	H	RBI	BB	SO	LOB	TOP				
6 Chris Duffy, L (1, 8) OBP: 0.277, SLG: 0.271	4-2 12 1B BB 1B	0-1 12 E SH3-4 1-2 1B		0-0 B4-3 1B	4-1 1-2 BB			1-1 FC6-4 1B		3	1	2	0	2	0	0					
Joe Randa, R (1, 5) OBP: 0.317, SLG: 0.384 (6, 3)	4-0 12 1B BB 2B	0-1 SH3-4 1-2 2-3		1-2 G5-3 12 1B 1B	0-3 K			0-0 F8 1B		3	1	1	0	1	1	3					
12 Freddy Sanchez, R (1, 6) OBP: 0.382, SLG: 0.484	0-0 1B 2B	1-1 FC6 G5-4-3 2-3 3-H		1-0 G5-3 1B		0-0 F9 1B		1 SAFE 1-2 F9 1B		5	1	2	0	0	0	2					
Jason Bay, R (1, 7) OBP: 0.394, SLG: 0.527	0-0 1B 2B	1-0 G5-4-3 1-2 3-H		2-1 G5-3 1B		1-3 K		1 SAFE 1-1 FC6-4 1-2		5	1	1	1	0	1	5					
Xavier Nady, R (1, 9) OBP: 0.351, SLG: 0.475	1-0 1-H 2-H 3-H 2B		1-0 F9 1B	4-0 IBB		2-2 1B		0-1 G5-3 1B		4	0	2	3	1	0	0					
41 Ryan Doumit, S (1, 3) OBP: 0.290, SLG: 0.349 4 John Grabow, L (7, 1) Damaso Marte, L (7, 1) 55 Matt Capps, R (9, PH) Jeremy Burnitz, L (9, 1) 16 Salomon Torres, R (9, 1) OBP: 0.259, SLG: 0.250	4-1 G4-6-3 BB		1-1 26 BB HBP	1-1 L9		0-0 F8		2-2 G3		2	0	0	0	1	0	4					
26 Ronny Paulino, R (1, 2) OBP: 0.369, SLG: 0.398	1-3 K		4-2 1-2 BB		0-0 6 BB 1B		3-2 G6-3		1-3 K		4	0	1	0	1	2					
Jose Castillo, R (1, 4) OBP: 0.317, SLG: 0.412	1-2 G4-6-3 1-2		1-0 F7		1-3 K		3-1 G5-3				4	0	0	0	0	1					
28 Paul Maholm, L (1, 1) OBP: 0.170, SLG: 0.120 Jose Bautista, R (6, 5) OBP: 0.343, SLG: 0.432		4-1 SH3-4 12 E 1B BB	1-3 K	1-3 K		1-3 K		3-3 K		2	1	0	0	0	1	2					
Inning Stats	R: 4 E: 0 K: 1 S: 16	H: 3 LOB: 1 BB: 3 P: 31	R: 1 E: 1 K: 0 S: 8	H: 1 LOB: 1 BB: 1 P: 14	R: 0 E: 0 K: 1 S: 8	H: 0 LOB: 2 BB: 1 P: 16	R: 0 E: 0 K: 0 S: 9	H: 2 LOB: 3 BB: 1 P: 18	R: 0 E: 0 K: 3 S: 12	H: 1 LOB: 2 BB: 0 P: 18	R: 0 E: 0 K: 1 S: 10	H: 0 LOB: 0 BB: 0 P: 18	R: 0 E: 0 K: 0 S: 10	H: 1 LOB: 1 BB: 0 P: 13	R: 0 E: 0 K: 1 S: 9	H: 0 LOB: 0 BB: 0 P: 12	1B: 8 2B: 1 3B: 0 HR: 0	SF: 0 SAC: 1 DP: 2 HBP: 1	WP: 0 PB: 0 SB: 0 CS: 0	PA: 43	
PITCHER	IP WLS BF H R ER SO BB IBB HBP BLK WP HR S P ERA WHIP	IP WLS BF H R ER SO BB IBB HBP BLK WP HR S P ERA WHIP	IP WLS BF H R ER SO BB IBB HBP BLK WP HR S P ERA WHIP	IP WLS BF H R ER SO BB IBB HBP BLK WP HR S P ERA WHIP	IP WLS BF H R ER SO BB IBB HBP BLK WP HR S P ERA WHIP	IP WLS BF H R ER SO BB IBB HBP BLK WP HR S P ERA WHIP	IP WLS BF H R ER SO BB IBB HBP BLK WP HR S P ERA WHIP	IP WLS BF H R ER SO BB IBB HBP BLK WP HR S P ERA WHIP	IP WLS BF H R ER SO BB IBB HBP BLK WP HR S P ERA WHIP	IP WLS BF H R ER SO BB IBB HBP BLK WP HR S P ERA WHIP	IP WLS BF H R ER SO BB IBB HBP BLK WP HR S P ERA WHIP	IP WLS BF H R ER SO BB IBB HBP BLK WP HR S P ERA WHIP	IP WLS BF H R ER SO BB IBB HBP BLK WP HR S P ERA WHIP	IP WLS BF H R ER SO BB IBB HBP BLK WP HR S P ERA WHIP	IP WLS BF H R ER SO BB IBB HBP BLK WP HR S P ERA WHIP	IP WLS BF H R ER SO BB IBB HBP BLK WP HR S P ERA WHIP	IP WLS BF H R ER SO BB IBB HBP BLK WP HR S P ERA WHIP	IP WLS BF H R ER SO BB IBB HBP BLK WP HR S P ERA WHIP	IP WLS BF H R ER SO BB IBB HBP BLK WP HR S P ERA WHIP	IP WLS BF H R ER SO BB IBB HBP BLK WP HR S P ERA WHIP	IP WLS BF H R ER SO BB IBB HBP BLK WP HR S P ERA WHIP
38 Carlos Zambrano, R (1, 1) ERA: 3.5	1.1 L 12	4 5 4 1	4 0 0 0	0 0 0 0	0 0 0 0	0 0 1 2	27.00 6.000	43 Michael Wuertz, R (9, 1) ERA: 3.14	1.0 3 0 0	0 0 0 1	0 0 0 0	0 0 0 0	0 0 0 0	0 0 0 0	0 0 0 0	0 0 0 0	0 0 9 12	0.00 0.000	0.00 0.000		
44 Roberto Novoa, R (2, 1) ERA: 4.46	0.2 1 0 0	0 0 0 0	0 0 0 1	1 1 1 0	0 0 0 0	0 0 17 34	0.00 1.500	David Aardsma, R (5, 1) ERA: 4.57	3.0 12 2 0	0 0 5 1	0 0 0 0	0 0 0 0	0 0 0 0	0 0 10 13	0.00 1.000	0.00 1.000					
Bob Howry, R (8, 1) ERA: 3.46	1.0 4 1 0	0 0 0 0	0 0 0 0	0 0 0 0	0 0 0 0	0 0 10 13	0.00 1.000														

Pittsburgh Pirates @ Chicago Cubs
Wrigley Field, Chicago, IL
Mon Sep 04 2006, 1:20 PM CDT
Att: 37,994 - Cloudy - 67 F

AB 34
R 5
H 9
RBI 4
BB 7
SO 8
LOB 24



Batter	1	2	3	4	5	6	7	8	9	AB	R	H	RBI	BB	SO	LOB	BOTTOM					
Juan Pierre, L (1, 8) OBP: 0.333, SLG: 0.389	4-1 25 S 16 E BB	1-2 2 2B 1B			4-2 16 S 2 SH1-3 BB			0-1 1B	1-1 F8 1B	3	1	2	1	2	0	1						
2 Ryan Theriot, R (1, 4) OBP: 0.400, SLG: 0.516 John Mabry, L (9, PH) OBP: 0.302, SLG: 0.343	1-2 L9	0-2 1-2 2-3 3-H 2B			0-0 SH1-3 1-2 1B		1 SAFE 1 SAFE 1 SAFE 1 SAFE P	2-2 P5	0-3 K	3	0	1	3	0	0	2						
16 Aramis Ramirez, R (1, 5) OBP: 0.349, SLG: 0.546	0-1 E5 25 C6-3 1-2	1-0 L8			3-3 K		0-2 G4-3				4	0	0	0	0	1						
25 Derrek Lee, R (1, 3) OBP: 0.376, SLG: 0.448	3-2 G6-3 1-2 2-3		2-1 F8 1B		2-3 K			1-1 G6-3 1B		4	0	0	0	0	1	3						
19 Matt Murton, R (1, 7) OBP: 0.355, SLG: 0.425		2-2 G3	1-1 G6-3		2-0 G6-3			1-2 1B		4	0	1	0	0	0	0						
29 Angel Pagan, S (1, 9) OBP: 0.327, SLG: 0.440		4-1 24 1B BB	0-0 G6-3		4-2 24 FC4-6 BB			1-2 F9		2	1	0	0	2	0	1						
24 Henry Blanco, R (1, 2) OBP: 0.293, SLG: 0.428		3-2 1B 2 HBP 2B 1B		2-2 P6		1-0 FC4-6 1-2		1-1 F9		4	1	1	0	0	0	2						
5 Ronny Cedeno, R (1, 6) OBP: 0.266, SLG: 0.324 Jacque Jones, L (9, PH) OBP: 0.325, SLG: 0.493		2-2 F7		2-3 K		1-2 F9		1-1 27 FC1-6 1B		3	0	0	0	0	1	3						
38 Carlos Zambrano, S (1, 1) ERA: 3.59 44 Roberto Novoa, R (2, 1) ERA: 4.46 8 Scott Rolen, L (7, 1) Damaso Marte, L (7, 1) David Aardsma, R (5, 1) Jeremy Burnitz, L (9, 1) Bob Howry, R (8, 1) 43 Michael Wuertz, R (9, 1) 27 Ryan Cozzoli, L (9, 1)		2-1 2 1B HBP		2-3 K		0-3 K		0-0 FC1-6 1B		0	0	0	0	0	0	0						
Inning Stats	R: 0 E: 1 K: 0 S: 11	H: 0 LOB: 1 BB: 1 P: 19	R: 4 E: 0 K: 0 S: 18	H: 3 LOB: 1 BB: 1 P: 33	R: 0 E: 0 K: 0 S: 5	H: 0 LOB: 0 BB: 0 P: 8	R: 0 E: 0 K: 2 S: 13	H: 0 LOB: 0 BB: 1 P: 19	R: 0 E: 0 K: 2 S: 17	H: 0 LOB: 1 BB: 1 P: 26	R: 0 E: 0 K: 0 S: 13	H: 0 LOB: 1 BB: 1 P: 21	R: 0 E: 0 K: 1 S: 14	H: 1 LOB: 1 BB: 0 P: 14	R: 0 E: 0 K: 0 S: 12	H: 1 LOB: 1 BB: 0 P: 16	R: 0 E: 0 K: 1 S: 8	H: 1 LOB: 1 BB: 0 P: 10	1B: 5 2B: 1 3B: 0 HR: 0	SF: 0 SAC: 1 DP: 1 HBP: 1	WP: 0 PB: 0 SB: 2 CS: 0	PA: 38
PITCHER	IP WLS BF H R ER SO BB IBB HBP BLK WP HR S P ERA WHIP	IP WLS BF H R ER SO BB IBB HBP BLK WP HR S P ERA WHIP	IP WLS BF H R ER SO BB IBB HBP BLK WP HR S P ERA WHIP	IP WLS BF H R ER SO BB IBB HBP BLK WP HR S P ERA WHIP	IP WLS BF H R ER SO BB IBB HBP BLK WP HR S P ERA WHIP	IP WLS BF H R ER SO BB IBB HBP BLK WP HR S P ERA WHIP	IP WLS BF H R ER SO BB IBB HBP BLK WP HR S P ERA WHIP	IP WLS BF H R ER SO BB IBB HBP BLK WP HR S P ERA WHIP	IP WLS BF H R ER SO BB IBB HBP BLK WP HR S P ERA WHIP	IP WLS BF H R ER SO BB IBB HBP BLK WP HR S P ERA WHIP	IP WLS BF H R ER SO BB IBB HBP BLK WP HR S P ERA WHIP	IP WLS BF H R ER SO BB IBB HBP BLK WP HR S P ERA WHIP	IP WLS BF H R ER SO BB IBB HBP BLK WP HR S P ERA WHIP	IP WLS BF H R ER SO BB IBB HBP BLK WP HR S P ERA WHIP	IP WLS BF H R ER SO BB IBB HBP BLK WP HR S P ERA WHIP	IP WLS BF H R ER SO BB IBB HBP BLK WP HR S P ERA WHIP	IP WLS BF H R ER SO BB IBB HBP BLK WP HR S P ERA WHIP	IP WLS BF H R ER SO BB IBB HBP BLK WP HR S P ERA WHIP	IP WLS BF H R ER SO BB IBB HBP BLK WP HR S P ERA WHIP	IP WLS BF H R ER SO BB IBB HBP BLK WP HR S P ERA WHIP	IP WLS BF H R ER SO BB IBB HBP BLK WP HR S P ERA WHIP	
28 Paul Maholm, L (1, 1) ERA: 4.91	5.0 W 22	3 4 4 4	3 0 0 0	1 0 0 0	0 0 0 0	0 0 13 21	0.00 1.000															
34 John Grabow, L (6, 1) ERA: 3.86	1.0 H 4	0 0 0 0	1 0 0 0	0 0 0 0	0 0 5 5	0.00 3.000																
Damaso Marte, L (7, 1) ERA: 4.07	0.1 H 2	1 0 0 0	1 0 0 0	0 0 0 0	0 0 21 25	0.00 0.600																
55 Matt Capps, R (7, 1) ERA: 3.33	1.2 H 6	1 0 0 0	0 0 0 0	0 0 0 0	0 0 8 10	0.00 1.000																
16 Salomon Torres, R (9, 1) ERA: 3.59	1.0 S 4	1 0 0 1	0 0 0 0	0 0 0 0	0 0 8 10	0.00 1.000																

Pittsburgh Pirates @ Chicago Cubs
Wrigley Field, Chicago, IL
Mon Sep 04 2006, 1:20 PM CDT
Att: 37,994 - Cloudy - 67 F

AB 32
R 4
H 6
RBI 4
BB 4
SO 6
LOB 18



Batter	1	2	3	4	5	6	7	8	9	AB	R	H	RBI	BB	SO	LOB	TOP			
6 Chris Duffy, L OBP: 0.276, SLG: 0.268										3	1	0	0	0	1	2				
José Bautista, R OBP: 0.344, SLG: 0.438										5	3	2	1	0	0	2				
12 Freddy Sanchez, R OBP: 0.384, SLG: 0.484										4	0	2	0	1	1	2				
Jason Bay, R OBP: 0.396, SLG: 0.539										4	2	2	4	1	2	2				
Xavier Nady, R OBP: 0.351, SLG: 0.475										4	0	1	0	0	2	3				
Jeremy Burnitz, L OBP: 0.291, SLG: 0.427										3	0	0	0	0	1	3				
2 Jack Wilson, R OBP: 0.314, SLG: 0.379										0	0	0	0	1	0	0				
26 Ronny Paulino, R OBP: 0.370, SLG: 0.402										4	0	2	0	0	2	1				
Jose Castillo, R OBP: 0.315, SLG: 0.408										4	0	0	0	0	3	2				
Victor Santos, R OBP: 0.245, SLG: 0.343										2	0	0	0	0	1	1				
39 Marry McLeary, R OBP: 0.277, SLG: 0.325										0	0	0	0	0	0	0				
44 Josh Sharpless, R ERA: 1.93										0	0	0	0	0	0	0				
41 Ryan Dempster, R ERA: 4.29										0	0	0	0	0	0	0				
10 Rago Torres, R ERA: 3.51										0	0	0	0	0	0	0				
18 Savannah Torres, R ERA: 3.51										0	0	0	0	0	0	0				
Inning Stats	R: 2 H: 2 E: 0 K: 2 S: 12	H: 2 R: 0 ER: 0 LOB: 0 BB: 0 P: 17	R: 0 H: 0 E: 0 K: 1 S: 5	H: 0 R: 0 ER: 0 LOB: 0 BB: 0 P: 7	R: 3 H: 3 E: 0 K: 3 S: 20	H: 3 R: 0 ER: 0 LOB: 1 BB: 0 P: 28	R: 0 H: 1 E: 0 K: 1 S: 12	H: 1 R: 0 ER: 0 LOB: 2 BB: 0 P: 16	R: 0 H: 1 E: 0 K: 1 S: 10	H: 1 R: 0 ER: 0 LOB: 1 BB: 0 P: 16	R: 0 H: 0 E: 0 K: 2 S: 9	H: 0 R: 0 ER: 0 LOB: 0 BB: 1 P: 15	R: 0 H: 0 E: 0 K: 1 S: 9	H: 0 R: 0 ER: 0 LOB: 3 BB: 2 P: 25	R: 1 H: 1 E: 0 K: 1 S: 12	H: 1 R: 0 ER: 0 LOB: 2 BB: 1 P: 25	1B: 5 2B: 2 3B: 1 HR: 2	SF: 0 SAC: 1 DP: 0 HBP: 2	WP: 2 PB: 0 SB: 0 CS: 0	PA: 41
PITCHER	IP WLS BF H R ER SO BB IBB HBP BLK WP HR S P ERA WHIP																			
51 Juan Mateo, R ERA: 5.1	4.0	19	6	5	5	7	0	0	1	0	0	2	49	68	11.25	1.500				
49 Carlos Marmol, R ERA: 5.5	2.0	9	2	0	0	2	0	0	1	0	0	0	20	32	0.00	1.000				
44 Roberto Novoa, R ERA: 4.39	1.0	4	1	0	0	1	0	0	0	0	0	0	11	15	0.00	1.000				
47 Scott Eyre, L ERA: 2.63	1.0	3	0	0	0	2	1	0	0	0	0	0	9	15	0.00	1.000				
46 Ryan Dempster, R ERA: 4.29	1.0	L	6	1	1	1	2	0	0	0	2	0	12	25	9.00	3.000				

Pittsburgh Pirates @ Chicago Cubs
Wrigley Field, Chicago, IL
Tue Sep 05 2006, 7:05 PM CDT
Att: 31,494 - Clear - 70 F

AB 35
R 6
H 10
RBI 5
BB 3
SO 13
LOB 19



Batter	1	2	3	4	5	6	7	8	9	AB	R	H	RBI	BB	SO	LOB	BOTTOM			
Juan Pierre, L OBP: 0.335, SLG: 0.392										5	1	3	2	0	0	0				
2 Ryan Theriot, R OBP: 0.413, SLG: 0.538										3	1	1	0	2	0	3				
16 Aramis Ramirez, R OBP: 0.345, SLG: 0.543										3	0	0	0	1	0	0				
49 Carlos Marmol, R ERA: 5.5										0	0	0	0	0	0	0				
29 Angel Pagan, S ERA: 4.79										0	0	0	0	0	0	0				
44 Roberto Novoa, R ERA: 4.39										0	0	0	0	0	0	0				
47 Scott Eyre, L ERA: 2.63										0	0	0	0	0	0	0				
58 Geovany Soto, R OBP: 0.248, SLG: 0.292										0	0	0	0	0	0	0				
46 Ryan Dempster, R ERA: 4.29										0	0	0	0	0	0	0				
25 Derrek Lee, R OBP: 0.383, SLG: 0.453										5	0	3	1	0	1	0				
Jacque Jones, L OBP: 0.327, SLG: 0.490										5	1	1	0	0	2	3				
19 Matt Murton, R OBP: 0.380, SLG: 0.429										4	0	3	0	1	1	0				
24 Henry Blanco, R OBP: 0.296, SLG: 0.427										5	1	2	0	0	0	4				
27 Buck Coats, L ERA: 4.79										0	0	0	0	0	0	0				
5 Ronny Cedeno, R OBP: 0.268, SLG: 0.328										4	1	2	0	0	1	3				
Freddie Bynum, L OBP: 0.266, SLG: 0.387										1	0	0	0	0	1	2				
51 Juan Mateo, R ERA: 5.1										1	0	0	0	0	0	1				
9 Scott Moore, L ERA: 3.51										2	0	0	0	1	1	0				
Inning Stats	R: 1 H: 2 E: 0 K: 1 S: 10	H: 2 R: 0 ER: 0 LOB: 1 BB: 0 P: 15	R: 0 H: 2 E: 0 K: 0 S: 11	H: 2 R: 0 ER: 0 LOB: 0 BB: 0 P: 19	R: 1 H: 2 E: 0 K: 0 S: 9	H: 2 R: 0 ER: 0 LOB: 1 BB: 0 P: 17	R: 2 H: 3 E: 0 K: 1 S: 14	H: 3 R: 0 ER: 2 LOB: 1 BB: 0 P: 23	R: 0 H: 0 E: 0 K: 2 S: 11	H: 0 R: 0 ER: 0 LOB: 1 BB: 1 P: 20	R: 0 H: 1 E: 0 K: 1 S: 9	H: 1 R: 0 ER: 0 LOB: 2 BB: 1 P: 16	R: 0 H: 1 E: 0 K: 0 S: 8	H: 1 R: 0 ER: 0 LOB: 1 BB: 1 P: 14	R: 0 H: 2 E: 0 K: 3 S: 15	H: 2 R: 0 ER: 0 LOB: 2 BB: 0 P: 26	1B: 12 2B: 2 3B: 1 HR: 0	SF: 0 SAC: 0 DP: 1 HBP: 0	WP: 0 PB: 0 SB: 4 CS: 1	PA: 44
PITCHER	IP WLS BF H R ER SO BB IBB HBP BLK WP HR S P ERA WHIP																			
Victor Santos, R ERA: 5.7	3.1	19	9	4	4	2	1	0	0	0	0	0	18	31	0.00	1.200				
39 Marry McLeary, R ERA: 4.79	1.2	7	2	1	0	0	0	0	0	0	0	0	11	20	0.00	1.000				
Damaso Marte, L ERA: 3.99	1.0	4	0	0	0	2	1	0	0	0	0	0	9	16	0.00	2.000				
44 Josh Sharpless, R ERA: 1.93	1.0	5	1	0	0	1	1	0	0	0	0	0	9	16	0.00	2.000				
34 John Grabow, L ERA: 3.5	1.0	W	4	1	0	0	1	0	0	0	0	0	8	14	0.00	2.000				
16 Salomon Torres, R ERA: 3.51	1.0	S	5	2	0	0	0	0	0	0	0	0	15	26	0.00	2.000				

Pittsburgh Pirates @ Chicago Cubs
Wrigley Field, Chicago, IL
Tue Sep 05 2006, 7:05 PM CDT
Att: 31,494 - Clear - 70 F

AB 40
R 5
H 15
RBI 4
BB 4
SO 8
LOB 21



Batter	1	2	3	4	5	6	7	8	9	AB	R	H	RBI	BB	SO	LOB	TOP										
6 Chris Duffy, L (1, 8) OBP: 0.281, SLG: 0.270	4-0 12 S BB		0-1 S 1B		2-3 K			0-1 SH3-4		2	0	1	0	1	1	1	Pittsburgh Pirates @ Chicago Cubs Wrigley Field, Chicago, IL Wed Sep 06 2006, 7:05 PM CDT Att: 32,557 - Clear - 70 F										
José Bautista, R (1, 9) OBP: 0.340, SLG: 0.432	0-2 K		3-1 F8			1-1 P3		1-2 FC6 12 G6-3		4	0	0	1	0	1	2											
12 Freddy Sanchez, R (1, 6) OBP: 0.361, SLG: 0.480	1-3 K			1-3 K		0-0 L6		0-0 G6-3		4	0	0	0	0	2	2											
Jason Bay, R (1, 7) OBP: 0.393, SLG: 0.535	0-3 K			1-3 K		2-2 F8		1-2 G6-3		4	0	0	0	0	2	2											
41 Ryan Doumit, S (1, 3) OBP: 0.298, SLG: 0.348 Xavier Nady, R (8, 3) OBP: 0.351, SLG: 0.474		0-3 K 26 G6-4-3		4-2 BB			2-3 K		3-2 G6-3	2	0	0	0	1	2	0											
26 Ronny Paulino, R (1, 2) OBP: 0.367, SLG: 0.398		1-2 G6-4-3		1-1 P3			1-0 F8		2-2 G1-3	4	0	0	0	0	0	2											
Joe Randa, R (1, 5) OBP: 0.310, SLG: 0.374		3-2 F8			1-2 G3-1		2-2 P4		1-0 G6-3	4	0	0	0	0	0	0											
Jose Castillo, R (1, 4) OBP: 0.317, SLG: 0.412			1-3 K		3-1 2B		1-1 K	2-2 E1 SH3-4 FC6		3	1	2	0	0	1	0											
57 Zach Duke, L (1, 1) OBP: 0.213, SLG: 0.250 2 Jack Wilson, R (8, PH) OBP: 0.316, SLG: 0.380 34 John Grabow, L (8, 1) 55 Matt Capps, R (8, 1) 59 Brian Rogers, R (8, 1)			2-3 K		0-3 K			2-2 E1 SH3-4 FC6		2	0	0	0	0	2	1											
Inning Stats	R: 0 E: 0 K: 3 S: 9	H: 0 LOB: 1 BB: 1 P: 14	R: 0 E: 0 K: 1 S: 11	H: 0 LOB: 0 BB: 0 P: 15	R: 0 E: 0 K: 2 S: 10	H: 1 LOB: 1 BB: 0 P: 16	R: 0 E: 0 K: 2 S: 11	H: 0 LOB: 1 BB: 1 P: 18	R: 0 E: 0 K: 0 S: 6	H: 0 LOB: 0 BB: 0 P: 9	R: 0 E: 0 K: 1 S: 7	H: 0 LOB: 0 BB: 0 P: 12	R: 2 E: 2 K: 0 S: 14	H: 2 LOB: 1 BB: 0 P: 19	R: 0 E: 0 K: 0 S: 8	H: 0 LOB: 0 BB: 0 P: 14		1B: 3 2B: 1 3B: 0 HR: 0	SF: 0 SAC: 1 DP: 1 HBP: 0	WP: 1 PB: 0 SB: 3 CS: 0	PA: 34						
PITCHER	IP	WLS	BF	H	R	ER	SO	BB	IBB	HBP	BLK	WP	HR	S	P	ERA	WHIP										
53 Rich Hill, L (1, 1) ERA: 4.83	7.1		28	4	2	1	11	2	0	0	0	1	0	72	111	1.23	0.818										
43 Michael Wuerz, R (8, 1) ERA: 3.07	0.2	W	3	0	0	0	0	0	0	0	0	0	0	7	9	0.00	0.000										
Bob Howry, R (8, 1) ERA: 3.41	1.0		3	0	0	0	0	0	0	0	0	0	0	8	14	0.00	0.000										

AB	31
R	2
H	4
RBI	1
BB	2
SO	11
LOB	10



Batter	1	2	3	4	5	6	7	8	9	AB	R	H	RBI	BB	SO	LOB	BOTTOM										
Juan Pierre, L (1, 8) OBP: 0.335, SLG: 0.392	3-2 G6-3		0-1 G4-3			2-2 E 2B 1B		0-1 2B HR 1B		5	1	2	0	0	0	4	Pittsburgh Pirates @ Chicago Cubs Wrigley Field, Chicago, IL Wed Sep 06 2006, 7:05 PM CDT Att: 32,557 - Clear - 70 F										
2 Ryan Theriot, R (1, 4) OBP: 0.418, SLG: 0.536	3-2 G5-3		3-3 K			1 SAFE 2-1 K E8 16 G6-4-3 1B		0-1 25 HR 1B		4	1	2	0	0	1	0											
16 Aramis Ramirez, R (1, 5) OBP: 0.344, SLG: 0.539	2-1 G6-3		3-H		1-1 F9		0-1 G6-4-3		0-0 L6	4	0	0	0	0	0	5											
25 Derrek Lee, R (1, 3) OBP: 0.385, SLG: 0.474		3-1 L7		2-2 G4-3			3-1 24 1B 1B	0-0 HR		4	1	2	4	0	0	0											
19 Matt Murton, R (1, 7) OBP: 0.359, SLG: 0.427		2-2 FC1-6 1B		0-0 G5-3			3-1 L8	1-0 E6 24 1B		4	1	1	0	0	0	1											
Jacque Jones, L (1, 9) OBP: 0.327, SLG: 0.487		0-1 FC1-6 1-2			2-3 K		3-3 K	4-1 5 HBP 29 1B 24 1B IBB		3	1	0	0	1	2	2											
24 Henry Blanco, R (1, 2) OBP: 0.301, SLG: 0.429	1-0 L6				1-2 G6-3		0-1 FC6-4 1B	0-1 29 1B 5 HBP 1B		4	0	2	1	0	0	1											
5 Ronny Cedeno, R (1, 6) OBP: 0.270, SLG: 0.328			0-0 G4-3 2 PB 53 SH1-4 1B			0-0 P4		1-2 FC6-4 1B	1-2 29 1B HBP	3	1	1	0	0	0	2											
53 Rich Hill, L (1, 1) OBP: 0.143, SLG: 0.150 43 Michael Wuerz, R (8, 1) ERA: 4.08 29 Angel Pagán, S (8, PH) OBP: 0.333, SLG: 0.445 Bob Howry, L (8, 1) OBP: 1.000, SLG: 1.000			1-0 SH1-4			1-1 P5		1-2 2B HR 1B		1	0	0	0	0	0	0											
Inning Stats	R: 0 E: 0 K: 0 S: 9	H: 0 LOB: 0 BB: 0 P: 17	R: 0 E: 0 K: 0 S: 9	H: 1 LOB: 1 BB: 0 P: 15	R: 1 E: 0 K: 1 S: 8	H: 1 LOB: 0 BB: 0 P: 12	R: 0 E: 0 K: 0 S: 8	H: 0 LOB: 0 BB: 0 P: 11	R: 0 E: 1 K: 0 S: 12	H: 2 LOB: 1 BB: 0 P: 17	R: 0 E: 0 K: 1 S: 13	H: 2 LOB: 2 BB: 0 P: 22	R: 6 E: 1 K: 0 S: 18	H: 6 LOB: 2 BB: 1 P: 27	R: 0 E: 0 K: 0 S: 8	H: 0 LOB: 0 BB: 0 P: 14		1B: 11 2B: 1 3B: 0 HR: 1	SF: 0 SAC: 1 DP: 2 HBP: 1	WP: 0 PB: 1 SB: 1 CS: 0	PA: 37						
PITCHER	IP	WLS	BF	H	R	ER	SO	BB	IBB	HBP	BLK	WP	HR	S	P	ERA	WHIP										
57 Zach Duke, L (1, 1) ERA: 4.78	7.0		26	6	1	0	3	6	0	0	0	0	0	66	104	0.00	0.857										
34 John Grabow, L (8, 1) ERA: 4.08	0.0	L	2	2	2	2	0	0	0	0	0	0	0	3	4	∞	∞										
55 Matt Capps, R (8, 1) ERA: 3.68	0.1	B	6	3	3	2	0	0	1	0	0	0	1	8	13	54.00	9.000										
59 Brian Rogers, R (8, 1) ERA:	0.2		3	1	1	1	0	0	0	1	0	0	0	7	10	13.50	1.500										



Batter	1	2	3	4	5	6	7	8	9	AB	R	H	RBI	BB	SO	LOB	TOP																				
6 Chris Duffy, L (1.8) OBP: 0.295, SLG: 0.309	1-0 HR		2-2 1B	1-2 1B			4-0 BB		1-0 HR	4	3	4	3	1	0	0	Pittsburgh Pirates @ Chicago Cubs Wrigley Field, Chicago, IL Thu Sep 07 2006, 1:20 PM CDT Att: 27,105 - Sunny - 80 F																				
2 Jack Wilson, R (1.6) OBP: 0.316, SLG: 0.378	0-1 G1-3		4-2 1B	0-2 G1-3			4-2 BB		1-3 K	3	0	0	0	2	1																						
Xavier Nady, R (1.9) OBP: 0.351, SLG: 0.481	2-0 G5-3		0-1 1B		1-3 K		2-2 BB		3-2 HR	5	1	2	2	0	1	2																					
Jason Bay, R (1.7) OBP: 0.392, SLG: 0.531	0-0 G5-3		2-0 F9		3-2 G6-3		4-0 BB		3-2 G4-3	4	0	0	0	1	0	2																					
41 Ryan Doumit, S (1.3) Joe Randa, R (9.3) OBP: 0.303, SLG: 0.344 OBP: 0.310, SLG: 0.374		1-0 1B		4-2 BB	1-2 L9		0-3 K		1-3 K	4	1	1	0	1	2	3																					
José Bautista, R (1.5) OBP: 0.342, SLG: 0.431	2-0 P3			1-2 1B		4-1 BB	3-2 G6-3			3	0	1	0	1	0	4																					
Jose Castillo, R (1.4) OBP: 0.314, SLG: 0.409	2-2 G6-4-3			0-0 2B		2-3 K		1-3 K2-3		4	1	0	0	0	2	4																					
11 Humberto Cota, R (1.2) OBP: 0.250, SLG: 0.202			1-1 G2-3	0-0 SF8		0-3 K	1-3 K		1-3 K	3	0	0	1	0	2	1																					
Shawn Chacon, R (1.1) 36 Juan Pablo Perez, R (7.1) 44 Josh Sharpless, R (7.1) Jerome Burnitz, L (8. PH) Damaso Marte, L (8.1) 54 Jonah Bayliss, R (8.1) 16 Salomon Torres, R (9.1)			1-3 K2-3	2-1 1B		1-3 K2-3		2-3 K		3	1	1	1	0	2	1																					
Inning Stats	R: 1 E: 0 K: 0 S: 5	H: 1 LOB: 0 BB: 0 P: 8	R: 0 E: 0 K: 0 S: 6	H: 1 LOB: 0 BB: 0 P: 11	R: 1 E: 0 K: 1 S: 14	H: 2 LOB: 2 BB: 1 P: 24	R: 3 E: 0 K: 0 S: 18	H: 3 LOB: 1 BB: 1 P: 26	R: 0 E: 0 K: 1 S: 9	H: 0 LOB: 0 BB: 0 P: 14	R: 0 E: 0 K: 3 S: 11	H: 0 LOB: 1 BB: 1 P: 18	R: 0 E: 0 K: 1 S: 14	H: 0 LOB: 3 BB: 3 P: 31	R: 0 E: 0 K: 3 S: 10	H: 0 LOB: 0 BB: 0 P: 14		R: 2 E: 0 K: 2 S: 14	H: 2 LOB: 0 BB: 0 P: 23	1B: 5 2B: 1 3B: 0 HR: 3	SF: 1 SAC: 0 DP: 1 HBP: 0	WP: 1 PB: 0 SB: 2 CS: 0	PA: 41														
PITCHER	IP	WLS	BF	H	R	ER	SO	BB	IBB	HBP	BLK	WP	HR	S	P	ERA	WHIP	PITCHER		IP	WLS	BF	H	R	ER	SO	BB	IBB	HBP	BLK	WP	HR	S	P	ERA	WHIP	
45 Sean Marshall, L (1.1) ERA: 5.27	4.0		20	7	5	5	1	2	0	0	0	1	1	43	69	11.25	2.250	47 Scott Eyre, L (8.1) ERA: 2.78		0.1	L	2	1	1	1	1	0	0	0	0	0	0	1	4	7	27.00	3.000
49 Carlos Marmol, R (5.1) ERA: 5.35	2.0		7	0	0	0	4	1	0	0	0	0	0	20	32	0.00	0.500	46 Ryan Dempster, R (9.1) ERA: 4.66		1.0		4	1	1	1	2	0	0	0	0	0	1	13	21	9.00	1.000	
Les Walrod, L (7.1) ERA: 15.19	0.0		1	0	0	0	0	1	0	0	0	0	0	0	4	∞	∞																				
David Aardsma, R (7.1) ERA: 4.46	1.0		5	0	0	0	1	2	0	0	0	0	0	14	27	0.00	2.000																				
44 Roberto Novoa, R (8.1) ERA: 4.35	0.2		2	0	0	0	2	0	0	0	0	0	0	7	9	0.00	0.000																				

AB	34
R	7
H	9
RBI	7
BB	6
SO	11
LOB	18



Batter	1	2	3	4	5	6	7	8	9	AB	R	H	RBI	BB	SO	LOB	BOTTOM																			
Juan Pierre, L (1.8) OBP: 0.333, SLG: 0.389	1-2 F8		1-0 G3		1-0 G6-3		1-0 G4-3		1-3 K2-3	5	0	0	0	0	1	1	Pittsburgh Pirates @ Chicago Cubs Wrigley Field, Chicago, IL Thu Sep 07 2006, 1:20 PM CDT Att: 27,105 - Sunny - 80 F																			
Freddie Bynum, L (1.4) OBP: 0.296, SLG: 0.398	2-1 F7			3-1 16 HR	4-2 16 FC5-4		2-1 L8			2	1	1	0	1	0	0																				
2 Ryan Theriot, R (7. PH) OBP: 0.413, SLG: 0.529				1-1 2B	0-2 FC5-4		0-1 F8			4	1	1	2	0	1	1																				
16 Aramis Ramirez, R (1.5) OBP: 0.344, SLG: 0.542				2-H HR	1-2 G4-3					3	0	1	0	1	0	1																				
Jacque Jones, L (1.9) OBP: 0.328, SLG: 0.486		4-1 9 G6-4-3		1-2 29 FC1-6	2-0 G4-3			2-0 F7		3	0	1	0	1	0	1																				
29 Angel Pagán, S (1.7) OBP: 0.327, SLG: 0.436		2-1 F8		2-2 FC1-6		1-3 K		1-3 K		3	1	0	0	0	1	2																				
19 Matt Murton, R (8. PH) OBP: 0.358, SLG: 0.426				1-2 9 2B						1	0	0	0	0	1	0																				
9 Scott Moore, L (1.3) OBP: 0.571, SLG: 1.200		1-0 G6-4-3		0-1 24 F9	1-H 2B			2-1 1B		3	1	2	2	0	0	1																				
25 Derrek Lee, R (8.3) OBP: 0.389, SLG: 0.477				1-1 2B	1-0 F9		1-2 HR		1-0 F8	4	0	2	0	0	0	2																				
24 Henry Blanco, R (1.2) OBP: 0.306, SLG: 0.437				1-2 2B	1-3 K		1-2 1B			4	0	1	0	0	2	3																				
5 Ronny Cedeno, R (1.6) OBP: 0.270, SLG: 0.328				1-2 K	1-3 K		1-2 F8		1-1 G6-3	4	0	1	0	0	2	3																				
45 Sean Marshall, L (1.1) 49 Carlos Marmol, R (5.1) 27 Buck Coats, L (7.1) Les Walrod, L (7.1) David Aardsma, R (7.1) 44 Roberto Novoa, R (8.1) 47 Scott Eyre, L (8.1) 46 Ryan Dempster, R (9.1)				0-0 G6-3		1-1 HR		3-3 K		1	0	0	0	0	0	1																				
Inning Stats	R: 0 E: 0 K: 1 S: 8	H: 0 LOB: 0 BB: 0 P: 12	R: 0 E: 0 K: 0 S: 4	H: 0 LOB: 0 BB: 1 P: 11	R: 0 E: 0 K: 1 S: 7	H: 1 LOB: 1 BB: 0 P: 10	R: 3 E: 0 K: 1 S: 17	H: 4 LOB: 1 BB: 0 P: 26	R: 1 E: 0 K: 0 S: 11	H: 1 LOB: 1 BB: 1 P: 19	R: 1 E: 0 K: 2 S: 13	H: 2 LOB: 1 BB: 0 P: 19	R: 0 E: 0 K: 0 S: 5	H: 0 LOB: 0 BB: 0 P: 8	R: 0 E: 0 K: 1 S: 7	H: 1 LOB: 1 BB: 0 P: 13	R: 0 E: 0 K: 1 S: 8	H: 1 LOB: 0 BB: 0 P: 12	1B: 4 2B: 3 3B: 0 HR: 3	SF: 0 SAC: 0 DP: 2 HBP: 0	WP: 0 PB: 0 SB: 0 CS: 0	PA: 37														
PITCHER	IP	WLS	BF	H	R	ER	SO	BB	IBB	HBP	BLK	WP	HR	S	P	ERA	WHIP	PITCHER		IP	WLS	BF	H	R	ER	SO	BB	IBB	HBP	BLK	WP	HR	S	P	ERA	WHIP
Shawn Chacon, R (1.1) ERA: 6.8	0.1		1	0	0	0	0	0	0	0	0	0	0	1	2	0.00	0.000	16 Salomon Torres, R (9.1) ERA: 3.47		1.0	S	3	1	0	0	0	0	0	0	0	0	8	12	0.00	1.000	
44 Josh Sharpless, R (7.1) ERA: 1.69	0.2		2	0	0	0	0	0	0	0	0	0	0	4	6	0.00	0.000																			
Damaso Marte, L (8.1) ERA: 3.93	0.2		3	1	0	0	1	0	0	0	0	0	0	6	11	0.00	1.500																			
54 Jonah Bayliss, R (8.1) ERA: 6.14	0.1	W	1	0	0	0	0	0	0	0	0	0	0	1	2	0.00	0.000																			

AB	35
R	5
H	10
RBI	5
BB	2
SO	7
LOB	14



Batter	1	2	3	4	5	6	7	8	9	AB	R	H	RBI	BB	SO	LOB	TOP				
6 Chris Duffy, L (1, 8) OBP: 0.298, SLG: 0.324										4	1	2	1	0	1	0	Pittsburgh Pirates @ Cincinnati Reds Great American Ball Park, Cincinnati, OH Sat Sep 09 2006, 6:10 PM EDT Att: 25,040 - Partly Cloudy - 84 F				
2 Jack Wilson, R (1, 6) OBP: 0.317, SLG: 0.376										4	1	0	0	1	0	2					
12 Freddy Sanchez, R (1, 5) OBP: 0.376, SLG: 0.473										5	1	1	1	0	0	3					
Jason Bay, R (1, 7) OBP: 0.391, SLG: 0.534										4	1	2	3	1	1	0					
Xavier Nady, R (1, 9) OBP: 0.355, SLG: 0.480										4	0	2	0	1	0	2					
41 Ryan Doumit, S (1, 3) OBP: 0.299, SLG: 0.396										4	1	1	1	0	0	4					
34 John Grabow, L (8, 1)										0	0	0	0	0	0	0					
16 Salomon Torres, R (8, 1) OBP: 0.200, SLG: 0.200										1	0	0	0	0	1	2					
26 Ronny Paulino, R (1, 2) OBP: 0.370, SLG: 0.401										4	0	2	1	0	1	1					
Jose Castillo, R (1, 4) OBP: 0.314, SLG: 0.409										4	1	1	0	0	1	4					
28 Paul Maholm, L (1, 1) OBP: 0.164, SLG: 0.115										2	0	0	0	0	2	3					
10 Rajai Davis, R (7, PH) OBP: 0.273, SLG: 0.300										0	0	0	0	0	0	0					
55 Matt Capps, R (7, 1)										0	0	0	0	0	0	0					
José Bautista, R (8, 9) OBP: 0.341, SLG: 0.428										1	1	0	0	0	0	0					
Inning Stats	R: 0 E: 0 K: 1 S: 8	H: 0 LOB: 0 BB: 0 P: 10	R: 1 E: 0 K: 1 S: 13	H: 3 LOB: 2 BB: 0 P: 19	R: 1 E: 0 K: 0 S: 10	H: 1 LOB: 1 BB: 0 P: 14	R: 1 E: 1 K: 2 S: 12	H: 1 LOB: 1 BB: 0 P: 21	R: 0 E: 0 K: 0 S: 7	H: 1 LOB: 1 BB: 0 P: 12	R: 1 E: 0 K: 0 S: 4	H: 1 LOB: 0 BB: 0 P: 6	R: 1 E: 0 K: 1 S: 13	H: 2 LOB: 2 BB: 1 P: 22	R: 2 E: 1 K: 1 S: 13	H: 1 LOB: 2 BB: 2 P: 24	1B: 6 2B: 3 3B: 1 HR: 2	SF: 0 SAC: 2 DP: 1 HBP: 0	WP: 1 PB: 0 SB: 0 CS: 0	PA: 42	
PITCHER	IP	WLS	BF	H	R	ER	SO	BB	IBB	HBP	BLK	WP	HR	S	P	ERA	WHIP				
39 Aaron Harang, R (1, 1) ERA: 3.83	7.0		29	8	4	4	5	0	0	0	0	0	2	61	91	5.14	1.143				
56 Todd Coffey, R (8, 1) ERA: 3.62	1.0	L	6	2	1	1	1	1	0	0	0	1	0	13	22	9.00	3.000				
Ryan Franklin, R (9, 1) ERA: 4.54	1.0		7	1	2	0	1	1	1	0	0	0	0	13	24	0.00	2.000				

Batter	1	2	3	4	5	6	7	8	9	AB	R	H	RBI	BB	SO	LOB	BOTTOM					
6 Ryan Freel, R (1, 8) OBP: 0.367, SLG: 0.406										4	0	0	0	0	3	0	Pittsburgh Pirates @ Cincinnati Reds Great American Ball Park, Cincinnati, OH Sat Sep 09 2006, 6:10 PM EDT Att: 25,040 - Partly Cloudy - 84 F					
Royce Clayton, R (1, 6) OBP: 0.306, SLG: 0.342										3	1	1	1	1	1	0						
Rich Aurilia, R (1, 3) OBP: 0.353, SLG: 0.539										4	0	3	0	0	0	1						
12 Edwin Encarnación, R (1, 5) OBP: 0.375, SLG: 0.513										3	0	1	1	0	1	1						
Adam Dunn, L (1, 7) OBP: 0.371, SLG: 0.524										3	1	0	0	1	2	3						
4 Brandon Phillips, R (1, 4) OBP: 0.337, SLG: 0.447										4	1	1	2	0	0	0						
Norris Hopper, R (1, 9) OBP: 0.400, SLG: 0.375										4	0	1	0	0	0	0						
Jason LaRue, R (1, 2) OBP: 0.310, SLG: 0.320										3	0	1	0	0	0	0						
26 David Ross, R (8, PH) OBP: 0.200, SLG: 0.611										0	0	0	0	0	0	0						
Javier Valentin, S (8, PH) OBP: 0.300, SLG: 0.430										1	0	0	0	0	0	1						
39 Aaron Harang, R (1, 1) OBP: 0.154, SLG: 0.127										2	0	0	0	0	0	1						
Dewayne Wise, L (7, PH) OBP: 0.200, SLG: 0.267										1	1	1	0	0	0	0						
56 Todd Coffey, R (8, 1)										0	0	0	0	0	0	0						
Ryan Franklin, R (9, 1)										0	0	0	0	0	0	0						
Scott Hatteberg, L (9, PH) OBP: 0.399, SLG: 0.468										1	0	0	0	0	0	0						
Inning Stats	R: 1 E: 0 K: 1 S: 11	H: 2 LOB: 1 BB: 0 P: 16	R: 0 E: 0 K: 0 S: 7	H: 0 LOB: 0 BB: 0 P: 8	R: 0 E: 0 K: 1 S: 9	H: 0 LOB: 1 BB: 1 P: 17	R: 2 E: 0 K: 1 S: 14	H: 2 LOB: 1 BB: 1 P: 23	R: 0 E: 0 K: 3 S: 12	H: 2 LOB: 2 BB: 0 P: 20	R: 0 E: 0 K: 0 S: 4	H: 0 LOB: 0 BB: 0 P: 7	R: 1 E: 0 K: 0 S: 15	H: 2 LOB: 1 BB: 0 P: 20	R: 0 E: 0 K: 1 S: 10	H: 1 LOB: 0 BB: 0 P: 16	R: 0 E: 0 K: 0 S: 9	H: 0 LOB: 0 BB: 0 P: 13	1B: 5 2B: 3 3B: 0 HR: 1	SF: 2 SAC: 1 DP: 0 HBP: 0	WP: 0 PB: 0 SB: 0 CS: 0	PA: 38
PITCHER	IP	WLS	BF	H	R	ER	SO	BB	IBB	HBP	BLK	WP	HR	S	P	ERA	WHIP					
28 Paul Maholm, L (1, 1) ERA: 4.9	6.0		26	6	3	3	6	2	0	0	0	0	1	57	91	4.50	1.333					
55 Matt Capps, R (7, 1) ERA: 3.75	1.0	W	5	2	1	1	0	0	0	0	0	0	0	15	20	9.00	2.000					
34 John Grabow, L (8, 1) ERA: 4.04	0.2	H	3	1	0	0	1	0	0	0	0	0	0	7	11	0.00	1.500					
16 Salomon Torres, R (8, 1) ERA: 3.42	1.1	S	4	0	0	0	0	0	0	0	0	0	0	12	18	0.00	0.000					



Batter	1	2	3	4	5	6	7	8	9	AB	R	H	RBI	BB	SO	LOB	TOP								
6 Chris Duffy, L (1, 8) OBP: 0.297, SLG: 0.322	G4-3		F9			1B			G3	4	1	1	0	0	0	0									
2 Jack Wilson, R (1, 6) OBP: 0.316, SLG: 0.377	K			F9		1B			FC5-4	4	1	2	0	0	1	0									
12 Freddy Sanchez, R (1, 5) OBP: 0.377, SLG: 0.473	HBP			G6-3		1B			F7	3	0	1	2	0	0	1									
Jason Bay, R (1, 7) OBP: 0.388, SLG: 0.530	K			G5-3					FC5-4	4	0	0	0	0	1	2									
41 Ryan Doumit, S (1, 3) OBP: 0.300, SLG: 0.394		L3			G6-4-3	1B			G1-3	3	0	1	0	0	0	0									
Xavier Nady, R (1, 9) OBP: 0.353, SLG: 0.476		F7			G6-4-3	1-2			P3	3	0	0	0	0	0	1									
Jose Castillo, R (1, 4) OBP: 0.312, SLG: 0.407		G2			G6-3				K	3	0	0	0	0	1	0									
Carlos Maldonado, R (1, 2) OBP: 0.250, SLG: 0.250			F8						K	3	0	0	0	0	2	0									
27 Shane Youman, L (1, 1)				K						2	0	0	0	0	2	0									
44 Josh Sharpless, R (6, 1)										0	0	0	0	0	0	0									
José Bautista, R (8, PH) OBP: 0.340, SLG: 0.427									P6	1	0	0	0	0	0	0									
54 Jonah Bayliss, R (8, 1)										0	0	0	0	0	0	0									
Inning Stats	R: 0 H: 0 E: 0 K: 2 S: 15	H: 0 LOB: 1 BB: 0 P: 24	R: 0 H: 0 E: 0 K: 0 S: 10	H: 0 LOB: 0 BB: 0 P: 11	R: 0 H: 0 E: 0 K: 1 S: 6	H: 0 LOB: 0 BB: 0 P: 9	R: 0 H: 0 E: 0 K: 0 S: 4	H: 0 LOB: 0 BB: 0 P: 5	R: 0 H: 1 E: 0 K: 0 S: 7	H: 1 LOB: 0 BB: 0 P: 9	R: 2 H: 3 E: 0 K: 2 S: 15	H: 3 LOB: 1 BB: 0 P: 23	R: 0 H: 0 E: 0 K: 0 S: 6	H: 0 LOB: 0 BB: 0 P: 10	R: 0 H: 0 E: 0 K: 2 S: 12	H: 0 LOB: 0 BB: 0 P: 17	R: 0 H: 1 E: 0 K: 0 S: 11	H: 1 LOB: 1 BB: 0 P: 17	1B: 5 2B: 0 3B: 0 HR: 0	SF: 0 SAC: 0 DP: 1 HBP: 1	WP: 1 PB: 0 SB: 0 CS: 0	PA: 31			
PITCHER	IP	WLS	BF	H	R	ER	SO	BB	IBB	HBP	BLK	WP	HR	S	P	ERA	WHIP								
61 Bronson Arroyo, R (1, 1) ERA: 3.29	8.0	W	27	4	2	2	7	0	0	1	0	1	0	75	108	2.25	0.500								
Scott Schoeneweis, L (9, 1) ERA: 5.4	1.0	S	4	1	0	0	0	0	0	0	0	0	0	11	17	0.00	1.000								

Pittsburgh Pirates @ Cincinnati Reds
Great American Ball Park, Cincinnati, OH
Sun Sep 10 2006, 1:15 PM EDT
Att: 20,731 - Partly Cloudy - 77 F

AB 30
R 2
H 5
RBI 2
BB 0
SO 7
LOB 4



Batter	1	2	3	4	5	6	7	8	9	AB	R	H	RBI	BB	SO	LOB	BOTTOM								
Norris Hopper, R (1, 8) OBP: 0.462, SLG: 0.400	G6-4-3		SH1-3				P4			2	0	1	0	1	0	0									
Royce Clayton, R (1, 6) OBP: 0.306, SLG: 0.343	P6		G6-3		G4-3		1B			4	1	1	0	0	0	3									
Rich Aurilia, R (1, 3) OBP: 0.356, SLG: 0.539	G6-4-3					1B	2B			2	1	1	1	2	0	1									
12 Edwin Encarnación, R (1, 5) OBP: 0.373, SLG: 0.510		G3	G5-3			1B	1B			4	1	1	0	0	1	3									
9 Juan Castro, R (9, 5) OBP: 0.275, SLG: 0.350						1B	K			0	0	0	0	0	0	0									
Adam Dunn, L (1, 7) OBP: 0.372, SLG: 0.523		L8			F7					3	1	1	1	1	0	0									
Dewayne Wise, L (8, 7) OBP: 0.200, SLG: 0.267						1B	1B			0	0	0	0	0	0	0									
26 David Ross, R (1, 2) OBP: 0.381, SLG: 0.605		4B			P4					2	0	0	1	1	0	2									
4 Brandon Phillips, R (1, 4) OBP: 0.339, SLG: 0.447		BB			G6-3					4	0	2	1	0	0	0									
27 Chris Denorfia, R (1, 9) OBP: 0.288, SLG: 0.237		1B				1B			F8	4	0	0	0	0	2	3									
61 Bronson Arroyo, R (1, 1) OBP: 0.160, SLG: 0.250										3	0	1	0	0	0	1									
Todd Hollandsworth, L (8, PH) OBP: 0.259, SLG: 0.419			SH1-3							1	0	0	0	0	0	0									
Scott Schoeneweis, L (9, 1)										0	0	0	0	0	0	0									
Inning Stats	R: 0 H: 0 E: 0 K: 0 S: 10	H: 1 LOB: 2 BB: 1 P: 16	R: 0 H: 1 E: 0 K: 0 S: 12	H: 1 LOB: 2 BB: 1 P: 23	R: 0 H: 1 E: 0 K: 0 S: 7	H: 1 LOB: 2 BB: 1 P: 13	R: 0 H: 0 E: 0 K: 0 S: 10	H: 0 LOB: 0 BB: 0 P: 13	R: 0 H: 1 E: 0 K: 1 S: 8	H: 1 LOB: 1 BB: 0 P: 12	R: 3 H: 3 E: 0 K: 1 S: 16	H: 3 LOB: 1 BB: 1 P: 25	R: 1 H: 2 E: 0 K: 1 S: 14	H: 2 LOB: 2 BB: 1 P: 24	R: 0 H: 0 E: 0 K: 0 S: 7	H: 0 LOB: 0 BB: 0 P: 10	1B: 6 2B: 2 3B: 0 HR: 0	SF: 1 SAC: 1 DP: 1 HBP: 0	WP: 0 PB: 0 SB: 2 CS: 0	PA: 36					
PITCHER	IP	WLS	BF	H	R	ER	SO	BB	IBB	HBP	BLK	WP	HR	S	P	ERA	WHIP								
27 Shane Youman, L (1, 1) ERA: 5.06	5.1	L	24	5	3	3	1	4	0	0	0	0	0	52	90	5.06	1.688								
44 Josh Sharpless, R (6, 1) ERA: 2.16	1.2		9	3	1	1	2	0	1	0	0	0	0	25	36	5.40	1.800								
54 Jonah Bayliss, R (8, 1) ERA: 5.4	1.0		3	0	0	0	0	0	0	0	0	0	0	7	10	0.00	0.000								

Pittsburgh Pirates @ Cincinnati Reds
Great American Ball Park, Cincinnati, OH
Sun Sep 10 2006, 1:15 PM EDT
Att: 20,731 - Partly Cloudy - 77 F

AB 29
R 4
H 8
RBI 4
BB 5
SO 3
LOB 13



Batter	1	2	3	4	5	6	7	8	9	AB	R	H	RBI	BB	SO	LOB	TOP			
Brady Clark, R (1, 8) OBP: 0.352, SLG: 0.328										4	0	0	0	0	1	0	Milwaukee Brewers @ Pittsburgh Pirates PNC Park, Pittsburgh, PA Mon Sep 11 2006, 7:05 PM EDT Att: 13,643 - Partly Cloudy - 68 F			
9 Tony Graffanino, R (1, 4) OBP: 0.353, SLG: 0.418										4	0	2	0	0	1	0				
28 Prince Fielder, L (1, 3) OBP: 0.346, SLG: 0.476										4	0	1	0	0	2	2				
2 Bill Hall, R (1, 6) OBP: 0.340, SLG: 0.552										3	2	1	1	1	0	1				
1 Corey Hart, R (1, 9) OBP: 0.342, SLG: 0.503										3	1	2	0	1	0	1				
Kevin Mench, R (1, 7) OBP: 0.313, SLG: 0.417										4	0	0	0	0	0	4				
David Bell, R (1, 5) OBP: 0.331, SLG: 0.381										3	0	0	1	0	0	2				
Geoff Jenkins, L (9, PH) OBP: 0.339, SLG: 0.395										1	0	1	1	0	0	0				
Damian Miller, R (1, 2) OBP: 0.322, SLG: 0.391										3	0	0	0	0	1	1				
22 Tony Gwynn Jr., L (9, PH) OBP: 0.525, SLG: 0.563										1	0	0	0	0	0	0				
Doug Davis, R (1, 1) OBP: 0.066, SLG: 0.050										2	0	0	0	0	2	0				
52 Jose Capellan, R (7, 1)										0	0	0	0	0	0	0				
Jeff Cirillo, R (8, PH) OBP: 0.375, SLG: 0.426										1	0	0	0	0	0	0				
Derrick Turnbow, R (8, 1)										0	0	0	0	0	0	0				
21 Drew Anderson, L (9, PH)										1	0	0	0	0	1	2				
Inning Stats	R: 0 E: 0 K: 1 S: 6	H: 0 LOB: 0 BB: 0 P: 7	R: 1 E: 0 K: 0 S: 8	H: 1 LOB: 1 BB: 1 P: 14	R: 0 E: 0 K: 1 S: 6	H: 1 LOB: 1 BB: 0 P: 11	R: 1 E: 0 K: 0 S: 6	H: 1 LOB: 0 BB: 0 P: 11	R: 0 E: 0 K: 1 S: 9	H: 0 LOB: 0 BB: 0 P: 13	R: 0 E: 0 K: 1 S: 7	H: 0 LOB: 0 BB: 0 P: 11	R: 0 E: 0 K: 1 S: 11	H: 1 LOB: 1 BB: 0 P: 18	R: 1 E: 0 K: 1 S: 14	H: 3 LOB: 2 BB: 0 P: 22	1B: 6 2B: 1 3B: 0 HR: 1	SF: 0 SAC: 0 DP: 0 HBP: 0	WP: 0 PB: 0 SB: 0 CS: 1	PA: 37
PITCHER	IP	WLS	BF	H	R	ER	SO	BB	IBB	HBP	BLK	WP	HR	S	P	ERA	WHIP			
57 Zach Duke, L (1, 1) ERA: 4.68	8.0	W	30	5	2	2	7	2	0	0	0	0	1	61	95	2.25	0.875			
16 Salomon Torres, R (9, 1) ERA: 3.45	1.0	S	6	3	1	1	1	0	0	0	0	0	0	14	22	9.00	3.000			

Batter	1	2	3	4	5	6	7	8	9	AB	R	H	RBI	BB	SO	LOB	BOTTOM				
6 Chris Duffy, L (1, 8) OBP: 0.303, SLG: 0.325										4	1	2	2	1	1	0	Milwaukee Brewers @ Pittsburgh Pirates PNC Park, Pittsburgh, PA Mon Sep 11 2006, 7:05 PM EDT Att: 13,643 - Partly Cloudy - 68 F				
2 Jack Wilson, R (1, 6) OBP: 0.322, SLG: 0.380										4	0	3	1	0	0	1					
12 Freddy Sanchez, R (1, 5) OBP: 0.376, SLG: 0.471										4	0	1	1	0	0	4					
Jason Bay, R (1, 7) OBP: 0.389, SLG: 0.528										2	0	0	0	2	1	2					
Xavier Nady, R (1, 3) OBP: 0.350, SLG: 0.472										4	0	0	0	0	1	7					
26 Ronny Paulino, R (1, 2) OBP: 0.369, SLG: 0.398										3	0	0	0	1	1	2					
José Bautista, R (1, 9) OBP: 0.342, SLG: 0.424										2	1	0	0	1	2	5					
Jose Castillo, R (1, 4) OBP: 0.312, SLG: 0.404										3	1	0	0	1	0	1					
57 Zach Duke, L (1, 1) ERA: 4.95	6.0	L	28	6	4	4	5	4	0	1	0	0	0	60	110	6.00		1.667			
41 Ryan Doumit, S (8, PH) OBP: 0.299, SLG: 0.390	1.0		6	1	0	0	1	2	0	0	0	0	0	15	27	0.00		3.000			
16 Salomon Torres, R (9, 1) OBP: 0.200, SLG: 0.200	1.0		3	0	0	0	1	0	0	0	0	0	0	7	11	0.00	0.000				
Inning Stats	R: 1 E: 0 K: 1 S: 8	H: 1 LOB: 1 BB: 1 P: 18	R: 0 E: 0 K: 0 S: 8	H: 0 LOB: 0 BB: 1 P: 16	R: 1 E: 0 K: 0 S: 11	H: 3 LOB: 2 BB: 1 P: 20	R: 2 E: 0 K: 0 S: 14	H: 1 LOB: 1 BB: 1 P: 26	R: 0 E: 0 K: 3 S: 13	H: 1 LOB: 2 BB: 0 P: 21	R: 0 E: 0 K: 1 S: 6	H: 0 LOB: 0 BB: 0 P: 9	R: 0 E: 0 K: 1 S: 15	H: 1 LOB: 3 BB: 2 P: 27	R: 0 E: 0 K: 1 S: 7	H: 0 LOB: 0 BB: 0 P: 11	1B: 7 2B: 0 3B: 0 HR: 0	SF: 0 SAC: 1 DP: 2 HBP: 1	WP: 0 PB: 0 SB: 1 CS: 0	PA: 37	
PITCHER	IP	WLS	BF	H	R	ER	SO	BB	IBB	HBP	BLK	WP	HR	S	P	ERA	WHIP				
Doug Davis, L (1, 1)	6.0	L	28	6	4	4	5	4	0	1	0	0	0	60	110	6.00	1.667				
52 Jose Capellan, R (7, 1)	1.0		6	1	0	0	1	2	0	0	0	0	0	15	27	0.00	3.000				
Derrick Turnbow, R (8, 1)	1.0		3	0	0	0	1	0	0	0	0	0	0	7	11	0.00	0.000				

Batter	1	2	3	4	5	6	7	8	9	AB	R	H	RBI	BB	SO	LOB	TOP					
22 Tony Gwynn Jr., L OBP: 0.408, SLG: 0.429	1-2 K		1-2 L7		1-1 G3			1-3 K	3-3 K	5	0	0	0	0	3	1	Milwaukee Brewers @ Pittsburgh Pirates PNC Park, Pittsburgh, PA Wed Sep 13 2006, 12:35 PM EDT Cloudy - 63 F					
9 Tony Graffanino, R OBP: 0.352, SLG: 0.416	3-1 2B		1-2 K			2-2 G1-3		0-1 G1-3		4	1	1	0	0	1	0						
1 Corey Hart, R OBP: 0.340, SLG: 0.503	2-2 P6				1-3 K			2-2 2B		4	1	1	0	0	2	1						
28 Prince Fielder, L OBP: 0.349, SLG: 0.482	2-0 2B				2-3 K			1-0 2B		4	0	3	2	0	1	0						
2 Bill Hall, R OBP: 0.339, SLG: 0.551	0-3 K				3-2 2B			2-2 2B		4	1	1	0	0	2	3						
Geoff Jenkins, L OBP: 0.341, SLG: 0.397		3-1 1B			0-1 1B			2-2 FC5-4		3	0	2	1	0	1	0						
Kevin Mench, R OBP: 0.312, SLG: 0.416					2-H 1B			1-2 1B		1	0	0	0	0	0	2						
David Bell, R OBP: 0.330, SLG: 0.379		1-2 L4-3			2-2 P4			4-1 BB		3	0	0	0	1	1	2						
Damian Miller, R OBP: 0.320, SLG: 0.387					0-1 G4-3			2-2 G2-3		3	0	0	0	0	1	1						
Jeff Cirillo, R OBP: 0.373, SLG: 0.424					0-0 F9			1-2 G6-3		1	0	0	0	0	0	0						
39 Chris Capuano, L OBP: 0.147, SLG: 0.129								0-1 G6-3		2	0	0	0	0	0	1						
Chris Spurling, R OBP: 0.349, SLG: 0.423									4-0 2B	0	0	0	0	0	0	0						
21 Drew Anderson, L OBP: 0.349, SLG: 0.423										0	0	0	0	0	0	0						
Dan Kolb, R OBP: 0.349, SLG: 0.423										0	0	0	0	0	0	0						
18 Gabe Gross, L OBP: 0.352, SLG: 0.328										0	0	0	0	0	0	0						
Brady Clark, R OBP: 0.352, SLG: 0.328										0	0	0	0	0	0	0						
Inning Stats	R: 1 E: 0 K: 2 S: 12	H: 2 LOB: 1 BB: 0 P: 20	R: 0 E: 0 K: 1 S: 8	H: 1 LOB: 0 BB: 0 P: 13	R: 0 E: 0 K: 2 S: 9	H: 0 LOB: 0 BB: 0 P: 12	R: 1 E: 0 K: 2 S: 15	H: 2 LOB: 1 BB: 0 P: 23	R: 0 E: 0 K: 0 S: 5	H: 0 LOB: 0 BB: 0 P: 6	R: 0 E: 0 K: 2 S: 10	H: 1 LOB: 1 BB: 0 P: 17	R: 0 E: 0 K: 1 S: 10	H: 0 LOB: 1 BB: 1 P: 18	R: 1 E: 1 K: 1 S: 21	H: 2 LOB: 2 BB: 1 P: 29	R: 0 E: 0 K: 2 S: 8	H: 0 LOB: 2 BB: 1 P: 16	1B: 4 2B: 5 3B: 0 HR: 0	SF: 0 SAC: 0 DP: 1 HBP: 0	WP: 0 PB: 0 SB: 0 CS: 0	PA: 37
PITCHER	IP WLS BF H R ER SO BB IBB HBP BLK WP HR S P ERA WHIP																					
45 Ian Snell, R ERA: 4.78	7.0 W 27 6 2 2 10 1 0 0 0 0 0 0 69 109 2.57 1.000																					
55 Matt Capps, R ERA: 3.64	0.2 3 1 1 1 1 0 0 0 0 0 0 0 12 15 13.50 1.500																					
34 John Grabow, L ERA: 4.04	0.0 2 1 0 0 0 0 0 0 0 0 0 0 5 8 ∞ ∞																					
44 Josh Sharpless, R ERA: 2.08	0.1 H 1 0 0 0 0 0 0 0 0 0 0 0 4 6 0.00 0.000																					
16 Salomon Torres, R ERA: 3.44	1.0 S 4 0 0 0 2 1 0 0 0 0 0 0 8 16 0.00 1.000																					

Batter	1	2	3	4	5	6	7	8	9	AB	R	H	RBI	BB	SO	LOB	BOTTOM			
6 Chris Duffy, L OBP: 0.308, SLG: 0.328	1-2 G3-1		0-1 2B	2-1 FC1-6		0-1 E6	0-3 K			4	2	2	0	0	1	1	Milwaukee Brewers @ Pittsburgh Pirates PNC Park, Pittsburgh, PA Wed Sep 13 2006, 12:35 PM EDT Cloudy - 63 F			
2 Jack Wilson, R OBP: 0.320, SLG: 0.378	2-0 L8		1 SAFE 1B	0-2 FC1-6		2-2 G6-3		1-1 G5-3		5	1	1	0	0	0	2				
12 Freddy Sanchez, R OBP: 0.378, SLG: 0.475	3-2 2B		2-1 SF7	0-0 F9		0-0 2B		2-0 1B		4	1	3	2	0	0	1				
Jason Bay, R OBP: 0.392, SLG: 0.528	4-1 BB		3-0 2B	4-0 BB		4-0 2B		2-3 K		2	2	1	0	3	1	1				
26 Ronny Paulino, R OBP: 0.370, SLG: 0.403	0-1 P3		1-2 SF9	1-2 BB		0-2 BB		3-2 G6-3		5	0	2	3	0	0	5				
41 Ryan Doumit, S OBP: 0.296, SLG: 0.380		1-3 K	2-2 SF9			2-2 G4-3				3	0	0	0	0	2	1				
Xavier Nady, R OBP: 0.350, SLG: 0.472			1-3 HBP			1-0 F9		4-1 BB		0	0	0	0	0	0	0				
Jose Castillo, R OBP: 0.311, SLG: 0.402		3-2 L7	1-0 SF9					FC6-4 BB		2	0	0	1	1	0	0				
José Bautista, R OBP: 0.343, SLG: 0.426		2-0 2B	1-2 3-H			1-3 K		1-2 FC6-4		3	0	1	0	1	1	1				
45 Ian Snell, R OBP: 0.296, SLG: 0.380			1-3 K			0-2 G5-3		1-2 F8		3	0	0	0	0	1	4				
Jeremy Hertzler, R OBP: 0.289, SLG: 0.424			1-2 P3							1	0	0	0	0	0	0				
55 Matt Capps, R ERA: 3.66										0	0	0	0	0	0	0				
34 John Grabow, L ERA: 4.04										0	0	0	0	0	0	0				
44 Josh Sharpless, R ERA: 2.08										0	0	0	0	0	0	0				
16 Salomon Torres, R ERA: 3.44										0	0	0	0	0	0	0				
Inning Stats	R: 0 E: 0 K: 0 S: 11	H: 1 LOB: 2 BB: 1 P: 21	R: 0 E: 0 K: 2 S: 11	H: 1 LOB: 0 BB: 0 P: 18	R: 3 E: 0 K: 0 S: 19	H: 4 LOB: 3 BB: 1 P: 35	R: 0 E: 0 K: 0 S: 6	H: 0 LOB: 2 BB: 1 P: 13	R: 0 E: 0 K: 2 S: 9	H: 0 LOB: 0 BB: 0 P: 11	R: 3 E: 1 K: 0 S: 13	H: 3 LOB: 1 BB: 1 P: 20	R: 0 E: 0 K: 1 S: 11	H: 0 LOB: 1 BB: 1 P: 17	R: 0 E: 0 K: 1 S: 12	H: 1 LOB: 1 BB: 0 P: 20	1B: 6 2B: 4 3B: 0 HR: 0	SF: 2 SAC: 0 DP: 0 HBP: 2	WP: 1 PB: 0 SB: 0 CS: 0	PA: 41
PITCHER	IP WLS BF H R ER SO BB IBB HBP BLK WP HR S P ERA WHIP																			
39 Chris Capuano, L ERA: 3.66	5.2 L 32 9 6 6 4 3 1 0 0 0 0 0 1 68 116 9.53 2.118																			
Chris Spurling, R ERA: 3.29	0.1 1 0 0 0 0 0 0 0 0 0 0 0 1 2 0.00 0.000																			
Dan Kolb, R ERA: 4.7	2.0 8 1 0 0 2 1 0 0 0 0 0 0 23 37 0.00 1.000																			

AB 35
R 3
H 8
RBI 3
BB 2
SO 13
LOB 11



AB 32
R 6
H 10
RBI 6
BB 5
SO 6
LOB 17



Batter	1	2	3	4	5	6	7	8	9	AB	R	H	RBI	BB	SO	LOB	TOP			
22 Tony Gwynn Jr., L (1,8) OBP: 0.385, SLG: 0.400	1-1 L6		1-0 1B		2-0 F7			0-3 K		4	0	1	0	0	1	1	Milwaukee Brewers @ Pittsburgh Pirates PNC Park, Pittsburgh, PA Wed Sep 13 2006, 12:40 PM EDT Att: 11,627 - Cloudy - 63 F			
9 Tony Graffanino, R (1,4) OBP: 0.351, SLG: 0.413	1-1 G6-3		0-2 F8		4-2 BB			0-1 P6		3	0	0	0	1	0					
Jeff Cirillo, R (1,5) OBP: 0.371, SLG: 0.421	1-1 F9			1-0 F8	0-0 F8			0-2 1B		4	0	1	0	0	0	2				
28 Prince Fielder, L (1,3) OBP: 0.348, SLG: 0.486		0-3 K		2-1 HR		3-2 G4-3		1-0 G5-3		4	1	1	1	0	1	1				
2 Bill Hall, R (1,6) OBP: 0.338, SLG: 0.549		2-3 K		0-0 G3 1B		0-2 P3		1-1 F8		4	0	1	0	0	1	0				
Geoff Jenkins, L (1,9) OBP: 0.343, SLG: 0.405		3-2 HR		1-0 G3 1B		1-0 G2-3		1-1 1B		4	1	2	1	0	0	1				
1 Corey Hart, R (1,7) OBP: 0.333, SLG: 0.492		3-1 F8		1-2 F7		1-0 P5		2-3 K		4	0	0	0	0	1	2				
11 Mike Rivera, R (1,2) OBP: 0.311, SLG: 0.449			1-2 G5-3		2-2 15 SH5-4 1B		2-2 F7	3-3 K		4	0	1	0	0	1	1				
15 Ben Sheets, R (1,1) Francisco Cordero, R (9,1) OBP: 0.036, SLG: 0.036			2-0 G5-3		0-2 SH5-4		1-3 K			2	0	0	0	0	1	0				
										0	0	0	0	0	0	0				
Inning Stats	R: 0 E: 0 K: 0 S: 6	H: 0 LOB: 0 BB: 0 P: 9	R: 1 E: 0 K: 2 S: 12	H: 1 LOB: 0 BB: 0 P: 20	R: 0 E: 0 K: 0 S: 10	H: 1 LOB: 1 BB: 0 P: 14	R: 1 E: 0 K: 0 S: 8	H: 2 LOB: 1 BB: 0 P: 13	R: 0 E: 0 K: 0 S: 16	H: 0 LOB: 0 BB: 0 P: 11	R: 0 E: 0 K: 1 S: 9	H: 0 LOB: 0 BB: 0 P: 13	R: 0 E: 0 K: 1 S: 9	H: 1 LOB: 1 BB: 0 P: 10	R: 0 E: 0 K: 2 S: 10	H: 1 LOB: 1 BB: 0 P: 17	1B: 5 2B: 0 3B: 0 HR: 2	SF: 0 SAC: 1 DP: 0 HBP: 0	WP: 0 PB: 0 CS: 0	PA: 35
PITCHER	IP WLS BF H R ER SO BB IBB HBP BLK WP HR S P ERA WHIP																			
Shawn Chacon, R (1,1) ERA: 6.49	7.0 L 27 5 2 2 3 1 0 0 0 0 0 2 68 104 2.57 0.857																			
Damaso Marte, L (8,1) ERA: 3.53	1.1 6 2 0 0 1 0 0 0 0 0 0 0 13 16 0.00 1.500																			
59 Brian Rogers, R (9,1) ERA: 10.8	0.2 2 0 0 0 2 0 0 0 0 0 0 0 6 11 0.00 0.000																			


Batter	1	2	3	4	5	6	7	8	9	AB	R	H	RBI	BB	SO	LOB	BOTTOM			
6 Chris Duffy, L (1,8) OBP: 0.307, SLG: 0.327	1-0 P2			0-1 G6-3			0-1 2 1B		0-0 F7	4	0	1	0	0	0	0	Milwaukee Brewers @ Pittsburgh Pirates PNC Park, Pittsburgh, PA Wed Sep 13 2006, 12:40 PM EDT Att: 11,627 - Cloudy - 63 F			
2 Jack Wilson, R (1,6) OBP: 0.319, SLG: 0.376	3-2 F7			3-2 F9			0-3 K			3	0	0	0	0	1	1				
12 Freddy Sanchez, R (1,5) OBP: 0.376, SLG: 0.472	0-2 G6-3			2-1 F8			1-3 K			3	0	0	0	0	1	0				
Xavier Nady, R (1,9) OBP: 0.347, SLG: 0.468		0-1 G5-3			0-1 F9			1-3 K		3	0	0	0	0	1	0				
41 Ryan Doumit, S (1,3) OBP: 0.297, SLG: 0.405		2-3 K			1-3 K			0-0 HR		3	1	1	1	0	2	0				
Jose Castillo, R (1,4) OBP: 0.309, SLG: 0.400		2-2 L6			0-3 K			2-2 G1-3		3	0	0	0	0	1	0				
José Bautista, R (1,7) OBP: 0.341, SLG: 0.423			0-0 F9			1-2 G5-3		3-3 K		3	0	0	0	0	1	0				
Carlos Maldonado, R (1,2) Jason Bay, R (9,PH) OBP: 0.167, SLG: 0.167			2-1 F8			2-3 K			0-1 F8	2	0	0	0	0	1	0				
Shawn Chacon, R (1,1) Damaso Marte, L (8,1) 59 Brian Rogers, R (9,1) Joe Randa, R (9,PH) OBP: 0.307, SLG: 0.371				1-3 K			0-3 K		2-1 F9	2	0	0	0	0	2	0				
										0	0	0	0	0	0	0				
										1	0	0	0	0	0	0				
Inning Stats	R: 0 E: 0 K: 0 S: 10	H: 0 LOB: 0 BB: 0 P: 14	R: 0 E: 0 K: 1 S: 10	H: 0 LOB: 0 BB: 0 P: 14	R: 0 E: 0 K: 1 S: 9	H: 0 LOB: 0 BB: 0 P: 12	R: 0 E: 0 K: 0 S: 8	H: 0 LOB: 0 BB: 0 P: 13	R: 0 E: 0 K: 2 S: 9	H: 0 LOB: 0 BB: 0 P: 9	R: 0 E: 0 K: 2 S: 8	H: 1 LOB: 0 BB: 0 P: 9	R: 0 E: 0 K: 2 S: 11	H: 1 LOB: 0 BB: 0 P: 17	R: 0 E: 0 K: 0 S: 5	H: 0 LOB: 0 BB: 0 P: 7	1B: 1 2B: 0 3B: 0 HR: 1	SF: 0 SAC: 0 DP: 0 HBP: 0	WP: 0 PB: 0 CS: 0	PA: 28
PITCHER	IP WLS BF H R ER SO BB IBB HBP BLK WP HR S P ERA WHIP																			
15 Ben Sheets, R (1,1) Francisco Cordero, R (9,1) ERA: 3.61	8.0 W 25 2 1 1 10 0 0 0 0 0 0 0 73 100 1.12 0.250																			
	1.0 S 3 0 0 0 0 0 0 0 0 0 0 0 5 7 0.00 0.000																			

Batter	1	2	3	4	5	6	7	8	9	AB	R	H	RBI	BB	SO	LOB	TOP								
7 José Reyes, S OBP: 0.351, SLG: 0.499	P4		G5-4-3					G6-3		4	1	2	2	0	0	1									
16 Paul Lo Duca, R OBP: 0.348, SLG: 0.414 Heath Bell, R	G5-3							G6-3		3	0	1	0	0	0	1									
Julio Franco, R OBP: 0.324, SLG: 0.346 25 Pedro Feliciano, L								G6-3		0	0	0	0	0	0	0									
								G6-3		1	0	0	1	0	0	0									
								G6-3		0	0	0	0	0	0	0									
15 Carlos Beltrán, S OBP: 0.384, SLG: 0.610	P3							G5-3		3	0	0	0	1	0	1									
21 Carlos Delgado, L OBP: 0.364, SLG: 0.564								G5-3		4	0	0	0	0	3	2									
5 David Wright, R OBP: 0.383, SLG: 0.533	P4							G5-3		4	0	0	0	0	1	2									
Cliff Floyd, L OBP: 0.326, SLG: 0.416								G5-3		2	0	1	0	1	0	0									
20 Shawn Green, L OBP: 0.341, SLG: 0.428	G1							G5-3		3	0	0	0	0	1	3									
22 Jose Valentin, S OBP: 0.332, SLG: 0.490								G5-3		4	1	0	0	0	2	2									
45 Pedro Martinez, R OBP: 0.158, SLG: 0.139 Darren Oliver, R OBP: 0.200, SLG: 0.214 44 Lastings Milledge, R OBP: 0.307, SLG: 0.388 Mike DiFelice, R OBP: 0.200, SLG: 0.136								G5-3		0	0	0	0	1	0	0									
								G5-3		0	0	0	0	0	0	0									
								G5-3		0	0	0	0	0	0	0									
								G5-3		1	1	1	0	0	0	0									
Inning Stats	R: 0 E: 0 K: 0 S: 6	H: 0 LOB: 0 BB: 0 P: 8	R: 0 E: 0 K: 1 S: 9	H: 0 LOB: 1 BB: 0 P: 17	R: 0 E: 0 K: 1 S: 8	H: 0 LOB: 0 BB: 1 P: 17	R: 0 E: 0 K: 1 S: 9	H: 1 LOB: 1 BB: 0 P: 15	R: 1 E: 0 K: 1 S: 21	H: 1 LOB: 2 BB: 0 P: 28	R: 0 E: 0 K: 0 S: 5	H: 0 LOB: 0 BB: 1 P: 13	R: 0 E: 0 K: 0 S: 4	H: 0 LOB: 0 BB: 1 P: 8	R: 2 E: 0 K: 1 S: 10	H: 2 LOB: 0 BB: 0 P: 12	R: 0 E: 0 K: 3 S: 10	H: 1 LOB: 1 BB: 0 P: 13	1B: 3 2B: 1 3B: 1 HR: 0	SF: 0 SAC: 0 DP: 3 HBP: 3	WP: 0 PB: 0 SB: 0 CS: 0	PA: 35			
PITCHER	IP	WLS	BF	H	R	ER	SO	BB	IBB	HBP	BLK	WP	HR	S	P	ERA	WHIP								
28 Paul Maholm, L ERA: 4.76	7.0	W	26	2	1	1	4	3	0	3	0	0	0	62	106	1.29	0.714								
34 John Grabow, L ERA: 4.25	1.0		5	2	2	2	1	0	0	0	0	0	0	10	12	18.00	2.000								
16 Salomon Torres, R ERA: 3.4	1.0	S	4	1	0	0	3	0	0	0	0	0	0	10	13	0.00	1.000								

New York Mets @ Pittsburgh Pirates
PNC Park, Pittsburgh, PA
Fri Sep 15 2006, 7:05 PM EDT
Att: 24,410 - Cloudy - 67 F

livebaseballscores.com

AB 29
R 3
H 5
RBI 3
BB 3
SO 8
LOB 13





Batter	1	2	3	4	5	6	7	8	9	AB	R	H	RBI	BB	SO	LOB	BOTTOM								
6 Chris Duffy, L OBP: 0.306, SLG: 0.326	G4-3							G6-3		4	0	1	0	0	1	2									
2 Jack Wilson, R OBP: 0.318, SLG: 0.374								G6-3		4	1	1	0	0	0	3									
12 Freddy Sanchez, R OBP: 0.377, SLG: 0.473								G6-3		3	2	1	0	1	0	1									
Jason Bay, R OBP: 0.392, SLG: 0.534								G6-3		4	1	2	3	0	1	2									
Xavier Nady, R OBP: 0.344, SLG: 0.464								G6-3		4	0	0	0	0	3	2									
41 Ryan Doumit, S OBP: 0.295, SLG: 0.409 Joe Randa, R OBP: 0.307, SLG: 0.371								G6-3		4	1	1	1	0	1	1									
								G6-3		0	0	0	0	0	0	0									
26 Ronny Paulino, R OBP: 0.373, SLG: 0.496								G6-3		4	0	3	1	0	0	0									
José Bautista, R OBP: 0.342, SLG: 0.420								G6-3		2	0	0	0	1	1	2									
28 Paul Maholm, L OBP: 0.155, SLG: 0.109 34 John Grabow, L								G6-3		3	0	0	0	0	1	3									
Jose Castillo, R OBP: 0.309, SLG: 0.399 16 Salomon Torres, R OBP: 0.200, SLG: 0.200								G6-3		0	0	0	0	0	0	0									
								G6-3		1	0	0	0	0	0	1									
								G6-3		0	0	0	0	0	0	0									
Inning Stats	R: 2 E: 0 K: 1 S: 14	H: 2 LOB: 1 BB: 1 P: 22	R: 0 E: 1 K: 1 S: 12	H: 1 LOB: 2 BB: 0 P: 15	R: 2 E: 0 K: 2 S: 20	H: 3 LOB: 2 BB: 0 P: 31	R: 0 E: 0 K: 0 S: 14	H: 1 LOB: 1 BB: 0 P: 19	R: 0 E: 0 K: 2 S: 9	H: 0 LOB: 0 BB: 0 P: 13	R: 1 E: 0 K: 1 S: 11	H: 1 LOB: 0 BB: 0 P: 18	R: 0 E: 0 K: 0 S: 2	H: 0 LOB: 0 BB: 1 P: 7	1B: 5 2B: 3 3B: 0 HR: 1	SF: 0 SAC: 0 DP: 1 HBP: 1	WP: 1 PB: 0 SB: 1 CS: 0	PA: 36							
PITCHER	IP	WLS	BF	H	R	ER	SO	BB	IBB	HBP	BLK	WP	HR	S	P	ERA	WHIP								
45 Pedro Martinez, R ERA: 4.03	3.0	L	18	6	4	4	4	1	0	1	0	0	0	46	68	12.00	2.333								
Darren Oliver, L ERA: 2.79	1.0		4	1	0	0	0	0	0	0	0	0	0	14	19	0.00	1.000								
Heath Bell, R ERA: 3.93	3.0		11	2	1	1	4	0	0	0	0	0	1	34	54	3.00	0.667								
25 Pedro Feliciano, L ERA: 1.79	1.0		3	0	0	0	0	1	0	0	0	0	0	2	7	0.00	1.000								



New York Mets @ Pittsburgh Pirates
PNC Park, Pittsburgh, PA
Fri Sep 15 2006, 7:05 PM EDT
Att: 24,410 - Cloudy - 67 F

livebaseballscores.com

AB 33
R 5
H 9
RBI 5
BB 2
SO 8
LOB 17



Batter	1	2	3	4	5	6	7	8	9	AB R H RBI BB SO LOB	TOP																									
7 José Reyes, S OBP: 0.352, SLG: 0.498	0-1 CS 1B		0-0 B1-3		2-2 G4-3		1-2 G1-3		4-0 IBB	4 0 1 0 1 0 0	New York Mets @ Pittsburgh Pirates PNC Park, Pittsburgh, PA Sat Sep 16 2006, 7:05 PM EDT Att: 37,623 - Cloudy - 70 F																									
16 Paul Lo Duca, R OBP: 0.348, SLG: 0.415	0-2 F8		1-0 15 G5-3 1B		3-2 21 1B 2B		0-1 G6-3		1-0 F8	5 1 2 0 0 0 3																										
15 Carlos Beltrán, S OBP: 0.383, SLG: 0.606	4-2 21 2B BB		1-1 G5-3		2-2 G6-3		1-1 G4-3			3 1 0 0 1 0 2																										
21 Carlos Delgado, L OBP: 0.365, SLG: 0.566	2-1 1-H 2B		0-3 K		2-0 K			0-1 F9		4 0 2 2 0 1 1																										
5 David Wright, R OBP: 0.381, SLG: 0.529	2-0 F9			1-0 E6 20 S K	0-3 K			1-1 G5-3		4 0 0 0 0 1 2																										
Cliff Floyd, L OBP: 0.324, SLG: 0.410		0-1 G3-1		3-2 SAFE F7		2-0 F9		2-3 K		4 0 0 0 0 1 1																										
20 Shawn Green, L OBP: 0.344, SLG: 0.430		3-2 E8 2B		3-3 K		4-1 BB		2-2 22 SH1-4 HBP		2 0 1 0 1 1 1																										
22 Jose Valentin, S OBP: 0.332, SLG: 0.487		0-0 P4		4-0 IBB		3-2 P5		1-0 SH1-4		2 0 0 0 1 0 2																										
26 Orlando Hernandez, R OBP: 0.205, SLG: 0.256		1-1 G6-3		1-2 G5-3		0-2 G1-3		1-1 F8		3 0 0 0 0 0 4																										
59 Guillermo Mota, R Julio Franco, R Aaron Heilman, R										0 0 0 0 0 0 0 1 0 0 0 0 0 1 0 0 0 0 0 0 0																										
Inning Stats	R: 1 E: 0 K: 0 S: 11	H: 2 LOB: 1 BB: 1 P: 19	R: 0 E: 1 K: 0 S: 9	H: 1 LOB: 1 BB: 0 P: 13	R: 0 E: 0 K: 1 S: 7	H: 1 LOB: 2 BB: 1 P: 9	R: 0 E: 1 K: 1 S: 18	H: 0 LOB: 1 BB: 1 P: 30	R: 1 E: 0 K: 0 S: 15	H: 2 LOB: 1 BB: 0 P: 24	R: 0 E: 0 K: 0 S: 10	H: 0 LOB: 1 BB: 1 P: 19	R: 0 E: 0 K: 1 S: 9	H: 0 LOB: 0 BB: 0 P: 12	R: 0 E: 0 K: 0 S: 6	H: 0 LOB: 2 BB: 1 P: 15	1B: 3 2B: 3 3B: 0 HR: 0	SF: 0 SAC: 1 DP: 0 HBP: 1	WP: 0 PB: 0 SB: 1 CS: 1	PA: 38																
PITCHER	IP WLS BF H R ER SO BB IBB HBP BLK WP HR S P ERA WHIP																																			
24 Tom Gorzelanny, L ERA: 3.62	4.0	18	4	1	1	2	1	1	0	0	0	0	0	45	71	2.25	1.250																			
27 Shane Youman, L ERA: 4.32	3.0	12	2	1	1	1	1	0	0	0	0	0	0	33	53	3.00	1.000																			
Damaso Marte, L ERA: 3.74	1.1	5	0	0	0	1	0	0	1	0	0	0	0	12	18	0.00	0.000																			
55 Matt Capps, R ERA: 3.81	0.2	W 3	0	0	0	0	0	1	0	0	0	0	0	3	9	0.00	0.000																			

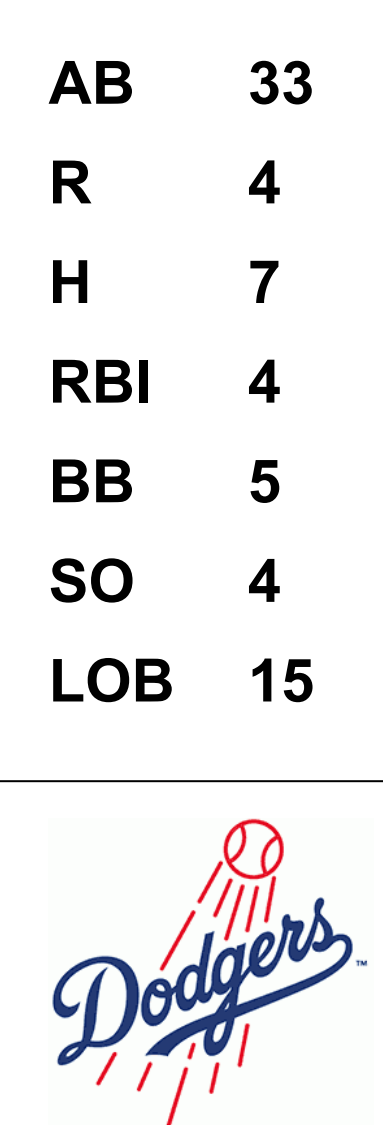
Batter	1	2	3	4	5	6	7	8	9	AB R H RBI BB SO LOB	BOTTOM																									
6 Chris Duffy, L OBP: 0.305, SLG: 0.328	3-2 F7		2-2 2 S 1B		3-2 1-1 L6-3			1-0 2 G6-3 1B		4 0 2 0 0 0 1	New York Mets @ Pittsburgh Pirates PNC Park, Pittsburgh, PA Sat Sep 16 2006, 7:05 PM EDT Att: 37,623 - Cloudy - 70 F																									
2 Jack Wilson, R OBP: 0.316, SLG: 0.371	1-2 F8		0-1 L1		1-1 G4-3		1-2 G6-3		1-2 G6-3	4 0 0 0 0 0 2																										
12 Freddy Sanchez, R OBP: 0.376, SLG: 0.472	2-2 P4		2-3 K		0-0 F8-3 1B			2-2 G6-3		4 0 1 0 0 1 2																										
Jason Bay, R OBP: 0.393, SLG: 0.540		1-1 HR		3-2 41 S 1B		1-3 K		2-3 K		4 2 2 1 0 2 1																										
Xavier Nady, R OBP: 0.341, SLG: 0.459		2-3 K		0-1 F8		1-1 F8-3		0-1 G4-3		4 0 0 0 0 1 2																										
41 Ryan Doumit, S OBP: 0.311, SLG: 0.414		4-1 HBP		1-2 1-H 1B		4-2 26 CS BB		4-1 26 2B BB		1 0 1 1 1 1 0 0 0 0 0 0 0 0 0 0 0 0 0 0 0 0 0 0 0 1 0 0 1 0 0 0																										
10 Rajai Davis, R OBP: 0.273, SLG: 0.300				1-3 K		3-3 K		0-1 1-H 2B		4 0 1 1 0 2 3																										
Damaso Marte, L 55 Matt Capps, R Joe Randa, R										0 0 0 0 0 0 0 0 0 0 0 0 0 0 0 0 1 0 0 1 0 0 0																										
26 Ronny Paulino, R OBP: 0.310, SLG: 0.371		1-1 P4		1-3 K		1-3 K		0-2 G5-3		3 0 0 0 0 2 3																										
Jose Castillo, R OBP: 0.307, SLG: 0.397		1-3 K		2-3 K						1 0 0 0 0 0 0 1 0 1 0 0 0 0 1 0 0 0 0 0 0																										
24 Tom Gorzelanny, R 27 Shane Youman, L José Bautista, R										1 0 0 0 0 0 0 1 0 1 0 0 0 0 1 0 0 0 0 0 0																										
Inning Stats	R: 0 E: 0 K: 0 S: 12	H: 0 LOB: 0 BB: 0 P: 18	R: 1 E: 0 K: 2 S: 12	H: 1 LOB: 1 BB: 0 P: 21	R: 0 E: 0 K: 1 S: 11	H: 1 LOB: 1 BB: 0 P: 15	R: 1 E: 0 K: 2 S: 14	H: 2 LOB: 1 BB: 0 P: 21	R: 0 E: 0 K: 0 S: 8	H: 1 LOB: 0 BB: 0 P: 12	R: 0 E: 0 K: 1 S: 6	H: 1 LOB: 0 BB: 0 P: 8	R: 0 E: 0 K: 1 S: 12	H: 0 LOB: 1 BB: 1 P: 18	R: 0 E: 0 K: 0 S: 11	H: 1 LOB: 1 BB: 0 P: 17	R: 1 E: 0 K: 1 S: 11	H: 1 LOB: 1 BB: 1 P: 17	1B: 6 2B: 3 3B: 0 HR: 1	SF: 0 SAC: 0 DP: 2 HBP: 1	WP: 0 PB: 0 SB: 2 CS: 1	PA: 34														
PITCHER	IP WLS BF H R ER SO BB IBB HBP BLK WP HR S P ERA WHIP																																			
26 Orlando Hernandez, R ERA: 4.85	7.0	26	6	2	2	7	1	0	1	0	0	0	0	75	113	2.57	1.000																			
59 Guillermo Mota, R ERA: 4.83	1.0	4	1	0	0	0	0	0	0	0	0	0	0	11	17	0.00	1.000																			
Aaron Heilman, R ERA: 3.73	0.2	L 4	1	1	1	1	1	0	0	0	0	0	0	11	17	13.50	3.000																			

Batter	1	2	3	4	5	6	7	8	9	AB	R	H	RBI	BB	SO	LOB	TOP								
6 Chris Duffy, L OBP: 0.311, SLG: 0.327										5	1	2	0	0	2	0	Pittsburgh Pirates @ Los Angeles Dodgers Dodger Stadium, Los Angeles, CA Wed Sep 20 2006, 7:10 PM PDT Att: 46,319 - Clear - 69 F								
2 Jack Wilson, R OBP: 0.317, SLG: 0.373										5	3	3	1	0	1	1									
12 Freddy Sanchez, R OBP: 0.361, SLG: 0.479										5	1	4	1	0	0	0									
Jason Bay, R OBP: 0.392, SLG: 0.539										4	0	1	1	1	1	3									
Xavier Nady, R OBP: 0.343, SLG: 0.467										5	0	1	1	0	2	3									
26 Ronny Paulino, R OBP: 0.371, SLG: 0.403										4	0	0	0	1	2	1									
41 Ryan Doumit, S OBP: 0.319, SLG: 0.410										2	0	0	0	2	1	2									
Joe Randa, R OBP: 0.310, SLG: 0.371										0	0	0	0	0	0	0									
José Bautista, R OBP: 0.341, SLG: 0.431										4	1	1	1	0	1	2									
Shawn Chacon, R OBP: 0.143, SLG: 0.154										3	0	0	0	0	1	0									
34 John Grabow, L ERA: 4.25										0	0	0	0	0	0	0									
55 Matt Capps, R ERA: 4.25										1	0	0	0	0	1	0									
16 Salomon Torres, R OBP: 0.200, SLG: 0.200										0	0	0	0	0	0	0									
Inning Stats	R: 0 E: 0 K: 1 S: 12	H: 1 LOB: 1 BB: 0 P: 17	R: 0 E: 0 K: 2 S: 8	H: 0 LOB: 0 BB: 0 P: 15	R: 2 E: 0 K: 1 S: 17	H: 3 LOB: 1 BB: 0 P: 20	R: 0 E: 0 K: 1 S: 10	H: 0 LOB: 1 BB: 1 P: 16	R: 1 E: 0 K: 0 S: 14	H: 3 LOB: 2 BB: 0 P: 19	R: 0 E: 0 K: 0 S: 4	H: 0 LOB: 0 BB: 1 P: 10	R: 3 E: 1 K: 2 S: 23	H: 4 LOB: 2 BB: 1 P: 41	R: 0 E: 0 K: 3 S: 13	H: 1 LOB: 1 BB: 0 P: 16	R: 0 E: 0 K: 2 S: 7	H: 0 LOB: 1 BB: 1 P: 13	1B: 8 2B: 3 3B: 0 HR: 1	SF: 0 SAC: 0 DP: 1 HBP: 0	WP: 0 PB: 0 SB: 5 CS: 0	PA: 42			
PITCHER	IP	WLS	BF	H	R	ER	SO	BB	IBB	HBP	BLK	WP	HR	S	P	ERA	WHIP								
Greg Maddux, R ERA: 4.25	5.0	L	23	7	3	3	5	1	0	0	0	0	1	61	87	5.40	1.600								
Aaron Sele, R ERA: 4.59	1.2		9	4	3	3	2	1	0	0	0	0	0	23	40	16.20	3.000								
Elmer Dessens, R ERA: 4.25	0.1		2	0	0	0	0	1	0	0	0	0	0	4	11	0.00	3.000								
51 Jonathan Broxton, R ERA: 2.79	1.0		4	1	0	0	3	0	0	0	0	0	0	13	16	0.00	1.000								
44 Takashi Saito, R ERA: 2.25	1.0		4	0	0	0	2	1	0	0	0	0	0	7	13	0.00	1.000								

AB	38
R	6
H	12
RBI	5
BB	4
SO	12
LOB	12



Batter	1	2	3	4	5	6	7	8	9	AB	R	H	RBI	BB	SO	LOB	BOTTOM								
15 Rafael Furcal, S OBP: 0.366, SLG: 0.451										4	0	2	1	0	0	1	Pittsburgh Pirates @ Los Angeles Dodgers Dodger Stadium, Los Angeles, CA Wed Sep 20 2006, 7:10 PM PDT Att: 46,319 - Clear - 69 F								
Kenny Lofton, L OBP: 0.359, SLG: 0.394										3	0	0	0	0	0	2									
Olmedo Saenz, R OBP: 0.348, SLG: 0.543										0	0	0	0	1	0	0									
17 Jason Repko, R OBP: 0.333, SLG: 0.376										0	0	0	0	0	0	0									
27 Matt Kemp, R OBP: 0.297, SLG: 0.466										1	0	0	0	0	1	2									
5 Nomar Garciaparra, R OBP: 0.369, SLG: 0.495										4	0	0	0	1	0	2									
Oscar Robles, L OBP: 0.294, SLG: 0.241										0	0	0	0	0	0	0									
12 Jeff Kent, R OBP: 0.377, SLG: 0.483										4	0	0	0	1	1	3									
21 Marlon Anderson, L OBP: 0.347, SLG: 0.492										4	0	0	0	0	1	1									
Julio Lugo, R OBP: 0.346, SLG: 0.430										3	0	1	0	1	0	0									
16 Andre Ethier, L OBP: 0.371, SLG: 0.490										2	1	0	0	0	1	1									
51 Jonathan Broxton, R ERA: 4.19										0	0	0	0	0	0	0									
49 Delwyn Young, S ERA: 4.19										0	0	0	0	0	0	0									
7 James Loney, L OBP: 0.323, SLG: 0.466										1	0	0	0	0	0	1									
44 Takashi Saito, L ERA: 2.25										0	0	0	0	0	0	0									
55 Russell Martin, R OBP: 0.357, SLG: 0.439										3	2	1	0	1	0	1									
Greg Maddux, R ERA: 4.25										1	0	1	0	0	0	0									
Wilson Batista, S OBP: 0.327, SLG: 0.477										1	0	0	1	0	0	1									
Aaron Sele, R ERA: 4.59										0	0	0	0	0	0	0									
Elmer Dessens, R ERA: 4.25										0	0	0	0	0	0	0									
J.D. Drew, L OBP: 0.365, SLG: 0.479										2	1	2	2	0	0	0									
Inning Stats	R: 0 E: 0 K: 0 S: 4	H: 0 LOB: 0 BB: 0 P: 8	R: 0 E: 0 K: 2 S: 12	H: 1 LOB: 1 BB: 0 P: 17	R: 0 E: 0 K: 0 S: 10	H: 1 LOB: 1 BB: 1 P: 16	R: 0 E: 0 K: 0 S: 5	H: 0 LOB: 0 BB: 1 P: 9	R: 2 E: 1 K: 0 S: 7	H: 1 LOB: 1 BB: 0 P: 13	R: 0 E: 0 K: 0 S: 7	H: 0 LOB: 0 BB: 0 P: 8	R: 2 E: 0 K: 0 S: 16	H: 3 LOB: 2 BB: 1 P: 25	R: 0 E: 0 K: 0 S: 9	H: 0 LOB: 1 BB: 1 P: 16	R: 0 E: 0 K: 2 S: 14	H: 1 LOB: 3 BB: 1 P: 30	1B: 5 2B: 0 3B: 1 HR: 1	SF: 0 SAC: 0 DP: 1 HBP: 2	WP: 1 PB: 0 SB: 1 CS: 1	PA: 40			
PITCHER	IP	WLS	BF	H	R	ER	SO	BB	IBB	HBP	BLK	WP	HR	S	P	ERA	WHIP								
Shawn Chacon, R ERA: 6.25	6.2	W	28	6	4	2	2	2	0	1	1	1	0	55	85	2.70	1.200								
34 John Grabow, L ERA: 4.19	0.0		1	0	0	0	0	1	0	0	0	0	0	2	6	∞	∞								
55 Matt Capps, R ERA: 3.94	1.0	H	4	0	0	0	0	1	0	0	0	0	0	9	14	0.00	1.000								
16 Salomon Torres, R ERA: 3.31	1.1	S	7	1	0	0	2	1	0	1	0	1	0	18	37	0.00	1.500								



Batter	1	2	3	4	5	6	7	8	9	AB	R	H	RBI	BB	SO	LOB	TOP											
6 Chris Duffy, L OBP: 0.313, SLG: 0.326										4	0	1	0	1	3	1	Pittsburgh Pirates @ Los Angeles Dodgers Dodger Stadium, Los Angeles, CA Thu Sep 21 2006, 7:10 PM PDT Att: 48,567 - Clear - 65 F											
2 Jack Wilson, R OBP: 0.314, SLG: 0.369										5	1	0	0	0	1	4												
12 Freddy Sanchez, R OBP: 0.382, SLG: 0.479										4	0	2	1	0	0	2												
Jason Bay, R OBP: 0.394, SLG: 0.539										2	0	1	0	2	0	1												
Xavier Nady, R OBP: 0.344, SLG: 0.470										4	0	2	0	0	0	4												
41 Ryan Doumit, S OBP: 0.318, SLG: 0.400										3	0	0	0	0	2	4												
Joe Randa, R OBP: 0.310, SLG: 0.371										0	0	0	0	0	0	0												
26 Ronny Paulino, R OBP: 0.368, SLG: 0.399										4	0	0	0	0	1	5												
José Bautista, R OBP: 0.343, SLG: 0.434										2	1	1	0	1	1	2												
Damaso Marte, L										0	0	0	0	0	0	0												
59 Brian Rogers, L										0	0	0	0	0	0	0												
34 John Grabow, L										0	0	0	0	0	0	0												
10 Rajai Davis, R OBP: 0.231, SLG: 0.250										1	0	0	0	0	1	0												
27 Shane Youman, L OBP: 0.600, SLG: 0.600										2	0	2	1	0	0	0												
44 Josh Sharpless, R										0	0	0	0	0	0	0												
Jose Castillo, R OBP: 0.303, SLG: 0.391										2	0	0	0	0	1	0												
Inning Stats	R: 0 E: 0 K: 1 S: 6	H: 0 LOB: 0 BB: 0 P: 11	R: 0 E: 0 K: 2 S: 12	H: 2 LOB: 2 BB: 0 P: 19	R: 1 E: 0 K: 1 S: 10	H: 2 LOB: 1 BB: 0 P: 14	R: 0 E: 0 K: 0 S: 12	H: 0 LOB: 1 BB: 1 P: 22	R: 1 E: 1 K: 0 S: 20	H: 2 LOB: 3 BB: 2 P: 30	R: 0 E: 0 K: 1 S: 6	H: 0 LOB: 0 BB: 1 P: 10	R: 0 E: 0 K: 1 S: 8	H: 0 LOB: 0 BB: 0 P: 12	R: 0 E: 0 K: 1 S: 10	H: 2 LOB: 2 BB: 0 P: 13	R: 0 E: 0 K: 3 S: 13	H: 1 LOB: 1 BB: 0 P: 22	1B: 7 2B: 2 3B: 0 HR: 0	SF: 0 SAC: 0 DP: 1 HBP: 1	WP: 1 PB: 0 SB: 0 CS: 0	PA: 39						
PITCHER	IP	WLS	BF	H	R	ER	SO	BB	IBB	HBP	BLK	WP	HR	S	P	ERA	WHIP											
58 Chad Billingsley, R ERA: 3.34	(1, 1)	5.0	W	23	6	2	2	4	2	1	1	0	1	0	60	96	3.60	1.600										
Joe Beemel, L ERA: 2.97	(6, 1)	2.0	H	6	0	0	0	2	1	0	0	0	0	0	14	22	0.00	0.500										
51 Jonathan Broxton, R ERA: 2.75	(8, 1)	1.0	H	5	2	0	0	1	0	0	0	0	0	0	10	13	0.00	2.000										
44 Takashi Saito, R ERA: 2.22	(9, 1)	1.0	S	4	1	0	0	3	0	0	0	0	0	0	13	22	0.00	1.000										

Batter	1	2	3	4	5	6	7	8	9	AB	R	H	RBI	BB	SO	LOB	BOTTOM											
15 Rafael Furcal, S OBP: 0.367, SLG: 0.450										3	1	1	0	1	0	0	Pittsburgh Pirates @ Los Angeles Dodgers Dodger Stadium, Los Angeles, CA Thu Sep 21 2006, 7:10 PM PDT Att: 48,567 - Clear - 65 F											
Kenny Lofton, L OBP: 0.358, SLG: 0.392										4	1	1	0	0	1	1												
Olmedo Saenz, R OBP: 0.353, SLG: 0.559										2	1	1	2	1	1	2												
5 Nomar Garciaparra, R OBP: 0.365, SLG: 0.497										0	0	0	0	0	0	0												
51 Jonathan Broxton, R										1	0	0	0	0	0	0												
Wilson Betemit, S OBP: 0.327, SLG: 0.477										0	0	0	0	0	0	0												
12 Jeff Kent, R OBP: 0.378, SLG: 0.482										3	0	1	0	1	0	1												
17 Jason Repko, R OBP: 0.333, SLG: 0.376										0	1	0	0	0	0	0												
J.D. Drew, L OBP: 0.388, SLG: 0.479										2	1	1	1	2	0	0												
55 Russell Martin, R OBP: 0.356, SLG: 0.437										4	0	1	1	0	1	4												
21 Marlon Anderson, L OBP: 0.346, SLG: 0.488										2	0	0	1	1	1	0												
44 Takashi Saito, L										0	0	0	0	0	0	0												
Julio Lugo, R OBP: 0.346, SLG: 0.426										4	0	0	0	0	1	2												
58 Chad Billingsley, R OBP: 0.192, SLG: 0.087										1	0	0	0	0	1	0												
27 Matt Kemp, R OBP: 0.236, SLG: 0.463										1	0	0	0	0	1	0												
7 James Loney, L OBP: 0.320, SLG: 0.461										1	0	0	0	0	1	0												
Inning Stats	R: 2 E: 0 K: 0 S: 14	H: 2 LOB: 1 BB: 1 P: 24	R: 0 E: 0 K: 1 S: 10	H: 0 LOB: 0 BB: 0 P: 11	R: 0 E: 0 K: 0 S: 8	H: 0 LOB: 1 BB: 1 P: 13	R: 0 E: 0 K: 0 S: 10	H: 0 LOB: 1 BB: 1 P: 21	R: 1 E: 0 K: 3 S: 16	H: 1 LOB: 3 BB: 3 P: 36	R: 0 E: 0 K: 2 S: 9	H: 0 LOB: 0 BB: 0 P: 13	R: 0 E: 0 K: 1 S: 6	H: 0 LOB: 0 BB: 0 P: 8	R: 2 E: 0 K: 1 S: 11	H: 3 LOB: 1 BB: 0 P: 14	R: 2 E: 0 K: 1 S: 11	H: 3 LOB: 1 BB: 0 P: 14	1B: 5 2B: 0 3B: 0 HR: 1	SF: 0 SAC: 1 DP: 0 HBP: 0	WP: 1 PB: 0 SB: 0 CS: 0	PA: 35						
PITCHER	IP	WLS	BF	H	R	ER	SO	BB	IBB	HBP	BLK	WP	HR	S	P	ERA	WHIP											
27 Shane Youman, L ERA: 4.97	(1, 1)	4.1	L	20	3	3	3	2	4	0	0	0	0	0	51	85	6.23	1.615										
44 Josh Sharpless, R ERA: 1.93	(5, 1)	0.2		4	0	0	0	2	2	0	0	0	1	0	7	20	0.00	3.000										
Damaso Marte, L ERA: 3.88	(6, 1)	1.2		5	0	0	0	3	0	0	0	0	0	0	13	19	0.00	0.000										
59 Brian Rogers, R ERA: 12.27	(7, 1)	0.1		2	1	1	1	0	0	0	0	0	0	0	5	6	27.00	3.000										
34 John Grabow, L ERA: 4.26	(8, 1)	1.0		4	2	1	1	1	0	0	0	0	0	0	8	10	9.00	2.000										



Batter	1	2	3	4	5	6	7	8	9	AB	R	H	RBI	BB	SO	LOB	TOP										
6 Chris Duffy, L OBP: 0.308, SLG: 0.322	G4-3			K		CS	P5		K	4	0	0	0	0	2	0	Pittsburgh Pirates @ San Diego Padres PETCO Park, San Diego, CA Fri Sep 22 2006, 10:05 PM EDT Att: 40,077 - Partly Cloudy - 67 F										
2 Jack Wilson, R OBP: 0.313, SLG: 0.367	F7			G5-3			L9			3	0	0	0	1	0												
12 Freddy Sanchez, R OBP: 0.379, SLG: 0.475	F7			F9			P4			4	0	0	0	0	1												
Jason Bay, R OBP: 0.393, SLG: 0.536		G6-3			G5-3				K	3	0	0	0	0	1												
Xavier Nady, R OBP: 0.342, SLG: 0.467		L4			P4				G4-3	3	0	0	0	0	0												
26 Ronny Paulino, R OBP: 0.365, SLG: 0.396 Carlos Maldonado, R OBP: 0.300, SLG: 0.222		F9			G5-3				K	3	0	0	0	0	1												
41 Ryan Doumit, S OBP: 0.311, SLG: 0.391				P6			F8		L9	3	0	0	0	0	0												
José Bautista, R OBP: 0.343, SLG: 0.432				K			F9			2	1	0	0	1	1												
24 Tom Gorzelanny, R 10 Rajai Davis, R 59 Brian Rogers, R 36 Juan Pablo Perez, R 54 Jonah Bayliss, R Joe Randa, R				K						1	0	0	0	0	1												
										1	1	2	0	0	0												
Inning Stats	R: 0 E: 0 K: 0 S: 5	H: 0 LOB: 0 BB: 0 P: 6	R: 0 E: 0 K: 0 S: 6	H: 0 LOB: 0 BB: 0 P: 10	R: 0 E: 0 K: 2 S: 8	H: 0 LOB: 0 BB: 0 P: 11	R: 0 E: 0 K: 1 S: 8	H: 0 LOB: 0 BB: 0 P: 11	R: 0 E: 0 K: 0 S: 4	H: 0 LOB: 0 BB: 0 P: 7	R: 0 E: 0 K: 0 S: 6	H: 0 LOB: 0 BB: 1 P: 13	R: 0 E: 0 K: 2 S: 11	H: 0 LOB: 0 BB: 0 P: 9	R: 0 E: 0 K: 2 S: 11	H: 0 LOB: 0 BB: 0 P: 15	R: 2 E: 0 K: 2 S: 18	H: 1 LOB: 1 BB: 2 P: 30	1B: 0 2B: 0 3B: 0 HR: 1	SF: 0 SAC: 0 DP: 0 HBP: 0	WP: 0 PB: 0 SB: 0 CS: 1	PA: 31					
PITCHER	IP	WLS	BF	H	R	ER	SO	BB	IBB	HBP	BLK	WP	HR	S	P	ERA	WHIP										
32 Chris Young, R ERA: 3.55	8.2	W	29	1	2	2	6	3	0	0	0	0	1	69	107	2.08	0.462										
43 Cla Meredith, R ERA: 0.79	0.1		1	0	0	0	1	0	0	0	0	0	0	5	5	0.00	0.000										

Batter	1	2	3	4	5	6	7	8	9	AB	R	H	RBI	BB	SO	LOB	BOTTOM										
Josh Barfield, R OBP: 0.322, SLG: 0.428	24 1B SF8	G5-3		G1-3		F8		G5-3		5	1	1	0	0	0	3	Pittsburgh Pirates @ San Diego Padres PETCO Park, San Diego, CA Fri Sep 22 2006, 10:05 PM EDT Att: 40,077 - Partly Cloudy - 67 F										
24 Brian Giles, L OBP: 0.377, SLG: 0.396	SF8 1B		G3-1	G6-3			F8			4	0	1	0	0	0												
Mike Cameron, R OBP: 0.353, SLG: 0.482	SF8					F9				2	1	0	1	1	1												
Mike Piazza, R OBP: 0.341, SLG: 0.505	G5-3		F9							4	1	2	0	0	2												
23 Adrián González, L OBP: 0.355, SLG: 0.504	F8									4	2	2	3	0	2												
Ben Johnson, R OBP: 0.336, SLG: 0.436										3	0	2	1	1	1												
Todd Walker, L ERA: 3.79 Geoff Blum, S OBP: 0.289, SLG: 0.376										3	1	1	1	0	2												
Manny Alexander, R OBP: 0.226, SLG: 0.310										4	0	1	0	0	1												
32 Chris Young, R OBP: 0.135, SLG: 0.212 43 Cla Meredith, R										3	0	0	0	0	1												
										0	0	0	0	0	0												
Inning Stats	R: 1 E: 0 K: 0 S: 13	H: 2 LOB: 1 BB: 0 P: 19	R: 0 E: 1 K: 0 S: 10	H: 1 LOB: 2 BB: 0 P: 15	R: 2 E: 2 K: 0 S: 17	H: 1 LOB: 2 BB: 2 P: 27	R: 0 E: 0 K: 1 S: 11	H: 0 LOB: 0 BB: 0 P: 17	R: 0 E: 0 K: 0 S: 9	H: 1 LOB: 0 BB: 0 P: 14	R: 1 E: 0 K: 1 S: 12	H: 2 LOB: 1 BB: 0 P: 15	R: 2 E: 0 K: 2 S: 15	H: 3 LOB: 1 BB: 0 P: 20	R: 0 E: 0 K: 1 S: 5	H: 0 LOB: 0 BB: 0 P: 8	1B: 6 2B: 0 3B: 2 HR: 2	SF: 1 SAC: 1 DP: 1 HBP: 0	WP: 0 PB: 0 SB: 0 CS: 0	PA: 37							
PITCHER	IP	WLS	BF	H	R	ER	SO	BB	IBB	HBP	BLK	WP	HR	S	P	ERA	WHIP										
24 Tom Gorzelanny, L ERA: 3.79 59 Brian Rogers, R ERA: 11.81 36 Juan Pablo Perez, L ERA: 13.5 54 Jonah Bayliss, R ERA: 4.82	5.0	L	23	5	3	3	1	2	0	0	0	0	1	19	24	10.80	1.800										
	1.2		8	3	2	2	2	0	0	0	0	0	0	8	11	27.00	6.000										
	0.1		3	2	1	1	1	0	0	0	0	0	0	5	8	0.00	0.000										
	1.0		3	0	0	0	1	0	0	0	0	0	0	5	8	0.00	0.000										

Batter	1	2	3	4	5	6	7	8	9	AB	R	H	RBI	BB	SO	LOB	TOP			
6 Chris Duffy, L (1, 8) OBP: 0.311, SLG: 0.324	1-1 12 G1-6-3 1B		0-3 K		2-1 L9			0-0 E1 1B		4	1	2	0	0	1	0	Pittsburgh Pirates @ San Diego Padres PETCO Park, San Diego, CA Sat Sep 23 2006, 10:05 PM EDT Att. 43,168 - Clear - 69 F			
2 Jack Wilson, R (1, 6) OBP: 0.313, SLG: 0.365	SAFE 1-2 12 G1-6-3 BB		0-0 G5-3		2-3 K			2-3 K		3	0	0	0	1	2	1				
12 Freddy Sanchez, R (1, 5) OBP: 0.377, SLG: 0.472	2-2 G1-6-3		0-1 G5-3		0-2 F9			0-0 G4-3		4	0	0	0	0	0	3				
Xavier Nady, R (1, 9) OBP: 0.341, SLG: 0.465	0-0 1B		1-3 K		0-3 K			1-1 F8		4	0	1	1	0	2	0				
26 Ronny Paulino, R (1, 2) OBP: 0.364, SLG: 0.395	3-H 1B		1-2 41 1B		1-3 K			1-2 G4-3		4	0	1	0	0	2	1				
41 Ryan Doumit, S (1, 3) OBP: 0.310, SLG: 0.386		3-2 F8		0-0 1B			2-1 F9		2-3 K	4	0	1	0	0	1	0				
José Bautista, R (1, 7) OBP: 0.341, SLG: 0.428		1-3 K		1-2 F9			0-3 K			3	0	0	0	0	2	2				
Jose Castillo, R (1, 4) OBP: 0.303, SLG: 0.391		0-1 1B		1-2 G4-3			2-2 G1-4-3			3	0	1	0	0	0	2				
57 Zach Duke, L (1, 1) OBP: 0.209, SLG: 0.242		1-3 K			0-2 K			1-0 F7		2	0	0	0	0	2	1				
55 Matt Capps, R (7, 1) 34 John Grabow, L (7, 1) Joe Randa, R (8, PH) Damaso Marte, L (8, 1)										0	0	0	0	0	0	0				
Inning Stats	R: 1 E: 0 K: 1 S: 15	H: 2 LOB: 1 BB: 1 P: 22	R: 0 E: 0 K: 2 S: 14	H: 1 LOB: 1 BB: 0 P: 19	R: 0 E: 0 K: 1 S: 6	H: 0 LOB: 0 BB: 0 P: 6	R: 0 E: 0 K: 1 S: 15	H: 2 LOB: 2 BB: 0 P: 19	R: 0 E: 0 K: 2 S: 8	H: 0 LOB: 0 BB: 0 P: 12	R: 0 E: 0 K: 1 S: 9	H: 0 LOB: 0 BB: 0 P: 13	R: 0 E: 1 K: 1 S: 6	H: 1 LOB: 1 BB: 0 P: 9	R: 0 E: 0 K: 1 S: 8	H: 0 LOB: 0 BB: 0 P: 12	1B: 6 2B: 0 3B: 0 HR: 0	SF: 0 SAC: 0 DP: 1 HBP: 0	WP: 0 PB: 0 SB: 1 CS: 0	PA: 33
PITCHER	IP WLS BF H R ER SO BB IBB HBP BLK WP HR S P ERA WHIP																			
44 Jake Peavy, R (1, 1) ERA: 4.13	8.0 W 30 6 1 1 11 1 0 0 0 0 0 84 112 1.12 0.875																			
Trevor Hoffman, R (9, 1) ERA: 1.98	1.0 S 3 0 0 0 1 0 0 0 0 0 0 8 12 0.00 0.000																			

Batter	1	2	3	4	5	6	7	8	9	AB	R	H	RBI	BB	SO	LOB	BOTTOM			
Josh Barfield, R (1, 4) OBP: 0.324, SLG: 0.435	1-1 G6-3		0-0 1B		0-0 G5-3		2-2 HR			4	1	2	1	0	0	0	Pittsburgh Pirates @ San Diego Padres PETCO Park, San Diego, CA Sat Sep 23 2006, 10:05 PM EDT Att. 43,168 - Clear - 69 F			
24 Brian Giles, L (1, 9) OBP: 0.377, SLG: 0.395	0-1 G1-3		1-0 F8		2-0 2B 1B		0-1 G1-3			4	1	1	0	0	0	2				
Mike Cameron, R (1, 8) OBP: 0.356, SLG: 0.485	1-2 F7		1-0 1B		1-0 2B		4-0 2B BB			3	0	2	1	1	0	0				
Mike Piazza, R (1, 2) OBP: 0.338, SLG: 0.500		0-1 G6-3		0-0 F9		1-1 P4		1-0 F9		4	0	0	0	0	0	5				
Rob Bowen, S (8, 2) OBP: 0.320, SLG: 0.348										0	0	0	0	0	0	0				
23 Adrián González, L (1, 3) OBP: 0.356, SLG: 0.505		3-1 2B		4-1 BB		1-2 F7		2-3 K		3	0	1	0	1	1	1				
Ben Johnson, R (1, 7) OBP: 0.333, SLG: 0.425		0-3 K		0-0 P5		4-0 FC4-6 BB		2-3 K		3	0	0	0	1	2	2				
Todd Walker, L (1, 5) OBP: 0.359, SLG: 0.404		3-2 G4-3		2-3 K		1-0 FC4-6		0-3 K		3	0	0	0	0	1	3				
Geoff Blum, S (8, 5)										1	0	0	0	0	1	0				
Manny Alexander, R (1, 6) OBP: 0.229, SLG: 0.281										3	0	0	0	1	1	1				
44 Jake Peavy, R (1, 1) OBP: 0.186, SLG: 0.328			4-2 1B 1B BB		0-3 K		0-0 FC6-4 IBB			2	0	0	0	1	1	2				
Trevor Hoffman, R (9, 1) ERA: 3.81										0	0	0	0	0	0	0				
Inning Stats	R: 0 E: 0 K: 0 S: 7	H: 0 LOB: 0 BB: 0 P: 9	R: 0 E: 0 K: 1 S: 11	H: 1 LOB: 1 BB: 0 P: 17	R: 0 E: 0 K: 1 S: 9	H: 2 LOB: 3 BB: 1 P: 17	R: 0 E: 0 K: 1 S: 7	H: 0 LOB: 1 BB: 1 P: 13	R: 1 E: 0 K: 1 S: 8	H: 2 LOB: 1 BB: 0 P: 12	R: 0 E: 1 K: 0 S: 7	H: 0 LOB: 2 BB: 2 P: 17	R: 1 E: 0 K: 1 S: 9	H: 1 LOB: 1 BB: 1 P: 18	R: 0 E: 0 K: 2 S: 9	H: 0 LOB: 0 BB: 0 P: 11	1B: 3 2B: 2 3B: 0 HR: 1	SF: 0 SAC: 0 DP: 0 HBP: 0	WP: 0 PB: 0 SB: 1 CS: 0	PA: 35
PITCHER	IP WLS BF H R ER SO BB IBB HBP BLK WP HR S P ERA WHIP																			
57 Zach Duke, L (1, 1) ERA: 4.44	6.1 L 30 6 2 2 4 4 0 0 0 0 0 1 2 0.00 0.000																			
55 Matt Capps, R (7, 1) ERA: 3.92	0.1 1 0 0 0 0 0 0 0 0 0 0 1 2 0.00 0.000																			
34 John Grabow, L (7, 1) ERA: 4.24	0.1 1 0 0 0 1 0 0 0 0 0 0 3 5 0.00 0.000																			
Damaso Marte, L (8, 1)	1.0 3 0 0 0 2 0 0 0 0 0 0 9 11 0.00 0.000																			


Batter	1	2	3	4	5	6	7	8	9	AB	R	H	RBI	BB	SO	LOB	TOP					
6 Chris Duffy, L (1, 8) OBP: 0.313, SLG: 0.326			G4-3				FC6-4			4	1	2	0	0	0	1	Pittsburgh Pirates @ San Diego Padres PETCO Park, San Diego, CA Sun Sep 24 2006, 4:05 PM EDT Att: 41,932 - Sunny - 70 F					
2 Jack Wilson, R (1, 6) OBP: 0.312, SLG: 0.364			L7				G5-3			4	0	1	0	0	0	1						
Jason Bay, R (1, 7) OBP: 0.390, SLG: 0.532			K				G5-3			4	0	0	0	0	2	3						
Xavier Nady, R (1, 9) OBP: 0.338, SLG: 0.460				P2			K			4	0	0	0	0	2	2						
41 Ryan Doumit, S (1, 3) OBP: 0.314, SLG: 0.390				1B G6-3			K			4	0	2	1	0	2	0						
Jose Bautista, R (1, 5) OBP: 0.340, SLG: 0.426				G6-3			L9			4	0	1	0	0	1	1						
Jose Castillo, R (1, 4) 12 Freddy Sanchez, R (9, PH) OBP: 0.376, SLG: 0.471							G4-3			3	0	1	0	0	1	1						
Carlos Maldonado, R (1, 2) OBP: 0.231, SLG: 0.167							K			3	0	0	0	0	3	3						
39 Marty McLeary, R (1, 1) 36 Juan Pablo Perez, R (6, 1) 44 Josh Sharpless, R (6, 1) Jeromy Burnitz, L (7, PH) 54 Jonah Bayliss, R (7, 1) Damaso Marte, L (7, 1) 16 Salomon Torres, R (8, 1)										2	0	0	0	0	0	0						
										0	0	0	0	0	0	0						
Inning Stats	R: 1 E: 0 K: 2 S: 16	H: 3 LOB: 1 BB: 0 P: 27	R: 0 E: 0 K: 2 S: 12	H: 1 LOB: 1 BB: 0 P: 16	R: 0 E: 0 K: 1 S: 7	H: 0 LOB: 0 BB: 0 P: 9	R: 0 E: 0 K: 1 S: 12	H: 2 LOB: 2 BB: 0 P: 23	R: 0 E: 0 K: 1 S: 7	H: 1 LOB: 1 BB: 0 P: 11	R: 0 E: 0 K: 2 S: 10	H: 0 LOB: 0 BB: 0 P: 15	R: 0 E: 0 K: 1 S: 9	H: 0 LOB: 1 BB: 0 P: 14	R: 0 E: 0 K: 0 S: 7	H: 0 LOB: 0 BB: 0 P: 10	R: 0 E: 0 K: 2 S: 10	H: 0 LOB: 0 BB: 0 P: 14	1B: 7 2B: 0 3B: 0 HR: 0	SF: 0 SAC: 0 DP: 0 HBP: 1	WP: 0 PB: 0 SB: 0 CS: 0	PA: 35
PITCHER	IP WLS BF H R ER SO BB IBB HBP BLK WP HR S P ERA WHIP																					
52 Clay Hensley, R (1, 1) ERA: 3.73	6.0 W 24 7 1 1 9 0 0 0 0 0 0 64 101 1.50 1.167																					
43 Cia Meredith, R (7, 1) ERA: 0.79	2.0 H 7 0 0 0 1 0 0 1 0 0 0 16 24 0.00 0.000																					
Trevor Hoffman, R (9, 1) ERA: 1.95	1.0 S 3 0 0 0 2 0 0 0 0 0 0 10 14 0.00 0.000																					

Batter	1	2	3	4	5	6	7	8	9	AB	R	H	RBI	BB	SO	LOB	BOTTOM			
Dave Roberts, L (1, 7) OBP: 0.360, SLG: 0.397			F8				FC3-6			3	0	0	0	1	1	1	Pittsburgh Pirates @ San Diego Padres PETCO Park, San Diego, CA Sun Sep 24 2006, 4:05 PM EDT Att: 41,932 - Sunny - 70 F			
24 Brian Giles, L (1, 9) OBP: 0.374, SLG: 0.392			G3				F8			4	0	0	0	0	0	3				
23 Adrián González, L (1, 3) OBP: 0.354, SLG: 0.501			P6				F9			4	0	0	0	0	1	1				
28 Josh Bard, S (1, 2) OBP: 0.398, SLG: 0.508							G3-1			3	1	2	1	1	0	0				
34 Russell Bryanan, L (1, 5) Manny Alexander, R (6, PR) OBP: 0.222, SLG: 0.273										1	1	1	1	1	0	0				
Mike Cameron, R (1, 8) OBP: 0.357, SLG: 0.484							HR			1	0	0	0	0	0	1				
Geoff Blum, S (1, 6) OBP: 0.287, SLG: 0.372							L7			3	0	1	0	1	0	1				
Josh Barfield, R (1, 4) OBP: 0.324, SLG: 0.434							L9			4	0	1	0	0	1	6				
52 Clay Hensley, R (1, 1) ERA: 3.38							P2			3	0	1	0	0	0	4				
43 Cia Meredith, R (7, 1) Trevor Hoffman, R (9, 1)							F7			2	0	1	0	0	0	3				
Inning Stats	R: 0 E: 0 K: 1 S: 10	H: 0 LOB: 0 BB: 0 P: 15	R: 0 E: 0 K: 0 S: 7	H: 1 LOB: 3 BB: 2 P: 17	R: 0 E: 0 K: 0 S: 9	H: 0 LOB: 0 BB: 0 P: 12	R: 1 E: 0 K: 0 S: 14	H: 2 LOB: 1 BB: 0 P: 18	R: 0 E: 0 K: 0 S: 7	H: 1 LOB: 1 BB: 0 P: 11	R: 1 E: 0 K: 0 S: 6	H: 1 LOB: 1 BB: 0 P: 11	R: 0 E: 0 K: 0 S: 5	H: 1 LOB: 1 BB: 1 P: 12	R: 0 E: 0 K: 2 S: 12	H: 1 LOB: 2 BB: 1 P: 19	1B: 5 2B: 0 3B: 0 HR: 2	SF: 0 SAC: 1 DP: 1 HBP: 1	WP: 0 PB: 0 SB: 2 CS: 1	PA: 34
PITCHER	IP WLS BF H R ER SO BB IBB HBP BLK WP HR S P ERA WHIP																			
39 Marty McLeary, R (1, 1) ERA: 20.25	5.0 21 4 1 1 1 0 2 0 0 0 0 47 73 1.80 1.200																			
44 Josh Sharpless, R (6, 1) ERA: 1.74	1.0 2 0 0 0 0 0 0 0 0 0 0 5 7 0.00 0.000																			
54 Jonah Bayliss, R (7, 1) ERA: 4.66	0.1 3 1 0 0 0 1 0 0 0 0 0 4 11 6.000 6.000																			
Damaso Marte, L (7, 1) ERA: 3.75	1.0 3 1 0 0 1 0 0 0 0 0 0 6 9 0.00 1.000																			

Batter	1	2	3	4	5	6	7	8	9	AB	R	H	RBI	BB	SO	LOB	TOP								
Willy Taveras, R OBP: 0.333, SLG: 0.341	G6-3	G5-3		G5-3		G3 CS 1B		17 1B		5	1	2	0	0	0	0									
Mike Lamb, L OBP: 0.367, SLG: 0.484	17 FC3 1B		17 WP G3 1B		1B SF8 BB	G3		17 1B		2	3	1	0	3	0	1									
17 Lance Berkman, S OBP: 0.419, SLG: 0.622	FC3 1B		G3		K					4	1	1	1	1	1	3									
Luke Scott, L OBP: 0.449, SLG: 0.675	1B G6-3 1B		K		SF8 28 1B			F9		5	2	2	1	0	2	5									
Aubrey Huff, L OBP: 0.340, SLG: 0.465 64 Fernando Nieve, R OBP: 0.222, SLG: 0.125	1B		1B		28 1B		G3	G4-3		4	0	2	1	1	0	2									
Craig Biggio, R OBP: 0.303, SLG: 0.420 4 Eric Bruntlett, R OBP: 0.346, SLG: 0.345	G6-3		1B		SF8		G6-3		L7	4	0	1	3	0	0	1									
28 Adam Everett, R OBP: 0.291, SLG: 0.354	P4		P6		FC6-4 1B				K	5	0	2	1	0	1	3									
Brad Ausmus, R OBP: 0.306, SLG: 0.286				G1-3	FC6-4 1B		F8			5	0	1	0	0	1	3									
Andy Pettitte, L OBP: 0.217, SLG: 0.305 Russ Springer, R OBP: 0.394, SLG: 0.466	F7		G6-3		G6-3		F7		F8	3	0	0	0	0	0	0									
Morgan Ensberg, R OBP: 0.394, SLG: 0.466									P6	0	0	0	0	0	0	0									
										2	0	0	0	0	0	1									
Inning Stats	R: 3 E: 1 K: 0 S: 14	H: 2 LOB: 1 BB: 1 P: 21	R: 0 E: 0 K: 1 S: 11	H: 0 LOB: 0 BB: 0 P: 15	R: 1 E: 0 K: 1 S: 14	H: 2 LOB: 2 BB: 1 P: 27	R: 0 E: 0 K: 0 S: 7	H: 0 LOB: 0 BB: 0 P: 12	R: 2 E: 0 K: 1 S: 11	H: 3 LOB: 2 BB: 1 P: 20	R: 0 E: 0 K: 1 S: 11	H: 1 LOB: 2 BB: 1 P: 20	R: 0 E: 0 K: 0 S: 9	H: 1 LOB: 1 BB: 0 P: 10	R: 1 E: 0 K: 0 S: 13	H: 2 LOB: 2 BB: 1 P: 24	R: 0 E: 0 K: 1 S: 10	H: 1 LOB: 1 BB: 0 P: 12	1B: 12 2B: 0 3B: 0 HR: 0	SF: 1 SAC: 0 DP: 0 HBP: 0	WP: 1 PB: 0 SB: 1 CS: 1	PA: 45			
PITCHER	IP	WLS	BF	H	R	ER	SO	BB	IBB	HBP	BLK	WP	HR	S	P	ERA	WHIP								
45 Ian Snell, R ERA: 4.74	5.0	L	26	7	6	4	3	2	1	0	0	1	0	57	95	7.20	1.800								
Damaso Marte, L ERA: 3.7	0.2		4	1	0	0	0	1	0	0	0	0	0	8	15	0.00	3.000								
36 Juan Pablo Perez, L ERA: 13.5	0.2		2	0	0	0	1	0	0	0	0	0	0	5	8	0.00	0.000								
59 Brian Rogers, R ERA: 10.5	0.2		3	1	0	0	0	0	0	0	0	0	0	7	7	0.00	1.500								
54 Jonah Bayliss, R ERA: 4.63	2.0		10	3	1	1	1	1	0	0	0	0	0	23	36	4.50	2.000								

Houston Astros @ Pittsburgh Pirates
PNC Park, Pittsburgh, PA
Tue Sep 26 2006, 7:05 PM EDT
Att: 17,141 - Partly Cloudy - 66 F


AB 39
R 7
H 12
RBI 7
BB 5
SO 5
LOB 19



Batter	1	2	3	4	5	6	7	8	9	AB	R	H	RBI	BB	SO	LOB	BOTTOM								
6 Chris Duffy, L OBP: 0.312, SLG: 0.324	F9		G2-3		G4-3		HBP 12 1B		G6-3	5	0	1	0	0	0	0									
2 Jack Wilson, R OBP: 0.311, SLG: 0.365	G4-3		F9		B2		P6		12 2B	5	1	1	0	0	0	1									
12 Freddy Sanchez, R OBP: 0.380, SLG: 0.476	G5-3		1B		2B		HBP 1B		2B	5	0	4	1	0	0	0									
Jason Bay, R OBP: 0.393, SLG: 0.538		HR	FC5-4 1B		BB		HBP		G5-3	3	1	2	1	1	0	1									
Xavier Nady, R OBP: 0.336, SLG: 0.457 41 Ryan Doumit, S OBP: 0.313, SLG: 0.387 54 Jonah Bayliss, R OBP: 0.290, SLG: 0.423	G5-3		FC5-4		L9		P5		G3-1	3	0	0	0	0	0	4									
26 Ronny Paulino, R OBP: 0.386, SLG: 0.398	HR 2B				G4-3		G5-4-3 1B		G5-3	4	1	2	0	0	0	0									
José Bautista, R OBP: 0.342, SLG: 0.435	HR		45 FC4 1B		K		K		K	4	1	2	2	0	2	1									
Jose Castillo, R OBP: 0.303, SLG: 0.388	G6-3		P6		P6		G5-4-3			3	0	0	0	1	0	2									
45 Ian Snell, R ERA: 4.74 Damaso Marte, L ERA: 3.7 36 Juan Pablo Perez, R ERA: 13.5 59 Brian Rogers, R ERA: 10.5 Joe Randa, R OBP: 0.306, SLG: 0.383	K		FC4				G4-3		K	2	0	0	0	0	1	1									
										0	0	0	0	0	0	0									
										0	0	0	0	0	0	0									
										2	0	0	0	0	1	1									
Inning Stats	R: 0 E: 0 K: 0 S: 7	H: 3 LOB: 0 BB: 0 P: 10	R: 3 E: 0 K: 1 S: 10	H: 3 LOB: 0 BB: 0 P: 16	R: 0 E: 0 K: 0 S: 10	H: 2 LOB: 2 BB: 0 P: 19	R: 0 E: 0 K: 0 S: 7	H: 1 LOB: 1 BB: 0 P: 13	R: 0 E: 0 K: 0 S: 10	H: 1 LOB: 2 BB: 1 P: 17	R: 0 E: 0 K: 1 S: 6	H: 1 LOB: 3 BB: 0 P: 9	R: 0 E: 0 K: 0 S: 17	H: 2 LOB: 3 BB: 0 P: 26	R: 0 E: 0 K: 2 S: 15	H: 0 LOB: 1 BB: 1 P: 23	R: 1 E: 0 K: 0 S: 9	H: 2 LOB: 1 BB: 0 P: 11	1B: 6 2B: 4 3B: 0 HR: 2	SF: 0 SAC: 0 DP: 1 HBP: 1	WP: 0 PB: 0 SB: 0 CS: 0	PA: 41			
PITCHER	IP	WLS	BF	H	R	ER	SO	BB	IBB	HBP	BLK	WP	HR	S	P	ERA	WHIP								
Andy Pettitte, L ERA: 4.3	6.2	W	30	10	3	3	2	1	0	0	0	0	0	59	96	4.05	1.650								
Russ Springer, R ERA: 3.59	0.1	H	2	0	0	0	0	0	0	1	0	0	0	8	14	0.00	0.000								
64 Fernando Nieve, R ERA: 4.13	2.0		9	2	1	1	2	1	0	0	0	0	0	24	34	4.50	1.500								

Houston Astros @ Pittsburgh Pirates
PNC Park, Pittsburgh, PA
Tue Sep 26 2006, 7:05 PM EDT
Att: 17,141 - Partly Cloudy - 66 F

AB 38
R 4
H 12
RBI 4
BB 2
SO 4
LOB 15



Batter	1	2	3	4	5	6	7	8	9	AB	R	H	RBI	BB	SO	LOB	TOP								
Willy Taveras, R OBP: 0.332, SLG: 0.338 (1, 8)	G4-3			G5-3	FC1-2 BB		G4-3			4	0	0	0	0	0	4	Houston Astros @ Pittsburgh Pirates PNC Park, Pittsburgh, PA Thu Sep 28 2006, 12:35 PM EDT Att: 12,671 - Drizzlie - 57 F								
Morgan Ensberg, R OBP: 0.396, SLG: 0.464 (1, 5)	F7			G1-3	17 FC6-4 BB			G6-3 17 HBP		2	0	0	1	1	0	0									
17 Lance Berkman, S OBP: 0.419, SLG: 0.622 (1, 3)	P3			K	FC6-4			G6-3 1-2		4	0	0	0	0	1	4									
Luke Scott, L OBP: 0.436, SLG: 0.650 (1, 7)		G3			K	G2-3		F7		4	0	0	0	0	1	0									
2 Chris Burke, R OBP: 0.345, SLG: 0.414 (1, 4)		G5-3			16 1B 28 1B	B1			P4	4	1	1	0	0	0	0									
16 Jason Lane, R OBP: 0.322, SLG: 0.398 Aubrey Huff, L OBP: 0.342, SLG: 0.466 Charlton Jimerson, R OBP: 0.333, SLG: 0.833 (1, 9) (9, PH) (9, PR)		F9			28 1B 44 BB	P3			S BB	3	1	1	0	0	0	0									
28 Adam Everett, R OBP: 0.289, SLG: 0.352 (1, 6)				G6-3	44 BB HBP FC1-2 1B		F7	F9		4	0	1	1	0	0	1									
Brad Ausmus, R OBP: 0.306, SLG: 0.283 (1, 2)				G1-3	44 BB HBP FC1-2 BB		44 SH1-4 BB	F9		2	1	0	0	1	0	1									
44 Roy Oswalt, R OBP: 0.200, SLG: 0.212 Trever Miller, R (8, 1) Chad Qualls, R (8, 1) 54 Brad Lidge, R (9, 1)				F8	BB FC1-2 BB		SH1-4			1	0	0	1	1	0	0									
Inning Stats	R: 0 H: 0 E: 0 K: 0 S: 8	H: 0 LOB: 0 BB: 0 P: 13	R: 0 H: 0 E: 0 K: 0 S: 4	H: 0 LOB: 0 BB: 0 P: 6	R: 0 H: 0 E: 0 K: 0 S: 7	H: 0 LOB: 0 BB: 0 P: 12	R: 0 H: 0 E: 0 K: 1 S: 8	H: 0 LOB: 0 BB: 0 P: 15	R: 3 H: 3 E: 0 K: 1 S: 18	H: 3 LOB: 3 BB: 2 P: 33	R: 0 H: 0 E: 0 K: 0 S: 7	H: 0 LOB: 0 BB: 0 P: 7	R: 0 H: 0 E: 0 K: 0 S: 11	H: 0 LOB: 1 BB: 1 P: 18	R: 0 H: 0 E: 0 K: 0 S: 7	H: 0 LOB: 0 BB: 0 P: 10		R: 0 H: 0 E: 0 K: 0 S: 8	H: 0 LOB: 2 BB: 1 P: 18	1B: 3 2B: 0 3B: 0 HR: 0	SF: 0 SAC: 1 DP: 1 HBP: 2	WP: 0 PB: 0 SB: 1 CS: 0	PA: 35		
PITCHER	IP	WLS	BF	H	R	ER	SO	BB	IBB	HBP	BLK	WP	HR	S	P	ERA	WHIP								
24 Tom Gorzelanny, L ERA: 3.79 36 Juan Pablo Perez, L ERA: 9.0 44 Josh Sharpless, R ERA: 1.5	7.0	L	28	3	3	3	2	3	0	1	0	0	0	63	104	3.86	0.857								
	1.0		3	0	0	0	0	0	0	1	0	0	0	7	10	0.00	0.000								
	1.0		4	0	0	0	0	1	0	0	0	0	0	8	18	0.00	1.000								

AB 28
R 3
H 3
RBI 3
BB 4
SO 2
LOB 10



Batter	1	2	3	4	5	6	7	8	9	AB	R	H	RBI	BB	SO	LOB	BOTTOM								
6 Chris Duffy, L OBP: 0.313, SLG: 0.327 (1, 8)	K		K			B1-3		K		4	0	0	0	0	3	0	Houston Astros @ Pittsburgh Pirates PNC Park, Pittsburgh, PA Thu Sep 28 2006, 12:35 PM EDT Att: 12,671 - Drizzlie - 57 F								
2 Jack Wilson, R OBP: 0.316, SLG: 0.373 (1, 6)	G6-3 12 2B		12 FC5-4 BB			1B		12 G5-4-3 1B		3	0	3	0	1	0	0									
12 Freddy Sanchez, R OBP: 0.379, SLG: 0.475 (1, 5)	G6-3		FC5-4 1-2			P6		G5-4-3 1-2		4	0	0	0	0	0	4									
Jason Bay, R OBP: 0.396, SLG: 0.536 (1, 7)				41 G4-6-3 1B		41 HBP 1B		F8		3	0	2	0	1	0	0									
41 Ryan Doumit, S OBP: 0.321, SLG: 0.401 (1, 3)	K		G4-6-3 1-2			HBP		G6-3		3	0	0	0	0	1	3									
Xavier Nady, R OBP: 0.333, SLG: 0.451 (1, 9)		G1-3		L9		G6-3		K		4	0	0	0	0	1	3									
Jose Castillo, R OBP: 0.300, SLG: 0.384 (1, 4)		G6-3				G3		F8		3	0	0	0	0	0	0									
Carlos Maldonado, R OBP: 0.188, SLG: 0.133 (1, 2)		F9				K		G5-3		3	0	0	0	0	1	0									
24 Tom Gorzelanny, R ERA: 2.98 Trever Miller, L ERA: 2.94 Chad Qualls, R ERA: 3.8 54 Brad Lidge, R ERA: 5.28 (1, 1) (7, PH) (8, 1) (9, 1)				K		K		F8		2	0	0	0	0	2	0									
										1	0	0	0	0	0	0									
										0	0	0	0	0	0	0									
										0	0	0	0	0	0	0									
Inning Stats	R: 0 H: 1 E: 0 K: 2 S: 10	H: 0 LOB: 2 BB: 1 P: 19	R: 0 H: 0 E: 0 K: 0 S: 5	H: 0 LOB: 0 BB: 0 P: 8	R: 0 H: 0 E: 0 K: 2 S: 7	H: 0 LOB: 1 BB: 1 P: 15	R: 0 H: 1 E: 0 K: 0 S: 5	H: 1 LOB: 0 BB: 0 P: 9	R: 0 H: 2 E: 0 K: 0 S: 17	H: 2 LOB: 3 BB: 0 P: 22	R: 0 H: 0 E: 0 K: 0 S: 6	H: 0 LOB: 0 BB: 0 P: 11	R: 0 H: 1 E: 0 K: 1 S: 5	H: 1 LOB: 0 BB: 0 P: 6	R: 0 H: 0 E: 0 K: 1 S: 9	H: 0 LOB: 0 BB: 0 P: 13	1B: 4 2B: 1 3B: 0 HR: 0	SF: 0 SAC: 0 DP: 2 HBP: 1	WP: 0 PB: 0 SB: 0 CS: 0	PA: 33					
PITCHER	IP	WLS	BF	H	R	ER	SO	BB	IBB	HBP	BLK	WP	HR	S	P	ERA	WHIP								
44 Roy Oswalt, R ERA: 2.98 Trever Miller, L ERA: 2.94 Chad Qualls, R ERA: 3.8 54 Brad Lidge, R ERA: 5.28	7.0	W	27	4	0	0	6	2	0	1	0	0	0	60	98	0.00	0.857								
	0.1	H	1	0	0	0	1	0	0	0	0	0	0	3	3	0.00	0.000								
	0.2	H	2	1	0	0	0	0	0	0	0	0	0	2	3	0.00	1.500								
	1.0	S	3	0	0	0	1	0	0	0	0	0	0	9	13	0.00	0.000								

AB 30
R 0
H 5
RBI 0
BB 2
SO 8
LOB 10



Batter	1	2	3	4	5	6	7	8	9	AB	R	H	RBI	BB	SO	LOB	TOP				
27 Chris Denorfia, R (1, 8) OBP: 0.360, SLG: 0.363	2-3 K			0-0 1B		4-1 12 1B BB		0-0 F9		3	0	1	0	1	1	0	Cincinnati Reds @ Pittsburgh Pirates PNC Park, Pittsburgh, PA Sat Sep 30 2006, 7:05 PM EDT Att: 35,514 - Cloudy - 57 F				
Scott Hatteberg, L (1, 3) OBP: 0.389, SLG: 0.436	2-1 L7		1-2 G2-6-3		0-0 L8		3-2 1B		4	0	1	0	0	0	2						
12 Edwin Encarnación, R (1, 5) OBP: 0.362, SLG: 0.476	3-1 P4		2-2 1B		0-0 1B		1-3 K		4	0	2	0	0	1	1						
Adam Dunn, L (1, 7)		2-2 P4		4-2 26 FC6-4 BB		1-2 G3		0-0 F7		3	0	0	0	1	0	2					
26 David Ross, R (1, 2) OBP: 0.391, SLG: 0.584	2-3 K		1-2 FC6-4				0-0 G4-6-3 1B		3-3 K	4	0	1	0	0	2	2					
Todd Hollandsworth, L (1, 9) OBP: 0.275, SLG: 0.429	0-1 G5-3				0-2 P6		2-2 G4-6-3		0-3 K	4	0	0	0	0	1	1					
9 Juan Castro, R (1, 6) OBP: 0.286, SLG: 0.356			2-2 F9		1-2 G6-3		2-2 1B			3	0	1	0	0	0	0					
Ray Olmedo, S (1, 4) OBP: 0.267, SLG: 0.317			1-2 G3		3-1 F7		1-0 F8			3	0	0	0	0	0	1					
61 Bronson Arroyo, R (1, 1) OBP: 0.143, SLG: 0.222			2-3 K		0-0 B1-3			0-2 F8		2	0	0	0	0	1	0					
Dewayne Wise, L (8, PH) OBP: 0.200, SLG: 0.257										1	0	0	0	0	0	0					
56 Todd Coffey, R (8, 1)										0	0	0	0	0	0	0					
Inning Stats	R: 0 E: 0 K: 1 S: 8	H: 0 LOB: 0 BB: 0 P: 15	R: 0 E: 0 K: 1 S: 8	H: 0 LOB: 0 BB: 0 P: 12	R: 0 E: 0 K: 1 S: 9	H: 0 LOB: 2 BB: 1 P: 14	R: 0 E: 0 K: 0 S: 13	H: 2 LOB: 2 BB: 1 P: 21	R: 0 E: 0 K: 0 S: 7	H: 1 LOB: 2 BB: 1 P: 12	R: 0 E: 0 K: 0 S: 9	H: 2 LOB: 1 BB: 0 P: 14	R: 0 E: 0 K: 1 S: 13	H: 1 LOB: 1 BB: 0 P: 17	R: 0 E: 0 K: 2 S: 8	H: 0 LOB: 0 BB: 0 P: 11	1B: 6 2B: 0 3B: 0 HR: 0	SF: 0 SAC: 0 DP: 2 HBP: 0	WP: 0 PB: 0 SB: 1 CS: 0	PA: 33	
PITCHER	IP	WLS	BF	H	R	ER	SO	BB	IBB	HBP	BLK	WP	HR	S	P	ERA	WHIP				
39 Marty McLeary, R (1, 1) ERA: 2.04	7.0	W	26	5	0	0	3	2	0	0	0	0	0	62	100	0.00	1.000				
55 Matt Capps, R (8, 1) ERA: 3.51	1.0	H	4	1	0	0	1	0	0	0	0	0	0	13	17	0.00	1.000				
16 Salomon Torres, R (9, 1) ERA: 3.31	1.0	S	3	0	0	0	2	0	0	0	0	0	0	8	11	0.00	0.000				

Batter	1	2	3	4	5	6	7	8	9	AB	R	H	RBI	BB	SO	LOB	BOTTOM				
6 Chris Duffy, L (1, 8) OBP: 0.317, SLG: 0.338	1-0 G3		1-2 G4-3		1-0 1B		0-1 G3			4	0	1	0	0	0	0	Cincinnati Reds @ Pittsburgh Pirates PNC Park, Pittsburgh, PA Sat Sep 30 2006, 7:05 PM EDT Att: 35,514 - Cloudy - 57 F				
2 Jack Wilson, R (1, 6) OBP: 0.315, SLG: 0.369	0-1 P6		4-2 12 FC3-6 BB		1-3 K		0-0 L5		3	0	0	0	1	1	1						
12 Freddy Sanchez, R (1, 4) OBP: 0.378, SLG: 0.472	2-2 F7		0-2 FC3-6 1B		0-0 P3		1-2 G6-3		4	0	0	0	0	0	2						
Jason Bay, R (1, 7) OBP: 0.396, SLG: 0.533		1-2 G5-3	0-1 1B		0-0 1B 41 HBP 1B		1-0 P6		4	1	2	0	0	0	0						
41 Ryan Doumit, S (1, 3) OBP: 0.324, SLG: 0.393		4-1 26 2B BB	0-1 G4-3		2-2 1B		3-3 K		2	2	0	0	1	1	2						
16 Salomon Torres, R (9, 1) OBP: 0.200, SLG: 0.200					1-2 1B HBP				0	0	0	0	0	0	0						
26 Ronny Paulino, R (1, 2) OBP: 0.360, SLG: 0.394		1-2 1B H		1-1 P3		1-1 F3		1-1 G6-3	4	0	1	1	0	0	2						
Xavier Nady, R (1, 9) OBP: 0.334, SLG: 0.450		1-1 P3		1-1 G5-4-3 1B		1-1 1B 39 CS 1B			3	0	2	0	0	0	1						
José Bautista, R (1, 5) OBP: 0.338, SLG: 0.424		4-0 1B		1-1 G5-4-3		2-1 1B 39 CS 1B			2	0	1	2	1	0	1						
39 Marty McLeary, R (1, 1) ERA: 3.29		0-3 K			2-3 K		2-1 G6-3		3	0	0	0	0	0	2	4					
55 Matt Capps, R (8, 1) ERA: 3.51									0	0	0	0	0	0	0	0					
Joe Randa, R (9, 3) OBP: 0.313, SLG: 0.385									0	0	0	0	0	0	0	0					
Inning Stats	R: 0 E: 0 K: 0 S: 6	H: 0 LOB: 0 BB: 0 P: 9	R: 1 E: 0 K: 1 S: 12	H: 1 LOB: 2 BB: 2 P: 23	R: 0 E: 0 K: 0 S: 14	H: 1 LOB: 0 BB: 1 P: 19	R: 0 E: 0 K: 0 S: 6	H: 1 LOB: 0 BB: 0 P: 9	R: 0 E: 0 K: 2 S: 8	H: 1 LOB: 1 BB: 0 P: 12	R: 2 E: 0 K: 0 S: 12	H: 3 LOB: 1 BB: 0 P: 19	R: 0 E: 0 K: 0 S: 7	H: 0 LOB: 0 BB: 0 P: 8	R: 0 E: 0 K: 1 S: 7	H: 0 LOB: 0 BB: 0 P: 12	1B: 6 2B: 1 3B: 0 HR: 0	SF: 0 SAC: 0 DP: 1 HBP: 1	WP: 0 PB: 0 SB: 0 CS: 2	PA: 33	
PITCHER	IP	WLS	BF	H	R	ER	SO	BB	IBB	HBP	BLK	WP	HR	S	P	ERA	WHIP				
61 Bronson Arroyo, R (1, 1) ERA: 3.29	7.0	L	30	7	3	3	3	2	1	1	0	0	0	65	99	3.86	1.286				
56 Todd Coffey, R (8, 1) ERA: 3.51	1.0		3	0	0	0	1	0	0	0	0	0	0	7	12	0.00	0.000				

AB	31
R	0
H	6
RBI	0
BB	2
SO	6
LOB	9



AB	29
R	3
H	7
RBI	3
BB	3
SO	4
LOB	13



Batter	1	2	3	4	5	6	7	8	9	AB	R	H	RBI	BB	SO	LOB	TOP			
27 Chris Denorfia, R OBP: 0.356, SLG: 0.368	G6-3		G6-3					G4-3		4	0	1	0	0	0	1	Cincinnati Reds @ Pittsburgh Pirates PNC Park, Pittsburgh, PA Sun Oct 01 2006, 1:35 PM EDT Att: 25,004 - Partly Cloudy - 63 F			
9 Juan Castro, R OBP: 0.291, SLG: 0.351	G6-3			G4-3		G6-3		G5-3		4	0	0	0	0	0	1				
12 Edwin Encarnación, R OBP: 0.359, SLG: 0.473	G4-3			K			L6	E6		4	0	0	0	0	1	0				
Adam Dunn, L OBP: 0.365, SLG: 0.490				P4			P5	K		4	0	1	0	0	1	1				
26 David Ross, R OBP: 0.353, SLG: 0.579				F8		P3				2	0	0	0	2	0	1				
4 Brandon Phillips, R OBP: 0.324, SLG: 0.427										0	0	0	0	0	0	0				
Brendan Harris, R OBP: 0.319, SLG: 0.357				G6-3		G6-3				3	0	1	0	0	0	1				
Javier Valentín, S OBP: 0.313, SLG: 0.441										1	0	0	0	0	1	2				
Ray Olmedo, S OBP: 0.271, SLG: 0.318						G4-3				3	0	1	0	0	0	2				
Dewayne Wise, L OBP: 0.184, SLG: 0.237				F7			P4	K		3	0	0	0	0	1	1				
31 Matt Belisle, R OBP: 0.307, SLG: 0.341				SH3-4			G5-3	L6		1	0	0	0	0	0	0				
Ryan Franklin, R OBP: 0.307, SLG: 0.341										0	0	0	0	0	0	0				
Royce Clayton, R OBP: 0.307, SLG: 0.341										1	0	0	0	0	0	0				
56 Todd Coffey, R OBP: 0.313, SLG: 0.441										0	0	0	0	0	0	0				
Inning Stats	R: 0 E: 0 K: 0 S: 6	H: 0 LOB: 0 BB: 0 P: 9	R: 0 E: 0 K: 0 S: 4	H: 1 LOB: 0 BB: 0 P: 5	R: 0 E: 0 K: 0 S: 9	H: 1 LOB: 1 BB: 0 P: 11	R: 0 E: 0 K: 1 S: 6	H: 0 LOB: 0 BB: 0 P: 9	R: 0 E: 0 K: 0 S: 8	H: 1 LOB: 1 BB: 0 P: 12	R: 0 E: 0 K: 0 S: 11	H: 1 LOB: 2 BB: 1 P: 23	R: 0 E: 0 K: 1 S: 6	H: 0 LOB: 0 BB: 0 P: 8	R: 0 E: 1 K: 2 S: 16	H: 0 LOB: 2 BB: 1 P: 25	1B: 3 2B: 1 3B: 0 HR: 0	SF: 0 SAC: 1 DP: 1 HBP: 0	WP: 1 PB: 0 SB: 0 CS: 0	PA: 33
PITCHER	IP WLS BF H R ER SO BB IBB HBP BLK WP HR S P ERA WHIP	7.0 25 4 0 0 0 1 1 0 0 0 0 0 0 52 80 0.00 0.714	0.2 2 0 0 0 0 1 0 0 0 0 0 0 4 5 0.00 0.000	0.1 W 1 0 0 0 0 0 0 0 0 0 0 2 3 0.00 0.000	1.0 S 5 0 0 0 2 1 0 0 0 1 0 16 25 0.00 1.000	PITCHER										IP WLS BF H R ER SO BB IBB HBP BLK WP HR S P ERA WHIP				

AB	30
R	0
H	4
RBI	0
BB	2
SO	4
LOB	10



Batter	1	2	3	4	5	6	7	8	9	AB	R	H	RBI	BB	SO	LOB	BOTTOM			
José Bautista, R OBP: 0.335, SLG: 0.420	F8		K			F7	K			4	0	0	0	0	2	2	Cincinnati Reds @ Pittsburgh Pirates PNC Park, Pittsburgh, PA Sun Oct 01 2006, 1:35 PM EDT Att: 25,004 - Partly Cloudy - 63 F			
2 Jack Wilson, R OBP: 0.316, SLG: 0.370	P3							K		3	0	1	0	1	1	0				
12 Freddy Sanchez, R OBP: 0.378, SLG: 0.473							L4	F8		4	0	2	0	0	0	1				
Jason Bay, R OBP: 0.396, SLG: 0.532	FC5-4									3	1	1	0	1	1	3				
41 Ryan Doumit, S OBP: 0.322, SLG: 0.389										4	0	1	0	0	0	4				
Xavier Nady, R OBP: 0.337, SLG: 0.453										4	0	3	1	0	1	0				
Jose Castillo, R OBP: 0.299, SLG: 0.382										4	0	2	0	0	0	2				
Carlos Maldonado, R OBP: 0.150, SLG: 0.105										4	0	0	0	0	1	5				
27 Shane Youman, L OBP: 0.429, SLG: 0.429										2	0	0	0	0	1	1				
Joe Randa, R OBP: 0.316, SLG: 0.388										1	0	1	0	0	0	0				
34 John Grawbow, L OBP: 0.316, SLG: 0.388										0	0	0	0	0	0	0				
55 Matt Capps, R OBP: 0.316, SLG: 0.388										0	0	0	0	0	0	0				
16 Salomon Torres, R OBP: 0.200, SLG: 0.200										0	0	0	0	0	0	0				
Inning Stats	R: 0 E: 0 K: 0 S: 9	H: 1 LOB: 1 BB: 0 P: 13	R: 0 E: 0 K: 0 S: 5	H: 1 LOB: 0 BB: 0 P: 8	R: 0 E: 0 K: 1 S: 8	H: 0 LOB: 0 BB: 0 P: 13	R: 0 E: 0 K: 1 S: 10	H: 1 LOB: 1 BB: 1 P: 18	R: 0 E: 0 K: 0 S: 10	H: 1 LOB: 1 BB: 0 P: 17	R: 0 E: 0 K: 0 S: 8	H: 1 LOB: 2 BB: 1 P: 18	R: 0 E: 0 K: 2 S: 12	H: 2 LOB: 2 BB: 0 P: 17	R: 1 E: 0 K: 2 S: 18	H: 4 LOB: 3 BB: 0 P: 25	1B: 10 2B: 2 3B: 0 HR: 0	SF: 0 SAC: 0 DP: 2 HBP: 0	WP: 1 PB: 1 SB: 0 CS: 0	PA: 35
PITCHER	IP WLS BF H R ER SO BB IBB HBP BLK WP HR S P ERA WHIP	6.0 23 5 0 0 0 3 5 0 0 0 0 0 12 17 0.00 2.000	1.0 5 2 0 0 0 2 0 0 0 0 0 0 18 25 9.00 4.000	1.0 L 7 4 1 1 2 0 0 0 0 0 0 18 25 9.00 4.000	PITCHER										IP WLS BF H R ER SO BB IBB HBP BLK WP HR S P ERA WHIP					

AB	33
R	1
H	11
RBI	1
BB	2
SO	7
LOB	18

