

Pittsburgh Pirates - 2007

Batter	1	2	3	4	5	6	7	8	9	AB	R	H	RBI	BB	SO	LOB	TOP					
10 Fernando Garcia, S (1,4)										4	0	0	0	0	1	3	Manatee C.C. Lancers @ Pittsburgh Pirates McKechnie Field, Bradenton, FL Wed Feb 28 2007, 12:05 PM EST Att: 1,906 - Sunny - 76 F					
24 Bennett Davis, R (1,5) OBP: 0.500, SLG: 1.333										3	1	1	1	0	1	2						
8 Daniel Ford, L (1,3)										4	0	2	0	0	1	1						
22 Taylor Hashman, R (1,7)										4	0	0	0	0	3	3						
11 Casey Albanese, R (1,6) 15 Justin Zinkovich, L (9, PR) 20 Troy Graybill, L (9, PR)										4	0	0	0	0	2	2						
22 Michael Holt, R (1,9) 9 Kyle Edwards, R (9, PH)										3	0	0	0	0	1	2						
Sean Morrison, R (1,10) 27 Shaun Golus, R (7, PH)										1	0	0	0	1	0	0						
3 Harold Smith, R (1,8) 2 Bobby Haney, L (3, PR)										0	0	0	0	0	0	0						
Steve Giummo, R (1,2) 12 Brett Holte, R (6,2) 5 Armando Cupiero, R (6,2)										2	0	0	0	0	1	3						
Inning Stats	R: 0 E: 0 K: 1 S: 5	H: 0 LOB: 0 BB: 0 P: 5	R: 0 E: 0 K: 1 S: 5	H: 0 LOB: 0 BB: 0 P: 5	R: 0 E: 0 K: 2 S: 7	H: 1 LOB: 2 BB: 1 P: 13	R: 0 E: 0 K: 1 S: 6	H: 1 LOB: 1 BB: 0 P: 6	R: 0 E: 0 K: 0 S: 4	H: 1 LOB: 1 BB: 0 P: 4	R: 1 E: 0 K: 3 S: 11	H: 2 LOB: 1 BB: 0 P: 11	R: 0 E: 0 K: 3 S: 9	H: 0 LOB: 0 BB: 0 P: 9	R: 0 E: 0 K: 2 S: 7	H: 0 LOB: 1 BB: 0 P: 9		R: 0 E: 1 K: 2 S: 8	H: 0 LOB: 1 BB: 0 P: 8	1B: 0 2B: 3 3B: 0 HR: 1	SF: 0 SAC: 0 DP: 0 HBP: 2	WP: 0 PB: 0 SB: 0 CS: 0
PITCHER	IP	WLS	BF	H	R	ER	SO	BB	IBB	HBP	BLK	WP	HR	S	P	ERA	WHIP					
37 Yoslan Herrera, R (1,1) ERA:	2.0	W	6	0	0	0	2	0	0	0	0	0	0	10	10	0.00	0.000					
56 Josh Shortslef, L (3,1) ERA:	2.0		9	1	0	0	3	1	0	1	0	0	0	13	19	0.00	1.000					
67 Kip Bouknight, R (5,1) ERA: 4.5	2.0		9	3	1	1	3	0	0	0	0	0	1	15	15	4.50	1.500					
50 David Davidson, L (7,1) ERA:	1.0		3	0	0	0	3	0	0	0	0	0	0	9	9	0.00	0.000					
69 Jesse Chavez, R (8,1) ERA:	1.0		4	0	0	0	2	0	0	1	0	0	0	7	9	0.00	0.000					
36 Juan Pablo Perez, L (9,1) ERA:	1.0		4	0	0	0	2	0	0	0	0	0	0	8	8	0.00	0.000					

Batter	1	2	3	4	5	6	7	8	9	AB	R	H	RBI	BB	SO	LOB	BOTTOM					
76 Andrew McCutchen, R (1,8) 74 Vic Buttlir, L (6,8)										2	2	0	0	1	0	1	Manatee C.C. Lancers @ Pittsburgh Pirates McKechnie Field, Bradenton, FL Wed Feb 28 2007, 12:05 PM EST Att: 1,906 - Sunny - 76 F					
29 Don Kelly, L (1,4) OBP: 1.000, SLG: 2.000 84 Steven Lerud, L (5,2)										2	2	2	2	1	0	0						
69 Jesse Chavez, R (8,1) 36 Juan Pablo Perez, R (9,1)										1	0	0	0	0	2	0						
62 Chris Aguila, R (1,9) 10 Rajai Davis, R (6,9)										1	0	0	1	1	0	1						
41 Ryan Doumit, S (1,2) 67 Kip Bouknight, R (5,1) 50 David Davidson, L (7,1) 65 David Parrish, R (7, PH)										2	0	1	1	0	1	1						
35 Brad Eldred, R (1,3) 5 Yurendell Decaster, R (6,3)										2	1	0	0	1	0	1						
68 Michael Ryan, L (1,7) 53 Mike Edwards, R (6,7)										3	1	1	1	0	0	0						
75 Neil Walker, S (1,5) 3 Javier Guzman, S (8,5)										3	0	1	2	0	1	0						
77 Brian Bixler, R (1,6)										3	0	0	0	1	0	1						
37 Yoslan Herrera, R (1,1) 64 Eddy Garabito, S (2, PH) 56 Josh Shortslef, R (3,1) 81 Nick Green, R (4, PH) 11 Max Loveland, R (7,1)										0	0	0	0	0	0	0						
Inning Stats	R: 4 E: 1 K: 1 S: 10	H: 3 LOB: 1 BB: 1 P: 14	R: 2 E: 0 K: 0 S: 5	H: 2 LOB: 1 BB: 1 P: 9	R: 0 E: 0 K: 1 S: 5	H: 0 LOB: 0 BB: 0 P: 5	R: 1 E: 0 K: 0 S: 3	H: 1 LOB: 1 BB: 2 P: 11	R: 0 E: 0 K: 0 S: 3	H: 0 LOB: 0 BB: 0 P: 3	R: 0 E: 0 K: 2 S: 7	H: 0 LOB: 0 BB: 0 P: 7	R: 0 E: 0 K: 0 S: 4	H: 1 LOB: 2 BB: 0 P: 6	R: 1 E: 0 K: 0 S: 3	H: 0 LOB: 1 BB: 2 P: 13	R: 0 E: 0 K: 0 S: 3	H: 0 LOB: 1 BB: 2 P: 13	1B: 4 2B: 3 3B: 1 HR: 0	SF: 2 SAC: 0 DP: 2 HBP: 2	WP: 2 PB: 1 SB: 1 CS: 0	PA: 38
PITCHER	IP	WLS	BF	H	R	ER	SO	BB	IBB	HBP	BLK	WP	HR	S	P	ERA	WHIP					
Chad Rose, R (1,1) ERA: 9.0	2.0	L	14	5	6	2	1	2	0	0	0	1	0	8	16	4.50	1.500					
28 Brynson Smith, R (3,1) ERA:	1.0		3	0	0	0	0	0	0	0	0	0	0	3	3	0.00	0.000					
25 Scott Rembisz, R (5,1) ERA:	1.0		3	0	0	0	2	0	0	0	0	0	0	7	7	0.00	0.000					
6 Josh Strawn, R (6,1) ERA:	1.0		5	1	0	0	0	0	0	1	0	0	0	4	6	0.00	1.000					
18 Anthony Koscielni, L (8,1) ERA:	0.2		2	0	0	0	0	0	0	0	0	0	0	1	3	0.00	0.000					



Batter	1	2	3	4	5	6	7	8	9	AB	R	H	RBI	BB	SO	LOB	TOP					
76 Andrew McCutchen, R (1.7) OBP: 0.429, SLG: 1.000 3 Javier Guzman, S (6.6) OBP: 0.400, SLG: 0.250										3	0	1	0	0	0	1	Pittsburgh Pirates @ New York Yankees Legends Field, Tampa, FL Sat Mar 03 2007, 1:15 PM EST Att: 10,254 - Cloudy - 62 F					
2 Jack Wilson, R (1.6) OBP: 0.667, SLG: 0.800 74 Vic Butler, L (6.8)										3	1	1	0	0	0	2						
12 Freddy Sanchez, R (1.4) OBP: 0.167, SLG: 0.167 64 Eddy Garabito, S (6.4) OBP: 0.200, SLG: 0.200										3	0	1	0	0	0	2						
62 Chris Aguilera, R (1.9) OBP: 0.500, SLG: 0.500 10 Rajai Davis, R (7. PR) OBP: 0.333, SLG: 0.500										1	0	0	1	1	0	0						
35 Brad Eldred, R (1.3) OBP: 0.500, SLG: 1.500 5 Yurendell Decaster, R (7.3) OBP: 0.500, SLG: 0.500										3	1	1	1	0	0	2						
26 Ronny Paulino, R (1.2) 41 Ryan Doumit, S (5.2) OBP: 0.500, SLG: 1.000										2	0	0	0	0	0	0						
José Bautista, R (1.10)										4	0	0	0	0	0	4						
Jose Castillo, R (1.5) 29 Don Kelly, L (3.5) OBP: 0.125, SLG: 0.125										1	0	1	0	0	0	0						
51 Luis Matos, R (1.8) OBP: 0.750, SLG: 2.667 68 Michael Ryan, L (6.7) OBP: 0.667, SLG: 1.333										1	0	0	0	1	0	1						
Inning Stats	R: 0 E: 0 K: 0 S: 3	H: 1 LOB: 0 BB: 0 P: 4	R: 1 E: 0 K: 0 S: 4	H: 1 LOB: 0 BB: 0 P: 4	R: 0 E: 0 K: 0 S: 3	H: 1 LOB: 0 BB: 0 P: 3	R: 1 E: 0 K: 0 S: 4	H: 2 LOB: 0 BB: 0 P: 4	R: 0 E: 0 K: 0 S: 3	H: 0 LOB: 0 BB: 0 P: 3	R: 0 E: 0 K: 0 S: 3	H: 0 LOB: 1 BB: 1 P: 7	R: 0 E: 0 K: 0 S: 3	H: 0 LOB: 2 BB: 1 P: 7	R: 1 E: 0 K: 1 S: 7	H: 2 LOB: 1 BB: 0 P: 8		R: 0 E: 0 K: 0 S: 5	H: 2 LOB: 2 BB: 0 P: 5	1B: 5 2B: 3 3B: 0 HR: 1	SF: 1 SAC: 0 DP: 2 HBP: 0	WP: 1 PB: 0 SB: 0 CS: 1
PITCHER	IP	WLS	BF	H	R	ER	SO	BB	IBB	HBP	BLK	WP	HR	S	P	ERA	WHIP					
35 Mike Mussina, R (1.1) ERA: 4.5	2.0	7	7	2	1	1	0	0	0	0	0	0	1	7	8	4.50	1.000					
74 Matt DeSalvo, R (3.1) ERA: 4.5	2.0	7	3	1	1	0	0	0	0	0	0	0	0	7	7	4.50	1.500					
Kyle Farnsworth, R (5.1) ERA:	1.0	3	0	0	0	0	0	0	0	0	0	0	0	3	3	0.00	0.000					
34 Sean Henn, L (6.1) ERA:	2.0	8	0	0	0	0	0	2	0	0	0	0	0	6	14	0.00	1.000					
79 Jeff Kennard, R (8.1) ERA: 9.0	1.0	W	5	2	1	1	1	0	0	0	0	1	0	7	8	9.00	2.000					

Batter	1	2	3	4	5	6	7	8	9	AB	R	H	RBI	BB	SO	LOB	BOTTOM					
28 Melky Cabrera, S (1.8) 91 Brett Gardner, L (7.8)										3	0	0	0	0	0	1	Pittsburgh Pirates @ New York Yankees Legends Field, Tampa, FL Sat Mar 03 2007, 1:15 PM EST Att: 10,254 - Cloudy - 62 F					
2 Derek Jeter, R (1.6) OBP: 0.250, SLG: 0.250 71 Ramiro Pena, S (7.6) OBP: 1.000, SLG: 1.000										3	0	0	0	0	0	1						
55 Hideki Matsui, L (1.7) OBP: 0.500, SLG: 0.500 64 Kevin Reese, L (6. PR) (7.7)										2	0	1	0	1	0	0						
13 Alex Rodriguez, R (1.5) OBP: 0.500, SLG: 0.200 68 Marcos Vechionacci, S (6. PR) OBP: 0.667, SLG: 0.667										2	0	0	0	1	1	1						
20 Jorge Posada, S (1.2) OBP: 0.750, SLG: 1.667 17 Ben Davis, S (6.2) 85 Francisco Cervelli, R (9.2)										2	1	1	1	0	0	0						
Josh Phelps, R (1.3) OBP: 0.667, SLG: 0.500 66 Andy Cannizaro, R (7. PR) OBP: 0.500, SLG: 0.500										2	0	1	0	1	0	0						
92 Jose Tabata, R (1.10) OBP: 0.250, SLG: 0.250 90 Angel Chavez, R (7. PH) (8.10)										2	0	0	0	0	1	0						
Miguel Cairo, R (1.4) 67 Eric Duncan, L (8.3)										3	0	0	0	0	0	1						
27 Kevin Thompson, R (1.9) OBP: 0.333, SLG: 0.400										2	1	1	0	1	0	0						
Inning Stats	R: 0 E: 0 K: 1 S: 6	H: 1 LOB: 1 BB: 0 P: 6	R: 0 E: 0 K: 0 S: 3	H: 1 LOB: 0 BB: 0 P: 3	R: 0 E: 0 K: 0 S: 4	H: 1 LOB: 1 BB: 0 P: 4	R: 1 E: 0 K: 0 S: 4	H: 1 LOB: 0 BB: 0 P: 4	R: 0 E: 0 K: 1 S: 5	H: 0 LOB: 0 BB: 0 P: 5	R: 0 E: 0 K: 0 S: 3	H: 0 LOB: 2 BB: 1 P: 11	R: 0 E: 0 K: 0 S: 2	H: 0 LOB: 1 BB: 1 P: 6	R: 3 E: 0 K: 1 S: 7	H: 2 LOB: 1 BB: 2 P: 17		R: 0 E: 0 K: 0 S: 5	H: 2 LOB: 3 SAC: 0 DP: 1 HBP: 0	1B: 3 2B: 2 3B: 0 HR: 1	SF: 1 SAC: 0 DP: 1 HBP: 0	WP: 1 PB: 0 SB: 1 CS: 0
PITCHER	IP	WLS	BF	H	R	ER	SO	BB	IBB	HBP	BLK	WP	HR	S	P	ERA	WHIP					
27 Shane Youman, L (1.1) ERA:	2.0	H	7	2	0	0	1	0	0	0	0	0	0	9	9	0.00	1.000					
39 Marty McLeary, R (3.1) ERA: 4.5	2.0	H	8	2	1	1	0	0	0	0	0	0	1	8	8	4.50	1.000					
37 John Wasdin, R (5.1) ERA:	1.0	H	3	0	0	0	1	0	0	0	0	0	0	5	5	0.00	0.000					
70 Jim Brower, R (6.1) ERA:	1.0	H	5	0	0	0	0	2	0	0	0	1	0	3	11	0.00	2.000					
50 David Davidson, L (7.1) ERA:	1.0	H	3	0	0	0	0	1	0	0	0	0	0	2	6	0.00	1.000					
47 John Van Benschoten, R (8.1) ERA: 91.0	0.1	L	5	2	3	3	0	0	0	0	0	0	0	3	3	81.00	12.000					
38 Juan Pablo Perez, L (8.1) ERA:	0.2		2	0	0	0	1	0	0	0	0	0	0	4	4	0.00	0.000					

AB 32
R 3
H 9
RBI 3
BB 2
SO 1
LOB 18



AB 27
R 4
H 6
RBI 4
BB 5
SO 3
LOB 9



Batter	1	2	3	4	5	6	7	8	9	10	AB	R	H	RBI	BB	SO	LOB	TOP				
6 Chris Duffy, L OBP: 0.222, SLG: 0.222 74 Vic Buttlar, L (5, 8)	G4-3		K		G3-1		G4-3		SF7		3	0	0	0	0	1	0					
76 Andrew McCutchen, R OBP: 0.440, SLG: 0.778 53 Mike Edwards, R OBP: 0.500, SLG: 0.333	G6-3			HBP	G5-3		F9		1B		2	1	0	0	0	0	0					
68 Michael Ryan, L OBP: 0.417, SLG: 0.533 84 Steven Lerud, L (8, PH)	K			F8			F9		K		3	1	1	1	0	1	0					
35 Brad Eldred, R OBP: 0.505, SLG: 1.625 5 Yurendell Decaster, R OBP: 0.400, SLG: 0.400	HR			1B	BB		K		1B		2	2	1	1	1	1	0					
62 Chris Aguilera, R OBP: 0.263, SLG: 0.266 10 Rajai Davis, R OBP: 0.200, SLG: 0.300	F8			L9			K		F8		3	0	0	0	0	1	2					
26 Ronny Paulino, R OBP: 0.250, SLG: 0.500	G6-3			F8			G4-3		FC6-4		3	0	0	0	0	2						
José Bautista, R OBP: 0.308, SLG: 0.250 75 Neil Walker, S OBP: 0.571, SLG: 0.667	K			1B							3	1	2	1	0	1	0					
José Hernández, R OBP: 0.200, SLG: 0.300 3 Javier Guzman, S OBP: 0.333, SLG: 0.200	P4			1B			K		B1		3	0	1	1	0	1	1					
64 Eddy Garabito, S OBP: 0.364, SLG: 0.600	G4-3			F8			HR		1B		4	2	2	2	0	0	2					
Inning Stats	R: 0 E: 0 K: 1 S: 5	H: 0 LOB: 0 BB: 0 P: 5	R: 1 E: 0 K: 1 S: 6	H: 1 LOB: 0 BB: 0 P: 5	R: 0 E: 0 K: 1 S: 5	H: 0 LOB: 0 BB: 0 P: 5	R: 3 E: 0 K: 0 S: 7	H: 3 LOB: 2 BB: 1 P: 12	R: 0 E: 0 K: 2 S: 7	H: 0 LOB: 0 BB: 0 P: 7	R: 2 E: 0 K: 1 S: 7	H: 2 LOB: 0 BB: 0 P: 7	R: 0 E: 0 K: 0 S: 4	H: 1 LOB: 1 BB: 0 P: 4	R: 2 E: 0 K: 1 S: 8	H: 3 LOB: 1 BB: 0 P: 9	R: 0 E: 0 K: 0 S: 3	H: 0 LOB: 0 BB: 0 P: 3	1B: 6 2B: 2 3B: 0 HR: 2	SF: 1 SAC: 0 DP: 0 HBP: 1	WP: 1 PB: 0 SB: 1 CS: 0	PA: 42
PITCHER	IP	WLS	BF	H	R	ER	SO	BB	IBB	HBP	BLK	WP	HR	S	P	ERA	WHIP					
7 Josh Towers, R ERA: 4.5	2.0		7	1	1	1	2	0	0	0	0	0	0	5	5	4.50	0.500					
52 B.J. Ryan, L ERA: 13.5	1.0	B	8	3	3	3	0	1	0	0	0	0	0	7	12	27.00	4.000					
54 Jason Frasor, R ERA: 13.5	1.0		3	0	0	0	0	0	0	0	0	0	0	3	3	0.00	0.000					
37 Scott Downs, L ERA: 18.0	1.0		3	0	0	0	2	0	0	0	0	0	0	7	7	0.00	0.000					
49 Jeremy Accardo, R ERA: 18.0	1.0		3	0	0	0	0	0	0	0	0	0	0	7	7	0.00	0.000					
56 Brian Tallet, L ERA: 9.0	1.0		5	2	2	2	1	0	0	0	0	0	0	7	7	18.00	2.000					
66 Blaine Neal, R ERA: 9.0	1.0		4	1	0	0	0	0	0	0	0	0	0	4	4	0.00	1.000					
30 Jean Machi, R ERA: 9.0	1.0		6	3	2	2	1	0	0	0	0	1	0	8	9	18.00	3.000					
Kyle Yates, R ERA: 10.1	1.0		3	0	0	0	0	0	0	0	0	0	0	3	3	0.00	0.000					

Pittsburgh Pirates @ Toronto Blue Jays
Knology Park, Dunedin, FL
Mon Mar 05 2007, 1:05 PM EST
Att: 3,186 - Sunny - 58 F

AB 39
R 8
H 10
RBI 8
BB 1
SO 7
LOB 11



Batter	1	2	3	4	5	6	7	8	9	10	AB	R	H	RBI	BB	SO	LOB	BOTTOM				
Royce Clayton, R OBP: 0.250, SLG: 0.375 20 Sergio Santos, R (6, 6)	K		G6-3		G5-3		FC5		K	G1-4-3	3	0	1	2	0	1	0					
9 Gregg Zaun, S OBP: 0.400, SLG: 0.143 62 Mike Vento, R Ryan Klosterman, R (9, PR)	K		G6-3		L9		L9		1B		5	0	1	0	0	1	3					
17 Lyle Overbay, L OBP: 0.250, SLG: 0.286 43 Kevin Barker, L OBP: 0.375, SLG: 0.714	G5-3		G5-3		G4-3		FC5		1B		3	0	0	0	0	1						
10 Vernon Wells, R OBP: 0.429, SLG: 1.800 57 Jeff Duncan, L OBP: 0.444, SLG: 0.500 Ryan Patterson, R OBP: 0.200, SLG: 0.800	F8		HR		1B		1B		FC4		3	2	2	1	0	0						
25 Troy Claus, R OBP: 0.500, SLG: 1.200 4 Ryan Roberts, R OBP: 0.667, SLG: 0.714	K		F7		1B		1B		K		2	0	0	0	0	1	0					
24 Matt Stairs, L OBP: 0.143, SLG: 0.143 16 Rob Cosby, R OBP: 0.500, SLG: 0.500	F9		G6-3		1B		1B		1B		3	1	2	0	0	1	3					
2 Aaron Hill, R OBP: 0.333, SLG: 0.833 6 John McDonald, R OBP: 0.333, SLG: 0.286	F8		L5		F8		F8		FC5		2	1	1	0	0	0						
26 Adam Lind, L OBP: 0.400, SLG: 0.889 Chad Mottola, R OBP: 0.333, SLG: 0.500	G3		1B		G3		1B		K		3	1	0	0	0	0						
Jason Phillips, R OBP: 0.286, SLG: 0.429 59 Curtis Thigpen, R OBP: 0.083, SLG: 0.333	F8		K		K		P3		G4-3		2	0	0	0	0	1	2					
Inning Stats	R: 0 E: 0 K: 2 S: 7	H: 0 LOB: 0 BB: 0 P: 7	R: 0 E: 0 K: 1 S: 5	H: 0 LOB: 0 BB: 0 P: 5	R: 2 E: 0 K: 0 S: 5	H: 2 LOB: 1 BB: 0 P: 6	R: 1 E: 0 K: 0 S: 4	H: 1 LOB: 0 BB: 0 P: 4	R: 0 E: 0 K: 1 S: 5	H: 3 LOB: 2 BB: 0 P: 6	R: 1 E: 0 K: 0 S: 6	H: 1 LOB: 2 BB: 1 P: 8	R: 2 E: 0 K: 2 S: 10	H: 3 LOB: 1 BB: 0 P: 10	R: 2 E: 1 K: 2 S: 10	H: 2 LOB: 3 BB: 0 P: 11	R: 0 E: 0 K: 1 S: 5	H: 0 LOB: 0 BB: 0 P: 5	1B: 9 2B: 2 3B: 0 HR: 1	SF: 0 SAC: 0 DP: 0 HBP: 2	WP: 0 PB: 0 SB: 0 CS: 0	PA: 46
PITCHER	IP	WLS	BF	H	R	ER	SO	BB	IBB	HBP	BLK	WP	HR	S	P	ERA	WHIP					
57 Zach Duke, L ERA: 5.4	3.0		12	2	2	2	3	0	0	0	0	0	0	17	18	6.00	0.667					
44 Josh Sharpless, R ERA: 4.5	1.0	H	4	1	1	1	0	0	0	0	0	0	0	4	4	9.00	1.000					
16 Salomon Torres, R ERA: 18.0	1.0	H	3	0	0	0	1	0	0	0	0	0	0	5	5	0.00	0.000					
67 Kip Bouknight, R ERA: 9.0	1.0	B	6	3	1	1	0	0	0	0	0	0	0	6	6	9.00	3.000					
69 Jesse Chavez, R ERA: 18.0	1.0	H	5	1	0	0	0	1	0	0	0	0	0	4	8	0.00	2.000					
59 Brian Rogers, R ERA: 9.0	1.0	B	6	3	2	2	0	0	0	0	0	0	0	10	10	18.00	3.000					
50 David Davidson, L ERA: 9.0	1.0	B	7	2	2	2	0	0	0	1	0	0	0	10	11	0.00	2.000					
46 Bryan Bullington, R ERA: 10.1	1.0		3	0	0	0	1	0	0	0	0	0	0	5	5	0.00	0.000					

Pittsburgh Pirates @ Toronto Blue Jays
Knology Park, Dunedin, FL
Mon Mar 05 2007, 1:05 PM EST
Att: 3,186 - Sunny - 58 F

AB 43
R 8
H 12
RBI 8
BB 1
SO 9
LOB 21



Batter	1	2	3	4	5	6	7	8	9	AB	R	H	RBI	BB	SO	LOB	TOP										
6 Chris Duffy, L OBP: 0.167, SLG: 0.167 10 Rajai Davis, R OBP: 0.154, SLG: 0.231	G4-3		K			P5		B1-3	F7	3	0	0	0	0	1	0	Pittsburgh Pirates @ Minnesota Twins Hammond Stadium, Fort Myers, FL Wed Mar 07 2007, 1:05 PM EST Att: 6,074 - Sunny - 72 F										
13 Nate McLouth, L OBP: 0.333, SLG: 0.200 68 Michael Ryan, L OBP: 0.529, SLG: 0.882	F9					G3-1		41 PB 53 1B 2B	1B	3	0	0	0	0	1	0											
Jason Bay, R 41 Ryan Doumit, S OBP: 0.571, SLG: 0.667	K					F8		72 HBP 53 1B BB	F7	3	0	0	0	0	1	0											
35 Brad Eldred, R OBP: 0.533, SLG: 1.385 53 Mike Edwards, R OBP: 0.500, SLG: 0.375		G6-4-3 26 1B 1B				K		72 HBP 1B		3	0	1	0	0	2	0											
26 Ronny Paulino, R OBP: 0.200, SLG: 0.200 72 Einar Diaz, R OBP: 0.667, SLG: 0.600		1B				FC6-4 1B		1B	HBP	2	0	2	0	0	0	0											
José Bautista, R OBP: 0.250, SLG: 0.200 5 Yurendell Decaster, R OBP: 0.286, SLG: 0.286	G6-4-3					FC6-4 1B		P4	F9	3	0	0	0	0	0	4											
51 Luis Matos, R OBP: 0.167, SLG: 1.000 74 Vic Buttlar, L OBP: 0.167, SLG: 0.182	G6-3					K		77 G3 29 1B	1B	3	0	1	0	0	1	2											
77 Brian Bixler, R OBP: 0.538, SLG: 1.000			G5-3			K		G3	68 WP 29 1B BB	3	1	0	0	1	1	2											
3 Javier Guzman, S OBP: 0.250, SLG: 0.143 29 Don Kelly, L OBP: 0.294, SLG: 0.294			K			G4-3		68 2B 10 B1-3 1B	68 WP 1B	2	0	0	0	0	1	0											
Inning Stats	R: 0 E: 0 K: 1 S: 7	H: 0 LOB: 0 BB: 0 P: 9	R: 0 E: 0 K: 0 S: 8	H: 2 LOB: 1 BB: 0 P: 11	R: 0 E: 0 K: 2 S: 9	H: 0 LOB: 0 BB: 0 P: 12	R: 0 E: 0 K: 2 S: 12	H: 0 LOB: 0 BB: 0 P: 15	R: 0 E: 0 K: 2 S: 14	H: 1 LOB: 1 BB: 0 P: 17	R: 0 E: 0 K: 0 S: 7	H: 0 LOB: 0 BB: 0 P: 10	R: 0 E: 0 K: 1 S: 6	H: 1 LOB: 1 BB: 0 P: 6	R: 3 E: 0 K: 0 S: 7	H: 4 LOB: 3 BB: 1 P: 14		R: 2 E: 0 K: 0 S: 5	H: 3 LOB: 1 BB: 1 P: 10	1B: 10 2B: 1 3B: 0 HR: 0	SF: 0 SAC: 0 DP: 1 HBP: 1	WP: 1 PB: 1 CS: 0	PA: 39				
PITCHER	IP	WLS	BF	H	R	ER	SO	BB	IBB	HBP	BLK	WP	HR	S	P	ERA	WHIP										
26 Boof Bonser, R ERA: 6.75	3.0	1.0	10	2	0	0	3	0	0	0	0	0	0	24	32	0.00	0.667										
36 Joe Nathan, R ERA:	4.1	1.0	3	0	0	0	2	0	0	0	0	0	0	12	15	0.00	0.000										
28 Jesse Crain, R ERA:	5.1	2.0	7	1	0	0	2	0	0	0	0	0	0	21	27	0.00	0.500										
Juan Rincon, R ERA:	7.1	1.0	4	1	0	0	1	0	0	0	0	0	0	6	6	0.00	1.000										
J.D. Durbin, R ERA: 27.0	8.1	1.0	9	4	3	3	0	1	0	1	0	0	0	7	14	27.00	5.000										
8 Nick Punto, S OBP: 0.059, SLG: 0.059 23 Matthew LeCroy, R OBP: 0.286, SLG: 0.167	F7		G3-1			G5-3		K		3	0	0	0	0	0	0	Pittsburgh Pirates @ Minnesota Twins Hammond Stadium, Fort Myers, FL Wed Mar 07 2007, 1:05 PM EST Att: 6,074 - Sunny - 72 F										
Jason Bartlett, R OBP: 0.426, SLG: 0.417 Trevor Plouffe, R OBP: 0.500, SLG: 1.000	F7		G5-3			G6-3		G4-3		3	1	1	0	0	0	0											
7 Joe Mauer, L OBP: 0.231, SLG: 0.462 88 Korey Feiner, R	7 1B 1B		G6-3			G3-1		P3		3	0	1	0	0	0	0											
Tori Hunter, R OBP: 0.500, SLG: 0.571 Jason Tyner, L OBP: 0.200, SLG: 0.143	1B		G6-3			P3		G4-3		2	0	1	1	0	0	0											
50 Garrett Jones, L OBP: 0.118, SLG: 0.176 Brandon Roberts, L	50 CS 1B		G6-3			K		G6-3		1	0	0	0	0	1	2											
24 Rondell White, R OBP: 0.250, SLG: 0.182 11 Josh Rabe, R OBP: 0.200, SLG: 0.111	F9		G6-3			G6-3		BB		2	0	0	0	1	0	0											
38 Luis Antonio Rodriguez, R OBP: 0.188, SLG: 0.200 Steve Tolleson, R OBP: 0.250, SLG: 0.500	F8		F9			F9		G4-3		2	0	0	0	0	0	0											
58 Glenn Williams, S OBP: 0.214, SLG: 0.500	K		G3			G3		F8		3	0	0	0	0	1	0											
61 Tommy Watkins, R OBP: 0.286, SLG: 0.417 25 Alexi Casilla, S OBP: 0.400, SLG: 0.333			G5-3			HR		HBP		2	1	1	1	0	0	0											
Inning Stats	R: 1 E: 0 K: 0 S: 10	H: 3 LOB: 1 BB: 0 P: 15	R: 0 E: 0 K: 1 S: 7	H: 0 LOB: 0 BB: 0 P: 12	R: 0 E: 0 K: 0 S: 9	H: 0 LOB: 0 BB: 0 P: 17	R: 0 E: 0 K: 1 S: 7	H: 0 LOB: 0 BB: 0 P: 7	R: 0 E: 0 K: 0 S: 6	H: 0 LOB: 0 BB: 0 P: 8	R: 1 E: 0 K: 0 S: 5	H: 1 LOB: 0 BB: 0 P: 5	R: 0 E: 0 K: 0 S: 4	H: 0 LOB: 1 BB: 1 P: 8	R: 0 E: 0 K: 1 S: 5	H: 0 LOB: 1 BB: 0 P: 7		R: 0 E: 0 K: 0 S: 3	H: 0 LOB: 1 BB: 1 P: 7	1B: 2 2B: 1 3B: 0 HR: 1	SF: 0 SAC: 0 DP: 0 HBP: 1	WP: 0 PB: 0 CS: 1	PA: 33				
PITCHER	IP	WLS	BF	H	R	ER	SO	BB	IBB	HBP	BLK	WP	HR	S	P	ERA	WHIP										
Tony Amas, R ERA: 1.8	3.0	1.0	11	3	1	1	1	0	0	0	0	0	1	18	20	3.00	0.333										
39 Marty McLeary, R ERA: 3.0	4.1	3.0	10	1	1	1	1	0	0	0	0	0	0	4	8	0.00	1.000										
59 Dan Kolb, R ERA:	7.1	1.0	4	0	0	0	0	1	0	0	0	0	0	5	7	0.00	0.000										
Damaso Marte, L ERA:	8.1	1.0	4	0	0	0	1	0	0	1	0	0	0	3	7	0.00	1.000										
44 Josh Sharpless, R ERA: 3.0	9.1	1.0	4	0	0	0	0	1	0	0	0	0	0	3	7	0.00	1.000										

AB	36
R	5
H	11
RBI	5
BB	2
SO	8
LOB	15



Batter	1	2	3	4	5	6	7	8	9	AB	R	H	RBI	BB	SO	LOB	TOP					
18 Ben Zobrist, S OBP: 0.444, SLG: 0.444																						
45 Ruddy Lugo, S (5, 1)																						
2 B.J. Upton, R OBP: 0.214, SLG: 0.357																						
61 Dustin Mohr, R OBP: 0.308, SLG: 0.500																						
35 Elijah Dukes, R OBP: 0.231, SLG: 0.167																						
Delmon Young, R OBP: 0.273, SLG: 0.273																						
65 Evan Longoria, R OBP: 0.500, SLG: 0.250																						
31 Jonny Gomes, R OBP: 0.176, SLG: 0.500																						
69 Fernando Perez, R OBP: 0.300, SLG: 0.125																						
3 Jorge Cantu, R OBP: 0.273, SLG: 0.400																						
32 Shawn Riggins, R OBP: 0.571, SLG: 0.667																						
1 Akinori Iwamura, L (1, 5)																						
34 Jeff Niemann, R (6, 1)																						
23 Carlos Pena, L OBP: 0.250, SLG: 0.286																						
51 Mitch Talbot, R (6, 1)																						
58 Hee-Seop Choi, L (1, 3)																						
24 Wes Bankston, R (7, 3)																						
30 Dioner Navarro, S OBP: 0.333, SLG: 0.333																						
43 Elliot Johnson, S (7, 4)																						
19 Scott Kazmir, L (1, 1)																						
37 Seth McClung, L (4, 1)																						
Brendan Harris, R OBP: 0.267, SLG: 0.400																						
Inning Stats	R: 0 E: 0 K: 0 S: 3	H: 1 LOB: 1 BB: 1 P: 7	R: 0 E: 0 K: 0 S: 3	H: 0 LOB: 0 BB: 0 P: 3	R: 0 E: 0 K: 1 S: 6	H: 1 LOB: 1 BB: 0 P: 6	R: 1 E: 0 K: 1 S: 7	H: 2 LOB: 2 BB: 1 P: 11	R: 0 E: 0 K: 2 S: 6	H: 1 LOB: 0 BB: 0 P: 6	R: 0 E: 0 K: 1 S: 7	H: 0 LOB: 0 BB: 0 P: 7	R: 0 E: 0 K: 1 S: 6	H: 2 LOB: 2 BB: 0 P: 6	R: 1 E: 0 K: 1 S: 7	H: 2 LOB: 2 BB: 1 P: 11	R: 0 E: 0 K: 1 S: 5	H: 0 LOB: 0 BB: 0 P: 5	1B: 6 2B: 3 3B: 0 HR: 0	SF: 1 SAC: 0 DP: 1 HBP: 0	WP: 0 PB: 0 SB: 0 CS: 0	PA: 37
PITCHER	IP	WLS	BF	H	R	ER	SO	BB	IBB	HBP	BLK	WP	HR	S	P	ERA	WHIP					
27 Shane Youman, L ERA: 3.0	3.0	W	11	2	0	0	1	1	0	0	0	0	0	12	16	0.00	1.000					
37 John Wasdin, R ERA: 3.0	2.0	H	10	3	1	1	2	1	0	0	0	0	0	13	17	4.50	2.000					
16 Salomon Torres, R ERA: 12.0	1.0	H	3	0	0	0	2	0	0	0	0	0	0	7	7	0.00	0.000					
69 Jesse Chavez, R ERA: 9.0	1.0	H	4	2	0	0	1	0	0	0	0	0	0	6	6	0.00	2.000					
66 Allan Simpson, R ERA: 9.0	1.0	H	6	2	1	1	1	1	0	0	0	0	0	7	11	9.00	3.000					

Tampa Bay Devil Rays @ Pittsburgh Pirates
 McKechnie Field, Bradenton, FL
 Thu Mar 08 2007, 1:05 PM EST
 Att.: 4,596 - Sunny - 72 F

AB	33
R	2
H	9
RBI	2
BB	3
SO	8
LOB	13



Batter	1	2	3	4	5	6	7	8	9	AB	R	H	RBI	BB	SO	LOB	BOTTOM				
51 Luis Matos, R OBP: 0.375, SLG: 0.800																					
74 Vic Buttlar, L OBP: 0.143, SLG: 0.154																					
2 Jack Wilson, R OBP: 0.417, SLG: 0.400																					
35 Brad Eldred, R OBP: 0.588, SLG: 1.357																					
Jose Castillo, R OBP: 0.250, SLG: 0.429																					
75 Neil Walker, S OBP: 0.385, SLG: 0.364																					
25 Adam LaRoche, L OBP: 0.455, SLG: 0.143																					
64 Eddy Garabito, S OBP: 0.308, SLG: 0.500																					
Xavier Nady, R OBP: 0.333, SLG: 0.333																					
69 Jesse Chavez, R (7, PH)																					
68 Michael Ryan, L OBP: 0.556, SLG: 0.889																					
66 Allan Simpson, R (8, 1)																					
59 Brian Rogers, R (9, 1)																					
76 Andrew McCutchen, R OBP: 0.471, SLG: 0.643																					
José Hernández, R OBP: 0.250, SLG: 0.333																					
29 Don Kelly, L OBP: 0.368, SLG: 0.333																					
11 Humberto Cota, R OBP: 0.500, SLG: 0.667																					
41 Ryan Doumit, S OBP: 0.444, SLG: 0.500																					
27 Shane Youman, L (1, 1)																					
37 John Wasdin, R (4, 1)																					
16 Salomon Torres, R (6, 1)																					
62 Chris Aguila, R OBP: 0.267, SLG: 0.231																					
Inning Stats	R: 0 E: 0 K: 1 S: 5	H: 0 LOB: 0 BB: 0 P: 5	R: 2 E: 0 K: 0 S: 6	H: 3 LOB: 2 BB: 1 P: 10	R: 0 E: 0 K: 1 S: 5	H: 0 LOB: 1 BB: 1 P: 9	R: 0 E: 0 K: 0 S: 5	H: 2 LOB: 2 BB: 0 P: 5	R: 0 E: 0 K: 2 S: 7	H: 0 LOB: 0 BB: 0 P: 7	R: 1 E: 0 K: 0 S: 5	H: 3 LOB: 1 BB: 0 P: 5	R: 1 E: 0 K: 0 S: 5	H: 2 LOB: 2 BB: 1 P: 9	R: 1 E: 0 K: 1 S: 6	H: 1 LOB: 2 BB: 2 P: 14	1B: 11 2B: 0 3B: 0 HR: 0	SF: 0 SAC: 2 DP: 1 HBP: 0	WP: 0 PB: 0 SB: 0 CS: 0	PA: 39	
PITCHER	IP	WLS	BF	H	R	ER	SO	BB	IBB	HBP	BLK	WP	HR	S	P	ERA	WHIP				
19 Scott Kazmir, L ERA: 10.38	3.0	L	14	3	2	2	2	2	0	0	0	0	0	5	5	0.00	2.000				
37 Seth McClung, R ERA: 12.0	1.0		5	2	0	0	0	0	0	0	0	0	0	7	7	0.00	0.000				
45 Ruddy Lugo, R ERA: 12.0	1.0		3	0	0	0	2	0	0	0	0	0	0	7	7	0.00	0.000				
34 Jeff Niemann, R ERA: 6.0	2.0		11	5	2	2	0	1	0	0	0	0	0	10	14	9.00	3.000				
51 Mitch Talbot, R ERA: 9.0	1.0		6	1	1	1	1	2	0	0	0	0	0	6	14	9.00	3.000				

Tampa Bay Devil Rays @ Pittsburgh Pirates
 McKechnie Field, Bradenton, FL
 Thu Mar 08 2007, 1:05 PM EST
 Att.: 4,596 - Sunny - 72 F

AB	32
R	5
H	11
RBI	4
BB	5
SO	5
LOB	18



Batter	1	2	3	4	5	6	7	8	9	AB	R	H	RBI	BB	SO	LOB	TOP											
2 Kelly Johnson, L OBP: 0.316, SLG: 0.611 91 Bill McCarthy, R OBP: 0.333, SLG: 0.500	G6-3		G5-4-3 1B			HR	F8		FC5-4 14 1B	4	1	2	2	0	0	0												
11 Edgar Renteria, R OBP: 0.412, SLG: 0.462 91 J.J. Jurries, R OBP: 0.091, SLG: 0.182	G6-3		G5-4-3			1B	14 1B 14 WP		F9	3	1	1	0	0	0	2												
14 Willy Aybar, S OBP: 0.400, SLG: 0.700	HR			G1-3		1B	1B		G4-3	5	1	3	1	0	0	0												
Andruw Jones, R OBP: 0.316, SLG: 0.250 61 Gregor Blanco, L OBP: 0.316, SLG: 0.235	K			K		L5			L8 72 BB 8 2B	3	0	0	0	0	2	2												
Craig Wilson, R OBP: 0.429, SLG: 0.846 27 T.J. Bohn, R OBP: 0.318, SLG: 0.167		K		K		1B			8 2B 72 BB	3	0	1	1	0	2	0												
23 Matt Diaz, R OBP: 0.353, SLG: 0.375 73 Matt Harrison, L 72 Yunel Escobar, R OBP: 0.471, SLG: 0.657 54 Chad Paronto, R 62 Manny Acosta, R		K			G5-3	G5-4-3			8 2B BB	3	0	0	0	0	1	2												
8 Brayan Peña, S OBP: 0.400, SLG: 0.500	F7			G1-3		G3			2B	4	0	1	3	0	0	0												
Ryan Langerhans, L OBP: 0.389, SLG: 0.706 22 Willie Harris, L OBP: 0.462, SLG: 0.500			2B 1B		F9		HR		K	3	1	2	1	0	0	0												
36 Chuck James, L 65 Buddy Carlyle, L 74 Brent Lillibridge, R OBP: 0.200, SLG: 0.111			B1			2 HR 1B			E6 91 FC5-4	1	0	0	0	0	0	1												
Inning Stats	R: 1 E: 0 K: 1 S: 6	H: 1 LOB: 0 BB: 0 P: 6	R: 0 E: 0 K: 2 S: 7	H: 0 LOB: 0 BB: 0 P: 7	R: 0 E: 0 K: 0 S: 4	H: 2 LOB: 1 BB: 0 P: 4	R: 0 E: 0 K: 2 S: 7	H: 0 LOB: 0 BB: 0 P: 7	R: 0 E: 0 K: 0 S: 3	H: 0 LOB: 0 BB: 0 P: 3	R: 3 E: 0 K: 0 S: 7	H: 5 LOB: 1 BB: 0 P: 8	R: 1 E: 0 K: 1 S: 6	H: 1 LOB: 0 BB: 0 P: 6	R: 3 E: 0 K: 2 S: 10	H: 3 LOB: 1 BB: 1 P: 14	R: 0 E: 1 K: 0 S: 5	H: 1 LOB: 2 BB: 0 P: 5	1B: 9 2B: 1 3B: 0 HR: 3	SF: 0 SAC: 0 DP: 2 HBP: 0	WP: 1 PB: 0 SB: 0 CS: 0	PA: 40						
PITCHER	IP	WLS	BF	H	R	ER	SO	BB	IBB	HBP	BLK	WP	HR	S	P	ERA	WHIP											
57 Zach Duke, L ERA: 4.0	4.0	L	14	3	1	1	5	0	0	0	0	0	1	1	24	24	2.25	0.750										
52 Masumi Kuwata, R ERA: 9.0	2.0		10	5	3	3	0	0	0	0	0	0	1	1	10	11	13.50	2.500										
55 Matt Capps, R ERA: 12.0	1.0		4	1	1	1	1	0	0	0	0	0	0	1	6	6	9.00	1.000										
50 David Davidson, L ERA: 9.0	1.0		7	3	3	3	2	1	0	0	0	0	0	0	10	14	27.00	4.000										
59 Dan Kolb, R ERA:	1.0		5	1	0	0	0	0	0	0	0	0	0	0	5	5	0.00	1.000										

Atlanta Braves @ Pittsburgh Pirates
McKechnie Field, Bradenton, FL
Fri Mar 09 2007, 1:05 PM EST
Att: 3,847 - Sunny - 77 F

AB 39
R 8
H 13
RBI 8
BB 1
SO 8
LOB 12



Batter	1	2	3	4	5	6	7	8	9	AB	R	H	RBI	BB	SO	LOB	BOTTOM										
51 Luis Matos, R OBP: 0.368, SLG: 0.722 10 Rajai Davis, R OBP: 0.133, SLG: 0.200	F7	F7			2B 1B	FC6-4		G4-3		3	0	1	0	0	0	2											
2 Jack Wilson, R OBP: 0.487, SLG: 0.417 77 Brian Bixler, R OBP: 0.533, SLG: 0.929	1B		G6-3		BB		F8		35 BB 3 1B 5 1B	2	0	1	0	1	0	0											
Jose Castillo, R OBP: 0.300, SLG: 0.490 3 Javier Guzman, S OBP: 0.300, SLG: 0.222			F8		F9		G5-3		5 1B 35 BB SF9	3	0	1	0	0	0	2											
35 Brad Eldred, R OBP: 0.591, SLG: 1.176	F6		K			26 HR 1B	78 1B BB		5 1B 76 2B BB	3	2	1	0	2	1	2											
Xavier Nady, R OBP: 0.167, SLG: 0.167 78 Carlos Maldonado, R OBP: 0.250, SLG: 0.375	K			G4-3		F7	FC5-4 1B		K	3	0	0	0	0	1	3											
26 Rony Paulino, R OBP: 0.251, SLG: 0.452 55 Matt Capps, R Jason Delaney, R 50 David Davidson, L 59 Dan Kolb, R 5 Yurendell Decaster, R OBP: 0.375, SLG: 0.375		F7		K			FC5-4 1B		76 2B 1B	3	1	1	2	0	1	0											
José Bautista, R OBP: 0.286, SLG: 0.222		57 SH5-4 76 1B 1B		F7		G6-3			SF9	3	0	1	1	0	0	0											
76 Andrew McCutchen, R OBP: 0.500, SLG: 0.684		57 SH5-4 1B			F8	62 E 1B			K	5	0	3	1	0	1	1											
57 Zach Duke, L OBP: 1.000, SLG: 1.000 52 Masumi Kuwata, R 62 Chris Aguila, R OBP: 0.222, SLG: 0.188		SH5-4		K		FC6	10 FC6-4		K	0	0	0	0	0	0	0											
Inning Stats	R: 0 E: 0 K: 1 S: 7	H: 2 LOB: 2 BB: 0 P: 7	R: 0 E: 0 K: 0 S: 5	H: 2 LOB: 0 BB: 0 P: 5	R: 0 E: 0 K: 1 S: 5	H: 0 LOB: 0 BB: 0 P: 5	R: 0 E: 0 K: 1 S: 6	H: 1 LOB: 2 BB: 1 P: 10	R: 2 E: 1 K: 0 S: 7	H: 3 LOB: 2 BB: 0 P: 7	R: 0 E: 0 K: 0 S: 4	H: 1 LOB: 2 BB: 1 P: 8	R: 0 E: 0 K: 2 S: 7	H: 0 LOB: 1 BB: 0 P: 8	R: 3 E: 0 K: 2 S: 11	H: 4 LOB: 2 BB: 1 P: 15	1B: 11 2B: 1 3B: 0 HR: 1	SF: 1 SAC: 1 DP: 0 HBP: 1	WP: 0 PB: 0 SB: 0 CS: 0	PA: 45							
PITCHER	IP	WLS	BF	H	R	ER	SO	BB	IBB	HBP	BLK	WP	HR	S	P	ERA	WHIP										
36 Chuck James, L ERA: 1.8	3.0	W	13	4	0	0	2	1	0	0	0	0	0	11	15	0.00	1.000										
73 Matt Harrison, L ERA: 18.0	2.0		12	4	2	2	0	1	0	0	0	0	1	11	15	9.00	2.500										
54 Chad Paronto, R ERA:	1.0		4	0	0	0	2	0	0	1	0	0	0	7	8	0.00	0.000										
62 Manny Acosta, R ERA: 6.75	1.0		8	4	3	3	2	1	0	0	0	0	0	11	15	27.00	5.000										

Atlanta Braves @ Pittsburgh Pirates
McKechnie Field, Bradenton, FL
Fri Mar 09 2007, 1:05 PM EST
Att: 3,847 - Sunny - 77 F

AB 39
R 5
H 13
RBI 5
BB 3
SO 8
LOB 22



Batter	1	2	3	4	5	6	7	8	9	AB	R	H	RBI	BB	SO	LOB	TOP					
6 Chris Duffy, L (1, 8) OBP: 0.133, SLG: 0.133 13 Nyjer Morgan, L (5, 8)	F8		G3		P6	K		F8		3	0	0	0	0	0	2	Pittsburgh Pirates @ Cleveland Indians Chain of Lakes Park, Winter Haven, FL Fri Mar 09 2007, 7:05 PM EST Att. 4,715 - Clear - 75 F					
13 Nate McLouth, L (1, 9) OBP: 0.353, SLG: 0.214	25 1B		F7		F7		53 1B		F7	4	1	1	0	1	0	2						
Jason Bay, R (1, 10) OBP: 0.200, SLG: 0.667 Brad Corley, R (7, PH) OBP: 0.500, SLG: 0.500	K					25 E	K			3	1	2	1	0	1	1						
25 Adam LaRoche, L (1, 3) OBP: 0.500, SLG: 0.300 53 Mike Edwards, R (6, PR) OBP: 0.500, SLG: 0.490	41 FC4-6		F7			E9				3	0	2	2	0	0	1						
41 Ryan Doumit, S (1, 2) OBP: 0.500, SLG: 0.444 72 Einar Diaz, R (6, 2) OBP: 0.625, SLG: 0.571	FC4-6					75 2B				2	1	1	0	0	1	1						
68 Michael Ryan, L (1, 7) OBP: 0.435, SLG: 0.696						75 2B				1	1	0	0	1	0	1						
José Hernández, R (1, 4) OBP: 0.287, SLG: 0.287 64 Eddy Garabito, S (6, 4) OBP: 0.397, SLG: 0.538	G5-3		G6-4-3			F8				3	0	0	0	0	0	3						
75 Neil Walker, S (1, 5) OBP: 0.471, SLG: 0.500	K									1	1	1	0	0	0	0						
29 Don Kelly, L (1, 6) OBP: 0.391, SLG: 0.333										3	0	2	3	1	1	0						
										3	1	1	0	1	0	2						
Inning Stats	R: 1 E: 0 K: 1 S: 7	H: 2 LOB: 1 BB: 0 P: 7	R: 0 E: 0 K: 1 S: 5	H: 0 LOB: 0 BB: 0 P: 5	R: 1 E: 0 K: 0 S: 5	H: 2 LOB: 1 BB: 0 P: 5	R: 0 E: 0 K: 0 S: 2	H: 0 LOB: 0 BB: 1 P: 6	R: 0 E: 0 K: 0 S: 3	H: 0 LOB: 1 BB: 1 P: 7	R: 3 E: 1 K: 2 S: 10	H: 3 LOB: 2 BB: 1 P: 15	R: 0 E: 0 K: 2 S: 8	H: 1 LOB: 2 BB: 1 P: 12	R: 1 E: 0 K: 0 S: 5	H: 2 LOB: 0 BB: 0 P: 5	R: 0 E: 0 K: 1 S: 7	H: 2 LOB: 2 BB: 0 P: 7	1B: 9 2B: 3 3B: 0 HR: 0	SF: 0 SAC: 0 DP: 2 HBP: 1	WP: 0 PB: 0 SB: 1 CS: 0	PA: 42
PITCHER	IP WLS BF H R ER SO BB IBB HBP BLK WP HR S P ERA WHIP	63 Rafael Betancourt, R (9, 1) ERA: 9.0 IP: 1.0 WLS: 5 BF: 2 H: 2 R: 0 ER: 0 SO: 1 BB: 0 IBB: 0 HBP: 0 BLK: 0 WP: 0 HR: 7 S: 7 P: 7 ERA: 0.00 WHIP: 2.000																				
Paul Byrd, R (1, 1) ERA: 2.57 Roberto Hernández, R (4, 1) ERA: 5.79 46 Aaron Fultz, L (5, 1) ERA: 5.79 59 Matt Miller, R (6, 1) ERA: 9.0 Fernando Cabrera, R (8, 1) ERA: 9.0	3.0 L 13 4 2 2 2 0 0 0 0 0 0 0 17 17 6.00 1.333																					
Batter	1	2	3	4	5	6	7	8	9	AB	R	H	RBI	BB	SO	LOB	BOTTOM					
29 Josh Barfield, R (1, 4) OBP: 0.389, SLG: 0.353	G6-3									3	0	2	0	1	0	0	Pittsburgh Pirates @ Cleveland Indians Chain of Lakes Park, Winter Haven, FL Fri Mar 09 2007, 7:05 PM EST Att. 4,715 - Clear - 75 F					
Jason Michaels, R (1, 8) OBP: 0.389, SLG: 0.471	L4									4	0	0	0	0	1	5						
48 Travis Hafner, L (1, 3) OBP: 0.353, SLG: 0.333 68 Michael Aubrey, L (6, PR) OBP: 0.500, SLG: 0.571	G3-1		G6-3							2	0	0	0	1	0	3						
17 Shin-Soo Choo, L (1, 7) OBP: 0.190, SLG: 0.150										1	0	0	0	0	0	0						
2 Johnny Peralta, R (1, 6) OBP: 0.353, SLG: 0.375 27 Hector Luna, R (7, 6) OBP: 0.462, SLG: 0.364										3	0	0	0	0	0	2						
30 Andy Marte, R (1, 5) OBP: 0.250, SLG: 0.438										1	0	0	0	0	0	0						
38 Franklin Gutierrez, R (1, 9) OBP: 0.391, SLG: 0.600										4	1	2	2	0	0	0						
62 Trevor Crowe, S (1, 10) OBP: 0.385, SLG: 0.273										4	0	1	0	0	2	1						
76 Wyatt Toregas, R (1, 2) 74 Armando Camacaro, R (8, 2)										3	0	1	0	0	0	0						
										3	0	0	0	0	0	2						
Inning Stats	R: 0 E: 0 K: 0 S: 3	H: 0 LOB: 0 BB: 0 P: 3	R: 0 E: 0 K: 0 S: 3	H: 0 LOB: 0 BB: 0 P: 3	R: 0 E: 0 K: 1 S: 7	H: 2 LOB: 3 BB: 1 P: 11	R: 1 E: 0 K: 1 S: 5	H: 0 LOB: 0 BB: 1 P: 10	R: 0 E: 0 K: 0 S: 4	H: 1 LOB: 1 BB: 0 P: 5	R: 0 E: 0 K: 0 S: 2	H: 0 LOB: 1 BB: 1 P: 6	R: 1 E: 0 K: 1 S: 6	H: 1 LOB: 0 BB: 0 P: 6	R: 0 E: 0 K: 0 S: 3	H: 1 LOB: 0 BB: 0 P: 3	R: 0 E: 0 K: 1 S: 6	H: 1 LOB: 1 BB: 0 P: 6	1B: 5 2B: 0 3B: 0 HR: 1	SF: 0 SAC: 0 DP: 2 HBP: 0	WP: 1 PB: 0 SB: 1 CS: 1	PA: 34
PITCHER	IP WLS BF H R ER SO BB IBB HBP BLK WP HR S P ERA WHIP	Shawn Chacon, R (1, 1) ERA: 3.8 IP: 3.0 WLS: 11 BF: 1 H: 1 R: 1 ER: 0 SO: 1 BB: 2 IBB: 0 HBP: 0 BLK: 0 WP: 1 HR: 6 S: 6 P: 6 ERA: 9.00 WHIP: 1.000 18 Sean Burnett, L (4, 1) ERA: 12.0 IP: 1.0 WLS: 3 BF: 1 H: 0 R: 0 ER: 0 SO: 0 BB: 0 IBB: 0 HBP: 0 BLK: 0 WP: 0 HR: 3 S: 3 P: 3 ERA: 0.00 WHIP: 1.000 34 John Grabow, L (7, 1) ERA: 12.0 IP: 1.0 WLS: 3 BF: 1 H: 0 R: 0 ER: 0 SO: 0 BB: 0 IBB: 0 HBP: 0 BLK: 0 WP: 0 HR: 6 S: 6 P: 6 ERA: 0.00 WHIP: 1.000 73 Kevin Gryboski, R (8, 1) ERA: 12.0 IP: 1.0 WLS: 4 BF: 1 H: 0 R: 0 ER: 0 SO: 0 BB: 0 IBB: 0 HBP: 0 BLK: 0 WP: 0 HR: 6 S: 6 P: 6 ERA: 0.00 WHIP: 1.000 36 Juan Pablo Perez, L (9, 1) ERA: 12.0 IP: 1.0 WLS: 4 BF: 1 H: 0 R: 0 ER: 0 SO: 0 BB: 0 IBB: 0 HBP: 0 BLK: 0 WP: 0 HR: 6 S: 6 P: 6 ERA: 0.00 WHIP: 1.000																				
PITCHER	IP WLS BF H R ER SO BB IBB HBP BLK WP HR S P ERA WHIP	63 Rafael Betancourt, R (9, 1) ERA: 9.0 IP: 1.0 WLS: 5 BF: 2 H: 2 R: 0 ER: 0 SO: 1 BB: 0 IBB: 0 HBP: 0 BLK: 0 WP: 0 HR: 7 S: 7 P: 7 ERA: 0.00 WHIP: 2.000																				
Shawn Chacon, R (1, 1) ERA: 3.8 18 Sean Burnett, L (4, 1) ERA: 12.0 34 John Grabow, L (7, 1) ERA: 12.0 73 Kevin Gryboski, R (8, 1) ERA: 12.0 36 Juan Pablo Perez, L (9, 1) ERA: 12.0	3.0 H 11 1 1 0 1 2 0 0 0 0 1 0 11 21 0.00 1.000																					
AB	R	H	RBI	BB	SO	LOB	WP	PB	SB	CS	PA											
31	2	6	2	3	4	14	1	0	0	0	34											

Batter	1	2	3	4	5	6	7	8	9	AB	R	H	RBI	BB	SO	LOB	TOP
18 Johnny Damon, L OBP: 0.318, SLG: 0.333 75 Bronson Sardinha, L OBP: 0.412, SLG: 0.588	4-0 28 E 24 1B BB	0-3 K			0-0 F7			1-0 G4-3		2	1	0	0	1	1	0	
28 Melky Cabrera, S OBP: 0.217, SLG: 0.292 73 Alberto Gonzalez, R OBP: 0.333, SLG: 0.273	0-0 E2 13 BB 24 1B FC3-6 1B		0-0 G6-3			0-0 L5		0-0 G5-3		3	1	1	0	0	0	0	
24 Robinson Cano, L OBP: 0.217, SLG: 0.217 92 Jose Tabata, R OBP: 0.538, SLG: 0.400	0-0 FC3-6 93 BB 1B		0-3 K			0-0 G4-3		1-0 HR		3	1	1	1	0	1	0	
13 Alex Rodriguez, R OBP: 0.478, SLG: 0.389 79 Tyler Clippard, R Luis Vizcaino, R 67 Eric Duncan, L OBP: 0.273, SLG: 0.444	4-0 FC3-6 BB		0-0 G6-3			0-3 K		0-0 HR		2	0	0	0	1	1	0	
Josh Phelps, R OBP: 0.471, SLG: 0.714 Mike Myers, L 34 Sean Henn, R	0-0 FC3-6 93 1B				0-0 G5-3			0-3 K		4	0	0	1	0	2	2	
93 Chris Basak, R OBP: 0.482, SLG: 0.769 66 Andy Cannizaro, R OBP: 0.333, SLG: 0.200	0-0 27 G6-3 1B		0-0 F8			0-0 F8		0-3 K2-3		2	0	1	1	0	0	0	
27 Kevin Thompson, R OBP: 0.375, SLG: 0.429 80 Steven Jackson, R Miguel Cairo, R OBP: 0.400, SLG: 0.308	0-0 G6-3		0-0 P4			4-0 59 S BB		0-0 G5-3		2	0	0	0	0	0	2	
59 Raul Chavez, R OBP: 0.167, SLG: 0.182 94 Jason Brown, R		0-0 G6-3			0-0 F9			1-0 P6		3	0	0	0	0	0	1	
29 Kei Igawa, L 64 Kevin Reese, L OBP: 0.471, SLG: 0.733		0-3 K			0-0 F8			0-0 75 CS 1B		1	0	0	0	0	1	0	
Inning Stats	R: 3 E: 1 K: 0 S: 5	H: 3 LOB: 1 BB: 2 P: 13	R: 0 E: 0 K: 2 S: 7	H: 0 LOB: 0 BB: 0 P: 7	R: 0 E: 0 K: 1 S: 5	H: 0 LOB: 0 BB: 0 P: 5	R: 0 E: 0 K: 0 S: 3	H: 0 LOB: 0 BB: 0 P: 3	R: 0 E: 0 K: 1 S: 5	H: 0 LOB: 0 BB: 1 P: 10	R: 0 E: 0 K: 2 S: 8	H: 1 LOB: 0 BB: 0 P: 4	R: 2 E: 0 K: 2 S: 8	H: 1 LOB: 0 BB: 0 P: 9	1B: 4 2B: 0 3B: 0 HR: 1	SF: 0 SAC: 0 DP: 1 HBP: 1	WP: 0 PA: 34 PB: 0 SB: 1 CS: 1
PITCHER	IP WLS BF H R ER SO BB IBB HBP BLK WP HR S P ERA WHIP	IP WLS BF H R ER SO BB IBB HBP BLK WP HR S P ERA WHIP	IP WLS BF H R ER SO BB IBB HBP BLK WP HR S P ERA WHIP	IP WLS BF H R ER SO BB IBB HBP BLK WP HR S P ERA WHIP	IP WLS BF H R ER SO BB IBB HBP BLK WP HR S P ERA WHIP	IP WLS BF H R ER SO BB IBB HBP BLK WP HR S P ERA WHIP	IP WLS BF H R ER SO BB IBB HBP BLK WP HR S P ERA WHIP	IP WLS BF H R ER SO BB IBB HBP BLK WP HR S P ERA WHIP	IP WLS BF H R ER SO BB IBB HBP BLK WP HR S P ERA WHIP	IP WLS BF H R ER SO BB IBB HBP BLK WP HR S P ERA WHIP	IP WLS BF H R ER SO BB IBB HBP BLK WP HR S P ERA WHIP	IP WLS BF H R ER SO BB IBB HBP BLK WP HR S P ERA WHIP	IP WLS BF H R ER SO BB IBB HBP BLK WP HR S P ERA WHIP	IP WLS BF H R ER SO BB IBB HBP BLK WP HR S P ERA WHIP	IP WLS BF H R ER SO BB IBB HBP BLK WP HR S P ERA WHIP	IP WLS BF H R ER SO BB IBB HBP BLK WP HR S P ERA WHIP	IP WLS BF H R ER SO BB IBB HBP BLK WP HR S P ERA WHIP

New York Yankees @ Pittsburgh Pirates
McKechnie Field, Bradenton, FL
Sat Mar 10 2007, 1:05 PM EST
Att: 5,877 - Partly Cloudy - 75 F

AB 30
R 5
H 5
RBI 5
BB 3
SO 7
LOB 6



Batter	1	2	3	4	5	6	7	8	9	AB	R	H	RBI	BB	SO	LOB	BOTTOM		
6 Chris Duffy, L OBP: 0.176, SLG: 0.176 13 Nyjer Morgan, L	0-0 F7		0-0 SH1-3		0-0 77 CS 1B		0-0 G3		0-0 F7	2	0	1	0	0	0	0			
77 Brian Bixler, R OBP: 0.500, SLG: 0.833	0-3 K		0-0 F7		4-0 25 BB 26 1B BB		0-0 2B		0-3 K	4	0	1	0	1	2	1			
26 Ronny Paulino, R OBP: 0.375, SLG: 0.813 11 Humberto Cota, R OBP: 0.428, SLG: 0.571	0-0 2B		0-0 2H HR		0-0 25 BB 1B		0-0 P6			3	1	3	2	0	0	0			
25 Adam LaRoche, L OBP: 0.471, SLG: 0.250 5 Yurendell Decaster, R OBP: 0.333, SLG: 0.333	0-3 K		0-3 K		4-0 35 G5-4-3 BB			0-0 G6-3		2	0	0	0	1	2	1			
35 Brad Eldred, R OBP: 0.615, SLG: 1.190		0-0 51 1B 1B		0-0 51 SH1-3 2B		0-0 G5-4-3		0-0 2B		4	1	3	0	0	0	3			
51 Luis Matos, R OBP: 0.400, SLG: 0.737 62 Chris Aguila, R OBP: 0.200, SLG: 0.167		0-0 29 G4-6-3 1B		0-0 SH1-3		0-0 P3		0-3 K		1	0	1	0	0	0	0			
Jose Castillo, R OBP: 0.338, SLG: 0.385 3 Javier Guzman, S OBP: 0.364, SLG: 0.222		0-3 K		0-0 29 G4-6 1B		0-0 G4-3		4-0 BB		3	0	1	1	0	1	2			
29 Don Kelly, L OBP: 0.346, SLG: 0.292 44 Josh Sharpless, R Damaso Marte, L		0-0 G4-6-3		0-0 FC4-6 1B		0-0 G4-3		0-3 K		3	0	0	0	0	0	3			
68 Michael Ryan, L OBP: 0.417, SLG: 0.667 16 Salomon Torres, R		1-2 1B		1-2 1B						1	0	0	0	1	2	0			
28 Paul Maholm, L 41 Ryan Doumit, S OBP: 0.538, SLG: 0.500 45 Ian Snell, R 53 Mike Edwards, R OBP: 0.429, SLG: 0.333			0-0 6 SH1-3 1B		0-0 G6-3		0-3 K		0-0 G6-3	0	0	0	0	0	0	0			
Inning Stats	R: 0 E: 0 K: 2 S: 8	H: 1 LOB: 1 BB: 0 P: 8	R: 0 E: 0 K: 1 S: 6	H: 2 LOB: 1 BB: 0 P: 6	R: 2 E: 0 K: 1 S: 7	H: 2 LOB: 0 BB: 0 P: 7	R: 1 E: 0 K: 0 S: 5	H: 2 LOB: 1 BB: 0 P: 5	R: 0 E: 0 K: 0 S: 3	H: 0 LOB: 3 BB: 2 P: 11	R: 0 E: 0 K: 1 S: 6	H: 1 LOB: 1 BB: 0 P: 6	R: 0 E: 0 K: 2 S: 8	H: 1 LOB: 2 BB: 1 P: 12	R: 0 E: 0 K: 1 S: 5	H: 0 LOB: 0 BB: 0 P: 5	1B: 6 2B: 4 3B: 0 HR: 1	SF: 0 SAC: 2 DP: 2 HBP: 0	WP: 0 PA: 38 PB: 0 SB: 0 CS: 1
PITCHER	IP WLS BF H R ER SO BB IBB HBP BLK WP HR S P ERA WHIP	IP WLS BF H R ER SO BB IBB HBP BLK WP HR S P ERA WHIP	IP WLS BF H R ER SO BB IBB HBP BLK WP HR S P ERA WHIP	IP WLS BF H R ER SO BB IBB HBP BLK WP HR S P ERA WHIP	IP WLS BF H R ER SO BB IBB HBP BLK WP HR S P ERA WHIP	IP WLS BF H R ER SO BB IBB HBP BLK WP HR S P ERA WHIP	IP WLS BF H R ER SO BB IBB HBP BLK WP HR S P ERA WHIP	IP WLS BF H R ER SO BB IBB HBP BLK WP HR S P ERA WHIP	IP WLS BF H R ER SO BB IBB HBP BLK WP HR S P ERA WHIP	IP WLS BF H R ER SO BB IBB HBP BLK WP HR S P ERA WHIP	IP WLS BF H R ER SO BB IBB HBP BLK WP HR S P ERA WHIP	IP WLS BF H R ER SO BB IBB HBP BLK WP HR S P ERA WHIP	IP WLS BF H R ER SO BB IBB HBP BLK WP HR S P ERA WHIP	IP WLS BF H R ER SO BB IBB HBP BLK WP HR S P ERA WHIP	IP WLS BF H R ER SO BB IBB HBP BLK WP HR S P ERA WHIP	IP WLS BF H R ER SO BB IBB HBP BLK WP HR S P ERA WHIP	IP WLS BF H R ER SO BB IBB HBP BLK WP HR S P ERA WHIP		

New York Yankees @ Pittsburgh Pirates
McKechnie Field, Bradenton, FL
Sat Mar 10 2007, 1:05 PM EST
Att: 5,877 - Partly Cloudy - 75 F

AB 33
R 3
H 11
RBI 3
BB 3
SO 8
LOB 15



Batter	1	2	3	4	5	6	7	8	9	AB	R	H	RBI	BB	SO	LOB	TOP					
76 Andrew McCutchen, R OBP: 0.462, SLG: 0.609 56 Josh Shortsief, R (6, 1) 68 Michael Ryan, L OBP: 0.400, SLG: 0.640 34 John Grabow, L (8, 1)										4	1	1	0	0	1	1	Pittsburgh Pirates @ Cincinnati Reds Ed Smith Stadium, Sarasota, FL Sun Mar 11 2007, 1:05 PM EDT Att: 5,187 - Sunny - 79 F					
2 Jack Wilson, R OBP: 0.385, SLG: 0.333 39 Marty McLeary, R (4, 1) 13 Nyier Morgan, L OBP: 0.167, SLG: 0.167										3	1	0	0	0	1	2						
Jason Bay, R OBP: 0.333, SLG: 0.556 35 Brad Eldred, R OBP: 0.571, SLG: 1.087										3	0	1	1	0	1	2						
62 Chris Aguilera, R OBP: 0.208, SLG: 0.182 53 Mike Edwards, R OBP: 0.400, SLG: 0.398										4	1	1	1	0	2	1						
José Bautista, R OBP: 0.280, SLG: 0.273 3 Javier Guzman, S OBP: 0.333, SLG: 0.200										4	0	1	2	0	1	0						
José Hernández, R OBP: 0.278, SLG: 0.389 13 Nate McLouth, L OBP: 0.316, SLG: 0.188										3	0	2	0	0	1	0						
29 Don Kelly, L OBP: 0.367, SLG: 0.296										3	1	1	0	1	0	2						
72 Einar Diaz, R OBP: 0.545, SLG: 0.444 41 Ryan Doumit, S OBP: 0.571, SLG: 0.636										2	0	0	0	1	0	2						
24 Tom Gorzelanny, R (1, 1) 77 Brian Bixler, R OBP: 0.522, SLG: 0.800 (4, PH) (4, 6)										1	0	0	0	0	0	3						
Inning Stats	R: 0 E: 0 K: 2 S: 7	H: 0 LOB: 0 BB: 0 P: 7	R: 0 E: 0 K: 1 S: 7	H: 2 LOB: 3 BB: 1 P: 11	R: 3 E: 1 K: 0 S: 8	H: 4 LOB: 2 BB: 0 P: 8	R: 1 E: 0 K: 1 S: 7	H: 2 LOB: 1 BB: 0 P: 7	R: 0 E: 0 K: 1 S: 5	H: 0 LOB: 0 BB: 0 P: 5	R: 0 E: 0 K: 3 S: 9	H: 0 LOB: 0 BB: 0 P: 9	R: 4 E: 2 K: 1 S: 8	H: 2 LOB: 1 BB: 2 P: 16	R: 0 E: 0 K: 0 S: 3	H: 0 LOB: 0 BB: 0 P: 3		1B: 7 2B: 3 3B: 0 HR: 0	SF: 0 SAC: 0 DP: 0 HBP: 0	WP: 0 PB: 0 SB: 0 CS: 0	PA: 42	
PITCHER	IP WLS BF H R ER SO BB IBB HBP BLK WP HR S P ERA WHIP	22 Eric Milton, L ERA: 2.08	37 Brian Shacketford, L ERA: 2.08	53 Brad Salmon, R ERA: 2.08	37 Brian Shacketford, L ERA: 2.08	53 Brad Salmon, R ERA: 2.08	37 Brian Shacketford, L ERA: 2.08	53 Brad Salmon, R ERA: 2.08	37 Brian Shacketford, L ERA: 2.08	53 Brad Salmon, R ERA: 2.08	37 Brian Shacketford, L ERA: 2.08	53 Brad Salmon, R ERA: 2.08	37 Brian Shacketford, L ERA: 2.08	53 Brad Salmon, R ERA: 2.08	37 Brian Shacketford, L ERA: 2.08	53 Brad Salmon, R ERA: 2.08	37 Brian Shacketford, L ERA: 2.08	53 Brad Salmon, R ERA: 2.08	37 Brian Shacketford, L ERA: 2.08	53 Brad Salmon, R ERA: 2.08	37 Brian Shacketford, L ERA: 2.08	53 Brad Salmon, R ERA: 2.08

Batter	1	2	3	4	5	6	7	8	9	AB	R	H	RBI	BB	SO	LOB	BOTTOM					
6 Ryan Freel, R OBP: 0.500, SLG: 0.611 30 Norris Hopper, R OBP: 0.227, SLG: 0.227										3	2	2	0	0	0	0	Pittsburgh Pirates @ Cincinnati Reds Ed Smith Stadium, Sarasota, FL Sun Mar 11 2007, 1:05 PM EDT Att: 5,187 - Sunny - 79 F					
2 Alex Gonzalez, R OBP: 0.385, SLG: 0.500 60 Joey Votto, L OBP: 0.545, SLG: 0.625										3	1	2	1	0	0	0						
12 Edwin Encarnación, R OBP: 0.348, SLG: 0.550 68 Anderson Machado, S OBP: 0.400, SLG: 0.500										4	1	2	1	0	0	1						
Adam Dunn, L OBP: 0.556, SLG: 0.938 16 Bubba Crosby, L OBP: 0.423, SLG: 0.609										3	0	0	0	0	2	3						
Jeff Conine, R OBP: 0.462, SLG: 0.615 75 Bobby Livingston, L (6, 1) 46 Mark Bellhorn, S OBP: 0.360, SLG: 0.350										3	1	1	1	0	2	1						
4 Brandon Phillips, R OBP: 0.304, SLG: 0.696 23 Chad Moeller, R OBP: 0.385, SLG: 0.364										3	1	1	0	0	1	2						
33 Josh Hamilton, L OBP: 0.000, SLG: 0.000 53 Brad Salmon, L 37 Brian Shacketford, L 9 Justin Castro, R OBP: 0.263, SLG: 0.556 Brian Meadows, R (8, 1)										3	0	3	1	0	0	0						
26 David Ross, R OBP: 0.273, SLG: 0.250 56 Todd Coffey, R (7, 1) 15 Dewayne Wise, L OBP: 0.273, SLG: 0.273 (8, 9)										3	0	1	1	0	0	3						
22 Eric Milton, L Kerry Ligtenberg, R Scott Hattberg, L OBP: 0.444, SLG: 0.613 29 Mike Stanton, L (5, 1) 34 Jerry Gil, R OBP: 0.250, SLG: 0.542 (6, 6)										1	0	0	0	0	1	2						
Inning Stats	R: 4 E: 0 K: 1 S: 11	H: 6 LOB: 2 BB: 0 P: 11	R: 0 E: 0 K: 0 S: 3	H: 0 LOB: 0 BB: 0 P: 3	R: 0 E: 0 K: 3 S: 9	H: 0 LOB: 0 BB: 0 P: 9	R: 0 E: 0 K: 1 S: 5	H: 1 LOB: 0 BB: 0 P: 5	R: 1 E: 0 K: 2 S: 9	H: 2 LOB: 1 BB: 0 P: 10	R: 1 E: 0 K: 0 S: 4	H: 2 LOB: 0 BB: 0 P: 4	R: 0 E: 0 K: 1 S: 5	H: 1 LOB: 1 BB: 1 P: 9	R: 3 E: 0 K: 2 S: 10	H: 3 LOB: 1 BB: 1 P: 15		1B: 12 2B: 2 3B: 0 HR: 1	SF: 0 SAC: 0 DP: 1 HBP: 0	WP: 0 PB: 0 SB: 2 CS: 1	PA: 39	
PITCHER	IP WLS BF H R ER SO BB IBB HBP BLK WP HR S P ERA WHIP	24 Tom Gorzelanny, L ERA: 14.21	39 Marty McLeary, R ERA: 3.86	56 Josh Shortsief, L ERA: 4.5	34 John Grabow, L ERA: 15.75	53 Brad Salmon, R ERA: 2.08	37 Brian Shacketford, L ERA: 2.08	53 Brad Salmon, R ERA: 2.08	37 Brian Shacketford, L ERA: 2.08	53 Brad Salmon, R ERA: 2.08	37 Brian Shacketford, L ERA: 2.08	53 Brad Salmon, R ERA: 2.08	37 Brian Shacketford, L ERA: 2.08	53 Brad Salmon, R ERA: 2.08	37 Brian Shacketford, L ERA: 2.08	53 Brad Salmon, R ERA: 2.08	37 Brian Shacketford, L ERA: 2.08	53 Brad Salmon, R ERA: 2.08	37 Brian Shacketford, L ERA: 2.08	53 Brad Salmon, R ERA: 2.08	37 Brian Shacketford, L ERA: 2.08	53 Brad Salmon, R ERA: 2.08



Batter	1	2	3	4	5	6	7	8	9	AB	R	H	RBI	BB	SO	LOB	TOP																			
24 Grady Sizemore, L (1.8) 65 Ben Francisco, R (6.8) OBP: 0.174, SLG: 0.400 OBP: 0.458, SLG: 0.810	F7		P6			E3				3	0	0	0	0	0	0	Cleveland Indians @ Pittsburgh Pirates Mon Mar 12 2007, 1:05 PM EDT Att: 5,069 - Partly Cloudy - 76 F McKechnie Field, Bradenton, FL																			
Trot Nixon, L (1.9) 38 Franklin Gutierrez, R (4.9) OBP: 0.294, SLG: 0.522	F9			FC5-4 HBP		G5-4-3		G5-3		1	0	0	0	0	0	0																				
Jason Michaels, R (1.7) 23 Mike Rose, S (7.7) OBP: 0.375, SLG: 0.625	G5-3			F9			E5		K	3	0	0	0	0	0	1																				
25 Ryan Garko, R (1.3) OBP: 0.241, SLG: 0.414		HR		F7			G4-6-3		K	4	1	1	1	0	1	2																				
Casey Blake, R (1.5) OBP: 0.200, SLG: 0.368	P6			FC5-4			15 WP		F7	4	0	1	0	0	0	1																				
15 Mike Rouse, L (1.4) 64 Asdrubal Cabrera, S (7.6) OBP: 0.292, SLG: 0.522 OBP: 0.300, SLG: 0.222	F8					F9				2	0	0	0	1	0	0																				
10 Kelly Shoppach, R (1.2) 59 Matt Miller, R (7.1) 53 Rafael Perez, L (8.1)	F7					P3			F9	3	0	0	0	0	0	2																				
11 Luis Rivas, R (1.6) OBP: 0.333, SLG: 0.476			F9			G5-3				2	0	0	0	1	0	0																				
45 Jeremy Sowers, L (1.1) 70 Tony Sipp, L (5.1) 30 Andy Marte, R (6. PH) 46 Aaron Fultz, L (6.1) 76 Wyatt Toregas, R (7.2)			K						G5-4-3	1	0	0	0	0	1	0																				
										0	0	0	0	0	0	0																				
										1	0	0	0	0	0	1																				
Inning Stats	R: 0 E: 0 K: 0 S: 3	H: 0 LOB: 0 BB: 0 P: 3	R: 1 E: 0 K: 0 S: 4	H: 1 LOB: 0 BB: 0 P: 4	R: 0 E: 0 K: 1 S: 5	H: 0 LOB: 0 BB: 0 P: 5	R: 0 E: 0 K: 0 S: 3	H: 0 LOB: 1 BB: 0 P: 4	R: 0 E: 0 K: 0 S: 3	H: 0 LOB: 0 BB: 0 P: 3	R: 0 E: 1 K: 1 S: 5	H: 0 LOB: 0 BB: 0 P: 5	R: 0 E: 1 K: 0 S: 4	H: 1 LOB: 2 BB: 1 P: 8	R: 0 E: 0 K: 0 S: 3	H: 0 LOB: 0 BB: 0 P: 7	R: 0 E: 0 K: 2 S: 7	H: 0 LOB: 0 BB: 0 P: 7	1B: 1 2B: 1 3B: 0 HR: 1	SF: 0 SAC: 0 DP: 3 HBP: 1	WP: 1 PB: 0 SB: 0 CS: 0	PA: 32														
PITCHER	IP	WLS	BF	H	R	ER	SO	BB	IBB	HBP	BLK	WP	HR	S	P	ERA	WHIP	PITCHER		IP	WLS	BF	H	R	ER	SO	BB	IBB	HBP	BLK	WP	HR	S	P	ERA	WHIP
Tony Armas, R (1.1) ERA: 2.0	4.0	W	14	1	1	1	1	0	0	1	0	0	1	15	16	2.25	0.250	55 Matt Capps, R (9.1) ERA: 10.8		0.1	0	1	0	0	0	0	0	0	0	0	1	1	0.00	0.000		
37 John Wasdin, R (5.1) ERA: 1.5	2.0	H	6	0	0	0	1	0	0	0	0	0	0	8	8	0.00	0.000																			
69 Jesse Chavez, R (7.1) ERA: 1.5	1.0	H	5	1	0	0	0	1	0	0	0	0	1	0	4	8	0.00	2.000																		
59 Dan Kolb, R (8.1) ERA: 1.5	1.0		4	1	0	0	0	1	0	0	0	0	0	3	7	0.00	2.000																			
Damaso Marte, L (9.1) ERA: 1.5	0.2		2	0	0	0	2	0	0	0	0	0	0	6	6	0.00	0.000																			

AB	29
R	1
H	3
RBI	1
BB	2
SO	4
LOB	9



Batter	1	2	3	4	5	6	7	8	9	AB	R	H	RBI	BB	SO	LOB	BOTTOM																			
6 Chris Duffy, L (1.8) 69 Jesse Chavez, R (7.1) OBP: 0.200, SLG: 0.200 OBP: 0.200, SLG: 0.174	77 G3 25 1B 77 S	F7		G6-3		SH1-3		K		3	1	1	0	0	0	2	Cleveland Indians @ Pittsburgh Pirates Mon Mar 12 2007, 1:05 PM EDT Att: 5,069 - Partly Cloudy - 76 F McKechnie Field, Bradenton, FL																			
77 Brian Bixler, R (1.6) OBP: 0.500, SLG: 0.708	G3	G3-1								4	1	1	0	1	1	2																				
Jason Bay, R (1.7) OBP: 0.500, SLG: 0.636	4-0 FC4-6 26 1B 25 1B									2	0	2	0	1	0	0																				
13 Nate McLouth, L (6. PR) OBP: 0.286, SLG: 0.167	26 FC4-6 25 1B									2	0	0	0	0	0	3																				
25 Adam LaRoche, L (1.3) OBP: 0.450, SLG: 0.267										3	0	1	1	0	1	3																				
35 Brad Eldred, R (6.3) OBP: 0.533, SLG: 1.000	26 FC4-6 1-2 3-H									2	0	0	0	0	2	3																				
26 Ronny Paulino, R (1.2) OBP: 0.368, SLG: 0.737	FC4-6 1-2 2-3									3	0	1	1	0	0	2																				
11 Humberto Cota, R (6.2) OBP: 0.375, SLG: 0.500	FC4-6 51 FC6-4									1	0	0	0	0	0	0																				
51 Luis Matos, R (1.9) OBP: 0.375, SLG: 0.652	FC6-4									4	1	1	0	0	0	4																				
59 Dan Kolb, R (8.1) Damaso Marte, L (9.1) 55 Matt Capps, R (9.1)										0	0	0	0	0	0	0																				
										0	0	0	0	0	0	0																				
										0	0	0	0	0	0	0																				
Inning Stats	R: 1 E: 0 K: 0 S: 5	H: 2 LOB: 2 BB: 1 P: 9	R: 1 E: 0 K: 1 S: 7	H: 2 LOB: 1 BB: 0 P: 7	R: 0 E: 0 K: 0 S: 3	H: 1 LOB: 0 BB: 0 P: 3	R: 1 E: 1 K: 0 S: 5	H: 1 LOB: 1 BB: 0 P: 6	R: 1 E: 0 K: 1 S: 8	H: 3 LOB: 2 BB: 0 P: 8	R: 0 E: 0 K: 1 S: 6	H: 1 LOB: 3 BB: 2 P: 14	R: 2 E: 0 K: 2 S: 9	H: 2 LOB: 1 BB: 1 P: 13	R: 0 E: 0 K: 2 S: 7	H: 0 LOB: 0 BB: 0 P: 7	1B: 8 2B: 3 3B: 0 HR: 1	SF: 0 SAC: 1 DP: 1 HBP: 0	WP: 1 PB: 0 SB: 1 CS: 0	PA: 40																
PITCHER	IP	WLS	BF	H	R	ER	SO	BB	IBB	HBP	BLK	WP	HR	S	P	ERA	WHIP	PITCHER		IP	WLS	BF	H	R	ER	SO	BB	IBB	HBP	BLK	WP	HR	S	P	ERA	WHIP
45 Jeremy Sowers, L (1.1) ERA: 4.5	4.0	L	19	6	3	2	1	1	0	0	0	0	0	20	25	4.50	1.750	55 Matt Capps, R (9.1) ERA: 10.8		0.1	0	1	0	0	0	0	0	0	0	1	1	0.00	0.000			
70 Tony Sipp, L (5.1) ERA: 4.5	1.0		6	3	1	1	1	0	0	0	0	0	0	8	8	9.00	3.000																			
46 Aaron Fultz, L (6.1) ERA: 4.76	1.0		6	1	0	0	1	1	1	0	0	0	0	6	14	0.00	2.000																			
59 Matt Miller, R (7.1) ERA: 3.38	1.0		6	2	2	2	2	1	0	0	0	0	1	9	13	18.00	3.000																			
53 Rafael Perez, L (8.1) ERA: 6.75	1.0		3	0	0	0	2	0	0	0	0	0	0	7	7	0.00	0.000																			

AB	35
R	6
H	12
RBI	6
BB	4
SO	7
LOB	24



Batter	1	2	3	4	5	6	7	8	9	AB	R	H	RBI	BB	SO	LOB	TOP			
6 Chris Duffy, L (1,8) 76 Andrew McCutchen, R (5,8) OBP: 0.174, SLG: 0.174 OBP: 0.429, SLG: 0.560	F7		G4-3		FC6-4		K			3	0	0	1	0	0	3	Pittsburgh Pirates @ Boston Red Sox City of Palms Park, Ft. Myers, FL Wed Mar 14 2007, 1:05 PM EDT Att: 8,159 - Partly Cloudy - 78 F			
2 Jack Wilson, R (1,6) 77 Brian Bixler, R (6,6) OBP: 0.333, SLG: 0.278 OBP: 0.483, SLG: 0.680	L9			G5-3	FC5-4			F9		3	0	0	0	0	0	2				
Jason Bay, R (1,7) 68 Michael Ryan, L (6,7) OBP: 0.460, SLG: 0.590 OBP: 0.385, SLG: 0.615	K			G5-3		P6		F7		3	0	0	0	0	1	0				
25 Adam LaRoche, L (1,3) 53 Mike Edwards, R (6, PR) OBP: 0.353, SLG: 0.297 (6,3)		F9		F7				L8		3	0	1	0	0	0	0				
35 Brad Eldred, R (1,10) OBP: 0.471, SLG: 0.862		K				K			K	4	0	0	0	0	4	1				
41 Ryan Doumit, S (1,2) 72 Einar Diaz, R (6,2) OBP: 0.529, SLG: 0.538 OBP: 0.583, SLG: 0.600		K				1B 51 HBP BB			75 1B F9-2 2B	2	1	0	0	1	2	1				
José Bautista, R (1,5) 75 Neil Walker, S (6,5) OBP: 0.333, SLG: 0.375 OBP: 0.550, SLG: 0.941			G3-1 51 FC1-5 2B		51 HBP 6 FC6-4 1B				2-3 1B	2	1	2	0	0	0	0				
Jose Castillo, R (1,4) OBP: 0.300, SLG: 0.400			G3-1		6 FC6-4 51 HBP 1B		G5-3		F9-2 3H	4	0	1	0	0	0	3				
51 Luis Matos, R (1,9) OBP: 0.370, SLG: 0.600			FC1-5		1-2 2-3 3H HBP		F7			2	0	0	1	0	0	1				
Inning Stats	R: 0 E: 0 K: 1 S: 5	H: 0 LOB: 0 BB: 5 P: 5	R: 0 E: 0 K: 2 S: 7	H: 0 LOB: 0 BB: 0 P: 7	R: 0 E: 0 K: 0 S: 4	H: 1 LOB: 1 BB: 0 P: 4	R: 0 E: 0 K: 0 S: 3	H: 0 LOB: 0 BB: 0 P: 3	R: 2 E: 0 K: 1 S: 7	H: 2 LOB: 2 BB: 1 P: 12	R: 0 E: 0 K: 2 S: 8	H: 1 LOB: 1 BB: 0 P: 8	R: 1 E: 0 K: 1 S: 6	H: 1 LOB: 0 BB: 0 P: 6	R: 0 E: 0 K: 0 S: 3	H: 2 LOB: 1 BB: 0 P: 6		1B: 4 2B: 3 3B: 0 HR: 1	SF: 0 SAC: 0 DP: 1 HBP: 1	WP: 0 PB: 0 SB: 0 CS: 0
PITCHER	IP	WLS	BF	H	R	ER	SO	BB	IBB	HBP	BLK	WP	HR	S	P	ERA	WHIP			
61 Kason Gabbard, L (1,1) ERA: 3.86	3.0		10	1	0	0	3	0	0	0	0	0	0	16	16	0.00	0.333			
51 Julian Tavarez, R (4,1) ERA: 4.69	2.0		10	2	2	2	1	1	0	1	0	0	0	10	15	9.00	1.500			
36 Joel Pineiro, R (6,1) ERA: 4.91	1.0	L	4	1	0	0	2	0	0	0	0	0	0	8	8	0.00	1.000			
J.C. Romero, L (7,1) ERA: 1.35	1.0		4	1	1	1	1	0	0	0	0	0	1	6	6	9.00	1.000			
37 Hideki Okajima, L (8,1) ERA: 2.7	1.0		3	0	0	0	0	0	0	0	0	0	0	3	3	0.00	0.000			

AB 33
R 3
H 7
RBI 3
BB 1
SO 8
LOB 11



Batter	1	2	3	4	5	6	7	8	9	AB	R	H	RBI	BB	SO	LOB	BOTTOM			
23 Julio Lugo, R (1,6) 76 Bobby Scales, S (8,7) OBP: 0.303, SLG: 0.300 OBP: 0.313, SLG: 0.357	G3		G4-3		G5-3		K			4	0	0	0	0	1	1	Pittsburgh Pirates @ Boston Red Sox City of Palms Park, Ft. Myers, FL Wed Mar 14 2007, 1:05 PM EDT Att: 8,159 - Partly Cloudy - 78 F			
20 Kevin Youkilis, R (1,3) 71 Jeff Bailey, R (9,3) OBP: 0.543, SLG: 0.607 OBP: 0.278, SLG: 0.267	G5-3		G4-3		HBP BB			HBP BB		2	0	0	0	2	0	0				
34 David Ortiz, L (1,10) Wily Mo Peña, R (6, PH) OBP: 0.276, SLG: 0.370 OBP: 0.320, SLG: 0.227 (9,10)			G6-3		F9			F9		2	0	0	0	1	0	2				
Manny Ramirez, R (1,7) 11 Joe McEwing, R (6,7) OBP: 0.516, SLG: 0.263 OBP: 0.333, SLG: 0.261 (8,5)	G3				L5			K		3	1	1	0	0	0	3				
7 J.D. Drew, L (1,9) 3 Alex Ochoa, R (7,9) OBP: 0.458, SLG: 0.727 OBP: 0.217, SLG: 0.238		E8 25 F8 1B			F8		K		G6-3	3	0	1	0	0	1	1				
Jason Varitek, S (1,2) 78 Kevin Cash, R (7,2) 75 Brandon Moss, L (9, PR) OBP: 0.227, SLG: 0.105 OBP: 0.444, SLG: 0.429 OBP: 0.423, SLG: 0.476					G4-3		K		77 F8 77 S BB	2	0	0	0	1	1	1				
25 Mike Lowell, R (1,5) 77 Ed Rogers, R (7,5) OBP: 0.276, SLG: 0.464 OBP: 0.500, SLG: 0.667 (8,6)					F8		F8		F8	3	1	1	2	0	0	2				
Coco Crisp, S (1,8) OBP: 0.226, SLG: 0.214		P3			HR					1	0	0	0	0	0	1				
15 Dustin Pedroia, R (1,4) OBP: 0.306, SLG: 0.258		F7			G5-3		L4-3		P5	4	0	0	0	0	0	4				
							G6-3		K	4	0	1	0	0	1	4				
Inning Stats	R: 0 E: 0 K: 0 S: 3	H: 0 LOB: 1 BB: 1 P: 7	R: 0 E: 1 K: 0 S: 4	H: 1 LOB: 2 BB: 1 P: 8	R: 0 E: 0 K: 0 S: 3	H: 0 LOB: 0 BB: 0 P: 3	R: 2 E: 0 K: 0 S: 5	H: 2 LOB: 0 BB: 0 P: 5	R: 0 E: 0 K: 2 S: 7	H: 0 LOB: 0 BB: 0 P: 7	R: 0 E: 0 K: 1 S: 5	H: 0 LOB: 0 BB: 0 P: 5	R: 0 E: 0 K: 1 S: 6	H: 0 LOB: 1 BB: 1 P: 10	R: 0 E: 0 K: 1 S: 6	H: 0 LOB: 2 BB: 1 P: 10	1B: 3 2B: 0 3B: 0 HR: 1	SF: 0 SAC: 0 DP: 0 HBP: 0	WP: 0 PB: 0 SB: 2 CS: 0	PA: 36
PITCHER	IP	WLS	BF	H	R	ER	SO	BB	IBB	HBP	BLK	WP	HR	S	P	ERA	WHIP			
57 Zach Duke, L (1,1) ERA: 4.15	4.0		18	4	2	2	0	2	0	0	0	0	0	16	24	4.50	1.500			
73 Kevin Gnyboski, R (5,1) ERA:	0.1		2	0	0	0	0	1	0	0	0	0	0	1	5	0.00	3.000			
36 Juan Pablo Perez, L (5,1) ERA:	0.2		2	0	0	0	0	0	0	0	0	0	0	2	2	0.00	0.000			
45 Ian Snell, R (6,1) ERA: 2.45	3.0	W	10	0	0	0	4	1	0	0	0	0	0	18	22	0.00	0.333			
44 Josh Sharpless, R (9,1) ERA: 1.8	1.0	S	4	0	0	0	1	1	0	0	0	0	0	6	10	0.00	1.000			

AB 31
R 2
H 4
RBI 2
BB 5
SO 5
LOB 22



Batter	1	2	3	4	5	6	7	8	9	AB	R	H	RBI	BB	SO	LOB	TOP										
30 Norris Hopper, R OBP: 0.233, SLG: 0.276 Paul Wilson, R OBP: 0.500, SLG: 0.500 48 Mike Gosling, L	G6-3		FC6-4			G4-3		1B		3	0	0	0	0	0	1	Cincinnati Reds @ Pittsburgh Pirates McKechnie Field, Bradenton, FL Thu Mar 15 2007, 1:05 PM EDT Att. 4,284 - Partly Cloudy - 79 F										
2 Alex Gonzalez, R OBP: 0.345, SLG: 0.448 Tyrell Godwin, L	K				G1-3		K	SF7		3	0	1	0	0	2	0											
4 Brandon Phillips, R OBP: 0.314, SLG: 0.686 68 Anderson Machado, S (7, PR)	G6-3				F8			K		3	0	1	0	0	0	1											
Jeff Conine, R OBP: 0.350, SLG: 0.421 60 Joey Votto, L OBP: 0.500, SLG: 0.526	G6-3				G1-3		G5-3		K	3	0	0	0	0	2	0											
27 Chris Denorfia, R OBP: 0.282, SLG: 0.206 71 Paul Janish, R OBP: 0.263, SLG: 0.333	K				CS			L4		2	0	0	0	1	1	0											
34 Jerry Gil, R OBP: 0.186, SLG: 0.406	G6-3				G6-3			K		4	0	0	0	0	2	2											
15 Dewayne Wise, L OBP: 0.211, SLG: 0.167					G3			G4-3		3	0	0	0	0	0	0											
23 Chad Moeller, R OBP: 0.444, SLG: 0.400								1B		2	1	1	0	1	1	0											
35 Kirk Saarloos, R OBP: 1.000, SLG: 1.000 29 Mike Stanton, L								1B		1	0	1	0	0	0	0											
83 Jay Bruce, L OBP: 0.500, SLG: 0.500								1B		2	0	1	0	0	0	1											
Inning Stats	R: 0 E: 0 K: 1 S: 5	H: 0 LOB: 0 BB: 0 P: 5	R: 0 E: 0 K: 1 S: 5	H: 0 LOB: 0 BB: 0 P: 5	R: 0 E: 0 K: 1 S: 6	H: 1 LOB: 1 BB: 0 P: 6	R: 0 E: 0 K: 0 S: 3	H: 1 LOB: 0 BB: 0 P: 3	R: 0 E: 0 K: 0 S: 2	H: 0 LOB: 0 BB: 1 P: 6	R: 0 E: 0 K: 2 S: 8	H: 1 LOB: 2 BB: 1 P: 12	R: 1 E: 0 K: 1 S: 8	H: 3 LOB: 2 BB: 0 P: 8	R: 0 E: 0 K: 2 S: 7	H: 0 LOB: 0 BB: 0 P: 7	1B: 5 2B: 1 3B: 0 HR: 0	SF: 1 SAC: 0 DP: 1 HBP: 0	WP: 0 PB: 0 SB: 0 CS: 1	PA: 34							
PITCHER	IP	WLS	BF	H	R	ER	SO	BB	IBB	HBP	BLK	WP	HR	S	P	ERA	WHIP										
28 Paul Maholm, L ERA: 3.52	4.2	W	15	2	0	0	3	0	0	0	0	0	0	21	21	0.00	0.429										
59 Dan Kolb, R ERA:	1.1		4	0	0	0	0	1	0	0	0	0	0	3	7	0.00	0.750										
37 John Wasdin, R ERA: 1.5	1.0		5	1	0	0	2	1	0	0	0	0	0	8	12	0.00	2.000										
69 Jesse Chavez, R ERA: 2.25	1.0		6	3	1	1	1	0	0	0	0	0	0	8	8	9.00	3.000										
55 Matt Capps, R ERA: 8.31	1.0		3	0	0	0	2	0	0	0	0	0	0	7	7	0.00	0.000										

Batter	1	2	3	4	5	6	7	8	9	AB	R	H	RBI	BB	SO	LOB	BOTTOM										
6 Chris Duffy, L OBP: 0.222, SLG: 0.259 Alex Fernandez, L	2B		1B		G4-3		F7	G4-3		4	2	2	0	0	0	2	Cincinnati Reds @ Pittsburgh Pirates McKechnie Field, Bradenton, FL Thu Mar 15 2007, 1:05 PM EDT Att. 4,284 - Partly Cloudy - 79 F										
2 Jack Wilson, R OBP: 0.330, SLG: 0.273 Dan Schwartzbauer, R	G1-3		F7		F9		K			4	0	1	0	0	0	2											
55 Matt Capps, R							1B			0	0	0	0	0	0	0											
13 Nate McLouth, L OBP: 0.320, SLG: 0.273 Brad Corley, R OBP: 0.333, SLG: 0.333	FC3		2B		1B		K			4	1	2	1	0	0	1											
25 Adam LaRoche, L OBP: 0.462, SLG: 0.333 5 Yurendell Decaster, R OBP: 0.538, SLG: 0.545			2B		1B		1B	1B		3	0	2	1	0	0	1											
José Bautista, R OBP: 0.355, SLG: 0.393 Chris Truby, R OBP: 1.000, SLG: 1.000	K		K		1B		1B	1B		4	1	2	3	0	2	3											
68 Michael Ryan, L OBP: 0.419, SLG: 0.645	G4-3				2B		K	1B		5	3	3	1	0	1	3											
29 Don Kelly, L OBP: 0.412, SLG: 0.367					1B			1B		3	1	2	2	1	1	0											
91 Taber Lee, S					1B			1B		1	0	0	0	0	0	3											
11 Humberto Cota, R OBP: 0.333, SLG: 0.667 37 John Wasdin, R	G4-3				2B			1B		4	1	1	3	0	1	4											
69 Jesse Chavez, R OBP: 0.333, SLG: 0.667 97 Angel Gonzalez, L (8, PH)					HR			1B		0	0	0	0	0	0	0											
28 Paul Maholm, L OBP: 0.333, SLG: 0.667 59 Dan Kolb, R	K				F8					2	0	0	0	0	1	0											
72 Einar Díaz, R OBP: 0.643, SLG: 0.667					G3-1			1B		2	0	2	2	0	0	0											
Inning Stats	R: 1 E: 0 K: 1 S: 8	H: 2 LOB: 2 BB: 0 P: 9	R: 0 E: 0 K: 2 S: 7	H: 0 LOB: 0 BB: 0 P: 7	R: 1 E: 0 K: 1 S: 7	H: 2 LOB: 1 BB: 0 P: 7	R: 3 E: 0 K: 0 S: 6	H: 3 LOB: 0 BB: 0 P: 6	R: 4 E: 0 K: 1 S: 10	H: 5 LOB: 2 BB: 0 P: 10	R: 2 E: 0 K: 1 S: 8	H: 3 LOB: 2 BB: 1 P: 12	R: 0 E: 0 K: 2 S: 8	H: 1 LOB: 1 BB: 0 P: 8	R: 2 E: 0 K: 1 S: 9	H: 4 LOB: 2 BB: 0 P: 9	1B: 14 2B: 5 3B: 0 HR: 1	SF: 0 SAC: 0 DP: 0 HBP: 0	WP: 1 PB: 0 SB: 0 CS: 0	PA: 46							
PITCHER	IP	WLS	BF	H	R	ER	SO	BB	IBB	HBP	BLK	WP	HR	S	P	ERA	WHIP										
35 Kirk Saarloos, R ERA: 6.35	4.0	L	20	7	5	5	4	0	0	0	0	0	0	10	10	36.00	5.000										
29 Mike Stanton, L ERA: 7.2	1.0		8	5	4	4	1	0	0	0	0	0	0	24	28	13.50	3.375										
Paul Wilson, R ERA: 8.71	2.2		17	8	4	4	4	1	0	0	0	0	0	1	1	0.00	0.000										
48 Mike Gosling, L ERA: 6.75	0.1		1	0	0	0	0	0	0	0	0	0	0	1	1	0.00	0.000										



Batter	1	2	3	4	5	6	7	8	9	AB	R	H	RBI	BB	SO	LOB	Pittsburgh Pirates @ Tampa Bay Devil Rays Progress Energy Park, Home of Al Lang Field, St. Petersburg, FL Fri Mar 16 2007, 1:05 PM EDT Att: 3,503 - Cloudy - 69 F								
76 Andrew McCutchen, R OBP: 0.395, SLG: 0.486 (5, 8)										5	0	1	0	0	1	0		AB 36 R 3 H 10 RBI 3 BB 0 SO 8 LOB 11							
13 Nate McLouth, L OBP: 0.321, SLG: 0.280 62 Chris Aquila, R OBP: 0.222, SLG: 0.200 (1, 8) (5, 7)										3	0	1	1	0	1	0									
26 Ronny Paulino, R OBP: 0.449, SLG: 0.800 72 Einar Diaz, R OBP: 0.600, SLG: 0.615 (1, 2) (5, 2)										3	0	1	0	0	1	2									
68 Michael Ryan, L OBP: 0.429, SLG: 0.657 (1, 10)										4	1	2	0	0	0	1									
Xavier Nady, R OBP: 0.250, SLG: 0.250 92 Jamie Romak, R (1, 9) (6, 9)										3	0	1	0	0	0	1									
José Bautista, R OBP: 0.353, SLG: 0.419 5 Yurendell Decaster, R OBP: 0.500, SLG: 0.500 (1, 4) (6, 3)										3	0	1	1	0	0	3									
29 Don Kelly, L OBP: 0.421, SLG: 0.455 (1, 6)										3	1	1	1	0	0	1									
José Hernández, R OBP: 0.296, SLG: 0.444 Dan Schwartzbauer, R (1, 3) (6, 4)										3	0	0	0	0	2	2									
75 Neil Walker, S OBP: 0.462, SLG: 0.783 (1, 5)										4	1	1	0	0	2	0									
Inning Stats	R: 0 E: 0 K: 1 S: 8	H: 3 LOB: 3 BB: 0 P: 8	R: 0 E: 0 K: 1 S: 5	H: 0 LOB: 0 BB: 0 P: 5	R: 0 E: 0 K: 1 S: 5	H: 0 LOB: 0 BB: 0 P: 5	R: 1 E: 0 K: 1 S: 7	H: 2 LOB: 1 BB: 0 P: 7	R: 1 E: 0 K: 0 S: 5	H: 3 LOB: 1 BB: 0 P: 5	R: 0 E: 0 K: 1 S: 6	H: 0 LOB: 1 BB: 0 P: 7	R: 0 E: 0 K: 0 S: 4	H: 1 LOB: 1 BB: 0 P: 4	R: 0 E: 0 K: 1 S: 5	H: 0 LOB: 0 BB: 0 P: 5	R: 1 E: 0 K: 2 S: 8		H: 1 LOB: 0 BB: 0 P: 8	1B: 6 2B: 3 3B: 0 HR: 1	SF: 0 SAC: 0 DP: 1 HBP: 1	WP: 0 PB: 0 SB: 0 CS: 0	PA: 37		
PITCHER	IP WLS BF H R ER SO BB IBB HBP BLK WP HR S P ERA WHIP																								
33 James Shields, R ERA: 2.25 Dan Miceli, R ERA: 11.57 28 AJ Reyes, R ERA: 1.5 46 Jeff Ridgway, L ERA: 11.57 53 Juan Salas, R ERA: 3.6	(1, 1) (6, 1) (7, 1) (8, 1) (9, 1)	5.0 1.0 1.0 1.0 1.0	WLS W H H 4	BF 22 4 4 3 4	H 8 0 1 0 1	R 2 0 0 0 1	ER 2 0 0 0 1	SO 4 1 0 1 2	BB 0 0 0 0 0	IBB 0 0 0 0 0	HBP 0 1 0 0 0	BLK 0 0 0 0 0	WP 0 0 0 0 0	HR 0 6 4 5 8	S 30 6 7 5 8	P 30 7 4 5 8	ERA 3.60 0.00 0.00 0.00 9.00	WHIP 1.600 0.000 1.000 0.000 1.000							

Batter	1	2	3	4	5	6	7	8	9	AB	R	H	RBI	BB	SO	LOB	Pittsburgh Pirates @ Tampa Bay Devil Rays Progress Energy Park, Home of Al Lang Field, St. Petersburg, FL Fri Mar 16 2007, 1:05 PM EDT Att: 3,503 - Cloudy - 69 F								
5 Rocco Baldelli, R OBP: 0.258, SLG: 0.433 61 Dustan Mohr, R OBP: 0.200, SLG: 0.286 (1, 8) (8, 7)										4	1	1	0	0	1	1		AB 35 R 8 H 12 RBI 7 BB 2 SO 2 LOB 16							
13 Carl Crawford, L OBP: 0.258, SLG: 0.276 3 Jorge Velandia, R OBP: 0.545, SLG: 0.571 (1, 7) (8, 6)										4	0	1	0	0	0	1									
Ty Wigginton, R OBP: 0.419, SLG: 0.630 64 Raul Casanova, S (1, 3) (8, 2)										3	1	1	0	1	0	1									
14 Greg Norton, S OBP: 0.267, SLG: 0.259 58 Hee-Seop Choi, L OBP: 0.236, SLG: 0.167 (1, 10) (7, PH) (8, 10)										3	1	0	1	0	0	3									
3 Jorge Cantu, R OBP: 0.310, SLG: 0.393 (1, 4)										4	1	2	0	0	0	1									
Delmon Young, R OBP: 0.285, SLG: 0.242 2 B.J. Upton, R OBP: 0.303, SLG: 0.333 (1, 9) (7, 9)										3	0	2	1	0	0	1									
1 Akinori Iwamura, L OBP: 0.160, SLG: 0.130 29 Joel Guzman, R OBP: 0.192, SLG: 0.375 (1, 5) (7, 5)										3	0	1	1	0	1	3									
Brendan Harris, R OBP: 0.294, SLG: 0.313 23 Carlos Pena, L OBP: 0.217, SLG: 0.238 (1, 6) (8, 3)										3	0	0	0	0	0	2									
8 Josh Paul, R OBP: 0.350, SLG: 0.294 35 Elijah Dukes, R OBP: 0.313, SLG: 0.241 (1, 2) (8, 8)										3	0	1	0	0	0	1									
Inning Stats	R: 2 E: 0 K: 0 S: 7	H: 3 LOB: 2 BB: 0 P: 7	R: 0 E: 0 K: 0 S: 3	H: 1 LOB: 0 BB: 0 P: 3	R: 0 E: 0 K: 1 S: 7	H: 1 LOB: 1 BB: 0 P: 7	R: 0 E: 0 K: 1 S: 6	H: 1 LOB: 2 BB: 1 P: 10	R: 1 E: 0 K: 0 S: 5	H: 2 LOB: 1 BB: 0 P: 5	R: 1 E: 0 K: 0 S: 5	H: 2 LOB: 1 BB: 0 P: 5	R: 4 E: 1 K: 0 S: 7	H: 2 LOB: 0 BB: 1 P: 11	R: 0 E: 0 K: 0 S: 0	H: 0 LOB: 0 BB: 0 P: 0	1B: 10 2B: 2 3B: 0 HR: 0		SF: 1 SAC: 1 DP: 1 HBP: 0	WP: 0 PB: 0 SB: 3 CS: 0	PA: 39				
PITCHER	IP WLS BF H R ER SO BB IBB HBP BLK WP HR S P ERA WHIP																								
24 Tom Gorzelanny, L ERA: 10.45 70 Jim Brower, R ERA: 9.0 54 Jonah Bayliss, R ERA: 9.0 39 Marty McLeary, R ERA: 4.5 73 Kevin Crysoski, R ERA: 5.06	(1, 1) (5, 1) (6, 1) (7, 1) (8, 1)	4.0 1.0 1.0 1.0 1.0	WLS L L L L	BF 17 5 5 5 7	H 5 2 2 2 4	R 2 0 1 1 3	ER 2 0 1 1 3	SO 17 1 1 1 3	BB 0 1 0 0 1	IBB 0 0 0 0 0	HBP 0 0 0 0 0	BLK 0 0 0 0 0	WP 0 0 0 0 0	HR 0 6 5 5 7	S 20 6 5 5 7	P 20 10 5 5 11	ERA 4.50 0.00 9.00 9.00 27.00	WHIP 1.250 2.000 2.000 2.000 3.000							

Batter	1	2	3	4	5	6	7	8	9	AB	R	H	RBI	BB	SO	LOB	TOP										
Luis Castillo, S OBP: 0.482, SLG: 0.417 30 Scott Baker, R	G4-3						G4-3		G5-3	3	0	2	0	0	0	0	Minnesota Twins @ Pittsburgh Pirates McKechnie Field, Bradenton, FL Sat Mar 17 2007, 1:05 PM EDT Att: 5,770 - Sunny - 62 F										
Jason Tyner, L OBP: 0.222, SLG: 0.206 41 Chris Heintz, R OBP: 0.385, SLG: 0.385			G4-6-3							0	0	0	0	0	0	0											
8 Nick Punto, S OBP: 0.325, SLG: 0.229 61 Tommy Watkins, R OBP: 0.280, SLG: 0.263				G4-6-3						2	0	1	0	2	0	1											
55 Mike Redmond, R OBP: 0.261, SLG: 0.190 72 Jeremy Cummings, R 77 Jason Miller, L										1	0	0	0	0	0	0											
11 Josh Rabe, R OBP: 0.348, SLG: 0.409										3	0	0	0	1	1	2											
5 Michael Cuddyer, R OBP: 0.395, SLG: 0.676 50 Garrett Jones, L OBP: 0.179, SLG: 0.333										0	0	0	0	0	0	0											
33 Justin Morneau, L OBP: 0.353, SLG: 0.406 58 Glenn Williams, S OBP: 0.235, SLG: 0.333										4	1	1	0	0	1	3											
Torii Hunter, R OBP: 0.387, SLG: 0.643 2 Denard Span, L OBP: 0.359, SLG: 0.389										0	0	0	0	0	0	0											
16 Jason Kubel, L OBP: 0.343, SLG: 0.412 56 Carmen Cali, L										4	1	1	0	0	0	2											
25 Alexi Casilla, S OBP: 0.342, SLG: 0.324										0	0	0	0	0	0	0											
26 Boof Bonser, R 38 Luis Antonio Rodriguez, S OBP: 0.275, SLG: 0.452										4	1	1	0	0	1	3											
Inning Stats	R: 0 E: 0 K: 0 S: 3	H: 1 LOB: 0 BB: 0 P: 3	R: 2 E: 0 K: 1 S: 7	H: 2 LOB: 0 BB: 0 P: 7	R: 0 E: 0 K: 0 S: 3	H: 1 LOB: 0 BB: 0 P: 3	R: 2 E: 0 K: 1 S: 7	H: 2 LOB: 0 BB: 0 P: 7	R: 0 E: 1 K: 2 S: 8	H: 1 LOB: 3 BB: 2 P: 16	R: 0 E: 0 K: 0 S: 3	H: 0 LOB: 0 BB: 1 P: 7	R: 0 E: 0 K: 1 S: 7	H: 0 LOB: 0 BB: 0 P: 7	R: 3 E: 0 K: 1 S: 8	H: 4 LOB: 1 BB: 0 P: 8	1B: 10 2B: 1 3B: 0 HR: 2	SF: 0 SAC: 0 DP: 3 HBP: 0	WP: 1 PB: 0 SB: 0 CS: 0	PA: 39							
PITCHER	IP	WLS	BF	H	R	ER	SO	BB	IBB	HBP	BLK	WP	HR	S	P	ERA	WHIP										
Tony Armas, R ERA: 3.95	4.2	L	20	7	4	4	3	1	0	0	0	0	2	25	29	7.71	1.714										
59 Brian Rogers, R ERA: 4.91	0.1		2	0	0	0	1	1	0	0	0	0	0	3	7	0.00	3.000										
52 Masumi Kuwata, R ERA: 6.75	1.0		4	1	0	0	1	1	0	0	0	1	0	3	7	0.00	2.000										
44 Josh Sharpless, R ERA: 1.5	1.0		4	0	0	0	0	1	0	0	0	0	0	3	7	0.00	1.000										
16 Salomon Torres, R ERA: 10.8	1.0		3	0	0	0	1	0	0	0	0	0	0	7	7	0.00	0.000										
55 Matt Capps, R ERA: 11.81	1.0		6	4	3	3	1	0	0	0	0	0	0	8	8	27.00	4.000										
Batter	1	2	3	4	5	6	7	8	9	AB	R	H	RBI	BB	SO	LOB	BOTTOM										
6 Chris Duffy, L OBP: 0.200, SLG: 0.233 51 Luis Matos, R OBP: 0.387, SLG: 0.571	K									3	0	0	0	0	1	3	Minnesota Twins @ Pittsburgh Pirates McKechnie Field, Bradenton, FL Sat Mar 17 2007, 1:05 PM EDT Att: 5,770 - Sunny - 62 F										
2 Jack Wilson, R OBP: 0.393, SLG: 0.333 77 Brian Bixler, R OBP: 0.444, SLG: 0.594										2	0	2	0	1	0	0											
Jason Bay, R OBP: 0.319, SLG: 0.381 68 Michael Ryan, L OBP: 0.432, SLG: 0.649										2	0	0	0	0	1	2											
25 Adam LaRoche, L OBP: 0.414, SLG: 0.292 52 Masumi Kuwata, R 35 Brad Eldred, R OBP: 0.487, SLG: 0.848										3	0	0	0	0	2	3											
26 Ronny Paulino, R OBP: 0.500, SLG: 0.821 11 Humberto Cota, R OBP: 0.286, SLG: 0.571										0	0	0	0	0	0	0											
Xavier Nady, R OBP: 0.333, SLG: 0.333 53 Mike Edwards, R OBP: 0.381, SLG: 0.235										2	0	2	1	0	0	0											
29 Don Kelly, L OBP: 0.415, SLG: 0.444 5 Yurendell Decaster, R OBP: 0.500, SLG: 0.571										3	0	3	0	0	0	0											
Jose Castillo, R OBP: 0.336, SLG: 0.346 44 Josh Sharpless, R 16 Salomon Torres, R 62 Chris Aguilera, R OBP: 0.243, SLG: 0.192 55 Matt Capps, R 75 Neil Walker, S OBP: 0.144, SLG: 0.750										3	0	1	0	0	0	3											
29 Don Kelly, L OBP: 0.415, SLG: 0.444 5 Yurendell Decaster, R OBP: 0.500, SLG: 0.571										2	0	1	0	0	1	3											
Tony Armas, R OBP: 0.333, SLG: 0.333 59 Brian Rogers, R										2	0	0	0	0	2	3											
41 Ryan Doumit, S OBP: 0.524, SLG: 0.500										2	0	0	0	0	1	3											
Inning Stats	R: 0 E: 0 K: 2 S: 8	H: 1 LOB: 1 BB: 0 P: 8	R: 0 E: 0 K: 1 S: 8	H: 3 LOB: 3 BB: 0 P: 8	R: 0 E: 0 K: 1 S: 5	H: 2 LOB: 2 BB: 0 P: 5	R: 0 E: 0 K: 1 S: 5	H: 1 LOB: 0 BB: 1 P: 9	R: 0 E: 0 K: 0 S: 5	H: 2 LOB: 2 BB: 0 P: 5	R: 1 E: 0 K: 0 S: 4	H: 1 LOB: 1 BB: 0 P: 7	R: 0 E: 0 K: 1 S: 6	H: 1 LOB: 0 BB: 0 P: 6	R: 2 E: 1 K: 2 S: 11	H: 3 LOB: 3 BB: 0 P: 13	1B: 12 2B: 2 3B: 0 HR: 0	SF: 0 SAC: 0 DP: 1 HBP: 2	WP: 0 PB: 0 SB: 1 CS: 0	PA: 44							
PITCHER	IP	WLS	BF	H	R	ER	SO	BB	IBB	HBP	BLK	WP	HR	S	P	ERA	WHIP										
26 Boof Bonser, R ERA: 2.25	4.0	W	18	7	0	0	5	1	0	0	0	0	0	10	14	0.00	1.500										
30 Scott Baker, R ERA: 9.64	2.0		9	2	0	0	1	1	0	0	0	0	0	10	14	0.00	1.500										
72 Jeremy Cummings, R ERA: 1.5	1.0		5	1	1	1	0	0	0	1	0	0	0	4	7	9.00	1.000										
87 Jason Miller, L ERA: 2.7	1.0	H	4	1	0	0	1	0	0	0	0	0	0	6	6	0.00	1.000										
56 Carmen Cali, L ERA: 12.71	1.0		8	3	2	2	2	0	0	1	0	0	0	11	13	18.00	3.000										


Batter	1	2	3	4	5	6	7	8	9	AB	R	H	RBI	BB	SO	LOB	TOP										
6 Chris Duffy, L (1.8) 76 Andrew McCutchen, R (6.8) OBP: 0.162, SLG: 0.212 OBP: 0.385, SLG: 0.472	P5		FC4-6			L3		F9		3	0	0	0	0	0	2	Pittsburgh Pirates @ New York Yankees Legends Field, Tampa, FL Sun Mar 18 2007, 1:15 PM EDT Att: 10,333 - Sunny - 66 F										
51 Luis Matos, R (1.9) OBP: 0.371, SLG: 0.563	P4		P6			F9		F9		4	0	1	0	0	0	2											
Jason Bay, R (1.7) 72 Einar Diaz, R (6.2) OBP: 0.330, SLG: 0.333 OBP: 0.563, SLG: 0.571	F7				F9	G6-3		F7		3	0	0	0	0	0	0											
25 Adam LaRoche, L (1.3) 35 Brad Eldred, R (7.3) OBP: 0.375, SLG: 0.259 OBP: 0.475, SLG: 0.824		F8			K			F7		3	0	0	0	0	1	0											
68 Michael Ryan, L (1.10) OBP: 0.439, SLG: 0.625	F8							F7		3	1	1	0	1	0	0											
Jose Bautista, R (1.5) 75 Neil Walker, S (7.5) OBP: 0.324, SLG: 0.382 OBP: 0.464, SLG: 0.760	B1-3				F8			F9		3	0	0	0	0	0	2											
41 Ryan Doumit, S (1.2) 13 Nate McLouth, L (6.7) OBP: 0.565, SLG: 0.529 OBP: 0.333, SLG: 0.269			FC4-6			L9-3		G3		1	0	1	0	1	0	0											
Jose Castillo, R (1.4) 5 Yurendell Decaster, R (7.4) OBP: 0.276, SLG: 0.345 OBP: 0.471, SLG: 0.533		F8			L9-3			K		3	0	1	1	0	0	2											
77 Brian Bixler, R (1.6) OBP: 0.436, SLG: 0.571					K			G1-3		3	0	1	0	0	1	2											
Inning Stats	R: 0 E: 0 K: 0 S: 3	H: 0 LOB: 0 BB: 0 P: 3	R: 0 E: 0 K: 0 S: 3	H: 0 LOB: 0 BB: 0 P: 3	R: 0 E: 0 K: 0 S: 5	H: 2 LOB: 2 BB: 0 P: 5	R: 0 E: 0 K: 1 S: 6	H: 1 LOB: 1 BB: 0 P: 6	R: 0 E: 0 K: 1 S: 4	H: 0 LOB: 0 BB: 1 P: 8	R: 0 E: 0 K: 0 S: 3	H: 0 LOB: 0 BB: 0 P: 3	R: 1 E: 0 K: 0 S: 4	H: 1 LOB: 2 BB: 2 P: 12	R: 0 E: 0 K: 0 S: 4	H: 1 LOB: 1 BB: 0 P: 4		R: 0 E: 0 K: 1 S: 6	H: 1 LOB: 1 BB: 0 P: 6	1B: 5 2B: 2 3B: 0 HR: 0	SF: 0 SAC: 0 DP: 1 HBP: 0	WP: 0 PB: 0 CS: 0	PA: 35				
PITCHER	IP	WLS	BF	H	R	ER	SO	BB	IBB	HBP	BLK	WP	HR	S	P	ERA	WHIP										
35 Mike Mussina, R (1.1) ERA: 3.46	5.0	W	18	3	0	0	2	1	0	0	0	0	0	21	25	0.00	0.800										
42 Mariano Rivera, R (6.1) ERA:	1.0		3	0	0	0	0	0	0	0	0	0	0	3	3	0.00	0.000										
Kyle Farnsworth, R (7.1) ERA: 3.6	1.0		6	1	1	1	0	2	0	0	0	0	0	4	12	9.00	3.000										
Mike Myers, L (8.1) ERA: 2.25	1.0		4	1	0	0	0	0	0	0	0	0	0	4	4	0.00	1.000										
Luis Vizcaino, R (9.1) ERA: 2.57	1.0		4	1	0	0	1	0	0	0	0	0	0	6	6	0.00	1.000										

Batter	1	2	3	4	5	6	7	8	9	AB	R	H	RBI	BB	SO	LOB	BOTTOM										
18 Johnny Damon, L (1.8) 27 Kevin Thompson, R (4, PR) OBP: 0.378, SLG: 0.333 OBP: 0.379, SLG: 0.577	G3		P5		P3			K		2	0	0	0	1	0	0	Pittsburgh Pirates @ New York Yankees Legends Field, Tampa, FL Sun Mar 18 2007, 1:15 PM EDT Att: 10,333 - Sunny - 66 F										
2 Derek Jeter, R (1.6) 93 Chris Basak, R (7.6) OBP: 0.381, SLG: 0.359 OBP: 0.500, SLG: 0.800	G4-3					G4-3		G6-3		3	1	1	1	1	0	0											
25 Jason Giambi, L (1.10) 12 Andy Phillips, R (6, PH) OBP: 0.308, SLG: 0.500 OBP: 0.200, SLG: 0.200			L9			K		G6-3		4	1	2	4	0	1	1											
13 Alex Rodriguez, R (1.5) 90 Angel Chavez, R (4, PR) OBP: 0.425, SLG: 0.412 OBP: 0.156, SLG: 0.111	G4-3		G5-3			K				3	0	1	0	0	0	2											
55 Hideki Matsui, L (1.7) 64 Kevin Reese, L (4, PR) OBP: 0.366, SLG: 0.487 OBP: 0.300, SLG: 0.429	E5					G4-3		K		2	0	0	0	0	1	1											
20 Jorge Posada, S (1.2) 17 Ben Davis, S (7, PR) OBP: 0.482, SLG: 0.682 OBP: 0.250, SLG: 0.625	F9									4	0	2	0	0	1	1											
Josh Phelps, R (1.3) 11 Doug Mientkiewicz, L (5, 3) OBP: 0.491, SLG: 0.609 OBP: 0.233, SLG: 0.043										3	1	2	0	0	0	3											
24 Robinson Cano, L (1.4) Miguel Cairo, R (6, 4) OBP: 0.333, SLG: 0.476 OBP: 0.452, SLG: 0.333	F8									3	1	1	0	0	0	2											
28 Melky Cabrera, S (1.9) 75 Bronson Sardinha, L (6, 9) OBP: 0.200, SLG: 0.205 OBP: 0.355, SLG: 0.467	FC4-6									1	0	0	0	0	1	2											
Inning Stats	R: 0 E: 0 K: 0 S: 4	H: 1 LOB: 1 BB: 0 P: 4	R: 0 E: 1 K: 0 S: 5	H: 1 LOB: 2 BB: 0 P: 5	R: 0 E: 0 K: 0 S: 4	H: 1 LOB: 1 BB: 0 P: 4	R: 7 E: 0 K: 1 S: 12	H: 7 LOB: 3 BB: 2 P: 20	R: 0 E: 0 K: 1 S: 5	H: 0 LOB: 0 BB: 0 P: 5	R: 0 E: 0 K: 2 S: 7	H: 0 LOB: 0 BB: 0 P: 7	R: 0 E: 0 K: 1 S: 6	H: 1 LOB: 2 BB: 1 P: 10	R: 1 E: 0 K: 2 S: 9	H: 2 LOB: 1 BB: 0 P: 9		1B: 10 2B: 1 3B: 1 HR: 1	SF: 0 SAC: 0 DP: 0 HBP: 0	WP: 0 PB: 0 CS: 0	PA: 41						
PITCHER	IP	WLS	BF	H	R	ER	SO	BB	IBB	HBP	BLK	WP	HR	S	P	ERA	WHIP										
57 Zach Duke, L (1.1) 7.02	3.2	L	23	9	7	7	1	2	0	0	0	0	0	7	7	0.00	0.750										
27 Shane Youman, L (4.1) ERA:	1.1		5	1	0	0	1	0	0	0	0	0	0	8	8	0.00	0.000										
36 Juan Pablo Perez, L (6.1) ERA:	1.1		4	0	0	0	2	0	0	0	0	0	0	8	8	0.00	0.000										
70 Jim Brower, R (7.1) ERA:	0.2		4	1	0	0	1	1	0	0	0	0	0	5	9	0.00	3.000										
Damaso Marte, L (8.1) ERA: 6.75	1.0		5	2	1	1	2	0	0	0	0	0	0	9	9	9.00	2.000										

AB	32
R	1
H	6
RBI	1
BB	3
SO	3
LOB	14



AB	38
R	8
H	13
RBI	8
BB	3
SO	7
LOB	16



Batter	1	2	3	4	5	6	7	8	9	AB	R	H	RBI	BB	SO	LOB	TOP			
76 Andrew McCutchen, R (1.8) OBP: 0.341, SLG: 0.415										5	0	0	0	0	0	2	Pittsburgh Pirates @ Philadelphia Phillies Bright House Networks Field, Clearwater, FL Mon Mar 19 2007, 1:05 PM EDT Att: 7,992 - Sunny - 69 F			
2 Jack Wilson, R (1.6) OBP: 0.419, SLG: 0.407										3	2	2	0	0	0	0				
51 Luis Matos, R (6.9) OBP: 0.378, SLG: 0.545										1	0	0	0	1	0	0				
26 Ronny Paulino, R (1.2) OBP: 0.516, SLG: 0.639										3	0	2	2	0	0	0				
11 Humberto Cota, R (6.2) OBP: 0.375, SLG: 0.600										2	0	0	0	0	1	3				
35 Brad Eldred, R (1.3) OBP: 0.442, SLG: 0.757										3	0	0	0	0	1	2				
75 Neil Walker, S (6.5) OBP: 0.433, SLG: 0.704										2	0	0	0	0	1	3				
Xavier Nady, R (1.9) OBP: 0.389, SLG: 0.389										3	0	2	0	0	0	1				
77 Brian Bixler, R (6.6) OBP: 0.425, SLG: 0.556										1	1	0	0	0	0	0				
13 Nate McLouth, L (1.7) OBP: 0.353, SLG: 0.333										4	1	2	1	0	0	3				
Jose Bautista, R (1.9) OBP: 0.362, SLG: 0.393										3	0	0	0	0	0	1				
39 Marty McLeary, R (6.1)										0	0	0	0	0	0	0				
73 Kevin Gryboski, R (7.1)										0	0	0	0	0	0	0				
59 Wendell DeGuzman, R (6.9)										0	0	0	0	0	0	0				
59 Dan Kolb, R (8.1)										0	0	0	0	0	0	0				
16 Salomon Torres, R (8.1)										0	0	0	0	0	0	0				
29 Don Kelly, L (1.4) OBP: 0.444, SLG: 0.513										3	1	2	1	1	0	1				
45 Ian Snell, R (1.1)										2	0	0	0	0	1	2				
41 Ryan Doumit, S (6.3) OBP: 0.520, SLG: 0.474										2	0	0	0	0	0	2				
Inning Stats	R: 1 E: 0 K: 0 S: 6	H: 3 LOB: 2 BB: 0 P: 6	R: 0 E: 0 K: 1 S: 5	H: 1 LOB: 1 BB: 0 P: 5	R: 1 E: 0 K: 0 S: 5	H: 2 LOB: 1 BB: 0 P: 5	R: 0 E: 0 K: 1 S: 5	H: 0 LOB: 0 BB: 0 P: 5	R: 0 E: 0 K: 0 S: 3	H: 1 LOB: 0 BB: 0 P: 3	R: 1 E: 0 K: 1 S: 6	H: 1 LOB: 2 BB: 2 P: 15	R: 1 E: 0 K: 0 S: 5	H: 2 LOB: 1 BB: 0 P: 6	R: 0 E: 0 K: 0 S: 3	H: 0 LOB: 1 BB: 0 P: 4	1B: 8 2B: 4 3B: 1 HR: 0	SF: 0 SAC: 0 DP: 2 HBP: 1	WP: 0 PB: 0 SB: 2 CS: 0	PA: 40
PITCHER	IP WLS BF H R ER SO BB IBB HBP BLK WP HR S P ERA WHIP																			
23 Adam Eaton, R (1.1) ERA: 4.63	5.0 L 22 8 3 3 2 0 0 0 0 0 0 0 26 26 5.40 1.600																			
67 Joe Bisenius, R (6.1) ERA: 2.57	1.2 8 2 1 1 0 2 0 0 0 0 0 0 6 15 5.40 2.400																			
40 Matt Smith, L (7.1) ERA: 9.82	1.1 6 2 1 0 1 0 0 0 0 0 0 0 8 9 0.00 1.500																			
Jim Ed Warden, R (9.1) ERA: 6.75	1.0 4 0 0 0 0 0 0 0 1 0 0 0 3 4 0.00 0.000																			

AB	37
R	5
H	12
RBI	5
BB	2
SO	3
LOB	17



Batter	1	2	3	4	5	6	7	8	9	AB	R	H	RBI	BB	SO	LOB	BOTTOM					
11 Jimmy Rollins, S (1.6) OBP: 0.455, SLG: 0.324										3	0	0	0	0	2	0	Pittsburgh Pirates @ Philadelphia Phillies Bright House Networks Field, Clearwater, FL Mon Mar 19 2007, 1:05 PM EDT Att: 7,992 - Sunny - 69 F					
73 Brent Abernathy, R (8.4) OBP: 0.367, SLG: 0.370										4	0	1	0	0	1	2						
Abraham Nunez, S (1.5) OBP: 0.356, SLG: 0.278										3	0	1	0	0	2	0						
26 Chase Utley, L (1.4) OBP: 0.422, SLG: 0.550										1	0	1	1	0	0	0						
78 Brennan King, R (8.5) OBP: 0.382, SLG: 0.484										3	0	1	0	0	1	1						
6 Ryan Howard, L (1.3) OBP: 0.409, SLG: 0.556										1	0	0	0	0	2							
62 Dusty Wathan, R (8.3) OBP: 0.333, SLG: 0.333										1	0	0	0	0	2							
Pat Burrell, R (1.7) OBP: 0.342, SLG: 0.500										2	0	0	0	1	0	1						
40 Matt Smith, L (7.1)										0	0	0	0	0	0	0						
Jim Ed Warden, R (9.1)										0	0	0	0	0	0	0						
60 Ronald Colloway, L (6, PH) OBP: 0.368, SLG: 0.722										1	0	0	0	0	0	0						
Karim Garcia, L (1.9) OBP: 0.333, SLG: 0.378										4	0	1	0	0	0	1						
Aaron Rowand, R (1.8) OBP: 0.220, SLG: 0.298										4	0	1	0	0	0	1						
51 Carlos Ruiz, R (1.2) OBP: 0.281, SLG: 0.310										4	0	2	0	0	0	1						
23 Adam Eaton, R (1.1)										2	0	0	0	1	0	1						
8 Shane Victorino, S (5, PH) OBP: 0.469, SLG: 0.556										1	0	0	0	0	0	0						
67 Joe Bisenius, R (6.1)										0	0	0	0	0	0	0						
9 Michael Bourn, L (7.7) OBP: 0.372, SLG: 0.500										0	1	0	0	1	0	0						
Inning Stats	R: 0 E: 0 K: 2 S: 7	H: 0 LOB: 0 BB: 0 P: 7	R: 0 E: 0 K: 0 S: 5	H: 3 LOB: 3 BB: 1 P: 9	R: 0 E: 0 K: 2 S: 7	H: 1 LOB: 0 BB: 0 P: 7	R: 0 E: 0 K: 0 S: 3	H: 0 LOB: 1 BB: 1 P: 7	R: 0 E: 0 K: 1 S: 5	H: 0 LOB: 0 BB: 0 P: 5	R: 0 E: 0 K: 1 S: 6	H: 1 LOB: 1 BB: 0 P: 6	R: 0 E: 0 K: 0 S: 3	H: 1 LOB: 0 BB: 0 P: 3	R: 1 E: 0 K: 0 S: 4	H: 2 LOB: 1 BB: 1 P: 8	R: 0 E: 0 K: 0 S: 3	H: 0 LOB: 0 BB: 0 P: 3	1B: 7 2B: 1 3B: 0 HR: 0	SF: 0 SAC: 0 DP: 2 HBP: 0	WP: 0 PB: 0 SB: 0 CS: 0	PA: 34
PITCHER	IP WLS BF H R ER SO BB IBB HBP BLK WP HR S P ERA WHIP																					
45 Ian Snell, R (1.1) ERA: 1.69	5.0 W 19 4 1 0 0 1 0 0 0 0 0 0 6 6 0.00 1.000																					
39 Marty McLeary, R (6.1) ERA: 4.0	1.0 H 4 1 0 0 1 0 0 0 0 0 0 0 6 6 0.00 1.000																					
73 Kevin Gryboski, R (7.1) ERA: 4.26	1.0 3 1 0 0 0 0 0 0 0 0 0 0 3 3 0.00 1.000																					
59 Dan Kolb, R (8.1) ERA: 1.42	1.0 5 2 1 1 0 1 0 0 0 0 0 0 4 8 9.00 3.000																					
16 Salomon Torres, R (9.1) ERA: 9.0	1.0 3 0 0 0 0 0 0 0 0 0 0 0 3 3 0.00 0.000																					

AB	31
R	1
H	8
RBI	1
BB	3
SO	6
LOB	12



Batter	1	2	3	4	5	6	7	8	9	AB	R	H	RBI	BB	SO	LOB	TOP										
Ivan Rodriguez, R (1,2) OBP: 0.426, SLG: 0.651 8 Neifi Perez, S (5,4) OBP: 0.513, SLG: 0.483	G6-3		K				BB		BB	2	0	0	0	1	1	0	Detroit Tigers @ Pittsburgh Pirates McKechnie Field, Bradenton, FL Tue Mar 20 2007, 1:05 PM EDT Att: 6,102 - Sunny - 74 F										
14 Placido Polanco, R (1,4) OBP: 0.581, SLG: 0.694 68 Ryan Raburn, R (5,9) OBP: 0.458, SLG: 0.600	2B		F8				BB		BB	2	0	1	0	1	0	0											
3 Gary Sheffield, R (1,9) OBP: 0.517, SLG: 0.724 94 Jose Mesa, R (5,1) 62 Tim Byrdak, L (7,1) Derek Jeter, S (6,PH) 60 Preston Larrison, R (5,1) Scott Sizemore, R (5,PH)	BB						BB		BB	1	0	0	0	2	1	3											
Craig Monroe, R (1,7) OBP: 0.343, SLG: 0.438 Jeremy Laster, R (6,7)	K								K	2	0	1	0	1	1	2											
9 Carlos Guillen, S (1,6) OBP: 0.289, SLG: 0.333 39 Ramon Santiago, S (6,6) OBP: 0.375, SLG: 0.500	F9								F9	3	0	0	0	0	0	5											
31 Chris Shelton, R (1,3) OBP: 0.390, SLG: 0.514 33 Marcus Thames, R (6,3) OBP: 0.353, SLG: 0.606	K								F8	3	0	0	0	0	1	2											
15 Brandon Inge, R (1,5) OBP: 0.314, SLG: 0.310	G6-3								F8	4	1	2	0	0	1	1											
20 Omar Infante, R (1,8) OBP: 0.299, SLG: 0.300 28 Curtis Granderson, L (5,8) OBP: 0.300, SLG: 0.435	K								F8	2	0	0	0	0	1	1											
35 Justin Verlander, R (1,1) Nick McIntyre, S (5,PH) 13 Vance Wilson, R (5,2) OBP: 0.394, SLG: 0.533	P2								F7	1	0	0	0	0	0	0											
Inning Stats	R: 0 E: 0 K: 1 S: 6	H: 1 LOB: 2 BB: 1 P: 10	R: 0 E: 0 K: 2 S: 7	H: 0 LOB: 0 BB: 0 P: 7	R: 0 E: 0 K: 1 S: 5	H: 0 LOB: 0 BB: 0 P: 5	R: 0 E: 0 K: 0 S: 2	H: 0 LOB: 1 BB: 2 P: 10	R: 0 E: 0 K: 1 S: 6	H: 1 LOB: 3 BB: 2 P: 14	R: 0 E: 0 K: 1 S: 5	H: 1 LOB: 2 BB: 1 P: 9	R: 0 E: 0 K: 1 S: 6	H: 1 LOB: 1 BB: 0 P: 6	R: 1 E: 0 K: 0 S: 6	H: 3 LOB: 2 BB: 0 P: 6		1B: 3 2B: 5 3B: 0 HR: 0	SF: 0 SAC: 0 DP: 1 HBP: 0	WP: 0 PB: 0 SB: 0 CS: 0	PA: 39						
PITCHER	IP	WLS	BF	H	R	ER	SO	BB	IBB	HBP	BLK	WP	HR	S	P	ERA	WHIP										
18 Sean Burnett, L (1,1) ERA: 4.1	4.1	W	17	2	0	0	4	3	0	0	0	0	0	22	34	0.00	1.154										
44 Josh Sharpless, R (5,1) ERA: 1.17	1.2	H	8	1	0	0	2	2	0	0	0	0	0	10	18	0.00	1.800										
27 Shane Youman, L (7,1) ERA: 1.17	1.0	H	4	1	0	0	1	1	0	0	0	0	0	5	9	0.00	2.000										
54 Jonah Bayliss, R (8,1) ERA: 4.5	1.0	H	4	1	0	0	1	0	0	0	0	0	0	6	6	0.00	1.000										
55 Matt Capps, R (9,1) ERA: 11.37	1.0	S	6	3	1	1	0	0	0	0	0	0	0	6	6	9.00	3.000										
Batter	1	2	3	4	5	6	7	8	9	AB	R	H	RBI	BB	SO	LOB	BOTTOM										
6 Chris Duffy, L (1,8) OBP: 0.222, SLG: 0.286 76 Andrew McCutchen, R (6,8) OBP: 0.333, SLG: 0.405	BB		3B							2	1	1	0	1	0	0	Detroit Tigers @ Pittsburgh Pirates McKechnie Field, Bradenton, FL Tue Mar 20 2007, 1:05 PM EDT Att: 6,102 - Sunny - 74 F										
2 Jack Wilson, R (1,6) OBP: 0.412, SLG: 0.433 José Hernández, R (6,6) OBP: 0.286, SLG: 0.429	K		2B						F9	3	0	1	1	0	1	1											
Jason Bay, R (1,7) OBP: 0.286, SLG: 0.370 13 Nate McLouth, L (6,7) OBP: 0.343, SLG: 0.323	K		K						F7	3	0	1	0	0	2	1											
25 Adam LaRoche, L (1,3) OBP: 0.400, SLG: 0.379 35 Brad Eldred, R (6,3) OBP: 0.432, SLG: 0.737	HR		BB						K	2	1	1	1	1	1	1											
Xavier Nady, R (1,9) OBP: 0.381, SLG: 0.381 José Bautista, R (7,5) OBP: 0.293, SLG: 0.342	G6-3		F9						G6-3	3	1	1	0	0	0	2											
Jose Castillo, R (1,5) OBP: 0.281, SLG: 0.344 5 Yurendell Decaster, R (7,4) OBP: 0.474, SLG: 0.529	G6-3		G6-3						G6-3	1	0	0	0	0	0	0											
29 Don Kelly, L (1,4) OBP: 0.417, SLG: 0.476 27 Shane Youman, L (7,1) 54 Jonah Bayliss, R (8,1) 55 Matt Capps, R (9,1)	G6-3								F7	3	0	0	0	0	0	2											
11 Humberto Cota, R (1,2) OBP: 0.389, SLG: 0.588 41 Ryan Doumit, S (6,2) OBP: 0.500, SLG: 0.450	1B								G3	2	0	1	1	0	0	0											
18 Sean Burnett, L (1,1) 44 Josh Sharpless, R (5,1) 51 Luis Matos, R (7,9) OBP: 0.395, SLG: 0.559	K								F8	2	0	0	0	0	0	0											
Inning Stats	R: 0 E: 0 K: 2 S: 6	H: 0 LOB: 0 BB: 1 P: 10	R: 2 E: 0 K: 1 S: 8	H: 3 LOB: 1 BB: 0 P: 8	R: 1 E: 0 K: 1 S: 7	H: 2 LOB: 1 BB: 1 P: 11	R: 0 E: 0 K: 0 S: 3	H: 0 LOB: 0 BB: 0 P: 3	R: 0 E: 0 K: 1 S: 6	H: 1 LOB: 1 BB: 0 P: 6	R: 0 E: 0 K: 0 S: 4	H: 1 LOB: 1 BB: 0 P: 4	R: 0 E: 0 K: 0 S: 4	H: 1 LOB: 1 BB: 0 P: 4	R: 0 E: 0 K: 0 S: 3	H: 0 LOB: 0 BB: 0 P: 3		1B: 4 2B: 2 3B: 1 HR: 1	SF: 0 SAC: 0 DP: 0 HBP: 0	WP: 0 PB: 0 SB: 0 CS: 0	PA: 33						
PITCHER	IP	WLS	BF	H	R	ER	SO	BB	IBB	HBP	BLK	WP	HR	S	P	ERA	WHIP										
35 Justin Verlander, R (1,1) ERA: 8.31	4.0	L	18	5	3	3	4	2	0	0	0	0	0	10	10	0.00	1.000										
94 Jose Mesa, R (5,1) ERA: 3.86	2.0		8	2	0	0	1	0	0	0	0	0	0	4	4	0.00	1.000										
62 Tim Byrdak, L (7,1) ERA: 6.43	1.0		4	1	0	0	0	0	0	0	0	0	0	4	4	0.00	1.000										
60 Preston Larrison, R (8,1) ERA: 6.0	1.0		3	0	0	0	0	0	0	0	0	0	0	3	3	0.00	0.000										
Inning Stats	R: 0 E: 0 K: 1 S: 6	H: 0 LOB: 0 BB: 0 P: 4	R: 0 E: 0 K: 0 S: 4	H: 1 LOB: 1 BB: 0 P: 4	R: 0 E: 0 K: 0 S: 4	H: 1 LOB: 1 BB: 0 P: 4	R: 0 E: 0 K: 0 S: 3	H: 0 LOB: 0 BB: 0 P: 3	R: 0 E: 0 K: 0 S: 3	H: 0 LOB: 0 BB: 0 P: 3	1B: 4 2B: 2 3B: 1 HR: 1	SF: 0 SAC: 0 DP: 0 HBP: 0	WP: 0 PB: 0 SB: 0 CS: 0	PA: 33													

Batter	1	2	3	4	5	6	7	8	9	AB	R	H	RBI	BB	SO	LOB	TOP		
15 Dustin Pedroia, R OBP: 0.383, SLG: 0.297 76 Zach Borowski, R (8, PR) (8, 4)	G6-3 1B BB		G6-3		BB 7 1B BB		12 G4-3 FC4 2B	1B		3	3	2	0	2	0	0			
12 Eric Hinske, L OBP: 0.333, SLG: 0.483 92 Scott White, R OBP: 0.250, SLG: 0.500	F8		BB BB		K		G4-3 2-3	K		3	0	0	0	1	1	3			
Jason Varitek, S OBP: 0.207, SLG: 0.080 78 Kevin Cash, R OBP: 0.286, SLG: 0.250	G6-3		P1		BB 7 1B BB		FC4 7 1B 3 1B	F9		3	1	0	1	1	0	2			
Manny Ramirez, R OBP: 0.477, SLG: 0.300 76 Bobby Scyles, S OBP: 0.391, SLG: 0.476	7 2B 1B		7 FC3-6 BB		7 1B BB		3 1B 11 SF8 1B	F7		1	1	1	1	2	0	0			
7 J.D. Drew, L OBP: 0.500, SLG: 0.750 3 Alex Ochoa, R OBP: 0.250, SLG: 0.308	1-H 2B		FC3-6		1-3 2-H 3-H 1B		60 WP 1B	G6-3		3	0	2	3	0	0	2			
25 Mike Lowell, R OBP: 0.289, SLG: 0.425 11 Joe McEwing, R OBP: 0.361, SLG: 0.355	K				G5-3		F7	SF8		3	0	0	0	0	1	3			
Wily Mo Peña, R OBP: 0.256, SLG: 0.222 60 David Murphy, L OBP: 0.278, SLG: 0.235			G4-3		G5-3		K	G1-3		3	0	0	0	0	1	0			
13 Alex Cora, L OBP: 0.325, SLG: 0.297 Argenis Diaz, R			G5-3		K		G3-1	G5-3		3	0	0	0	0	1	0			
18 Daisuke Matsuzaka, R 17 Manny Delcarmen, R 71 Jeff Bailey, R OBP: 0.250, SLG: 0.250 39 Kyle Snyder, S 37 Hideki Okajima, L			K				K	K		3	0	0	0	0	3	0			
Inning Stats	R: 2 H: 2 E: 0 K: 1 S: 16	H: 2 LOB: 1 BB: 1 P: 27	R: 0 H: 0 E: 0 K: 1 S: 7	H: 0 LOB: 0 BB: 0 P: 9	R: 0 H: 0 E: 0 K: 1 S: 7	H: 0 LOB: 2 BB: 2 P: 18	R: 0 H: 0 E: 0 K: 1 S: 7	H: 1 LOB: 2 BB: 3 P: 20	R: 0 H: 0 E: 0 K: 2 S: 7	H: 0 LOB: 0 BB: 0 P: 7	R: 3 H: 3 E: 0 K: 0 S: 7	H: 3 LOB: 2 BB: 0 P: 9	R: 0 H: 1 E: 0 K: 2 S: 8	H: 1 LOB: 1 BB: 0 P: 8	R: 0 H: 0 E: 0 K: 0 S: 3	H: 0 LOB: 0 BB: 0 P: 3	1B: 5 2B: 2 3B: 0 HR: 0	SF: 1 SAC: 0 DP: 0 HBP: 0	WP: 1 PA: 41 PB: 0 SB: 1 CS: 0
PITCHER	IP WLS BF H R ER SO BB IBB HBP BLK WP HR S P ERA WHIP	IP WLS BF H R ER SO BB IBB HBP BLK WP HR S P ERA WHIP	IP WLS BF H R ER SO BB IBB HBP BLK WP HR S P ERA WHIP	IP WLS BF H R ER SO BB IBB HBP BLK WP HR S P ERA WHIP	IP WLS BF H R ER SO BB IBB HBP BLK WP HR S P ERA WHIP	IP WLS BF H R ER SO BB IBB HBP BLK WP HR S P ERA WHIP	IP WLS BF H R ER SO BB IBB HBP BLK WP HR S P ERA WHIP	IP WLS BF H R ER SO BB IBB HBP BLK WP HR S P ERA WHIP	IP WLS BF H R ER SO BB IBB HBP BLK WP HR S P ERA WHIP	IP WLS BF H R ER SO BB IBB HBP BLK WP HR S P ERA WHIP	IP WLS BF H R ER SO BB IBB HBP BLK WP HR S P ERA WHIP	IP WLS BF H R ER SO BB IBB HBP BLK WP HR S P ERA WHIP	IP WLS BF H R ER SO BB IBB HBP BLK WP HR S P ERA WHIP	IP WLS BF H R ER SO BB IBB HBP BLK WP HR S P ERA WHIP	IP WLS BF H R ER SO BB IBB HBP BLK WP HR S P ERA WHIP	IP WLS BF H R ER SO BB IBB HBP BLK WP HR S P ERA WHIP	IP WLS BF H R ER SO BB IBB HBP BLK WP HR S P ERA WHIP	IP WLS BF H R ER SO BB IBB HBP BLK WP HR S P ERA WHIP	IP WLS BF H R ER SO BB IBB HBP BLK WP HR S P ERA WHIP

Boston Red Sox @ Pittsburgh Pirates
McKechnie Field, Bradenton, FL
Wed Mar 21 2007, 1:05 PM EDT
Att: 6,021 - Partly Cloudy - 75 F

AB 34
R 7
H 7
RBI 7
BB 6
SO 9
LOB 12



Batter	1	2	3	4	5	6	7	8	9	AB	R	H	RBI	BB	SO	LOB	BOTTOM		
6 Chris Duffy, L OBP: 0.231, SLG: 0.270 76 Andrew McCutchen, R OBP: 0.349, SLG: 0.442	26 G6-3 25 1B 29 G3 HBP		K				F8	2H 2B		2	1	0	0	0	1	0			
29 Don Kelly, L OBP: 0.392, SLG: 0.444 José Hernández, R OBP: 0.276, SLG: 0.414	G3		L7				K	G6-3		3	0	0	0	0	1	1			
26 Ronny Paulino, R OBP: 0.500, SLG: 0.882 70 Jim Brower, R 51 Luis Matos, R OBP: 0.385, SLG: 0.543	G6-3				G5-3		HR	K		3	1	1	1	0	0	1			
25 Adam LaRoche, L OBP: 0.405, SLG: 0.387 35 Brad Eldred, R OBP: 0.413, SLG: 0.700	1B				K		F7	K		2	0	1	1	0	1	0			
Jason Bay, R OBP: 0.258, SLG: 0.333 Damaso Marte, L 77 Brian Bixler, R OBP: 0.415, SLG: 0.541	K				K			K		3	0	0	0	0	3	1			
José Bautista, R OBP: 0.297, SLG: 0.310			G4-3				P5	G5-3		4	0	0	0	0	1	0			
13 Nate McLouth, L OBP: 0.342, SLG: 0.303			G4-3				G4-3			2	0	0	0	1	0	0			
Jose Castillo, R OBP: 0.286, SLG: 0.343 73 Kevin Gryboski, R			G6-3				F8	41 G1-3 76 2B 1B		3	1	1	0	0	0	1			
24 Tom Gorzelanny, R 59 Dan Kolb, R 68 Michael Ryan, L OBP: 0.429, SLG: 0.610 36 Juan Pablo Perez, R 41 Ryan Doumit, S OBP: 0.451, SLG: 0.429			K				G3	G1-3		1	0	0	0	0	1	0			
Inning Stats	R: 1 H: 1 E: 0 K: 1 S: 11	H: 1 LOB: 1 BB: 0 P: 16	R: 0 H: 0 E: 0 K: 0 S: 8	H: 0 LOB: 0 BB: 0 P: 9	R: 0 H: 0 E: 0 K: 2 S: 10	H: 0 LOB: 0 BB: 0 P: 15	R: 0 H: 0 E: 0 K: 2 S: 10	H: 0 LOB: 1 BB: 1 P: 9	R: 1 H: 1 E: 0 K: 1 S: 6	H: 1 LOB: 0 BB: 0 P: 6	R: 0 H: 0 E: 0 K: 1 S: 5	H: 0 LOB: 0 BB: 0 P: 5	R: 1 H: 2 E: 0 K: 1 S: 7	H: 2 LOB: 1 BB: 0 P: 7	R: 0 H: 0 E: 0 K: 1 S: 5	H: 0 LOB: 0 BB: 0 P: 5	1B: 2 2B: 1 3B: 0 HR: 1	SF: 0 SAC: 0 DP: 0 HBP: 1	WP: 0 PA: 33 PB: 0 SB: 0 CS: 0
PITCHER	IP WLS BF H R ER SO BB IBB HBP BLK WP HR S P ERA WHIP	IP WLS BF H R ER SO BB IBB HBP BLK WP HR S P ERA WHIP	IP WLS BF H R ER SO BB IBB HBP BLK WP HR S P ERA WHIP	IP WLS BF H R ER SO BB IBB HBP BLK WP HR S P ERA WHIP	IP WLS BF H R ER SO BB IBB HBP BLK WP HR S P ERA WHIP	IP WLS BF H R ER SO BB IBB HBP BLK WP HR S P ERA WHIP	IP WLS BF H R ER SO BB IBB HBP BLK WP HR S P ERA WHIP	IP WLS BF H R ER SO BB IBB HBP BLK WP HR S P ERA WHIP	IP WLS BF H R ER SO BB IBB HBP BLK WP HR S P ERA WHIP	IP WLS BF H R ER SO BB IBB HBP BLK WP HR S P ERA WHIP	IP WLS BF H R ER SO BB IBB HBP BLK WP HR S P ERA WHIP	IP WLS BF H R ER SO BB IBB HBP BLK WP HR S P ERA WHIP	IP WLS BF H R ER SO BB IBB HBP BLK WP HR S P ERA WHIP	IP WLS BF H R ER SO BB IBB HBP BLK WP HR S P ERA WHIP	IP WLS BF H R ER SO BB IBB HBP BLK WP HR S P ERA WHIP	IP WLS BF H R ER SO BB IBB HBP BLK WP HR S P ERA WHIP	IP WLS BF H R ER SO BB IBB HBP BLK WP HR S P ERA WHIP	IP WLS BF H R ER SO BB IBB HBP BLK WP HR S P ERA WHIP	IP WLS BF H R ER SO BB IBB HBP BLK WP HR S P ERA WHIP

Boston Red Sox @ Pittsburgh Pirates
McKechnie Field, Bradenton, FL
Wed Mar 21 2007, 1:05 PM EDT
Att: 6,021 - Partly Cloudy - 75 F

AB 31
R 3
H 4
RBI 3
BB 1
SO 10
LOB 8



Batter	1	2	3	4	5	6	7	8	9	AB	R	H	RBI	BB	SO	LOB	TOP						
18 Johnny Damon, L OBP: 0.375, SLG: 0.325 Carlos Mendoza, S	F7		G4-3					K		4	0	1	0	0	1	2	New York Yankees @ Pittsburgh Pirates McKechnie Field, Bradenton, FL Fri Mar 23 2007, 1:05 PM EDT Att: 5,814 - Sunny - 78 F						
26 Wil Nieves, R OBP: 0.143, SLG: 0.143 Todd Pratt, R OBP: 0.188, SLG: 0.133 Tim Battle, R	F8			G6-3	G5-3			E5		3	0	0	0	0	0	1							
Bobby Abreu, L OBP: 0.222, SLG: 0.667 75 Bronson Sardinha, L OBP: 0.333, SLG: 0.441	K					K		SF8		3	1	1	0	0	2	0							
55 Hideki Matsui, L OBP: 0.375, SLG: 0.500 Luis Vizcaino, R	F7					K		K		4	0	1	1	0	2	1							
11 Doug Mientkiewicz, L OBP: 0.283, SLG: 0.103 12 Andy Phillips, R OBP: 0.286, SLG: 0.286 Kevin Howard, L	K									2	0	0	0	0	1	1							
93 Chris Basak, R OBP: 0.371, SLG: 0.588	K									4	0	0	0	0	2	3							
90 Angel Chavez, R OBP: 0.120, SLG: 0.083			G5-3		F9					4	0	0	0	0	0	3							
Miguel Cairo, R OBP: 0.400, SLG: 0.333 64 Kevin Reese, L OBP: 0.297, SLG: 0.412										3	0	1	0	0	0	0							
27 Darrell Rasner, R 34 Sean Henn, R Colter Bean, R Josh Phelps, R 59 Raul Chavez, R										0	0	0	0	0	0	0							
Inning Stats	R: 0 E: 0 K: 1 S: 5	H: 0 LOB: 0 BB: 0 P: 5	R: 0 E: 0 K: 2 S: 7	H: 0 LOB: 0 BB: 0 P: 7	R: 0 E: 0 K: 1 S: 6	H: 1 LOB: 1 BB: 0 P: 6	R: 1 E: 0 K: 0 S: 5	H: 2 LOB: 2 BB: 1 P: 9	R: 0 E: 0 K: 1 S: 6	H: 1 LOB: 1 BB: 0 P: 7	R: 0 E: 0 K: 2 S: 7	H: 0 LOB: 0 BB: 0 P: 7	R: 0 E: 0 K: 1 S: 5	H: 0 LOB: 0 BB: 0 P: 5	R: 1 E: 1 K: 2 S: 9	H: 1 LOB: 1 BB: 0 P: 9		R: 0 E: 0 K: 0 S: 4	H: 1 LOB: 2 BB: 1 P: 8	1B: 5 2B: 1 3B: 0 HR: 0	SF: 1 SAC: 0 DP: 0 HBP: 0	WP: 2 PB: 0 SB: 0 CS: 0	PA: 36
PITCHER	IP WLS BF H R ER SO BB IBB HBP BLK WP HR S P ERA WHIP																						
Shawn Chacon, R ERA: 2.31	3.0 10 1 0 0 4 0 0 0 0 0 0 0 18 18 0.00 0.333																						
27 Shane Youman, L ERA: 0.96	2.0 10 3 1 1 1 1 0 0 0 0 0 1 0 11 16 4.50 2.000																						
54 Jonah Bayliss, R ERA: 2.25	2.0 W 6 0 0 0 3 0 0 0 0 0 0 0 0 12 12 0.00 0.000																						
36 Juan Pablo Perez, L ERA:	1.0 H 5 1 1 0 2 0 0 0 0 0 0 0 9 9 0.00 1.000																						
73 Kevin Gryboski, R ERA: 3.24	1.0 S 5 1 0 0 0 1 0 0 0 0 1 0 4 8 0.00 2.000																						

Batter	1	2	3	4	5	6	7	8	9	AB	R	H	RBI	BB	SO	LOB	BOTTOM				
76 Andrew McCutchen, R OBP: 0.321, SLG: 0.400 51 Luis Matos, R OBP: 0.372, SLG: 0.500	G1-3		F8							3	0	0	0	0	0	0	New York Yankees @ Pittsburgh Pirates McKechnie Field, Bradenton, FL Fri Mar 23 2007, 1:05 PM EDT Att: 5,814 - Sunny - 78 F				
2 Jack Wilson, R OBP: 0.425, SLG: 0.444 José Hernández, R OBP: 0.300, SLG: 0.433	P5									3	1	1	0	0	0	0					
26 Ronny Paulino, R OBP: 0.514, SLG: 0.665 11 Humberto Cota, R OBP: 0.421, SLG: 0.667										3	0	2	1	0	0	1					
25 Adam LaRoche, L OBP: 0.400, SLG: 0.382 5 Yurendell Decaster, R OBP: 0.450, SLG: 0.500	G4-3									3	0	1	0	0	1	2					
Jason Bay, R OBP: 0.285, SLG: 0.333 54 Jonah Bayliss, R 72 Einar Diaz, R OBP: 0.500, SLG: 0.500 36 Juan Pablo Perez, R 73 Kevin Gryboski, R										0	0	0	0	0	0	0					
Xavier Nady, R OBP: 0.333, SLG: 0.333 35 Brad Eldred, R OBP: 0.392, SLG: 0.711	F8									3	0	1	0	0	0	1					
José Bautista, R OBP: 0.325, SLG: 0.313 29 Don Kelly, L OBP: 0.382, SLG: 0.429	K									3	0	1	0	0	1	1					
Jose Castillo, R OBP: 0.256, SLG: 0.308	F8									4	0	0	0	0	2	4					
Shawn Chacon, R 13 Nate McLouth, L OBP: 0.325, SLG: 0.286 27 Shane Youman, L 68 Michael Ryan, L OBP: 0.426, SLG: 0.587										0	0	0	0	0	0	0					
Inning Stats	R: 0 E: 0 K: 0 S: 4	H: 1 LOB: 1 BB: 0 P: 4	R: 0 E: 0 K: 1 S: 6	H: 1 LOB: 1 BB: 0 P: 6	R: 0 E: 0 K: 1 S: 6	H: 1 LOB: 1 BB: 0 P: 6	R: 0 E: 0 K: 2 S: 10	H: 3 LOB: 3 BB: 0 P: 10	R: 1 E: 1 K: 1 S: 8	H: 1 LOB: 1 BB: 0 P: 8	R: 0 E: 0 K: 1 S: 5	H: 0 LOB: 0 BB: 0 P: 5	R: 2 E: 0 K: 2 S: 10	H: 3 LOB: 1 BB: 0 P: 10	R: 0 E: 0 K: 0 S: 3	H: 0 LOB: 0 BB: 0 P: 3		1B: 9 2B: 1 3B: 0 HR: 0	SF: 0 SAC: 0 DP: 0 HBP: 0	WP: 0 PB: 0 SB: 1 CS: 0	PA: 35
PITCHER	IP WLS BF H R ER SO BB IBB HBP BLK WP HR S P ERA WHIP																				
27 Darrell Rasner, R ERA: 1.5	4.2 7 1 0 0 5 0 0 0 0 0 0 0 6 6 0.00 0.000																				
34 Sean Henn, L ERA:	1.1 4 0 0 0 1 0 0 0 0 0 0 0 6 6 0.00 0.000																				
Colter Bean, R ERA: 2.35	1.0 L 6 3 2 2 2 0 0 0 0 1 0 0 10 10 18.00 3.000																				
Luis Vizcaino, R ERA: 2.0	1.0 3 0 0 0 0 0 0 0 0 0 0 0 3 3 0.00 0.000																				



Batter	1	2	3	4	5	6	7	8	9	10	AB	R	H	RBI	BB	SO	LOB	TOP	
57 Jeff Duncan, L OBP: 0.405, SLG: 0.500 16 Rob Cosby, R OBP: 0.316, SLG: 0.333 (10, PH)	4-0 BB G4-6-3		0-0 1B		0-0 1B			4-0 BB 1B		4-0 BB	2	0	2	1	2	0	0		
6 John McDonald, R OBP: 0.341, SLG: 0.263 (7, 5)	0-0 G4-6-3		0-0 G5-3		0-0 P4			0-0 BB 1B		0-0 1B	5	0	2	0	0	0	4		
Jason Smith, L OBP: 0.367, SLG: 0.651 (7, 6)	0-0 G4-3			0-3 K		0-3 K		1-3 K		0-3 K	5	0	0	0	0	4	3		
15 Alex Rios, R OBP: 0.364, SLG: 0.637 Aaron Mathews, R OBP: 0.400, SLG: 0.333 (10, 8)		0-0 F8		0-3 K		0-0 P5				0-3 K	3	0	0	0	0	1	0		
Jason Phillips, R OBP: 0.214, SLG: 0.156 63 Erik Kratz, R OBP: 0.167, SLG: 0.200 (8, 2)		0-3 K		0-0 G5-3		0-0 G6-3				0-0 F7	3	0	0	0	0	1	0		
Chip Cannon, L OBP: 0.500, SLG: 0.200 (1, 3)	0-0 G3				4-0 BB G4-6-3			0-0 F7		4-0 BB	2	1	0	0	2	0	0		
4 Ryan Roberts, R OBP: 0.452, SLG: 0.481 (7, 4)			0-0 G5-3		0-0 1B G4-6-3			0-0 P4		0-0 P4	4	1	1	0	0	0	1		
64 David Smith, R Eric Nielsen, R OBP: 0.333, SLG: 0.286 (10, 9)			0-0 E6		0-0 FC1			0-0 L4		0-0 G6-3	2	0	0	0	0	0	2		
7 Josh Towers, R OBP: 0.200, SLG: 0.200 28 Shaun Marcum, R (7, 1) 56 Brian Tallet, L (9, 1) Ryan Klosterman, R (10, PH) 57 Jordan De Jong, R (10, 1)			0-0 FC3-6		0-0 G4-6-3			0-3 K		0-0 G6-3	2	0	0	0	0	0	3		
Inning Stats	R: 0 E: 0 K: 0 S: 2	H: 0 LOB: 0 BB: 1 P: 6	R: 0 E: 0 K: 1 S: 5	H: 0 LOB: 0 BB: 0 P: 5	R: 0 E: 1 K: 0 S: 5	H: 1 LOB: 2 BB: 0 P: 9	R: 0 E: 0 K: 2 S: 7	H: 0 LOB: 0 BB: 0 P: 5	R: 0 E: 0 K: 0 S: 3	H: 0 LOB: 0 BB: 0 P: 3	R: 0 E: 0 K: 2 S: 7	H: 1 LOB: 1 BB: 1 P: 12	R: 0 E: 0 K: 1 S: 5	H: 0 LOB: 1 BB: 1 P: 9	R: 0 E: 0 K: 1 S: 6	H: 1 LOB: 2 BB: 1 P: 10	1B: 5 2B: 0 3B: 0 HR: 0	SF: 0 SAC: 0 DP: 2 HBP: 0	WP: 0 PA: 39 PB: 0 SB: 1 CS: 0
PITCHER	IP 6.0	WLS 23	BF 3	H 2	R 0	ER 0	SO 4	BB 2	IBB 0	HBP 0	BLK 0	WP 0	HR 0	S 29	P 37	ERA 0.00	WHIP 0.833		

Toronto Blue Jays @ Pittsburgh Pirates
McKechnie Field, Bradenton, FL
Mon Mar 26 2007, 1:05 PM EDT
Att: 5,390 - Sunny - 78 F

AB	34
R	2
H	5
RBI	1
BB	5
SO	8
LOB	13



Batter	1	2	3	4	5	6	7	8	9	10	AB	R	H	RBI	BB	SO	LOB	BOTTOM	
6 Chris Duffy, L OBP: 0.200, SLG: 0.233 51 Luis Matos, R OBP: 0.350, SLG: 0.455 (6, 8)	0-0 F9		0-0 G3-1		0-3 K			0-0 F7		0-0 P3	3	0	0	0	0	1	0		
2 Jack Wilson, R OBP: 0.435, SLG: 0.439 Jose Hernández, R OBP: 0.303, SLG: 0.424 (7, 6)	4-0 BB 26 1B		0-0 F9			0-0 G5-3		0-3 K		0-0 L8	2	0	0	0	1	0	0		
26 Ronny Paulino, R OBP: 0.512, SLG: 0.614 41 Ryan Doumit, S OBP: 0.429, SLG: 0.464 (7, 2)	0-0 1B			0-0 G6-3		0-0 F9				0-0 HR	3	1	2	0	0	0	0		
25 Adam LaRoche, L OBP: 0.408, SLG: 0.476 35 Brad Eldred, R OBP: 0.387, SLG: 0.691 (7, 3)	0-3 K			0-3 K		0-0 2B				0-0 F7	3	0	1	0	0	2	3		
Jason Bay, R OBP: 0.370, SLG: 0.333 52 Masumi Kuwata, R ERA: 4.05 54 Jonah Bayliss, R ERA: 1.8 36 Juan Pablo Perez, R ERA: 9.0 72 Einar Diaz, R OBP: 0.302, SLG: 0.471 74 Vic Butler, R OBP: 0.142, SLG: 0.194 83 Michael Tejera, L ERA: (10, 1)	0-3 K			0-0 G6-3		0-0 P6				4-0 BB 13 G3	3	0	0	0	0	1	4		
Xavier Nady, R OBP: 0.303, SLG: 0.281 Jose Castillo, R OBP: 0.319, SLG: 0.370 (8, 5)		0-0 G5-3		0-0 E7		0-3 K				0-0 1B 13 G3	3	0	0	0	0	1	0		
José Bautista, R OBP: 0.259, SLG: 0.278 13 Nate McLouth, L OBP: 0.326, SLG: 0.293 (8, 9)		0-0 F9		0-0 F8		0-0 G4-3				0-0 G3	3	0	0	0	0	1	0		
29 Don Kelly, L OBP: 0.328, SLG: 0.377 Luis Ordaz, R OBP: 0.500, SLG: 0.333 (8, 4)		0-0 F7			0-0 L4			0-0 F8		0-0 G6-3	3	0	0	0	0	0	0		
28 Paul Maholm, L 68 Michael Ryan, L OBP: 0.418, SLG: 0.547 (7, 7)			0-3 K		0-0 G6-3			0-0 F8		4-0 BB 41 HBP	2	0	0	0	0	1	0		
Inning Stats	R: 0 E: 0 K: 2 S: 8	H: 1 LOB: 2 BB: 1 P: 12	R: 0 E: 0 K: 0 S: 3	H: 0 LOB: 0 BB: 0 P: 3	R: 0 E: 0 K: 1 S: 5	H: 0 LOB: 0 BB: 0 P: 5	R: 1 E: 1 K: 1 S: 7	H: 1 LOB: 1 BB: 0 P: 7	R: 0 E: 0 K: 1 S: 5	H: 0 LOB: 0 BB: 0 P: 5	R: 0 E: 0 K: 1 S: 5	H: 0 LOB: 0 BB: 0 P: 5	R: 1 E: 0 K: 0 S: 5	H: 2 LOB: 3 BB: 1 P: 9	R: 0 E: 0 K: 0 S: 3	H: 0 LOB: 2 BB: 1 P: 8	1B: 3 2B: 1 3B: 0 HR: 1	SF: 0 SAC: 0 DP: 0 HBP: 1	WP: 0 PA: 40 PB: 0 SB: 0 CS: 0
PITCHER	IP 6.0	WLS 23	BF 3	H 1	R 0	ER 0	SO 5	BB 1	IBB 0	HBP 0	BLK 0	WP 0	HR 0	S 32	P 36	ERA 0.00	WHIP 0.667		

Toronto Blue Jays @ Pittsburgh Pirates
McKechnie Field, Bradenton, FL
Mon Mar 26 2007, 1:05 PM EDT
Att: 5,390 - Sunny - 78 F

AB	36
R	2
H	5
RBI	1
BB	3
SO	7
LOB	17



Batter	1	2	3	4	5	6	7	8	9	AB	R	H	RBI	BB	SO	LOB	TOP											
6 Chris Duffy, L OBP: 0.200, SLG: 0.250	2-2 26 HR 2B	1-1 G3			0-1 G4-3		0-0 F7		0-1 G4-3	5	1	1	0	0	0	4												
13 Nate McLouth, L OBP: 0.320, SLG: 0.289	1-2 P5		1-1 G3-1		1-1 1B			0-3 K		4	0	1	0	0	0	1												
26 Ronny Paulino, R OBP: 0.360, SLG: 0.248	0-1		2-2 G6-3		1-3 K			0-0 B1-3		3	1	1	2	0	1	1												
11 Humberto Cota, R OBP: 0.364, SLG: 0.571	2H HR									1	0	0	0	0	0	0												
35 Brad Eldred, R OBP: 0.394, SLG: 0.667	4-2 CS BB		0-3 K		0-0 G5-3			4-0 75 FC5-4 BB		2	0	0	0	2	1	0												
José Bautista, R OBP: 0.246, SLG: 0.263	2-0 F7			2-1 F8		3-3 K		0-0 FC5-4		3	0	0	0	0	1	1												
75 Neil Walker, S OBP: 0.406, SLG: 0.655								1-2		1	0	0	0	0	0	1												
Jose Castillo, R OBP: 0.300, SLG: 0.347	1-1 CS	2-2 P6		1-1 G5-3		0-0 P4			0-0 F7	3	0	0	0	0	0	0												
29 Don Kelly, L OBP: 0.324, SLG: 0.371	1-2									1	0	0	0	0	0	0												
José Hernández, R OBP: 0.324, SLG: 0.432			1-3 K		1-2 51 PC6-4 1B		0-0 G6-3		2-0 76 1B 1B	4	0	2	0	0	1	0												
51 Luis Matos, R OBP: 0.358, SLG: 0.468		2-0		0-0 FC6-4		1-2 G5-3		0-1 P4		3	1	1	0	0	0	1												
62 Chris Aguilera, R OBP: 0.207, SLG: 0.185					1-2					1	0	0	0	0	0	1												
76 Andrew McCutchen, R OBP: 0.373, SLG: 0.491		0-0 2H 2B			1-3 K		4-1 BB		2-2 1-2 1B	3	0	2	1	1	1	0												
Inning Stats	R: 2 E: 0 K: 0 S: 13	H: 2 LOB: 0 BB: 1 P: 23	R: 1 E: 0 K: 1 S: 10	H: 2 LOB: 1 BB: 0 P: 16	R: 0 E: 0 K: 1 S: 8	H: 0 LOB: 0 BB: 0 P: 11	R: 0 E: 0 K: 0 S: 8	H: 1 LOB: 1 BB: 0 P: 12	R: 0 E: 0 K: 2 S: 10	H: 1 LOB: 1 BB: 0 P: 13	R: 0 E: 0 K: 1 S: 6	H: 0 LOB: 0 BB: 0 P: 9	R: 0 E: 0 K: 0 S: 7	H: 0 LOB: 1 BB: 1 P: 12	R: 0 E: 0 K: 1 S: 5	H: 0 LOB: 1 BB: 1 P: 9	R: 0 E: 0 K: 0 S: 12	H: 2 LOB: 2 BB: 0 P: 16	1B: 4 2B: 3 3B: 0 HR: 1	SF: 0 SAC: 0 DP: 0 HBP: 0	WP: 0 PB: 0 SB: 0 CS: 1	PA: 38						
PITCHER	IP	WLS	BF	H	R	ER	SO	BB	IBB	HBP	BLK	WP	HR	S	P	ERA	WHIP											
49 Tim Wakefield, R ERA: 4.25	(1, 1)	6.0	L	24	6	3	3	5	1	0	0	0	0	1	55	84	4.50	1.167										
53 Brendan Donnelly, R ERA: 5.59	(7, 1)	1.0		4	0	0	0	0	1	0	0	0	0	0	7	12	0.00	1.000										
J.C. Romero, L ERA: 5.59	(8, 1)	1.0		4	0	0	0	1	1	0	0	0	0	0	5	9	0.00	1.000										
36 Joel Pinerro, R ERA: 3.09	(9, 1)	1.0		5	2	0	0	0	0	0	0	0	0	0	12	16	0.00	2.000										

Pittsburgh Pirates @ Boston Red Sox
City of Palms Park, Ft. Myers, FL
Tue Mar 27 2007, 1:05 PM EDT
Att. 7,991 - Overcast - 75 F

AB	34
R	3
H	8
RBI	3
BB	3
SO	6
LOB	10

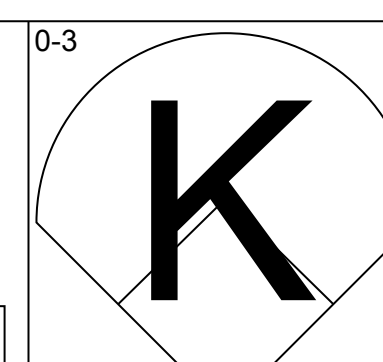
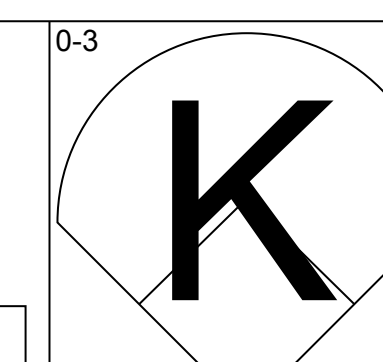
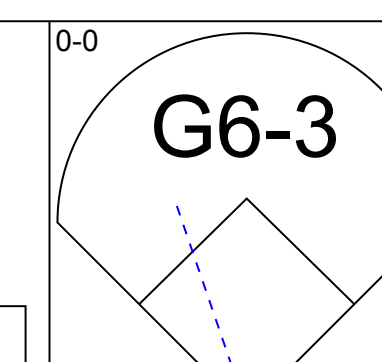
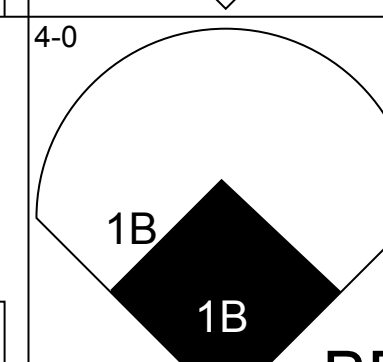
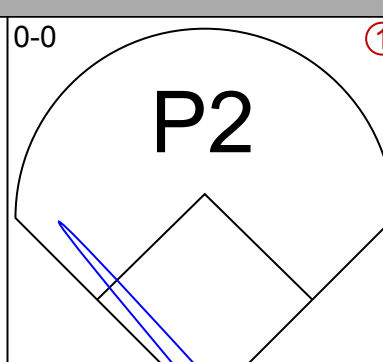
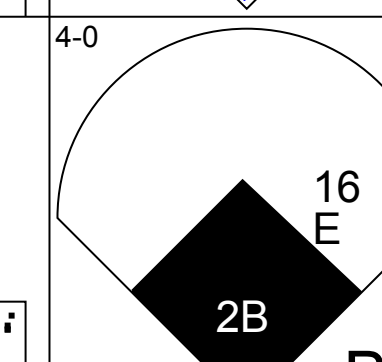

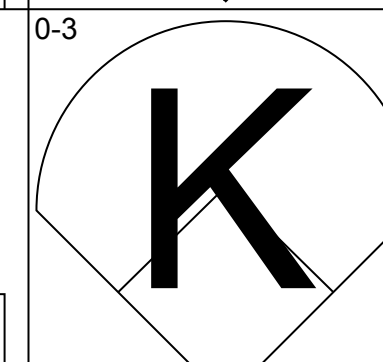
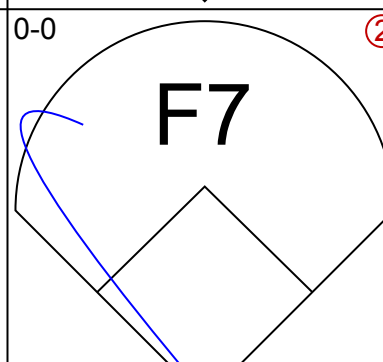
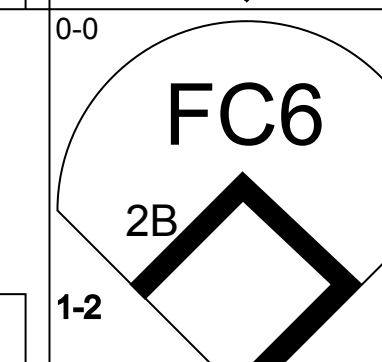
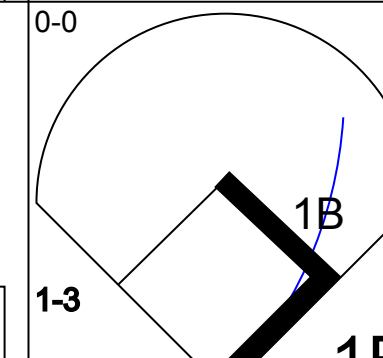
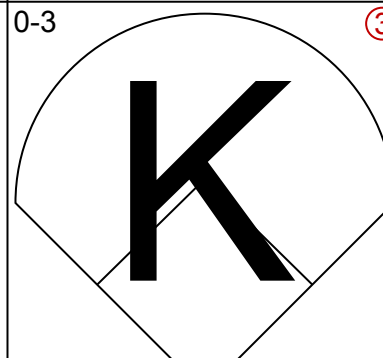
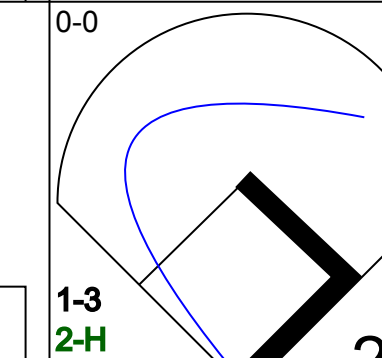

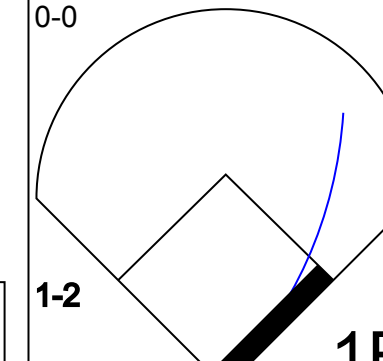
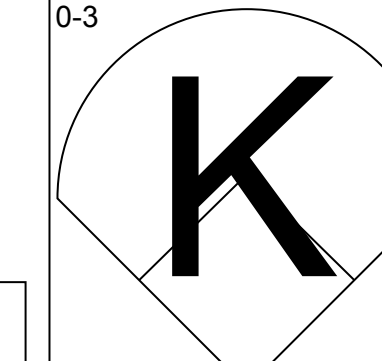

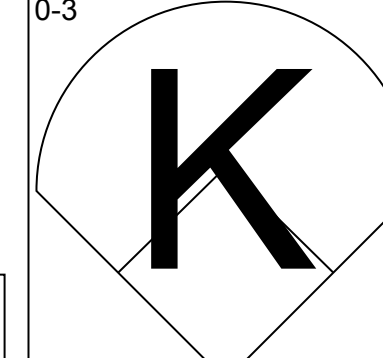
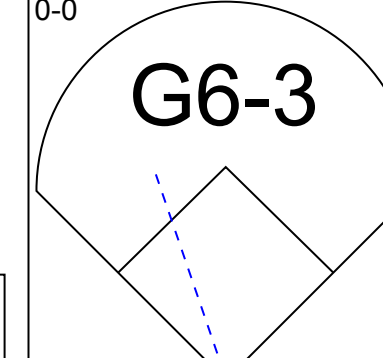

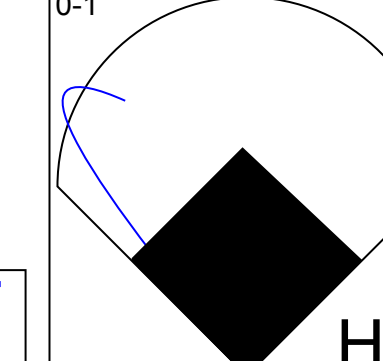
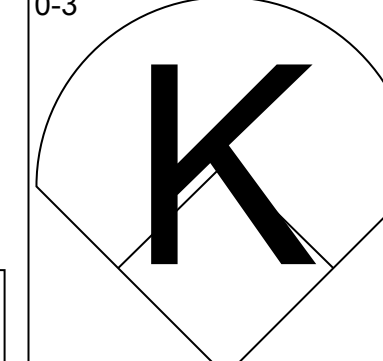


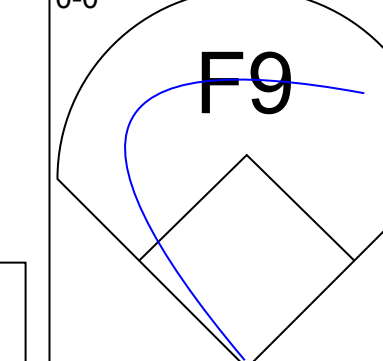


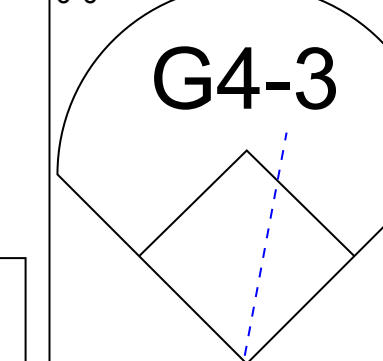
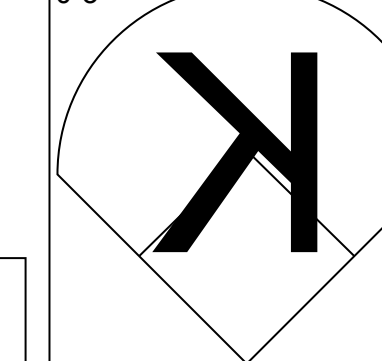



Batter	1	2	3	4	5	6	7	8	9	AB	R	H	RBI	BB	SO	LOB	BOTTOM											
23 Julio Lugo, R OBP: 0.345, SLG: 0.321	2-1 G5-3		2-0 34 G3 34 S WP 1B		0-1 F9		2-0 G4-3			3	1	1	0	0	0	1												
20 Kevin Youkilis, R OBP: 0.500, SLG: 0.563	3-2 1B		0-3 K		1-0 F9			0-0 G6-3		3	0	1	0	0	1	2												
Jeremy West, R										1	0	0	0	0	0	0												
34 David Ortiz, L OBP: 0.254, SLG: 0.304	3-1 F9		2-1 G3		3-0 F9			0-0 F7		3	0	1	1	0	0	2												
82 Jeff Corsaletti, L										1	0	0	0	0	0	0												
Wily Mo Peña, R OBP: 0.280, SLG: 0.304	1 SAFE 0-3 K		2-3 K		1-3 K			0-0 G4-3		3	0	0	0	0	3	2												
76 Bobby Scales, S OBP: 0.364, SLG: 0.433										1	0	0	0	0	0	0												
7 J.D. Drew, L OBP: 0.405, SLG: 0.553			1-3 K		2-2 G6-3		2-1 F8		1-0 G5-3	3	0	0	0	0	1	0												
3 Alex Ochoa, R OBP: 0.282, SLG: 0.333										1	0	0	0	0	0	0												
25 Mike Lowell, R OBP: 0.246, SLG: 0.346		0-0 F7		3-3 K		2-0 F9		1-2 G4-3		3	0	0	0	0	1	0												
11 Joe McEwing, R OBP: 0.326, SLG: 0.341										1	0	0	0	0	0	0												
Coco Crisp, S OBP: 0.256, SLG: 0.237		0-0		4-2 BB		0-3 K			0-1 P6	2	0	1	0	1	1	0												
Alex Prieto, R OBP: 0.250, SLG: 0.250			28 WP 2B							1	0	0	0	0	0	0												
28 Doug Mirabeli, R OBP: 0.242, SLG: 0.207		4-2 BB		1-1 P3				2-3 K		2	0	0	0	1	1	1												
78 Kevin Cash, R OBP: 0.375, SLG: 0.308			15 FC6-4 BB							0	0	0	0	0	0	0												
15 Dustin Pedroia, R OBP: 0.323, SLG: 0.235		0-1 FC6-4			0-1 F8			1-2 F8		3	1	1	0	0	0	2												
76 Zach Borowiak, R										0	0	0	0	0	0	0												
Inning Stats	R: 0 E: 0 K: 1 S: 10	H: 1 LOB: 1 BB: 0 P: 18	R: 0 E: 0 K: 1 S: 9	H: 1 LOB: 2 BB: 1 P: 14	R: 1 E: 0 K: 2 S: 11	H: 1 LOB: 0 BB: 0 P: 17	R: 0 E: 0 K: 1 S: 12	H: 0 LOB: 1 BB: 1 P: 21	R: 1 E: 0 K: 1 S: 9	H: 2 LOB: 1 BB: 0 P: 14	R: 0 E: 0 K: 1 S: 6	H: 0 LOB: 0 BB: 0 P: 10	R: 0 E: 0 K: 1 S: 7	H: 0 LOB: 0 BB: 0 P: 12	R: 0 E: 0 K: 0 S: 3	H: 0 LOB: 0 BB: 0 P: 3	R: 0 E: 0 K: 0 S: 7	H: 0 LOB: 0 BB: 0 P: 9	1B: 4 2B: 1 3B: 0 HR: 0	SF: 0 SAC: 0 DP: 0 HBP: 0	WP: 2 PB: 0 SB: 1 CS: 0	PA: 34						
PITCHER	IP	WLS	BF	H	R	ER	SO	BB	IBB	HBP	BLK	WP	HR	S	P	ERA	WHIP											
Tony Armas, R ERA: 3.7	(1, 1)	5.2	W	24	5	2	2	6	2	0	0	0	0	0	54	91	3.18	1.235										
37 John Waddell, R ERA: 0.87	(6, 1)	2.1	H	7	0	0	0	2	0	0	0	0	0	13	18	0.00	0.000											
59 Dan Kolb, R ERA: 3.24	(9, 1)	0.2	H	2	0	0	0	0	0	0	0	0	0	5	7	0.00	0.000											
36 Juan Pablo Perez, L ERA:	(9, 1)	0.1	S	1	0	0	0	0	0	0	0	0	0	2	2	0.00	0.000											

Pittsburgh Pirates @ Boston Red Sox
City of Palms Park, Ft. Myers, FL
Tue Mar 27 2007, 1:05 PM EDT
Att. 7,991 - Overcast - 75 F

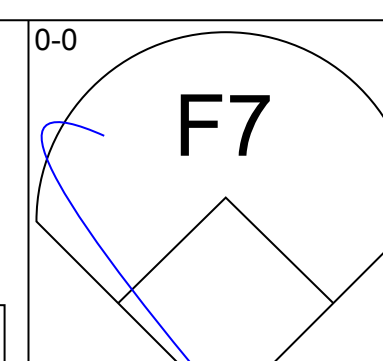
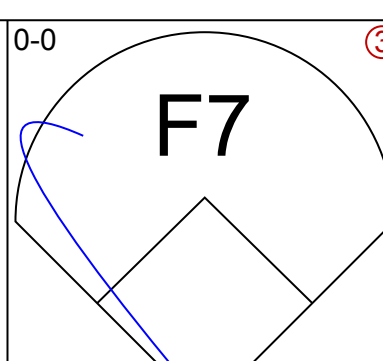
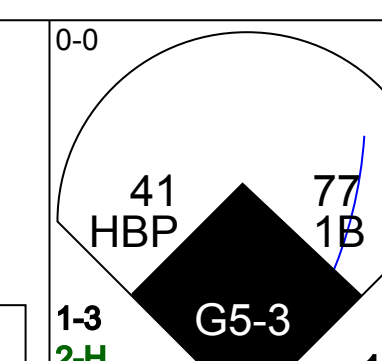
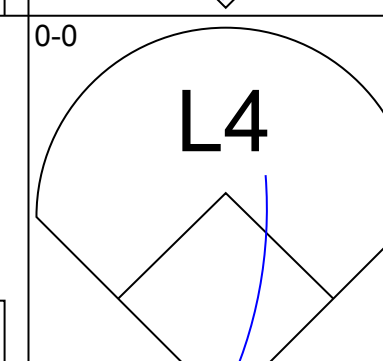
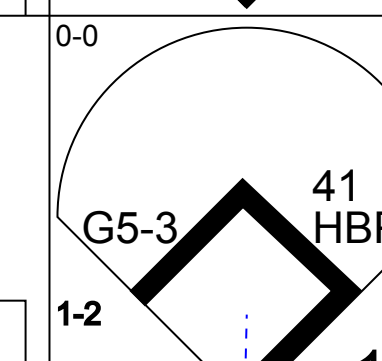

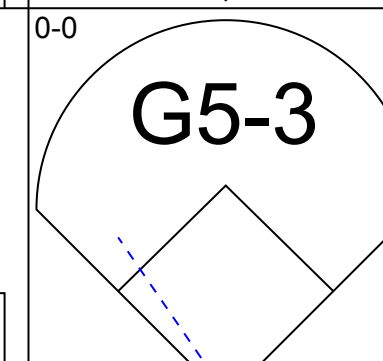
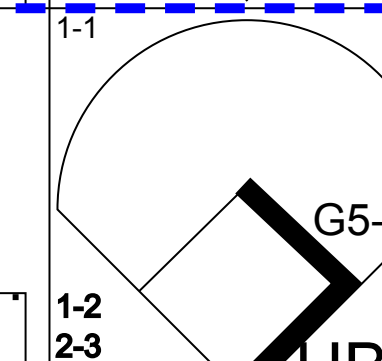

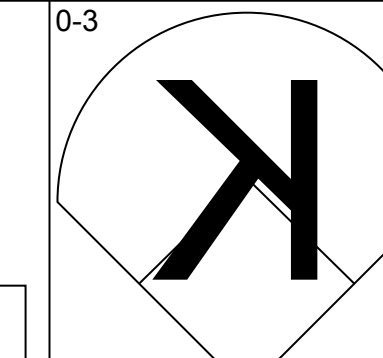
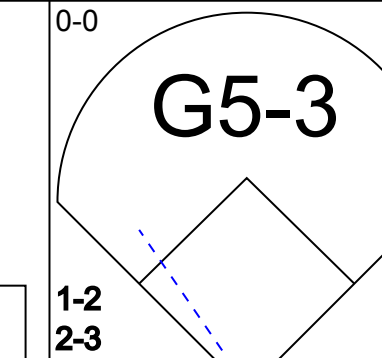

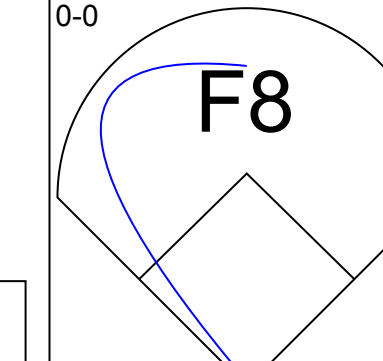
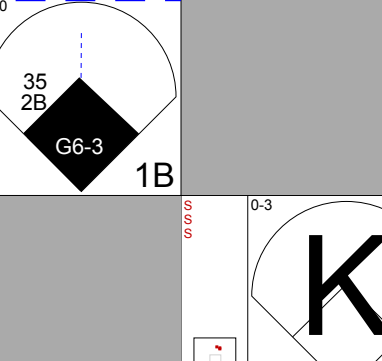

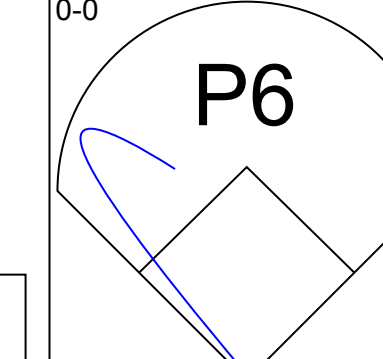
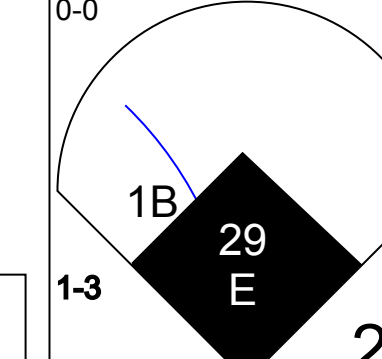

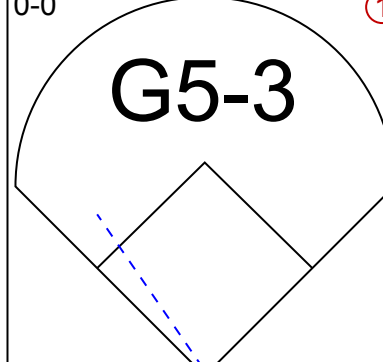
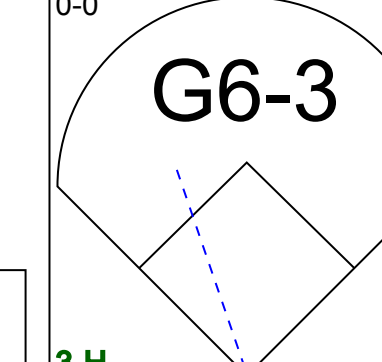

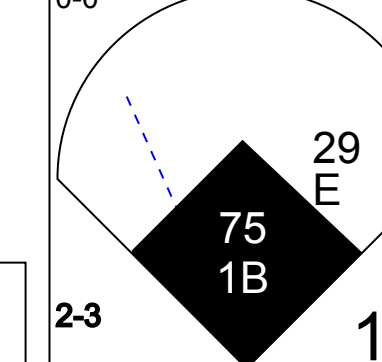

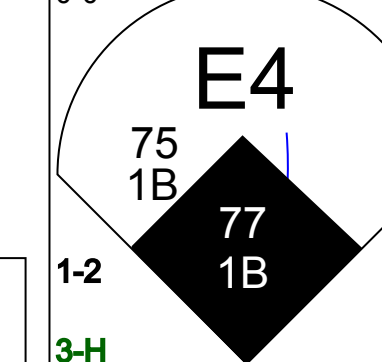

AB	32
R	2
H	5
RBI	1
BB	2
SO	8
LOB	10



Batter	1	2	3	4	5	6	7	8	9	AB	R	H	RBI	BB	SO	LOB	TOP								
Jason Tyner, L (1,8) OBP: 0.295, SLG: 0.291 Brandon Roberts, L (7,8)										3	0	0	0	0	2	1	Minnesota Twins @ Pittsburgh Pirates McKechnie Field, Bradenton, FL Fri Mar 30 2007, 1:05 PM EDT Att.: 4,419 - Sunny - 79 F								
Jason Bartlett, R (1,6) OBP: 0.339, SLG: 0.314 54 Matt Guerrier, R (5,1) Felix Molina, S (7,4)										2	1	0	0	1	0	1									
16 Jason Kubel, L (1,7) OBP: 0.288, SLG: 0.321										4	0	0	0	0	1	2									
David Winfree, R (1,3) OBP: 0.333, SLG: 0.600										4	0	2	1	0	2	0									
Matt Moses, L (1,5) OBP: 0.333, SLG: 0.200										4	0	1	1	0	2	2									
11 Josh Rabe, R (1,9) OBP: 0.284, SLG: 0.288										4	0	0	0	0	1	2									
41 Chris Heintz, R (1,2) 84 Jose Morales, S (7,2) OBP: 0.333, SLG: 0.250										3	1	1	1	0	1	0									
38 Luis Antonio Rodriguez, R (7,4) Juan Rincon, R (7,1) David Shinskie, R (8,1) Kyle Waldrop, R (8,1) Trent Oeltjen, L (8,PH) OBP: 0.375, SLG: 0.375										3	0	1	0	0	0	0									
Ramon Ortiz, R (1,1) Doug Deeds, L (5,PH) Trevor Plouffe, R (5,6) OBP: 0.333, SLG: 0.375										1	0	0	0	0	0	0									
Inning Stats	R: 1 E: 0 K: 3 S: 11	H: 2 LOB: 2 BB: 1 P: 15	R: 1 E: 0 K: 1 S: 7	H: 1 LOB: 0 BB: 0 P: 7	R: 0 E: 0 K: 1 S: 5	H: 0 LOB: 0 BB: 0 P: 5	R: 0 E: 0 K: 2 S: 7	H: 0 LOB: 0 BB: 0 P: 7	R: 0 E: 0 K: 0 S: 4	H: 1 LOB: 1 BB: 0 P: 4	R: 0 E: 0 K: 1 S: 5	H: 0 LOB: 0 BB: 0 P: 5	R: 0 E: 0 K: 0 S: 3	H: 0 LOB: 0 BB: 0 P: 3	R: 1 E: 1 K: 2 S: 9	H: 1 LOB: 2 BB: 1 P: 13		R: 0 E: 0 K: 0 S: 3	H: 0 LOB: 1 BB: 1 P: 7	1B: 3 2B: 1 3B: 0 HR: 1	SF: 0 SAC: 0 DP: 0 HBP: 0	WP: 0 PB: 0 SB: 0 CS: 0	PA: 36		
PITCHER	IP WLS BF H R ER SO BB IBB HBP BLK WP HR S P ERA WHIP																								
24 Tom Gorzelanny, L (1,1) ERA: 7.96	6.0	23	4	2	2	8	1	0	0	0	0	0	0	0	1	39	43	3.00	0.833						
37 John Wasdin, R (7,1) ERA: 0.79	1.0	3	0	0	0	0	0	0	0	0	0	0	0	0	0	3	3	0.00	0.000						
Damaso Marte, L (8,1) ERA: 3.86	1.0	W	6	1	1	0	2	1	0	0	0	0	0	0	9	13	0.00	2.000							
16 Salomon Torres, R (9,1) ERA: 10.8	1.0	S	4	0	0	0	0	1	0	0	0	0	0	0	3	7	0.00	1.000							

AB	33
R	3
H	5
RBI	3
BB	3
SO	10
LOB	11



Batter	1	2	3	4	5	6	7	8	9	AB	R	H	RBI	BB	SO	LOB	BOTTOM							
6 Chris Duffy, L (1,8) OBP: 0.217, SLG: 0.259 37 John Wasdin, R (7,1) Damaso Marte, L (8,1) 75 Neil Walker, S (8,PH) OBP: 0.441, SLG: 0.667										3	0	0	0	0	1	1	Minnesota Twins @ Pittsburgh Pirates McKechnie Field, Bradenton, FL Fri Mar 30 2007, 1:05 PM EDT Att.: 4,419 - Sunny - 79 F							
2 Jack Wilson, R (1,6) OBP: 0.393, SLG: 0.380 77 Brian Bixler, R (8,6) OBP: 0.442, SLG: 0.553										3	0	0	0	0	0	0								
26 Ronny Paulino, R (1,2) OBP: 0.471, SLG: 0.694 41 Ryan Doumit, S (7,2) OBP: 0.450, SLG: 0.433										2	0	0	0	0	0	0								
25 Adam LaRoche, L (1,3) OBP: 0.362, SLG: 0.431 Steve Pearce, R (8,3)										3	0	0	0	0	1	1								
Jason Bay, R (1,7) OBP: 0.292, SLG: 0.391 13 Nate McLouth, L (6,7) OBP: 0.316, SLG: 0.294										2	0	0	0	0	0	0								
35 Brad Eldred, R (1,9) OBP: 0.413, SLG: 0.688										3	1	1	0	0	0	0								
Jose Bautista, R (1,5) OBP: 0.224, SLG: 0.238 16 Salomon Torres, R (9,1)										3	0	0	1	0	0	1								
Jose Castillo, R (1,4) OBP: 0.333, SLG: 0.397 Dan Schwartzbauer, R (7,4) OBP: 0.250, SLG: 0.250										2	0	1	0	0	0	0								
24 Tom Gorzelanny, R (1,1) 29 Don Kelly, L (6,PH) OBP: 0.316, SLG: 0.386										1	0	0	0	0	0	1								
Inning Stats	R: 0 E: 0 K: 0 S: 3	H: 0 LOB: 0 BB: 0 P: 3	R: 0 E: 0 K: 1 S: 5	H: 0 LOB: 0 BB: 0 P: 5	R: 0 E: 0 K: 0 S: 4	H: 1 LOB: 1 BB: 0 P: 4	R: 0 E: 0 K: 0 S: 3	H: 0 LOB: 0 BB: 0 P: 3	R: 0 E: 0 K: 1 S: 5	H: 0 LOB: 0 BB: 0 P: 5	R: 0 E: 0 K: 0 S: 3	H: 0 LOB: 0 BB: 0 P: 3	R: 5 E: 1 K: 1 S: 12	H: 5 LOB: 2 BB: 0 P: 13	R: 0 E: 0 K: 0 S: 3	H: 0 LOB: 1 BB: 1 P: 7		1B: 5 2B: 1 3B: 0 HR: 0	SF: 0 SAC: 0 DP: 1 HBP: 1	WP: 0 PB: 0 SB: 0 CS: 0	PA: 32			
PITCHER	IP WLS BF H R ER SO BB IBB HBP BLK WP HR S P ERA WHIP																							
Ramon Ortiz, R (1,1) ERA: 3.1	4.0	13	1	0	0	1	0	0	0	0	0	0	0	0	15	15	0.00	0.250						
54 Matt Guerrier, R (5,1) ERA: 4.91	2.0	H	6	0	0	0	1	0	0	0	0	0	0	0	8	8	0.00	0.000						
Juan Rincon, R (7,1) ERA: 0.9	1.0	H	3	0	0	0	0	0	0	0	0	0	0	0	3	3	0.00	0.000						
David Shinskie, R (8,1) ERA: 81.0	0.1	L	7	5	5	3	0	0	0	0	0	0	0	7	7	81.00	15.000							
Kyle Waldrop, R (8,1) ERA:	0.2	3	0	0	0	1	0	0	0	1	0	0	0	5	6	0.00	0.000							

AB	31
R	5
H	6
RBI	5
BB	0
SO	3
LOB	9



Batter	1	2	3	4	5	6	7	8	9	AB	R	H	RBI	BB	SO	LOB	TOP			
6 Chris Duffy, L OBP: 0.222, SLG: 0.262 13 Nate McLouth, L OBP: 0.322, SLG: 0.321	G1-3	1B		E5 2B		K			WP 2B	3	1	1	0	0	0	0	Pittsburgh Pirates @ Minnesota Twins Hammond Stadium, Fort Myers, FL Sat Mar 31 2007, 1:05 PM EDT Att: 8,029 - Partly Cloudy - 81 F			
2 Jack Wilson, R OBP: 0.390, SLG: 0.377 29 Don Kelly, L OBP: 0.321, SLG: 0.389	K	G6-3		1B					K	3	0	1	1	0	1	1				
Jason Bay, R OBP: 0.214, SLG: 0.388 35 Brad Eldred, R OBP: 0.403, SLG: 0.667	25 2B	1B		F8		K			K	3	1	1	0	0	1	1				
25 Adam LaRoche, L OBP: 0.377, SLG: 0.481 Miles Durham, R	26 2B	2B		2B		G4-3			G5-3	3	2	2	1	0	0	0				
26 Ronny Paulino, R OBP: 0.481, SLG: 0.833 41 Ryan Doumit, S OBP: 0.452, SLG: 0.419	2B	2B		2B		F8			BB	3	0	2	2	0	0	0				
Xavier Nady, R OBP: 0.342, SLG: 0.306 76 Andrew McCutchen, R OBP: 0.367, SLG: 0.482	BB	BB		G6-3		1B			L6	2	0	1	0	1	0	1				
José Bautista, R OBP: 0.227, SLG: 0.227 75 Neil Walker, S OBP: 0.429, SLG: 0.645	K			G6-3		P4			F7	3	0	0	0	0	1	4				
Jose Castillo, R OBP: 0.349, SLG: 0.410 77 Brian Bixler, R OBP: 0.332, SLG: 0.538				1B		K			G1-3	3	0	2	0	0	1	0				
11 Humberto Cota, R OBP: 0.357, SLG: 0.519 72 Einar Diaz, R OBP: 0.476, SLG: 0.444	G4-6-3			G3-6-1		G6-3			G6-3	3	0	0	0	0	0	2				
Inning Stats	R: 2 E: 0 K: 2 S: 10	H: 3 LOB: 2 BB: 1 P: 14	R: 0 E: 0 K: 0 S: 4	H: 2 LOB: 1 BB: 0 P: 4	R: 1 E: 0 K: 0 S: 5	H: 2 LOB: 1 BB: 0 P: 5	R: 1 E: 1 K: 1 S: 7	H: 2 LOB: 1 BB: 0 P: 8	R: 0 E: 0 K: 2 S: 7	H: 0 LOB: 0 BB: 0 P: 7	R: 0 E: 1 K: 0 S: 4	H: 1 LOB: 2 BB: 1 P: 8	R: 0 E: 0 K: 0 S: 3	H: 0 LOB: 0 BB: 0 P: 3	R: 0 E: 0 K: 2 S: 8	H: 1 LOB: 2 BB: 1 P: 12	1B: 7 2B: 5 3B: 0 HR: 0	SF: 0 SAC: 0 DP: 2 HBP: 0	WP: 1 PB: 0 SB: 1 CS: 0	PA: 41
PITCHER	IP WLS BF H R ER SO BB IBB HBP BLK WP HR S P ERA WHIP																			
Sidney Ponson, R ERA: 4.29	(1, 1) 5.0 0 25 10 4 3 3 1 0 0 0 0 0 0 30 35 5.40 2.200																			
Juan Rincon, R ERA: 0.82	(6, 1) 1.0 W 3 0 0 0 2 0 0 0 0 0 0 0 7 7 0.00 0.000																			
Dave Gassner, L ERA:	(7, 1) 1.0 H 5 1 0 0 0 1 0 0 0 0 0 0 4 8 0.00 2.000																			
Tim Lahey, R ERA:	(8, 1) 1.0 H 3 0 0 0 0 0 0 0 0 0 0 3 3 0.00 0.000																			
Eddie Morlan, R ERA:	(9, 1) 1.0 S 5 1 0 0 2 1 0 0 0 1 0 8 12 0.00 2.000																			

Batter	1	2	3	4	5	6	7	8	9	AB	R	H	RBI	BB	SO	LOB	BOTTOM	
Luis Castillo, S OBP: 0.475, SLG: 0.545 Luke Hughes, R (4, PH)	K			G6-3		K				1	1	0	0	1	1	0	Pittsburgh Pirates @ Minnesota Twins Hammond Stadium, Fort Myers, FL Sat Mar 31 2007, 1:05 PM EDT Att: 8,029 - Partly Cloudy - 81 F	
8 Nick Punto, S OBP: 0.340, SLG: 0.205 38 Luis Antonio Rodriguez, S OBP: 0.333, SLG: 0.486	G1-3			BB					G3-1	2	1	0	0	1	0	0		
7 Joe Mauer, L OBP: 0.298, SLG: 0.341 41 Chris Heintz, R OBP: 0.321, SLG: 0.464	G4-3			BB					K	3	0	1	3	0	0	0		
5 Michael Cuddyer, R OBP: 0.361, SLG: 0.623 Erik Lis, L OBP: 0.500, SLG: 0.500	G1-3			G5-3					L8	3	0	0	0	0	1	1		
33 Justin Morneau, L OBP: 0.333, SLG: 0.403 90 Brock Peterson, R OBP: 1.000, SLG: 2.250	F7			F8		HR			FC4-6 1B	2	0	0	0	0	0	0		
Torii Hunter, R OBP: 0.310, SLG: 0.500 Jason Tyner, L OBP: 0.286, SLG: 0.281	K			1B		L1			FC4-6 11 1B	2	0	1	0	0	1	0		
24 Rondell White, R OBP: 0.365, SLG: 0.520 11 Josh Rabe, R OBP: 0.273, SLG: 0.296				1B		P3			1B	2	0	2	0	0	0	0		
27 Jeff Cirillo, R OBP: 0.383, SLG: 0.333 16 Jason Kubel, L OBP: 0.295, SLG: 0.328				1B		BB			G4-3	2	0	0	0	0	3	0		
Jason Bartlett, R OBP: 0.362, SLG: 0.340 Matt Tolbert, S OBP: 0.667, SLG: 0.571				1B		BB				2	1	2	1	0	0	0		
Inning Stats	R: 0 E: 0 K: 1 S: 5	H: 0 LOB: 0 BB: 0 P: 5	R: 0 E: 0 K: 1 S: 5	H: 0 LOB: 0 BB: 0 P: 5	R: 3 E: 0 K: 0 S: 5	H: 3 LOB: 2 BB: 1 P: 13	R: 1 E: 0 K: 0 S: 6	H: 3 LOB: 2 BB: 0 P: 6	R: 0 E: 0 K: 1 S: 5	H: 0 LOB: 0 BB: 1 P: 11	R: 0 E: 0 K: 1 S: 5	H: 0 LOB: 0 BB: 0 P: 5	R: 1 E: 0 K: 0 S: 5	H: 2 LOB: 2 BB: 0 P: 6	1B: 8 2B: 1 3B: 0 HR: 1	SF: 0 SAC: 0 DP: 1 HBP: 0	WP: 0 PB: 0 SB: 3 CS: 1	PA: 35
PITCHER	IP WLS BF H R ER SO BB IBB HBP BLK WP HR S P ERA WHIP																	
28 Paul Maholm, L Justin Vachek, R ERA: 9.0	(1, 1) 5.0 L 6 2 1 1 1 1 0 0 0 0 0 1 7 11 9.00 3.000																	
55 Matt Capps, R ERA: 6.4	(7, 1) 1.0 3 0 0 0 1 0 0 0 0 0 0 5 5 0.00 0.000																	
36 Juan Pablo Perez, L ERA: 0.96	(8, 1) 1.0 4 2 1 1 0 0 0 0 0 0 0 5 6 9.00 2.000																	



Batter	1	2	3	4	5	6	7	8	9	10	AB	R	H	RBI	BB	SO	LOB	TOP										
6 Chris Duffy, L OBP: 0.400, SLG: 0.250	(1, 8) BB 4-1		X 0-0 F8			X 0-2 G5-4-3 2E 1B		1-1 G6-3		1-2 G6-3	4	0	1	0	1	0	1											
2 Jack Wilson, R OBP: 0.400, SLG: 0.400	(1, 6) C SAFE 3-2 F8		X 1-1 F8			X 1-1 E5		0-2 G5-4-3		1-2 HR	5	1	2	0	0	0	3											
Jason Bay, R OBP: 0.250, SLG: 0.800	(1, 7) C 1-3 K		X 0-1 FC6-4			X 2-2 G5-4-3		1-1 G3-1		SAFE 0-2 HR	5	1	1	2	0	1	5											
25 Adam LaRoche, L (1, 3)	X 1-0 F7					X 0-3 K2-3				SAFE 0-3 K	5	0	0	0	0	4	2											
26 Ronny Paulino, R (1, 2)		S 1-1 G4-3				X 0-2 G1-3		X 0-0 G6-3		SAFE 0-3 K	5	0	0	0	0	1	0											
Xavier Nady, R OBP: 0.250, SLG: 1.000	(1, 9) B 2-1 F7		X 1-1 F8			X 0-2 G5-3		X 0-0 HR			4	1	1	1	0	0	0											
José Bautista, R OBP: 0.500, SLG: 0.750	(1, 5) X 0-0 1B		X 0-0 G5-3			X 0-1 G3		X 1-2 2B			4	0	2	0	0	0	0											
Jose Castillo, R 41 Ryan Dourmit, S 55 Matt Capps, R 16 Salomon Torres, R	(1, 4) (9, PH) (9, 1) (10, 1)	F 0-1 G4-3		X 1-1 F9		X 0-0 G1-3		X 1-2 G1-3		SAFE 4-2 BB	3	0	0	0	0	0	1											
57 Zach Duke, L 13 Nate McLouth, L 54 Jonah Bayliss, R Damaso Marte, L Don Kelly, L	(1, 1) (8, PH) (8, 1) (8, 1) (8, 4)		X 1-1 FC6-4 1B			X 0-0 G1-3		X 1-2 HR		SAFE 3-2 P6	2	0	1	0	0	0	0											
Inning Stats	R: 0 E: 0 K: 1 S: 13	H: 0 LOB: 1 BB: 1 P: 22	R: 0 E: 0 K: 0 S: 7	H: 1 LOB: 1 BB: 0 P: 10	R: 0 E: 0 K: 0 S: 7	H: 1 LOB: 1 BB: 0 P: 9	R: 0 E: 0 K: 1 S: 9	H: 0 LOB: 0 BB: 0 P: 11	R: 0 E: 0 K: 0 S: 6	H: 0 LOB: 0 BB: 0 P: 7	R: 0 E: 1 K: 0 S: 12	H: 1 LOB: 1 BB: 0 P: 15	R: 0 E: 0 K: 0 S: 6	H: 0 LOB: 0 BB: 0 P: 6	R: 1 E: 0 K: 0 S: 14	H: 2 LOB: 1 BB: 0 P: 18	R: 1 E: 0 K: 1 S: 16	H: 2 LOB: 2 BB: 1 P: 26	R: 2 E: 0 K: 2 S: 15	H: 2 LOB: 0 BB: 0 P: 17	1B: 5 2B: 1 3B: 0 HR: 3	SF: 0 SAC: 0 DP: 1 HBP: 0	WP: 0 PA: 41					
PITCHER	IP 7.2	WLS 0	BF 29	H 5	R 1	ER 1	SO 3	BB 1	IBB 0	HBP 0	BLK 0	WP 0	HR 1	S 72	P 95	ERA 1.17	WHIP 0.783											
44 Roy Oswalt, R Dan Wheeler, R 54 Brad Lidge, R Chad Qualls, R	(1, 1) (8, 1) (9, 1) (10, 1)	IP 0.1	WLS H	BF 1	H 0	R 0	ER 0	SO 0	BB 0	IBB 0	HBP 0	BLK 0	WP 0	HR 2	S 3	P 3	ERA 0.00	WHIP 0.000										

Pittsburgh Pirates @ Houston Astros
Minute Maid Park, Houston, TX
Mon Apr 02 2007, 6:05 PM CDT
Att: 43,803 - Roof Closed - 73 F

AB	39
R	4
H	9
RBI	4
BB	2
SO	6
LOB	14



Batter	1	2	3	4	5	6	7	8	9	10	AB	R	H	RBI	BB	SO	LOB	BOTTOM										
Craig Biggio, R OBP: 0.250, SLG: 0.250 54 Brad Lidge, R Chad Qualls, R	(1, 4) B 2-1 P3		X 1-2 G5-4-3			X 1-1 G5-3		1-2 1B			4	0	1	0	0	0	3											
28 Adam Everett, R OBP: 0.250, SLG: 0.500	(1, 6) B 1-0 P4		X 0-2 L4			X 1-2 45 L4-6 2B		X 0-0 F9			4	0	1	0	0	0	1											
17 Lance Berkman, S OBP: 0.500, SLG: 0.333	(1, 3) B 1-0 G6-3		X 2-1 45 G5-4-3 1B			X 4-0 BB		X 0-0 G1-3			3	0	1	0	1	0	1											
45 Carlos Lee, R (1, 7)	B 1-0 F7		X 1-2 G5-4-3			X 1-1 L4-6		X 0-1 P3			4	0	0	0	0	0	3											
Morgan Ensberg, R OBP: 0.250, SLG: 0.250	(1, 5) B 2-2 G2-3		X 1-0 HR			X 3-0 P4		X 0-1 L5			4	1	1	0	0	0	1											
Luke Scott, L OBP: 0.500, SLG: 1.250	(1, 9) C 0-1 1B		X 2-2 HR			X 0-1 F7		X 1-1 L3			4	1	2	2	0	0	0											
2 Chris Burke, R OBP: 0.500, SLG: 1.000	(1, 8) C 2-1 2B		X 0-1 44 1B 2B			X 3-1 G5-3		X 2-3 K			4	0	2	0	0	1	0											
Brad Ausmus, R (1, 2)	C 1-1 G5-4-3 HBP		X 0-0 B2			X 0-1 L5		X 1-0 G5-3			3	0	0	0	0	0	1											
44 Roy Oswalt, R Dan Wheeler, R Orlando Palmeiro, L Mark Loretta, R	(1, 1) (8, 1) (8, PH) (9, 4)	IP 0.2	WLS 1	BF 3	H 0	R 0	ER 0	SO 0	BB 0	IBB 0	HBP 0	BLK 0	WP 0	HR 1	S 7	P 7	ERA 0.00	WHIP 0.000										
Inning Stats	R: 0 E: 0 K: 0 S: 4	H: 0 LOB: 0 BB: 0 P: 8	R: 0 E: 0 K: 0 S: 6	H: 1 LOB: 1 BB: 0 P: 9	R: 0 E: 0 K: 0 S: 8	H: 1 LOB: 1 BB: 0 P: 12	R: 0 E: 0 K: 0 S: 8	H: 1 LOB: 0 BB: 0 P: 11	R: 2 E: 0 K: 0 S: 12	H: 4 LOB: 1 BB: 0 P: 16	R: 0 E: 0 K: 0 S: 6	H: 1 LOB: 1 BB: 0 P: 15	R: 0 E: 0 K: 0 S: 5	H: 0 LOB: 0 BB: 0 P: 9	R: 0 E: 0 K: 0 S: 8	H: 1 LOB: 1 BB: 0 P: 11	R: 0 E: 0 K: 0 S: 6	H: 0 LOB: 0 BB: 0 P: 7	R: 0 E: 0 K: 1 S: 8	H: 0 LOB: 0 BB: 0 P: 13	1B: 5 2B: 4 3B: 0 HR: 1	SF: 0 SAC: 0 DP: 3 HBP: 1	WP: 0 PA: 36					
PITCHER	IP 7.0	WLS 0.2	BF 26	H 8	R 2	ER 2	SO 0	BB 1	IBB 0	HBP 0	BLK 0	WP 0	HR 1	S 49	P 80	ERA 2.57	WHIP 1.286											
57 Zach Duke, L 54 Jonah Bayliss, R Damaso Marte, L 55 Matt Capps, R 16 Salomon Torres, R	(1, 1) (8, 1) (8, 1) (9, 1) (10, 1)	IP 0.1	WLS W	BF 3	H 0	R 0	ER 0	SO 0	BB 0	IBB 0	HBP 0	BLK 0	WP 0	HR 6	S 7	P 7	ERA 0.000	WHIP 0.000										

Pittsburgh Pirates @ Houston Astros
Minute Maid Park, Houston, TX
Mon Apr 02 2007, 6:05 PM CDT
Att: 43,803 - Roof Closed - 73 F

AB	34
R	2
H	9
RBI	2
BB	1
SO	1
LOB	12



Batter	1	2	3	4	5	6	7	8	9	AB	R	H	RBI	BB	SO	LOB	TOP										
6 Chris Duffy, L OBP: 0.300, SLG: 0.222	K		K			G6-3 1B		F7	P5	5	0	1	0	0	2	0											
2 Jack Wilson, R OBP: 0.444, SLG: 0.556	L4					G6-3				4	1	2	0	0	0	1											
Jason Bay, R OBP: 0.333, SLG: 0.625	G4-3					G6-3 1B				3	1	1	0	1	0	1											
25 Adam LaRoche, L		K				F9		L8		3	0	0	0	1	1	4											
26 Ronny Paulino, R OBP: 0.111, SLG: 0.111	F7					G6-3				4	0	1	1	0	1	4											
Xavier Nady, R OBP: 0.375, SLG: 1.125	HR									4	1	2	2	0	2	0											
José Bautista, R OBP: 0.375, SLG: 0.500	L6					P3		L8		4	0	1	0	0	0	2											
Jose Castillo, R OBP: 0.143, SLG: 0.143										4	0	1	0	0	2	1											
45 Ian Snell, R 13 Nate McLouth, L 37 John Waddell, R 36 Juan Pablo Perez, R 54 Jonah Bayliss, R 55 Matt Capps, R 41 Ryan Doumit, S 16 Salomon Torres, R										2	0	0	0	0	1	1											
Inning Stats	R: 0 E: 0 K: 1 S: 7	H: 0 LOB: 0 BB: 0 P: 9	R: 1 E: 0 K: 1 S: 10	H: 1 LOB: 0 BB: 0 P: 19	R: 0 E: 0 K: 3 S: 9	H: 0 LOB: 0 BB: 0 P: 16	R: 0 E: 0 K: 0 S: 6	H: 2 LOB: 1 BB: 0 P: 7	R: 0 E: 0 K: 1 S: 8	H: 1 LOB: 1 BB: 0 P: 14	R: 0 E: 0 K: 1 S: 13	H: 1 LOB: 1 BB: 0 P: 22	R: 0 E: 0 K: 1 S: 11	H: 1 LOB: 1 BB: 0 P: 13	R: 2 E: 0 K: 0 S: 17	H: 3 LOB: 2 BB: 1 P: 29	R: 0 E: 0 K: 1 S: 7	H: 0 LOB: 0 BB: 0 P: 12	1B: 7 2B: 1 3B: 0 HR: 1	SF: 0 SAC: 0 DP: 1 HBP: 0	WP: 0 PB: 0 SB: 0 CS: 0	PA: 37					
PITCHER	IP	WLS	BF	H	R	ER	SO	BB	IBB	HBP	BLK	WP	HR	S	P	ERA	WHIP										
23 Jason Jennings, R ERA: 1.5	6.0		23	5	1	1	7	1	0	0	0	0	1	53	87	1.50	1.000										
Chad Qualls, R ERA: 9.0	1.0	H	4	1	0	0	1	0	0	0	0	0	0	11	13	0.00	1.000										
Dan Wheeler, R ERA: 13.5	1.0	L	7	3	2	2	0	1	0	0	0	0	0	17	29	18.00	4.000										
21 Rick White, R ERA:	1.0		3	0	0	0	1	0	0	0	0	0	0	7	12	0.00	0.000										

Pittsburgh Pirates @ Houston Astros
Minute Maid Park, Houston, TX
Tue Apr 03 2007, 7:05 PM CDT
Att: 31,238 - Cloudy - 81 F

AB	35
R	3
H	9
RBI	3
BB	2
SO	9
LOB	15



Batter	1	2	3	4	5	6	7	8	9	AB	R	H	RBI	BB	SO	LOB	BOTTOM										
Craig Biggio, R OBP: 0.125, SLG: 0.125	K		K			K	F8			4	0	0	0	0	3	4											
2 Chris Burke, R OBP: 0.250, SLG: 0.500	P2					G6-3		F8		4	0	0	0	0	1	1											
17 Lance Berkman, S OBP: 0.375, SLG: 0.167	F8					F9		K		3	0	0	0	1	1	0											
45 Carlos Lee, R OBP: 0.125, SLG: 0.125		K				K		F8		4	0	1	1	0	2	0											
Morgan Ensberg, R OBP: 0.125, SLG: 0.125		K				K				4	0	0	0	0	2	2											
16 Jason Lane, R OBP: 0.500, SLG: 1.250		K								4	1	2	1	0	1	0											
28 Adam Everett, R OBP: 0.286, SLG: 0.571										3	0	1	0	0	0	1											
Luke Scott, L OBP: 0.400, SLG: 1.000										1	0	0	0	0	0	0											
Brad Ausmus, R OBP: 0.286, SLG: 0.167										3	0	1	0	0	2	1											
23 Jason Jennings, L Orlando Palmeiro, L Chad Qualls, R Mike Lamb, L Dan Wheeler, R 21 Rick White, R										1	0	0	0	0	0	1											
Inning Stats	R: 0 E: 0 K: 1 S: 9	H: 0 LOB: 0 BB: 0 P: 15	R: 0 E: 0 K: 3 S: 12	H: 0 LOB: 0 BB: 0 P: 15	R: 0 E: 0 K: 2 S: 9	H: 1 LOB: 1 BB: 0 P: 10	R: 0 E: 0 K: 2 S: 9	H: 0 LOB: 0 BB: 0 P: 14	R: 1 E: 0 K: 2 S: 9	H: 1 LOB: 0 BB: 0 P: 11	R: 1 E: 0 K: 1 S: 11	H: 2 LOB: 2 BB: 1 P: 21	R: 0 E: 0 K: 0 S: 11	H: 3 LOB: 2 BB: 0 P: 17	R: 0 E: 0 K: 1 S: 8	H: 0 LOB: 0 BB: 0 P: 10	R: 0 E: 0 K: 0 S: 6	H: 0 LOB: 0 BB: 0 P: 13	1B: 5 2B: 1 3B: 0 HR: 1	SF: 0 SAC: 0 DP: 0 HBP: 0	WP: 0 PB: 0 SB: 0 CS: 1	PA: 34					
PITCHER	IP	WLS	BF	H	R	ER	SO	BB	IBB	HBP	BLK	WP	HR	S	P	ERA	WHIP										
45 Ian Snell, R ERA: 3.0	6.0		23	4	2	2	11	0	1	0	0	0	0	7	10	0.00	3.000										
37 John Waddell, R ERA:	0.2		3	2	0	0	0	0	0	0	0	0	0	2	5	*	*										
36 Juan Pablo Perez, L ERA:	0.0		1	1	0	0	0	0	0	0	0	0	0	2	5	*	*										
54 Jonah Bayliss, R ERA:	0.1	W	1	0	0	0	0	0	0	0	0	0	0	2	2	0.00	0.000										
55 Matt Capps, R ERA:	1.0	H	3	0	0	0	1	0	0	0	0	0	0	8	10	0.00	0.000										
PITCHER	IP	WLS	BF	H	R	ER	SO	BB	IBB	HBP	BLK	WP	HR	S	P	ERA	WHIP										
16 Salomon Torres, R ERA:	1.0	S	3	0	0	0	0	0	0	0	0	0	0	6	13	0.00	0.000										

Pittsburgh Pirates @ Houston Astros
Minute Maid Park, Houston, TX
Tue Apr 03 2007, 7:05 PM CDT
Att: 31,238 - Cloudy - 81 F

AB	33
R	2
H	7
RBI	2
BB	1
SO	12
LOB	10



Batter	1	2	3	4	5	6	7	8	9	AB	R	H	RBI	BB	SO	LOB	TOP				
6 Chris Duffy, L (1,8) OBP: 0.263, SLG: 0.278	1-1 F8 26 1B	0-2 G4-3			1-0 P6			1-3 K		4	1	1	0	0	1	1					
2 Jack Wilson, R (1,6) OBP: 0.412, SLG: 0.471	1-2 26 1B		3-2 F8			0-2 G6-3		1-2 P4		4	0	1	0	0	0	0					
Jason Bay, R (1,7) OBP: 0.222, SLG: 0.353	1-1 F8		1-1 F9			0-0 G6-3			1-1 G4-3	4	0	0	0	0	0	2					
25 Adam LaRoche, L (1,3) OBP: 0.222, SLG: 0.067	2-2 P4		3-3 K			4-2 BB			1-3 K	3	0	0	0	1	2	2					
26 Ronny Paulino, R (1,2) OBP: 0.167, SLG: 0.222	2-2 1B			1-2 G6-3		3-1 P4			3-3 K	4	0	1	1	0	1	1					
Xavier Nady, R (1,9) OBP: 0.313, SLG: 0.733	0-3 K		1-3 K				1-2 F7			3	0	0	0	0	2	2					
José Bautista, R (1,5)		3-2 2B		3-2 F8			3-2 G6-3			3	0	1	0	0	0	0					
Jose Castillo, R (1,4) OBP: 0.071, SLG: 0.071		0-3 K			1-1 G4-3			3-3 K		3	0	0	0	0	2	1					
28 Paul Maholm, L (1,1)		1-3 K			1-3 K			1-3 K		2	0	0	0	0	2	1					
37 John Wasdin, R (6,1)										0	0	0	0	0	0	0					
36 Juan Pablo Perez, R (6,1)										0	0	0	0	0	0	0					
41 Ryan Doumit, S (8,PH)										1	0	0	0	0	1	0					
Damaso Marte, L (8,1)										0	0	0	0	0	0	0					
Inning Stats	R: 1 E: 0 K: 1 S: 20	H: 3 LOB: 2 BB: 0 P: 27	R: 0 E: 0 K: 2 S: 12	H: 1 LOB: 1 BB: 0 P: 16	R: 0 E: 0 K: 1 S: 9	H: 0 LOB: 0 BB: 0 P: 16	R: 0 E: 0 K: 1 S: 14	H: 0 LOB: 0 BB: 0 P: 19	R: 0 E: 0 K: 1 S: 6	H: 0 LOB: 0 BB: 1 P: 9	R: 0 E: 0 K: 1 S: 11	H: 0 LOB: 0 BB: 0 P: 18	R: 0 E: 0 K: 2 S: 9	H: 0 LOB: 0 BB: 0 P: 12	R: 0 E: 0 K: 2 S: 8	H: 0 LOB: 0 BB: 0 P: 13	1B: 3 2B: 1 3B: 0 HR: 0	SF: 0 SAC: 0 DP: 0 HBP: 0	WP: 0 PB: 0 SB: 0 CS: 0	PA: 32	
PITCHER	IP	WLS	BF	H	R	ER	SO	BB	IBB	HBP	BLK	WP	HR	S	P	ERA	WHIP				
31 Matt Belisle, R (1,1) ERA: 1.5	6.0	W	23	4	1	1	6	1	0	0	0	0	0	72	105	1.50	0.833				
56 Todd Coffey, L (7,1) ERA:	1.0	H	3	0	0	0	1	0	0	0	0	0	0	11	18	0.00	0.000				
29 Mike Stanton, L (8,1) ERA:	1.0		3	0	0	0	2	0	0	0	0	0	0	9	12	0.00	0.000				
35 Kirk Saarloos, R (9,1) ERA:	1.0		3	0	0	0	2	0	0	0	0	0	0	8	13	0.00	0.000				

Pittsburgh Pirates @ Cincinnati Reds
Great American Ball Park, Cincinnati, OH
Fri Apr 06 2007, 7:10 PM EDT
Att: 17,837 - Overcast - 36 F

AB 31
R 1
H 4
RBI 1
BB 1
SO 11
LOB 10



Batter	1	2	3	4	5	6	7	8	9	AB	R	H	RBI	BB	SO	LOB	BOTTOM				
6 Ryan Freel, R (1,8) OBP: 0.353, SLG: 0.357	1-1 G5-3	2-2 G6-3		2-1 G6-3			3-1 S E 2B			4	1	1	0	0	0	2					
4 Brandon Phillips, R (1,4) OBP: 0.250, SLG: 0.357	0-2 HR		2-0 F8	0-2 P4		0-0 P6				4	1	1	1	0	0	1					
Adam Dunn, L (1,7) OBP: 0.412, SLG: 0.733	3-1 12 BB		3-2 F8		1-1 G3		3-3 K			4	0	1	0	0	1	0					
29 Mike Stanton, L (8,1)										0	0	0	0	0	0	0					
35 Kirk Saarloos, R (9,1)										0	0	0	0	0	0	0					
12 Edwin Encarnación, R (1,5) OBP: 0.400, SLG: 0.250	4-2 FC5-4		3-1 1B HR		0-1 F9		2-1 P4			3	1	1	0	1	0	0					
Ken Griffey Jr., L (1,9) OBP: 0.438, SLG: 0.308	1-2 F8		0-0 1B HR		1-2 L8			4-0 2E 26 1B SF8 BB		3	2	1	0	1	0	2					
Jeff Conine, R (1,3) OBP: 0.333, SLG: 0.889	1-1 FC5-4		1-0 1B HR			1-1 3B		3-1 P6		4	1	2	3	0	0	3					
2 Alex Gonzalez, R (1,6) OBP: 0.429, SLG: 0.364		4-2 26 1B BB		1-2 1B		0-2 P5		1-1 E8		3	0	2	0	1	0	1					
26 David Ross, R (1,2) OBP: 0.091, SLG: 0.100		0-1 6 G6-3		2-0 L8		1-1 P4		2-2 SF8		3	0	1	1	0	0	2					
31 Matt Belisle, R (1,1)		0-3 1B		1-3 K		3-2 G5-3		3-H 0-2 K		2	0	0	0	0	2	2					
Javier Valentin, S (6,PH)										1	0	0	0	0	0	1					
56 Todd Coffey, R (7,1)										0	0	0	0	0	0	0					
33 Josh Hamilton, L (8,7)										1	0	0	0	0	1	1					
Inning Stats	R: 1 E: 0 K: 0 S: 14	H: 2 LOB: 1 BB: 1 P: 24	R: 0 E: 0 K: 1 S: 10	H: 1 LOB: 1 BB: 1 P: 16	R: 3 E: 0 K: 0 S: 13	H: 4 LOB: 1 BB: 0 P: 25	R: 0 E: 0 K: 1 S: 8	H: 0 LOB: 0 BB: 0 P: 11	R: 0 E: 0 K: 0 S: 12	H: 1 LOB: 1 BB: 0 P: 17	R: 1 E: 0 K: 1 S: 8	H: 1 LOB: 0 BB: 0 P: 16	R: 1 E: 1 K: 1 S: 10	H: 1 LOB: 1 BB: 1 P: 20	1B: 6 2B: 1 3B: 1 HR: 2	SF: 1 SAC: 0 DP: 1 HBP: 0	WP: 0 PB: 0 SB: 1 CS: 0	PA: 36			
PITCHER	IP	WLS	BF	H	R	ER	SO	BB	IBB	HBP	BLK	WP	HR	S	P	ERA	WHIP				
28 Paul Maholm, L (1,1) ERA: 7.2	5.0	L	23	7	4	4	2	2	0	0	0	0	0	54	87	7.20	1.800				
37 John Wasdin, R (6,1) ERA:	0.2		3	1	0	0	0	0	0	0	0	0	0	9	11	0.00	1.500				
36 Juan Pablo Perez, L (6,1) ERA:	1.1		5	1	1	0	1	0	0	0	0	0	0	11	22	0.00	0.750				
Damaso Marte, L (8,1) ERA:	1.0		5	1	1	0	1	1	0	0	0	0	0	10	20	0.00	2.000				

Pittsburgh Pirates @ Cincinnati Reds
Great American Ball Park, Cincinnati, OH
Fri Apr 06 2007, 7:10 PM EDT
Att: 17,837 - Overcast - 36 F

AB 32
R 6
H 10
RBI 5
BB 3
SO 4
LOB 15



Batter	1	2	3	4	5	6	7	8	9	AB	R	H	RBI	BB	SO	LOB	TOP				
6 Chris Duffy, L (1,8) OBP: 0.292, SLG: 0.304			G1-3				B1-3		G4-3	5	1	2	0	0	0	0					
2 Jack Wilson, R (1,6) OBP: 0.333, SLG: 0.381	K		F7	G1-3			G6-3			4	0	0	0	0	1	3					
Jason Bay, R (1,7) OBP: 0.227, SLG: 0.333	K		K		G5-3					4	0	1	0	0	2	1					
25 Adam LaRoche, L (1,3) OBP: 0.273, SLG: 0.368					G4-3					4	2	2	2	0	1	1					
Xavier Nady, R (1,9) Shawn Chacon, R (5,1) 54 Jonah Bayliss, R (7,1) 36 Juan Pablo Perez, R (7,1) Ryan Doumit, S (8,PH) Damaso Marte, L (8,1)			K2-3	K			K			3	0	1	1	0	2	0					
José Bautista, R (1,5) OBP: 0.350, SLG: 0.500	F8		G1-3			P6	G5-3			4	0	0	0	0	0	1					
Don Kelly, L (1,4)		G3-1				G4-3	G6-3			3	1	0	0	1	0	0					
11 Humberto Cota, R (1,2) OBP: 0.500, SLG: 0.750	K		K						P2	4	1	2	1	0	1	0					
Tony Armas, R (1,1) 13 Nate McLouth, L (5,9) OBP: 0.250, SLG: 1.000	G4-3					K				2	0	1	1	0	0	0					
										2	0	0	0	0	2	1					
Inning Stats	R: 2 E: 0 K: 2 S: 18	H: 3 LOB: 1 BB: 0 P: 24	R: 0 E: 0 K: 1 S: 12	H: 0 LOB: 0 BB: 0 P: 17	R: 0 E: 0 K: 1 S: 6	H: 0 LOB: 0 BB: 0 P: 8	R: 3 E: 0 K: 1 S: 21	H: 4 LOB: 2 BB: 1 P: 29	R: 0 E: 0 K: 1 S: 9	H: 1 LOB: 1 BB: 0 P: 17	R: 0 E: 0 K: 1 S: 12	H: 1 LOB: 1 BB: 0 P: 18	R: 0 E: 0 K: 1 S: 8	H: 0 LOB: 0 BB: 0 P: 13	R: 0 E: 0 K: 1 S: 7	H: 0 LOB: 0 BB: 0 P: 11	1B: 5 2B: 3 3B: 0 HR: 1	SF: 0 SAC: 0 DP: 0 HBP: 0	WP: 0 PB: 0 SB: 1 CS: 0	PA: 37	
PITCHER	IP: 5.2 WLS: W BF: 26 ERA: 3.55	H: 8 R: 5 ER: 5 SO: 6	BB: 1 IBB: 0 HBP: 0 BLK: 0	WP: 0 HR: 1 S: 73 P: 103	ERA: 7.94 WHIP: 1.588	PITCHER	IP: 1.0 WLS: S BF: 3 ERA: 0.00	H: 0 R: 0 ER: 0 SO: 1	BB: 0 IBB: 0 HBP: 0 BLK: 0	WP: 0 HR: 0 S: 7 P: 11	ERA: 0.00 WHIP: 0.000										
39 Aaron Harang, R (1,1) ERA: 3.55	5.2	W	26	8	5	5	6	1	0	0	0	0	0	0	0	0	0	0	0	0	0
40 Jon Coutangus, L (6,1) ERA: 0.00	0.2	H	2	0	0	0	1	0	0	0	0	0	0	0	4	6	0.00	0.000			
56 Todd Coffey, R (7,1) ERA: 0.00	0.1	H	2	1	0	0	0	0	0	0	0	0	0	0	8	13	0.00	3.000			
Rheal Cormier, L (7,1) ERA: 0.00	0.1	H	1	0	0	0	1	0	0	0	0	0	0	0	3	4	0.00	0.000			
35 Kirk Saarloos, R (8,1) ERA: 0.00	1.0	H	3	0	0	0	1	0	0	0	0	0	0	0	8	13	0.00	0.000			

Pittsburgh Pirates @ Cincinnati Reds
Great American Ball Park, Cincinnati, OH
Sat Apr 07 2007, 1:05 PM EDT
Att: 15,825 - Overcast - 30 F

AB 36
R 5
H 9
RBI 5
BB 1
SO 10
LOB 7



Batter	1	2	3	4	5	6	7	8	9	AB	R	H	RBI	BB	SO	LOB	BOTTOM			
6 Ryan Freel, R (1,8) OBP: 0.409, SLG: 0.389				F9	K					4	2	2	0	1	1	1				
Adam Dunn, L (1,7) OBP: 0.500, SLG: 0.882							G3			2	3	1	2	3	0	1				
4 Brandon Phillips, R (1,4) OBP: 0.230, SLG: 0.333	G6-3	SF9				K			G6-3	4	1	1	1	0	1	1				
Ken Griffey Jr., L (1,9) OBP: 0.429, SLG: 0.250	P5	P6							K	3	0	0	0	2	1	1				
12 Edwin Encarnación, R (1,5) OBP: 0.500, SLG: 0.375										4	1	3	2	1	1	2				
Scott Hatteberg, L (1,3) Jeff Conine, R (8,PH)				P5	G4-6-3					3	0	1	1	1	0	3				
2 Alex Gonzalez, R (1,6) OBP: 0.421, SLG: 0.438				K					K	5	0	2	1	0	3	5				
Javier Valentin, S (1,2) 35 Kirk Saarloos, R (8,1) 25 David Weathers, R (9,1)	P6						F9		F7	3	0	0	0	1	0	3				
										0	0	0	0	0	0	0				
										0	0	0	0	0	0	0				
										3	0	0	0	0	1	3				
										0	0	0	0	0	0	0				
										0	0	0	0	0	0	0				
										0	0	0	0	0	0	0				
										1	0	0	0	0	0	0				
Inning Stats	R: 3 E: 0 K: 0 S: 16	H: 4 LOB: 2 BB: 1 P: 29	R: 1 E: 0 K: 1 S: 8	H: 1 LOB: 1 BB: 1 P: 15	R: 0 E: 0 K: 1 S: 11	H: 1 LOB: 2 BB: 1 P: 21	R: 2 E: 0 K: 0 S: 13	H: 2 LOB: 1 BB: 2 P: 24	R: 0 E: 0 K: 1 S: 11	H: 1 LOB: 1 BB: 0 P: 15	R: 1 E: 0 K: 3 S: 14	H: 1 LOB: 2 BB: 1 P: 27	R: 0 E: 0 K: 0 S: 9	H: 0 LOB: 1 BB: 1 P: 21	R: 0 E: 0 K: 2 S: 14	H: 1 LOB: 2 BB: 1 P: 26	1B: 8 2B: 2 3B: 0 HR: 1	SF: 1 SAC: 0 DP: 1 HBP: 0	WP: 1 PB: 0 SB: 5 CS: 0	PA: 43
PITCHER	IP: 4.0 WLS: L BF: 24 ERA: 13.50	H: 6 R: 6 ER: 6 SO: 6	BB: 4 IBB: 1 HBP: 0 BLK: 0	WP: 0 HR: 1 S: 48 P: 89	ERA: 13.50 WHIP: 3.000	PITCHER	IP: 2.0 WLS: 10 BF: 10 ERA: 4.50	H: 2 R: 1 ER: 1 SO: 4	BB: 1 IBB: 1 HBP: 0 BLK: 0	WP: 0 HR: 0 S: 25 P: 42	ERA: 4.50 WHIP: 1.500									
Tony Armas, R (1,1) ERA: 13.50	4.0	L	24	6	6	6	2	4	1	0	0	0	0	0	0	0	0	0	0	0
Shawn Chacon, R (5,1) ERA: 2.25	2.0		10	2	1	1	4	1	1	0	0	0	0	0	0	0	0	0	0	0
54 Jonah Bayliss, R (7,1) ERA: 0.00	0.2		3	0	0	0	0	0	0	0	0	0	0	0	0	0	0	0	0	0
36 Juan Pablo Perez, L (7,1) ERA: 0.00	0.1		1	0	0	0	0	0	0	0	0	0	0	0	0	0	0	0	0	0
Damaso Marte, L (8,1) ERA: 2.00	1.0		5	1	0	0	2	1	0	0	0	0	0	0	0	0	0	0	0	0

Pittsburgh Pirates @ Cincinnati Reds
Great American Ball Park, Cincinnati, OH
Sat Apr 07 2007, 1:05 PM EDT
Att: 15,825 - Overcast - 30 F

AB 33
R 7
H 11
RBI 7
BB 9
SO 8
LOB 20



Batter	1	2	3	4	5	6	7	8	9	AB	R	H	RBI	BB	SO	LOB	TOP					
12 Freddy Sanchez, R OBP: 0.800, SLG: 0.750										4	1	2	1	0	0	0	Pittsburgh Pirates @ Cincinnati Reds Great American Ball Park, Cincinnati, OH Sun Apr 08 2007, 1:15 PM EDT Att: 14,001 - Cloudy - 38 F					
2 Jack Wilson, R OBP: 0.346, SLG: 0.500										5	1	2	2	0	0	3						
Jason Bay, R OBP: 0.296, SLG: 0.480										4	1	2	1	1	1	0						
25 Adam LaRoche, L OBP: 0.222, SLG: 0.292										5	0	0	0	0	0	3						
26 Ronny Paulino, R OBP: 0.174, SLG: 0.217										5	0	1	0	0	0	2						
Xavier Nady, R OBP: 0.333, SLG: 0.652										5	1	2	0	0	1	1						
35 Brad Eldred, R OBP: 0.500, SLG: 1.500										4	1	2	2	0	1	1						
6 Chris Duffy, L OBP: 0.292, SLG: 0.304										4	1	1	0	0	0	2						
José Bautista, R OBP: 0.333, SLG: 0.500										3	0	0	0	0	0	3						
57 Zach Duke, L OBP: 0.200, SLG: 0.200										0	0	0	0	0	0	0						
54 Jonah Bayliss, R OBP: 0.357, SLG: 0.786										0	0	0	0	0	0	0						
36 Juan Pablo Perez, R OBP: 1.000, SLG: 1.000										1	0	1	0	0	0	0						
55 Matt Capps, R OBP: 0.391, SLG: 0.490										0	0	0	0	0	0	0						
16 Salomon Torres, R OBP: 0.222, SLG: 0.292										0	0	0	0	0	0	0						
Inning Stats	R: 0 E: 1 K: 0 S: 9	H: 2 LOB: 2 BB: 0 P: 11	R: 0 E: 0 K: 2 S: 13	H: 1 LOB: 1 BB: 0 P: 18	R: 0 E: 0 K: 1 S: 10	H: 0 LOB: 1 BB: 1 P: 18	R: 1 E: 0 K: 1 S: 15	H: 2 LOB: 1 BB: 0 P: 19	R: 2 E: 0 K: 1 S: 11	H: 3 LOB: 1 BB: 0 P: 14	R: 1 E: 0 K: 1 S: 13	H: 2 LOB: 1 BB: 0 P: 20	R: 0 E: 0 K: 1 S: 9	H: 0 LOB: 0 BB: 0 P: 15	R: 1 E: 0 K: 1 S: 16	H: 2 LOB: 2 BB: 0 P: 25	R: 1 E: 0 K: 1 S: 10	H: 1 LOB: 0 BB: 0 P: 17	1B: 7 2B: 3 3B: 0 HR: 3	SF: 0 SAC: 0 DP: 0 HBP: 1	WP: 0 PB: 0 SB: 0 CS: 0	PA: 42
PITCHER	IP WLS BF H R ER SO BB IBB HBP BLK WP HR S P ERA WHIP																					
22 Eric Milton, L ERA: 6.35	(1, 1) 5.2 L 28 10 4 4 4 6 1 0 0 0 0 0 1 69 95 6.35 1.941																					
Victor Santos, R ERA:	(6, 1) 1.1 4 0 0 0 1 0 0 0 0 0 0 0 11 20 0.00 0.000																					
56 Todd Coffey, R ERA: 3.0	(8, 1) 1.0 6 2 1 1 1 0 0 0 1 0 0 0 1 16 25 9.00 2.000																					
40 Jon Coutlangus, L ERA: 5.4	(9, 1) 1.0 4 1 1 1 1 0 0 0 0 0 0 1 10 17 9.00 1.000																					

Batter	1	2	3	4	5	6	7	8	9	AB	R	H	RBI	BB	SO	LOB	BOTTOM			
6 Ryan Freel, R OBP: 0.385, SLG: 0.364										4	0	1	0	0	1	0	Pittsburgh Pirates @ Cincinnati Reds Great American Ball Park, Cincinnati, OH Sun Apr 08 2007, 1:15 PM EDT Att: 14,001 - Cloudy - 38 F			
4 Brandon Phillips, R OBP: 0.200, SLG: 0.273										4	0	0	0	0	1	1				
Adam Dunn, L OBP: 0.500, SLG: 0.857										4	1	2	0	0	2	0				
12 Edwin Encarnación, R OBP: 0.458, SLG: 0.400										4	1	1	0	0	1	1				
Ken Griffey Jr., L OBP: 0.400, SLG: 0.250										4	1	1	2	0	0	0				
Jeff Conine, R OBP: 0.357, SLG: 0.786										4	0	1	0	0	1	1				
2 Alex Gonzalez, R OBP: 0.391, SLG: 0.490										4	0	1	0	0	0	2				
26 David Ross, R OBP: 0.083, SLG: 0.083										2	0	0	0	0	1	1				
Victor Santos, R ERA:	(8, 1) 1.1 H 5 1 0 0 1 0 0 0 0 0 0 0 12 14 0.00 0.750																			
Scott Hatteberg, L OBP: 0.365, SLG: 0.645	(7, PH) 0.0 1 1 0 0 0 0 0 0 0 0 0 0 2 2 * *																			
9 Juan Castro, R OBP: 0.500, SLG: 1.000	(7, PH) 1.0 S 3 0 0 0 0 0 0 0 0 0 0 5 7 0.00 0.000																			
56 Todd Coffey, R ERA: 3.0	(8, 1) 1.0 4 1 1 1 1 0 0 0 0 0 0 1 10 17 9.00 2.000																			
40 Jon Coutlangus, L ERA: 5.4	(9, 1) 1.0 4 1 1 1 1 0 0 0 0 0 0 1 10 17 9.00 1.000																			
Inning Stats	R: 0 E: 0 K: 1 S: 6	H: 1 LOB: 0 BB: 0 P: 9	R: 0 E: 0 K: 0 S: 11	H: 1 LOB: 1 BB: 0 P: 21	R: 0 E: 0 K: 2 S: 7	H: 0 LOB: 0 BB: 0 P: 11	R: 0 E: 0 K: 1 S: 10	H: 1 LOB: 1 BB: 0 P: 16	R: 0 E: 0 K: 1 S: 6	H: 0 LOB: 0 BB: 0 P: 8	R: 3 E: 0 K: 1 S: 18	H: 4 LOB: 1 BB: 0 P: 26	R: 0 E: 0 K: 1 S: 8	H: 1 LOB: 1 BB: 0 P: 9	R: 0 E: 0 K: 0 S: 5	H: 0 LOB: 0 BB: 0 P: 7	1B: 5 2B: 3 3B: 0 HR: 0	SF: 0 SAC: 0 DP: 0 HBP: 0	WP: 0 PB: 0 SB: 0 CS: 1	PA: 34
PITCHER	IP WLS BF H R ER SO BB IBB HBP BLK WP HR S P ERA WHIP																			
57 Zach Duke, L ERA: 3.48	(1, 1) 6.0 W 23 6 3 3 3 5 0 0 0 0 0 0 0 54 88 4.50 1.000																			
54 Jonah Bayliss, R ERA:	(7, 1) 0.2 H 2 0 0 0 1 0 0 0 0 0 0 0 6 9 0.00 0.000																			
36 Juan Pablo Perez, L ERA:	(7, 1) 0.0 1 1 0 0 0 0 0 0 0 0 0 2 2 * *																			
55 Matt Capps, R ERA:	(7, 1) 1.1 H 5 1 0 0 1 0 0 0 0 0 0 0 12 14 0.00 0.750																			
16 Salomon Torres, R ERA: 2.25	(9, 1) 1.0 S 3 0 0 0 0 0 0 0 0 0 0 5 7 0.00 0.000																			



Batter	1	2	3	4	5	6	7	8	9	AB	R	H	RBI	BB	SO	LOB	TOP										
22 David Eckstein, R OBP: 0.345, SLG: 0.308	P4		G5-3					16 PB 3 2B 1B		4	1	2	0	0	0	0	St. Louis Cardinals @ Pittsburgh Pirates PNC Park, Pittsburgh, PA Mon Apr 09 2007, 1:35 PM EDT Att: 38,429 - Cloudy - 37 F										
16 Chris Duncan, L OBP: 0.417, SLG: 0.619 31 Ryan Franklin, R OBP: 0.310, SLG: 0.400	F7		F8					K		3	0	0	0	1	1	1											
5 Albert Pujols, R OBP: 0.310, SLG: 0.400	1B							3 2B IBB		3	2	0	1	0	2												
27 Scott Rolen, R OBP: 0.250, SLG: 0.346	K							F7		4	0	1	1	0	1	3											
15 Jim Edmonds, L OBP: 0.350, SLG: 0.294 3 Preston Wilson, R OBP: 0.235, SLG: 0.294	L4							1-H 2-H 2B		3	0	1	0	0	0	1											
7 Adam Kennedy, L OBP: 0.182, SLG: 0.286	L7							G3		4	0	0	0	0	0	3											
4 Yadier Molina, R OBP: 0.261, SLG: 0.304	1B									4	0	1	0	0	2	1											
55 Skip Schumaker, L OBP: 0.100, SLG: 0.100	G1									4	0	0	0	0	0	1											
41 Braden Looper, R So Taguchi, R OBP: 0.250, SLG: 0.182	G4-3									3	0	0	0	0	1	0											
Inning Stats	R: 0 H: 1 E: 0 K: 1 S: 12	H: 1 LOB: 1 BB: 0 P: 15	R: 0 H: 1 E: 0 K: 0 S: 7	H: 1 LOB: 1 BB: 0 P: 12	R: 0 H: 0 E: 0 K: 0 S: 7	H: 0 LOB: 0 BB: 0 P: 11	R: 1 H: 2 E: 0 K: 0 S: 10	H: 1 LOB: 1 BB: 0 P: 15	R: 0 H: 1 E: 0 K: 0 S: 15	H: 1 LOB: 2 BB: 1 P: 21	R: 0 H: 1 E: 0 K: 0 S: 7	H: 0 LOB: 0 BB: 0 P: 9	R: 2 H: 2 E: 0 K: 1 S: 9	H: 2 LOB: 1 BB: 1 P: 20	R: 0 H: 0 E: 0 K: 2 S: 14	H: 0 LOB: 0 BB: 0 P: 20		1B: 5 2B: 3 3B: 0 HR: 0	SF: 0 SAC: 0 DP: 0 HBP: 0	WP: 0 PB: 1 SB: 2 CS: 1	PA: 36						
PITCHER	IP	WLS	BF	H	R	ER	SO	BB	IBB	HBP	BLK	WP	HR	S	P	ERA	WHIP										
45 Ian Snell, R ERA: 2.08	7.0	L	27	6	1	1	3	1	0	0	0	0	0	65	93	1.29	1.000										
37 John Wasdin, R ERA: 9.0	0.2		4	1	2	2	1	0	1	0	0	0	0	6	14	27.00	1.500										
Damaso Marte, L ERA:	0.1		2	1	0	0	0	0	0	0	0	0	0	3	6	0.00	3.000										
54 Jonah Bayliss, R ERA:	1.0		3	0	0	0	2	0	0	0	0	0	0	14	20	0.00	0.000										

Batter	1	2	3	4	5	6	7	8	9	AB	R	H	RBI	BB	SO	LOB	BOTTOM										
6 Chris Duffy, L OBP: 0.321, SLG: 0.346	2 BLK BB							F9		3	0	1	0	1	1	2	St. Louis Cardinals @ Pittsburgh Pirates PNC Park, Pittsburgh, PA Mon Apr 09 2007, 1:35 PM EDT Att: 38,429 - Cloudy - 37 F										
2 Jack Wilson, R OBP: 0.300, SLG: 0.433	L4							K		4	0	0	0	0	1	3											
12 Freddy Sanchez, R OBP: 0.333, SLG: 0.375	G6-3							K		4	0	0	0	0	0	1											
25 Adam LaRoche, L OBP: 0.226, SLG: 0.259	G3									3	0	0	0	1	0	1											
Jason Bay, R OBP: 0.290, SLG: 0.448	K									4	0	1	0	0	2	0											
Xavier Nady, R OBP: 0.333, SLG: 0.600	F9									2	0	0	0	0	0	2											
26 Ronny Paulino, R OBP: 0.154, SLG: 0.192	K									3	0	0	0	0	1	1											
José Bautista, R OBP: 0.333, SLG: 0.462										2	0	0	0	1	0	0											
45 Ian Snell, R										1	0	0	0	0	1	0											
37 John Wasdin, R Damaso Marte, L										0	0	0	0	0	0	0											
13 Nate McLouth, L OBP: 0.400, SLG: 1.000 54 Jonah Bayliss, R										0	0	0	0	0	0	0											
Inning Stats	R: 0 H: 0 E: 0 K: 0 S: 11	H: 0 LOB: 0 BB: 1 P: 20	R: 0 H: 0 E: 0 K: 2 S: 10	H: 0 LOB: 0 BB: 0 P: 16	R: 0 H: 1 E: 0 K: 1 S: 8	H: 1 LOB: 1 BB: 0 P: 12	R: 0 H: 1 E: 0 K: 0 S: 5	H: 1 LOB: 1 BB: 1 P: 10	R: 0 H: 0 E: 0 K: 0 S: 7	H: 0 LOB: 0 BB: 1 P: 12	R: 0 H: 0 E: 0 K: 0 S: 9	H: 0 LOB: 0 BB: 0 P: 13	R: 0 H: 0 E: 0 K: 0 S: 7	H: 0 LOB: 0 BB: 0 P: 11	R: 0 H: 1 E: 0 K: 2 S: 13	H: 1 LOB: 1 BB: 0 P: 20	R: 0 H: 0 E: 0 K: 1 S: 10	H: 0 LOB: 0 BB: 0 P: 15	1B: 2 2B: 1 3B: 0 HR: 0	SF: 0 SAC: 1 DP: 2 HBP: 1	WP: 0 PB: 0 SB: 0 CS: 0	PA: 32					
PITCHER	IP	WLS	BF	H	R	ER	SO	BB	IBB	HBP	BLK	WP	HR	S	P	ERA	WHIP										
41 Braden Looper, R ERA: 2.08	7.0	W	25	2	0	0	3	3	0	1	1	0	0	57	94	0.00	0.714										
31 Ryan Franklin, R ERA:	1.0	H	4	1	0	0	2	0	0	0	0	0	0	13	20	0.00	1.000										
44 Jason Isringhausen, R ERA: 3.0	1.0	S	3	0	0	0	1	0	0	0	0	0	0	10	15	0.00	0.000										

Batter	1	2	3	4	5	6	7	8	9	10	11	12	AB	R	H	RBI	BB	SO	LOB	TOP
22 David Eckstein, R (1.6) OBP: 0.393, SLG: 0.323	F7		FC4-6 1B			G6-3			2-2 5 F7 16 BB 1B		SH3	G5-3	5	1	2	0	0	0	2	
16 Chris Duncan, L (1.7) OBP: 0.414, SLG: 0.542	L8		FC4-6 FC6-4			K			4-1 1-2 5 F7 26 BB 1B				3	1	0	0	2	1	1	
5 Albert Pujols, R (1.3) OBP: 0.265, SLG: 0.333	K		FC6-4			K			3-1 1-2 F7		F7		5	0	0	0	0	2	5	
26 Scott Spiezio, S (1.5) OBP: 0.417, SLG: 0.400		F7					G6-3		1-0 3 G6-4-3 1B		G4-3		5	0	1	2	0	0	2	
3 Preston Wilson, R (1.9) OBP: 0.182, SLG: 0.227		G1-3					L8		3-2 1-2 G6-4-3			K	5	0	0	0	0	1	1	
Gary Bennett, R (1.2) 44 Jason Isringhausen, R (12.1) OBP: 0.090, SLG: 0.500							F7		2-1 1-2 G6-4-3				5	1	3	0	0	0	0	
Aaron Miles, S (1.4) OBP: 0.455, SLG: 0.500									1-2 1-2 FC5-4 7 G1-6-3 1B			2B 55 SF7 1B	5	0	4	0	0	0	1	
50 Taguchi, R (1.8) 15 Jim Edmonds, L (8. PH) Josh Hancock, R (8.1) 34 Randy Flores, L (8.1) 7 Adam Kennedy, L (10. PH) 48 Brad Thompson, R (10.1) 4 Yadier Molina, R (12. PH) OBP: 0.292, SLG: 0.304									1-2 SAFE 1-0 G1-6-3				2	0	0	0	0	1	3	
54 Randy Keisler, L (1.1) 36 Russ Springer, R (7.1) 56 Skjop Schumaker, L (8. PH) OBP: 0.154, SLG: 0.167									1-2 SAFE 1-0 G1-6-3				2	0	0	0	0	0	1	
									1-2 SAFE 1-0 G1-6-3				2	0	0	0	0	0	0	
									1-2 SAFE 1-0 G1-6-3				2	0	0	0	0	0	0	
									1-2 SAFE 1-0 G1-6-3				2	0	0	0	0	0	0	
									1-2 SAFE 1-0 G1-6-3				2	0	0	0	0	0	0	
									1-2 SAFE 1-0 G1-6-3				2	0	0	0	0	0	0	
									1-2 SAFE 1-0 G1-6-3				2	0	0	0	0	0	0	
									1-2 SAFE 1-0 G1-6-3				2	0	0	0	0	0	0	
									1-2 SAFE 1-0 G1-6-3				2	0	0	0	0	0	0	
									1-2 SAFE 1-0 G1-6-3				2	0	0	0	0	0	0	
									1-2 SAFE 1-0 G1-6-3				2	0	0	0	0	0	0	
									1-2 SAFE 1-0 G1-6-3				2	0	0	0	0	0	0	
									1-2 SAFE 1-0 G1-6-3				2	0	0	0	0	0	0	
									1-2 SAFE 1-0 G1-6-3				2	0	0	0	0	0	0	
									1-2 SAFE 1-0 G1-6-3				2	0	0	0	0	0	0	
									1-2 SAFE 1-0 G1-6-3				2	0	0	0	0	0	0	
									1-2 SAFE 1-0 G1-6-3				2	0	0	0	0	0	0	
									1-2 SAFE 1-0 G1-6-3				2	0	0	0	0	0	0	
									1-2 SAFE 1-0 G1-6-3				2	0	0	0	0	0	0	
									1-2 SAFE 1-0 G1-6-3				2	0	0	0	0	0	0	
									1-2 SAFE 1-0 G1-6-3				2	0	0	0	0	0	0	
									1-2 SAFE 1-0 G1-6-3				2	0	0	0	0	0	0	
									1-2 SAFE 1-0 G1-6-3				2	0	0	0	0	0	0	
									1-2 SAFE 1-0 G1-6-3				2	0	0	0	0	0	0	
									1-2 SAFE 1-0 G1-6-3				2	0	0	0	0	0	0	
									1-2 SAFE 1-0 G1-6-3				2	0	0	0	0	0	0	
									1-2 SAFE 1-0 G1-6-3				2	0	0	0	0	0	0	
									1-2 SAFE 1-0 G1-6-3				2	0	0	0	0	0	0	
									1-2 SAFE 1-0 G1-6-3				2	0	0	0	0	0	0	
									1-2 SAFE 1-0 G1-6-3				2	0	0	0	0	0	0	
									1-2 SAFE 1-0 G1-6-3				2	0	0	0	0	0	0	
									1-2 SAFE 1-0 G1-6-3				2	0	0	0	0	0	0	
									1-2 SAFE 1-0 G1-6-3				2	0	0	0	0	0	0	
									1-2 SAFE 1-0 G1-6-3				2	0	0	0	0	0	0	
									1-2 SAFE 1-0 G1-6-3				2	0	0	0	0	0	0	
									1-2 SAFE 1-0 G1-6-3				2	0	0	0	0	0	0	
									1-2 SAFE 1-0 G1-6-3				2	0	0	0	0	0	0	
									1-2 SAFE 1-0 G1-6-3				2	0	0	0	0	0	0	
									1-2 SAFE 1-0 G1-6-3				2	0	0	0	0	0	0	
									1-2 SAFE 1-0 G1-6-3				2	0	0	0	0	0	0	
									1-2 SAFE 1-0 G1-6-3				2	0	0	0	0	0	0	
									1-2 SAFE 1-0 G1-6-3				2	0	0	0	0	0	0	
									1-2 SAFE 1-0 G1-6-3				2	0	0	0	0	0	0	
									1-2 SAFE 1-0 G1-6-3				2	0	0	0	0	0	0	
									1-2 SAFE 1-0 G1-6-3				2	0	0	0	0	0	0	
									1-2 SAFE 1-0 G1-6-3				2	0	0	0	0	0	0	
									1-2 SAFE 1-0 G1-6-3				2	0	0	0	0	0	0	
									1-2 SAFE 1-0 G1-6-3				2	0	0	0	0	0	0	
									1-2 SAFE 1-0 G1-6-3				2	0	0	0	0	0	0	
									1-2 SAFE 1-0 G1-6-3				2	0	0	0	0	0	0	
									1-2 SAFE 1-0 G1-6-3				2	0	0	0	0	0	0	
									1-2 SAFE 1-0 G1-6-3				2	0	0	0	0	0	0	
									1-2 SAFE 1-0 G1-6-3				2	0	0	0	0	0	0	
									1-2 SAFE 1-0 G1-6-3				2	0	0	0	0	0	0	
									1-2 SAFE 1-0 G1-6-3				2	0	0	0	0	0	0	
									1-2 SAFE 1-0 G1-6-3				2	0	0	0	0	0	0	
									1-2 SAFE 1-0 G1-6-3				2	0	0	0	0	0	0	
									1-2 SAFE 1-0 G1-6-3				2	0	0	0	0	0	0	
									1-2 SAFE 1-0 G1-6-3				2	0	0	0	0	0	0	
									1-2 SAFE 1-0 G1-6-3				2	0	0	0	0	0	0	
									1-2 SAFE 1-0 G1-6-3				2	0	0	0	0	0	0	
									1-2 SAFE 1-0 G1-6-3				2	0	0	0	0	0	0	
									1-2 SAFE 1-0 G1-6-3				2	0	0	0	0	0	0	
									1-2 SAFE 1-0 G1-6-3				2	0	0	0	0	0	0	
									1-2 SAFE 1-0 G1-6-3				2	0	0	0	0	0	0	
									1-2 SAFE 1-0 G1-6-3				2	0	0	0	0	0	0	
									1-2 SAFE 1-0 G1-6-3				2	0	0	0	0	0	0	
									1-2 SAFE 1-0 G1-6-3				2	0	0	0	0	0	0	
									1-2 SAFE 1-0 G1-6-3				2	0	0	0	0	0	0	
									1-2 SAFE 1-0 G1-6-3				2	0	0	0	0	0	0	
									1-2 SAFE 1-0 G1-6-3				2	0	0	0	0	0	0	
									1-2 SAFE 1-0 G1-6-3				2	0	0	0	0	0	0	

Batter	1	2	3	4	5	6	7	8	9	AB	R	H	RBI	BB	SO	LOB	TOP								
22 David Eckstein, R OBP: 0.359, SLG: 0.333										5	1	2	1	0	0	1									
So Tauchi, R OBP: 0.388, SLG: 0.438										3	0	3	0	0	0	0									
16 Chris Duncan, L OBP: 0.433, SLG: 0.680										1	1	1	1	0	0	0									
5 Albert Pujols, R OBP: 0.282, SLG: 0.324										4	0	1	0	1	0	4									
26 Scott Spiezio, S OBP: 0.412, SLG: 0.357										4	0	1	0	1	1	5									
3 Preston Wilson, R OBP: 0.192, SLG: 0.231										4	0	1	1	0	2	2									
36 Russ Springer, R OBP: 0.167, SLG: 0.261										0	0	0	0	0	0	0									
7 Adam Kennedy, L OBP: 0.167, SLG: 0.261										0	0	0	0	0	0	0									
15 Jim Edmonds, L OBP: 0.320, SLG: 0.273										1	0	0	0	0	0	2									
4 Yadier Molina, R OBP: 0.286, SLG: 0.269										3	0	0	0	1	0	1									
Aaron Miles, S OBP: 0.400, SLG: 0.385										3	1	0	0	1	0	1									
31 Ryan Franklin, R OBP: 0.143, SLG: 0.154										0	0	0	0	0	0	0									
50 Adam Wainwright, R OBP: 0.500, SLG: 0.750										2	0	1	0	0	0	0									
55 Skip Schumaker, L OBP: 0.143, SLG: 0.154										1	0	0	0	0	0	0									
Inning Stats	R: 0 E: 0 K: 0 S: 12	H: 2 LOB: 1 BB: 0 P: 16	R: 0 E: 0 K: 1 S: 12	H: 0 LOB: 1 BB: 1 P: 17	R: 0 E: 0 K: 0 S: 9	H: 0 LOB: 1 BB: 0 P: 15	R: 0 E: 0 K: 0 S: 11	H: 1 LOB: 3 BB: 2 P: 17	R: 2 E: 0 K: 2 S: 16	H: 3 LOB: 3 BB: 2 P: 31	R: 0 E: 0 K: 0 S: 7	H: 1 LOB: 1 BB: 0 P: 7	R: 0 E: 0 K: 1 S: 15	H: 1 LOB: 2 BB: 1 P: 27	R: 0 E: 0 K: 0 S: 6	H: 0 LOB: 0 BB: 0 P: 12	R: 1 E: 0 K: 0 S: 12	H: 3 LOB: 1 BB: 0 P: 19	1B: 8 2B: 3 3B: 0 HR: 1	SF: 0 SAC: 1 DP: 2 HBP: 1	WP: 0 PB: 0 SB: 0 CS: 0	PA: 41			
PITCHER	IP	WLS	BF	H	R	ER	SO	BB	IBB	HBP	BLK	WP	HR	S	P	ERA	WHIP								
28 Paul Maholm, L ERA: 5.4	5.0		24	6	2	2	3	2	1	1	0	0	0	60	96	3.60	1.600								
54 Jonah Bayliss, R ERA: 8.1	1.2		8	2	0	0	1	1	0	0	0	0	0	20	30	0.00	1.800								
36 Juan Pablo Perez, L ERA: 7.1	0.1		1	0	0	0	0	0	0	0	0	0	0	2	4	0.00	0.000								
55 Matt Capps, R ERA: 8.1	1.0		3	0	0	0	0	0	0	0	0	0	0	6	12	0.00	0.000								
16 Salomon Torres, R ERA: 6.0	1.0	L	5	3	1	1	0	0	0	0	0	0	1	12	19	9.00	3.000								

St. Louis Cardinals @ Pittsburgh Pirates
PNC Park, Pittsburgh, PA
Wed Apr 11 2007, 12:35 PM EDT
Att: 9,959 - Cloudy - 45 F

AB	35
R	3
H	11
RBI	3
BB	4
SO	4
LOB	21



Batter	1	2	3	4	5	6	7	8	9	AB	R	H	RBI	BB	SO	LOB	BOTTOM								
6 Chris Duffy, L OBP: 0.385, SLG: 0.412										4	0	3	0	1	0	0									
2 Jack Wilson, R OBP: 0.300, SLG: 0.410										4	0	1	0	0	0	6									
12 Freddy Sanchez, R OBP: 0.350, SLG: 0.412										3	0	0	1	1	2	1									
Jason Bay, R OBP: 0.341, SLG: 0.400										2	0	0	0	3	0	2									
Xavier Nady, R OBP: 0.324, SLG: 0.500										4	0	2	0	1	0	3									
35 Brad Eldred, R OBP: 0.182, SLG: 0.545										5	1	0	0	0	1	5									
José Bautista, R OBP: 0.306, SLG: 0.486										4	0	1	0	0	2	0									
11 Humberto Cota, R OBP: 0.500, SLG: 0.571										3	0	1	1	1	0	0									
28 Paul Maholm, L ERA: 5.4										2	0	0	0	0	0	2									
54 Jonah Bayliss, R ERA: 8.1										0	0	0	0	0	0	0									
36 Juan Pablo Perez, R ERA: 7.1										0	0	0	0	0	0	0									
Don Kelly, L ERA: 7.1										0	1	0	0	0	0	0									
55 Matt Capps, R ERA: 8.1										0	0	0	0	0	0	0									
13 Nate McLouth, L ERA: 8.1										1	0	0	0	0	0	1									
16 Salomon Torres, R ERA: 6.0										0	0	0	0	0	0	0									
Inning Stats	R: 0 E: 0 K: 1 S: 12	H: 1 LOB: 2 BB: 1 P: 24	R: 0 E: 0 K: 1 S: 6	H: 0 LOB: 0 BB: 0 P: 9	R: 0 E: 0 K: 0 S: 13	H: 1 LOB: 2 BB: 1 P: 23	R: 1 E: 0 K: 0 S: 11	H: 4 LOB: 3 BB: 0 P: 19	R: 0 E: 0 K: 1 S: 8	H: 0 LOB: 0 BB: 0 P: 10	R: 0 E: 0 K: 1 S: 5	H: 0 LOB: 0 BB: 0 P: 6	R: 1 E: 0 K: 0 S: 12	H: 0 LOB: 3 BB: 3 P: 27	R: 0 E: 0 K: 1 S: 15	H: 1 LOB: 2 BB: 1 P: 23	R: 0 E: 0 K: 0 S: 6	H: 0 LOB: 1 BB: 1 P: 11	1B: 6 2B: 1 3B: 1 HR: 0	SF: 1 SAC: 1 DP: 0 HBP: 1	WP: 0 PB: 0 SB: 0 CS: 1	PA: 43			
PITCHER	IP	WLS	BF	H	R	ER	SO	BB	IBB	HBP	BLK	WP	HR	S	P	ERA	WHIP								
50 Adam Wainwright, R ERA: 1.98	6.2		31	7	2	2	4	4	0	1	0	0	0	66	113	2.70	1.650								
36 Russ Springer, R ERA: 8.1	0.2		4	0	0	0	1	2	0	0	0	0	0	11	19	0.00	3.000								
34 Randy Flores, L ERA: 8.1	0.1		2	1	0	0	0	0	0	0	0	0	0	4	8	0.00	3.000								
31 Ryan Franklin, R ERA: 8.1	1.1	W	5	0	0	0	0	1	0	0	0	0	0	7	12	0.00	0.750								

St. Louis Cardinals @ Pittsburgh Pirates
PNC Park, Pittsburgh, PA
Wed Apr 11 2007, 12:35 PM EDT
Att: 9,959 - Cloudy - 45 F

AB	32
R	2
H	8
RBI	2
BB	7
SO	5
LOB	20



Batter	1	2	3	4	5	6	7	8	9	AB	R	H	RBI	BB	SO	LOB	TOP			
13 Omar Vizquel, S OBP: 0.231, SLG: 0.189										4	1	0	0	1	2	4	San Francisco Giants @ Pittsburgh Pirates PNC Park, Pittsburgh, PA Fri Apr 13 2007, 7:05 PM EDT Att: 22,117 - Partly Cloudy - 49 F			
Todd Linden, S OBP: 0.353, SLG: 0.267										5	1	1	0	0	2	0				
35 Rich Aurilia, R OBP: 0.375, SLG: 0.405										5	1	2	0	0	1	2				
Barry Bonds, L OBP: 0.400, SLG: 0.621										3	2	3	4	0	0	0				
10 Dave Roberts, L OBP: 0.306, SLG: 0.393										1	0	1	0	1	0	0				
Ray Durham, S OBP: 0.415, SLG: 0.441										3	1	1	1	2	0	2				
1 Bengie Molina, R OBP: 0.314, SLG: 0.424										5	1	0	0	0	1	7				
Pedro Feliz, R OBP: 0.233, SLG: 0.345										4	1	1	1	1	1	0				
2 Randy Winn, S OBP: 0.286, SLG: 0.258										2	0	1	0	1	1	0				
Lance Niekro, R OBP: 0.400, SLG: 0.250										0	0	0	0	1	0	0				
Mark Sweeney, L										0	0	0	0	0	0	0				
48 Russ Ortiz, R OBP: 0.167, SLG: 0.333										5	0	1	2	0	1	5				
31 Vinnie Chulk, R										0	0	0	0	0	0	0				
Inning Stats	R: 5 E: 0 K: 0 S: 22	H: 5 LOB: 2 BB: 2 P: 42	R: 2 E: 0 K: 0 S: 10	H: 2 LOB: 0 BB: 0 P: 13	R: 0 E: 0 K: 1 S: 12	H: 1 LOB: 1 BB: 0 P: 17	R: 1 E: 0 K: 1 S: 10	H: 1 LOB: 1 BB: 1 P: 18	R: 0 E: 0 K: 2 S: 12	H: 2 LOB: 2 BB: 0 P: 19	R: 0 E: 0 K: 3 S: 12	H: 0 LOB: 0 BB: 0 P: 18	R: 0 E: 0 K: 1 S: 7	H: 0 LOB: 0 BB: 0 P: 10	R: 0 E: 0 K: 0 S: 9	H: 0 LOB: 3 BB: 4 P: 27	1B: 6 2B: 3 3B: 0 HR: 2	SF: 0 SAC: 0 DP: 1 HBP: 1	WP: 0 PB: 0 SB: 0 CS: 0	PA: 45
PITCHER	IP WLS BF H R ER SO BB IBB HBP BLK WP HR S P ERA WHIP																			
57 Zach Duke, L ERA: 7.2	(1, 1) 2.0 L 15 7 7 7 0 1 1 0 0 0 0 1 32 55 31.50 4.000																			
Shawn Chacon, R ERA: 1.8	(3, 1) 4.0 18 4 1 1 5 1 0 0 1 0 0 1 44 69 2.25 1.250																			
Damaso Marte, L ERA:	(7, 1) 2.0 6 0 0 0 4 0 0 0 0 0 0 0 19 28 0.00 0.000																			
36 Juan Pablo Perez, L ERA:	(9, 1) 1.0 6 0 0 0 0 4 0 0 0 0 0 0 9 27 0.00 4.000																			



Batter	1	2	3	4	5	6	7	8	9	AB	R	H	RBI	BB	SO	LOB	BOTTOM					
6 Chris Duffy, L OBP: 0.364, SLG: 0.462										5	1	1	3	0	3	4	San Francisco Giants @ Pittsburgh Pirates PNC Park, Pittsburgh, PA Fri Apr 13 2007, 7:05 PM EDT Att: 22,117 - Partly Cloudy - 49 F					
2 Jack Wilson, R OBP: 0.289, SLG: 0.409										5	1	1	0	0	1	1						
12 Freddy Sanchez, R OBP: 0.333, SLG: 0.400										3	0	1	1	0	1	0						
25 Adam LaRoche, L OBP: 0.205, SLG: 0.206										3	1	0	0	1	1	1						
Jason Bay, R OBP: 0.333, SLG: 0.410										4	0	1	1	0	0	1						
Xavier Nady, R OBP: 0.300, SLG: 0.459										3	0	0	0	0	2	1						
Damaso Marte, L ERA:										0	0	0	0	0	0	0						
36 Juan Pablo Perez, R ERA:										0	0	0	0	0	0	0						
Jose Castillo, R OBP: 0.067, SLG: 0.067										1	0	0	0	0	0	0						
26 Ronny Paulino, R OBP: 0.229, SLG: 0.212										4	1	2	0	0	0	0						
José Bautista, R OBP: 0.300, SLG: 0.462										4	0	1	0	0	0	1						
57 Zach Duke, L OBP: 0.200, SLG: 0.200										0	0	0	0	0	0	0						
Don Kelly, L OBP: 0.375, SLG: 0.167										1	0	1	0	0	0	0						
Shawn Chacon, R										1	0	0	0	0	0	2						
13 Nate McLouth, L OBP: 0.556, SLG: 0.889										2	1	2	0	0	0	0						
Inning Stats	R: 2 E: 1 K: 2 S: 12	H: 2 LOB: 1 BB: 1 P: 22	R: 0 E: 0 K: 1 S: 9	H: 1 LOB: 0 BB: 0 P: 12	R: 0 E: 0 K: 1 S: 8	H: 1 LOB: 1 BB: 0 P: 11	R: 0 E: 0 K: 1 S: 11	H: 2 LOB: 2 BB: 0 P: 18	R: 0 E: 0 K: 0 S: 4	H: 0 LOB: 0 BB: 0 P: 6	R: 0 E: 0 K: 0 S: 3	H: 1 LOB: 1 BB: 0 P: 4	R: 0 E: 0 K: 1 S: 10	H: 1 LOB: 0 BB: 0 P: 12	R: 0 E: 0 K: 2 S: 9	H: 0 LOB: 0 BB: 0 P: 12	R: 3 E: 0 K: 0 S: 17	H: 3 LOB: 0 BB: 0 P: 27	1B: 7 2B: 2 3B: 0 HR: 1	SF: 1 SAC: 0 DP: 0 HBP: 0	WP: 0 PB: 0 SB: 0 CS: 0	PA: 38
PITCHER	IP WLS BF H R ER SO BB IBB HBP BLK WP HR S P ERA WHIP																					
48 Russ Ortiz, R ERA: 5.27	(1, 1) 8.2 W 37 10 5 5 7 1 0 0 0 0 0 1 81 121 5.19 1.269																					
31 Vinnie Chulk, R ERA: 1.93	(9, 1) 0.1 1 0 0 0 0 0 0 0 0 0 0 0 2 3 0.00 0.000																					



Batter	1	2	3	4	5	6	7	8	9	AB	R	H	RBI	BB	SO	LOB	TOP				
6 Chris Duffy, L OBP: 0.333, SLG: 0.419	L7	P6			F7		K			4	0	0	0	0	1	1	Pittsburgh Pirates @ St. Louis Cardinals Busch Stadium, St. Louis, MO Mon Apr 16 2007, 7:10 PM CDT Att: 43,026 - Clear - 70 F				
2 Jack Wilson, R OBP: 0.396, SLG: 0.447	25 1B 12 1B BB	G6-4-3			3B		B2-3			3	1	1	0	1	0	1					
12 Freddy Sanchez, R OBP: 0.393, SLG: 0.522	BB 25 1B 1B			FC5-2 3B	25 C4-6-3 BB			F7		3	1	2	0	1	0	0					
25 Adam LaRoche, L OBP: 0.209, SLG: 0.211	BB 1B		L4		G4-6-3			G4-3		4	1	1	0	0	0	3					
Jason Bay, R OBP: 0.327, SLG: 0.381	FC6-4 26 1B BB		FC5-2 FC6-4		F8			K		3	0	0	1	1	1	1					
Xavier Nady, R OBP: 0.295, SLG: 0.439	26 FC6-4 1B		FC6-4		K				K2-3	4	0	1	2	0	2	1					
26 Ronny Paulino, R OBP: 0.167, SLG: 0.216	FC6-4		G4-3		E4				35 L4-6 1B	4	0	1	0	0	0	2					
José Bautista, R OBP: 0.295, SLG: 0.442	K		K		K				1B	4	0	1	0	0	3	3					
45 Ian Snell, R OBP: 0.167, SLG: 0.167			G1-3						L4-6	3	0	1	0	0	0	0					
55 Matt Capps, R OBP: 1.000, SLG: 1.000										0	0	0	0	0	0	0					
Damaso Marte, L										0	0	0	0	0	0	0					
35 Brad Eldred, R OBP: 0.167, SLG: 0.500										1	0	0	0	0	0	2					
16 Salomon Torres, R OBP: 0.167, SLG: 0.500										0	0	0	0	0	0	0					
Inning Stats	R: 3 E: 0 K: 1 S: 28	H: 3 LOB: 2 BB: 2 P: 47	R: 0 E: 0 K: 0 S: 10	H: 1 LOB: 0 BB: 0 P: 13	R: 0 E: 0 K: 0 S: 10	H: 1 LOB: 1 BB: 0 P: 13	R: 0 E: 0 K: 1 S: 7	H: 0 LOB: 0 BB: 0 P: 9	R: 0 E: 0 K: 0 S: 8	H: 0 LOB: 0 BB: 1 P: 14	R: 0 E: 0 K: 1 S: 12	H: 0 LOB: 0 BB: 0 P: 16	R: 0 E: 0 K: 1 S: 6	H: 0 LOB: 0 BB: 0 P: 7	R: 0 E: 0 K: 1 S: 5	H: 2 LOB: 1 BB: 0 P: 18	1B: 6 2B: 1 3B: 2 HR: 0	SF: 0 SAC: 0 DP: 3 HBP: 0	WP: 0 PB: 0 SB: 0 CS: 0	PA: 36	
PITCHER	IP WLS BF H R ER SO BB IBB HBP BLK WP HR S P ERA WHIP	IP WLS BF H R ER SO BB IBB HBP BLK WP HR S P ERA WHIP	IP WLS BF H R ER SO BB IBB HBP BLK WP HR S P ERA WHIP	IP WLS BF H R ER SO BB IBB HBP BLK WP HR S P ERA WHIP	IP WLS BF H R ER SO BB IBB HBP BLK WP HR S P ERA WHIP	IP WLS BF H R ER SO BB IBB HBP BLK WP HR S P ERA WHIP	IP WLS BF H R ER SO BB IBB HBP BLK WP HR S P ERA WHIP	IP WLS BF H R ER SO BB IBB HBP BLK WP HR S P ERA WHIP	IP WLS BF H R ER SO BB IBB HBP BLK WP HR S P ERA WHIP	IP WLS BF H R ER SO BB IBB HBP BLK WP HR S P ERA WHIP	IP WLS BF H R ER SO BB IBB HBP BLK WP HR S P ERA WHIP	IP WLS BF H R ER SO BB IBB HBP BLK WP HR S P ERA WHIP	IP WLS BF H R ER SO BB IBB HBP BLK WP HR S P ERA WHIP	IP WLS BF H R ER SO BB IBB HBP BLK WP HR S P ERA WHIP	IP WLS BF H R ER SO BB IBB HBP BLK WP HR S P ERA WHIP	IP WLS BF H R ER SO BB IBB HBP BLK WP HR S P ERA WHIP	IP WLS BF H R ER SO BB IBB HBP BLK WP HR S P ERA WHIP	IP WLS BF H R ER SO BB IBB HBP BLK WP HR S P ERA WHIP	IP WLS BF H R ER SO BB IBB HBP BLK WP HR S P ERA WHIP	IP WLS BF H R ER SO BB IBB HBP BLK WP HR S P ERA WHIP	IP WLS BF H R ER SO BB IBB HBP BLK WP HR S P ERA WHIP

AB 33
R 3
H 8
RBI 3
BB 3
SO 7
LOB 14



Batter	1	2	3	4	5	6	7	8	9	AB	R	H	RBI	BB	SO	LOB	BOTTOM					
22 David Eckstein, R OBP: 0.340, SLG: 0.283	F8		P3			P4	G6-3			4	0	0	0	0	0	3	Pittsburgh Pirates @ St. Louis Cardinals Busch Stadium, St. Louis, MO Mon Apr 16 2007, 7:10 PM CDT Att: 43,026 - Clear - 70 F					
16 Chris Duncan, L OBP: 0.455, SLG: 0.718	G4-3		G4-3			F7		5 G6-3 1B	F7	5	1	1	0	0	0	3						
5 Albert Pujols, R OBP: 0.264, SLG: 0.404	27 1B BB				P6				G6-3	4	0	0	0	1	1	4						
27 Scott Rolen, R OBP: 0.268, SLG: 0.316			G6-3		G6-3			26 7 1B BB	P3	4	1	2	0	0	0	1						
15 Jim Edmonds, L OBP: 0.316, SLG: 0.265	P5		G6-3		G6-3			K	26 BLK 1B	4	0	1	1	0	1	3						
26 Scott Spiezio, S OBP: 0.346, SLG: 0.238			F8			K			G6-3	3	0	0	0	1	1	1						
7 Adam Kennedy, L OBP: 0.235, SLG: 0.303			G6-3		G4-3				G6-3	4	0	1	1	0	0	0						
4 Yadier Molina, R OBP: 0.359, SLG: 0.294			K						E3 1B SH1-4	1	0	0	0	2	1	0						
23 Anthony Reyes, R ERA: 5.4										1	0	0	0	0	1	0						
3 Preston Wilson, R ERA: 1.8										1	0	0	0	0	0	1						
36 Russ Springer, R ERA: 5.79										0	0	0	0	0	0	0						
Tyler Johnson, S ERA: 1.29										0	0	0	0	0	0	0						
55 Skip Schumaker, L OBP: 0.176, SLG: 0.256										0	0	0	0	0	0	0						
Josh Hancock, R ERA: 5.4										0	0	0	0	0	0	0						
Aaron Miles, S OBP: 0.427, SLG: 0.412										1	0	1	0	0	0	0						
Inning Stats	R: 0 E: 0 K: 0 S: 12	H: 1 LOB: 1 BB: 1 P: 20	R: 0 E: 0 K: 1 S: 8	H: 0 LOB: 0 BB: 0 P: 12	R: 0 E: 0 K: 1 S: 6	H: 0 LOB: 0 BB: 0 P: 8	R: 0 E: 0 K: 0 S: 6	H: 0 LOB: 0 BB: 0 P: 8	R: 0 E: 0 K: 2 S: 9	H: 0 LOB: 1 BB: 1 P: 16	R: 0 E: 0 K: 1 S: 9	H: 0 LOB: 0 BB: 0 P: 9	R: 1 E: 0 K: 0 S: 15	H: 2 LOB: 3 BB: 2 P: 24	R: 1 E: 0 K: 0 S: 13	H: 2 LOB: 1 BB: 0 P: 20	R: 0 E: 1 K: 0 S: 9	H: 1 LOB: 3 BB: 0 P: 12	1B: 6 2B: 0 3B: 0 HR: 0	SF: 0 SAC: 1 DP: 0 HBP: 1	WP: 0 PB: 0 SB: 0 CS: 0	PA: 39
PITCHER	IP WLS BF H R ER SO BB IBB HBP BLK WP HR S P ERA WHIP	IP WLS BF H R ER SO BB IBB HBP BLK WP HR S P ERA WHIP	IP WLS BF H R ER SO BB IBB HBP BLK WP HR S P ERA WHIP	IP WLS BF H R ER SO BB IBB HBP BLK WP HR S P ERA WHIP	IP WLS BF H R ER SO BB IBB HBP BLK WP HR S P ERA WHIP	IP WLS BF H R ER SO BB IBB HBP BLK WP HR S P ERA WHIP	IP WLS BF H R ER SO BB IBB HBP BLK WP HR S P ERA WHIP	IP WLS BF H R ER SO BB IBB HBP BLK WP HR S P ERA WHIP	IP WLS BF H R ER SO BB IBB HBP BLK WP HR S P ERA WHIP	IP WLS BF H R ER SO BB IBB HBP BLK WP HR S P ERA WHIP	IP WLS BF H R ER SO BB IBB HBP BLK WP HR S P ERA WHIP	IP WLS BF H R ER SO BB IBB HBP BLK WP HR S P ERA WHIP	IP WLS BF H R ER SO BB IBB HBP BLK WP HR S P ERA WHIP	IP WLS BF H R ER SO BB IBB HBP BLK WP HR S P ERA WHIP	IP WLS BF H R ER SO BB IBB HBP BLK WP HR S P ERA WHIP	IP WLS BF H R ER SO BB IBB HBP BLK WP HR S P ERA WHIP	IP WLS BF H R ER SO BB IBB HBP BLK WP HR S P ERA WHIP	IP WLS BF H R ER SO BB IBB HBP BLK WP HR S P ERA WHIP	IP WLS BF H R ER SO BB IBB HBP BLK WP HR S P ERA WHIP	IP WLS BF H R ER SO BB IBB HBP BLK WP HR S P ERA WHIP	IP WLS BF H R ER SO BB IBB HBP BLK WP HR S P ERA WHIP	IP WLS BF H R ER SO BB IBB HBP BLK WP HR S P ERA WHIP

AB 33
R 2
H 6
RBI 2
BB 4
SO 6
LOB 19



Batter	1	2	3	4	5	6	7	8	9	AB	R	H	RBI	BB	SO	LOB	TOP										
6 Chris Duffy, L OBP: 0.391, SLG: 0.420										4	1	2	1	0	1	0	Pittsburgh Pirates @ Milwaukee Brewers Miller Park, Milwaukee, WI Wed Apr 18 2007, 7:05 PM CDT Att: 22,331 - Roof Closed - 61 F										
2 Jack Wilson, R OBP: 0.326, SLG: 0.426										4	0	0	0	0	1	1											
12 Freddy Sanchez, R OBP: 0.375, SLG: 0.481										4	0	1	0	0	1	0											
25 Adam LaRoche, L OBP: 0.212, SLG: 0.261										3	0	0	0	1	1	0											
Jason Bay, R OBP: 0.362, SLG: 0.520										3	1	3	1	1	0	0											
Xavier Nady, R OBP: 0.302, SLG: 0.408										4	0	0	0	0	3	5											
26 Ronny Paulino, R OBP: 0.229, SLG: 0.239										4	0	0	0	0	3	4											
José Bautista, R OBP: 0.288, SLG: 0.431										4	1	1	0	0	2	3											
28 Paul Maholm, L 13 Nate McLouth, L 36 Juan Pablo Perez, R 54 Jonah Bayliss, R 37 John Wasdin, R Damaso Marte, L Don Kelly, L										2	0	0	0	0	2	0											
Inning Stats	R: 0 E: 0 K: 2 S: 8	H: 0 LOB: 0 BB: 0 P: 11	R: 1 E: 0 K: 1 S: 11	H: 1 LOB: 0 BB: 0 P: 18	R: 0 E: 0 K: 1 S: 11	H: 1 LOB: 1 BB: 0 P: 17	R: 0 E: 0 K: 3 S: 14	H: 1 LOB: 3 BB: 2 P: 28	R: 1 E: 2 K: 2 S: 10	H: 1 LOB: 0 BB: 0 P: 15	R: 0 E: 0 K: 2 S: 11	H: 1 LOB: 1 BB: 0 P: 17	R: 1 E: 0 K: 0 S: 14	H: 1 LOB: 0 BB: 0 P: 18	R: 0 E: 0 K: 2 S: 11	H: 1 LOB: 1 BB: 0 P: 17			R: 0 E: 0 K: 1 S: 9	H: 0 LOB: 0 BB: 0 P: 12	1B: 2 2B: 3 3B: 1 HR: 1	SF: 0 SAC: 0 DP: 0 HBP: 0	WP: 0 PB: 0 SB: 0 CS: 0	PA: 36			
PITCHER	IP	WLS	BF	H	R	ER	SO	BB	IBB	HBP	BLK	WP	HR	S	P	ERA	WHIP										
46 Claudio Vargas, R ERA: 3.48	6.0	W	25	5	2	1	11	2	0	0	0	0	1	65	106	1.50	1.167										
Matt Wise, R ERA: 2.84	1.0	H	4	1	1	1	0	0	0	0	0	0	0	14	18	9.00	1.000										
Derrick Turnbow, R ERA:	1.0	H	4	1	0	0	2	0	0	0	0	0	0	11	17	0.00	1.000										
Francisco Cordero, R ERA:	1.0		3	0	0	0	1	0	0	0	0	0	0	9	12	0.00	0.000										

Batter	1	2	3	4	5	6	7	8	9	AB	R	H	RBI	BB	SO	LOB	BOTTOM										
23 Rickie Weeks Jr., R OBP: 0.349, SLG: 0.618										4	1	1	0	0	1	1	Pittsburgh Pirates @ Milwaukee Brewers Miller Park, Milwaukee, WI Wed Apr 18 2007, 7:05 PM CDT Att: 22,331 - Roof Closed - 61 F										
7 J.J. Hardy, R OBP: 0.306, SLG: 0.321										4	0	0	0	0	1												
Kevin Mench, R OBP: 0.385, SLG: 0.553										4	2	3	1	0	0												
2 Bill Hall, R OBP: 0.346, SLG: 0.553										4	2	3	3	0	0	1											
Craig Counsell, L OBP: 0.294, SLG: 0.400										4	2	3	3	0	0	0											
Johnny Estrada, S OBP: 0.302, SLG: 0.373										4	1	1	0	0	0	3											
1 Corey Hart, R OBP: 0.325, SLG: 0.400										4	1	3	0	0	0	1											
Damian Miller, R OBP: 0.333, SLG: 0.364										3	0	1	1	0	1	2											
Matt Wise, R ERA:										0	0	0	0	0	0	0											
Derrick Turnbow, R ERA:										0	0	0	0	0	0	0											
22 Tony Gwynn Jr., L OBP: 0.455, SLG: 0.455										1	0	1	1	0	0	0											
9 Tony Graffanino, R OBP: 0.313, SLG: 0.214										4	0	1	1	0	0	1											
Francisco Cordero, R ERA:										0	0	0	0	0	0	0											
46 Claudio Vargas, R OBP: 0.250, SLG: 0.250										2	0	0	0	0	2	0											
28 Prince Fielder, L OBP: 0.391, SLG: 0.444										2	0	1	0	0	0	2											
Inning Stats	R: 3 E: 0 K: 1 S: 15	H: 4 LOB: 1 BB: 0 P: 24	R: 0 E: 0 K: 1 S: 8	H: 0 LOB: 0 BB: 0 P: 12	R: 0 E: 1 K: 0 S: 7	H: 1 LOB: 1 BB: 0 P: 11	R: 0 E: 0 K: 0 S: 8	H: 1 LOB: 0 BB: 0 P: 11	R: 0 E: 0 K: 1 S: 13	H: 0 LOB: 0 BB: 0 P: 18	R: 2 E: 0 K: 0 S: 16	H: 4 LOB: 1 BB: 0 P: 18	R: 0 E: 0 K: 1 S: 9	H: 1 LOB: 0 BB: 0 P: 14	R: 2 E: 0 K: 0 S: 14	H: 4 LOB: 2 BB: 0 P: 20	1B: 11 2B: 4 3B: 0 HR: 1	SF: 0 SAC: 0 DP: 3 HBP: 0	WP: 0 PB: 0 SB: 0 CS: 1	PA: 36							
PITCHER	IP	WLS	BF	H	R	ER	SO	BB	IBB	HBP	BLK	WP	HR	S	P	ERA	WHIP										
28 Paul Maholm, L ERA: 6.19	6.0	L	26	10	5	5	3	0	0	0	0	0	0	4	6	-	-										
36 Juan Pablo Perez, L ERA:	0.0		1	1	0	0	0	0	0	0	0	0	0	4	6	-	-										
54 Jonah Bayliss, R ERA:	1.0		2	0	0	0	1	0	0	0	0	0	0	5	8	0.00	0.000										
37 John Wasdin, R ERA: 12.27	0.2		4	2	2	2	0	0	0	0	0	0	0	7	10	27.00	3.000										
Damaso Marte, L ERA:	0.1		3	2	0	0	0	0	0	0	0	0	0	7	10	0.00	6.000										

Batter	1	2	3	4	5	6	7	8	9	AB	R	H	RBI	BB	SO	LOB	TOP			
12 Freddy Sanchez, R (1.4) OBP: 0.317, SLG: 0.389 Damaso Marte, L (7.1) 13 Nate McLouth, L (8.7) OBP: 0.455, SLG: 0.727										4	0	1	0	0	1	1	Pittsburgh Pirates @ Los Angeles Dodgers Dodger Stadium, Los Angeles, CA Fri Apr 20 2007, 7:40 PM PDT Att: 43,845 - Cloudy - 51 F			
2 Jack Wilson, R (1.6) OBP: 0.336, SLG: 0.417										3	2	1	0	1	0	1				
Jason Bay, R (1.7) OBP: 0.364, SLG: 0.491 6 Chris Duffy, L (8.8) OBP: 0.355, SLG: 0.418										4	0	2	0	0	1	2				
Xavier Nady, R (1.8) OBP: 0.328, SLG: 0.491										4	0	1	1	0	1	3				
25 Adam LaRoche, L (1.3) OBP: 0.250, SLG: 0.240 54 Jonah Bayliss, R (8.1)										3	0	0	0	1	3	1				
35 Brad Eldred, R (1.9) OBP: 0.118, SLG: 0.353										4	0	0	0	0	2	2				
26 Ronny Paulino, R (1.2) OBP: 0.226, SLG: 0.235										4	0	1	0	0	3	0				
José Bautista, R (1.5) OBP: 0.300, SLG: 0.441										4	0	1	0	0	1	1				
Tony Armas, R (1.1) OBP: 0.667, SLG: 0.667 37 John Wasdin, R (3.1) Don Kelly, L (7.7, PH) OBP: 0.308, SLG: 0.100 (7.4)										1	0	1	0	0	0	0				
Inning Stats	R: 1 E: 0 K: 3 S: 18	H: 2 LOB: 2 BB: 1 P: 30	R: 0 E: 0 K: 1 S: 10	H: 1 LOB: 1 BB: 0 P: 20	R: 0 E: 0 K: 2 S: 11	H: 1 LOB: 1 BB: 0 P: 16	R: 0 E: 0 K: 1 S: 11	H: 1 LOB: 1 BB: 0 P: 15	R: 0 E: 0 K: 3 S: 10	H: 0 LOB: 0 BB: 0 P: 14	R: 0 E: 0 K: 0 S: 8	H: 0 LOB: 0 BB: 0 P: 12	R: 1 E: 0 K: 1 S: 7	H: 1 LOB: 0 BB: 1 P: 14	R: 0 E: 0 K: 1 S: 12	H: 1 LOB: 1 BB: 0 P: 14		1B: 7 2B: 1 3B: 0 HR: 0	SF: 0 SAC: 0 DP: 1 HBP: 0	WP: 1 PB: 0 SB: 0 CS: 0
PITCHER	IP WLS BF H R ER SO BB IBB HBP BLK WP HR S P ERA WHIP																			
52 Randy Wolf, L (1.1) ERA: 3.38 58 Chad Billingsley, R (7.1) ERA: 4.82 Rudy Seanez, R (9.1) ERA: 5.63	6.0 W 25 6 1 1 10 1 0 0 0 0 1 0 65 103 1.50 1.167	2.0 7 1 1 1 1 1 0 0 0 0 0 0 15 26 4.50 1.000	1.0 4 1 0 0 1 0 0 0 0 0 0 0 12 14 0.00 1.000																	

Batter	1	2	3	4	5	6	7	8	9	AB	R	H	RBI	BB	SO	LOB	BOTTOM			
15 Rafael Furcal, S (1.6) OBP: 0.250, SLG: 0.242 18 Ramon Martinez, R (7.4) OBP: 0.267, SLG: 0.231										3	1	0	0	1	0	2	Pittsburgh Pirates @ Los Angeles Dodgers Dodger Stadium, Los Angeles, CA Fri Apr 20 2007, 7:40 PM PDT Att: 43,845 - Cloudy - 51 F			
9 Juan Pierre, L (1.8) OBP: 0.303, SLG: 0.333										4	3	3	0	1	0	1				
5 Nomar Garciaparra, R (1.3) OBP: 0.333, SLG: 0.422 Wilson Valdez, R (6.7, PH) OBP: 0.414, SLG: 0.519 (7.6)										2	1	1	2	1	0	1				
12 Jeff Kent, R (1.4) OBP: 0.409, SLG: 0.491 Olimedo Saenz, R (6.7, PH) OBP: 0.300, SLG: 0.250 (7.3)										3	1	2	1	0	0	1				
Luis Gonzalez, L (1.7) OBP: 0.381, SLG: 0.509 58 Chad Billingsley, R (7.1) 21 Marlon Anderson, L (8.7, PH) OBP: 0.250, SLG: 0.143 Rudy Seanez, R (9.1)										4	1	2	2	0	0	3				
55 Russell Martin, R (1.2) OBP: 0.385, SLG: 0.418										3	1	0	0	0	1	3				
16 Andre Ethier, L (1.9) OBP: 0.326, SLG: 0.524										3	1	1	2	0	0	2				
Wilson Betemit, S (1.5) OBP: 0.286, SLG: 0.158										4	1	1	1	0	1	0				
52 Randy Wolf, L (1.1) OBP: 0.455, SLG: 0.500 Brady Clark, R (7.7) OBP: 0.400, SLG: 0.526										3	0	2	2	0	0	0				
Inning Stats	R: 2 E: 0 K: 0 S: 13	H: 2 LOB: 1 BB: 1 P: 23	R: 0 E: 0 K: 0 S: 8	H: 0 LOB: 0 BB: 0 P: 13	R: 6 E: 0 K: 0 S: 14	H: 5 LOB: 1 BB: 1 P: 29	R: 0 E: 0 K: 0 S: 8	H: 2 LOB: 1 BB: 0 P: 13	R: 1 E: 0 K: 0 S: 13	H: 2 LOB: 1 BB: 0 P: 17	R: 1 E: 0 K: 1 S: 17	H: 1 LOB: 2 BB: 2 P: 32	R: 0 E: 0 K: 1 S: 11	H: 1 LOB: 1 BB: 0 P: 13	R: 0 E: 0 K: 0 S: 6	H: 0 LOB: 0 BB: 0 P: 8		1B: 10 2B: 2 3B: 0 HR: 1	SF: 1 SAC: 0 DP: 1 HBP: 1	WP: 0 PB: 0 SB: 2 CS: 0
PITCHER	IP WLS BF H R ER SO BB IBB HBP BLK WP HR S P ERA WHIP																			
Tony Armas, R (1.1) ERA: 18.9 37 John Wasdin, R (3.1) Damaso Marte, L (7.1) 54 Jonah Bayliss, R (8.1)	2.2 L 18 7 8 8 0 2 0 0 0 0 0 1 39 65 27.00 3.375	3.1 16 5 2 2 1 2 0 0 0 0 0 0 11 13 0.00 1.000	1.0 4 1 0 0 1 0 0 0 0 0 0 0 6 8 0.00 0.000	1.0 3 0 0 0 0 0 0 0 0 0 0 0 6 8 0.00 0.000																



Batter	1	2	3	4	5	6	7	8	9	10	AB	R	H	RBI	BB	SO	LOB	TOP									
6 Chris Duffy, L OBP: 0.343, SLG: 0.400	(1,8) C FA 94 3-2 B CU 90 F FA 96 B FA 96 F FA 96 X FA 96	(1,8) C FA 95 1-2 B FA 95 F FA 95 X FA 95	(1,8) C FA 95 2-2 B FA 95 F FA 95 X FA 95	(1,8) B FA 94 1-1 F FA 94 X CU 78	(1,8) B FA 94 1-1 F FA 94 X CU 78	(1,8) F FF 92 2-2 B FF 93 F FF 93 B SL 95 X SL 94	(1,8) F FF 92 2-2 B FF 93 F FF 93 B SL 95 X SL 94	(1,8) B FA 94 1-0 F FA 94 X FA 94	(1,8) B CU 77 1-2 F FA 94 X CU 76	(1,8) F FA 97 0-2 B FA 97 F FA 97 X SL 96	(1,8) F FA 97 0-2 B FA 97 F FA 97 X SL 96	5	1	1	0	0	0	2									
2 Jack Wilson, R OBP: 0.357, SLG: 0.446	(1,8) C FA 95 1-2 B FA 95 F FA 95 X FA 95	(1,8) C FA 95 1-2 B FA 95 F FA 95 X FA 95	(1,8) B FA 95 3-1 C FA 95 F FA 95 X FA 95	(1,8) B FA 95 0-2 F FA 95 X FA 95	(1,8) B FA 95 0-2 F FA 95 X FA 95	(1,8) B FA 95 2-0 F FA 95 X SL 96	(1,8) B FA 95 2-0 F FA 95 X SL 96	(1,8) B FA 95 2-0 F FA 95 X SL 96	(1,8) B FA 95 1-2 F FA 95 X SL 94	(1,8) B FA 95 1-2 F FA 95 X SL 94	(1,8) B FA 95 1-2 F FA 95 X SL 94	5	1	3	1	0	0	0									
12 Freddy Sanchez, R OBP: 0.304, SLG: 0.366	(1,4) C FA 95 0-2 B FA 95 F FA 95 X FA 95	(1,4) C FA 95 0-2 B FA 95 F FA 95 X FA 95	(1,4) F FA 96 0-1 B FA 96 F FA 96 X FA 96	(1,4) B CH 95 1-0 F FA 95 X FA 95	(1,4) B CH 95 1-0 F FA 95 X FA 95	(1,4) B CH 95 1-0 F FA 95 X FA 95	(1,4) C SL 94 1-1 B FF 96 X SL 97	(1,4) C SL 94 1-1 B FF 96 X SL 97	(1,4) F FA 97 0-2 B FA 97 F FA 97 X SL 96	(1,4) F FA 97 0-2 B FA 97 F FA 97 X SL 96	(1,4) F FA 97 0-2 B FA 97 F FA 97 X SL 96	5	0	1	0	0	0	3									
Jason Bay, R OBP: 0.366, SLG: 0.475	(1,7) C FA 96 0-3 B FA 96 F FA 96 X FA 96	(1,7) C FA 96 0-3 B FA 96 F FA 96 X FA 96	(1,7) B FA 96 4-0 B FA 96 F FA 96 X FA 96	(1,7) B FA 96 2-2 F FA 96 X FA 96	(1,7) B FA 96 2-2 F FA 96 X FA 96	(1,7) B FA 96 1-3 C FA 97 F FA 97 X CH 99	(1,7) B FA 96 1-3 C FA 97 F FA 97 X CH 99	(1,7) C FA 97 1-3 B FA 97 F FA 97 X CH 99	(1,7) B FA 97 1-2 F FA 97 X SL 97	(1,7) B FA 97 1-2 F FA 97 X SL 97	(1,7) B FA 97 1-2 F FA 97 X SL 97	4	0	1	0	1	2	2									
25 Adam LaRoche, L OBP: 0.262, SLG: 0.226	(1,3) B FA 92 4-1 B FA 92 F FA 92 X FA 92	(1,3) B FA 92 4-1 B FA 92 F FA 92 X FA 92	(1,3) F FA 93 4-1 B FA 93 F FA 93 X FA 93	(1,3) B FA 92 1-2 F FA 92 X FA 92	(1,3) B FA 92 1-2 F FA 92 X FA 92	(1,3) F FA 96 1-3 B FA 96 F FA 96 X FA 96	(1,3) F FA 96 1-3 B FA 96 F FA 96 X FA 96	(1,3) C FA 97 0-0 B FA 97 F FA 97 X FA 97	(1,3) B FA 97 1-2 F FA 97 X SL 97	(1,3) C FA 95 0-3 B FA 95 F FA 95 X FA 95	(1,3) C FA 95 0-3 B FA 95 F FA 95 X FA 95	3	0	0	1	2	3										
Xavier Nady, R OBP: 0.313, SLG: 0.467	(1,9) B FA 94 2-1 B FA 94 F FA 94 X FA 94	(1,9) B FA 94 2-1 B FA 94 F FA 94 X FA 94	(1,9) B CU 80 1-2 F FA 96 T FA 98	(1,9) C CU 78 2-1 B FA 95 F FA 95 X FA 96	(1,9) C CU 78 2-1 B FA 95 F FA 95 X FA 96	(1,9) C CU 78 2-1 B FA 95 F FA 95 X FA 96	(1,9) C CU 78 2-1 B FA 95 F FA 95 X FA 96	(1,9) C FA 97 4-1 B FA 98 F FA 98 X FA 90	(1,9) B FA 96 3-2 B FA 96 F FA 96 X FA 96	(1,9) B FA 96 3-2 B FA 96 F FA 96 X FA 96	(1,9) B FA 96 3-2 B FA 96 F FA 96 X FA 96	3	0	0	0	0	1	3									
13 Nate McLouth, L OBP: 0.462, SLG: 0.667	(6,9) C FA 96 1-2 B FA 96 F FA 96 X FA 96	(6,9) C FA 96 1-2 B FA 96 F FA 96 X FA 96	(6,9) C FA 96 1-2 B FA 96 F FA 96 X FA 96	(6,9) C FA 96 1-2 B FA 96 F FA 96 X FA 96	(6,9) C FA 96 1-2 B FA 96 F FA 96 X FA 96	(6,9) C FA 96 1-2 B FA 96 F FA 96 X FA 96	(6,9) C FA 96 1-2 B FA 96 F FA 96 X FA 96	(6,9) C FA 96 1-2 B FA 96 F FA 96 X FA 96	(6,9) C FA 96 1-2 B FA 96 F FA 96 X FA 96	(6,9) C FA 96 1-2 B FA 96 F FA 96 X FA 96	(6,9) C FA 96 1-2 B FA 96 F FA 96 X FA 96	1	0	0	0	1	0	1									
José Bautista, R OBP: 0.313, SLG: 0.444	(1,5) C FA 96 2-2 B CU 81 F FA 96 X FA 96	(1,5) C FA 96 2-2 B CU 81 F FA 96 X FA 96	(1,5) C FA 96 2-2 B CU 81 F FA 96 X FA 96	(1,5) C FA 96 2-2 B CU 81 F FA 96 X FA 96	(1,5) C FA 96 2-2 B CU 81 F FA 96 X FA 96	(1,5) C FA 96 2-2 B CU 81 F FA 96 X FA 96	(1,5) C FA 96 2-2 B CU 81 F FA 96 X FA 96	(1,5) C FA 96 2-2 B CU 81 F FA 96 X FA 96	(1,5) C FA 96 2-2 B CU 81 F FA 96 X FA 96	(1,5) C FA 96 2-2 B CU 81 F FA 96 X FA 96	(1,5) C FA 96 2-2 B CU 81 F FA 96 X FA 96	4	0	2	0	0	0	0									
26 Ronny Paulino, R OBP: 0.211, SLG: 0.218	(1,2) F FA 96 0-1 X FA 96	(1,2) F FA 96 0-1 X FA 96	(1,2) F FA 96 0-1 X FA 96	(1,2) F FA 96 0-1 X FA 96	(1,2) F FA 96 0-1 X FA 96	(1,2) F FA 96 0-1 X FA 96	(1,2) F FA 96 0-1 X FA 96	(1,2) F FA 96 0-1 X FA 96	(1,2) F FA 96 0-1 X FA 96	(1,2) F FA 96 0-1 X FA 96	(1,2) F FA 96 0-1 X FA 96	4	0	0	0	0	3										
45 Ian Snell, R OBP: 0.333, SLG: 0.250	(8,1) B FA 91 2-2 F FA 91 X SL 85	(8,1) B FA 91 2-2 F FA 91 X SL 85	(8,1) B SL 83 1-3 C FA 91 F FA 91 X SL 88	(8,1) C FA 91 0-1 X SL 83	(8,1) C FA 91 0-1 X SL 83	(8,1) C FA 91 0-1 X SL 83	(8,1) C FA 91 0-1 X SL 83	(8,1) C FA 91 0-1 X SL 83	(8,1) C FA 91 0-1 X SL 83	(8,1) C FA 91 0-1 X SL 83	(8,1) C FA 91 0-1 X SL 83	2	1	1	0	1	0	0									
55 Matt Capps, R OBP: 0.333, SLG: 0.250	(8,1) B FA 91 2-2 F FA 91 X SL 85	(8,1) B FA 91 2-2 F FA 91 X SL 85	(8,1) B SL 83 1-3 C FA 91 F FA 91 X SL 88	(8,1) C FA 91 0-1 X SL 83	(8,1) C FA 91 0-1 X SL 83	(8,1) C FA 91 0-1 X SL 83	(8,1) C FA 91 0-1 X SL 83	(8,1) C FA 91 0-1 X SL 83	(8,1) C FA 91 0-1 X SL 83	(8,1) C FA 91 0-1 X SL 83	(8,1) C FA 91 0-1 X SL 83	1	0	0	0	0	0	0									
16 Salomon Torres, R OBP: 0.333, SLG: 0.250	(8,1) B FA 91 2-2 F FA 91 X SL 85	(8,1) B FA 91 2-2 F FA 91 X SL 85	(8,1) B SL 83 1-3 C FA 91 F FA 91 X SL 88	(8,1) C FA 91 0-1 X SL 83	(8,1) C FA 91 0-1 X SL 83	(8,1) C FA 91 0-1 X SL 83	(8,1) C FA 91 0-1 X SL 83	(8,1) C FA 91 0-1 X SL 83	(8,1) C FA 91 0-1 X SL 83	(8,1) C FA 91 0-1 X SL 83	(8,1) C FA 91 0-1 X SL 83	0	0	0	0	0	0	0									
54 Jonah Bayliss, R OBP: 0.333, SLG: 0.250	(8,1) B FA 91 2-2 F FA 91 X SL 85	(8,1) B FA 91 2-2 F FA 91 X SL 85	(8,1) B SL 83 1-3 C FA 91 F FA 91 X SL 88	(8,1) C FA 91 0-1 X SL 83	(8,1) C FA 91 0-1 X SL 83	(8,1) C FA 91 0-1 X SL 83	(8,1) C FA 91 0-1 X SL 83	(8,1) C FA 91 0-1 X SL 83	(8,1) C FA 91 0-1 X SL 83	(8,1) C FA 91 0-1 X SL 83	(8,1) C FA 91 0-1 X SL 83	0	0	0	0	0	0	0									
Damaso Marte, L OBP: 0.333, SLG: 0.250	(8,1) B FA 91 2-2 F FA 91 X SL 85	(8,1) B FA 91 2-2 F FA 91 X SL 85	(8,1) B SL 83 1-3 C FA 91 F FA 91 X SL 88	(8,1) C FA 91 0-1 X SL 83	(8,1) C FA 91 0-1 X SL 83	(8,1) C FA 91 0-1 X SL 83	(8,1) C FA 91 0-1 X SL 83	(8,1) C FA 91 0-1 X SL 83	(8,1) C FA 91 0-1 X SL 83	(8,1) C FA 91 0-1 X SL 83	(8,1) C FA 91 0-1 X SL 83	0	0	0	0	0	0	0									
Don Kelly, L OBP: 0.333, SLG: 0.250	(8,1) B FA 91 2-2 F FA 91 X SL 85	(8,1) B FA 91 2-2 F FA 91 X SL 85	(8,1) B SL 83 1-3 C FA 91 F FA 91 X SL 88	(8,1) C FA 91 0-1 X SL 83	(8,1) C FA 91 0-1 X SL 83	(8,1) C FA 91 0-1 X SL 83	(8,1) C FA 91 0-1 X SL 83	(8,1) C FA 91 0-1 X SL 83	(8,1) C FA 91 0-1 X SL 83	(8,1) C FA 91 0-1 X SL 83	(8,1) C FA 91 0-1 X SL 83	0	0	0	0	0	0	0									
Inning Stats	R: 1 E: 0 K: 1 S: 15	H: 1 LOB: 0 BB: 0 P: 19	R: 0 E: 0 K: 0 S: 8	H: 1 LOB: 1 BB: 1 P: 16	R: 2 E: 0 K: 1 S: 13	H: 1 LOB: 2 BB: 3 P: 31	R: 0 E: 0 K: 0 S: 9	H: 0 LOB: 0 BB: 0 P: 13	R: 0 E: 0 K: 1 S: 5	H: 2 LOB: 2 BB: 0 P: 18	R: 0 E: 0 K: 0 S: 5	H: 0 LOB: 0 BB: 0 P: 8	R: 0 E: 0 K: 0 S: 9	H: 2 LOB: 1 BB: 0 P: 14	R: 0 E: 0 K: 1 S: 8	H: 1 LOB: 2 BB: 1 P: 17	R: 0 E: 0 K: 1 S: 8	H: 0 LOB: 0 BB: 0 P: 13	R: 0 E: 0 K: 1 S: 14	H: 1 LOB: 1 BB: 0 P: 18	1B: 8 2B: 1 3B: 0 HR: 0	SF: 0 SAC: 0 DP: 2 HBP: 0	WP: 3 PB: 0 SB: 0 CS: 0	PA: 42			
PITCHER	IP WLS BF H R ER SO BB IBB HBP BLK WP HR S P ERA WHIP	31 Brad Penny, R ERA: 1.37	41 Chin-hui Tsao, R ERA: 1.0	Joe Beimel, L ERA: 1.0	44 Takashi Saito, R ERA: 1.04	51 Jonathan Broxton, R ERA: 1.04	PITCHER	IP WLS BF H R ER SO BB IBB HBP BLK WP HR S P ERA WHIP	31 Brad Penny, R ERA: 1.37	41 Chin-hui Tsao, R ERA: 1.0	Joe Beimel, L ERA: 1.0	44 Takashi Saito, R ERA: 1.04	51 Jonathan Broxton, R ERA: 1.04	PITCHER	IP WLS BF H R ER SO BB IBB HBP BLK WP HR S P ERA WHIP	31 Brad Penny, R ERA: 1.37	41 Chin-hui Tsao, R ERA: 1.0	Joe Beimel, L ERA: 1.0	44 Takashi Saito, R ERA: 1.04	51 Jonathan Broxton, R ERA: 1.04	PITCHER	IP WLS BF H R ER SO BB IBB HBP BLK WP HR S P ERA WHIP	31 Brad Penny, R ERA: 1.37	41 Chin-hui Tsao, R ERA: 1.0	Joe Beimel, L ERA: 1.0	44 Takashi Saito, R ERA: 1.04	51 Jonathan Broxton, R ERA: 1.04

Pittsburgh Pirates @ Los Angeles Dodgers
 Dodger Stadium, Los Angeles, CA
 Sat Apr 21 2007, 7:10 PM PDT
 Att: 48,995 - Partly Cloudy - 58 F

AB	37
R	3
H	9
RBI	2
BB	5
SO	6
LOB	17

livebaseballscorecards.com

Batter	1	2	3	4	5	6	7	8	9	10	AB	R	H	RBI	BB	SO	LOB	BOTTOM	
15 Rafael Furcal, S OBP: 0.220, SLG: 0.211	(1,6) B FA 91 2-2 F FA 91 X SL 85	(1,6) B FA 91 2-2 F FA 91 X SL 85	(1,6) B SL 83 1-3 C FA 91 F FA 91 X SL 88	(1,6) C FA 91 0-1 X SL 83	(1,6) C FA 91 0-1 X SL 83	(1,6) C FA 91 0-1 X SL 83	(1,6) C FA 91 0-1 X SL 83	(1,6) C FA 91 0-1 X SL 83	(1,6) S CU 91 1-2 B FA 94 X CU 90	(1,6) S CU 91 1-2 B FA 94 X CU 90	5	0	0	0	0	2	1		
9 Juan Pierre, L OBP: 0.296, SLG: 0.325	(1,8) C FA 93 0-1 X CH 97	(1,8) C FA 93 0-1 X CH 97	(1,8) X SL 79 0-0	(1,8) L SL 82 1-1 B SL 83	(1,8) L SL 82 1-1 B SL 83	(1,8) L SL 82 1-1 B SL 83	(1,8) L SL 82 1-1 B SL 83	(1,8) C FA 94 1-3 B FA 95 F FA 96 X SL 96	(1,8) C FA 94 1-3 B FA 95 F FA 96 X SL 96	(1,8) C FA 94 1-3 B FA 95 F FA 96 X SL 96	5	1	1	0	0	1	1		
5 Nomar Garciaparra, R OBP: 0.338, SLG: 0.435	(1,3) C FA 92 0-1 X SL 85	(1,3) C FA 92 0-1 X SL 85	(1,3) X FA 92 0-0	(1,3) C SL 84 0-1 X SL 83	(1,3) C SL 84 0-1 X SL 83	(1,3) C SL 84 0-1 X SL 83	(1,3) C SL 84 0-1 X SL 83	(1,3) C FA 95 1-2 B FA 95 F FA 95 X SL 95	(1,3) F FA 93 2-2 F FA 93 X SL 82 P CH 92 B FA 93 F FA 93 X SL 82	(1,3) F FA 93 2-2 F FA 93 X SL 82 P CH 92 B FA 93 F FA 93 X SL 82	5	1	2	0	0	0	1		
12 Jeff Kent, R OBP: 0.423, SLG: 0.500	(1,4) C FA 92 1-2 B SL 84 F FA 92 X SL 89	(1,4) C FA 92 1-2 B SL 84 F FA 92 X SL 89	(1,4) C SL 82 2-1 B CH 83 F FA 93 X SL 84	(1,4) C FA 92 0-3 F CH 84 S SL 84	(1,4) C FA 92 0-3 F CH 84 S SL 84	(1,4) C FA 92 0-3 F CH 84 S SL 84	(1,4) C FA 92 0-3 F CH 84 S SL 84	(1,4) X FA 95 0-0	(1,4) X FA 95 0-0	(1,4) X FA 95 0-0	(1,4) X FA 95 0-0	5	1	3	1	0	1	2	
Luis Gonzalez, L OBP: 0.307, SLG: 0.517	(1,7) X CH 85 0-0	(1,7) X CH 85 0-0	(1,7) B SL 84 4-2 F SL 84 B SL 84 F SL 84 X SL 84	(1,7) C SL 84 0-1 X SL 83	(1,7) C SL 84 0-1 X SL 83	(1,7) C SL 84 0-1 X SL 83	(1,7) C SL 84 0-1 X SL 83	(1,7) B FA 94 2-2 C FA 94 F FA 94 X SL 96	(1,7) B FA 94 2-2 C FA 94 F FA 94 X SL 96	(1,7) B FA 94 2-2 C FA 94 F FA 94 X SL 96	3	2	1	0	2	0	2		
55 Russell Martin, R OBP: 0.386, SLG: 0.458	(1,2) F FA 89 2-2 B SL 86 F FA 89 X SL 87	(1,2) F FA 89 2-2 B SL 86 F FA 89 X SL 87	(1,2) B SL 85 4-2 C FA 90 F FA 90 X SL 84	(1,2) C SL 84 1-2 B SL 84 F FA 90 X SL 84	(1,2) C SL 84 1-2 B SL 84 F FA 90 X SL 84	(1,2) C SL 84 1-2 B SL 84 F FA 90 X SL 84	(1,2) C SL 84 1-2 B SL 84 F FA 90 X SL 84	(1,2) 1 SAFE F FA 94 F FA 94 X SL 95	(1,2) 1 SAFE F FA 94 F FA 94 X SL 95	(1,2) 1 SAFE F FA 94 F FA 94 X SL 95	(1,2) 1 SAFE F FA 94 F FA 94 X SL 95	4	1	1	4	1	1	2	
16 Andre Ethier, L OBP: 0.320, SLG: 0.500	(1,9) B FA 92 2-2 C CH 85 F FA 92 X SL 88	(1,9) B FA 92 2-2 C CH 85 F FA 92 X SL 88	(1,9) B SL 83 4-2 C FA 94 F FA 94 X SL 84	(1,9) X FA 92 0-0	(1,9) X FA 92 0-0	(1,9) X FA 92 0-0	(1,9) X FA 92 0-0	(1,9) X CH 85 0-0	(1,9) X CH 85 0-0	(1,9) X CH 85 0-0	(1,9) X CH 85 0-0	2	0	0	1	1	0	2	
Wilson Betemit, S OBP: 0.288, SLG: 0.150	(1,5) B SL 83 4-2 C FA 94 F FA 94 X SL 84	(1,5) B SL 83 4-2 C FA 94 F FA 94 X SL 84	(1,5) B SL 82 3-1 C FA 92 F FA 92 X SL 83	(1,5) C SL 84 1-2 B SL 84 F FA 90 X SL 84	(1,5) C SL 84 1-2 B SL 84 F FA 90 X SL 84	(1,5) C SL 84 1-2 B SL 84 F FA 90 X SL 84	(1,5) C SL 84 1-2 B SL 84 F FA 90 X SL 84	(1,5) B SL 82 2-1 C FA 94 F FA 94 X SL 94	(1,5) B SL 82 2-1 C FA 94 F FA 94 X SL 94	(1,5) B SL 82 2-1 C FA 94 F FA 94 X SL 94	(1,5) B SL 82 2-1 C FA 94 F FA 94 X SL 94	2	0						

Batter	1	2	3	4	5	6	7	8	9	AB	R	H	RBI	BB	SO	LOB	TOP											
6 Chris Duffy, L (1, 8) OBP: 0.361, SLG: 0.415										5	3	3	0	0	1	1	Pittsburgh Pirates @ Los Angeles Dodgers Dodger Stadium, Los Angeles, CA Sun Apr 22 2007, 1:10 PM PDT Att: 46,741 - Cloudy - 61 F											
2 Jack Wilson, R (1, 6) OBP: 0.347, SLG: 0.429										5	1	1	1	0	2	2												
12 Freddy Sanchez, R (1, 4) OBP: 0.320, SLG: 0.364										3	1	1	1	1	0	1												
Jason Bay, R (1, 7) OBP: 0.360, SLG: 0.477										4	0	1	2	0	1	1												
25 Adam LaRoche, L (1, 3) OBP: 0.261, SLG: 0.281										4	1	1	1	0	0	2												
Jose Bautista, R (1, 5) OBP: 0.324, SLG: 0.478										4	1	2	0	0	0	0												
13 Nate McLouth, L (1, 9) OBP: 0.471, SLG: 0.600										3	0	1	1	1	2	0												
11 Humberto Cota, R (1, 2) OBP: 0.333, SLG: 0.333										3	0	0	0	1	0	2												
24 Tom Gorzelanny, R (1, 1) Shawn Chacon, R (7, 1) 55 Matt Capps, R (8, 1) Damaso Marte, L (8, 1) Don Kelly, L (9, PH) 16 Salomon Torres, R (9, 1)										3	0	0	0	0	0	2		P										
Inning Stats	R: 1 E: 0 K: 2 S: 9	H: 1 LOB: 0 BB: 0 P: 14	R: 0 E: 0 K: 0 S: 14	H: 1 LOB: 2 BB: 1 P: 20	R: 2 E: 2 K: 0 S: 9	H: 2 LOB: 0 BB: 0 P: 12	R: 0 E: 0 K: 1 S: 10	H: 0 LOB: 0 BB: 0 P: 14	R: 0 E: 0 K: 3 S: 10	H: 0 LOB: 0 BB: 0 P: 12	R: 2 E: 0 K: 1 S: 17	H: 4 LOB: 2 BB: 1 P: 28	R: 2 E: 0 K: 0 S: 17	H: 2 LOB: 0 BB: 1 P: 24	R: 0 E: 0 K: 1 S: 11	H: 0 LOB: 0 BB: 0 P: 12			R: 0 E: 0 K: 0 S: 9	H: 1 LOB: 0 BB: 0 P: 12	1B: 7 2B: 3 3B: 0 HR: 1	SF: 0 SAC: 0 DP: 3 HBP: 0	WP: 1 PB: 0 CS: 2	PA: 38				
PITCHER	IP	WLS	BF	H	R	ER	SO	BB	IBB	HBP	BLK	WP	HR	S	P	ERA	WHIP											
Brett Tomko, R (1, 1) ERA: 2.65	6.0	L	27	8	5	3	7	2	0	0	0	1	1	69	100	4.50	1.667											
58 Chad Billingsley, R (7, 1) ERA: 6.52	0.1		4	2	2	2	0	1	0	0	0	0	0	14	20	54.00	9.000											
Joe Beimel, L (7, 1) ERA: 0.93	0.2		1	0	0	0	0	0	0	0	0	0	0	3	4	0.00	0.000											
Rudy Seanez, R (8, 1) ERA: 5.0	1.0		3	0	0	0	1	0	0	0	0	0	0	11	12	0.00	0.000											
51 Jonathan Broxton, R (9, 1) ERA:	1.0		3	1	0	0	0	0	0	0	0	0	0	9	12	0.00	1.000											

Batter	1	2	3	4	5	6	7	8	9	AB	R	H	RBI	BB	SO	LOB	BOTTOM										
15 Rafael Furcal, S (1, 6) OBP: 0.217, SLG: 0.209											5	1	1	0	0	1	Pittsburgh Pirates @ Los Angeles Dodgers Dodger Stadium, Los Angeles, CA Sun Apr 22 2007, 1:10 PM PDT Att: 46,741 - Cloudy - 61 F										
9 Juan Pierre, L (1, 8) OBP: 0.302, SLG: 0.329											5	1	2	0	0	1											
Olmedo Saenz, R (1, 3) OBP: 0.375, SLG: 0.615										4	3	2	1	1	1	2											
12 Jeff Kent, R (1, 4) OBP: 0.395, SLG: 0.463											5	0	0	0	0	2		6									
Luis Gonzalez, L (1, 7) OBP: 0.403, SLG: 0.508										3	0	1	1	1	0	0											
55 Russell Martin, R (1, 2) OBP: 0.392, SLG: 0.459										2	0	1	1	1	1	0											
Brady Clark, R (1, 9) 58 Chad Billingsley, R (7, 1) Joe Beimel, L (7, 1) Rudy Seanez, R (8, 1) 5 Nomar Garciaparra, R (9, PH) OBP: 0.346, SLG: 0.443 51 Jonathan Broxton, R (9, 1)										2	0	0	1	1	0	1											
Wilson Valdez, R (1, 5) OBP: 0.364, SLG: 0.452										3	0	0	0	0	0	3											
21 Marton Anderson, L (8, PH) OBP: 0.222, SLG: 0.125										0	0	0	0	0	0	0											
18 Ramon Martinez, R (8, PH) OBP: 0.258, SLG: 0.222										1	0	0	0	0	0	2											
Brett Tomko, R (1, 1) 16 Andre Ethier, L (7, 9) OBP: 0.308, SLG: 0.478										2	0	0	0	0	2	0											
Inning Stats	R: 0 E: 0 K: 0 S: 7	H: 0 LOB: 0 BB: 0 P: 11	R: 0 E: 0 K: 1 S: 6	H: 0 LOB: 0 BB: 0 P: 10	R: 0 E: 0 K: 1 S: 7	H: 0 LOB: 0 BB: 0 P: 9	R: 2 E: 0 K: 2 S: 25	H: 3 LOB: 3 BB: 2 P: 46	R: 0 E: 0 K: 1 S: 9	H: 0 LOB: 0 BB: 0 P: 11	R: 1 E: 0 K: 1 S: 12	H: 2 LOB: 1 BB: 0 P: 20	R: 0 E: 0 K: 1 S: 8	H: 0 LOB: 0 BB: 0 P: 9	R: 2 E: 0 K: 0 S: 14	H: 2 LOB: 2 BB: 2 P: 26	R: 0 E: 1 K: 2 S: 11	H: 1 LOB: 2 BB: 0 P: 14	1B: 6 2B: 1 3B: 0 HR: 1	SF: 1 SAC: 0 DP: 0 HBP: 0	WP: 0 PB: 0 CS: 0	PA: 40					
PITCHER	IP	WLS	BF	H	R	ER	SO	BB	IBB	HBP	BLK	WP	HR	S	P	ERA	WHIP										
24 Tom Gorzelanny, L (1, 1) ERA: 2.05	6.0	W	25	5	3	3	6	2	0	0	0	0	0	11	17	18.00	2.000										
Shawn Chacon, R (7, 1) ERA: 3.45	1.0		5	1	2	2	1	1	0	0	0	0	0	9	16	0.00	3.000										
55 Matt Capps, R (8, 1) ERA: 0.87	0.2	H	4	1	0	0	0	1	0	0	0	0	0	2	2	0.00	0.000										
Damaso Marte, L (8, 1) ERA: 1.35	0.1	H	1	0	0	0	0	0	0	0	0	0	0	2	2	0.00	0.000										
16 Salomon Torres, R (9, 1) ERA: 4.0	1.0	S	5	1	0	0	2	0	0	0	0	0	0	11	14	0.00	1.000										



Batter	1	2	3	4	5	6	7	8	9	AB	R	H	RBI	BB	SO	LOB	TOP			
Craig Biggio, R OBP: 0.284, SLG: 0.421 (1, 4)										4	0	2	0	0	1	1				
2 Chris Burke, R OBP: 0.315, SLG: 0.338 (1, 8)										4	0	0	0	0	0	3				
17 Lance Berkman, S OBP: 0.373, SLG: 0.317 (1, 3)										2	0	0	0	1	0	0				
45 Carlos Lee, R OBP: 0.309, SLG: 0.507 (1, 7)										3	0	0	0	0	0	1				
Mark Loretta, R OBP: 0.300, SLG: 0.321 (1, 5)										3	0	0	0	0	2	0				
16 Jason Lane, R OBP: 0.233, SLG: 0.655 (1, 9)										3	0	0	0	0	0	0				
28 Adam Everett, R OBP: 0.344, SLG: 0.389 (1, 6)										3	0	0	0	0	0	0				
Humberto Quintero, R OBP: 0.235, SLG: 0.250 (1, 2)										3	0	1	0	0	0	0				
Woody Williams, R OBP: 0.091, SLG: 0.091 Dan Wheeler, R OBP: 0.358, SLG: 0.441 (8, 1)										2	0	0	0	0	1	1				
Inning Stats	R: 0 H: 1 E: 0 K: 0 S: 7	H: 1 LOB: 0 BB: 0 P: 7	R: 0 H: 0 E: 0 K: 1 S: 7	H: 0 LOB: 0 BB: 0 P: 10	R: 0 H: 0 E: 0 K: 1 S: 8	H: 0 LOB: 0 BB: 0 P: 12	R: 0 H: 1 E: 0 K: 0 S: 10	H: 1 LOB: 1 BB: 1 P: 20	R: 0 H: 0 E: 0 K: 1 S: 5	H: 0 LOB: 0 BB: 0 P: 8	R: 0 H: 1 E: 0 K: 1 S: 7	H: 1 LOB: 1 BB: 0 P: 11	R: 0 H: 0 E: 0 K: 1 S: 6	H: 0 LOB: 0 BB: 0 P: 10	R: 0 H: 0 E: 0 K: 0 S: 7	H: 0 LOB: 0 BB: 0 P: 11	1B: 3 2B: 0 3B: 0 HR: 0	SF: 0 SAC: 0 DP: 1 HBP: 0	WP: 0 PA: 29 PB: 0 SB: 0 CS: 1	
PITCHER 28 Paul Maholm, L ERA: 3.96 (1, 1)	IP: 9.0 WLS: W BF: 29 H: 3 R: 0 ER: 0 SO: 4 BB: 1 IBB: 0 HBP: 0 BLK: 0 WP: 0 HR: 0 S: 64 P: 99 ERA: 0.00 WHIP: 0.444																			

Houston Astros @ Pittsburgh Pirates
PNC Park, Pittsburgh, PA
Tue Apr 24 2007, 7:05 PM EDT
Att: 13,062 - Clear - 67 F

AB 28
R 0
H 3
RBI 0
BB 1
SO 4
LOB 6



Batter	1	2	3	4	5	6	7	8	9	AB	R	H	RBI	BB	SO	LOB	BOTTOM			
6 Chris Duffy, L OBP: 0.355, SLG: 0.397 (1, 8)										3	0	0	0	0	0	1				
2 Jack Wilson, R OBP: 0.354, SLG: 0.459 (1, 6)										4	2	2	0	0	0	0				
12 Freddy Sanchez, R OBP: 0.296, SLG: 0.333 (1, 4)										4	0	0	0	0	0	2				
Jason Bay, R OBP: 0.380, SLG: 0.507 (1, 7)										4	0	3	2	0	0	0				
25 Adam LaRoche, L OBP: 0.247, SLG: 0.262 (1, 3)										4	0	0	0	0	2	3				
José Bautista, R OBP: 0.319, SLG: 0.465 (1, 5)										4	0	1	0	0	0	1				
35 Brad Eldred, R OBP: 0.100, SLG: 0.300 13 Nate McLouth, L OBP: 0.471, SLG: 0.600 (7, 9)										3	0	0	0	0	1	2				
26 Ronny Paulino, R OBP: 0.233, SLG: 0.293 (1, 2)										3	1	2	1	0	0	0				
28 Paul Maholm, L OBP: 0.111, SLG: 0.111 (1, 1)										3	0	1	0	0	0	3				
Inning Stats	R: 1 H: 2 E: 0 K: 1 S: 16	H: 2 LOB: 1 BB: 0 P: 25	R: 1 H: 2 E: 0 K: 0 S: 11	H: 2 LOB: 1 BB: 0 P: 15	R: 0 H: 0 E: 0 K: 0 S: 4	H: 0 LOB: 0 BB: 0 P: 7	R: 0 H: 3 E: 0 K: 1 S: 15	H: 3 LOB: 3 BB: 0 P: 24	R: 0 H: 0 E: 0 K: 0 S: 11	H: 0 LOB: 0 BB: 0 P: 15	R: 0 H: 0 E: 0 K: 1 S: 10	H: 0 LOB: 0 BB: 0 P: 13	1B: 5 2B: 3 3B: 0 HR: 1	SF: 0 SAC: 0 DP: 0 HBP: 1	WP: 0 PA: 33 PB: 0 SB: 0 CS: 1					
PITCHER Woody Williams, R ERA: 5.9 Dan Wheeler, R ERA: 4.0 (8, 1)	IP: 7.0 WLS: L BF: 30 H: 9 R: 3 ER: 3 SO: 2 BB: 0 IBB: 3 HBP: 1 BLK: 0 WP: 0 HR: 1 S: 74 P: 108 ERA: 3.86 WHIP: 1.286																			

Houston Astros @ Pittsburgh Pirates
PNC Park, Pittsburgh, PA
Tue Apr 24 2007, 7:05 PM EDT
Att: 13,062 - Clear - 67 F

AB 32
R 3
H 9
RBI 3
BB 0
SO 3
LOB 12



Batter	1	2	3	4	5	6	7	8	9	AB	R	H	RBI	BB	SO	LOB	TOP			
2 Chris Burke, R OBP: 0.321, SLG: 0.338			L6		G6-3		F7			4	2	1	0	1	0	0				
Mark Loretta, R OBP: 0.410, SLG: 0.417										4	1	4	0	1	0	0				
17 Lance Berkman, S OBP: 0.385, SLG: 0.329	SF9		FC4-6							3	0	2	1	1	0	1				
45 Carlos Lee, R OBP: 0.298, SLG: 0.482	P5		G1-3		FC6-4		G5-4-3		SF9	4	0	0	1	0	0	6				
Mike Lamb, L OBP: 0.483, SLG: 0.391	K				K					5	0	3	1	0	2	1				
Luke Scott, L Stephen Randolph, L Morgan Ensberg, R										1	0	0	0	3	0	1				
28 Adam Everett, R OBP: 0.329, SLG: 0.344		BB								4	0	0	0	1	2	6				
Brad Ausmus, R Orlando Palmeiro, L Humberto Quintero, R		F8							K	3	0	0	0	0	0	5				
51 Wandy Rodriguez, S Chad Qualls, R		F9								1	0	0	0	0	0	1				
16 Jason Lane, R OBP: 0.231, SLG: 0.553									G5-3	1	0	0	0	0	0	0				
Inning Stats	R: 1 E: 0 K: 1 S: 15	H: 2 LOB: 1 BB: 0 P: 21	R: 0 E: 0 K: 1 S: 12	H: 0 LOB: 1 BB: 1 P: 19	R: 0 E: 0 K: 0 S: 12	H: 1 LOB: 1 BB: 0 P: 13	R: 0 E: 0 K: 2 S: 12	H: 0 LOB: 0 BB: 1 P: 21	R: 0 E: 0 K: 0 S: 12	H: 2 LOB: 2 BB: 0 P: 20	R: 0 E: 0 K: 0 S: 16	H: 1 LOB: 1 BB: 1 P: 10	R: 0 E: 0 K: 1 S: 10	H: 1 LOB: 3 BB: 3 P: 28	R: 2 E: 0 K: 0 S: 13	H: 2 LOB: 3 BB: 3 P: 28	1B: 9 2B: 1 3B: 0 HR: 0	SF: 2 SAC: 0 DP: 2 HBP: 0	WP: 0 PB: 0 SB: 1 CS: 0	PA: 43
PITCHER	IP WLS BF H R ER SO BB IBB HBP BLK WP HR S P ERA WHIP																			
Tony Armas, R	(1, 1) 5.0 W 6 1 0 0 0 4 4 0 0 0 0 0 0 0 0 72 113 1.80 2.000																			
54 Jonah Bayliss, R	(6, 1) 2.0 W 6 1 0 0 0 1 1 0 0 0 0 0 0 0 0 12 19 0.00 1.000																			
55 Matt Capps, R	(8, 1) 1.0 H 4 1 0 0 1 1 0 0 0 0 0 0 0 0 0 10 12 0.00 1.000																			
16 Salomon Torres, R	(9, 1) 0.2 S 5 1 2 2 0 2 0 0 0 0 0 0 0 0 0 9 19 27.00 4.500																			
34 John Grabow, L	(9, 1) 0.1 S 3 1 0 0 0 1 0 0 0 0 0 0 0 0 0 4 9 0.00 6.000																			

Houston Astros @ Pittsburgh Pirates
PNC Park, Pittsburgh, PA
Thu Apr 26 2007, 12:35 PM EDT
Att: 12,056 - Partly Cloudy - 58 F

AB	33
R	3
H	10
RBI	3
BB	8
SO	5
LOB	25



Batter	1	2	3	4	5	6	7	8	9	AB	R	H	RBI	BB	SO	LOB	BOTTOM			
6 Chris Duffy, L OBP: 0.378, SLG: 0.395	G4-3		F9							2	2	0	0	2	0	1				
2 Jack Wilson, R OBP: 0.333, SLG: 0.424	G5-3									4	1	1	0	0	0	2				
12 Freddy Sanchez, R OBP: 0.281, SLG: 0.314	G4-3									3	0	0	0	0	0	2				
Jason Bay, R OBP: 0.378, SLG: 0.474										3	1	2	2	1	0	0				
35 Brad Eldred, R 55 Matt Capps, R Xavier Nady, R 45 Ian Snare, R 16 Salomon Torres, R 34 John Grabow, L										3	0	0	0	0	0	2				
25 Adam LaRoche, L OBP: 0.250, SLG: 0.257										4	0	1	0	0	2	5				
41 Ryan Doumit, S OBP: 0.375, SLG: 0.429										4	0	2	2	0	0	1				
José Bautista, R OBP: 0.309, SLG: 0.450										2	0	0	0	0	2	2				
Tony Armas, R 54 Jonah Bayliss, R Jose Castillo, R 13 Nate McLouth, L										1	0	0	0	0	1	1				
Inning Stats	R: 0 E: 0 K: 0 S: 8	H: 0 LOB: 0 BB: 0 P: 11	R: 0 E: 0 K: 0 S: 7	H: 1 LOB: 0 BB: 0 P: 7	R: 0 E: 0 K: 2 S: 11	H: 1 LOB: 1 BB: 0 P: 14	R: 0 E: 0 K: 0 S: 7	H: 0 LOB: 0 BB: 0 P: 11	R: 0 E: 0 K: 2 S: 12	H: 1 LOB: 1 BB: 0 P: 14	R: 2 E: 2 K: 2 S: 18	H: 2 LOB: 2 BB: 1 P: 28	R: 0 E: 0 K: 1 S: 5	H: 0 LOB: 0 BB: 0 P: 9	R: 3 E: 0 K: 2 S: 20	H: 2 LOB: 2 BB: 2 P: 36	1B: 6 2B: 1 3B: 0 HR: 0	SF: 0 SAC: 1 DP: 1 HBP: 1	WP: 0 PB: 0 SB: 0 CS: 0	PA: 35
PITCHER	IP WLS BF H R ER SO BB IBB HBP BLK WP HR S P ERA WHIP																			
51 Wandy Rodriguez, L	(1, 1) 7.0 L 28 5 3 3 3 7 2 0 0 0 0 0 0 0 0 71 101 3.86 1.000																			
Chad Qualls, R	(8, 1) 0.2 S 6 2 2 2 1 0 1 1 0 0 0 0 0 0 0 13 22 27.00 3.000																			
Stephen Randolph, L	(8, 1) 0.1 S 1 0 0 0 0 1 0 0 0 0 0 0 0 0 0 4 7 0.00 0.000																			

Houston Astros @ Pittsburgh Pirates
PNC Park, Pittsburgh, PA
Thu Apr 26 2007, 12:35 PM EDT
Att: 12,056 - Partly Cloudy - 58 F

AB	30
R	5
H	7
RBI	5
BB	3
SO	9
LOB	19



Batter	1	2	3	4	5	6	7	8	9	AB	R	H	RBI	BB	SO	LOB	TOP										
6 Ryan Freel, R OBP: 0.333, SLG: 0.320											5	0	0	0	0	1	3										
Scott Hatteberg, L OBP: 0.375, SLG: 0.448											4	0	2	0	0	0	0										
4 Brandon Phillips, R OBP: 0.310, SLG: 0.449											4	0	1	0	0	0	1										
33 Josh Hamilton, L OBP: 0.391, SLG: 0.673											4	0	1	0	0	0	2										
2 Alex Gonzalez, R OBP: 0.364, SLG: 0.493											4	0	2	0	0	0	3										
Adam Dunn, L OBP: 0.355, SLG: 0.500										4	1	1	1	0	3	2											
12 Edwin Encarnación, R OBP: 0.260, SLG: 0.188										3	0	0	0	0	0	1											
Javier Valentin, S OBP: 0.389, SLG: 0.345										3	0	2	0	1	0	0											
22 Eric Milton, L 35 Kirk Saarloos, R Ken Griffey Jr., L Kyle Lohse, R Victor Santos, R Jeff Conine, R										2	0	0	0	0	0	3											
Inning Stats	R: 0 E: 0 K: 1 S: 6	H: 0 LOB: 0 BB: 0 P: 9	R: 0 E: 1 K: 1 S: 18	H: 1 LOB: 3 BB: 1 P: 25	R: 0 E: 0 K: 0 S: 6	H: 1 LOB: 0 BB: 0 P: 11	R: 0 E: 0 K: 1 S: 8	H: 1 LOB: 1 BB: 0 P: 11	R: 0 E: 0 K: 0 S: 7	H: 0 LOB: 0 BB: 0 P: 12	R: 0 E: 0 K: 0 S: 9	H: 2 LOB: 1 BB: 0 P: 12	R: 0 E: 0 K: 1 S: 11	H: 1 LOB: 2 BB: 1 P: 20	R: 0 E: 0 K: 1 S: 9	H: 1 LOB: 1 BB: 0 P: 11	R: 1 E: 0 K: 0 S: 8	H: 2 LOB: 1 BB: 0 P: 11	1B: 7 2B: 2 3B: 0 HR: 1	SF: 0 SAC: 0 DP: 2 HBP: 0	WP: 0 PB: 0 SB: 0 CS: 0	PA: 37					
PITCHER	IP	WLS	BF	H	R	ER	SO	BB	IBB	HBP	BLK	WP	HR	S	P	ERA	WHIP										
45 Ian Snell, R ERA: 1.59	7.0	W	28	6	0	0	4	2	0	0	0	0	0	65	100	0.00	1.143										
Damaso Marte, L ERA: 1.13	1.0	H	4	1	0	0	1	0	0	0	0	0	0	9	11	0.00	1.000										
16 Salomon Torres, R ERA: 7.36	1.0	S	5	2	1	1	0	0	0	0	0	0	1	8	11	9.00	2.000										

Cincinnati Reds @ Pittsburgh Pirates
PNC Park, Pittsburgh, PA
Fri Apr 27 2007, 7:05 PM EDT
Att: 22,638 - Cloudy - 61 F

AB 34
R 1
H 9
RBI 1
BB 2
SO 5
LOB 16



Batter	1	2	3	4	5	6	7	8	9	AB	R	H	RBI	BB	SO	LOB	BOTTOM										
6 Chris Duffy, L OBP: 0.374, SLG: 0.388										4	1	1	0	0	0	2											
2 Jack Wilson, R OBP: 0.351, SLG: 0.443										3	1	2	0	1	0	0											
12 Freddy Sanchez, R OBP: 0.262, SLG: 0.291										4	0	0	0	0	1	4											
Jason Bay, R OBP: 0.372, SLG: 0.476										4	1	1	2	0	1	2											
35 Brad Eldred, R 16 Salomon Torres, R										4	0	2	0	0	0	1											
25 Adam LaRoche, L OBP: 0.261, SLG: 0.260										3	0	1	1	1	0	1											
José Bautista, R OBP: 0.306, SLG: 0.434										3	0	0	0	1	0	3											
26 Ronny Paulino, R OBP: 0.229, SLG: 0.279										4	0	2	0	0	1	3											
45 Ian Snell, R Damaso Marte, L										2	0	0	0	0	0	1											
13 Nate McLouth, L OBP: 0.348, SLG: 0.429										0	0	0	0	0	0	0											
Inning Stats	R: 3 E: 0 K: 1 S: 15	H: 4 LOB: 2 BB: 1 P: 24	R: 0 E: 0 K: 0 S: 6	H: 0 LOB: 0 BB: 0 P: 9	R: 0 E: 0 K: 0 S: 5	H: 0 LOB: 0 BB: 0 P: 8	R: 0 E: 0 K: 0 S: 9	H: 1 LOB: 2 BB: 1 P: 15	R: 0 E: 0 K: 2 S: 14	H: 1 LOB: 1 BB: 0 P: 22	R: 0 E: 0 K: 0 S: 11	H: 1 LOB: 1 BB: 0 P: 17	R: 0 E: 0 K: 0 S: 8	H: 1 LOB: 1 BB: 0 P: 13	R: 0 E: 0 K: 0 S: 10	H: 1 LOB: 1 BB: 1 P: 19	R: 0 E: 0 K: 0 S: 10	H: 1 LOB: 1 BB: 1 P: 19	1B: 7 2B: 2 3B: 0 HR: 0	SF: 0 SAC: 1 DP: 1 HBP: 0	WP: 1 PB: 0 SB: 1 CS: 0	PA: 35					
PITCHER	IP	WLS	BF	H	R	ER	SO	BB	IBB	HBP	BLK	WP	HR	S	P	ERA	WHIP										
22 Eric Milton, L ERA: 4.71	4.1	L	21	6	3	3	2	2	0	0	0	0	0	41	64	6.23	1.846										
35 Kirk Saarloos, R ERA: 4.76	1.2		6	1	0	0	1	0	0	0	0	0	0	19	31	0.00	0.600										
Victor Santos, R ERA: 2.38	2.0		8	2	0	0	0	1	0	0	0	0	0	18	32	0.00	1.500										

Cincinnati Reds @ Pittsburgh Pirates
PNC Park, Pittsburgh, PA
Fri Apr 27 2007, 7:05 PM EDT
Att: 22,638 - Cloudy - 61 F

AB 31
R 3
H 9
RBI 3
BB 3
SO 3
LOB 17



Batter	1	2	3	4	5	6	7	8	9	AB R H RBI BB SO LOB	TOP											
6 Ryan Freel, R (1, 8) OBP: 0.348, SLG: 0.329	G6-3			G3	4 1B 33 2B 1B		1-1 33 CS 1B		4-2 4 1B 1B HBP	4 2 2 0 0 0 0	Cincinnati Reds @ Pittsburgh Pirates PNC Park, Pittsburgh, PA Sat Apr 28 2007, 7:05 PM EDT Att: 29,514 - Overcast - 53 F											
4 Brandon Phillips, R (1, 4) OBP: 0.314, SLG: 0.447	G3-1			G6-3	33 2B BLK 1B		1-0 F9	2-2 1B	5 1 2 1 0 0 1													
33 Josh Hamilton, L (1, 9) OBP: 0.391, SLG: 0.661	K			4-2 2B BB	3-H BLK 2B		1-3 K	1-3 K	4 1 1 1 1 3 4													
Jeff Conine, R (1, 3) OBP: 0.333, SLG: 0.581		G6-3		3-1 1-H 2B	3-2 P6			2-2 12 WP 12 1B 2B	5 1 3 3 0 0 1													
2 Alex Gonzalez, R (1, 6) OBP: 0.354, SLG: 0.474	K			G5-3				0-2 F7	5 0 1 0 0 1 4													
Adam Dunn, L (1, 7) OBP: 0.357, SLG: 0.482 30 Norris Hopper, R (9, 7)	F8				4-2 26 1B 31 SH2 BB		1-1 G3-6-3 1B	4-0 26 G5-3 12 1B IBB	3 1 0 0 2 1 3 0 0 0 0 0 0 0													
12 Edwin Encarnación, R (1, 5) OBP: 0.272, SLG: 0.205			G5-3	2-3 K	1-1 26 1B 1B			1-2 1-2 2-H 1B	4 0 2 1 0 1 1													
26 David Ross, R (1, 2) OBP: 0.211, SLG: 0.231			K	1-2 6 1B 31 SH2 4 1B 1B	1-3 31 DI 1B			2-2 G5-3	4 1 2 0 0 1 2													
31 Matt Belisle, R (1, 1)			G4-3	0-1 SH2	1-2 F8			4-1 4 1B 6 HBP 1B BB	2 1 0 1 1 0 2													
Inning Stats	R: 0 E: 0 K: 1 S: 9	H: 0 LOB: 0 BB: 0 P: 13	R: 0 E: 0 K: 1 S: 5	H: 0 LOB: 0 BB: 0 P: 5	R: 0 E: 0 K: 1 S: 6	H: 0 LOB: 0 BB: 0 P: 10	R: 1 E: 0 K: 0 S: 10	H: 1 LOB: 1 BB: 1 P: 19	R: 4 E: 0 K: 1 S: 21	H: 4 LOB: 1 BB: 1 P: 33		R: 0 E: 0 K: 0 S: 10	H: 3 LOB: 2 BB: 0 P: 16	R: 0 E: 0 K: 1 S: 6	H: 1 LOB: 0 BB: 0 P: 9	R: 1 E: 0 K: 0 S: 17	H: 2 LOB: 1 BB: 1 P: 26	R: 2 E: 0 K: 2 S: 20	H: 2 LOB: 2 BB: 1 P: 35	1B: 10 2B: 3 3B: 0 HR: 0	SF: 0 SAC: 1 DP: 2 HBP: 1	WP: 1 PB: 0 SB: 1 CS: 1
PITCHER	IP WLS BF H R ER SO BB IBB HBP BLK WP HR S P ERA WHIP											PITCHER	IP WLS BF H R ER SO BB IBB HBP BLK WP HR S P ERA WHIP									
24 Tom Gorzelanny, L (1, 1) ERA: 3.06	6.0 L 27 8 5 5 4 2 0 0 0 1 0 0 61 96 7.50 1.667																					
37 John Wasdin, R (7, 1) ERA: 6.55	2.0 8 3 1 1 1 0 1 0 0 1 0 23 35 4.50 1.500																					
54 Jonah Bayliss, R (9, 1) ERA: 3.09	1.0 7 2 2 2 2 1 0 1 0 0 0 20 35 18.00 3.000																					

Batter	1	2	3	4	5	6	7	8	9	AB R H RBI BB SO LOB	BOTTOM											
6 Chris Duffy, L (1, 8) OBP: 0.368, SLG: 0.381	K			F8					G4-3	4 0 1 1 0 1 0	Cincinnati Reds @ Pittsburgh Pirates PNC Park, Pittsburgh, PA Sat Apr 28 2007, 7:05 PM EDT Att: 29,514 - Overcast - 53 F											
2 Jack Wilson, R (1, 6) OBP: 0.337, SLG: 0.424	F8			K				F9	L9	4 0 0 0 0 1 1												
12 Freddy Sanchez, R (1, 4) OBP: 0.262, SLG: 0.288	G6-3			F9				G5-4-3 1B	G4-3	4 0 1 0 0 0 0												
Jason Bay, R (1, 7) OBP: 0.361, SLG: 0.459		K		G5-3				G5-4-3 1-2 1B		3 0 0 0 0 1 1												
25 Adam LaRoche, L (1, 3) OBP: 0.264, SLG: 0.276		G4-3		G3				3-1 2B		3 0 1 0 0 0 0												
41 Ryan Doumit, S (1, 9) OBP: 0.273, SLG: 0.300		F8		F9				G3		3 0 0 0 0 0 1												
José Bautista, R (1, 5) OBP: 0.307, SLG: 0.430			P4					G6-3	26 G6-4-3 1B	3 0 1 0 0 0 0												
26 Ronny Paulino, R (1, 2) OBP: 0.233, SLG: 0.296			K					1-0 6 1B 2B	G6-4-3 1-2 1B	3 1 1 0 0 1 1												
24 Tom Gorzelanny, R (1, 1)			K					0-1 P6		1 0 0 0 0 1 0												
13 Nate McLouth, L (6, PH) 37 John Wasdin, R (7, 1) Don Kelly, L (8, PH) 54 Jonah Bayliss, R (9, 1)			K					F8		1 0 0 0 0 0 1 0 0 0 0 0 0 0 1 0 0 0 0 0 0 0 0 0 0 0 0 0												
Inning Stats	R: 0 E: 0 K: 1 S: 8	H: 0 LOB: 0 BB: 0 P: 10	R: 0 E: 0 K: 1 S: 6	H: 0 LOB: 0 BB: 0 P: 11	R: 0 E: 0 K: 2 S: 10	H: 0 LOB: 0 BB: 0 P: 15	R: 0 E: 0 K: 1 S: 8	H: 0 LOB: 0 BB: 0 P: 9	R: 0 E: 0 K: 0 S: 8	H: 2 LOB: 1 BB: 0 P: 11	R: 1 E: 0 K: 0 S: 10	H: 2 LOB: 1 BB: 0 P: 13	R: 0 E: 0 K: 0 S: 7	H: 2 LOB: 1 BB: 0 P: 10	R: 0 E: 0 K: 0 S: 4	H: 1 LOB: 0 BB: 0 P: 4	R: 0 E: 0 K: 0 S: 5	H: 0 LOB: 0 BB: 0 P: 8	1B: 3 2B: 2 3B: 0 HR: 0	SF: 0 SAC: 0 DP: 2 HBP: 0	WP: 0 PB: 0 SB: 0 CS: 0	PA: 30
PITCHER	IP WLS BF H R ER SO BB IBB HBP BLK WP HR S P ERA WHIP											PITCHER	IP WLS BF H R ER SO BB IBB HBP BLK WP HR S P ERA WHIP									
31 Matt Belisle, R (1, 1) ERA: 3.45	9.0 W 30 5 1 1 5 0 0 0 0 0 0 66 91 1.00 0.556																					



Batter	1	2	3	4	5	6	7	8	9	AB	R	H	RBI	BB	SO	LOB	TOP																							
12 Alfonso Soriano, R OBP: 0.308, SLG: 0.392	G6-3						K		F8	5	0	2	0	0	1	0	Chicago Cubs @ Pittsburgh Pirates PNC Park, Pittsburgh, PA Mon Apr 30 2007, 7:05 PM EDT Att: 11,437 - Clear - 72 F																							
2 Ryan Theriot, R OBP: 0.347, SLG: 0.328	L4	G5-3								2	0	0	0	3	0	2																								
25 Derrek Lee, R OBP: 0.468, SLG: 0.567										5	1	2	0	0	0	2																								
16 Aramis Ramirez, R OBP: 0.367, SLG: 0.556										4	0	2	1	0	0	4																								
19 Matt Murton, R OBP: 0.313, SLG: 0.295 43 Michael Wuerztz, R (8, 1)	G1-3									4	0	0	0	0	0	2																								
Michael Barrett, R OBP: 0.329, SLG: 0.461										0	0	0	0	0	0	0																								
Mark DeRosa, R OBP: 0.345, SLG: 0.520										4	0	1	0	0	1	1																								
17 Felix Pie, L OBP: 0.250, SLG: 0.419										4	0	0	0	0	0	1																								
53 Rich Hill, L OBP: 0.077, SLG: 0.154 Jacque Jones, L OBP: 0.337, SLG: 0.341										4	1	1	0	0	0	1																								
Inning Stats	R: 1 E: 0 K: 0 S: 13	H: 2 LOB: 1 BB: 0 P: 18	R: 1 E: 1 K: 1 S: 11	H: 3 LOB: 2 BB: 0 P: 18	R: 0 E: 0 K: 1 S: 10	H: 1 LOB: 1 BB: 0 P: 17	R: 0 E: 0 K: 1 S: 6	H: 0 LOB: 0 BB: 0 P: 11	R: 0 E: 0 K: 1 S: 11	H: 0 LOB: 0 BB: 1 P: 17	R: 0 E: 0 K: 0 S: 4	H: 0 LOB: 0 BB: 0 P: 6	R: 0 E: 0 K: 1 S: 11	H: 2 LOB: 3 BB: 1 P: 18	R: 0 E: 0 K: 0 S: 9	H: 1 LOB: 1 BB: 0 P: 11	R: 0 E: 0 K: 0 S: 7	H: 0 LOB: 1 BB: 1 P: 15	1B: 6 2B: 3 3B: 0 HR: 0	SF: 0 SAC: 0 DP: 0 HBP: 0	WP: 0 PB: 0 SB: 0 CS: 0	PA: 39																		
PITCHER	IP	WLS	BF	H	R	ER	SO	BB	IBB	HBP	BLK	WP	HR	S	P	ERA	WHIP	PITCHER				IP	WLS	BF	H	R	ER	SO	BB	IBB	HBP	BLK	WP	HR	S	P	ERA	WHIP		
57 Zach Duke, L ERA: 6.06	6.2		30	8	2	2	4	2	0	0	0	0	0	62	99	2.70	1.500					6.2		30	8	2	2	4	2	0	0	0	0	0	0	0	0	0	0	0
54 Jonah Bayliss, R ERA: 3.0	0.1	1	0	0	0	0	0	0	0	0	0	0	0	4	6	0.00	0.000					0.1	1	0	0	0	0	0	0	0	0	0	0	0	0	0	0	0	0	0
55 Matt Capps, R ERA: 0.63	1.0	W	4	1	0	0	0	0	0	0	0	0	0	9	11	0.00	1.000					1.0	W	4	1	0	0	0	0	0	0	0	0	0	0	0	0	0	0	0
16 Salomon Torres, R ERA: 6.75	1.0	S	4	0	0	0	0	1	0	0	0	0	0	7	15	0.00	1.000					1.0	S	4	0	0	0	0	0	0	0	0	0	0	0	0	0	0	0	0

AB 36
R 2
H 9
RBI 1
BB 3
SO 4
LOB 13



Batter	1	2	3	4	5	6	7	8	9	AB	R	H	RBI	BB	SO	LOB	BOTTOM																								
6 Chris Duffy, L OBP: 0.350, SLG: 0.352	F8									4	0	0	0	0	2	1	Chicago Cubs @ Pittsburgh Pirates PNC Park, Pittsburgh, PA Mon Apr 30 2007, 7:05 PM EDT Att: 11,437 - Clear - 72 F																								
2 Jack Wilson, R OBP: 0.330, SLG: 0.410	F7									4	0	1	0	0	0	0																									
12 Freddy Sanchez, R OBP: 0.260, SLG: 0.284										4	0	2	0	0	0	1																									
Jason Bay, R OBP: 0.362, SLG: 0.495										4	1	1	1	0	0	2																									
41 Ryan Doumit, S OBP: 0.474, SLG: 0.765										3	1	1	0	0	0	1																									
José Bautista, R OBP: 0.316, SLG: 0.435										2	1	0	0	1	0	2																									
25 Adam LaRoche, L OBP: 0.295, SLG: 0.265										3	0	1	1	0	2	2																									
26 Ronny Paulino, R OBP: 0.237, SLG: 0.311										3	0	1	1	0	0	2																									
57 Zach Duke, L OBP: 0.111, SLG: 0.111 54 Jonah Bayliss, R (7, PH)										2	0	0	0	0	1	0																									
35 Brad Eldred, R OBP: 0.143, SLG: 0.343 55 Matt Capps, R OBP: 1.000, SLG: 1.000 16 Salomon Torres, R (8, 1)										1	0	0	0	0	0	0																									
Inning Stats	R: 0 E: 0 K: 0 S: 9	H: 1 LOB: 1 BB: 0 P: 16	R: 0 E: 0 K: 1 S: 10	H: 0 LOB: 0 BB: 0 P: 19	R: 0 E: 0 K: 1 S: 7	H: 1 LOB: 1 BB: 0 P: 11	R: 0 E: 0 K: 0 S: 11	H: 2 LOB: 1 BB: 0 P: 12	R: 0 E: 0 K: 0 S: 7	H: 0 LOB: 0 BB: 0 P: 11	R: 0 E: 0 K: 0 S: 7	H: 1 LOB: 0 BB: 0 P: 10	R: 0 E: 0 K: 3 S: 13	H: 1 LOB: 1 BB: 1 P: 24	R: 0 E: 0 K: 0 S: 8	H: 1 LOB: 0 BB: 0 P: 9	R: 0 E: 0 K: 0 S: 8	H: 1 LOB: 0 BB: 0 P: 9	1B: 4 2B: 2 3B: 0 HR: 1	SF: 0 SAC: 0 DP: 1 HBP: 1	WP: 0 PB: 0 SB: 1 CS: 0	PA: 32																			
PITCHER	IP	WLS	BF	H	R	ER	SO	BB	IBB	HBP	BLK	WP	HR	S	P	ERA	WHIP	PITCHER				IP	WLS	BF	H	R	ER	SO	BB	IBB	HBP	BLK	WP	HR	S	P	ERA	WHIP			
53 Rich Hill, L ERA: 1.77	7.0		28	6	2	2	6	1	0	1	0	0	0	64	103	2.57	1.000					7.0		28	6	2	2	6	1	0	1	0	0	0	0	0	0	0	0		
43 Michael Wuerztz, R ERA: 1.32	1.0	L	4	1	1	1	0	0	0	0	0	0	1	8	9	9.00	1.000					1.0	L	4	1	1	1	0	0	0	0	0	0	0	0	0	0	0	0	0	0

AB 30
R 3
H 7
RBI 3
BB 1
SO 6
LOB 12



Batter	1	2	3	4	5	6	7	8	9	AB	R	H	RBI	BB	SO	LOB	TOP								
12 Alfonso Soriano, R OBP: 0.325, SLG: 0.456	1-1 HR		1-2 25 1B		0-0 F8		0-2 15 HR	0-2 F8		5	2	3	2	0	0	1	Chicago Cubs @ Pittsburgh Pirates PNC Park, Pittsburgh, PA Wed May 02 2007, 12:35 PM EDT Att: 13,082 - Cloudy - 81 F								
15 Cliff Floyd, L OBP: 0.302, SLG: 0.426 Bob Howry, L (7.1)	1-3 K		0-0 P6		0-1 P5		0-0 HR		1-1 25 1B	4	1	1	2	0	1	1									
13 Will Ohman, L (8.1)										0	0	0	0	0	0	0									
2 Ryan Theriot, R OBP: 0.356, SLG: 0.353										0	0	0	0	0	0	0									
25 Derrek Lee, R OBP: 0.483, SLG: 0.598	2-2 F8		2-0 16 G6-4-3		1-0 F8		3-1 HR		2-1 G5-3	5	0	4	1	0	0	0									
16 Aramis Ramirez, R OBP: 0.358, SLG: 0.529	1-1 P4		1-2 G6-4-3		0-2 G5-3		4-0 FC6-4		0-1 L9	4	0	0	0	1	0	4									
Michael Barrett, R OBP: 0.311, SLG: 0.432																									
Jacque Jones, L OBP: 0.362, SLG: 0.400																									
Mark DeRosa, R 46 Ryan Dempster, R (8.1)																									
Cesar Izturis, S OBP: 0.271, SLG: 0.278																									
30 Ted Lilly, L 57 Rocky Cherry, R 19 Matt Murton, R 17 Felix Pie, L																									
Inning Stats	R: 1 E: 0 K: 1 S: 12	H: 1 LOB: 0 BB: 0 P: 17	R: 1 E: 0 K: 2 S: 17	H: 2 LOB: 1 BB: 0 P: 24	R: 0 E: 0 K: 0 S: 8	H: 2 LOB: 1 BB: 0 P: 12	R: 0 E: 0 K: 0 S: 13	H: 0 LOB: 1 BB: 1 P: 23	R: 0 E: 0 K: 1 S: 7	H: 0 LOB: 0 BB: 0 P: 9	R: 0 E: 0 K: 0 S: 8	H: 1 LOB: 1 BB: 0 P: 11	R: 4 E: 0 K: 0 S: 14	H: 5 LOB: 2 BB: 1 P: 26	R: 1 E: 0 K: 0 S: 11	H: 2 LOB: 1 BB: 0 P: 16	R: 1 E: 0 K: 0 S: 11	H: 2 LOB: 2 BB: 1 P: 19	1B: 6 2B: 6 3B: 0 HR: 3	SF: 0 SAC: 0 DP: 1 HBP: 0	WP: 0 PB: 0 SB: 0 CS: 0	PA: 43			
PITCHER	IP WLS BF H R ER SO BB IBB HBP BLK WP HR S P ERA WHIP	IP WLS BF H R ER SO BB IBB HBP BLK WP HR S P ERA WHIP	IP WLS BF H R ER SO BB IBB HBP BLK WP HR S P ERA WHIP	IP WLS BF H R ER SO BB IBB HBP BLK WP HR S P ERA WHIP	IP WLS BF H R ER SO BB IBB HBP BLK WP HR S P ERA WHIP	IP WLS BF H R ER SO BB IBB HBP BLK WP HR S P ERA WHIP	IP WLS BF H R ER SO BB IBB HBP BLK WP HR S P ERA WHIP	IP WLS BF H R ER SO BB IBB HBP BLK WP HR S P ERA WHIP	IP WLS BF H R ER SO BB IBB HBP BLK WP HR S P ERA WHIP	IP WLS BF H R ER SO BB IBB HBP BLK WP HR S P ERA WHIP	IP WLS BF H R ER SO BB IBB HBP BLK WP HR S P ERA WHIP	IP WLS BF H R ER SO BB IBB HBP BLK WP HR S P ERA WHIP	IP WLS BF H R ER SO BB IBB HBP BLK WP HR S P ERA WHIP	IP WLS BF H R ER SO BB IBB HBP BLK WP HR S P ERA WHIP	IP WLS BF H R ER SO BB IBB HBP BLK WP HR S P ERA WHIP	IP WLS BF H R ER SO BB IBB HBP BLK WP HR S P ERA WHIP	IP WLS BF H R ER SO BB IBB HBP BLK WP HR S P ERA WHIP	IP WLS BF H R ER SO BB IBB HBP BLK WP HR S P ERA WHIP	IP WLS BF H R ER SO BB IBB HBP BLK WP HR S P ERA WHIP	IP WLS BF H R ER SO BB IBB HBP BLK WP HR S P ERA WHIP	IP WLS BF H R ER SO BB IBB HBP BLK WP HR S P ERA WHIP	IP WLS BF H R ER SO BB IBB HBP BLK WP HR S P ERA WHIP	IP WLS BF H R ER SO BB IBB HBP BLK WP HR S P ERA WHIP	IP WLS BF H R ER SO BB IBB HBP BLK WP HR S P ERA WHIP	IP WLS BF H R ER SO BB IBB HBP BLK WP HR S P ERA WHIP

AB	40
R	8
H	15
RBI	8
BB	3
SO	4
LOB	18



Batter	1	2	3	4	5	6	7	8	9	AB	R	H	RBI	BB	SO	LOB	BOTTOM								
6 Chris Duffy, L OBP: 0.355, SLG: 0.368	1-2 12 1B 41 BB 2 1B	SH1-4							0-1 2B	4	1	2	1	0	2	0	Chicago Cubs @ Pittsburgh Pirates PNC Park, Pittsburgh, PA Wed May 02 2007, 12:35 PM EDT Att: 13,082 - Cloudy - 81 F								
2 Jack Wilson, R OBP: 0.333, SLG: 0.413	0-0 41 BB 12 1B FC3-6	SF8							2-2 P3	4	1	2	1	0	1										
12 Freddy Sanchez, R OBP: 0.282, SLG: 0.306	0-0 41 BB E 1-2 2-3								1-2 G5-3	5	1	3	0	0	2										
Jason Bay, R OBP: 0.345, SLG: 0.469	0-3 K								2-3 K	5	0	0	0	0	4	6									
41 Ryan Doumit, S OBP: 0.478, SLG: 0.700	4-2 FC3-6 BB								2-1 F8	3	0	1	1	1	1	0									
José Bautista, R OBP: 0.313, SLG: 0.421	2-1 FC3-6								4-1 26 BLK	3	0	0	1	1	0	2									
25 Adam LaRoche, L OBP: 0.255, SLG: 0.264	0-0 G5-3								0-3 K	4	0	1	0	0	1	2									
26 Ronny Paulino, R OBP: 0.250, SLG: 0.359									1-2 SH1-4 2 SF8	4	2	2	1	0	0	3									
Tony Armas, R Jose Castillo, R 34 John Grabow, L 54 Jonah Bayliss, R John Wasdin, R 13 Nate McLouth, L									4-2 6 SH1-4	1	0	0	0	0	1	0									
Inning Stats	R: 3 E: 1 K: 1 S: 17	H: 3 LOB: 1 BB: 1 P: 24	R: 1 E: 0 K: 0 S: 9	H: 2 LOB: 2 BB: 0 P: 12	R: 0 E: 0 K: 1 S: 13	H: 0 LOB: 0 BB: 0 P: 15	R: 1 E: 0 K: 2 S: 12	H: 1 LOB: 0 BB: 0 P: 16	R: 0 E: 0 K: 1 S: 6	H: 1 LOB: 0 BB: 0 P: 6	R: 0 E: 0 K: 0 S: 14	H: 2 LOB: 2 BB: 0 P: 15	R: 0 E: 0 K: 2 S: 17	H: 1 LOB: 1 BB: 0 P: 26	R: 0 E: 0 K: 1 S: 10	H: 0 LOB: 1 BB: 1 P: 17		R: 1 E: 0 K: 1 S: 17	H: 1 LOB: 1 BB: 1 P: 26	1B: 9 2B: 1 3B: 0 HR: 1	SF: 1 SAC: 2 DP: 0 HBP: 0	WP: 0 PB: 0 SB: 0 CS: 1	PA: 40		
PITCHER	IP WLS BF H R ER SO BB IBB HBP BLK WP HR S P ERA WHIP	IP WLS BF H R ER SO BB IBB HBP BLK WP HR S P ERA WHIP	IP WLS BF H R ER SO BB IBB HBP BLK WP HR S P ERA WHIP	IP WLS BF H R ER SO BB IBB HBP BLK WP HR S P ERA WHIP	IP WLS BF H R ER SO BB IBB HBP BLK WP HR S P ERA WHIP	IP WLS BF H R ER SO BB IBB HBP BLK WP HR S P ERA WHIP	IP WLS BF H R ER SO BB IBB HBP BLK WP HR S P ERA WHIP	IP WLS BF H R ER SO BB IBB HBP BLK WP HR S P ERA WHIP	IP WLS BF H R ER SO BB IBB HBP BLK WP HR S P ERA WHIP	IP WLS BF H R ER SO BB IBB HBP BLK WP HR S P ERA WHIP	IP WLS BF H R ER SO BB IBB HBP BLK WP HR S P ERA WHIP	IP WLS BF H R ER SO BB IBB HBP BLK WP HR S P ERA WHIP	IP WLS BF H R ER SO BB IBB HBP BLK WP HR S P ERA WHIP	IP WLS BF H R ER SO BB IBB HBP BLK WP HR S P ERA WHIP	IP WLS BF H R ER SO BB IBB HBP BLK WP HR S P ERA WHIP	IP WLS BF H R ER SO BB IBB HBP BLK WP HR S P ERA WHIP	IP WLS BF H R ER SO BB IBB HBP BLK WP HR S P ERA WHIP	IP WLS BF H R ER SO BB IBB HBP BLK WP HR S P ERA WHIP	IP WLS BF H R ER SO BB IBB HBP BLK WP HR S P ERA WHIP	IP WLS BF H R ER SO BB IBB HBP BLK WP HR S P ERA WHIP	IP WLS BF H R ER SO BB IBB HBP BLK WP HR S P ERA WHIP	IP WLS BF H R ER SO BB IBB HBP BLK WP HR S P ERA WHIP	IP WLS BF H R ER SO BB IBB HBP BLK WP HR S P ERA WHIP	IP WLS BF H R ER SO BB IBB HBP BLK WP HR S P ERA WHIP	IP WLS BF H R ER SO BB IBB HBP BLK WP HR S P ERA WHIP



Batter	1	2	3	4	5	6	7	8	9	AB	R	H	RBI	BB	SO	LOB	TOP		
6 Chris Duffy, L (1, 8) OBP: 0.326, SLG: 0.337	1-2 G4-3		2-2 G5-3			1-0 G4-3		1-2 G3-1	1-1 G4-3	5	0	0	0	0	0	3			
2 Jack Wilson, R (1, 6) OBP: 0.326, SLG: 0.420	1-0 L6			2-2 12 F9 2B		1-2 G4-1		0-1 2B		4	0	2	0	0	0	0			
12 Freddy Sanchez, R (1, 4) OBP: 0.279, SLG: 0.313	1-3 K			0-0 F9			2-1 2B	1-1 L9		4	1	1	0	0	1	2			
Jason Bay, R (1, 7) OBP: 0.347, SLG: 0.472		1-3 K		0-2 F9			3-2 2B HR	2-0 F8		4	1	1	1	0	1	2			
41 Ryan Doumit, S (1, 3) OBP: 0.467, SLG: 0.741 25 Adam LaRoche, L (9, 3) OBP: 0.245, SLG: 0.253		3-2 G2-3 1B		1-1 G3			3-2 G5-3		3-1 26 G3 1B	4	0	2	0	0	0	2			
Xavier Nady, R (1, 9) OBP: 0.300, SLG: 0.431		2-2 G2-3			0-3 K		1-2 L3	0-2 F9		4	0	0	0	0	1	3			
José Bautista, R (1, 5) OBP: 0.321, SLG: 0.446		2-2 G6-3			4-1 26 G6-3 BB		1-1 HR	2-0 26 G3 1B		3	1	2	2	1	0	1			
26 Ronny Paulino, R (1, 2) OBP: 0.241, SLG: 0.376			2-3 K		1 SAFE 0-1 G6-3		1-0 HR	1-2 G3		4	1	1	1	0	1	3			
24 Tom Gorzelanny, R (1, 1) 55 Matt Capps, R (8, 1) 13 Nate McLouth, L (9, PH) 35 Brad Eldred, R (9, PH) 16 Salomon Torres, R (9, 1)			0-2 G3-1			0-2 G3	1-3 K	4-0 IBB		3	0	0	0	0	1	0			
Inning Stats	R: 0 E: 0 K: 1 S: 7	H: 0 LOB: 0 BB: 0 P: 10	R: 0 E: 0 K: 1 S: 17	H: 1 LOB: 1 BB: 0 P: 25	R: 0 E: 0 K: 1 S: 9	H: 0 LOB: 0 BB: 0 P: 13	R: 0 E: 0 K: 0 S: 11	H: 1 LOB: 1 BB: 0 P: 14	R: 0 E: 0 K: 1 S: 6	H: 0 LOB: 0 BB: 1 P: 10	R: 4 E: 0 K: 1 S: 17	H: 4 LOB: 0 BB: 0 P: 29	R: 0 E: 0 K: 0 S: 8	H: 1 LOB: 1 BB: 0 P: 12	R: 0 E: 0 K: 0 S: 11	H: 2 LOB: 3 BB: 1 P: 22	1B: 3 2B: 4 3B: 0 HR: 2	SF: 0 SAC: 0 DP: 1 HBP: 0	WP: 0 PA: 37 PB: 0 CS: 0
PITCHER	IP WLS BF H R ER SO BB IBB HBP BLK WP HR S P ERA WHIP	IP WLS BF H R ER SO BB IBB HBP BLK WP HR S P ERA WHIP	IP WLS BF H R ER SO BB IBB HBP BLK WP HR S P ERA WHIP	IP WLS BF H R ER SO BB IBB HBP BLK WP HR S P ERA WHIP	IP WLS BF H R ER SO BB IBB HBP BLK WP HR S P ERA WHIP	IP WLS BF H R ER SO BB IBB HBP BLK WP HR S P ERA WHIP	IP WLS BF H R ER SO BB IBB HBP BLK WP HR S P ERA WHIP	IP WLS BF H R ER SO BB IBB HBP BLK WP HR S P ERA WHIP	IP WLS BF H R ER SO BB IBB HBP BLK WP HR S P ERA WHIP	IP WLS BF H R ER SO BB IBB HBP BLK WP HR S P ERA WHIP	IP WLS BF H R ER SO BB IBB HBP BLK WP HR S P ERA WHIP	IP WLS BF H R ER SO BB IBB HBP BLK WP HR S P ERA WHIP	IP WLS BF H R ER SO BB IBB HBP BLK WP HR S P ERA WHIP	IP WLS BF H R ER SO BB IBB HBP BLK WP HR S P ERA WHIP	IP WLS BF H R ER SO BB IBB HBP BLK WP HR S P ERA WHIP	IP WLS BF H R ER SO BB IBB HBP BLK WP HR S P ERA WHIP	IP WLS BF H R ER SO BB IBB HBP BLK WP HR S P ERA WHIP	IP WLS BF H R ER SO BB IBB HBP BLK WP HR S P ERA WHIP	IP WLS BF H R ER SO BB IBB HBP BLK WP HR S P ERA WHIP

Pittsburgh Pirates @ Milwaukee Brewers
Miller Park, Milwaukee, WI
Thu May 03 2007, 7:05 PM CDT
Att: 15,602 - Roof Closed - 64 F

AB 35
R 4
H 9
RBI 4
BB 2
SO 5
LOB 16



Batter	1	2	3	4	5	6	7	8	9	AB	R	H	RBI	BB	SO	LOB	BOTTOM				
23 Rickie Weeks Jr., R (1, 4) OBP: 0.331, SLG: 0.481	4-0 BB		2-1 P6		0-0 G4-3		1-2 F9			3	0	0	0	1	0	1					
7 J.J. Hardy, R (1, 6) OBP: 0.373, SLG: 0.553	1-3 K		4-1 28 1B 2 CS BB			1-0 28 F9 2 WP 2B		1-3 K		3	1	1	0	1	2	1					
28 Prince Fielder, L (1, 3) OBP: 0.362, SLG: 0.500	1-1 F9		2-2 1-3 2-H 1B			1-0 F9		2-2 F8		4	0	1	1	0	0	2					
2 Bill Hall, R (1, 8) OBP: 0.348, SLG: 0.459	1-2 K		0-1 CS		0-0 G4-3 WP FC6-2 1B		4-2 1B BB	0-0 F7		3	0	1	0	1	1	1					
Johnny Estrada, S (1, 2) OBP: 0.322, SLG: 0.419		1-0 G5-3		1-0 G4-3			0-0 F7		1-2 G3	4	0	0	0	0	0	2					
Kevin Mench, R (1, 7) OBP: 0.321, SLG: 0.487		1-1 F8		1-2 FC6-2			1-2 1B		1-2 G6-3	4	0	1	0	0	0	1					
1 Corey Hart, R (1, 9) OBP: 0.333, SLG: 0.377 Geoff Jenkins, L (9, PH) OBP: 0.393, SLG: 0.590		1-2 F8		3-H F9			2-3 K		4-1 9 DI BB	3	0	0	0	0	1	3					
9 Tony Graffanino, R (1, 5) OBP: 0.314, SLG: 0.290			2-2 F8		1-0 31 CS 1B		0-1 F8		3-2 G5-3	4	0	1	0	0	0	1					
31 Dave Bush, R (1, 1) OBP: 0.308, SLG: 0.417 22 Tony Gwynn Jr., L (7, PH) OBP: 0.400, SLG: 0.318 50 Chris Spurling, R (8, 1) Brian Shouse, L (9, 1)			1-1 28 1B 2B		0-2 G2-3		0-0 B1			2	1	1	0	0	0	1					
Inning Stats	R: 0 E: 0 K: 2 S: 8	H: 0 LOB: 1 BB: 1 P: 15	R: 0 E: 0 K: 0 S: 6	H: 0 LOB: 0 BB: 0 P: 9	R: 1 E: 0 K: 0 S: 14	H: 2 LOB: 1 BB: 1 P: 25	R: 0 E: 0 K: 0 S: 6	H: 1 LOB: 1 BB: 0 P: 9	R: 0 E: 0 K: 0 S: 5	H: 1 LOB: 0 BB: 0 P: 6	R: 1 E: 0 K: 1 S: 12	H: 2 LOB: 2 BB: 1 P: 21	R: 0 E: 0 K: 0 S: 6	H: 0 LOB: 0 BB: 0 P: 7	R: 0 E: 0 K: 1 S: 8	H: 0 LOB: 0 BB: 0 P: 11	R: 0 E: 0 K: 0 S: 10	H: 0 LOB: 1 BB: 1 P: 19	1B: 4 2B: 2 3B: 0 HR: 0	SF: 0 SAC: 0 DP: 0 HBP: 0	WP: 2 PA: 36 PB: 0 CS: 2
PITCHER	IP WLS BF H R ER SO BB IBB HBP BLK WP HR S P ERA WHIP	IP WLS BF H R ER SO BB IBB HBP BLK WP HR S P ERA WHIP	IP WLS BF H R ER SO BB IBB HBP BLK WP HR S P ERA WHIP	IP WLS BF H R ER SO BB IBB HBP BLK WP HR S P ERA WHIP	IP WLS BF H R ER SO BB IBB HBP BLK WP HR S P ERA WHIP	IP WLS BF H R ER SO BB IBB HBP BLK WP HR S P ERA WHIP	IP WLS BF H R ER SO BB IBB HBP BLK WP HR S P ERA WHIP	IP WLS BF H R ER SO BB IBB HBP BLK WP HR S P ERA WHIP	IP WLS BF H R ER SO BB IBB HBP BLK WP HR S P ERA WHIP	IP WLS BF H R ER SO BB IBB HBP BLK WP HR S P ERA WHIP	IP WLS BF H R ER SO BB IBB HBP BLK WP HR S P ERA WHIP	IP WLS BF H R ER SO BB IBB HBP BLK WP HR S P ERA WHIP	IP WLS BF H R ER SO BB IBB HBP BLK WP HR S P ERA WHIP	IP WLS BF H R ER SO BB IBB HBP BLK WP HR S P ERA WHIP	IP WLS BF H R ER SO BB IBB HBP BLK WP HR S P ERA WHIP	IP WLS BF H R ER SO BB IBB HBP BLK WP HR S P ERA WHIP	IP WLS BF H R ER SO BB IBB HBP BLK WP HR S P ERA WHIP	IP WLS BF H R ER SO BB IBB HBP BLK WP HR S P ERA WHIP	IP WLS BF H R ER SO BB IBB HBP BLK WP HR S P ERA WHIP		

Pittsburgh Pirates @ Milwaukee Brewers
Miller Park, Milwaukee, WI
Thu May 03 2007, 7:05 PM CDT
Att: 15,602 - Roof Closed - 64 F

AB 31
R 2
H 6
RBI 1
BB 4
SO 4
LOB 13



Batter	1	2	3	4	5	6	7	8	9	10	11	12	13	14	15	AB	R	H	RBI	BB	SO	LOB	TOP	
6 Chris Duffy, L OBP: 0.305, SLG: 0.339 41 Ryan Doumit, S OBP: 0.500, SLG: 0.730	L9		G4-3				FC6-5		12 W2 2 SF9 1B		K2-3		G5-3		HBP	4	0	1	0	0	0	1		
2 Jack Wilson, R OBP: 0.305, SLG: 0.382	P3		F7				F8		SF9		G5-3		G4-3		SF7	6	0	0	2	0	0	3		
12 Freddy Sanchez, R OBP: 0.287, SLG: 0.310	L7		P3						G4-3				G4-3		G5-3	7	0	1	0	1	0	4		
Jason Bay, R OBP: 0.348, SLG: 0.452																7	1	3	0	0	0	1		
Xavier Nady, R OBP: 0.326, SLG: 0.475																6	1	4	0	1	1	1		
25 Adam LaRoche, L OBP: 0.280, SLG: 0.290																5	0	1	0	2	2	6		
26 Ronny Paulino, R OBP: 0.245, SLG: 0.314																7	1	2	2	0	0	8		
José Bautista, R OBP: 0.320, SLG: 0.404																4	0	1	0	2	1	3		
41 Ian Snell, R OBP: 0.287, SLG: 0.310																7	1	2	2	0	0	8		
57 Rocky Cherry, R ERA: 4.26																4	0	1	0	2	1	3		
47 Scott Eyre, L ERA: 3.49																4	0	1	0	2	1	3		
48 Neal Cotts, L ERA: 0.77																4	0	1	0	2	1	3		
Inning Stats	R: 0 E: 0 K: 0 S: 6	H: 0 LOB: 0 BB: 0 P: 10	R: 1 E: 0 K: 2 S: 15	H: 2 LOB: 1 BB: 1 P: 20	R: 0 E: 0 K: 0 S: 6	H: 0 LOB: 0 BB: 0 P: 9	R: 1 E: 0 K: 1 S: 11	H: 2 LOB: 1 BB: 0 P: 17	R: 0 E: 0 K: 0 S: 14	H: 1 LOB: 1 BB: 0 P: 17	R: 0 E: 0 K: 0 S: 14	H: 1 LOB: 2 BB: 1 P: 21	R: 0 E: 1 K: 1 S: 13	H: 1 LOB: 2 BB: 2 P: 24	R: 0 E: 0 K: 0 S: 10	H: 0 LOB: 0 BB: 0 P: 7	R: 0 E: 0 K: 0 S: 10	H: 1 LOB: 1 BB: 0 P: 15	R: 1 E: 0 K: 1 S: 12	H: 1 LOB: 2 BB: 0 P: 20	1B: 10 2B: 4 3B: 0 HR: 0	SF: 2 SAC: 2 DP: 2 HBP: 1	WP: 1 PB: 0 SB: 1 CS: 0	PA: 66
PITCHER	IP: 7.0 WLS: 1.0 BF: 29 ERA: 2.78																							
30 Ted Lilly, L ERA: 2.78																								
Bob Howry, R ERA: 2.57																								
46 Ryan Dempster, R ERA: 2.5																								
43 Michael Wuerz, R ERA: 1.84																								
13 Will Ohman, L ERA: 3.86																								

Pittsburgh Pirates @ Chicago Cubs
Wrigley Field, Chicago, IL
Tue May 08 2007, 7:05 PM CDT
Att: 39,708 - Clear - 69 F

AB 53
R 4
H 14
RBI 4
BB 8
SO 7
LOB 35

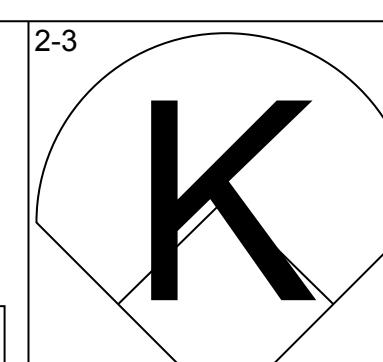
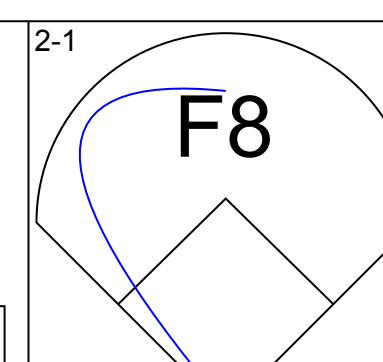
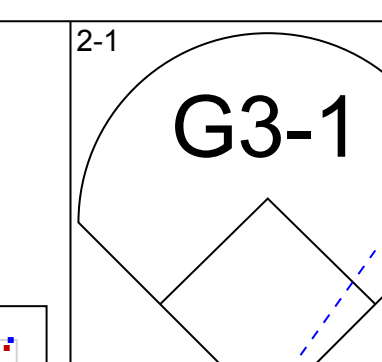
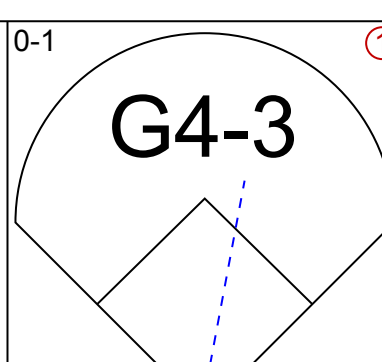
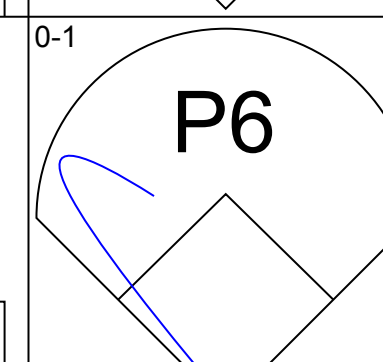
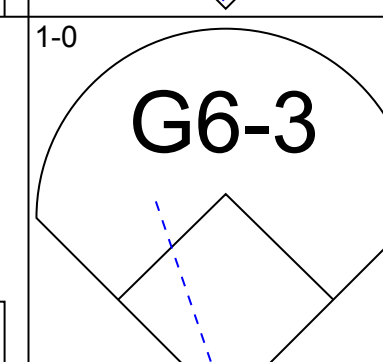
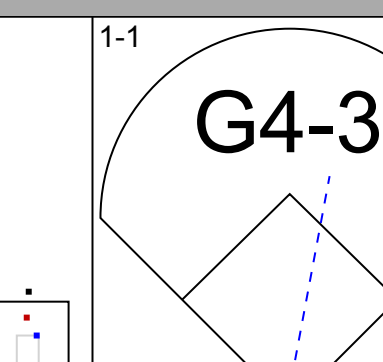
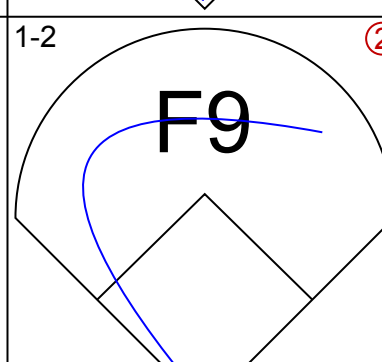
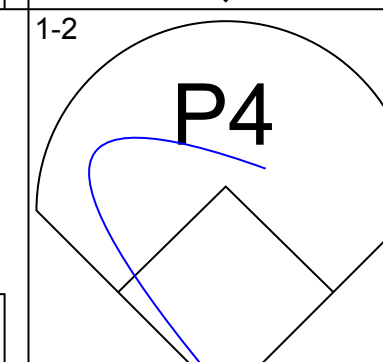
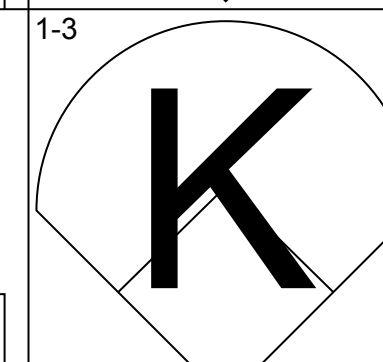
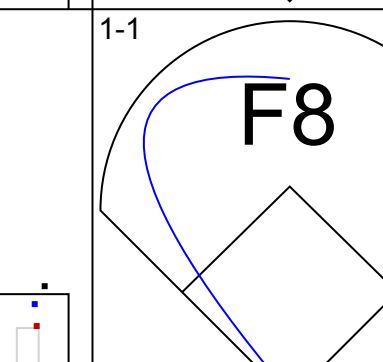
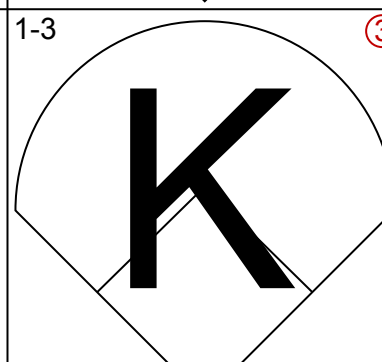
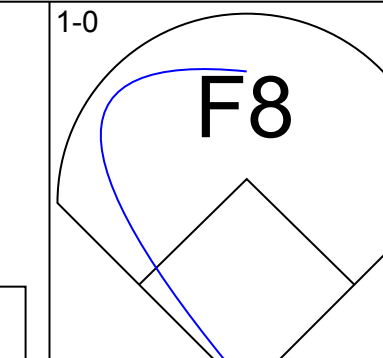
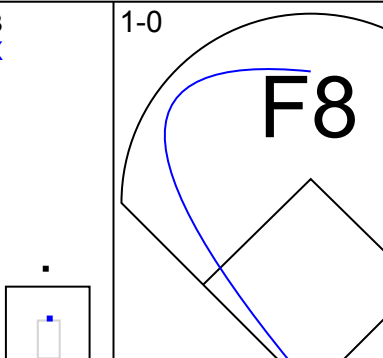
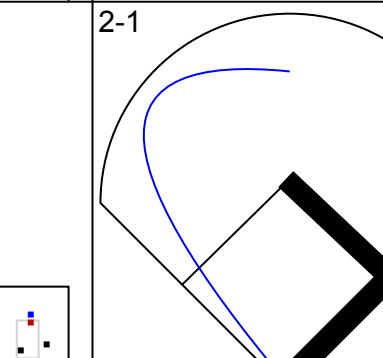
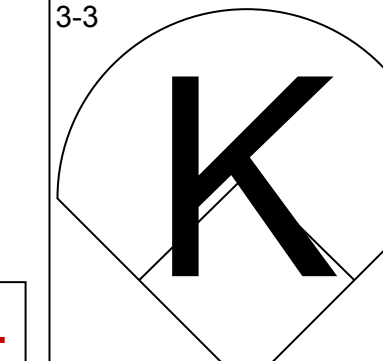
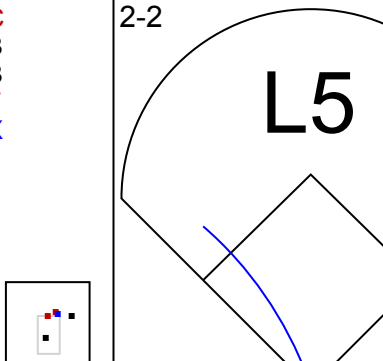
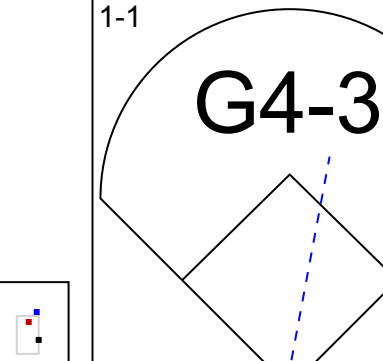
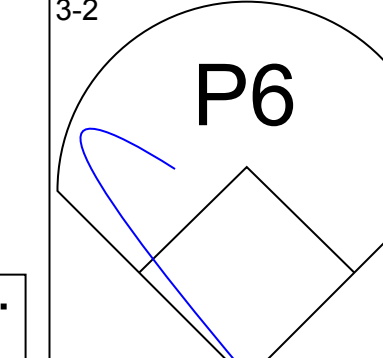
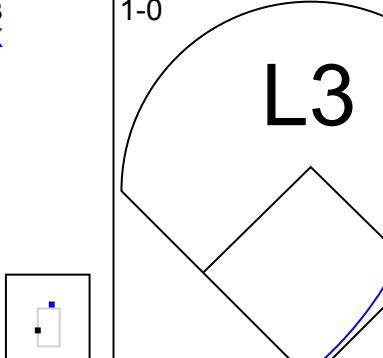
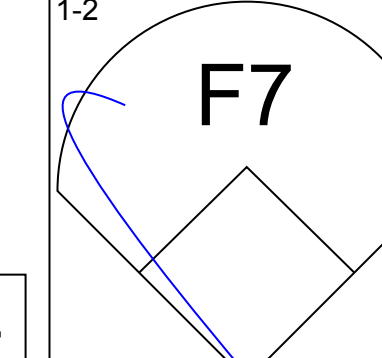
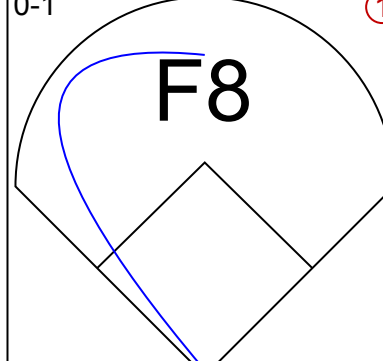
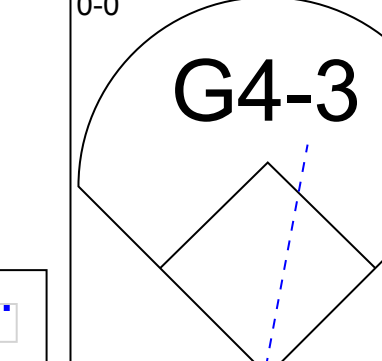
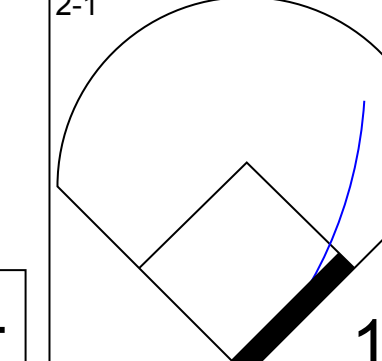
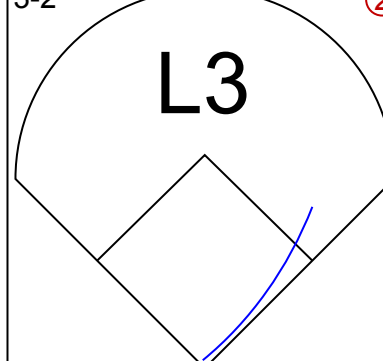
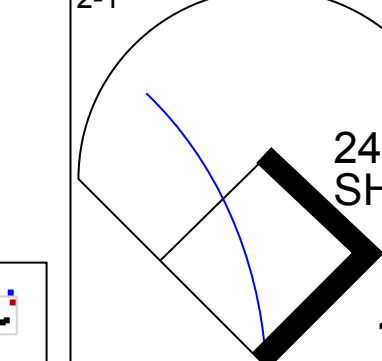
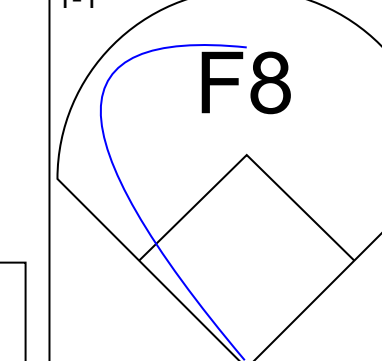

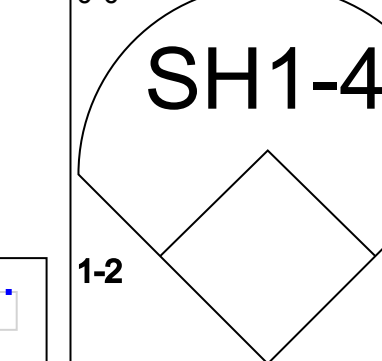
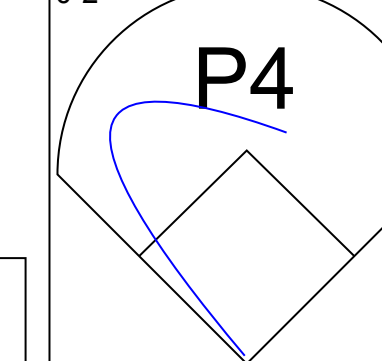


Batter	1	2	3	4	5	6	7	8	9	10	11	12	13	14	15	AB	R	H	RBI	BB	SO	LOB	BOTTOM							
12 Alfonso Soriano, R OBP: 0.345, SLG: 0.486	G4-3 1B															6	1	3	1	0	1	1								
2 Ryan Theriot, R OBP: 0.385, SLG: 0.379	G4-3															7	0	3	2	0	1	3								
25 Derek Lee, R OBP: 0.479, SLG: 0.585	F8															7	0	1	0	0	1	5								
16 Aramis Ramirez, R OBP: 0.347, SLG: 0.505	F9															6	0	1	0	1	2	2								
15 Cliff Floyd, L OBP: 0.329, SLG: 0.412																3	0	0	0	0	2	0								
17 Felix Pie, L OBP: 0.240, SLG: 0.388																0	0	0	0	0	0	0								
19 Matt Murton, R OBP: 0.317, SLG: 0.327																3	0	0	0	0	0	4								
Michael Barrett, R OBP: 0.298, SLG: 0.379																5	0	2	0	1	2	0								
Jacque Jones, L OBP: 0.347, SLG: 0.383																6	0	0	0	0	2	5								
Cesar Izturis, S OBP: 0.289, SLG: 0.279	G4-3															6	1	1	0	0	0	1								
30 Ted Lilly, L ERA: 2.78																7	1	1	0	0	0	0								
32 Doug Mientz, L ERA: 3.79																1	1	1	0	0	0	0								
44 Ryan Dempster, R ERA: 2.5																0	0	0	0	0	0	0								
43 Michael Wuerz, R ERA: 1.84																0	0	0	0	0	0	0								
47 Scott Eyre, L ERA: 3.49																0	0	0	0	0	0	0								
48 Neal Cotts, L ERA: 0.77																0	0	0	0	0	0	0								
Inning Stats	R: 0 E: 0 K: 0 S: 8	H: 1 LOB: 1 BB: 0 P: 12	R: 0 E: 0 K: 1 S: 8	H: 1 LOB: 1 BB: 0 P: 11	R: 0 E: 0 K: 1 S: 12	H: 0 LOB: 0 BB: 0 P: 18	R: 0 E: 0 K: 0 S: 8	H: 0 LOB: 0 BB: 0 P: 12	R: 0 E: 0 K: 0 S: 11	H: 3 LOB: 2 BB: 0 P: 14	R: 0 E: 0 K: 0 S: 8	H: 0 LOB: 0 BB: 0 P: 10	R: 1 E: 1 K: 0 S: 9	H: 2 LOB: 1 BB: 0 P: 15	R: 0 E: 0 K: 0 S: 10	H: 2 LOB: 2 BB: 1 P: 20	R: 0 E: 0 K: 0 S: 7	H: 0 LOB: 0 BB: 0 P: 9	R: 0 E: 0 K: 0 S: 8	H: 1 LOB: 1 BB: 1 P: 16	R: 0 E: 0 K: 2 S: 8	H: 0 LOB: 0 BB: 0 P: 12	R: 0 E: 0 K: 1 S: 7	H: 1 LOB: 1 BB: 0 P: 18	R: 0 E: 0 K: 1 S: 7	H: 0 LOB: 0 BB: 0 P: 8	1B: 13 2B: 3 3B: 0 HR: 0	SF: 0 SAC: 0 DP: 3 HBP: 1	WP: 0 PB: 0 SB: 0 CS: 1	PA: 58
PITCHER	IP: 7.0 WLS: 1.0 BF: 31 ERA: 2.35																													
Damaso Marte, L ERA: 0.79																														
55 Matt Capps, R ERA: 2.0																														
Shawn Chacon, R ERA: 3.24																														
54 Jonah Bayliss, R ERA: 6.11																														

Pittsburgh Pirates @ Chicago Cubs
Wrigley Field, Chicago, IL
Tue May 08 2007, 7:05 PM CDT
Att: 39,708 - Clear - 69 F

AB 55
R 3
H 14
RBI 3
BB 12
SO 2
LOB 22

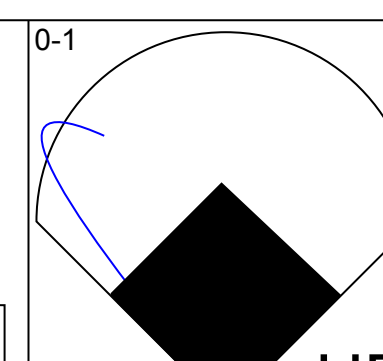
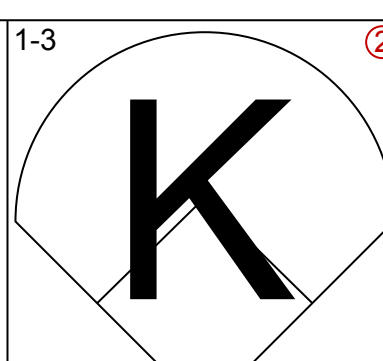
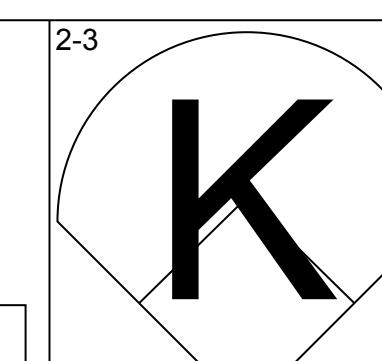
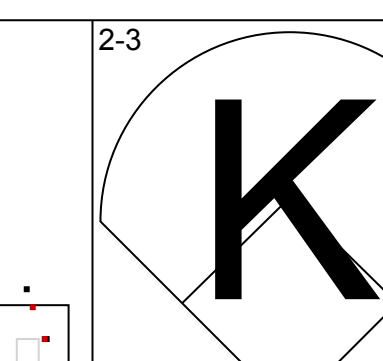
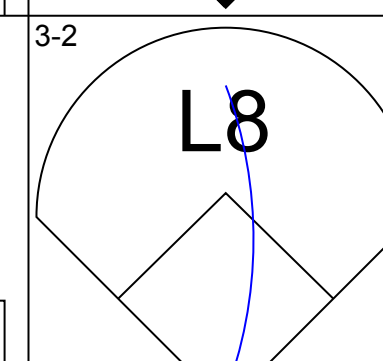
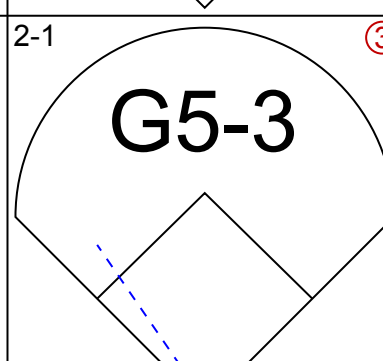
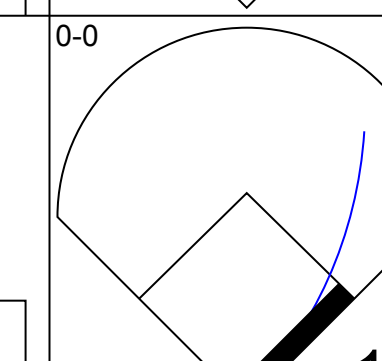
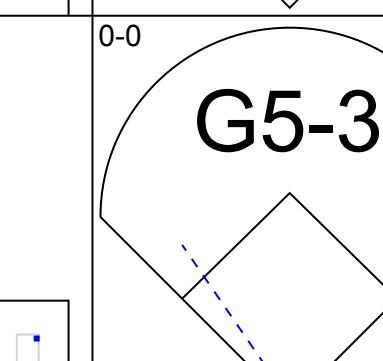
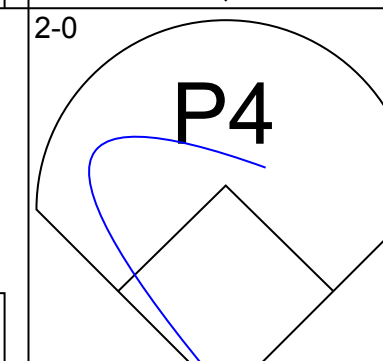
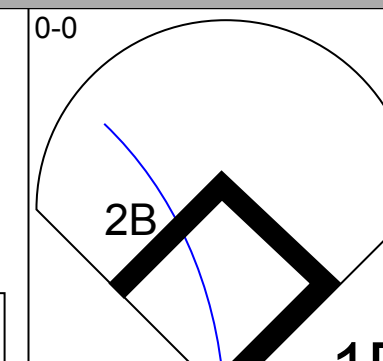
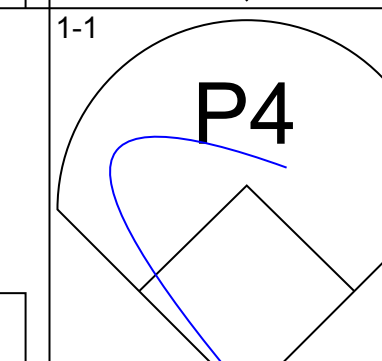
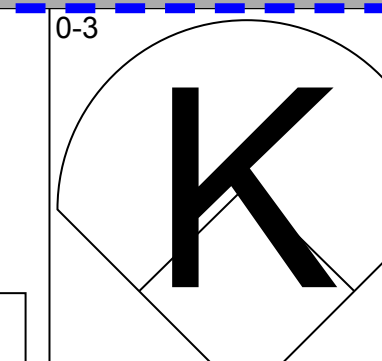
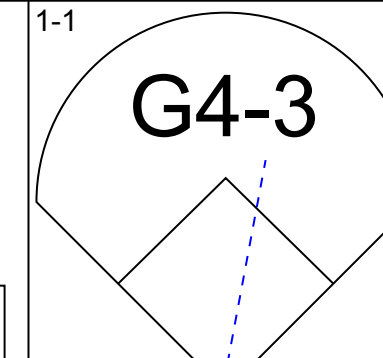
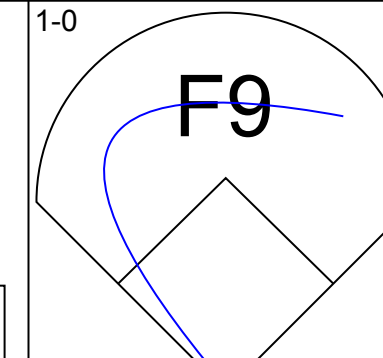
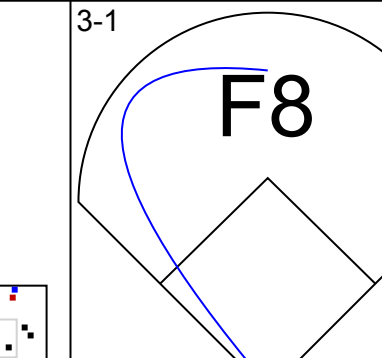
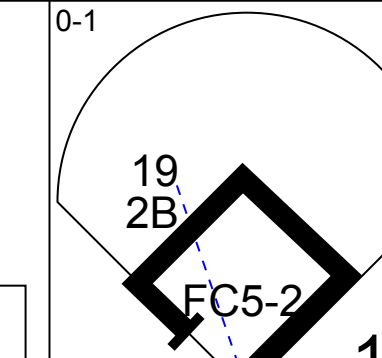
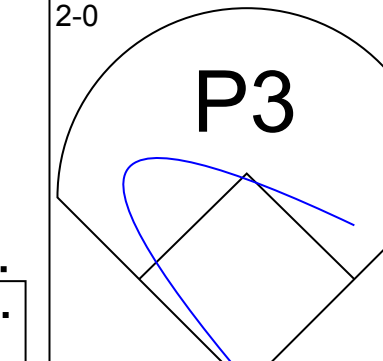
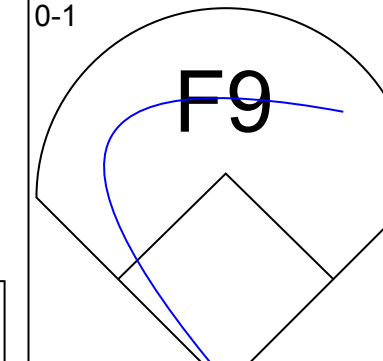
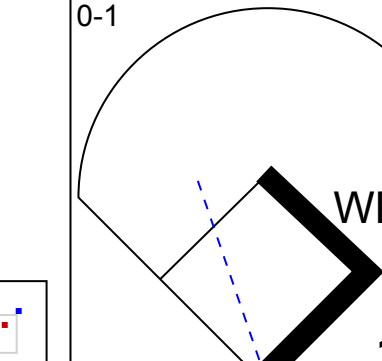
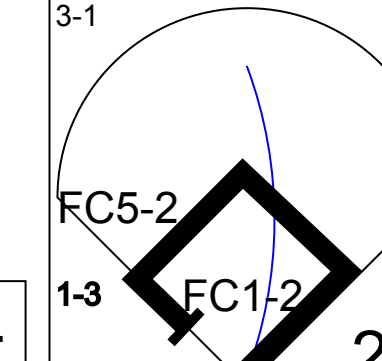
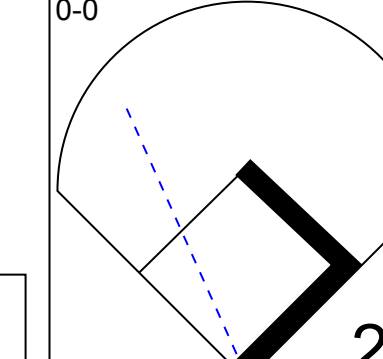
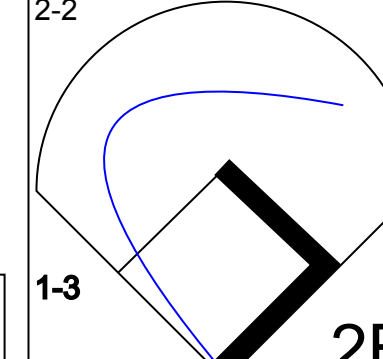
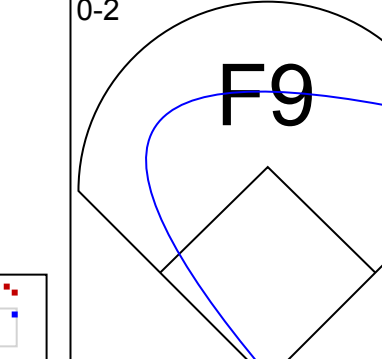
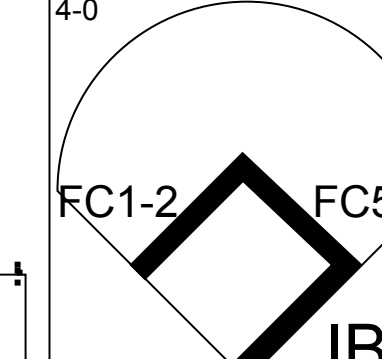
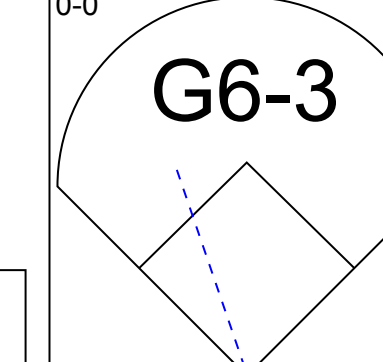
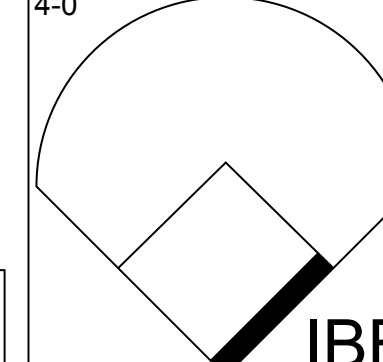
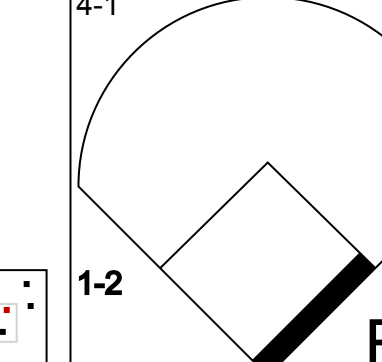
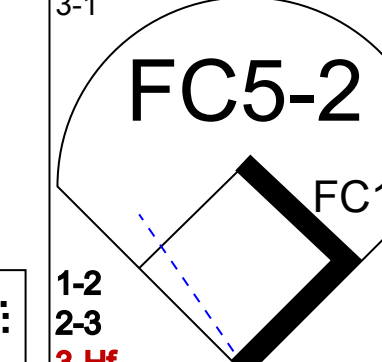
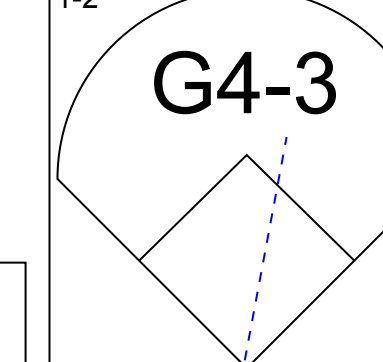
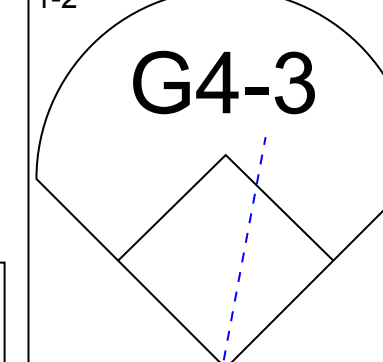
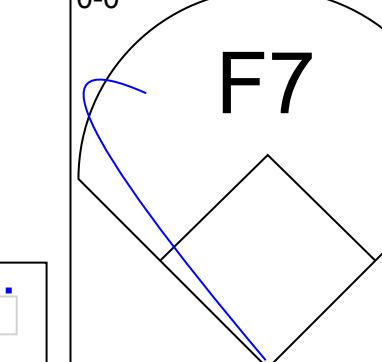
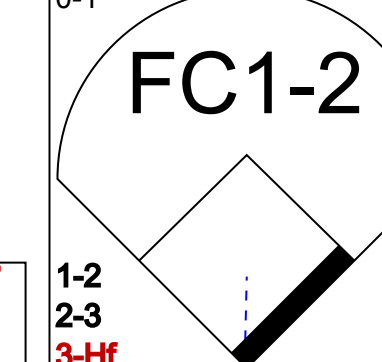
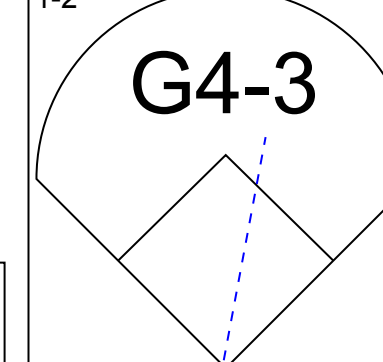
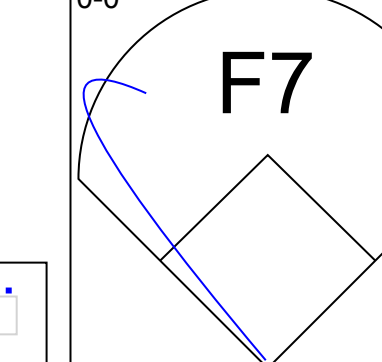
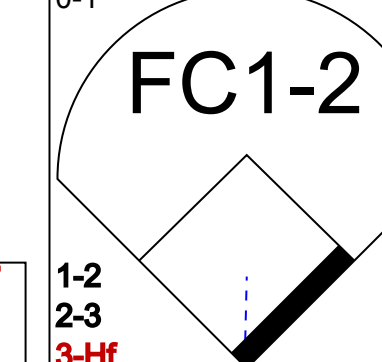
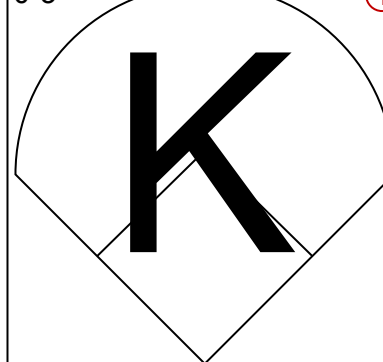

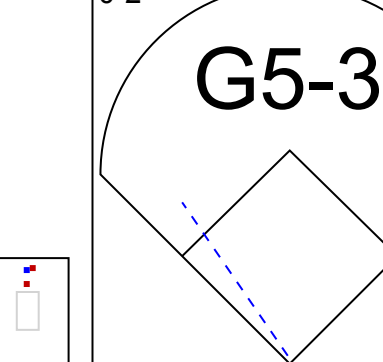


Batter	1	2	3	4	5	6	7	8	9	AB	R	H	RBI	BB	SO	LOB	TOP					
6 Chris Duffy, L (1, 8) OBP: 0.299, SLG: 0.328										4	0	0	0	0	1	1						
12 Freddy Sanchez, R (1, 4) OBP: 0.277, SLG: 0.288										4	0	0	0	0	0	0						
Jason Bay, R (1, 7) OBP: 0.338, SLG: 0.438										4	0	0	0	0	2	0						
41 Ryan Doumit, S (1, 2)										3	0	1	0	0	0	0						
Xavier Nady, R (1, 9) OBP: 0.315, SLG: 0.458										3	0	0	0	0	1	1						
25 Adam LaRoche, L (1, 3) OBP: 0.273, SLG: 0.282										3	0	0	0	0	0	0						
José Bautista, R (1, 5)										3	0	1	0	0	0	0						
Don Kelly, L (1, 6) OBP: 0.318, SLG: 0.167										3	0	1	0	0	0	1						
24 Tom Gorzelanny, R (1, 1)										1	0	0	0	0	1	0						
35 Brad Eldred, R (8, PH) OBP: 0.158, SLG: 0.324										1	0	0	0	0	0	1						
Shawn Chacon, R (8, 1)										0	0	0	0	0	0	0						
34 John Grabow, L (8, 1)										0	0	0	0	0	0	0						
Inning Stats	R: 0 E: 0 K: 1 S: 9	H: 0 LOB: 0 BB: 0 P: 12	R: 0 E: 0 K: 1 S: 10	H: 0 LOB: 0 BB: 0 P: 17	R: 0 E: 0 K: 1 S: 9	H: 0 LOB: 0 BB: 0 P: 13	R: 0 E: 0 K: 1 S: 6	H: 0 LOB: 0 BB: 0 P: 10	R: 0 E: 0 K: 0 S: 5	H: 0 LOB: 0 BB: 0 P: 9	R: 0 E: 0 K: 0 S: 6	H: 1 LOB: 1 BB: 0 P: 10	R: 0 E: 0 K: 0 S: 8	H: 1 LOB: 1 BB: 0 P: 13	R: 0 E: 0 K: 0 S: 12	H: 1 LOB: 1 BB: 0 P: 16	R: 0 E: 0 K: 1 S: 8	H: 0 LOB: 0 BB: 0 P: 10	1B: 2 2B: 1 3B: 0 HR: 0	SF: 0 SAC: 1 DP: 0 HBP: 0	WP: 0 PB: 0 SB: 0 CS: 0	PA: 30
PITCHER Jason Marquis, R (1, 1) ERA: 1.7	IP: 9.0 WLS: W BF: 30 H: 3 R: 0 ER: 0 SO: 5 BB: 0 IBB: 0 HBP: 0 BLK: 0 WP: 0 HR: 0 S: 73 P: 110 ERA: 0.00 WHIP: 0.333															PITCHER	IP: 9.0 WLS: W BF: 30 H: 3 R: 0 ER: 0 SO: 5 BB: 0 IBB: 0 HBP: 0 BLK: 0 WP: 0 HR: 0 S: 73 P: 110 ERA: 0.00 WHIP: 0.333					

Pittsburgh Pirates @ Chicago Cubs
Wrigley Field, Chicago, IL
Wed May 09 2007, 7:05 PM CDT
Att: 40,264 - Clear - 68 F

AB 29
R 0
H 3
RBI 0
BB 0
SO 5
LOB 4



Batter	1	2	3	4	5	6	7	8	9	AB	R	H	RBI	BB	SO	LOB	BOTTOM					
12 Alfonso Soriano, R (1, 7) OBP: 0.342, SLG: 0.505										4	1	1	1	0	3	0						
2 Ryan Theriot, R (1, 6) OBP: 0.380, SLG: 0.374										4	0	1	0	0	0	0						
25 Derrek Lee, R (1, 3) OBP: 0.473, SLG: 0.575										4	0	1	0	0	1	1						
16 Aramis Ramirez, R (1, 5) OBP: 0.344, SLG: 0.495										4	0	1	0	0	0	1						
19 Matt Murton, R (1, 9) OBP: 0.328, SLG: 0.356										4	0	2	0	0	0	1						
Michael Barrett, R (1, 2) OBP: 0.314, SLG: 0.406										3	0	2	0	1	0	1						
Mark DeRosa, R (1, 4) OBP: 0.350, SLG: 0.478										2	0	0	0	2	0	4						
Jacque Jones, L (1, 8) OBP: 0.336, SLG: 0.369										4	0	0	0	0	0	9						
17 Felix Pie, L (9, 8) OBP: 0.240, SLG: 0.388										0	0	0	0	0	0	0						
Jason Marquis, L (1, 1) OBP: 0.190, SLG: 0.250										3	0	0	0	0	2	0						
Inning Stats	R: 1 E: 0 K: 0 S: 9	H: 1 LOB: 0 BB: 0 P: 15	R: 0 E: 0 K: 0 S: 6	H: 1 LOB: 0 BB: 0 P: 9	R: 0 E: 0 K: 2 S: 8	H: 0 LOB: 0 BB: 0 P: 11	R: 0 E: 0 K: 0 S: 10	H: 2 LOB: 3 BB: 1 P: 18	R: 0 E: 0 K: 0 S: 9	H: 1 LOB: 1 BB: 0 P: 12	R: 0 E: 0 K: 0 S: 9	H: 1 LOB: 2 BB: 1 P: 16	R: 0 E: 0 K: 1 S: 7	H: 0 LOB: 0 BB: 0 P: 9	R: 0 E: 0 K: 1 S: 11	H: 2 LOB: 3 BB: 1 P: 21	R: 0 E: 0 K: 1 S: 11	H: 0 LOB: 0 BB: 0 P: 10	1B: 4 2B: 3 3B: 0 HR: 1	SF: 0 SAC: 0 DP: 0 HBP: 0	WP: 1 PB: 0 SB: 0 CS: 0	PA: 35
PITCHER 24 Tom Gorzelanny, L (1, 1) ERA: 2.72	IP: 0.2 WLS: L BF: 5 H: 2 R: 0 ER: 0 SO: 1 BB: 0 IBB: 0 HBP: 0 BLK: 0 WP: 0 HR: 0 S: 9 P: 19 ERA: 0.00 WHIP: 3.000															PITCHER	IP: 0.2 WLS: L BF: 5 H: 2 R: 0 ER: 0 SO: 1 BB: 0 IBB: 0 HBP: 0 BLK: 0 WP: 0 HR: 0 S: 9 P: 19 ERA: 0.00 WHIP: 3.000					
Shawn Chacon, R (8, 1) ERA: 3.16	IP: 0.1 WLS: L BF: 1 H: 0 R: 0 ER: 0 SO: 0 BB: 0 IBB: 0 HBP: 0 BLK: 0 WP: 0 HR: 0 S: 2 P: 2 ERA: 0.00 WHIP: 0.000															PITCHER	IP: 0.1 WLS: L BF: 1 H: 0 R: 0 ER: 0 SO: 0 BB: 0 IBB: 0 HBP: 0 BLK: 0 WP: 0 HR: 0 S: 2 P: 2 ERA: 0.00 WHIP: 0.000					
34 John Grabow, L (8, 1) ERA: 4.76	IP: 0.1 WLS: L BF: 1 H: 0 R: 0 ER: 0 SO: 0 BB: 0 IBB: 0 HBP: 0 BLK: 0 WP: 0 HR: 0 S: 2 P: 2 ERA: 0.00 WHIP: 0.000															PITCHER	IP: 0.1 WLS: L BF: 1 H: 0 R: 0 ER: 0 SO: 0 BB: 0 IBB: 0 HBP: 0 BLK: 0 WP: 0 HR: 0 S: 2 P: 2 ERA: 0.00 WHIP: 0.000					

Pittsburgh Pirates @ Chicago Cubs
Wrigley Field, Chicago, IL
Wed May 09 2007, 7:05 PM CDT
Att: 40,264 - Clear - 68 F

AB 32
R 1
H 8
RBI 1
BB 3
SO 6
LOB 17



Batter	1	2	3	4	5	6	7	8	9	AB	R	H	RBI	BB	SO	LOB	TOP				
12 Freddy Sanchez, R (1,4) OBP: 0.291, SLG: 0.306	2-2 2B HBP	0-3 K		1-2 1B		1-1 F8			0-0 1B	4	1	2	0	0	1	0	Pittsburgh Pirates @ Chicago Cubs Wrigley Field, Chicago, IL Thu May 10 2007, 1:20 PM CDT Att: 41,101 - Sunny - 76 F				
José Bautista, R (1,5) OBP: 0.318, SLG: 0.402	1-1 2B		1-3 K	1-0 G4-3			2-3 K		0-0 G2-3	5	1	1	0	0	2	2					
Jason Bay, R (1,7) OBP: 0.342, SLG: 0.470	3-2 41 1B SF7 2B		1-0 G6-3		1-1 HR		2-1 F7			4	2	2	3	0	0	0					
41 Ryan Doumit, S (1,9) OBP: 0.510, SLG: 0.744	1-0 25 E 1B		4-2 E BB		3-1 2B		0-3 K			3	1	2	0	1	1	0					
Xavier Nady, R (1,8) OBP: 0.301, SLG: 0.442	3-2 SF7		1-1 E9 25 1B		1-2 F7			1-3 K		3	1	0	1	0	1	1					
6 Chris Duffy, L (8,8) OBP: 0.299, SLG: 0.328			1-H 25 1B							0	0	0	0	0	0	0					
25 Adam LaRoche, L (1,3) OBP: 0.280, SLG: 0.283	3-H F8		1-2 1B		4-0 26 G6-4-3 BB			2-0 F8		3	0	1	1	1	0	1					
26 Ronny Paulino, R (1,2) OBP: 0.236, SLG: 0.359	1-3 K		0-0 G4-3		1-0 G6-4-3 1-2			1-2 P3		4	0	0	0	0	1	4					
2 Jack Wilson, R (1,6) OBP: 0.297, SLG: 0.370		1-2 F9		0-0 G4-3		1-1 P3			0-2 G6-3	4	0	0	0	0	0	0					
28 Paul Maholm, L (1,1) OBP: 0.143, SLG: 0.143		3-3 K		2-3 K					2-3 K	3	0	0	0	0	3	0					
55 Matt Capps, R (8,1) OBP: 1.000, SLG: 1.000										0	0	0	0	0	0	0					
13 Nate McLouth, L (9, PH) OBP: 0.314, SLG: 0.323										1	0	0	0	0	1	0					
16 Salomon Torres, R (9,1) OBP: 0.319, SLG: 0.439										0	0	0	0	0	0	0					
Inning Stats	R: 3 E: 1 K: 1 S: 23	H: 3 LOB: 1 BB: 0 P: 35	R: 0 E: 0 K: 12 S: 12	H: 0 LOB: 0 BB: 0 P: 16	R: 2 E: 1 K: 1 S: 15	H: 1 LOB: 1 BB: 1 P: 23	R: 0 E: 0 K: 1 S: 9	H: 1 LOB: 1 BB: 0 P: 13	R: 1 E: 0 K: 0 S: 8	H: 2 LOB: 1 BB: 1 P: 18	R: 0 E: 0 K: 1 S: 8	H: 0 LOB: 0 BB: 0 P: 12	R: 0 E: 0 K: 1 S: 7	H: 0 LOB: 0 BB: 0 P: 11	R: 0 E: 0 K: 1 S: 13	H: 1 LOB: 1 BB: 0 P: 15	1B: 4 2B: 3 3B: 0 HR: 1	SF: 1 SAC: 0 DP: 1 HBP: 1	WP: 0 PB: 0 SB: 0 CS: 0	PA: 38	
PITCHER	IP	WLS	BF	H	R	ER	SO	BB	IBB	HBP	BLK	WP	HR	S	P	ERA	WHIP				
38 Carlos Zambrano, R (1,1) ERA: 5.83	6.0	L	28	7	6	4	6	2	0	1	0	0	1	75	117	6.00	1.500				
57 Rocky Cherry, R (7,1) ERA: 3.24	2.0		6	0	0	0	3	0	0	0	0	0	0	15	23	0.00	0.000				
43 Michael Wertz, R (9,1) ERA: 1.72	1.0		4	1	0	0	1	0	0	0	0	0	0	13	15	0.00	1.000				

Batter	1	2	3	4	5	6	7	8	9	AB	R	H	RBI	BB	SO	LOB	BOTTOM					
12 Alfonso Soriano, R (1,7) OBP: 0.347, SLG: 0.500	4-2 2 G6-4-3 BB		0-0 G6-4-3 1-2			1-1 2 FC6-4 1B		0-2 P3		3	0	1	0	1	0	1	Pittsburgh Pirates @ Chicago Cubs Wrigley Field, Chicago, IL Thu May 10 2007, 1:20 PM CDT Att: 41,101 - Sunny - 76 F					
2 Ryan Theriot, R (1,6) OBP: 0.375, SLG: 0.368	2-2 G6-4-3 1-2		0-1 F9		0-0 FC6-4		3-2 1B			4	0	1	0	0	0	2						
25 Derrek Lee, R (1,3) OBP: 0.467, SLG: 0.565	1-1 P3		0-2 16 G6-4-3 1B		2-3 K		3-3 K			4	0	1	0	0	2	2						
16 Aramis Ramirez, R (1,5) OBP: 0.341, SLG: 0.513		1-0 HR		0-0 G6-4-3 1-2		1-1 G5-3			2-3 K	4	1	1	1	0	1	1						
19 Matt Murton, R (1,9) OBP: 0.309, SLG: 0.333		0-0 G6-3			1-1 F9		1-2 G1-3		1-3 K	4	0	0	0	0	1	0						
Mark DeRosa, R (1,4) OBP: 0.340, SLG: 0.462		1-3 K			1-3 K		0-1 G5-3		1-2 F9	3	0	0	0	0	2	0						
32 Daryle Ward, L (9, PH) OBP: 0.571, SLG: 0.429										1	0	0	0	0	0	0						
24 Henry Blanco, R (1,2) OBP: 0.318, SLG: 0.400		0-0 G6-3			3-1 L7			2-2 G6-3		3	0	0	0	0	0	0						
43 Michael Wertz, R (9,1) OBP: 0.319, SLG: 0.439										0	0	0	0	0	0	0						
29 Ángel Pagán, S (1,8) OBP: 0.667, SLG: 1.667			3-3 K		0-0 HR		0-0 HR			3	2	2	1	0	1	0						
38 Carlos Zambrano, S (1,1) OBP: 0.250, SLG: 0.500			1-1 12 G6-4-3 1B		0-1 G4-3		1-1 HR		1-1 HR	1	0	1	0	0	0	0						
Jacque Jones, L (6, PH) OBP: 0.333, SLG: 0.366										1	0	0	0	0	0	0						
57 Rocky Cherry, R (7,1) OBP: 0.333, SLG: 0.366										0	0	0	0	0	0	0						
Michael Barrett, R (8, PH) OBP: 0.319, SLG: 0.439										1	1	1	2	0	0	0						
Inning Stats	R: 0 E: 0 K: 0 S: 8	H: 0 LOB: 0 BB: 1 P: 15	R: 1 E: 0 K: 1 S: 7	H: 1 LOB: 0 BB: 0 P: 9	R: 0 E: 0 K: 1 S: 10	H: 1 LOB: 0 BB: 0 P: 14	R: 0 E: 0 K: 0 S: 6	H: 1 LOB: 0 BB: 0 P: 6	R: 0 E: 0 K: 1 S: 7	H: 0 LOB: 0 BB: 0 P: 12	R: 1 E: 0 K: 1 S: 9	H: 2 LOB: 1 BB: 0 P: 12	R: 0 E: 0 K: 0 S: 7	H: 0 LOB: 0 BB: 0 P: 9	R: 2 E: 0 K: 1 S: 19	H: 3 LOB: 1 BB: 0 P: 28	R: 0 E: 0 K: 2 S: 9	H: 0 LOB: 0 BB: 0 P: 13	1B: 5 2B: 0 3B: 0 HR: 3	SF: 0 SAC: 0 DP: 3 HBP: 0	WP: 0 PB: 0 SB: 0 CS: 0	PA: 33
PITCHER	IP	WLS	BF	H	R	ER	SO	BB	IBB	HBP	BLK	WP	HR	S	P	ERA	WHIP					
28 Paul Maholm, L (1,1) ERA: 5.4	7.1		27	7	4	4	4	1	0	0	0	0	0	3	60	4.91	1.091					
55 Matt Capps, R (8,1) ERA: 1.93	0.2	H	3	1	0	0	1	0	0	0	0	0	0	13	19	0.00	1.500					
16 Salomon Torres, R (9,1) ERA: 5.4	1.0	S	3	0	0	0	2	0	0	0	0	0	0	9	13	0.00	0.000					



Batter	1	2	3	4	5	6	7	8	9	AB	R	H	RBI	BB	SO	LOB	TOP					
2 Kelly Johnson, L (1.4) OBP: 0.413, SLG: 0.496										5	1	1	0	0	1	1	Atlanta Braves @ Pittsburgh Pirates PNC Park, Pittsburgh, PA Sat May 12 2007, 7:05 PM EDT Att: 34,775 - Partly Cloudy - 69 F					
Willie Harris, L (1.7) OBP: 0.556, SLG: 0.567										5	1	4	1	0	0	0						
11 Edgar Renteria, R (1.6) OBP: 0.386, SLG: 0.486										5	1	1	0	0	1	4						
Andruw Jones, R (1.8) OBP: 0.373, SLG: 0.465										4	1	1	1	1	2	1						
16 Brian McCann, L (1.2) OBP: 0.361, SLG: 0.440										4	1	1	1	1	0	3						
7 Jeff Francoeur, R (1.9) OBP: 0.388, SLG: 0.511										5	2	3	1	0	0	2						
Scott Thorman, L (1.3) OBP: 0.299, SLG: 0.512										5	2	2	5	0	1	3						
4 Pete Orr, L (1.5) OBP: 0.222, SLG: 0.278										5	0	1	0	0	1	2						
36 Chuck James, L (1.1)										3	0	0	0	0	0	1						
23 Matt Diaz, R (8, PH) OBP: 0.520, SLG: 0.408										1	0	0	0	0	0	0						
54 Chad Paronto, R (8.1)										0	0	0	0	0	0	0						
58 Peter Moylan, R (8.1)										0	0	0	0	0	0	0						
Inning Stats	R: 0 E: 0 K: 1 S: 7	H: 1 LOB: 0 BB: 0 P: 10	R: 3 E: 0 K: 1 S: 12	H: 3 LOB: 1 BB: 1 P: 22	R: 2 E: 1 K: 0 S: 11	H: 3 LOB: 2 BB: 0 P: 15	R: 1 E: 1 K: 1 S: 11	H: 2 LOB: 2 BB: 1 P: 18	R: 0 E: 0 K: 1 S: 8	H: 0 LOB: 0 BB: 0 P: 8	R: 0 E: 0 K: 0 S: 8	H: 0 LOB: 0 BB: 0 P: 11	R: 1 E: 0 K: 0 S: 8	H: 2 LOB: 1 BB: 0 P: 9	R: 0 E: 1 K: 1 S: 11	H: 1 LOB: 2 BB: 0 P: 14	R: 2 E: 0 K: 1 S: 14	H: 2 LOB: 0 BB: 0 P: 19	1B: 8 2B: 4 3B: 0 HR: 2	SF: 0 SAC: 0 DP: 0 HBP: 0	WP: 0 PB: 0 SB: 0 CS: 1	PA: 45
PITCHER	IP WLS BF H R ER SO BB IBB HBP BLK WP HR S P ERA WHIP																					
Tony Armas, R (1.1) ERA: 8.76	2.0 L 14 7 5 4 2 1 0 0 0 0 0 1 26 41 18.00 4.000																					
39 Marty McLeary, R (3.1) ERA: 5.69	4.0 15 2 1 0 2 1 0 0 0 0 0 0 31 43 0.00 0.750																					
Shawn Chacon, R (7.1) ERA: 3.38	1.0 5 2 1 1 0 0 0 0 0 0 0 0 8 9 9.00 2.000																					
Damaso Marte, L (8.1) ERA: 0.73	1.0 5 1 0 0 1 0 0 0 0 0 0 0 11 14 0.00 1.000																					
54 Jonah Bayliss, R (9.1) ERA: 6.5	1.0 5 2 2 2 1 0 0 0 0 0 0 1 14 19 18.00 2.000																					

Batter	1	2	3	4	5	6	7	8	9	AB	R	H	RBI	BB	SO	LOB	BOTTOM					
6 Chris Duffy, L (1.8) OBP: 0.290, SLG: 0.320										3	0	0	1	0	1	1	Atlanta Braves @ Pittsburgh Pirates PNC Park, Pittsburgh, PA Sat May 12 2007, 7:05 PM EDT Att: 34,775 - Partly Cloudy - 69 F					
12 Freddy Sanchez, R (1.4) OBP: 0.288, SLG: 0.302										4	0	1	0	0	0	0						
Jason Bay, R (1.7) OBP: 0.474, SLG: 0.474										3	0	1	0	0	0	0						
25 Adam LaRoche, L (8, PH) OBP: 0.277, SLG: 0.276										0	0	0	0	0	0	0						
54 Jonah Bayliss, R (9.1)										1	0	0	0	0	0	2						
Xavier Nady, R (1.9) OBP: 0.297, SLG: 0.419										4	0	0	0	0	1	1						
41 Ryan Doumit, S (1.2) OBP: 0.491, SLG: 0.700										3	0	0	0	1	1	0						
35 Brad Eldred, R (1.3) OBP: 0.143, SLG: 0.293										4	0	0	0	0	2	2						
José Bautista, R (1.5) OBP: 0.317, SLG: 0.391										2	1	1	0	1	0	0						
2 Jack Wilson, R (1.6) OBP: 0.298, SLG: 0.371										2	1	1	1	1	0	0						
Tony Armas, R (1.1) OBP: 0.286, SLG: 0.286										0	0	0	0	0	0	0						
39 Marty McLeary, R (3.1)										1	0	0	0	0	0	0						
Jose Castillo, R (6, PH) OBP: 0.206, SLG: 0.212										1	0	0	0	0	0	2						
Shawn Chacon, R (7.1)										0	0	0	0	0	0	0						
13 Nate McLouth, L (8.7) OBP: 0.333, SLG: 0.344										1	0	1	0	0	0	0						
Inning Stats	R: 0 E: 0 K: 0 S: 8	H: 0 LOB: 0 BB: 0 P: 13	R: 0 E: 0 K: 1 S: 7	H: 0 LOB: 0 BB: 0 P: 10	R: 0 E: 0 K: 0 S: 12	H: 0 LOB: 0 BB: 0 P: 17	R: 0 E: 0 K: 0 S: 9	H: 0 LOB: 0 BB: 0 P: 13	R: 0 E: 0 K: 1 S: 6	H: 0 LOB: 0 BB: 0 P: 7	R: 0 E: 0 K: 1 S: 8	H: 0 LOB: 1 BB: 2 P: 17	R: 0 E: 0 K: 1 S: 13	H: 1 LOB: 2 BB: 1 P: 22	R: 2 E: 0 K: 0 S: 10	H: 4 LOB: 1 BB: 0 P: 16	R: 0 E: 0 K: 2 S: 9	H: 0 LOB: 0 BB: 0 P: 10	1B: 4 2B: 1 3B: 0 HR: 0	SF: 1 SAC: 0 DP: 2 HBP: 0	WP: 0 PB: 0 SB: 0 CS: 0	PA: 33
PITCHER	IP WLS BF H R ER SO BB IBB HBP BLK WP HR S P ERA WHIP																					
36 Chuck James, L (1.1) ERA: 4.04	7.0 W 24 1 0 0 3 3 0 0 0 0 0 0 63 99 0.00 0.571																					
54 Chad Paronto, R (8.1) ERA: 5.2	0.1 5 4 2 2 0 0 0 0 0 0 0 0 9 13 54.00 12.000																					
58 Peter Moylan, R (8.1) ERA: 2.25	1.2 4 0 0 0 2 0 0 0 0 0 0 0 10 13 0.00 0.000																					

AB	42
R	9
H	14
RBI	9
BB	2
SO	6
LOB	17



Batter	1	2	3	4	5	6	7	8	9	AB	R	H	RBI	BB	SO	LOB	TOP			
2 Hanley Ramirez, R (1,6) OBP: 0.415, SLG: 0.528	G4-3		1B			1B		F9		4	0	2	0	0	0	0	Florida Marlins @ Pittsburgh Pirates PNC Park, Pittsburgh, PA Mon May 14, 2007, 7:05 PM EDT Att: 12,958 - Cloudy - 72 F			
6 Dan Uggla, R (1,4) OBP: 0.324, SLG: 0.455	1B		F8			F9		F8		4	0	1	0	0	0	2				
Miguel Cabrera, R (1,5) OBP: 0.403, SLG: 0.538	K				K	G5-3		K		4	0	0	0	0	3	2				
14 Josh Willingham, R (1,7) OBP: 0.377, SLG: 0.511	F8				G5-3	K			K	4	0	0	0	0	2	2				
8 Aaron Boone, R (1,3) OBP: 0.361, SLG: 0.438		P6			K					4	0	1	0	0	1	0				
27 Jeremy Hermida, L (1,9) OBP: 0.750, SLG: 0.500	G4-3					1B			2B	2	0	1	0	1	0	0				
Miguel Olivo, R (1,2) OBP: 0.272, SLG: 0.359	F7					F9		K	BB	4	0	0	0	0	1	4				
61 Reggie Abercrombie, R (1,8) OBP: 0.162, SLG: 0.162			P5			L5				3	0	1	0	0	0	1				
Dontrelle Willis, L (1,1) OBP: 0.300, SLG: 0.294			F8							2	0	0	0	0	0	1				
Jason Wood, R (7, PH) OBP: 0.256, SLG: 0.500						P4		G1-6-3		1	0	0	0	0	0	2				
22 Matt Lindstrom, R (7, 1) OBP: 0.256, SLG: 0.500										0	0	0	0	0	0	0				
57 Taylor Tankersley, L (8, 1) OBP: 0.256, SLG: 0.500										0	0	0	0	0	0	0				
48 Lee Gardner, R (8, 1) OBP: 0.256, SLG: 0.500										0	0	0	0	0	0	0				
Inning Stats	R: 0 E: 0 K: 1 S: 12	H: 1 LOB: 1 BB: 0 P: 18	R: 0 E: 0 K: 0 S: 8	H: 0 LOB: 0 BB: 0 P: 12	R: 0 E: 0 K: 0 S: 10	H: 1 LOB: 1 BB: 0 P: 14	R: 0 E: 0 K: 2 S: 7	H: 0 LOB: 0 BB: 0 P: 9	R: 0 E: 0 K: 0 S: 8	H: 1 LOB: 1 BB: 0 P: 10	R: 0 E: 0 K: 1 S: 9	H: 1 LOB: 1 BB: 0 P: 18	R: 0 E: 0 K: 1 S: 10	H: 1 LOB: 2 BB: 0 P: 15	R: 0 E: 0 K: 1 S: 8	H: 1 LOB: 1 BB: 1 P: 14	1B: 5 2B: 1 3B: 0 HR: 0	SF: 0 SAC: 0 DP: 1 HBP: 1	WP: 0 PB: 0 SB: 2 CS: 0	PA: 34
PITCHER	IP WLS BF H R ER SO BB IBB HBP BLK WP HR S P ERA WHIP																			
24 Tom Gorzelanny, L (1, 1) ERA: 2.36	7.0 W 27 5 0 0 5 0 0 0 1 0 0 0 0 64 96 0.00 0.714																			
55 Matt Capps, R (8, 1) ERA: 1.74	1.0 H 3 0 0 0 1 0 0 0 0 0 0 0 8 10 0.00 0.000																			
16 Salomon Torres, R (9, 1) ERA: 5.06	1.0 4 1 0 0 1 1 0 0 0 0 0 0 8 14 0.00 2.000																			

Batter	1	2	3	4	5	6	7	8	9	AB	R	H	RBI	BB	SO	LOB	BOTTOM			
6 Chris Duffy, L (1,8) OBP: 0.304, SLG: 0.336	K		F7			K				5	1	1	1	0	2	1	Florida Marlins @ Pittsburgh Pirates PNC Park, Pittsburgh, PA Mon May 14, 2007, 7:05 PM EDT Att: 12,958 - Cloudy - 72 F			
2 Jack Wilson, R (1,6) OBP: 0.317, SLG: 0.374	12 2B FC6-5 BB		G3			G5-3		F8		4	1	0	0	1	1	2				
12 Freddy Sanchez, R (1,4) OBP: 0.316, SLG: 0.339	FC6-5 2B		2-1 BB			1B		F8		5	0	4	2	0	0	0				
Jason Bay, R (1,7) OBP: 0.368, SLG: 0.469	FC6-5 FC6-4		4-0 BB			1B		F8		4	0	1	1	1	0	2				
16 Salomon Torres, R (9, 1) OBP: 0.316, SLG: 0.339	FC6-5 FC6-4		1-2 BB			1B		F9		0	0	0	0	0	0	0				
Xavier Nady, R (1,9) OBP: 0.295, SLG: 0.412	FC6-4 1-2t		2-1 F7			F8				4	1	1	0	0	0	5				
41 Ryan Doumit, S (1,3) OBP: 0.470, SLG: 0.661			G5-3			F8		K		4	1	1	0	0	1	0				
26 Ronny Paulino, R (1,2) OBP: 0.277, SLG: 0.393			FC5-4 BB			BB		HR		1	2	1	1	3	0	0				
Jose Castillo, R (1,5) OBP: 0.225, SLG: 0.256			FC5-4 BB			F8		L4		4	1	1	2	0	0	2				
24 Tom Gorzelanny, R (1, 1) ERA: 5.14			G4-3			K				3	0	1	0	0	1	2				
55 Matt Capps, R (8, 1) ERA: 1.000										0	0	0	0	0	0	0				
13 Nate McLouth, L (6, PH) OBP: 0.308, SLG: 0.314										1	0	0	0	0	0	2				
Inning Stats	R: 1 E: 0 K: 1 S: 8	H: 1 LOB: 1 BB: 1 P: 14	R: 0 E: 0 K: 0 S: 8	H: 0 LOB: 1 BB: 1 P: 15	R: 0 E: 0 K: 0 S: 7	H: 1 LOB: 2 BB: 1 P: 15	R: 0 E: 0 K: 1 S: 10	H: 0 LOB: 1 BB: 1 P: 16	R: 0 E: 0 K: 2 S: 13	H: 2 LOB: 2 BB: 0 P: 20	R: 1 E: 0 K: 2 S: 13	H: 2 LOB: 1 BB: 0 P: 15	R: 0 E: 0 K: 0 S: 6	H: 0 LOB: 0 BB: 0 P: 12	R: 5 E: 0 K: 1 S: 24	H: 5 LOB: 1 BB: 1 P: 40	1B: 8 2B: 2 3B: 0 HR: 1	SF: 0 SAC: 0 DP: 0 HBP: 0	WP: 1 PB: 0 SB: 1 CS: 0	PA: 40
PITCHER	IP WLS BF H R ER SO BB IBB HBP BLK WP HR S P ERA WHIP																			
Dontrelle Willis, L (1, 1) ERA: 5.14	6.0 L 28 6 2 2 4 4 0 0 0 0 1 0 0 18 95 3.00 1.667																			
22 Matt Lindstrom, R (7, 1) ERA: 4.41	1.0 7 3 4 4 0 1 0 0 0 0 1 0 0 4 8 0.00 3.000																			
57 Taylor Tankersley, L (8, 1) ERA: 0.55	0.1 2 1 0 0 0 0 0 0 0 0 0 0 4 8 0.00 3.000																			
48 Lee Gardner, R (8, 1) ERA: 3.43	0.2 3 1 1 1 1 0 0 0 0 0 0 0 8 12 13.50 1.500																			

AB	32
R	0
H	6
RBI	0
BB	1
SO	7
LOB	14



AB	35
R	7
H	11
RBI	7
BB	5
SO	5
LOB	16



Batter	1	2	3	4	5	6	7	8	9	AB	R	H	RBI	BB	SO	LOB	TOP				
24 Chris Young, R (1, 8) OBP: 0.307, SLG: 0.465 5 Robby Hammock, R (2, 7) OBP: 0.321, SLG: 0.250	0-1 34 S 1B		4-0 BB		2-3 K	2-1 1B			1-3 K	1 0 1 0 0 0 0 3 0 1 0 1 2 0											
34 Conor Jackson, R (1, 3) OBP: 0.368, SLG: 0.293	3-3 SAFE K		0-2 L5		4-2 1B 22 2B	3-2 P6			1-1 G4-3	4 1 0 0 1 1 2											
1 Orlando Hudson, S (1, 4) OBP: 0.370, SLG: 0.481	3-3 K		0-1 F7		3-2 22 2B 6 SF8	4-2 22 HBP BB			0-3 K	4 2 1 0 1 2 2											
22 Eric Byrnes, R (1, 7) (2, 8)	1-2 P3			0-0 P4	2-2 6 SF8 27 3B	1-0 6 FC4-6 HBP				3 1 1 1 0 0 1											
6 Stephen Drew, L (1, 6)		0-2 26 G3 27 SH1-3 1B		0-1 2B	0-0 SF8	3-1 FC4-6				3 0 2 1 0 0 1											
27 Mark Reynolds, R (1, 5) OBP: 0.455, SLG: 0.667		0-0 SH1-3		1-3 K	2-3 3H 2-2 7 2B	1-3 K				3 1 1 1 0 2 2											
26 Miguel Montero, L (1, 2) OBP: 0.257, SLG: 0.323		0-2 G3		2-3 K	2-2 P5			2-1 F8		4 0 0 0 0 1 3											
7 Carlos Quentin, R (1, 9) OBP: 0.270, SLG: 0.281		1-3 K			0-1 G1-3	2-0 5 1B 2B			2-3 K	4 0 1 1 0 2 1											
49 Doug Davis, R (1, 1) 28 Brandon Medders, R (5, 1) Tony Clark, S (6, PH) 31 Edgar Gonzalez, R (6, 1) 37 Juan Cruz, R (7, 1) 21 Jason Smith, L (8, PH) 56 Ramon Pena, R (8, 1)			0-0 L3		1-3 K	4-1 5 1B BB			0-3 K	2 0 0 0 0 1 0 0 0 0 0 0 0 0 0 0 0 0 0 1 0 0 0 0 0 0 0 0 0 0 1 0 0 0 0 0 1 0 0 0 0 0 0 0 0 0											
Inning Stats	R: 0 E: 0 K: 2 S: 12	H: 1 LOB: 1 BB: 0 P: 19	R: 0 E: 0 K: 1 S: 11	H: 1 LOB: 1 BB: 0 P: 12	R: 0 E: 0 K: 0 S: 6	H: 0 LOB: 1 BB: 1 P: 10	R: 0 E: 0 K: 2 S: 10	H: 1 LOB: 1 BB: 0 P: 13	R: 0 E: 0 K: 2 S: 8	H: 0 LOB: 0 BB: 0 P: 11	R: 4 E: 0 K: 0 S: 25	H: 5 LOB: 2 BB: 2 P: 46	R: 1 E: 1 K: 1 S: 12	H: 0 LOB: 1 BB: 1 P: 24	R: 0 E: 0 K: 2 S: 10	H: 0 LOB: 0 BB: 0 P: 14	R: 0 E: 0 K: 2 S: 9	H: 0 LOB: 0 BB: 0 P: 11	1B: 4 2B: 3 3B: 1 HR: 0	SF: 1 SAC: 1 DP: 0 HBP: 1	WP: 0 PA: 39 PB: 0 SB: 1 CS: 0
PITCHER	IP ERA WLS BF H R ER SO BB IBB HBP BLK WP HR S P ERA WHIP	IP ERA WLS BF H R ER SO BB IBB HBP BLK WP HR S P ERA WHIP	IP ERA WLS BF H R ER SO BB IBB HBP BLK WP HR S P ERA WHIP	IP ERA WLS BF H R ER SO BB IBB HBP BLK WP HR S P ERA WHIP	IP ERA WLS BF H R ER SO BB IBB HBP BLK WP HR S P ERA WHIP	IP ERA WLS BF H R ER SO BB IBB HBP BLK WP HR S P ERA WHIP	IP ERA WLS BF H R ER SO BB IBB HBP BLK WP HR S P ERA WHIP	IP ERA WLS BF H R ER SO BB IBB HBP BLK WP HR S P ERA WHIP	IP ERA WLS BF H R ER SO BB IBB HBP BLK WP HR S P ERA WHIP	IP ERA WLS BF H R ER SO BB IBB HBP BLK WP HR S P ERA WHIP	IP ERA WLS BF H R ER SO BB IBB HBP BLK WP HR S P ERA WHIP	IP ERA WLS BF H R ER SO BB IBB HBP BLK WP HR S P ERA WHIP	IP ERA WLS BF H R ER SO BB IBB HBP BLK WP HR S P ERA WHIP	IP ERA WLS BF H R ER SO BB IBB HBP BLK WP HR S P ERA WHIP	IP ERA WLS BF H R ER SO BB IBB HBP BLK WP HR S P ERA WHIP	IP ERA WLS BF H R ER SO BB IBB HBP BLK WP HR S P ERA WHIP	IP ERA WLS BF H R ER SO BB IBB HBP BLK WP HR S P ERA WHIP	IP ERA WLS BF H R ER SO BB IBB HBP BLK WP HR S P ERA WHIP	IP ERA WLS BF H R ER SO BB IBB HBP BLK WP HR S P ERA WHIP	IP ERA WLS BF H R ER SO BB IBB HBP BLK WP HR S P ERA WHIP	IP ERA WLS BF H R ER SO BB IBB HBP BLK WP HR S P ERA WHIP

Arizona Diamondbacks @ Pittsburgh Pirates
PNC Park, Pittsburgh, PA
Fri May 18 2007, 7:05 PM EDT
Att: 32,682 - Partly Cloudy - 61 F

AB	32
R	5
H	8
RBI	4
BB	4
SO	12
LOB	12



Batter	1	2	3	4	5	6	7	8	9	AB	R	H	RBI	BB	SO	LOB	BOTTOM				
6 Chris Duffy, L (1, 8) OBP: 0.283, SLG: 0.307	1-0 G4-3		0-1 G4-3	1-3 K	2-3 K			0-3 K		5 0 0 0 0 3 3											
Jose Bautista, R (1, 5) OBP: 0.329, SLG: 0.385	3-3 K		0-1 F7		4-0 WP 12 BB 25 1B	2-2 1B		4-2 12 FC6-4 BB		3 1 1 0 2 1 0											
12 Freddy Sanchez, R (1, 4) OBP: 0.314, SLG: 0.343	1-0 2B		2-2 1B HR		4-1 WP 25 1B BB	0-3 K		1-1 FC6-4 1B		4 3 2 0 1 1 2											
Jason Bay, R (1, 7) OBP: 0.361, SLG: 0.450 16 Salomon Torres, R (9, 1)	2-3 K		1-1 HR 1B		1-3 K	1-3 K		0-1 41 HR 1B		5 2 2 0 0 3 4 0 0 0 0 0 0 0											
Xavier Nady, R (1, 9) OBP: 0.291, SLG: 0.426 55 Matt Capps, R (7, 1) OBP: 1.000, SLG: 1.000 41 Ryan Doumit, S (6, PH) OBP: 0.461, SLG: 0.676 (9, 9)		1-0 26 F9 25 BB 1B	3-2 HR		1-3 K	3-2 P3		3-2 41 HR HR		4 1 2 3 0 1 3 0 0 0 0 0 0 0 1 1 1 3 0 0 0											
25 Adam LaRoche, L (1, 3) OBP: 0.321, SLG: 0.346		4-2 G1-3 BB	0-1 G4-3		2-1 26 1B 1B			3-2 26 PB G4-3 2B		4 2 2 2 1 1 0											
26 Ronny Paulino, R (1, 2) OBP: 0.267, SLG: 0.374		0-0 F9		2-2 F8	0-2 45 1B 1B			1-3 K		4 1 1 0 0 1 3											
Jose Castillo, R (1, 6) OBP: 0.273, SLG: 0.321		2-2 G1-3		1-2 45 SH1-4 1B	1-0 45 1B 1B			0-1 G4-3		4 0 2 2 0 0 2											
45 Ian Snell, R (1, 1) OBP: 0.235, SLG: 0.188 54 Jonah Bayliss, R (6, 1) Damaso Marte, L (7, 1) 13 Nate McLouth, L (7, 9) OBP: 0.302, SLG: 0.289 (9, 7)		0-3 K		1-0 SH1-4	0-1 1B			3-3 K		2 0 1 1 0 1 2 0 0 0 0 0 0 0 0 0 0 0 0 0 0 1 0 0 0 0 1 0											
Inning Stats	R: 0 E: 0 K: 2 S: 10	H: 1 LOB: 1 BB: 0 P: 17	R: 0 E: 0 K: 1 S: 13	H: 1 LOB: 2 BB: 1 P: 20	R: 3 E: 0 K: 0 S: 15	H: 3 LOB: 0 BB: 0 P: 21	R: 0 E: 0 K: 1 S: 10	H: 1 LOB: 1 BB: 0 P: 15	R: 4 E: 0 K: 3 S: 19	H: 4 LOB: 2 BB: 2 P: 34	R: 0 E: 0 K: 2 S: 20	H: 1 LOB: 1 BB: 0 P: 26	R: 1 E: 0 K: 2 S: 11	H: 1 LOB: 0 BB: 0 P: 15	R: 3 E: 0 K: 2 S: 17	H: 2 LOB: 0 BB: 1 P: 28	1B: 10 2B: 2 3B: 0 HR: 2	SF: 0 SAC: 1 DP: 0 HBP: 0	WP: 1 PA: 42 PB: 1 SB: 0 CS: 0		
PITCHER	IP ERA WLS BF H R ER SO BB IBB HBP BLK WP HR S P ERA WHIP	IP ERA WLS BF H R ER SO BB IBB HBP BLK WP HR S P ERA WHIP	IP ERA WLS BF H R ER SO BB IBB HBP BLK WP HR S P ERA WHIP	IP ERA WLS BF H R ER SO BB IBB HBP BLK WP HR S P ERA WHIP	IP ERA WLS BF H R ER SO BB IBB HBP BLK WP HR S P ERA WHIP	IP ERA WLS BF H R ER SO BB IBB HBP BLK WP HR S P ERA WHIP	IP ERA WLS BF H R ER SO BB IBB HBP BLK WP HR S P ERA WHIP	IP ERA WLS BF H R ER SO BB IBB HBP BLK WP HR S P ERA WHIP	IP ERA WLS BF H R ER SO BB IBB HBP BLK WP HR S P ERA WHIP	IP ERA WLS BF H R ER SO BB IBB HBP BLK WP HR S P ERA WHIP	IP ERA WLS BF H R ER SO BB IBB HBP BLK WP HR S P ERA WHIP	IP ERA WLS BF H R ER SO BB IBB HBP BLK WP HR S P ERA WHIP	IP ERA WLS BF H R ER SO BB IBB HBP BLK WP HR S P ERA WHIP	IP ERA WLS BF H R ER SO BB IBB HBP BLK WP HR S P ERA WHIP	IP ERA WLS BF H R ER SO BB IBB HBP BLK WP HR S P ERA WHIP	IP ERA WLS BF H R ER SO BB IBB HBP BLK WP HR S P ERA WHIP	IP ERA WLS BF H R ER SO BB IBB HBP BLK WP HR S P ERA WHIP	IP ERA WLS BF H R ER SO BB IBB HBP BLK WP HR S P ERA WHIP	IP ERA WLS BF H R ER SO BB IBB HBP BLK WP HR S P ERA WHIP	IP ERA WLS BF H R ER SO BB IBB HBP BLK WP HR S P ERA WHIP	IP ERA WLS BF H R ER SO BB IBB HBP BLK WP HR S P ERA WHIP

Arizona Diamondbacks @ Pittsburgh Pirates
PNC Park, Pittsburgh, PA
Fri May 18 2007, 7:05 PM EDT
Att: 32,682 - Partly Cloudy - 61 F

AB	37
R	11
H	14
RBI	11
BB	4
SO	13
LOB	19



Batter	1	2	3	4	5	6	7	8	9	AB	R	H	RBI	BB	SO	LOB	TOP										
6 Stephen Drew, L (1, 6) OBP: 0.303, SLG: 0.316	G3		SF7	G3			F8		G4-3	4	0	0	1	0	0	1											
34 Conor Jackson, R (1, 3) OBP: 0.371, SLG: 0.333	F9						F9			4	0	2	1	0	0	0											
1 Orlando Hudson, S (1, 4) OBP: 0.360, SLG: 0.462	G5-3		G1-3		G4-6-3		F8			4	0	0	0	0	0	2											
22 Eric Byrnes, R (1, 8) OBP: 0.368, SLG: 0.494										4	0	2	0	0	0	1											
27 Mark Reynolds, R (1, 5) OBP: 0.450, SLG: 0.722	K									4	1	1	0	0	2	2											
Scott Hairston, R (1, 7) OBP: 0.311, SLG: 0.392	G5-4-3									2	1	0	0	2	1	1											
7 Carlos Quentin, R (1, 9) OBP: 0.294, SLG: 0.284										3	2	1	0	1	2	1											
19 Chris Snyder, R (1, 2) OBP: 0.298, SLG: 0.305										4	1	3	3	0	0	0											
51 Randy Johnson, R (1, 1)										3	0	0	0	0	1	4											
56 Ramon Pena, R (6, 1)										0	0	0	0	0	0	0											
Brandon Lyon, R (6, 1)										0	0	0	0	0	0	0											
5 Robby Hammock, R (9, PH) OBP: 0.344, SLG: 0.286										1	0	0	0	0	0	0											
Jose Valverde, R (9, 1)										0	0	0	0	0	0	0											
Inning Stats	R: 0 E: 0 K: 0 S: 6	H: 0 LOB: 0 BB: 0 P: 11	R: 0 E: 0 K: 1 S: 7	H: 1 LOB: 0 BB: 0 P: 8	R: 2 E: 0 K: 1 S: 12	H: 3 LOB: 1 BB: 0 P: 22	R: 3 E: 0 K: 0 S: 11	H: 3 LOB: 1 BB: 2 P: 24	R: 0 E: 0 K: 2 S: 9	H: 1 LOB: 1 BB: 0 P: 13	R: 0 E: 0 K: 0 S: 9	H: 0 LOB: 0 BB: 0 P: 13	R: 0 E: 0 K: 2 S: 15	H: 0 LOB: 1 BB: 0 P: 24	R: 0 E: 0 K: 0 S: 9	H: 0 LOB: 0 BB: 0 P: 17	1B: 7 2B: 2 3B: 0 HR: 0	SF: 1 SAC: 0 DP: 1 HBP: 0	WP: 0 PB: 1 SB: 1 CS: 0	PA: 37							
PITCHER	IP	WLS	BF	H	R	ER	SO	BB	IBB	HBP	BLK	WP	HR	S	P	ERA	WHIP										
28 Paul Maholm, L (1, 1) ERA: 5.82	5.0	L	23	8	5	4	2	2	0	0	0	0	0	43	75	7.20	2.000										
54 Jonah Bayliss, R (6, 1) ERA: 5.84	2.0		7	1	0	0	2	0	0	0	0	0	0	18	26	0.00	0.500										
Damaso Marte, L (8, 1) ERA: 0.61	2.0		7	0	0	0	2	1	0	0	0	0	0	24	41	0.00	0.500										

Arizona Diamondbacks @ Pittsburgh Pirates
PNC Park, Pittsburgh, PA
Sun May 20 2007, 1:35 PM EDT
Att: 24,282 - Partly Cloudy - 68 F

livebaseballscores.com

AB 33
R 5
H 9
RBI 5
BB 3
SO 6
LOB 12



Batter	1	2	3	4	5	6	7	8	9	AB	R	H	RBI	BB	SO	LOB	BOTTOM										
12 Freddy Sanchez, R (1, 4) OBP: 0.309, SLG: 0.336	K		F9		FC5		G4-3			4	0	0	0	0	1	2											
Jose Bautista, R (1, 5) OBP: 0.335, SLG: 0.387	S 2B		G6-3							4	2	2	0	0	0	0											
Jason Bay, R (1, 7) OBP: 0.354, SLG: 0.435	K									4	0	0	0	0	3	2											
Xavier Nady, R (1, 8) OBP: 0.310, SLG: 0.453										4	0	2	2	0	0	0											
41 Ryan Doumit, S (1, 9) OBP: 0.435, SLG: 0.618	K									4	0	1	0	0	2	1											
25 Adam LaRoche, L (1, 3) OBP: 0.315, SLG: 0.340										4	0	0	0	0	2	2											
26 Ronny Paulino, R (1, 2) OBP: 0.265, SLG: 0.367	L8									4	0	1	0	0	1	2											
Jose Castillo, R (1, 6) OBP: 0.267, SLG: 0.310										3	0	1	0	0	1	0											
28 Paul Maholm, L (1, 1) OBP: 0.118, SLG: 0.118										1	0	0	0	0	1	0											
2 Jack Wilson, R (5, PH) OBP: 0.320, SLG: 0.357										1	0	0	0	0	1	2											
54 Jonah Bayliss, R (6, 1)										0	0	0	0	0	0	0											
13 Nate McLouth, L (7, PH) OBP: 0.347, SLG: 0.349										1	0	0	0	0	0	0											
Damaso Marte, L (8, 1)										0	0	0	0	0	0	0											
Inning Stats	R: 1 E: 0 K: 3 S: 19	H: 2 LOB: 1 BB: 0 P: 26	R: 0 E: 0 K: 0 S: 7	H: 0 LOB: 0 BB: 0 P: 9	R: 0 E: 0 K: 1 S: 10	H: 0 LOB: 0 BB: 0 P: 11	R: 0 E: 0 K: 2 S: 13	H: 0 LOB: 0 BB: 0 P: 20	R: 0 E: 0 K: 2 S: 13	H: 2 LOB: 2 BB: 0 P: 17	R: 1 E: 0 K: 2 S: 14	H: 3 LOB: 2 BB: 0 P: 21	R: 0 E: 0 K: 1 S: 7	H: 0 LOB: 0 BB: 0 P: 8	R: 0 E: 0 K: 0 S: 9	H: 0 LOB: 0 BB: 0 P: 15	R: 0 E: 0 K: 1 S: 7	H: 0 LOB: 0 BB: 0 P: 10	1B: 5 2B: 2 3B: 0 HR: 0	SF: 0 SAC: 0 DP: 0 HBP: 0	WP: 0 PB: 0 SB: 1 CS: 0	PA: 34					
PITCHER	IP	WLS	BF	H	R	ER	SO	BB	IBB	HBP	BLK	WP	HR	S	P	ERA	WHIP										
51 Randy Johnson, L (1, 1) ERA: 4.54	5.2	W	24	7	2	2	10	0	0	0	0	0	0	74	100	3.18	1.235										
56 Ramon Pena, R (6, 1) ERA: 2.19	1.1	H	4	0	0	0	1	0	0	0	0	0	0	9	12	0.00	0.000										
Brandon Lyon, R (8, 1) ERA: 1.35	1.0	H	3	0	0	0	0	0	0	0	0	0	0	9	15	0.00	0.000										
Jose Valverde, R (9, 1) ERA: 2.79	1.0	S	3	0	0	0	1	0	0	0	0	0	0	7	10	0.00	0.000										

Arizona Diamondbacks @ Pittsburgh Pirates
PNC Park, Pittsburgh, PA
Sun May 20 2007, 1:35 PM EDT
Att: 24,282 - Partly Cloudy - 68 F

livebaseballscores.com

AB 34
R 2
H 7
RBI 2
BB 0
SO 12
LOB 11



Batter	1	2	3	4	5	6	7	8	9	AB	R	H	RBI	BB	SO	LOB	TOP					
José Bautista, R OBP: 0.344, SLG: 0.390	1-1 G5-3	2-2 12 1B		0-2 12 1B		2-3 K		4-2 12 E BB		4	0	2	1	1	1	0	Pittsburgh Pirates @ St. Louis Cardinals Busch Stadium, St. Louis, MO Tue May 22 2007, 7:10 PM CDT Att. 42,1679 - Clear - 79 F					
12 Freddy Sanchez, R OBP: 0.317, SLG: 0.344	0-1 25 BB 1B	1-2 1B		2-1 1B			0-1 G4-3	0-1 E6		5	1	3	0	0	0	2						
Jason Bay, R OBP: 0.356, SLG: 0.433	3-2 1B	1-3 K		3-0 SF7			1-2 25 C4-6-3 HBP	1-3 K		3	0	1	1	0	2	6						
25 Adam LaRoche, L OBP: 0.312, SLG: 0.331	4-1 1B	2-3 K		3-H 2-3 K			2-1 G4-6-3		1-2 F7	4	0	0	0	1	2	6						
Xavier Nady, R OBP: 0.313, SLG: 0.451	1-0 1B		0-2 G5-3		0-1 G6-3			0-2 26 1B 41 1B BB	0-0 L7	5	1	2	1	0	0	0						
41 Ryan Doumit, S OBP: 0.422, SLG: 0.593	0-3 K		1-3 K		2-1 F9			0-0 BB 26 1B 12 E	0-3 K	5	1	1	0	0	3	3						
26 Ronny Paulino, R OBP: 0.264, SLG: 0.364	3-2 G6-3		1-1 G4-3		0-0 F9			0-2 12 E BB 1B		4	0	1	0	0	0	3						
2 Jack Wilson, R OBP: 0.313, SLG: 0.348		2-3 K		2-0 G1-3		0-1 F9		1-2 P2		4	0	0	0	0	1	3						
57 Zach Duke, L 59 Brian Rogers, R	0-0 12 1B 1B			1-2 12 1B SF7 1B		2-1 P6		2-3 K		2	1	2	0	0	0	0						
Don Kelly, L Shawn Chacon, R	0-0 12 1B 1B			1-2 12 1B SF7 1B		2-1 P6		2-3 K		2	1	2	0	0	0	0						
13 Nate McLouth, L Tony Armas, R	0-0 12 1B 1B			1-2 12 1B SF7 1B		2-1 P6		2-3 K		2	1	2	0	0	0	0						
Inning Stats	R: 1 E: 0 K: 1 S: 16	H: 3 LOB: 3 BB: 1 P: 28	R: 0 E: 0 K: 3 S: 17	H: 3 LOB: 3 BB: 0 P: 25	R: 0 E: 0 K: 1 S: 8	H: 0 LOB: 0 BB: 0 P: 10	R: 1 E: 0 K: 1 S: 14	H: 3 LOB: 2 BB: 0 P: 24	R: 0 E: 0 K: 0 S: 5	H: 0 LOB: 0 BB: 0 P: 7	R: 0 E: 0 K: 0 S: 7	H: 0 LOB: 0 BB: 0 P: 11	R: 0 E: 0 K: 0 S: 6	H: 0 LOB: 0 BB: 0 P: 9	R: 2 E: 1 K: 2 S: 20	H: 3 LOB: 3 BB: 1 P: 28	R: 0 E: 0 K: 1 S: 8	H: 0 LOB: 0 BB: 0 P: 9	1B: 12 2B: 0 3B: 0 HR: 0	SF: 1 SAC: 0 DP: 1 HBP: 1	WP: 0 PB: 0 SB: 0 CS: 0	PA: 42
PITCHER	IP WLS BF H R ER SO BB IBB HBP BLK WP HR S P ERA WHIP																					
50 Adam Wainwright, R	5.1 W 26 9 2 2 6 1 0 0 0 0 0 0 0 2 4 3.38 1.875																					
Tyler Johnson, L	0.1 1 0 0 0 0 0 0 0 0 0 0 0 0 2 4 0.00 0.000																					
36 Russ Springer, R	0.1 1 0 0 0 1 0 0 0 0 0 0 0 0 3 5 0.00 0.000																					
37 Todd Wellemeyer, R	2.0 11 3 2 1 2 1 0 1 0 0 0 0 26 37 4.50 2.000																					
56 Kelvin Jimenez, R	1.0 3 0 0 0 1 0 0 0 0 0 0 0 8 9 0.00 0.000																					
Batter	1	2	3	4	5	6	7	8	9	AB	R	H	RBI	BB	SO	LOB	BOTTOM					
22 David Eckstein, R OBP: 0.325, SLG: 0.297	1-2 43 FC3-6 16 HBP 1B	1-1 G5-3			2-2 16 2B 5 F9-2 1B	1-1 16 HR 1B		0-0 P4		5	1	3	0	0	0	1	Pittsburgh Pirates @ St. Louis Cardinals Busch Stadium, St. Louis, MO Tue May 22 2007, 7:10 PM CDT Att. 42,1679 - Clear - 79 F					
16 Chris Duncan, L OBP: 0.371, SLG: 0.528	3-2 43 FC3-6 HBP	1-2 G4-3			0-0 5 F9-2 43 1B 2B	0-0 1-H 3-H HR		2-3 K		4	2	2	3	0	1	1						
5 Albert Pujols, R OBP: 0.368, SLG: 0.447	3-2 F3		1-0 43 E 27 SF8 1B		2-2 F9-2	2-2 P6		0-0 F9		5	1	1	0	0	0	4						
43 Juan Encarnacion, R OBP: 0.308, SLG: 0.280	1-0 FC3-6		0-1 E5 4 L3-6 1B		2-3 27 E 15 BB 1B	1-1 G6-3				4	1	2	1	0	0	2						
27 Scott Rolen, R OBP: 0.305, SLG: 0.326	1-0 F7		0-2 SF8		0-1 15 BB 1B	1-0 1B				3	1	2	1	0	0	2						
4 Yadier Molina, R OBP: 0.360, SLG: 0.366		1-2 50 2B 1B	1-0 L3-6		4-0 15 BB 1B IBB	0-0 G1-3				3	1	1	0	1	0	2						
15 Jim Edmonds, L OBP: 0.292, SLG: 0.276		0-2 F7		1-1 G1-3	4-2 1B		2-2 F7			3	0	0	1	1	0	1						
Aaron Miles, S OBP: 0.296, SLG: 0.303		1-1 50 2B 1B		2-2 50 2B 1B	0-1 1B		1-2 G3-1			4	1	3	1	0	0	0						
50 Adam Wainwright, R Tyler Johnson, S	0-1 1B			0-0 G6-3		1-1 22 1B 16 HR 22 S HBP		2-3 K		2	0	1	2	0	0	1						
36 Russ Springer, R 47 Ryan Ludwick, R	1-1 1B			0-0 G6-3		1-1 22 1B 16 HR 22 S HBP		2-3 K		2	0	1	2	0	0	1						
37 Todd Wellemeyer, R 56 Kelvin Jimenez, R	1-1 1B			0-0 G6-3		1-1 22 1B 16 HR 22 S HBP		2-3 K		2	0	1	2	0	0	1						
Inning Stats	R: 0 E: 0 K: 0 S: 13	H: 1 LOB: 2 BB: 0 P: 22	R: 2 E: 0 K: 0 S: 15	H: 3 LOB: 1 BB: 0 P: 19	R: 1 E: 1 K: 0 S: 7	H: 2 LOB: 0 BB: 0 P: 9	R: 0 E: 0 K: 0 S: 6	H: 1 LOB: 0 BB: 0 P: 9	R: 3 E: 1 K: 0 S: 17	H: 5 LOB: 2 BB: 2 P: 30	R: 3 E: 0 K: 0 S: 11	H: 3 LOB: 1 BB: 0 P: 17	R: 0 E: 0 K: 1 S: 12	H: 0 LOB: 0 BB: 0 P: 17	R: 0 E: 0 K: 1 S: 5	H: 0 LOB: 0 BB: 0 P: 7	1B: 12 2B: 4 3B: 0 HR: 1	SF: 1 SAC: 0 DP: 3 HBP: 2	WP: 0 PB: 0 SB: 1 CS: 0	PA: 39		
PITCHER	IP WLS BF H R ER SO BB IBB HBP BLK WP HR S P ERA WHIP																					
57 Zach Duke, L	4.2 L 25 11 6 5 0 1 1 1 0 0 0 0 2 2 0.00 3.000																					
59 Brian Rogers, R	0.1 1 1 0 0 0 0 0 0 0 0 0 0 2 2 0.00 3.000																					
Shawn Chacon, R	2.0 10 3 3 3 1 0 0 1 0 0 1 23 34 13.50 1.500																					
Tony Armas, R	1.0 3 0 0 0 1 0 0 0 0 0 0 0 5 7 0.00 0.000																					

Batter	1	2	3	4	5	6	7	8	9	AB	R	H	RBI	BB	SO	LOB	TOP					
José Bautista, R (1, 5) OBP: 0.339, SLG: 0.391	G5-3		F8			12 1B 25 FC4 2B	G4-3		G6-3	5	1	1	0	0	0	1	Pittsburgh Pirates @ St. Louis Cardinals Busch Stadium, St. Louis, MO Wed May 23 2007, 7:10 PM CDT Att: 42,245 - Partly Cloudy - 83 F					
6 Chris Duffy, L (1, 8) OBP: 0.285, SLG: 0.325	K			25 S 1B		P6		25 2B 3B		4	1	2	0	0	1							
12 Freddy Sanchez, R (1, 4) OBP: 0.316, SLG: 0.342	P6			L9		25 E 25 FC4 SF7 1B		G5-3		4	1	1	0	0	2							
25 Adam LaRoche, L (1, 3) OBP: 0.311, SLG: 0.336		3-1 F7		1-3 K		0-0 FC4		2-0 2B		4	0	1	2	0	1	2						
Jason Bay, R (1, 7) OBP: 0.359, SLG: 0.439		0-0 2B		3-3 K		3-H SF7		3-H 4-0 BB		2	0	1	1	1	1	1						
41 Ryan Doumit, S (1, 2) OBP: 0.404, SLG: 0.565	F8			1-2 K		3-H SF7		2-3 BB		4	0	0	0	0	1	4						
Xavier Nady, R (1, 9) OBP: 0.319, SLG: 0.448	P4			4-2 BB		3-1 F9		0-0 13 G3 2 SH1-3 1B		3	0	1	0	1	1	3						
2 Jack Wilson, R (1, 6) OBP: 0.308, SLG: 0.341		2-2 G6-3		0-1 F8		0-0 SH1-3		2-1 F9		3	0	0	0	0	0	1						
45 Ian Snell, R (1, 1) 13 Nader McQuinn, L (7, PH) Damaso Marte, L (7, 1) 54 Jonah Bayliss, R (7, 1) 55 Matt Capps, R (8, 1) Jose Castillo, R (8, PH)		3-3 K		0-0 F8		2-2 G3		1-0 G4-3		2	0	0	0	0	1	1						
Inning Stats	R: 0 E: 0 K: 1 S: 10	H: 0 LOB: 0 BB: 0 P: 15	R: 0 E: 0 K: 0 S: 7	H: 1 LOB: 1 BB: 0 P: 11	R: 0 E: 0 K: 1 S: 9	H: 0 LOB: 0 BB: 0 P: 16	R: 0 E: 0 K: 2 S: 9	H: 1 LOB: 1 BB: 0 P: 13	R: 0 E: 0 K: 0 S: 10	H: 0 LOB: 1 BB: 1 P: 15	R: 2 E: 1 K: 0 S: 11	H: 2 LOB: 1 BB: 0 P: 20	R: 0 E: 0 K: 0 S: 9	H: 1 LOB: 1 BB: 0 P: 13	R: 1 E: 0 K: 2 S: 14	H: 2 LOB: 2 BB: 1 P: 25		R: 0 E: 0 K: 0 S: 6	H: 0 LOB: 0 BB: 0 P: 11	1B: 3 2B: 3 3B: 1 HR: 0	SF: 1 SAC: 1 DP: 0 HBP: 0	WP: 0 PB: 0 SB: 1 CS: 0
PITCHER	IP	WLS	BF	H	R	ER	SO	BB	IBB	HBP	BLK	WP	HR	S	P	ERA	WHIP					
Kip Wells, R (1, 1) ERA: 6.1	7.0	W	28	5	2	1	4	1	0	0	0	0	0	65	103	1.29	0.857					
34 Randy Flores, L (8, 1) ERA: 2.81	0.1	H	3	2	1	1	0	0	0	0	0	0	0	7	12	27.00	6.000					
44 Jason Isringhausen, R (8, 1) ERA: 1.53	1.2	S	6	0	0	0	2	1	0	0	0	0	0	13	24	0.00	0.600					

AB 33
R 3
H 7
RBI 3
BB 2
SO 6
LOB 17



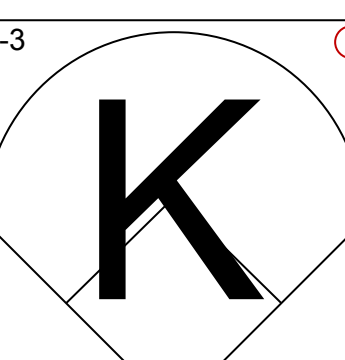
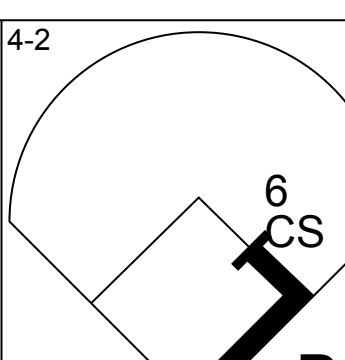
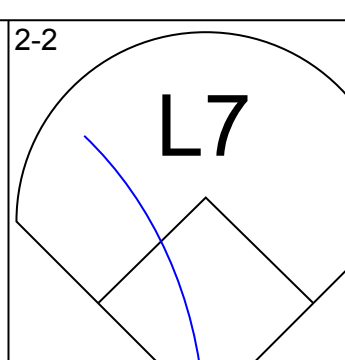
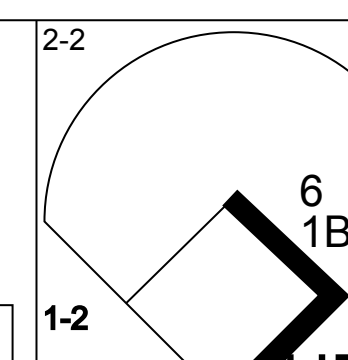
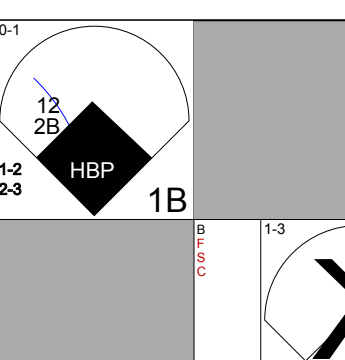
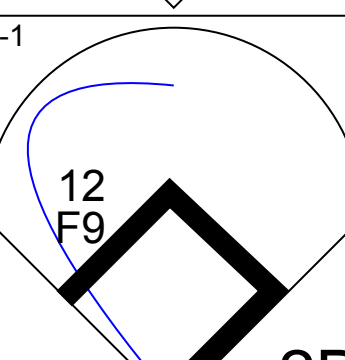
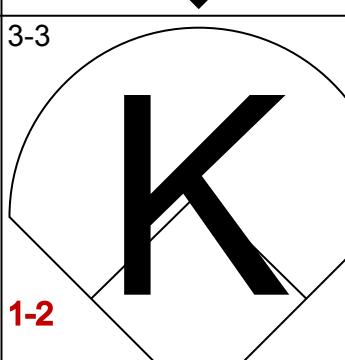
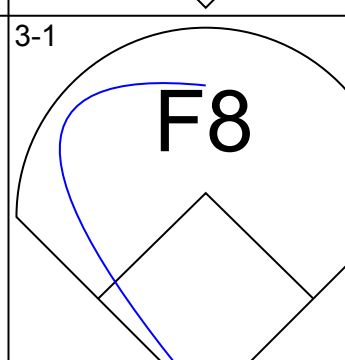
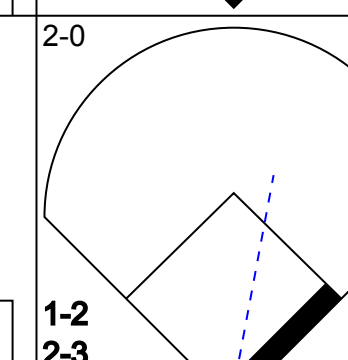
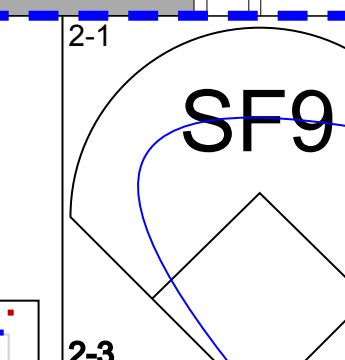
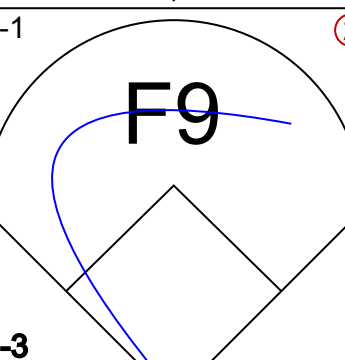
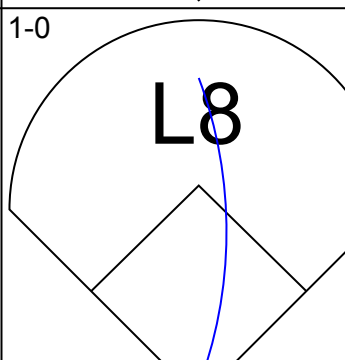
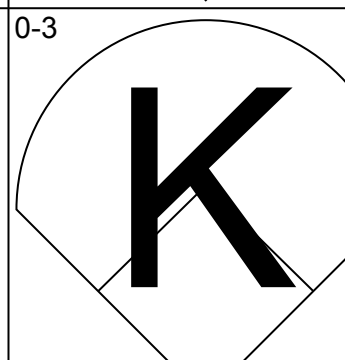
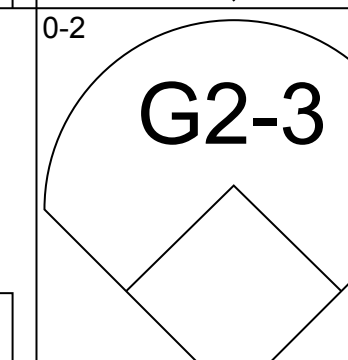
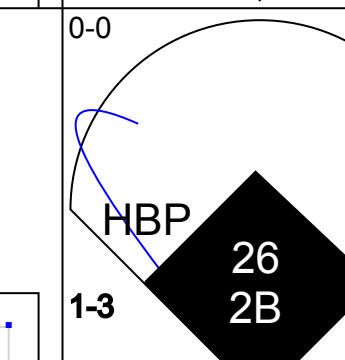
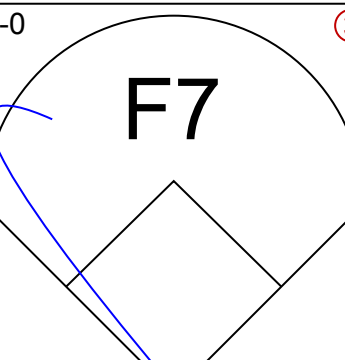
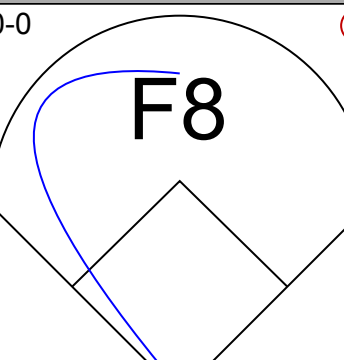
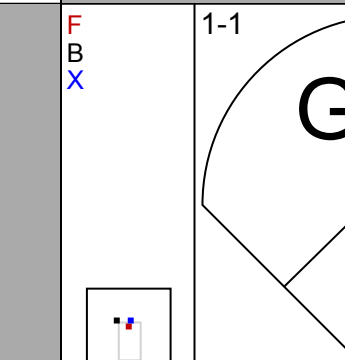
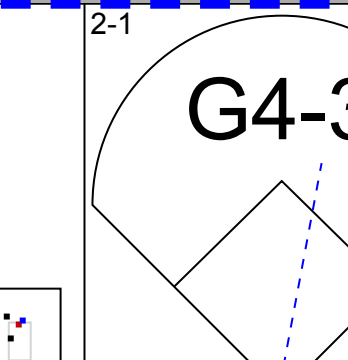
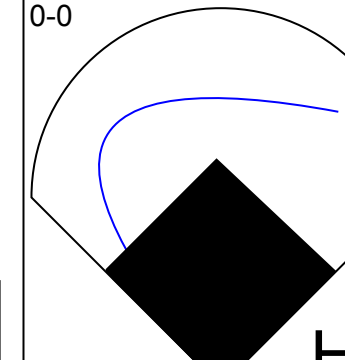
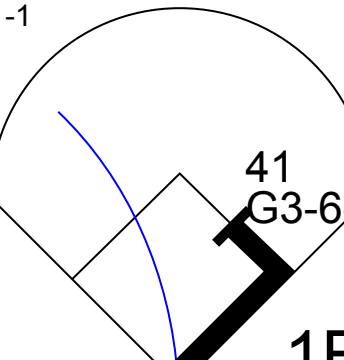
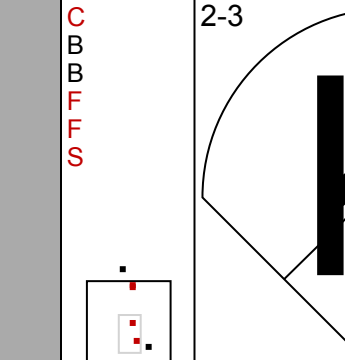
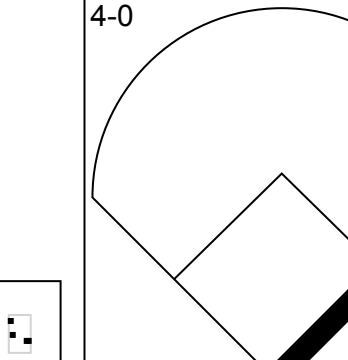
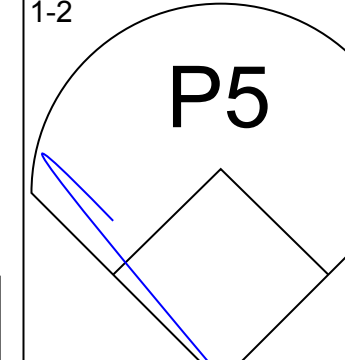
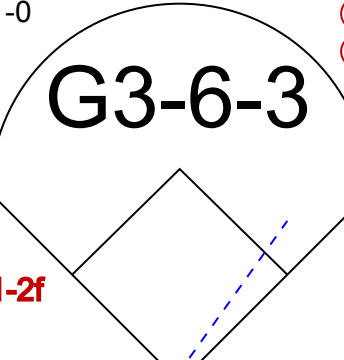
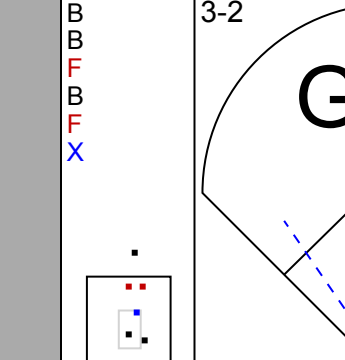
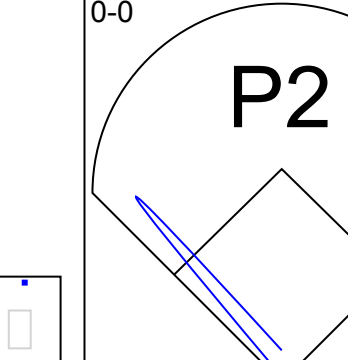
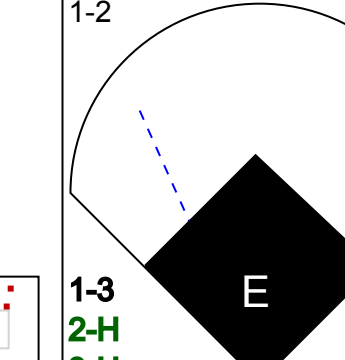
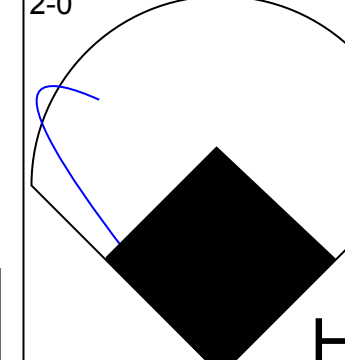
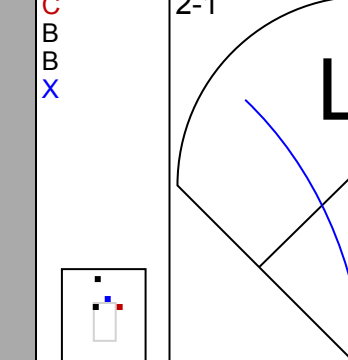
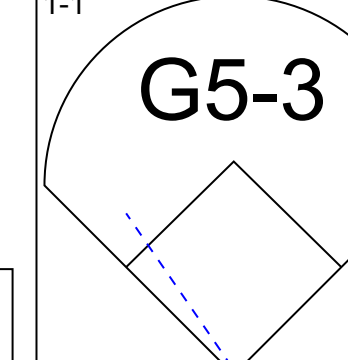
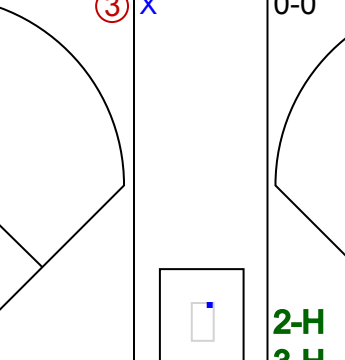
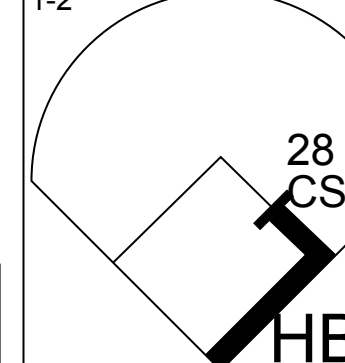
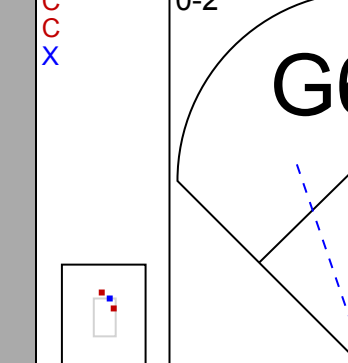
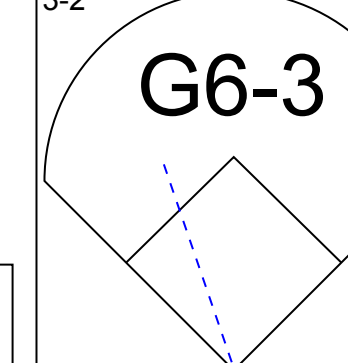
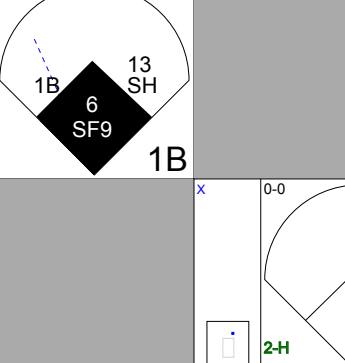
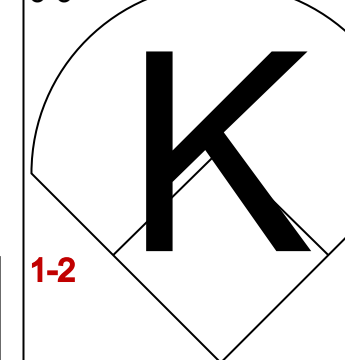
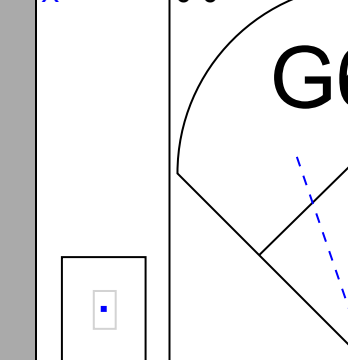
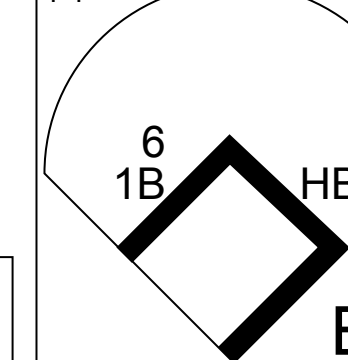
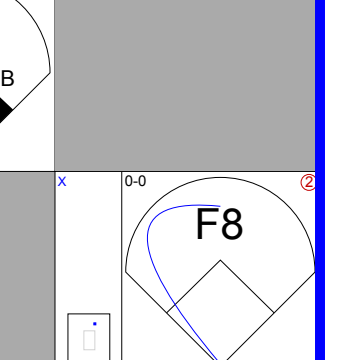
Batter	1	2	3	4	5	6	7	8	9	AB	R	H	RBI	BB	SO	LOB	BOTTOM				
22 David Eckstein, R (1, 6) OBP: 0.329, SLG: 0.319	HR		K		P3					3	1	1	1	1	1	1	Pittsburgh Pirates @ St. Louis Cardinals Busch Stadium, St. Louis, MO Wed May 23 2007, 7:10 PM CDT Att: 42,245 - Partly Cloudy - 83 F				
16 Chris Duncan, L (1, 7) OBP: 0.369, SLG: 0.541	G3-1		G4-3		1-H HR					4	1	1	2	0	1	1					
34 Randy Flores, L (8, 1)					HR					0	0	0	0	0	0	0					
44 Jason Isringhausen, R (8, 1)					HR					0	0	0	0	0	0	0					
5 Albert Pujols, R (1, 3) OBP: 0.370, SLG: 0.454	2B		G6-3		43 1B 1B					4	0	2	0	0	0	1					
43 Juan Encarnacion, R (1, 9) OBP: 0.333, SLG: 0.345	F8			G5-3		1-2 1B				4	1	2	0	0	0	1					
27 Scott Rolen, R (1, 5) OBP: 0.303, SLG: 0.319	P6			4-0 BB		1-2 F7				3	0	0	0	1	1	4					
15 Jim Edmonds, L (1, 8) OBP: 0.298, SLG: 0.302		2-0 HR		0-0 F8		3-2 F7				3	1	1	1	1	0	1					
Gary Bennett, R (1, 2) ERA: 3.06		2-0 F8		0-1 G5-3		3-2 F8				3	0	0	0	0	0	1					
26 Scott Spiezo, S (8, PH) ERA: 0.59										1	0	1	1	0	0	0					
4 Yadier Molina, R (9, 2) OBP: 0.360, SLG: 0.366										0	0	0	0	0	0	0					
7 Adam Kennedy, L (1, 4) OBP: 0.285, SLG: 0.306		2-2 F7		1-1 G6-3		0-1 G3				4	0	0	0	0	0	2					
Kip Wells, R (1, 1) OBP: 0.294, SLG: 0.529		1-3 K		0-1 K		1-1 G5-3				2	1	1	0	0	1	0					
So Taguchi, R (7, PH) OBP: 0.297, SLG: 0.313					16 HR 1B					1	0	0	0	0	0	0					
Inning Stats	R: 1 E: 0 K: 0 S: 9	H: 2 LOB: 1 BB: 0 P: 14	R: 1 E: 0 K: 1 S: 10	H: 1 LOB: 0 BB: 0 P: 17	R: 0 E: 0 K: 1 S: 9	H: 0 LOB: 0 BB: 0 P: 10	R: 0 E: 0 K: 0 S: 4	H: 0 LOB: 1 BB: 1 P: 8	R: 2 E: 0 K: 0 S: 17	H: 4 LOB: 2 BB: 0 P: 23	R: 0 E: 0 K: 0 S: 10	H: 0 LOB: 0 BB: 0 P: 16	R: 0 E: 0 K: 1 S: 6	H: 0 LOB: 1 BB: 1 P: 14	R: 1 E: 0 K: 1 S: 9	H: 2 LOB: 1 BB: 1 P: 17	1B: 4 2B: 3 3B: 0 HR: 3	SF: 0 SAC: 0 DP: 1 HBP: 0	WP: 0 PB: 0 SB: 0 CS: 0	PA: 35	
PITCHER	IP	WLS	BF	H	R	ER	SO	BB	IBB	HBP	BLK	WP	HR	S	P	ERA	WHIP				
45 Ian Snell, R (1, 1) ERA: 3.06	6.0	L	26	7	4	4	2	1	0	0	0	0	0	59	88	6.00	1.333				
Damaso Marte, L (7, 1) ERA: 0.59	0.2		3	0	0	0	1	1	0	0	0	0	0	5	12	0.00	1.500				
54 Jonah Bayliss, R (7, 1) ERA: 5.76	0.1		1	0	0	0	0	0	0	0	0	0	0	1	2	0.00	0.000				
55 Matt Capps, R (8, 1) ERA: 3.24	1.0		5	2	1	1	1	0	1	0	0	0	0	9	17	9.00	2.000				

AB 32
R 5
H 9
RBI 5
BB 3
SO 4
LOB 12



Batter	1	2	3	4	5	6	7	8	9	AB	R	H	RBI	BB	SO	LOB	TOP						
José Bautista, R (1.5) OBP: 0.343, SLG: 0.409	G6-3		BB			HR	FC6-4			3	1	1	1	1	0	3	Pittsburgh Pirates @ St. Louis Cardinals Busch Stadium, St. Louis, MO Thu May 24 2007, 12:10 PM CDT Att: 44,296 - Sunny - 84 F						
6 Chris Duffy, L (1.8) OBP: 0.293, SLG: 0.331	2B		F9			F8		HBP		3	0	1	0	0	0	1							
12 Freddy Sanchez, R (1.4) OBP: 0.314, SLG: 0.339	L8				G6-3			F9		4	0	1	0	0	0	2							
25 Adam LaRoche, L (1.3) OBP: 0.309, SLG: 0.333	F8				F8			FC6-4		4	0	1	0	0	0	2							
Jason Bay, R (1.7) OBP: 0.356, SLG: 0.432		K			BB			F7		3	0	0	0	1	2	2							
Xavier Nady, R (1.9) OBP: 0.317, SLG: 0.438	F7				L8			FC6-4		3	0	0	0	0	0	3							
26 Ronny Paulino, R (1.2) OBP: 0.257, SLG: 0.353	G6-3				G6-3			F9		4	0	0	0	0	1	1							
2 Jack Wilson, R (1.6) OBP: 0.306, SLG: 0.339					G4-3			G6-3		4	0	1	0	0	0	0							
24 Tom Gorzelanny, R (1.1) OBP: 0.187, SLG: 0.091					K					2	0	0	0	0	0	0	P						
54 Jonah Bayliss, R (6.1) ERA: 5.61										0	0	0	0	0	0	0							
41 Ryan Doumit, S (7.1) ERA: 5.91										0	0	0	0	0	0	0							
34 John Grabow, L (7.1) ERA: 5.91										0	0	0	0	0	0	0							
59 Brian Rogers, R (7.1) ERA: 5.91										0	0	0	0	0	0	0							
13 Nate McLouth, L (6.1) ERA: 6.36										1	0	0	0	0	0	0							
Inning Stats	R: 0 E: 0 K: 0 S: 15	H: 1 LOB: 1 BB: 0 P: 20	R: 0 E: 0 K: 1 S: 7	H: 0 LOB: 0 BB: 0 P: 10	R: 0 E: 0 K: 1 S: 11	H: 0 LOB: 1 BB: 1 P: 18	R: 0 E: 0 K: 0 S: 6	H: 0 LOB: 1 BB: 1 P: 12	R: 0 E: 0 K: 0 S: 6	H: 0 LOB: 0 BB: 0 P: 8	R: 1 E: 0 K: 0 S: 11	H: 2 LOB: 0 BB: 0 P: 17	R: 0 E: 0 K: 0 S: 14	H: 1 LOB: 3 BB: 0 P: 22	R: 0 E: 0 K: 1 S: 10	H: 1 LOB: 2 BB: 0 P: 13		R: 0 E: 0 K: 1 S: 9	H: 0 LOB: 0 BB: 0 P: 14	1B: 3 2B: 1 3B: 0 HR: 1	SF: 0 SAC: 0 DP: 1 HBP: 3	WP: 0 PB: 0 SB: 0 CS: 0	PA: 36
PITCHER	IP WLS BF H R ER SO BB IBB HBP BLK WP HR S P ERA WHIP																						
41 Braden Looper, R (1.1) ERA: 3.1	6.0 W 22 3 1 1 2 2 0 0 0 0 0 1 56 85 1.50 0.833																						
36 Russ Springer, R (7.1) ERA: 1.88	0.2 H 4 1 0 0 0 0 0 0 1 0 0 0 0 8 11 0.00 1.500																						
Tyler Johnson, L (7.1) ERA: 1.1	0.1 H 3 0 0 0 0 0 0 0 2 0 0 0 0 6 12 0.00 0.000																						
37 Todd Wellemeyer, R (8.1) ERA: 8.71	1.0 H 4 1 0 0 1 0 0 0 0 0 0 0 10 12 0.00 1.000																						
44 Jason Istringhausen, R (9.1) ERA: 1.45	1.0 S 3 0 0 0 1 0 0 0 0 0 0 0 9 14 0.00 0.000																						

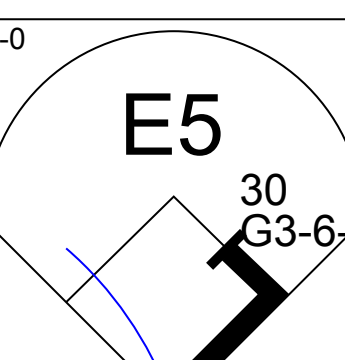
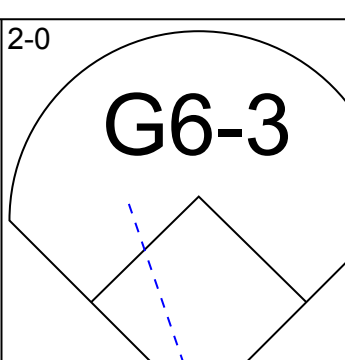
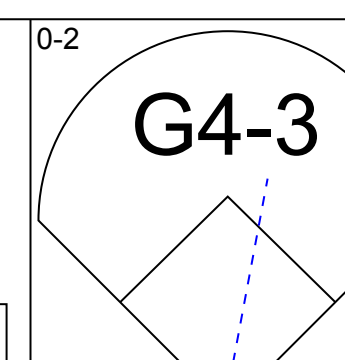
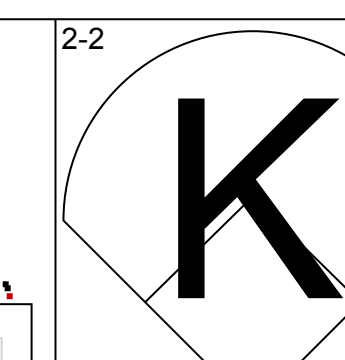
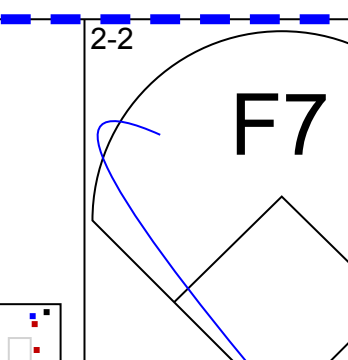
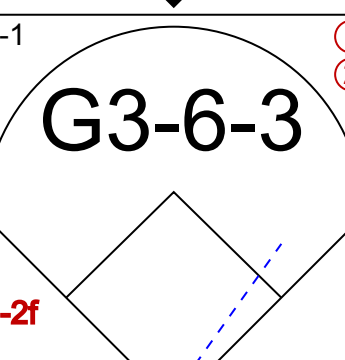
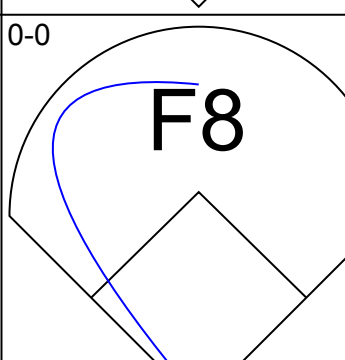
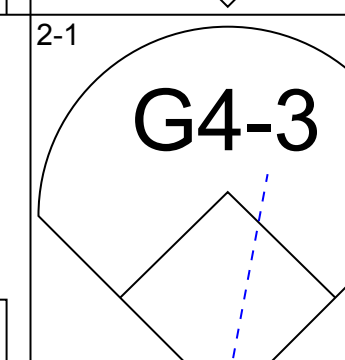
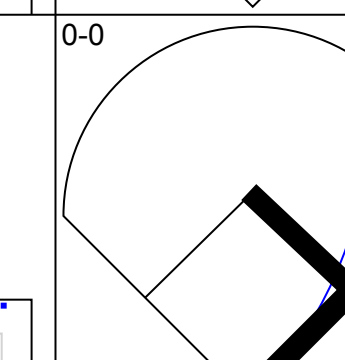
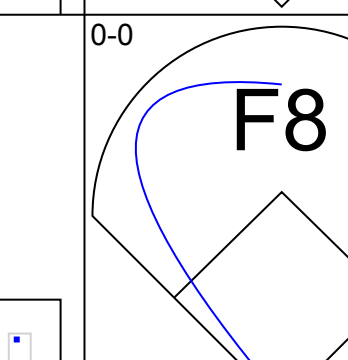
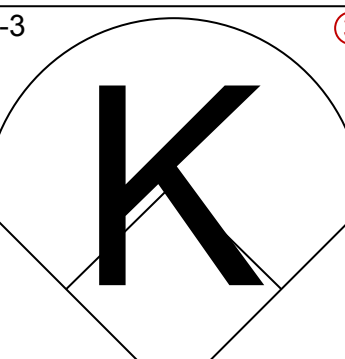
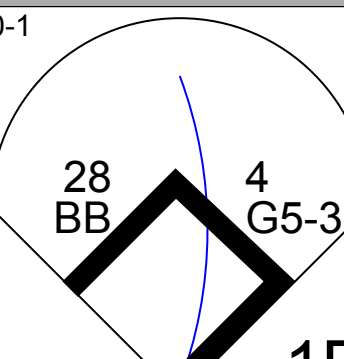
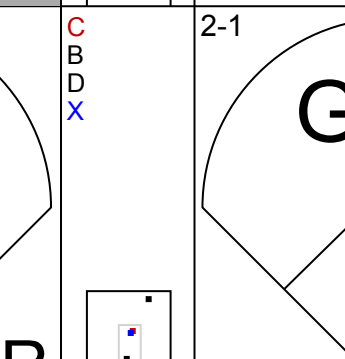
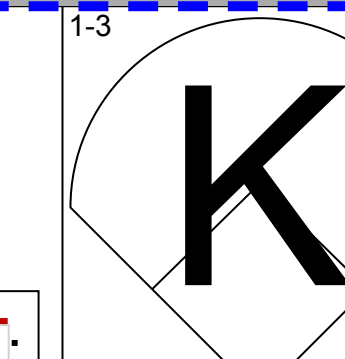
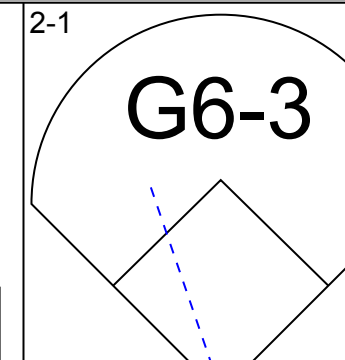
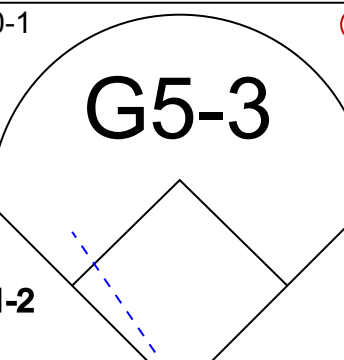
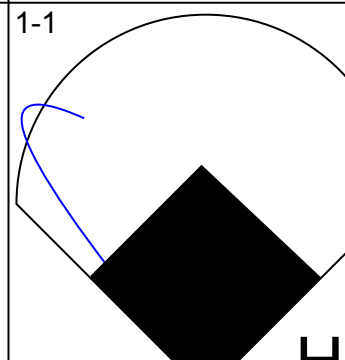
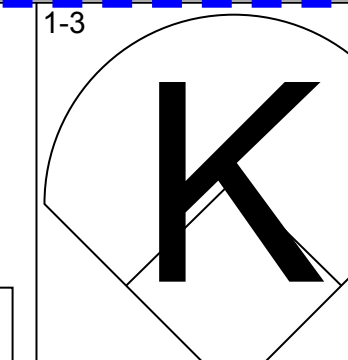
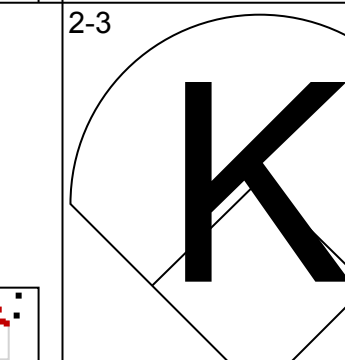
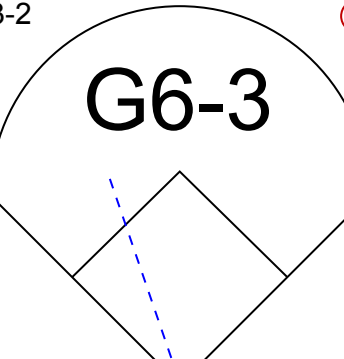
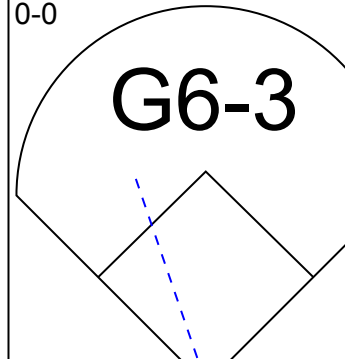
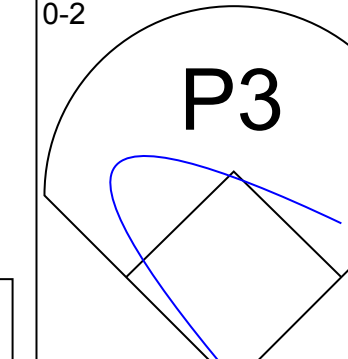
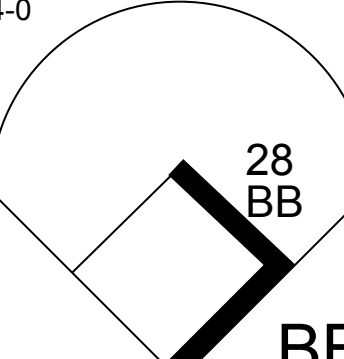
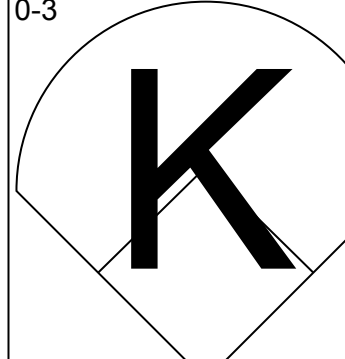
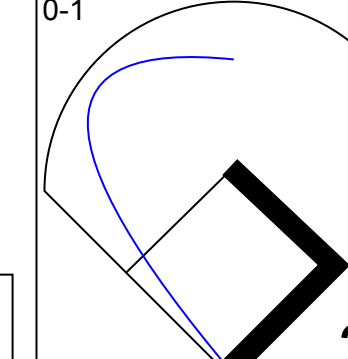
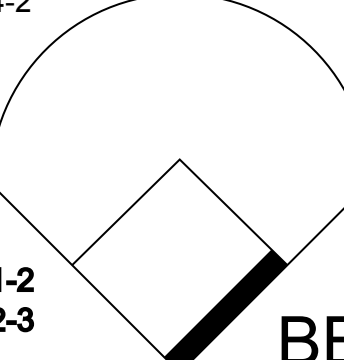
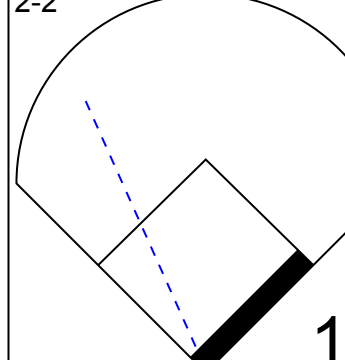
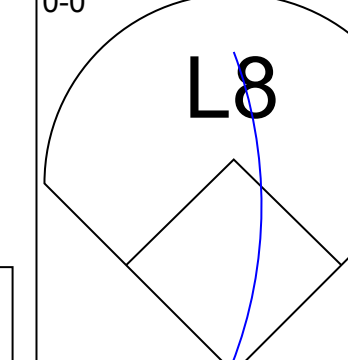

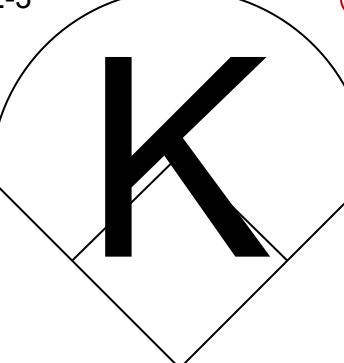
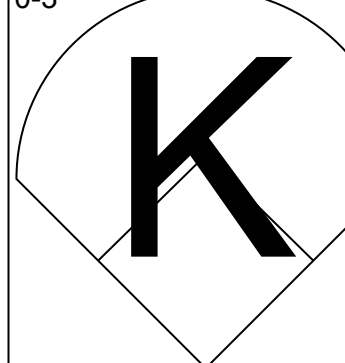





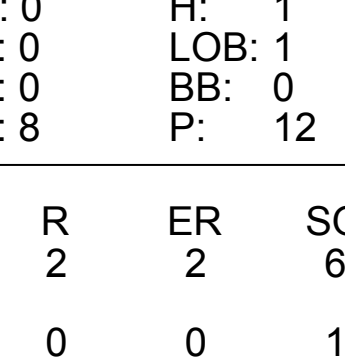
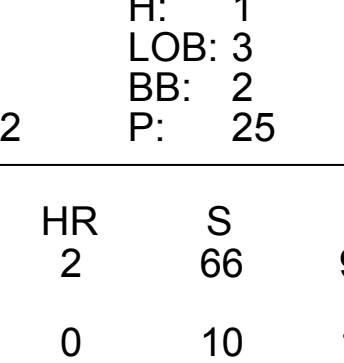
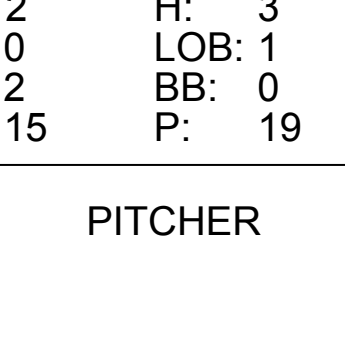
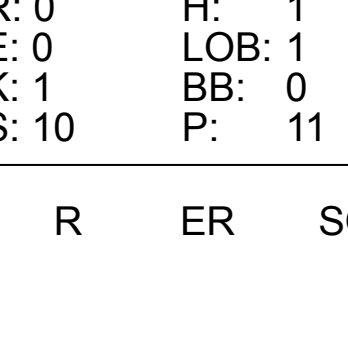



Batter	1	2	3	4	5	6	7	8	9	AB	R	H	RBI	BB	SO	LOB	BOTTOM				
22 David Eckstein, R (1.6) OBP: 0.327, SLG: 0.324	F7				K					4	0	1	0	0	1	5	Pittsburgh Pirates @ St. Louis Cardinals Busch Stadium, St. Louis, MO Thu May 24 2007, 12:10 PM CDT Att: 44,296 - Sunny - 84 F				
47 Ryan Ludwick, R (1.7) OBP: 0.244, SLG: 0.231	F8									4	0	0	0	0	0	2					
5 Albert Pujols, R (1.3) OBP: 0.368, SLG: 0.455	2B				L8					4	0	1	0	0	0	0					
43 Juan Encarnacion, R (1.9) OBP: 0.294, SLG: 0.303	P2				G4-3					4	0	0	0	0	1	1					
27 Scott Rolen, R (1.5) OBP: 0.314, SLG: 0.321					1B					2	1	1	0	2	1	0					
So Taguchi, R (1.8) OBP: 0.312, SLG: 0.329					1B					3	1	2	0	0	0	1					
4 Yadier Molina, R (1.2) OBP: 0.364, SLG: 0.383					K					3	1	2	2	0	1	1					
Aaron Miles, S (1.4) OBP: 0.318, SLG: 0.325					1B					4	0	3	1	0	0	0					
41 Braden Looper, R (1.1) OBP: 0.187, SLG: 0.091										1	0	0	0	1	0	1	Cardinals				
26 Scott Spiezio, S (6.1) ERA: 5.61										1	0	0	0	0	1	3					
36 Russ Springer, R (7.1) ERA: 1.88										0	0	0	0	0	0	0					
Tyler Johnson, S (7.1) ERA: 5.91										0	0	0	0	0	0	0					
37 Todd Wellemeyer, R (8.1) ERA: 8.71										0	0	0	0	0	0	0					
44 Jason Istringhausen, R (9.1) ERA: 1.45										0	0	0	0	0	0	0					
Inning Stats	R: 0 E: 0 K: 0 S: 12	H: 1 LOB: 1 BB: 0 P: 14	R: 2 E: 0 K: 0 S: 13	H: 5 LOB: 2 BB: 0 P: 24	R: 0 E: 0 K: 1 S: 11	H: 0 LOB: 0 BB: 0 P: 16	R: 0 E: 0 K: 2 S: 16	H: 2 LOB: 2 BB: 1 P: 29	R: 0 E: 0 K: 0 S: 8	H: 0 LOB: 0 BB: 0 P: 11	R: 0 E: 0 K: 1 S: 24	H: 2 LOB: 3 BB: 1 P: 32	R: 0 E: 0 K: 1 S: 10	H: 0 LOB: 0 BB: 0 P: 11	R: 1 E: 0 K: 0 S: 4	H: 0 LOB: 0 BB: 1 P: 10		1B: 7 2B: 3 3B: 0 HR: 0	SF: 1 SAC: 1 DP: 0 HBP: 0	WP: 0 PB: 0 SB: 2 CS: 1	PA: 35
PITCHER	IP WLS BF H R ER SO BB IBB HBP BLK WP HR S P ERA WHIP																				
24 Tom Gorzelanny, L (1.1) ERA: 2.51	5.1 L 26 10 2 2 3 2 0 0 0 0 0 0 6 78 118 3.38 2.250																				
54 Jonah Bayliss, R (6.1) ERA: 5.61	0.2 2 0 0 0 1 0 0 0 0 0 0 0 6 8 0.00 0.000																				
34 John Grabow, L (7.1) ERA: 5.91	0.1 1 0 0 0 0 0 0 0 0 0 0 0 2 3 0.00 0.000																				
59 Brian Rogers, R (7.1) ERA: 4.5	1.2 6 0 1 1 1 1 0 0 0 0 0 0 12 18 5.40 0.600																				

Batter	1	2	3	4	5	6	7	8	9	10	AB	R	H	RBI	BB	SO	LOB	TOP								
José Bautista, R OBP: 0.348, SLG: 0.405 (1,5)											4	1	1	0	1	2	1	Pittsburgh Pirates @ Cincinnati Reds Great American Ball Park, Cincinnati, OH Fri May 25 2007, 7:10 PM EDT Att. 36,455 - Partly Cloudy - 85 F								
6 Chris Duffy, L OBP: 0.296, SLG: 0.342 (1,8)											4	0	2	1	0	1	1									
12 Freddy Sanchez, R OBP: 0.311, SLG: 0.341 (1,4)											5	1	1	1	0	1	4									
25 Adam LaRoche, L OBP: 0.306, SLG: 0.325 (1,3)											4	1	0	0	1	0	1									
Jason Bay, R OBP: 0.367, SLG: 0.453 (1,7)											3	2	2	2	1	1	0									
41 Ryan Doumit, S OBP: 0.402, SLG: 0.552 (1,2)											2	0	0	0	0	0	1									
26 Ronny Paulino, R OBP: 0.259, SLG: 0.360 (4,2)											3	1	1	2	0	0	1									
Xavier Nady, R OBP: 0.319, SLG: 0.459 (1,9)											5	2	2	2	0	0	1									
2 Jack Wilson, R OBP: 0.314, SLG: 0.343 (1,6)											4	1	2	1	0	0	0									
28 Paul Maholm, L OBP: 0.106, SLG: 0.105 (8, PH) 55 Matt Capps, R OBP: 0.340, SLG: 0.395 (8, 1) Damasso Marte, L OBP: 0.100, SLG: 0.000 (8, 1) 54 Jonah Bayliss, R OBP: 0.521, SLG: 0.515 (10, PH) 13 Nate McLouth, R OBP: 0.311, SLG: 0.315 (10, 1) 16 Salomon Torres, R OBP: 0.259, SLG: 0.360 (10, 1)											2	0	0	0	0	0	1									
Inning Stats	R: 0 E: 0 K: 1 S: 9	H: 1 LOB: 1 BB: 0 P: 12	R: 2 E: 0 K: 1 S: 11	H: 2 LOB: 0 BB: 0 P: 18	R: 0 E: 0 K: 1 S: 7	H: 0 LOB: 1 BB: 1 P: 15	R: 0 E: 0 K: 0 S: 4	H: 1 LOB: 0 BB: 0 P: 6	R: 0 E: 0 K: 0 S: 6	H: 0 LOB: 0 BB: 0 P: 8	R: 0 E: 0 K: 1 S: 9	H: 0 LOB: 0 BB: 0 P: 14	R: 0 E: 0 K: 1 S: 9	H: 0 LOB: 0 BB: 0 P: 15	R: 0 E: 0 K: 0 S: 12	H: 1 LOB: 3 BB: 1 P: 24	R: 0 E: 0 K: 0 S: 4	H: 0 LOB: 1 BB: 1 P: 11	R: 8 E: 1 K: 1 S: 23	H: 6 LOB: 1 BB: 1 P: 36	1B: 6 2B: 4 3B: 0 HR: 2	SF: 1 SAC: 1 DP: 2 HBP: 3	WP: 0 PB: 0 SB: 0 CS: 2	PA: 46		
PITCHER	IP WLS BF H R ER SO ERA WHIP	IP WLS BF H R ER SO ERA WHIP	IP WLS BF H R ER SO ERA WHIP	IP WLS BF H R ER SO ERA WHIP	IP WLS BF H R ER SO ERA WHIP	IP WLS BF H R ER SO ERA WHIP	IP WLS BF H R ER SO ERA WHIP	IP WLS BF H R ER SO ERA WHIP	IP WLS BF H R ER SO ERA WHIP	IP WLS BF H R ER SO ERA WHIP	IP WLS BF H R ER SO ERA WHIP	IP WLS BF H R ER SO ERA WHIP	IP WLS BF H R ER SO ERA WHIP	IP WLS BF H R ER SO ERA WHIP	IP WLS BF H R ER SO ERA WHIP	IP WLS BF H R ER SO ERA WHIP	IP WLS BF H R ER SO ERA WHIP	IP WLS BF H R ER SO ERA WHIP	IP WLS BF H R ER SO ERA WHIP	IP WLS BF H R ER SO ERA WHIP	IP WLS BF H R ER SO ERA WHIP	IP WLS BF H R ER SO ERA WHIP	IP WLS BF H R ER SO ERA WHIP	IP WLS BF H R ER SO ERA WHIP	IP WLS BF H R ER SO ERA WHIP	
39 Aaron Harang, R ERA: 4.5	8.0	30	5	2	2	5	BB: 2 IBB: 0 HBP: 2 BLK: 0	WP: 0 HR: 2 S: 67 P: 112	ERA: 2.25 WHIP: 0.875																	
25 David Weathers, R ERA: 4.5	1.1	L	11	3	6	6	0	1	1	1	0	0	0	18	36	40.50	3.000									
53 Brad Salmon, R ERA: 4.5	0.2	5	3	2	2	1	0	0	0	0	0	0	0	9	11	27.00	4.500									

Pittsburgh Pirates @ Cincinnati Reds
Great American Ball Park, Cincinnati, OH
Fri May 25 2007, 7:10 PM EDT
Att. 36,455 - Partly Cloudy - 85 F

AB 37
R 10
H 11
RBI 9
BB 4
SO 6
LOB 12



Batter	1	2	3	4	5	6	7	8	9	10	AB	R	H	RBI	BB	SO	LOB	BOTTOM							
6 Ryan Freel, R OBP: 0.322, SLG: 0.377 (1,8)											5	0	0	0	0	1	2	Pittsburgh Pirates @ Cincinnati Reds Great American Ball Park, Cincinnati, OH Fri May 25 2007, 7:10 PM EDT Att. 36,455 - Partly Cloudy - 85 F							
30 Norris Hopper, R OBP: 0.268, SLG: 0.317 (1,7)											5	0	1	0	0	0	3								
Ken Griffey Jr., L OBP: 0.404, SLG: 0.565 (1,9)											5	1	2	1	0	2	1								
4 Brandon Phillips, R OBP: 0.336, SLG: 0.500 (1,4)											5	1	1	1	0	2	1								
Jeff Conine, R OBP: 0.327, SLG: 0.426 (1,3)											4	0	1	0	0	0	1								
25 David Weathers, R ERA: 4.5											0	0	0	0	0	0	0								
53 Brad Salmon, L (10, 1)											0	0	0	0	0	0	0								
Adam Dunn, L OBP: 0.367, SLG: 0.539 (10, PH)											0	1	0	0	1	0	0								
2 Alex Gonzalez, R OBP: 0.315, SLG: 0.482 (1,6)											4	1	2	1	1	1	1								
28 Edwin Encarnación, R OBP: 0.308, SLG: 0.284 (1,5)											4	0	2	1	1	0	2								
26 David Ross, R OBP: 0.256, SLG: 0.357 (1,2)											3	0	1	0	0	2	4								
Javier Valentín, S OBP: 0.333, SLG: 0.385 (9, PH)											1	0	1	0	0	0	0								
9 Juan Castro, R OBP: 0.192, SLG: 0.204 (9, PH)											1	0	0	0	0	0	0								
Chad Moeller, R OBP: 0.176, SLG: 0.176 (10, 2)											1	0	0	0	0	1	1								
39 Aaron Harang, R OBP: 0.174, SLG: 0.182 (1,1)											2	0	0	0	0	1	0								
Scott Hallsberg, L OBP: 0.367, SLG: 0.440 (9, 3)											1	0	0	0	0	0	1								
Inning Stats	R: 0 E: 1 K: 1 S: 6	H: 0 LOB: 0 BB: 0 P: 8	R: 0 E: 0 K: 0 S: 8	H: 1 LOB: 1 BB: 0 P: 12	R: 0 E: 0 K: 0 S: 5	H: 1 LOB: 1 BB: 1 P: 9	R: 0 E: 0 K: 1 S: 12	H: 1 LOB: 3 BB: 2 P: 25	R: 0 E: 0 K: 0 S: 10	H: 0 LOB: 0 BB: 0 P: 12	R: 2 E: 0 K: 2 S: 15	H: 3 LOB: 1 BB: 0 P: 19	R: 0 E: 0 K: 2 S: 10	H: 1 LOB: 1 BB: 0 P: 14	R: 0 E: 0 K: 1 S: 10	H: 1 LOB: 1 BB: 0 P: 11	R: 0 E: 0 K: 0 S: 7	H: 1 LOB: 1 BB: 0 P: 9	R: 2 E: 0 K: 3 S: 20	H: 2 LOB: 1 BB: 1 P: 31	1B: 5 2B: 4 3B: 0 HR: 2	SF: 0 SAC: 1 DP: 1 HBP: 0	WP: 0 PB: 0 SB: 0 CS: 0	PA: 44	
PITCHER	IP WLS BF H R ER SO ERA WHIP	IP WLS BF H R ER SO ERA WHIP	IP WLS BF H R ER SO ERA WHIP	IP WLS BF H R ER SO ERA WHIP	IP WLS BF H R ER SO ERA WHIP	IP WLS BF H R ER SO ERA WHIP	IP WLS BF H R ER SO ERA WHIP	IP WLS BF H R ER SO ERA WHIP	IP WLS BF H R ER SO ERA WHIP	IP WLS BF H R ER SO ERA WHIP	IP WLS BF H R ER SO ERA WHIP	IP WLS BF H R ER SO ERA WHIP	IP WLS BF H R ER SO ERA WHIP	IP WLS BF H R ER SO ERA WHIP	IP WLS BF H R ER SO ERA WHIP	IP WLS BF H R ER SO ERA WHIP	IP WLS BF H R ER SO ERA WHIP	IP WLS BF H R ER SO ERA WHIP	IP WLS BF H R ER SO ERA WHIP	IP WLS BF H R ER SO ERA WHIP	IP WLS BF H R ER SO ERA WHIP	IP WLS BF H R ER SO ERA WHIP	IP WLS BF H R ER SO ERA WHIP	IP WLS BF H R ER SO ERA WHIP	IP WLS BF H R ER SO ERA WHIP
28 Paul Maholm, L ERA: 5.43	7.0	30	7	2	2	6	BB: 2 IBB: 0 HBP: 0 BLK: 0	WP: 0 HR: 2 S: 66 P: 99	ERA: 2.57 WHIP: 1.286																
55 Matt Capps, R ERA: 3.12	1.0	4	1	0	0	1	0	0	0	0	10	11	0.00	1.000											
Damasso Marte, L ERA: 0.57	0.1	2	1	0	0	0	0	0	0	0	3	3	0.00	3.000											
54 Jonah Bayliss, R ERA: 5.47	0.2	W	2	0	0	0	0	0	0	0	4	6	0.00	0.000											
16 Salomon Torres, R ERA: 4.95	1.0	6	2	2	2	3	1	0	0	0	20	31	18.00	3.000											

Pittsburgh Pirates @ Cincinnati Reds
Great American Ball Park, Cincinnati, OH
Fri May 25 2007, 7:10 PM EDT
Att. 36,455 - Partly Cloudy - 85 F

AB 40
R 4
H 11
RBI 4
BB 3
SO 10
LOB 17



Batter	1	2	3	4	5	6	7	8	9	AB	R	H	RBI	BB	SO	LOB	TOP								
José Bautista, R OBP: 0.344, SLG: 0.395	L9	L8		FC3-6 BB		E1 G4-3 1B		G3		4	1	0	0	1	0	0									
6 Chris Duffy, L OBP: 0.293, SLG: 0.333	25 HBP 2B BB	G2-3		FC3-6 25 1B		G4-3		K		4	2	0	0	1	1	2									
12 Freddy Sanchez, R OBP: 0.314, SLG: 0.339	L8	G5-3		25 1B 2B 1B				K		4	1	1	0	1	1	1									
25 Adam LaRoche, L OBP: 0.314, SLG: 0.348	2B HR HBP		G1-3	2B 1B		K			HR	4	2	2	2	0	1	2									
Jason Bay, R OBP: 0.377, SLG: 0.470	HR 2B		26 1B G3-1 BB	1-3 2H 1B				F8		4	1	3	3	1	0	0									
Xavier Nady, R OBP: 0.322, SLG: 0.486	HR		G3-1	F8		F8			2B	5	2	2	3	0	0	5									
26 Ronny Paulino, R OBP: 0.263, SLG: 0.357	2B BB			1B		F8		G6-3		4	0	1	0	1	1	1									
2 Jack Wilson, R OBP: 0.316, SLG: 0.345	1B		L5			K		F9		5	0	2	1	0	1	2									
Shawn Chacon, R OBP: 0.143, SLG: 0.143 34 John Grabow, L Damaso Marte, L 55 Matt Capps, R 13 Nate McLouth, L 59 Brian Rogers, R 16 Salomon Torres, R	G6-3			P5		F7		K		2	0	0	0	0	0	2									
Inning Stats	R: 4 E: 0 K: 0 S: 21	H: 3 LOB: 2 BB: 2 P: 34	R: 0 E: 0 K: 0 S: 9	H: 0 LOB: 0 BB: 0 P: 16	R: 0 E: 0 K: 0 S: 14	H: 1 LOB: 2 BB: 1 P: 23	R: 2 E: 0 K: 0 S: 16	H: 3 LOB: 2 BB: 1 P: 22	R: 0 E: 0 K: 1 S: 7	H: 0 LOB: 0 BB: 0 P: 10	R: 1 E: 1 K: 1 S: 15	H: 1 LOB: 2 BB: 1 P: 21	R: 0 E: 0 K: 1 S: 12	H: 0 LOB: 0 BB: 0 P: 14	R: 0 E: 0 K: 2 S: 10	H: 0 LOB: 0 BB: 0 P: 14	R: 2 E: 0 K: 1 S: 11	H: 3 LOB: 1 BB: 0 P: 16	1B: 6 2B: 3 3B: 0 HR: 2	SF: 0 SAC: 0 DP: 0 HBP: 1	WP: 0 PB: 0 SB: 0 CS: 0	PA: 45			
PITCHER	IP	WLS	BF	H	R	ER	SO	BB	IBB	HBP	BLK	WP	HR	S	P	ERA	WHIP								
61 Bronson Arroyo, R ERA: 4.01	4.0	L	24	7	6	6	0	4	0	1	0	0	1	60	95	13.50	2.750								
Victor Santos, R ERA: 3.46	1.0		3	0	0	0	1	0	0	0	0	0	0	7	10	0.00	0.000								
29 Mike Stanton, L ERA: 5.4	2.0		9	1	1	0	2	1	0	0	0	0	0	27	35	0.00	1.000								
40 Jon Coutlangus, L ERA: 4.96	1.0		3	0	0	0	2	0	0	0	0	0	0	10	14	0.00	0.000								
51 Jared Burton, R ERA: 2.57	1.0		6	3	2	2	1	0	0	0	0	0	1	11	16	18.00	3.000								

Pittsburgh Pirates @ Cincinnati Reds
Great American Ball Park, Cincinnati, OH
Sat May 26 2007, 7:10 PM EDT
Att: 32,380 - Partly Cloudy - 83 F

AB 39
R 9
H 11
RBI 9
BB 5
SO 6
LOB 16



Batter	1	2	3	4	5	6	7	8	9	AB	R	H	RBI	BB	SO	LOB	BOTTOM								
6 Ryan Freel, R OBP: 0.317, SLG: 0.370	K		BB 1B BB	F9	K			G6-3	P4	6	1	1	0	0	2	5									
Scott Hatteberg, L OBP: 0.383, SLG: 0.471	FC6-4 BB		BB BB	1B	HBP		F7	HR		3	1	2	1	1	0	0									
Ken Griffey Jr., L OBP: 0.404, SLG: 0.553	FC6-4 FC6-4		BB	G4-3				F7		3	0	0	0	2	0	4									
4 Brandon Phillips, R OBP: 0.332, SLG: 0.490	FC6-4		F4		2B BB BB		K	K		4	1	0	0	1	2	5									
Adam Dunn, L OBP: 0.363, SLG: 0.526		G6-3		BB	K		G2-3	K		4	0	0	1	1	2	3									
28 Edwin Encarnación, R OBP: 0.319, SLG: 0.317		BB	P2		P3			HR		4	1	2	1	1	0	4									
2 Alex Gonzalez, R OBP: 0.317, SLG: 0.497		FC5-4 26 FC6-4		G5-3	BB 26 BB 1B		F7	HR		5	1	2	1	0	0	2									
26 David Ross, R OBP: 0.262, SLG: 0.348		FC6-4		HBP 1B BB	BB		K	F7		3	0	0	0	2	1	2									
61 Bronson Arroyo, R ERA: 4.01 34 John Grabow, L Damaso Marte, L 55 Matt Capps, R 13 Nate McLouth, L 59 Brian Rogers, R 16 Salomon Torres, R			K	HBP 1B	BB		F9	L8		1	0	0	0	0	0	0									
Inning Stats	R: 0 E: 0 K: 1 S: 8	H: 0 LOB: 1 BB: 1 P: 16	R: 0 E: 0 K: 0 S: 11	H: 0 LOB: 1 BB: 1 P: 19	R: 1 E: 0 K: 1 S: 12	H: 2 LOB: 3 BB: 2 P: 24	R: 0 E: 0 K: 0 S: 13	H: 1 LOB: 3 BB: 1 P: 25	R: 1 E: 0 K: 2 S: 9	H: 1 LOB: 3 BB: 3 P: 29	R: 0 E: 0 K: 1 S: 13	H: 0 LOB: 1 BB: 1 P: 16	R: 0 E: 0 K: 1 S: 21	H: 1 LOB: 0 BB: 0 P: 18	R: 1 E: 0 K: 2 S: 10	H: 1 LOB: 1 BB: 0 P: 26	R: 2 E: 0 K: 0 S: 12	H: 2 LOB: 0 BB: 0 P: 20	1B: 5 2B: 0 3B: 0 HR: 3	SF: 0 SAC: 0 DP: 0 HBP: 1	WP: 1 PB: 0 SB: 0 CS: 0	PA: 46			
PITCHER	IP	WLS	BF	H	R	ER	SO	BB	IBB	HBP	BLK	WP	HR	S	P	ERA	WHIP								
Shawn Chacon, R ERA: 3.38	3.2		20	3	1	1	2	5	0	1	0	0	0	16	33	6.75	3.000								
34 John Grabow, L ERA: 6.0	1.1	W	8	1	1	1	2	3	0	0	0	0	0	16	26	0.00	1.500								
Damaso Marte, L ERA: 0.53	1.1		6	1	0	0	1	1	0	0	0	0	0	16	26	0.00	1.500								
55 Matt Capps, R ERA: 3.25	1.2		7	1	1	1	3	0	0	0	0	1	1	27	34	5.40	0.600								
59 Brian Rogers, R ERA: 13.5	0.0		2	2	2	2	0	0	0	0	0	0	2	6	12	∞	∞								

Pittsburgh Pirates @ Cincinnati Reds
Great American Ball Park, Cincinnati, OH
Sat May 26 2007, 7:10 PM EDT
Att: 32,380 - Partly Cloudy - 83 F

AB 36
R 5
H 8
RBI 5
BB 9
SO 8
LOB 26



Batter	1	2	3	4	5	6	7	8	9	AB	R	H	RBI	BB	SO	LOB	TOP				
José Bautista, R (1, 5) OBP: 0.349, SLG: 0.400	1-2 G5-3		2-2 G6-3		2-2 L6			1-2 1B		4	0	1	0	0	0	2	Pittsburgh Pirates @ Cincinnati Reds Great American Ball Park, Cincinnati, OH Mon May 28 2007, 1:15 PM EDT Att: 17,905 - Overcast - 74 F				
6 Chris Duffy, L (1, 8) OBP: 0.295, SLG: 0.345	0-2 G4-3			1-1 L8		2-0 G3		2-1 G3-2		4	0	0	0	0	0	2					
12 Freddy Sanchez, R (1, 4) OBP: 0.314, SLG: 0.343	0-2 F9			2-1 F8		0-2 P2		3-H	1-2 FC5-4 1B	4	0	1	0	0	0	0					
25 Adam LaRoche, L (1, 3) OBP: 0.315, SLG: 0.353		0-0 L1		0-0 1B		1-2 G4-3			0-3 1B	4	0	1	0	0	1	1					
Jason Bay, R (1, 7) OBP: 0.380, SLG: 0.495		0-1 FC5-2 3B		0-0 F8			2-1 G5-3		2-1 FC5-4	4	0	1	0	0	0	2					
Xavier Nady, R (1, 9) OBP: 0.325, SLG: 0.479		0-1 FC5-2			0-1 45 SH1-4 HBP 1B		3-1 G5-3		1-1 F8	4	0	1	0	0	0	2					
2 Jack Wilson, R (1, 6) OBP: 0.309, SLG: 0.351		3-H G4-3			2-2 F9		0-2 G6-3			3	0	0	0	0	0	2					
Humberto Cota, R (1, 2) OBP: 0.389, SLG: 0.357			0-0 F8		1-0 45 SH1-4 HBP 1B			1-0 1B 6 G3-2 1B		2	0	1	0	0	0	0					
45 Ian Snell, R (1, 1) OBP: 0.200, SLG: 0.158			1-3 K		0-0 SH1-4			1-0 P5		1	0	0	0	0	1	0					
41 Ryan Doumit, S (8, PH) OBP: 0.398, SLG: 0.545					1-2 2-3					1	0	0	0	0	0	1					
Damaso Marte, L (8, 1) OBP: 0.398, SLG: 0.545										0	0	0	0	0	0	0					
44 Josh Sharpless, R (8, 1) OBP: 0.398, SLG: 0.545										0	0	0	0	0	0	0					
Inning Stats	R: 0 E: 0 K: 0 S: 10	H: 0 LOB: 0 BB: 0 P: 11	R: 0 E: 0 K: 0 S: 11	H: 1 LOB: 1 BB: 0 P: 12	R: 0 E: 0 K: 1 S: 8	H: 0 LOB: 0 BB: 0 P: 11	R: 0 E: 0 K: 0 S: 6	H: 1 LOB: 1 BB: 0 P: 9	R: 0 E: 0 K: 0 S: 9	H: 1 LOB: 2 BB: 0 P: 14	R: 0 E: 0 K: 0 S: 7	H: 0 LOB: 0 BB: 0 P: 10	R: 0 E: 0 K: 0 S: 7	H: 0 LOB: 0 BB: 0 P: 12	R: 0 E: 0 K: 0 S: 7	H: 2 LOB: 1 BB: 0 P: 12	R: 0 E: 0 K: 1 S: 10	H: 1 LOB: 1 BB: 0 P: 14	1B: 5 2B: 1 3B: 1 HR: 0	SF: 0 SAC: 1 DP: 1 HBP: 1	WP: 0 PA: 33 PB: 0 SB: 0 CS: 0
PITCHER Kyle Lohse, R (1, 1) ERA: 4.59	IP: 9.0 WLS: W BF: 33 H: 6 R: 0 ER: 0 SO: 2 BB: 0 IBB: 0 HBP: 1 BLK: 0 WP: 0 HR: 0 S: 75 P: 105 ERA: 0.00 WHIP: 0.667															PITCHER					

AB	31
R	0
H	6
RBI	0
BB	0
SO	2
LOB	12

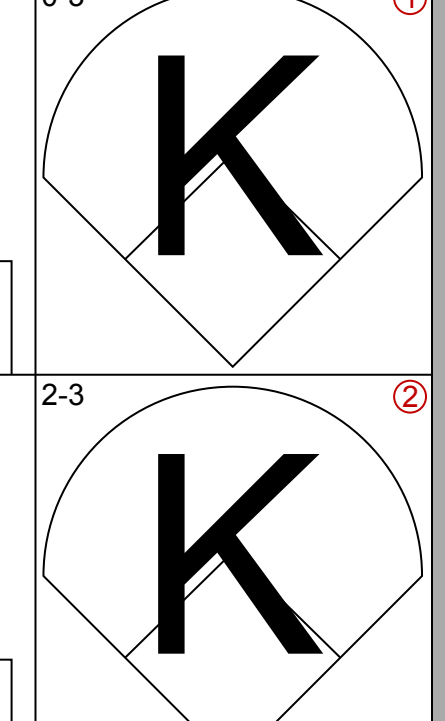
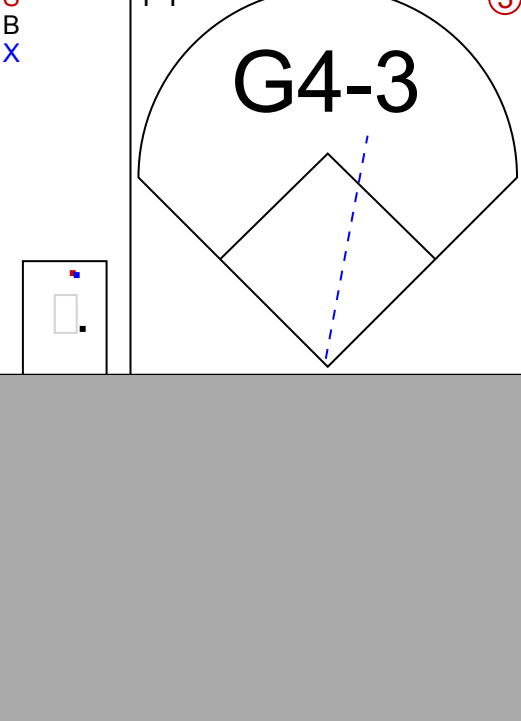
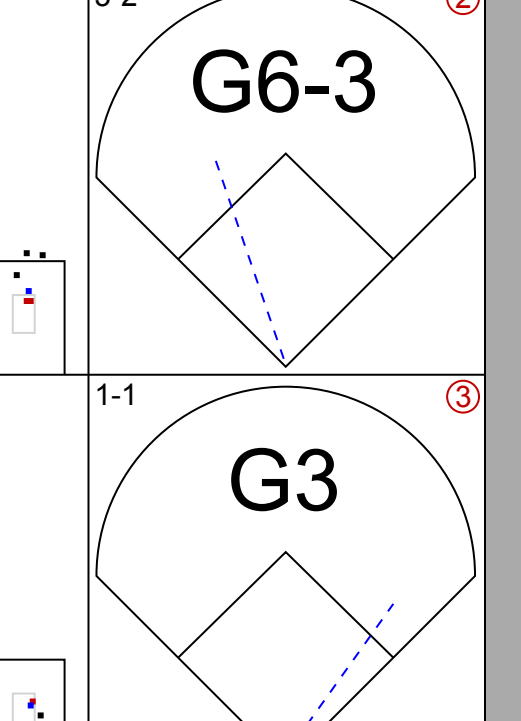
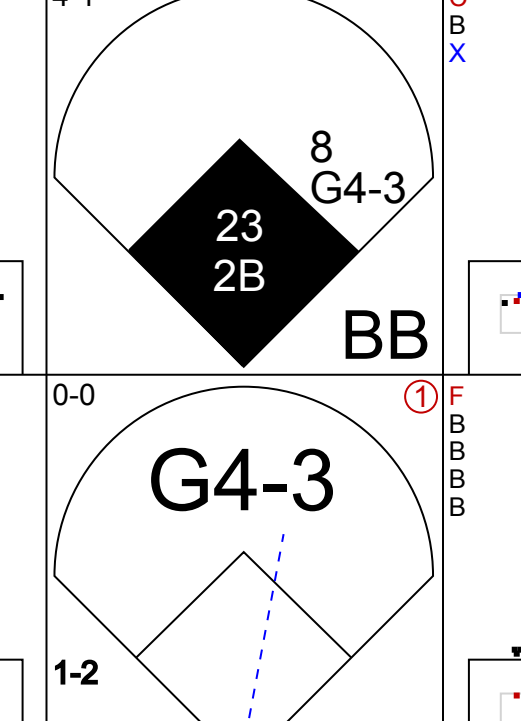
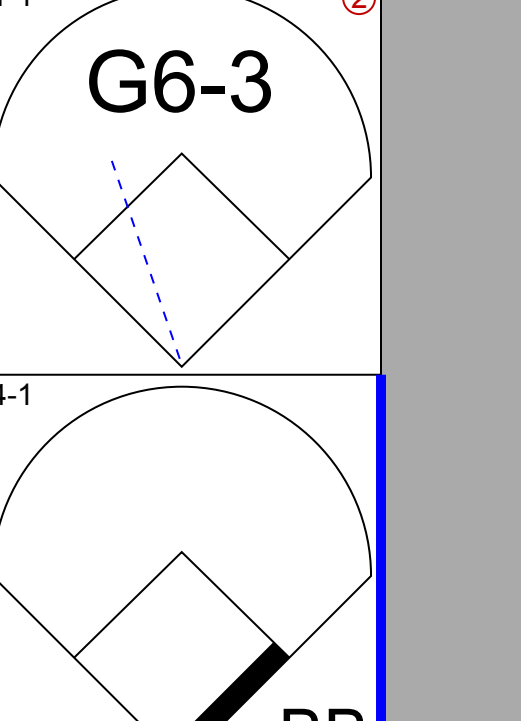
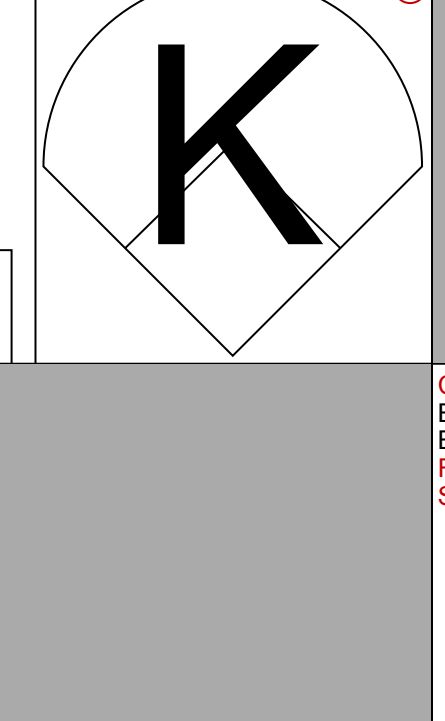
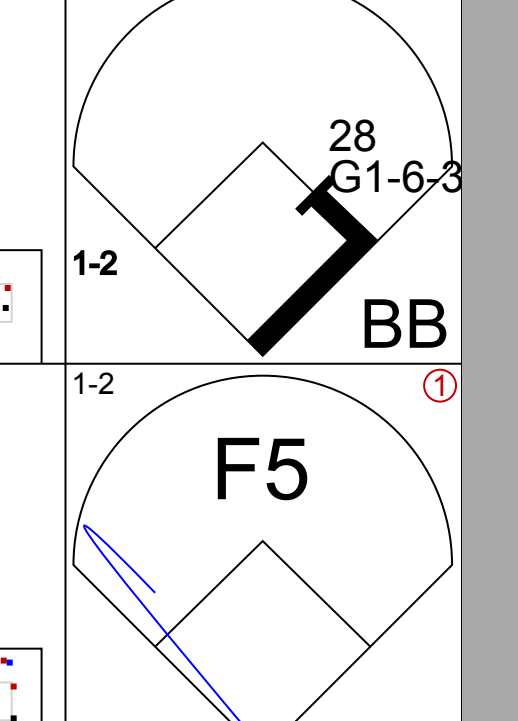

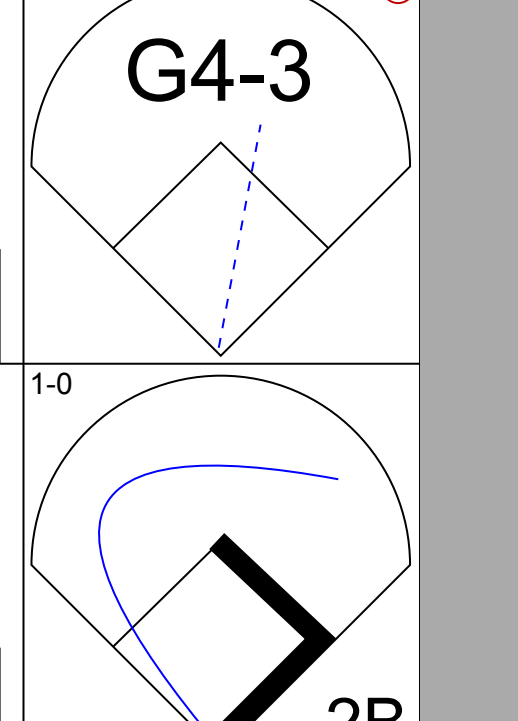
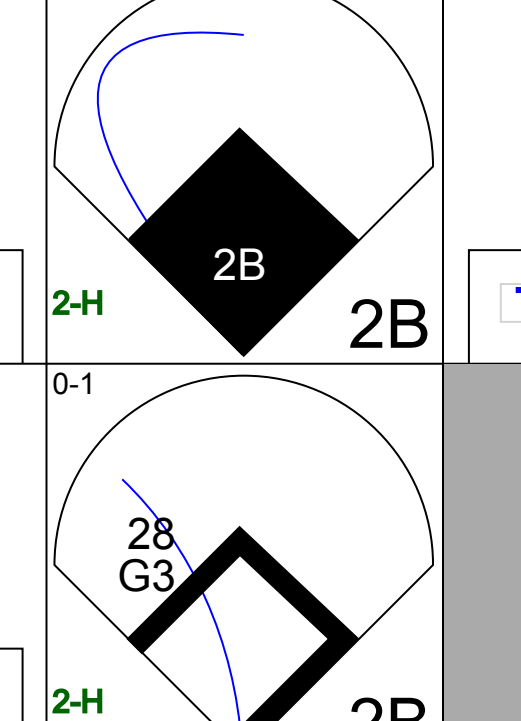
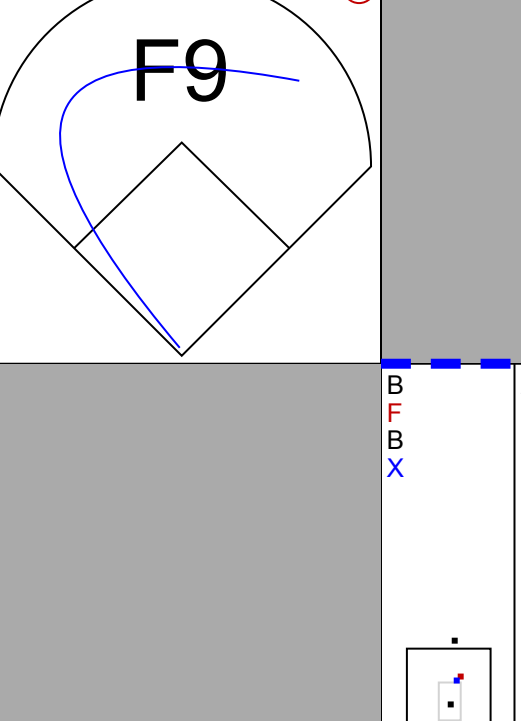

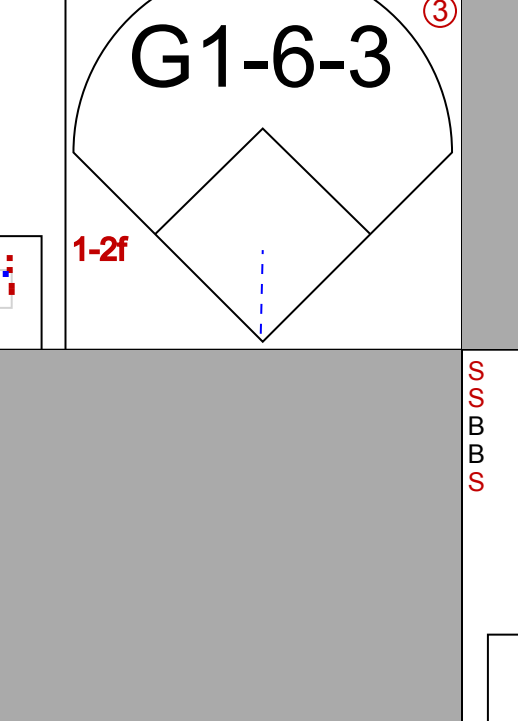
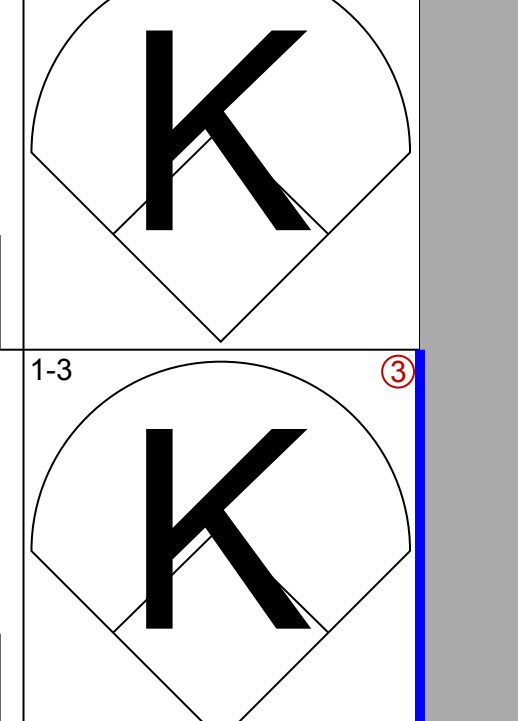
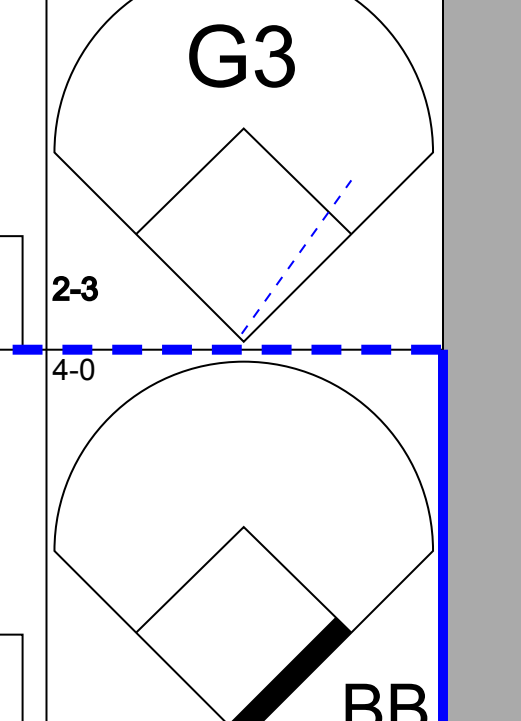
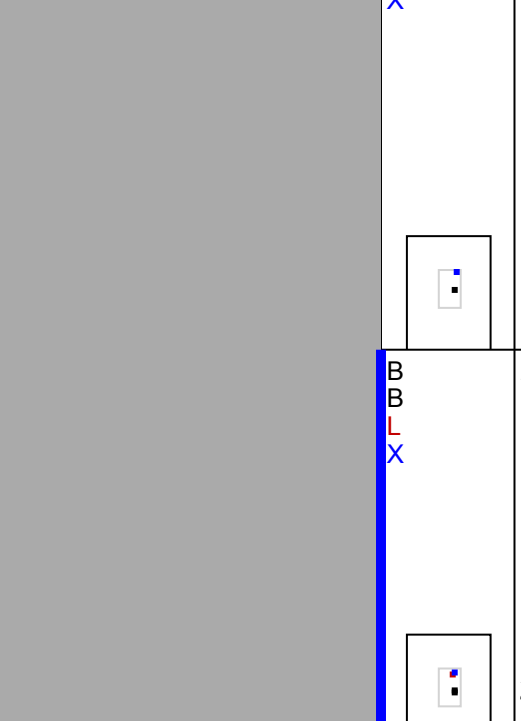

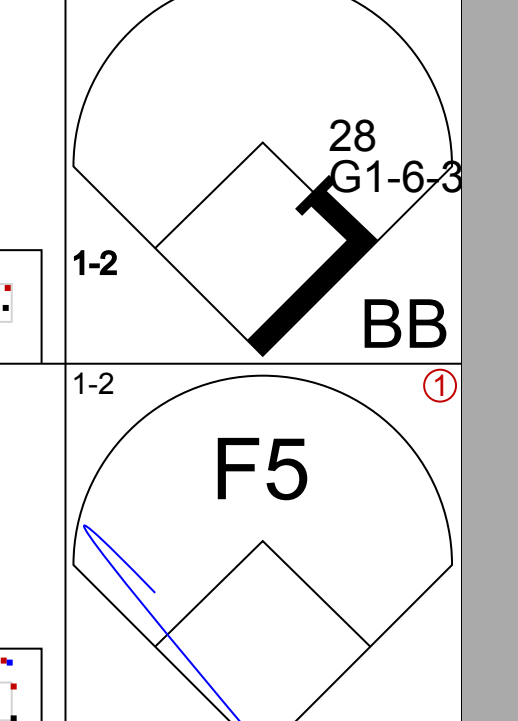
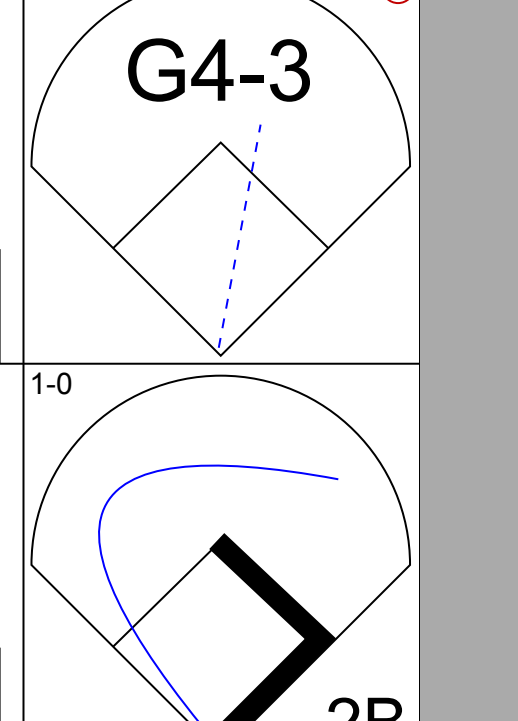
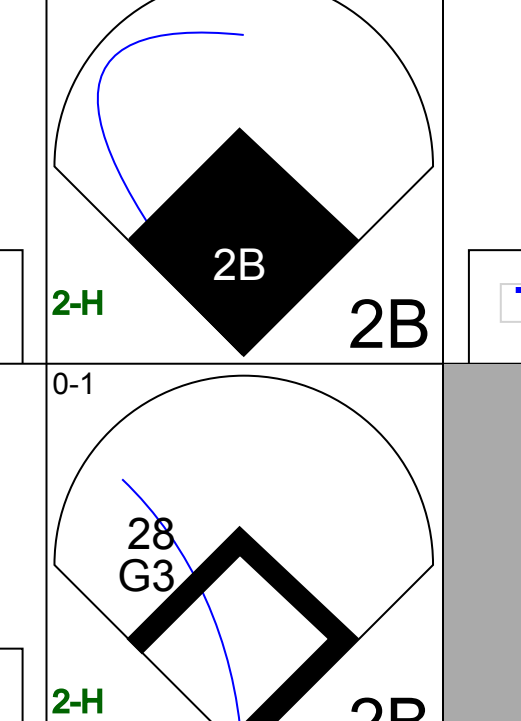
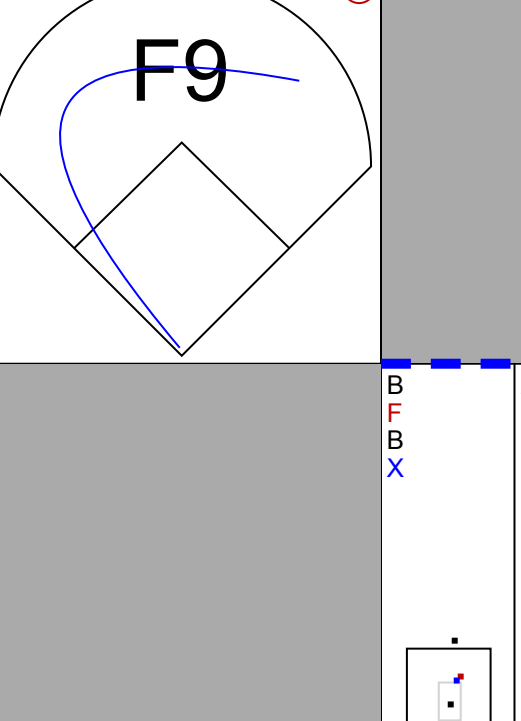
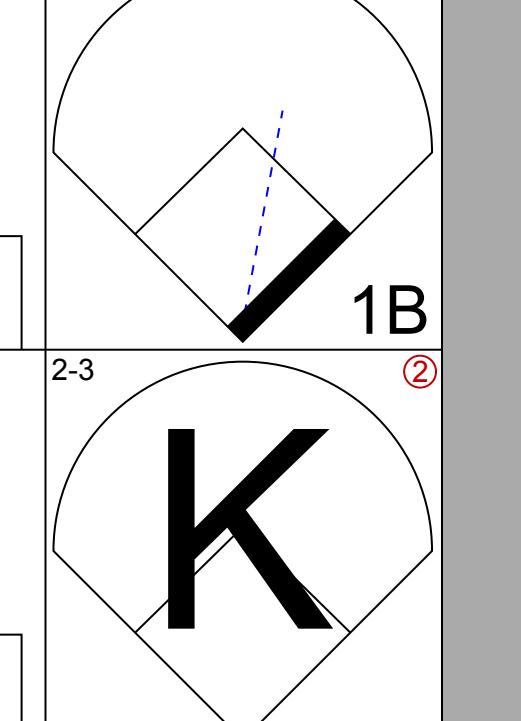
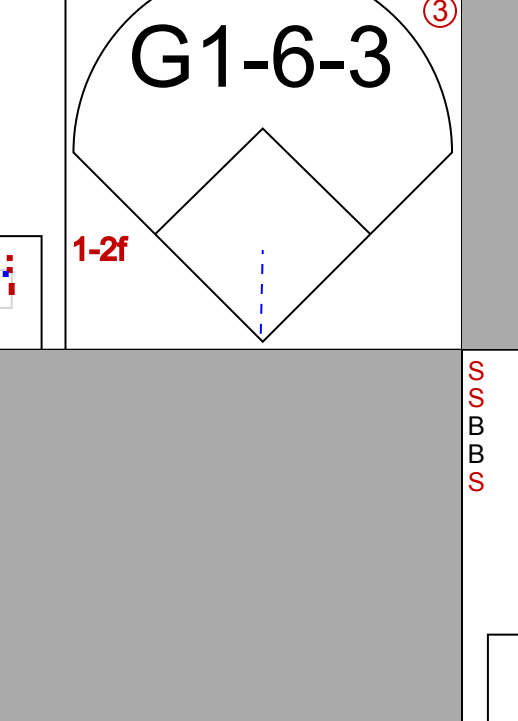
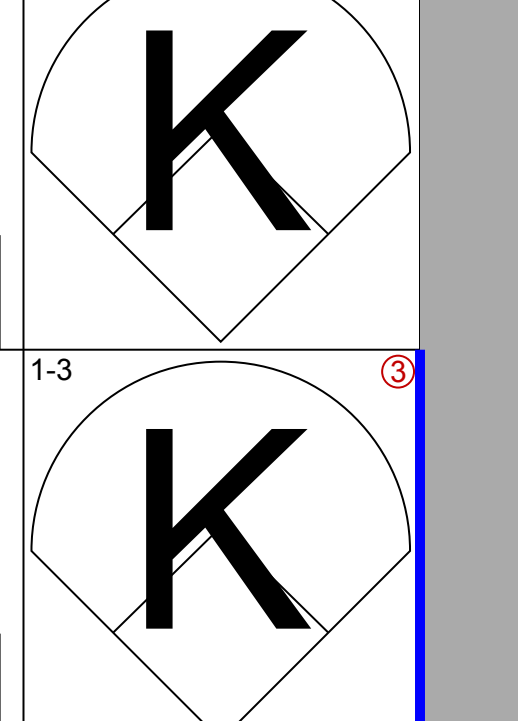
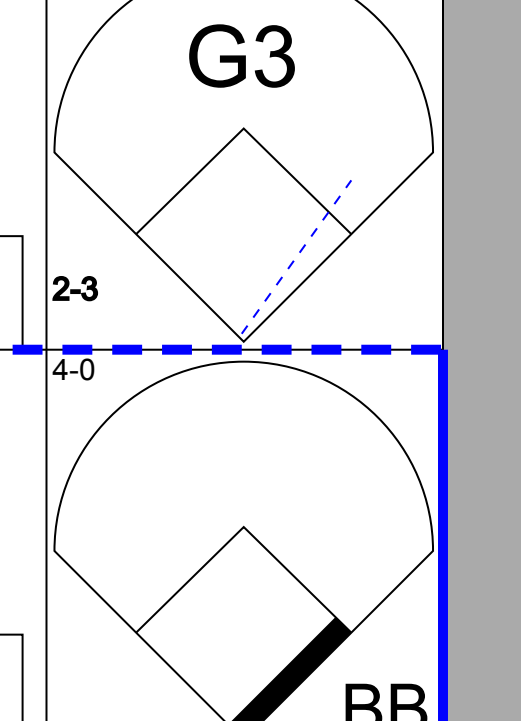
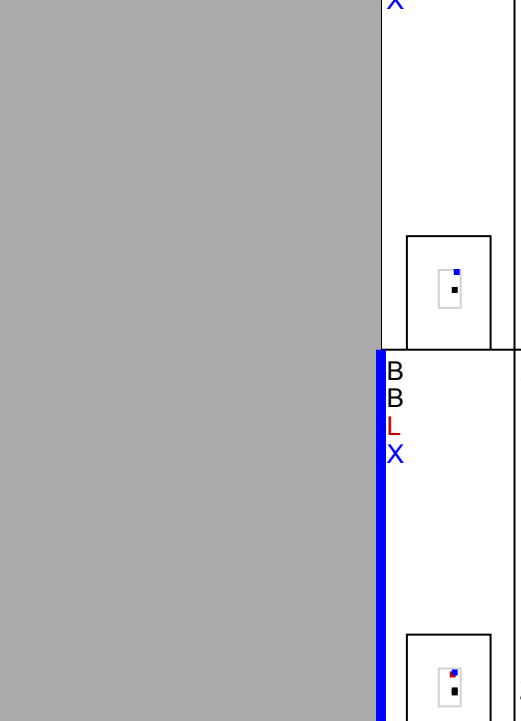
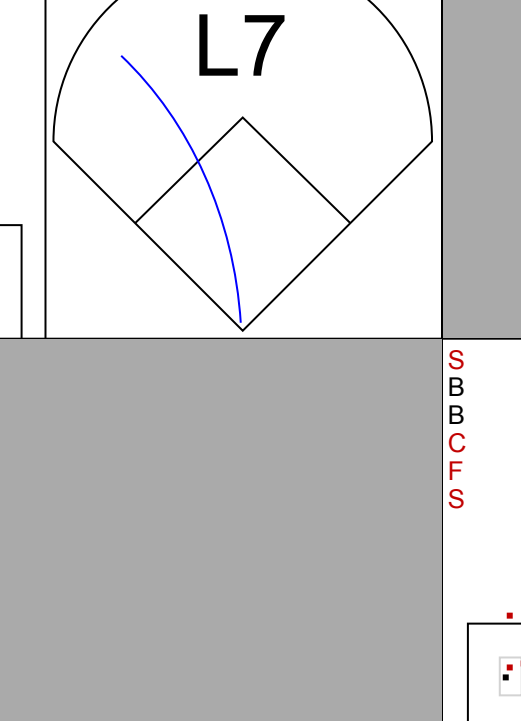
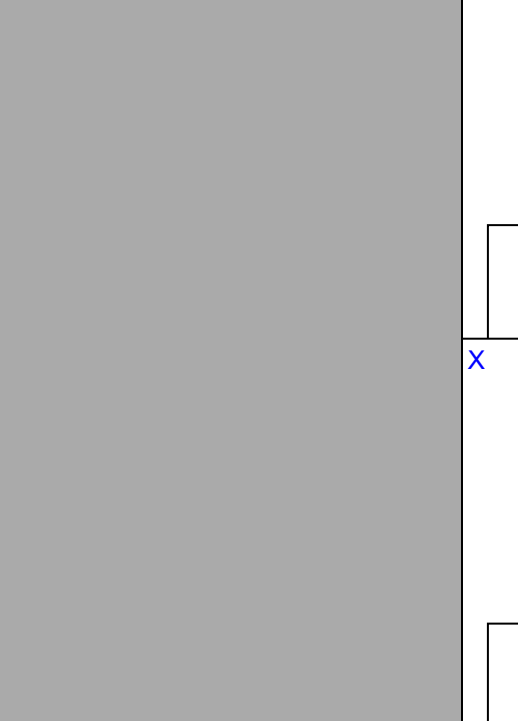
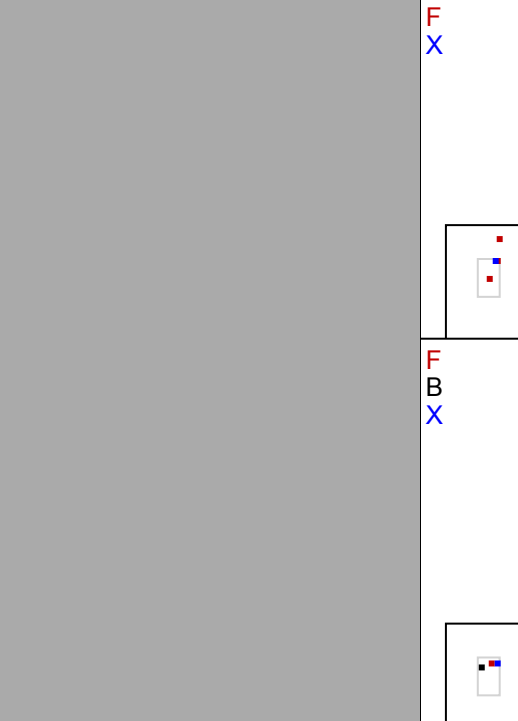
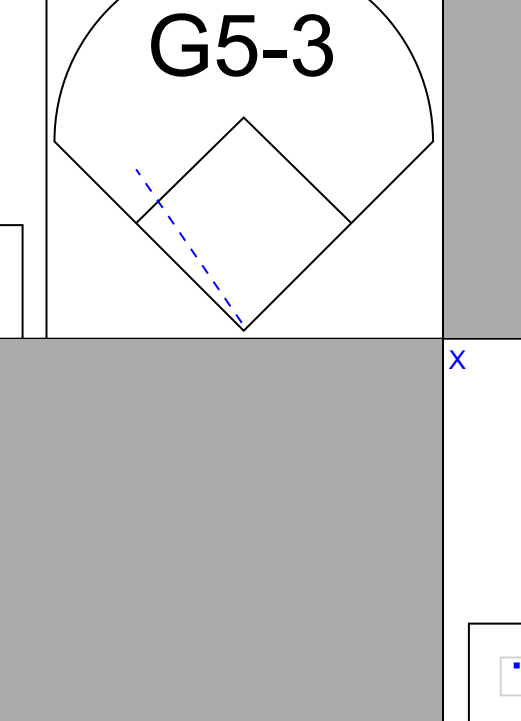
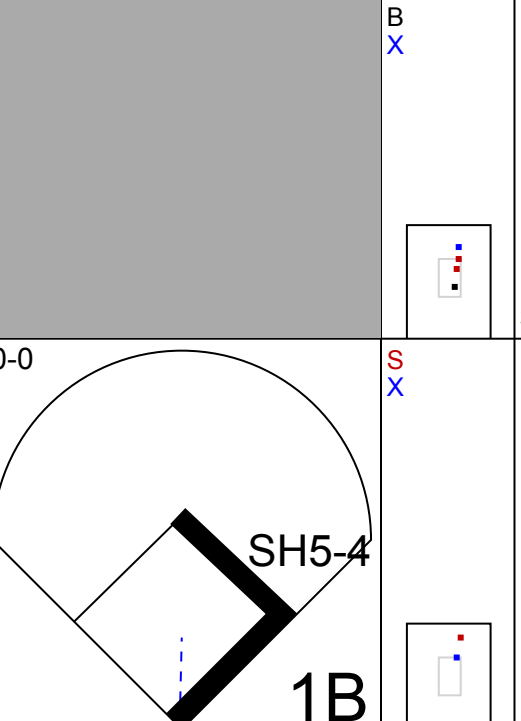
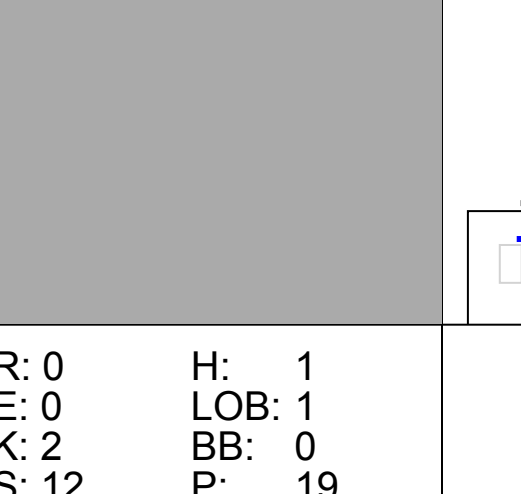

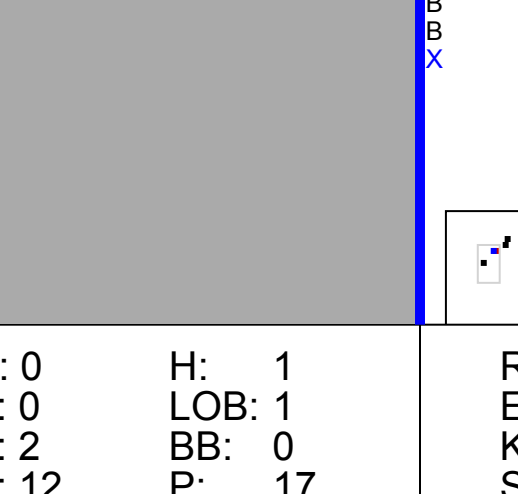
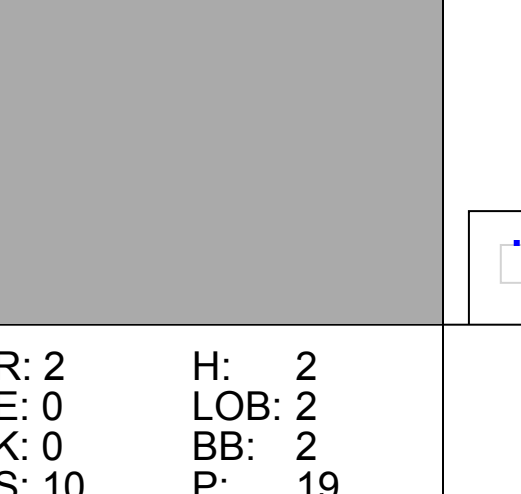
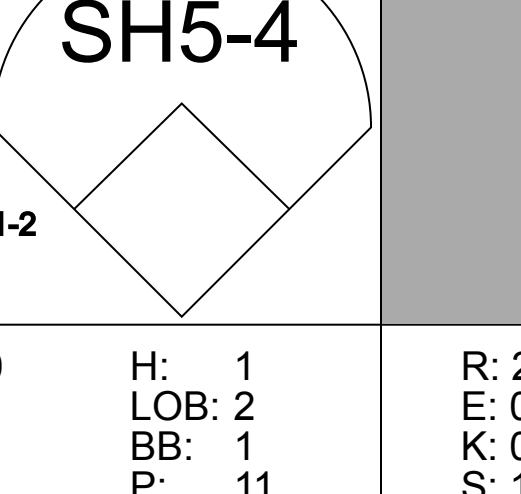
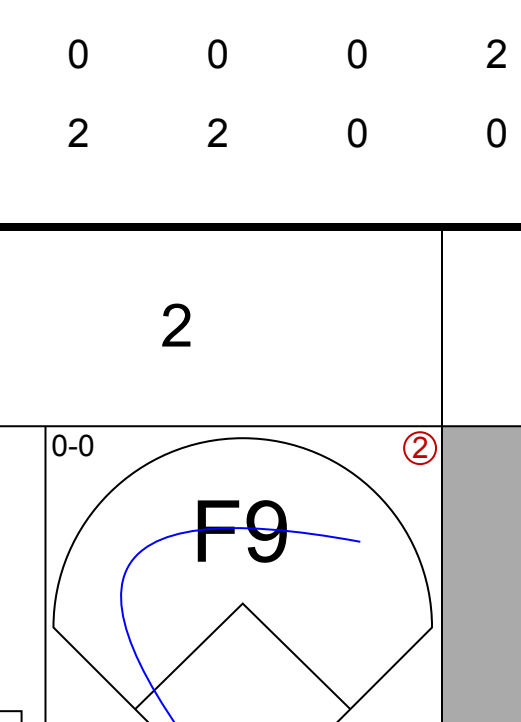
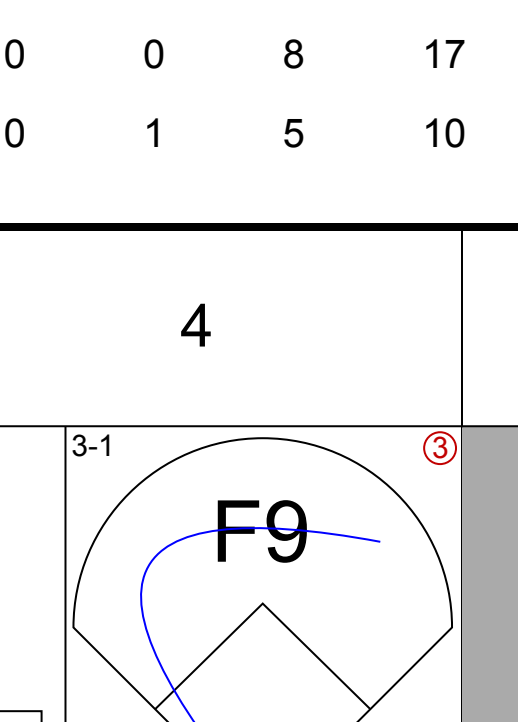
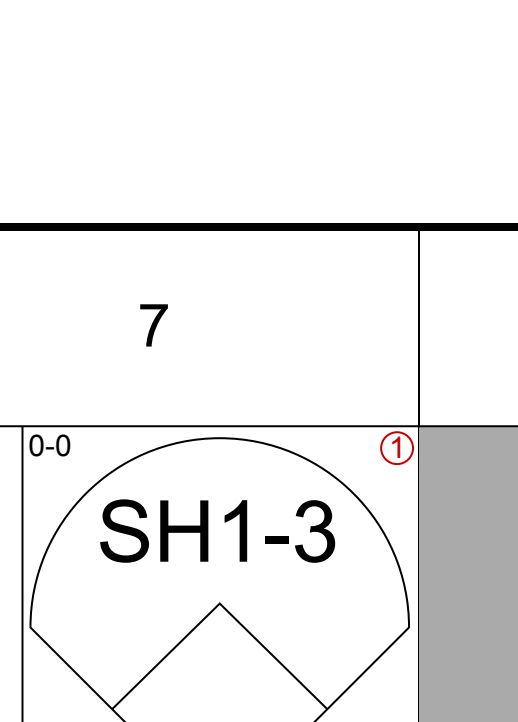
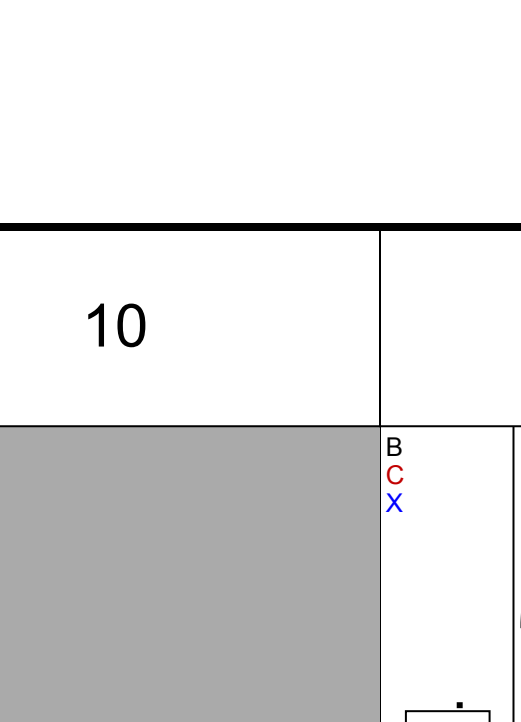
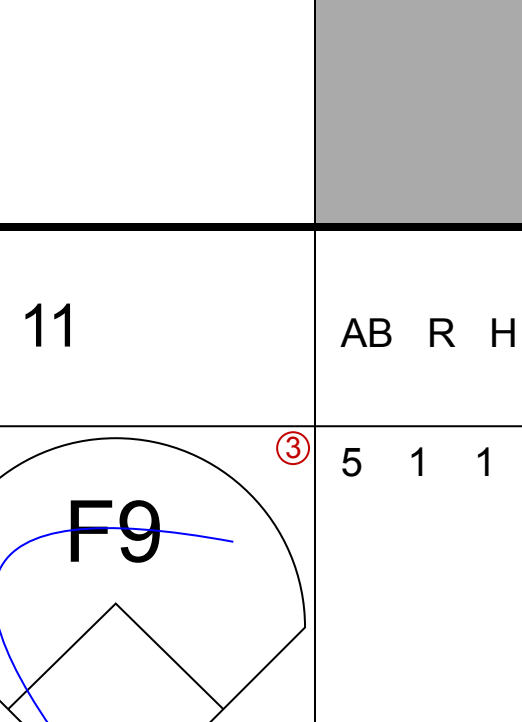
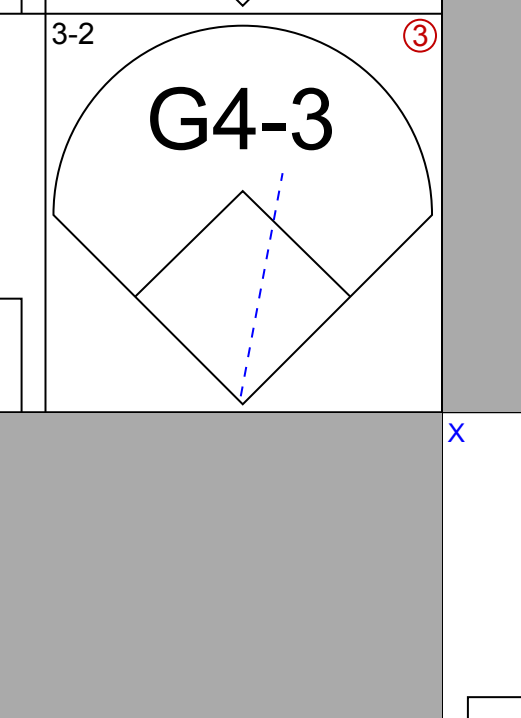

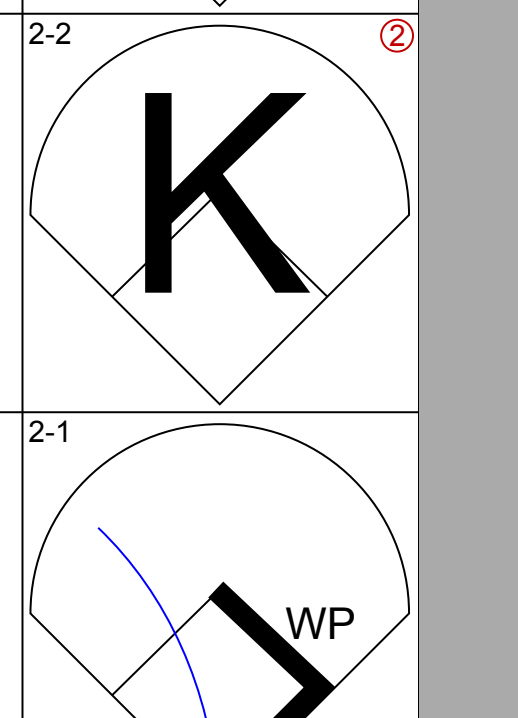



Batter	1	2	3	4	5	6	7	8	9	AB	R	H	RBI	BB	SO	LOB	BOTTOM		
6 Ryan Freel, R (1, 8) OBP: 0.313, SLG: 0.363	1-2 F8			1-3 K	1-0 1B			3-2 G3-1		1	0	0	0	0	0	0	Pittsburgh Pirates @ Cincinnati Reds Great American Ball Park, Cincinnati, OH Mon May 28 2007, 1:15 PM EDT Att: 17,905 - Overcast - 74 F		
Ken Griffey Jr., L (3, 9) OBP: 0.398, SLG: 0.538				4-1 BB BB	3-1 F8			0-0 F8		3	0	0	0	1	0	1			
Scott Hatteberg, L (1, 3) OBP: 0.380, SLG: 0.459	3-2 F8			0-3 K	1-2 F8			1-0 G4-3 28 2B		4	1	1	0	0	1	1			
4 Brandon Phillips, R (1, 4) OBP: 0.332, SLG: 0.493	0-1 F9			4-2 BB BB	3-1 F8			0-1 G4-3		3	1	1	0	1	1	1			
Adam Dunn, L (1, 7) OBP: 0.371, SLG: 0.564		0-3 K		1-2 BB	1-1 P6			2-3 G4-3		4	0	2	2	0	0	2			
28 Edwin Encarnación, R (1, 5) OBP: 0.326, SLG: 0.352		0-1 G4-3		3-1 P6			1-1 1B	0-1 2B		3	1	1	0	0	1	2			
2 Alex Gonzalez, R (1, 6) OBP: 0.323, SLG: 0.508		1-1 30 CS 1B		3-0 26 HR HBP	0-3 K			1-1 P3		3	1	1	0	0	1	2			
30 Norris Hopper, R (1, 9) OBP: 0.244, SLG: 0.289		2-1 CS	2-2 G4-3		0-0 F9		2-3 K2-3			3	0	0	0	0	1	2			
26 David Ross, R (1, 2) OBP: 0.269, SLG: 0.378			2-3 K		2-2 1-H HR			2-0 F8		3	1	1	2	0	1	0			
Kyle Lohse, R (1, 1) OBP: 0.278, SLG: 0.235			0-2 G5-3		0-0 G5-3			0-1 G5-3		3	0	0	0	0	0	0			
Inning Stats	R: 0 E: 0 K: 0 S: 9	H: 0 LOB: 0 BB: 0 P: 13	R: 0 E: 0 K: 1 S: 8	H: 1 LOB: 0 BB: 0 P: 11	R: 0 E: 0 K: 1 S: 11	H: 0 LOB: 0 BB: 0 P: 15	R: 0 E: 0 K: 2 S: 11	H: 0 LOB: 2 BB: 2 P: 23	R: 2 E: 0 K: 0 S: 8	H: 2 LOB: 1 BB: 0 P: 17	R: 1 E: 0 K: 2 S: 14	H: 2 LOB: 1 BB: 0 P: 19	R: 0 E: 0 K: 0 S: 6	H: 0 LOB: 0 BB: 0 P: 11	R: 1 E: 0 K: 0 S: 8	H: 2 LOB: 1 BB: 0 P: 10	1B: 3 2B: 3 3B: 0 HR: 1	SF: 0 SAC: 0 DP: 0 HBP: 1	WP: 1 PA: 34 PB: 0 SB: 0 CS: 1
PITCHER 45 Ian Snell, R (1, 1) ERA: 3.14	IP: 7.0 WLS: L BF: 28 H: 5 R: 3 ER: 3 SO: 3 BB: 2 IBB: 0 HBP: 1 BLK: 0 WP: 1 HR: 1 S: 67 P: 109 ERA: 3.86 WHIP: 1.000															PITCHER			
Damaso Marte, L (8, 1) ERA: 1.02	0.2 L 3 1 1 1 0 0 0 0 0 0 4 5 13.50 1.500																		
44 Josh Sharpless, R (8, 1) ERA:	0.1 L 2 1 0 0 0 0 0 0 0 0 4 5 0.00 3.000																		



Batter	1	2	3	4	5	6	7	8	9	AB	R	H	RBI	BB	SO	LOB	TOP					
22 Marcus Giles, R (1,4) OBP: 0.352, SLG: 0.400 13 Oscar Robles, L (2,4) OBP: 0.238, SLG: 0.238										2	0	0	0	0	2	1	San Diego Padres @ Pittsburgh Pirates PNC Park, Pittsburgh, PA Tue May 29 2007, 7:05 PM EDT Att: 15,794 - Clear - 81 F livebaseballscorecards.com					
José Cruz Jr., S (1,9) OBP: 0.350, SLG: 0.469										5	0	2	0	0	0	0						
Mike Cameron, R (1,8) OBP: 0.294, SLG: 0.352										2	0	0	0	2	0	2						
23 Adrián González, L (1,3) OBP: 0.366, SLG: 0.547										4	0	1	0	0	1	5						
3 Khalil Greene, R (1,6) OBP: 0.252, SLG: 0.422										3	0	0	0	1	0	1						
5 Kevin Kouzmanoff, R (1,5) OBP: 0.275, SLG: 0.382										4	1	1	0	0	0	3						
28 Josh Bard, S (1,2) OBP: 0.323, SLG: 0.315										4	0	3	0	0	0	0						
8 Termel Sledge, L (1,7) OBP: 0.319, SLG: 0.365										3	0	0	1	0	0	2						
David Wells, L (1,1) OBP: 0.105, SLG: 0.105 Geoff Blum, S (6,PH) OBP: 0.275, SLG: 0.333 43 Cia Meredith, R (6,1) 41 Kevin Cameron, R (7,1) 18 Paul McNulty, L (9,PH) OBP: 0.250, SLG: 0.200										2	0	0	0	0	1	1						
Inning Stats	R: 0 E: 0 K: 1 S: 17	H: 1 LOB: 3 BB: 2 P: 34	R: 0 E: 0 K: 1 S: 9	H: 1 LOB: 1 BB: 0 P: 13	R: 0 E: 0 K: 0 S: 7	H: 1 LOB: 1 BB: 0 P: 12	R: 0 E: 0 K: 0 S: 5	H: 0 LOB: 0 BB: 0 P: 8	R: 0 E: 0 K: 1 S: 13	H: 2 LOB: 2 BB: 0 P: 15	R: 1 E: 0 K: 0 S: 12	H: 2 LOB: 1 BB: 0 P: 17	R: 0 E: 0 K: 1 S: 14	H: 0 LOB: 1 BB: 1 P: 21	R: 0 E: 0 K: 0 S: 9	H: 1 LOB: 1 BB: 0 P: 12		R: 0 E: 0 K: 1 S: 6	H: 0 LOB: 0 BB: 0 P: 10	1B: 5 2B: 3 3B: 0 HR: 0	SF: 1 SAC: 0 DP: 0 HBP: 0	WP: 0 PB: 0 SB: 0 CS: 0
PITCHER	IP WLS BF H R ER SO BB IBB HBP BLK WP HR S P ERA WHIP																					
24 Tom Gorzelanny, L (1,1) ERA: 2.39	7.0 W 31 7 1 1 4 3 0 0 0 0 0 0 77 120 1.29 1.429																					
55 Matt Capps, R (8,1) ERA: 3.19	0.2 H 3 1 0 0 0 0 0 0 0 0 0 0 6 8 0.00 1.500																					
34 John Grabow, L (8,1) ERA: 6.23	0.1 H 1 0 0 0 0 0 0 0 0 0 0 0 3 4 0.00 0.000																					
16 Salomon Torres, R (9,1) ERA: 4.24	1.0 S 3 0 0 0 1 0 0 0 0 0 0 0 6 10 0.00 0.000																					

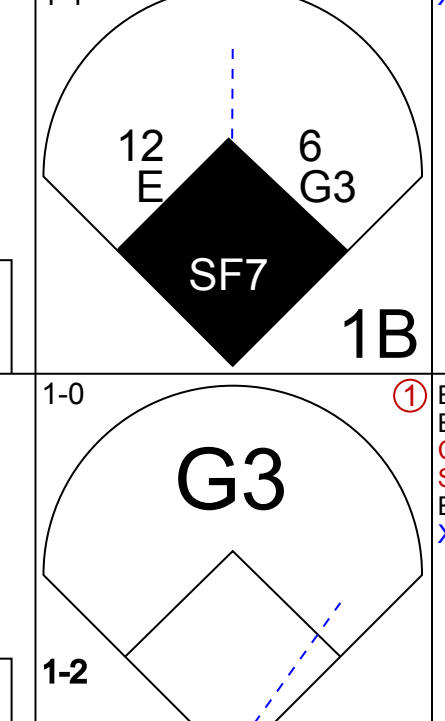
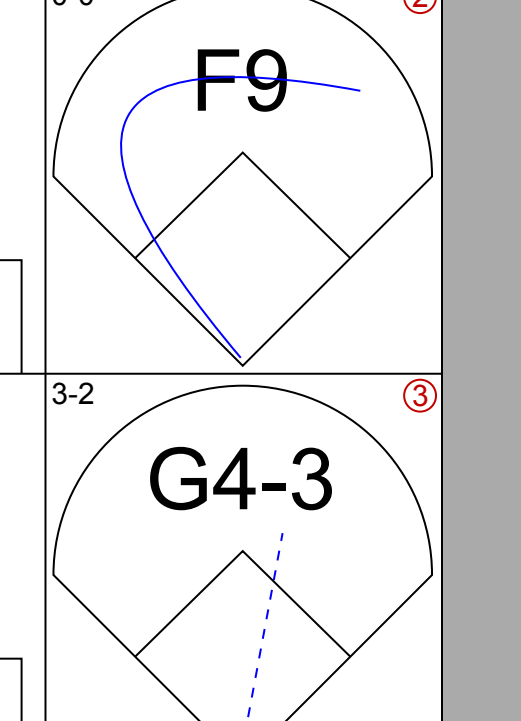
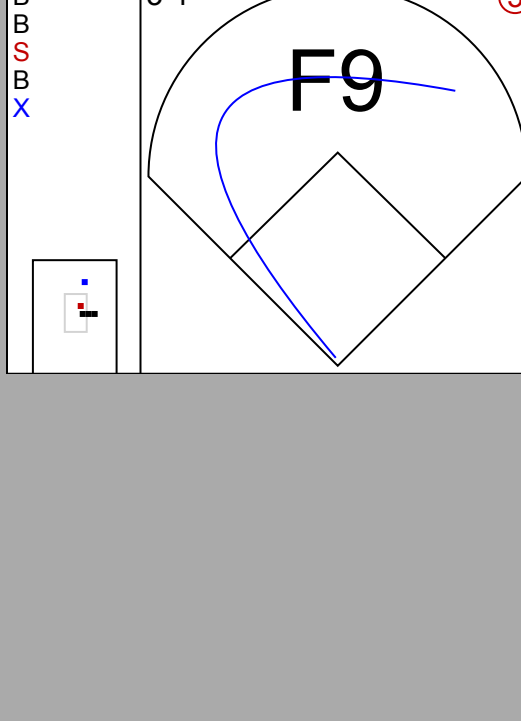
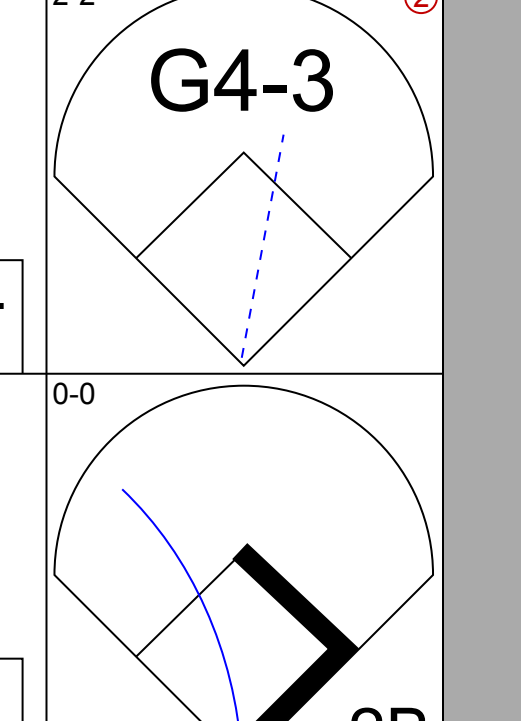
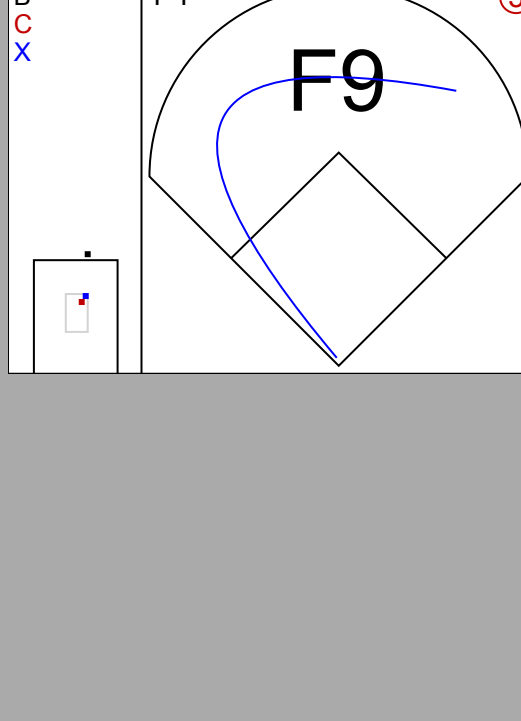
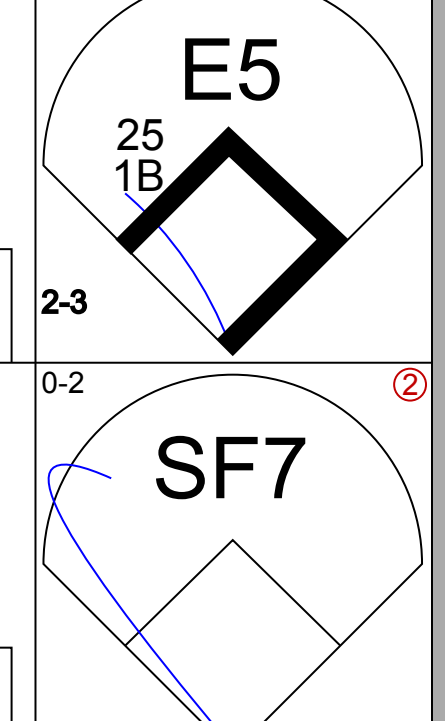
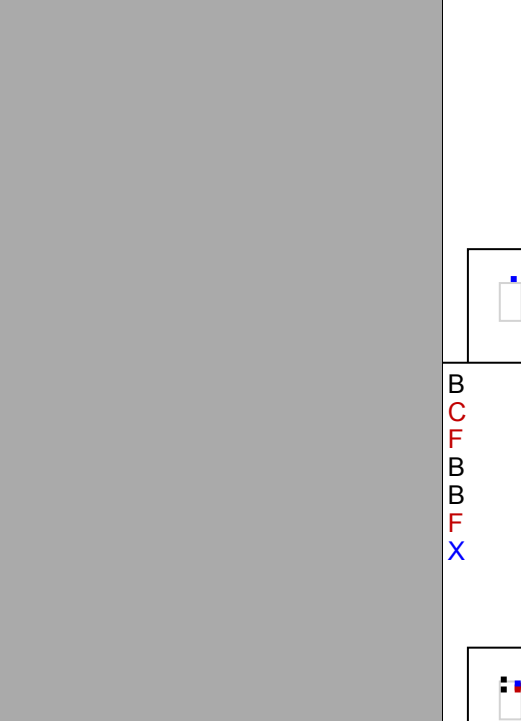

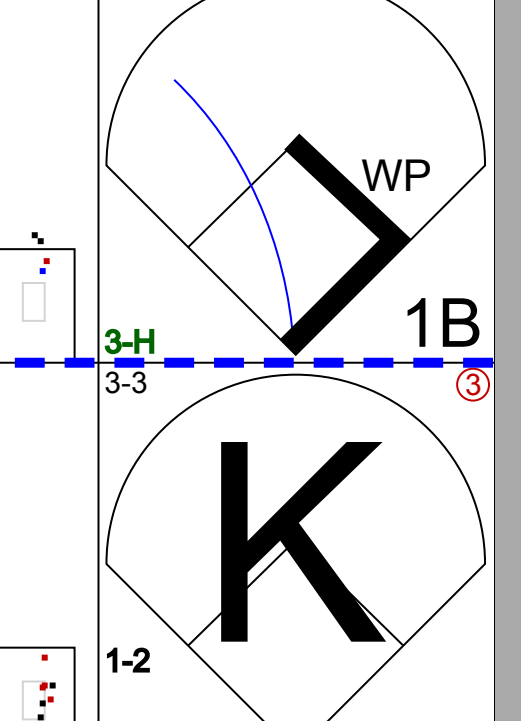
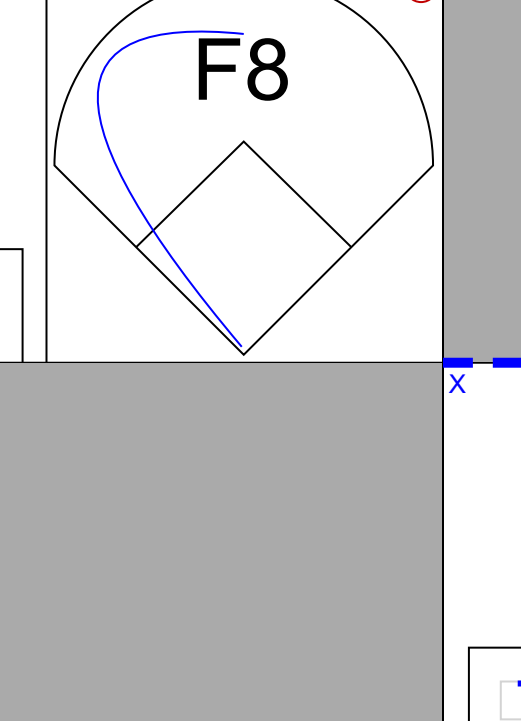
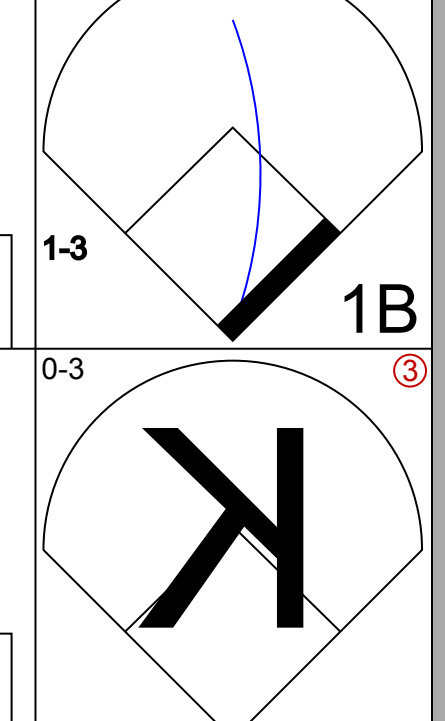
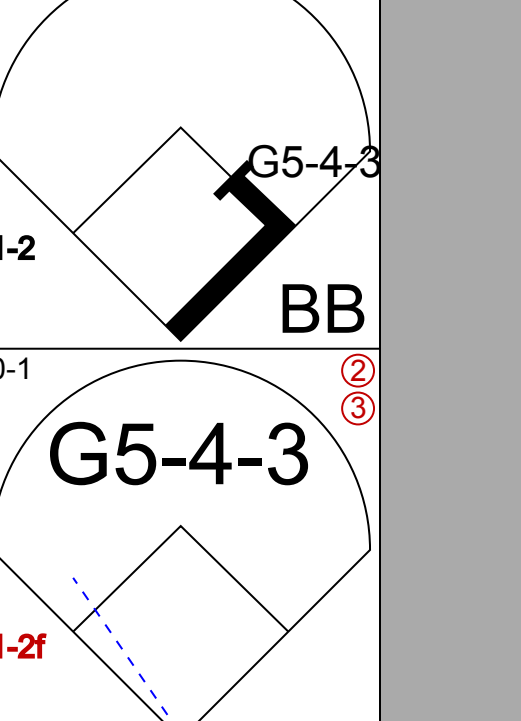
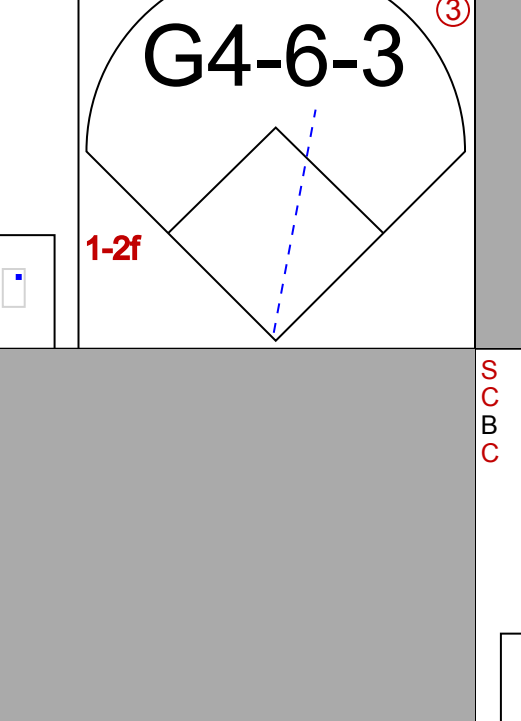
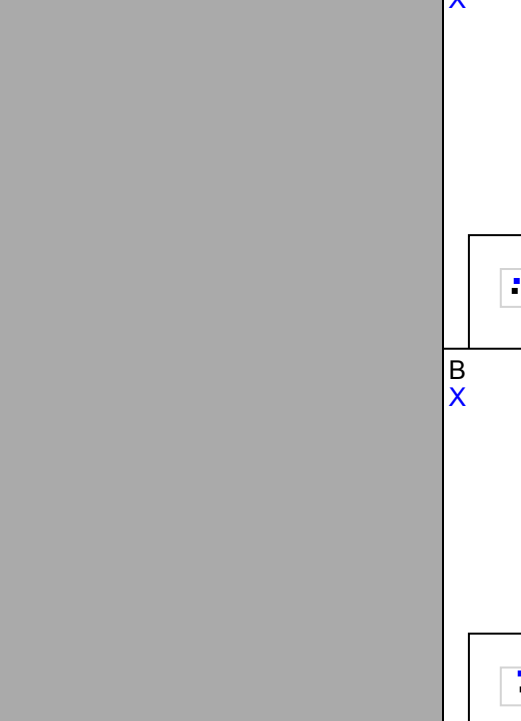

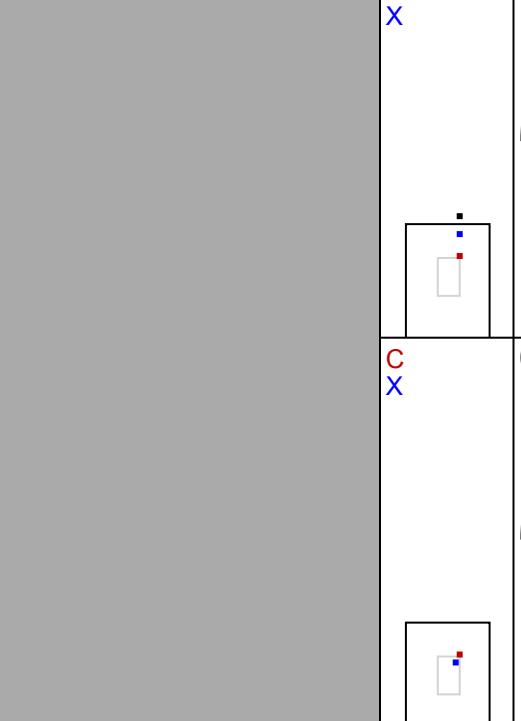
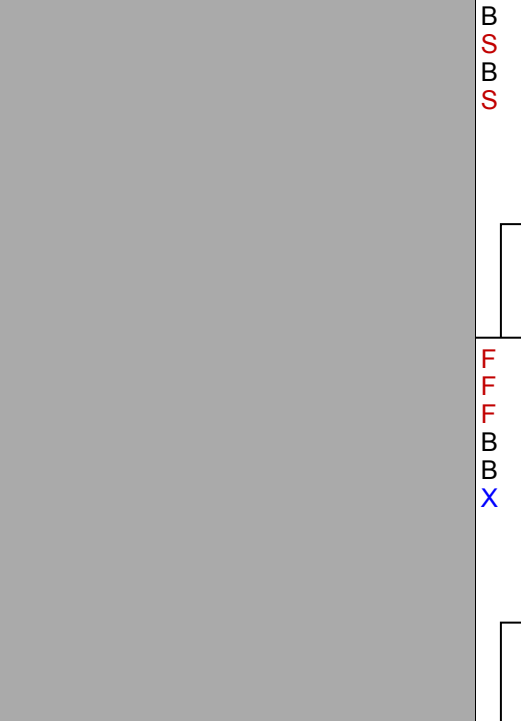

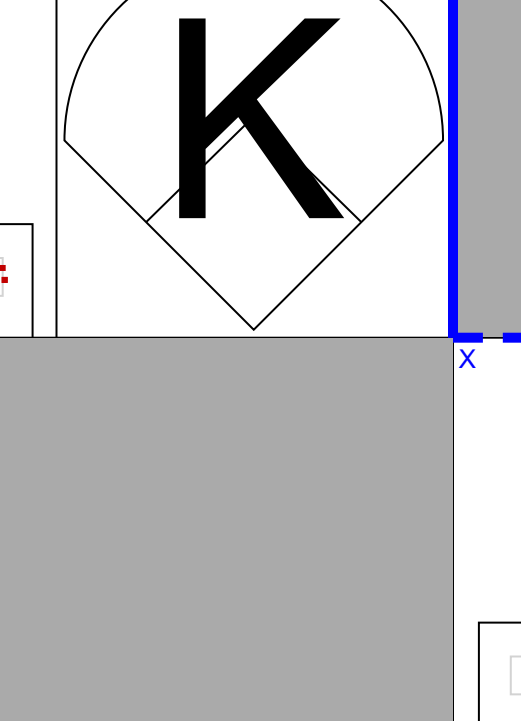
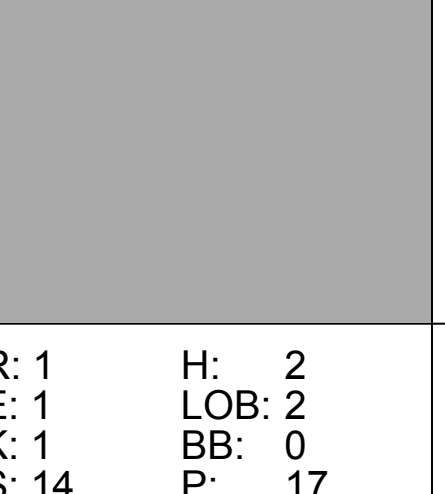
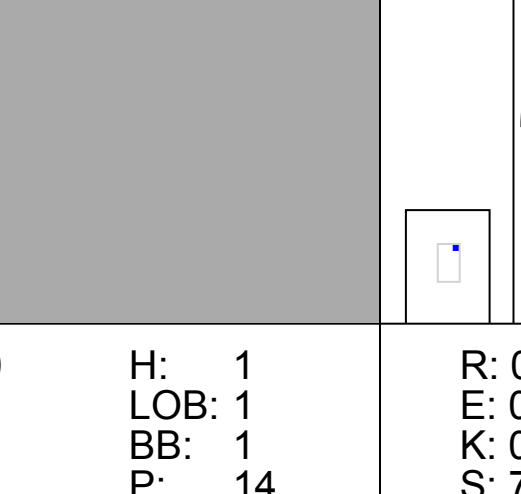

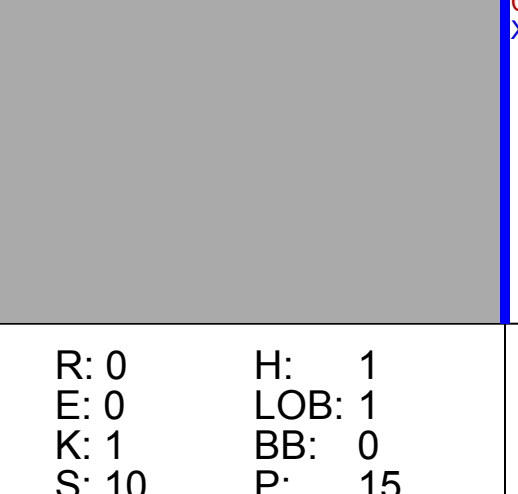
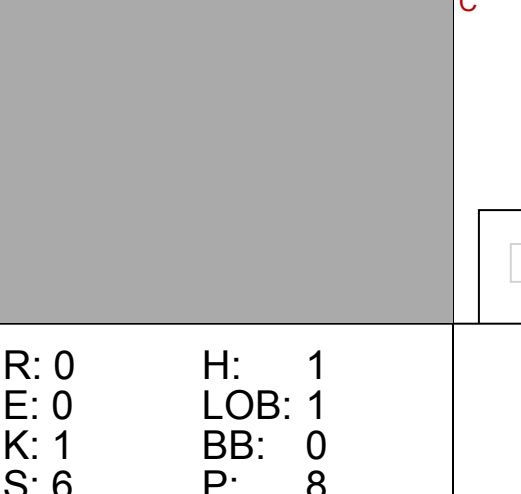
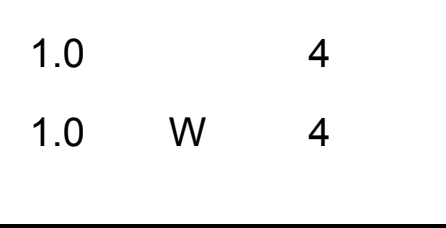









Batter	1	2	3	4	5	6	7	8	9	AB	R	H	RBI	BB	SO	LOB	BOTTOM			
José Bautista, R (1,5) OBP: 0.352, SLG: 0.408										4	2	2	0	0	0	0	San Diego Padres @ Pittsburgh Pirates PNC Park, Pittsburgh, PA Tue May 29 2007, 7:05 PM EDT Att: 15,794 - Clear - 81 F livebaseballscorecards.com			
6 Chris Duffy, L (1,8) OBP: 0.294, SLG: 0.343										4	0	1	0	0	0	2				
12 Freddy Sanchez, R (1,4) OBP: 0.318, SLG: 0.346 Jose Castillo, R (9,4) OBP: 0.270, SLG: 0.300										4	0	2	1	0	0	1				
Jason Bay, R (1,7) OBP: 0.382, SLG: 0.515										4	2	2	1	0	1	2				
Xavier Nady, R (1,9) OBP: 0.323, SLG: 0.473										4	0	1	1	0	1	1				
25 Adam LaRoche, L (1,3) OBP: 0.324, SLG: 0.362										4	0	3	1	0	1	2				
26 Ronny Paulino, R (1,2) OBP: 0.267, SLG: 0.351										4	0	1	0	0	0	2				
2 Jack Wilson, R (1,6) OBP: 0.309, SLG: 0.348										2	0	0	0	1	1	1				
24 Tom Gorzelanny, R (1,1) ERA: 4.74 Don Kelly, L (7,PH) OBP: 0.310, SLG: 0.167 55 Matt Capps, R (8,1) OBP: 1.000, SLG: 1.000 34 John Grabow, L (8,1) 16 Salomon Torres, R (9,1) ERA: 0.49										2	0	0	0	0	1	2				
Inning Stats	R: 1 E: 0 K: 2 S: 13	H: 3 LOB: 2 BB: 0 P: 20	R: 0 E: 0 K: 2 S: 7	H: 0 LOB: 0 BB: 0 P: 9	R: 1 E: 0 K: 0 S: 7	H: 2 LOB: 0 BB: 0 P: 11	R: 0 E: 0 K: 0 S: 10	H: 2 LOB: 2 BB: 1 P: 21	R: 0 E: 0 K: 0 S: 4	H: 1 LOB: 0 BB: 0 P: 6	R: 1 E: 0 K: 0 S: 8	H: 2 LOB: 1 BB: 0 P: 14	R: 0 E: 0 K: 0 S: 8	H: 0 LOB: 0 BB: 0 P: 13	R: 1 E: 0 K: 1 S: 13	H: 2 LOB: 1 BB: 0 P: 15		1B: 9 2B: 2 3B: 0 HR: 1	SF: 0 SAC: 0 DP: 1 HBP: 0	WP: 0 PB: 0 SB: 0 CS: 0
PITCHER	IP WLS BF H R ER SO BB IBB HBP BLK WP HR S P ERA WHIP																			
David Wells, L (1,1) ERA: 4.74	5.0 L 21 8 2 2 4 2 2 2 4 0 0 0 0 0 3.60 1.600																			
43 Cia Meredith, R (6,1) ERA: 3.5	1.0 5 2 1 1 0 0 0 0 0 0 0 1 8 14 9.00 2.000																			
41 Kevin Cameron, R (7,1) ERA: 0.49	2.0 8 2 1 1 1 0 0 0 0 0 0 0 21 28 4.50 1.000																			

Batter	1	2	3	4	5	6	7	8	9	10	11	AB	R	H	RBI	BB	SO	LOB	TOP							
22 Marcus Giles, R OBP: 0.345, SLG: 0.384									 2B			4	1	0	0	1	1	1								
8 Terrel Sledge, L OBP: 0.322, SLG: 0.360 43 Cia Meredith, R Trevor Hoffman, R												4	0	1	0	1	1	1								
23 Adrián González, L OBP: 0.363, SLG: 0.538												4	1	1	1	1	1	2								
Mike Cameron, R OBP: 0.312, SLG: 0.394												5	1	3	2	0	1	2								
28 Josh Bard, S Rob Bowen, S												5	0	2	0	0	1	4								
5 Kevin Kousseroff, R 21 Heath Bell, R 26 Doug Brocail, L Russell Branyan, L Scott Linebrink, R 13 Oscar Robles, L												3	0	0	0	0	3	2								
3 Khalil Greene, R OBP: 0.256, SLG: 0.433												4	0	0	1	0	0	3								
18 Paul McNulty, L OBP: 0.238, SLG: 0.211												5	0	1	0	0	1	1								
Greg Maddux, R Geoff Blum, S												2	0	0	0	0	1	0								
Inning Stats	R: 0 E: 0 K: 3 S: 10	H: 0 LOB: 0 BB: 0 P: 14	R: 0 E: 0 K: 2 S: 12	H: 1 LOB: 1 BB: 0 P: 19	R: 0 E: 0 K: 1 S: 7	H: 0 LOB: 0 BB: 0 P: 11	R: 0 E: 0 K: 0 S: 11	H: 1 LOB: 1 BB: 1 P: 18	R: 0 E: 0 K: 1 S: 9	H: 0 LOB: 0 BB: 0 P: 15	R: 0 E: 0 K: 2 S: 12	H: 1 LOB: 1 BB: 0 P: 17	R: 0 E: 0 K: 0 S: 8	H: 0 LOB: 0 BB: 0 P: 12	R: 2 E: 0 K: 0 S: 10	H: 2 LOB: 2 BB: 2 P: 19	R: 0 E: 0 K: 0 S: 6	H: 1 LOB: 2 BB: 1 P: 11	R: 2 E: 0 K: 0 S: 10	H: 2 LOB: 1 BB: 0 P: 16	1B: 3 2B: 4 3B: 0 HR: 1	SF: 1 SAC: 2 DP: 1 HBP: 0	WP: 0 PB: 0 SB: 0 CS: 0	PA: 44		
PITCHER	IP WLS BF H R ER SO BB IBB HBP BLK WP HR S P ERA WHIP	Shawn Chacon, R ERA: 2.84	55 Matt Capps, R ERA: 3.07	16 Salomon Torres, R ERA: 4.88	34 John Grabow, L ERA: 5.65	44 Josh Sharpless, R ERA: 21.6	PITCHER	IP WLS BF H R ER SO BB IBB HBP BLK WP HR S P ERA WHIP	54 Jonah Bayliss, R ERA: 7.07	62 102 0.00 0.571	0.2 2 0 0 0 0 0 0 0 0 0 0 0 0 0 0 0.00 0.000	7 10 54.00 6.000	67 13 27.00 4.500	8 17 0.00 2.250	10 10 54.00 6.000	0 0 0 0 0 0 0 0 0 0 0 0 0 0 0 0.00 0.000	0 0 0 0 0 0 0 0 0 0 0 0 0 0 0 0.00 0.000	0 0 0 0 0 0 0 0 0 0 0 0 0 0 0 0.00 0.000	0 0 0 0 0 0 0 0 0 0 0 0 0 0 0 0.00 0.000	0 0 0 0 0 0 0 0 0 0 0 0 0 0 0 0.00 0.000	0 0 0 0 0 0 0 0 0 0 0 0 0 0 0 0.00 0.000	0 0 0 0 0 0 0 0 0 0 0 0 0 0 0 0.00 0.000	0 0 0 0 0 0 0 0 0 0 0 0 0 0 0 0.00 0.000	0 0 0 0 0 0 0 0 0 0 0 0 0 0 0 0.00 0.000	0 0 0 0 0 0 0 0 0 0 0 0 0 0 0 0.00 0.000	0 0 0 0 0 0 0 0 0 0 0 0 0 0 0 0.00 0.000

San Diego Padres @ Pittsburgh Pirates
PNC Park, Pittsburgh, PA
Thu May 31 2007, 7:05 PM EDT
Alt. 14.966 - Overcast - 68 F


AB	37
R	4
H	8
RBI	4
BB	4
SO	10
LOB	16



Batter	1	2	3	4	5	6	7	8	9	10	11	AB	R	H	RBI	BB	SO	LOB	BOTTOM									
José Bautista, R OBP: 0.346, SLG: 0.404												5	1	1	0	0	0	3										
6 Chris Duffy, L OBP: 0.295, SLG: 0.348												5	0	1	0	0	1	4										
12 Freddy Sanchez, R OBP: 0.314, SLG: 0.337												4	0	1	1	0	0	2										
Jason Bay, R OBP: 0.385, SLG: 0.517												4	0	2	1	0	1	1										
25 Adam LaRoche, L OBP: 0.319, SLG: 0.352												4	0	1	0	1	0	2										
Xavier Nady, R OBP: 0.319, SLG: 0.465												5	0	1	0	0	3	4										
41 Ryan Doumit, S 34 John Grabow, L												4	0	2	0	0	1	0										
Jose Castillo, R 44 Josh Sharpless, R 54 Jonah Bayliss, R												4	0	0	0	0	0	0										
2 Jack Wilson, R OBP: 0.307, SLG: 0.344												5	0	2	0	0	0	1										
Shawn Chacon, R 13 Nate McLouth, L 55 Matt Capps, R 16 Salomon Torres, R												0	0	0	0	0	0	0										
26 Ronny Paulino, R OBP: 0.259, SLG: 0.340												2	0	0	0	0	1	0										
Inning Stats	R: 1 E: 1 K: 14 S: 14	H: 2 LOB: 2 BB: 0 P: 17	R: 0 E: 0 K: 0 S: 8	H: 2 LOB: 2 BB: 0 P: 15	R: 0 E: 0 K: 0 S: 7	H: 1 LOB: 1 BB: 1 P: 14	R: 0 E: 0 K: 0 S: 7	H: 1 LOB: 1 BB: 0 P: 11	R: 0 E: 0 K: 0 S: 10	H: 0 LOB: 0 BB: 0 P: 16	R: 1 E: 0 K: 2 S: 13	H: 2 LOB: 1 BB: 0 P: 19	R: 0 E: 0 K: 1 S: 10	H: 1 LOB: 1 BB: 0 P: 15	R: 0 E: 0 K: 0 S: 9	H: 1 LOB: 1 BB: 0 P: 13	R: 0 E: 0 K: 1 S: 6	H: 1 LOB: 1 BB: 0 P: 8	R: 0 E: 0 K: 1 S: 6	H: 0 LOB: 0 BB: 0 P: 7	1B: 10 2B: 2 3B: 0 HR: 0	SF: 1 SAC: 3 DP: 2 HBP: 1	WP: 1 PB: 0 SB: 0 CS: 0	PA: 46				
PITCHER	IP WLS BF H R ER SO BB IBB HBP BLK WP HR S P ERA WHIP	21 Heath Bell, R ERA: 1.19	26 Doug Brocail, R ERA: 1.9	Scott Linebrink, R ERA: 2.19	43 Cia Meredith, R ERA: 3.46	PITCHER	IP WLS BF H R ER SO BB IBB HBP BLK WP HR S P ERA WHIP	Trevor Hoffman, R ERA: 2.67	62 95 1.35 1.500	10 15 0.00 1.000	9 13 0.00 1.000	6 8 0.00 1.000	0 7 0.00 0.000	0 10 0.00 1.000	0 15 0.00 1.000	0 19 0.00 0.000	0 15 0.00 0.000	0 13 0.00 0.000	0 8 0.00 0.000	0 7 0.00 0.000	0 0 0 0 0 0 0 0 0 0 0 0 0 0 0 0.00 0.000	0 0 0 0 0 0 0 0 0 0 0 0 0 0 0 0.00 0.000	0 0 0 0 0 0 0 0 0 0 0 0 0 0 0 0.00 0.000	0 0 0 0 0 0 0 0 0 0 0 0 0 0 0 0.00 0.000	0 0 0 0 0 0 0 0 0 0 0 0 0 0 0 0.00 0.000	0 0 0 0 0 0 0 0 0 0 0 0 0 0 0 0.00 0.000	0 0 0 0 0 0 0 0 0 0 0 0 0 0 0 0.00 0.000	0 0 0 0 0 0 0 0 0 0 0 0 0 0 0 0.00 0.000

San Diego Padres @ Pittsburgh Pirates
PNC Park, Pittsburgh, PA
Thu May 31 2007, 7:05 PM EDT
Alt. 14.966 - Overcast - 68 F

AB	40
R	2
H	12
RBI	2
BB	1
SO	8
LOB	18



Batter	1	2	3	4	5	6	7	8	9	AB	R	H	RBI	BB	SO	LOB	TOP								
15 Rafael Furcal, S OBP: 0.371, SLG: 0.366	1-2 FC6-4 1B		4-1 BB		2-1 G5-3		1-2 1B	1-1 G4-6-3		4	0	2	1	1	0	2									
9 Juan Pierre, L OBP: 0.303, SLG: 0.324	3-2 P6		2-2 F7			0-1 B1-3	1-0 1B		3-3 K	5	0	1	0	0	1	2									
5 Nomar Garciaparra, R OBP: 0.335, SLG: 0.350	0-0 FC6-4 1B		1-1 F9			1-0 L8	0-0 FC6-4 1B		1-0 F8	5	0	1	1	0	0	2									
Luis Gonzalez, L OBP: 0.373, SLG: 0.443	0-1 FC6-4 1B			1-1 L8		0-1 G3-1	0-0 FC6-4		0-1 P5	4	0	1	0	0	0	3									
Brady Clark, R OBP: 0.309, SLG: 0.306	1-2 FC6-4 1B									1	0	0	0	0	0	0									
55 Russell Martin, R OBP: 0.384, SLG: 0.492	2-1 FC6-4			2-1 G5-3			1-2 6 2B 12 FC5-4 1B	2-1 16 HR 1B		4	2	2	0	0	0	2									
16 Andre Ethier, L OBP: 0.312, SLG: 0.437		1-1 G4-3		1-0 2B			0-3 K	0-0 HR		4	1	2	2	0	1	1									
6 Tony Abreu, S OBP: 0.371, SLG: 0.559		0-2 G5-3		0-1 F9			0-1 FC5-4 15 1B 2B	1-1 BB 1B		4	1	2	0	0	0	1									
18 Ramon Martinez, R OBP: 0.277, SLG: 0.186		1-3 K		1-1 F8			4-1 FC5-4 12 BB	4-1 15 G4-6-3 BB		2	0	0	0	0	1	0									
Olmedo Saenz, R OBP: 0.277, SLG: 0.186										0	0	0	0	0	1	0									
58 Chad Billingsley, R OBP: 0.277, SLG: 0.186										0	0	0	0	0	0	0									
Wilson Betemit, S OBP: 0.277, SLG: 0.186										0	0	0	0	0	1	0									
51 Jonathan Broxton, R OBP: 0.277, SLG: 0.186										0	0	0	0	0	0	0									
44 Takashi Saito, L OBP: 0.277, SLG: 0.186										0	0	0	0	0	0	0									
Joe Beimel, L OBP: 0.277, SLG: 0.186										0	0	0	0	0	0	0									
31 Brad Penny, R OBP: 0.280, SLG: 0.292			0-0 F7		0-1 G5-3					2	0	0	0	0	0	0									
12 Jeff Kent, R OBP: 0.336, SLG: 0.456							1-0 FC5-4 9 1B 5 1B	0-0 F8		2	1	0	1	0	0	4									
Inning Stats	R: 0 E: 0 K: 0 S: 16	H: 2 LOB: 2 BB: 0 P: 22	R: 0 E: 0 K: 1 S: 9	H: 0 LOB: 0 BB: 0 P: 11	R: 0 E: 0 K: 0 S: 7	H: 0 LOB: 1 BB: 1 P: 14	R: 0 E: 0 K: 0 S: 7	H: 1 LOB: 1 BB: 0 P: 11	R: 0 E: 0 K: 0 S: 6	H: 0 LOB: 0 BB: 0 P: 9	R: 0 E: 0 K: 0 S: 5	H: 0 LOB: 0 BB: 0 P: 6	R: 3 E: 0 K: 1 S: 18	H: 5 LOB: 3 BB: 1 P: 26	R: 2 E: 0 K: 0 S: 9	H: 3 LOB: 1 BB: 1 P: 17	R: 0 E: 0 K: 1 S: 7	H: 0 LOB: 0 BB: 0 P: 11	1B: 8 2B: 2 3B: 0 HR: 1	SF: 0 SAC: 0 DP: 1 HBP: 0	WP: 0 PB: 0 SB: 0 CS: 0	PA: 40			
PITCHER	IP	WLS	BF	H	R	ER	SO	BB	IBB	HBP	BLK	WP	HR	S	P	ERA	WHIP								
24 Tom Gorzelanny, L ERA: 2.53	6.2		29	7	3	3	2	2	0	0	0	0	0	66	97	4.05	1.350								
16 Salomon Torres, R ERA: 5.13	0.1	L	5	4	2	2	0	0	0	0	0	0	1	7	10	54.00	12.000								
34 John Grabow, L ERA: 5.28	0.0		1	0	0	0	0	1	0	0	0	0	0	1	5	∞	∞								
54 Jonah Bayliss, R ERA: 6.6	2.0		5	0	0	0	1	0	0	0	0	0	0	10	15	0.00	0.000								

Los Angeles Dodgers @ Pittsburgh Pirates
PNC Park, Pittsburgh, PA
Sun Jun 03 2007, 1:35 PM EDT
Att: 23,458 - Cloudy - 78 F

AB	37
R	5
H	11
RBI	5
BB	3
SO	3
LOB	17



Batter	1	2	3	4	5	6	7	8	9	AB	R	H	RBI	BB	SO	LOB	BOTTOM								
José Bautista, R OBP: 0.356, SLG: 0.405	1-0 G5-3		1-3 K	4-1 BB		3-1 G6-3			2-2 F8	4	0	0	0	1	1	1									
13 Nate McLouth, L OBP: 0.302, SLG: 0.316	1-1 F7		3-2 F7	1-0 P6			1-1 G3		3-2 G1-3	4	0	0	0	0	0	2									
Jose Castillo, R OBP: 0.262, SLG: 0.290									1-2	1	0	0	0	0	0	1									
12 Freddy Sanchez, R OBP: 0.324, SLG: 0.350	0-0 2B		3-2 1B 25 1B WP	0-0 L8			2-2 F9			4	1	2	0	0	0	2									
Jason Bay, R OBP: 0.382, SLG: 0.540	1-2 F9		2-0 1B 25 1B		0-2 HR		0-1 F8			4	1	2	1	0	0	1									
25 Adam LaRoche, L OBP: 0.324, SLG: 0.378		0-0 HR	0-0 1B		3-3 K			3-1 F8		4	1	2	2	0	1	0									
41 Ryan Doumit, S OBP: 0.373, SLG: 0.500		2-0 L8	1-3 K		1-3 K			1-3 K		4	0	0	0	0	3	2									
Xavier Nady, R OBP: 0.320, SLG: 0.473		4-1 BB 2 1B		0-1 2B 2 F8 24 FC3	1-0 G5-3			2-3 K		3	1	1	0	1	1	0									
2 Jack Wilson, R OBP: 0.305, SLG: 0.340		3-2 1B 24 G5-4-3		2-0 F8		0-0 1B 24 B5-6-3			2-3 K	4	0	2	0	0	1	1									
24 Tom Gorzelanny, R OBP: 0.138, SLG: 0.074		0-2 G5-4-3		0-0 FC3			1-1 B5-6-3		1-2 WP	3	0	0	1	0	0	3									
16 Salomon Torres, R ERA: 2.79										0	0	0	0	0	0	0									
34 John Grabow, L ERA: 1.5										0	0	0	0	0	0	0									
54 Jonah Bayliss, R ERA: 1.5										0	0	0	0	0	0	0									
6 Chris Duffy, L OBP: 0.295, SLG: 0.355										1	0	1	0	0	0	0									
Inning Stats	R: 0 E: 0 K: 0 S: 8	H: 1 LOB: 1 BB: 0 P: 11	R: 1 E: 0 K: 0 S: 11	H: 2 LOB: 1 BB: 1 P: 20	R: 1 E: 0 K: 2 S: 16	H: 3 LOB: 2 BB: 0 P: 26	R: 1 E: 0 K: 0 S: 7	H: 1 LOB: 2 BB: 1 P: 14	R: 1 E: 0 K: 2 S: 13	H: 1 LOB: 0 BB: 0 P: 18	R: 0 E: 0 K: 0 S: 6	H: 1 LOB: 0 BB: 0 P: 9	R: 0 E: 0 K: 0 S: 8	H: 0 LOB: 0 BB: 0 P: 11	R: 0 E: 0 K: 2 S: 9	H: 0 LOB: 0 BB: 0 P: 15	R: 0 E: 0 K: 1 S: 16	H: 1 LOB: 1 BB: 0 P: 24	1B: 6 2B: 2 3B: 0 HR: 2	SF: 0 SAC: 0 DP: 2 HBP: 0	WP: 2 PB: 0 SB: 0 CS: 0	PA: 38			
PITCHER	IP	WLS	BF	H	R	ER	SO	BB	IBB	HBP	BLK	WP	HR	S	P	ERA	WHIP								
31 Brad Penny, R ERA: 2.37	6.0		28	9	4	4	4	2	0	0	0	0	0	61	98	6.00	1.833								
58 Chad Billingsley, R ERA: 3.56	1.0	W	3	0	0	0	0	0	0	0	0	0	0	8	11	0.00	0.000								
51 Jonathan Broxton, R ERA: 2.79	1.0	H	3	0	0	0	2	0	0	0	0	0	0	9	15	0.00	0.000								
44 Takashi Saito, R ERA: 1.5	0.1	H	2	1	0	0	1	0	0	0	0	0	0	6	9	0.00	3.000								
Joe Beimel, L ERA: 3.66	0.2	S	2	0	0	0	0	0	0	0	0	1	0	10	15	0.00	0.000								

Los Angeles Dodgers @ Pittsburgh Pirates
PNC Park, Pittsburgh, PA
Sun Jun 03 2007, 1:35 PM EDT
Att: 23,458 - Cloudy - 78 F

AB	36
R	4
H	10
RBI	4
BB	2
SO	7
LOB	13



Batter	1	2	3	4	5	6	7	8	9	AB	R	H	RBI	BB	SO	LOB	TOP																					
15 Rafael Furcal, S OBP: 0.373, SLG: 0.374	G6-3		G6-3			FC5-4 1B	2B			4	1	2	2	0	0	0	Los Angeles Dodgers @ Pittsburgh Pirates PNC Park, Pittsburgh, PA Mon Jun 04 2007, 7:05 PM EDT Att: 15,846 - Partly Cloudy - 76 F																					
9 Juan Pierre, L OBP: 0.303, SLG: 0.324	1B		K			SH	G4-3			3	1	1	0	0	1	1																						
5 Nomar Garciaparra, R OBP: 0.329, SLG: 0.343	F7				G6-3	FC5-4 1B		F8		4	0	0	1	0	0	2																						
12 Jeff Kent, R OBP: 0.335, SLG: 0.457	2B				G5-3	G6-4-3		G6-3		4	0	1	1	0	0	1																						
55 Russell Martin, R OBP: 0.386, SLG: 0.508	F8				G1-3			HR		4	2	2	1	0	0	1																						
16 Andre Ethier, L OBP: 0.316, SLG: 0.435		G4-3				G6-3 1B		G3		3	1	1	0	1	0	0																						
6 Tony Abreu, S OBP: 0.333, SLG: 0.500		K			G6-3	L8		G1-3		4	0	0	0	0	1	3																						
Brady Clark, R OBP: 0.322, SLG: 0.321		F8				FC6-4 1B		F9		4	1	2	1	0	0	0																						
Derek Lowe, R OBP: 0.276, SLG: 0.130						FC6-4		K		3	0	0	0	0	1	3																						
Joe Beimel, L OBP: 0.321, SLG: 0.411										0	0	0	0	0	0	0																						
Wilson Betemit, S OBP: 0.321, SLG: 0.411										1	0	0	0	0	1	0																						
51 Jonathan Broxton, R OBP: 0.321, SLG: 0.411										0	0	0	0	0	0	0																						
Inning Stats	R: 1 E: 0 K: 0 S: 15	H: 2 LOB: 1 BB: 0 P: 21	R: 0 E: 0 K: 1 S: 8	H: 0 LOB: 0 BB: 0 P: 11	R: 0 E: 0 K: 1 S: 8	H: 0 LOB: 0 BB: 0 P: 11	R: 0 E: 0 K: 0 S: 7	H: 0 LOB: 0 BB: 0 P: 9	R: 0 E: 0 K: 0 S: 9	H: 2 LOB: 1 BB: 0 P: 14	R: 1 E: 1 K: 0 S: 5	H: 1 LOB: 0 BB: 0 P: 8	R: 3 E: 0 K: 1 S: 15	H: 3 LOB: 1 BB: 1 P: 28	R: 1 E: 0 K: 0 S: 7	H: 1 LOB: 0 BB: 0 P: 10	R: 0 E: 0 K: 1 S: 7	H: 0 LOB: 0 BB: 0 P: 11	1B: 6 2B: 2 3B: 0 HR: 1	SF: 0 SAC: 1 DP: 2 HBP: 0	WP: 0 PB: 0 SB: 0 CS: 0	PA: 36																
PITCHER	IP	WLS	BF	H	R	ER	SO	BB	IBB	HBP	BLK	WP	HR	S	P	ERA	WHIP	PITCHER				IP	WLS	BF	H	R	ER	SO	BB	IBB	HBP	BLK	WP	HR	S	P	ERA	WHIP
28 Paul Maholm, L ERA: 5.35	6.2	L	28	8	5	4	3	1	0	0	0	0	0	64	98	5.40	1.350					6.2	L	28	8	5	4	3	1	0	0	0	0	0	64	98	5.40	1.350
Damaso Marte, L ERA: 0.98	0.1		1	0	0	0	0	0	0	0	0	0	0	3	4	0.00	0.000					0.1		1	0	0	0	0	0	0	0	0	0	3	4	0.00	0.000	
44 Josh Sharpless, R ERA: 16.88	1.0		1	1	1	1	0	0	0	0	0	0	1	7	10	9.00	1.000					1.0		1	1	1	1	0	0	0	0	0	1	7	10	9.00	1.000	
Tony Armas, R ERA: 8.01	0.2		2	0	0	0	0	0	0	0	0	0	0	4	7	0.00	0.000					0.2		2	0	0	0	0	0	0	0	0	4	7	0.00	0.000		
34 John Grabow, L ERA: 5.17	0.1		1	0	0	0	1	0	0	0	0	0	0	3	4	0.00	0.000					0.1		1	0	0	0	1	0	0	0	0	3	4	0.00	0.000		

Batter	1	2	3	4	5	6	7	8	9	AB	R	H	RBI	BB	SO	LOB	BOTTOM																						
José Bautista, R OBP: 0.354, SLG: 0.417	F9				G5-3	G6-3		HR		4	1	1	1	0	0	0	Los Angeles Dodgers @ Pittsburgh Pirates PNC Park, Pittsburgh, PA Mon Jun 04 2007, 7:05 PM EDT Att: 15,846 - Partly Cloudy - 76 F																						
6 Chris Duffy, L OBP: 0.297, SLG: 0.352	G6-3				G5-3			G1-3		2	1	0	0	1	0	0																							
Jose Castillo, R OBP: 0.258, SLG: 0.286	G6-3				G5-3			G1-3		1	0	0	0	0	0	0																							
Tony Armas, R OBP: 0.286, SLG: 0.286	G6-3				G5-3			G1-3		0	0	0	0	0	0	0																							
34 John Grabow, L OBP: 0.286, SLG: 0.286	K				G6-3			G1-3		0	0	0	0	0	0	0																							
12 Freddy Sanchez, R OBP: 0.327, SLG: 0.353	K				G6-3			G1-3		4	0	2	0	0	1	0																							
Jason Bay, R OBP: 0.376, SLG: 0.530	L3				E5	G4-6-3		FC4-6		4	1	0	1	0	0	2																							
25 Adam LaRoche, L OBP: 0.323, SLG: 0.381	G4-1				G4-6-3			FC4-6		4	1	1	1	0	0	2																							
Xavier Nady, R OBP: 0.324, SLG: 0.488	K				E5			2B		3	1	1	2	1	1	0																							
26 Ronny Paulino, R ERA: 3.44					G5-3			BB		3	0	0	0	0	1	1																							
41 Ryan Doumit, S OBP: 0.369, SLG: 0.495					G5-3			BB		1	0	0	0	0	0	2																							
2 Jack Wilson, R OBP: 0.300, SLG: 0.333					G6-3			G4-3		4	0	0	0	0	0	2																							
28 Paul Maholm, L OBP: 0.130, SLG: 0.130					K			K		2	0	0	0	0	2	0																							
Damaso Marte, L ERA: 3.6					K			K		0	0	0	0	0	0	0																							
44 Josh Sharpless, R ERA: 16.88					K			K		0	0	0	0	0	0	0																							
13 Nate McLouth, L OBP: 0.297, SLG: 0.310					K			K		1	0	0	0	0	1	0																							
Inning Stats	R: 0 E: 0 K: 1 S: 7	H: 0 LOB: 0 BB: 0 P: 9	R: 0 E: 0 K: 1 S: 8	H: 0 LOB: 0 BB: 0 P: 13	R: 0 E: 0 K: 2 S: 7	H: 0 LOB: 0 BB: 0 P: 8	R: 0 E: 0 K: 0 S: 7	H: 0 LOB: 0 BB: 0 P: 13	R: 0 E: 0 K: 0 S: 7	H: 0 LOB: 1 BB: 0 P: 12	R: 0 E: 0 K: 1 S: 8	H: 0 LOB: 0 BB: 0 P: 10	R: 3 E: 1 K: 0 S: 10	H: 2 LOB: 0 BB: 1 P: 16	R: 1 E: 0 K: 1 S: 8	H: 1 LOB: 0 BB: 0 P: 12	R: 1 E: 0 K: 0 S: 14	H: 2 LOB: 2 BB: 1 P: 23	1B: 2 2B: 1 3B: 0 HR: 2	SF: 0 SAC: 0 DP: 1 HBP: 0	WP: 0 PB: 0 SB: 0 CS: 0	PA: 35																	
PITCHER	IP	WLS	BF	H	R	ER	SO	BB	IBB	HBP	BLK	WP	HR	S	P	ERA	WHIP	PITCHER				IP	WLS	BF	H	R	ER	SO	BB	IBB	HBP	BLK	WP	HR	S	P	ERA	WHIP	
Derek Lowe, R ERA: 3.44	7.2	W	28	3	4	4	6	1	0	0	0	0	0	2	60	91	4.70	0.522					7.2	W	28	3	4	4	6	1	0	0	0	0	2	60	91	4.70	0.522
Joe Beimel, L ERA: 3.6	0.1	H	1	0	0	0	0	0	0	0	0	0	0	2	2	0.00	0.000					0.1	H	1	0	0	0	0	0	0	0	0	2	2	0.00	0.000			
51 Jonathan Broxton, R ERA: 3.0	1.0	S	6	2	1	1	0	1	0	0	0	0	0	14	23	9.00	3.000					1.0	S	6	2	1	1	0	1	0	0	0	14	23	9.00	3.000			



Batter	1	2	3	4	5	6	7	8	9	AB	R	H	RBI	BB	SO	LOB	TOP								
Rajai Davis, R (1,8) 16 Salomon Torres, R (9,1)	G5-3 S BB	G5-3			F9		G4-3		G4-3	4	0	0	0	1	0	2	Pittsburgh Pirates @ Washington Nationals Robert F. Kennedy Memorial Stadium, Washington, DC Wed Jun 06 2007, 7:05 PM EDT Att: 24,755 - Clear - 75 F livebaseballscorecards.com								
José Bautista, R (1,5) OBP: 0.356, SLG: 0.415	G5-3		P3		K			12 1B 12 WP SF7 BB	K	4	1	0	0	1	2	1									
12 Freddy Sanchez, R (1,4) OBP: 0.332, SLG: 0.358	L4		F9			4-1 BB BB		1-1 26 1B 25 HR 1B		3	1	1	0	1	0	1									
Jason Bay, R (1,7) OBP: 0.380, SLG: 0.523	K		F9			4-1 BB BB		2-2 SF7		2	0	0	1	1	1	1									
Xavier Nady, R (1,9) OBP: 0.332, SLG: 0.494 26 Ronny Paulino, R (2,2) OBP: 0.261, SLG: 0.353		4-1 41 2B BB			K			3-2 F9	0-1 25 HR 1B	0	1	0	0	1	0	0									
25 Adam LaRoche, L (1,3) OBP: 0.321, SLG: 0.387	K	2-3 K			F8			0-0 G2	2-1 HR	4	1	1	3	0	1	3									
41 Ryan Doumit, S (1,2) (2,9)	FC5-6 1H 2B	2-1 FC5-6 1H			FC4 1B			3-2 F9	2-2 G6-3	4	0	2	1	0	0	2									
2 Jack Wilson, R (1,6) OBP: 0.298, SLG: 0.341	FC5-6 BB	4-2 FC5-6 BB			FC4 1-2			2-2 P4	0-0 F9	3	0	0	0	1	0	1									
57 Zach Duke, L (1,1) Don Naddy, L (7,PH) 44 Josh Sharpless, R (7,1) Damaso Marte, L (8,1) 6 Chris Duffy, L (9,PH)	FC5-6 1-2 2-3	0-0 FC5-6 1-2 2-3			K2-3			3-1 F7	1-3 K	2	0	0	0	0	1	2									
Inning Stats	R: 0 E: 0 K: 1 S: 9	H: 0 LOB: 1 BB: 1 P: 19	R: 1 E: 0 K: 1 S: 14	H: 1 LOB: 2 BB: 2 P: 28	R: 0 E: 0 K: 0 S: 4	H: 0 LOB: 0 BB: 0 P: 7	R: 0 E: 0 K: 1 S: 11	H: 1 LOB: 1 BB: 0 P: 19	R: 0 E: 0 K: 2 S: 8	H: 0 LOB: 0 BB: 2 P: 9	R: 0 E: 0 K: 0 S: 11	H: 0 LOB: 0 BB: 0 P: 25	R: 0 E: 0 K: 0 S: 9	H: 0 LOB: 0 BB: 0 P: 17	R: 4 E: 0 K: 0 S: 19	H: 3 LOB: 0 BB: 1 P: 30		R: 0 E: 0 K: 2 S: 10	H: 0 LOB: 0 BB: 0 P: 12	1B: 3 2B: 1 3B: 0 HR: 1	SF: 1 SAC: 0 DP: 0 HBP: 0	WP: 1 PB: 0 SB: 1 CS: 0	PA: 38		
PITCHER	IP WLS BF H R ER SO BB IBB HBP BLK WP HR S P ERA WHIP	5.0 H 3 0 0 1 5 5 0 0 0 0 0 0 48 92 1.80 1.400	1.0 H 3 0 0 0 0 0 0 0 0 0 0 0 9 15 0.00 0.000	1.0 H 3 0 0 0 0 0 0 0 0 0 0 0 9 17 0.00 0.000	0.1 B 4 2 3 3 0 1 0 0 0 0 1 0 13 20 81.00 9.000	0.2 B 3 1 1 1 0 0 0 0 0 0 0 1 6 10 13.50 1.500	1.0 W 3 0 0 0 2 0 0 0 0 0 0 0 10 12 0.00 0.000	32 Chad Cordero, R (9,1) ERA: 2.63	IP WLS BF H R ER SO BB IBB HBP BLK WP HR S P ERA WHIP	1.0 W 3 0 0 0 2 0 0 0 0 0 0 0 10 12 0.00 0.000															

Batter	1	2	3	4	5	6	7	8	9	AB	R	H	RBI	BB	SO	LOB	BOTTOM								
Felipe Lopez, S (1,4) OBP: 0.290, SLG: 0.346	K	G4-3		F8		G3			K	5	0	0	1	0	2	2	Pittsburgh Pirates @ Washington Nationals Robert F. Kennedy Memorial Stadium, Washington, DC Wed Jun 06 2007, 7:05 PM EDT Att: 24,755 - Clear - 75 F livebaseballscorecards.com								
15 Cristian Guzman, S (1,6) OBP: 0.368, SLG: 0.469	FC6-4 1B	2-3 3-H P6			G5-3	G3		25 BB 11 1B WP 1B	25 BB 11 1B WP 1B	5	1	2	0	0	0	1									
11 Ryan Zimmerman, R (1,5) OBP: 0.306, SLG: 0.411	FC6-4 21 1B 25 2B 1-2		G1-3		25 BB 21 1B E BB			0-1 F8	0-1 WP 25 BB 1B	4	2	1	0	1	0	1									
21 Dmitri Young, S (1,3) Jon Rauch, R (8,1) 40 Billy Traber, L (8,1) 32 Chad Cordero, R (9,1)	25 2B 1B				25 BB 1B E 1B			1-0 F8	2-3 K	4	1	3	0	0	0	0									
10 Ronnie Belliard, R (9,PH) 25 Austin Kearns, R (1,9)	1-3 1B		2B		1-2 1B 1B			1-0 F8	4-1 WP BB	0	0	0	0	0	0	0									
Ryan Church, L (1,7) OBP: 0.368, SLG: 0.454	3-H 2B		L5		4-2 E 1B BB			1-0 F8	1-2 2-3 WP BB	3	1	1	1	2	0	1									
Brian Schneider, L (1,2) OBP: 0.318, SLG: 0.331	G3		G6-3		1-2 2-3 3-H 1B			2-2 K	1-2 2-3 3-H WP	5	0	0	1	0	1	7									
Nook Logan, S (1,8) OBP: 0.270, SLG: 0.324		59 SH5-4 G4-3 1B		G6-3		1-2 2-3 3-H 1B		4-0 BB	3-3 K	3	1	2	2	1	0	0									
59 Micah Bowie, L (1,1) OBP: 0.125, SLG: 0.125 52 Saul Rivera, S (6,1)		G4-3 59 SH5-4 1B		G4-6-3		1-2 2-3 3-H 1B		3-3 K	0-3 K	4	0	2	0	0	1	3									
3 Jesus Flores, R (6,PH) OBP: 0.345, SLG: 0.304 43 Jesus Colome, R (7,1) 13 Robert Fick, L (8,3) OBP: 0.296, SLG: 0.230		SH5-4		G5-3		1-2 2-3 3-H 1B		0-3 F9	1-2 2-3 3-H K	1	0	0	0	0	0	1									
Inning Stats	R: 1 E: 0 K: 1 S: 16	H: 3 LOB: 2 BB: 0 P: 23	R: 1 E: 0 K: 0 S: 12	H: 2 LOB: 1 BB: 0 P: 20	R: 0 E: 0 K: 0 S: 7	H: 1 LOB: 1 BB: 0 P: 10	R: 0 E: 0 K: 0 S: 11	H: 1 LOB: 1 BB: 0 P: 17	R: 3 E: 1 K: 0 S: 13	H: 2 LOB: 1 BB: 2 P: 24	R: 0 E: 0 K: 0 S: 6	H: 0 LOB: 0 BB: 0 P: 9	R: 0 E: 0 K: 0 S: 4	H: 0 LOB: 0 BB: 0 P: 6	R: 0 E: 0 K: 3 S: 10	H: 0 LOB: 1 BB: 1 P: 19	R: 1 E: 0 K: 2 S: 12	H: 2 LOB: 2 BB: 1 P: 25	1B: 8 2B: 3 3B: 0 HR: 0	SF: 0 SAC: 1 DP: 1 HBP: 0	WP: 1 PB: 0 SB: 1 CS: 0	PA: 42			
PITCHER	IP WLS BF H R ER SO BB IBB HBP BLK WP HR S P ERA WHIP	6.0 L 29 9 5 4 1 2 0 0 0 0 0 0 65 103 6.00 1.833	1.0 H 3 0 0 0 0 0 0 0 0 0 0 0 4 6 0.00 0.000	1.0 H 4 0 0 0 3 1 0 0 0 0 0 0 10 19 0.00 1.000	0.2 L 6 2 1 1 2 1 0 0 0 0 1 0 12 25 13.50 4.500																				



Batter	1	2	3	4	5	6	7	8	9	AB R H RBI BB SO LOB	TOP																
Rajai Davis, R (1, 8) OBP: 0.333, SLG: 0.333 55 Matt Capps, R (8, 1) OBP: 1.000, SLG: 1.000	2-2 3B		4-1 BB		2-1 F7			0-0 SH1-4		2 0 1 0 1 0 0 0 0 0 0 0 0 0	Pittsburgh Pirates @ Washington Nationals Robert F. Kennedy Memorial Stadium, Washington, DC Thu Jun 07 2007, 1:05 PM EDT Att: 25,622 - Sunny - 82 F																
José Bautista, R (1, 5) OBP: 0.350, SLG: 0.408	1-0 F9		0-1 G6-4-3		2-2 F7		3-2 F9		4 0 0 0 0 0 4																		
12 Freddy Sanchez, R (1, 4) OBP: 0.331, SLG: 0.370	1-0 F9		1-2 HR		2-1 L7		0-1 G5-3		4 1 1 2 0 0 2																		
Jason Bay, R (1, 7) OBP: 0.378, SLG: 0.531	1-3 K		3-H G5-3		1-1 G5-3			1-1 HR	4 1 1 1 0 1 1																		
25 Adam LaRoche, L (1, 3) OBP: 0.315, SLG: 0.380		0-3 K		1-1 G1-3			2-3 K	3-2 G3	4 0 0 0 0 2 0																		
41 Ryan Doumit, S (1, 9) OBP: 0.361, SLG: 0.486		3-3 K		1-2 F7		1-3 K		0-0 F8	4 0 0 0 0 2 0																		
26 Ronny Paulino, R (1, 2) OBP: 0.266, SLG: 0.352		4-2 2B BB		2-2 F9		1-0 1B		0-0 G6-3	3 0 1 0 1 0 0																		
2 Jack Wilson, R (1, 6) OBP: 0.299, SLG: 0.345		1-2 2B		1-1 G4-3		1-1 P4			3 0 1 0 0 0 1																		
45 Ian Snell, R (1, 1) OBP: 0.200, SLG: 0.130 13 Nate McLouth, L (8, PH) OBP: 0.303, SLG: 0.317 6 Chris Duffy, L (8, 8) OBP: 0.294, SLG: 0.348			4-2 BB 12 HR BB		1-1 F9		1-2 F9 SH1-4 1B		1 1 0 0 1 0 0 1 0 1 0 0 0 0 0 0 0 0 0 0 0																		
Inning Stats	R: 0 E: 0 K: 1 S: 11	H: 1 LOB: 1 BB: 0 P: 16	R: 0 E: 0 K: 2 S: 11	H: 1 LOB: 2 BB: 1 P: 19	R: 2 E: 0 K: 0 S: 8	H: 1 LOB: 0 BB: 2 P: 18	R: 0 E: 0 K: 0 S: 10	H: 0 LOB: 0 BB: 0 P: 14	R: 0 E: 0 K: 0 S: 6	H: 0 LOB: 0 BB: 0 P: 10		R: 0 E: 0 K: 0 S: 7	H: 0 LOB: 1 BB: 0 P: 12	R: 0 E: 0 K: 2 S: 10	H: 1 LOB: 1 BB: 0 P: 15	R: 0 E: 0 K: 0 S: 10	H: 1 LOB: 0 BB: 0 P: 14	R: 1 E: 0 K: 0 S: 8	H: 1 LOB: 0 BB: 0 P: 12	1B: 2 2B: 1 3B: 1 HR: 2	SF: 0 SAC: 1 DP: 1 HBP: 0	WP: 0 PB: 0 SB: 0 CS: 0	PA: 34				
PITCHER	IP WLS BF H R ER SO BB IBB HBP BLK WP HR S P ERA WHIP											PITCHER	IP WLS BF H R ER SO BB IBB HBP BLK WP HR S P ERA WHIP														
47 Matt Chico, L (1, 1) ERA: 4.86	7.0	26	4	2	2	5	3	0	0	0	0	0	1	63	104	2.57	1.000										
43 Jesus Colome, R (8, 1) ERA: 2.25	1.0	4	1	0	0	0	0	0	0	0	0	0	0	10	14	0.00	1.000										
32 Chad Cordero, R (9, 1) ERA: 2.86	1.0	L	4	1	1	1	0	0	0	0	0	0	1	8	12	9.00	1.000										

AB 30
R 3
H 6
RBI 3
BB 3
SO 5
LOB 8



Batter	1	2	3	4	5	6	7	8	9	AB R H RBI BB SO LOB	BOTTOM																
Felipe Lopez, S (1, 4) OBP: 0.287, SLG: 0.341 10 Ronnie Belliard, R (6, 4) OBP: 0.325, SLG: 0.363	2-3 K		0-0 G4-3		2-1 G4-3			0-1 F8		3 0 0 0 0 1 0 1 0 0 0 0 0 0	Pittsburgh Pirates @ Washington Nationals Robert F. Kennedy Memorial Stadium, Washington, DC Thu Jun 07 2007, 1:05 PM EDT Att: 25,622 - Sunny - 82 F																
15 Cristian Guzman, S (1, 6) OBP: 0.385, SLG: 0.457	4-2 21 HR BB		1-1 F7		0-0 B1-3		1-2 G4-3		3 1 0 0 1 0 0																		
11 Ryan Zimmerman, R (1, 5) OBP: 0.305, SLG: 0.412	0-3 K		0-3 K		2-0 21 G4-3 2B			3-1 L7	4 0 1 0 0 2 1																		
21 Dmitri Young, S (1, 3) OBP: 0.403, SLG: 0.509	3-2 1-H HR		4-2 25 FC5-4 BB		0-0 G4-3		0-0 G4-3		3 1 1 2 1 0 1																		
25 Austin Kearns, R (1, 9) OBP: 0.310, SLG: 0.387	1-3 K		0-0 FC5-4		2-2 G5-3			0-0 F7	4 0 0 0 0 1 2																		
Ryan Church, L (1, 7) OBP: 0.388, SLG: 0.457		0-1 G4-3 2B		2-2 L9		1-3 K			3 0 1 0 0 1 1																		
Brian Schneider, L (1, 2) OBP: 0.318, SLG: 0.328		0-0 G4-3		1-2 K		4-0 G4-6-3 BB			2 0 0 0 1 1 2																		
Ryan Langerhans, L (1, 8) OBP: 0.257, SLG: 0.214		0-1 F7		2-1 F8		0-0 G4-6-3			3 0 0 0 0 0 2																		
47 Matt Chico, L (1, 1) OBP: 0.200, SLG: 0.200 43 Jesus Colome, R (8, 1) OBP: 0.333, SLG: 0.300 Tony Batista, R (8, PH) OBP: 0.333, SLG: 0.300 32 Chad Cordero, R (9, 1)		0-0 G6-3		2-1 K		0-1 F7			2 0 0 0 0 1 1 0 0 0 0 0 0 0 1 0 0 0 0 0 0 0 0 0 0 0 0 0																		
Inning Stats	R: 2 E: 0 K: 3 S: 16	H: 1 LOB: 1 BB: 1 P: 26	R: 0 E: 0 K: 0 S: 6	H: 1 LOB: 0 BB: 0 P: 6	R: 0 E: 0 K: 1 S: 6	H: 0 LOB: 0 BB: 0 P: 7	R: 0 E: 0 K: 1 S: 9	H: 0 LOB: 1 BB: 1 P: 16	R: 0 E: 0 K: 1 S: 7	H: 0 LOB: 0 BB: 0 P: 12		R: 0 E: 0 K: 0 S: 6	H: 1 LOB: 1 BB: 0 P: 10	R: 0 E: 0 K: 1 S: 4	H: 0 LOB: 0 BB: 1 P: 9	R: 0 E: 0 K: 0 S: 7	H: 0 LOB: 0 BB: 0 P: 8	R: 0 E: 0 K: 0 S: 4	H: 0 LOB: 0 BB: 0 P: 7	1B: 0 2B: 2 3B: 0 HR: 1	SF: 0 SAC: 0 DP: 1 HBP: 0	WP: 0 PB: 0 SB: 0 CS: 0	PA: 32				
PITCHER	IP WLS BF H R ER SO BB IBB HBP BLK WP HR S P ERA WHIP											PITCHER	IP WLS BF H R ER SO BB IBB HBP BLK WP HR S P ERA WHIP														
45 Ian Snell, R (1, 1) ERA: 2.91	7.0	26	3	2	2	7	3	0	0	0	0	0	0	11	15	0.00	0.000										
55 Matt Capps, R (8, 1) ERA: 2.7	2.0	W	6	0	0	0	0	0	0	0	0	0	0	11	15	0.00	0.000										

AB 29
R 2
H 3
RBI 2
BB 3
SO 7
LOB 10



Batter	1	2	3	4	5	6	7	8	9	AB	R	H	RBI	BB	SO	LOB	TOP								
José Bautista, R (1.5) OBP: 0.348, SLG: 0.397										3	1	1	0	2	1	1									
12 Freddy Sanchez, R (1.4) OBP: 0.327, SLG: 0.364										4	0	0	0	0	1	4									
Jason Bay, R (1.7) OBP: 0.365, SLG: 0.511										4	0	0	0	0	1	1									
25 Adam LaRoche, L (1.3) OBP: 0.313, SLG: 0.372										3	0	1	1	1	1	0									
Xavier Nady, R (1.10) OBP: 0.337, SLG: 0.506										4	1	1	0	0	2	2									
41 Ryan Doumit, S (1.9) OBP: 0.362, SLG: 0.487										4	0	1	0	0	3	2									
26 Ronny Paulino, R (1.2) OBP: 0.270, SLG: 0.350										3	1	0	0	1	2	1									
2 Jack Wilson, R (1.6) OBP: 0.305, SLG: 0.352										4	0	1	2	0	0	1									
6 Chris Duffy, L (1.8) OBP: 0.297, SLG: 0.361										3	0	1	0	1	0	2									
Inning Stats	R: 1 E: 0 K: 2 S: 13	H: 2 LOB: 1 BB: 0 P: 21	R: 0 E: 0 K: 1 S: 15	H: 1 LOB: 0 BB: 0 P: 23	R: 0 E: 0 K: 0 S: 7	H: 0 LOB: 0 BB: 1 P: 12	R: 2 E: 0 K: 2 S: 17	H: 2 LOB: 1 BB: 1 P: 28	R: 0 E: 0 K: 0 S: 8	H: 0 LOB: 0 BB: 0 P: 12	R: 0 E: 0 K: 2 S: 9	H: 0 LOB: 0 BB: 0 P: 10	R: 0 E: 0 K: 1 S: 11	H: 0 LOB: 2 BB: 2 P: 20	R: 0 E: 0 K: 1 S: 12	H: 0 LOB: 1 BB: 1 P: 20	R: 0 E: 0 K: 2 S: 10	H: 1 LOB: 1 BB: 0 P: 17	1B: 4 2B: 2 3B: 0 HR: 0	SF: 0 SAC: 0 DP: 1 HBP: 0	WP: 1 PB: 0 SB: 1 CS: 0	PA: 37			
PITCHER	IP	WLS	BF	H	R	ER	SO	BB	IBB	HBP	BLK	WP	HR	S	P	ERA	WHIP								
22 Roger Clemens, R (1.1) ERA: 4.5	6.0	W	24	5	3	3	7	2	0	0	0	1	0	69	108	4.50	1.167								
33 Brian Bruney, R (7.1) ERA: 2.25	1.0	H	5	0	0	0	1	2	0	0	0	0	0	11	20	0.00	2.000								
Kyle Farnsworth, R (8.1) ERA: 4.97	1.0	4	0	0	0	1	1	0	0	0	0	0	0	12	20	0.00	1.000								
Luis Vizcaino, R (9.1) ERA: 6.67	1.0	4	1	0	0	2	0	0	0	0	0	0	0	10	17	0.00	1.000								

Pittsburgh Pirates @ New York Yankees
Yankee Stadium, Bronx, NY
Sat Jun 09 2007, 1:05 PM EDT
Att: 54,296 - Cloudy - 81 F


AB 32
R 3
H 6
RBI 3
BB 5
SO 11
LOB 14



Batter	1	2	3	4	5	6	7	8	9	AB	R	H	RBI	BB	SO	LOB	BOTTOM								
18 Johnny Damon, L (1.10) OBP: 0.357, SLG: 0.365										5	2	2	1	0	1	1									
2 Derek Jeter, R (1.6) OBP: 0.411, SLG: 0.456										3	2	1	0	2	0	1									
Bobby Abreu, L (1.9) OBP: 0.352, SLG: 0.346									4	1	2	1	1	0	2										
13 Alex Rodriguez, R (1.5) OBP: 0.400, SLG: 0.648									1	0	0	2	2	0	1										
17 Chris Basak, R (8, PR) (9.5)									0	0	0	0	0	0	0										
20 Jorge Posada, S (1.2) OBP: 0.413, SLG: 0.567									3	1	1	1	1	1	3										
55 Hideki Matsui, L (1.7) OBP: 0.358, SLG: 0.452									3	0	0	1	1	0	6										
24 Robinson Canó, L (1.4) OBP: 0.314, SLG: 0.428									5	1	3	1	0	1	2										
Josh Phelps, R (1.3) OBP: 0.333, SLG: 0.378									3	0	1	0	0	0	2										
Miguel Cairo, R (7.3) OBP: 0.292, SLG: 0.250									2	0	0	0	0	0	3										
28 Melky Cabrera, S (1.8) OBP: 0.312, SLG: 0.359									3	2	1	0	1	0	1										
Inning Stats	R: 3 E: 1 K: 0 S: 13	H: 4 LOB: 2 BB: 1 P: 24	R: 0 E: 0 K: 0 S: 4	H: 0 LOB: 0 BB: 0 P: 8	R: 0 E: 0 K: 1 S: 10	H: 0 LOB: 1 BB: 1 P: 19	R: 0 E: 0 K: 2 S: 9	H: 1 LOB: 1 BB: 0 P: 18	R: 1 E: 0 K: 0 S: 16	H: 1 LOB: 2 BB: 2 P: 30	R: 2 E: 0 K: 0 S: 9	H: 2 LOB: 3 BB: 3 P: 23	R: 2 E: 1 K: 0 S: 18	H: 2 LOB: 0 BB: 0 P: 26	R: 1 E: 0 K: 0 S: 14	H: 1 LOB: 2 BB: 1 P: 24	1B: 9 2B: 2 3B: 0 HR: 0	SF: 3 SAC: 0 DP: 1 HBP: 1	WP: 0 PB: 0 SB: 5 CS: 0	PA: 44					
PITCHER	IP	WLS	BF	H	R	ER	SO	BB	IBB	HBP	BLK	WP	HR	S	P	ERA	WHIP								
28 Paul Maholm, L (1.1) ERA: 5.33	5.1	L	27	6	5	3	3	5	0	0	0	0	0	54	106	5.06	2.062								
34 John Grabow, L (6.1) ERA: 5.29	0.2	6	2	1	1	0	1	1	1	0	0	0	0	7	16	13.50	4.500								
Tony Armas, R (7.1) ERA: 8.07	2.0	11	3	3	2	0	1	0	0	1	0	0	0	32	50	9.00	2.000								

Pittsburgh Pirates @ New York Yankees
Yankee Stadium, Bronx, NY
Sat Jun 09 2007, 1:05 PM EDT
Att: 54,296 - Cloudy - 81 F

AB 32
R 9
H 11
RBI 7
BB 8
SO 3
LOB 22



Batter	1	2	3	4	5	6	7	8	9	AB	R	H	RBI	BB	SO	LOB	TOP										
José Bautista, R (1.5) OBP: 0.345, SLG: 0.393	F7	P2		K		K		P2		5	0	1	2	0	1	3	Pittsburgh Pirates @ New York Yankees Yankee Stadium, Bronx, NY Sun Jun 10 2007, 1:05 PM EDT Att: 54,292 - Cloudy - 70 F										
13 Nate McLouth, L (1.9) OBP: 0.310, SLG: 0.313	S		G3	L7				F8		4	0	1	0	0	0	2											
12 Freddy Sanchez, R (1.4) OBP: 0.328, SLG: 0.365	F7		F8			G5-3			BLK	5	0	2	0	0	0	2											
Jason Bay, R (1.7) OBP: 0.364, SLG: 0.504	K		G5-3						K	3	0	0	0	1	2	1											
Don Kelly, L (8.7) OBP: 0.290, SLG: 0.154	K								K	1	0	0	0	0	1	1											
25 Adam LaRoche, L (1.3) OBP: 0.312, SLG: 0.367						F9			G1-3	3	1	0	0	1	2	2											
Rajai Davis, R (9. PH) OBP: 0.308, SLG: 0.300		41 2B								1	0	0	0	0	0	1											
Xavier Nady, R (1.10) OBP: 0.338, SLG: 0.497	F8								G6-3	3	1	0	0	2	0	2											
41 Ryan Doumit, S (1.2) OBP: 0.366, SLG: 0.496										4	2	2	0	0	1	3											
Jose Castillo, R (1.6) OBP: 0.286, SLG: 0.303										3	1	2	2	1	0	3											
6 Chris Duffy, L (1.8) OBP: 0.300, SLG: 0.365										3	1	1	2	1	0	1											
Inning Stats	R: 0 E: 0 K: 1 S: 12	H: 1 LOB: 1 BB: 0 P: 18	R: 2 E: 0 K: 0 S: 21	H: 2 LOB: 1 BB: 1 P: 32	R: 0 E: 0 K: 0 S: 8	H: 0 LOB: 0 BB: 0 P: 14	R: 4 E: 0 K: 1 S: 17	H: 3 LOB: 0 BB: 2 P: 31	R: 0 E: 0 K: 1 S: 11	H: 0 LOB: 1 BB: 0 P: 20	R: 0 E: 0 K: 2 S: 8	H: 0 LOB: 0 BB: 0 P: 12	R: 0 E: 0 K: 0 S: 8	H: 1 LOB: 2 BB: 1 P: 17	R: 0 E: 0 K: 1 S: 7	H: 1 LOB: 1 BB: 0 P: 9	1B: 7 2B: 2 3B: 0 HR: 0	SF: 0 SAC: 0 DP: 0 HBP: 1	WP: 0 PB: 0 SB: 3 CS: 0	PA: 42							
PITCHER	IP	WLS	BF	H	R	ER	SO	BB	IBB	HBP	BLK	WP	HR	S	P	ERA	WHIP										
19 Tyler Clippard, R (1.1) ERA: 5.32	3.2		19	6	6	6	2	3	0	0	0	0	0	55	90	14.73	2.455										
34 Sean Henn, L (4.1) ERA: 4.66	2.0	W	10	1	0	0	2	2	0	1	0	0	0	25	47	0.00	1.500										
Luis Vizcaino, R (6.1) ERA: 6.6	0.1	H	1	0	0	0	0	0	0	0	0	0	0	2	4	0.00	0.000										
Scott Proctor, R (7.1) ERA: 3.58	2.0		8	1	0	0	2	1	0	0	0	0	0	16	29	0.00	1.000										
Mike Myers, L (9.1) ERA: 2.73	1.0		4	1	0	0	1	0	0	0	1	0	0	7	9	0.00	1.000										

Batter	1	2	3	4	5	6	7	8	9	AB	R	H	RBI	BB	SO	LOB	BOTTOM											
18 Johnny Damon, L (1.10) OBP: 0.358, SLG: 0.363	G1-3	G4-3		F8		F9				4	1	1	0	1	0	0	Pittsburgh Pirates @ New York Yankees Yankee Stadium, Bronx, NY Sun Jun 10 2007, 1:05 PM EDT Att: 54,292 - Cloudy - 70 F											
2 Derek Jeter, R (1.6) OBP: 0.407, SLG: 0.451	G1-3					L6			FC3-6	5	2	1	0	0	1	3												
17 Chris Basak, R (8.5)										0	0	0	0	0	0	0												
Bobby Abreu, L (1.9) OBP: 0.364, SLG: 0.370										4	4	4	3	1	0	0												
13 Alex Rodriguez, R (1.5) OBP: 0.407, SLG: 0.674										3	4	2	5	2	0	1												
Josh Phelps, R (8.3) OBP: 0.333, SLG: 0.378										0	0	0	0	0	0	0												
55 Hideki Matsui, L (1.7) OBP: 0.364, SLG: 0.459										4	0	2	2	1	0	0												
24 Robinson Canó, L (1.4) OBP: 0.308, SLG: 0.419										5	0	0	0	0	0	5												
28 Melky Cabrera, S (1.8) OBP: 0.319, SLG: 0.363										4	0	2	1	1	1	0												
Miguel Cairo, R (1.3) OBP: 0.273, SLG: 0.250										4	1	1	1	1	0	1												
Wil Nieves, R (1.2) OBP: 0.154, SLG: 0.132										4	1	1	1	0	0	2												
Inning Stats	R: 3 E: 0 K: 1 S: 22	H: 3 LOB: 2 BB: 2 P: 39	R: 0 E: 0 K: 1 S: 8	H: 0 LOB: 0 BB: 0 P: 11	R: 2 E: 0 K: 0 S: 16	H: 3 LOB: 2 BB: 1 P: 29	R: 3 E: 0 K: 0 S: 14	H: 3 LOB: 0 BB: 0 P: 25	R: 0 E: 0 K: 0 S: 7	H: 0 LOB: 0 BB: 0 P: 11	R: 2 E: 0 K: 0 S: 15	H: 1 LOB: 1 BB: 1 P: 29	R: 3 E: 0 K: 1 S: 15	H: 3 LOB: 1 BB: 1 P: 27	R: 0 E: 0 K: 0 S: 11	H: 1 LOB: 1 BB: 0 P: 17	1B: 9 2B: 2 3B: 1 HR: 2	SF: 1 SAC: 0 DP: 0 HBP: 0	WP: 0 PB: 0 SB: 2 CS: 0	PA: 44								
PITCHER	IP	WLS	BF	H	R	ER	SO	BB	IBB	HBP	BLK	WP	HR	S	P	ERA	WHIP											
Shawn Chacon, R (1.1) ERA: 4.25	3.1	L	21	8	7	7	2	3	0	0	0	0	0	55	96	18.90	3.300											
44 Josh Sharpless, R (4.1) ERA: 12.46	0.2		3	1	1	1	0	0	0	0	0	0	0	1	5	8	13.50	1.500										
Masumi Kuwata, R (5.1) ERA: 9.0	2.0		9	1	2	2	0	2	0	0	0	0	0	1	22	40	9.00	1.500										
54 Jonah Bayliss, R (7.1) ERA: 7.16	1.0		7	3	3	3	1	1	0	0	0	0	0	15	27	27.00	4.000											
55 Matt Capps, R (8.1) ERA: 2.79	1.0		4	1	0	0	0	0	0	0	0	0	0	11	17	0.00	1.000											



Batter	1	2	3	4	5	6	7	8	9	AB	R	H	RBI	BB	SO	LOB	TOP							
3 Jerry Hairston, R (1, 8) OBP: 0.296, SLG: 0.344 Kenny Lofton, L (9, FH) OBP: 0.354, SLG: 0.379	1-2 G3-6 1B			1-1 10 CS 1B		0-1 L7		0-3 K	2-3 K	4	0	2	0	0	1	0								
22 Marlon Byrd, R (1, 7) OBP: 0.449, SLG: 0.468	0-2 G3-6 1-2			2-2 SAFE SAFE SAFE SAFE 1B		1-2 10 2B 1B		2-2 10 E 1B HBP		3	2	1	0	0	0	2								
10 Michael Young, R (1, 6) OBP: 0.329, SLG: 0.415	2-1 L8			2-3 SAFE SAFE SAFE SAFE 1B		1-1 2B 2B		0-0 E5 1B	1-2 1B	4	1	1	1	0	1	2								
Sammy Sosa, R (1, 9) OBP: 0.307, SLG: 0.454						4-1 5 1B 30 G1-2-3 BB		0-2 1B	0-2 1B	3	0	2	2	1	0	0								
15 Gerald Laird, R (1, 2) OBP: 0.314, SLG: 0.337	2-1 5 G4-6-3 1B					0-0 5 1B		1-0 G6-3	1-3 K	4	0	2	0	0	1	3								
5 Ian Kinsler, R (1, 4) OBP: 0.322, SLG: 0.437	1-2 G4-6-3 1-2					3-2 1B		3-2 F8	1-2 2B	4	1	2	0	0	0	1								
Brad Wilkerson, L (1, 3) OBP: 0.313, SLG: 0.470				4-2 30 G6-4-3 BB		1-1 L7		2-3 K	1-2 2B	3	1	1	1	1	1	3								
30 Travis Metcalf, R (1, 5) 39 Scott Feldman, L (5, 1) 14 Victor Diaz, R (7, FH) OBP: 0.288, SLG: 0.623 58 Wes Littleton, R (7, 1) Adam Melhuse, S (9, FH) OBP: 0.344, SLG: 0.286 33 Kevin Millwood, R (1, 1) Ramón Vázquez, L (5, 5) OBP: 0.319, SLG: 0.439				0-0 G6-4-3 1-2		0-2 G1-2-3 3-H		0-0 F9	0-0 L3 1B	2	0	0	0	0	0	4								
				2-3 K		0-3 K		1-0 P5	1-0 L3	1	0	0	0	0	1	1								
Inning Stats	R: 0 E: 0 K: 0 S: 8	H: 1 LOB: 0 BB: 0 P: 11	R: 0 E: 0 K: 0 S: 7	H: 1 LOB: 0 BB: 0 P: 12	R: 0 E: 0 K: 1 S: 6	H: 0 LOB: 0 BB: 1 P: 12	R: 0 E: 0 K: 1 S: 9	H: 1 LOB: 0 BB: 0 P: 14	R: 0 E: 0 K: 0 S: 10	H: 2 LOB: 2 BB: 0 P: 18	R: 2 E: 0 K: 1 S: 13	H: 3 LOB: 1 BB: 0 P: 18	R: 0 E: 0 K: 1 S: 9	H: 0 LOB: 0 BB: 0 P: 14	R: 1 E: 1 K: 2 S: 14	H: 1 LOB: 2 BB: 0 P: 18	R: 2 E: 0 K: 1 S: 11	H: 3 LOB: 0 BB: 0 P: 16	1B: 8 2B: 5 3B: 0 HR: 0	SF: 0 SAC: 0 DP: 5 HBP: 1	WP: 0 PB: 0 SB: 0 CS: 1	PA: 37		
PITCHER	IP WLS BF H R ER SO BB IBB HBP BLK WP HR S P ERA WHIP	6.0 W 23 8 2 0 2 2 0 0 0 0 0 0 53 85 3.00 1.667	1.2 7 0 1 0 2 0 0 0 1 0 0 0 0 16 24 0.00 0.000	0.1 3 2 1 1 1 0 0 0 0 0 0 0 0 10 12 27.00 6.000	0.0 1 1 0 0 0 0 0 0 0 0 0 0 0 3 4 ∞ ∞	1.0 S 3 1 1 1 1 0 0 0 0 0 0 0 5 8 9.00 1.000																		

Texas Rangers @ Pittsburgh Pirates
PNC Park, Pittsburgh, PA
Tue Jun 12 2007, 7:05 PM EDT
Att: 21,158 - Partly Cloudy - 81 F

AB	34
R	5
H	12
RBI	5
BB	2
SO	7
LOB	16



Batter	1	2	3	4	5	6	7	8	9	AB	R	H	RBI	BB	SO	LOB	BOTTOM			
José Bautista, R (1, 5) OBP: 0.350, SLG: 0.419	2-0 HR			0-0 6 S 2B		3-1 12 G6-3 WP 2B		1-3 K		5	2	3	2	0	1	0				
6 Chris Duffy, L (1, 8) OBP: 0.303, SLG: 0.360	4-2 12 CS BB			1-1 G5-3		4-2 12 HBP BB		0-1 F7		3	0	0	0	2	0	1				
12 Freddy Sanchez, R (1, 4) OBP: 0.333, SLG: 0.364	0-2 F8 1-2			0-0 FC5-4 HBP		1-0 G6-3		4-2 BB		3	0	1	0	1	0	2				
Jason Bay, R (1, 7) OBP: 0.364, SLG: 0.500	1-2 25 2B 1B			1-0 L7		0-0 FC5-4 1-2		4-2 BB		4	1	1	0	1	0	5				
25 Adam LaRoche, L (1, 3) OBP: 0.315, SLG: 0.387	3-2 1B 2B			1-0 F8		0-1 HR		0-0 G4-3		4	2	2	2	0	0	2				
Xavier Nady, R (1, 9) OBP: 0.346, SLG: 0.516 13 Nate McLouth, L (7, FR) OBP: 0.310, SLG: 0.313	3-2 FC6-4 2-H 1B			0-0 HR		1-1 G1-6-3		4-2 S BB		3	1	2	2	1	0	0				
Jose Castillo, R (1, 6) OBP: 0.284, SLG: 0.314	1-2 FC6-4 1-2			2-3 K		0-0 2B		2-3 K		4	0	1	0	0	2	2				
26 Ronny Paulino, R (1, 2) OBP: 0.265, SLG: 0.342				0-1 G6-3		1-3 K		3-3 K		4	0	0	0	0	2	3				
57 Zach Duke, L (1, 1) OBP: 0.179, SLG: 0.179 Damaso Marte, L (7, 1) 54 Jonah Bayliss, R (8, 1) 34 John Grabow, L (9, 1) 55 Matt Capps, R (9, 1) OBP: 1.000, SLG: 1.000				1-2 E6 2B		1-2 K		0-2 G3-1		3	1	0	0	0	1	1				
				0-1 G6-3		1-3 K				1	0	0	0	0	0	2				
										0	0	0	0	0	0	0				
										0	0	0	0	0	0	0				
										0	0	0	0	0	0	0				
										0	0	0	0	0	0	0				
										0	0	0	0	0	0	0				
Inning Stats	R: 3 E: 0 K: 0 S: 22	H: 4 LOB: 1 BB: 1 P: 36	R: 0 E: 0 K: 0 S: 6	H: 0 LOB: 0 BB: 0 P: 10	R: 0 E: 0 K: 0 S: 5	H: 1 LOB: 1 BB: 0 P: 8	R: 2 E: 1 K: 1 S: 15	H: 2 LOB: 3 BB: 1 P: 24	R: 1 E: 0 K: 2 S: 11	H: 2 LOB: 1 BB: 0 P: 14	R: 1 E: 0 K: 0 S: 8	H: 1 LOB: 1 BB: 1 P: 18	R: 0 E: 0 K: 2 S: 11	H: 0 LOB: 2 BB: 1 P: 20	R: 0 E: 0 K: 1 S: 8	H: 0 LOB: 1 BB: 1 P: 14	1B: 3 2B: 4 3B: 0 HR: 3	SF: 0 SAC: 0 DP: 0 HBP: 1	WP: 1 PB: 0 SB: 2 CS: 1	PA: 40
PITCHER	IP WLS BF H R ER SO BB IBB HBP BLK WP HR S P ERA WHIP	4.1 L 24 8 6 5 1 2 1 0 0 0 0 0 15 27 5.40 1.800	1.2 8 2 1 1 2 1 0 0 0 0 0 0 0 19 34 0.00 1.000	2.0 8 0 0 0 3 2 0 0 0 0 0 0 0 19 34 0.00 1.000																

Texas Rangers @ Pittsburgh Pirates
PNC Park, Pittsburgh, PA
Tue Jun 12 2007, 7:05 PM EDT
Att: 21,158 - Partly Cloudy - 81 F

AB	34
R	7
H	10
RBI	6
BB	5
SO	6
LOB	18



Batter	1	2	3	4	5	6	7	8	9	AB	R	H	RBI	BB	SO	LOB	TOP					
Kenny Lofton, L (1, 8) OBP: 0.357, SLG: 0.382 50 Frank Francisco, R (8, 1)	P6		1B		G4-3			G5-4-3 1B		4	0	2	0	0	0	0	Texas Rangers @ Pittsburgh Pirates PNC Park, Pittsburgh, PA Wed Jun 13 2007, 7:05 PM EDT Att. 16,110 - Rain - 70 F					
Frank Catalanotto, L (1, 7) OBP: 0.293, SLG: 0.366		BB	1B			E 1B		G5-4-3 1-2		3	1	2	0	1	0	1						
10 Michael Young, R (1, 6) OBP: 0.328, SLG: 0.413	BB		1B					K		4	0	1	0	0	2	3						
22 Marlon Byrd, R (1, 9) OBP: 0.425, SLG: 0.439	K		G1-6-3					K		4	0	0	0	0	2	5						
Brad Wilkerson, L (1, 3) OBP: 0.319, SLG: 0.466		1B BB			F7			E5 1-2 3-H 2-0 1-2		3	0	1	0	1	0	1						
5 Ian Kinsler, R (1, 4) OBP: 0.317, SLG: 0.429		F8			G5-3			G5-4-3 1-2		4	0	0	0	0	0	4						
Adam Melhuse, S (1, 2) OBP: 0.333, SLG: 0.281		1B			K			P6		4	0	1	0	0	1	1						
Ramón Vázquez, L (1, 5) OBP: 0.307, SLG: 0.420		K			B2-3			G4-3		3	0	0	0	0	1	2						
55 Robinson Tejeda, R (1, 1) 30 Travis Metcalf, R (5, Ph) 53 Joaquin Benoit, R (5, 1) 14 Victor Diaz, R (7, Ph) 36 C.J. Wilson, L (7, 1) 3 Jerry Hairston, R (8, 8)		K			F8			G6-3		1	0	0	0	0	1	2						
Inning Stats	R: 0 E: 0 K: 2 S: 8	H: 0 LOB: 1 BB: 1 P: 13	R: 0 E: 0 K: 2 S: 10	H: 1 LOB: 2 BB: 1 P: 17	R: 0 E: 0 K: 1 S: 11	H: 2 LOB: 1 BB: 0 P: 17	R: 0 E: 0 K: 1 S: 7	H: 0 LOB: 0 BB: 0 P: 11	R: 0 E: 0 K: 0 S: 6	H: 0 LOB: 0 BB: 0 P: 8	R: 1 E: 1 K: 0 S: 7	H: 2 LOB: 1 BB: 0 P: 11	R: 0 E: 0 K: 0 S: 6	H: 0 LOB: 0 BB: 0 P: 9	R: 0 E: 0 K: 1 S: 6	H: 1 LOB: 0 BB: 0 P: 9	R: 0 E: 0 K: 1 S: 8	H: 1 LOB: 1 BB: 0 P: 10	1B: 7 2B: 0 3B: 0 HR: 0	SF: 0 SAC: 0 DP: 3 HBP: 0	WP: 0 PB: 0 SB: 0 CS: 0	PA: 34
PITCHER 45 Ian Snell, R (1, 1) ERA: 2.63	IP: 9.0 WLS: W BF: 34 H: 7 R: 1 ER: 0 SO: 7 BB: 2 IBB: 0 HBP: 0 BLK: 0 WP: 0 HR: 0 S: 69 P: 105 ERA: 0.00 WHIP: 1.000																					

AB	32
R	1
H	7
RBI	0
BB	2
SO	7
LOB	19



Batter	1	2	3	4	5	6	7	8	9	AB	R	H	RBI	BB	SO	LOB	BOTTOM			
José Bautista, R (1, 5) OBP: 0.359, SLG: 0.438	E8 12 2B				1B 6 1B			L8		4	2	3	3	1	0	0	Texas Rangers @ Pittsburgh Pirates PNC Park, Pittsburgh, PA Wed Jun 13 2007, 7:05 PM EDT Att. 16,110 - Rain - 70 F			
6 Chris Duffy, L (1, 8) OBP: 0.305, SLG: 0.361	E3 12 2B				1B 12 F9-3			G3		5	1	2	1	0	2					
12 Freddy Sanchez, R (1, 4) OBP: 0.335, SLG: 0.368					1B 3-H 3-1			G5-3		3	0	1	2	1	0	1				
Jason Bay, R (1, 7) OBP: 0.363, SLG: 0.496	G6-3				1B 1-2 2-3			K		4	0	1	1	0	2	2				
25 Adam LaRoche, L (1, 3) OBP: 0.314, SLG: 0.385	P4				1B 1-2 2-3			G4-3		4	0	1	0	0	0	4				
Xavier Nady, R (1, 9) 13 Nate McLouth, L (8, 9)	G1-3				1B 1-2 2-3			K		4	1	1	0	0	2	3				
Jose Castillo, R (1, 6) OBP: 0.308, SLG: 0.342					1B 2B			K		0	0	0	0	0	0	0				
26 Ronny Paulino, R (1, 2) OBP: 0.265, SLG: 0.337	P4				1B 1-2 2-3			G6-3		3	2	2	1	1	0	2				
45 Ian Snell, R (1, 1) OBP: 0.222, SLG: 0.125	SH2-3				1B 1-2 2-3			K		3	1	0	0	1	0	2				
Inning Stats	R: 2 E: 1 K: 0 S: 15	H: 2 LOB: 1 BB: 0 P: 22	R: 1 E: 1 K: 0 S: 6	H: 2 LOB: 0 BB: 0 P: 10	R: 0 E: 0 K: 2 S: 13	H: 1 LOB: 2 BB: 1 P: 21	R: 1 E: 0 K: 0 S: 18	H: 2 LOB: 3 BB: 2 P: 30	R: 4 E: 0 K: 0 S: 15	H: 4 LOB: 0 BB: 1 P: 26	R: 0 E: 0 K: 2 S: 13	H: 0 LOB: 0 BB: 1 P: 20	R: 0 E: 0 K: 1 S: 10	H: 0 LOB: 0 BB: 1 P: 20	R: 0 E: 0 K: 0 S: 6	H: 0 LOB: 0 BB: 0 P: 12	1B: 7 2B: 4 3B: 1 HR: 0	SF: 1 SAC: 2 DP: 2 HBP: 0	WP: 0 PB: 0 SB: 0 CS: 0	PA: 39
PITCHER 55 Robinson Tejeda, R (1, 1) ERA: 6.49 53 Joaquin Benoit, R (5, 1) ERA: 3.97 36 C.J. Wilson, L (7, 1) ERA: 2.32 50 Frank Francisco, R (8, 1) ERA: 3.65	IP: 4.0 WLS: L BF: 23 H: 7 R: 4 ER: 4 SO: 2 BB: 3 IBB: 0 HBP: 0 BLK: 0 WP: 0 HR: 0 S: 28 P: 46 ERA: 18.00 WHIP: 2.500																			



Batter	1	2	3	4	5	6	7	8	9	AB	R	H	RBI	BB	SO	LOB	TOP					
3 Jerry Hairston, R OBP: 0.307, SLG: 0.388										3	1	1	1	1	0	1						
5 Ian Kinsler, R OBP: 0.316, SLG: 0.425										4	0	1	0	0	0	2						
10 Michael Young, R OBP: 0.330, SLG: 0.414										4	1	2	1	0	0	1						
14 Victor Diaz, R OBP: 0.271, SLG: 0.585 Ramon Vazquez, L OBP: 0.307, SLG: 0.420										4	0	0	0	0	2	2						
22 Marlon Byrd, R OBP: 0.429, SLG: 0.443										4	1	2	0	0	0	0						
15 Gerald Laird, R OBP: 0.313, SLG: 0.351										4	1	1	3	0	0	1						
Brad Wilkerson, L OBP: 0.309, SLG: 0.449										4	0	0	0	0	2	1						
30 Travis Metcalf, R OBP: 0.300, SLG: 0.500										3	1	1	1	0	0	0						
43 Kameron Loe, R OBP: 0.667, SLG: 0.500 40 Akinori Otsuka, R										2	1	1	0	1	0	0						
										0	0	0	0	0	0	0						
Inning Stats	R: 1 E: 0 K: 1 S: 12	H: 2 LOB: 0 BB: 0 P: 19	R: 0 E: 0 K: 1 S: 7	H: 1 LOB: 0 BB: 0 P: 10	R: 0 E: 0 K: 0 S: 5	H: 0 LOB: 0 BB: 1 P: 10	R: 0 E: 0 K: 0 S: 5	H: 0 LOB: 0 BB: 0 P: 8	R: 0 E: 0 K: 0 S: 8	H: 0 LOB: 0 BB: 0 P: 14	R: 1 E: 0 K: 0 S: 5	H: 1 LOB: 0 BB: 0 P: 7	R: 3 E: 0 K: 2 S: 16	H: 3 LOB: 0 BB: 0 P: 29	R: 1 E: 0 K: 0 S: 12	H: 2 LOB: 1 BB: 1 P: 23	R: 0 E: 0 K: 0 S: 9	H: 0 LOB: 0 BB: 0 P: 11	1B: 6 2B: 0 3B: 0 HR: 3	SF: 0 SAC: 0 DP: 3 HBP: 0	WP: 0 PB: 0 SB: 0 CS: 1	PA: 35
PITCHER	IP	WLS	BF	H	R	ER	SO	BB	IBB	HBP	BLK	WP	HR	S	P	ERA	WHIP					
24 Tom Gorzelanny, L ERA: 3.04	7.0	L	26	7	5	5	4	1	0	0	0	0	3	58	97	6.43	1.143					
Dan Kolb, R ERA: 9.0	1.0		5	2	1	1	0	1	0	0	0	0	0	12	23	9.00	3.000					
Masumi Kuwata, R ERA: 6.0	1.0		3	0	0	0	0	0	0	0	0	0	0	9	11	0.00	0.000					

Texas Rangers @ Pittsburgh Pirates
PNC Park, Pittsburgh, PA
Thu Jun 14 2007, 7:05 PM EDT
Att: 17,214 - Partly Cloudy - 72 F

AB	32
R	6
H	9
RBI	6
BB	2
SO	4
LOB	8



Batter	1	2	3	4	5	6	7	8	9	AB	R	H	RBI	BB	SO	LOB	BOTTOM					
José Bautista, R OBP: 0.357, SLG: 0.432										3	0	0	0	1	1	0						
6 Chris Duffy, L OBP: 0.305, SLG: 0.363										4	0	2	0	0	2	1						
12 Freddy Sanchez, R OBP: 0.333, SLG: 0.366										4	0	1	0	0	1	3						
Jason Bay, R OBP: 0.358, SLG: 0.488										4	0	0	0	0	0	2						
25 Adam LaRoche, L OBP: 0.309, SLG: 0.378										4	0	0	0	0	0	0						
Xavier Nady, R OBP: 0.343, SLG: 0.503										3	0	0	0	1	1	0						
41 Ryan Doumit, S OBP: 0.373, SLG: 0.508										3	0	2	0	0	1	1						
Jose Castillo, R OBP: 0.309, SLG: 0.333										2	0	0	0	1	0	1						
24 Tom Gorzelanny, R OBP: 0.129, SLG: 0.069 Dan Kolb, R										2	0	0	0	0	0	2						
13 Nate McLouth, L OBP: 0.306, SLG: 0.308 Masumi Kuwata, R										1	0	0	0	0	1	0						
										0	0	0	0	0	0	0						
Inning Stats	R: 0 E: 0 K: 0 S: 9	H: 1 LOB: 0 BB: 0 P: 12	R: 0 E: 0 K: 1 S: 7	H: 0 LOB: 1 BB: 1 P: 13	R: 0 E: 0 K: 1 S: 9	H: 0 LOB: 0 BB: 0 P: 13	R: 0 E: 0 K: 1 S: 5	H: 1 LOB: 0 BB: 0 P: 8	R: 0 E: 0 K: 0 S: 11	H: 1 LOB: 2 BB: 1 P: 18	R: 0 E: 0 K: 1 S: 10	H: 1 LOB: 1 BB: 0 P: 15	R: 0 E: 0 K: 1 S: 10	H: 1 LOB: 1 BB: 0 P: 13	R: 0 E: 0 K: 2 S: 10	H: 0 LOB: 1 BB: 1 P: 16	R: 0 E: 0 K: 0 S: 5	H: 0 LOB: 0 BB: 0 P: 7	1B: 4 2B: 1 3B: 0 HR: 0	SF: 0 SAC: 0 DP: 2 HBP: 0	WP: 0 PB: 0 SB: 1 CS: 0	PA: 33
PITCHER	IP	WLS	BF	H	R	ER	SO	BB	IBB	HBP	BLK	WP	HR	S	P	ERA	WHIP					
43 Kameron Loe, R ERA: 6.56	8.0	W	30	5	0	0	7	2	1	0	0	0	0	71	108	0.00	0.875					
40 Akinori Otsuka, R ERA: 2.19	1.0		3	0	0	0	0	0	0	0	0	0	0	5	7	0.00	0.000					

Texas Rangers @ Pittsburgh Pirates
PNC Park, Pittsburgh, PA
Thu Jun 14 2007, 7:05 PM EDT
Att: 17,214 - Partly Cloudy - 72 F


AB	30
R	0
H	5
RBI	0
BB	3
SO	7
LOB	10



Batter	1	2	3	4	5	6	7	8	9	AB	R	H	RBI	BB	SO	LOB	TOP																	
26 Andy González, R (1, 7) OBP: 0.308, SLG: 0.304	G1-4-3																																	
25 Jim Thome, L (9, PH) OBP: 0.466, SLG: 0.542																																		
Tadahito Iguchi, R (1, 4) OBP: 0.331, SLG: 0.364	G3																																	
14 Paul Konerko, R (1, 3) OBP: 0.332, SLG: 0.419	G6-3																																	
23 Jermaine Dye, R (1, 9) OBP: 0.289, SLG: 0.429																																		
30 Luis Terrero, R (1, 8) OBP: 0.387, SLG: 0.549																																		
Rob Mackowiak, L (8, PH) OBP: 0.314, SLG: 0.311																																		
22 Josh Fields, R (1, 5) OBP: 0.300, SLG: 0.395																																		
5 Juan Uribe, R (1, 6) OBP: 0.278, SLG: 0.337																																		
Toby Hall, R (1, 2) OBP: 0.192, SLG: 0.231																																		
8 Alex Cintron, S (9, PH) OBP: 0.297, SLG: 0.284																																		
Javier Vazquez, R (1, 1) OBP: 0.174, SLG: 0.217																																		
46 Nick Masset, R (7, 1) OBP: 0.305, SLG: 0.300																																		
57 Boone Logan, R (7, 1) OBP: 0.276, SLG: 0.267																																		
47 Mike MacDougal, S (8, 1) OBP: 0.276, SLG: 0.267																																		
37 Matt Thornton, L (8, 1) OBP: 0.276, SLG: 0.267																																		
12 A.J. Pierzynski, L (9, PH) OBP: 0.288, SLG: 0.346																																		
Inning Stats	R: 0 E: 0 K: 0 S: 5	H: 0 LOB: 0 BB: 0 P: 9	R: 0 E: 0 K: 1 S: 7	H: 1 LOB: 1 BB: 0 P: 9	R: 0 E: 0 K: 0 S: 6	H: 1 LOB: 0 BB: 0 P: 11	R: 5 E: 0 K: 0 S: 19	H: 6 LOB: 1 BB: 0 P: 34	R: 0 E: 0 K: 1 S: 10	H: 0 LOB: 0 BB: 0 P: 15	R: 0 E: 0 K: 1 S: 7	H: 1 LOB: 0 BB: 0 P: 6	R: 0 E: 0 K: 2 S: 14	H: 1 LOB: 2 BB: 0 P: 22	R: 2 E: 1 K: 0 S: 14	H: 2 LOB: 1 BB: 0 P: 17	1B: 8 2B: 5 3B: 0 HR: 0	SF: 2 SAC: 0 DP: 3 HBP: 0	WP: 0 PB: 0 SB: 0 CS: 1	PA: 38														
PITCHER	IP WLS BF H R ER SO BB IBB HBP BLK WP HR S P ERA WHIP																																	
57 Zach Duke, L (1, 1) ERA: 5.88	6.0	24	8	5	5	2	0	0	0	0	1	0	0	54	86	7.50	1.333																	
Shawn Chacon, R (7, 1) ERA: 4.04	1.2	7	2	0	0	2	1	0	0	0	0	0	0	16	24	0.00	1.800																	
Damaso Marte, L (8, 1) ERA: 1.21	0.1	1	0	0	0	0	0	0	0	0	0	0	0	3	4	0.00	0.000																	
55 Matt Capps, R (9, 1) ERA: 2.79	1.0	6	2	2	0	0	0	0	0	0	0	0	0	14	17	0.00	2.000																	
Batter	1	2	3	4	5	6	7	8	9	AB	R	H	RBI	BB	SO	LOB	BOTTOM																	
José Bautista, R (1, 5) OBP: 0.360, SLG: 0.448																																		
13 Nate McLouth, L (1, 8) OBP: 0.313, SLG: 0.333																																		
Jason Bay, R (1, 7) OBP: 0.353, SLG: 0.475																																		
25 Adam LaRoche, L (1, 3) OBP: 0.314, SLG: 0.393																																		
Xavier Nady, R (1, 9) OBP: 0.342, SLG: 0.498																																		
Jose Castillo, R (1, 4) OBP: 0.290, SLG: 0.314																																		
26 Ronny Paulino, R (1, 2) OBP: 0.264, SLG: 0.338																																		
2 Jack Wilson, R (1, 6) OBP: 0.314, SLG: 0.361																																		
57 Zach Duke, L (1, 1) OBP: 0.207, SLG: 0.207																																		
6 Chris Duffy, R (6, PH) OBP: 0.207, SLG: 0.207																																		
Shawn Chacon, R (7, 1) OBP: 0.305, SLG: 0.300																																		
Damaso Marte, L (8, 1) OBP: 0.276, SLG: 0.267																																		
Rajai Davis, R (8, PH) OBP: 0.276, SLG: 0.267																																		
55 Matt Capps, R (9, 1) OBP: 0.288, SLG: 0.346																																		
Inning Stats	R: 1 E: 0 K: 1 S: 16	H: 2 LOB: 2 BB: 1 P: 28	R: 2 E: 1 K: 2 S: 15	H: 3 LOB: 1 BB: 0 P: 25	R: 0 E: 0 K: 1 S: 11	H: 0 LOB: 0 BB: 0 P: 15	R: 2 E: 0 K: 1 S: 16	H: 2 LOB: 1 BB: 0 P: 22	R: 0 E: 0 K: 2 S: 7	H: 0 LOB: 0 BB: 0 P: 10	R: 0 E: 0 K: 1 S: 9	H: 0 LOB: 0 BB: 0 P: 14	R: 2 E: 0 K: 2 S: 12	H: 2 LOB: 1 BB: 1 P: 22	R: 1 E: 0 K: 1 S: 11	H: 2 LOB: 1 BB: 0 P: 14	1B: 5 2B: 5 3B: 0 HR: 1	SF: 0 SAC: 1 DP: 0 HBP: 0	WP: 0 PB: 0 SB: 0 CS: 0	PA: 38														
PITCHER	IP WLS BF H R ER SO BB IBB HBP BLK WP HR S P ERA WHIP																																	
Javier Vazquez, R (1, 1) ERA: 4.39	6.0	27	7	5	5	8	1	0	0	0	0	0	0	74	114	7.50	1.333																	
46 Nick Masset, R (7, 1) ERA: 6.46	0.2	3	0	1	1	1	1	0	0	0	0	0	0	6	12	13.50	1.500																	
57 Boone Logan, L (7, 1) ERA: 4.26	0.0	1	1	0	0	0	0	0	0	0	0	0	0	1	3	∞	∞																	
47 Mike MacDougal, R (7, 1) ERA: 7.23	1.0	6	3	2	2	1	0	0	0	0	0	0	0	13	18	18.00	3.000																	
37 Matt Thornton, L (8, 1) ERA: 5.95	0.1	1	0	0	0	1	0	0	0	0	0	0	0	3	3	0.00	0.000																	

Chicago White Sox @ Pittsburgh Pirates
PNC Park, Pittsburgh, PA
Sun Jun 17 2007, 1:35 PM EDT
Att: 26,830 - Partly Cloudy - 83 F

AB 35
R 7
H 12
RBI 7
BB 1
SO 4
LOB 13



Chicago White Sox @ Pittsburgh Pirates
PNC Park, Pittsburgh, PA
Sun Jun 17 2007, 1:35 PM EDT
Att: 26,830 - Partly Cloudy - 83 F

AB 35
R 8
H 11
RBI 8
BB 2
SO 11
LOB 14



Batter	1	2	3	4	5	6	7	8	9	AB	R	H	RBI	BB	SO	LOB	TOP			
José Bautista, R OBP: 0.355, SLG: 0.438	1-1		2-2			1-3			4-0	3	0	0	0	1	1	1	Pittsburgh Pirates @ Seattle Mariners Safeco Field, Seattle, WA Wed Jun 20 2007, 7:05 PM PDT Att: 23,563 - Partly Cloudy - 72 F			
13 Nate McLouth, L OBP: 0.292, SLG: 0.309	1-2		3-2			0-1			0-0	4	0	0	0	0	0	1				
12 Freddy Sanchez, R OBP: 0.337, SLG: 0.377	2-2			0-2			0-0		0-0	4	0	2	0	0	0	0				
25 Adam LaRoche, L OBP: 0.311, SLG: 0.384	2-2			0-0			2-2		0-0	4	0	0	0	0	0	3				
Jason Bay, R OBP: 0.353, SLG: 0.468		4-2		0-1			1-0		0-1	3	0	0	0	1	0	2				
Xavier Nady, R OBP: 0.335, SLG: 0.483	0-1				1-3				2-3	3	0	0	0	0	2	1				
41 Ryan Doumit, S OBP: 0.379, SLG: 0.496	0-1				0-0				3-2	3	0	0	0	0	0	1				
26 Ronny Paulino, R OBP: 0.265, SLG: 0.346	0-2				1-3				2-1	3	0	1	0	0	1	1				
2 Jack Wilson, R OBP: 0.313, SLG: 0.357	0-1				1-3				0-1	3	0	1	0	0	1	1				
Inning Stats	R: 0 E: 0 K: 0 S: 11	H: 1 LOB: 1 BB: 0 P: 17	R: 0 E: 0 K: 0 S: 10	H: 0 LOB: 1 BB: 1 P: 14	R: 0 E: 0 K: 0 S: 11	H: 1 LOB: 0 BB: 0 P: 16	R: 0 E: 0 K: 2 S: 7	H: 0 LOB: 0 BB: 0 P: 7	R: 0 E: 0 K: 2 S: 9	H: 0 LOB: 0 BB: 0 P: 11	R: 0 E: 0 K: 0 S: 5	H: 0 LOB: 0 BB: 0 P: 8	R: 0 E: 0 K: 1 S: 11	H: 1 LOB: 1 BB: 0 P: 18	R: 0 E: 0 K: 0 S: 5	H: 1 LOB: 2 BB: 1 P: 9	1B: 2 2B: 2 HR: 0	SF: 0 SAC: 0 HBP: 0	WP: 0 PB: 0 SB: 0 CS: 0	PA: 32
PITCHER 36 Jeff Weaver, R ERA: 8.56	IP: 9.0 WLS: W BF: 32 H: 4 R: 0 ER: 0 SO: 5 BB: 2 IBB: 0 HBP: 0 BLK: 0 WP: 0 HR: 0 S: 76 P: 109 ERA: 0.00 WHIP: 0.667															PITCHER				

AB 30
R 0
H 4
RBI 0
BB 2
SO 5
LOB 11



Batter	1	2	3	4	5	6	7	8	9	AB	R	H	RBI	BB	SO	LOB	BOTTOM		
51 Ichiro Suzuki, L OBP: 0.410, SLG: 0.464	1-0		2-2	3-1			0-1			4	1	1	0	0	0	1	Pittsburgh Pirates @ Seattle Mariners Safeco Field, Seattle, WA Wed Jun 20 2007, 7:05 PM PDT Att: 23,563 - Partly Cloudy - 72 F		
4 Jose Lopez, R OBP: 0.321, SLG: 0.411	2-1		2-1		0-1		0-3			4	0	0	1	0	1	0			
Raul Ibanez, L OBP: 0.333, SLG: 0.435	2-1		1-0		3-2		2-0			4	2	2	1	0	0	0			
Jose Guillen, R OBP: 0.331, SLG: 0.424		0-0	4-0		1-1		2-2			3	0	0	0	1	0	0			
2 Kenji Johjima, R OBP: 0.342, SLG: 0.491	3-2	1-1	1-3		0-0		3-2			4	1	3	1	0	0	0			
29 Adrián Beltré, R OBP: 0.312, SLG: 0.464	1-1	0-1			2-3		0-0			4	1	1	1	0	1	4			
Richie Sexson, R OBP: 0.293, SLG: 0.413	0-1			0-1		2-0		2-0		4	1	2	2	0	2				
Jose Vidro, S OBP: 0.342, SLG: 0.361	0-0			1-2		0-1	3-1			3	1	1	0	0	0	1			
7 Yuniesky Betancourt, R OBP: 0.321, SLG: 0.414			3-2	1-0			3-2			3	0	1	0	0	0	0			
Inning Stats	R: 0 E: 0 K: 0 S: 5	H: 0 LOB: 0 BB: 0 P: 10	R: 2 E: 2 K: 0 S: 9	H: 2 LOB: 0 BB: 0 P: 13	R: 2 E: 0 K: 0 S: 14	H: 3 LOB: 2 BB: 1 P: 27	R: 1 E: 0 K: 0 S: 8	H: 1 LOB: 0 BB: 0 P: 13	R: 0 E: 0 K: 1 S: 6	H: 1 LOB: 0 BB: 0 P: 10	R: 1 E: 0 K: 1 S: 10	H: 2 LOB: 0 BB: 0 P: 16	R: 1 E: 0 K: 0 S: 12	H: 2 LOB: 1 BB: 0 P: 21	R: 1 E: 0 K: 0 S: 12	H: 7 LOB: 2 3B: 0 HR: 2	SF: 0 SAC: 0 DP: 2 HBP: 0	WP: 0 PB: 0 SB: 2 CS: 1	PA: 35
PITCHER 28 Paul Maholm, L ERA: 5.01 Dan Kolb, R ERA: 9.0	IP: 7.0 WLS: L BF: 29 H: 9 R: 6 ER: 4 SO: 2 BB: 1 IBB: 0 HBP: 0 BLK: 0 WP: 0 HR: 1 S: 59 P: 100 ERA: 5.14 WHIP: 1.429															PITCHER			

AB 33
R 7
H 11
RBI 6
BB 1
SO 2
LOB 8



Batter	1	2	3	4	5	6	7	8	9	AB	R	H	RBI	BB	SO	LOB	TOP								
José Bautista, R OBP: 0.354, SLG: 0.432 										3	0	0	0	1	0	1									
13 Nate McLouth, L OBP: 0.290, SLG: 0.306 										4	0	1	0	0	1	3									
12 Freddy Sanchez, R OBP: 0.336, SLG: 0.375 										4	0	1	0	0	0	1									
25 Adam LaRoche, L OBP: 0.307, SLG: 0.378 										4	0	0	0	0	3	2									
Jason Bay, R OBP: 0.355, SLG: 0.469 										4	2	0	0	1	1										
41 Ryan Doumit, S OBP: 0.369, SLG: 0.482 										4	0	0	0	0	4	2									
Xavier Nady, R OBP: 0.336, SLG: 0.479 										4	0	1	0	0	0	1									
Jose Castillo, R OBP: 0.292, SLG: 0.315 										3	0	1	0	0	1	0									
2 Jack Wilson, R OBP: 0.314, SLG: 0.360 										3	0	1	0	0	0	2									
Inning Stats	R: 0 E: 0 K: 0 S: 5	H: 0 LOB: 0 BB: 0 P: 7	R: 0 E: 0 K: 1 S: 5	H: 0 LOB: 0 BB: 0 P: 8	R: 0 E: 0 K: 0 S: 5	H: 1 LOB: 1 BB: 0 P: 7	R: 0 E: 0 K: 2 S: 11	H: 1 LOB: 1 BB: 0 P: 16	R: 0 E: 0 K: 2 S: 15	H: 2 LOB: 3 BB: 1 P: 23	R: 0 E: 0 K: 2 S: 13	H: 1 LOB: 1 BB: 0 P: 19	R: 0 E: 0 K: 1 S: 6	H: 0 LOB: 0 BB: 0 P: 11	R: 0 E: 0 K: 1 S: 11	H: 1 LOB: 1 BB: 0 P: 16	R: 0 E: 0 K: 1 S: 5	H: 1 LOB: 0 BB: 0 P: 9	1B: 6 2B: 1 3B: 0 HR: 0	SF: 0 SAC: 0 DP: 1 HBP: 0	WP: 0 PB: 0 SB: 0 CS: 0	PA: 34			
PITCHER	IP	WLS	BF	H	R	ER	SO	BB	IBB	HBP	BLK	WP	HR	S	P	ERA	WHIP								
34 Félix Hernández, R ERA: 4.0	8.0	W	31	6	0	0	9	1	0	0	0	0	0	71	107	0.00	0.875								
20 J.J. Putz, R ERA: 1.11	1.0	S	3	1	0	0	1	0	0	0	0	0	0	5	9	0.00	1.000								

Pittsburgh Pirates @ Seattle Mariners
Safeco Field, Seattle, WA
Thu Jun 21 2007, 7:05 PM PDT
Att: 22,950 - Clear - 72 F

AB 33
R 0
H 7
RBI 0
BB 1
SO 10
LOB 13



Batter	1	2	3	4	5	6	7	8	9	AB	R	H	RBI	BB	SO	LOB	BOTTOM								
51 Ichiro Suzuki, L OBP: 0.411, SLG: 0.468 										4	1	2	1	0	1	0									
4 Jose Lopez, R OBP: 0.320, SLG: 0.413 										4	0	1	2	0	2	1									
Raul Ibanez, L OBP: 0.332, SLG: 0.430 										3	0	0	0	1	1	0									
Jose Guillen, R OBP: 0.330, SLG: 0.421 										4	0	1	0	0	0	2									
2 Kenji Johjima, R OBP: 0.341, SLG: 0.486 										4	0	1	0	0	0	3									
29 Adrian Beltré, R OBP: 0.311, SLG: 0.465 										4	0	1	0	0	1	2									
Richie Sexson, R OBP: 0.292, SLG: 0.408 										3	1	0	0	1	0	2									
Jose Vidro, S OBP: 0.342, SLG: 0.361 										3	0	1	0	0	0	1									
7 Yuniesky Betancourt, R OBP: 0.321, SLG: 0.413 										3	1	1	0	0	1	1									
Inning Stats	R: 0 E: 0 K: 1 S: 12	H: 0 LOB: 0 BB: 0 P: 21	R: 0 E: 0 K: 0 S: 8	H: 1 LOB: 1 BB: 0 P: 13	R: 0 E: 0 K: 1 S: 11	H: 1 LOB: 1 BB: 0 P: 16	R: 0 E: 0 K: 1 S: 6	H: 1 LOB: 1 BB: 0 P: 11	R: 3 E: 0 K: 0 S: 20	H: 3 LOB: 2 BB: 2 P: 35	R: 0 E: 0 K: 2 S: 14	H: 1 LOB: 1 BB: 0 P: 16	R: 0 E: 0 K: 2 S: 7	H: 0 LOB: 0 BB: 0 P: 10	R: 0 E: 0 K: 0 S: 6	H: 1 LOB: 1 BB: 0 P: 9	1B: 5 2B: 3 3B: 0 HR: 0	SF: 0 SAC: 0 DP: 0 HBP: 0	WP: 1 PB: 0 SB: 0 CS: 0	PA: 34					
PITCHER	IP	WLS	BF	H	R	ER	SO	BB	IBB	HBP	BLK	WP	HR	S	P	ERA	WHIP								
47 John Van Benschoten, R ERA: 4.22	5.0	L	23	6	3	3	2	2	0	0	0	0	0	57	96	5.40	1.600								
Masumi Kurwata, R ERA: 3.38	2.0		7	1	0	0	4	0	0	0	0	0	0	21	26	0.00	0.500								
54 Jonah Bayliss, R ERA: 7.34	1.0		4	1	0	0	0	0	0	0	0	1	0	6	9	0.00	1.000								

Pittsburgh Pirates @ Seattle Mariners
Safeco Field, Seattle, WA
Thu Jun 21 2007, 7:05 PM PDT
Att: 22,950 - Clear - 72 F

AB 32
R 3
H 8
RBI 3
BB 2
SO 6
LOB 12



Batter	1	2	3	4	5	6	7	8	9	10	AB	R	H	RBI	BB	SO	LOB	
6 Chris Duffy, L OBP: 0.313, SLG: 0.360	G3		12 SH1-3 1B		25 BB G1-2-3 BB			K			5	0	2	0	1	2	1	
12 Freddy Sanchez, R OBP: 0.328, SLG: 0.368	L3		SH1-3		25 BB 1B		G6-3		G5-3	12 CS 1B	4	0	1	0	0	0	0	
Jason Bay, R OBP: 0.346, SLG: 0.462	K		G4-3				G5-3		K		5	0	0	0	0	3	4	
25 Adam LaRoche, L OBP: 0.306, SLG: 0.366											2	0	0	1	3	1	0	
Rajai Davis, R OBP: 0.318, SLG: 0.316					F9						0	1	0	0	0	0	0	
26 Ronny Paulino, R OBP: 0.270, SLG: 0.349											0	0	0	0	0	0	0	
Xavier Nady, R OBP: 0.332, SLG: 0.469											5	0	2	1	0	1	3	
41 Ryan Doumit, S OBP: 0.373, SLG: 0.465											1	0	0	0	4	0	0	
Josh Phelps, R OBP: 0.333, SLG: 0.365											5	0	2	0	0	3	5	
Jose Castillo, R OBP: 0.287, SLG: 0.319											5	1	1	0	0	2	4	
2 Jack Wilson, R OBP: 0.314, SLG: 0.359											5	1	2	1	0	0	0	
Inning Stats	R: 0 E: 0 K: 1 S: 6	H: 0 LOB: 0 BB: 11 P: 11	R: 0 E: 0 K: 2 S: 13	H: 1 LOB: 2 BB: 1 P: 22	R: 0 E: 0 K: 0 S: 7	H: 1 LOB: 1 BB: 0 P: 17	R: 0 E: 0 K: 1 S: 9	H: 2 LOB: 2 BB: 2 P: 25	R: 1 E: 0 K: 1 S: 15	H: 2 LOB: 3 BB: 2 P: 26	R: 0 E: 0 K: 2 S: 7	H: 0 LOB: 0 BB: 0 P: 9	R: 1 E: 0 K: 2 S: 15	H: 1 LOB: 2 BB: 2 P: 16	1B: 9 2B: 1 3B: 0 HR: 0	SF: 0 SAC: 1 DP: 1 HBP: 0	WP: 2 PB: 0 SB: 1 CS: 1	PA: 47
PITCHER	IP WLS BF H R ER SO BB IBB HBP BLK WP HR S P ERA WHIP	40 Bartolo Colon, R ERA: 5.9	58 Dustin Moseley, R ERA: 3.52	Darren Oliver, L ERA: 6.2	62 Scott Shields, R ERA: 1.9	Francisco Rodriguez, R ERA: 2.45	PITCHER	IP WLS BF H R ER SO BB IBB HBP BLK WP HR S P ERA WHIP	49 Chris Bootcheck, R (10, 1) ERA: 3.73									

TOP

Pittsburgh Pirates @ Los Angeles Angels
Angel Stadium of Anaheim, Anaheim, CA

Sun Jun 24 2007, 12:35 PM PDT
Alt. 42,346 - Sunny - 75 F

livebaseballscorecards.com

AB 37
R 3
H 10
RBI 3
BB 8
SO 12
LOB 17

P

Batter	1	2	3	4	5	6	7	8	9	10	AB	R	H	RBI	BB	SO	LOB			
77 Reggie Willits, S OBP: 0.439, SLG: 0.409			G5-3		G5-3		F8		K		5	0	0	0	0	2	2			
9 Chone Figgins, S OBP: 0.358, SLG: 0.386											2	1	1	0	3	1	0			
Orlando Cabrera, R OBP: 0.372, SLG: 0.451											5	0	2	0	0	0	2			
27 Vladimir Guerrero, R OBP: 0.423, SLG: 0.952											4	0	0	1	0	1	5			
39 Robb Quinlan, R OBP: 0.329, SLG: 0.452											2	1	1	0	2	0	2			
Nathan Haynes, L OBP: 0.375, SLG: 0.333											1	0	0	0	0	0	0			
47 Howie Kendrick, R OBP: 0.331, SLG: 0.435											5	2	2	0	0	1	4			
22 Kendrys Morales, S (1, 3) OBP: 0.370, SLG: 0.542											4	0	1	0	1	1	5			
José Molina, R OBP: 0.258, SLG: 0.286											4	0	1	2	0	1	1			
24 Gary Matthews, S (10, PH) OBP: 0.342, SLG: 0.452											1	0	0	0	0	0	2			
32 Erick Aybar, S OBP: 0.289, SLG: 0.282											5	0	2	1	0	0	2			
Inning Stats	R: 0 E: 0 K: 1 S: 15	H: 1 LOB: 2 BB: 1 P: 24	R: 0 E: 0 K: 1 S: 10	H: 1 LOB: 1 BB: 0 P: 14	R: 0 E: 0 K: 1 S: 8	H: 1 LOB: 1 BB: 0 P: 12	R: 2 E: 0 K: 1 S: 15	H: 3 LOB: 1 BB: 0 P: 22	R: 1 E: 0 K: 0 S: 11	H: 0 LOB: 1 BB: 2 P: 21	R: 0 E: 0 K: 1 S: 5	H: 1 LOB: 3 BB: 2 P: 25	R: 0 E: 0 K: 1 S: 8	H: 0 LOB: 0 BB: 0 P: 11	R: 0 E: 0 K: 1 S: 6	H: 2 LOB: 2 BB: 1 P: 14	1B: 6 2B: 4 3B: 0 HR: 0	SF: 1 SAC: 0 DP: 0 HBP: 0	WP: 0 PB: 0 SB: 3 CS: 0	PA: 45
PITCHER	IP WLS BF H R ER SO BB IBB HBP BLK WP HR S P ERA WHIP	24 Tom Gorzelanny, L ERA: 3.1	Masumi Kuwata, R ERA: 2.35	34 John Grabow, L ERA: 6.16	55 Matt Capps, R ERA: 2.76	PITCHER	IP WLS BF H R ER SO BB IBB HBP BLK WP HR S P ERA WHIP													

BOTTOM

Pittsburgh Pirates @ Los Angeles Angels
Angel Stadium of Anaheim, Anaheim, CA

Sun Jun 24 2007, 12:35 PM PDT
Alt. 42,346 - Sunny - 75 F

livebaseballscorecards.com

AB 38
R 4
H 10
RBI 4
BB 6
SO 7
LOB 25

A

Batter	1	2	3	4	5	6	7	8	9	AB	R	H	RBI	BB	SO	LOB	TOP											
Rajai Davis, R OBP: 0.269, SLG: 0.273 6 Chris Duffy, L OBP: 0.312, SLG: 0.359	1-2 G4-3	0-0 SF7		0-0 F9		2-1 G3			0-1 G3	3	0	0	1	0	0	1												
José Bautista, R OBP: 0.351, SLG: 0.421	2-2 F8	0-3 K		3-2 G5-3			3-2 F8		3-2 1B	5	0	1	0	0	0	1												
12 Freddy Sanchez, R OBP: 0.325, SLG: 0.365	3-2 1B		0-0 G4-3		0-0 G4-3		1-2 P4		1-3 K	5	0	1	0	0	1	1												
Jason Bay, R OBP: 0.347, SLG: 0.464	0-3 K		4-2 HBP BB		1-1 2B		3-2 G5-3			3	0	1	0	1	1	1												
Xavier Nady, R OBP: 0.331, SLG: 0.465		1-0 2B 1B 1B	0-3 K		2-1 F8			0-2 P6		4	1	1	0	0	1	2												
Josh Phelps, R OBP: 0.351, SLG: 0.368 25 Adam LaRoche, L OBP: 0.306, SLG: 0.366	2-1 2B 2B SF7 1B	1-1 1-2 HBP		1-1 K		1-3 K		4-1 BB		2	1	1	0	1	1	1												
26 Ronny Paulino, R OBP: 0.270, SLG: 0.347	0-1 2B 1B	0-0 G1-3		2-2 G5-3			3-1 L9			4	0	1	0	0	0	3												
2 Jack Wilson, R OBP: 0.317, SLG: 0.373	0-2 1B		1-0 HR		1-1 G6-3			0-0 F8		4	1	2	2	0	0	1												
28 Paul Maholm, L OBP: 0.179, SLG: 0.148 Shawn Chacon, R OBP: 0.300, SLG: 0.300 13 Nate McLouth, L OBP: 0.287, SLG: 0.302 55 Matt Capps, R OBP: 1.000, SLG: 1.000	1-2 2-3 3-H K	1-2 K		1-3 K		4-1 BB		2-2 P6		2	0	0	0	1	2	3												
Inning Stats	R: 0 E: 0 K: 1 S: 13	H: 1 LOB: 1 BB: 0 P: 19	R: 2 E: 0 K: 2 S: 17	H: 4 LOB: 2 BB: 0 P: 21	R: 0 E: 0 K: 1 S: 10	H: 0 LOB: 0 BB: 1 P: 15	R: 1 E: 0 K: 1 S: 8	H: 1 LOB: 0 BB: 0 P: 13	R: 0 E: 0 K: 0 S: 9	H: 0 LOB: 1 BB: 1 P: 17	R: 0 E: 0 K: 0 S: 9	H: 0 LOB: 0 BB: 0 P: 16	R: 0 E: 0 K: 0 S: 8	H: 0 LOB: 1 BB: 1 P: 15	R: 0 E: 0 K: 1 S: 12	H: 1 LOB: 1 BB: 0 P: 18	1B: 6 2B: 1 3B: 0 HR: 1	SF: 1 SAC: 0 DP: 0 HBP: 1	WP: 0 PB: 0 SB: 0 CS: 0	PA: 39								
PITCHER	IP	WLS	BF	H	R	ER	SO	BB	IBB	HBP	BLK	WP	HR	S	P	ERA	WHIP											
Dontrelle Willis, L ERA: 4.83	(1, 1)	7.0	L	31	7	3	3	6	2	0	1	0	0	1	74	114	3.86	1.286										
22 Matt Lindstrom, R ERA: 3.41	(8, 1)	1.0		4	0	0	0	1	0	0	0	0	0	0	8	15	0.00	1.000										
Armando Benitez, R ERA: 3.49	(9, 1)	1.0		4	1	0	0	1	0	0	0	0	0	0	12	18	0.00	1.000										

Pittsburgh Pirates @ Florida Marlins
Dolphin Stadium, Miami, FL
Tue Jun 26 2007, 7:05 PM EDT
Att: 11,044 - Partly Cloudy - 85 F

AB	34
R	3
H	8
RBI	3
BB	3
SO	7
LOB	15



Batter	1	2	3	4	5	6	7	8	9	AB	R	H	RBI	BB	SO	LOB	BOTTOM											
25 Brett Carroll, R OBP: 0.217, SLG: 0.182 4 Alfredo Amezaga, S OBP: 0.307, SLG: 0.336	1-0 2 F9 6 BB SF8 1B		1-0 G4-3			1-1 G6-3		2-1 P5		3	1	1	0	0	0	0												
6 Dan Uggla, R OBP: 0.332, SLG: 0.524	4-2 SAFE 1B		2-2 HR			0-0 F8			2-2 G6-3	3	1	1	1	1	0	0												
2 Hanley Ramirez, R OBP: 0.374, SLG: 0.492	1-1 F9		1-2 F8			2-2 F8			2-3 K	4	0	0	0	0	1	2												
Miguel Cabrera, R OBP: 0.392, SLG: 0.595	0-2 SF8		1-2 F9			0-0 G6-3			1-2 F8	3	0	0	1	0	0	0												
14 Josh Willingham, R OBP: 0.361, SLG: 0.448	3-3 SAFE K		1-0 G5-3			1-0 G5-3		2-2 F8		3	0	0	0	0	1	1												
Mike Jacobs, L OBP: 0.342, SLG: 0.462		1-3 K		0-0 F9		0-3 K				3	0	0	0	0	2	0												
Miguel Olivo, R OBP: 0.261, SLG: 0.382		2-2 G5-3			0-0 F9			1-1 G6-3		3	0	0	0	0	0	0												
27 Jeremy Hermida, L OBP: 0.318, SLG: 0.419		1-0 G1-3			2-1 G4-3			3-2 K		3	0	0	0	0	1	0												
Dontrelle Willis, L OBP: 0.250, SLG: 0.241 22 Matt Lindstrom, R ERA: 4.01 Jason Wood, R OBP: 0.297, SLG: 0.433 Armando Benitez, R ERA: 2.7			0-3 K		0-2 G6-3			0-0 1B		2	0	0	0	0	1	0												
Inning Stats	R: 1 E: 0 K: 1 S: 12	H: 1 LOB: 1 BB: 1 P: 21	R: 0 E: 0 K: 1 S: 11	H: 0 LOB: 0 BB: 0 P: 15	R: 1 E: 0 K: 1 S: 10	H: 1 LOB: 0 BB: 0 P: 14	R: 0 E: 0 K: 0 S: 5	H: 0 LOB: 0 BB: 0 P: 7	R: 0 E: 0 K: 0 S: 6	H: 0 LOB: 0 BB: 0 P: 8	R: 0 E: 0 K: 0 S: 6	H: 0 LOB: 0 BB: 0 P: 9	R: 0 E: 0 K: 1 S: 9	H: 0 LOB: 0 BB: 0 P: 11	R: 0 E: 0 K: 1 S: 8	H: 1 LOB: 1 BB: 0 P: 14	R: 0 E: 0 K: 1 S: 9	H: 0 LOB: 0 BB: 0 P: 14	1B: 2 2B: 0 3B: 0 HR: 1	SF: 1 SAC: 0 DP: 0 HBP: 0	WP: 0 PB: 0 SB: 0 CS: 0	PA: 31						
PITCHER	IP	WLS	BF	H	R	ER	SO	BB	IBB	HBP	BLK	WP	HR	S	P	ERA	WHIP											
28 Paul Maholm, L ERA: 4.8	(1, 1)	7.2	W	27	3	2	2	5	1	0	0	0	0	1	65	95	2.35	0.522										
Shawn Chacon, R ERA: 4.01	(8, 1)	0.1	H	1	0	0	0	0	0	0	0	0	0	2	4	0.00	0.000											
55 Matt Capps, R ERA: 2.7	(9, 1)	1.0	S	3	0	0	0	1	0	0	0	0	0	9	14	0.00	0.000											

Pittsburgh Pirates @ Florida Marlins
Dolphin Stadium, Miami, FL
Tue Jun 26 2007, 7:05 PM EDT
Att: 11,044 - Partly Cloudy - 85 F

AB	29
R	2
H	3
RBI	2
BB	1
SO	6
LOB	4



Batter	1	2	3	4	5	6	7	8	9	AB	R	H	RBI	BB	SO	LOB	TOP										
Ryan Langerhans, L (1,8) OBP: 0.289, SLG: 0.300 Tony Batista, R (8,PH) OBP: 0.268, SLG: 0.222 Jon Rauch, R (8,1)	F9		HR			K2-3		BB		3	1	1	1	0	1	0											
10 Ronnie Belliard, R (1,4) OBP: 0.329, SLG: 0.378	1B		K			P4		K		4	0	1	0	0	2	1											
11 Ryan Zimmerman, R (1,5) OBP: 0.292, SLG: 0.418	K				G4-3			G5-3		4	0	0	0	0	2	2											
21 Dmitri Young, S (1,3) OBP: 0.393, SLG: 0.506	P5				1B			G4-3		4	1	2	0	0	0	1											
25 Austin Kearns, R (1,9) OBP: 0.328, SLG: 0.384		G4-6-3 1B			F8			F9		3	0	1	0	0	0	1											
Ryan Church, L (1,7) OBP: 0.347, SLG: 0.431	G4-6-3 1-2				P4			P6		4	0	0	0	0	0	4											
Felipe Lopez, S (1,6) OBP: 0.284, SLG: 0.337	F8				G6-3			SF8		2	0	0	1	0	0	0											
Brian Schneider, L (1,2) OBP: 0.310, SLG: 0.335			G4-3		G4-3			K		3	0	0	0	0	1	1											
47 Matt Chico, L (1,1) OBP: 0.160, SLG: 0.160 52 Saul Rivera, S (7,1) Nook Logan, S (8,PH) OBP: 0.253, SLG: 0.299	F7				L4			K		2	0	0	0	0	0	0											
										0	0	0	0	0	0	0											
										1	0	0	0	0	1	0											
Inning Stats	R: 0 E: 0 K: 1 S: 12	H: 1 LOB: 1 BB: 0 P: 14	R: 0 E: 0 K: 0 S: 5	H: 1 LOB: 0 BB: 0 P: 5	R: 1 E: 0 K: 1 S: 10	H: 1 LOB: 0 BB: 0 P: 16	R: 0 E: 0 K: 0 S: 6	H: 1 LOB: 1 BB: 0 P: 10	R: 0 E: 0 K: 0 S: 10	H: 0 LOB: 0 BB: 0 P: 16	R: 1 E: 0 K: 1 S: 12	H: 1 LOB: 1 BB: 0 P: 17	R: 0 E: 0 K: 2 S: 10	H: 0 LOB: 1 BB: 1 P: 16	R: 0 E: 0 K: 0 S: 6	H: 0 LOB: 0 BB: 0 P: 8	R: 0 E: 0 K: 0 S: 6	H: 0 LOB: 0 BB: 0 P: 8	1B: 4 2B: 0 3B: 0 HR: 1	SF: 1 SAC: 0 DP: 1 HBP: 1	WP: 0 PB: 0 CS: 0	PA: 33					
PITCHER	IP	WLS	BF	H	R	ER	SO	BB	IBB	HBP	BLK	WP	HR	S	P	ERA	WHIP										
45 Ian Snell, R (1,1) ERA: 2.9	7.0		26	5	2	2	5	0	0	1	0	0	1	63	86	2.57	0.714										
34 John Grabow, L (8,1) ERA: 5.85	0.1		1	0	0	0	1	0	0	0	0	0	0	3	3	0.00	0.000										
Shawn Chacon, R (8,1) ERA: 3.94	0.2		3	0	0	0	1	1	0	0	0	0	0	7	13	0.00	1.500										
55 Matt Capps, R (9,1) ERA: 2.88	1.0	W	3	0	0	0	0	0	0	0	0	0	0	6	8	0.00	0.000										

Washington Nationals @ Pittsburgh Pirates
PNC Park, Pittsburgh, PA
Fri Jun 29 2007, 7:05 PM EDT
Att: 32,361 - Cloudy - 74 F

AB	30
R	2
H	5
RBI	2
BB	1
SO	7
LOB	10



Batter	1	2	3	4	5	6	7	8	9	AB	R	H	RBI	BB	SO	LOB	BOTTOM										
Rajai Davis, R (1,8) OBP: 0.306, SLG: 0.267 34 John Grabow, L (8,1) Shawn Chacon, R (8,1) OBP: 0.300, SLG: 0.300 55 Matt Capps, R (9,1) OBP: 1.000, SLG: 1.000 41 Ryan Doumit, S (9,PH) OBP: 0.376, SLG: 0.476	12 S F9-2 1B		B5-3		12 G4-6-3 1B		G6-3		4-2 BB	4	0	2	0	0	0	1											
José Bautista, R (1,5) OBP: 0.351, SLG: 0.425	P4		G5-3		F9		SF8		3-2 3-H	3	0	0	2	0	2												
12 Freddy Sanchez, R (1,4) OBP: 0.333, SLG: 0.378	F9-2 2-H		G4-6-3		G5-3		G5-3			4	0	1	0	0	0	2											
Xavier Nady, R (1,9) OBP: 0.332, SLG: 0.484	G5-3		K				P3		1-0 P6	4	0	0	0	0	1	1											
Jason Bay, R (1,7) OBP: 0.342, SLG: 0.452	L8				26 1B		HBP		0-1 F8	3	0	1	0	0	0	0											
25 Adam LaRoche, L (1,3) OBP: 0.308, SLG: 0.384	2 BB		F7		F7		F7		0-1 L7	4	0	1	0	0	0	2											
26 Ronny Paulino, R (1,2) OBP: 0.277, SLG: 0.354 Jose Castillo, R (9,PR) OBP: 0.286, SLG: 0.327	2 BB		2 BB		1-2 1B		F8		2 SH3-4 SF7	3	0	2	0	1	0	1											
2 Jack Wilson, R (1,6) OBP: 0.315, SLG: 0.364	2 BB		F7		F7		13 3B		1-0 SH3-4	1	1	0	0	2	0	2											
45 Ian Snell, R (1,1) OBP: 0.207, SLG: 0.115 13 Nate McLouth, L (7,PH) OBP: 0.299, SLG: 0.330	G5-3				K		SF8		4-0 41 BB IBB	2	0	0	0	0	1	5											
										1	1	1	1	1	0	0											
Inning Stats	R: 0 E: 0 K: 0 S: 9	H: 1 LOB: 3 BB: 2 P: 14	R: 0 E: 0 K: 0 S: 15	H: 1 LOB: 2 BB: 2 P: 26	R: 0 E: 0 K: 1 S: 10	H: 1 LOB: 1 BB: 0 P: 15	R: 0 E: 0 K: 1 S: 12	H: 2 LOB: 2 BB: 0 P: 17	R: 0 E: 0 K: 0 S: 9	H: 1 LOB: 0 BB: 0 P: 13	R: 2 E: 0 K: 0 S: 7	H: 1 LOB: 1 BB: 1 P: 14	R: 0 E: 0 K: 0 S: 5	H: 0 LOB: 0 BB: 0 P: 9	R: 0 E: 0 K: 0 S: 7	H: 0 LOB: 0 BB: 0 P: 6	R: 1 E: 0 K: 0 S: 11	H: 1 LOB: 3 BB: 2 P: 24	1B: 5 2B: 3 3B: 1 HR: 0	SF: 2 SAC: 1 DP: 2 HBP: 1	WP: 1 PB: 0 CS: 0	PA: 38					
PITCHER	IP	WLS	BF	H	R	ER	SO	BB	IBB	HBP	BLK	WP	HR	S	P	ERA	WHIP										
47 Matt Chico, L (1,1) ERA: 4.74	6.0		25	6	0	0	2	2	0	1	0	0	0	60	94	0.00	1.333										
52 Saul Rivera, R (7,1) ERA: 4.03	1.0	B	5	1	2	2	0	1	0	0	0	0	0	7	14	18.00	2.000										
Jon Rauch, R (8,1) ERA: 4.22	1.2	L	8	1	1	1	0	1	1	0	0	1	0	16	30	5.40	1.200										

Washington Nationals @ Pittsburgh Pirates
PNC Park, Pittsburgh, PA
Fri Jun 29 2007, 7:05 PM EDT
Att: 32,361 - Cloudy - 74 F

AB	29
R	3
H	8
RBI	3
BB	5
SO	2
LOB	16



Batter	1	2	3	4	5	6	7	8	9	AB	R	H	RBI	BB	SO	LOB	TOP				
Nook Logan, S (1, 8) OBP: 0.253, SLG: 0.297										4	0	1	0	0	1	0	Washington Nationals @ Pittsburgh Pirates PNC Park, Pittsburgh, PA Sat Jun 30 2007, 7:05 PM EDT Att: 26,959 - Partly Cloudy - 76 F				
10 Ronnie Belliard, R (1, 4) OBP: 0.332, SLG: 0.392										3	1	1	1	1	0	1					
11 Ryan Zimmerman, R (1, 5) OBP: 0.295, SLG: 0.422										4	1	2	0	0	0	1					
21 Dmitri Young, S (1, 3) OBP: 0.391, SLG: 0.502										4	0	1	1	0	0	2					
25 Austin Kearns, R (1, 9) OBP: 0.327, SLG: 0.380										3	0	0	0	1	1	1					
Ryan Church, L (1, 7) OBP: 0.346, SLG: 0.426										3	0	0	0	1	1	1					
Felipe Lopez, S (1, 6) OBP: 0.284, SLG: 0.333										3	0	0	0	1	2	1					
Brian Schneider, L (1, 2) OBP: 0.307, SLG: 0.331										3	0	0	0	0	1	1					
57 Jason Bergmann, R (1, 1) D'A OBP: 0.105, SLG: 0.105										1	0	0	0	0	0	0					
49 Chris Schroder, R (5, 1) OBP: 0.195, SLG: 0.195										1	0	0	0	0	0	0					
3 Jesus Flores, R (7, 1) OBP: 0.195, SLG: 0.287										1	0	0	0	0	1	0					
Luis Ayala, R (7, 1) OBP: 0.195, SLG: 0.287										1	0	0	0	0	0	0					
32 Chad Cordero, R (8, 1) OBP: 0.195, SLG: 0.287										1	0	0	0	0	0	0					
Inning Stats	R: 1 E: 0 K: 2 S: 14	H: 2 LOB: 1 BB: 0 P: 24	R: 0 E: 0 K: 2 S: 7	H: 0 LOB: 0 BB: 0 P: 9	R: 0 E: 0 K: 0 S: 12	H: 2 LOB: 2 BB: 0 P: 18	R: 0 E: 0 K: 0 S: 5	H: 0 LOB: 0 BB: 0 P: 6	R: 0 E: 0 K: 1 S: 6	H: 1 LOB: 1 BB: 1 P: 19	R: 0 E: 0 K: 1 S: 6	H: 0 LOB: 0 BB: 1 P: 12	R: 0 E: 0 K: 0 S: 6	H: 0 LOB: 0 BB: 1 P: 11	R: 0 E: 0 K: 1 S: 12	H: 0 LOB: 1 BB: 1 P: 21	1B: 3 2B: 1 3B: 0 HR: 1	SF: 0 SAC: 0 DP: 2 HBP: 0	WP: 0 PB: 0 CS: 0	PA: 34	
PITCHER	IP	WLS	BF	H	R	ER	SO	BB	IBB	HBP	BLK	WP	HR	S	P	ERA	WHIP				
24 Tom Gorzelanny, L (1, 1) ERA: 3.05	7.1	W	29	5	2	2	6	3	0	0	0	0	1	68	107	2.46	1.091				
Masumi Kuwata, R (8, 1) ERA: 2.53	1.2		5	0	0	0	1	1	0	0	0	0	0	13	22	0.00	0.600				

AB	30
R	2
H	5
RBI	2
BB	4
SO	7
LOB	8



Batter	1	2	3	4	5	6	7	8	9	AB	R	H	RBI	BB	SO	LOB	BOTTOM				
13 Nate McLouth, L (1, 8) OBP: 0.307, SLG: 0.341										3	1	1	0	1	1	0	Washington Nationals @ Pittsburgh Pirates PNC Park, Pittsburgh, PA Sat Jun 30 2007, 7:05 PM EDT Att: 26,959 - Partly Cloudy - 76 F				
José Bautista, R (1, 5) OBP: 0.347, SLG: 0.419										4	0	0	0	0	1	4					
12 Freddy Sanchez, R (1, 4) OBP: 0.335, SLG: 0.380										4	1	2	2	0	0	0					
25 Adam LaRoche, L (1, 3) OBP: 0.311, SLG: 0.399										4	1	2	3	0	0	1					
Xavier Nady, R (1, 7) OBP: 0.331, SLG: 0.480										4	1	1	0	0	1	1					
41 Ryan Doumit, S (1, 9) OBP: 0.379, SLG: 0.483										4	1	2	0	0	0	0					
26 Ronny Paulino, R (1, 2) OBP: 0.278, SLG: 0.351										2	1	0	0	1	0	1					
2 Jack Wilson, R (1, 6) OBP: 0.315, SLG: 0.364										3	1	1	2	0	0	1					
24 Tom Gorzelanny, R (1, 1) OBP: 0.121, SLG: 0.065										2	0	0	0	0	1	0					
Masumi Kuwata, R (8, 1) ERA: 3.08										0	0	0	0	0	0	0					
Inning Stats	R: 0 E: 0 K: 0 S: 5	H: 1 LOB: 1 BB: 0 P: 10	R: 6 E: 0 K: 0 S: 27	H: 5 LOB: 1 BB: 2 P: 44	R: 0 E: 0 K: 0 S: 6	H: 1 LOB: 0 BB: 0 P: 7	R: 0 E: 0 K: 1 S: 7	H: 1 LOB: 0 BB: 0 P: 12	R: 1 E: 0 K: 0 S: 9	H: 1 LOB: 0 BB: 0 P: 17	R: 0 E: 0 K: 0 S: 10	H: 0 LOB: 0 BB: 0 P: 16	R: 0 E: 0 K: 2 S: 11	H: 0 LOB: 0 BB: 0 P: 13	R: 0 E: 0 K: 1 S: 5	H: 0 LOB: 0 BB: 0 P: 10	1B: 5 2B: 3 3B: 0 HR: 1	SF: 0 SAC: 1 DP: 1 HBP: 0	WP: 1 PB: 0 CS: 0	PA: 33	
PITCHER	IP	WLS	BF	H	R	ER	SO	BB	IBB	HBP	BLK	WP	HR	S	P	ERA	WHIP				
57 Jason Bergmann, R (1, 1) ERA: 3.47	4.0	L	20	8	6	6	1	1	0	0	0	0	1	45	73	13.50	2.250				
49 Chris Schroder, R (5, 1) ERA: 3.38	2.0		7	1	1	1	0	0	0	0	0	0	1	19	33	4.50	0.500				
Luis Ayala, R (7, 1) ERA: 2.7	1.0		3	0	0	0	2	0	0	0	0	0	0	11	13	0.00	0.000				
32 Chad Cordero, R (8, 1) ERA: 3.08	1.0		3	0	0	0	1	0	0	0	0	0	0	5	10	0.00	0.000				

AB	30
R	7
H	9
RBI	7
BB	2
SO	4
LOB	8



Batter	1	2	3	4	5	6	7	8	9	AB	R	H	RBI	BB	SO	LOB	TOP			
1 Corey Hart, R OBP: 0.382, SLG: 0.524	0-1 1B 8 HR	0-0 F8			2-2 G5-3		1-2 F9			4	1	1	0	0	0	1				
Craig Counsell, L OBP: 0.345, SLG: 0.335	1-1 1B 8 HR	2-0 G3			0-1 F8			1-1 G3		4	1	1	0	0	0	0				
8 Ryan Braun, R OBP: 0.385, SLG: 0.626	1-2 HR		1-1 1B 26 CS		0-0 G6-3			2-2 F8		4	1	2	3	0	0	0				
28 Prince Fielder, L OBP: 0.372, SLG: 0.604	1-1 1B 18 1B		4-2 1B BB G3-6-3		1-2 1B			3-3 K		3	0	2	0	1	1	0				
Johnny Estrada, S OBP: 0.310, SLG: 0.439	0-1 F7		0-0 G3-6-3		0-1 2B			0-2 G6-3		4	0	2	0	0	0	2				
Geoff Jenkins, L OBP: 0.335, SLG: 0.493	1-3 K			1-0 F8		1-1 G4-6-3		0-2 G6-3		4	0	0	0	0	1	4				
18 Gabe Gross, L OBP: 0.344, SLG: 0.382	0-0 1B			0-0 G3			2-2 FC6-5 9 WP	0-1 F7		4	0	2	0	0	0	1				
23 Rickie Weeks Jr., R OBP: 0.337, SLG: 0.408	2-2 K		2-3 K		0-3 K			0-1 F8		4	0	0	0	0	3	4				
46 Claudio Vargas, R OBP: 0.087, SLG: 0.130		0-1 G5-3			1-0 P6		2-1 FC6-5 1 WP			2	0	0	0	0	0	0				
9 Tony Graffanino, R OBP: 0.321, SLG: 0.394										1	0	0	0	0	0	1				
Matt Wise, R OBP: 0.335, SLG: 0.493										0	0	0	0	0	0	0				
Inning Stats	R: 3 H: 5 E: 0 K: 2 S: 22	H: 5 LOB: 2 BB: 0 P: 29	R: 0 H: 0 E: 0 K: 0 S: 4	H: 0 LOB: 0 BB: 0 P: 6	R: 0 H: 1 E: 0 K: 0 S: 5	LOB: 1 BB: 1 P: 10	R: 0 H: 0 E: 0 K: 1 S: 5	H: 0 LOB: 0 BB: 0 P: 8	R: 0 H: 2 E: 0 K: 0 S: 8	H: 1 LOB: 1 BB: 0 P: 10	R: 0 H: 1 E: 0 K: 1 S: 12	H: 0 LOB: 1 BB: 0 P: 17	R: 0 H: 0 E: 0 K: 1 S: 11	H: 1 LOB: 1 BB: 0 P: 17	R: 0 H: 1 E: 0 K: 0 S: 11	H: 1 LOB: 1 BB: 0 P: 11	1B: 7 2B: 2 3B: 0 HR: 1	SF: 0 SAC: 0 DP: 2 HBP: 0	WP: 2 PB: 0 SB: 0 CS: 1	PA: 35
PITCHER	IP WLS BF H R ER SO BB IBB HBP BLK WP HR S P ERA WHIP	IP WLS BF H R ER SO BB IBB HBP BLK WP HR S P ERA WHIP																		
45 Ian Snell, R ERA: 2.93	(1, 1) 8.0 W 31 9 3 3 5 1 0 0 0 2 1 73 106 3.38 1.250																			
55 Matt Capps, R ERA: 2.47	(9, 1) 1.0 S 4 1 0 0 0 0 0 0 0 0 0 0 11 11 0.00 1.000																			

Milwaukee Brewers @ Pittsburgh Pirates
PNC Park, Pittsburgh, PA
Wed Jul 04 2007, 4:05 PM EDT
Att: 35,878 - Cloudy - 78 F

AB	34
R	3
H	10
RBI	3
BB	1
SO	5
LOB	13





Batter	1	2	3	4	5	6	7	8	9	AB	R	H	RBI	BB	SO	LOB	BOTTOM			
13 Nate McLouth, L OBP: 0.313, SLG: 0.382	3-2 SF8 3B		0-2 F8		0-1 F8		2-2 G4-3			4	1	1	0	0	0	0				
José Bautista, R OBP: 0.342, SLG: 0.410	2-2 SF8		0-0 F8		2-2 F8			1-1 L7		3	0	0	1	0	0	0				
12 Freddy Sanchez, R OBP: 0.324, SLG: 0.367	3-H L6		1-3 K		0-0 25 HR 1B			2-2 G5-3		4	1	1	0	0	1	0				
25 Adam LaRoche, L OBP: 0.322, SLG: 0.419	0-1 1B			4-2 41 HR BB		3-0 1-H HR		3-2 G4-3		3	2	2	2	1	0	0				
41 Ryan Doumit, S OBP: 0.381, SLG: 0.497	1-0 P4			2-0 1-H HR		4-1 26 CS BB				2	1	1	2	1	0	1				
Xavier Nady, R OBP: 0.330, SLG: 0.483		1-2 26 FC6-4 1B		2-2 F8		0-2 K				3	0	1	0	0	1	1				
26 Ronny Paulino, R OBP: 0.272, SLG: 0.342		0-0 FC6-4 2 G5-3		0-3 K		0-1 F9				3	0	0	0	0	1	2				
2 Jack Wilson, R OBP: 0.317, SLG: 0.367		3-2 G5-3		2-0 P3			1-1 P3			3	0	0	0	0	0	1				
45 Ian Snell, R OBP: 0.188, SLG: 0.103		2-1 G4-3			2-3 K		0-2 F9			3	0	0	0	0	1	1				
55 Matt Capps, R OBP: 1.000, SLG: 1.000										0	0	0	0	0	0	0				
Inning Stats	R: 1 H: 2 E: 0 K: 0 S: 12	H: 2 LOB: 1 BB: 0 P: 20	R: 0 H: 1 E: 0 K: 0 S: 11	H: 1 LOB: 1 BB: 0 P: 17	R: 0 H: 0 E: 0 K: 1 S: 8	H: 0 LOB: 0 BB: 0 P: 9	R: 2 H: 1 E: 0 K: 1 S: 11	H: 1 LOB: 1 BB: 1 P: 21	R: 0 H: 0 E: 0 K: 1 S: 8	H: 0 LOB: 0 BB: 0 P: 12	R: 2 H: 2 E: 0 K: 1 S: 10	H: 2 LOB: 1 BB: 1 P: 17	R: 0 H: 0 E: 0 K: 0 S: 8	H: 0 LOB: 0 BB: 0 P: 11	R: 0 H: 0 E: 0 K: 0 S: 8	H: 0 LOB: 0 BB: 0 P: 14	1B: 3 2B: 0 3B: 1 HR: 2	SF: 1 SAC: 0 DP: 0 HBP: 0	WP: 0 PB: 0 SB: 0 CS: 1	PA: 31
PITCHER	IP WLS BF H R ER SO BB IBB HBP BLK WP HR S P ERA WHIP	IP WLS BF H R ER SO BB IBB HBP BLK WP HR S P ERA WHIP																		
46 Claudio Vargas, R ERA: 4.52	(1, 1) 6.0 L 25 6 5 5 4 2 0 0 0 0 2 60 96 7.50 1.333																			
Matt Wise, R ERA: 2.92	(7, 1) 2.0 6 0 0 0 0 0 0 0 0 0 0 0 16 25 0.00 0.000																			

Milwaukee Brewers @ Pittsburgh Pirates
PNC Park, Pittsburgh, PA
Wed Jul 04 2007, 4:05 PM EDT
Att: 35,878 - Cloudy - 78 F

AB	28
R	5
H	6
RBI	5
BB	2
SO	4
LOB	6



Batter	1	2	3	4	5	6	7	8	9	AB	R	H	RBI	BB	SO	LOB	TOP										
12 Alfonso Soriano, R OBP: 0.350, SLG: 0.534	G6-3		SF8		G6-3			25 BB, 17 1B, 16 SF7		3	1	1	1	0	0	0	Chicago Cubs @ Pittsburgh Pirates PNC Park, Pittsburgh, PA Fri Jul 06 2007, 7:05 PM EDT Att: 27,868 - Partly Cloudy - 82 F										
17 Mike Fontenot, L OBP: 0.381, SLG: 0.590	G1-3		G3			K		16 SF7, 25 BB		4	1	1	0	0	1	1											
25 Derrek Lee, R OBP: 0.413, SLG: 0.485	G5-3		16 FC6-4, BB		G6-3					2	0	0	0	2	0	0											
16 Aramis Ramirez, R OBP: 0.354, SLG: 0.556		G6-3	FC6-4			1B, BB		SF7		2	0	0	1	1	0	1											
Mark DeRosa, R OBP: 0.362, SLG: 0.448		K			G6-3			SF7		3	0	1	1	0	1	0											
29 Angel Pagan, S OBP: 0.324, SLG: 0.441		CS, 2B			K			L9		4	0	1	0	0	1	3											
2 Ryan Theriot, R OBP: 0.330, SLG: 0.351		BB			K					3	0	1	0	1	1	0											
Rob Bowen, S OBP: 0.326, SLG: 0.358	CS		SH, 12 SF8, 2B		F9			G6-3		4	1	1	0	0	0	2											
Jason Marquis, L OBP: 0.178, SLG: 0.282 36 Sean Gallagher, R OBP: 0.291, SLG: 0.391 Cesar Izturis, S OBP: 0.279, SLG: 0.391 47 Scott Eyre, L OBP: 0.279, SLG: 0.391 43 Michael Wuerzt, R OBP: 0.242, SLG: 0.295 Koyie Hill, S OBP: 0.242, SLG: 0.295			SH, 17 G3, 12 SF8, 25 WP, 2B		G4-3			L6-4		1	0	0	0	0	0	0											
Inning Stats	R: 0 E: 0 K: 0 S: 4	H: 0 LOB: 0 BB: 0 P: 5	R: 0 E: 0 K: 1 S: 14	H: 1 LOB: 1 BB: 1 P: 25	R: 2 E: 0 K: 0 S: 11	H: 1 LOB: 1 BB: 1 P: 21	R: 0 E: 0 K: 2 S: 9	H: 0 LOB: 0 BB: 0 P: 12	R: 0 E: 0 K: 1 S: 5	H: 0 LOB: 0 BB: 0 P: 6	R: 0 E: 1 K: 1 S: 12	H: 1 LOB: 2 BB: 0 P: 22	R: 0 E: 1 K: 1 S: 7	H: 0 LOB: 0 BB: 0 P: 7	R: 2 E: 0 K: 0 S: 19	H: 2 LOB: 1 BB: 1 P: 27		R: 0 E: 0 K: 0 S: 9	H: 1 LOB: 0 BB: 0 P: 14	1B: 4 2B: 3 3B: 0 HR: 0	SF: 3 SAC: 1 DP: 2 HBP: 0	WP: 1 PB: 0 SB: 0 CS: 1	PA: 37				
PITCHER	IP	WLS	BF	H	R	ER	SO	BB	IBB	HBP	BLK	WP	HR	S	P	ERA	WHIP										
28 Paul Maholm, L ERA: 4.76	7.0	W	29	5	4	4	5	3	0	0	0	1	0	70	109	5.14	1.143										
Shawn Chacon, R ERA: 3.7	1.0		4	0	0	0	0	1	0	0	0	0	0	11	16	0.00	1.000										
Damaso Marte, L ERA: 1.71	1.0		3	1	0	0	0	0	0	0	0	0	0	9	14	0.00	1.000										

Batter	1	2	3	4	5	6	7	8	9	AB	R	H	RBI	BB	SO	LOB	BOTTOM										
13 Nate McLouth, L OBP: 0.314, SLG: 0.376	F7					L3		12 2B		4	1	1	0	1	0	2	Chicago Cubs @ Pittsburgh Pirates PNC Park, Pittsburgh, PA Fri Jul 06 2007, 7:05 PM EDT Att: 27,868 - Partly Cloudy - 82 F										
12 Freddy Sanchez, R OBP: 0.327, SLG: 0.383	L7				FC6-4	25 E, 2B		G5-3, 2B		4	2	2	2	1	0	2											
25 Adam LaRoche, L OBP: 0.300, SLG: 0.440 Damaso Marte, L	G3-1		HR			2B		K		5	0	0	0	0	2	2											
Xavier Nady, R OBP: 0.343, SLG: 0.509		2 2B, 41 1B				41 2B		G5-3		4	3	3	2	1	0	1											
41 Ryan Doumit, S OBP: 0.384, SLG: 0.515		2 2B, 28 1B				2B		K		4	2	2	1	1	1	1											
Jason Bay, R OBP: 0.331, SLG: 0.428		K				2B		K		4	0	0	0	0	1	6											
José Bautista, R OBP: 0.340, SLG: 0.409		F8						28 G1-6-3, 1B		4	0	2	1	0	1	2											
2 Jack Wilson, R OBP: 0.319, SLG: 0.366		28 1B						F7		3	0	1	0	1	0	2											
28 Paul Maholm, L OBP: 0.182, SLG: 0.156 Shawn Chacon, R OBP: 0.300, SLG: 0.300 Josh Phelps, R OBP: 0.357, SLG: 0.368										3	0	1	2	0	1	1											
Inning Stats	R: 0 E: 0 K: 0 S: 4	H: 0 LOB: 0 BB: 0 P: 7	R: 2 E: 0 K: 1 S: 14	H: 3 LOB: 2 BB: 1 P: 28	R: 2 E: 0 K: 0 S: 12	H: 2 LOB: 0 BB: 0 P: 16	R: 0 E: 0 K: 1 S: 8	H: 1 LOB: 2 BB: 1 P: 15	R: 2 E: 0 K: 1 S: 15	H: 2 LOB: 1 BB: 1 P: 26	R: 1 E: 1 K: 1 S: 18	H: 1 LOB: 3 BB: 2 P: 28	R: 0 E: 0 K: 0 S: 6	H: 1 LOB: 0 BB: 0 P: 9	R: 1 E: 0 K: 2 S: 13	H: 2 LOB: 1 BB: 0 P: 18		1B: 5 2B: 5 3B: 0 HR: 2	SF: 0 SAC: 1 DP: 1 HBP: 0	WP: 0 PB: 0 SB: 0 CS: 0	PA: 41						
PITCHER	IP	WLS	BF	H	R	ER	SO	BB	IBB	HBP	BLK	WP	HR	S	P	ERA	WHIP										
Jason Marquis, R ERA: 3.67	4.2	L	25	8	6	6	3	3	0	0	0	0	0	20	31	0.00	2.250										
36 Sean Gallagher, R ERA: 7.71	1.1		8	1	1	0	1	2	0	0	0	0	0	6	9	0.00	1.000										
47 Scott Eyre, L ERA: 6.6	1.0		3	1	0	0	0	0	0	0	0	0	0	6	9	0.00	1.000										
43 Michael Wuerzt, R ERA: 3.4	1.0		5	2	1	1	2	0	0	0	0	0	0	13	18	9.00	2.000										

Batter	1	2	3	4	5	6	7	8	9	AB	R	H	RBI	BB	SO	LOB	TOP					
12 Alfonso Soriano, R (1.7) OBP: 0.353, SLG: 0.535	1-2 2B 2S 1B	0-0 1B	0-1 P3		2-2 2B 1B		1-3 K2-3			5	2	3	1	0	1	2						
2 Ryan Theriot, R (1.6) OBP: 0.355, SLG: 0.355	1 SAFE 2-2 25 32 1B	2-2 G5-3		0-0 25 G4-3 1B	0-2 2H 1B		2-2 G1-4-3			5	1	3	1	0	0	1						
25 Derrek Lee, R (1.3) OBP: 0.413, SLG: 0.482	3-2 32 1B		4-2 32 BB 1B	1-0 G4-3 1B	3-3 K		1-1 G6-3			4	1	1	1	1	1	2						
16 Aramis Ramirez, R (1.5) OBP: 0.354, SLG: 0.553 Cesar Izturis, S (8.6) OBP: 0.291, SLG: 0.301	0-1 F7		1-1 F9	2-2 1B		2-0 1B		1-1 G6-3		5	0	2	0	0	0	3						
32 Daryle Ward, L (1.9) OBP: 0.441, SLG: 0.418 20 Felix Pie, L (6.8) OBP: 0.272, SLG: 0.345	0-0 1B		4-0 BB 1B SF9	0-0 F6		0-3 K		2-3 K		3	1	1	1	1	1	3						
Mark DeRosa, R (1.4) OBP: 0.383, SLG: 0.447	1-3 K		0-2 SF9 BB 30 1B	2-2 F8		3-2 G4-6-3 1B		1-3 K		5	1	2	1	0	2	4						
Jacque Jones, L (1.8) OBP: 0.294, SLG: 0.335	0-1 G3-4-3		4-2 30 1B BB	1-2 2-3		1-1 12 1B 2B		0-1 G3-1		4	1	1	0	1	0	4						
Koyie Hill, S (1.2)		2-1 G6-3	0-2 SF9	1-0 L8		3-2 F8				3	0	0	1	0	0	1						
30 Ted Lilly, L (1.1) OBP: 0.132, SLG: 0.132 49 Carlos Marmol, R (8.1)	1-3 K2-3		1-1 1-2 3H 1B	0-1 P4		1-3 K				4	0	1	1	0	2	1						
										0	0	0	0	0	0	0						
Inning Stats	R: 2 E: 0 K: 1 S: 20	H: 4 LOB: 2 BB: 0 P: 27	R: 0 E: 0 K: 1 S: 10	H: 1 LOB: 1 BB: 0 P: 15	R: 3 E: 0 K: 0 S: 19	H: 2 LOB: 2 BB: 3 P: 33	R: 0 E: 0 K: 0 S: 11	H: 2 LOB: 2 BB: 0 P: 16	R: 2 E: 0 K: 1 S: 15	H: 3 LOB: 1 BB: 0 P: 22	R: 0 E: 0 K: 2 S: 10	H: 0 LOB: 0 BB: 0 P: 17	R: 0 E: 0 K: 0 S: 8	H: 0 LOB: 0 BB: 0 P: 12	R: 0 E: 0 K: 2 S: 8	H: 0 LOB: 0 BB: 0 P: 11	1B: 13 2B: 1 3B: 0 HR: 0	SF: 1 SAC: 0 DP: 1 HBP: 0	WP: 0 PB: 0 SB: 1 CS: 0	PA: 43		
PITCHER	IP WLS BF H R ER SO BB IBB HBP BLK WP HR S P ERA WHIP	IP WLS BF H R ER SO BB IBB HBP BLK WP HR S P ERA WHIP	IP WLS BF H R ER SO BB IBB HBP BLK WP HR S P ERA WHIP	IP WLS BF H R ER SO BB IBB HBP BLK WP HR S P ERA WHIP	IP WLS BF H R ER SO BB IBB HBP BLK WP HR S P ERA WHIP	IP WLS BF H R ER SO BB IBB HBP BLK WP HR S P ERA WHIP	IP WLS BF H R ER SO BB IBB HBP BLK WP HR S P ERA WHIP	IP WLS BF H R ER SO BB IBB HBP BLK WP HR S P ERA WHIP	IP WLS BF H R ER SO BB IBB HBP BLK WP HR S P ERA WHIP	IP WLS BF H R ER SO BB IBB HBP BLK WP HR S P ERA WHIP	IP WLS BF H R ER SO BB IBB HBP BLK WP HR S P ERA WHIP	IP WLS BF H R ER SO BB IBB HBP BLK WP HR S P ERA WHIP	IP WLS BF H R ER SO BB IBB HBP BLK WP HR S P ERA WHIP	IP WLS BF H R ER SO BB IBB HBP BLK WP HR S P ERA WHIP	IP WLS BF H R ER SO BB IBB HBP BLK WP HR S P ERA WHIP	IP WLS BF H R ER SO BB IBB HBP BLK WP HR S P ERA WHIP	IP WLS BF H R ER SO BB IBB HBP BLK WP HR S P ERA WHIP	IP WLS BF H R ER SO BB IBB HBP BLK WP HR S P ERA WHIP	IP WLS BF H R ER SO BB IBB HBP BLK WP HR S P ERA WHIP	IP WLS BF H R ER SO BB IBB HBP BLK WP HR S P ERA WHIP	IP WLS BF H R ER SO BB IBB HBP BLK WP HR S P ERA WHIP	IP WLS BF H R ER SO BB IBB HBP BLK WP HR S P ERA WHIP

Chicago Cubs @ Pittsburgh Pirates
PNC Park, Pittsburgh, PA
Sat Jul 07 2007, 7:05 PM EDT
Att: 33,293 - Partly Cloudy - 84 F

AB	39
R	7
H	14
RBI	7
BB	3
SO	8
LOB	21



Batter	1	2	3	4	5	6	7	8	9	AB	R	H	RBI	BB	SO	LOB	BOTTOM					
José Bautista, R (1.5) OBP: 0.338, SLG: 0.409	2-2 G6-3		2-3 K			0-2 2B	2-1 G1-3		2-0 F8	5	0	1	0	0	1	3						
12 Freddy Sanchez, R (1.4) OBP: 0.327, SLG: 0.384	1-1 P4		0-0 P3			0-1 F7		1-0 WP 2B		4	0	1	0	0	0	1						
Xavier Nady, R (1.8) OBP: 0.339, SLG: 0.502	1-1 F8			1-3 K		2-2 P4		1-0 G6-3		4	0	0	0	0	1	2						
Jason Bay, R (1.7) OBP: 0.330, SLG: 0.424		1-3 K		2-1 F8		0-2 G4-3		4-2 BB		3	0	0	0	1	1							
Josh Phelps, R (1.3) OBP: 0.353, SLG: 0.363		1-1 26 1B		2-3 K			1-3 K	2-3 K		4	0	1	0	0	3	2						
41 Ryan Doumit, S (1.9) OBP: 0.381, SLG: 0.509		2-2 K			1-1 G1-3		0-0 26 1B	0-3 K		4	1	1	0	0	2	3						
26 Ronny Paulino, R (1.2) OBP: 0.279, SLG: 0.353		2-0 1B			0-0 2B		0-0 2B		3-1 F8	4	0	3	0	0	0	0						
2 Jack Wilson, R (1.6) OBP: 0.321, SLG: 0.369		1-2 G4-3			2-2 F8		0-0 2B		4-2 FC5-4 BB	3	0	1	1	1	0	3						
47 John Van Benschoten, R (1.1) John Wasdin, R (3.1) Jose Castillo, R (5.9) 34 John Grabow, L (8.1) Matt Kata, S (7.9) Masumi Kuwata, R (8.1) Tony Armas, R (9.1) Rajai Davis, R (9.9)			1-1 G5-3		1-1 G4-3		3-2 F7		1-2 FC5-4 BB	0	0	0	0	0	0	0						
										1	0	0	0	0	0	1						
Inning Stats	R: 0 E: 0 K: 0 S: 8	H: 0 LOB: 0 BB: 0 P: 12	R: 0 E: 0 K: 2 S: 12	H: 2 LOB: 2 BB: 0 P: 19	R: 0 E: 0 K: 1 S: 6	H: 0 LOB: 0 BB: 0 P: 9	R: 0 E: 0 K: 2 S: 8	H: 0 LOB: 0 BB: 0 P: 13	R: 0 E: 0 K: 0 S: 9	H: 1 LOB: 1 BB: 0 P: 13	R: 0 E: 0 K: 0 S: 11	H: 1 LOB: 1 BB: 0 P: 13	R: 1 E: 0 K: 1 S: 11	H: 3 LOB: 2 BB: 0 P: 17	R: 0 E: 0 K: 2 S: 11	H: 1 LOB: 2 BB: 1 P: 19	R: 0 E: 0 K: 0 S: 9	H: 0 LOB: 1 BB: 1 P: 19	1B: 4 2B: 4 3B: 0 HR: 0	SF: 0 SAC: 0 DP: 0 HBP: 0	WP: 1 PB: 0 SB: 0 CS: 0	PA: 37
PITCHER	IP WLS BF H R ER SO BB IBB HBP BLK WP HR S P ERA WHIP	IP WLS BF H R ER SO BB IBB HBP BLK WP HR S P ERA WHIP	IP WLS BF H R ER SO BB IBB HBP BLK WP HR S P ERA WHIP	IP WLS BF H R ER SO BB IBB HBP BLK WP HR S P ERA WHIP	IP WLS BF H R ER SO BB IBB HBP BLK WP HR S P ERA WHIP	IP WLS BF H R ER SO BB IBB HBP BLK WP HR S P ERA WHIP	IP WLS BF H R ER SO BB IBB HBP BLK WP HR S P ERA WHIP	IP WLS BF H R ER SO BB IBB HBP BLK WP HR S P ERA WHIP	IP WLS BF H R ER SO BB IBB HBP BLK WP HR S P ERA WHIP	IP WLS BF H R ER SO BB IBB HBP BLK WP HR S P ERA WHIP	IP WLS BF H R ER SO BB IBB HBP BLK WP HR S P ERA WHIP	IP WLS BF H R ER SO BB IBB HBP BLK WP HR S P ERA WHIP	IP WLS BF H R ER SO BB IBB HBP BLK WP HR S P ERA WHIP	IP WLS BF H R ER SO BB IBB HBP BLK WP HR S P ERA WHIP	IP WLS BF H R ER SO BB IBB HBP BLK WP HR S P ERA WHIP	IP WLS BF H R ER SO BB IBB HBP BLK WP HR S P ERA WHIP	IP WLS BF H R ER SO BB IBB HBP BLK WP HR S P ERA WHIP	IP WLS BF H R ER SO BB IBB HBP BLK WP HR S P ERA WHIP	IP WLS BF H R ER SO BB IBB HBP BLK WP HR S P ERA WHIP	IP WLS BF H R ER SO BB IBB HBP BLK WP HR S P ERA WHIP	IP WLS BF H R ER SO BB IBB HBP BLK WP HR S P ERA WHIP	IP WLS BF H R ER SO BB IBB HBP BLK WP HR S P ERA WHIP

Chicago Cubs @ Pittsburgh Pirates
PNC Park, Pittsburgh, PA
Sat Jul 07 2007, 7:05 PM EDT
Att: 33,293 - Partly Cloudy - 84 F

AB	35
R	1
H	8
RBI	1
BB	2
SO	8
LOB	19



Batter	1	2	3	4	5	6	7	8	9	AB	R	H	RBI	BB	SO	LOB	TOP								
13 Nate McLouth, L OBP: 0.318, SLG: 0.371										4	0	1	0	0	0	1									
12 Freddy Sanchez, R OBP: 0.323, SLG: 0.379 Matt Kata, S OBP: 0.241, SLG: 0.288										3	0	0	0	0	0	2									
25 Adam LaRoche, L OBP: 0.324, SLG: 0.438 Tony Armas, R OBP: 0.286, SLG: 0.286 Jose Castillo, R OBP: 0.279, SLG: 0.327										3	0	1	0	0	0	0									
Jason Bay, R OBP: 0.331, SLG: 0.432										4	1	1	0	0	1	1									
Xavier Nady, R OBP: 0.343, SLG: 0.504										4	0	1	0	0	0	1									
Jose Bautista, R OBP: 0.336, SLG: 0.404										3	0	1	0	1	1	0									
26 Ronny Paulino, R OBP: 0.278, SLG: 0.351										4	0	1	1	0	1	2									
2 Jack Wilson, R OBP: 0.319, SLG: 0.365										4	0	2	0	0	1	4									
45 Ian Snell, R OBP: 0.182, SLG: 0.100 34 John Grabow, L OBP: 0.336, SLG: 0.359 Josh Phelps, R OBP: 0.350, SLG: 0.359										1	0	0	0	0	1	1									
Inning Stats	R: 0 E: 0 K: 0 S: 10	H: 2 LOB: 1 BB: 0 P: 14	R: 0 E: 0 K: 2 S: 8	H: 0 LOB: 0 BB: 0 P: 11	R: 0 E: 0 K: 1 S: 9	H: 1 LOB: 1 BB: 0 P: 14	R: 0 E: 0 K: 0 S: 7	H: 0 LOB: 0 BB: 0 P: 12	R: 0 E: 0 K: 1 S: 8	H: 1 LOB: 1 BB: 0 P: 12	R: 0 E: 0 K: 0 S: 4	H: 0 LOB: 0 BB: 0 P: 5	R: 0 E: 0 K: 1 S: 9	H: 1 LOB: 2 BB: 1 P: 21	R: 0 E: 0 K: 0 S: 8	H: 0 LOB: 0 BB: 0 P: 11	R: 1 E: 0 K: 2 S: 10	H: 3 LOB: 2 BB: 0 P: 15	1B: 6 2B: 2 3B: 0 HR: 0	SF: 0 SAC: 1 DP: 1 HBP: 0	WP: 0 PB: 0 SB: 0 CS: 0	PA: 35			
PITCHER	IP	WLS	BF	H	R	ER	SO	BB	IBB	HBP	BLK	WP	HR	S	P	ERA	WHIP								
15 Tim Hudson, R ERA: 3.35	7.0	W	26	5	0	0	4	1	0	0	0	0	0	55	89	0.00	0.857								
58 Peter Moylan, R ERA: 2.09	1.0		3	0	0	0	0	0	0	0	0	0	0	8	11	0.00	0.000								
57 Jose Ascanio, R ERA: 9.0	1.0		6	3	1	1	2	0	0	0	0	0	0	10	15	9.00	3.000								

Pittsburgh Pirates @ Atlanta Braves
Turner Field, Atlanta, GA

AB 33
R 1
H 8
RBI 1
BB 1
SO 6
LOB 12




WP: 0 PA: 35
PB: 0
SB: 0
CS: 0

Batter	1	2	3	4	5	6	7	8	9	AB	R	H	RBI	BB	SO	LOB	BOTTOM									
Willie Harris, L OBP: 0.412, SLG: 0.433										5	0	1	0	0	1	3										
11 Edgar Renteria, R OBP: 0.382, SLG: 0.478 19 Yunel Escobar, R OBP: 0.336, SLG: 0.408										4	0	1	2	0	1	1										
10 Chipper Jones, S OBP: 0.419, SLG: 0.597 58 Peter Moylan, R ERA: 2.09 36 Chuck James, L OBP: 0.258, SLG: 0.241 57 Jose Ascanio, R ERA: 9.0										4	1	2	0	0	0	0										
Andrew Jones, R OBP: 0.313, SLG: 0.420 23 Matt Diaz, R OBP: 0.373, SLG: 0.471										2	2	1	1	1	0	1										
16 Brian McCann, L OBP: 0.319, SLG: 0.470										4	2	3	4	0	0	2										
7 Jeff Francoeur, R OBP: 0.328, SLG: 0.432										4	1	1	0	0	1	1										
2 Kelly Johnson, L OBP: 0.387, SLG: 0.465										3	1	1	0	1	1	1										
Scott Thorman, L OBP: 0.257, SLG: 0.388										2	1	0	0	2	2	1										
15 Tim Hudson, R OBP: 0.238, SLG: 0.250 Chris Woodward, R OBP: 0.238, SLG: 0.299										3	1	1	1	0	0	2										
Inning Stats	R: 3 E: 1 K: 0 S: 16	H: 1 LOB: 0 BB: 1 P: 22	R: 0 E: 0 K: 2 S: 8	H: 0 LOB: 0 BB: 0 P: 13	R: 0 E: 0 K: 1 S: 12	H: 1 LOB: 1 BB: 0 P: 17	R: 0 E: 0 K: 1 S: 11	H: 1 LOB: 2 BB: 1 P: 24	R: 0 E: 0 K: 0 S: 7	H: 1 LOB: 0 BB: 0 P: 8	R: 6 E: 0 K: 1 S: 19	H: 7 LOB: 2 BB: 1 P: 30	R: 0 E: 0 K: 1 S: 7	H: 0 LOB: 1 BB: 1 P: 14	R: 0 E: 0 K: 1 S: 9	H: 0 LOB: 0 BB: 0 P: 13	1B: 6 2B: 2 3B: 0 HR: 3	SF: 1 SAC: 0 DP: 1 HBP: 0	WP: 0 PB: 0 SB: 1 CS: 0	PA: 39						
PITCHER	IP	WLS	BF	H	R	ER	SO	BB	IBB	HBP	BLK	WP	HR	S	P	ERA	WHIP									
45 Ian Snell, R ERA: 3.11	5.0	L	25	8	7	4	4	1	1	0	0	0	0	3	61	94	7.20	1.800								
34 John Grabow, L ERA: 6.04	0.1		5	3	1	1	1	1	0	0	0	0	0	9	14	27.00	12.000									
Tony Armas, R ERA: 8.12	2.2		9	0	1	1	2	1	0	0	0	0	0	19	33	3.38	0.375									

Pittsburgh Pirates @ Atlanta Braves
Turner Field, Atlanta, GA

AB 34
R 9
H 11
RBI 9
BB 4
SO 7
LOB 13



WP: 0 PA: 39
PB: 0
SB: 1
CS: 0

Fri Jul 13, 2007, 7:35 PM EDT
Att: 38,922 - Cloudy - 82 F

livebaseballscorecards.com

Batter	1	2	3	4	5	6	7	8	9	AB	R	H	RBI	BB	SO	LOB	TOP					
13 Nate McLouth, L OBP: 0.306, SLG: 0.355										4	0	0	0	0	1	1	Pittsburgh Pirates @ Atlanta Braves Turner Field, Atlanta, GA Sun Jul 15 2007, 1:05 PM EDT Att: 30,756 - Overcast - 75 F					
12 Freddy Sanchez, R OBP: 0.321, SLG: 0.388										4	1	1	1	0	1	1						
25 Adam LaRoche, L OBP: 0.320, SLG: 0.431										3	0	1	0	0	0	0						
41 Ryan Doumit, S OBP: 0.378, SLG: 0.520										3	0	0	0	0	0	1						
Xavier Nady, R OBP: 0.335, SLG: 0.491										3	0	0	0	0	0	0						
Jason Bay, R OBP: 0.327, SLG: 0.424										3	0	0	0	0	1	0						
Jose Castillo, R OBP: 0.282, SLG: 0.345										3	0	1	0	0	0	0						
2 Jack Wilson, R OBP: 0.313, SLG: 0.357										3	0	0	0	0	1	1						
28 Paul Maholm, L OBP: 0.200, SLG: 0.176										2	0	1	0	0	0	0						
16 Salomon Torres, R OBP: 0.327, SLG: 0.424										0	0	0	0	0	0	0						
34 John Grabow, L OBP: 0.346, SLG: 0.355										0	0	0	0	0	0	0						
Josh Phelps, R OBP: 0.346, SLG: 0.355										1	0	0	0	0	0	0						
Inning Stats	R: 1 E: 0 K: 0 S: 7	H: 2 LOB: 0 BB: 0 P: 14	R: 0 E: 0 K: 1 S: 6	H: 0 LOB: 0 BB: 0 P: 12	R: 0 E: 0 K: 1 S: 9	H: 0 LOB: 0 BB: 0 P: 11	R: 0 E: 0 K: 1 S: 7	H: 0 LOB: 0 BB: 0 P: 10	R: 0 E: 0 K: 1 S: 10	H: 1 LOB: 0 BB: 0 P: 11	R: 0 E: 0 K: 0 S: 3	H: 1 LOB: 0 BB: 0 P: 5	R: 0 E: 0 K: 0 S: 5	H: 0 LOB: 0 BB: 0 P: 11	R: 0 E: 0 K: 0 S: 14	H: 0 LOB: 0 BB: 0 P: 17	R: 0 E: 0 K: 0 S: 4	H: 0 LOB: 0 BB: 0 P: 6	1B: 2 2B: 0 3B: 1 HR: 1	SF: 0 SAC: 0 DP: 2 HBP: 0	WP: 0 SB: 0 CS: 0	PA: 29
PITCHER	IP WLS BF H R ER SO BB IBB HBP BLK WP HR S P ERA WHIP	8.0 W 26 4 1 1 4 0 0 0 0 0 1 61 91 1.12 0.500	1.0 3 0 0 0 0 0 0 0 0 0 0 4 6 0.00 0.000																			

Batter	1	2	3	4	5	6	7	8	9	AB	R	H	RBI	BB	SO	LOB	BOTTOM				
19 Yunel Escobar, R OBP: 0.336, SLG: 0.402										5	1	2	1	0	0	1	Pittsburgh Pirates @ Atlanta Braves Turner Field, Atlanta, GA Sun Jul 15 2007, 1:05 PM EDT Att: 30,756 - Overcast - 75 F				
11 Edgar Renteria, R OBP: 0.388, SLG: 0.481										5	0	4	1	0	0	0					
10 Chipper Jones, S OBP: 0.424, SLG: 0.596										3	1	0	0	2	1	4					
Andrew Jones, R OBP: 0.315, SLG: 0.423										4	0	0	0	1	1	4					
7 Jeff Francoeur, R OBP: 0.328, SLG: 0.429										4	0	1	1	0	0	0					
23 Matt Diaz, R OBP: 0.375, SLG: 0.466										4	0	2	0	0	0	2					
Bob Wickman, R ERA: 4.5										0	0	0	0	0	0	0					
Jarrod Saltalamacchia, S OBP: 0.397, SLG: 0.461										3	0	1	0	1	0	1					
Chris Woodward, R OBP: 0.248, SLG: 0.317										4	1	2	0	0	0	3					
38 Buddy Carlyle, L OBP: 0.063, SLG: 0.063										2	1	0	0	0	1	2					
Willie Harris, L OBP: 0.411, SLG: 0.431										1	1	0	0	0	0	1					
Inning Stats	R: 1 E: 0 K: 0 S: 8	H: 2 LOB: 0 BB: 0 P: 15	R: 0 E: 0 K: 0 S: 12	H: 0 LOB: 1 BB: 1 P: 20	R: 0 E: 0 K: 1 S: 8	H: 1 LOB: 0 BB: 0 P: 11	R: 0 E: 0 K: 0 S: 10	H: 1 LOB: 1 BB: 0 P: 14	R: 2 E: 1 K: 0 S: 10	H: 2 LOB: 1 BB: 0 P: 20	R: 0 E: 0 K: 1 S: 9	H: 2 LOB: 2 BB: 0 P: 12	R: 1 E: 0 K: 0 S: 9	H: 1 LOB: 2 BB: 2 P: 21	R: 1 E: 0 K: 1 S: 15	H: 3 LOB: 3 BB: 1 P: 24	1B: 11 2B: 1 3B: 0 HR: 0	SF: 0 SAC: 1 DP: 1 HBP: 0	WP: 1 SB: 2 CS: 0	PA: 40	
PITCHER	IP WLS BF H R ER SO BB IBB HBP BLK WP HR S P ERA WHIP	6.0 L 27 8 3 2 2 2 1 0 0 0 0 1 57 92 3.00 1.500	1.0 6 1 1 1 0 2 0 0 0 0 0 0 9 21 9.00 3.000	1.0 7 3 1 1 1 1 0 0 0 0 0 0 15 24 9.00 4.000																	



Batter	1	2	3	4	5	6	7	8	9	AB	R	H	RBI	BB	SO	LOB	TOP							
3 Willy Taveras, R OBP: 0.372, SLG: 0.391										3	3	1	1	0	1	0								
Kazu Matsui, S OBP: 0.335, SLG: 0.446										5	0	0	0	0	1	4								
5 Matt Holliday, R OBP: 0.388, SLG: 0.575										3	1	1	3	0	0	1								
17 Todd Helton, L OBP: 0.439, SLG: 0.465										4	1	1	0	1	0	1								
27 Garrett Atkins, R OBP: 0.323, SLG: 0.429										5	1	1	0	0	0	3								
60 Manny Corpas, R										0	0	0	0	0	0	0								
11 Brad Hawpe, L OBP: 0.393, SLG: 0.549										3	2	1	1	1	1	0								
50 Jorge Julio, R										0	0	0	0	0	0	0								
Jamey Carroll, R OBP: 0.314, SLG: 0.268										1	0	0	0	0	0	2								
2 Troy Tulowitzki, R OBP: 0.358, SLG: 0.433										3	1	1	2	0	0	0								
8 Yorvit Torrealba, R OBP: 0.329, SLG: 0.391										4	1	1	2	0	1	1								
35 Taylor Buchholz, R OBP: 0.238, SLG: 0.158										3	0	1	1	0	1	1								
34 Matt Herges, L										0	0	0	0	0	0	0								
Tom Martin, L										0	0	0	0	0	0	0								
LaTroy Hawkins, R										0	0	0	0	0	0	0								
19 Ryan Spillborghs, R OBP: 0.351, SLG: 0.545										1	0	0	0	0	0	0								
Inning Stats	R: 5 E: 0 K: 0 S: 20	H: 3 LOB: 1 BB: 2 P: 33	R: 1 E: 1 K: 0 S: 10	H: 1 LOB: 1 BB: 0 P: 16	R: 3 E: 0 K: 1 S: 16	H: 3 LOB: 1 BB: 0 P: 25	R: 0 E: 0 K: 0 S: 8	H: 0 LOB: 0 BB: 0 P: 12	R: 0 E: 0 K: 2 S: 9	H: 0 LOB: 0 BB: 0 P: 10	R: 1 E: 1 K: 0 S: 12	H: 0 LOB: 0 BB: 0 P: 18	R: 0 E: 0 K: 1 S: 7	H: 0 LOB: 0 BB: 0 P: 9	R: 0 E: 0 K: 1 S: 6	H: 0 LOB: 0 BB: 0 P: 10	R: 0 E: 1 K: 0 S: 9	H: 1 LOB: 2 BB: 0 P: 11	1B: 6 2B: 2 3B: 0 HR: 0	SF: 3 SAC: 0 DP: 0 HBP: 2	WP: 0 PB: 0 SB: 3 CS: 0	PA: 42		
PITCHER	IP WLS BF H R ER SO BB IBB HBP BLK WP HR S P ERA WHIP	IP WLS BF H R ER SO BB IBB HBP BLK WP HR S P ERA WHIP	IP WLS BF H R ER SO BB IBB HBP BLK WP HR S P ERA WHIP	IP WLS BF H R ER SO BB IBB HBP BLK WP HR S P ERA WHIP	IP WLS BF H R ER SO BB IBB HBP BLK WP HR S P ERA WHIP	IP WLS BF H R ER SO BB IBB HBP BLK WP HR S P ERA WHIP	IP WLS BF H R ER SO BB IBB HBP BLK WP HR S P ERA WHIP	IP WLS BF H R ER SO BB IBB HBP BLK WP HR S P ERA WHIP	IP WLS BF H R ER SO BB IBB HBP BLK WP HR S P ERA WHIP	IP WLS BF H R ER SO BB IBB HBP BLK WP HR S P ERA WHIP	IP WLS BF H R ER SO BB IBB HBP BLK WP HR S P ERA WHIP	IP WLS BF H R ER SO BB IBB HBP BLK WP HR S P ERA WHIP	IP WLS BF H R ER SO BB IBB HBP BLK WP HR S P ERA WHIP	IP WLS BF H R ER SO BB IBB HBP BLK WP HR S P ERA WHIP	IP WLS BF H R ER SO BB IBB HBP BLK WP HR S P ERA WHIP	IP WLS BF H R ER SO BB IBB HBP BLK WP HR S P ERA WHIP	IP WLS BF H R ER SO BB IBB HBP BLK WP HR S P ERA WHIP	IP WLS BF H R ER SO BB IBB HBP BLK WP HR S P ERA WHIP	IP WLS BF H R ER SO BB IBB HBP BLK WP HR S P ERA WHIP	IP WLS BF H R ER SO BB IBB HBP BLK WP HR S P ERA WHIP	IP WLS BF H R ER SO BB IBB HBP BLK WP HR S P ERA WHIP	IP WLS BF H R ER SO BB IBB HBP BLK WP HR S P ERA WHIP	IP WLS BF H R ER SO BB IBB HBP BLK WP HR S P ERA WHIP	IP WLS BF H R ER SO BB IBB HBP BLK WP HR S P ERA WHIP
47 John Van Benschoten, R ERA: 8.17	2.0	L	17	6	9	9	0	2	0	2	0	0	0	0	38	62	40.50	4.000						
Tony Armas, R ERA: 7.57	3.0		10	1	0	0	3	0	0	0	0	0	0	0	25	34	0.00	0.333						
Masumi Kuwata, R ERA: 6.92	0.2		3	0	1	0	0	0	0	0	0	0	0	0	10	14	0.00	0.000						
Damaso Marte, L ERA: 1.57	1.1		4	0	0	0	1	0	0	0	0	0	0	9	13	0.00	0.000							
16 Salomon Torres, R ERA: 5.1	1.0		3	0	0	0	1	0	0	0	0	0	0	6	10	0.00	0.000							

Colorado Rockies @ Pittsburgh Pirates
PNC Park, Pittsburgh, PA
Mon Jul 16 2007, 7:05 PM EDT
Att: 16,423 - Partly Cloudy - 81 F

AB 35
R 10
H 8
RBI 10
BB 2
SO 5
LOB 13



Batter	1	2	3	4	5	6	7	8	9	AB	R	H	RBI	BB	SO	LOB	BOTTOM							
13 Nate McLouth, L OBP: 0.312, SLG: 0.368										4	2	2	1	0	1	1								
12 Freddy Sanchez, R OBP: 0.322, SLG: 0.391										5	2	2	0	0	2	4								
25 Adam LaRoche, L OBP: 0.322, SLG: 0.430										3	1	1	1	1	1	1								
Xavier Nady, R OBP: 0.336, SLG: 0.490										3	0	1	1	1	1	2								
41 Ryan Doumit, S OBP: 0.379, SLG: 0.517										5	1	2	2	0	1	2								
Jason Bay, R OBP: 0.328, SLG: 0.422										4	1	1	1	1	2	4								
Jose Castillo, R OBP: 0.279, SLG: 0.339										5	0	1	0	0	0	3								
2 Jack Wilson, R OBP: 0.314, SLG: 0.358										5	1	2	1	0	0	1								
47 John Van Benschoten, R ERA: 4.92	4.0		23	9	6	4	5	1	0	0	0	0	0	0	84	2.500								
34 Matt Herges, R ERA: 7.36	1.0		6	2	2	2	1	1	0	0	0	0	0	0	12	20	18.00	3.000						
Tom Martin, L ERA: 4.97	0.1	H	3	1	0	0	0	1	0	0	0	0	0	7	14	0.00	6.000							
LaTroy Hawkins, R ERA: 3.86	1.1	W	5	2	0	0	0	0	0	0	0	0	0	13	23	0.00	1.500							
50 Jorge Julio, R ERA: 5.52	1.1	H	4	0	0	0	1	0	0	0	0	0	0	8	14	0.00	0.000							
Inning Stats	R: 1 E: 0 K: 2 S: 13	H: 2 LOB: 2 BB: 1 P: 23	R: 0 E: 0 K: 1 S: 7	H: 1 LOB: 0 BB: 0 P: 11	R: 3 E: 0 K: 1 S: 17	H: 5 LOB: 2 BB: 0 P: 28	R: 2 E: 1 K: 1 S: 13	H: 1 LOB: 0 BB: 0 P: 22	R: 2 E: 0 K: 1 S: 12	H: 2 LOB: 1 BB: 1 P: 20	R: 0 E: 0 K: 0 S: 9	H: 1 LOB: 1 BB: 1 P: 19	R: 0 E: 0 K: 1 S: 14	H: 2 LOB: 2 BB: 0 P: 22	R: 0 E: 0 K: 0 S: 5	H: 0 LOB: 0 BB: 0 P: 10	R: 0 E: 0 K: 1 S: 10	H: 0 LOB: 0 BB: 0 P: 15	1B: 12 2B: 2 3B: 0 HR: 0	SF: 2 SAC: 2 DP: 1 HBP: 0	WP: 0 PB: 0 SB: 0 CS: 0	PA: 44		
PITCHER	IP WLS BF H R ER SO BB IBB HBP BLK WP HR S P ERA WHIP	IP WLS BF H R ER SO BB IBB HBP BLK WP HR S P ERA WHIP	IP WLS BF H R ER SO BB IBB HBP BLK WP HR S P ERA WHIP	IP WLS BF H R ER SO BB IBB HBP BLK WP HR S P ERA WHIP	IP WLS BF H R ER SO BB IBB HBP BLK WP HR S P ERA WHIP	IP WLS BF H R ER SO BB IBB HBP BLK WP HR S P ERA WHIP	IP WLS BF H R ER SO BB IBB HBP BLK WP HR S P ERA WHIP	IP WLS BF H R ER SO BB IBB HBP BLK WP HR S P ERA WHIP	IP WLS BF H R ER SO BB IBB HBP BLK WP HR S P ERA WHIP	IP WLS BF H R ER SO BB IBB HBP BLK WP HR S P ERA WHIP	IP WLS BF H R ER SO BB IBB HBP BLK WP HR S P ERA WHIP	IP WLS BF H R ER SO BB IBB HBP BLK WP HR S P ERA WHIP	IP WLS BF H R ER SO BB IBB HBP BLK WP HR S P ERA WHIP	IP WLS BF H R ER SO BB IBB HBP BLK WP HR S P ERA WHIP	IP WLS BF H R ER SO BB IBB HBP BLK WP HR S P ERA WHIP	IP WLS BF H R ER SO BB IBB HBP BLK WP HR S P ERA WHIP	IP WLS BF H R ER SO BB IBB HBP BLK WP HR S P ERA WHIP	IP WLS BF H R ER SO BB IBB HBP BLK WP HR S P ERA WHIP	IP WLS BF H R ER SO BB IBB HBP BLK WP HR S P ERA WHIP	IP WLS BF H R ER SO BB IBB HBP BLK WP HR S P ERA WHIP	IP WLS BF H R ER SO BB IBB HBP BLK WP HR S P ERA WHIP	IP WLS BF H R ER SO BB IBB HBP BLK WP HR S P ERA WHIP	IP WLS BF H R ER SO BB IBB HBP BLK WP HR S P ERA WHIP	IP WLS BF H R ER SO BB IBB HBP BLK WP HR S P ERA WHIP

Colorado Rockies @ Pittsburgh Pirates
PNC Park, Pittsburgh, PA
Mon Jul 16 2007, 7:05 PM EDT
Att: 16,42

Batter	1	2	3	4	5	6	7	8	9	AB	R	H	RBI	BB	SO	LOB	TOP			
3 Willy Taveras, R OBP: 0.372, SLG: 0.392										4	1	1	1	0	0	4	Colorado Rockies @ Pittsburgh Pirates PNC Park, Pittsburgh, PA Tue Jul 17 2007, 7:05 PM EDT Att: 21,604 - Cloudy - 81 F			
19 Ryan Spillborghs, R OBP: 0.345, SLG: 0.525										5	0	1	1	0	1	5				
5 Matt Holliday, R OBP: 0.386, SLG: 0.570											5	0	1	0	0	1		2		
27 Garrett Atkins, R OBP: 0.326, SLG: 0.434											5	1	3	1	0	0		2		
2 Troy Tulowitzki, R OBP: 0.358, SLG: 0.433											5	1	2	0	0	0		2		
8 Yorvit Torrealba, R OBP: 0.335, SLG: 0.395												3	1	1	0	2		1		
10 Jeff Baker, R OBP: 0.296, SLG: 0.343												4	1	1	1	0		1	4	
Jamey Carroll, R OBP: 0.331, SLG: 0.291												3	1	3	1	1		0	0	
Josh Fogg, R OBP: 0.167, SLG: 0.167												3	0	1	0	0		0	3	
60 Manny Corpas, R												0	0	0	0	0		0		
0 0 0 0 0 0 0												0	0	0	0	0	0			
0 0 0 0 0 0 0												0	0	0	0	0	0			
Inning Stats	R: 0 E: 0 K: 0 S: 8	H: 1 LOB: 1 BB: 0 P: 13	R: 4 E: 0 K: 0 S: 14	H: 4 LOB: 1 BB: 1 P: 19	R: 1 E: 0 K: 2 S: 13	H: 2 LOB: 1 BB: 0 P: 22	R: 0 E: 0 K: 1 S: 13	H: 0 LOB: 1 BB: 1 P: 21	R: 0 E: 0 K: 0 S: 6	H: 1 LOB: 1 BB: 0 P: 10	R: 1 E: 0 K: 0 S: 12	H: 2 LOB: 3 BB: 1 P: 24	R: 0 E: 0 K: 0 S: 6	H: 2 LOB: 1 BB: 0 P: 10	R: 0 E: 0 K: 1 S: 9	H: 1 LOB: 1 BB: 0 P: 14	1B: 10 2B: 4 3B: 0 HR: 0	SF: 0 SAC: 1 DP: 2 HBP: 1	WP: 0 PB: 1 SB: 1 CS: 0	PA: 42
PITCHER	IP	WLS	BF	H	R	ER	SO	BB	IBB	HBP	BLK	WP	HR	S	P	ERA	WHIP			
Shane Youman, L ERA: 4.24	5.0	L	23	8	5	4	3	2	0	0	0	0	0	54	88	7.20	2.000			
Masumi Kuwata, R ERA: 6.6	2.0		11	3	1	1	0	1	0	1	0	0	0	19	34	4.50	2.000			
34 John Grabow, L ERA: 5.92	1.0		4	2	0	0	0	0	0	0	0	0	0	6	10	0.00	2.000			
Shawn Chacon, R ERA: 3.58	1.0		4	1	0	0	1	0	0	0	0	0	0	9	14	0.00	1.000			

AB	37
R	6
H	14
RBI	5
BB	3
SO	4
LOB	23



Batter	1	2	3	4	5	6	7	8	9	AB	R	H	RBI	BB	SO	LOB	BOTTOM					
13 Nate McLouth, L OBP: 0.310, SLG: 0.388										4	1	1	1	0	2	0	Colorado Rockies @ Pittsburgh Pirates PNC Park, Pittsburgh, PA Tue Jul 17 2007, 7:05 PM EDT Att: 21,604 - Cloudy - 81 F					
12 Freddy Sanchez, R OBP: 0.324, SLG: 0.391										3	1	1	0	0	0	0						
25 Adam LaRoche, L OBP: 0.318, SLG: 0.425										4	0	0	0	0	1	2						
Xavier Nady, R OBP: 0.338, SLG: 0.493											4	0	2	0	0	1		0				
41 Ryan Doumit, S OBP: 0.376, SLG: 0.511											4	0	1	1	0	2		1				
Jason Bay, R OBP: 0.327, SLG: 0.419											3	0	0	0	1	2		2				
Jose Castillo, R OBP: 0.272, SLG: 0.331											3	0	0	0	0	1						
2 Jack Wilson, R OBP: 0.311, SLG: 0.354											3	0	0	0	0	0						
Shane Youman, L OBP: 0.200, SLG: 0.200											1	0	0	0	0	1		0				
Don Natsopoulos, L OBP: 0.281, SLG: 0.346											0	0	0	0	0	0		0				
Masumi Kuwata, R ERA: 6.6											0	0	0	0	0	0	0					
34 John Grabow, L ERA: 5.92											0	0	0	0	0	0	0					
Josh Phelps, R OBP: 0.340, SLG: 0.350											1	0	0	0	0	0	0					
Shawn Chacon, R ERA: 3.58											0	0	0	0	0	0	0					
Inning Stats	R: 1 E: 0 K: 1 S: 14	H: 3 LOB: 2 BB: 0 P: 23	R: 0 E: 0 K: 1 S: 7	H: 0 LOB: 0 BB: 0 P: 11	R: 1 E: 0 K: 1 S: 11	H: 2 LOB: 1 BB: 0 P: 17	R: 0 E: 0 K: 0 S: 5	H: 0 LOB: 0 BB: 0 P: 6	R: 0 E: 0 K: 1 S: 11	H: 0 LOB: 0 BB: 0 P: 17	R: 0 E: 0 K: 1 S: 8	H: 0 LOB: 0 BB: 1 P: 14	R: 0 E: 0 K: 0 S: 5	H: 0 LOB: 0 BB: 0 P: 12	R: 0 E: 0 K: 1 S: 9	H: 0 LOB: 1 BB: 0 P: 13	R: 0 E: 0 K: 3 S: 12	H: 0 LOB: 0 BB: 0 P: 12	1B: 3 2B: 1 3B: 0 HR: 1	SF: 0 SAC: 0 DP: 1 HBP: 1	WP: 0 PB: 0 SB: 0 CS: 0	PA: 33
PITCHER	IP	WLS	BF	H	R	ER	SO	BB	IBB	HBP	BLK	WP	HR	S	P	ERA	WHIP					
Josh Fogg, R ERA: 5.15	7.0	W	26	5	2	2	5	1	0	0	0	0	0	61	100	2.57	0.857					
Jeremy Affeldt, L ERA: 2.79	1.0		4	0	0	0	1	0	0	1	0	0	0	9	13	0.00	0.000					
60 Manny Corpas, R ERA: 2.35	1.0		3	0	0	0	3	0	0	0	0	0	0	12	12	0.00	0.000					

AB	31
R	2
H	5
RBI	2
BB	1
SO	9
LOB	6



Batter	1	2	3	4	5	6	7	8	9	AB	R	H	RBI	BB	SO	LOB	TOP					
18 Cory Sullivan, L (1.8) OBP: 0.395, SLG: 0.361	G4-3		F7		P6			G4-3		4	0	0	0	0	0	1	Colorado Rockies @ Pittsburgh Pirates PNC Park, Pittsburgh, PA Wed Jul 18 2007, 12:35 PM EDT Att: 19,285 - Cloudy - 75 F					
Kazuo Matsui, S (1.4) OBP: 0.333, SLG: 0.442	G3		K			5 G2-3 17 HR		L4		4	1	1	0	0	1	1						
5 Matt Holliday, R (1.7) OBP: 0.384, SLG: 0.565	K			4-2		G2-3		K		3	1	0	0	1	2	1						
17 Todd Helton, L (1.3) OBP: 0.440, SLG: 0.473		1-3		1-0					4-2	3	1	1	2	1	1	1						
27 Garrett Atkins, R (1.5) OBP: 0.326, SLG: 0.431		3-3		1-1					4-2	3	0	0	0	1	1	1						
11 Brad Hawpe, L (1.9) OBP: 0.391, SLG: 0.556		0-3		0-0					2-3	4	1	1	2	0	2	2						
2 Troy Tulowitzki, R (1.6) OBP: 0.357, SLG: 0.434			2-2	0-3					0-1	4	1	1	0	0	2	2						
20 Chris Iannetta, R (1.2) OBP: 0.317, SLG: 0.309			0-0						1-3	4	0	0	0	0	1	3						
26 Jeff Francis, L (1.1) OBP: 0.194, SLG: 0.206			3-2							3	0	1	1	0	1	0						
50 Jorge Julio, R (8.1)										0	0	0	0	0	0	0						
60 Manny Corpas, R (9.1)										0	0	0	0	0	0	0						
Inning Stats	R: 0 E: 0 K: 1 S: 9	H: 0 LOB: 0 BB: 0 P: 11	R: 0 E: 0 K: 3 S: 11	H: 0 LOB: 0 BB: 0 P: 15	R: 0 E: 0 K: 1 S: 14	H: 2 LOB: 1 BB: 0 P: 19	R: 2 E: 0 K: 1 S: 9	H: 1 LOB: 0 BB: 1 P: 15	R: 0 E: 0 K: 0 S: 6	H: 0 LOB: 0 BB: 0 P: 8	R: 2 E: 0 K: 0 S: 12	H: 2 LOB: 0 BB: 0 P: 17	R: 0 E: 0 K: 2 S: 10	H: 0 LOB: 0 BB: 0 P: 14	R: 0 E: 0 K: 1 S: 8	H: 0 LOB: 2 BB: 2 P: 8	R: 0 E: 0 K: 2 S: 18	H: 0 LOB: 2 BB: 2 P: 29	1B: 2 2B: 1 3B: 0 HR: 2	SF: 0 SAC: 0 DP: 0 HBP: 0	WP: 0 PB: 0 SB: 0 CS: 0	PA: 35
PITCHER	IP	WLS	BF	H	R	ER	SO	BB	IBB	HBP	BLK	WP	HR	S	P	ERA	WHIP					
45 Ian Snell, R (1.1) ERA: 3.31	6.0	L	24	5	5	5	6	1	0	0	0	0	2	61	85	7.50	1.000					
34 John Grabow, L (7.1) ERA: 5.47	2.0		6	0	0	0	3	0	0	0	0	0	0	18	22	0.00	0.000					
Damaso Marte, L (9.1) ERA: 1.55	0.1		3	0	0	0	1	2	0	0	0	0	0	12	22	0.00	6.000					
16 Salomon Torres, R (9.1) ERA: 4.99	0.2		2	0	0	0	1	0	0	0	0	0	0	6	7	0.00	0.000					

AB	32
R	5
H	5
RBI	5
BB	3
SO	11
LOB	12



Batter	1	2	3	4	5	6	7	8	9	AB	R	H	RBI	BB	SO	LOB	BOTTOM					
Rajai Davis, R (1.8) OBP: 0.358, SLG: 0.333	12 2B 25 G4-3 1B		FC3-6 12 CS			K				4	1	2	0	0	1	1	Colorado Rockies @ Pittsburgh Pirates PNC Park, Pittsburgh, PA Wed Jul 18 2007, 12:35 PM EDT Att: 19,285 - Cloudy - 75 F					
12 Freddy Sanchez, R (1.4) OBP: 0.326, SLG: 0.403	25 G4-3 2B		P6							4	1	2	1	0	1	2						
25 Adam LaRoche, L (1.3) OBP: 0.317, SLG: 0.432	G4-3			3-2						4	1	1	2	0	1	1						
Xavier Nady, R (1.9) OBP: 0.334, SLG: 0.487	K			2-3						4	0	0	0	0	2	1						
Jason Bay, R (1.7) OBP: 0.327, SLG: 0.417	K			1-0						4	0	1	0	0	1	1						
Jose Castillo, R (1.5) OBP: 0.271, SLG: 0.328		0-0								4	0	1	0	0	2	1						
26 Ronny Paulino, R (1.2) OBP: 0.282, SLG: 0.354		2-0								3	0	0	0	0	0	2						
2 Jack Wilson, R (1.6) OBP: 0.309, SLG: 0.351		1-0								3	0	0	0	0	0	1						
45 Ian Snell, R (1.1) ERA: 3.31										1	0	1	0	0	0	0						
Matt Kilgus, S (6.9) ERA: 4.07										1	0	0	0	0	0	0						
34 John Grabow, L (7.1) ERA: 5.47										0	0	0	0	0	0	0						
13 Nate McLouth, L (8.9) OBP: 0.336, SLG: 0.385										1	0	0	0	0	0	0						
Damaso Marte, L (9.1) ERA: 1.55										0	0	0	0	0	0	0						
16 Salomon Torres, R (9.1) ERA: 4.99										0	0	0	0	0	0	0						
Inning Stats	R: 1 E: 0 K: 2 S: 14	H: 2 LOB: 1 BB: 0 P: 21	R: 0 E: 0 K: 0 S: 3	H: 1 LOB: 0 BB: 0 P: 6	R: 0 E: 0 K: 0 S: 7	H: 1 LOB: 0 BB: 0 P: 9	R: 0 E: 0 K: 1 S: 8	H: 0 LOB: 0 BB: 0 P: 14	R: 0 E: 0 K: 0 S: 5	H: 0 LOB: 0 BB: 0 P: 8	R: 1 E: 0 K: 2 S: 12	H: 1 LOB: 1 BB: 0 P: 19	R: 0 E: 0 K: 1 S: 10	H: 1 LOB: 1 BB: 0 P: 17	R: 0 E: 0 K: 1 S: 7	H: 1 LOB: 0 BB: 0 P: 10	R: 1 E: 0 K: 1 S: 14	H: 1 LOB: 0 BB: 0 P: 20	1B: 5 2B: 1 3B: 0 HR: 2	SF: 0 SAC: 0 DP: 1 HBP: 0	WP: 1 PB: 0 SB: 0 CS: 1	PA: 33
PITCHER	IP	WLS	BF	H	R	ER	SO	BB	IBB	HBP	BLK	WP	HR	S	P	ERA	WHIP					
26 Jeff Francis, L (1.1) ERA: 4.07	7.0	W	25	6	2	2	6	0	0	0	0	0	1	59	94	2.57	0.857					
50 Jorge Julio, R (8.1) ERA: 5.34	1.0	H	4	1	0	0	1	0	0	0	0	1	0	7	10	0.00	1.000					
60 Manny Corpas, R (9.1) ERA: 2.49	1.0	S	4	1	1	1	1	0	0	0	0	0	1	14	20	9.00	1.000					



Batter	1	2	3	4	5	6	7	8	9	AB	R	H	RBI	BB	SO	LOB	TOP										
Craig Biggio, R (1,4) OBP: 0.290, SLG: 0.384 Brad Lidge, R (9,1)	F8		G5-3		G6-3		K		FC6-4	5	0	0	0	0	1	6											
Chris Burke, R (1,9) OBP: 0.325, SLG: 0.361	45 HR		P4				G4-6-3		P2	4	1	2	0	0	0	0											
9 Hunter Pence, R (1,8) OBP: 0.353, SLG: 0.564	K				G6-3		G4-6-3		G3	4	0	0	0	0	1	2											
45 Carlos Lee, R (1,7) OBP: 0.354, SLG: 0.523	HR				G1-3		G6-3		E5	4	1	1	2	0	0	0											
Mark Loretta, R (1,3) OBP: 0.384, SLG: 0.407	F8								K	4	0	2	0	0	1	1											
Morgan Ensberg, R (1,5) OBP: 0.324, SLG: 0.377					P3																						
Eric Bruntlett, R (1,6) OBP: 0.390, SLG: 0.300	F8								SH1-3	2	0	0	0	0	0	3											
Brad Ausmus, R (1,2) OBP: 0.325, SLG: 0.331	G6-4-3								K	3	0	0	0	1	2	3											
44 Roy Oswalt, R (1,1) OBP: 0.136, SLG: 0.140 Dan Wheeler, R (7,1)																											
Mike Lamb, L (9,PH) OBP: 0.379, SLG: 0.482									FC6-4	3	0	0	0	0	1	4											
Inning Stats	R: 2 E: 0 K: 1 S: 11	H: 2 LOB: 0 BB: 0 P: 20	R: 0 E: 0 K: 0 S: 6	H: 1 LOB: 0 BB: 0 P: 10	R: 0 E: 0 K: 1 S: 10	H: 0 LOB: 0 BB: 0 P: 15	R: 0 E: 0 K: 0 S: 9	H: 1 LOB: 1 BB: 0 P: 12	R: 0 E: 0 K: 1 S: 8	H: 0 LOB: 1 BB: 0 P: 13	R: 0 E: 0 K: 0 S: 5	H: 1 LOB: 0 BB: 0 P: 8	R: 0 E: 0 K: 1 S: 22	H: 1 LOB: 3 BB: 2 P: 34	R: 0 E: 1 K: 1 S: 14	H: 0 LOB: 1 BB: 0 P: 18	R: 0 E: 0 K: 1 S: 11	H: 1 LOB: 2 BB: 1 P: 19	1B: 5 2B: 1 3B: 0 HR: 1	SF: 0 SAC: 1 DP: 2 HBP: 1	WP: 0 PB: 0 SB: 1 CS: 0	PA: 37					
PITCHER	IP	WLS	BF	H	R	ER	SO	BB	IBB	HBP	BLK	WP	HR	S	P	ERA	WHIP										
24 Tom Gorzelanny, L (1,1) ERA: 3.2	7.0	L	28	6	2	2	4	2	0	1	0	0	1	71	112	2.57	1.143										
Shawn Chacon, R (8,1) ERA: 3.53	1.0		4	0	0	0	1	0	0	0	0	0	0	14	18	0.00	0.000										
55 Matt Capps, R (9,1) ERA: 2.28	1.0		5	1	0	0	1	0	1	0	0	0	0	11	19	0.00	1.000										

Houston Astros @ Pittsburgh Pirates
PNC Park, Pittsburgh, PA
Fri Jul 20 2007, 7:05 PM EDT
Att: 33,541 - Partly Cloudy - 72 F

AB 32
R 2
H 7
RBI 2
BB 3
SO 6
LOB 20



Batter	1	2	3	4	5	6	7	8	9	AB	R	H	RBI	BB	SO	LOB	BOTTOM										
13 Nate McLouth, L (1,8) OBP: 0.311, SLG: 0.388	P6		K				G4-6-3			4	0	1	0	0	1	3											
Matt Kata, S (1,5) OBP: 0.244, SLG: 0.300	G6-3		FC4-6		G1-3					5	0	1	0	0	1	5											
12 Freddy Sanchez, R (1,4) OBP: 0.324, SLG: 0.403	F9						F7			5	1	1	0	0	1	4											
25 Adam LaRoche, L (1,3) OBP: 0.322, SLG: 0.437																											
41 Ryan Doumit, S (1,9) OBP: 0.369, SLG: 0.500																											
Jason Bay, R (1,7) OBP: 0.326, SLG: 0.415																											
26 Ronny Paulino, R (1,2) OBP: 0.349, SLG: 0.360 Rajai Davis, R (9,PR) OBP: 0.358, SLG: 0.333																											
2 Jack Wilson, R (1,6) OBP: 0.306, SLG: 0.348																											
24 Tom Gorzelanny, R (1,1) ERA: 3.8 Josh Phelps, R (7,PH) OBP: 0.349, SLG: 0.351 Shawn Chacon, R (8,1) OBP: 0.273, SLG: 0.273 55 Matt Capps, R (9,1) OBP: 1.000, SLG: 1.000 Xavier Nady, R (9,PH) OBP: 0.336, SLG: 0.487																											
Inning Stats	R: 0 E: 0 K: 0 S: 7	H: 0 LOB: 0 BB: 0 P: 9	R: 0 E: 0 K: 1 S: 10	H: 1 LOB: 1 BB: 0 P: 13	R: 0 E: 0 K: 1 S: 8	H: 1 LOB: 1 BB: 0 P: 12	R: 1 E: 0 K: 1 S: 11	H: 2 LOB: 1 BB: 0 P: 18	R: 0 E: 0 K: 0 S: 11	H: 1 LOB: 1 BB: 0 P: 15	R: 0 E: 0 K: 0 S: 7	H: 1 LOB: 1 BB: 0 P: 13	R: 0 E: 0 K: 1 S: 10	H: 1 LOB: 2 BB: 1 P: 22	R: 0 E: 0 K: 2 S: 14	H: 1 LOB: 3 BB: 1 P: 18	R: 0 E: 0 K: 2 S: 12	H: 1 LOB: 1 BB: 1 P: 18	1B: 4 2B: 5 3B: 0 HR: 0	SF: 0 SAC: 1 DP: 1 HBP: 2	WP: 0 PB: 0 SB: 0 CS: 0	PA: 39					
PITCHER	IP	WLS	BF	H	R	ER	SO	BB	IBB	HBP	BLK	WP	HR	S	P	ERA	WHIP										
44 Roy Oswalt, R (1,1) ERA: 3.8	6.0	W	25	7	1	1	4	0	0	0	0	0	0	57	84	1.50	1.167										
Dan Wheeler, R (7,1) ERA: 5.1	2.0	H	8	1	0	0	3	1	0	1	0	0	0	21	33	0.00	1.000										
Brad Lidge, R (9,1) ERA: 2.09	1.0	S	6	1	0	0	2	1	0	1	0	0	0	12	18	0.00	2.000										

Houston Astros @ Pittsburgh Pirates
PNC Park, Pittsburgh, PA
Fri Jul 20 2007, 7:05 PM EDT
Att: 33,541 - Partly Cloudy - 72 F

AB 34
R 1
H 9
RBI 1
BB 2
SO 9
LOB 25



Batter	1	2	3	4	5	6	7	8	9	AB	R	H	RBI	BB	SO	LOB	TOP				
Chris Burke, R OBP: 0.316, SLG: 0.351	F7		L4		L4		K		K	5	0	0	0	0	2	4					
9 Hunter Pence, R OBP: 0.354, SLG: 0.565	1B		F8		F9		2B		G4-3	5	0	2	1	0	0	2					
Mark Loretta, R OBP: 0.384, SLG: 0.404	1B				G1-3		G5-3		45 DI BB	4	0	1	0	1	0	2					
45 Carlos Lee, R OBP: 0.352, SLG: 0.519	K				1B		G1-3		G3	5	0	1	0	0	2	3					
Morgan Ensberg, R OBP: 0.322, SLG: 0.374	K				K		K		1B	4	1	1	0	0	3	3					
Mike Lamb, L OBP: 0.385, SLG: 0.502					G3				1B	4	1	3	1	0	0	1					
Eric Bruntlett, R OBP: 0.413, SLG: 0.333									1B	4	1	3	1	0	0	1					
Brad Ausmus, R OBP: 0.327, SLG: 0.328									1B	2	0	0	0	2	1	2					
51 Wandy Rodriguez, S ERA: 2.96, SLG: 0.207 Chad Qualls, R ERA: 3.75 Craig Biggio, R ERA: 3.75 Matt Albers, R ERA: 5.76 17 Lance Berkman, S ERA: 4.2 Dave Borkowski, R ERA: 4.2					G1-3				K	1	0	0	0	0	0	0					
Inning Stats	R: 0 E: 0 K: 2 S: 14	H: 2 LOB: 2 BB: 0 P: 19	R: 0 E: 0 K: 0 S: 5	H: 1 LOB: 0 BB: 0 P: 8	R: 0 E: 0 K: 0 S: 8	H: 0 LOB: 0 BB: 0 P: 13	R: 0 E: 0 K: 1 S: 9	H: 1 LOB: 1 BB: 0 P: 13	R: 0 E: 0 K: 0 S: 6	H: 0 LOB: 0 BB: 0 P: 12	R: 2 E: 0 K: 1 S: 16	H: 3 LOB: 2 BB: 1 P: 24	R: 1 E: 0 K: 2 S: 18	H: 3 LOB: 2 BB: 0 P: 26	R: 0 E: 0 K: 2 S: 10	H: 0 LOB: 1 BB: 1 P: 21	1B: 9 2B: 1 3B: 0 HR: 1	SF: 0 SAC: 1 DP: 1 HBP: 0	WP: 0 PB: 0 SB: 0 CS: 0	PA: 40	
PITCHER	IP	WLS	BF	H	R	ER	SO	BB	IBB	HBP	BLK	WP	HR	S	P	ERA	WHIP				
28 Paul Maholm, L ERA: 4.57	6.2	W	29	8	2	2	5	2	0	0	0	0	1	60	96	2.70	1.500				
16 Salomon Torres, R ERA: 5.12	1.0	H	6	3	1	1	1	0	0	0	0	0	0	17	25	9.00	3.000				
Damaso Marte, L ERA: 1.53	0.1	H	1	0	0	0	1	0	0	0	0	0	0	7	9	0.00	0.000				
Shawn Chacon, R ERA: 3.48	1.0		4	0	0	0	2	1	0	0	0	0	0	10	21	0.00	1.000				

Houston Astros @ Pittsburgh Pirates
PNC Park, Pittsburgh, PA
Sat Jul 21 2007, 7:15 PM EDT
Att: 32,068 - Partly Cloudy - 74 F

AB	36
R	3
H	11
RBI	3
BB	3
SO	9
LOB	22



Batter	1	2	3	4	5	6	7	8	9	AB	R	H	RBI	BB	SO	LOB	BOTTOM				
Matt Kata, S OBP: 0.256, SLG: 0.321	K						G3-1			4	2	2	1	0	1	0					
12 Freddy Sanchez, R OBP: 0.329, SLG: 0.414	K									3	3	2	1	1	1	0					
25 Adam LaRoche, L OBP: 0.326, SLG: 0.441	G4-3									4	0	3	2	0	0	0					
Xavier Nady, R OBP: 0.335, SLG: 0.482										3	0	0	1	0	1	3					
Jason Bay, R OBP: 0.323, SLG: 0.412										2	0	0	2	0	1	0					
41 Ryan Doumit, S OBP: 0.397, SLG: 0.500 Shawn Chacon, R OBP: 0.273, SLG: 0.273										4	0	1	0	0	2	3					
26 Ronny Paulino, R OBP: 0.285, SLG: 0.359										4	0	1	0	0	0	3					
2 Jack Wilson, R OBP: 0.305, SLG: 0.347										4	1	1	0	0	0	2					
28 Paul Maholm, L OBP: 0.184, SLG: 0.162 16 Salomon Torres, R ERA: 5.12 Damaso Marte, L ERA: 1.53 13 Nate McLouth, L OBP: 0.311, SLG: 0.388										3	1	0	0	0	2	1					
Inning Stats	R: 0 E: 0 K: 2 S: 12	H: 0 LOB: 0 BB: 0 P: 18	R: 0 E: 0 K: 1 S: 10	H: 0 LOB: 0 BB: 0 P: 16	R: 0 E: 0 K: 1 S: 8	H: 0 LOB: 0 BB: 0 P: 10	R: 2 E: 0 K: 0 S: 16	H: 3 LOB: 2 BB: 0 P: 23	R: 4 E: 1 K: 2 S: 13	H: 3 LOB: 1 BB: 1 P: 24	R: 0 E: 0 K: 1 S: 7	H: 1 LOB: 0 BB: 0 P: 9	R: 1 E: 0 K: 0 S: 8	H: 2 LOB: 0 BB: 0 P: 15	R: 0 E: 0 K: 1 S: 11	H: 1 LOB: 1 BB: 0 P: 16	1B: 7 2B: 2 3B: 0 HR: 1	SF: 2 SAC: 0 DP: 2 HBP: 1	WP: 0 PB: 0 SB: 0 CS: 0	PA: 35	
PITCHER	IP	WLS	BF	H	R	ER	SO	BB	IBB	HBP	BLK	WP	HR	S	P	ERA	WHIP				
51 Wandy Rodriguez, L ERA: 4.46	5.0	L	25	7	6	4	6	0	0	0	0	0	0	60	93	7.20	1.400				
Chad Qualls, R ERA: 3.75	1.0		2	0	0	0	1	0	0	0	0	0	0	6	7	0.00	0.000				
Matt Albers, R ERA: 5.76	1.0		4	2	1	1	0	0	0	0	0	0	1	8	15	9.00	2.000				
Dave Borkowski, R ERA: 4.2	1.0		4	1	0	0	1	0	0	0	0	0	0	11	16	0.00	1.000				

Houston Astros @ Pittsburgh Pirates
PNC Park, Pittsburgh, PA
Sat Jul 21 2007, 7:15 PM EDT
Att: 32,068 - Partly Cloudy - 74 F

AB	31
R	7
H	10
RBI	7
BB	1
SO	8
LOB	12



Batter	1	2	3	4	5	6	7	8	9	AB	R	H	RBI	BB	SO	LOB	TOP					
Chris Burke, R OBP: 0.315, SLG: 0.345 (1, 9)	F8			P4		G6-3				3	0	0	0	1	0	1						
9 Hunter Pence, R OBP: 0.355, SLG: 0.564 Luke Scott, L OBP: 0.328, SLG: 0.459 (1, 8)	G5-4-3 1B			P3						2	0	1	0	0	0	0						
Mark Loretta, R OBP: 0.383, SLG: 0.400 (1, 4)	G5-4-3 1-2					G5-3				3	0	0	0	1	0	2						
45 Carlos Lee, R OBP: 0.349, SLG: 0.513 (1, 7)		F7								4	0	0	0	0	0	1						
Morgan Ensberg, R OBP: 0.317, SLG: 0.367 (1, 5)		F7				G4-3				4	0	0	0	0	1	0						
Mike Lamb, L OBP: 0.380, SLG: 0.495 (1, 3)						F8				3	0	0	0	0	1	0						
Eric Bruntlett, R OBP: 0.394, SLG: 0.316 (1, 6)						F8				3	0	0	0	0	0	0						
Brad Ausmus, R OBP: 0.331, SLG: 0.332 (1, 2)						G5-3				3	1	2	0	0	0	0						
Woody Williams, R OBP: 0.100, SLG: 0.175 Brad Lidge, R (9, 1)						K				2	0	0	0	0	1	1						
										0	0	0	0	0	0	0						
Inning Stats	R: 0 E: 0 K: 0 S: 6	H: 1 LOB: 0 BB: 0 P: 8	R: 0 E: 0 K: 1 S: 6	H: 0 LOB: 0 BB: 0 P: 10	R: 0 E: 0 K: 1 S: 10	H: 0 LOB: 0 BB: 0 P: 13	R: 0 E: 0 K: 0 S: 5	H: 0 LOB: 1 BB: 1 P: 11	R: 0 E: 0 K: 0 S: 4	H: 0 LOB: 0 BB: 0 P: 7	R: 1 E: 0 K: 0 S: 12	H: 2 LOB: 1 BB: 0 P: 17	R: 0 E: 0 K: 0 S: 10	H: 0 LOB: 0 BB: 0 P: 15	R: 0 E: 0 K: 1 S: 15	H: 1 LOB: 2 BB: 0 P: 24	R: 0 E: 0 K: 1 S: 7	H: 0 LOB: 0 BB: 0 P: 11	1B: 4 2B: 0 3B: 0 HR: 0	SF: 0 SAC: 1 DP: 1 HBP: 0	WP: 0 PB: 0 SB: 0 CS: 0	PA: 32
PITCHER	IP	WLS	BF	H	R	ER	SO	BB	IBB	HBP	BLK	WP	HR	S	P	ERA	WHIP					
Shane Youman, L ERA: 3.24 55 Matt Capps, R ERA: 2.24	(1, 1)	8.0	L	29	4	1	1	3	2	0	0	0	0	0	68	105	1.12	0.750				
(9, 1)	1.0	3	0	0	0	0	1	0	0	0	0	0	0	7	11	0.00	0.000					

Houston Astros @ Pittsburgh Pirates
PNC Park, Pittsburgh, PA
Sun Jul 22 2007, 1:35 PM EDT
Att: 22,404 - Partly Cloudy - 75 F

AB	29
R	1
H	4
RBI	1
BB	2
SO	4
LOB	7



Batter	1	2	3	4	5	6	7	8	9	AB	R	H	RBI	BB	SO	LOB	BOTTOM					
13 Nate McLouth, L OBP: 0.303, SLG: 0.377 (1, 8)	K									4	0	0	0	0	1	0						
Matt Kata, S OBP: 0.266, SLG: 0.341 (1, 5)										4	0	2	0	0	1	0						
12 Freddy Sanchez, R OBP: 0.326, SLG: 0.409 (1, 4)	L9									4	0	0	0	0	1	2						
25 Adam LaRoche, L OBP: 0.326, SLG: 0.439 Rajai Davis, R OBP: 0.356, SLG: 0.333 (9, PR)	G3-1									4	0	1	0	0	0	2						
Xavier Nady, R OBP: 0.334, SLG: 0.479 (1, 9)										0	0	0	0	0	0	0						
Jason Bay, R OBP: 0.323, SLG: 0.412 (1, 7)										3	0	1	0	0	0	1						
41 Ryan Doumit, S OBP: 0.362, SLG: 0.492 (1, 2)										3	0	0	0	0	1	2						
Cesar Izturis, S OBP: 0.298, SLG: 0.304 (1, 6)										3	0	1	0	0	0	0						
Shane Youman, L OBP: 0.143, SLG: 0.143 Josh Phelps, R OBP: 0.348, SLG: 0.347 55 Matt Capps, R OBP: 1.000, SLG: 1.000 (8, PH)										2	0	0	0	0	1	2						
										1	0	0	0	0	0	0						
										0	0	0	0	0	0	0						
Inning Stats	R: 0 E: 0 K: 1 S: 11	H: 1 LOB: 1 BB: 0 P: 14	R: 0 E: 0 K: 0 S: 6	H: 0 LOB: 0 BB: 0 P: 8	R: 0 E: 0 K: 1 S: 6	H: 0 LOB: 0 BB: 0 P: 9	R: 0 E: 0 K: 0 S: 3	H: 1 LOB: 0 BB: 0 P: 4	R: 0 E: 0 K: 0 S: 11	H: 2 LOB: 2 BB: 0 P: 18	R: 0 E: 0 K: 0 S: 6	H: 0 LOB: 0 BB: 0 P: 9	R: 0 E: 0 K: 1 S: 11	H: 1 LOB: 1 BB: 0 P: 19	R: 0 E: 0 K: 0 S: 8	H: 0 LOB: 0 BB: 0 P: 11	R: 0 E: 0 K: 3 S: 12	H: 1 LOB: 1 BB: 0 P: 17	1B: 5 2B: 1 3B: 0 HR: 0	SF: 0 SAC: 0 DP: 1 HBP: 0	WP: 1 PB: 0 SB: 0 CS: 0	PA: 32
PITCHER	IP	WLS	BF	H	R	ER	SO	BB	IBB	HBP	BLK	WP	HR	S	P	ERA	WHIP					
Woody Williams, R ERA: 5.03 Brad Lidge, R ERA: 2.04	(1, 1)	8.0	W	28	5	0	3	0	0	0	0	0	0	62	92	0.00	0.625					
(9, 1)	1.0	S	4	1	0	0	3	0	0	0	0	1	0	12	17	0.00	1.000					

Houston Astros @ Pittsburgh Pirates
PNC Park, Pittsburgh, PA
Sun Jul 22 2007, 1:35 PM EDT
Att: 22,404 - Partly Cloudy - 75 F

AB	32
R	0
H	6
RBI	0
BB	0
SO	6
LOB	10



Batter	1	2	3	4	5	6	7	8	9	AB	R	H	RBI	BB	SO	LOB	TOP			
Matt Kata, S OBP: 0.255, SLG: 0.326 (1, 5)										4	0	0	0	0	2	0				
12 Freddy Sanchez, R OBP: 0.325, SLG: 0.408 (1, 4)										4	0	1	0	0	1	0				
25 Adam LaRoche, L OBP: 0.325, SLG: 0.436 (1, 3)										4	1	1	0	0	0	1				
Xavier Nady, R OBP: 0.336, SLG: 0.486 (1, 8)										4	1	2	1	0	1	1				
41 Ryan Doumit, S OBP: 0.355, SLG: 0.482 (1, 9)										4	0	0	0	0	0	2				
Jason Bay, R OBP: 0.327, SLG: 0.432 (1, 7)										4	2	3	3	0	0	0				
26 Ronny Paulino, R OBP: 0.284, SLG: 0.355 (1, 2)										3	0	0	0	1	1	1				
2 Jack Wilson, R OBP: 0.302, SLG: 0.342 (1, 6)										4	0	0	0	0	1	2				
45 Ian Snell, R Raja Davis, R Tony Armas, R 13 Nate McLouth, L 34 John Grabow, L Masumi Kuwata, R (1, 1) (5, PH) (5, 1) (7, PH) (7, 1) (8, 1)										1	0	0	0	0	1	1				
Inning Stats	R: 1 E: 0 K: 1 S: 12	H: 2 LOB: 1 BB: 0 P: 17	R: 0 E: 0 K: 3 S: 13	H: 1 LOB: 1 BB: 0 P: 16	R: 0 E: 0 K: 0 S: 11	H: 1 LOB: 1 BB: 0 P: 19	R: 1 E: 0 K: 0 S: 8	H: 1 LOB: 0 BB: 0 P: 11	R: 0 E: 0 K: 1 S: 9	H: 0 LOB: 0 BB: 0 P: 14	R: 0 E: 0 K: 0 S: 5	H: 0 LOB: 1 BB: 1 P: 11	R: 0 E: 0 K: 1 S: 6	H: 0 LOB: 0 BB: 0 P: 9	R: 2 E: 0 K: 0 S: 9	H: 2 LOB: 0 BB: 0 P: 16	1B: 3 2B: 2 3B: 0 HR: 2	SF: 0 SAC: 0 DP: 0 HBP: 0	WP: 0 PB: 0 SB: 0 CS: 0	PA: 35
PITCHER	IP WLS BF H R ER SO BB IBB HBP BLK WP HR S P ERA WHIP																			
33 John Maine, R ERA: 3.04 (1, 1)	7.0 W 27 5 2 2 7 1 0 0 0 0 0 1 67 103 2.57 0.857																			
Aaron Heilman, R ERA: 3.73 (8, 1)	1.0 3 0 0 0 1 0 0 0 0 0 0 0 6 9 0.00 0.000																			
59 Guillermo Mota, R ERA: 5.97 (9, 1)	1.0 5 2 2 2 0 0 0 0 0 0 0 1 9 16 18.00 2.000																			

Pittsburgh Pirates @ New York Mets
Shea Stadium, Flushing, NY
Tue Jul 24 2007, 7:10 PM EDT
Att: 49,122 - Partly Cloudy - 76 F

AB 34
R 4
H 7
RBI 4
BB 1
SO 8
LOB 9



Batter	1	2	3	4	5	6	7	8	9	AB	R	H	RBI	BB	SO	LOB	BOTTOM			
7 José Reyes, S OBP: 0.382, SLG: 0.450 (1, 6)										5	1	2	0	0	0	1				
Ruben Gelay, S OBP: 0.371, SLG: 0.505 (1, 4)										4	1	2	1	0	1	1				
15 Carlos Beltrán, S OBP: 0.340, SLG: 0.483 (1, 8)										4	0	1	0	0	3	1				
5 David Wright, R OBP: 0.375, SLG: 0.505 (1, 5)										3	0	0	1	0	1	0				
21 Carlos Delgado, L OBP: 0.319, SLG: 0.441 (1, 3)										4	0	1	0	0	1	1				
16 Paul Lo Duca, R OBP: 0.312, SLG: 0.357 (1, 2)										4	2	2	0	0	0	2				
Shawn Green, L OBP: 0.319, SLG: 0.410 (1, 9)										4	1	1	1	0	1	2				
Lastings Milledge, R OBP: 0.289, SLG: 0.452 (1, 7)										3	2	3	3	0	0	0				
33 John Maine, R OBP: 0.200, SLG: 0.200 Aaron Heilman, R (1, 1) (8, 1)										1	1	1	2	0	0	0				
23 Marlon Anderson, L OBP: 0.302, SLG: 0.231 59 Guillermo Mota, R (1, 1) (9, 1)										0	0	0	0	0	0	0				
Inning Stats	R: 2 E: 0 K: 1 S: 15	H: 3 LOB: 1 BB: 0 P: 19	R: 0 E: 0 K: 1 S: 9	H: 2 LOB: 2 BB: 0 P: 9	R: 0 E: 0 K: 2 S: 8	H: 0 LOB: 0 BB: 0 P: 11	R: 4 E: 0 K: 1 S: 17	H: 5 LOB: 1 BB: 0 P: 24	R: 0 E: 0 K: 0 S: 9	H: 1 LOB: 1 BB: 0 P: 15	R: 0 E: 0 K: 1 S: 11	H: 0 LOB: 1 BB: 0 P: 14	R: 0 E: 0 K: 1 S: 8	H: 0 LOB: 0 BB: 0 P: 10	R: 2 E: 0 K: 0 S: 13	H: 2 LOB: 0 BB: 0 P: 19	1B: 8 2B: 3 3B: 0 HR: 2	SF: 1 SAC: 2 DP: 0 HBP: 1	WP: 1 PB: 0 SB: 1 CS: 0	PA: 37
PITCHER	IP WLS BF H R ER SO BB IBB HBP BLK WP HR S P ERA WHIP																			
45 Ian Snell, R ERA: 3.62 (5, 1)	2.0 8 1 0 0 1 0 0 1 0 0 0 20 29 0.00 0.500																			
34 John Grabow, L ERA: 5.27 (7, 1)	1.0 3 0 0 0 1 0 0 0 0 0 0 8 10 0.00 0.000																			
Masumi Kuwata, R ERA: 7.31 (8, 1)	1.0 5 2 2 2 0 0 0 0 0 0 0 1 13 19 18.00 2.000																			

Pittsburgh Pirates @ New York Mets
Shea Stadium, Flushing, NY
Tue Jul 24 2007, 7:10 PM EDT
Att: 49,122 - Partly Cloudy - 76 F

AB 33
R 8
H 13
RBI 8
BB 0
SO 7
LOB 8



Batter	1	2	3	4	5	6	7	8	9	AB	R	H	RBI	BB	SO	LOB	TOP				
13 Nate McLouth, L OBP: 0.304, SLG: 0.371										4	1	1	0	0	1	1					
12 Freddy Sanchez, R OBP: 0.328, SLG: 0.411										4	1	2	0	1	0	1					
25 Adam LaRoche, L OBP: 0.324, SLG: 0.433										3	0	0	1	1	1	2					
Jason Bay, R OBP: 0.329, SLG: 0.440										3	1	1	2	1	0	1					
Xavier Nady, R OBP: 0.335, SLG: 0.486										4	0	1	0	0	0	3					
41 Ryan Doumit, S OBP: 0.348, SLG: 0.472										4	0	0	0	0	2	1					
Jose Castillo, R Shawn Chacon, R										4	0	1	0	0	0	0					
2 Jack Wilson, R OBP: 0.301, SLG: 0.341										4	0	1	0	0	0	1					
24 Tom Gorzelanny, R Tony Armas, R Masumi Kuwata, R Rajai Davis, R 34 John Grabow, L 16 Salomon Torres, R Cesar Izturis, S										1	0	0	0	0	0	1					
Inning Stats	R: 0 E: 0 K: 1 S: 13	H: 0 LOB: 2 BB: 3 P: 29	R: 0 E: 0 K: 0 S: 8	H: 1 LOB: 1 BB: 0 P: 13	R: 0 E: 0 K: 0 S: 10	H: 1 LOB: 1 BB: 0 P: 18	R: 0 E: 0 K: 1 S: 11	H: 1 LOB: 1 BB: 0 P: 16	R: 3 E: 0 K: 0 S: 12	H: 4 LOB: 1 BB: 0 P: 20	R: 0 E: 0 K: 1 S: 10	H: 0 LOB: 0 BB: 0 P: 14	R: 0 E: 0 K: 1 S: 6	H: 0 LOB: 0 BB: 0 P: 9	R: 0 E: 0 K: 0 S: 8	H: 0 LOB: 1 BB: 0 P: 14	1B: 4 2B: 3 3B: 0 HR: 1	SF: 0 SAC: 0 DP: 1 HBP: 1	WP: 0 PB: 0 SB: 0 CS: 0	PA: 38	
PITCHER	IP	WLS	BF	H	R	ER	SO	BB	IBB	HBP	BLK	WP	HR	S	P	ERA	WHIP				
Tom Glavine, L ERA: 4.51	6.0	W	28	8	3	3	2	3	0	0	0	0	1	66	112	4.50	1.833				
Aaron Heilman, R ERA: 3.53	2.0	H	6	0	0	0	2	0	0	0	0	0	0	16	23	0.00	0.000				
13 Billy Wagner, L ERA: 1.42	1.0	S	4	0	0	0	0	0	0	1	0	0	0	8	14	0.00	0.000				

Pittsburgh Pirates @ New York Mets
Shea Stadium, Flushing, NY
Wed Jul 25 2007, 7:10 PM EDT
Att: 49,906 - Partly Cloudy - 81 F


AB 34
R 3
H 8
RBI 3
BB 3
SO 4
LOB 11



Batter	1	2	3	4	5	6	7	8	9	AB	R	H	RBI	BB	SO	LOB	BOTTOM				
7 José Reyes, S OBP: 0.380, SLG: 0.446										4	0	0	0	1	0	1					
Lastings Milledge, R OBP: 0.320, SLG: 0.478										4	1	2	0	0	0	2					
5 David Wright, R OBP: 0.376, SLG: 0.507										3	2	1	0	1	0	2					
21 Carlos Delgado, L OBP: 0.321, SLG: 0.439										2	2	0	0	2	0	0					
16 Paul Lo Duca, R OBP: 0.314, SLG: 0.365										4	1	2	4	0	0	0					
23 Marlon Anderson, L OBP: 0.319, SLG: 0.244										2	0	1	1	1	0	0					
3 Damon Easley, R OBP: 0.336, SLG: 0.442										4	0	1	1	0	1	2					
Shawn Green, L OBP: 0.321, SLG: 0.415										4	0	2	0	0	1	2					
Tom Glavine, L ERA: 3.55 1 Anderson Hernandez, S Aaron Heilman, R Ruben Gotay, S 13 Billy Wagner, L										2	0	0	0	0	1	2					
Inning Stats	R: 3 E: 0 K: 0 S: 14	H: 2 LOB: 1 BB: 2 P: 27	R: 0 E: 0 K: 1 S: 7	H: 0 LOB: 0 BB: 0 P: 12	R: 3 E: 0 K: 1 S: 13	H: 5 LOB: 1 BB: 1 P: 27	R: 0 E: 0 K: 0 S: 10	H: 0 LOB: 0 BB: 0 P: 17	R: 0 E: 0 K: 1 S: 9	H: 1 LOB: 2 BB: 0 P: 15	R: 0 E: 0 K: 0 S: 9	H: 0 LOB: 0 BB: 0 P: 14	R: 0 E: 0 K: 1 S: 7	H: 1 LOB: 2 BB: 1 P: 16	1B: 4 2B: 5 3B: 0 HR: 0	SF: 1 SAC: 0 DP: 0 HBP: 1	WP: 0 PB: 0 SB: 2 CS: 0	PA: 38			
PITCHER	IP	WLS	BF	H	R	ER	SO	BB	IBB	HBP	BLK	WP	HR	S	P	ERA	WHIP				
24 Tom Gorzelanny, L ERA: 3.55	1.2	L	5	0	0	0	1	0	0	0	0	0	0	14	24	0.00	0.000				
Tony Armas, R ERA: 6.99	1.0		4	0	0	0	0	1	0	0	0	0	0	7	15	0.00	1.000				
34 John Grabow, L ERA: 5.14	0.2		3	1	0	0	1	0	0	0	0	0	0	7	9	0.00	1.500				
16 Salomon Torres, R ERA: 4.91	1.1		5	0	0	0	0	0	0	1	0	0	0	11	20	0.00	0.000				
PITCHER	IP	WLS	BF	H	R	ER	SO	BB	IBB	HBP	BLK	WP	HR	S	P	ERA	WHIP				
Shawn Chacon, R ERA: 3.44	1.0		5	0	0	0	1	0	0	0	0	0	0	7	16	0.00	1.000				

Pittsburgh Pirates @ New York Mets
Shea Stadium, Flushing, NY
Wed Jul 25 2007, 7:10 PM EDT
Att: 49,906 - Partly Cloudy - 81 F

AB 31
R 6
H 9
RBI 6
BB 5
SO 4
LOB 13



Batter	1	2	3	4	5	6	7	8	9	AB	R	H	RBI	BB	SO	LOB	TOP										
Cesar Izturis, S OBP: 0.296, SLG: 0.302 (1, 6)	L7		G4-3			SH 1B	12 E 1B		G4-3	4	2	1	0	0	0	0	Pittsburgh Pirates @ New York Mets Shea Stadium, Flushing, NY Thu Jul 26 2007, 12:10 PM EDT Att: 52,150 - Partly Cloudy - 84 F										
12 Freddy Sanchez, R OBP: 0.327, SLG: 0.409 (1, 4)	K			F9		P3	E5 1B		P3	5	1	1	0	0	1	2											
Jason Bay, R OBP: 0.327, SLG: 0.436 (1, 7)	K			K		P4	1-2 2B		K	5	1	1	1	0	3	2											
Xavier Nady, R OBP: 0.337, SLG: 0.486 (1, 9)		F9		K		HR	2B			4	1	2	3	0	1	0											
Josh Phelps, R OBP: 0.360, SLG: 0.404 (1, 3)		1B			K	HR	1-1			4	1	3	3	0	1	0											
Jose Castillo, R OBP: 0.270, SLG: 0.318 (1, 5)	K			K			G1-3			3	0	0	0	1	2	3											
26 Ronny Paulino, R OBP: 0.290, SLG: 0.349 (1, 2)	F8				F9				K	4	0	0	0	0	2	2											
13 Nate McLouth, L OBP: 0.309, SLG: 0.374 (1, 8)			F7			SH 2B 1B	K			4	1	2	0	0	1	0											
28 Paul Maholm, L OBP: 0.195, SLG: 0.175 (1, 1)			K			SH 1B	K			3	1	1	0	0	2	0											
Damaso Marte, L (7, 1)						SH 1B	K		G3-6-3	0	0	0	0	0	0	0											
Matt Kata, S OBP: 0.250, SLG: 0.319 (8, PH)										1	0	0	0	0	0	1											
Shawn Chacon, R OBP: 0.273, SLG: 0.273 (8, 1)										0	0	0	0	0	0	0											
55 Matt Capps, R OBP: 1.000, SLG: 1.000 (9, 1)										0	0	0	0	0	0	0											
Inning Stats	R: 0 E: 0 K: 2 S: 9	H: 0 LOB: 0 BB: 0 P: 15	R: 0 E: 0 K: 1 S: 12	H: 1 LOB: 1 BB: 0 P: 20	R: 0 E: 0 K: 1 S: 8	H: 0 LOB: 0 BB: 0 P: 10	R: 0 E: 0 K: 2 S: 8	H: 0 LOB: 0 BB: 0 P: 12	R: 0 E: 0 K: 1 S: 12	H: 0 LOB: 0 BB: 0 P: 18	R: 5 E: 1 K: 1 S: 23	H: 4 LOB: 1 BB: 1 P: 36	R: 3 E: 1 K: 2 S: 22	H: 5 LOB: 2 BB: 0 P: 34	R: 0 E: 0 K: 1 S: 9	H: 1 LOB: 0 BB: 0 P: 16	R: 0 E: 0 K: 1 S: 6	H: 0 LOB: 0 BB: 0 P: 10	1B: 9 2B: 1 3B: 0 HR: 1	SF: 0 SAC: 1 DP: 1 HBP: 0	WP: 0 PB: 0 SB: 0 CS: 0	PA: 39					
PITCHER	IP	WLS	BF	H	R	ER	SO	BB	IBB	HBP	BLK	WP	HR	S	P	ERA	WHIP										
Oliver Pérez, L ERA: 2.84 (1, 1)	6.0	L	25	5	5	0	9	1	0	0	0	0	1	72	111	0.00	1.000										
Scott Schoeneweis, L ERA: 5.59 (7, 1)	0.2		4	2	2	2	2	0	0	0	0	0	0	17	24	27.00	3.000										
35 Joe Smith, R ERA: 3.03 (7, 1)	0.1		4	3	1	1	0	0	0	0	0	0	0	5	10	27.00	9.000										
59 Guillermo Mota, R ERA: 5.58 (8, 1)	2.0		6	1	0	0	2	0	0	0	0	0	0	15	26	0.00	0.500										

Batter	1	2	3	4	5	6	7	8	9	AB	R	H	RBI	BB	SO	LOB	BOTTOM										
7 José Reyes, S OBP: 0.381, SLG: 0.453 (1, 6)	G5-3 5 SF7 1B		B1-3			G4-3		HR		4	2	2	1	0	0	0	Pittsburgh Pirates @ New York Mets Shea Stadium, Flushing, NY Thu Jul 26 2007, 12:10 PM EDT Att: 52,150 - Partly Cloudy - 84 F										
Lastings Millodge, R OBP: 0.315, SLG: 0.520 (1, 8)	G5-3		L6			HR		P3		4	1	1	1	0	0	1											
5 David Wright, R OBP: 0.373, SLG: 0.503 (1, 5)	SF7			F8		F8		G6-3		3	0	0	1	0	0	0											
21 Carlos Delgado, L OBP: 0.320, SLG: 0.435 (1, 3)				G6-3		G3-1		L7		3	0	0	0	1	0	0											
3 Damon Easley, R OBP: 0.339, SLG: 0.444 (1, 7)	L9					G3 1B SF9			F7	4	1	2	0	0	0	1											
11 Ramon Castro, R OBP: 0.365, SLG: 0.564 (1, 2)				G4-3					K	4	0	2	0	0	1	1											
Shawn Green, L OBP: 0.318, SLG: 0.410 (1, 9)					F8				K	4	0	0	0	0	2	2											
Ruben Gotay, S OBP: 0.358, SLG: 0.491 (1, 4)					P6				K	2	0	0	1	0	1	0											
Oliver Pérez, L OBP: 0.229, SLG: 0.229 (1, 1)										2	0	0	0	0	1	0											
Scott Schoeneweis, L ERA: 1.49 (7, 1)										0	0	0	0	0	0	0											
35 Joe Smith, R ERA: 3.51 (7, 1)										0	0	0	0	0	0	1											
16 Paul Lo Duca, R OBP: 0.313, SLG: 0.364 (7, PH)										0	0	0	0	0	0	0											
59 Guillermo Mota, R ERA: 2.19 (8, 1)										0	0	0	0	0	0	0											
Inning Stats	R: 1 E: 0 K: 0 S: 14	H: 1 LOB: 1 BB: 1 P: 28	R: 0 E: 0 K: 2 S: 9	H: 1 LOB: 0 BB: 0 P: 12	R: 0 E: 0 K: 0 S: 4	H: 0 LOB: 0 BB: 0 P: 6	R: 0 E: 0 K: 0 S: 10	H: 1 LOB: 1 BB: 0 P: 16	R: 0 E: 0 K: 1 S: 8	H: 0 LOB: 0 BB: 0 P: 10	R: 1 E: 0 K: 0 S: 8	H: 1 LOB: 0 BB: 0 P: 13	R: 1 E: 0 K: 0 S: 10	H: 2 LOB: 1 BB: 0 P: 15	R: 1 E: 0 K: 0 S: 11	H: 1 LOB: 0 BB: 0 P: 14	R: 0 E: 0 K: 2 S: 9	H: 0 LOB: 0 BB: 0 P: 13	1B: 5 2B: 0 3B: 0 HR: 2	SF: 2 SAC: 0 DP: 0 HBP: 0	WP: 0 PB: 0 SB: 1 CS: 0	PA: 34					
PITCHER	IP	WLS	BF	H	R	ER	SO	BB	IBB	HBP	BLK	WP	HR	S	P	ERA	WHIP										
28 Paul Maholm, L ERA: 4.57 (1, 1)	6.0	W	24	6	3	3	3	1	0	0	0	0	1	56	90	4.50	1.167										
Damaso Marte, L ERA: 1.49 (7, 1)	1.0		3	0	0	0	0	0	0	0	0	0	0	7	10	0.00	0.000										
Shawn Chacon, R ERA: 3.51 (8, 1)	1.0		4	1	1	1	0	0	0	0	0	0	1	11	14	9.00	1.000										
55 Matt Capps, R ERA: 2.19 (9, 1)	1.0		3	0	0	0	2	0	0	0	0	0	0	9	13	0.00	0.000										



Batter	1	2	3	4	5	6	7	8	9	AB	R	H	RBI	BB	SO	LOB	TOP										
13 Nate McLouth, L OBP: 0.310, SLG: 0.382	3-3 K		2-1 F7			0-0 HR		1-2 P6		4	1	1	1	0	1	0	Pittsburgh Pirates @ Philadelphia Phillies Citizens Bank Park, Philadelphia, PA Sun Jul 29 2007, 1:35 PM EDT Att. 40,030 - Overcast - 76 F										
12 Freddy Sanchez, R OBP: 0.322, SLG: 0.409	0-1 PO 1B		1-3 K			0-1 P6		0-1 E5 25 G1-3		4	0	1	0	0	1	0											
25 Adam LaRoche, L OBP: 0.324, SLG: 0.429	1-2 F7			4-1 G6-4-3 BB		3-1 1B		0-0 G1-3		3	0	1	0	1	0	2											
Jason Bay, R OBP: 0.328, SLG: 0.433	2-2 PO 1-2	0-0 G6-3		0-1 F8		1-0 P4		1-3 K		4	0	0	0	0	1	3											
Xavier Nady, R OBP: 0.335, SLG: 0.485		1-1 P4		0-1 G6-4-3 1-2		0-3 K		3-1 2B		4	0	1	0	0	1	2											
Jose Castillo, R OBP: 0.279, SLG: 0.338		1-2 26 HBP 1B			1-3 K		1-2 26 G4-3 2B		2-1 L9	4	0	2	0	0	1	1											
26 Ronny Paulino, R OBP: 0.287, SLG: 0.353		2-2 HBP			1-0 G6-3		1-0 G4-3		0-0 P3	3	0	0	0	0	0	2											
Cesar Izturis, S OBP: 0.295, SLG: 0.300		2-2 G4-3			3-1 1B		0-0 G1-3		0-0 G1-3	4	0	1	0	0	0	4											
45 Ian Snell, R OBP: 0.189, SLG: 0.118			1-1 G1-3		2-1 L9		1-1 G1-3			2	0	0	0	0	0	1											
41 Ryan Doumit, S OBP: 0.339, SLG: 0.459 Damaso Marte, L Shawn Chacon, R OBP: 0.273, SLG: 0.273										1	0	0	0	0	0	1											
										0	0	0	0	0	0	0											
										0	0	0	0	0	0	0											
Inning Stats	R: 0 E: 0 K: 1 S: 11	H: 1 LOB: 0 BB: 0 P: 17	R: 0 E: 0 K: 0 S: 12	H: 1 LOB: 2 BB: 0 P: 18	R: 0 E: 0 K: 1 S: 7	H: 0 LOB: 0 BB: 0 P: 11	R: 0 E: 0 K: 0 S: 5	H: 0 LOB: 0 BB: 1 P: 9	R: 0 E: 0 K: 1 S: 8	H: 1 LOB: 1 BB: 0 P: 15	R: 1 E: 0 K: 1 S: 10	H: 2 LOB: 1 BB: 0 P: 14	R: 0 E: 0 K: 0 S: 7	H: 1 LOB: 1 BB: 0 P: 10	R: 0 E: 1 K: 1 S: 10	H: 0 LOB: 1 BB: 0 P: 12	R: 0 E: 0 K: 0 S: 6	H: 1 LOB: 1 BB: 0 P: 11	1B: 4 2B: 2 3B: 0 HR: 1	SF: 0 SAC: 0 DP: 1 HBP: 1	WP: 0 PB: 0 CS: 0	PA: 36					
PITCHER	IP	WLS	BF	H	R	ER	SO	BB	IBB	HBP	BLK	WP	HR	S	P	ERA	WHIP										
38 Kyle Kendrick, R ERA: 4.04	7.0	W	27	6	1	1	4	1	0	1	0	0	1	60	94	1.29	1.000										
63 Ryan Madson, R ERA: 3.05	0.2	H	3	0	0	0	0	0	0	0	0	0	0	7	8	0.00	0.000										
Antonio Alfonseca, R ERA: 4.23	0.1	H	1	0	0	0	1	0	0	0	0	0	0	3	4	0.00	0.000										
Jose Mesa, R ERA: 6.34	1.0		4	1	0	0	0	0	0	0	0	0	0	6	11	0.00	1.000										

Batter	1	2	3	4	5	6	7	8	9	AB	R	H	RBI	BB	SO	LOB	BOTTOM										
9 Michael Bourn, L OBP: 0.361, SLG: 0.394	0-0 B5-3	2-3 K		2-1 G3-6 1-2			0-0 B1-3	1-2 K		5	0	0	0	0	2	5	Pittsburgh Pirates @ Philadelphia Phillies Citizens Bank Park, Philadelphia, PA Sun Jul 29 2007, 1:35 PM EDT Att. 40,030 - Overcast - 76 F										
Tadahito Iguchi, R OBP: 0.343, SLG: 0.386	1-0 11 1B WP 2B		0-3 K	2-2 F9		0-1 11 G6-4-3 1B				4	1	2	0	0	1	0											
11 Jimmy Rollins, S OBP: 0.339, SLG: 0.538	1-2 WP 1B		2-0 6 BB 2B 1B		1-2 6 SF8 3B		1-2 G6-4-3 1-2			4	2	3	0	0	0	1											
6 Ryan Howard, L OBP: 0.402, SLG: 0.605	1-0 F7		4-2 2B BB		0-0 SF8			2-3 K		2	0	0	1	1	1	2											
Aaron Rowand, R OBP: 0.393, SLG: 0.522	1-3 K		1-1 2B	1-3 2-H		1-0 G5-3		0-3 K		4	0	1	1	0	2	1											
Pat Burrell, R OBP: 0.416, SLG: 0.456		3-2 2B	4-2 51 FC6-4 BB		0-0 F8		4-2 51 BB 27 S 1B HBP			2	0	1	0	1	0	0											
8 Shane Victorino, S OBP: 0.353, SLG: 0.433										0	1	0	0	0	0	0											
19 Greg Dobbs, L OBP: 0.330, SLG: 0.490 Abraham Nunez, S OBP: 0.308, SLG: 0.303		4-2 BB	1-3 K				4-1 51 BB 27 1B IBB			2	1	0	0	2	1	3											
51 Carlos Ruiz, R OBP: 0.319, SLG: 0.381		1-3 K	1-2 FC6-4				4-1 27 1B BB			3	0	0	0	1	1	5											
38 Kyle Kendrick, R OBP: 0.217, SLG: 0.150 63 Ryan Madson, L Antonio Alfonseca, R 27 Chris Coste, R OBP: 0.378, SLG: 0.512 Jose Mesa, R		1-3 K		4-1 9 G3-6 HBP			1-2 2-H 1B			2	0	0	0	0	2	2											
										0	0	0	0	0	0	0											
										0	0	0	0	0	0	0											
										0	0	0	0	0	0	0											
Inning Stats	R: 1 E: 0 K: 1 S: 10	H: 2 LOB: 1 BB: 0 P: 14	R: 0 E: 0 K: 3 S: 17	H: 1 LOB: 2 BB: 1 P: 28	R: 1 E: 0 K: 2 S: 18	H: 2 LOB: 3 BB: 2 P: 31	R: 0 E: 0 K: 0 S: 6	H: 0 LOB: 0 BB: 0 P: 14	R: 1 E: 0 K: 0 S: 6	H: 1 LOB: 0 BB: 0 P: 8	R: 0 E: 0 K: 1 S: 8	H: 0 LOB: 0 BB: 0 P: 12	R: 0 E: 0 K: 0 S: 6	H: 1 LOB: 0 BB: 0 P: 7	R: 2 E: 0 K: 3 S: 15	H: 1 LOB: 2 BB: 2 P: 31	R: 0 E: 0 K: 0 S: 6	H: 0 LOB: 0 BB: 2 P: 11	1B: 4 2B: 3 3B: 1 HR: 0	SF: 1 SAC: 0 DP: 2 HBP: 2	WP: 1 PB: 0 CS: 0	PA: 37					
PITCHER	IP	WLS	BF	H	R	ER	SO	BB	IBB	HBP	BLK	WP	HR	S	P	ERA	WHIP										
45 Ian Snell, R ERA: 3.86	6.0	L	27	6	3	3	7	3	0	1	0	0	0	65	107	4.50	1.500										
Damaso Marte, L ERA: 1.39	1.1		4	1	0	0	1	0	0	0	0	0	0	9	12	0.00	0.750										
Shawn Chacon, R ERA: 3.72	0.2		6	1	2	2	2	1	1	1	0	0	0	12	26	27.00	3.000										

AB	33
R	1
H	7
RBI	1
BB	1
SO	5
LOB	16



Batter	1	2	3	4	5	6	7	8	9	AB	R	H	RBI	BB	SO	LOB	TOP					
David Eckstein, R (1, 6) OBP: 0.344, SLG: 0.368										3	1	0	1	1	0	1						
So Taguchi, R (1, 8) OBP: 0.358, SLG: 0.378										3	0	1	1	0	1	1						
55 Skip Schumaker, L (7, PH) OBP: 0.342, SLG: 0.451										1	0	0	1	0	1	0						
5 Albert Pujols, R (1, 3) OBP: 0.419, SLG: 0.566										3	1	1	0	1	0	1						
43 Juan Encarnacion, R (1, 9) OBP: 0.329, SLG: 0.458										4	0	1	0	0	1	2						
27 Scott Rolen, R (1, 5) OBP: 0.346, SLG: 0.403										4	2	2	0	0	1	3						
47 Ryan Ludwick, R (1, 7) OBP: 0.296, SLG: 0.462										2	0	1	1	0	0	0						
4 Yadier Molina, R (1, 2) OBP: 0.325, SLG: 0.301										3	0	1	2	0	0	1						
Aaron Miles, S (1, 4) OBP: 0.326, SLG: 0.327										4	1	1	0	0	0	0						
50 Adam Wainwright, R (1, 1) OBP: 0.308, SLG: 0.351										2	0	1	0	0	0	0						
16 Chris Johnston, L (7, PH) OBP: 0.276, SLG: 0.359										0	0	0	0	0	0	0						
36 Russ Springer, R (7, 1) OBP: 0.276, SLG: 0.359										0	0	0	0	0	0	0						
34 Randy Flores, L (7, 1) OBP: 0.276, SLG: 0.359										0	0	0	0	0	0	0						
31 Ryan Franklin, R (8, 1) OBP: 0.276, SLG: 0.359										0	0	0	0	0	0	0						
26 Scott Spiezio, S (8, PH) OBP: 0.276, SLG: 0.359										1	0	0	0	0	0	0						
44 Jason Istringhausen, R (9, 1) OBP: 0.276, SLG: 0.359										0	0	0	0	0	0	0						
Inning Stats	R: 1 E: 0 K: 1 S: 13	H: 1 LOB: 1 BB: 1 P: 21	R: 0 E: 0 K: 0 S: 8	H: 0 LOB: 0 BB: 0 P: 16	R: 0 E: 0 K: 1 S: 9	H: 0 LOB: 0 BB: 0 P: 16	R: 1 E: 0 K: 0 S: 16	H: 2 LOB: 1 BB: 1 P: 25	R: 0 E: 0 K: 1 S: 6	H: 1 LOB: 1 BB: 0 P: 9	R: 1 E: 0 K: 0 S: 12	H: 2 LOB: 1 BB: 0 P: 19	R: 2 E: 0 K: 0 S: 15	H: 3 LOB: 1 BB: 0 P: 24	R: 1 E: 0 K: 0 S: 11	H: 1 LOB: 0 BB: 0 P: 18	R: 0 E: 0 K: 1 S: 7	H: 0 LOB: 0 BB: 0 P: 8	1B: 5 2B: 5 3B: 0 HR: 0	SF: 3 SAC: 1 DP: 1 HBP: 1	WP: 0 PB: 0 SB: 0 CS: 1	PA: 39
PITCHER	IP WLS BF H R ER SO BB IBB HBP BLK WP HR S P ERA WHIP																					
28 Paul Maholm, L (1, 1) ERA: 4.5	6.0 L 25 6 3 2 3 2 0 1 0 0 0 0 64 106 3.00 1.333																					
16 Salomon Torres, R (7, 1) ERA: 5.0	1.0 6 3 2 2 0 0 0 0 0 0 0 0 15 24 18.00 3.000																					
Shawn Chacon, R (8, 1) ERA: 3.79	1.0 4 1 1 1 0 0 0 0 0 0 0 0 11 18 9.00 1.000																					
34 John Grabow, L (9, 1) ERA: 4.65	1.0 3 0 0 0 1 0 0 0 0 0 0 0 7 8 0.00 0.000																					

St. Louis Cardinals @ Pittsburgh Pirates
PNC Park, Pittsburgh, PA
Tue Jul 31 2007, 7:05 PM EDT
Att: 24,085 - Clear - 87 F

AB 31
R 6
H 10
RBI 6
BB 2
SO 4
LOB 9



Batter	1	2	3	4	5	6	7	8	9	AB	R	H	RBI	BB	SO	LOB	BOTTOM			
12 Freddy Sanchez, R (1, 4) OBP: 0.320, SLG: 0.406										5	0	1	0	0	0	3				
Cesar Izturis, S (1, 5) OBP: 0.293, SLG: 0.298										5	1	1	0	0	0	1				
25 Adam LaRoche, L (1, 3) OBP: 0.325, SLG: 0.427										4	0	1	0	1	0	1				
Jason Bay, R (1, 7) OBP: 0.333, SLG: 0.436										4	1	3	1	1	1	1				
Xavier Nady, R (1, 8) OBP: 0.339, SLG: 0.488											2	0	2	0	0	0				
13 Nate McLouth, L (4, PR) OBP: 0.305, SLG: 0.375											3	1	0	0	0	2	5			
41 Ryan Doumit, S (1, 9) OBP: 0.338, SLG: 0.469										4	1	1	1	0	0	5				
26 Ronny Paulino, R (1, 2) OBP: 0.283, SLG: 0.348										4	0	0	0	0	0	3				
2 Jack Wilson, R (1, 6) OBP: 0.303, SLG: 0.342										4	0	2	2	0	0	0				
28 Paul Maholm, L (1, 1) ERA: 4.38										2	0	1	0	0	1	2				
Matt Kuba, S (5, PH) OBP: 0.246, SLG: 0.306										1	0	0	0	0	0	0				
16 Salomon Torres, R (7, 1) OBP: 0.276, SLG: 0.359										0	0	0	0	0	0	0				
Shawn Chacon, R (8, 1) OBP: 0.276, SLG: 0.359										0	0	0	0	0	0	0				
Josh Phelps, R (8, PH) OBP: 0.276, SLG: 0.359										1	0	0	0	0	0	0				
34 John Grabow, L (9, 1) ERA: 1.33										0	0	0	0	0	0	0				
Inning Stats	R: 0 E: 0 K: 0 S: 6	H: 3 LOB: 2 BB: 0 P: 21	R: 1 E: 0 K: 1 S: 11	H: 1 LOB: 1 BB: 0 P: 18	R: 0 E: 0 K: 0 S: 14	H: 3 LOB: 2 BB: 0 P: 24	R: 0 E: 0 K: 1 S: 15	H: 1 LOB: 1 BB: 1 P: 24	R: 0 E: 0 K: 0 S: 4	H: 0 LOB: 0 BB: 0 P: 8	R: 1 E: 0 K: 0 S: 9	H: 3 LOB: 1 BB: 0 P: 13	R: 1 E: 1 K: 0 S: 14	H: 1 LOB: 1 BB: 0 P: 19	R: 0 E: 0 K: 1 S: 9	H: 0 LOB: 1 BB: 1 P: 20	1B: 11 2B: 0 3B: 0 HR: 1	SF: 0 SAC: 0 DP: 1 HBP: 0	WP: 0 PB: 0 SB: 0 CS: 0	PA: 41
PITCHER	IP WLS BF H R ER SO BB IBB HBP BLK WP HR S P ERA WHIP																			
50 Adam Wainwright, R (1, 1) ERA: 4.38	0.1 H 4 3 1 1 0 0 0 0 0 0 0 0 8 11 27.00 9.000																			
36 Russ Springer, R (7, 1) ERA: 2.97	0.1 H 4 3 1 1 0 0 0 0 0 0 0 0 1 2 0.00 0.000																			
34 Randy Flores, L (7, 1) ERA: 4.38	0.2 H 1 0 0 0 0 0 0 0 0 0 0 0 1 4 19 9.00 1.000																			
31 Ryan Franklin, R (8, 1) ERA: 1.33	1.0 H 5 1 1 1 0 0 0 0 0 0 0 0 9 20 0.00 1.000																			
44 Jason Istringhausen, R (9, 1) ERA: 1.42	1.0 S 4 0 0 0 1 1 0 0 0 0 0 0 9 20 0.00 1.000																			

St. Louis Cardinals @ Pittsburgh Pirates
PNC Park, Pittsburgh, PA
Tue Jul 31 2007, 7:05 PM EDT
Att: 24,085 - Clear - 87 F

AB 39
R 4
H 12
RBI 4
BB 2
SO 4
LOB 21



Batter	1	2	3	4	5	6	7	8	9	AB	R	H	RBI	BB	SO	LOB	TOP			
13 Nate McLouth, L OBP: 0.292, SLG: 0.375										4	1	2	1	0	0	0	Pittsburgh Pirates @ Arizona Diamondbacks Chase Field, Phoenix, AZ Tue Aug 07 2007, 6:40 PM MST Att: 25,340 - Roof Closed - 78 F			
12 Freddy Sanchez, R OBP: 0.331, SLG: 0.407										4	1	1	1	1	1	1				
25 Adam LaRoche, L OBP: 0.323, SLG: 0.427										5	0	0	0	0	2	3				
Jason Bay, R OBP: 0.331, SLG: 0.435										5	1	0	0	0	0	3				
41 Ryan Doumit, S OBP: 0.347, SLG: 0.478										4	1	1	0	1	0	2				
19 José Bautista, R OBP: 0.347, SLG: 0.408										4	1	2	1	1	0	1				
26 Ronny Paulino, R OBP: 0.291, SLG: 0.380										3	1	1	2	1	1	2				
2 Jack Wilson, R OBP: 0.314, SLG: 0.377										4	1	2	1	0	2	4				
24 Tom Gorzelanny, R OBP: 0.116, SLG: 0.073										2	0	0	0	0	1	1				
16 Salomon Torres, R Cesar Izturis, S 55 Matt Capps, R										0	0	0	0	0	0	0				
Inning Stats	R: 0 E: 0 K: 1 S: 9	H: 0 LOB: 0 BB: 0 P: 15	R: 0 E: 0 K: 2 S: 15	H: 1 LOB: 2 BB: 1 P: 25	R: 0 E: 0 K: 2 S: 15	H: 1 LOB: 1 BB: 0 P: 22	R: 3 E: 1 K: 0 S: 7	H: 3 LOB: 0 BB: 1 P: 15	R: 0 E: 0 K: 0 S: 7	H: 0 LOB: 1 BB: 0 P: 9	R: 1 E: 0 K: 0 S: 11	H: 1 LOB: 0 BB: 0 P: 16	R: 1 E: 1 K: 2 S: 14	H: 1 LOB: 2 BB: 0 P: 24	R: 3 E: 2 K: 0 S: 14	H: 3 LOB: 1 BB: 0 P: 19	1B: 7 2B: 4 3B: 0 HR: 0	SF: 1 2B: 4 SAC: 1 DP: 1 HBP: 0	WP: 0 PB: 0 SB: 0 CS: 0	PA: 42
PITCHER	IP WLS BF H R ER SO BB IBB HBP BLK WP HR S P ERA WHIP	IP WLS BF H R ER SO BB IBB HBP BLK WP HR S P ERA WHIP	IP WLS BF H R ER SO BB IBB HBP BLK WP HR S P ERA WHIP	IP WLS BF H R ER SO BB IBB HBP BLK WP HR S P ERA WHIP	IP WLS BF H R ER SO BB IBB HBP BLK WP HR S P ERA WHIP	IP WLS BF H R ER SO BB IBB HBP BLK WP HR S P ERA WHIP	IP WLS BF H R ER SO BB IBB HBP BLK WP HR S P ERA WHIP	IP WLS BF H R ER SO BB IBB HBP BLK WP HR S P ERA WHIP	IP WLS BF H R ER SO BB IBB HBP BLK WP HR S P ERA WHIP	IP WLS BF H R ER SO BB IBB HBP BLK WP HR S P ERA WHIP	IP WLS BF H R ER SO BB IBB HBP BLK WP HR S P ERA WHIP	IP WLS BF H R ER SO BB IBB HBP BLK WP HR S P ERA WHIP	IP WLS BF H R ER SO BB IBB HBP BLK WP HR S P ERA WHIP	IP WLS BF H R ER SO BB IBB HBP BLK WP HR S P ERA WHIP	IP WLS BF H R ER SO BB IBB HBP BLK WP HR S P ERA WHIP	IP WLS BF H R ER SO BB IBB HBP BLK WP HR S P ERA WHIP	IP WLS BF H R ER SO BB IBB HBP BLK WP HR S P ERA WHIP			
44 Micah Owings, R ERA: 4.96	1.1	6	1	1	0	1	0	0	0	0	0	0	0	0	0	0	0.00	0.750		
37 Juan Cruz, R ERA: 3.35	0.1	2	0	0	0	1	1	0	0	0	0	0	0	0	0	0	0.00	3.000		
Brandon Lyon, R ERA: 2.91	1.0	7	3	3	1	0	0	0	0	0	0	0	0	0	0	0	9.00	3.000		

Batter	1	2	3	4	5	6	7	8	9	AB	R	H	RBI	BB	SO	LOB	BOTTOM					
24 Chris Young, R OBP: 0.292, SLG: 0.446										2	0	0	0	2	1	0	Pittsburgh Pirates @ Arizona Diamondbacks Chase Field, Phoenix, AZ Tue Aug 07 2007, 6:40 PM MST Att: 25,340 - Roof Closed - 78 F					
1 Orlando Hudson, S OBP: 0.372, SLG: 0.439										4	1	2	1	0	1	1						
22 Eric Byrnes, R OBP: 0.364, SLG: 0.493										3	0	0	0	0	0	3						
34 Conor Jackson, R OBP: 0.355, SLG: 0.412										4	0	0	0	0	1	3						
27 Mark Reynolds, R OBP: 0.313, SLG: 0.458										3	0	0	0	0	3	1						
18 Chad Tracy, L OBP: 0.346, SLG: 0.457										1	0	0	0	0	0	0						
10 Justin Upton, R OBP: 0.412, SLG: 0.882										4	2	3	1	0	0	0						
19 Chris Snyder, R OBP: 0.325, SLG: 0.406										3	0	0	1	0	1	1						
6 Stephen Drew, L OBP: 0.294, SLG: 0.368										3	0	0	0	0	2	1						
44 Micah Owings, R OBP: 0.237, SLG: 0.389										2	0	0	0	0	1	1						
Joe Kennedy, R OBP: 0.333, SLG: 0.667										0	0	0	0	0	0	0						
37 Juan Cruz, R										0	0	0	0	0	0	0						
11 Augie Ojeda, S OBP: 0.316, SLG: 0.377										1	0	0	0	0	0	0						
Brandon Lyon, R										0	0	0	0	0	0	0						
Inning Stats	R: 0 E: 0 K: 0 S: 8	H: 1 LOB: 1 BB: 1 P: 13	R: 1 E: 1 K: 2 S: 15	H: 1 LOB: 0 BB: 0 P: 25	R: 0 E: 0 K: 0 S: 4	H: 0 LOB: 0 BB: 1 P: 9	R: 1 E: 0 K: 3 S: 13	H: 1 LOB: 0 BB: 0 P: 16	R: 0 E: 0 K: 2 S: 8	H: 0 LOB: 0 BB: 0 P: 11	R: 0 E: 0 K: 2 S: 9	H: 0 LOB: 1 BB: 0 P: 17	R: 0 E: 0 K: 0 S: 7	H: 1 LOB: 0 BB: 0 P: 9	R: 1 E: 0 K: 1 S: 8	H: 1 LOB: 0 BB: 0 P: 10	R: 0 E: 0 K: 0 S: 11	H: 0 LOB: 0 BB: 0 P: 15	1B: 1 2B: 2 3B: 1 HR: 2	SF: 0 SAC: 0 DP: 2 HBP: 1	WP: 0 PB: 0 SB: 0 CS: 0	PA: 33
PITCHER	IP WLS BF H R ER SO BB IBB HBP BLK WP HR S P ERA WHIP	IP WLS BF H R ER SO BB IBB HBP BLK WP HR S P ERA WHIP	IP WLS BF H R ER SO BB IBB HBP BLK WP HR S P ERA WHIP	IP WLS BF H R ER SO BB IBB HBP BLK WP HR S P ERA WHIP	IP WLS BF H R ER SO BB IBB HBP BLK WP HR S P ERA WHIP	IP WLS BF H R ER SO BB IBB HBP BLK WP HR S P ERA WHIP	IP WLS BF H R ER SO BB IBB HBP BLK WP HR S P ERA WHIP	IP WLS BF H R ER SO BB IBB HBP BLK WP HR S P ERA WHIP	IP WLS BF H R ER SO BB IBB HBP BLK WP HR S P ERA WHIP	IP WLS BF H R ER SO BB IBB HBP BLK WP HR S P ERA WHIP	IP WLS BF H R ER SO BB IBB HBP BLK WP HR S P ERA WHIP	IP WLS BF H R ER SO BB IBB HBP BLK WP HR S P ERA WHIP	IP WLS BF H R ER SO BB IBB HBP BLK WP HR S P ERA WHIP	IP WLS BF H R ER SO BB IBB HBP BLK WP HR S P ERA WHIP	IP WLS BF H R ER SO BB IBB HBP BLK WP HR S P ERA WHIP	IP WLS BF H R ER SO BB IBB HBP BLK WP HR S P ERA WHIP	IP WLS BF H R ER SO BB IBB HBP BLK WP HR S P ERA WHIP					
24 Tom Gorzelanny, L ERA: 3.5	7.0	W	26	4	2	2	9	2	0	0	0	0	0	0	0	0	2.57	0.857				
16 Salomon Torres, R ERA: 4.73	1.0	H	4	1	1	1	1	0	0	0	0	0	0	0	0	0	9.00	1.000				
55 Matt Capps, R ERA: 2.53	1.0		3	0	0	0	0	0	0	0	0	0	0	0	0	0	0.00	0.000				

Batter	1	2	3	4	5	6	7	8	9	AB	R	H	RBI	BB	SO	LOB	TOP										
Cesar Izturis, S OBP: 0.296, SLG: 0.307										4	0	1	0	0	0	0	Pittsburgh Pirates @ Arizona Diamondbacks Chase Field, Phoenix, AZ Thu Aug 09 2007, 6:40 PM MST Att: 22,340 - Clear - 100 F										
19 José Bautista, R OBP: 0.340, SLG: 0.404										3	0	0	0	1	1												
12 Freddy Sanchez, R OBP: 0.340, SLG: 0.417										3	1	3	0	1	0	0											
Jason Bay, R OBP: 0.331, SLG: 0.438										4	1	1	2	0	1	4											
25 Adam LaRoche, L OBP: 0.326, SLG: 0.430										4	0	0	0	0	2	2											
41 Ryan Doumit, S OBP: 0.346, SLG: 0.468										3	0	0	0	1	0	2											
26 Ronny Paulino, R OBP: 0.289, SLG: 0.373										4	0	1	0	0	1	1											
2 Jack Wilson, R OBP: 0.316, SLG: 0.374										3	0	1	0	0	0	1											
45 Ian Snell, R OBP: 0.179, SLG: 0.111										2	0	0	0	0	0	1											
Jose Castillo, R OBP: 0.290, SLG: 0.342										1	0	0	0	0	0	1											
Shawn Chacon, R OBP: 0.273, SLG: 0.273										0	0	0	0	0	0	0											
Damaso Marte, L OBP: 0.273, SLG: 0.273										0	0	0	0	0	0	0											
Inning Stats	R: 2 E: 0 K: 1 S: 9	H: 2 LOB: 0 BB: 0 P: 17	R: 0 E: 0 K: 0 S: 10	H: 1 LOB: 1 BB: 1 P: 17	R: 0 E: 0 K: 1 S: 9	H: 0 LOB: 1 BB: 1 P: 15	R: 0 E: 0 K: 0 S: 6	H: 0 LOB: 0 BB: 0 P: 9	R: 0 E: 0 K: 1 S: 14	H: 1 LOB: 2 BB: 1 P: 23	R: 0 E: 0 K: 0 S: 4	H: 1 LOB: 0 BB: 0 P: 6	R: 0 E: 0 K: 0 S: 8	H: 2 LOB: 1 BB: 0 P: 10	R: 0 E: 0 K: 2 S: 11	H: 0 LOB: 0 BB: 0 P: 15	1B: 4 2B: 3 3B: 0 HR: 1	SF: 0 SAC: 0 DP: 3 HBP: 0	WP: 0 PB: 0 SB: 0 CS: 0	PA: 34							
PITCHER	IP	WLS	BF	H	R	ER	SO	BB	IBB	HBP	BLK	WP	HR	S	P	ERA	WHIP										
49 Doug Davis, L ERA: 3.81	7.0	W	27	5	2	2	3	3	0	0	0	0	1	60	101	2.57	1.143										
Brandon Lyon, R ERA: 2.85	1.0	H	4	2	0	0	0	0	0	0	0	0	0	8	10	0.00	2.000										
Jose Valverde, R ERA: 2.66	1.0	S	3	0	0	0	2	0	0	0	0	0	0	11	15	0.00	0.000										

Batter	1	2	3	4	5	6	7	8	9	AB	R	H	RBI	BB	SO	LOB	BOTTOM										
24 Chris Young, R OBP: 0.290, SLG: 0.440										4	0	0	0	0	1	1	Pittsburgh Pirates @ Arizona Diamondbacks Chase Field, Phoenix, AZ Thu Aug 09 2007, 6:40 PM MST Att: 22,340 - Clear - 100 F										
1 Orlando Hudson, S OBP: 0.377, SLG: 0.443										4	0	2	1	0	0	0											
22 Eric Byrnes, R OBP: 0.366, SLG: 0.490										3	1	1	0	1	0	2											
18 Chad Tracy, L OBP: 0.345, SLG: 0.453										4	1	1	0	0	2	2											
Brandon Lyon, R ERA: 2.85										0	0	0	0	0	0	0											
Jose Valverde, R ERA: 2.66										0	0	0	0	0	0	0											
Tony Clark, S OBP: 0.282, SLG: 0.486										4	1	2	2	0	1	0											
10 Justin Upton, R OBP: 0.346, SLG: 0.720										4	0	1	0	0	1	2											
19 Chris Snyder, R OBP: 0.335, SLG: 0.427										3	0	1	1	1	1	0											
6 Stephen Drew, L OBP: 0.297, SLG: 0.365										3	0	0	0	1	1	2											
49 Doug Davis, R OBP: 0.095, SLG: 0.073										2	0	0	0	0	1	3											
Jeff Cirillo, R OBP: 0.329, SLG: 0.394										1	1	1	0	0	0	0											
Inning Stats	R: 0 E: 0 K: 1 S: 9	H: 0 LOB: 1 BB: 1 P: 17	R: 0 E: 0 K: 1 S: 7	H: 0 LOB: 0 BB: 0 P: 7	R: 0 E: 0 K: 1 S: 10	H: 0 LOB: 0 BB: 0 P: 15	R: 2 E: 0 K: 1 S: 13	H: 4 LOB: 3 BB: 1 P: 27	R: 0 E: 0 K: 1 S: 8	H: 1 LOB: 0 BB: 0 P: 9	R: 0 E: 0 K: 2 S: 10	H: 1 LOB: 2 BB: 1 P: 20	R: 1 E: 0 K: 1 S: 16	H: 2 LOB: 1 BB: 0 P: 27	R: 1 E: 0 K: 0 S: 7	H: 1 LOB: 0 BB: 0 P: 11	1B: 6 2B: 1 3B: 1 HR: 1	SF: 0 SAC: 0 DP: 1 HBP: 0	WP: 0 PB: 0 SB: 1 CS: 0	PA: 35							
PITCHER	IP	WLS	BF	H	R	ER	SO	BB	IBB	HBP	BLK	WP	HR	S	P	ERA	WHIP										
45 Ian Snell, R ERA: 3.87	6.0	L	26	6	2	2	7	3	0	0	0	0	0	57	95	3.00	1.500										
Shawn Chacon, R ERA: 3.99	0.2	L	4	2	1	1	0	0	0	0	0	0	0	13	22	13.50	3.000										
Damaso Marte, L ERA: 1.5	1.1		5	1	1	1	1	0	0	0	0	0	1	10	16	6.75	0.750										

AB	31
R	2
H	7
RBI	2
BB	3
SO	5
LOB	13



AB	32
R	4
H	9
RBI	4
BB	3
SO	8
LOB	12



Batter	1	2	3	4	5	6	7	8	9	AB R H RBI BB SO LOB	TOP											
Cesar Izturis, S OBP: 0.305, SLG: 0.313	1-0 FC3-2 BB	0-0 1B			2-2 G5-3		1-1 12 F8 19 1B 3B		1-3 K	4 1 2 1 1 1 0	Pittsburgh Pirates @ San Francisco Giants AT&T Park, San Francisco, CA Sun Aug 12 2007, 12:05 PM PDT Att: 41,976 - Cloudy - 68 F											
19 José Bautista, R OBP: 0.340, SLG: 0.401	4-2 FC3-2 BB	3-2 P4			2-1 F7		1-0 3B		3-2 P3	4 1 1 0 1 0 1												
12 Freddy Sanchez, R OBP: 0.347, SLG: 0.426	4-1 FC3-2 BB				1-0 P5		2-0 P4		2-0 F8	4 0 0 0 1 0 2												
Jason Bay, R OBP: 0.328, SLG: 0.431	2-3 K				0-1 G6-3		1-0 HR			4 1 1 0 0 2 5												
Josh Phelps, R OBP: 0.365, SLG: 0.436	1-1 FC3-2				1-1 P3		0-0 HR			4 1 2 4 0 0 3												
41 Ryan Doumit, S OBP: 0.347, SLG: 0.482	3-2 G5-3				0-1 G5-3		1-3 K			4 0 0 0 0 1 4												
26 Ronny Paulino, R OBP: 0.290, SLG: 0.372		3-2 L6			3-2 F9		1-1 1B			4 0 1 0 0 0 0												
Jose Castillo, R OBP: 0.299, SLG: 0.361		2-2 24 G4-3 1B			3-2 F9		0-1 1B			4 1 2 0 0 1 0												
13 Nate McLouth, L OBP: 0.303, SLG: 0.391							1-2 1B			0 0 0 0 0 0 0												
24 Tom Gorzelanny, R OBP: 0.106, SLG: 0.067		0-2 G4-3					0-3 K			4 0 0 0 0 3 3												
Inning Stats	R: 0 E: 0 K: 1 S: 14	H: 0 LOB: 3 BB: 3 P: 32	R: 1 E: 0 K: 0 S: 16	H: 2 LOB: 1 BB: 0 P: 24	R: 0 E: 0 K: 0 S: 5	H: 0 LOB: 0 BB: 0 P: 7	R: 0 E: 0 K: 0 S: 9	H: 0 LOB: 0 BB: 0 P: 15	R: 0 E: 0 K: 1 S: 9	H: 0 LOB: 0 BB: 0 P: 13	R: 2 E: 0 K: 2 S: 14	H: 4 LOB: 2 BB: 0 P: 20	R: 2 E: 0 K: 1 S: 12	H: 3 LOB: 1 BB: 0 P: 17	R: 0 E: 0 K: 2 S: 7	H: 0 LOB: 0 BB: 0 P: 14	R: 0 E: 0 K: 1 S: 13	H: 0 LOB: 0 BB: 0 P: 19	1B: 6 2B: 1 3B: 1 HR: 1	SF: 0 SAC: 0 DP: 0 HBP: 0	WP: 0 PB: 0 SB: 0 CS: 0	PA: 39
PITCHER	IP WLS BF H R ER SO BB IBB HBP BLK WP HR S P ERA WHIP											PITCHER	IP WLS BF H R ER SO BB IBB HBP BLK WP HR S P ERA WHIP									
75 Barry Zito, L ERA: 5.13	(1, 1) 6.0 L 27 6 3 3 4 3 0 0 0 0 0 1 67 111 4.50 1.500																					
31 Vinnie Chulk, R ERA: 3.64	(7, 1) 2.0 9 3 2 2 3 0 0 0 0 0 0 19 31 9.00 1.500																					
Jack Taschner, L ERA: 5.01	(9, 1) 1.0 3 0 0 0 1 0 0 0 0 0 0 13 19 0.00 0.000																					

Batter	1	2	3	4	5	6	7	8	9	AB R H RBI BB SO LOB	BOTTOM											
Rajai Davis, R OBP: 0.418, SLG: 0.442	1-1 F7		0-0 13 S 1B						2-2 G5-3	4 0 1 0 0 0 0	Pittsburgh Pirates @ San Francisco Giants AT&T Park, San Francisco, CA Sun Aug 12 2007, 12:05 PM PDT Att: 41,976 - Cloudy - 68 F											
13 Omar Vizquel, S OBP: 0.307, SLG: 0.312	2-1 P3		1-0 F9						2-0 P6	4 0 0 0 0 0 1												
2 Randy Winn, S OBP: 0.345, SLG: 0.412	1-1 1B		3-2 P3						2-2 F8	4 0 1 0 0 0 1												
Barry Bonds, L OBP: 0.497, SLG: 0.588	1-1 1B		4-0 IBB						2-1 P4	3 0 1 0 1 0 0												
1 Benjie Molina, R OBP: 0.291, SLG: 0.411	0-1 P1		3-2 P3						2-1 G5-3	4 0 0 0 0 1 4												
Pedro Feliz, R OBP: 0.296, SLG: 0.429		1-2 19 G3 2B			2-1 40 FC5-4 1B					3 0 2 0 0 0 0												
40 Daniel Ortmeier, S OBP: 0.277, SLG: 0.419		1-2 F7			2-2 FC5-4 19 G5-4-3					3 0 0 0 0 0 2												
19 Kevin Frandsen, R OBP: 0.275, SLG: 0.276			1-1 G3		0-1 G5-4-3					3 0 0 0 0 0 2												
75 Barry Zito, L OBP: 0.133, SLG: 0.093			1-3 K							2 0 0 0 0 2 1												
31 Vinnie Chulk, R OBP: 0.305, SLG: 0.364										0 0 0 0 0 0 0												
Ray Durham, S OBP: 0.305, SLG: 0.364										1 0 0 0 0 1 0												
Jack Taschner, L ERA: 5.01										0 0 0 0 0 0 0												
Inning Stats	R: 0 E: 0 K: 1 S: 10	H: 2 LOB: 2 BB: 0 P: 15	R: 0 E: 0 K: 1 S: 11	H: 1 LOB: 1 BB: 0 P: 15	R: 0 E: 0 K: 0 S: 11	H: 1 LOB: 2 BB: 1 P: 22	R: 0 E: 0 K: 0 S: 8	H: 1 LOB: 0 BB: 0 P: 12	R: 0 E: 0 K: 1 S: 6	H: 0 LOB: 0 BB: 0 P: 8	R: 0 E: 0 K: 1 S: 7	H: 0 LOB: 0 BB: 0 P: 9	R: 0 E: 0 K: 0 S: 5	H: 0 LOB: 0 BB: 0 P: 8	R: 0 E: 0 K: 1 S: 7	H: 0 LOB: 0 BB: 0 P: 13	R: 0 E: 0 K: 0 S: 7	H: 0 LOB: 0 BB: 0 P: 13	1B: 4 2B: 1 3B: 0 HR: 0	SF: 0 SAC: 0 DP: 1 HBP: 0	WP: 0 PB: 0 SB: 1 CS: 0	PA: 32
PITCHER	IP WLS BF H R ER SO BB IBB HBP BLK WP HR S P ERA WHIP											PITCHER	IP WLS BF H R ER SO BB IBB HBP BLK WP HR S P ERA WHIP									
24 Tom Gorzelanny, L ERA: 3.29	(1, 1) 9.0 W 32 5 0 0 4 0 1 0 0 0 0 72 115 0.00 0.556																					




Batter	1	2	3	4	5	6	7	8	9	AB	R	H	RBI	BB	SO	LOB	TOP		
Rajai Davis, R OBP: 0.411, SLG: 0.444 (1,8)	G5-3		G6-3			G6-3			F7	4	0	1	1	0	0	0	San Francisco Giants @ Pittsburgh Pirates PNC Park, Pittsburgh, PA Mon Aug 13 2007, 5:05 PM EDT Clear - 82 F livebaseballscorecards.com		
Ray Durham, S OBP: 0.302, SLG: 0.360 (1,4)	K		F9			K			P6	4	0	0	0	0	2	1			
2 Randy Winn, S OBP: 0.342, SLG: 0.409 (1,9)	G5-3				G4-3				G6-3	4	0	0	0	0	0	0			
Barry Bonds, L OBP: 0.496, SLG: 0.585 (1,7)		G3-1			K				1B	3	0	1	0	0	1	0			
1 Bengie Molina, R OBP: 0.289, SLG: 0.408 (1,2)	P3				G5-3				F9	3	0	0	0	0	0	1			
Pedro Feliz, R OBP: 0.294, SLG: 0.426 (1,5)	P4								F9	3	0	0	0	0	0	1			
40 Daniel Ortmeier, S OBP: 0.279, SLG: 0.431 (1,3)			G3-1			G6-3			G5-3	3	1	1	0	0	0	0			
19 Kevin Frandsen, R OBP: 0.271, SLG: 0.271 (1,6)			G3-1			G3			G1-3	3	0	0	0	0	0	1			
18 Matt Cain, R OBP: 0.070, SLG: 0.119 (1,1)									F9	2	0	0	0	0	1	1			
39 Guillermo Rodriguez, R (8, PH) OBP: 0.329, SLG: 0.250 (8,1)									F9	1	0	0	0	0	0	0			
23 Randy Messenger, R (8,1)									F9	0	0	0	0	0	0	0			
Inning Stats	R: 0 E: 0 K: 1 S: 6	H: 0 LOB: 0 BB: 0 P: 10	R: 0 E: 0 K: 0 S: 5	H: 0 LOB: 0 BB: 0 P: 7	R: 1 E: 0 K: 1 S: 9	H: 2 LOB: 1 BB: 0 P: 12	R: 0 E: 0 K: 1 S: 10	H: 0 LOB: 0 BB: 0 P: 13	R: 0 E: 0 K: 0 S: 5	H: 0 LOB: 0 BB: 0 P: 7	R: 0 E: 0 K: 0 S: 4	H: 1 LOB: 1 BB: 0 P: 5	R: 0 E: 0 K: 0 S: 8	H: 0 LOB: 0 BB: 0 P: 13	R: 0 E: 0 K: 0 S: 6	H: 0 LOB: 0 BB: 0 P: 11	1B: 1 2B: 2 3B: 0 HR: 0	SF: 0 SAC: 0 DP: 0 HBP: 0	WP: 0 PA: 30 PB: 0 SB: 0 CS: 0
PITCHER 28 Paul Maholm, L ERA: 4.38 (1,1)	IP: 9.0 WLS: W BF: 30 H: 3 R: 1 ER: 1 SO: 4 BB: 0 IBB: 0 HBP: 0 BLK: 0 WP: 0 HR: 0 S: 61 P: 91 ERA: 1.00 WHIP: 0.333																		

Batter	1	2	3	4	5	6	7	8	9	AB	R	H	RBI	BB	SO	LOB	BOTTOM		
13 Nate McLouth, L OBP: 0.302, SLG: 0.393 (1,8)	P2						G4-3			4	0	1	1	0	1	1	San Francisco Giants @ Pittsburgh Pirates PNC Park, Pittsburgh, PA Mon Aug 13 2007, 5:05 PM EDT Clear - 82 F livebaseballscorecards.com		
19 José Bautista, R OBP: 0.342, SLG: 0.400 (1,7)	12 2B								F8	3	1	1	0	1	0	0			
12 Freddy Sanchez, R OBP: 0.343, SLG: 0.426 (1,4)	2B								L6	4	1	1	0	0	1	2			
25 Adam LaRoche, L OBP: 0.327, SLG: 0.441 (1,3)	2B								G4-3	3	0	0	0	1	0	2			
41 Ryan Doumit, S OBP: 0.344, SLG: 0.478 (6, PH) Cesar Izturis, S OBP: 0.304, SLG: 0.312 (7,5)	K								G5-3	2	0	0	0	0	1	3			
Jose Castillo, R OBP: 0.299, SLG: 0.367 (7,9)									K	3	0	1	2	0	2	0			
26 Ronny Paulino, R OBP: 0.288, SLG: 0.369 (1,2)	G2-3								G6-3	3	0	0	0	0	1	2			
2 Jack Wilson, R OBP: 0.323, SLG: 0.379 (1,6)										2	0	1	0	0	0	0			
28 Paul Maholm, L OBP: 0.204, SLG: 0.208 (1,1)									B1-6-4	3	1	1	0	0	1	2			
Inning Stats	R: 2 E: 0 K: 1 S: 16	H: 2 LOB: 2 BB: 2 P: 30	R: 1 E: 0 K: 1 S: 15	H: 3 LOB: 2 BB: 0 P: 20	R: 0 E: 0 K: 2 S: 10	H: 0 LOB: 0 BB: 0 P: 14	R: 0 E: 0 K: 2 S: 8	H: 1 LOB: 0 BB: 0 P: 12	R: 0 E: 0 K: 0 S: 9	H: 0 LOB: 0 BB: 0 P: 14	R: 0 E: 0 K: 1 S: 8	H: 0 LOB: 0 BB: 0 P: 10	R: 0 E: 0 K: 0 S: 4	H: 0 LOB: 0 BB: 0 P: 5	R: 0 E: 0 K: 0 S: 8	H: 0 LOB: 0 BB: 0 P: 11	1B: 2 2B: 4 3B: 0 HR: 0	SF: 0 SAC: 0 DP: 1 HBP: 1	WP: 0 PA: 31 PB: 0 SB: 0 CS: 1
PITCHER 18 Matt Cain, R ERA: 3.77 (1,1) 23 Randy Messenger, R (8,1) ERA: 2.62	IP: 7.0 WLS: L BF: 28 H: 6 R: 3 ER: 3 SO: 7 BB: 2 IBB: 0 HBP: 1 BLK: 0 WP: 0 HR: 0 S: 70 P: 105 ERA: 3.86 WHIP: 1.143																		

Batter	1	2	3	4	5	6	7	8	9	AB	R	H	RBI	BB	SO	LOB	TOP			
7 José Reyes, S OBP: 0.377, SLG: 0.453	4-0 G6-3 15 HR BB	1-1 1B	4-2 BB			0-2 1B	2-1 L4		2-2 F7	4	2	1	2	0	1					
1 Luis Castillo, S OBP: 0.358, SLG: 0.352	3-2 G6-3	2-2 1B	0-1 G4-3			0-0 1B	2-1 G4-3		0-1 G6-3	6	0	2	2	0	0	5				
5 David Wright, R OBP: 0.398, SLG: 0.521	0-3 K	0-2 L8			0-0 1B	3-3 FC6-4	0-1 1B			5	0	2	0	0	1	4				
15 Carlos Beltrán, S OBP: 0.339, SLG: 0.501	2-1 HR		3-1 BB FC4-2 18 1B	0-1 G3-6		0-0 2B	0-0 L4			5	1	3	2	0	0	2				
18 Moises Alou, R OBP: 0.377, SLG: 0.508	4-1 BB		0-1 FC4-2 54 1B	0-2 F7		2-2 L5	2-1 G6-3			4	1	1	0	1	0	1				
Shawn Green, L OBP: 0.326, SLG: 0.410	4-2 BB		4-1 54 1B 7 BB FC4-2		2-2 G3	0-0 G3	4-0 G6-3			2	2	1	0	3	0	1				
9 Marlon Anderson, L OBP: 0.292, SLG: 0.292	1-3 K		1-1 FC4-2 7 BB 54 1B		2-0 F8	4-0 HBP IBB	0-2 G6-3			4	0	0	0	1	1	7				
Mike DiFelice, R OBP: 0.353, SLG: 0.333		0-1 G5-3	2-0 F6		0-1 G1-3	3-2 HBP			1-3 K	4	0	0	0	0	1	4				
54 Brian Lawrence, R Ruben Colares, S 59 Guillermo Mota, R 25 Pedro Feliciano, L Aron Heilman, R 3 Damon Easley, R	1-0 P6		0-0 7 BB 1B		0-0 E7	2-1 G4-3			4-2 BB	3	1	2	2	0	0	0				
Inning Stats	R: 2 E: 0 K: 2 S: 17	H: 1 LOB: 2 BB: 3 P: 34	R: 1 E: 0 K: 0 S: 11	H: 2 LOB: 1 BB: 0 P: 15	R: 2 E: 0 K: 0 S: 13	H: 3 LOB: 3 BB: 2 P: 27	R: 0 E: 0 K: 0 S: 7	H: 1 LOB: 0 BB: 0 P: 7	R: 2 E: 1 K: 0 S: 13	H: 4 LOB: 3 BB: 0 P: 17	R: 0 E: 0 K: 0 S: 10	H: 1 LOB: 1 BB: 0 P: 21	R: 0 E: 0 K: 0 S: 6	H: 0 LOB: 0 BB: 1 P: 12	R: 0 E: 0 K: 1 S: 13	H: 0 LOB: 1 BB: 1 P: 20	1B: 11 2B: 1 3B: 0 HR: 1	SF: 0 SAC: 0 DP: 2 HBP: 1	WP: 0 PB: 0 SB: 3 CS: 0	PA: 47
PITCHER	IP WLS BF H R ER SO BB IBB HBP BLK WP HR S P ERA WHIP	IP WLS BF H R ER SO BB IBB HBP BLK WP HR S P ERA WHIP	IP WLS BF H R ER SO BB IBB HBP BLK WP HR S P ERA WHIP	IP WLS BF H R ER SO BB IBB HBP BLK WP HR S P ERA WHIP	IP WLS BF H R ER SO BB IBB HBP BLK WP HR S P ERA WHIP	IP WLS BF H R ER SO BB IBB HBP BLK WP HR S P ERA WHIP	IP WLS BF H R ER SO BB IBB HBP BLK WP HR S P ERA WHIP	IP WLS BF H R ER SO BB IBB HBP BLK WP HR S P ERA WHIP	IP WLS BF H R ER SO BB IBB HBP BLK WP HR S P ERA WHIP	IP WLS BF H R ER SO BB IBB HBP BLK WP HR S P ERA WHIP	IP WLS BF H R ER SO BB IBB HBP BLK WP HR S P ERA WHIP	IP WLS BF H R ER SO BB IBB HBP BLK WP HR S P ERA WHIP	IP WLS BF H R ER SO BB IBB HBP BLK WP HR S P ERA WHIP	IP WLS BF H R ER SO BB IBB HBP BLK WP HR S P ERA WHIP	IP WLS BF H R ER SO BB IBB HBP BLK WP HR S P ERA WHIP	IP WLS BF H R ER SO BB IBB HBP BLK WP HR S P ERA WHIP	IP WLS BF H R ER SO BB IBB HBP BLK WP HR S P ERA WHIP			

New York Mets @ Pittsburgh Pirates
PNC Park, Pittsburgh, PA
Thu Aug 16 2007, 7:05 PM EDT
Att: 36,447 - Cloudy - 82 F

livebaseballscorecards.com




AB	38
R	7
H	13
RBI	7
BB	8
SO	3
LOB	28

Batter	1	2	3	4	5	6	7	8	9	AB	R	H	RBI	BB	SO	LOB	BOTTOM			
13 Nate McLouth, L OBP: 0.321, SLG: 0.428	2-1 F9		1-0 F8			4-2 1B S BB	1-0 2B		2-3 K	4	1	1	1	1	1	1				
Cesar Izturis, S OBP: 0.302, SLG: 0.307	4-2 BB FC4-6		0-1 L4		2-2 1B FC9-6	2-2 P6		1-2 G5-3		4	0	1	0	1	0	2				
12 Freddy Sanchez, R OBP: 0.346, SLG: 0.422	1-2 FC4-6			4-2 25 HR BB	0-1 FC9-6		4-2 25 1B BB	2-1 E5		3	3	0	0	2	0	3				
25 Adam LaRoche, L OBP: 0.333, SLG: 0.445	2-0 G4-3			1-0 HR	1-0 F7		1-2 19 1B 1B	0-0 E2		5	3	3	2	0	0	3				
Jason Bay, R OBP: 0.329, SLG: 0.426		0-3 K2-3		1-0 HBP FC6-4	0-1 1B		3-2 1B 1B	3-2 19 1B 1B		4	1	3	3	0	1	0				
19 José Bautista, R OBP: 0.347, SLG: 0.412		1-0 F9		2-3 K	0-0 P1		0-0 1B	3-2 1B		5	0	2	1	0	1	3				
2 Jack Wilson, R OBP: 0.322, SLG: 0.373 Jose Castillo, R OBP: 0.295, SLG: 0.362	2-3 K			0-2 FC6-4		0-0 G4-3	0-0 G4-3	0-3 K		2	1	0	0	0	1	1				
26 Ronny Paulino, R OBP: 0.292, SLG: 0.373			4-2 52 SH5-4 BB	1-1 2B		1-1 13 2B 2B				3	1	2	1	1	1	3				
Tony Armas, R 52 Franchelis Orosio, R Josh Phelps, R 16 Salomon Torres, R Xavier Nady, R Damaso Marte, L 55 Matt Capps, R	0-0 SH5-4		0-0 G1-3		0-1 L3		0-0 G4-3			0	0	0	0	0	0	0				
Inning Stats	R: 0 E: 0 K: 0 S: 12	H: 0 LOB: 1 BB: 1 P: 21	R: 0 E: 0 K: 2 S: 9	H: 0 LOB: 0 BB: 0 P: 12	R: 0 E: 0 K: 1 S: 7	H: 0 LOB: 1 BB: 1 P: 12	R: 3 E: 0 K: 1 S: 15	H: 2 LOB: 1 BB: 1 P: 24	R: 1 E: 0 K: 0 S: 12	H: 2 LOB: 2 BB: 1 P: 19	R: 1 E: 0 K: 0 S: 10	H: 2 LOB: 1 BB: 0 P: 15	R: 2 E: 0 K: 1 S: 15	H: 4 LOB: 2 BB: 1 P: 24	R: 3 E: 2 K: 2 S: 19	H: 3 LOB: 1 BB: 0 P: 30	1B: 9 2B: 3 3B: 0 HR: 1	SF: 0 SAC: 1 DP: 1 HBP: 1	WP: 0 PB: 0 SB: 1 CS: 0	PA: 43
PITCHER	IP WLS BF H R ER SO BB IBB HBP BLK WP HR S P ERA WHIP	IP WLS BF H R ER SO BB IBB HBP BLK WP HR S P ERA WHIP	IP WLS BF H R ER SO BB IBB HBP BLK WP HR S P ERA WHIP	IP WLS BF H R ER SO BB IBB HBP BLK WP HR S P ERA WHIP	IP WLS BF H R ER SO BB IBB HBP BLK WP HR S P ERA WHIP	IP WLS BF H R ER SO BB IBB HBP BLK WP HR S P ERA WHIP	IP WLS BF H R ER SO BB IBB HBP BLK WP HR S P ERA WHIP	IP WLS BF H R ER SO BB IBB HBP BLK WP HR S P ERA WHIP	IP WLS BF H R ER SO BB IBB HBP BLK WP HR S P ERA WHIP	IP WLS BF H R ER SO BB IBB HBP BLK WP HR S P ERA WHIP	IP WLS BF H R ER SO BB IBB HBP BLK WP HR S P ERA WHIP	IP WLS BF H R ER SO BB IBB HBP BLK WP HR S P ERA WHIP	IP WLS BF H R ER SO BB IBB HBP BLK WP HR S P ERA WHIP	IP WLS BF H R ER SO BB IBB HBP BLK WP HR S P ERA WHIP	IP WLS BF H R ER SO BB IBB HBP BLK WP HR S P ERA WHIP	IP WLS BF H R ER SO BB IBB HBP BLK WP HR S P ERA WHIP				

New York Mets @ Pittsburgh Pirates
PNC Park, Pittsburgh, PA
Thu Aug 16 2007, 7:05 PM EDT
Att: 36,447 - Cloudy - 82 F

livebaseballscorecards.com



AB	36
R	10
H	13
RBI	9
BB	5
SO	6
LOB	22

Batter	1	2	3	4	5	6	7	8	9	AB	R	H	RBI	BB	SO	LOB	TOP					
11 Jimmy Rollins, S OBP: 0.343, SLG: 0.520	F7		2B			2B		L8	K	6	3	3	1	0	1	2	Philadelphia Phillies @ Pittsburgh Pirates PNC Park, Pittsburgh, PA Fri Aug 17 2007, 7:05 PM EDT Att: 37,072 - Clear - 78 F					
Tadahito Iguchi, R OBP: 0.348, SLG: 0.392	BB		F9			1B		K		4	2	2	2	1	1							
Pat Burrell, R OBP: 0.417, SLG: 0.489 29 Chris Roberson, S OBP: 0.261, SLG: 0.261	FC6-4					HR		F8		3	2	3	3	1	0	0						
6 Ryan Howard, L OBP: 0.386, SLG: 0.570	F5		P5			K			1B	4	1	0	0	1	2	5						
Aaron Rowand, R OBP: 0.379, SLG: 0.520	FC6-4		G6-3			K			BB	5	2	2	3	0	0	3						
28 Jayson Werth, R OBP: 0.369, SLG: 0.417		P3							BB	5	0	2	0	0	1	2						
Wes Helms, R OBP: 0.305, SLG: 0.382 55 Clay Condrey, R Jose Mesa, R	F9					G1-6-3			BB	4	0	1	0	0	1	2						
19 Greg Dobbs, L OBP: 0.329, SLG: 0.487 59 Mike Zagurski, L									BB	0	0	0	0	0	0	0						
27 Chris Coste, R OBP: 0.367, SLG: 0.455									BB	0	0	0	0	1	0	0						
58 J.D. Durbin, R Abraham Nunez, S	F8								BB	0	0	0	0	0	0	0						
Inning Stats	R: 0 E: 0 K: 0 S: 11	H: 0 LOB: 2 BB: 2 P: 25	R: 0 E: 0 K: 0 S: 7	H: 1 LOB: 1 BB: 0 P: 10	R: 1 E: 0 K: 0 S: 10	H: 2 LOB: 1 BB: 0 P: 16	R: 0 E: 0 K: 2 S: 13	H: 1 LOB: 1 BB: 0 P: 19	R: 4 E: 0 K: 1 S: 15	H: 5 LOB: 0 BB: 0 P: 22	R: 4 E: 0 K: 1 S: 16	H: 4 LOB: 1 BB: 0 P: 20	R: 0 E: 0 K: 0 S: 8	H: 1 LOB: 1 BB: 0 P: 15	R: 0 E: 0 K: 1 S: 8	H: 0 LOB: 0 BB: 0 P: 11	R: 2 E: 0 K: 2 S: 13	H: 2 LOB: 2 BB: 2 P: 29	1B: 9 2B: 5 3B: 0 HR: 2	SF: 0 SAC: 1 DP: 1 HBP: 0	WP: 0 PB: 0 CS: 0	PA: 46
PITCHER	IP WLS BF H R ER SO BB IBB HBP BLK WP HR S P ERA WHIP																					
24 Tom Gorzelanny, L ERA: 3.48	5.0 L 25 9 5 5 3 2 0 0 0 0 0 1 56 92 9.00 2.200																					
Shane Youman, L ERA: 5.79	2.0 11 5 4 4 1 0 0 0 0 0 0 1 24 35 18.00 2.500																					
16 Salomon Torres, R ERA: 5.28	1.0 3 0 0 0 1 0 0 0 0 0 0 0 8 11 0.00 0.000																					
Shawn Chacon, R ERA: 4.37	1.0 7 2 2 2 2 2 0 0 0 0 0 0 13 29 18.00 4.000																					

Batter	1	2	3	4	5	6	7	8	9	AB	R	H	RBI	BB	SO	LOB	BOTTOM					
13 Nate McLouth, L OBP: 0.327, SLG: 0.431	12 1B		25 S			G3-1			G4-3	3	1	1	1	2	0	1	Philadelphia Phillies @ Pittsburgh Pirates PNC Park, Pittsburgh, PA Fri Aug 17 2007, 7:05 PM EDT Att: 37,072 - Clear - 78 F					
12 Freddy Sanchez, R OBP: 0.344, SLG: 0.421	BB		BB						G4-3	4	0	1	3	0	0	2						
25 Adam LaRoche, L OBP: 0.331, SLG: 0.442	1B		G4-3						G4-3	5	0	1	0	0	1	2						
Jason Bay, R OBP: 0.328, SLG: 0.423	F7								K	3	1	0	0	1	2	1						
19 José Bautista, R OBP: 0.347, SLG: 0.418									BB	4	1	1	2	0	1	1						
Jose Castillo, R OBP: 0.289, SLG: 0.354									HR	4	0	0	0	0	0	0						
26 Ronny Paulino, R OBP: 0.292, SLG: 0.380										4	1	1	1	0	0	0						
Cesar Izturis, S OBP: 0.305, SLG: 0.310										4	2	2	0	0	0	0						
24 Tom Gorzelanny, R ERA: 3.48 Matt Kalta, S Shane Youman, L Josh Pineski, S 16 Salomon Torres, R Shawn Chacon, R 2 Jack Wilson, R	SH2-4								BB	0	0	0	0	0	0	0						
Inning Stats	R: 1 E: 0 K: 0 S: 7	H: 1 LOB: 0 BB: 1 P: 14	R: 0 E: 0 K: 0 S: 8	H: 0 LOB: 0 BB: 0 P: 12	R: 1 E: 0 K: 0 S: 11	H: 1 LOB: 1 BB: 1 P: 19	R: 0 E: 0 K: 1 S: 7	H: 0 LOB: 0 BB: 0 P: 10	R: 1 E: 0 K: 0 S: 13	H: 1 LOB: 0 BB: 0 P: 17	R: 0 E: 0 K: 2 S: 9	H: 1 LOB: 1 BB: 0 P: 13	R: 1 E: 0 K: 0 S: 14	H: 3 LOB: 2 BB: 0 P: 24	R: 2 E: 0 K: 0 S: 8	H: 1 LOB: 1 BB: 1 P: 16		R: 2 E: 0 K: 1 S: 11	H: 2 LOB: 0 BB: 0 P: 14	1B: 5 2B: 3 3B: 0 HR: 3	SF: 1 SAC: 1 DP: 1 HBP: 0	WP: 0 PB: 1 CS: 0
PITCHER	IP WLS BF H R ER SO BB IBB HBP BLK WP HR S P ERA WHIP																					
58 J.D. Durbin, R ERA: 5.36	6.0 W 23 4 3 2 3 2 0 0 0 0 0 1 55 85 3.00 1.000																					
55 Clay Condrey, R ERA: 5.4	1.0 6 3 1 1 0 0 0 0 0 0 0 1 14 24 9.00 3.000																					
Jose Mesa, R ERA: 5.92	1.0 5 1 2 2 0 1 0 0 0 0 0 1 8 16 18.00 2.000																					
59 Mike Zagurski, L ERA: 5.23	1.0 5 2 2 2 1 0 0 0 0 0 0 0 11 14 18.00 2.000																					

Batter	1	2	3	4	5	6	7	8	9	AB	R	H	RBI	BB	SO	LOB	TOP					
11 Jimmy Rollins, S OBP: 0.343, SLG: 0.520	1-0 L9 6 1B	4-1 HR	0-1 L8			0-2 G5-3			1-2 G4-3	4	2	1	0	1	0	1	Philadelphia Phillies @ Pittsburgh Pirates PNC Park, Pittsburgh, PA Sat Aug 18 2007, 7:05 PM EDT Att: 38,152 - Cloudy - 71 F					
Tadahito Iguchi, R OBP: 0.348, SLG: 0.394	0-0 L9	0-2 F9		0-1 2B		1-1 G6-3			0-0 1B	5	0	2	0	0	0	2						
Pat Burrell, R OBP: 0.414, SLG: 0.494	0-1 G1-3	2-0 HR		2-3 K			2-1 G6-3		1-3 K	5	1	1	2	0	2	3						
6 Ryan Howard, L OBP: 0.385, SLG: 0.567	3-1 28 HR 1B	1-2 G3		2-3 K			2-3 K			4	1	1	1	0	2	1						
Aaron Rowand, R OBP: 0.380, SLG: 0.519	0-0 28 HR 1B	4-2 BB		3-2 P4			0-0 P4			3	1	1	0	1	0	1						
28 Jayson Werth, R OBP: 0.366, SLG: 0.434	1-1 HR	1-2 L5			1-1 L9				1-3 K	4	1	1	3	0	1	1						
51 Carlos Ruiz, R OBP: 0.330, SLG: 0.401	1-1 1B		1-2 G5-3			1-1 G4-6-3 1B			1-3 K	4	0	2	0	0	1	0						
Abraham Nunez, S OBP: 0.321, SLG: 0.299	1-0 1B		1-0 G5-3			0-0 G4-6-3			2-2 F9	3	0	1	0	0	0	0						
29 Chris Roberson, S OBP: 0.290, SLG: 0.290	1-3 1B					1-2 1B				3	0	1	0	0	0	0						
59 Mike Zagurski, L Antonio Alfonseca, R	1-3 1B									0	0	0	0	0	0	0						
Jamie Moyer, L OBP: 0.153, SLG: 0.186	3-3 K		1-1 1B			1-0 F7			0-1 L3	2	0	1	0	0	1	2						
Jose Mesa, R Wes Helms, R OBP: 0.304, SLG: 0.380	5 K									0	0	0	0	0	0	0						
55 Clay Condrey, R 19 Greg Dobbs, L OBP: 0.328, SLG: 0.485	6 K									1	0	0	0	0	0	0						
19 Greg Dobbs, L OBP: 0.328, SLG: 0.485	8 K									1	0	0	0	0	0	0						
Inning Stats	R: 4 E: 0 K: 1 S: 16	H: 6 LOB: 2 BB: 0 P: 26	R: 2 E: 0 K: 0 S: 15	H: 1 LOB: 1 BB: 2 P: 27	R: 0 E: 0 K: 0 S: 8	H: 1 LOB: 1 BB: 0 P: 11	R: 0 E: 0 K: 2 S: 12	H: 1 LOB: 0 BB: 0 P: 19	R: 0 E: 0 K: 0 S: 5	H: 0 LOB: 0 BB: 0 P: 7	R: 0 E: 0 K: 1 S: 6	H: 0 LOB: 0 BB: 0 P: 10	R: 0 E: 0 K: 2 S: 10	H: 0 LOB: 0 BB: 0 P: 14	R: 0 E: 0 K: 1 S: 9	H: 1 LOB: 1 BB: 0 P: 11	1B: 7 2B: 2 3B: 0 HR: 2	SF: 0 SAC: 0 DP: 1 HBP: 0	WP: 0 PB: 0 SB: 0 CS: 0	PA: 39		
PITCHER	IP WLS BF H R ER SO BB IBB HBP BLK WP HR S P ERA WHIP	7.0 W 32 10 6 6 4 2 0 0 0 0 2 70 110 7.71 1.714	1.0 H 3 0 0 0 2 0 0 0 0 0 0 10 14 0.00 0.000	1.0 4 1 0 0 1 0 0 0 0 0 0 9 11 0.00 1.000																		

Batter	1	2	3	4	5	6	7	8	9	AB	R	H	RBI	BB	SO	LOB	BOTTOM			
19 José Bautista, R OBP: 0.345, SLG: 0.414	4-1 12 1B 2B	1-1 G5-3		0-0 F7		2-0 G6-3		3-3 K		4	1	0	0	1	1	1	Philadelphia Phillies @ Pittsburgh Pirates PNC Park, Pittsburgh, PA Sat Aug 18 2007, 7:05 PM EDT Att: 38,152 - Cloudy - 71 F			
12 Freddy Sanchez, R OBP: 0.347, SLG: 0.431	0-2 2B 1B	3-2 FC6-5 2B		2-2 HR		1-2 L4		1-0 G6-3		5	2	3	2	0	0	0				
Jason Bay, R OBP: 0.329, SLG: 0.427	3-1 1B 25 2B	2-1 FC6-5		1-1 G5-3		2-3 K		1-1 25 1B		5	2	2	1	0	1	1				
Xavier Nady, R OBP: 0.341, SLG: 0.491	2-2 25 2B 26 G6-3	2-3 K			0-0 25 2B 26 E			4-0 2 1B 25 BB	4-0 26 1B 25 1B	3	3	2	1	2	1	1				
25 Adam LaRoche, L OBP: 0.336, SLG: 0.450	2-1 1-3 3H 2B		1-2 P3		0-1 26 E		4-2 2 1B	0-1 BB 26 1B	1-2 2H 1B	4	1	3	2	1	0	0				
26 Ronny Paulino, R OBP: 0.290, SLG: 0.378	0-2 G6-3		3-3 K		1-0 E5 G4-3 2 SH2-3		0-2 F9	2-2 BB 1B	1-2 2-3 1B	5	1	1	1	0	1	3				
Jose Castillo, R OBP: 0.283, SLG: 0.346	1-3 K		0-1 F8		2-3 G4-3		1-2 K	4-0 BB 1B		4	0	0	0	0	2	4				
Shawn Chacon, R OBP: 0.273, SLG: 0.273										0	0	0	0	0	0	0				
Josh Phelps, R OBP: 0.373, SLG: 0.462										0	0	0	1	1	0	0				
55 Matt Capps, R OBP: 1.000, SLG: 1.000										0	0	0	0	0	0	0				
2 Jack Wilson, R OBP: 0.326, SLG: 0.377	4-0 IBB			3-2 P5		1-1 SH2-3		1-1 1B	0-1 F7	3	0	1	1	1	0	3				
28 Paul Maholm, L OBP: 0.212, SLG: 0.216	1-3 K			0-0 12 HR 1B				3-1 L3		3	1	1	0	0	2	2				
13 Nate McLouth, L OBP: 0.325, SLG: 0.429										1	0	0	0	0	0	3				
Inning Stats	R: 4 E: 0 K: 2 S: 21	H: 4 LOB: 2 BB: 2 P: 38	R: 0 E: 0 K: 1 S: 10	H: 1 LOB: 0 BB: 0 P: 18	R: 0 E: 0 K: 1 S: 8	H: 0 LOB: 0 BB: 0 P: 12	R: 2 E: 0 K: 0 S: 12	H: 2 LOB: 0 BB: 0 P: 18	R: 3 E: 1 K: 1 S: 11	H: 2 LOB: 0 BB: 0 P: 14	R: 0 E: 0 K: 1 S: 7	H: 0 LOB: 0 BB: 0 P: 12	R: 0 E: 0 K: 1 S: 13	H: 1 LOB: 3 BB: 2 P: 26	R: 2 E: 0 K: 1 S: 15	H: 3 LOB: 3 BB: 2 P: 30	1B: 7 2B: 5 3B: 0 HR: 1	SF: 0 SAC: 1 DP: 0 HBP: 0	WP: 0 PB: 0 SB: 0 CS: 0	PA: 44
PITCHER	IP WLS BF H R ER SO BB IBB HBP BLK WP HR S P ERA WHIP	4.0 L 23 9 8 7 4 1 1 0 0 0 0 8 11 15.75 2.500	1.0 4 0 1 0 1 0 0 0 0 0 0 0 8 11 0.00 0.000	2.0 9 1 0 0 2 2 0 0 0 0 0 0 20 38 0.00 1.500	0.2 6 3 2 2 1 0 1 0 0 0 0 0 13 24 27.00 4.500	0.1 2 0 0 0 0 1 0 0 0 0 0 0 2 6 0.00 3.000														

AB	37
R	6
H	11
RBI	6
BB	2
SO	7
LOB	12




Batter	1	2	3	4	5	6	7	8	9	10	11	AB	R	H	RBI	BB	SO	LOB	TOP	
13 Nate McLouth, L OBP: 0.322, SLG: 0.425	G3		G3			L7		L4			SH2-4	4	0	0	0	0	0	0		
Matt Kata, S OBP: 0.268, SLG: 0.390	G6-3		P4			F9		G3-1			12 1B E HBP	4	2	1	0	0	0	0		
12 Freddy Sanchez, R OBP: 0.346, SLG: 0.431	G6-3					F8				K	E 1B	5	0	2	2	0	1	0		
25 Adam LaRoche, L OBP: 0.340, SLG: 0.455						F7					F9	5	0	3	0	0	0	3		
Jason Bay, R OBP: 0.325, SLG: 0.420						F8		P6			E5 19 FC6-4	5	0	0	0	0	2	4		
19 José Bautista, R OBP: 0.342, SLG: 0.412						K		F9			FC6-4	5	0	0	0	0	1	4		
26 Ronny Paulino, R OBP: 0.290, SLG: 0.376						G1-3		G1-3			G6-3	4	0	1	0	0	0	1		
2 Jack Wilson, R OBP: 0.326, SLG: 0.375						L5-3		G6-3			L7	4	0	0	0	0	0	1		
16 Salomon Torres, R OBP: 0.307, SLG: 0.399												0	0	0	0	0	0	0		
Damaso Marte, L												0	0	0	0	0	0	0		
55 Matt Capps, R OBP: 1.000, SLG: 1.000												0	0	0	0	0	0	0		
Matt Morris, R OBP: 0.397, SLG: 0.496												0	0	0	0	0	0	0		
34 John Grabow, L												0	0	0	0	0	0	0		
Josh Phelps, R OBP: 0.273, SLG: 0.273												0	0	0	0	0	0	0		
Shawn Chacon, R OBP: 0.273, SLG: 0.273												0	0	0	0	0	0	0		
Cesar Izquierdo, S OBP: 0.307, SLG: 0.309												0	0	0	0	0	0	0		
Inning Stats	R: 1 E: 0 K: 1 S: 16	H: 2 LOB: 1 BB: 0 P: 24	R: 0 E: 0 K: 0 S: 9	H: 0 LOB: 0 BB: 0 P: 13	R: 0 E: 0 K: 1 S: 11	H: 0 LOB: 0 BB: 0 P: 14	R: 0 E: 0 K: 1 S: 10	H: 1 LOB: 1 BB: 0 P: 12	R: 0 E: 0 K: 0 S: 5	H: 0 LOB: 0 BB: 0 P: 6	R: 0 E: 0 K: 2 S: 8	H: 1 LOB: 0 BB: 0 P: 11	R: 0 E: 0 K: 0 S: 11	H: 0 LOB: 0 BB: 0 P: 17	R: 2 E: 1 K: 0 S: 13	H: 1 LOB: 2 BB: 1 P: 24	1B: 4 2B: 3 3B: 1 HR: 1	SF: 0 SAC: 1 DP: 1 HBP: 1	WP: 0 PB: 0 SB: 0 CS: 0	PA: 42
38 Ubaldo Jiménez, R ERA: 4.54	IP: 7.0	WLS: 2	BF: 25	H: 5	R: 1	ER: 1	SO: 4	BB: 0	IBB: 0	HBP: 0	BLK: 0	WP: 0	HR: 0	S: 65	P: 92	ERA: 1.29	WHIP: 0.714			
LaTroy Hawkins, R ERA: 3.64	1.0	B	4	1	1	1	0	0	0	0	0	0	1	8	13	9.00	1.000			
60 Manny Corpas, R ERA: 2.16	1.0	3	1	0	0	2	0	0	0	0	0	0	0	8	11	0.00	1.000			
34 Matt Herges, R ERA: 3.38	1.0	3	0	0	0	0	0	0	0	0	0	0	0	11	17	0.00	0.000			
40 Brian Fuentes, L ERA: 3.98	0.2	L	5	1	2	1	0	1	0	1	0	0	0	9	18	13.50	3.000			

Pittsburgh Pirates @ Colorado Rockies
 Coors Field, Denver, CO
 Mon Aug 20 2007, 7:05 PM MDT
 Att: 22,682 - Clear - 90 F

livebaseballscorecards.com

AB 39
 R 4
 H 8
 RBI 3
 BB 1
 SO 6
 LOB 13




Batter	1	2	3	4	5	6	7	8	9	10	11	AB	R	H	RBI	BB	SO	LOB	BOTTOM	
Kazuo Matsui, S OBP: 0.335, SLG: 0.399	K		FC1-6		G4-3		P2		K			5	0	0	0	0	2	1		
2 Troy Tulowitzki, R OBP: 0.361, SLG: 0.453			G6-3				HR					5	1	4	1	0	0	1		
5 Matt Holliday, R OBP: 0.393, SLG: 0.567			G6-4-3		FC1-4							5	0	1	0	0	1	4		
17 Todd Helton, L OBP: 0.417, SLG: 0.462					F9		L9					3	1	0	0	2	0	2		
27 Garrett Atkins, R OBP: 0.349, SLG: 0.463					G6-3							3	0	0	0	2	0	2		
11 Brad Hawpe, L OBP: 0.389, SLG: 0.535												4	0	1	1	0	1	2		
Jamey Carroll, R OBP: 0.324, SLG: 0.312												1	0	0	0	0	0	2		
19 Ryan Spilborghs, R OBP: 0.378, SLG: 0.562												5	0	2	0	0	1	1		
8 Yorvit Torrealba, R OBP: 0.331, SLG: 0.374												5	0	0	0	0	2	5		
Inning Stats	R: 0 E: 0 K: 1 S: 6	H: 1 LOB: 0 BB: 0 P: 7	R: 0 E: 0 K: 1 S: 9	H: 1 LOB: 2 BB: 1 P: 16	R: 0 E: 0 K: 0 S: 8	H: 0 LOB: 1 BB: 1 P: 17	R: 1 E: 2 K: 0 S: 11	H: 2 LOB: 2 BB: 0 P: 16	R: 0 E: 0 K: 0 S: 9	H: 0 LOB: 0 BB: 0 P: 11	R: 0 E: 0 K: 2 S: 11	H: 2 LOB: 1 BB: 0 P: 18	R: 0 E: 0 K: 1 S: 9	H: 0 LOB: 0 BB: 0 P: 13	R: 0 E: 0 K: 1 S: 10	H: 1 LOB: 2 BB: 2 P: 23	1B: 7 2B: 1 3B: 0 HR: 1	SF: 0 SAC: 0 DP: 2 HBP: 0	WP: 2 PB: 0 SB: 1 CS: 1	PA: 45
Matt Morris, R ERA: 4.51	IP: 6.2	WLS: 1	BF: 30	H: 7	R: 2	ER: 1	SO: 4	BB: 3	IBB: 0	HBP: 0	BLK: 0	WP: 1	HR: 1	S: 64	P: 104	ERA: 1.35	WHIP: 1.500			
34 John Grabow, L ERA: 3.96	0.1	1	0	0	0	0	0	1	0	0	0	1	0	3	4	0.00	0.000			
Shawn Chacon, R ERA: 4.22	2.0	6	0	0	0	1	0	0	0	0	0	0	0	13	18	0.00	0.000			
16 Salomon Torres, R ERA: 5.09	0.2	2	1	0	0	1	0	0	0	0	0	0	0	5	9	0.00	1.500			
Damaso Marte, L ERA: 1.86	0.1	W	3	0	0	0	0	2	0	0	0	0	0	5	14	0.00	6.000			

Pittsburgh Pirates @ Colorado Rockies
 Coors Field, Denver, CO
 Mon Aug 20 2007, 7:05 PM MDT
 Att: 22,682 - Clear - 90 F

livebaseballscorecards.com


AB 40
 R 2
 H 8
 RBI 2
 BB 5
 SO 7
 LOB 22




Batter	1	2	3	4	5	6	7	8	9	AB	R	H	RBI	BB	SO	LOB	TOP										
13 Nate McLouth, L OBP: 0.328, SLG: 0.471	E7 19 2B	HR		HR		L7		F8		5	3	3	2	0	0	0	Pittsburgh Pirates @ Colorado Rockies Coors Field, Denver, CO Wed Aug 22 2007, 7:05 PM MDT Att: 20,629 - Partly Cloudy - 70 F										
19 José Bautista, R OBP: 0.344, SLG: 0.415	F8 12 2B	1B		F8		12 HR	1B	F7		5	2	3	1	0	0	0											
12 Freddy Sanchez, R OBP: 0.347, SLG: 0.439	F8-5 25 F8-5	2B		G6-3		G6-3	HR	1B		5	1	4	3	0	0	0											
25 Adam LaRoche, L OBP: 0.342, SLG: 0.455	F8-5	G3-6-1		G3-6-1		G3	HR	G3-1		4	0	0	0	1	0	4											
Xavier Nady, R OBP: 0.344, SLG: 0.496 Cesar Izturis, S OBP: 0.309, SLG: 0.308	P4			HR		FC6-4		K		4	1	1	1	0	1	1											
Jason Bay, R OBP: 0.324, SLG: 0.423	E6 2 HR	F9		F9		HR		F8		5	2	2	1	0	0	0											
26 Ronny Paulino, R OBP: 0.291, SLG: 0.373	2 HR	BB		FC6-4		2 G6-4-3	1B	F8		4	1	2	0	1	0	0											
2 Jack Wilson, R OBP: 0.327, SLG: 0.383	FC6-4	HR		FC6-4		G6-4-3		1B		4	1	2	3	0	0	2											
24 Tom Gorzelanny, R OBP: 0.100, SLG: 0.063 Jose Castillo, R OBP: 0.273, SLG: 0.341 52 Franquelis Osoria, R 34 John Grabow, L	G6-3	P4		P4		G4-3		K		3	0	0	0	0	0	1											
Inning Stats	R: 2 H: 3 E: 1 K: 0 S: 11	LOB: 0 BB: 0 P: 15	R: 4 H: 5 E: 1 K: 0 S: 14	LOB: 1 BB: 1 P: 23	R: 1 H: 2 E: 0 K: 0 S: 10	LOB: 0 BB: 0 P: 13	R: 1 H: 1 E: 0 K: 0 S: 9	LOB: 1 BB: 1 P: 16	R: 1 H: 2 E: 0 K: 0 S: 10	LOB: 0 BB: 0 P: 14	R: 2 H: 2 E: 0 K: 1 S: 16	LOB: 0 BB: 0 P: 22	R: 0 H: 1 E: 0 K: 1 S: 9	LOB: 1 BB: 0 P: 14	R: 0 H: 1 E: 0 K: 0 S: 10	LOB: 1 BB: 0 P: 10	1B: 9 2B: 3 3B: 0 HR: 6	SF: 0 SAC: 0 DP: 3 HBP: 0	WP: 0 PB: 0 SB: 0 CS: 0	PA: 43							
PITCHER	IP	WLS	BF	H	R	ER	SO	BB	IBB	HBP	BLK	WP	HR	S	P	ERA	WHIP										
Josh Fogg, R ERA: 5.27	3.0	L	19	11	8	8	0	1	0	0	0	0	4	37	54	24.00	4.000										
44 Ramon Ortiz, R ERA: 5.09	3.0		13	4	3	3	1	1	0	0	0	0	2	33	49	9.00	1.667										
34 Matt Herges, R ERA: 3.12	2.0		8	2	0	0	1	0	0	0	0	0	0	19	28	0.00	1.000										
40 Brian Fuentes, L ERA: 3.89	1.0		3	0	0	0	0	0	0	0	0	0	0	5	9	0.00	0.000										

Batter	1	2	3	4	5	6	7	8	9	AB	R	H	RBI	BB	SO	LOB	BOTTOM										
Kazuo Matsui, S OBP: 0.337, SLG: 0.399 34 Matt Herges, L 40 Brian Fuentes, L 18 Cory Sullivan, L OBP: 0.342, SLG: 0.351	P4		FC5-4	BB		F9		L9		3	0	1	0	1	0	0	Pittsburgh Pirates @ Colorado Rockies Coors Field, Denver, CO Wed Aug 22 2007, 7:05 PM MDT Att: 20,629 - Partly Cloudy - 70 F										
Jamey Carroll, R OBP: 0.320, SLG: 0.304	K		FC5-4	G6-3		G1-3		BB		4	0	0	0	1	1	5											
5 Matt Holliday, R OBP: 0.395, SLG: 0.573	BB		L8		27 1B	F9		G6-3		4	0	1	0	1	0	3											
27 Garrett Atkins, R OBP: 0.348, SLG: 0.461	F8		L9		1B	K				4	0	1	0	0	1	1											
2 Troy Tulowitzki, R OBP: 0.365, SLG: 0.463	F8		L9		1B	K		19 1B	HBP	3	1	1	0	0	1	2											
19 Ryan Spillborghs, R OBP: 0.376, SLG: 0.548	F8		44 1B		F9		G6-4-3	1B		4	1	2	1	0	0	2											
11 Brad Hawpe, L OBP: 0.386, SLG: 0.536	K		K		G4-3		F8			4	0	0	0	0	2	5											
Geronimo Gil, R OBP: 0.133, SLG: 0.071	K		E4 44 1B		F9		G6-4-3			4	0	0	0	0	1	3											
Josh Fogg, R OBP: 0.146, SLG: 0.125 44 Ramon Ortiz, R OBP: 0.250, SLG: 0.250 24 Ian Stewart, L OBP: 0.333, SLG: 0.571	FC5-4	BB		BB		G6-3		K		0	0	0	0	1	0	0											
Inning Stats	R: 0 H: 0 E: 0 K: 1 S: 8	LOB: 1 BB: 1 P: 18	R: 0 H: 0 E: 0 K: 1 S: 8	LOB: 0 BB: 0 P: 12	R: 0 H: 1 E: 0 K: 1 S: 10	LOB: 2 BB: 1 P: 18	R: 2 H: 3 E: 0 K: 1 S: 16	LOB: 3 BB: 1 P: 28	R: 0 H: 0 E: 0 K: 0 S: 17	LOB: 2 BB: 0 P: 26	R: 0 H: 0 E: 0 K: 0 S: 8	LOB: 0 BB: 0 P: 9	R: 0 H: 0 E: 0 K: 1 S: 8	LOB: 0 BB: 0 P: 12	R: 0 H: 1 E: 0 K: 0 S: 7	LOB: 1 BB: 0 P: 11	R: 0 H: 0 E: 0 K: 1 S: 11	LOB: 1 BB: 1 P: 19	1B: 6 2B: 1 3B: 0 HR: 0	SF: 0 SAC: 0 DP: 1 HBP: 1	WP: 0 PB: 0 SB: 0 CS: 0	PA: 39					
PITCHER	IP	WLS	BF	H	R	ER	SO	BB	IBB	HBP	BLK	WP	HR	S	P	ERA	WHIP										
24 Tom Gorzelanny, L ERA: 3.4 52 Franquelis Osoria, R ERA: 2.89 34 John Grabow, L ERA: 3.86	6.0	W	28	6	2	1	5	3	0	0	0	0	0	67	11	1.50	1.500										
	2.0		7	1	0	0	1	0	0	1	0	0	0	15	23	0.00	0.500										
	1.0		4	0	0	0	1	1	0	0	0	0	0	11	19	0.00	1.000										

AB 41
R 11
H 17
RBI 11
BB 2
SO 2
LOB 9



AB 34
R 2
H 7
RBI 2
BB 4
SO 7
LOB 21



Batter	1	2	3	4	5	6	7	8	9	AB	R	H	RBI	BB	SO	LOB	TOP		
13 Nate McLouth, L OBP: 0.330, SLG: 0.465										3	0	0	0	2	2	0			
2 Jack Wilson, R OBP: 0.326, SLG: 0.386										5	1	2	0	0	1	1			
12 Freddy Sanchez, R OBP: 0.350, SLG: 0.442										4	3	2	0	1	1	3			
Josh Phelps, R OBP: 0.401, SLG: 0.524										5	1	4	3	0	1	1			
55 Matt Capps, R OBP: 1.000, SLG: 1.000										0	0	0	0	0	0	0			
Jason Bay, R OBP: 0.325, SLG: 0.422										4	0	1	1	1	2	2			
19 José Bautista, R OBP: 0.347, SLG: 0.415										3	0	1	1	2	1	2			
Matt Kata, S OBP: 0.263, SLG: 0.378										5	0	0	0	0	0	7			
Carlos Maldonado, R OBP: 0.342, SLG: 0.455										2	0	0	0	2	0	1			
28 Paul Maholm, L OBP: 0.200, SLG: 0.204										3	0	0	0	0	1	5			
Jose Castillo, R OBP: 0.277, SLG: 0.339										1	0	0	0	0	0	0			
Shawn Chacon, R OBP: 0.273, SLG: 0.273										0	0	0	0	0	0	0			
25 Adam LaRoche, L OBP: 0.342, SLG: 0.455										0	0	0	0	0	0	0			
Inning Stats	R: 1 E: 0 K: 2 S: 11	H: 1 LOB: 1 BB: 1 P: 19	R: 0 E: 0 K: 0 S: 10	H: 0 LOB: 1 BB: 1 P: 19	R: 3 E: 0 K: 0 S: 15	H: 4 LOB: 1 BB: 0 P: 20	R: 0 E: 0 K: 0 S: 10	H: 1 LOB: 2 BB: 2 P: 23	R: 0 E: 0 K: 1 S: 11	H: 0 LOB: 1 BB: 1 P: 15	R: 0 E: 0 K: 1 S: 9	H: 0 LOB: 0 BB: 0 P: 10	R: 0 E: 0 K: 1 S: 6	H: 0 LOB: 0 BB: 0 P: 10	R: 1 E: 1 K: 2 S: 16	H: 3 LOB: 2 BB: 0 P: 22	1B: 6 2B: 4 3B: 0 HR: 0	SF: 0 SAC: 0 DP: 1 HBP: 0	WP: 2 PA: 43 PB: 0 SB: 0 CS: 0
PITCHER	IP WLS BF H R ER SO BB IBB HBP BLK WP HR S P ERA WHIP	IP WLS BF H R ER SO BB IBB HBP BLK WP HR S P ERA WHIP	IP WLS BF H R ER SO BB IBB HBP BLK WP HR S P ERA WHIP	IP WLS BF H R ER SO BB IBB HBP BLK WP HR S P ERA WHIP	IP WLS BF H R ER SO BB IBB HBP BLK WP HR S P ERA WHIP	IP WLS BF H R ER SO BB IBB HBP BLK WP HR S P ERA WHIP	IP WLS BF H R ER SO BB IBB HBP BLK WP HR S P ERA WHIP	IP WLS BF H R ER SO BB IBB HBP BLK WP HR S P ERA WHIP	IP WLS BF H R ER SO BB IBB HBP BLK WP HR S P ERA WHIP	IP WLS BF H R ER SO BB IBB HBP BLK WP HR S P ERA WHIP	IP WLS BF H R ER SO BB IBB HBP BLK WP HR S P ERA WHIP	IP WLS BF H R ER SO BB IBB HBP BLK WP HR S P ERA WHIP	IP WLS BF H R ER SO BB IBB HBP BLK WP HR S P ERA WHIP	IP WLS BF H R ER SO BB IBB HBP BLK WP HR S P ERA WHIP	IP WLS BF H R ER SO BB IBB HBP BLK WP HR S P ERA WHIP	IP WLS BF H R ER SO BB IBB HBP BLK WP HR S P ERA WHIP	IP WLS BF H R ER SO BB IBB HBP BLK WP HR S P ERA WHIP	IP WLS BF H R ER SO BB IBB HBP BLK WP HR S P ERA WHIP	

Pittsburgh Pirates @ Colorado Rockies
Coors Field, Denver, CO
Thu Aug 23 2007, 1:05 PM MDT
Att: 20,380 - Partly Cloudy - 70 F

AB	35
R	5
H	10
RBI	5
BB	8
SO	9
LOB	22



Batter	1	2	3	4	5	6	7	8	9	AB	R	H	RBI	BB	SO	LOB	BOTTOM				
Kazuo Matsui, S OBP: 0.336, SLG: 0.397										4	0	1	0	0	1	1					
2 Troy Tulowitzki, R OBP: 0.364, SLG: 0.463										4	0	1	0	0	1	1					
5 Matt Holliday, R OBP: 0.394, SLG: 0.570										4	0	1	0	0	1	2					
17 Todd Helton, L OBP: 0.421, SLG: 0.461										2	1	1	0	2	0	0					
27 Garrett Atkins, R OBP: 0.350, SLG: 0.462										4	0	2	0	0	1	3					
19 Ryan Spillborghs, R OBP: 0.369, SLG: 0.536										4	0	0	1	0	1	5					
8 Yorvit Torrealba, R OBP: 0.335, SLG: 0.375										3	0	1	0	1	2	2					
Jamey Carroll, R OBP: 0.314, SLG: 0.298										4	0	0	0	0	1	4					
56 Franklin Morales, L OBP: 0.283, SLG: 0.333										1	0	0	0	0	0	0					
18 Cory Sullivan, L OBP: 0.336, SLG: 0.347										0	0	0	0	0	0	0					
50 Jorge Julio, R OBP: 0.376, SLG: 0.567										0	0	0	0	0	0	0					
24 Ian Stewart, L OBP: 0.376, SLG: 0.567										0	0	0	0	0	0	0					
LaTroy Hawkins, R OBP: 0.342, SLG: 0.455										0	0	0	0	0	0	0					
60 Manny Corpas, R OBP: 0.342, SLG: 0.455										0	0	0	0	0	0	0					
11 Brad Hawpe, R OBP: 0.342, SLG: 0.455										0	0	0	0	0	0	0					
Inning Stats	R: 0 E: 0 K: 0 S: 5	H: 1 LOB: 0 BB: 0 P: 7	R: 0 E: 0 K: 3 S: 12	H: 1 LOB: 2 BB: 1 P: 21	R: 0 E: 0 K: 0 S: 8	H: 1 LOB: 1 BB: 0 P: 11	R: 1 E: 0 K: 0 S: 11	H: 1 LOB: 1 BB: 1 P: 18	R: 0 E: 0 K: 1 S: 6	H: 0 LOB: 0 BB: 0 P: 10	R: 0 E: 0 K: 1 S: 9	H: 1 LOB: 1 BB: 0 P: 12	R: 0 E: 0 K: 1 S: 7	H: 2 LOB: 0 BB: 0 P: 10	R: 0 E: 0 K: 2 S: 15	H: 1 LOB: 2 BB: 1 P: 25	R: 0 E: 0 K: 2 S: 11	H: 0 LOB: 0 BB: 0 P: 14	1B: 6 2B: 2 3B: 0 HR: 0	SF: 0 SAC: 0 DP: 2 HBP: 0	WP: 1 PA: 36 PB: 0 SB: 0 CS: 0
PITCHER	IP WLS BF H R ER SO BB IBB HBP BLK WP HR S P ERA WHIP	IP WLS BF H R ER SO BB IBB HBP BLK WP HR S P ERA WHIP	IP WLS BF H R ER SO BB IBB HBP BLK WP HR S P ERA WHIP	IP WLS BF H R ER SO BB IBB HBP BLK WP HR S P ERA WHIP	IP WLS BF H R ER SO BB IBB HBP BLK WP HR S P ERA WHIP	IP WLS BF H R ER SO BB IBB HBP BLK WP HR S P ERA WHIP	IP WLS BF H R ER SO BB IBB HBP BLK WP HR S P ERA WHIP	IP WLS BF H R ER SO BB IBB HBP BLK WP HR S P ERA WHIP	IP WLS BF H R ER SO BB IBB HBP BLK WP HR S P ERA WHIP	IP WLS BF H R ER SO BB IBB HBP BLK WP HR S P ERA WHIP	IP WLS BF H R ER SO BB IBB HBP BLK WP HR S P ERA WHIP	IP WLS BF H R ER SO BB IBB HBP BLK WP HR S P ERA WHIP	IP WLS BF H R ER SO BB IBB HBP BLK WP HR S P ERA WHIP	IP WLS BF H R ER SO BB IBB HBP BLK WP HR S P ERA WHIP	IP WLS BF H R ER SO BB IBB HBP BLK WP HR S P ERA WHIP	IP WLS BF H R ER SO BB IBB HBP BLK WP HR S P ERA WHIP	IP WLS BF H R ER SO BB IBB HBP BLK WP HR S P ERA WHIP	IP WLS BF H R ER SO BB IBB HBP BLK WP HR S P ERA WHIP			

Pittsburgh Pirates @ Colorado Rockies
Coors Field, Denver, CO
Thu Aug 23 2007, 1:05 PM MDT
Att: 20,380 - Partly Cloudy - 70 F

AB	33
R	1
H	8
RBI	1
BB	3
SO	9
LOB	18



Batter	1	2	3	5	6	7	8	9	10	11	12	13	14	15	AB	R	H	RBI	BB	SO	LOB	TOP								
13 Nate McQuinn, L OBP: 0.329, SLG: 0.455	E4 25 1B	P5		F9		F8			F9							5	2	0	0	2	0	2								
Matt Kata, S OBP: 0.252, SLG: 0.362	K		G6-3		F7		K2-3		G6-3						5	0	0	0	0	2	1									
Josh Phelps, R OBP: 0.498, SLG: 0.528															1	0	1	0	0	0	0									
55 Matt Capps, R OBP: 1.000, SLG: 1.000															0	0	0	0	0	0	0									
Shane Youman, L OBP: 0.167, SLG: 0.091															1	0	0	0	0	0	1									
12 Freddy Sanchez, R OBP: 0.347, SLG: 0.438	P3		K2-3		F8		F8								7	1	1	0	0	2	5									
25 Adam LaRoche, L OBP: 0.343, SLG: 0.461															7	1	3	4	0	1	1									
Jason Bay, R OBP: 0.328, SLG: 0.425															6	1	3	0	0	2	2									
19 José Bautista, R OBP: 0.346, SLG: 0.415															7	2	2	0	0	0	5									
26 Ronny Paulino, R OBP: 0.299, SLG: 0.370															3	0	0	0	0	0	1									
Xavier Nady, R OBP: 0.245, SLG: 0.356															1	1	1	1	0	0	0									
Carlos Maldonado, R OBP: 0.283, SLG: 0.344															2	0	0	1	0	1	0									
2 Jack Wilson, R OBP: 0.330, SLG: 0.387															4	0	2	1	0	0	0									
Shawn Chacon, R OBP: 0.273, SLG: 0.273															0	0	0	0	0	0	0									
Jose Castillo, R OBP: 0.283, SLG: 0.344															3	0	2	1	0	0	0									
45 Ian Snell, R OBP: 0.152, SLG: 0.093															2	0	0	0	0	2	1									
52 Franquelis Osona, R OBP: 0.304, SLG: 0.303															4	0	0	0	0	0	0									
Damaso Marte, L OBP: 0.304, SLG: 0.303															4	0	0	0	0	0	2									
Inning Stats	R: 1 E: 1 S: 21	H: 1 LOB: 1 BB: 0 P: 30	R: 1 E: 0 S: 11	H: 2 LOB: 1 BB: 0 P: 17	R: 0 E: 0 S: 10	H: 1 LOB: 2 BB: 0 P: 17	R: 0 E: 0 S: 10	H: 1 LOB: 1 BB: 0 P: 14	R: 0 E: 0 S: 11	H: 0 LOB: 0 BB: 0 P: 12	R: 0 E: 0 S: 6	H: 1 LOB: 0 BB: 0 P: 8	R: 0 E: 0 S: 9	H: 0 LOB: 0 BB: 0 P: 10	R: 1 E: 0 S: 9	H: 1 LOB: 0 BB: 0 P: 15	R: 0 E: 0 S: 7	H: 0 LOB: 0 BB: 0 P: 12	R: 0 E: 0 S: 12	H: 2 LOB: 3 BB: 1 P: 19	R: 0 E: 0 S: 8	H: 1 LOB: 0 BB: 0 P: 13	R: 0 E: 0 S: 6	H: 0 LOB: 0 BB: 0 P: 8	R: 5 E: 1 S: 21	H: 4 LOB: 1 BB: 1 P: 28	1B: 11 2B: 2 3B: 0 HR: 2	SF: 1 SAC: 1 DP: 2 HBP: 1	WP: 0 PB: 0 SB: 2 CS: 0	PA: 63
PITCHER	Matt Albers, R ERA: 5.71	7.0	IP	WLS	BF	H	R	ER	SO	BB	IBB	HBP	BLK	WP	HR	S	P	107	ERA	1.29	WHIP	0.857								
Chad Qualls, R ERA: 3.59	1.0	H	3	0	0	1	0	0	0	0	0	0	0	0	0	9	10	0.00	0.000											
Brad Lidge, R ERA: 3.13	1.0	B	4	1	1	1	0	0	0	0	0	0	0	0	1	9	15	0.00	1.000											
Trever Miller, L ERA: 5.02	1.0		3	0	0	0	0	0	0	0	0	0	0	0	0	7	12	0.00	0.000											
Brian Moehler, R ERA: 4.63	2.0		10	3	0	0	1	1	0	0	0	0	0	0	0	27	40	0.00	2.000											
PITCHER	Travis Driskill, R ERA: 6.0	13.1	IP	WLS	BF	H	R	ER	SO	BB	IBB	HBP	BLK	WP	HR	S	P	49	ERA	6.00	WHIP	2.000								

Pittsburgh Pirates @ Houston Astros
Minute Maid Park, Houston, TX
Fri Aug 24 2007, 7:05 PM CDT
Att. 41,403 - Roof Closed - 73 F

AB 58
R 8
H 15
RBI 8
BB 2
SO 11
LOB 21



Batter	1	2	3	4	5	6	7	8	9	10	11	12	13	14	15	AB	R	H	RBI	BB	SO	LOB	BOTTOM									
Craig Biggio, R OBP: 0.320, SLG: 0.389	K		F8			G5-3		K								4	0	0	0	0	2	0										
Brad Lidge, R ERA: 3.13																0	0	0	0	0	0	0										
Trever Miller, L ERA: 5.02																0	0	0	0	0	0	0										
Orlando Pastro, L OBP: 0.273, SLG: 0.273																0	0	0	0	1	0	0										
Travis Driskill, R ERA: 6.0																0	0	0	0	0	0	0										
9 Hunter Pence, R OBP: 0.353, SLG: 0.554	L8		F8			G6-3		G1-3								6	0	1	0	1	1	3										
17 Lance Berkman, S OBP: 0.353, SLG: 0.475			K2-3			F7		G6-3								6	0	0	0	1	2	5										
45 Carlos Lee, R OBP: 0.362, SLG: 0.539																6	2	3	0	1	0	2										
Mike Lamb, L OBP: 0.369, SLG: 0.464																7	1	4	0	0	0	3										
Luke Scott, L OBP: 0.352, SLG: 0.488																5	0	1	0	1	1	4										
Mark Loretta, R OBP: 0.352, SLG: 0.355																3	0	0	1	0	0	4										
Eric Bruntlett, R OBP: 0.343, SLG: 0.283																4	0	1	0	0	2	7										
Eric Munson, L OBP: 0.325, SLG: 0.404																2	0	1	2	0	0	0										
Chris Burke, R OBP: 0.507, SLG: 0.353																3	0	0	0	0	2	3										
Matt Albers, L OBP: 0.105, SLG: 0.105																2	0	0	0	0	2	2										
21 Ty Wigginton, R OBP: 0.332, SLG: 0.451																1	0	0	0	0	1	1										
Chad Qualls, R ERA: 3.59																0	0	0	0	0	0	0										
Brad Ausmus, R OBP: 0.318, SLG: 0.319																2	0	0	0	2	2	3										
Inning Stats	R: 0 E: 0 S: 7	H: 0 LOB: 0 BB: 0 P: 11	R: 1 E: 0 S: 15	H: 3 LOB: 3 BB: 0 P: 25	R: 0 E: 0 S: 7	H: 0 LOB: 0 BB: 0 P: 9	R: 0 E: 0 S: 7	H: 0 LOB: 0 BB: 1 P: 13	R: 0 E: 0 S: 7	H: 0 LOB: 0 BB: 0 P: 9	R: 0 E: 0 S: 5	H: 0 LOB: 0 BB: 0 P: 6	R: 2 E: 0 S: 16	H: 3 LOB: 1 BB: 0 P: 28	R: 0 E: 0 S: 6	H: 0 LOB: 0 BB: 0 P: 8	R: 0 E: 0 S: 7	H: 0 LOB: 0 BB: 0 P: 8	R: 0 E: 0 S: 11	H: 1 LOB: 3 BB: 2 P: 21	R: 0 E: 0 S: 5	H: 0 LOB: 0 BB: 0 P: 6	R: 0 E: 1 S: 9	H: 1 LOB: 3 BB: 2 P: 20	R: 0 E: 0 S: 13	H: 0 LOB: 2 BB: 0 P: 26	R: 0 E: 0 S: 20	H: 2 LOB: 3 BB: 0 P: 33	1B: 8 2B: 3 3B: 0 HR: 0	SF: 1 SAC: 2 DP: 1 HBP: 1	WP: 0 PB: 0 SB: 0 CS: 0	PA: 63
PITCHER	45 Ian Snell, R ERA: 3.93	7.0	IP	WLS	BF	H	R	ER	SO	BB	IBB	HBP	BLK	WP	HR	S	P	101	ERA	3.86	WHIP	1.000										
52 Franquelis Osona, R ERA: 3.7	0.2		2	0	0	0	1	0	0	0	0	0	0	0	0	5	5	0.00	0.000													
Damaso Marte, L ERA: 4.39	0.1		1	0	0	0	1	0	0	0	0	0	0	0	1	3	0.00	0.000														
Shawn Chacon, R ERA: 4.39	1.2		8	1	0	0	1	1	1	0	0	0	0	0	17	28	0.00	1.200														
34 John Grabow, L ERA: 3.73	1.1		5	1	0	0	0	0	0	0	0	0	0	0	9	16	0.00	0.750														
PITCHER	55 Matt Capps, R ERA: 2.18	12.1	IP	WLS	BF	H	R	ER	SO	BB	IBB	HBP	BLK	WP	HR	S	P	26	ERA	0.00	WHIP	0.500										
Shane Youman, L ERA: 5.59	14.1	W	11	2	0	0	4	2	0	0	1	0	0	0	0	33	59	0.00	2.000													

Pittsburgh Pirates @ Houston Astros
Minute Maid Park, Houston, TX
Fri Aug 24 2007, 7:05 PM CDT
Att. 41,403 - Roof Closed - 73 F

AB 52
R 3
H 11
RBI 3
BB 7
SO 14
LOB 37



Batter	1	2	3	4	5	6	7	8	9	AB	R	H	RBI	BB	SO	LOB	TOP										
13 Nate McLouth, L OBP: 0.330, SLG: 0.456	P4		F9																								
2 Jack Wilson, R OBP: 0.329, SLG: 0.384 Cesar Izuris, S OBP: 0.303, SLG: 0.302	BB		K																								
12 Freddy Sanchez, R OBP: 0.346, SLG: 0.436	P5																										
25 Adam LaRoche, L OBP: 0.342, SLG: 0.458	K																										
19 José Bautista, R OBP: 0.348, SLG: 0.430	F9																										
26 Ronny Paulino, R OBP: 0.296, SLG: 0.375	BB																										
Jose Castillo, R OBP: 0.277, SLG: 0.337	K																										
Matt Kata, S OBP: 0.252, SLG: 0.358	P3																										
Matt Morris, R OBP: 0.224, SLG: 0.313 34 John Grabow, L ERA: 5.29 52 Franquelis Osoria, R OBP: 0.410, SLG: 0.556 55 Matt Capps, R OBP: 1.000, SLG: 1.000	G6-3																										
Inning Stats	R: 0 E: 0 K: 1 S: 5	H: 0 LOB: 1 BB: 1 P: 12	R: 0 E: 0 K: 1 S: 10	H: 1 LOB: 1 BB: 0 P: 15	R: 0 E: 0 K: 1 S: 9	H: 0 LOB: 0 BB: 0 P: 13	R: 2 E: 0 K: 0 S: 16	H: 3 LOB: 0 BB: 0 P: 28	R: 0 E: 0 K: 1 S: 9	H: 1 LOB: 1 BB: 0 P: 16	R: 1 E: 0 K: 0 S: 9	H: 1 LOB: 1 BB: 1 P: 16	R: 0 E: 0 K: 1 S: 9	H: 1 LOB: 2 BB: 1 P: 18	R: 0 E: 0 K: 0 S: 9	H: 1 LOB: 1 BB: 1 P: 16	R: 1 E: 0 K: 2 S: 11	H: 1 LOB: 0 BB: 0 P: 15	1B: 5 2B: 1 3B: 0 HR: 3	SF: 0 SAC: 1 DP: 2 HBP: 0	WP: 0 PB: 0 SB: 0 CS: 0	PA: 38					
PITCHER	IP	WLS	BF	H	R	ER	SO	BB	IBB	HBP	BLK	WP	HR	S	P	ERA	WHIP										
Troy Patton, L ERA: 4.76	5.2	L	24	6	3	3	4	2	0	0	0	0	2	57	99	4.76	1.412										
Dave Borkowski, R ERA: 5.29	0.2		4	1	0	0	0	1	0	0	0	0	0	5	11	0.00	3.000										
Chad Qualls, R ERA: 3.01	1.2		6	1	0	0	1	1	0	0	0	0	0	14	24	0.00	1.200										
Trever Miller, L ERA: 5.12	1.0		4	1	1	1	2	0	0	0	0	0	1	11	15	9.00	1.000										
Batter	1	2	3	4	5	6	7	8	9	AB	R	H	RBI	BB	SO	LOB	BOTTOM										
Craig Biggio, R OBP: 0.287, SLG: 0.398	G4-3		G5-3																								
9 Hunter Pence, R OBP: 0.351, SLG: 0.551	BB		G1-3																								
17 Lance Berkman, S OBP: 0.380, SLG: 0.471	F9																										
45 Carlos Lee, R OBP: 0.363, SLG: 0.538	K																										
Mike Lamb, L OBP: 0.369, SLG: 0.461 Chad Qualls, R ERA: 5.29 Trever Miller, R OBP: 0.343, SLG: 0.275 Orlando Palmeiro, L OBP: 0.343, SLG: 0.275	G1-3																										
21 Ty Wigington, R OBP: 0.331, SLG: 0.449	L7																										
Eric Bruntlett, R ERA: 4.4 Dave Borkowski, R ERA: 5.29 Luke Scott, L OBP: 0.350, SLG: 0.485	G1-3																										
Brad Ausmus, R OBP: 0.315, SLG: 0.316	K																										
Troy Patton, S ERA: 4.76 Mark Loretta, R OBP: 0.352, SLG: 0.356	G6-3																										
Inning Stats	R: 0 E: 0 K: 1 S: 9	H: 1 LOB: 0 BB: 0 P: 13	R: 0 E: 0 K: 1 S: 10	H: 0 LOB: 1 BB: 1 P: 19	R: 0 E: 0 K: 0 S: 6	H: 0 LOB: 0 BB: 0 P: 11	R: 0 E: 0 K: 0 S: 7	H: 0 LOB: 0 BB: 0 P: 11	R: 0 E: 0 K: 0 S: 6	H: 0 LOB: 0 BB: 0 P: 11	R: 1 E: 0 K: 0 S: 12	H: 2 LOB: 1 BB: 1 P: 23	R: 0 E: 0 K: 0 S: 10	H: 1 LOB: 1 BB: 0 P: 17	R: 0 E: 0 K: 2 S: 9	H: 0 LOB: 0 BB: 0 P: 13	R: 0 E: 0 K: 1 S: 8	H: 2 LOB: 1 BB: 0 P: 9	1B: 6 2B: 0 3B: 0 HR: 0	SF: 0 SAC: 0 DP: 2 HBP: 0	WP: 0 PB: 0 SB: 0 CS: 0	PA: 34					
PITCHER	IP	WLS	BF	H	R	ER	SO	BB	IBB	HBP	BLK	WP	HR	S	P	ERA	WHIP										
Matt Morris, R ERA: 4.4	6.0	W	24	4	1	1	2	2	0	0	0	0	0	6	11	1.50	1.000										
34 John Grabow, L ERA: 3.67	0.2	H	2	0	0	0	0	0	0	0	0	0	0	6	11	0.00	0.000										
52 Franquelis Osoria, R ERA: 2.38	1.1	H	4	0	0	0	2	0	0	0	0	0	0	11	16	0.00	0.000										
55 Matt Capps, R ERA: 2.15	1.0	S	4	2	0	0	1	0	0	0	0	0	0	8	9	0.00	2.000										

Pittsburgh Pirates @ Houston Astros
Minute Maid Park, Houston, TX
Sat Aug 25 2007, 6:05 PM CDT
Att. 41,109 - Roof Closed - 74 F

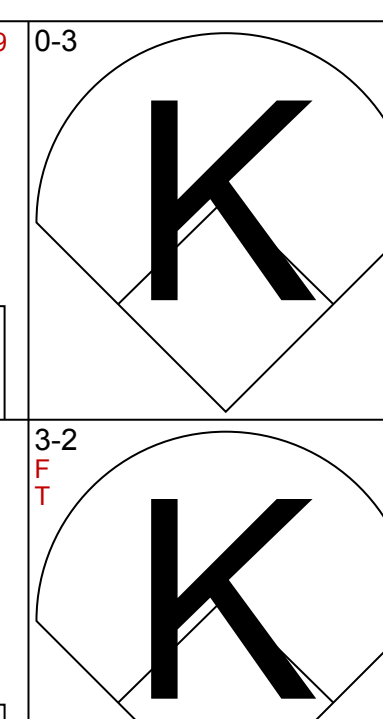
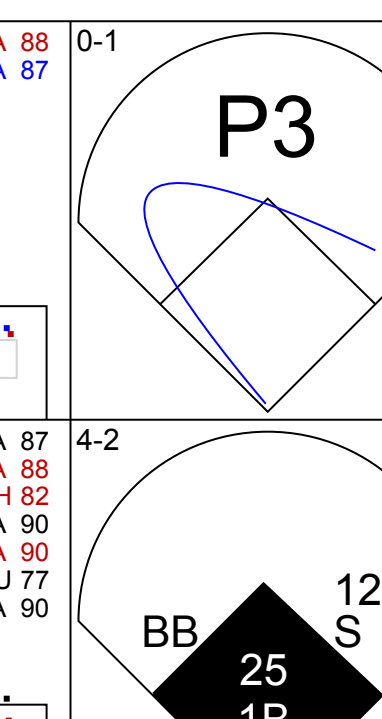
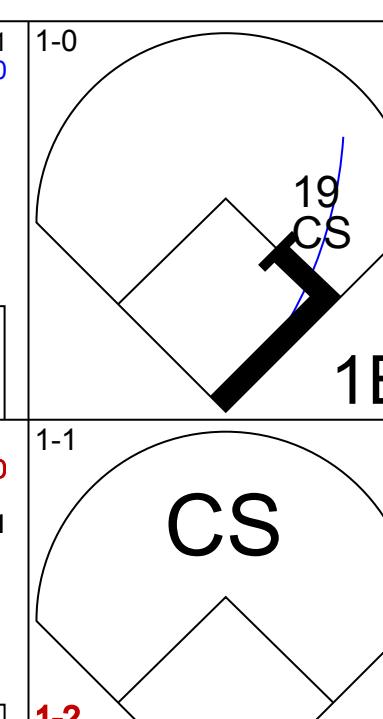
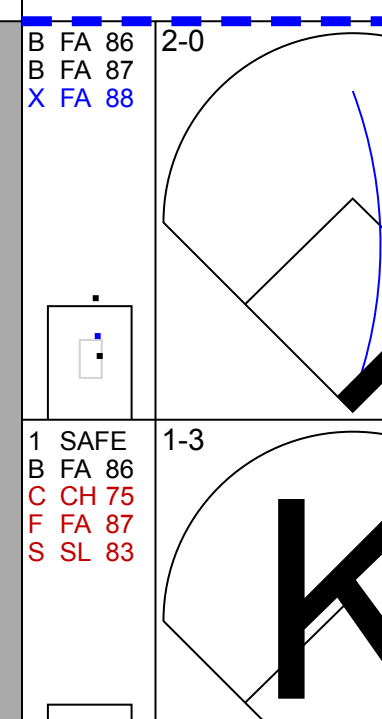
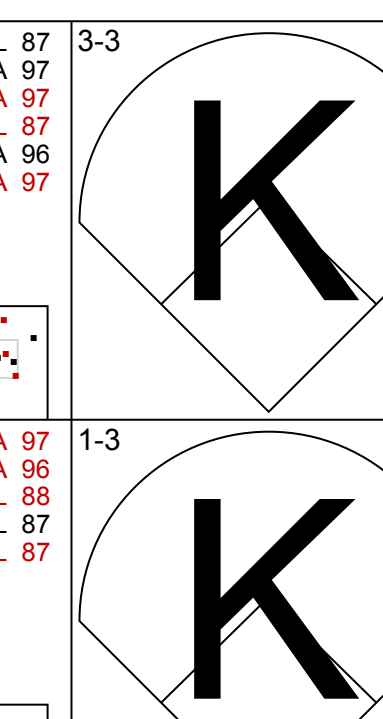
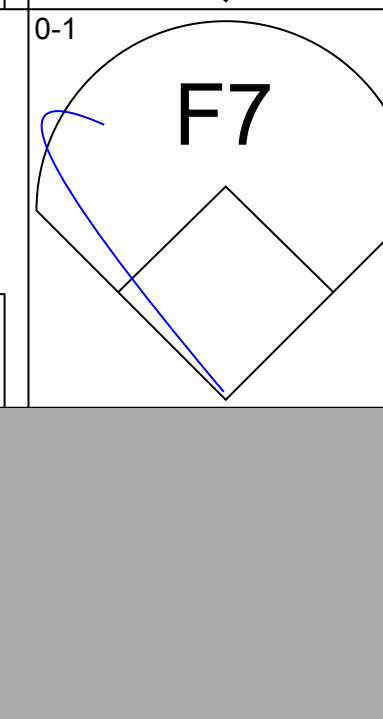
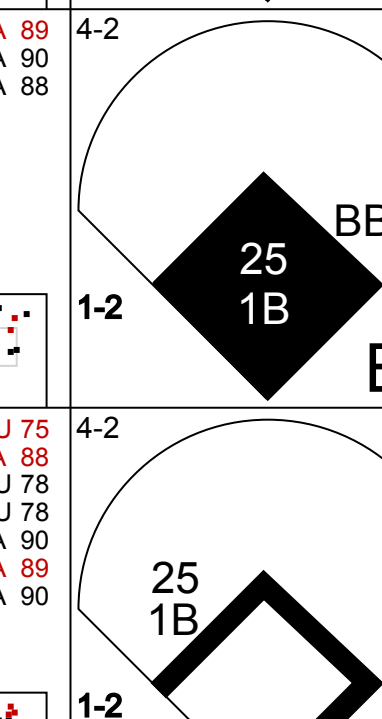

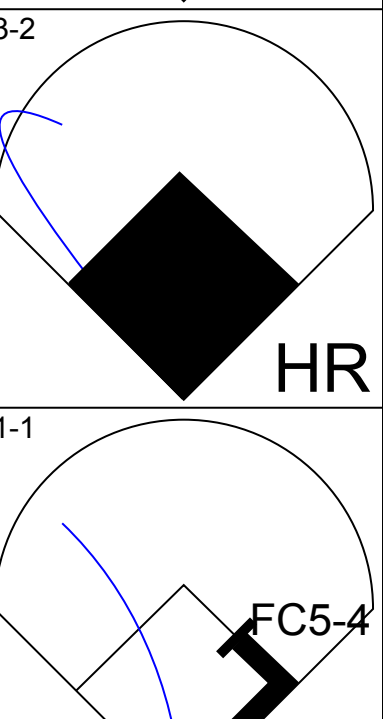
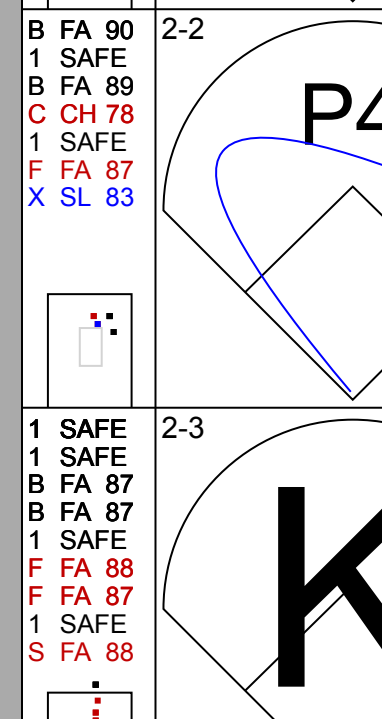


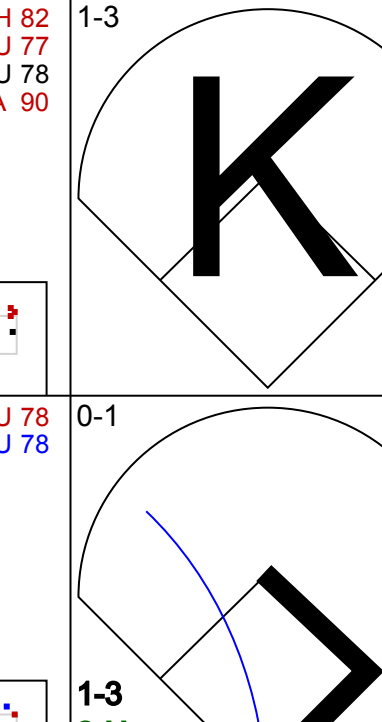
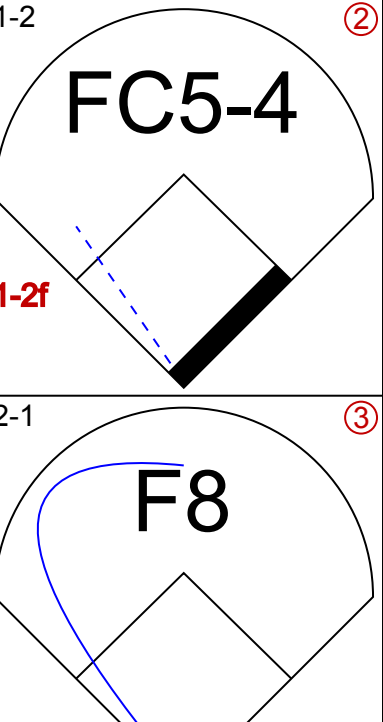

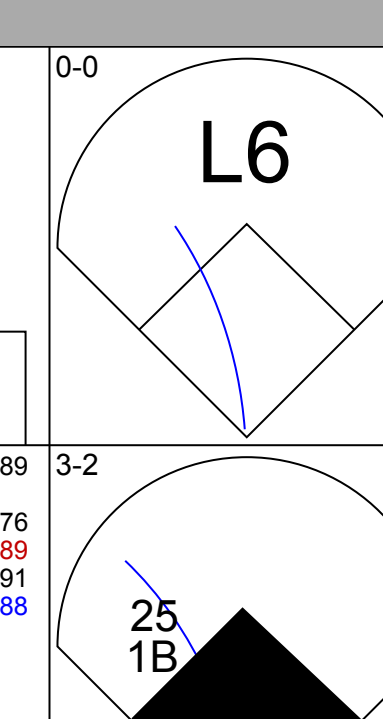
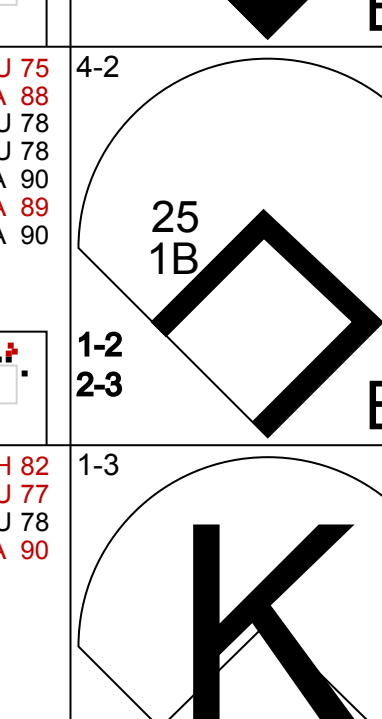
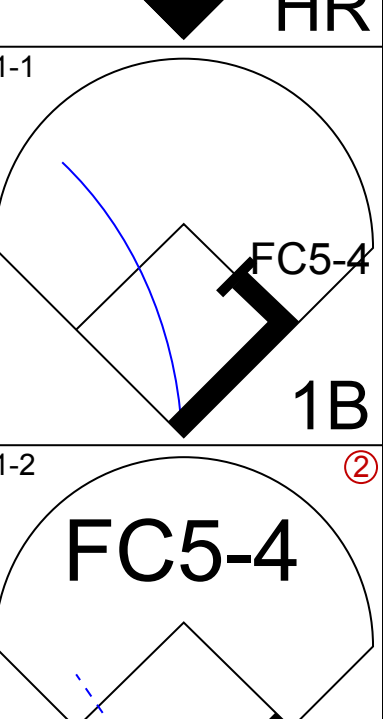
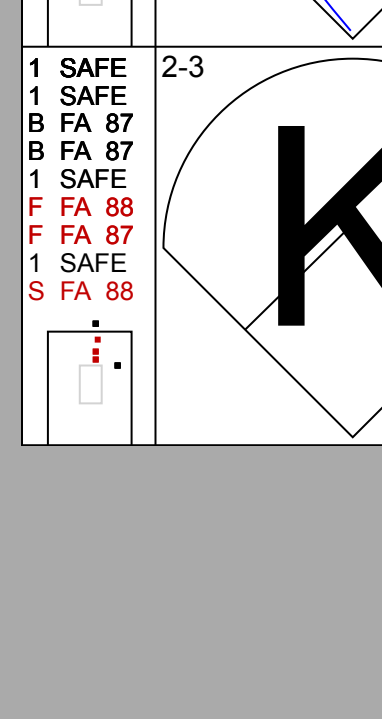
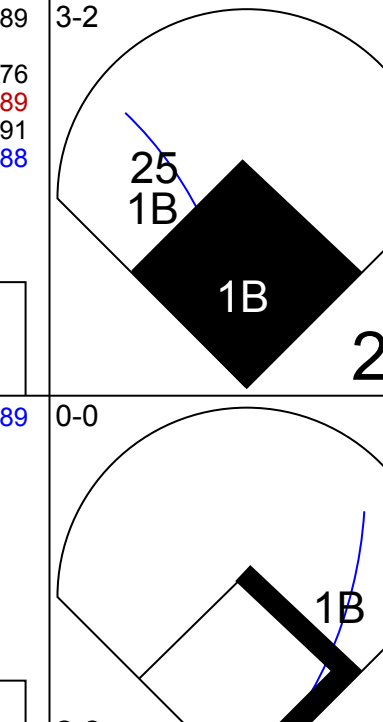
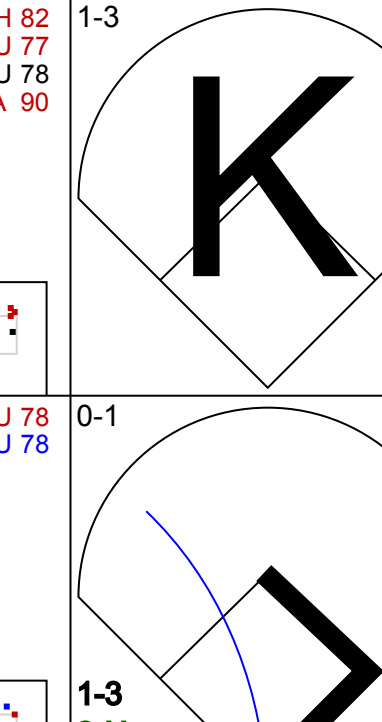
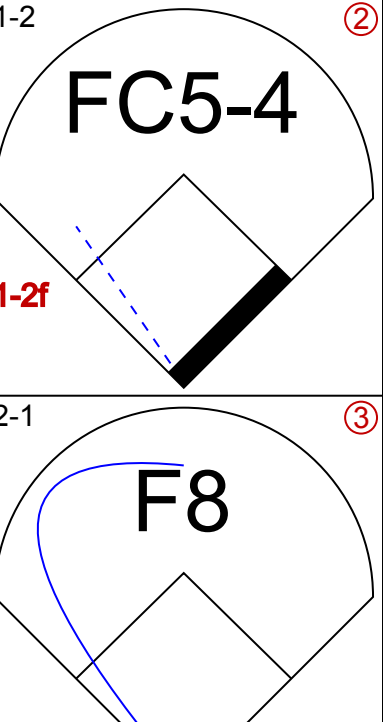
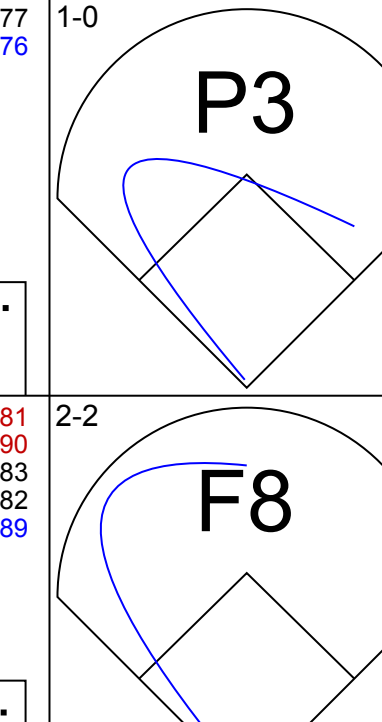
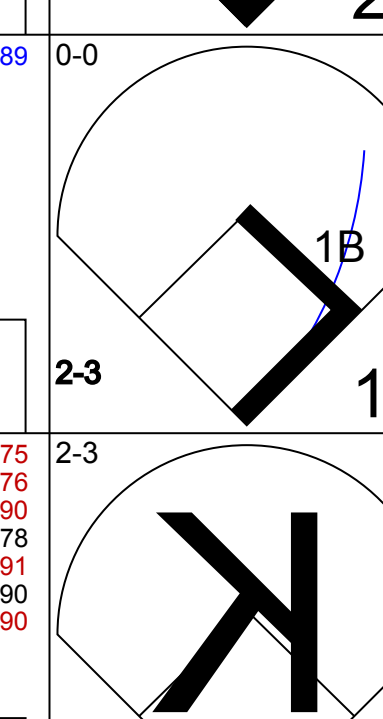
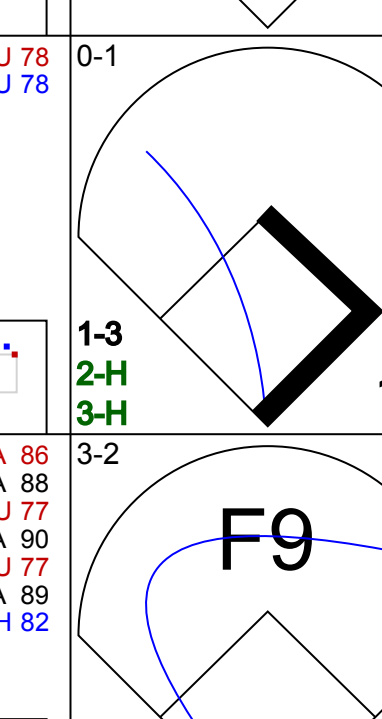
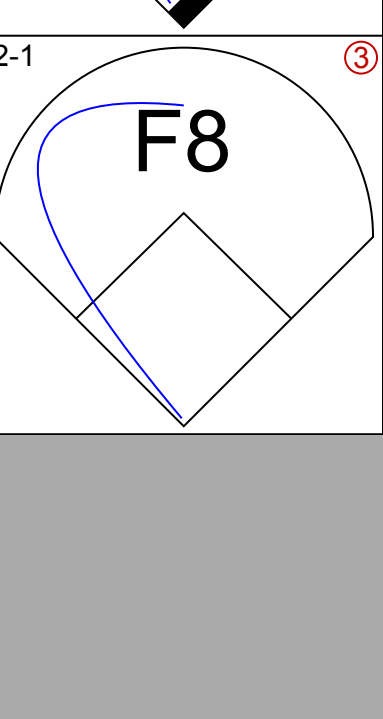
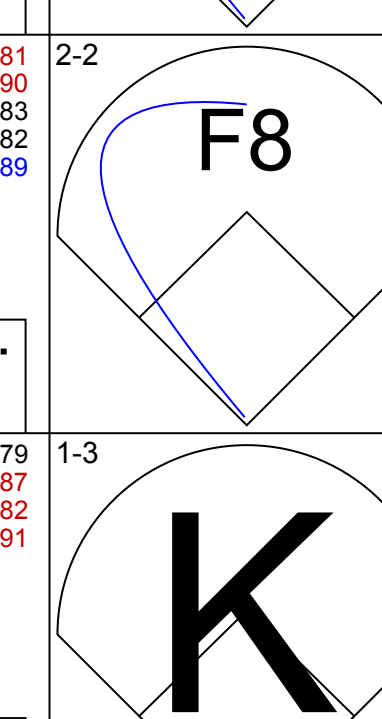
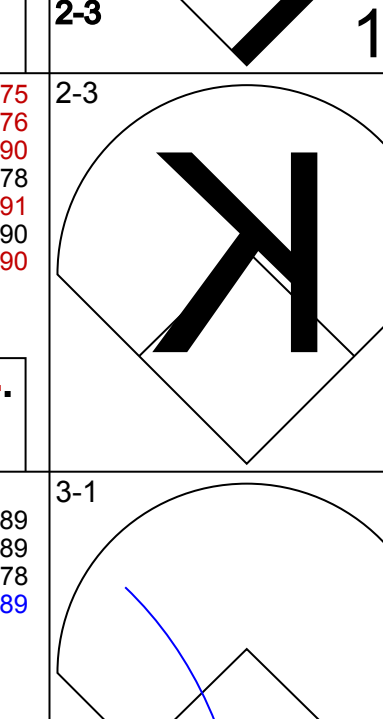
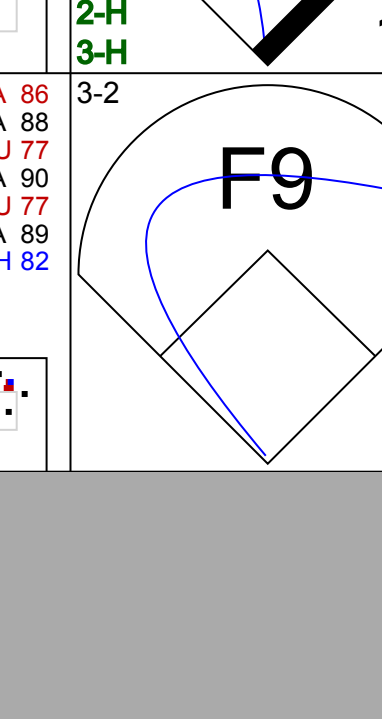
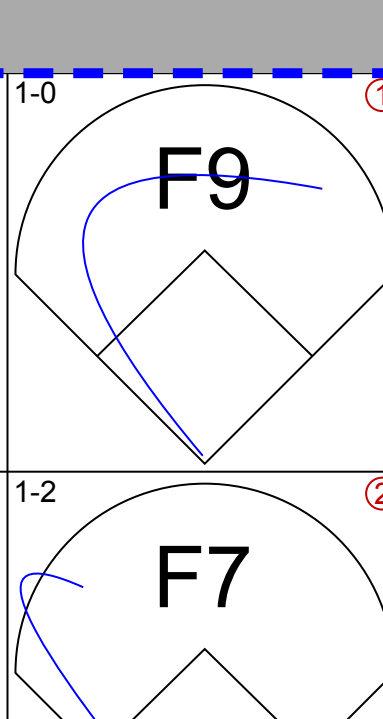
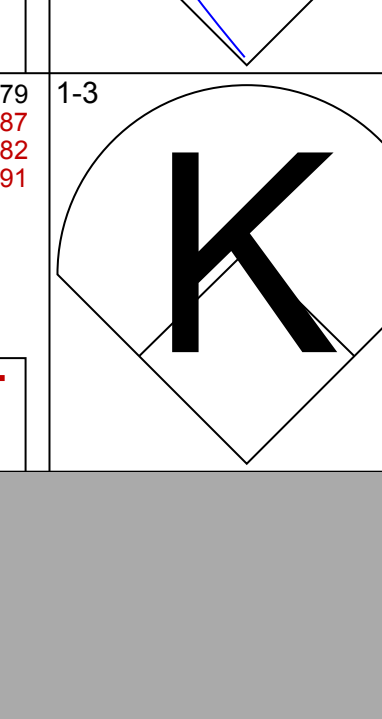
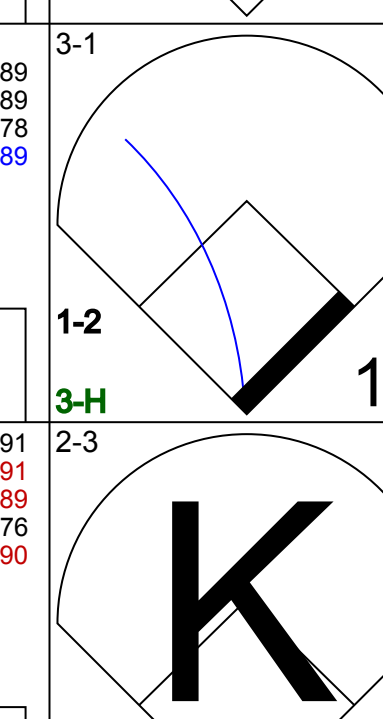
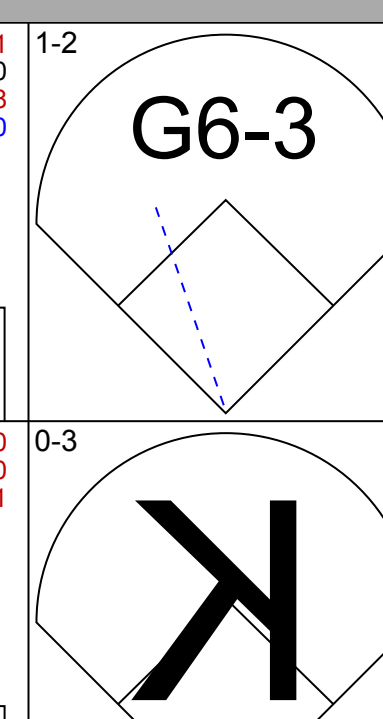
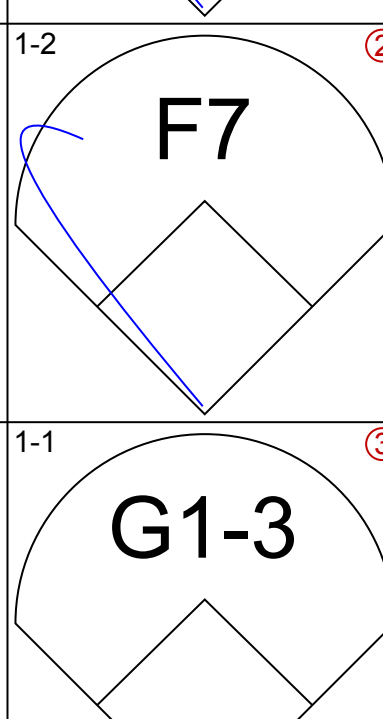
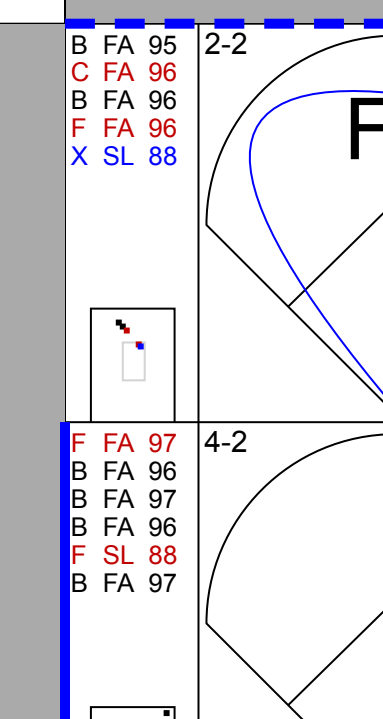
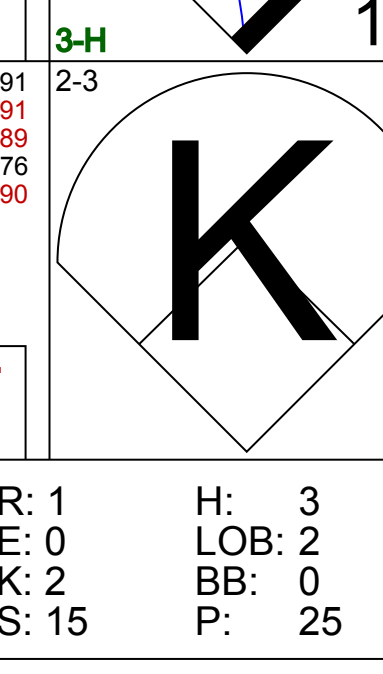
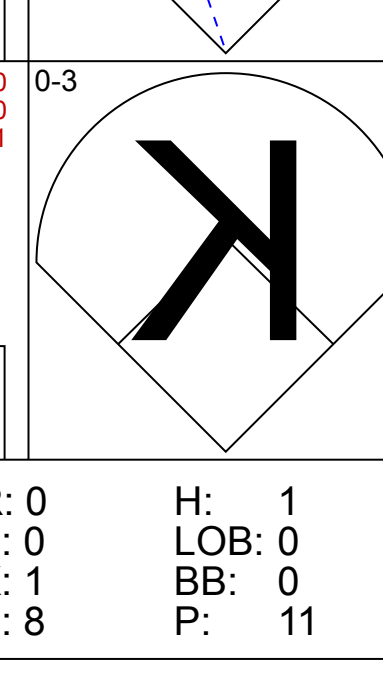
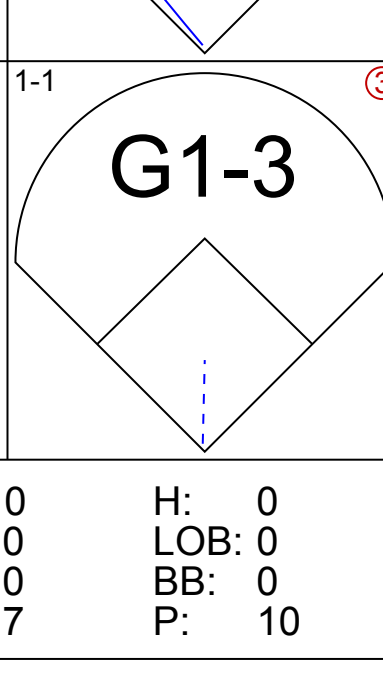
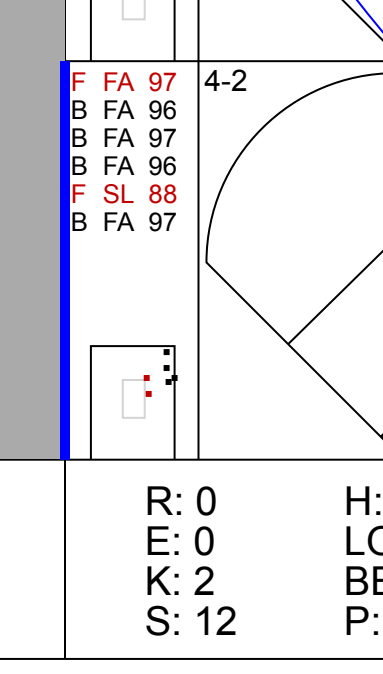
AB 33
R 4
H 9
RBI 4
BB 4
SO 7
LOB 14



Pittsburgh Pirates @ Houston Astros
Minute Maid Park, Houston, TX
Sat Aug 25 2007, 6:05 PM CDT
Att. 41,109 - Roof Closed - 74 F

AB 32
R 1
H 6
RBI 0
BB 2
SO 5
LOB 18

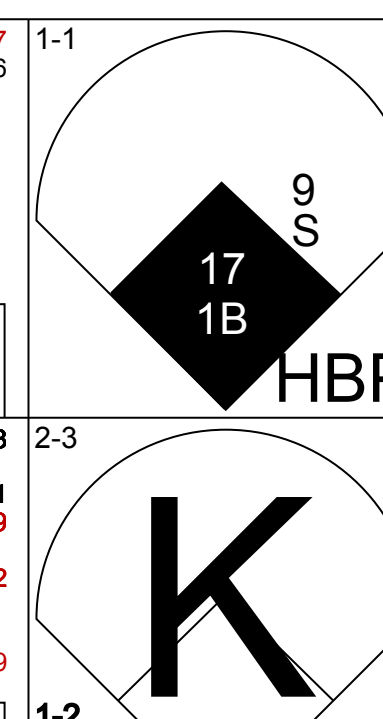
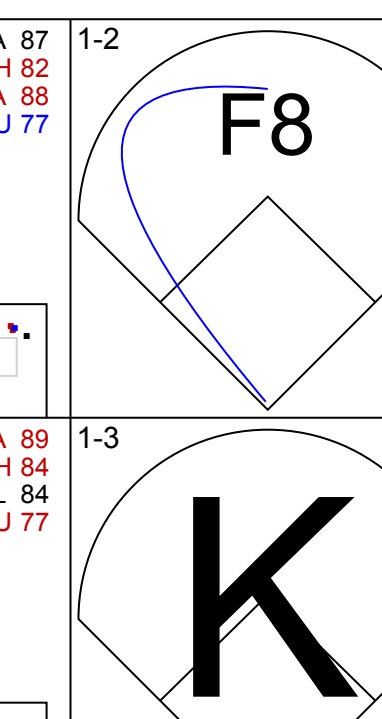
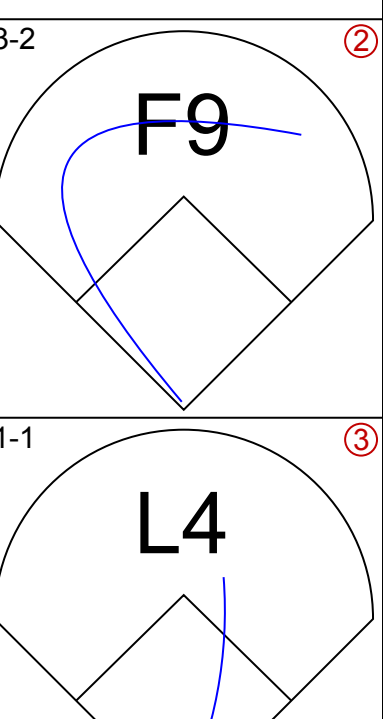
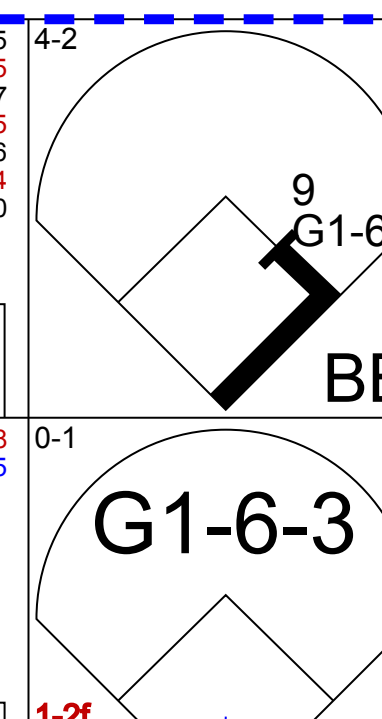
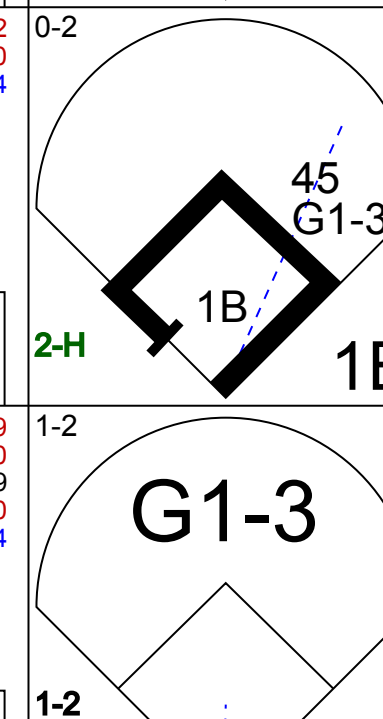
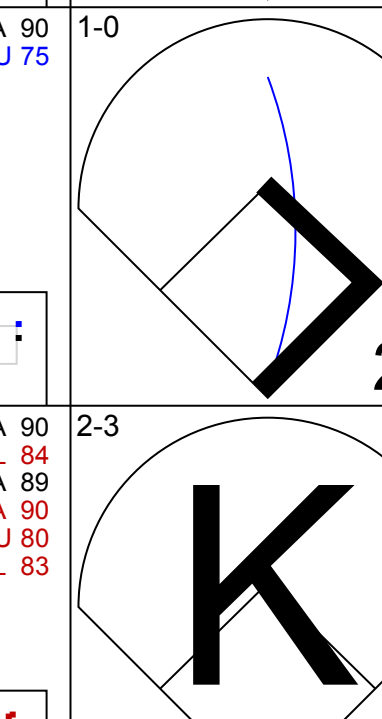

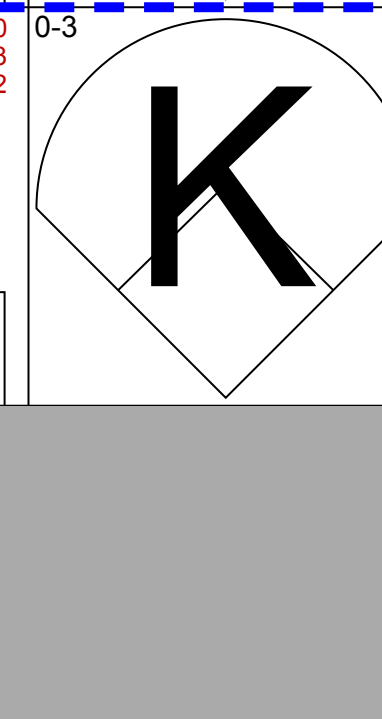
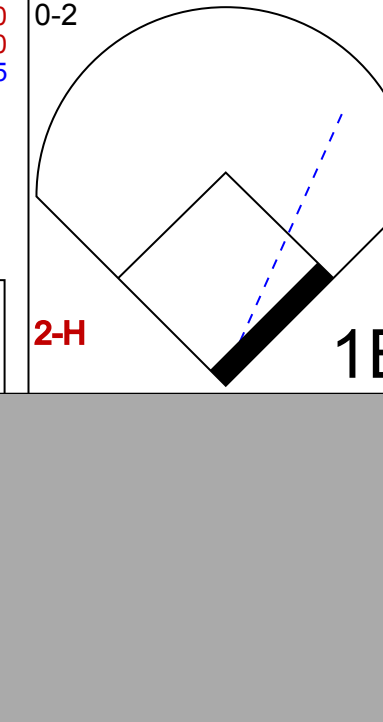








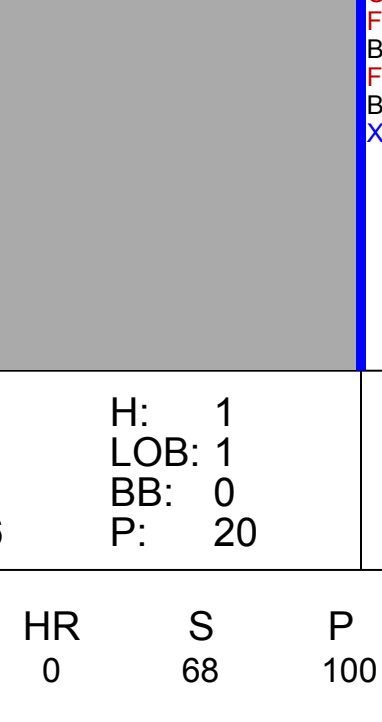
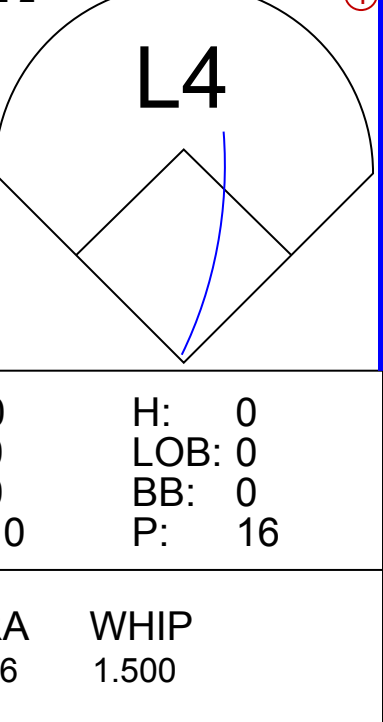
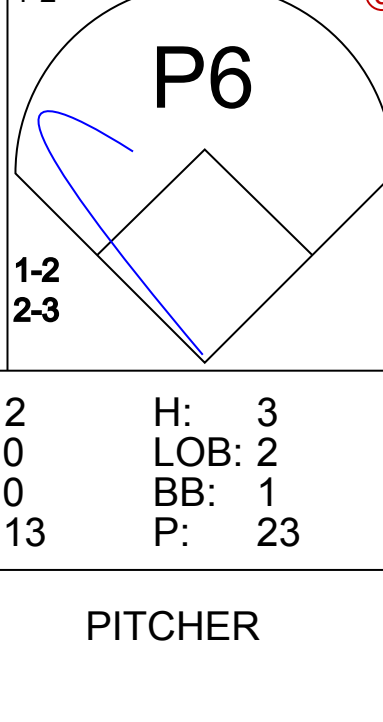
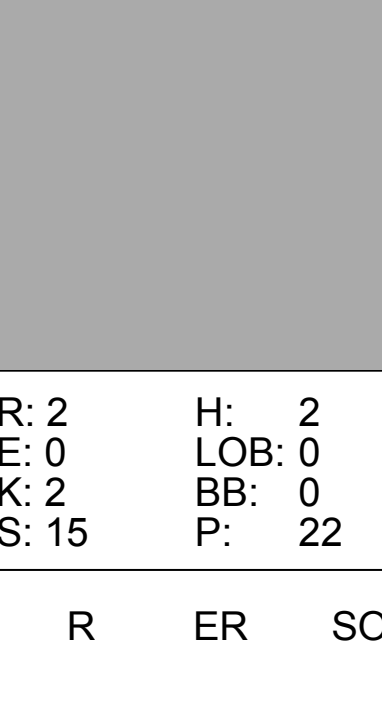
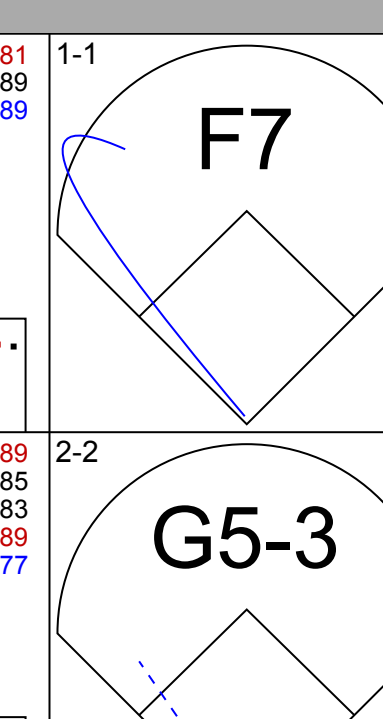

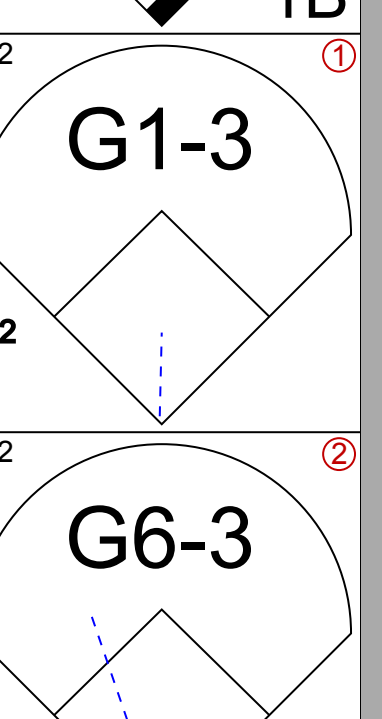
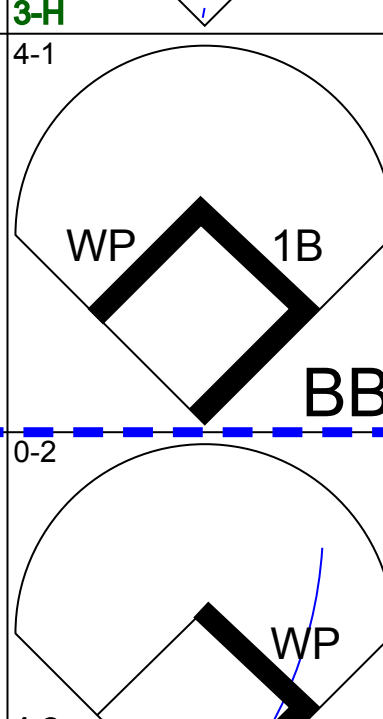
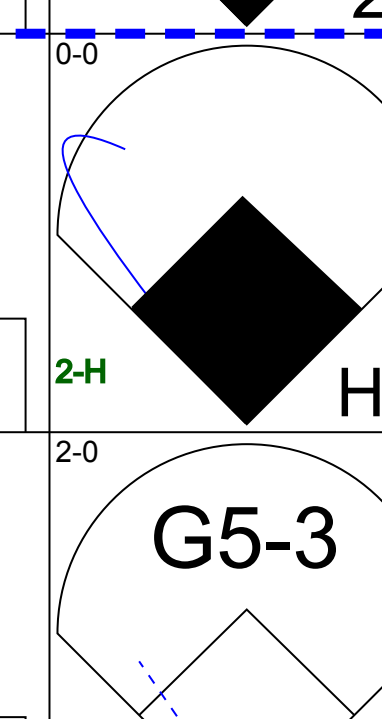
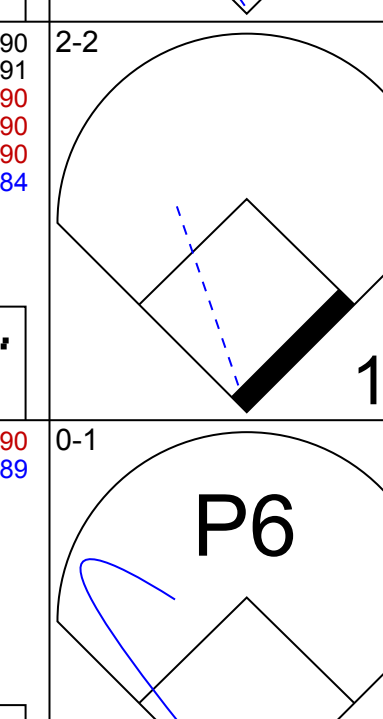


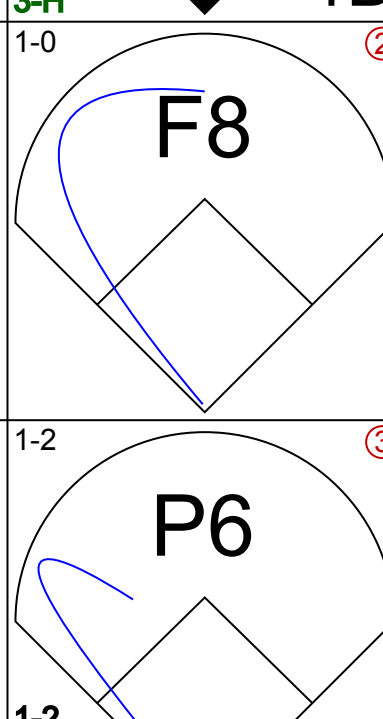
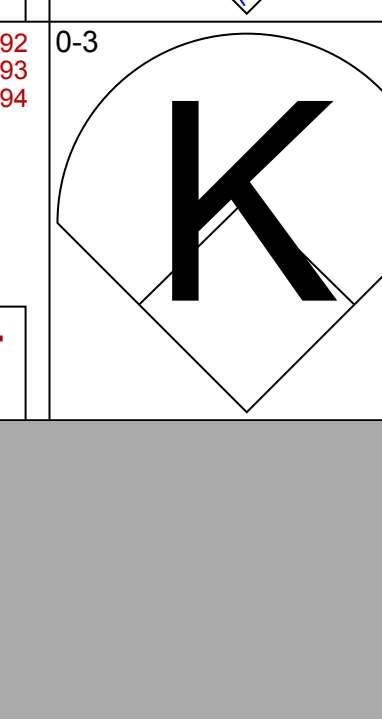
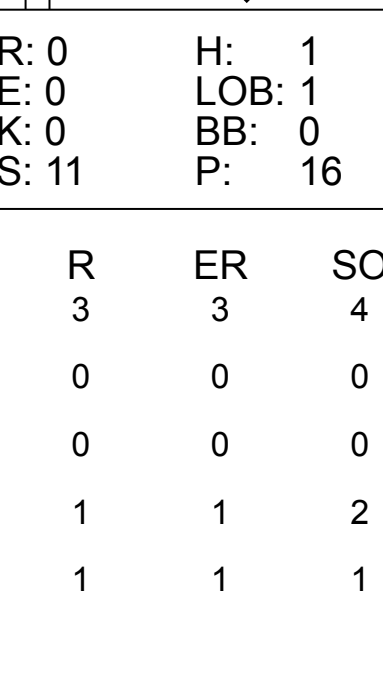
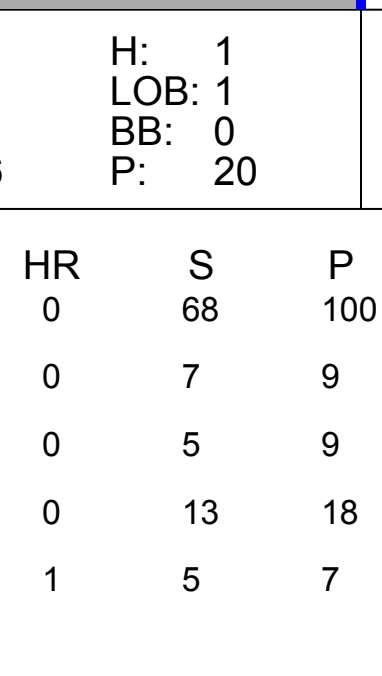
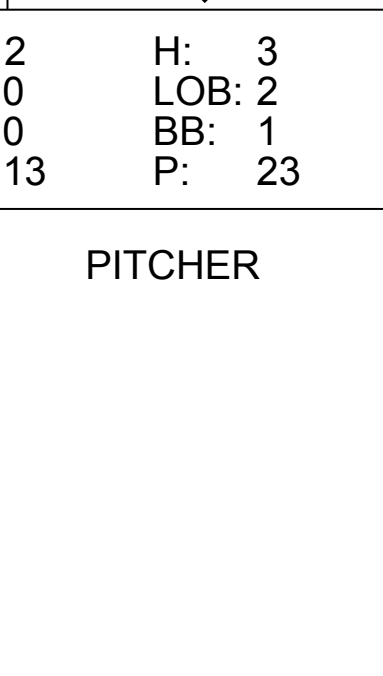
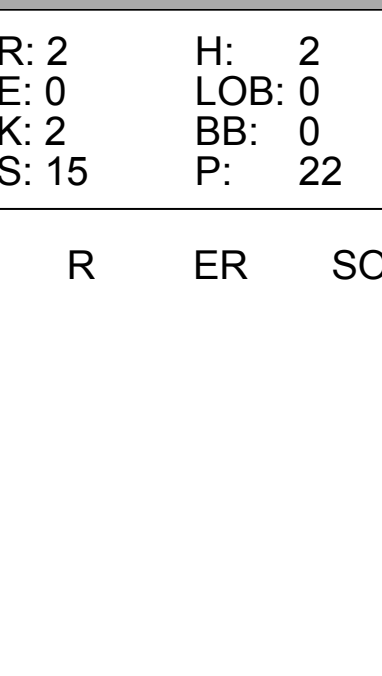
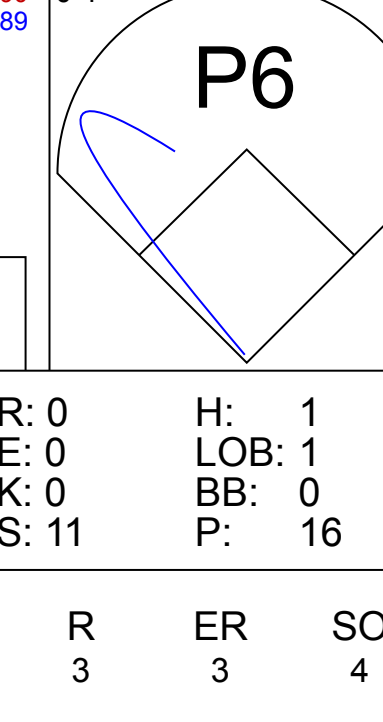
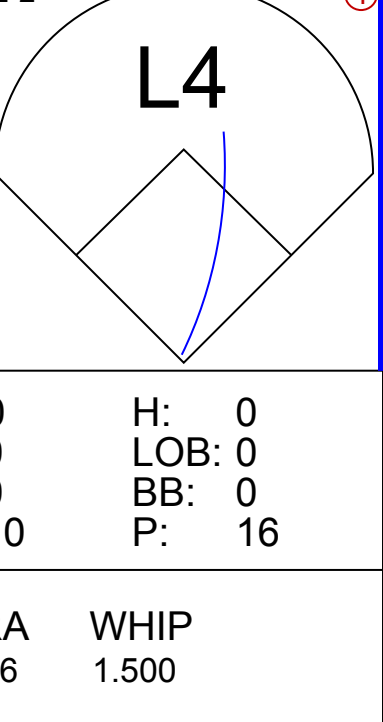
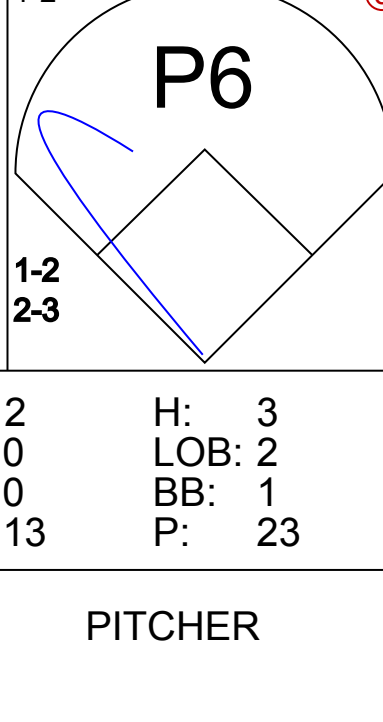


Batter	1	2	3	4	5	6	7	8	9	AB	R	H	RBI	BB	SO	LOB	TOP					
13 Nate McLouth, L OBP: 0.331, SLG: 0.455										5	0	2	0	0	2	1						
19 José Bautista, R OBP: 0.348, SLG: 0.426										4	1	0	0	1	4	2						
12 Freddy Sanchez, R OBP: 0.348, SLG: 0.442										3	2	1	1	1	0	1						
Josh Phelps, R OBP: 0.412, SLG: 0.550 Carlos Maldonado, R										3	0	1	0	1	1	1						
Jason Bay, R OBP: 0.327, SLG: 0.425										4	1	1	0	0	1	4						
25 Adam LaRoche, L OBP: 0.344, SLG: 0.459										4	0	2	2	0	0	1						
Jose Castillo, R OBP: 0.272, SLG: 0.330										4	0	0	0	0	2	4						
Cesar Izturis, S OBP: 0.302, SLG: 0.301										4	0	1	1	0	0	0						
Tony Armas, R OBP: 0.186, SLG: 0.311 52 Franquielis Osoria, R 58 Romulo Sanchez, R Damaso Marte, L Shawn Chacon, R Xavier Nady, R 45 Ian Snell, R										3	0	0	0	0	2	2						
Inning Stats	R: 0 E: 0 K: 2 S: 14	H: 0 LOB: 0 BB: 0 P: 17	R: 1 E: 0 K: 2 S: 15	H: 3 LOB: 2 BB: 0 P: 25	R: 2 E: 0 K: 1 S: 19	H: 1 LOB: 2 BB: 3 P: 35	R: 0 E: 0 K: 1 S: 8	H: 1 LOB: 0 BB: 0 P: 11	R: 1 E: 0 K: 1 S: 14	H: 2 LOB: 0 BB: 0 P: 22	R: 0 E: 0 K: 0 S: 7	H: 0 LOB: 0 BB: 0 P: 10	R: 0 E: 0 K: 2 S: 10	H: 1 LOB: 0 BB: 0 P: 17	R: 0 E: 0 K: 1 S: 7	H: 0 LOB: 0 BB: 0 P: 11	R: 0 E: 0 K: 2 S: 12	H: 0 LOB: 1 BB: 1 P: 22	1B: 6 2B: 1 3B: 0 HR: 1	SF: 0 SAC: 0 DP: 0 HBP: 0	WP: 0 PB: 0 SB: 1 CS: 1	PA: 39
PITCHER	IP	WLS	BF	H	R	ER	SO	BB	IBB	HBP	BLK	WP	HR	S	P	ERA	WHIP					
51 Wandy Rodriguez, L	5.0		24	7	4	4	7	3	0	0	0	0	1	70	110	7.20	2.000					
Dave Borkowski, R	1.0		3	0	0	0	0	0	0	0	0	0	0	7	10	0.00	0.000					
Mark McLemore, L	2.0	W	7	1	0	0	3	0	0	0	0	0	0	17	28	0.00	0.500					
Brad Lidge, R	1.0	S	4	0	0	0	2	1	0	0	0	0	0	12	22	0.00	1.000					

Pittsburgh Pirates @ Houston Astros
Minute Maid Park, Houston, TX
Sun Aug 26 2007, 1:05 PM CDT
Att. 42,564 - Roof Closed - 74 F

AB 34
R 4
H 8
RBI 4
BB 4
SO 12
LOB 16



Batter	1	2	3	4	5	6	7	8	9	AB	R	H	RBI	BB	SO	LOB	BOTTOM				
Chris Burke, R OBP: 0.310, SLG: 0.350										2	1	0	0	1	0	0					
9 Hunter Pence, R OBP: 0.347, SLG: 0.544										4	0	0	0	0	2	2					
17 Lance Berkman, S OBP: 0.383, SLG: 0.476										4	1	3	1	0	1	0					
45 Carlos Lee, R OBP: 0.362, SLG: 0.537										4	1	1	0	0	2	2					
Luke Scott, L OBP: 0.355, SLG: 0.492										4	1	3	1	0	0	1					
21 Ty Wigington, R OBP: 0.333, SLG: 0.455										3	1	1	2	1	0	1					
Mark Loretta, R OBP: 0.351, SLG: 0.355 Eric Bruntlett, R OBP: 0.338, SLG: 0.279										4	0	1	1	0	0	1					
Brad Ausmus, R OBP: 0.315, SLG: 0.315										4	0	1	0	0	2	3					
51 Wandy Rodriguez, S Orlando Palmeiro, L Dave Borkowski, R Craig Biggio, R Mark McLemore, L Brad Lidge, R										1	0	0	0	0	0	1					
Inning Stats	R: 1 E: 0 K: 1 S: 14	H: 2 LOB: 2 BB: 0 P: 18	R: 0 E: 0 K: 0 S: 11	H: 1 LOB: 1 BB: 0 P: 16	R: 0 E: 0 K: 2 S: 11	H: 1 LOB: 0 BB: 0 P: 16	R: 0 E: 0 K: 1 S: 16	H: 1 LOB: 1 BB: 0 P: 20	R: 0 E: 0 K: 0 S: 10	H: 0 LOB: 0 BB: 0 P: 16	R: 2 E: 0 K: 0 S: 13	H: 3 LOB: 2 BB: 1 P: 23	R: 0 E: 0 K: 1 S: 8	H: 0 LOB: 0 BB: 1 P: 12	R: 2 E: 0 K: 2 S: 15	H: 2 LOB: 0 BB: 0 P: 22	1B: 6 2B: 3 3B: 0 HR: 1	SF: 0 SAC: 0 DP: 1 HBP: 1	WP: 1 PB: 0 SB: 1 CS: 0	PA: 35	
PITCHER	IP	WLS	BF	H	R	ER	SO	BB	IBB	HBP	BLK	WP	HR	S	P	ERA	WHIP				
Tony Armas, R	5.1		24	7	3	3	4	1	0	1	0	0	0	68	100	5.06	1.500				
52 Franquielis Osoria, R	0.2	H	3	1	0	0	0	0	0	0	0	0	1	7	9	0.00	1.500				
58 Romulo Sanchez, R	0.2	H	2	0	0	0	0	1	0	0	0	0	0	5	9	0.00	1.500				
Damaso Marte, L	0.2	H	3	1	1	1	2	0	0	0	0	0	0	13	18	13.50	1.500				
Shawn Chacon, R	0.2	L	3	1	1	1	1	0	0	0	0	0	1	5	7	13.50	1.500				

Pittsburgh Pirates @ Houston Astros
Minute Maid Park, Houston, TX
Sun Aug 26 2007, 1:05 PM CDT
Att. 42,564 - Roof Closed - 74 F

AB 32
R 5
H 10
RBI 5
BB 2
SO 7
LOB 13



Batter	1	2	3	4	5	6	7	8	9	AB	R	H	RBI	BB	SO	LOB	TOP			
30 Norris Hopper, R OBP: 0.363, SLG: 0.388 (1, 8)	1-0 CS 1B	1-0 2H 3B			0-0 G6-4-3 1B		0-0 1B		0-3 K	4	0	4	1	0	0	0	Cincinnati Reds @ Pittsburgh Pirates PNC Park, Pittsburgh, PA Tue Aug 28 2007, 5:10 PM EDT Att: 17,669 - Clear - 80 F			
Ken Griffey Jr., L OBP: 0.390, SLG: 0.519 (9, PH)										1	0	0	0	0	1	1				
27 Jeff Keppinger, R OBP: 0.429, SLG: 0.549 (1, 9) (8, 5)	2-1 1B 2B	0-1 G2-3			2-1 G6-4-3 1-2		1-0 SAFE 1B			4	0	1	0	0	0	3				
4 Brandon Phillips, R OBP: 0.329, SLG: 0.485 (1, 4)	0-0 G1-3 1B				0-0 F7			0-2 G6-3 1B		4	0	2	0	0	0	0				
Jorge Cantu, R OBP: 0.317, SLG: 0.315 (1, 3)	2-0 G1-3 1-2				0-0 L7		4-2 28 1B BB	2-1 SAFE G6-3		3	0	0	0	1	0	3				
Adam Dunn, L OBP: 0.373, SLG: 0.558 (1, 7)	0-1 F9				4-1 BB		3-3 BB	4-1 28 S BB		2	0	0	0	2	1	3				
28 Edwin Encarnación, R OBP: 0.356, SLG: 0.450 51 Jared Burton, R (8, 1)		0-0 26 G4-6-3 61 2B 1B	1-1 G1-3				3-1 SAFE 2 G6-4-3 1B	3-2 G6-3		4	1	2	0	0	0	2				
2 Alex Gonzalez, R OBP: 0.317, SLG: 0.473 (1, 6)		2-1 26 C4-6-3 1B			0-2 P4		0-0 G6-4-3 1-2		0-2 1B	4	0	2	0	0	0	2				
26 David Ross, R OBP: 0.264, SLG: 0.394 Javier Valentin, S OBP: 0.336, SLG: 0.403 (9, PH)		0-2 G4-6-3 1-2 2-3			1-3 K		0-0 G5-3	1-2 SAFE F8		3	0	0	0	0	1	2				
61 Bronson Arroyo, R OBP: 0.150, SLG: 0.207 Jason Ellison, R OBP: 0.250, SLG: 0.242 38 Gary Majewski, R 45 Bill Bray, L Josh Hamilton, L OBP: 0.371, SLG: 0.549 (8, 8)		0-0 30 3B 2B			2-3 K		2-3 K	0-0 F7		2	1	1	1	0	1	0				
Inning Stats	R: 0 E: 0 K: 0 S: 7	H: 3 LOB: 2 BB: 0 P: 12	R: 2 E: 0 K: 0 S: 10	H: 4 LOB: 1 BB: 0 P: 13	R: 0 E: 0 K: 0 S: 5	H: 0 LOB: 1 BB: 1 P: 10	R: 0 E: 0 K: 2 S: 9	H: 0 LOB: 0 BB: 0 P: 12	R: 0 E: 0 K: 1 S: 11	H: 1 LOB: 1 BB: 1 P: 21	R: 0 E: 0 K: 1 S: 6	H: 1 LOB: 1 BB: 0 P: 9	R: 0 E: 0 K: 0 S: 10	H: 1 LOB: 1 BB: 1 P: 19	R: 0 E: 0 K: 1 S: 11	H: 1 LOB: 1 BB: 0 P: 12	1B: 9 2B: 2 3B: 1 HR: 0	SF: 0 SAC: 0 DP: 4 HBP: 0	WP: 0 PB: 0 SB: 1 CS: 1	PA: 37
PITCHER	IP WLS BF H R ER SO BB IBB HBP BLK WP HR S P ERA WHIP	IP WLS BF H R ER SO BB IBB HBP BLK WP HR S P ERA WHIP	IP WLS BF H R ER SO BB IBB HBP BLK WP HR S P ERA WHIP	IP WLS BF H R ER SO BB IBB HBP BLK WP HR S P ERA WHIP	IP WLS BF H R ER SO BB IBB HBP BLK WP HR S P ERA WHIP	IP WLS BF H R ER SO BB IBB HBP BLK WP HR S P ERA WHIP	IP WLS BF H R ER SO BB IBB HBP BLK WP HR S P ERA WHIP	IP WLS BF H R ER SO BB IBB HBP BLK WP HR S P ERA WHIP	IP WLS BF H R ER SO BB IBB HBP BLK WP HR S P ERA WHIP	IP WLS BF H R ER SO BB IBB HBP BLK WP HR S P ERA WHIP	IP WLS BF H R ER SO BB IBB HBP BLK WP HR S P ERA WHIP	IP WLS BF H R ER SO BB IBB HBP BLK WP HR S P ERA WHIP	IP WLS BF H R ER SO BB IBB HBP BLK WP HR S P ERA WHIP	IP WLS BF H R ER SO BB IBB HBP BLK WP HR S P ERA WHIP	IP WLS BF H R ER SO BB IBB HBP BLK WP HR S P ERA WHIP	IP WLS BF H R ER SO BB IBB HBP BLK WP HR S P ERA WHIP	IP WLS BF H R ER SO BB IBB HBP BLK WP HR S P ERA WHIP			

AB 34
R 2
H 12
RBI 2
BB 3
SO 5
LOB 18



Batter	1	2	3	4	5	6	7	8	9	AB	R	H	RBI	BB	SO	LOB	BOTTOM			
13 Nate McLouth, L OBP: 0.328, SLG: 0.445 (1, 8)	0-0 F9		2-2 F8			0-1 F8	2-3 K			4	0	0	0	0	1	1	Cincinnati Reds @ Pittsburgh Pirates PNC Park, Pittsburgh, PA Tue Aug 28 2007, 5:10 PM EDT Att: 17,669 - Clear - 80 F			
Cesar Izturis, S OBP: 0.301, SLG: 0.300 (1, 6)	1-1 12 FC6-4 1B			1-1 F7		2-2 12 1B		0-1 F7		4	0	2	0	0	0					
12 Freddy Sanchez, R OBP: 0.353, SLG: 0.455 (1, 4)	2-2 FC6-4 1-2			0-1 F8		0-2 SAFE 1 SAFE FC6-4 1B		0-2 F7		4	1	2	0	0	1					
25 Adam LaRoche, L OBP: 0.344, SLG: 0.456 (1, 3)	2-1 P3			0-2 G4-3		0-1 F8		1-2 25 1B 3B		4	0	1	1	0	3					
Jason Bay, R OBP: 0.328, SLG: 0.431 (1, 7)					0-0 19 1B	2-1 FC6-4		2-2 F9		4	1	1	0	0	1					
19 José Bautista, R OBP: 0.346, SLG: 0.423 (1, 9)			3-3 K		0-0 1B		0-1 G5-3	2-3 K		4	1	2	0	0	2					
Jose Castillo, R OBP: 0.273, SLG: 0.330 (1, 5)			0-2 K		1-0 1B		0-0 G5-3			3	0	1	1	0	1					
Carlos Maldonado, R Josh Phelps, R OBP: 0.407, SLG: 0.542 (8, 2) (9, 2)			3-2 K		2-3 K		0-1 L3			2	0	0	0	0	2					
28 Paul Maholm, L Matt Kilgus, S 52 Franquelis Osores, R Damaso Marte, L Shawn Chacon, R 55 Matt Capps, R OBP: 0.193, SLG: 0.196 OBP: 0.228, SLG: 0.394 OBP: 0.270, SLG: 0.273 OBP: 1.000, SLG: 1.000 (1, 1) (7, PH) (8, 1) (8, 1) (9, 1)			0-3 K		2-1 G4-3		0-2 2H 1B			2	0	0	0	0	1					
Inning Stats	R: 0 E: 0 K: 0 S: 8	H: 1 LOB: 1 BB: 0 P: 13	R: 0 E: 0 K: 3 S: 11	H: 0 LOB: 0 BB: 0 P: 16	R: 0 E: 0 K: 2 S: 9	H: 0 LOB: 0 BB: 0 P: 14	R: 0 E: 0 K: 0 S: 7	H: 0 LOB: 0 BB: 0 P: 8	R: 1 E: 0 K: 1 S: 8	H: 3 LOB: 1 BB: 0 P: 13	R: 0 E: 0 K: 0 S: 12	H: 2 LOB: 2 BB: 0 P: 16	R: 1 E: 0 K: 1 S: 11	H: 2 LOB: 1 BB: 0 P: 13	R: 1 E: 0 K: 1 S: 18	H: 2 LOB: 1 BB: 0 P: 23		1B: 9 2B: 0 3B: 1 HR: 0	SF: 0 SAC: 0 DP: 0 HBP: 0	WP: 0 PB: 0 SB: 0 CS: 0
PITCHER	IP WLS BF H R ER SO BB IBB HBP BLK WP HR S P ERA WHIP	IP WLS BF H R ER SO BB IBB HBP BLK WP HR S P ERA WHIP	IP WLS BF H R ER SO BB IBB HBP BLK WP HR S P ERA WHIP	IP WLS BF H R ER SO BB IBB HBP BLK WP HR S P ERA WHIP	IP WLS BF H R ER SO BB IBB HBP BLK WP HR S P ERA WHIP	IP WLS BF H R ER SO BB IBB HBP BLK WP HR S P ERA WHIP	IP WLS BF H R ER SO BB IBB HBP BLK WP HR S P ERA WHIP	IP WLS BF H R ER SO BB IBB HBP BLK WP HR S P ERA WHIP	IP WLS BF H R ER SO BB IBB HBP BLK WP HR S P ERA WHIP	IP WLS BF H R ER SO BB IBB HBP BLK WP HR S P ERA WHIP	IP WLS BF H R ER SO BB IBB HBP BLK WP HR S P ERA WHIP	IP WLS BF H R ER SO BB IBB HBP BLK WP HR S P ERA WHIP	IP WLS BF H R ER SO BB IBB HBP BLK WP HR S P ERA WHIP	IP WLS BF H R ER SO BB IBB HBP BLK WP HR S P ERA WHIP	IP WLS BF H R ER SO BB IBB HBP BLK WP HR S P ERA WHIP	IP WLS BF H R ER SO BB IBB HBP BLK WP HR S P ERA WHIP				

AB 33
R 3
H 10
RBI 3
BB 0
SO 8
LOB 13



Batter	1	2	3	4	5	6	7	8	9	AB	R	H	RBI	BB	SO	LOB	TOP							
13 Nate McLouth, L OBP: 0.331, SLG: 0.433										2	1	0	0	2	1	0	Pittsburgh Pirates @ Milwaukee Brewers Miller Park, Milwaukee, WI Sat Sep 01 2007, 6:05 PM CDT Att: 34,190 - Clear - 74 F							
19 José Bautista, R OBP: 0.338, SLG: 0.418										5	0	0	1	0	1	5								
12 Freddy Sanchez, R OBP: 0.354, SLG: 0.457 Carlos Maldonado, R										4	0	2	2	0	0	0								
25 Adam LaRoche, L OBP: 0.343, SLG: 0.457 Josh Phelps, R OBP: 0.403, SLG: 0.541										3	0	0	0	0	2	1								
Jason Bay, R OBP: 0.529, SLG: 0.430 Juan Pablo Perez, R										1	0	1	0	2	0	0								
Jose Castillo, R OBP: 0.304, SLG: 0.327 34 John Grabow, L										0	0	0	0	0	0	0								
51 Steve Pearce, R OBP: 0.500, SLG: 0.500										4	0	2	0	0	0	2								
26 Ronny Paulino, R OBP: 0.290, SLG: 0.368 Matt Kata, S OBP: 0.265, SLG: 0.368										3	0	0	0	0	0	4								
2 Jack Wilson, R OBP: 0.328, SLG: 0.379										3	1	0	0	0	1	2								
Shane Youman, L OBP: 0.154, SLG: 0.083 58 Romulo Sanchez, R (3, 1)										1	0	0	0	0	0	0								
3 Nyjer Morgan, L OBP: 1.000, SLG: 1.000										1	0	0	0	0	1	0								
Inning Stats	R: 1 E: 0 K: 1 S: 13	H: 1 LOB: 2 BB: 2 P: 28	R: 0 E: 0 K: 0 S: 9	H: 0 LOB: 0 BB: 0 P: 11	R: 0 E: 0 K: 1 S: 8	H: 0 LOB: 0 BB: 0 P: 12	R: 0 E: 0 K: 2 S: 13	H: 2 LOB: 2 BB: 0 P: 20	R: 0 E: 0 K: 1 S: 9	H: 0 LOB: 0 BB: 0 P: 10	R: 0 E: 0 K: 0 S: 11	H: 1 LOB: 2 BB: 1 P: 20	R: 1 E: 0 K: 2 S: 16	H: 2 LOB: 2 BB: 1 P: 29	R: 0 E: 0 K: 2 S: 10	H: 0 LOB: 0 BB: 0 P: 14	R: 1 E: 0 K: 0 S: 6	H: 0 LOB: 1 BB: 1 P: 13	1B: 4 2B: 2 3B: 0 HR: 0	SF: 0 SAC: 0 DP: 1 HBP: 2	WP: 1 PB: 0 CS: 1 SB: 0	PA: 39		
PITCHER	IP WLS BF H R ER SO BB IBB HBP BLK WP HR S P ERA WHIP	IP WLS BF H R ER SO BB IBB HBP BLK WP HR S P ERA WHIP	IP WLS BF H R ER SO BB IBB HBP BLK WP HR S P ERA WHIP	IP WLS BF H R ER SO BB IBB HBP BLK WP HR S P ERA WHIP	IP WLS BF H R ER SO BB IBB HBP BLK WP HR S P ERA WHIP	IP WLS BF H R ER SO BB IBB HBP BLK WP HR S P ERA WHIP	IP WLS BF H R ER SO BB IBB HBP BLK WP HR S P ERA WHIP	IP WLS BF H R ER SO BB IBB HBP BLK WP HR S P ERA WHIP	IP WLS BF H R ER SO BB IBB HBP BLK WP HR S P ERA WHIP	IP WLS BF H R ER SO BB IBB HBP BLK WP HR S P ERA WHIP	IP WLS BF H R ER SO BB IBB HBP BLK WP HR S P ERA WHIP	IP WLS BF H R ER SO BB IBB HBP BLK WP HR S P ERA WHIP	IP WLS BF H R ER SO BB IBB HBP BLK WP HR S P ERA WHIP	IP WLS BF H R ER SO BB IBB HBP BLK WP HR S P ERA WHIP	IP WLS BF H R ER SO BB IBB HBP BLK WP HR S P ERA WHIP	IP WLS BF H R ER SO BB IBB HBP BLK WP HR S P ERA WHIP	IP WLS BF H R ER SO BB IBB HBP BLK WP HR S P ERA WHIP	IP WLS BF H R ER SO BB IBB HBP BLK WP HR S P ERA WHIP	IP WLS BF H R ER SO BB IBB HBP BLK WP HR S P ERA WHIP	IP WLS BF H R ER SO BB IBB HBP BLK WP HR S P ERA WHIP	IP WLS BF H R ER SO BB IBB HBP BLK WP HR S P ERA WHIP	IP WLS BF H R ER SO BB IBB HBP BLK WP HR S P ERA WHIP	IP WLS BF H R ER SO BB IBB HBP BLK WP HR S P ERA WHIP	IP WLS BF H R ER SO BB IBB HBP BLK WP HR S P ERA WHIP

Batter	1	2	3	4	5	6	7	8	9	AB	R	H	RBI	BB	SO	LOB	BOTTOM						
23 Rickie Weeks Jr., R OBP: 0.360, SLG: 0.386										5	0	1	0	0	1	3	Pittsburgh Pirates @ Milwaukee Brewers Miller Park, Milwaukee, WI Sat Sep 01 2007, 6:05 PM CDT Att: 34,190 - Clear - 74 F						
7 J.J. Hardy, R OBP: 0.326, SLG: 0.469										5	0	2	1	0	0	1							
8 Ryan Braun, R OBP: 0.371, SLG: 0.624 Matt Wise, R OBP: 1.000, SLG: 1.000 52 Mel Stockett, S										4	0	0	0	0	3	1							
28 Prince Fielder, L OBP: 0.382, SLG: 0.601 27 Joe Dillon, R OBP: 0.425, SLG: 0.564										3	2	3	0	1	0	0							
1 Corey Hart, R OBP: 0.350, SLG: 0.520 10 Vinny Rottino, R										2	3	1	2	2	0	1							
Kevin Mench, R OBP: 0.306, SLG: 0.446 73 Seth McClung, L										3	4	3	3	1	0	0							
Gabe Gross, L OBP: 0.331, SLG: 0.485 57 Mitch Stetter, L										1	0	0	0	0	2	0							
Johnny Estrada, S OBP: 0.300, SLG: 0.403										4	1	3	2	0	0	1							
2 Bill Hall, R OBP: 0.318, SLG: 0.433										3	1	2	4	0	1	2							
31 Dave Bush, R OBP: 0.128, SLG: 0.152 Craig Counsell, L OBP: 0.324, SLG: 0.309										2	0	0	0	0	2	0							
Inning Stats	R: 0 E: 0 K: 0 S: 7	H: 1 LOB: 0 BB: 0 P: 10	R: 5 E: 1 K: 2 S: 19	H: 4 LOB: 1 BB: 2 P: 33	R: 3 E: 0 K: 0 S: 10	H: 2 LOB: 0 BB: 1 P: 18	R: 0 E: 0 K: 1 S: 7	H: 0 LOB: 0 BB: 0 P: 11	R: 1 E: 0 K: 0 S: 12	H: 3 LOB: 2 BB: 1 P: 23	R: 0 E: 0 K: 1 S: 8	H: 0 LOB: 0 BB: 0 P: 12	R: 3 E: 0 K: 2 S: 19	H: 4 LOB: 2 BB: 0 P: 30	R: 0 E: 1 K: 0 S: 14	H: 1 LOB: 2 BB: 0 P: 21	1B: 10 2B: 3 3B: 0 HR: 2	SF: 1 SAC: 1 DP: 2 HBP: 0	WP: 0 PB: 0 CS: 0	PA: 42			
PITCHER	IP WLS BF H R ER SO BB IBB HBP BLK WP HR S P ERA WHIP	IP WLS BF H R ER SO BB IBB HBP BLK WP HR S P ERA WHIP	IP WLS BF H R ER SO BB IBB HBP BLK WP HR S P ERA WHIP	IP WLS BF H R ER SO BB IBB HBP BLK WP HR S P ERA WHIP	IP WLS BF H R ER SO BB IBB HBP BLK WP HR S P ERA WHIP	IP WLS BF H R ER SO BB IBB HBP BLK WP HR S P ERA WHIP	IP WLS BF H R ER SO BB IBB HBP BLK WP HR S P ERA WHIP	IP WLS BF H R ER SO BB IBB HBP BLK WP HR S P ERA WHIP	IP WLS BF H R ER SO BB IBB HBP BLK WP HR S P ERA WHIP	IP WLS BF H R ER SO BB IBB HBP BLK WP HR S P ERA WHIP	IP WLS BF H R ER SO BB IBB HBP BLK WP HR S P ERA WHIP	IP WLS BF H R ER SO BB IBB HBP BLK WP HR S P ERA WHIP	IP WLS BF H R ER SO BB IBB HBP BLK WP HR S P ERA WHIP	IP WLS BF H R ER SO BB IBB HBP BLK WP HR S P ERA WHIP	IP WLS BF H R ER SO BB IBB HBP BLK WP HR S P ERA WHIP	IP WLS BF H R ER SO BB IBB HBP BLK WP HR S P ERA WHIP	IP WLS BF H R ER SO BB IBB HBP BLK WP HR S P ERA WHIP	IP WLS BF H R ER SO BB IBB HBP BLK WP HR S P ERA WHIP	IP WLS BF H R ER SO BB IBB HBP BLK WP HR S P ERA WHIP	IP WLS BF H R ER SO BB IBB HBP BLK WP HR S P ERA WHIP	IP WLS BF H R ER SO BB IBB HBP BLK WP HR S P ERA WHIP	IP WLS BF H R ER SO BB IBB HBP BLK WP HR S P ERA WHIP	IP WLS BF H R ER SO BB IBB HBP BLK WP HR S P ERA WHIP



Batter	1	2	3	4	5	6	7	8	9	AB	R	H	RBI	BB	SO	LOB	TOP						
3 Niyer Morgan, L (1,8) OBP: 0.545, SLG: 0.444	G4-3				SH2-3												3	1	2	0	1	0	0
19 José Bautista, R (1,5) OBP: 0.340, SLG: 0.425	HR				SF8												3	2	2	2	1	0	1
12 Freddy Sanchez, R (1,4) OBP: 0.359, SLG: 0.467					L9												4	0	3	2	0	0	1
Josh Phelps, R (6,3) OBP: 0.395, SLG: 0.529	G4-6-3																1	0	0	0	0	0	1
Xavier Nady, R (1,9) OBP: 0.342, SLG: 0.491	G4-6-3																2	0	0	0	0	0	2
13 Nate McLouth, L (5,PR) OBP: 0.333, SLG: 0.442					G6-3												1	1	0	0	1	0	0
Jason Bay, R (1,7) OBP: 0.328, SLG: 0.428					P2												3	1	0	0	0	0	5
Matt Kata, S (6,4) OBP: 0.263, SLG: 0.365																	1	0	0	0	0	1	0
51 Steve Pearce, R (1,3) OBP: 0.300, SLG: 0.500					G6-3												5	1	1	1	0	1	2
26 Ronny Paulino, R (1,2) OBP: 0.294, SLG: 0.379																							
Carlos Maldonado, R (8,2)																	4	3	3	2	0	0	0
2 Jack Wilson, R (1,6) OBP: 0.333, SLG: 0.393																	5	2	4	3	0	0	1
45 Ian Snell, R (1,1) OBP: 0.157, SLG: 0.104																							
Juan Pablo Perez, R (8,1)																							
Jose Castillo, R (9,PH) OBP: 0.289, SLG: 0.325																							
58 Romulo Sanchez, R (9,1)																							
Inning Stats	R: 1 E: 0 K: 0 S: 10	H: 2 LOB: 0 BB: 0 P: 15	R: 2 E: 0 K: 2 S: 18	H: 3 LOB: 2 BB: 0 P: 27	R: 1 E: 0 K: 0 S: 8	H: 2 LOB: 1 BB: 0 P: 11	R: 2 E: 1 K: 0 S: 8	H: 3 LOB: 1 BB: 0 P: 14	R: 5 E: 0 K: 1 S: 23	H: 5 LOB: 3 BB: 2 P: 43	R: 0 E: 0 K: 0 S: 6	H: 1 LOB: 1 BB: 0 P: 10	R: 0 E: 0 K: 0 S: 7	H: 0 LOB: 0 BB: 1 P: 13	R: 0 E: 0 K: 1 S: 7	H: 0 LOB: 0 BB: 0 P: 9	R: 0 E: 0 K: 0 S: 5	H: 0 LOB: 0 BB: 1 P: 11	1B: 8 2B: 6 3B: 1 HR: 2	SF: 1 SAC: 1 DP: 3 HBP: 2	WP: 0 PB: 0 SB: 1 CS: 0	PA: 45	
PITCHER	IP WLS BF H R ER SO BB IBB HBP BLK WP HR S P ERA WHIP																ERA WHIP						
Kip Wells, R (1,1) ERA: 5.75	3.1 L 19 10 6 6 2 0 0 0 1 0 0 1 41 62 16.20 3.000																						
Andy Cavazos, R (4,1) ERA: 9.64	1.1 12 5 5 5 1 2 0 1 0 0 1 24 46 33.75 5.250																						
56 Kelvin Jimenez, R (5,1) ERA: 8.18	4.1 14 1 0 0 1 2 0 0 0 0 0 27 45 0.00 0.692																						

Pittsburgh Pirates @ St. Louis Cardinals
 Busch Stadium, St. Louis, MO
 Mon Sep 03 2007, 1:15 PM CDT
 Att: 42,238 - Sunny - 91 F

AB 37
 R 11
 H 16
 RBI 11
 BB 4
 SO 4
 LOB 16



Batter	1	2	3	4	5	6	7	8	9	AB	R	H	RBI	BB	SO	LOB	BOTTOM					
David Eckstein, R (1,6) OBP: 0.336, SLG: 0.341																	2	0	2	0	0	0
Russell Branyan, L (5,PH) OBP: 0.318, SLG: 0.459																	2	0	1	0	0	1
24 Rick Ankiel, L (1,9) OBP: 0.388, SLG: 0.657																	2	0	0	0	2	1
5 Albert Pujols, R (1,3) OBP: 0.420, SLG: 0.556																	2	0	1	0	1	0
47 Ryan Ludwick, R (6,9) OBP: 0.307, SLG: 0.476																	1	0	0	0	0	0
Jim Edmonds, L (1,8) OBP: 0.319, SLG: 0.388																	3	0	0	0	0	1
55 Skip Schumaker, L (6,7) OBP: 0.346, SLG: 0.456																	1	0	1	0	0	0
16 Chris Duncan, L (1,7) OBP: 0.354, SLG: 0.490																	3	0	0	0	1	1
4 Yadier Molina, R (1,2) OBP: 0.359, SLG: 0.385																	1	0	0	0	0	0
56 Kelvin Jimenez, R (5,1)																	1	0	0	0	1	1
Aaron Miles, S (1,4) OBP: 0.339, SLG: 0.366																	2	0	1	0	0	2
Miguel Cairo, R (6,PH) OBP: 0.303, SLG: 0.306																	2	0	0	0	0	1
Kip Wells, R (1,1) OBP: 0.333, SLG: 0.417																	1	0	0	0	0	1
Andy Cavazos, R (4,1) OBP: 0.268, SLG: 0.293																	0	0	0	0	0	0
Gary Bennett, R (5,2)																	2	0	0	0	1	0
13 Brendan Ryan, R (1,5) OBP: 0.386, SLG: 0.479																	3	0	0	0	0	0
So Taguchi, R (9,PH) OBP: 0.353, SLG: 0.368																	1	0	0	0	0	1
Inning Stats	R: 0 E: 0 K: 0 S: 7	H: 1 LOB: 1 BB: 1 P: 13	R: 0 E: 0 K: 1 S: 8	H: 1 LOB: 0 BB: 0 P: 12	R: 0 E: 0 K: 0 S: 8	H: 0 LOB: 1 BB: 1 P: 19	R: 0 E: 0 K: 1 S: 7	H: 0 LOB: 1 BB: 1 P: 16	R: 0 E: 0 K: 0 S: 9	H: 2 LOB: 3 BB: 1 P: 15	R: 0 E: 0 K: 0 S: 6	H: 0 LOB: 1 BB: 1 P: 11	R: 0 E: 0 K: 2 S: 9	H: 0 LOB: 0 BB: 0 P: 13	R: 0 E: 0 K: 2 S: 8	H: 1 LOB: 1 BB: 0 P: 10	R: 0 E: 0 K: 0 S: 5	H: 0 LOB: 0 BB: 1 P: 11	1B: 6 2B: 1 3B: 0 HR: 0	SF: 0 SAC: 0 DP: 4 HBP: 1	WP: 0 PB: 0 SB: 1 CS: 0	PA: 36
PITCHER	IP WLS BF H R ER SO BB IBB HBP BLK WP HR S P ERA WHIP																ERA WHIP					
45 Ian Snell, R (1,1) ERA: 4.81	7.0 W 29 5 0 0 4 5 0 0 1 0 0 0 54 99 0.00 1.429																					
Juan Pablo Perez, L (8,1) ERA: 4.26	1.0 4 1 0 0 2 0 0 0 0 0 0 8 10 0.00 1.000																					
58 Romulo Sanchez, R (9,1) ERA: 1.36	1.0 3 0 0 0 0 1 0 0 0 0 0 5 11 0.00 1.000																					

Pittsburgh Pirates @ St. Louis Cardinals
 Busch Stadium, St. Louis, MO
 Mon Sep 03 2007, 1:15 PM CDT
 Att: 42,238 - Sunny - 91 F

AB 29
 R 0
 H 6
 RBI 0
 BB 6
 SO 6
 LOB 16



Batter	1	2	3	4	5	6	7	8	9	AB	R	H	RBI	BB	SO	LOB	TOP		
3 Nyer Morgan, L OBP: 0.375, SLG: 0.286	F8		G6-3		F8		K		F8	5	0	0	1	0	1	1			
19 José Bautista, R OBP: 0.340, SLG: 0.429	K		2B		2B		F9		F9	5	0	2	1	0	1	0			
12 Freddy Sanchez, R OBP: 0.359, SLG: 0.464	F8		BB		BB		F9		F7	3	0	0	0	2	0	0			
25 Adam LaRoche, L OBP: 0.342, SLG: 0.455		1B	P5		G4-1					4	0	2	0	0	0	4			
Jason Bay, R OBP: 0.328, SLG: 0.426	F8				G6-3				F8	4	0	1	0	0	0	2			
51 Steve Pearce, R OBP: 0.214, SLG: 0.357	FC5-4		FC5-4		G5-3				F8	4	0	0	0	0	0	3			
26 Ronny Paulino, R OBP: 0.299, SLG: 0.382	PO		G6-3		G6-3		FC5			4	1	3	0	0	0	1			
2 Jack Wilson, R OBP: 0.336, SLG: 0.395			G4-3		G4-3		FC5			3	1	2	0	1	0	1			
Matt Morris, R OBP: 0.212, SLG: 0.294			SH1-4		K		FC5		P4	1	0	0	0	0	0	1			
Josh Thole, R OBP: 0.367, SLG: 0.551										1	0	0	0	0	0	2			
52 Franquelis Osores, R										0	0	0	0	0	0	0			
34 John Grabow, L										0	0	0	0	0	0	0			
13 Nate McLouth, L OBP: 0.332, SLG: 0.422										0	0	0	0	0	0	3			
58 Romulo Sanchez, R										0	0	0	0	0	0	0			
Inning Stats	R: 0 H: 0 E: 0 K: 1 S: 10	H: 0 LOB: 0 BB: 0 P: 17	R: 0 H: 1 E: 0 K: 0 S: 9	H: 1 LOB: 0 BB: 0 P: 16	R: 2 H: 3 E: 0 K: 0 S: 8	H: 3 LOB: 2 BB: 1 P: 17	R: 0 H: 1 E: 0 K: 0 S: 14	H: 1 LOB: 1 BB: 1 P: 21	R: 0 H: 2 E: 0 K: 1 S: 15	H: 2 LOB: 2 BB: 0 P: 15	R: 0 H: 0 E: 0 K: 1 S: 9	H: 0 LOB: 0 BB: 0 P: 12	R: 0 H: 2 E: 0 K: 0 S: 13	H: 2 LOB: 3 BB: 1 P: 21	R: 0 H: 0 E: 0 K: 0 S: 5	H: 0 LOB: 0 BB: 0 P: 6	1B: 8 2B: 2 3B: 0 HR: 0	SF: 0 SAC: 1 DP: 0 HBP: 0	WP: 0 PA: 40 PB: 0 SB: 1 CS: 0
PITCHER	IP	WLS	BF	H	R	ER	SO	BB	IBB	HBP	BLK	WP	HR	S	P	ERA	WHIP		
35 Joel Peiro, R ERA: 4.28	5.2	W	26	8	2	2	2	2	0	0	0	0	0	64	107	3.18	1.765		
36 Russ Springer, R ERA: 2.47	1.1	H	4	0	0	0	1	0	0	0	0	0	0	10	15	0.00	0.000		
Troy Percival, R ERA: 2.33	0.2	S	5	2	0	0	0	1	0	0	0	0	0	11	18	0.00	4.500		
31 Ryan Franklin, R ERA: 1.93	1.1	S	4	0	0	0	0	0	0	0	0	0	0	7	9	0.00	0.000		

Pittsburgh Pirates @ St. Louis Cardinals
 Busch Stadium, St. Louis, MO
 Tue Sep 04 2007, 7:10 PM CDT
 Att: 42,300 - Cloudy - 84 F

AB 35
 R 2
 H 10
 RBI 2
 BB 3
 SO 3
 LOB 17



Batter	1	2	3	4	5	6	7	8	9	AB	R	H	RBI	BB	SO	LOB	BOTTOM		
David Eckstein, R OBP: 0.340, SLG: 0.348			FC6-4							4	2	3	0	0	0	1			
24 Rick Ankiel, L OBP: 0.393, SLG: 0.658			1B		1B					3	2	1	1	1	1	2			
5 Albert Pujols, R OBP: 0.418, SLG: 0.551	G3		F8		G1-4-3		G5-3			4	0	0	0	0	0	3			
Jim Edmonds, L OBP: 0.318, SLG: 0.386	SF7		G4-3		G4-3					2	1	0	1	1	1	0			
31 Ryan Franklin, R OBP: 0.500, SLG: 0.590			BB				K			0	0	0	0	0	0	0			
16 Chris Duncan, L OBP: 0.353, SLG: 0.492	F7		BB							3	0	1	3	0	1	0			
36 Russ Springer, R										0	0	0	0	0	0	0			
Troy Percival, R										0	0	0	0	0	0	0			
55 Skip Schumaker, L OBP: 0.354, SLG: 0.462			2B							1	0	1	0	0	0	0			
4 Yadier Molina, R OBP: 0.355, SLG: 0.380	G6-3		G1-3				L4		B3-6-4	4	0	0	0	0	0	2			
Russell Branyan, L OBP: 0.317, SLG: 0.474	L5				G4-3				G4-3	4	1	1	1	0	0	0			
35 Joel Peiro, R OBP: 0.231, SLG: 0.091										1	0	0	0	1	1	0			
47 Ryan Ludwick, R OBP: 0.305, SLG: 0.473										1	0	0	0	0	0	0			
Miguel Cairo, R OBP: 0.296, SLG: 0.298			G6-3		P4		E5			3	0	0	0	0	0	1			
Inning Stats	R: 2 H: 2 E: 0 K: 0 S: 11	H: 2 LOB: 0 BB: 0 P: 19	R: 0 H: 0 E: 0 K: 1 S: 7	H: 0 LOB: 0 BB: 0 P: 9	R: 3 H: 2 E: 0 K: 0 S: 18	H: 2 LOB: 1 BB: 2 P: 31	R: 0 H: 1 E: 0 K: 0 S: 6	H: 1 LOB: 2 BB: 1 P: 13	R: 0 H: 0 E: 0 K: 1 S: 11	H: 0 LOB: 0 BB: 0 P: 17	R: 1 H: 1 E: 0 K: 0 S: 9	H: 1 LOB: 1 BB: 0 P: 9	R: 0 H: 0 E: 0 K: 2 S: 9	H: 0 LOB: 0 BB: 0 P: 14	R: 0 H: 1 E: 0 K: 0 S: 4	H: 1 LOB: 0 BB: 0 P: 8	1B: 3 2B: 3 3B: 0 HR: 1	SF: 1 SAC: 0 DP: 1 HBP: 0	WP: 0 PA: 34 PB: 0 SB: 0 CS: 0
PITCHER	IP	WLS	BF	H	R	ER	SO	BB	IBB	HBP	BLK	WP	HR	S	P	ERA	WHIP		
Matt Morris, R ERA: 4.54	5.0	L	23	5	5	5	2	3	0	0	0	0	0	53	89	9.00	1.600		
52 Franquelis Osores, R ERA: 3.78	1.0	S	5	1	1	1	0	0	0	0	0	0	0	9	9	9.00	1.000		
34 John Grabow, L ERA: 3.3	1.0	S	3	0	0	0	2	0	0	0	0	0	0	9	14	0.00	0.000		
58 Romulo Sanchez, R ERA: 1.17	1.0	S	3	1	0	0	0	0	0	0	0	0	0	4	8	0.00	1.000		

Pittsburgh Pirates @ St. Louis Cardinals
 Busch Stadium, St. Louis, MO
 Tue Sep 04 2007, 7:10 PM CDT
 Att: 42,300 - Cloudy - 84 F

AB 30
 R 6
 H 7
 RBI 6
 BB 3
 SO 4
 LOB 9



Batter	1	2	3	4	5	6	7	8	9	AB	R	H	RBI	BB	SO	LOB	TOP					
12 Alfonso Soriano, R (1, 7) OBP: 0.333, SLG: 0.527	1-3 K	1-1 F8					0-0 HR		2-2 G1-3								4 1 1 2 0 1 1					
2 Ryan Theriot, R (1, 6) OBP: 0.341, SLG: 0.370	2-1 25 1B		3-2 G6-3				3-1 F9		0-1 G4-3								4 1 1 0 0 0 0					
25 Derrek Lee, R (1, 3) OBP: 0.397, SLG: 0.493	0-0 G1-3 16 1B		1-0 F9				2-2 L4		0-0 G4-3								4 0 1 1 0 0 0					
16 Aramis Ramirez, R (1, 5) OBP: 0.371, SLG: 0.540	1-2 G1-3 1B		0-0 F8				0-2 G5-3		0-0 G4-3								4 0 1 0 0 0 0					
Cliff Floyd, L (1, 9) OBP: 0.357, SLG: 0.379	0-0 G1-3		1-0 L7				0-0 P4		0-1 G3								4 0 0 0 0 0 2					
20 Felix Pie, L (9, 8) OBP: 0.270, SLG: 0.335	1-2 G1-3		2-0 FC6-4 1B				3-2 G5-3		1-1 3B HBP								3 1 1 0 0 1 2					
Mark DeRosa, R (1, 4) OBP: 0.387, SLG: 0.413	2-3 K		0-2 FC6-4 1B				0-0 E8 2B		2-2 F7								4 1 1 0 0 0 2					
Jason Kendall, R (1, 2) OBP: 0.300, SLG: 0.313		1-2 G6-3	0-2 FC6-4 1B				0-0 E3		1-0 3B								3 1 1 2 1 0 0					
Jacque Jones, L (1, 8) OBP: 0.321, SLG: 0.385		0-0 G4-3	2-2 CS		4-1 38 SH2-4 12 HR BB		0-0 E3		1-0 3B								3 1 1 2 1 0 0					
38 Carlos Zambrano, S (1, 1) OBP: 0.271, SLG: 0.371		2-1 1B			0-1 SH2-4		3-3 K		3-3 K								2 0 1 0 0 1 0					
49 Carlos Marmol, R (7, 1)																	0 0 0 0 0 0 0					
Bob Howry, L (8, 1)																	0 0 0 0 0 0 0					
18 Geovany Soto, R (9, PH) OBP: 0.444, SLG: 0.400																	1 0 0 0 0 1 1					
46 Ryan Dempster, R (9, 1)																	0 0 0 0 0 0 0					
Inning Stats	R: 1 E: 0 K: 2 S: 14	H: 3 LOB: 2 BB: 0 P: 20	R: 0 E: 0 K: 0 S: 8	H: 1 LOB: 1 BB: 0 P: 12	R: 0 E: 0 K: 0 S: 6	H: 0 LOB: 0 BB: 0 P: 10	R: 0 E: 0 K: 0 S: 7	H: 1 LOB: 0 BB: 0 P: 12	R: 2 E: 0 K: 0 S: 9	H: 1 LOB: 0 BB: 1 P: 18	R: 0 E: 0 K: 0 S: 7	H: 0 LOB: 0 BB: 0 P: 10	R: 1 E: 2 K: 1 S: 8	H: 1 LOB: 0 BB: 0 P: 11	R: 0 E: 0 K: 0 S: 4	H: 0 LOB: 0 BB: 0 P: 4	R: 1 E: 0 K: 1 S: 10	H: 1 LOB: 1 BB: 0 P: 17	1B: 4 2B: 1 3B: 2 HR: 1	SF: 0 SAC: 1 DP: 0 HBP: 1	WP: 0 PB: 0 SB: 0 CS: 1	PA: 37
PITCHER	IP WLS BF H R ER SO BB IBB HBP BLK WP HR S P ERA WHIP																					
45 Ian Snell, R (1, 1) ERA: 4.0	7.0 L 28 7 4 3 3 1 0 0 0 0 0 1 59 93 3.86 1.143																					
52 Franquelis Osoria, R (8, 1) ERA: 3.93	1.2 6 0 1 1 0 0 0 0 1 0 0 0 10 13 5.40 0.000																					
34 John Grabow, L (9, 1) ERA: 3.61	0.1 2 1 0 0 1 0 0 0 0 0 0 0 4 8 0.00 3.000																					

Chicago Cubs @ Pittsburgh Pirates
PNC Park, Pittsburgh, PA
Sat Sep 08 2007, 7:05 PM EDT
Att: 33,373 - Cloudy - 81 F

AB 33
R 5
H 8
RBI 5
BB 1
SO 4
LOB 8



Batter	1	2	3	4	5	6	7	8	9	AB	R	H	RBI	BB	SO	LOB	BOTTOM					
3 Nyjer Morgan, L (1, 8) OBP: 0.296, SLG: 0.280	2-3 K		1-2 G1-3				1-2 G6-3		0-0 G4-3								5 0 0 0 0 2 2					
13 Nate McLouth, L (1, 9) OBP: 0.334, SLG: 0.435	1-2 BB 1B		4-2 BB				2-2 G3		1-2 25 BLK 12 G2-3 HBP								2 0 1 0 1 0 0					
12 Freddy Sanchez, R (1, 4) OBP: 0.355, SLG: 0.458	0-0 F8		1-2 G5-3				2-1 F8		0-0 G2-3								4 0 0 0 0 0 3					
Jason Bay, R (1, 7) OBP: 0.331, SLG: 0.424	4-1 BB		2-3 K				1-0 G1-3		2-3 K								0 0 0 0 1 0 0					
41 Ryan Doumit, S (4, 9) OBP: 0.341, SLG: 0.472	1-2 BB																3 0 0 0 0 2 1					
25 Adam LaRoche, L (1, 3) OBP: 0.343, SLG: 0.461	2-3 K		0-0 G3-1				0-0 G3-1		4-2 26 BB 19 BB 2 SF7 1B								3 1 1 0 1 1 2					
19 José Bautista, R (1, 5) OBP: 0.341, SLG: 0.422		1-2 K					4-1 BB		4-1 26 BB								1 0 0 0 3 1 0					
26 Ronny Paulino, R (1, 2) OBP: 0.306, SLG: 0.390		1-0 G5-3					1-3 K		4-2 BB								3 0 0 0 1 1 4					
2 Jack Wilson, R (1, 6) OBP: 0.342, SLG: 0.416		2-3 K					2-0 L6		1-1 SF7								3 0 0 1 0 2 0					
45 Ian Snell, R (1, 1) OBP: 0.151, SLG: 0.100			0-3 K				1-3 K		3-3 K								2 0 0 0 0 2 0					
Josh Phelps, R (7, PH) ERA: 1.4									2-2 K								1 0 0 0 0 1 2					
52 Franquelis Osoria, R (8, 1) ERA: 3.62																	0 0 0 0 0 0 0					
34 John Grabow, L (9, 1) ERA: 3.62																	0 0 0 0 0 0 0					
Matt Kata, S (9, PH) ERA: 3.81																	1 0 0 0 0 0 0					
Inning Stats	R: 0 E: 0 K: 2 S: 12	H: 1 LOB: 2 BB: 1 P: 21	R: 0 E: 0 K: 2 S: 9	H: 0 LOB: 0 BB: 0 P: 13	R: 0 E: 0 K: 1 S: 13	H: 0 LOB: 1 BB: 1 P: 19	R: 0 E: 0 K: 2 S: 8	H: 0 LOB: 1 BB: 1 P: 15	R: 0 E: 0 K: 1 S: 7	H: 0 LOB: 0 BB: 0 P: 11	R: 0 E: 0 K: 0 S: 6	H: 0 LOB: 0 BB: 0 P: 11	R: 1 E: 0 K: 1 S: 18	H: 1 LOB: 2 BB: 2 P: 31	R: 0 E: 0 K: 1 S: 12	H: 0 LOB: 3 BB: 2 P: 23	R: 0 E: 0 K: 2 S: 10	H: 0 LOB: 0 BB: 0 P: 13	1B: 2 2B: 0 3B: 0 HR: 0	SF: 1 SAC: 0 DP: 0 HBP: 1	WP: 0 PB: 0 SB: 0 CS: 0	PA: 37
PITCHER	IP WLS BF H R ER SO BB IBB HBP BLK WP HR S P ERA WHIP																					
38 Carlos Zambrano, R (1, 1) ERA: 4.26	6.0 W 25 2 1 1 8 5 0 0 0 0 0 67 112 1.50 1.167																					
49 Carlos Marmol, R (7, 1) ERA: 1.4	1.2 H 8 0 0 0 2 2 0 1 1 0 0 15 29 0.00 1.200																					
Bob Howry, R (8, 1) ERA: 3.62	0.1 H 1 0 0 0 0 0 0 0 0 0 0 3 3 0.00 0.000																					
46 Ryan Dempster, R (9, 1) ERA: 3.81	1.0 3 0 0 0 2 0 0 0 0 0 0 10 13 0.00 0.000																					

Chicago Cubs @ Pittsburgh Pirates
PNC Park, Pittsburgh, PA
Sat Sep 08 2007, 7:05 PM EDT
Att: 33,373 - Cloudy - 81 F

AB 28
R 1
H 2
RBI 1
BB 7
SO 12
LOB 14



Batter	1	2	3	4	5	6	7	8	9	AB	R	H	RBI	BB	SO	LOB	TOP					
12 Alfonso Soriano, R (1.7) OBP: 0.332, SLG: 0.529	G5-3	P6					L6		K	5	1	1	2	0	1	2	Chicago Cubs @ Pittsburgh Pirates PNC Park, Pittsburgh, PA Sun Sep 09 2007, 1:35 PM EDT Att: 21,861 - Cloudy - 77 F					
2 Ryan Theriot, R (1.6) OBP: 0.338, SLG: 0.367	G4-3		G5-3		G1-3		G6-3			4	0	0	0	0	0	0						
25 Derrek Lee, R (1.3) OBP: 0.396, SLG: 0.491	G6-3		G6-3				G6-3			4	0	1	0	0	0	0						
16 Aramis Ramirez, R (1.5) OBP: 0.370, SLG: 0.539		F9	F8							4	0	1	0	0	1	1						
19 Matt Murton, R (1.9) OBP: 0.341, SLG: 0.407		G4-3			FC6-4		G1-3			4	1	2	0	0	0	2						
Jacque Jones, L (1.8) OBP: 0.323, SLG: 0.384							L5			3	1	1	0	1	1	1						
Mark DeRosa, R (1.4) OBP: 0.364, SLG: 0.409		G4-3			G6-4-3		L9			4	0	0	0	0	0	5						
Jason Kendall, R (1.2) OBP: 0.300, SLG: 0.313							L7			3	0	1	2	0	0	1						
34 Kerry Wood, R (8.1)										0	0	0	0	0	0	0						
13 Will Ohman, L (8.1)										0	0	0	0	0	0	0						
Cliff Floyd, L (9, PH) OBP: 0.356, SLG: 0.378										1	0	0	0	0	0	0						
52 Steve Trachsel, R (1.1) OBP: 0.125, SLG: 0.125										1	0	1	0	0	0	0						
22 Kevin Hart, R (3.1) OBP: 0.275, SLG: 0.275										0	0	0	0	0	0	0						
63 Carmen Pignatiello, R (4.1) OBP: 0.275, SLG: 0.275										0	0	0	0	0	0	0						
17 Mike Fontenot, L (5, PH) OBP: 0.275, SLG: 0.275										0	0	0	0	0	0	0						
45 Sean Marshall, L (5.1) OBP: 0.275, SLG: 0.275										0	0	0	0	0	0	0						
43 Michael Wuerztz, R (5.1) OBP: 0.275, SLG: 0.275										0	0	0	0	0	0	0						
47 Scott Eyre, L (8.1) OBP: 0.275, SLG: 0.275										0	0	0	0	0	0	0						
18 Geovany Soto, R (8.2) OBP: 0.275, SLG: 0.275										2	1	1	1	0	1	0						
Inning Stats	R: 0 E: 0 K: 0 S: 7	H: 0 LOB: 0 BB: 0 P: 10	R: 2 E: 0 K: 0 S: 13	H: 3 LOB: 2 BB: 1 P: 22	R: 0 E: 0 K: 0 S: 9	H: 0 LOB: 0 BB: 0 P: 14	R: 0 E: 0 K: 0 S: 8	H: 2 LOB: 1 BB: 1 P: 11	R: 2 E: 0 K: 1 S: 13	H: 2 LOB: 1 BB: 1 P: 22	R: 0 E: 0 K: 1 S: 8	H: 0 LOB: 0 BB: 0 P: 10	R: 1 E: 0 K: 0 S: 11	H: 1 LOB: 0 BB: 0 P: 16	R: 0 E: 0 K: 0 S: 7	H: 1 LOB: 1 BB: 0 P: 10	R: 0 E: 0 K: 2 S: 10	H: 0 LOB: 0 BB: 0 P: 15	1B: 6 2B: 1 3B: 0 HR: 2	SF: 0 SAC: 0 DP: 1 HBP: 0	WP: 1 PB: 0 SB: 0 CS: 0	PA: 37
PITCHER	IP WLS BF H R ER SO BB IBB HBP BLK WP HR S P ERA WHIP																					
Matt Morris, R (1.1) ERA: 4.59	6.0 W 26 7 4 4 2 2 0 0 0 1 1 58 89 6.00 1.500																					
58 Romulo Sanchez, R (7.1) ERA: 2.09	1.0 H 4 1 1 1 0 0 0 0 0 0 1 11 16 9.00 1.000																					
Shawn Chacon, R (8.1) ERA: 3.94	1.0 H 4 1 0 0 0 0 0 0 0 0 0 7 10 0.00 1.000																					
55 Matt Capps, R (9.1) ERA: 2.1	1.0 3 0 0 0 2 0 0 0 0 0 0 10 15 0.00 0.000																					

AB 35
R 5
H 9
RBI 5
BB 2
SO 4
LOB 12



Batter	1	2	3	4	5	6	7	8	9	AB	R	H	RBI	BB	SO	LOB	BOTTOM			
3 Nnyer Morgan, L (1.8) OBP: 0.313, SLG: 0.300	L8									5	1	2	2	0	1	5	Chicago Cubs @ Pittsburgh Pirates PNC Park, Pittsburgh, PA Sun Sep 09 2007, 1:35 PM EDT Att: 21,861 - Cloudy - 77 F			
13 Nate McLouth, L (1.7) OBP: 0.335, SLG: 0.431	G3-1									3	1	0	0	2	1	4				
12 Freddy Sanchez, R (1.4) OBP: 0.355, SLG: 0.461	G5-3									5	0	2	4	0	1	2				
25 Adam LaRoche, L (1.3) OBP: 0.342, SLG: 0.460										5	1	1	0	0	2	3				
19 José Bautista, R (1.5) OBP: 0.342, SLG: 0.422										3	0	1	0	1	0	1				
51 Steve Pearce, R (1.9) OBP: 0.310, SLG: 0.429										3	2	2	1	1	0	1				
26 Ronny Paulino, R (1.2) OBP: 0.308, SLG: 0.390										3	1	1	0	1	1	2				
2 Jack Wilson, R (1.6) OBP: 0.345, SLG: 0.420										3	3	2	1	1	0	2				
Matt Morris, R (1.1) OBP: 0.228, SLG: 0.308										1	1	1	0	0	0	0				
Josh Phillips, R (5, PH) OBP: 0.405, SLG: 0.521										0	0	0	0	0	0	0				
58 Romulo Sanchez, R (7.1) OBP: 0.405, SLG: 0.521										0	0	0	0	0	0	0				
Shawn Chacon, R (8.1) OBP: 0.275, SLG: 0.275										1	0	1	2	0	0	0				
Jose Castillo, R (8, PH) OBP: 0.275, SLG: 0.275										0	0	0	0	0	0	0				
55 Matt Capps, R (9.1) OBP: 1.000, SLG: 1.000										0	0	0	0	0	0	0				
Inning Stats	R: 0 E: 0 K: 0 S: 10	H: 0 LOB: 0 BB: 0 P: 14	R: 6 E: 0 K: 0 S: 21	H: 6 LOB: 1 BB: 1 P: 33	R: 0 E: 0 K: 2 S: 11	H: 1 LOB: 1 BB: 0 P: 13	R: 1 E: 0 K: 1 S: 14	H: 2 LOB: 0 BB: 0 P: 17	R: 0 E: 0 K: 0 S: 5	H: 1 LOB: 0 BB: 0 P: 7	R: 0 E: 0 K: 1 S: 18	H: 1 LOB: 3 BB: 2 P: 31	R: 0 E: 0 K: 2 S: 8	H: 0 LOB: 1 BB: 1 P: 15	R: 3 E: 0 K: 0 S: 17	H: 2 LOB: 2 BB: 3 P: 35	1B: 9 2B: 3 3B: 1 HR: 0	SF: 0 SAC: 1 DP: 1 HBP: 0	WP: 1 PB: 0 SB: 0 CS: 1	PA: 40
PITCHER	IP WLS BF H R ER SO BB IBB HBP BLK WP HR S P ERA WHIP																			
52 Steve Trachsel, R (1.1) ERA: 4.78	2.0 L 12 6 6 6 0 1 0 0 0 0 0 0 16 19 6.75 1.500																			
22 Kevin Hart, R (3.1) ERA: 2.45	1.1 6 2 1 1 2 0 0 0 0 0 0 0 9 11 0.00 1.500																			
63 Carmen Pignatiello, L (4.1) OBP: 0.275, SLG: 0.275	0.2 2 1 0 0 1 0 0 0 0 0 0 0 9 11 0.00 1.500																			
45 Sean Marshall, L (5.1) OBP: 0.275, SLG: 0.275	1.1 6 2 0 0 0 1 0 0 0 0 0 0 14 22 0.00 2.250																			
43 Michael Wuerztz, R (6.1) ERA: 3.92	0.0 1 0 0 0 0 1 0 0 0 0 0 0 3 7 * *																			
47 Scott Eyre, L (6.1) ERA: 4.63	1.2 6 0 0 0 0 0 0 0 0 0 0 0 9 11 0.00 1.500																			
34 Kerry Wood, R (8.1) ERA: 5.52	0.0 4 2 3 3 0 2 0 0 0 0 0 0 9 21 * *																			
13 Will Ohman, L (8.1) ERA: 5.08	1.0 4 0 0 0 0 1 0 0 0 0 0 0 8 14 0.00 1.000																			

AB 32
R 10
H 13
RBI 10
BB 7
SO 6
LOB 20



Batter	1	2	3	4	5	6	7	8	9	AB	R	H	RBI	BB	SO	LOB	TOP					
23 Rickie Weeks Jr. R OBP: 0.369, SLG: 0.400	0-3 K		1-0 F8			2-1 G4-3			1-2 F8	4	0	0	0	0	1	0	Milwaukee Brewers @ Pittsburgh Pirates PNC Park, Pittsburgh, PA Mon Sep 10 2007, 7:05 PM EDT Att: 13,683 - Cloudy - 74 F					
Gabe Gross L OBP: 0.343, SLG: 0.457	0-0 F8		1-3 K			2-2 G4-3			3-1 G3	4	0	0	0	0	1	0						
8 Ryan Braun, R OBP: 0.369, SLG: 0.641	0-1 F7				3-2 G5-3				0-0 G5-3	4	0	0	0	0	0	0						
28 Prince Fielder, L OBP: 0.386, SLG: 0.611		3-1 1B			2-2 F8				1-2 F8	3	0	1	0	0	0	0						
1 Corey Hart, R OBP: 0.354, SLG: 0.529		0-1 1B			2-0 F9				0-0 1B	3	0	2	0	0	0	0						
Geoff Jenkins L OBP: 0.327, SLG: 0.493		0-3 K			1-0 G4-3				0-0 L8	3	0	0	0	0	1	3						
Johnny Estrada, S OBP: 0.302, SLG: 0.407		1-1 F8			0-1 7 G6-3 1B				2-1 G1	3	0	1	0	0	0	2						
7 J.J. Hardy, R OBP: 0.323, SLG: 0.467		1-1 G5-3			1-2 G6-3				0-1 L6	3	0	0	0	0	0	3						
12 Carlos Villanueva, R OBP: 0.111, SLG: 0.111					0-0 G6-3				1-3 K	1	0	0	0	0	0	0						
20 L. Lance Nix, L OBP: 0.000, SLG: 1.000										1	0	0	0	0	0	0						
Matt Wise, R OBP: 0.000, SLG: 0.000										0	0	0	0	0	0	0						
Brian Shouse, L OBP: 0.000, SLG: 0.000										0	0	0	0	0	0	0						
73 Seth McClung, L OBP: 0.000, SLG: 0.000										0	0	0	0	0	0	0						
2 Bill Hall, R OBP: 0.000, SLG: 0.000										1	0	0	0	0	1	0						
Greg Aquino, R OBP: 0.000, SLG: 0.000										0	0	0	0	0	0	0						
Inning Stats	R: 0 E: 0 K: 1 S: 6	H: 0 LOB: 0 BB: 0 P: 6	R: 0 E: 0 K: 1 S: 11	H: 2 LOB: 2 BB: 0 P: 16	R: 0 E: 0 K: 1 S: 5	H: 0 LOB: 0 BB: 0 P: 7	R: 0 E: 0 K: 0 S: 7	H: 0 LOB: 0 BB: 0 P: 14	R: 0 E: 0 K: 0 S: 6	H: 1 LOB: 0 BB: 0 P: 8	R: 0 E: 0 K: 0 S: 9	H: 0 LOB: 0 BB: 0 P: 14	R: 0 E: 0 K: 0 S: 8	H: 1 LOB: 1 BB: 0 P: 10	R: 0 E: 0 K: 1 S: 7	H: 0 LOB: 0 BB: 0 P: 10	R: 0 E: 0 K: 0 S: 6	H: 0 LOB: 0 BB: 0 P: 10	1B: 4 2B: 0 3B: 0 HR: 0	SF: 0 SAC: 0 DP: 1 HBP: 0	WP: 0 PB: 0 SB: 0 CS: 0	PA: 30
PITCHER	IP WLS BF H R ER SO BB IBB HBP BLK WP HR S P ERA WHIP																					
Tony Armas, R ERA: 6.07	(1, 1) 6.0 W 20 3 0 0 3 0 0 0 0 0 0 0 44 65 0.00 0.500																					
52 Franquelis Osoria, R ERA: 3.54	(7, 1) 2.0 7 1 0 0 1 0 0 0 0 0 0 0 15 20 0.00 0.500																					
58 Romulo Sanchez, R ERA: 1.86	(9, 1) 1.0 3 0 0 0 0 0 0 0 0 0 0 0 6 10 0.00 0.000																					

AB	30
R	0
H	4
RBI	0
BB	0
SO	4
LOB	8



Batter	1	2	3	4	5	6	7	8	9	AB	R	H	RBI	BB	SO	LOB	BOTTOM					
3 Nyjer Morgan, L OBP: 0.297, SLG: 0.314	2-1 L8		0-0 B1-3			3-2 13 HR 2B			2-0 L8	5	1	1	0	0	1	1	Milwaukee Brewers @ Pittsburgh Pirates PNC Park, Pittsburgh, PA Mon Sep 10 2007, 7:05 PM EDT Att: 13,683 - Cloudy - 74 F					
13 Nate McLouth, L OBP: 0.339, SLG: 0.447	1-3 K		3-2 L3		1-0 2H HR			0-0 25 1B 2B	5	3	3	2	0	1	0							
12 Freddy Sanchez, R OBP: 0.354, SLG: 0.458	0-2 F8				0-1 G5-3			0-3 25 1B K	5	1	1	0	0	2	1							
25 Adam LaRoche, L OBP: 0.344, SLG: 0.464		1-2 51 G6-4-3 19 1B			0-3 K			0-1 51 1B K	5	1	3	2	0	1	0							
19 José Bautista, R OBP: 0.345, SLG: 0.423		0-0 51 G6-4-3 1B			4-2 51 2B BB			1-1 2 1B FC5-4 1B	3	1	2	0	1	1	2							
51 Steve Pearce, R OBP: 0.333, SLG: 0.469		0-2 G6-4-3			0-0 2B			0-3 26 2B 2 SF9 1B	4	1	2	1	0	1	3							
26 Ronny Paulino, R OBP: 0.314, SLG: 0.396		4-1 BB			4-1 BB			0-1 2 1B SF9 1B	2	1	2	1	2	0	0							
2 Jack Wilson, R OBP: 0.344, SLG: 0.419		2-2 F8			1-1 P6			1-2 2 1B SF9 2B	3	0	1	1	0	0	5							
Tony Armas, R OBP: 0.120, SLG: 0.160					3-2 G5-3			0-0 FC5-4 1B	2	0	0	0	0	1	0							
Josh Phelps, R OBP: 0.404, SLG: 0.517								1-2 2-3 3-H 2B	1	0	0	1	0	0	1							
52 Franquelis Osoria, R OBP: 0.333, SLG: 0.469								1-3 2-3 3-H K	1	0	0	0	0	1	1							
58 Romulo Sanchez, R OBP: 0.333, SLG: 0.469								1-3 2-3 3-H K	0	0	0	0	0	0	0							
Inning Stats	R: 0 E: 0 K: 1 S: 8	H: 0 LOB: 0 BB: 0 P: 11	R: 0 E: 0 K: 0 S: 13	H: 2 LOB: 2 BB: 1 P: 20	R: 0 E: 0 K: 0 S: 8	H: 0 LOB: 0 BB: 0 P: 14	R: 0 E: 0 K: 1 S: 12	H: 1 LOB: 3 BB: 2 P: 21	R: 2 E: 0 K: 2 S: 11	H: 2 LOB: 0 BB: 0 P: 16	R: 2 E: 1 K: 2 S: 14	H: 3 LOB: 1 BB: 0 P: 19	R: 4 E: 0 K: 2 S: 19	H: 5 LOB: 1 BB: 0 P: 26	R: 1 E: 0 K: 1 S: 8	H: 2 LOB: 1 BB: 0 P: 11	R: 1 E: 0 K: 1 S: 8	H: 2 LOB: 1 BB: 0 P: 11	1B: 9 2B: 5 3B: 0 HR: 1	SF: 1 SAC: 0 DP: 1 HBP: 0	WP: 0 PB: 0 SB: 1 CS: 0	PA: 40
PITCHER	IP WLS BF H R ER SO BB IBB HBP BLK WP HR S P ERA WHIP																					
12 Carlos Villanueva, R ERA: 4.42	(1, 1) 5.0 L 22 5 2 2 4 3 0 0 0 0 0 0 0 11 13 13.50 4.500																					
Matt Wise, R ERA: 3.74	(6, 1) 0.2 5 3 2 1 1 0 0 0 0 0 0 0 10 15 81.00 9.000																					
Brian Shouse, L ERA: 2.74	(6, 1) 0.1 4 3 3 3 1 0 0 0 0 0 0 0 10 15 9.00 2.000																					
73 Seth McClung, R ERA: 6.75	(7, 1) 1.0 5 2 1 1 1 2 0 0 0 0 0 0 12 17 9.00 2.000																					
Greg Aquino, R ERA: 9.3	(8, 1) 1.0 5 2 1 1 1 0 0 0 0 0 0 0 8 11 9.00 2.000																					



Batter	1	2	3	4	5	6	7	8	9	AB	R	H	RBI	BB	SO	LOB	TOP										
23 Rickie Weeks Jr, R OBP: 0.374, SLG: 0.404	0-2 L8-3 1B		0-1 L8			4-2 2B BB	2-1 8 1B		2-2 1B	4	2	3	0	1	0	1	Milwaukee Brewers @ Pittsburgh Pirates PNC Park, Pittsburgh, PA Tue Sep 11 2007, 7:05 PM EDT Att: 11,962 - Partly Cloudy - 69 F										
Gabe Gross, L OBP: 0.341, SLG: 0.458 Craig Counsell, L OBP: 0.328, SLG: 0.323	1-2 L8-3		0-1 G4-3			1-1 8 1B	3-3 K		2-3 K	4	1	1	1	0	1	4											
8 Ryan Braun, R OBP: 0.370, SLG: 0.640 Ray King, L	1-3 K			1-0 F7		2-2 28 C4-6-3 1B	3-2 1B		0-0 F8	4	0	2	3	0	1	0											
2 Bill Hall, R OBP: 0.319, SLG: 0.435 Derrick Turnbow, R				1-2 HR		0-1 G4-6-3 1B	3-2 G3			4	0	0	0	0	0	0											
28 Prince Fielder, L OBP: 0.387, SLG: 0.616		3-0 G4-6-3 1B		1-1 HR		0-1 HR	3-2 G6-3			4	1	2	1	0	0	0											
1 Corey Hart, R OBP: 0.355, SLG: 0.536		0-0 G4-6-3 1B		1-1 G5-3		0-1 HR			0-1 F7	4	0	1	0	0	1	2											
Geoff Jenkins, L OBP: 0.326, SLG: 0.491		1-0 G4-6-3 1B		0-3 K		0-1 1B			1-1 1B	4	0	1	0	0	1	2											
Johanny Estrada, S OBP: 0.301, SLG: 0.406		2-1 G3-1		0-1 F8		0-3 K			1-1 1B	4	0	1	0	0	1	2											
7 J.J. Hardy, R OBP: 0.322, SLG: 0.466			0-1 L7		3-1 L5		0-1 23 1B 20 G1-3 1B		2-1 G5-3	4	1	1	0	0	0	1											
49 Yovani Gallardo, R OBP: 0.314, SLG: 0.559 20 Laynce Nix, L			0-1 2B		2-1 G6-3		0-2 G1-3		1-1 F7	2	0	1	0	0	0	0											
Inning Stats	R: 0 E: 0 K: 1 S: 7	H: 1 LOB: 0 BB: 0 P: 10	R: 0 E: 0 K: 0 S: 5	H: 2 LOB: 1 BB: 0 P: 11	R: 0 E: 0 K: 0 S: 8	H: 1 LOB: 0 BB: 0 P: 8	R: 1 E: 0 K: 1 S: 9	H: 1 LOB: 0 BB: 0 P: 12	R: 0 E: 0 K: 0 S: 6	H: 0 LOB: 0 BB: 0 P: 11	R: 3 E: 0 K: 1 S: 17	H: 4 LOB: 1 BB: 0 P: 24	R: 2 E: 0 K: 1 S: 18	H: 3 LOB: 1 BB: 0 P: 29	R: 0 E: 0 K: 0 S: 9	H: 1 LOB: 1 BB: 0 P: 15	R: 0 E: 0 K: 1 S: 9	H: 1 LOB: 1 BB: 0 P: 14	1B: 10 2B: 3 3B: 0 HR: 2	SF: 0 SAC: 0 DP: 3 HBP: 0	WP: 0 PB: 0 CS: 2	PA: 39					
PITCHER	IP	WLS	BF	H	R	ER	SO	BB	IBB	HBP	BLK	WP	HR	S	P	ERA	WHIP										
49 Bryan Bullington, R ERA: 9.0	5.0	L	21	7	4	4	2	1	0	0	0	0	1	43	67	7.20	1.600										
34 John Grabow, L ERA: 3.72	1.0		4	2	0	0	1	0	0	0	0	0	1	9	9	0.00	2.000										
Salomon Torres, R ERA: 5.4	0.2		5	3	2	2	1	0	0	0	0	0	0	15	23	27.00	4.500										
Juan Pablo Perez, L ERA: 3.52	0.1		1	0	0	0	0	0	0	0	0	0	0	3	6	0.00	0.000										
Shane Youman, L ERA: 6.41	2.0		8	2	0	0	1	0	0	0	0	0	0	18	29	0.00	1.000										

Batter	1	2	3	4	5	6	7	8	9	AB	R	H	RBI	BB	SO	LOB	BOTTOM										
3 Nyjer Morgan, L OBP: 0.310, SLG: 0.308	2-2 G4-3		1-2 F7			4-2 BB	0-2 13 2B 1B		0-3 K	4	1	1	0	1	1	0	Milwaukee Brewers @ Pittsburgh Pirates PNC Park, Pittsburgh, PA Tue Sep 11 2007, 7:05 PM EDT Att: 11,962 - Partly Cloudy - 69 F										
13 Nate McLouth, L OBP: 0.338, SLG: 0.447	2-0 F9		2-3 K		1-3 K	2-2 1B	1-2 2B			4	0	1	1	0	2	2											
12 Freddy Sanchez, R OBP: 0.353, SLG: 0.457	0-0 25 1B			0-0 L6		2-3 K	1-2 G5-3			4	0	1	0	0	1	3											
25 Adam LaRoche, L OBP: 0.346, SLG: 0.464	1-1 1B			1-0 51 BB 19 1B		0-3 K	3-3 K			4	0	2	0	0	2	1											
19 José Bautista, R OBP: 0.346, SLG: 0.423	0-2 F9			0-1 51 BB 1B		4-2 26 1B BB			2-2 G6-3	3	0	1	0	1	0	2											
51 Steve Pearce, R OBP: 0.324, SLG: 0.429		0-0 P3		4-1 26 G6-4-3 BB		1-3 K	1-2 G5-3		1-2 G5-3	3	0	0	0	1	1	1											
26 Ronny Paulino, R OBP: 0.314, SLG: 0.394		2-3 K		0-0 G6-4-3		0-2 2 FC4-6 1B			0-0 F9	4	0	1	0	0	1	3											
2 Jack Wilson, R OBP: 0.345, SLG: 0.419		1-3 K		0-1 49 SH3-4 1B		1-2 FC4-6			4-0 G4-3 BB	3	0	1	0	1	2												
49 Bryan Bullington, R ERA: 9.0 34 John Grabow, L ERA: 3.72 Salomon Torres, R ERA: 5.4 Matt Kata, S OBP: 0.301, SLG: 0.366 Shane Youman, L OBP: 0.301, SLG: 0.366 Jose Castillo, R OBP: 0.301, SLG: 0.366		0-0 G4-3		1-1 SH3-4		1-0 G1-3			0-2 G4-3	1	0	0	0	0	0	0											
Inning Stats	R: 0 E: 0 K: 0 S: 12	H: 2 LOB: 2 BB: 0 P: 17	R: 0 E: 0 K: 2 S: 8	H: 0 LOB: 0 BB: 0 P: 11	R: 0 E: 0 K: 1 S: 15	H: 0 LOB: 0 BB: 0 P: 20	R: 0 E: 0 K: 0 S: 6	H: 2 LOB: 2 BB: 1 P: 11	R: 0 E: 0 K: 2 S: 16	H: 1 LOB: 2 BB: 1 P: 24	R: 1 E: 0 K: 1 S: 13	H: 2 LOB: 1 BB: 0 P: 20	R: 0 E: 0 K: 0 S: 7	H: 0 LOB: 0 BB: 0 P: 10	R: 0 E: 0 K: 1 S: 6	H: 0 LOB: 0 BB: 1 P: 10		1B: 7 2B: 1 3B: 0 HR: 0	SF: 0 SAC: 1 DP: 2 HBP: 0	WP: 0 PB: 0 CS: 0	PA: 37						
PITCHER	IP	WLS	BF	H	R	ER	SO	BB	IBB	HBP	BLK	WP	HR	S	P	ERA	WHIP										
49 Yovani Gallardo, R ERA: 3.99	6.0	W	26	6	0	0	7	3	0	0	0	0	0	73	105	0.00	1.500										
Ray King, L ERA: 5.09	0.1		3	2	1	1	0	0	0	0	0	0	0	7	10	27.00	6.000										
Scott Linebrink, R ERA: 3.6	1.2		5	0	0	0	1	0	0	0	0	0	0	13	20	0.00	0.000										
Derrick Turnbow, R ERA: 4.1	1.0		3	0	0	0	1	1	0	0	0	0	0	6	10	0.00	1.000										



Batter	1	2	3	4	5	6	7	8	9	AB	R	H	RBI	BB	SO	LOB	TOP					
23 Ricke Weeks Jr, R OBP: 0.374, SLG: 0.401	1-2 P3		4-2 BB		3-1 HBP		2-3 K		0-2 P3	3	0	0	0	1	1	2						
7 J.J. Hardy, R OBP: 0.321, SLG: 0.463	0-1 G5-3		3-3 K		1-1 F8			1-1 8 2B 28 G6-3	0-2 F8	5	1	1	0	0	1	2						
8 Ryan Braun, R OBP: 0.373, SLG: 0.641	0-0 1B			4-2 28 1B 1 G6-4-3		0-0 F9		0-0 28 G6-3 1 3B	0-3 K	4	2	2	0	1	1	0						
28 Prince Fielder, L OBP: 0.386, SLG: 0.613	0-1 L3			0-0 1 G6-4-3		0-1 G3-1		2-2 G6-3		4	0	1	1	0	0	2						
1 Corey Hart, R OBP: 0.355, SLG: 0.538		2-3 K		1-2 G6-4-3		2-0 F8		3-2 3B		4	0	1	1	0	1	1						
Kevin Mench, R OBP: 0.311, SLG: 0.441		4-2 2 G6-4-3		3-2 F9			0-0 2 G6-4-3	4-0 HBP		2	0	1	0	1	0	0						
Craig Counsell, L OBP: 0.330, SLG: 0.323										0	0	0	0	1	0	0						
Derrick Turnbow, R Ray King, L										0	0	0	0	0	0	0						
2 Bill Hall, R OBP: 0.316, SLG: 0.431		0-1 G6-4-3			2-2 K		2-2 G6-4-3	0-3 K		4	0	0	0	0	2	4						
Damian Miller, R OBP: 0.307, SLG: 0.365			3-1 L8		3-2 HR		2-1 27 2B	3-1 HBP		3	1	2	1	0	0	0						
31 Dave Bush, R OBP: 0.225, SLG: 0.149			1-0 G6-3		1-3 K		3-1 1-3	3-2 G4-3		1	0	0	0	0	0	0						
10 Vinny Rodriguez, R OBP: 0.143, SLG: 0.286										0	0	0	0	0	0	0						
Claudio Vargas, R OBP: 0.127, SLG: 0.182										0	0	0	0	0	0	0						
27 Joe Dillon, R OBP: 0.107, SLG: 0.154										0	0	0	0	0	0	0						
57 Mitch Stetter, L Geoff Jenkins, L OBP: 0.020, SLG: 0.489										0	0	0	0	0	0	3						
Inning Stats	R: 0 E: 0 K: 0 S: 8	H: 1 LOB: 1 BB: 0 P: 9	R: 0 E: 0 K: 1 S: 7	H: 0 LOB: 0 BB: 1 P: 13	R: 0 E: 0 K: 1 S: 9	H: 0 LOB: 1 BB: 1 P: 20	R: 1 E: 0 K: 0 S: 9	H: 1 LOB: 0 BB: 1 P: 17	R: 1 E: 0 K: 2 S: 16	H: 1 LOB: 1 BB: 0 P: 26	R: 0 E: 0 K: 0 S: 4	H: 0 LOB: 0 BB: 0 P: 6	R: 0 E: 0 K: 1 S: 13	H: 3 LOB: 2 BB: 0 P: 22	R: 2 E: 0 K: 1 S: 19	H: 3 LOB: 3 BB: 1 P: 34	R: 0 E: 0 K: 1 S: 12	H: 0 LOB: 0 BB: 0 P: 12	1B: 5 2B: 2 3B: 1 HR: 1	SF: 0 SAC: 0 DP: 3 HBP: 2	WP: 0 PB: 0 SB: 1 CS: 0	PA: 39
PITCHER	IP WLS BF H R ER SO BB IBB HBP BLK WP HR S P ERA WHIP																					
24 Tom Gorzelanny, L ERA: 3.45	6.2		27	6	2	2	4	3	0	1	0	0	0	1	62	107	2.70	1.350				
52 Franquelis Osoira, R ERA: 4.35	0.1	H	3	2	2	2	1	0	0	0	0	0	0	0	7	10	54.00	6.000				
Damaso Marte, L ERA: 2.05	0.1	H	1	0	0	0	0	0	0	0	0	0	0	5	7	0.00	0.000					
Shawn Chacon, R ERA: 3.93	0.1	B	4	1	0	0	1	0	1	1	0	0	0	8	17	0.00	3.000					
34 John Grabow, L ERA: 3.7	0.1	W	1	0	0	0	0	0	0	0	0	0	0	3	6	0.00	0.000					

Milwaukee Brewers @ Pittsburgh Pirates
PNC Park, Pittsburgh, PA
Wed Sep 12 2007, 12:35 PM EDT
Att: 10,566 - Partly Cloudy - 65 F

AB 33
R 4
H 9
RBI 3
BB 4
SO 7
LOB 14



Batter	1	2	3	4	5	6	7	8	9	AB	R	H	RBI	BB	SO	LOB	BOTTOM					
3 Nyjer Morgan, L OBP: 0.277, SLG: 0.273	0-2 G1-3	3-2 G4-3		2-2 P6			1-3 K	0-1 G6-3		5	0	0	0	0	1	2						
13 Nate McLouth, L OBP: 0.340, SLG: 0.453	4-2 19 HBP 25 BB 51 1B		1-0 12 1B		3-3 K		2-0 F8			3	2	1	0	1	1	0						
12 Freddy Sanchez, R OBP: 0.353, SLG: 0.455	0-0 F9		0-0 25 2B 19 1B		2-2 F9		1-0 G5-3			4	1	1	1	0	0	1						
25 Adam LaRoche, L OBP: 0.347, SLG: 0.465	4-1 51 1B 19 HBP		2-2 19 1B 51 FC6-4		3-2 F7			1-3 K		3	1	1	0	1	1	0						
19 José Bautista, R OBP: 0.349, SLG: 0.423	2-2 51 1B		0-2 51 FC6-4			2-2 P4		4-1 51 BB		2	0	1	1	1	0	0						
Cesar Izturis, S OBP: 0.304, SLG: 0.304	1-2 HBP		2-3 3-H					26 1B		0	1	0	0	0	0	0						
51 Steve Pearce, R OBP: 0.366, SLG: 0.447	1-0 1B		0-1 FC6-4			0-1 2 1B		4-1 26 1B		3	1	2	2	1	0	1						
26 Ronny Paulino, R OBP: 0.313, SLG: 0.393	0-1 F9		1-2 2-3 3-H			1-0 F9		2-1 3B		4	1	1	1	0	0	5						
2 Jack Wilson, R OBP: 0.345, SLG: 0.417		3-3 K		0-2 G6-3		2-1 1B		1-1 F9		4	0	1	0	0	1	2						
24 Tom Gorzelanny, R ERA: 5.34	4.0		0-1 F8		3-3 K		1-3 K	2-0 1B		3	0	0	0	0	2	2						
52 Franquelis Osoira, R ERA: 5.04	2.0									0	0	0	0	0	0	0						
Damaso Marte, L ERA: 2.25	1.0									0	0	0	0	0	0	0						
Shawn Chacon, R ERA: 4.48	0.2	L	6	2	3	3	1	2	0	0	10	24	40.50	6.000								
Ray King, L ERA: 5.05	0.1		0	0	0	0	0	0	0	0	2	2	0.00	0.000								
Inning Stats	R: 1 E: 0 K: 0 S: 13	H: 1 LOB: 3 BB: 2 P: 24	R: 0 E: 0 K: 1 S: 10	H: 0 LOB: 0 BB: 0 P: 16	R: 3 E: 0 K: 0 S: 14	H: 4 LOB: 0 BB: 0 P: 18	R: 0 E: 0 K: 1 S: 12	H: 0 LOB: 0 BB: 0 P: 17	R: 0 E: 0 K: 1 S: 11	H: 2 LOB: 2 BB: 0 P: 19	R: 0 E: 0 K: 1 S: 5	H: 0 LOB: 0 BB: 0 P: 9	R: 3 E: 0 K: 1 S: 12	H: 2 LOB: 2 BB: 2 P: 26	R: 0 E: 0 K: 1 S: 12	H: 0 LOB: 0 BB: 0 P: 12	1B: 6 2B: 1 3B: 2 HR: 0	SF: 0 SAC: 0 DP: 0 HBP: 1	WP: 0 PB: 0 SB: 0 CS: 1	PA: 37		
PITCHER	IP WLS BF H R ER SO BB IBB HBP BLK WP HR S P ERA WHIP																					
31 Dave Bush, R ERA: 5.34	4.0		19	5	4	4	2	2	0	1	0	0	0	0	49	75	9.00	1.750				
Claudio Vargas, R ERA: 5.04	2.0		8	2	0	0	2	0	0	0	0	0	0	24	38	0.00	1.000					
57 Mitch Stetter, L ERA: 2.25	1.0		3	0	0	0	1	0	0	0	5	9	0.00	0.000								
Derrick Turnbow, R ERA: 4.48	0.2	L	6	2	3	3	1	2	0	0	10	24	40.50	6.000								
Ray King, L ERA: 5.05	0.1		0	0	0	0	0	0	0	0	2	2	0.00	0.000								

Milwaukee Brewers @ Pittsburgh Pirates
PNC Park, Pittsburgh, PA
Wed Sep 12 2007, 12:35 PM EDT
Att: 10,566 - Partly Cloudy - 65 F

AB 32
R 7
H 9
RBI 7
BB 4
SO 6
LOB 13



Batter	1	2	3	4	5	6	7	8	9	AB	R	H	RBI	BB	SO	LOB	TOP				
3 Nyer Morgan, L OBP: 0.281, SLG: 0.302	1-3 K	4-1 BB		1-2 G4-3		0-0 FC6-4		2-1 3B		4	0	1	0	1	1	1	Pittsburgh Pirates @ Houston Astros Minute Maid Park, Houston, TX Sat Sep 15 2007, 6:05 PM CDT Att. 40,425 - Roof Closed - 73 F				
19 José Bautista, R OBP: 0.348, SLG: 0.430	4-2 FC1-4 BB	0-3 K		0-1 F7		3-3 K		1-1 G1-3		4	0	0	0	1	2	4					
12 Freddy Sanchez, R OBP: 0.352, SLG: 0.454	0-2 FC1-4 PB		0-0 G6-3 26 HR	2-2 F8			2-2 G5-3		1-3 K	5	1	1	0	0	1	1					
Jason Bay, R OBP: 0.332, SLG: 0.421	4-0 BB		1-2 26 HR	1-2 51 G6-3 HBP		0-2 G5-3		0-1 G5-3		1-3 K	3	1	0	0	1	1					
Xavier Nady, R OBP: 0.338, SLG: 0.484	2-3 K		0-2 K		2-1 L9		1-3 K		1-2 P4	5	0	0	0	0	3	4					
51 Steve Pearce, R OBP: 0.387, SLG: 0.444		1-0 26 1B	1-2 G6-3		4-1 BB		3-3 K			2	1	1	0	1	0	2					
57 Zach Duke, L OBP: 0.233, SLG: 0.233				1-2 2-3						0	0	0	0	0	0	0					
Matt Kala, S OBP: 0.264, SLG: 0.368										1	0	0	0	0	1	0					
Juan Pablo Perez, R OBP: 0.264, SLG: 0.368										0	0	0	0	0	0	0					
26 Ronny Paulino, R OBP: 0.316, SLG: 0.400		1-0 2 FC3-6 1B	0-0 2H HR	0-0 2H 3H HR		0-1 F9		4-1 2 HR BB		3	2	2	4	1	0	1					
2 Jack Wilson, R OBP: 0.351, SLG: 0.434		0-0 FC3-6 SH1-4	1-0 HR	1-0 HR		2-1 3 FC6-4 1B		1-1 1H HR		4	2	3	3	0	0	1					
Matt Morris, R OBP: 0.222, SLG: 0.302		0-0 SH1-4	1-3 K		1-3 K		1-1 P4			1	0	0	0	0	1	0					
Salomon Torres, R OBP: 0.400, SLG: 0.524		1-2 K								0	0	0	0	0	0	0					
Josh Phelps, R OBP: 0.400, SLG: 0.524										2	0	0	0	0	1	1					
Inning Stats	R: 0 E: 0 K: 2 S: 12	H: 0 LOB: 2 BB: 2 P: 23	R: 1 E: 0 K: 1 S: 8	H: 2 LOB: 2 BB: 1 P: 14	R: 4 E: 0 K: 2 S: 17	H: 3 LOB: 0 BB: 0 P: 21	R: 0 E: 0 K: 0 S: 8	H: 0 LOB: 1 BB: 1 P: 14	R: 0 E: 0 K: 1 S: 10	H: 1 LOB: 1 BB: 0 P: 16	R: 0 E: 0 K: 1 S: 8	H: 0 LOB: 0 BB: 0 P: 11	R: 2 E: 0 K: 1 S: 12	H: 2 LOB: 1 BB: 1 P: 24	R: 0 E: 0 K: 2 S: 10	H: 0 LOB: 0 BB: 0 P: 13	1B: 3 2B: 1 3B: 1 HR: 3	SF: 0 SAC: 1 DP: 0 HBP: 1	WP: 0 PB: 1 SB: 0 CS: 0	PA: 41	
PITCHER	IP WLS BF H R ER SO BB IBB HBP BLK WP HR S P ERA WHIP	IP WLS BF H R ER SO BB IBB HBP BLK WP HR S P ERA WHIP	IP WLS BF H R ER SO BB IBB HBP BLK WP HR S P ERA WHIP	IP WLS BF H R ER SO BB IBB HBP BLK WP HR S P ERA WHIP	IP WLS BF H R ER SO BB IBB HBP BLK WP HR S P ERA WHIP	IP WLS BF H R ER SO BB IBB HBP BLK WP HR S P ERA WHIP	IP WLS BF H R ER SO BB IBB HBP BLK WP HR S P ERA WHIP	IP WLS BF H R ER SO BB IBB HBP BLK WP HR S P ERA WHIP	IP WLS BF H R ER SO BB IBB HBP BLK WP HR S P ERA WHIP	IP WLS BF H R ER SO BB IBB HBP BLK WP HR S P ERA WHIP	IP WLS BF H R ER SO BB IBB HBP BLK WP HR S P ERA WHIP	IP WLS BF H R ER SO BB IBB HBP BLK WP HR S P ERA WHIP	IP WLS BF H R ER SO BB IBB HBP BLK WP HR S P ERA WHIP	IP WLS BF H R ER SO BB IBB HBP BLK WP HR S P ERA WHIP	IP WLS BF H R ER SO BB IBB HBP BLK WP HR S P ERA WHIP	IP WLS BF H R ER SO BB IBB HBP BLK WP HR S P ERA WHIP	IP WLS BF H R ER SO BB IBB HBP BLK WP HR S P ERA WHIP	IP WLS BF H R ER SO BB IBB HBP BLK WP HR S P ERA WHIP	IP WLS BF H R ER SO BB IBB HBP BLK WP HR S P ERA WHIP	IP WLS BF H R ER SO BB IBB HBP BLK WP HR S P ERA WHIP	IP WLS BF H R ER SO BB IBB HBP BLK WP HR S P ERA WHIP
51 Wandy Rodriguez, L ERA: 4.83	(1, 1)	3.0	18	5	5	5	5	3	0	1	0	0	0	2	37	58	15.00	2.667			
Juan Gutierrez, R ERA: 6.1	(4, 1)	2.0	7	0	0	0	0	1	0	0	0	0	0	16	25	0.00	0.500				
52 Felipe Paulino, R ERA: 11.25	(6, 1)	1.0	4	1	0	0	2	0	0	0	0	0	0	10	16	0.00	1.000				
Dennis Sarfate, R ERA: 11.25	(7, 1)	1.0	3	0	0	0	1	0	0	0	0	0	0	8	11	0.00	0.000				
Stephen Randolph, L ERA: 13.5	(8, 1)	0.2	5	2	2	2	1	1	0	0	0	0	0	1	10	21	27.00	4.500			
Chad Qualls, R ERA: 3.29	(8, 1)	0.1	1	0	0	0	0	0	0	0	0	0	0	0	2	3	0.00	0.000			
Brad Lidge, R ERA: 2.77	(9, 1)	1.0	3	0	0	0	2	0	0	0	0	0	0	10	13	0.00	0.000				

Pittsburgh Pirates @ Houston Astros
Minute Maid Park, Houston, TX
Sat Sep 15 2007, 6:05 PM CDT
Att. 40,425 - Roof Closed - 73 F

AB 34
R 7
H 8
RBI 7
BB 5
SO 11
LOB 15



Batter	1	2	3	4	5	6	7	8	9	AB	R	H	RBI	BB	SO	LOB	BOTTOM				
Josh Anderson, L OBP: 0.400, SLG: 0.385	1-0 SH1-3 2B		0-0 L7	3-2 17 HBP 45 1B 1B	0-1 F8			0-0 B1-3		5	1	2	1	0	0	3	Pittsburgh Pirates @ Houston Astros Minute Maid Park, Houston, TX Sat Sep 15 2007, 6:05 PM CDT Att. 40,425 - Roof Closed - 73 F				
Craig Biggio, R OBP: 0.283, SLG: 0.386	0-1 SH1-3		0-0 F8	0-2 17 HBP 45 1B 1B	0-1 G6-3		3-3 K		4	1	1	0	0	1	3	0					
Brad Lidge, R OBP: 0.386, SLG: 0.499	2-3 K								0	0	0	0	0	0	0	0					
17 Lance Berkman, S OBP: 0.386, SLG: 0.499	1-0 1B		1-0 FC6-4	1-0 45 1B HBP		2-0 G6-3		0-0 P6		4	0	1	1	0	0	1					
45 Carlos Lee, R OBP: 0.351, SLG: 0.523	0-0 P3					1-0 G5-6-3			4	1	2	3	0	0	2						
9 Hunter Pence, R OBP: 0.362, SLG: 0.544	0-1 G1-3					2-2 G5-3			4	1	1	0	0	0	4						
Mark Loretta, R OBP: 0.392, SLG: 0.372		0-1 21 G6-4-3 1B		0-0 G4-3	3-2 46 1B 21 E G3 1B		1-1 F9		4	1	2	0	0	0	1						
21 Ty Wigginton, R OBP: 0.341, SLG: 0.466		1-2 G6-4-3		0-0 G6-4-3	1-0 E5 G3 46 1B 1B		0-1 HR		4	2	2	3	0	0	2						
46 J.R. Towles, R OBP: 0.400, SLG: 0.400		1-1 G4-3		2-1 SH 1B 1B	0-1 G3		3-2 F9		4	1	2	0	0	0	0						
51 Wandy Rodriguez, S ERA: 4.83	(1, 1)	3.1	21	9	7	7	0	1	0	1	0	0	0	0	0	0		18.90	3.000		
Salomon Torres, R ERA: 5.32	(4, 1)	0.2	2	1	0	0	0	0	0	5	8	0.00	1.500								
57 Zach Duke, L ERA: 5.7	(5, 1)	3.0	13	3	2	1	0	0	0	1	30	46	3.00	1.000							
Juan Pablo Perez, L ERA: 3.12	(8, 1)	1.0	3	0	0	0	1	0	0	6	9	0.00	0.000								
Inning Stats	R: 0 E: 0 K: 0 S: 7	H: 2 LOB: 0 BB: 0 P: 9	R: 0 E: 0 K: 0 S: 7	H: 1 LOB: 0 BB: 0 P: 9	R: 0 E: 0 K: 0 S: 5	H: 0 LOB: 1 BB: 1 P: 10	R: 7 E: 0 K: 0 S: 22	H: 7 LOB: 1 BB: 0 P: 34	R: 1 E: 1 K: 0 S: 16	H: 2 LOB: 2 BB: 0 P: 21	R: 0 E: 0 K: 0 S: 5	H: 0 LOB: 0 BB: 0 P: 10	R: 1 E: 0 K: 1 S: 9	H: 1 LOB: 0 BB: 0 P: 15	R: 0 E: 0 K: 1 S: 6	H: 0 LOB: 0 BB: 0 P: 9	1B: 9 2B: 1 3B: 0 HR: 3	SF: 0 SAC: 2 DP: 2 HBP: 1	WP: 0 PB: 0 SB: 0 CS: 0	PA: 39	
PITCHER	IP WLS BF H R ER SO BB IBB HBP BLK WP HR S P ERA WHIP	IP WLS BF H R ER SO BB IBB HBP BLK WP HR S P ERA WHIP	IP WLS BF H R ER SO BB IBB HBP BLK WP HR S P ERA WHIP	IP WLS BF H R ER SO BB IBB HBP BLK WP HR S P ERA WHIP	IP WLS BF H R ER SO BB IBB HBP BLK WP HR S P ERA WHIP	IP WLS BF H R ER SO BB IBB HBP BLK WP HR S P ERA WHIP	IP WLS BF H R ER SO BB IBB HBP BLK WP HR S P ERA WHIP	IP WLS BF H R ER SO BB IBB HBP BLK WP HR S P ERA WHIP	IP WLS BF H R ER SO BB IBB HBP BLK WP HR S P ERA WHIP	IP WLS BF H R ER SO BB IBB HBP BLK WP HR S P ERA WHIP	IP WLS BF H R ER SO BB IBB HBP BLK WP HR S P ERA WHIP	IP WLS BF H R ER SO BB IBB HBP BLK WP HR S P ERA WHIP	IP WLS BF H R ER SO BB IBB HBP BLK WP HR S P ERA WHIP	IP WLS BF H R ER SO BB IBB HBP BLK WP HR S P ERA WHIP	IP WLS BF H R ER SO BB IBB HBP BLK WP HR S P ERA WHIP	IP WLS BF H R ER SO BB IBB HBP BLK WP HR S P ERA WHIP	IP WLS BF H R ER SO BB IBB HBP BLK WP HR S P ERA WHIP	IP WLS BF H R ER SO BB IBB HBP BLK WP HR S P ERA WHIP	IP WLS BF H R ER SO BB IBB HBP BLK WP HR S P ERA WHIP	IP WLS BF H R ER SO BB IBB HBP BLK WP HR S P ERA WHIP	IP WLS BF H R ER SO BB IBB HBP BLK WP HR S P ERA WHIP
51 Wandy Rodriguez, S ERA: 4.83	(1, 1)	3.1	21	9	7	7	0	1	0	1	0	0	0	0	0	0	18.90	3.000			
Salomon Torres, R ERA: 5.32	(4, 1)	0.2	2	1	0	0	0	0	0	5	8	0.00	1.500								
57 Zach Duke, L ERA: 5.7	(5, 1)	3.0	13	3	2	1	0	0	0	1	30	46	3.00	1.000							
Juan Pablo Perez, L ERA: 3.12	(8, 1)	1.0	3	0	0	0	1	0	0	6	9	0.00	0.000								

Pittsburgh Pirates @ Houston Astros
Minute Maid Park, Houston, TX
Sat Sep 15 2007, 6:05 PM CDT
Att. 40,425 - Roof Closed - 73 F

AB 35
R 9
H 13
RBI 9
BB 1
SO 1
LOB 18



Batter	1	2	3	4	5	6	7	8	9	AB	R	H	RBI	BB	SO	LOB	TOP					
3 Nyer Morgan, L OBP: 0.275, SLG: 0.286										3	0	0	0	1	0	0						
19 José Bautista, R OBP: 0.350, SLG: 0.427										3	0	0	0	0	0	1						
49 Bryan Bullington, R OBP: 0.300, SLG: 0.500										0	0	0	0	0	0	0						
13 Nate McLouth, L OBP: 0.340, SLG: 0.449										2	0	0	0	0	0	1						
12 Freddy Sanchez, R OBP: 0.354, SLG: 0.453										2	0	0	0	0	0	1						
25 Adam LaRoche, L OBP: 0.345, SLG: 0.461										3	0	0	0	0	1	1						
51 Steve Pearce, R OBP: 0.360, SLG: 0.435										3	0	0	0	0	1	0						
Jason Bay, R OBP: 0.332, SLG: 0.426										3	1	1	1	0	1	0						
26 Ronny Paulino, R OBP: 0.316, SLG: 0.400										0	0	0	0	0	0	0						
2 Jack Wilson, R OBP: 0.332, SLG: 0.445										2	1	2	1	0	0	0						
Cesar Izturis, S OBP: 0.303, SLG: 0.303										1	0	0	0	0	0	0						
Carlos Maldonado, R OBP: 0.350, SLG: 0.429										2	1	1	1	1	0	1						
28 Paul Maholm, L OBP: 0.190, SLG: 0.193										1	0	0	0	0	0	1						
Juan Pablo Perez, R OBP: 0.190, SLG: 0.193										0	0	0	0	0	0	0						
Tony Armas, R OBP: 0.190, SLG: 0.190										0	0	0	0	0	0	0						
Matt Kata, S OBP: 0.261, SLG: 0.363										2	0	0	0	0	0	0						
Inning Stats	R: 0 E: 0 K: 0 S: 14	H: 0 LOB: 1 BB: 1 P: 19	R: 1 E: 0 K: 0 S: 12	H: 1 LOB: 1 BB: 2 P: 22	R: 0 E: 0 K: 0 S: 9	H: 0 LOB: 0 BB: 0 P: 12	R: 1 E: 0 K: 1 S: 15	H: 2 LOB: 1 BB: 0 P: 24	R: 0 E: 0 K: 1 S: 6	H: 0 LOB: 0 BB: 0 P: 6	R: 0 E: 0 K: 1 S: 5	H: 0 LOB: 0 BB: 0 P: 8	R: 1 E: 0 K: 1 S: 8	H: 1 LOB: 0 BB: 0 P: 13	R: 0 E: 0 K: 1 S: 9	H: 0 LOB: 0 BB: 0 P: 13	R: 0 E: 0 K: 0 S: 11	H: 0 LOB: 0 BB: 0 P: 14	1B: 0 2B: 1 3B: 0 HR: 3	SF: 0 SAC: 0 DP: 0 HBP: 0	WP: 0 PB: 0 SB: 0 CS: 0	PA: 33
PITCHER	IP WLS BF H R ER SO BB IBB HBP BLK WP HR S P ERA WHIP																					
41 Brandon Backe, R ERA: 4.86	6.0 W 23 3 2 2 2 2 0 0 0 0 0 2 61 91 3.00 0.833																					
Mark McLemore, L ERA: 4.03	7.1 1.0 4 1 1 1 1 0 0 0 0 0 1 8 13 9.00 1.000																					
Trever Miller, L ERA: 4.57	8.1 1.0 3 0 0 0 1 0 0 0 0 0 0 9 13 0.00 0.000																					
Brian Moehler, R ERA: 4.25	9.1 1.0 3 0 0 0 0 0 0 0 0 0 0 11 14 0.00 0.000																					

Pittsburgh Pirates @ Houston Astros
Minute Maid Park, Houston, TX
Sun Sep 16 2007, 1:05 PM CDT
Att: 35,715 - Roof Closed - 73 F

AB	31
R	3
H	4
RBI	3
BB	2
SO	4
LOB	5



Batter	1	2	3	4	5	6	7	8	9	AB	R	H	RBI	BB	SO	LOB	BOTTOM					
Chris Burke, R OBP: 0.313, SLG: 0.361										4	3	3	4	1	0	1						
Josh Anderson, L OBP: 0.571, SLG: 0.611										5	2	5	3	0	0	0						
9 Hunter Pence, R OBP: 0.362, SLG: 0.540										5	0	1	0	1	1	6						
45 Carlos Lee, R OBP: 0.350, SLG: 0.521										4	0	1	2	0	1	2						
Eric Bruntlett, R OBP: 0.347, SLG: 0.285										1	0	1	0	1	0	0						
Mark Loretta, R OBP: 0.353, SLG: 0.374										4	2	2	1	0	0	2						
Mark McLemore, L ERA: 4.03										0	0	0	0	0	0	0						
Humberto Quintero, R OBP: 0.240										1	0	0	0	0	0	1						
Brad Ausmus, R OBP: 0.318, SLG: 0.326										1	0	0	0	0	0	3						
21 Ty Wigington, R OBP: 0.343, SLG: 0.475										5	2	3	1	0	0	2						
Trever Miller, R OBP: 0.343, SLG: 0.475										0	0	0	0	0	0	0						
Brian Moehler, R OBP: 0.200, SLG: 0.200										0	0	0	0	0	0	0						
Cody Ransom, R OBP: 0.316, SLG: 0.375										5	2	2	3	0	0	1						
46 J.R. Towles, R OBP: 0.300, SLG: 0.300										5	1	1	1	0	0	0						
41 Brandon Backe, R OBP: 0.500, SLG: 0.600										3	2	2	0	0	0	2						
Eric Munson, L OBP: 0.311, SLG: 0.359										1	1	1	0	1	0	0						
Inning Stats	R: 5 E: 0 K: 0 S: 19	H: 5 LOB: 0 BB: 0 P: 31	R: 1 E: 0 K: 1 S: 9	H: 2 LOB: 1 BB: 0 P: 14	R: 5 E: 0 K: 0 S: 21	H: 7 LOB: 2 BB: 0 P: 32	R: 2 E: 0 K: 0 S: 17	H: 3 LOB: 2 BB: 1 P: 28	R: 0 E: 0 K: 1 S: 9	H: 1 LOB: 1 BB: 0 P: 15	R: 0 E: 0 K: 1 S: 5	H: 2 LOB: 0 BB: 0 P: 11	R: 0 E: 0 K: 0 S: 5	H: 0 LOB: 0 BB: 0 P: 9	R: 2 E: 0 K: 0 S: 19	H: 2 LOB: 3 BB: 2 P: 35	R: 2 E: 0 K: 0 S: 11	H: 2 LOB: 3 BB: 2 P: 35	1B: 16 2B: 3 3B: 0 HR: 3	SF: 0 SAC: 1 DP: 1 HBP: 1	WP: 0 PB: 0 SB: 1 CS: 0	PA: 50
PITCHER	IP WLS BF H R ER SO BB IBB HBP BLK WP HR S P ERA WHIP																					
28 Paul Maholm, L ERA: 4.78	2.2 L 19 11 10 10 1 0 0 0 0 0 0 0 40 61 33.75 4.125																					
Juan Pablo Perez, L ERA: 4.0	3.1 0.1 4 3 1 1 0 0 0 0 0 0 0 9 16 27.00 9.000																					
Tony Armas, R ERA: 6.18	4.1 1.0 7 3 2 2 0 1 0 0 0 0 1 17 28 18.00 4.000																					
49 Bryan Bullington, R ERA: 6.55	5.1 3.0 12 3 0 0 1 1 0 0 0 0 0 23 35 0.00 1.333																					
50 David Davidson, L ERA: 22.5	8.1 1.0 8 2 2 2 0 2 0 1 0 0 0 1 19 35 18.00 4.000																					

Pittsburgh Pirates @ Houston Astros
Minute Maid Park, Houston, TX
Sun Sep 16 2007, 1:05 PM CDT
Att: 35,715 - Roof Closed - 73 F

AB	44
R	15
H	22
RBI	15
BB	4
SO	2
LOB	20



Batter	1	2	3	4	5	6	7	8	9	AB	R	H	RBI	BB	SO	LOB	TOP										
3 Nyer Morgan, L (1, 8) OBP: 0.292, SLG: 0.300	G6-3		G5-3		G6-4-3		G6-4-3			4	0	2	0	0	0	0	Pittsburgh Pirates @ San Diego Padres PETCO Park, San Diego, CA Mon Sep 17 2007, 10:05 PM EDT Att: 33,557 - Clear - 66 F										
19 José Bautista, R (1, 5) OBP: 0.346, SLG: 0.426	P6				G6-4-3		G6-4-3			4	0	1	0	0	0	4											
12 Freddy Sanchez, R (1, 4) OBP: 0.348, SLG: 0.450	G1-3		G6-3		G1-3				K	4	0	0	0	0	1	2											
25 Adam LaRoche, L (1, 3) OBP: 0.345, SLG: 0.459		F8		F8		F8		L7		4	0	1	0	0	0	0											
Xavier Nady, R (1, 9) OBP: 0.337, SLG: 0.481	F8		F8		F8		K		K	4	0	2	0	0	1	1											
Jason Bay, R (1, 7) OBP: 0.325, SLG: 0.423	F9		K		K		K		F7	4	0	0	0	0	2	3											
26 Ronny Paulino, R (1, 2) OBP: 0.317, SLG: 0.400	F8		F8		FC5-4				G6-3	4	0	2	0	0	0	1											
2 Jack Wilson, R (1, 6) OBP: 0.353, SLG: 0.443	F9		L6		L6				P2	4	0	1	0	0	0	4											
47 John Van Benschoten, R (1, 1) OBP: 0.250, SLG: 0.286			K		K		K			2	0	1	0	0	1	0											
52 Franquelis Osona, R (6, 1) OBP: 0.259, SLG: 0.360										0	0	0	0	0	0	0											
Matt Kala, S (7, PH) OBP: 0.259, SLG: 0.360										1	0	0	0	0	1	1											
34 John Grabow, L (7, 1) OBP: 0.259, SLG: 0.360										0	0	0	0	0	0	0											
58 Romulo Sanchez, R (8, 1) OBP: 0.259, SLG: 0.360										0	0	0	0	0	0	0											
Inning Stats	R: 0 E: 0 K: 0 S: 6	H: 0 LOB: 0 BB: 0 P: 9	R: 0 E: 0 K: 0 S: 13	H: 2 LOB: 2 BB: 0 P: 22	R: 0 E: 0 K: 1 S: 11	H: 1 LOB: 1 BB: 0 P: 14	R: 0 E: 0 K: 1 S: 8	H: 2 LOB: 2 BB: 0 P: 10	R: 0 E: 0 K: 1 S: 10	H: 1 LOB: 1 BB: 0 P: 12	R: 0 E: 0 K: 1 S: 9	H: 2 LOB: 1 BB: 0 P: 12	R: 0 E: 0 K: 2 S: 8	H: 0 LOB: 0 BB: 0 P: 8	R: 0 E: 0 K: 0 S: 7	H: 0 LOB: 0 BB: 0 P: 9	1B: 9 2B: 1 3B: 0 HR: 0	SF: 0 SAC: 0 DP: 2 HBP: 0	WP: 0 PB: 0 SB: 0 CS: 0	PA: 35							
PITCHER	IP	WLS	BF	H	R	ER	SO	BB	IBB	HBP	BLK	WP	HR	S	P	ERA	WHIP										
Jack Cassel, R (1, 1) ERA: 2.87	6.0	W	25	8	0	0	3	0	0	0	0	0	0	57	78	0.00	1.333										
Doug Brocail, R (7, 1) ERA: 3.23	1.0	H	4	2	0	0	1	0	0	0	0	0	0	8	12	0.00	2.000										
21 Heath Bell, R (8, 1) ERA: 2.25	1.0	H	3	0	0	0	2	0	0	0	0	0	0	8	8	0.00	0.000										
Trevor Hoffman, R (9, 1) ERA: 2.6	1.0	S	3	0	0	0	0	0	0	0	0	0	0	7	9	0.00	0.000										

Batter	1	2	3	4	5	6	7	8	9	AB	R	H	RBI	BB	SO	LOB	BOTTOM										
24 Brian Giles, L (1, 9) OBP: 0.371, SLG: 0.415	SH1-3		G6-3		BB		F9			2	1	0	0	2	0	0	Pittsburgh Pirates @ San Diego Padres PETCO Park, San Diego, CA Mon Sep 17 2007, 10:05 PM EDT Att: 33,557 - Clear - 66 F										
Geoff Blum, S (1, 4) OBP: 0.322, SLG: 0.372	SH1-3		F8		F8		K			3	0	0	0	0	1	1											
Mike Cameron, R (1, 8) OBP: 0.330, SLG: 0.442	G4-3		G5-3		BB		F8			3	0	1	1	1	0	0											
23 Adrián González, L (1, 3) OBP: 0.339, SLG: 0.486	G4-3		K		K		G4-3			4	1	1	0	0	1	3											
3 Khalil Greene, R (1, 6) OBP: 0.292, SLG: 0.464	G6-3		F8		F8		F8			4	1	1	2	0	0	3											
5 Kevin Kouzmanoff, R (1, 5) OBP: 0.321, SLG: 0.455	G1-3		G5-3		G5-3		G6-3			4	0	1	0	0	0	0											
12 Scott Hairston, R (1, 7) OBP: 0.316, SLG: 0.425	G5-3		G5-3		BB		G5-3			4	0	2	0	0	0	1											
28 Josh Bard, S (1, 2) OBP: 0.355, SLG: 0.381	G3		G3		G3		G6-4-3			3	0	2	0	0	0	0											
Jack Cassel, R (1, 1) ERA: 10.89			K		L4		G6-4-3			2	0	0	0	0	1	2											
Rob Mackowiak, L (6, PH) OBP: 0.337, SLG: 0.386										1	0	0	0	0	0	2											
Doug Brocail, L (7, 1) OBP: 0.500, SLG: 0.500										0	0	0	0	0	0	0											
21 Heath Bell, R (8, 1) ERA: 2.6										0	0	0	0	0	0	0											
Trevor Hoffman, R (9, 1) ERA: 1.69										0	0	0	0	0	0	0											
Inning Stats	R: 1 E: 0 K: 0 S: 9	H: 1 LOB: 1 BB: 1 P: 17	R: 0 E: 0 K: 0 S: 8	H: 0 LOB: 0 BB: 0 P: 12	R: 0 E: 0 K: 1 S: 7	H: 0 LOB: 0 BB: 0 P: 13	R: 2 E: 0 K: 0 S: 11	H: 4 LOB: 2 BB: 0 P: 21	R: 0 E: 0 K: 1 S: 10	H: 2 LOB: 1 BB: 0 P: 21	R: 0 E: 0 K: 1 S: 8	H: 0 LOB: 0 BB: 0 P: 14	R: 0 E: 0 K: 0 S: 9	H: 1 LOB: 1 BB: 0 P: 15	1B: 5 2B: 2 3B: 0 HR: 1	SF: 0 SAC: 1 DP: 1 HBP: 0	WP: 0 PB: 0 SB: 0 CS: 0	PA: 34									
PITCHER	IP	WLS	BF	H	R	ER	SO	BB	IBB	HBP	BLK	WP	HR	S	P	ERA	WHIP										
47 John Van Benschoten, R (1, 1) ERA: 4.09	5.0	L	23	5	3	3	2	3	0	0	0	0	0	45	84	0.00	1.600										
52 Franquelis Osona, R (6, 1) ERA: 4.09	1.0		4	2	0	0	0	0	0	0	0	0	0	8	11	0.00	2.000										
34 John Grabow, L (7, 1) ERA: 3.6	1.1		4	0	0	0	1	0	0	0	0	0	0	11	19	0.00	0.000										
58 Romulo Sanchez, R (8, 1) ERA: 1.69	0.2		3	1	0	0	0	0	0	0	0	0	0	6	10	0.00	1.500										

AB	35
R	0
H	10
RBI	0
BB	0
SO	6
LOB	16



AB	30
R	3
H	8
RBI	3
BB	3
SO	3
LOB	12



Batter	1	2	3	4	5	6	7	8	9	AB	R	H	RBI	BB	SO	LOB	TOP					
3 Nyjer Morgan, L OBP: 0.325, SLG: 0.371										4	2	2	0	0	1	0	Pittsburgh Pirates @ San Diego Padres PETCO Park, San Diego, CA Thu Sep 20 2007, 3:35 PM EDT Att: 27,020 - Partly Cloudy - 68 F					
Cesar Izuris, S OBP: 0.301, SLG: 0.301										4	0	1	1	0	0	0						
12 Freddy Sanchez, R OBP: 0.346, SLG: 0.446										4	0	1	1	0	1	0						
25 Adam LaRoche, L OBP: 0.344, SLG: 0.457										4	0	1	0	0	0	2						
Jason Bay, R OBP: 0.328, SLG: 0.421										4	0	0	0	0	3	3						
13 Nate McLouth, L OBP: 0.345, SLG: 0.453										3	0	1	0	1	1	0						
Matt Kata, S OBP: 0.252, SLG: 0.350										4	0	0	0	0	0	3						
Carlos Maldonado, R OBP: 0.348, SLG: 0.588										3	1	1	1	0	2	0						
Matt Morris, R OBP: 0.218, SLG: 0.296										1	0	0	0	0	1	0						
51 Steve Pearce, R OBP: 0.346, SLG: 0.417										1	0	0	0	0	0	0						
Shane Youman, L OBP: 0.154, SLG: 0.083										0	0	0	0	0	0	0						
Josh Phelps, R OBP: 0.393, SLG: 0.513										1	0	0	0	0	1	0						
58 Romulo Sanchez, R OBP: 0.393, SLG: 0.513										0	0	0	0	0	0	0						
Inning Stats	R: 1 E: 0 K: 1 S: 10	H: 1 LOB: 0 BB: 0 P: 15	R: 0 E: 0 K: 1 S: 11	H: 0 LOB: 0 BB: 0 P: 16	R: 2 E: 0 K: 2 S: 17	H: 4 LOB: 2 BB: 0 P: 25	R: 0 E: 0 K: 1 S: 7	H: 0 LOB: 0 BB: 0 P: 13	R: 0 E: 0 K: 1 S: 5	H: 0 LOB: 0 BB: 0 P: 11	R: 0 E: 0 K: 1 S: 8	H: 0 LOB: 0 BB: 0 P: 11	R: 0 E: 0 K: 1 S: 5	H: 1 LOB: 0 BB: 0 P: 6	R: 0 E: 0 K: 2 S: 9	H: 0 LOB: 0 BB: 0 P: 13	R: 0 E: 0 K: 1 S: 10	H: 1 LOB: 2 BB: 1 P: 15	1B: 4 2B: 1 3B: 1 HR: 1	SF: 0 SAC: 0 DP: 1 HBP: 0	WP: 0 PB: 0 SB: 0 CS: 0	PA: 34
PITCHER	IP WLS BF H R ER SO BB IBB HBP BLK WP HR S P ERA WHIP																					
Brett Tomko, R ERA: 5.36	6.0 W 23 5 3 3 6 0 0 0 0 0 1 58 91 4.50 0.833																					
Doug Brocail, R ERA: 3.14	1.0 H 3 1 0 0 1 0 0 0 0 0 0 5 6 0.00 1.000																					
21 Heath Bell, R ERA: 2.22	1.0 H 3 0 0 0 2 0 0 0 0 0 0 9 13 0.00 0.000																					
Trevor Hoffman, R ERA: 2.5	1.0 S 5 1 0 0 1 1 0 0 0 0 0 10 15 0.00 2.000																					

AB	33
R	3
H	7
RBI	3
BB	1
SO	10
LOB	8



Batter	1	2	3	4	5	6	7	8	9	AB	R	H	RBI	BB	SO	LOB	BOTTOM				
24 Brian Giles, L OBP: 0.367, SLG: 0.412										4	0	0	0	0	1	0	Pittsburgh Pirates @ San Diego Padres PETCO Park, San Diego, CA Thu Sep 20 2007, 3:35 PM EDT Att: 27,020 - Partly Cloudy - 68 F				
Geoff Blum, S OBP: 0.318, SLG: 0.367										4	1	1	0	0	0	0					
Mike Cameron, R OBP: 0.333, SLG: 0.439										3	1	1	0	1	0	0					
23 Adrián González, L OBP: 0.343, SLG: 0.488										4	1	1	0	0	0	3					
3 Khalil Greene, R OBP: 0.295, SLG: 0.465										4	1	1	1	0	1	1					
5 Kevin Kouzmanoff, R OBP: 0.323, SLG: 0.455										3	1	2	2	0	0	0					
12 Scott Hairston, R OBP: 0.329, SLG: 0.450										2	1	1	1	1	0	1					
8 Michael Barrett, R OBP: 0.281, SLG: 0.374										3	0	1	2	0	0	1					
Brett Tomko, R ERA: 5.02										2	0	0	0	0	0	1					
Morgan Ensborg, R OBP: 0.320, SLG: 0.410										0	0	0	0	0	0	0					
21 Heath Bell, R OBP: 0.320, SLG: 0.410										1	0	0	0	0	1	0					
Trevor Hoffman, R ERA: 1.42										0	0	0	0	0	0	0					
Inning Stats	R: 0 E: 0 K: 0 S: 5	H: 0 LOB: 0 BB: 0 P: 5	R: 3 E: 0 K: 0 S: 12	H: 4 LOB: 0 BB: 0 P: 19	R: 3 E: 0 K: 0 S: 18	H: 4 LOB: 1 BB: 0 P: 27	R: 0 E: 0 K: 0 S: 5	H: 0 LOB: 0 BB: 0 P: 6	R: 0 E: 0 K: 0 S: 6	H: 0 LOB: 0 BB: 0 P: 9	R: 0 E: 0 K: 0 S: 7	H: 0 LOB: 1 BB: 1 P: 16	R: 0 E: 0 K: 2 S: 7	H: 0 LOB: 0 BB: 0 P: 13	R: 0 E: 0 K: 1 S: 6	H: 0 LOB: 0 BB: 1 P: 13	R: 0 E: 0 K: 1 S: 10	H: 3 LOB: 6 BB: 0 HR: 0	SF: 0 SAC: 0 DP: 2 HBP: 0	WP: 0 PB: 0 SB: 0 CS: 0	PA: 32
PITCHER	IP WLS BF H R ER SO BB IBB HBP BLK WP HR S P ERA WHIP																				
Matt Morris, R ERA: 5.02	4.0 L 19 8 6 6 0 0 0 0 0 0 0 40 57 13.50 2.000																				
Shane Youman, L ERA: 6.07	3.0 10 0 0 0 2 1 0 0 0 0 0 20 38 0.00 0.333																				
58 Romulo Sanchez, R ERA: 1.42	1.0 3 0 0 0 1 1 0 0 0 0 0 6 13 0.00 1.000																				

AB	30
R	6
H	8
RBI	6
BB	2
SO	3
LOB	7



Batter	1	2	3	4	5	6	7	8	9	AB	R	H	RBI	BB	SO	LOB	TOP			
3 Nyer Morgan, L OBP: 0.333, SLG: 0.367										4	0	1	0	1	0	2				
19 José Bautista, R OBP: 0.344, SLG: 0.424										3	1	1	0	1	1	2				
12 Freddy Sanchez, R OBP: 0.344, SLG: 0.445										4	0	1	1	1	0	3				
Josh Phelps, R OBP: 0.388, SLG: 0.500										3	0	0	0	1	2	2				
Xavier Nady, R OBP: 0.336, SLG: 0.486										4	0	0	0	0	1	2				
26 Ronny Paulino, R OBP: 0.312, SLG: 0.392										4	1	1	0	0	1	2				
51 Steve Pearce, R OBP: 0.345, SLG: 0.412										3	1	1	0	0	1	1				
47 John Van Benschoten, R OBP: 0.290, SLG: 0.286										1	0	0	0	0	0	0				
Jose Castillo, R OBP: 0.265, SLG: 0.324										4	1	1	1	0	1	0				
Matt Kata, S OBP: 0.253, SLG: 0.354										1	0	1	2	0	0	0				
57 Zach Duke, L OBP: 0.258, SLG: 0.258										1	0	1	2	0	0	0				
Cesar Izturis, S OBP: 0.305, SLG: 0.315										1	0	0	0	0	0	0				
Salomon Torres, R OBP: 0.349, SLG: 0.461										1	1	1	1	1	0	0				
Inning Stats	R: 0 E: 0 K: 0 S: 9	H: 1 LOB: 1 BB: 1 P: 14	R: 3 E: 0 K: 1 S: 16	H: 4 LOB: 1 BB: 0 P: 25	R: 0 E: 0 K: 2 S: 8	H: 0 LOB: 0 BB: 0 P: 13	R: 0 E: 0 K: 1 S: 6	H: 0 LOB: 0 BB: 0 P: 9	R: 0 E: 0 K: 2 S: 11	H: 0 LOB: 1 BB: 1 P: 18	R: 0 E: 0 K: 0 S: 6	H: 0 LOB: 0 BB: 0 P: 11	R: 1 E: 0 K: 1 S: 10	H: 2 LOB: 1 BB: 0 P: 12	R: 1 E: 0 K: 1 S: 11	H: 1 LOB: 0 BB: 0 P: 16	1B: 4 2B: 4 3B: 1 HR: 1	SF: 0 SAC: 0 DP: 2 HBP: 0	WP: 0 PB: 0 SB: 1 CS: 0	PA: 37
PITCHER	IP WLS BF H R ER SO BB IBB HBP BLK WP HR S P ERA WHIP																			
53 Rich Hill, L ERA: 4.05	5.0 W 21 5 3 3 4 2 0 0 0 0 0 0 45 74 5.40 1.400																			
49 Carlos Marmol, R ERA: 1.22	1.0 4 0 0 0 2 1 0 0 0 0 0 0 6 11 0.00 1.000																			
47 Scott Eyre, L ERA: 4.24	1.0 3 0 0 0 0 1 0 0 0 0 0 0 6 11 0.00 1.000																			
Bob Howry, R ERA: 3.45	1.0 5 2 1 1 1 0 0 0 0 0 0 0 10 12 9.00 2.000																			
46 Ryan Dempster, R ERA: 4.24	1.0 4 1 1 1 1 0 0 0 0 0 0 1 11 16 9.00 1.000																			
Batter	1	2	3	4	5	6	7	8	9	AB	R	H	RBI	BB	SO	LOB	BOTTOM			
12 Alfonso Soriano, R OBP: 0.336, SLG: 0.553										4	2	3	5	1	1	0				
Mark DeRosa, R OBP: 0.373, SLG: 0.419										5	0	0	0	0	1	2				
25 Derrek Lee, R OBP: 0.401, SLG: 0.499										5	2	4	1	0	1	0				
16 Aramis Ramirez, R OBP: 0.371, SLG: 0.563										5	2	2	2	0	1	3				
19 Matt Murton, R OBP: 0.350, SLG: 0.416										3	0	1	0	1	1	0				
57 Sam Fuld, L										0	0	0	0	1	0	0				
18 Geovany Soto, R OBP: 0.432, SLG: 0.700										5	0	1	0	0	2	4				
Craig Monroe, R OBP: 0.271, SLG: 0.370										1	0	0	0	1	1	2				
Jacque Jones, L OBP: 0.328, SLG: 0.385										2	1	1	0	0	1	0				
2 Ryan Theriot, R OBP: 0.333, SLG: 0.356										4	2	3	0	0	0	0				
53 Rich Hill, L OBP: 0.145, SLG: 0.154										2	0	0	0	0	0	2				
49 Carlos Marmol, R ERA: 5.83										1	0	0	0	0	0	0				
47 Scott Eyre, L ERA: 5.59										0	0	0	0	0	0	0				
33 Danlye Ward, L OBP: 0.245, SLG: 0.519										1	0	0	0	0	1	2				
46 Ryan Dempster, R ERA: 9.73										0	0	0	0	0	0	0				
Inning Stats	R: 2 E: 1 K: 2 S: 15	H: 4 LOB: 2 BB: 0 P: 23	R: 1 E: 0 K: 0 S: 9	H: 1 LOB: 0 BB: 0 P: 10	R: 2 E: 0 K: 2 S: 18	H: 3 LOB: 2 BB: 1 P: 31	R: 0 E: 0 K: 0 S: 10	H: 1 LOB: 3 BB: 2 P: 20	R: 2 E: 0 K: 3 S: 15	H: 2 LOB: 0 BB: 0 P: 26	R: 0 E: 0 K: 0 S: 4	H: 1 LOB: 0 BB: 0 P: 6	R: 2 E: 0 K: 2 S: 13	H: 3 LOB: 1 BB: 0 P: 22	R: 0 E: 0 K: 2 S: 13	H: 0 LOB: 1 BB: 1 P: 25	1B: 10 2B: 2 3B: 0 HR: 4	SF: 0 SAC: 0 DP: 1 HBP: 0	WP: 0 PB: 0 SB: 1 CS: 0	PA: 42
PITCHER	IP WLS BF H R ER SO BB IBB HBP BLK WP HR S P ERA WHIP																			
57 Zach Duke, L ERA: 5.83	4.0 L 24 9 5 4 4 3 0 0 0 0 0 0 3 52 9.00 3.000																			
Salomon Torres, R ERA: 5.59	1.0 5 2 2 2 3 0 0 0 0 0 0 1 15 26 18.00 2.000																			
47 John Van Benschoten, R ERA: 9.73	3.0 13 4 2 2 4 1 0 0 0 0 0 0 30 53 6.00 1.667																			

Pittsburgh Pirates @ Chicago Cubs
Wrigley Field, Chicago, IL
Sat Sep 22 2007, 12:05 PM CDT
Att: 41,271 - Sunny - 66 F

AB 33
R 5
H 8
RBI 5
BB 4
SO 8
LOB 14



Pittsburgh Pirates @ Chicago Cubs
Wrigley Field, Chicago, IL
Sat Sep 22 2007, 12:05 PM CDT
Att: 41,271 - Sunny - 66 F

AB 38
R 9
H 15
RBI 8
BB 4
SO 11
LOB 16



Batter	1	2	3	4	5	6	7	8	9	AB	R	H	RBI	BB	SO	LOB	TOP										
3 Nyer Morgan, L OBP: 0.330, SLG: 0.361										4	0	1	0	0	1	2	Pittsburgh Pirates @ Chicago Cubs Wrigley Field, Chicago, IL Sun Sep 23 2007, 1:20 PM CDT Att: 41,364 - Sunny - 72 F										
19 José Bautista, R OBP: 0.345, SLG: 0.422										3	0	0	0	1	2	1											
12 Freddy Sanchez, R OBP: 0.343, SLG: 0.442 Matt Kata, S OBP: 0.252, SLG: 0.351										3	0	0	0	0	1	1											
25 Adam LaRoche, L OBP: 0.346, SLG: 0.457										4	0	1	0	0	2	0											
Xavier Nady, R OBP: 0.335, SLG: 0.484										4	0	1	0	0	1	1											
Jason Bay, R OBP: 0.328, SLG: 0.420 58 Romulo Sanchez, R OBP: 0.339, SLG: 0.404										2	0	0	0	1	1	0											
26 Ronny Paulino, R OBP: 0.310, SLG: 0.389										3	0	0	0	0	1	2											
Cesar Izturis, S OBP: 0.302, SLG: 0.312										3	0	0	0	0	0	2											
24 Tom Gorzelanny, R OBP: 0.109, SLG: 0.066 52 Franquelis Osona, R OBP: 0.351, SLG: 0.461										1	0	0	0	1	1	0											
13 Nate McLouth, L OBP: 0.351, SLG: 0.461										0	0	0	0	0	0	0											
Inning Stats	R: 0 E: 0 K: 3 S: 9	H: 0 LOB: 0 BB: 0 P: 14	R: 0 E: 0 K: 1 S: 12	H: 1 LOB: 2 BB: 1 P: 19	R: 0 E: 0 K: 1 S: 11	H: 1 LOB: 1 BB: 1 P: 18	R: 0 E: 0 K: 0 S: 6	H: 0 LOB: 0 BB: 0 P: 11	R: 0 E: 0 K: 1 S: 10	H: 0 LOB: 1 BB: 1 P: 15	R: 0 E: 0 K: 0 S: 10	H: 1 LOB: 1 BB: 0 P: 16	R: 0 E: 0 K: 1 S: 6	H: 0 LOB: 0 BB: 0 P: 9	R: 0 E: 0 K: 2 S: 12	H: 0 LOB: 1 BB: 1 P: 18	R: 0 E: 0 K: 3 S: 11	H: 0 LOB: 0 BB: 0 P: 15	1B: 3 2B: 0 3B: 0 HR: 0	SF: 0 SAC: 0 DP: 0 HBP: 0	WP: 0 PB: 0 SB: 1 CS: 1	PA: 33					
PITCHER	IP	WLS	BF	H	R	ER	SO	BB	IBB	HBP	BLK	WP	HR	S	P	ERA	WHIP										
38 Carlos Zambrano, R ERA: 4.08	6.0	W	23	3	0	0	6	3	0	0	0	0	0	58	93	0.00	1.000										
34 Kerry Wood, R ERA: 3.5	2.0		7	0	0	0	3	1	0	0	0	0	0	18	27	0.00	0.500										
43 Michael Wertz, R ERA: 3.63	1.0		3	0	0	0	3	0	0	0	0	0	0	11	15	0.00	0.000										

Batter	1	2	3	4	5	6	7	8	9	AB	R	H	RBI	BB	SO	LOB	BOTTOM										
12 Alfonso Soriano, R OBP: 0.334, SLG: 0.550										5	1	1	0	0	1	3	Pittsburgh Pirates @ Chicago Cubs Wrigley Field, Chicago, IL Sun Sep 23 2007, 1:20 PM CDT Att: 41,364 - Sunny - 72 F										
Mark DeRosa, R OBP: 0.375, SLG: 0.421										4	1	2	1	1	2	1											
25 Derrek Lee, R OBP: 0.403, SLG: 0.506										4	2	2	3	1	0	2											
16 Aramis Ramirez, R OBP: 0.369, SLG: 0.559										4	0	0	0	1	3	3											
19 Matt Murton, R OBP: 0.356, SLG: 0.431 57 Sam Fuld, L OBP: 0.356, SLG: 0.431										4	1	3	0	0	1	0											
18 Geovany Soto, R OBP: 0.438, SLG: 0.698										0	0	0	0	0	0	0											
18 Geovany Soto, R OBP: 0.438, SLG: 0.698										3	1	2	1	0	1	0											
Craig Monroe, R OBP: 0.269, SLG: 0.367 20 Felix Pie, L OBP: 0.269, SLG: 0.333										3	0	0	0	0	1	4											
Ronny Cedeno, R OBP: 0.232, SLG: 0.369										1	0	0	0	0	0	1											
38 Carlos Zambrano, S OBP: 0.256, SLG: 0.359 34 Kerry Wood, R OBP: 0.339, SLG: 0.404 43 Michael Wertz, R OBP: 0.351, SLG: 0.461										4	1	3	3	0	0	0											
Inning Stats	R: 0 E: 0 K: 1 S: 8	H: 1 LOB: 1 BB: 0 P: 9	R: 1 E: 0 K: 1 S: 16	H: 3 LOB: 2 BB: 0 P: 24	R: 0 E: 0 K: 2 S: 15	H: 1 LOB: 2 BB: 1 P: 27	R: 0 E: 0 K: 2 S: 12	H: 1 LOB: 0 BB: 0 P: 20	R: 2 E: 0 K: 1 S: 12	H: 3 LOB: 2 BB: 1 P: 22	R: 3 E: 0 K: 0 S: 11	H: 3 LOB: 0 BB: 0 P: 16	R: 2 E: 0 K: 2 S: 10	H: 2 LOB: 0 BB: 0 P: 14	R: 0 E: 0 K: 1 S: 11	H: 0 LOB: 1 BB: 1 P: 20	1B: 7 2B: 5 3B: 0 HR: 2	SF: 1 SAC: 0 DP: 0 HBP: 0	WP: 1 PB: 1 SB: 1 CS: 0	PA: 40							
PITCHER	IP	WLS	BF	H	R	ER	SO	BB	IBB	HBP	BLK	WP	HR	S	P	ERA	WHIP										
24 Tom Gorzelanny, L ERA: 3.73	5.2	L	30	12	6	6	7	1	1	0	0	0	1	73	117	9.53	2.294										
52 Franquelis Osona, R ERA: 4.39	0.1		1	0	0	0	0	0	0	0	0	0	0	1	1	0.00	0.000										
58 Romulo Sanchez, R ERA: 2.45	2.0		9	2	2	2	3	1	0	0	0	1	1	21	34	9.00	1.500										



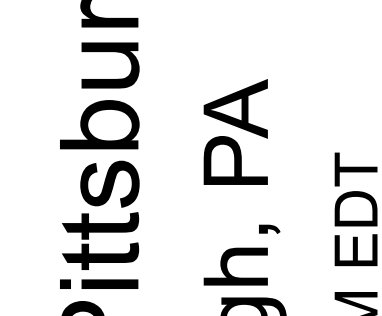
Batter	1	2	3	4	5	6	7	8	9	AB	R	H	RBI	BB	SO	LOB	TOP								
24 Chris Young, R OBP: 0.297, SLG: 0.474	G5-3		F8			K		6 1B BB		3	0	0	0	1	1	2	Arizona Diamondbacks @ Pittsburgh Pirates PNC Park, Pittsburgh, PA Wed Sep 26 2007, 7:05 PM EDT Att: 16,289 - Cloudy - 79 F								
6 Stephen Drew, L OBP: 0.310, SLG: 0.361	K			1B		F9		34 FC5-4 1B		4	0	2	0	0	1	0									
22 Eric Byrnes, R OBP: 0.356, SLG: 0.464	F8			L8		34 2B 1B		F8		4	1	1	0	0	0	3									
34 Conor Jackson, R OBP: 0.364, SLG: 0.457		K		P5		1B		FC5-4		4	0	1	1	0	1	3									
27 Mark Reynolds, R OBP: 0.347, SLG: 0.500		K		K		2B			K	4	0	0	0	0	3	2									
26 Miguel Montero, L OBP: 0.290, SLG: 0.400	L8				F7		G6-3		F9	4	0	0	0	0	0	0									
10 Justin Upton, R OBP: 0.265, SLG: 0.376			G6-3			K			11 DI 1B	3	0	0	0	0	1	0									
Jeff Salazar, L OBP: 0.330, SLG: 0.395							P3			1	0	1	0	0	0	0									
11 Augie Ojeda, S OBP: 0.356, SLG: 0.362				1B			K		G3	4	0	2	0	0	1	1									
Livan Hernandez, R OBP: 0.211, SLG: 0.287						F8				2	0	1	0	0	0	1									
37 Justin Cruz, R OBP: 0.287, SLG: 0.327										0	0	0	0	0	0	0									
45 Doug Slaten, L ERA: 2.52										0	0	0	0	0	0	0									
32 Bob Wickman, R ERA: 3.6										0	0	0	0	0	0	0									
Alberto Callaspo, S OBP: 0.326, SLG: 0.356										1	0	0	0	0	1	0									
28 Brandon Medders, R ERA: 4.3										0	0	0	0	0	0	0									
40 Bill Murphy, L ERA: 4.3										0	0	0	0	0	0	0									
Inning Stats	R: 0 E: 0 K: 1 S: 8	H: 0 LOB: 0 BB: 0 P: 14	R: 0 E: 0 K: 2 S: 10	H: 0 LOB: 0 BB: 0 P: 14	R: 0 E: 0 K: 0 S: 10	H: 2 LOB: 1 BB: 0 P: 11	R: 0 E: 0 K: 1 S: 10	H: 1 LOB: 1 BB: 0 P: 15	R: 0 E: 0 K: 1 S: 14	H: 1 LOB: 1 BB: 0 P: 19	R: 1 E: 0 K: 1 S: 12	H: 2 LOB: 1 BB: 0 P: 15	R: 0 E: 0 K: 1 S: 6	H: 0 LOB: 0 BB: 0 P: 9	R: 0 E: 0 K: 1 S: 12	H: 1 LOB: 2 BB: 1 P: 19	R: 0 E: 0 K: 1 S: 11	H: 1 LOB: 1 BB: 0 P: 14	1B: 7 2B: 2 3B: 0 HR: 0	SF: 0 SAC: 0 DP: 1 HBP: 0	WP: 0 PB: 0 SB: 1 CS: 1	PA: 35			
PITCHER	IP	WLS	BF	H	R	ER	SO	BB	IBB	HBP	BLK	WP	HR	S	P	ERA	WHIP								
Matt Morris, R ERA: 4.89	7.0	W	26	6	1	1	7	0	0	0	0	0	0	70	97	1.29	0.857								
Salomon Torres, R ERA: 5.44	1.0		5	1	0	0	1	1	0	0	0	0	0	12	19	0.00	2.000								
55 Matt Capps, R ERA: 2.31	1.0		4	1	0	0	1	0	0	0	0	0	0	11	14	0.00	1.000								

Batter	1	2	3	4	5	6	7	8	9	AB	R	H	RBI	BB	SO	LOB	BOTTOM								
3 Nyjer Morgan, L OBP: 0.360, SLG: 0.411	L4 BB		G2-3 25 2B 1B	1B		K		G1-3		4	1	2	1	1	1	2	Arizona Diamondbacks @ Pittsburgh Pirates PNC Park, Pittsburgh, PA Wed Sep 26 2007, 7:05 PM EDT Att: 16,289 - Cloudy - 79 F								
Cesar Izturis, S OBP: 0.303, SLG: 0.316	L4		G2-3	1B				F9		5	1	2	0	0	0	5									
25 Adam LaRoche, L OBP: 0.348, SLG: 0.462			F9 2B	G4-6-3 1B				25 2B 1B		3	0	2	3	1	0	3									
Xavier Nady, R OBP: 0.336, SLG: 0.488	G4-3		F9					19 G5-4-3 2B		3	1	1	1	0	0	2									
19 José Bautista, R OBP: 0.345, SLG: 0.422								19 G5-4-3 HBP		3	0	1	0	1	1	2									
13 Nate McLouth, L OBP: 0.349, SLG: 0.457								13 F8-6-3 1B		4	0	0	0	0	2	4									
26 Ronny Paulino, R OBP: 0.311, SLG: 0.390										4	0	2	0	0	1	0									
Jose Castillo, R OBP: 0.268, SLG: 0.330										4	1	2	0	0	0	1									
Matt Morris, R OBP: 0.241, SLG: 0.316										3	1	2	0	0	1	0									
Salomon Torres, R ERA: 3.15										0	0	0	0	0	0	0									
Matt Kata, S OBP: 0.256, SLG: 0.356										1	0	1	0	0	0	0									
55 Matt Capps, R OBP: 1.000, SLG: 1.000										0	0	0	0	0	0	0									
Inning Stats	R: 0 E: 0 K: 0 S: 10	H: 0 LOB: 1 BB: 2 P: 21	R: 0 E: 0 K: 2 S: 18	H: 1 LOB: 1 BB: 0 P: 26	R: 2 E: 0 K: 1 S: 16	H: 3 LOB: 2 BB: 1 P: 30	R: 1 E: 0 K: 0 S: 10	H: 4 LOB: 2 BB: 0 P: 14	R: 1 E: 0 K: 1 S: 9	H: 2 LOB: 0 BB: 0 P: 13	R: 0 E: 0 K: 2 S: 8	H: 0 LOB: 0 BB: 0 P: 13	R: 1 E: 0 K: 0 S: 6	H: 2 LOB: 1 BB: 0 P: 13	R: 0 E: 0 K: 0 S: 11	H: 3 LOB: 2 BB: 0 P: 15	1B: 10 2B: 5 3B: 0 HR: 1	SF: 0 SAC: 0 DP: 3 HBP: 1	WP: 0 PB: 0 SB: 1 CS: 0	PA: 38					
PITCHER	IP	WLS	BF	H	R	ER	SO	BB	IBB	HBP	BLK	WP	HR	S	P	ERA	WHIP								
Livan Hernandez, R ERA: 4.93	4.0	L	23	10	4	4	3	0	0	0	0	0	0	15	24	0.00	0.000								
37 Juan Cruz, R ERA: 3.15	2.0		5	0	0	0	3	0	0	0	0	0	0	2	4	∞	∞								
45 Doug Slaten, L ERA: 2.52	0.0		2	2	1	1	0	0	0	0	0	0	0	4	9	0.00	0.000								
32 Bob Wickman, R ERA: 3.6	1.0		3	0	0	0	0	0	0	1	0	0	0	4	9	0.00	0.000								
28 Brandon Medders, R ERA: 4.3	0.1		3	3	0	0	0	0	0	0	0	0	0	6	10	0.00	9.000								
40 Bill Murphy, L ERA: 5.06	0.2																								

AB 34
R 1
H 8
RBI 1
BB 1
SO 9
LOB 12



AB 34
R 5
H 15
RBI 5
BB 3
SO 6
LOB 19



Batter	1	2	3	4	5	6	7	8	9	AB	R	H	RBI	BB	SO	LOB	TOP					
24 Chris Young, R (1.8) OBP: 0.295, SLG: 0.470	P2	L7		E6		K	L5			5	0	0	0	0	1	5	Arizona Diamondbacks @ Pittsburgh Pirates PNC Park, Pittsburgh, PA Thu Sep 27 2007, 12:35 PM EDT Att: 11,335 - Drizzlie - 71 F					
6 Stephen Drew, L (1.6) OBP: 0.312, SLG: 0.369	HR	22 1B		P6		22 FC4-6 1B		K		5	2	3	3	0	1	2						
22 Eric Byrnes, R (1.7) OBP: 0.297, SLG: 0.345	P6	2-H		K		FC4-6		F8		5	0	1	1	0	1	4						
7 Carlos Quentin, R (9.9)		2-H				1-2 2-3				0	0	0	0	0	0	0						
Tony Clark, S (1.3) OBP: 0.313, SLG: 0.521	BB	27 1B				G4-1		G6-3		4	1	1	1	1	1	3						
27 Mark Reynolds, R (1.5) OBP: 0.347, SLG: 0.497	BB	1B		K		HR				4	1	1	0	1	2	0						
Jeff Salazar, L (1.9) OBP: 0.323, SLG: 0.378	1B			L3		K		K		4	0	0	0	1	2	1						
19 Chris Snyder, R (1.2)	BB			1-2 2-3		K		K		4	0	0	0	1	1	4						
11 Augie Ojeda, S (1.4) OBP: 0.366, SLG: 0.367	F8			G3		K		G6-3		4	0	0	0	1	1	4						
44 Micah Owings, R (1.1) OBP: 0.355, SLG: 0.695				G6-3						4	3	2	0	1	0	1						
56 Ramon Pena, R (7.1) OBP: 0.250, SLG: 0.250				44 2B		44 1B 6 1B		44 2B		4	1	4	3	0	0	0						
Dustin Nippert, R (8.1)				1B		BB		1B		0	0	0	0	0	0	0						
50 Yusmeiro Petit, R (9.1) OBP: 0.071, SLG: 0.071				6 1B		22 FC4-6 6 1B		1-H		0	0	0	0	0	0	0						
				2B		1B		2B		0	0	0	0	0	0	0						
Inning Stats	R: 1 E: 0 K: 0 S: 12	H: 2 LOB: 3 BB: 2 P: 25	R: 3 E: 0 K: 1 S: 19	H: 4 LOB: 0 BB: 0 P: 25	R: 0 E: 0 K: 1 S: 13	H: 0 LOB: 0 BB: 0 P: 19	R: 0 E: 1 K: 1 S: 14	H: 1 LOB: 2 BB: 0 P: 22	R: 1 E: 0 K: 3 S: 13	H: 1 LOB: 0 BB: 0 P: 19	R: 1 E: 0 K: 1 S: 11	H: 2 LOB: 2 BB: 1 P: 19	R: 2 E: 0 K: 1 S: 13	H: 2 LOB: 1 BB: 1 P: 26	R: 0 E: 0 K: 1 S: 6	H: 0 LOB: 0 BB: 0 P: 10	R: 0 E: 0 K: 0 S: 8	H: 0 LOB: 1 BB: 1 P: 13	1B: 7 2B: 3 3B: 0 HR: 2	SF: 0 SAC: 0 DP: 0 HBP: 0	WP: 0 PB: 0 CS: 0	PA: 44
PITCHER	IP WLS BF H R ER SO BB IBB HBP BLK WP HR S P ERA WHIP																					
47 John Van Benschoten, R (1.1) ERA: 10.15	2.0	L	13	6	4	4	1	2	0	0	0	0	0	0	1	31	50	18.00	4.000			
Tony Armas, R (3.1) ERA: 6.09	3.0		12	2	1	1	5	0	0	0	0	0	0	1	40	60	3.00	0.667				
58 Romulo Sanchez, R (6.1) ERA: 5.4	2.0		12	4	3	3	2	2	0	0	0	0	0	0	24	45	13.50	3.000				
Juan Pablo Perez, L (8.1) ERA: 3.0	2.0		7	0	0	0	1	1	0	0	0	0	0	0	14	23	0.00	0.500				

Batter	1	2	3	4	5	6	7	8	9	AB	R	H	RBI	BB	SO	LOB	BOTTOM					
3 Nyjer Morgan, L (1.8) OBP: 0.365, SLG: 0.415	G3					F9				4	0	2	0	0	0	0	Arizona Diamondbacks @ Pittsburgh Pirates PNC Park, Pittsburgh, PA Thu Sep 27 2007, 12:35 PM EDT Att: 11,335 - Drizzlie - 71 F					
2 Jack Wilson, R (1.6) OBP: 0.352, SLG: 0.443	1B					G4-3				4	0	2	0	0	0	0						
25 Adam LaRoche, L (1.3) OBP: 0.265, SLG: 0.463	1B									3	0	1	0	0	0	1						
Juan Pablo Perez, R (8.1)	F9									0	0	0	0	0	0	0						
Jason Bay, R (9. PH) OBP: 0.528, SLG: 0.419										1	0	0	0	0	0	1						
Xavier Nady, R (1.7) OBP: 0.335, SLG: 0.486	K					F7				4	0	1	0	0	1	3						
19 José Bautista, R (1.5) OBP: 0.343, SLG: 0.419						F9				3	0	0	0	0	0	2						
51 Steve Pearce, R (1.9) OBP: 0.355, SLG: 0.404										3	0	1	0	0	1	1						
Jose Castillo, R (1.4) OBP: 0.250, SLG: 0.327						G6-4-3				2	0	0	0	0	0	1						
58 Romulo Sanchez, R (6.1)						1-2				0	0	0	0	0	0	0						
Josh Phelps, R (8.3) OBP: 0.394, SLG: 0.506						G6-4-3				1	0	1	0	0	0	0						
Carlos Maldonado, R (1.2) OBP: 0.308, SLG: 0.500						K				3	0	0	0	0	1	1						
47 John Van Benschoten, R (1.1) OBP: 0.250, SLG: 0.286										0	0	0	0	0	0	0						
Tony Armas, R (3.1) ERA: 3.31										1	0	0	0	0	1	0						
Matt Kata, S (6.4) OBP: 0.253, SLG: 0.351										2	0	0	0	0	0	0						
										0	0	0	0	0	0	0						
Inning Stats	R: 0 E: 0 K: 1 S: 13	H: 1 LOB: 1 BB: 0 P: 19	R: 0 E: 0 K: 0 S: 10	H: 0 LOB: 0 BB: 0 P: 15	R: 0 E: 0 K: 2 S: 12	H: 1 LOB: 1 BB: 0 P: 18	R: 0 E: 0 K: 0 S: 7	H: 1 LOB: 1 BB: 0 P: 10	R: 0 E: 0 K: 0 S: 5	H: 1 LOB: 0 BB: 0 P: 8	R: 0 E: 0 K: 0 S: 7	H: 0 LOB: 0 BB: 0 P: 7	R: 0 E: 0 K: 2 S: 11	H: 1 LOB: 1 BB: 0 P: 15	R: 0 E: 0 K: 0 S: 8	H: 1 LOB: 0 BB: 0 P: 12	R: 0 E: 0 K: 0 S: 12	H: 2 LOB: 1 BB: 0 P: 16	1B: 6 2B: 2 3B: 0 HR: 0	SF: 0 SAC: 0 DP: 2 HBP: 0	WP: 0 PB: 1 CS: 0	PA: 31
PITCHER	IP WLS BF H R ER SO BB IBB HBP BLK WP HR S P ERA WHIP																					
44 Micah Owings, R (1.1) ERA: 4.3	6.1	W	21	4	0	0	4	0	0	0	0	0	0	0	0	7	9	0.00	1.500			
56 Ramon Pena, R (7.1) ERA: 3.31	0.2		3	1	0	0	1	0	0	0	0	0	0	0	8	12	0.00	1.000				
Dustin Nippert, R (8.1) ERA: 5.32	1.0		3	1	0	0	0	0	0	0	0	0	0	0	12	16	0.00	2.000				
50 Yusmeiro Petit, R (9.1) ERA: 5.02	1.0		4	2	0	0	0	0	0	0	0	0	0	12	16	0.00	2.000					

Batter	1	2	3	4	5	6	7	8	9	AB	R	H	RBI	BB	SO	LOB	TOP																	
David Eckstein, R (1, 6) OBP: 0.358, SLG: 0.385			G6-3					SH5-3	5 2B	4	3	2	0	1	0	1	St. Louis Cardinals @ Pittsburgh Pirates PNC Park, Pittsburgh, PA Fri Sep 28 2007, 7:05 PM EDT Att: 30,603 - Partly Cloudy - 67 F																	
24 Rick Ankiel, L (1, 8) OBP: 0.328, SLG: 0.528	K							SH5-3	K	4	0	2	0	0	2	2																		
5 Albert Pujols, R (1, 3) OBP: 0.430, SLG: 0.571			G5-4-3					BB	1B	4	1	2	1	1	0	2																		
47 Ryan Ludwick, R (1, 9) OBP: 0.341, SLG: 0.486	P4			K				BB	1B	4	1	1	0	0	1	3																		
So Taguchi, R (1, 7) OBP: 0.350, SLG: 0.365			G5-3					BB	1B	3	1	1	2	1	0	1																		
Aaron Miles, S (1, 4) OBP: 0.327, SLG: 0.350	P3		G6-3					BB	1B	4	0	0	0	0	1	5																		
Gary Bennett, R (1, 2) Jim Edmonds, L (8, PH) 35 Joel Pineiro, R (8, PR) Kelly Stinnett, R (8, 2) 37 Todd Wellemeyer, R (1, 1) Miguel Cairo, R (7, PH) 36 Russ Springer, R (7, 1) 55 Skip Schumaker, L (8, PH) 31 Ryan Franklin, R (8, 1) Troy Percival, R (8, 1)		P2						FC5-4	1B	3	0	2	0	0	0	0		AB 35 R 6 H 11 RBI 6 BB 3 SO 6 LOB 19																
13 Brendan Ryan, R (1, 5) OBP: 0.345, SLG: 0.404								FC5-4	1B	4	0	0	0	0	0	2																		
Inning Stats	R: 1 E: 0 K: 1 S: 17	H: 3 LOB: 2 BB: 0 P: 25	R: 0 E: 0 K: 1 S: 9	H: 0 LOB: 0 BB: 0 P: 14	R: 0 E: 0 K: 0 S: 6	H: 1 LOB: 0 BB: 0 P: 9	R: 0 E: 0 K: 1 S: 6	H: 0 LOB: 0 BB: 0 P: 7	R: 0 E: 0 K: 0 S: 8	H: 1 LOB: 1 BB: 0 P: 14	R: 0 E: 0 K: 0 S: 6	H: 2 LOB: 1 BB: 0 P: 11	R: 0 E: 0 K: 1 S: 7	H: 1 LOB: 1 BB: 0 P: 11	R: 4 E: 0 K: 1 S: 14	H: 1 LOB: 1 BB: 3 P: 34		R: 1 E: 0 K: 1 S: 14	H: 2 LOB: 1 BB: 0 P: 17	1B: 8 2B: 3 3B: 0 HR: 0	SF: 0 SAC: 1 DP: 2 HBP: 1	WP: 0 PB: 0 SB: 2 CS: 0	PA: 40											
PITCHER	IP WLS BF H R ER SO BB IBB HBP BLK WP HR S P ERA WHIP	IP WLS BF H R ER SO BB IBB HBP BLK WP HR S P ERA WHIP																																
57 Zach Duke, L (1, 1) ERA: 9.53	7.0	27	8	1	1	4	0	0	0	0	0	0	0	0	59	91	1.29	1.143																
34 John Grabow, L (8, 1) ERA: 4.53	0.1	L 5	0	4	4	0	2	1	1	0	0	0	0	0	6	22	108.00	6.000																
Damaso Marte, L (8, 1) ERA: 2.38	0.1	1	0	0	0	1	0	0	0	0	0	0	0	3	5	0.00	0.000																	
52 Franquelis Osoria, R (8, 1) ERA: 4.18	0.1	2	1	0	0	0	0	0	0	0	0	0	0	5	7	0.00	3.000																	
Salomon Torres, R (9, 1) ERA: 5.51	1.0	5	2	1	1	1	0	0	0	0	0	0	0	14	17	9.00	2.000																	
Batter	1	2	3	4	5	6	7	8	9	AB	R	H	RBI	BB	SO	LOB	BOTTOM																	
3 Nyjer Morgan, L (1, 8) OBP: 0.361, SLG: 0.429	F8			K				F8		4	0	1	0	0	1	1	St. Louis Cardinals @ Pittsburgh Pirates PNC Park, Pittsburgh, PA Fri Sep 28 2007, 7:05 PM EDT Att: 30,603 - Partly Cloudy - 67 F																	
Matt Kata, S (1, 4) OBP: 0.259, SLG: 0.355	G3							G3-1		4	0	2	1	0	0	1																		
25 Adam LaRoche, L (1, 3) OBP: 0.346, SLG: 0.460	P6			G2				G3		4	0	0	0	0	0	2																		
Xavier Nady, R (1, 7) OBP: 0.332, SLG: 0.481		K						P3		4	0	0	0	0	2	1																		
19 José Bautista, R (1, 5) OBP: 0.343, SLG: 0.417		F7						K		3	0	0	0	1	1	0																		
26 Ronny Paulino, R (1, 2) OBP: 0.311, SLG: 0.389		F9						G6-3		4	0	1	0	0	0	1																		
51 Steve Pearce, R (1, 9) OBP: 0.338, SLG: 0.583				G6-3				K		3	0	0	0	0	1	1																		
2 Jack Wilson, R (1, 6) OBP: 0.352, SLG: 0.442				P3				SH2-3	1B	3	1	1	0	0	0	0																		
57 Zach Duke, L (1, 1) ERA: 4.54	6.0	21	3	1	1	5	0	0	0	0	0	0	0	48	70	1.50		0.500	AB 31 R 1 H 5 RBI 1 BB 1 SO 6 LOB 7															
36 Russ Springer, R (7, 1) ERA: 2.22	1.0	W 4	1	0	0	1	0	0	0	0	0	0	0	13	19	0.00		1.000																
31 Ryan Franklin, R (8, 1) ERA: 2.72	1.0	4	1	0	0	0	0	0	0	0	0	0	0	11	14	0.00	1.000	WP: 0 PB: 0 SB: 0 CS: 0																
Troy Percival, R (9, 1) ERA: 1.85	1.0	4	0	0	0	0	1	0	0	0	0	0	0	7	13	0.00	1.000																	
Inning Stats	R: 0 E: 0 K: 0 S: 7	H: 0 LOB: 0 BB: 0 P: 10	R: 0 E: 0 K: 1 S: 7	H: 0 LOB: 0 BB: 0 P: 7	R: 0 E: 0 K: 1 S: 6	H: 0 LOB: 0 BB: 0 P: 8	R: 0 E: 0 K: 2 S: 14	H: 1 LOB: 0 BB: 0 P: 20	R: 0 E: 0 K: 1 S: 6	H: 0 LOB: 0 BB: 0 P: 11	R: 1 E: 0 K: 0 S: 8	H: 2 LOB: 1 BB: 0 P: 14	R: 0 E: 0 K: 1 S: 13	H: 1 LOB: 1 BB: 0 P: 19	R: 0 E: 0 K: 0 S: 11	H: 1 LOB: 1 BB: 0 P: 14	R: 0 E: 0 K: 0 S: 7	H: 0 LOB: 1 BB: 1 P: 13	1B: 4 2B: 0 3B: 1 HR: 0	SF: 0 SAC: 1 DP: 0 HBP: 0	WP: 0 PB: 0 SB: 0 CS: 0	PA: 33												
PITCHER	IP WLS BF H R ER SO BB IBB HBP BLK WP HR S P ERA WHIP	IP WLS BF H R ER SO BB IBB HBP BLK WP HR S P ERA WHIP																																
37 Todd Wellemeyer, R (1, 1) ERA: 4.54	6.0	21	3	1	1	5	0	0	0	0	0	0	0	48	70	1.50	0.500																	
36 Russ Springer, R (7, 1) ERA: 2.22	1.0	W 4	1	0	0	1	0	0	0	0	0	0	0	13	19	0.00	1.000																	
31 Ryan Franklin, R (8, 1) ERA: 2.72	1.0	4	1	0	0	0	0	0	0	0	0	0	0	11	14	0.00	1.000																	
Troy Percival, R (9, 1) ERA: 1.85	1.0	4	0	0	0	0	1	0	0	0	0	0	0	7	13	0.00	1.000																	

