Pittsburgh Pirates - 2009

| Batter | 1 | 2 | 3 | 4 | 5 | 6 | 7 | 8 | 9 | AB | R | H | RBI | BB | SO | LOB |
|---|---|---|---|---|---|---|---|---|---|---|---|---|---|---|---|---|
| 11 Jimmy Rollins, S (1, 6)<br>OBP: 0.500, SLG: 0.500 | P6 | | 8 G1 29 1B 1B | | F9 | | | K | | 2 | 1 | 1 | 0 | 0 | 0 | 0 |
| 71 J.J. Furmaniak, R (3, 6) | | | | | | | | | | 2 | 0 | 0 | 0 | 0 | 1 | 0 |
| 8 Shane Victorino, S (1, 8) | K | | G1 1-2 | | | P2 | | G4-3 | | 2 | 0 | 0 | 0 | 0 | 1 | 1 |
| 79 Jason Ellison, R (3, 8) | | | | | | | | | | 2 | 0 | 0 | 0 | 0 | 0 | 0 |
| 29 Raul Ibanez, L (1, 7)<br>OBP: 0.500, SLG: 0.500 | G3-1 | | 2-H 1B | | | 19 G4-3 2B | | | 40 1B 1B | 2 | 0 | 1 | 1 | 0 | 0 | 0 |
| 81 Jeremy Slayden, L (3, 7)<br>OBP: 1.000, SLG: 1.500 | | | | | | | | | | 2 | 1 | 2 | 0 | 0 | 0 | 0 |
| 6 Ryan Howard, L (1, 3) | | K | F7 | | | G4-3 2-3 | | | 40 1B 1-2 1B | 2 | 0 | 0 | 0 | 0 | 1 | 1 |
| 19 Greg Dobbs, L (3, 3)<br>OBP: 0.500, SLG: 0.500 | | | | | | | | | | 2 | 0 | 1 | 0 | 0 | 0 | 1 |
| Geoff Jenkins, L (1, 9)<br>OBP: 1.000, SLG: 1.000 | | 75 BB 12 BB BB | | 12 G6-4-3 1B | | K | | | 1-2 2-H 1B | 1 | 0 | 1 | 0 | 1 | 0 | 0 |
| 40 John Mayberry Jr., R (4, PR)<br>OBP: 0.500, SLG: 0.500 (4, 9) | | | | | | | | | | 2 | 0 | 1 | 1 | 0 | 1 | 1 |
| 12 Matt Stairs, L (1, 10) | | 75 BB 1-2 BB | | G6-4-3 1-2f | | | F7 | | K | 1 | 0 | 0 | 0 | 1 | 0 | 1 |
| 33 Andy Tracy, L (7, PH)<br>(7, 10) | | | | | | | | | | 2 | 0 | 0 | 0 | 0 | 1 | 2 |
| 75 Jason Donald, R (1, 4) | | 4 G5-4-3 1-2 2-3 BB | | F9 | | | K | | K | 1 | 0 | 0 | 0 | 1 | 0 | 1 |
| 22 Marcus Giles, R (6, 4) | | | | | | | | | | 2 | 0 | 0 | 0 | 0 | 2 | 2 |
| 4 Eric Bruntlett, R (1, 5) | | G5-4-3 1-2f | | | P6 | | K | | G1-3 | 2 | 0 | 0 | 0 | 0 | 0 | 3 |
| 87 Anthony Hewitt, R (7, PH)<br>(7, 5) | | | | | | | | | | 2 | 0 | 0 | 0 | 0 | 1 | 2 |
| 27 Chris Coste, R (1, 2) | | | G5-3 | | P6 | | | F8 | | 1 | 0 | 0 | 0 | 0 | 0 | 0 |
| Ronny Paulino, R (4, 2) | | | | | | | | | | 1 | 0 | 0 | 0 | 0 | 0 | 0 |
| 3 Lou Marson, R (6, 2) | | | | | | | | | | 1 | 0 | 0 | 0 | 0 | 0 | 0 |
| Inning Stats | R: 0 E: 0 K: 1 S: 5 H: 0 LOB: 0 BB: 0 P: 5 | R: 0 E: 0 K: 1 S: 4 H: 0 LOB: 2 BB: 3 P: 16 | R: 1 E: 0 K: 0 S: 5 H: 2 LOB: 1 BB: 0 P: 5 | R: 0 E: 0 K: 0 S: 3 H: 1 LOB: 1 BB: 0 P: 3 | R: 0 E: 0 K: 0 S: 3 H: 0 LOB: 0 BB: 0 P: 3 | R: 0 E: 0 K: 1 S: 6 H: 1 LOB: 1 BB: 0 P: 6 | R: 0 E: 0 K: 2 S: 7 H: 0 LOB: 0 BB: 0 P: 7 | R: 0 E: 0 K: 1 S: 5 H: 0 LOB: 0 BB: 0 P: 5 | R: 1 E: 0 K: 2 S: 10 H: 3 LOB: 2 BB: 0 P: 10 | 1B: 6 2B: 1 3B: 0 HR: 0 SF: 0 SAC: 0 DP: 2 HBP: 0 | | | | | | | |

TOP

Philadelphia Phillies @ Pittsburgh Pirates
McKechnie Field, Bradenton, FL
Wed Feb 25 2009, 1:05 PM EST
Att. 3,991 - Sunny - 77 F

livebaseballscorecards.com

| | |
|---|---|
| AB | 32 |
| R | 2 |
| H | 7 |
| RBI | 2 |
| BB | 3 |
| SO | 8 |
| LOB | 15 |

| PITCHER | | IP | WLS | BF | H | R | ER | SO | BB | IBB | HBP | BLK | WP | HR | S | P | ERA | WHIP |
|---|---|---|---|---|---|---|---|---|---|---|---|---|---|---|---|---|---|---|
| Chris Bootcheck, R<br>ERA: | (1, 1) | 1.0 | | 3 | 0 | 0 | 0 | 1 | 0 | 0 | 0 | 0 | 0 | 0 | 5 | 5 | 0.00 | 0.000 |
| 55 Matt Capps, R<br>ERA: | (2, 1) | 1.0 | | 5 | 0 | 0 | 0 | 1 | 3 | 0 | 0 | 0 | 0 | 0 | 4 | 16 | 0.00 | 3.000 |
| 58 Romulo Sanchez, R<br>ERA: 9.0 | (3, 1) | 1.0 | | 5 | 2 | 1 | 1 | 0 | 0 | 0 | 0 | 0 | 0 | 0 | 5 | 5 | 9.00 | 2.000 |
| 56 Donnie Veal, L<br>ERA: | (4, 1) | 1.0 | W | 3 | 1 | 0 | 0 | 0 | 0 | 0 | 0 | 0 | 0 | 0 | 3 | 3 | 0.00 | 1.000 |
| 63 Ronald Uviedo, R<br>ERA: | (5, 1) | 1.0 | | 3 | 0 | 0 | 0 | 0 | 0 | 0 | 0 | 0 | 0 | 0 | 3 | 3 | 0.00 | 0.000 |
| 65 Juan Mateo, R<br>ERA: | (6, 1) | 1.0 | | 4 | 1 | 0 | 0 | 1 | 0 | 0 | 0 | 0 | 0 | 0 | 6 | 6 | 0.00 | 1.000 |
| 38 Craig Hansen, R<br>ERA: | (7, 1) | 1.0 | | 3 | 0 | 0 | 0 | 2 | 0 | 0 | 0 | 0 | 0 | 0 | 7 | 7 | 0.00 | 0.000 |
| 47 Evan Meek, R<br>ERA: | (8, 1) | 1.0 | | 3 | 0 | 0 | 0 | 1 | 0 | 0 | 0 | 0 | 0 | 0 | 5 | 5 | 0.00 | 0.000 |
| 43 Jesse Chavez, R<br>ERA: 9.0 | (9, 1) | 1.0 | | 6 | 3 | 1 | 1 | 2 | 0 | 0 | 0 | 0 | 0 | 0 | 10 | 10 | 9.00 | 3.000 |

| Batter | 1 | 2 | 3 | 4 | 5 | 6 | 7 | 8 | 9 | AB | R | H | RBI | BB | SO | LOB |
|---|---|---|---|---|---|---|---|---|---|---|---|---|---|---|---|---|
| 3 Nyjer Morgan, L (1, 7)<br>OBP: 0.500, SLG: 0.500<br>68 Jeff Salazar, L (4, PH)<br>(5, 7) | G6-3 | | 12 2B 1B | K | G4-6-3<br>1-2f | | | F7 | | 2<br>3 | 1<br>0 | 1<br>0 | 0<br>0 | 0<br>0 | 0<br>1 | 0<br>4 |
| 12 Freddy Sanchez, R (1, 4)<br>OBP: 1.000, SLG: 1.500<br>73 Shelby Ford, S (4, PH)<br>OBP: 0.333, SLG: 1.333<br>(5, 4) | 13 FC3-6 1B | | 1-H 2B | 2-H 3-H HR | | F9 | | K | | 2<br>3 | 0<br>1 | 2<br>1 | 1<br>3 | 0<br>0 | 0<br>1 | 0<br>0 |
| 13 Nate McLouth, L (1, 8)<br>22 Andrew McCutchen, R (4, PH)<br>(5, 8) | FC3-6<br>1-2f | | K | P3 | | F7 | | | | 2<br>2 | 0<br>0 | 0<br>0 | 0<br>0 | 0<br>0 | 1<br>0 | 2<br>1 |
| 41 Ryan Doumit, S (1, 2)<br>23 Robinzon Diaz, R (5, PH)<br>OBP: 0.500, SLG: 0.500<br>(6, 2) | G6-3 | | F7 | | 51 2B 1B | G3 | | | | 2<br>2 | 0<br>1 | 0<br>1 | 0<br>0 | 0<br>0 | 0<br>0 | 2<br>0 |
| 25 Adam LaRoche, L (1, 3)<br>51 Steve Pearce, R (5, 3)<br>OBP: 1.000, SLG: 2.000 | | K | K | | 16 BB 19 G3-1<br>1-H 2B | | 53 WP BB | | | 2<br>1 | 0<br>1 | 0<br>1 | 0<br>1 | 0<br>1 | 2<br>0 | 1<br>0 |
| 18 Craig Monroe, R (1, 10)<br>53 Pedro Alvarez, L (7, PH)<br>(8, 10) | | 44 BB BB | | G5-3 | 19 G3-1 16 BB 71 1B BB | | K<br>1-2 | | | 1<br>1 | 1<br>0 | 0<br>0 | 0<br>0 | 2<br>0 | 0<br>1 | 0<br>1 |
| 44 Brandon Moss, L (1, 9)<br>16 Eric Hinske, L (5, PH)<br>(6, 9)<br>31 Jose Tabata, R (9, 9) | | 2 FC6-4 BB<br>1-2 | | 5 BB 2 1B BB | 71 1B 19 G3-1<br>1-2 2-3 BB | | F8 | | | 0<br>1<br>0 | 1<br>0<br>0 | 0<br>0<br>0 | 0<br>0<br>0 | 2<br>1<br>0 | 0<br>0<br>0 | 0<br>1<br>0 |
| 5 Ramón Vázquez, L (1, 5)<br>19 Neil Walker, S (5, PH)<br>(6, 5) | | K | 2 1B 73 HR BB<br>1-2 | | G3-1<br>1-2 2-3 3-H | | G1-3 | | | 1<br>2 | 1<br>0 | 0<br>0 | 0<br>1 | 1<br>0 | 1<br>0 | 2<br>3 |
| 2 Jack Wilson, R (1, 6)<br>OBP: 0.500, SLG: 0.500<br>71 Anderson Machado, S (4, PR)<br>OBP: 0.500, SLG: 0.500<br>(5, 6) | FC6-4<br>1-2f | | | 73 HR 1B<br>1-3 2-H | 68 G4-6-3<br>2-3 3-H 1B | | | K<br>1-2 | | 2<br>2 | 0<br>1 | 1<br>1 | 1<br>1 | 0<br>0 | 0<br>1 | 2<br>0 |
| Inning Stats | R: 0 E: 0 K: 0 S: 4 H: 1 LOB: 1 BB: 0 P: 4 | R: 0 E: 0 K: 2 S: 7 H: 0 LOB: 2 BB: 2 P: 15 | R: 1 E: 0 K: 2 S: 9 H: 2 LOB: 1 BB: 0 P: 9 | R: 4 E: 0 K: 1 S: 9 H: 2 LOB: 1 BB: 2 P: 19 | R: 3 E: 0 K: 0 S: 5 H: 3 LOB: 1 BB: 2 P: 13 | R: 0 E: 0 K: 0 S: 3 H: 0 LOB: 0 BB: 0 P: 3 | R: 0 E: 0 K: 1 S: 5 H: 0 LOB: 1 BB: 1 P: 9 | R: 0 E: 0 K: 2 S: 7 H: 0 LOB: 0 BB: 0 P: 7 | | 1B: 5<br>2B: 2<br>3B: 0<br>HR: 1 | SF: 0<br>SAC: 0<br>DP: 1<br>HBP: 0 | | | WP: 1<br>PB: 0<br>SB: 0<br>CS: 0 | PA: 38 | | |

# BOTTOM

Philadelphia Phillies @ Pittsburgh Pirates
McKechnie Field, Bradenton, FL
Wed Feb 25 2009, 1:05 PM EST
Att. 3,991 - Sunny - 77 F

livebaseballscorecards.com

| | |
|---|---|
| AB | 31 |
| R | 8 |
| H | 8 |
| RBI | 8 |
| BB | 7 |
| SO | 8 |
| LOB | 19 |

| PITCHER | | IP | WLS | BF | H | R | ER | SO | BB | IBB | HBP | BLK | WP | HR | S | P | ERA | WHIP |
|---|---|---|---|---|---|---|---|---|---|---|---|---|---|---|---|---|---|---|
| 50 Jamie Moyer, L<br>ERA: | (1, 1) | 2.0 | | 9 | 1 | 0 | 0 | 2 | 2 | 0 | 0 | 0 | 0 | 0 | 11 | 19 | 0.00 | 1.500 |
| 56 Joe Blanton, R<br>ERA: 9.0 | (3, 1) | 1.0 | | 5 | 2 | 1 | 1 | 2 | 0 | 0 | 0 | 0 | 0 | 0 | 9 | 9 | 9.00 | 2.000 |
| 49 Joe Bisenius, R<br>ERA: 36.0 | (4, 1) | 1.0 | L | 7 | 2 | 4 | 4 | 1 | 2 | 0 | 0 | 0 | 0 | 1 | 9 | 19 | 36.00 | 4.000 |
| 68 Scott Nestor, R<br>ERA: 27.0 | (5, 1) | 1.0 | | 7 | 3 | 3 | 3 | 0 | 2 | 0 | 0 | 0 | 0 | 0 | 5 | 13 | 27.00 | 5.000 |
| 58 Dave Borkowski, R<br>ERA: | (6, 1) | 1.0 | | 3 | 0 | 0 | 0 | 0 | 0 | 0 | 0 | 0 | 0 | 0 | 3 | 3 | 0.00 | 0.000 |

| PITCHER | | IP | WLS | BF | H | R | ER | SO | BB | IBB | HBP | BLK | WP | HR | S | P | ERA | WHIP |
|---|---|---|---|---|---|---|---|---|---|---|---|---|---|---|---|---|---|---|
| 82 Jake Woods, L<br>ERA: | (7, 1) | 1.0 | | 4 | 0 | 0 | 0 | 1 | 1 | 0 | 0 | 0 | 1 | 0 | 5 | 9 | 0.00 | 1.000 |
| 52 Mike Koplove, R<br>ERA: | (8, 1) | 1.0 | | 3 | 0 | 0 | 0 | 2 | 0 | 0 | 0 | 0 | 0 | 0 | 7 | 7 | 0.00 | 0.000 |

# Pittsburgh Pirates @ Boston Red Sox

Tradition Field, Port St. Lucie, FL

Thu Feb 26 2009, 1:05 PM EST

Att. 7,286 - Sunny - 77 F

livebaseballscorecards.com

## TOP

| Batter | 1 | 2 | 3 | 4 | 5 | 6 | 7 | 8 | 9 | AB | R | H | RBI | BB | SO | LOB |
|---|---|---|---|---|---|---|---|---|---|---|---|---|---|---|---|---|
| 3 Nyjer Morgan, L (1, 7)<br>OBP: 0.200, SLG: 0.200<br>69 Garrett Jones, L (6, 9) | L6 | | F7 | | | G4-3 | | F7 | | 3 0 0 0 0 0 1<br>1 0 0 0 0 0 0 | | | | | | |
| 22 Andrew McCutchen, R (1, 8)<br>68 Jeff Salazar, L (6, 8) | K | | K<br>1-2 | | | 19<br>1B<br>BB | | | K | 2 0 0 0 1 2 1<br>1 0 0 0 0 1 0 | | | | | | |
| 15 Andy LaRoche, R (1, 5)<br>OBP: 0.500, SLG: 0.500<br>19 Neil Walker, S (5, 5)<br>OBP: 0.500, SLG: 0.333 | 1B | | | G6-3 | | 1-3<br>1B | | | 31<br>BB<br>53<br>2B<br>BB | 2 0 1 0 0 0 0<br>1 1 1 0 1 0 0 | | | | | | |
| 16 Eric Hinske, L (1, 9)<br>31 Jose Tabata, R (4, 9)<br>(6, 7) | G3 | | | G4-3 | | F7 | | | 53<br>2B<br>64<br>G3-1<br>1-2<br>BB | 2 0 0 0 0 0 1<br>1 1 0 0 1 0 2 | | | | | | |
| 44 Brandon Moss, L (1, 10)<br>OBP: 0.600, SLG: 0.333<br>53 Pedro Alvarez, L (9, PH)<br>OBP: 0.500, SLG: 1.000<br>(9, 10) | | 35<br>L1-3<br>1B | | K | | G4-3 | | 64<br>G3-1<br>1-3<br>2-H<br>10<br>E<br>2B | | 3 0 1 0 0 1 0<br>1 1 1 1 0 0 0 | | | | | | |
| 51 Steve Pearce, R (1, 3)<br>OBP: 0.500, SLG: 0.667<br>37 Andy Phillips, R (5, 3) | | F9 | | | K | F9 | | | 10<br>E<br>64<br>G3-1<br>HBP | 2 0 0 0 0 1 1<br>1 0 0 0 0 0 0 | | | | | | |
| 35 Jason Jaramillo, S (1, 2)<br>64 Steven Lerud, L (6, 2) | | L1-3<br>1-1 | | | G6-3 | | K | | G3-1<br>1-2<br>2-3<br>3-H | 2 0 0 0 0 0 1<br>2 0 0 1 0 1 2 | | | | | | |
| 10 Brian Bixler, R (1, 6) | | | K | | G5-3 | | | F9 | E6<br>2-3<br>3-H | 4 0 0 0 0 1 1 | | | | | | |
| 73 Shelby Ford, S (1, 4)<br>OBP: 0.400, SLG: 1.000<br>70 Pedro Lopez, R (6, 4) | | | 22<br>S<br>1B | | | F7 | | G4-3 | F7 | 2 0 1 0 0 0 0<br>2 0 0 0 0 0 2 | | | | | | |
| Inning Stats | R: 0<br>E: 0<br>K: 1<br>S: 6<br>H: 1<br>LOB: 1<br>BB: 0<br>P: 6 | R: 0<br>E: 0<br>K: 0<br>S: 3<br>H: 1<br>LOB: 0<br>BB: 0<br>P: 3 | R: 0<br>E: 0<br>K: 2<br>S: 8<br>H: 1<br>LOB: 1<br>BB: 0<br>P: 8 | R: 0<br>E: 0<br>K: 1<br>S: 5<br>H: 0<br>LOB: 0<br>BB: 0<br>P: 5 | R: 0<br>E: 0<br>K: 1<br>S: 5<br>H: 0<br>LOB: 0<br>BB: 0<br>P: 5 | R: 0<br>E: 0<br>K: 0<br>S: 4<br>H: 1<br>LOB: 2<br>BB: 1<br>P: 8 | R: 0<br>E: 0<br>K: 1<br>S: 5<br>H: 0<br>LOB: 0<br>BB: 0<br>P: 5 | R: 0<br>E: 0<br>K: 0<br>S: 3<br>H: 0<br>LOB: 0<br>BB: 0<br>P: 3 | R: 3<br>E: 1<br>K: 1<br>S: 7<br>H: 1<br>LOB: 2<br>BB: 2<br>P: 16 | 1B: 4<br>2B: 2<br>3B: 0<br>HR: 0<br>SF: 0<br>SAC: 0<br>DP: 1<br>HBP: 1 | WP: 0<br>PB: 0<br>SB: 1<br>CS: 0<br>PA: 36 | | | | | |

| | AB | 32 |
|---|---|---|
| | R | 3 |
| | H | 5 |
| | RBI | 2 |
| | BB | 3 |
| | SO | 7 |
| | LOB | 12 |

| PITCHER | | IP | WLS | BF | H | R | ER | SO | BB | IBB | HBP | BLK | WP | HR | S | P | ERA | WHIP |
|---|---|---|---|---|---|---|---|---|---|---|---|---|---|---|---|---|---|---|
| 31 Jon Lester, L<br>ERA: | (1, 1) | 2.0 | | 7 | 2 | 0 | 0 | 1 | 0 | 0 | 0 | 0 | 0 | 0 | 9 | 9 | 0.00 | 1.000 |
| 24 Takashi Saito, R<br>ERA: | (3, 1) | 1.0 | H | 4 | 1 | 0 | 0 | 2 | 0 | 0 | 0 | 0 | 0 | 0 | 8 | 8 | 0.00 | 1.000 |
| 37 Hideki Okajima, L<br>ERA: | (4, 1) | 1.0 | H | 3 | 0 | 0 | 0 | 1 | 0 | 0 | 0 | 0 | 0 | 0 | 5 | 5 | 0.00 | 0.000 |
| Wes Littleton, R<br>ERA: | (5, 1) | 1.0 | H | 3 | 0 | 0 | 0 | 1 | 0 | 0 | 0 | 0 | 0 | 0 | 5 | 5 | 0.00 | 0.000 |
| 53 Fernando Cabrera, R<br>ERA: | (6, 1) | 1.0 | H | 5 | 1 | 0 | 0 | 0 | 1 | 0 | 0 | 0 | 0 | 0 | 4 | 8 | 0.00 | 2.000 |

| PITCHER | | IP | WLS | BF | H | R | ER | SO | BB | IBB | HBP | BLK | WP | HR | S | P | ERA | WHIP |
|---|---|---|---|---|---|---|---|---|---|---|---|---|---|---|---|---|---|---|
| 75 Hunter Jones, L<br>ERA: | (7, 1) | 1.0 | H | 3 | 0 | 0 | 0 | 1 | 0 | 0 | 0 | 0 | 0 | 0 | 5 | 5 | 0.00 | 0.000 |
| 90 Adam Mills, R<br>ERA: | (8, 1) | 1.0 | H | 3 | 0 | 0 | 0 | 0 | 0 | 0 | 0 | 0 | 0 | 0 | 3 | 3 | 0.00 | 0.000 |
| 96 Richard Lentz, R<br>ERA: 54.0 | (9, 1) | 0.1 | L | 5 | 1 | 3 | 2 | 1 | 2 | 0 | 1 | 0 | 0 | 0 | 4 | 13 | 54.00 | 9.000 |
| 96 Mike James, R<br>ERA: | (9, 1) | 0.2 | B | 3 | 0 | 0 | 0 | 0 | 0 | 0 | 0 | 0 | 0 | 0 | 3 | 3 | 0.00 | 0.000 |

# Pittsburgh Pirates @ Boston Red Sox

Tradition Field, Port St. Lucie, FL

Thu Feb 26 2009, 1:05 PM EST

Att. 7,286 - Sunny - 77 F

## BOTTOM

| Batter | 1 | 2 | 3 | 4 | 5 | 6 | 7 | 8 | 9 | AB | R | H | RBI | BB | SO | LOB |
|---|---|---|---|---|---|---|---|---|---|---|---|---|---|---|---|---|
| 23 Julio Lugo, R (1, 6) | G6-3 | K | | | G4-3 | | | K 1-2 | | 3 | 0 | 0 | 0 | 0 | 1 | 1 |
| 76 Argenis Diaz, R (6, 6) | | | | | | | | | | 1 | 0 | 0 | 0 | 0 | 1 | 1 |
| 15 Dustin Pedroia, R (1, 4) OBP: 0.500, SLG: 0.600 | BB: 33 E, 34 G4-3, 55 1B | K | | | G1-3 | | | G5-3 | | 2 | 1 | 0 | 0 | 1 | 1 | 1 |
| 85 Ivan Ochoa, R (6, 4) OBP: 0.333, SLG: 0.333 | | | | | | | | | | 1 | 0 | 0 | 0 | 0 | 0 | 1 |
| 34 David Ortiz, L (1, 10) | G4-3 1-2 | | K | | | G4-3 | | | F7 | 3 | 0 | 0 | 0 | 0 | 1 | 1 |
| 54 Chris Carter, L (9, PH) | | | | | | | | | | 1 | 0 | 0 | 0 | 0 | 0 | 0 |
| 7 J.D. Drew, L (1, 9) | BB: 33 E, 55 1B | | K | | | K | | | F8 | 2 | 1 | 0 | 0 | 1 | 2 | 0 |
| 82 Josh Reddick, L (7, 9) | | | | | | | | | | 1 | 0 | 0 | 0 | 0 | 0 | 0 |
| 33 Jason Varitek, S (1, 2) | E6 55 1B 1-2 2-3 | | G4-3 | | | G6-3 | | | BB | 2 | 0 | 0 | 0 | 0 | 0 | 2 |
| 74 Carlos Maldonado, R (5, 2) | | | | | | | | | | 1 | 0 | 0 | 0 | 1 | 0 | 0 |
| 16 George Kottaras, L (9, PR) | | | | | | | | | | 0 | 0 | 0 | 0 | 0 | 0 | 0 |
| 55 Jeff Bailey, R (1, 3) OBP: 0.800, SLG: 0.750 | 1B 1-2 2-H 3-H | | | F8 | | | G6-3 | | K | 2 | 0 | 1 | 2 | 0 | 0 | 0 |
| 78 Lars Anderson, L (5, 3) | | | | | | | | | | 2 | 0 | 0 | 0 | 0 | 1 | 1 |
| 16 Paul McAnulty, L (1, 7) OBP: 0.200, SLG: 0.200 | L4 | | | P5 | | | K | | | 3 | 0 | 0 | 0 | 0 | 1 | 2 |
| 87 Zach Daeges, L (8, 7) | | | | | | | | | | 0 | 0 | 0 | 0 | 0 | 0 | 0 |
| 22 Nick Green, R (1, 5) OBP: 0.333, SLG: 0.333 | | 13 WP 1B | | K | | | F8 | | | 3 | 0 | 1 | 0 | 0 | 1 | 0 |
| 70 Gil Velazquez, R (8, 5) | | | | | | | | | | 0 | 0 | 0 | 0 | 0 | 0 | 0 |
| 13 Chip Ambres, R (1, 8) OBP: 0.250, SLG: 0.250 | | K 1-2 | | | F8 | | | 76 CS 1B | | 3 | 0 | 1 | 0 | 0 | 1 | 1 |
| 60 Jonathan Van Every, L (8, PR) (9, 8) | | | | | | | | | | 0 | 0 | 0 | 0 | 0 | 0 | 0 |
| Inning Stats | R: 2 E: 1 K: 0 S: 5 H: 1 LOB: 2 BB: 2 P: 13 | R: 0 E: 0 K: 3 S: 10 H: 1 LOB: 1 BB: 0 P: 11 | R: 0 E: 0 K: 2 S: 7 H: 0 LOB: 0 BB: 0 P: 7 | R: 0 E: 0 K: 1 S: 5 H: 0 LOB: 0 BB: 0 P: 5 | R: 0 E: 0 K: 0 S: 3 H: 0 LOB: 0 BB: 0 P: 3 | R: 0 E: 0 K: 1 S: 5 H: 0 LOB: 0 BB: 0 P: 5 | R: 0 E: 0 K: 1 S: 5 H: 0 LOB: 0 BB: 0 P: 5 | R: 0 E: 0 K: 1 S: 5 H: 1 LOB: 1 BB: 0 P: 6 | R: 0 E: 0 K: 1 S: 5 H: 0 LOB: 1 BB: 1 P: 9 | 1B: 3 2B: 1 3B: 0 HR: 0 | | SF: 0 SAC: 0 DP: 1 HBP: 0 | | | | |

| | |
|---|---|
| AB | 30 |
| R | 2 |
| H | 3 |
| RBI | 2 |
| BB | 3 |
| SO | 10 |
| LOB | 11 |

WP: 1 PB: 0 SB: 0 CS: 1 PA: 33

livebaseballscorecards.com

### PITCHER

| PITCHER | | IP | WLS | BF | H | R | ER | SO | BB | IBB | HBP | BLK | WP | HR | S | P | ERA | WHIP |
|---|---|---|---|---|---|---|---|---|---|---|---|---|---|---|---|---|---|---|
| 45 Ian Snell, R | (1, 1) | 2.0 | | 11 | 2 | 2 | 0 | 3 | 2 | 0 | 0 | 0 | 1 | 0 | 15 | 24 | 0.00 | 2.000 |
| ERA: | | | | | | | | | | | | | | | | | | |
| 49 Ross Ohlendorf, R | (3, 1) | 2.0 | | 6 | 0 | 0 | 0 | 3 | 0 | 0 | 0 | 0 | 0 | 0 | 12 | 12 | 0.00 | 0.000 |
| ERA: | | | | | | | | | | | | | | | | | | |
| 46 Jimmy Barthmaier, R | (5, 1) | 1.0 | | 3 | 0 | 0 | 0 | 0 | 0 | 0 | 0 | 0 | 0 | 0 | 3 | 3 | 0.00 | 0.000 |
| ERA: | | | | | | | | | | | | | | | | | | |
| 54 Denny Bautista, R | (6, 1) | 1.0 | | 3 | 0 | 0 | 0 | 1 | 0 | 0 | 0 | 0 | 0 | 0 | 5 | 5 | 0.00 | 0.000 |
| ERA: | | | | | | | | | | | | | | | | | | |
| 17 Sean Burnett, L | (7, 1) | 1.0 | | 3 | 0 | 0 | 0 | 1 | 0 | 0 | 0 | 0 | 0 | 0 | 5 | 5 | 0.00 | 0.000 |
| ERA: | | | | | | | | | | | | | | | | | | |
| 30 Tyler Yates, R | (8, 1) | 1.0 | W | 3 | 1 | 0 | 0 | 1 | 0 | 0 | 0 | 0 | 0 | 0 | 5 | 6 | 0.00 | 1.000 |
| ERA: | | | | | | | | | | | | | | | | | | |
| 67 Daniel Haigwood, L | (9, 1) | 1.0 | S | 4 | 0 | 0 | 0 | 1 | 1 | 0 | 0 | 0 | 0 | 0 | 5 | 9 | 0.00 | 1.000 |
| ERA: | | | | | | | | | | | | | | | | | | |

# Atlanta Braves @ Pittsburgh Pirates

McKechnie Field, Bradenton, FL

Fri Feb 27 2009, 1:05 PM EST

Att. 2,994 - Partly Cloudy - 80 F

TOP

livebaseballscorecards.com

| Batter | 1 | 2 | 3 | 4 | 5 | 6 | 7 | 8 | 9 | AB | R | H | RBI | BB | SO | LOB |
|---|---|---|---|---|---|---|---|---|---|---|---|---|---|---|---|---|
| Josh Anderson, L (1, 8)<br>OBP: 0.333, SLG: 0.500 | G3-1 | | G3<br>1-2 | | 10<br>HR<br>2B | | G3-1 | | F7 | 3 | 1 | 1 | 0 | 0 | 0 | 1 |
| 1 Grégor Blanco, L (5, 8)<br>OBP: 0.333, SLG: 0.333 | | | | | | | | | | 2 | 0 | 0 | 0 | 0 | 0 | 0 |
| 4 Omar Infante, R (1, 6)<br>OBP: 0.200, SLG: 0.400 | G5-3 | | 16<br>BB<br>2-H<br>2B | | G6-3 | | K | | K | 3 | 0 | 1 | 1 | 0 | 0 | 1 |
| 75 Brandon Hicks, R (5, 6) | | | | | | | | | | 2 | 0 | 0 | 0 | 0 | 2 | 0 |
| 10 Chipper Jones, S (1, 5)<br>OBP: 0.400, SLG: 1.000 | G6-3 | | 16<br>BB<br>BB | | 2-H<br>HR | | G5-3 | | | 2 | 1 | 1 | 2 | 1 | 0 | 0 |
| 68 Brooks Conrad, S (5, 4) | | | | | | | | | | 1 | 0 | 0 | 0 | 0 | 0 | 0 |
| 16 Brian McCann, L (1, 2)<br>OBP: 0.667, SLG: 0.500 | | 23<br>G5-4-3<br>7<br>BB<br>BB | 7<br>FC6-4<br>1-2<br>2-3<br>BB | | 7<br>BB<br>1B | | | 77<br>1B<br>28<br>FC3-6<br>2B | | 1 | 0 | 1 | 0 | 2 | 0 | 0 |
| 69 Alvin Colina, R (5, 2)<br>OBP: 1.000, SLG: 2.000 | | | | | | | | | | 1 | 1 | 1 | 0 | 0 | 0 | 0 |
| 7 Jeff Francoeur, R (1, 9)<br>OBP: 0.300, SLG: 0.125 | | 23<br>G5-4-3<br>1-2<br>BB | FC6-4<br>1-2f | | 23<br>G6-4-3<br>1-2<br>BB | | | 28<br>FC3-6<br>2-3<br>1B | | 1 | 0 | 0 | 0 | 2 | 0 | 3 |
| 77 Jason Heyward, L (5, 9)<br>OBP: 0.500, SLG: 0.333 | | | | | | | | | | 1 | 0 | 1 | 0 | 0 | 0 | 0 |
| 23 Matt Diaz, R (1, 7)<br>OBP: 0.286, SLG: 0.167 | G5-4-3<br>1-2f<br>2-3 | | | G4-3 | G6-4-3<br>1-2f | | | FC3-6<br>14<br>FC6-4<br>1-2f<br>3-H | | 3 | 0 | 0 | 0 | 0 | 0 | 4 |
| 28 Brandon Jones, L (5, 7)<br>OBP: 0.286, SLG: 0.286 | | | | | | | | | | 1 | 0 | 0 | 1 | 0 | 0 | 1 |
| 76 Freddie Freeman, L (1, 3)<br>OBP: 0.286, SLG: 0.714 | G4-3 | | | K2-3 | | G4-3 | | FC6-4<br>1-2f | | 3 | 0 | 0 | 0 | 0 | 1 | 1 |
| 14 Martín Prado, R (6, 3) | | | | | | | | | | 1 | 0 | 0 | 0 | 0 | 0 | 1 |
| 20 Greg Norton, S (1, 10)<br>OBP: 0.333, SLG: 0.800 | | P4 | HR | | | F7 | | G3 | | 4 | 1 | 1 | 1 | 0 | 0 | 1 |
| 63 Diory Hernandez, R (1, 4) | | 4<br>2B<br>G3<br>BB | P3 | | | G5-3 | | | G6-3 | 3 | 1 | 0 | 0 | 1 | 0 | 0 |
| (5, 5) | | | | | | | | | | | | | | | | |

| | AB | 32 |
|---|---|---|
| | R | 5 |
| | H | 7 |
| | RBI | 5 |
| | BB | 6 |
| | SO | 3 |
| | LOB | 13 |

| Inning Stats | 1 | 2 | 3 | 4 | 5 | 6 | 7 | 8 | 9 | 1B: 2 | SF: 0 | WP: 0 | PA: 38 |
|---|---|---|---|---|---|---|---|---|---|---|---|---|---|
| R: | 0 | 0 | 1 | 1 | 2 | 0 | 0 | 1 | 0 | 2B: 3 | SAC: 0 | PB: 0 | |
| E: | 0 | 0 | 0 | 0 | 0 | 0 | 0 | 0 | 0 | 3B: 0 | DP: 2 | SB: 0 | |
| K: | 0 | 0 | 0 | 1 | 0 | 0 | 1 | 0 | 1 | HR: 2 | HBP: 0 | CS: 0 | |
| S: | 3 | 2 | 4 | 6 | 7 | 3 | 5 | 5 | 5 | | | | |
| H: | 0 | 0 | 1 | 1 | 3 | 0 | 0 | 2 | 0 | | | | |
| LOB: | 0 | 1 | 3 | 0 | 1 | 0 | 0 | 1 | 0 | | | | |
| BB: | 0 | 2 | 3 | 0 | 1 | 0 | 0 | 0 | 0 | | | | |
| P: | 3 | 10 | 16 | 8 | 13 | 3 | 5 | 5 | 5 | | | | |

| PITCHER | | IP | WLS | BF | H | R | ER | SO | BB | IBB | HBP | BLK | WP | HR | S | P | ERA | WHIP |
|---|---|---|---|---|---|---|---|---|---|---|---|---|---|---|---|---|---|---|
| 24 Tom Gorzelanny, L<br>ERA: | (1, 1) | 2.0 | | 7 | 0 | 0 | 0 | 0 | 2 | 0 | 0 | 0 | 0 | 0 | 5 | 13 | 0.00 | 1.000 |
| 74 Jason Davis, R<br>ERA: 9.0 | (3, 1) | 1.0 | L | 7 | 1 | 1 | 1 | 0 | 3 | 0 | 0 | 0 | 0 | 0 | 4 | 16 | 9.00 | 4.000 |
| 57 Zach Duke, L<br>ERA: 9.0 | (4, 1) | 1.0 | | 4 | 1 | 1 | 1 | 1 | 0 | 0 | 0 | 0 | 0 | 1 | 6 | 8 | 9.00 | 1.000 |
| 62 Daniel McCutchen, R<br>ERA: 18.0 | (5, 1) | 1.0 | | 6 | 3 | 2 | 2 | 0 | 1 | 0 | 0 | 0 | 0 | 1 | 7 | 13 | 18.00 | 4.000 |
| 50 David Davidson, L<br>ERA: | (6, 1) | 1.0 | | 3 | 0 | 0 | 0 | 0 | 0 | 0 | 0 | 0 | 0 | 0 | 3 | 3 | 0.00 | 0.000 |

| PITCHER | | IP | WLS | BF | H | R | ER | SO | BB | IBB | HBP | BLK | WP | HR | S | P | ERA | WHIP |
|---|---|---|---|---|---|---|---|---|---|---|---|---|---|---|---|---|---|---|
| 56 Donnie Veal, L<br>ERA: | (7, 1) | 1.0 | | 3 | 0 | 0 | 0 | 1 | 0 | 0 | 0 | 0 | 0 | 0 | 5 | 5 | 0.00 | 0.000 |
| 34 John Grabow, L<br>ERA: 9.0 | (8, 1) | 1.0 | | 5 | 2 | 1 | 1 | 0 | 0 | 0 | 0 | 0 | 0 | 0 | 5 | 5 | 9.00 | 2.000 |
| Chris Bootcheck, R<br>ERA: | (9, 1) | 1.0 | | 3 | 0 | 0 | 0 | 1 | 0 | 0 | 0 | 0 | 0 | 0 | 5 | 5 | 0.00 | 0.000 |

| Batter | 1 | 2 | 3 | 4 | 5 | 6 | 7 | 8 | 9 | AB | R | H | RBI | BB | SO | LOB |
|---|---|---|---|---|---|---|---|---|---|---|---|---|---|---|---|---|
| 13 Nate McLouth, L (1, 8)<br>22 Andrew McCutchen, R (6, 8) | G3 | | K | | | K | | F7 | P3 | 2<br>3 | 0<br>0 | 0<br>0 | 0<br>0 | 0<br>0 | 1<br>1 | 0<br>2 |
| 2 Jack Wilson, R (1, 6)<br>OBP: 0.250, SLG: 0.250<br>71 Anderson Machado, S (6, 6)<br>OBP: 0.200, SLG: 0.200 | F8 | | | F9 | | K | | K | P6 | 2<br>3 | 0<br>0 | 0<br>0 | 0<br>0 | 0<br>0 | 0<br>2 | 0<br>2 |
| 12 Freddy Sanchez, R (1, 4)<br>OBP: 0.500, SLG: 0.750<br>73 Shelby Ford, S (6, 4)<br>OBP: 0.429, SLG: 0.857 | F8 | | | G6-3 | | E5<br>35 BB<br>1-2 | | 69 BB<br>35 1B<br>53 WP<br>1B | | 2<br>2 | 0<br>1 | 0<br>1 | 0<br>0 | 0<br>0 | 0<br>0 | 0<br>1 |
| 41 Ryan Doumit, S (1, 2)<br>OBP: 0.250, SLG: 0.250<br>35 Jason Jaramillo, S (6, 2)<br>OBP: 0.500, SLG: 0.333 | | G6-3 | | 1B | | BB<br>1-2<br>2-3 | | 53 WP<br>69 BB<br>53 BB<br>1-2<br>1B | | 2<br>1 | 0<br>0 | 1<br>1 | 0<br>0 | 0<br>1 | 0<br>0 | 0<br>0 |
| 25 Adam LaRoche, L (1, 3)<br>OBP: 0.250, SLG: 0.250<br>69 Garrett Jones, L (6, 3) | | 1B | | K | | F8 | | 53 WP<br>1-2<br>2-3<br>BB | | 2<br>1 | 0<br>0 | 1<br>0 | 0<br>0 | 0<br>1 | 1<br>0 | 1<br>3 |
| 53 Pedro Alvarez, L (1, 10)<br>OBP: 0.500, SLG: 0.600 | | F7 | | | G3 | | 19 G6-3<br>31 BB<br>1B | 1-2<br>2-H<br>3-H<br>BB | | 3 | 0 | 1 | 0 | 1 | 0 | 1 |
| 31 Jose Tabata, R (1, 9) | | K | | | K | | 19 G6-3<br>1-2<br>BB | | 19 2B<br>BB | 2 | 1 | 0 | 0 | 2 | 2 | 1 |
| 5 Ramón Vázquez, L (1, 5)<br>19 Neil Walker, S (6, 5)<br>OBP: 0.500, SLG: 0.600 | | | G6-3 | | K | | G6-3<br>1-2f<br>2-3 | | 37 F9<br>1-H<br>2B | 2<br>2 | 0<br>0 | 0<br>1 | 0<br>1 | 0<br>0 | 1<br>0 | 0<br>2 |
| 68 Jeff Salazar, L (1, 7)<br>37 Andy Phillips, R (9, PH) | | | K | | | 35 BB<br>73 E<br>BB | | K | F9<br>2-3 | 2<br>1 | 0<br>0 | 0<br>0 | 0<br>0 | 1<br>0 | 2<br>0 | 1<br>1 |
| Inning Stats | R: 0<br>E: 0<br>K: 0<br>S: 3<br>H: 0<br>LOB: 0<br>BB: 0<br>P: 3 | R: 0<br>E: 0<br>K: 1<br>S: 6<br>H: 1<br>LOB: 1<br>BB: 0<br>P: 6 | R: 0<br>E: 0<br>K: 2<br>S: 7<br>H: 0<br>LOB: 0<br>BB: 0<br>P: 7 | R: 0<br>E: 0<br>K: 1<br>S: 6<br>H: 1<br>LOB: 1<br>BB: 0<br>P: 6 | R: 0<br>E: 0<br>K: 2<br>S: 7<br>H: 0<br>LOB: 0<br>BB: 0<br>P: 7 | R: 0<br>E: 1<br>K: 2<br>S: 8<br>H: 0<br>LOB: 3<br>BB: 2<br>P: 16 | R: 0<br>E: 0<br>K: 1<br>S: 5<br>H: 1<br>LOB: 1<br>BB: 1<br>P: 9 | R: 1<br>E: 0<br>K: 1<br>S: 6<br>H: 2<br>LOB: 2<br>BB: 2<br>P: 14 | R: 1<br>E: 0<br>K: 0<br>S: 4<br>H: 1<br>LOB: 1<br>BB: 1<br>P: 8 | 1B: 5<br>2B: 1<br>3B: 0<br>HR: 0<br>SF: 0<br>SAC: 0<br>DP: 1<br>HBP: 0 | | | | | | |

| PITCHER | IP | WLS | BF | H | R | ER | SO | BB | IBB | HBP | BLK | WP | HR | S | P | ERA | WHIP |
|---|---|---|---|---|---|---|---|---|---|---|---|---|---|---|---|---|---|
| 11 Kenshin Kawakami, R (1, 1)<br>ERA: | 2.0 | W | 7 | 1 | 0 | 0 | 1 | 0 | 0 | 0 | 0 | 0 | 0 | 9 | 9 | 0.00 | 0.500 |
| 38 Buddy Carlyle, R (3, 1)<br>ERA: | 2.0 | H | 7 | 1 | 0 | 0 | 3 | 0 | 0 | 0 | 0 | 0 | 0 | 13 | 13 | 0.00 | 0.500 |
| 71 Mariano Gomez, L (5, 1)<br>ERA: | 1.0 | | 3 | 0 | 0 | 0 | 2 | 0 | 0 | 0 | 0 | 0 | 0 | 7 | 7 | 0.00 | 0.000 |
| 72 Kris Medlen, R (6, 1)<br>ERA: | 1.0 | | 6 | 0 | 0 | 0 | 2 | 2 | 0 | 0 | 0 | 0 | 0 | 8 | 16 | 0.00 | 2.000 |
| 66 Todd Redmond, R (7, 1)<br>ERA: | 1.0 | | 4 | 1 | 0 | 0 | 1 | 1 | 0 | 0 | 0 | 0 | 0 | 5 | 9 | 0.00 | 2.000 |

| PITCHER | IP | WLS | BF | H | R | ER | SO | BB | IBB | HBP | BLK | WP | HR | S | P | ERA | WHIP |
|---|---|---|---|---|---|---|---|---|---|---|---|---|---|---|---|---|---|
| 54 Anthony Lerew, R (8, 1)<br>ERA: 9.0 | 1.0 | | 6 | 2 | 1 | 1 | 1 | 2 | 0 | 0 | 0 | 1 | 0 | 6 | 14 | 9.00 | 4.000 |
| Kevin Gunderson, L (9, 1)<br>ERA: 9.0 | 1.0 | | 5 | 1 | 1 | 1 | 0 | 1 | 0 | 0 | 0 | 0 | 0 | 4 | 8 | 9.00 | 2.000 |

# BOTTOM

# Atlanta Braves @ Pittsburgh Pirates

McKechnie Field, Bradenton, FL

Fri Feb 27 2009, 1:05 PM EST

Att. 2,994 - Partly Cloudy - 80 F

livebaseballscorecards.com

| | |
|---|---|
| AB | 32 |
| R | 2 |
| H | 6 |
| RBI | 1 |
| BB | 6 |
| SO | 10 |
| LOB | 15 |

1B: 5 SF: 0 WP: 1 PA: 38
2B: 1 SAC: 0 PB: 0
3B: 0 DP: 1 SB: 0
HR: 0 HBP: 0 CS: 0

| Batter | 1 | 2 | 3 | 4 | 5 | 6 | 7 | 8 | 9 | AB | R | H | RBI | BB | SO | LOB |
|---|---|---|---|---|---|---|---|---|---|---|---|---|---|---|---|---|
| 3 Nyjer Morgan, L (1, 8)<br>OBP: 0.250, SLG: 0.250 | C B F C<br>1-3<br>K ① | | X<br>0-0<br>G4-3 ① | | X<br>0-0<br>22 S<br>5 1B<br>1B | | C B F X<br>1-2<br>1-H<br>HR | | X<br>0-0<br>F8 ③ | 3 | 1 | 1 | 0 | 0 | 1 | 0 |
| 68 Jeff Salazar, L (5, 7)<br>OBP: 0.222, SLG: 0.500 | | | | | | | | | | 2 | 1 | 1 | 2 | 0 | 0 | 0 |
| 22 Andrew McCutchen, R (1, 7) (5, 8) | X<br>0-0<br>E6<br>25 S | | B C B B B B<br>4-1<br>5<br>G4-6-3<br>BB | | C S S<br>0-3<br>K ①<br>1-2 | | C S S<br>0-3<br>K ② | | | 3 | 0 | 0 | 0 | 1 | 2 | 1 |
| 5 Ramón Vázquez, L (1, 4)<br>OBP: 0.286, SLG: 0.167 | X<br>0-0<br>P3 ② | | X<br>0-0 ② ③<br>G4-6-3<br>1-2f | | X<br>0-0<br>25 CS<br>2-H<br>1B | | X<br>0-0<br>G5-3 ③ | | | 3 | 0 | 1 | 1 | 0 | 0 | 2 |
| 73 Shelby Ford, S (5, 4)<br>OBP: 0.375, SLG: 0.750 | | | | | | | | | | 1 | 0 | 0 | 0 | 0 | 0 | 0 |
| 25 Adam LaRoche, L (1, 3)<br>OBP: 0.143, SLG: 0.143 | C C B B B C<br>3-3<br>K ③<br>1-2 | | | X<br>0-0<br>G1-3 ① | C B B F B S<br>3-3<br>K ② ③<br>1-2 | | | X<br>0-0<br>F9 ① | | 3 | 0 | 0 | 0 | 0 | 2 | 2 |
| 37 Andy Phillips, R (5, 3) | | | | | | | | | | 1 | 0 | 0 | 0 | 0 | 0 | 0 |
| 18 Craig Monroe, R (1, 10)<br>OBP: 0.500, SLG: 1.000 | | X<br>0-0<br>G5-3 ① | | B X<br>1-0<br>HR | | C C C<br>0-3<br>K ① | | X<br>0-0<br>G4-3 ② | | 3 | 1 | 1 | 1 | 0 | 1 | 0 |
| 53 Pedro Alvarez, L (8, PH)<br>OBP: 0.429, SLG: 0.500 | | | | | | | | | | 1 | 0 | 0 | 0 | 0 | 0 | 0 |
| (8, 10) | | | | | | | | | | | | | | | | |
| 44 Brandon Moss, L (1, 9)<br>OBP: 0.500, SLG: 0.833 | | C X<br>0-1<br>HR | | X<br>0-0 ②<br>G4-3 | | X<br>0-0 ②<br>F8 | | X<br>0-0<br>1B | | 3 | 1 | 1 | 1 | 0 | 0 | 0 |
| 69 Garrett Jones, L (6, 9)<br>OBP: 0.500, SLG: 0.333 | | | | | | | | | | 1 | 0 | 1 | 0 | 0 | 0 | 0 |
| 15 Andy LaRoche, R (1, 5)<br>OBP: 0.400, SLG: 0.400 | | X<br>0-0 ②<br>F8 | | X<br>0-0<br>1B | | X<br>0-0 ③<br>G3-1 | | X<br>0-0 ③<br>G6-3 | | 3 | 0 | 1 | 0 | 0 | 0 | 0 |
| 19 Neil Walker, S (6, 5)<br>OBP: 0.429, SLG: 0.500 | | | | | | | | | | 1 | 0 | 0 | 0 | 0 | 0 | 1 |
| 10 Brian Bixler, R (1, 6)<br>OBP: 0.143, SLG: 0.286 | | X<br>0-0<br>2B | | X<br>0-0 ③<br>L8 | | | X<br>0-0 ①<br>F9 | | X<br>0-0 ①<br>P4 | 3 | 0 | 1 | 0 | 0 | 0 | 1 |
| 70 Pedro Lopez, R (7, 6) | | | | | | | | | | 1 | 0 | 0 | 0 | 0 | 0 | 0 |
| 23 Robinzon Diaz, R (1, 2)<br>OBP: 0.600, SLG: 1.250 | | X<br>0-0 ③<br>G5-3 | | | B X<br>1-0<br>HR | | B B B B<br>4-0<br>68 HR<br>BB | | X<br>0-0 ②<br>F7 | 2 | 2 | 1 | 1 | 1 | 0 | 1 |
| 64 Steven Lerud, L (7, 2) | | | | | | | | | | 1 | 0 | 0 | 0 | 0 | 0 | 0 |
| Inning Stats | R: 0<br>E: 1<br>K: 2<br>S: 8<br>H: 0<br>LOB: 1<br>BB: 0<br>P: 12 | R: 1<br>E: 0<br>K: 0<br>S: 6<br>H: 2<br>LOB: 1<br>BB: 0<br>P: 6 | R: 0<br>E: 0<br>K: 0<br>S: 3<br>H: 0<br>LOB: 0<br>BB: 1<br>P: 7 | R: 1<br>E: 0<br>K: 0<br>S: 5<br>H: 2<br>LOB: 1<br>BB: 0<br>P: 6 | R: 2<br>E: 0<br>K: 2<br>S: 9<br>H: 3<br>LOB: 1<br>BB: 0<br>P: 13 | R: 0<br>E: 0<br>K: 1<br>S: 5<br>H: 0<br>LOB: 0<br>BB: 0<br>P: 5 | R: 2<br>E: 0<br>K: 1<br>S: 8<br>H: 1<br>LOB: 0<br>BB: 1<br>P: 13 | R: 0<br>E: 0<br>K: 0<br>S: 4<br>H: 1<br>LOB: 1<br>BB: 0<br>P: 4 | R: 0<br>E: 0<br>K: 0<br>S: 3<br>H: 0<br>LOB: 0<br>BB: 0<br>P: 3 | 1B: 4<br>2B: 2<br>3B: 0<br>HR: 4<br>SF: 0<br>SAC: 0<br>DP: 2<br>HBP: 0 | | | | | | |

# TOP

## Pittsburgh Pirates @ Houston Astros

Osceola County Stadium, Kissimmee, FL

Sat Feb 28 2009, 1:05 PM EST

Att. 2,717 - Partly Cloudy - 77 F

livebaseballscorecards.com

| | |
|---|---|
| AB | 35 |
| R | 6 |
| H | 9 |
| RBI | 6 |
| BB | 2 |
| SO | 6 |
| LOB | 8 |

WP: 0 PB: 0 SB: 2 CS: 1 PA: 37

| PITCHER | | IP | WLS | BF | H | R | ER | SO | BB | IBB | HBP | BLK | WP | HR | S | P | ERA | WHIP |
|---|---|---|---|---|---|---|---|---|---|---|---|---|---|---|---|---|---|---|
| 38 Brian Moehler, R<br>ERA: 4.5 | (1, 1) | 2.0 | L | 9 | 2 | 1 | 1 | 2 | 0 | 0 | 0 | 0 | 0 | 1 | 14 | 18 | 4.50 | 1.000 |
| 52 Felipe Paulino, R<br>ERA: 4.5 | (3, 1) | 2.0 | | 8 | 2 | 1 | 1 | 0 | 1 | 0 | 0 | 0 | 0 | 1 | 8 | 13 | 4.50 | 1.500 |
| 47 Jose Valverde, R<br>ERA: 18.0 | (5, 1) | 1.0 | | 5 | 3 | 2 | 2 | 2 | 0 | 0 | 0 | 0 | 0 | 1 | 9 | 13 | 18.00 | 3.000 |
| 22 LaTroy Hawkins, R<br>ERA: | (6, 1) | 1.0 | | 3 | 0 | 0 | 0 | 1 | 0 | 0 | 0 | 0 | 0 | 0 | 5 | 5 | 0.00 | 0.000 |
| 48 Tim Byrdak, L<br>ERA: 9.0 | (7, 1) | 1.0 | | 5 | 1 | 2 | 2 | 1 | 1 | 0 | 0 | 0 | 0 | 1 | 8 | 13 | 18.00 | 2.000 |

| PITCHER | | IP | WLS | BF | H | R | ER | SO | BB | IBB | HBP | BLK | WP | HR | S | P | ERA | WHIP |
|---|---|---|---|---|---|---|---|---|---|---|---|---|---|---|---|---|---|---|
| 73 Jeff Fulchino, R<br>ERA: | (8, 1) | 1.0 | | 4 | 1 | 0 | 0 | 0 | 0 | 0 | 0 | 0 | 0 | 0 | 4 | 4 | 0.00 | 1.000 |
| 29 Geoff Geary, R<br>ERA: | (9, 1) | 1.0 | | 3 | 0 | 0 | 0 | 0 | 0 | 0 | 0 | 0 | 0 | 0 | 3 | 3 | 0.00 | 0.000 |

# Pittsburgh Pirates @ Houston Astros

Osceola County Stadium, Kissimmee, FL

Sat Feb 28 2009, 1:05 PM EST

Att. 2,717 - Partly Cloudy - 77 F

## BOTTOM

| Batter | 1 | 2 | 3 | 4 | 5 | 6 | 7 | 8 | 9 | AB | R | H | RBI | BB | SO | LOB |
|---|---|---|---|---|---|---|---|---|---|---|---|---|---|---|---|---|
| 3 Kazuo Matsui, S (1, 4)<br>OBP: 0.125, SLG: 0.125 | G6-3 | | | 9 E 17 SF9 1B | | K | | 21 3B 1B | G5-3 2-3 | 3 | 1 | 1 | 0 | 0 | 1 | 0 |
| 89 Jason Smith, L (7, 4)<br>OBP: 0.400, SLG: 0.800 | | | | | | | | | | 2 | 1 | 1 | 0 | 0 | 0 | 1 |
| 9 Hunter Pence, R (1, 9) | K | | | E6 1-3 | | S 1B 1B | | 4 1-H SF7 3B | P6 | 2 | 0 | 0 | 0 | 0 | 1 | 1 |
| 21 Michael Bourn, L (5, 8)<br>OBP: 0.444, SLG: 0.750 | | | | | | | | | | 3 | 2 | 2 | 1 | 0 | 0 | 1 |
| 17 Lance Berkman, S (1, 3)<br>OBP: 0.200, SLG: 0.250 | F9 | | | SF9 3-H | | K | | SF7 3-H | | 1 | 0 | 0 | 1 | 0 | 0 | 0 |
| 4 Jason Michaels, R (5, 9)<br>OBP: 0.125, SLG: 0.286 | | | | | | | | | | 1 | 0 | 0 | 1 | 0 | 1 | 1 |
| 29 Geoff Geary, R (9, 1) | | | | | | | | | | 0 | 0 | 0 | 0 | 0 | 0 | 0 |
| 19 Mark Saccomanno, R (9, 3)<br>OBP: 0.250, SLG: 0.750 | | | | | | | | | | 0 | 0 | 0 | 0 | 0 | 0 | 0 |
| 45 Carlos Lee, R (1, 7) | | G6-3 | | L9 | | 3B 1B | | S 1B | | 2 | 0 | 0 | 0 | 0 | 0 | 1 |
| John Gall, R (5, 3)<br>OBP: 0.500, SLG: 0.500 | | | | | | | | | | 2 | 1 | 2 | 1 | 0 | 0 | 0 |
| 30 Yordany Ramirez, R (8, PR) | | | | | | | | | | 0 | 0 | 0 | 0 | 0 | 0 | 0 |
| (9, 9) | | | | | | | | | | | | | | | | |
| 10 Miguel Tejada, R (1, 6)<br>OBP: 0.400, SLG: 0.500 | | G6-3 | | P3 | | 2-H 3B | | K 1-2 | | 2 | 0 | 0 | 0 | 0 | 0 | 1 |
| Matt Kata, S (5, 6)<br>OBP: 0.667, SLG: 1.333 | | | | | | | | | | 2 | 0 | 1 | 1 | 0 | 1 | 1 |
| 27 Geoff Blum, S (1, 10)<br>OBP: 0.143, SLG: 0.143 | K | | | | F7 | G3-1 | | BB | | 2 | 0 | 0 | 0 | 0 | 1 | 0 |
| 58 Drew Sutton, S (6, PH)<br>OBP: 0.500, SLG: 0.429 | | | | | | | | | | 1 | 0 | 0 | 0 | 1 | 0 | 1 |
| (7, 10) | | | | | | | | | | | | | | | | |
| 8 Aaron Boone, R (1, 5) | | G4-3 | | | | 46 G5-4-3 HBP | | F9 | | 2 | 0 | 0 | 0 | 0 | 1 | 0 |
| 65 Chris Johnson, R (6, 5)<br>OBP: 0.571, SLG: 1.400 | | | | | | | | | | 1 | 0 | 0 | 0 | 0 | 0 | 2 |
| 2 Darin Erstad, L (1, 8)<br>OBP: 0.625, SLG: 0.571 | | 55 G6-3 1B | | | 55 FC6-4 1B | | | | 89 G5-3 46 S 1B | 3 | 0 | 2 | 0 | 0 | 1 | 1 |
| (5, 7) | | | | | | | | | | | | | | | | |
| Reggie Abercrombie, R (8, 7)<br>OBP: 0.429, SLG: 0.857 | | | | | | | | | | 1 | 0 | 1 | 0 | 0 | 0 | 0 |
| 55 Humberto Quintero, R (1, 2) | | G6-3 1-2f | | | FC6-4 1-2f | | G5-4-3 1-2f | | K 1-2 | 2 | 0 | 0 | 0 | 0 | 0 | 2 |
| 46 J.R. Towles, R (6, 2)<br>OBP: 0.200, SLG: 0.200 | | | | | | | | | | 2 | 0 | 0 | 0 | 0 | 1 | 2 |
| Inning Stats | R: 0 H: 0<br>E: 0 LOB: 0<br>K: 1 BB: 0<br>S: 5 P: 5 | R: 0 H: 0<br>E: 0 LOB: 0<br>K: 1 BB: 0<br>S: 5 P: 5 | R: 0 H: 1<br>E: 0 LOB: 0<br>K: 0 BB: 0<br>S: 3 P: 3 | R: 1 H: 1<br>E: 1 LOB: 1<br>K: 0 BB: 0<br>S: 5 P: 5 | R: 0 H: 1<br>E: 0 LOB: 1<br>K: 1 BB: 0<br>S: 6 P: 6 | R: 2 H: 3<br>E: 0 LOB: 1<br>K: 2 BB: 0<br>S: 10 P: 11 | R: 0 H: 0<br>E: 0 LOB: 0<br>K: 1 BB: 0<br>S: 4 P: 5 | R: 2 H: 3<br>E: 0 LOB: 2<br>K: 1 BB: 1<br>S: 13 P: 19 | R: 0 H: 1<br>E: 0 LOB: 1<br>K: 1 BB: 0<br>S: 7 P: 9 | 1B: 8 SF: 2<br>2B: 0 SAC: 0<br>3B: 2 DP: 2<br>HR: 0 HBP: 1 | | | | | | |

livebaseballscorecards.com

| | |
|---|---|
| AB | 34 |
| R | 5 |
| H | 10 |
| RBI | 5 |
| BB | 1 |
| SO | 8 |
| LOB | 15 |

WP: 0 PA: 38
PB: 0
SB: 3
CS: 0

| PITCHER | IP | WLS | BF | H | R | ER | SO | BB | IBB | HBP | BLK | WP | HR | S | P | ERA | WHIP |
|---|---|---|---|---|---|---|---|---|---|---|---|---|---|---|---|---|---|
| 28 Paul Maholm, L (1, 1)<br>ERA: | 2.0 | W | 6 | 0 | 0 | 0 | 2 | 0 | 0 | 0 | 0 | 0 | 0 | 10 | 10 | 0.00 | 0.000 |
| 27 Jeff Karstens, R (3, 1)<br>ERA: | 2.0 | H | 8 | 2 | 1 | 0 | 0 | 0 | 0 | 0 | 0 | 0 | 0 | 8 | 8 | 0.00 | 1.000 |
| 55 Matt Capps, R (5, 1)<br>ERA: | 1.0 | H | 4 | 1 | 0 | 0 | 1 | 0 | 0 | 0 | 0 | 0 | 0 | 6 | 6 | 0.00 | 1.000 |
| 43 Jesse Chavez, R (6, 1)<br>ERA: 13.5 | 1.0 | H | 6 | 3 | 2 | 2 | 2 | 0 | 0 | 0 | 0 | 0 | 0 | 10 | 11 | 18.00 | 3.000 |
| 38 Craig Hansen, R (7, 1)<br>ERA: | 1.0 | H | 3 | 0 | 0 | 0 | 1 | 0 | 0 | 1 | 0 | 0 | 0 | 4 | 5 | 0.00 | 0.000 |
| 54 Denny Bautista, R (8, 1)<br>ERA: 9.0 | 1.0 | H | 7 | 3 | 2 | 2 | 1 | 1 | 0 | 0 | 0 | 0 | 0 | 13 | 19 | 18.00 | 4.000 |
| 47 Evan Meek, R (9, 1)<br>ERA: | 1.0 | S | 4 | 1 | 0 | 0 | 1 | 0 | 0 | 0 | 0 | 0 | 0 | 7 | 9 | 0.00 | 1.000 |

| Batter | 1 | 2 | 3 | 4 | 5 | 6 | 7 | 8 | 9 | AB | R | H | RBI | BB | SO | LOB |
|---|---|---|---|---|---|---|---|---|---|---|---|---|---|---|---|---|
| 28 Curtis Granderson, L (1, 8)<br>OBP: 0.538, SLG: 0.667<br>57 Casper Wells, R (7, PR)<br>OBP: 0.600, SLG: 0.500 (7, 8) | B B B B<br>4-0<br>14 G4-3 14 S<br>27 3B<br>BB | X<br>0-0 ③<br>L6 | | | C B B F X<br>2-2<br>HR | | B C B X<br>2-1<br>FC4-6 14 WP<br>1B | | S C S<br>0-3 ③<br>K | 3<br>1 | 2<br>0 | 2<br>0 | 1<br>0 | 1<br>0 | 0<br>1 | 1<br>0 |
| 14 Placido Polanco, R (1, 4)<br>OBP: 0.538, SLG: 0.500<br>72 Scott Sizemore, R (7, PR) (7, 4) | B C B C F X<br>2-2 ①<br>G4-3<br>1-3 | | X<br>0-0<br>PB<br>2B | | C B F B B B<br>4-2<br>G5-4-3<br>BB | | B C B C B B<br>4-2<br>FC4-6<br>1-2<br>BB | | | 2<br>0 | 0<br>0 | 1<br>0 | 0<br>0 | 2<br>0 | 0<br>0 | 1<br>0 |
| Gary Sheffield, R (1, 10)<br>OBP: 0.500, SLG: 0.167<br>34 Clete Thomas, L (7, PR)<br>OBP: 0.250, SLG: 0.250 (7, 10) | B B C B B<br>4-1<br>27 3B<br>BB | | B B B B<br>4-0<br>2-3<br>BB | | B C X<br>1-1 ① ②<br>G5-4-3<br>1-2f | | B F F X<br>1-2 ②<br>FC4-6<br>1-2f<br>2-3 | | | 2<br>0 | 1<br>0 | 0<br>0 | 0<br>0 | 2<br>0 | 0<br>0 | 3<br>0 |
| 27 Brent Clevlen, R (1, 7)<br>OBP: 0.250, SLG: 0.429 | B C B X<br>2-1<br>26 1B<br>1-H<br>3-H<br>3B | | B X<br>1-0 ①<br>F8 | | C B C B X<br>2-2 ③<br>F8 | | S B B F X<br>2-2 ③<br>G6-3 | | | 4 | 1 | 1 | 2 | 0 | 0 | 4 |
| 26 Mike Hessman, R (1, 3)<br>OBP: 0.333, SLG: 0.636 (7, 5) | D B X<br>2-0<br>25 G6-4-3<br>3-H<br>1B | | X<br>0-0 ②<br>P6 | | | X<br>0-0 ①<br>F8 | | X<br>0-0 ①<br>F9 | | 4 | 0 | 1 | 1 | 0 | 0 | 2 |
| 25 Ryan Raburn, R (1, 9) | X<br>0-0 ② ③<br>G6-4-3<br>1-2f | | S S S<br>0-3 ③<br>K | | | X<br>0-0 ②<br>G6-3 | | C X<br>0-1 ②<br>F8 | | 4 | 0 | 0 | 0 | 0 | 1 | 3 |
| 15 Brandon Inge, R (1, 5)<br>OBP: 0.600, SLG: 1.000<br>62 Don Kelly, L (7, 3)<br>OBP: 0.500, SLG: 1.250 | | C C B C<br>1-3 ①<br>K | | X<br>0-0 ①<br>F9 | | B B B B<br>4-0<br>BB | | B X<br>1-0 ③<br>F9 | | 2<br>1 | 0<br>0 | 0<br>0 | 0<br>0 | 1<br>0 | 1<br>0 | 0<br>0 |
| 20 Matt Treanor, R (1, 2)<br>73 Alex Avila, L (6, 2)<br>OBP: 0.500, SLG: 0.500 | | B B B C B<br>4-1<br>BB | | X<br>0-0 ②<br>F7 | | B C B X<br>2-1 ③<br>G5-3 | | B B C F F B X<br>3-2 ①<br>P5 | | 2<br>1 | 0<br>0 | 0<br>0 | 0<br>0 | 1<br>0 | 0<br>0 | 1<br>0 |
| 4 Adam Everett, R (1, 6)<br>OBP: 0.111, SLG: 0.125<br>46 Michael Hollimon, S (7, 6) | C C C<br>0-3 ②<br>K | | X<br>0-0 ③<br>G4-3 | | | C F B F S<br>1-3 ①<br>K | | C S B X<br>1-2 ②<br>F7 | | 3<br>1 | 0<br>0 | 0<br>0 | 0<br>0 | 0<br>0 | 2<br>0 | 1<br>0 |

# TOP

# Detroit Tigers @ Pittsburgh Pirates

Tradition Field, Port St. Lucie, FL

Sun Mar 01 2009, 1:05 PM EST

Att. 4,773 - Overcast - 60 F

livebaseballscorecards.com

| | |
|---|---|
| AB | 30 |
| R | 4 |
| H | 5 |
| RBI | 4 |
| BB | 7 |
| SO | 5 |
| LOB | 16 |

| Inning Stats | 1 | 2 | 3 | 4 | 5 | 6 | 7 | 8 | 9 |
|---|---|---|---|---|---|---|---|---|---|
| | R: 3 H: 2<br>E: 0 LOB: 0<br>K: 0 BB: 2<br>S: 9 P: 23 | R: 0 H: 0<br>E: 0 LOB: 1<br>K: 2 BB: 1<br>S: 8 P: 13 | R: 0 H: 1<br>E: 0 LOB: 2<br>K: 1 BB: 1<br>S: 6 P: 11 | R: 0 H: 0<br>E: 0 LOB: 0<br>K: 0 BB: 0<br>S: 3 P: 3 | R: 1 H: 1<br>E: 0 LOB: 0<br>K: 0 BB: 1<br>S: 10 P: 19 | R: 0 H: 0<br>E: 0 LOB: 1<br>K: 0 BB: 1<br>S: 4 P: 10 | R: 0 H: 1<br>E: 0 LOB: 2<br>K: 1 BB: 1<br>S: 14 P: 24 | R: 0 H: 0<br>E: 0 LOB: 0<br>K: 0 BB: 0<br>S: 4 P: 5 | R: 0 H: 0<br>E: 0 LOB: 0<br>K: 1 BB: 0<br>S: 10 P: 14 |

| | |
|---|---|
| 1B: 2 | SF: 0 |
| 2B: 1 | SAC: 0 |
| 3B: 1 | DP: 2 |
| HR: 1 | HBP: 0 |

| | |
|---|---|
| WP: 1 | PA: 37 |
| PB: 1 | |
| SB: 1 | |
| CS: 0 | |

| PITCHER | | IP | WLS | BF | H | R | ER | SO | BB | IBB | HBP | BLK | WP | HR | S | P | ERA | WHIP |
|---|---|---|---|---|---|---|---|---|---|---|---|---|---|---|---|---|---|---|
| 46 Jimmy Barthmaier, R<br>ERA: 9.0 | (1, 1) | 2.0 | | 10 | 2 | 3 | 3 | 2 | 3 | 0 | 0 | 0 | 0 | 0 | 17 | 36 | 13.50 | 2.500 |
| Chris Bootcheck, R<br>ERA: | (3, 1) | 1.0 | | 5 | 1 | 0 | 0 | 1 | 1 | 0 | 0 | 0 | 0 | 0 | 6 | 11 | 0.00 | 2.000 |
| 17 Sean Burnett, L<br>ERA: 3.0 | (4, 1) | 2.0 | W | 7 | 1 | 1 | 1 | 0 | 1 | 0 | 0 | 0 | 0 | 1 | 13 | 22 | 4.50 | 1.000 |
| 56 Donnie Veal, L<br>ERA: | (6, 1) | 1.0 | H | 4 | 0 | 0 | 0 | 0 | 1 | 0 | 0 | 0 | 0 | 0 | 4 | 10 | 0.00 | 1.000 |
| 30 Tyler Yates, R<br>ERA: | (7, 1) | 1.0 | H | 5 | 1 | 0 | 0 | 1 | 1 | 0 | 0 | 0 | 1 | 0 | 14 | 24 | 0.00 | 2.000 |

| PITCHER | | IP | WLS | BF | H | R | ER | SO | BB | IBB | HBP | BLK | WP | HR | S | P | ERA | WHIP |
|---|---|---|---|---|---|---|---|---|---|---|---|---|---|---|---|---|---|---|
| 61 Jeff Sues, R<br>ERA: | (8, 1) | 1.0 | H | 3 | 0 | 0 | 0 | 0 | 0 | 0 | 0 | 0 | 0 | 0 | 4 | 5 | 0.00 | 0.000 |
| 65 Juan Mateo, R<br>ERA: | (9, 1) | 1.0 | S | 3 | 0 | 0 | 0 | 1 | 0 | 0 | 0 | 0 | 0 | 0 | 10 | 14 | 0.00 | 0.000 |

# Detroit Tigers @ Pittsburgh Pirates

Tradition Field, Port St. Lucie, FL

Sun Mar 01 2009, 1:05 PM EST

Att. 4,773 - Overcast - 60 F

## BOTTOM

| Batter | 1 | 2 | 3 | 4 | 5 | 6 | 7 | 8 | 9 | AB | R | H | RBI | BB | SO | LOB |
|---|---|---|---|---|---|---|---|---|---|---|---|---|---|---|---|---|
| 3 Nyjer Morgan, L (1, 7)<br>OBP: 0.231, SLG: 0.308 | L8 | | P4 | | FC5-2<br>13 WP<br>12 1B<br>13 HR<br>1-2<br>2-3<br>3-Hf | | 73 CS<br>2B | G3 | | 5 | 1 | 1 | 0 | 0 | 0 | 5 |
| 12 Freddy Sanchez, R (1, 4)<br>OBP: 0.571, SLG: 0.667<br>73 Shelby Ford, S (6, 4)<br>OBP: 0.444, SLG: 0.750 | 13 G4-6-3<br>BB | | K | | 13 WP<br>13 HR<br>1-2<br>2-H<br>3-H<br>1B | | 75 BB<br>68 S<br>2-3<br>HBP | | | 2<br>0 | 1<br>0 | 1<br>0 | 2<br>0 | 1<br>0 | 1<br>0 | 0<br>0 |
| 13 Nate McLouth, L (1, 8)<br>OBP: 0.286, SLG: 0.714<br>68 Jeff Salazar, L (6, 8)<br>OBP: 0.300, SLG: 0.500 | G4-6-3<br>1-2f | | | 41 CS<br>1B | HR<br>1-H<br>2-H | | 75 BB<br>1-2<br>BB | | | 3<br>0 | 1<br>0 | 2<br>0 | 3<br>0 | 0<br>1 | 0<br>0 | 1<br>0 |
| 41 Ryan Doumit, S (1, 2)<br>OBP: 0.143, SLG: 0.143<br>75 Erik Kratz, R (6, 2) | | G4-3 | | K<br>1-2 | G3 | | 1-2<br>2-3<br>BB | | | 3<br>0 | 0<br>0 | 0<br>0 | 0<br>0 | 0<br>1 | 1<br>0 | 1<br>0 |
| 18 Craig Monroe, R (1, 9)<br>OBP: 0.556, SLG: 0.833<br>37 Andy Phillips, R (6, 3) | | 5 1B<br>15 SF9<br>BB | | | G5-3 | | F8 | | | 2<br>1 | 1<br>0 | 1<br>0 | 0<br>0 | 1<br>0 | 0<br>0 | 0<br>3 |
| 5 Ramón Vázquez, L (1, 10)<br>OBP: 0.300, SLG: 0.222<br>53 Pedro Alvarez, L (8, PH)<br>OBP: 0.500, SLG: 0.571 (9, 10) | 1-3<br>1B | G3 | | | G3 | | 69 BB<br>1B | | | 3<br>1 | 0<br>0 | 1<br>1 | 0<br>0 | 0<br>0 | 0<br>0 | 1<br>0 |
| 15 Andy LaRoche, R (1, 5)<br>OBP: 0.429, SLG: 0.500<br>19 Neil Walker, S (6, PH)<br>OBP: 0.333, SLG: 0.375 (7, 5) | SF9<br>3-H | | | | 2 1B<br>69 1B<br>3 FC5-2<br>1B | | F7 | K | | 1<br>2 | 0<br>0 | 1<br>0 | 1<br>0 | 0<br>0 | 0<br>1 | 0<br>1 |
| 69 Garrett Jones, L (1, 3)<br>OBP: 0.500, SLG: 0.333 (6, 9) | G4-3 | | | | 3 FC5-2<br>2 1B<br>12 1B<br>1-2<br>1B | | K | 1-2<br>BB | | 3 | 1 | 1 | 0 | 1 | 1 | 1 |
| 2 Jack Wilson, R (1, 6)<br>OBP: 0.333, SLG: 0.333<br>71 Anderson Machado, S (6, 6)<br>OBP: 0.143, SLG: 0.143 | | | G5-3 | | 3 FC5-2<br>12 1B<br>1-2<br>2-3<br>1B | | K | K | | 2<br>2 | 1<br>0 | 1<br>0 | 0<br>0 | 0<br>0 | 0<br>2 | 0<br>2 |
| Inning Stats | R: 0 E: 0 K: 0 S: 2<br>H: 0 LOB: 0 BB: 1 P: 6 | R: 1 E: 0 K: 0 S: 4<br>H: 1 LOB: 1 BB: 1 P: 8 | R: 0 E: 0 K: 1 S: 6<br>H: 0 LOB: 0 BB: 0 P: 9 | R: 0 E: 0 K: 1 S: 8<br>H: 2 LOB: 1 BB: 0 P: 12 | R: 5 E: 0 K: 0 S: 17<br>H: 5 LOB: 0 BB: 0 P: 27 | R: 0 E: 0 K: 1 S: 8<br>H: 0 LOB: 0 BB: 0 P: 11 | R: 0 E: 0 K: 1 S: 16<br>H: 1 LOB: 3 BB: 2 P: 32 | R: 0 E: 0 K: 2 S: 10<br>H: 1 LOB: 2 BB: 1 P: 18 | | 1B: 8<br>2B: 1<br>3B: 0<br>HR: 1 | SF: 1<br>SAC: 0<br>DP: 1<br>HBP: 1 | | WP: 1<br>PB: 0<br>SB: 1<br>CS: 2 | PA: 37 | | |

livebaseballscorecards.com

| | AB | 30 |
|---|---|---|
| | R | 6 |
| | H | 10 |
| | RBI | 6 |
| | BB | 5 |
| | SO | 6 |
| | LOB | 15 |

| PITCHER | | IP | WLS | BF | H | R | ER | SO | BB | IBB | HBP | BLK | WP | HR | S | P | ERA | WHIP |
|---|---|---|---|---|---|---|---|---|---|---|---|---|---|---|---|---|---|---|
| 35 Justin Verlander, R<br>ERA: 1.8 | (1, 1) | 3.0 | | 11 | 1 | 1 | 1 | 1 | 2 | 0 | 0 | 0 | 0 | 0 | 12 | 23 | 3.00 | 1.000 |
| 31 Zach Miner, R<br>ERA: 11.25 | (4, 1) | 2.0 | L | 12 | 7 | 5 | 5 | 1 | 0 | 0 | 0 | 0 | 1 | 1 | 25 | 39 | 22.50 | 3.500 |
| 50 Clay Rapada, L<br>ERA: | (6, 1) | 1.0 | | 3 | 0 | 0 | 0 | 1 | 0 | 0 | 0 | 0 | 0 | 0 | 8 | 11 | 0.00 | 0.000 |
| 43 Macay McBride, L<br>ERA: | (7, 1) | 1.0 | | 6 | 1 | 0 | 0 | 1 | 2 | 0 | 1 | 0 | 0 | 0 | 16 | 32 | 0.00 | 3.000 |
| 74 Ryan Perry, R<br>ERA: | (8, 1) | 1.0 | | 5 | 1 | 0 | 0 | 2 | 1 | 0 | 0 | 0 | 0 | 0 | 10 | 18 | 0.00 | 2.000 |

| PITCHER | IP | WLS | BF | H | R | ER | SO | BB | IBB | HBP | BLK | WP | HR | S | P | ERA | WHIP |
|---|---|---|---|---|---|---|---|---|---|---|---|---|---|---|---|---|---|

| Batter | 1 | 2 | 3 | 4 | 5 | 6 | 7 | 8 | 9 | AB | R | H | RBI | BB | SO | LOB |
|---|---|---|---|---|---|---|---|---|---|---|---|---|---|---|---|---|
| 21 Chris Dickerson, L (1, 8)<br>OBP: 0.545, SLG: 1.111 | K | | FC5-4 1B<br>1-2 | | FC4-6<br>1-2f | | | G6-3 | | 3 | 0 | 1 | 0 | 0 | 1 | 1 |
| 30 Norris Hopper, R (6, 8)<br>OBP: 0.429, SLG: 0.333 | | | | | K | | | | | 1 | 0 | 0 | 0 | 0 | 0 | 0 |
| Jeff Keppinger, R (1, 6)<br>OBP: 0.182, SLG: 0.182 | G6-3 | | FC5-4<br>1-2<br>2-3 | | | | | 9 WP 9 F7-2<br>2B | | 3 | 0 | 0 | 0 | 0 | 1 | 3 |
| 7 Paul Janish, R (6, 6)<br>OBP: 0.714, SLG: 0.833 | | | | | | | | | | 1 | 0 | 1 | 0 | 0 | 0 | 0 |
| 32 Jay Bruce, L (1, 9)<br>OBP: 0.250, SLG: 0.143 | G3 | | G4-3 | | | G6-3 | | F7-2<br>2-H | | 2 | 0 | 0 | 0 | 0 | 0 | 1 |
| 9 Jacque Jones, L (6, PH)<br>OBP: 0.375, SLG: 0.167 (6, 9) | | | | | | | | | | 2 | 0 | 0 | 0 | 0 | 0 | 1 |
| 4 Brandon Phillips, R (1, 4)<br>OBP: 0.556, SLG: 0.750 | | G4-3 | | 28 F8 31 SF7 2B | | 4-0 BB 84 CS | | | F8 | 2 | 1 | 1 | 0 | 0 | 0 | 0 |
| 64 Chris Valaika, R (6, PH)<br>OBP: 0.250, SLG: 0.429 (6, 4) | | | | | | | | | | 1 | 0 | 0 | 0 | 1 | 0 | 0 |
| 28 Edwin Encarnación, R (1, 5)<br>OBP: 0.250, SLG: 0.167 | | F7 | | F8<br>2-3 | | K<br>1-2 | | | F8 | 2 | 0 | 0 | 0 | 0 | 0 | 1 |
| 84 Todd Frazier, R (6, PH)<br>OBP: 0.143, SLG: 0.143 (6, 5) | | | | | | | | | | 2 | 0 | 0 | 0 | 0 | 1 | 1 |
| 31 Jonny Gomes, R (1, 3)<br>OBP: 0.333, SLG: 0.625 | | 50 2B 1B | | SF7<br>3-H | | | 2B | | F7 | 1 | 0 | 1 | 1 | 0 | 0 | 0 |
| 75 Kevin Barker, L (6, 3)<br>OBP: 0.500, SLG: 0.714 | | | | | | | | | | 2 | 0 | 1 | 0 | 0 | 0 | 0 |
| 50 Laynce Nix, L (1, 7)<br>OBP: 0.400, SLG: 0.778 | | | | | | | F7 | | | 2 | 0 | 2 | 0 | 0 | 0 | 0 |
| 26 Wilkin Castillo, S (6, 7) | | 1-3 2B | | 29 CS 1B | | | | | | 1 | 0 | 0 | 0 | 0 | 0 | 1 |
| 29 Ryan Hanigan, R (1, 2)<br>OBP: 0.333, SLG: 0.333 | | F8 | CS<br>1-2 | | 21 FC4-6 1B | | | G5-3 | | 2 | 0 | 1 | 0 | 0 | 0 | 2 |
| 71 Craig Tatum, R (6, 2)<br>OBP: 0.400, SLG: 1.000 | | | | | | | | | | 1 | 0 | 0 | 0 | 0 | 0 | 1 |
| 82 Wes Bankston, R (1, 10) | | | 4-0 BB FC5-4 21 1B | | F8 | | K | | | 1 | 0 | 0 | 0 | 1 | 0 | 1 |
| 62 Danny Richar, L (7, PH)<br>OBP: 0.200, SLG: 0.200 (7, 10) | | | | | | | | | | 1 | 0 | 0 | 0 | 0 | 1 | 1 |
| Inning Stats | R: 0 E: 0 K: 1 S: 5 / H: 0 LOB: 0 BB: 0 P: 5 | R: 0 E: 0 K: 0 S: 5 / H: 2 LOB: 2 BB: 0 P: 5 | R: 0 E: 0 K: 0 S: 3 / H: 1 LOB: 1 BB: 1 P: 7 | R: 1 E: 0 K: 0 S: 5 / H: 2 LOB: 0 BB: 0 P: 5 | R: 0 E: 0 K: 1 S: 6 / H: 1 LOB: 1 BB: 0 P: 6 | R: 0 E: 0 K: 1 S: 4 / H: 0 LOB: 0 BB: 1 P: 8 | R: 0 E: 0 K: 1 S: 6 / H: 1 LOB: 1 BB: 0 P: 6 | R: 0 E: 0 K: 0 S: 3 / H: 1 LOB: 0 BB: 0 P: 4 | R: 0 E: 0 K: 0 S: 3 / H: 0 LOB: 0 BB: 0 P: 3 | 1B: 4 2B: 5 3B: 0 HR: 0 | SF: 1 SAC: 0 DP: 2 HBP: 0 | | | | | |

# TOP

## Cincinnati Reds @ Pittsburgh Pirates

McKechnie Field, Bradenton, FL

Mon Mar 02 2009, 1:05 PM EST

Att. 2,841 - Sunny - 58 F

livebaseballscorecards.com

| | |
|---|---|
| AB | 30 |
| R | 1 |
| H | 8 |
| RBI | 1 |
| BB | 2 |
| SO | 4 |
| LOB | 14 |

| PITCHER | | IP | WLS | BF | H | R | ER | SO | BB | IBB | HBP | BLK | WP | HR | S | P | ERA | WHIP |
|---|---|---|---|---|---|---|---|---|---|---|---|---|---|---|---|---|---|---|
| 57 Zach Duke, L<br>ERA: 3.0 | (1, 1) | 2.0 | | 8 | 2 | 0 | 0 | 1 | 0 | 0 | 0 | 0 | 0 | 0 | 10 | 10 | 0.00 | 1.000 |
| 62 Daniel McCutchen, R<br>ERA: 9.0 | (3, 1) | 2.0 | | 8 | 3 | 1 | 1 | 0 | 1 | 0 | 0 | 0 | 0 | 0 | 8 | 12 | 4.50 | 2.000 |
| 34 John Grabow, L<br>ERA: 4.5 | (5, 1) | 1.0 | | 4 | 1 | 0 | 0 | 1 | 0 | 0 | 0 | 0 | 0 | 0 | 6 | 6 | 0.00 | 1.000 |
| 38 Craig Hansen, R<br>ERA: | (6, 1) | 1.0 | | 3 | 0 | 0 | 0 | 1 | 1 | 0 | 0 | 0 | 0 | 0 | 4 | 8 | 0.00 | 1.000 |
| 74 Jason Davis, R<br>ERA: 4.5 | (7, 1) | 1.0 | | 4 | 1 | 0 | 0 | 1 | 0 | 0 | 0 | 0 | 0 | 0 | 6 | 6 | 0.00 | 1.000 |

| PITCHER | | IP | WLS | BF | H | R | ER | SO | BB | IBB | HBP | BLK | WP | HR | S | P | ERA | WHIP |
|---|---|---|---|---|---|---|---|---|---|---|---|---|---|---|---|---|---|---|
| 63 Ronald Uviedo, R<br>ERA: | (8, 1) | 1.0 | W | 3 | 1 | 0 | 0 | 0 | 0 | 0 | 0 | 0 | 1 | 0 | 3 | 4 | 0.00 | 1.000 |
| 47 Evan Meek, R<br>ERA: | (9, 1) | 1.0 | S | 3 | 0 | 0 | 0 | 0 | 0 | 0 | 0 | 0 | 0 | 0 | 3 | 3 | 0.00 | 0.000 |

WP: 1 PB: 0 SB: 0 CS: 2 PA: 34

# Cincinnati Reds @ Pittsburgh Pirates

McKechnie Field, Bradenton, FL

Mon Mar 02 2009, 1:05 PM EST

Att. 2,841 - Sunny - 58 F

livebaseballscorecards.com

## BOTTOM

| Batter | 1 | 2 | 3 | 4 | 5 | 6 | 7 | 8 | 9 | AB | R | H | RBI | BB | SO | LOB |
|---|---|---|---|---|---|---|---|---|---|---|---|---|---|---|---|---|
| 22 Andrew McCutchen, R (1, 7)<br>OBP: 0.250, SLG: 0.077 | S S S 0-3 K ① | | S S S 0-3 K ③ | | | B B B B 4-0 68 BB 1-2 BB | | X 0-0 36 SH1 37 E 1B | | 3 | 1 | 1 | 0 | 1 | 2 | 0 |
| 12 Freddy Sanchez, R (1, 4)<br>OBP: 0.444, SLG: 0.500 | C C C 0-3 K ② | | | X 0-0 F7 ① | | X 0-0 F7 ① | | X 0-0 SH1 ① 1-2 | | 2 | 0 | 0 | 0 | 0 | 1 | 0 |
| 36 Luis Alfonso Cruz, R (6, 4) | | | | | | | | | | 1 | 0 | 0 | 0 | 0 | 0 | 2 |
| 13 Nate McLouth, L (1, 8)<br>OBP: 0.333, SLG: 0.625 | B B B B 4-0 BB | | | X 0-0 G4-3 ② | | B B B B 4-0 1-2 2-3 BB | | X 0-0 P6 ② | | 1 | 0 | 0 | 0 | 1 | 0 | 0 |
| 68 Jeff Salazar, L (6, 8)<br>OBP: 0.333, SLG: 0.444 | | | | | | | | | | 1 | 0 | 0 | 0 | 1 | 0 | 1 |
| 41 Ryan Doumit, S (1, 10)<br>OBP: 0.100, SLG: 0.111 | X 0-0 G1-3 ③ | | | C C C 0-3 K ③ | | X 0-0 SF7 ② 3-H | | F 0-1 CI 37 E | | 2 | 0 | 0 | 1 | 0 | 1 | 1 |
| 53 Pedro Alvarez, L (8, PH)<br>OBP: 0.500, SLG: 0.571 | | | | | | | | | | 0 | 0 | 0 | 0 | 0 | 0 | 0 |
| (9, 10) | | | | | | | | | | | | | | | | |
| 25 Adam LaRoche, L (1, 3)<br>OBP: 0.222, SLG: 0.222 | | X 0-0 44 G4-6-3 1B | | | X 0-0 G4-3 ① | X 0-0 F8 ③ | | X 0-0 E9 1-3 2-H 1B | | 2 | 0 | 1 | 0 | 0 | 0 | 0 |
| 37 Andy Phillips, R (6, 3)<br>OBP: 0.286, SLG: 0.167 | | | | | | | | | | 2 | 0 | 1 | 1 | 0 | 0 | 2 |
| 44 Brandon Moss, L (1, 9)<br>OBP: 0.364, SLG: 0.556 | | X 0-0 ① ② G4-6-3 1-2f | | | C C C 0-3 K ② | | X 0-0 G6-3 ① | X 0-0 G5-3 ③ | | 3 | 0 | 0 | 0 | 0 | 1 | 1 |
| Larry Broadway, L (8, 9) | | | | | | | | | | 1 | 0 | 0 | 0 | 0 | 0 | 2 |
| 19 Neil Walker, S (1, 5)<br>OBP: 0.333, SLG: 0.300 | | X 0-0 G3 ③ | | | B B B B 4-0 2 FC6-4 BB | | C S S 0-3 K ② | | | 2 | 0 | 0 | 0 | 1 | 1 | 0 |
| 2 Jack Wilson, R (1, 6)<br>OBP: 0.250, SLG: 0.250 | | | X 0-0 L6 ① | | X 0-0 FC6-4 ③ 1-2f | | X 0-0 1B | | | 2 | 0 | 0 | 0 | 0 | 0 | 1 |
| 10 Brian Bixler, R (6, 6)<br>OBP: 0.250, SLG: 0.375 | | | | | | | | | | 1 | 0 | 1 | 0 | 0 | 0 | 0 |
| 35 Jason Jaramillo, S (1, 2)<br>OBP: 0.500, SLG: 0.400 | | | S S S 0-3 K ② | | | X 0-0 68 BB 22 WP 41 SF7 1B | X 0-0 G5-3 ③ | | | 2 | 1 | 1 | 0 | 0 | 1 | 0 |
| 23 Robinzon Diaz, R (7, 2)<br>OBP: 0.500, SLG: 1.000 | | | | | | | | | | 1 | 0 | 0 | 0 | 0 | 0 | 1 |
| Inning Stats | R: 0 H: 0<br>E: 0 LOB: 1<br>K: 2 BB: 1<br>S: 7 P: 11 | R: 0 H: 1<br>E: 0 LOB: 0<br>K: 0 BB: 0<br>S: 3 P: 3 | R: 0 H: 0<br>E: 0 LOB: 0<br>K: 2 BB: 0<br>S: 7 P: 7 | R: 0 H: 0<br>E: 0 LOB: 0<br>K: 1 BB: 0<br>S: 5 P: 5 | R: 0 H: 0<br>E: 0 LOB: 1<br>K: 1 BB: 1<br>S: 5 P: 9 | R: 1 H: 1<br>E: 0 LOB: 2<br>K: 0 BB: 2<br>S: 4 P: 12 | R: 0 H: 1<br>E: 0 LOB: 1<br>K: 1 BB: 0<br>S: 6 P: 6 | R: 1 H: 2<br>E: 2 LOB: 2<br>K: 0 BB: 0<br>S: 6 P: 6 | | 1B: 5 SF: 1<br>2B: 0 SAC: 1<br>3B: 0 DP: 1<br>HR: 0 HBP: 0 | | | | WP: 1 PA: 33<br>PB: 0<br>SB: 0<br>CS: 0 | | |

| | AB | 26 |
|---|---|---|
| | R | 2 |
| | H | 5 |
| | RBI | 2 |
| | BB | 4 |
| | SO | 7 |
| | LOB | 11 |

| PITCHER | | IP | WLS | BF | H | R | ER | SO | BB | IBB | HBP | BLK | WP | HR | S | P | ERA | WHIP |
|---|---|---|---|---|---|---|---|---|---|---|---|---|---|---|---|---|---|---|
| 34 Homer Bailey, R<br>ERA: | (1, 1) | 3.0 | | 10 | 1 | 0 | 0 | 4 | 1 | 0 | 0 | 0 | 0 | 0 | 17 | 21 | 0.00 | 0.667 |
| 57 Mike Lincoln, R<br>ERA: 4.5 | (4, 1) | 1.0 | H | 3 | 0 | 0 | 0 | 1 | 0 | 0 | 0 | 0 | 0 | 0 | 5 | 5 | 0.00 | 0.000 |
| 67 Ron Flores, L<br>ERA: | (5, 1) | 1.0 | H | 4 | 0 | 0 | 0 | 1 | 1 | 0 | 0 | 0 | 0 | 0 | 5 | 9 | 0.00 | 1.000 |
| 56 Aaron Fultz, L<br>ERA: 3.38 | (6, 1) | 1.0 | B | 6 | 1 | 1 | 1 | 0 | 2 | 0 | 0 | 0 | 1 | 0 | 4 | 12 | 9.00 | 3.000 |
| 52 Daniel Herrera, L<br>ERA: | (7, 1) | 1.0 | | 4 | 1 | 0 | 0 | 1 | 0 | 0 | 0 | 0 | 0 | 0 | 6 | 6 | 0.00 | 1.000 |

| PITCHER | | IP | WLS | BF | H | R | ER | SO | BB | IBB | HBP | BLK | WP | HR | S | P | ERA | WHIP |
|---|---|---|---|---|---|---|---|---|---|---|---|---|---|---|---|---|---|---|
| 65 Josh Roenicke, R<br>ERA: 4.5 | (8, 1) | 1.0 | L | 6 | 2 | 1 | 1 | 0 | 0 | 0 | 0 | 0 | 0 | 0 | 6 | 6 | 9.00 | 2.000 |

| Batter | 1 | 2 | 3 | 4 | 5 | 6 | 7 | 8 | 9 | AB | R | H | RBI | BB | SO | LOB |
|---|---|---|---|---|---|---|---|---|---|---|---|---|---|---|---|---|
| 21 Gene Kingsale, S (1, 9)<br>OBP: 0.250, SLG: 0.250<br>18 Dirk Van't Klooster, L (7, 9) | 0-0 40 G1-3 35 1B 1B | | 0-3 ① K | | 0-3 ② K | | 0-3 ② K | | 0-3 ① K | 4<br>1 | 1<br>0 | 1<br>0 | 0<br>0 | 0<br>0 | 3<br>1 | 3<br>1 |
| 40 Sharlon Schoop, R (1, 4)<br>5 Michael Duursma, R (7, PH)<br>OBP: 1.000, SLG: 1.000<br>(7, 4) | 0-0 ① G1-3 1-2 | | 0-0 ② F8 | | 0-0 E6 2-H | | 4-0 35 1B BB | | 0-0 E5 12 WP 35 1B 1-3 1B | 3<br>1 | 0<br>0 | 0<br>1 | 0<br>0 | 0<br>1 | 0<br>0 | 2<br>0 |
| 35 Randall Simon, L (1, 3)<br>OBP: 0.600, SLG: 0.600 | 0-0 12 G5-3 1B 2-H 1B | | 0-3 ③ K | | 0-0 ③ F8 | | 0-0 27 FC6-4 1-2 2-3 1B | | 0-0 12 WP 1-2 3-H 1B | 5 | 0 | 3 | 2 | 0 | 1 | 2 |
| Greg Halman, R (1, 8)<br>OBP: 0.667, SLG: 1.667<br>27 Danny Rombley, R (6, 8) | 0-0 12 G5-3 1-2 1B | | | 1-2 HR | | 0-3 ① K | 0-0 ③ FC6-4 1-2f | | 0-0 ② F8 | 3<br>2 | 1<br>0 | 2<br>0 | 1<br>0 | 0<br>0 | 1<br>0 | 0<br>5 |
| 12 Sharnol Adriana, R (1, 10)<br>OBP: 0.200, SLG: 0.200 | 0-0 ② ③ G5-3 1-2 2-3f | | | 0-0 ① F9 | | 0-0 1B | | 0-0 ① F8 | 1-3 ③ K 1-2 2-3 | 5 | 0 | 1 | 0 | 0 | 1 | 4 |
| 2 Yurendell Decaster, R (1, 5)<br>41 Vince Rooi, R (6, 5) | | 0-0 ① F9 | | 0-0 ② G6-3 | | 0-3 ② K | | 0-0 ② F8 | | 3<br>1 | 0<br>0 | 0<br>0 | 0<br>0 | 0<br>0 | 1<br>0 | 1<br>0 |
| 37 Bryan Engelhardt, L (1, 7)<br>OBP: 0.333, SLG: 0.333<br>43 Curt Smith, R (7, 7)<br>OBP: 1.000, SLG: 1.000 | | 0-0 50 G4-6-3 1B | | 0-3 ③ K | | 0-3 ③ K | | 0-0 24 FC6-4 1B | | 3<br>1 | 0<br>0 | 1<br>1 | 0<br>0 | 0<br>0 | 2<br>0 | 1<br>0 |
| 50 Kenley Jansen, S (1, 2)<br>24 Sidney de Jong, R (6, 2)<br>OBP: 0.500, SLG: 0.500 | | 0-0 ② ③ G4-6-3 1-2f | | | 0-0 ① G6-3 | | 0-0 35 1B SH5-4 1B | 0-0 ③ FC6-4 1-2f | | 2<br>2 | 0<br>0 | 0<br>1 | 0<br>0 | 0<br>0 | 0<br>0 | 1<br>1 |
| Hainley Statia, S (1, 6)<br>OBP: 1.000, SLG: 1.500 | | | 0-0 1B | | 0-0 40 E 2B | | 0-0 ① SH5-4 1-2 | | 4-0 5 E 5 1B 35 1B BB | 2 | 2 | 2 | 0 | 1 | 0 | 0 |
| Inning Stats | R: 1<br>E: 0<br>K: 0<br>S: 5<br>H: 3<br>LOB: 1<br>BB: 0<br>P: 5 | R: 0<br>E: 0<br>K: 0<br>S: 3<br>H: 1<br>LOB: 0<br>BB: 0<br>P: 3 | R: 0<br>E: 0<br>K: 2<br>S: 8<br>H: 1<br>LOB: 1<br>BB: 0<br>P: 8 | R: 1<br>E: 0<br>K: 1<br>S: 8<br>H: 1<br>LOB: 0<br>BB: 0<br>P: 9 | R: 1<br>E: 1<br>K: 1<br>S: 7<br>H: 1<br>LOB: 1<br>BB: 0<br>P: 7 | R: 0<br>E: 0<br>K: 3<br>S: 10<br>H: 1<br>LOB: 1<br>BB: 0<br>P: 10 | R: 0<br>E: 0<br>K: 1<br>S: 7<br>H: 2<br>LOB: 3<br>BB: 1<br>P: 11 | R: 0<br>E: 0<br>K: 0<br>S: 4<br>H: 1<br>LOB: 1<br>BB: 0<br>P: 4 | R: 1<br>E: 1<br>K: 2<br>S: 9<br>H: 2<br>LOB: 2<br>BB: 1<br>P: 14 | 1B: 11<br>2B: 1<br>3B: 0<br>HR: 1<br>SF: 0<br>SAC: 1<br>DP: 2<br>HBP: 0 | | | | | | |

# TOP

Kingdom of the Netherlands @ Pittsburgh Pirates
McKechnie Field, Bradenton, FL
Tue Mar 03 2009, 1:05 PM EST
Att. 1,759 - Sunny - 61 F

livebaseballscorecards.com

| | |
|---|---|
| AB | 38 |
| R | 4 |
| H | 13 |
| RBI | 3 |
| BB | 2 |
| SO | 10 |
| LOB | 21 |



WP: 1 PB: 0 SB: 0 CS: 0 PA: 41

| PITCHER | | IP | WLS | BF | H | R | ER | SO | BB | IBB | HBP | BLK | WP | HR | S | P | ERA | WHIP |
|---|---|---|---|---|---|---|---|---|---|---|---|---|---|---|---|---|---|---|
| 49 Ross Ohlendorf, R<br>ERA: 4.5 | (1, 1) | 2.0 | W | 8 | 4 | 1 | 1 | 0 | 0 | 0 | 0 | 0 | 0 | 0 | 8 | 8 | 4.50 | 2.000 |
| 55 Matt Capps, R<br>ERA: | (3, 1) | 1.0 | H | 4 | 1 | 0 | 0 | 2 | 0 | 0 | 0 | 0 | 0 | 0 | 8 | 8 | 0.00 | 1.000 |
| 54 Denny Bautista, R<br>ERA: 9.0 | (4, 1) | 1.0 | H | 4 | 1 | 1 | 1 | 1 | 0 | 0 | 0 | 0 | 0 | 1 | 8 | 9 | 9.00 | 1.000 |
| 43 Jesse Chavez, R<br>ERA: | (5, 1) | 1.0 | H | 5 | 1 | 1 | 0 | 1 | 0 | 0 | 0 | 0 | 0 | 0 | 7 | 7 | 0.00 | 1.000 |
| 56 Donnie Veal, L<br>ERA: | (6, 1) | 1.0 | H | 4 | 1 | 0 | 0 | 3 | 0 | 0 | 0 | 0 | 0 | 0 | 10 | 10 | 0.00 | 1.000 |

| PITCHER | | IP | WLS | BF | H | R | ER | SO | BB | IBB | HBP | BLK | WP | HR | S | P | ERA | WHIP |
|---|---|---|---|---|---|---|---|---|---|---|---|---|---|---|---|---|---|---|
| 58 Romulo Sanchez, R<br>ERA: | (7, 1) | 1.0 | H | 6 | 2 | 0 | 0 | 1 | 1 | 0 | 0 | 0 | 0 | 0 | 7 | 11 | 0.00 | 3.000 |
| 61 Jeff Sues, R<br>ERA: | (8, 1) | 1.0 | H | 4 | 1 | 0 | 0 | 0 | 0 | 0 | 0 | 0 | 0 | 0 | 4 | 4 | 0.00 | 1.000 |
| 67 Daniel Haigwood, L<br>ERA: 9.0 | (9, 1) | 1.0 | S | 6 | 2 | 1 | 1 | 2 | 1 | 0 | 0 | 0 | 1 | 0 | 9 | 14 | 9.00 | 3.000 |

| Batter | 1 | 2 | 3 | 4 | 5 | 6 | 7 | 8 | 9 | AB | R | H | RBI | BB | SO | LOB |
|---|---|---|---|---|---|---|---|---|---|---|---|---|---|---|---|---|
| 71 Anderson Machado, S (1, 6) | BBBB 4-0 36 2B 69 1B BB | X 0-0 G4-6-3 ②③ 1-2f | | SSS 0-3 K ② 1-2 | | X 0-0 P6 ③ | | X 0-0 F9 ③ | | 4 | 1 | 0 | 0 | 1 | 1 | 5 |
| 36 Luis Alfonso Cruz, R (1, 4)<br>OBP: 1.000, SLG: 2.000<br>73 Shelby Ford, S (2, 4)<br>70 Pedro Lopez, R (6, 4) | X 0-0 69 1B 1-3 2B | SSS 0-3 K ① | BBBB 4-0 BB | | | BBBB 4-0 64 HBP BB | | | | 1<br>1<br>0 | 1<br>0<br>0 | 1<br>0<br>0 | 0<br>0<br>0 | 0<br>1<br>0 | 0<br>1<br>1 | 0<br>0<br>0 |
| 18 Craig Monroe, R (1, 10)<br>OBP: 0.667, SLG: 1.000<br>64 Steven Lerud, L (7, PH)<br>(8, 10) | BBBB 4-0 69 1B BB | X 0-0 69 1B 2B | X 0-0 P4 ③ | | | H 1-0 53 G4-6-3 1-2 HBP | | | | 2<br>0 | 1<br>0 | 1<br>0 | 0<br>0 | 1<br>0 | 0<br>0 | 2<br>0 |
| 69 Garrett Jones, L (1, 9)<br>OBP: 0.500, SLG: 0.500 | X 0-0 53 FC6-5 53 WP ① 1-3 2-H 3-H 1B | X 0-0 37 2B 2-H 1B | X 0-0 G4-3 ① | | | SCS 0-3 K ① | | | | 4 | 1 | 2 | 3 | 0 | 1 | 2 |
| 53 Pedro Alvarez, L (1, 5) | BX 1-0 FC6-5 ② 1-3 | CCC 0-3 K ② | CCC 0-3 K ② | | | X 0-0 G4-6-3 ②③ 1-2f | | | | 4 | 0 | 0 | 0 | 0 | 2 | 4 |
| 37 Andy Phillips, R (1, 3)<br>OBP: 0.250, SLG: 0.500 | SSS 0-3 K ③ | X 0-0 1-H 2B | X 0-0 G5-3 ③ | | | | | X 0-0 F8 ① | | 4 | 0 | 1 | 1 | 0 | 1 | 1 |
| 68 Jeff Salazar, L (1, 8)<br>OBP: 0.250, SLG: 1.000 | | FX 0-1 G3-1 ① | X 0-0 G3-1 ③ | | | X 0-0 F8 ① | | X 0-0 HR | | 4 | 1 | 1 | 1 | 0 | 0 | 1 |
| Ruben Gotay, S (1, 7) | | BBBB 4-0 75 BB BB | | X 0-0 P3 ① | | BBBB 4-0 BB | | BBBB 4-0 72 FC6-4 BB | | 1 | 0 | 0 | 0 | 3 | 0 | 0 |
| 75 Erik Kratz, R (1, 2)<br>72 Miguel Perez, R (7, 2) | | BBBB 4-0 71 G4-6-3 1-2 BB | | BBB 4-0 71 S BB | | X 0-0 F8 ② | | X 0-0 FC6-4 ② 1-2f | | 1<br>1 | 0<br>0 | 0<br>0 | 0<br>0 | 2<br>0 | 0<br>0 | 1<br>1 |
| Inning Stats | R: 2 E: 0 K: 1 S: 6 H: 2 LOB: 1 BB: 2 P: 15 | R: 0 E: 0 K: 0 S: 3 H: 0 LOB: 1 BB: 2 P: 11 | R: 2 E: 0 K: 2 S: 10 H: 3 LOB: 1 BB: 0 P: 10 | R: 0 E: 0 K: 1 S: 5 H: 0 LOB: 2 BB: 2 P: 13 | R: 0 E: 0 K: 1 S: 5 H: 0 LOB: 0 BB: 0 P: 5 | R: 0 E: 0 K: 0 S: 3 H: 0 LOB: 1 BB: 1 P: 7 | R: 0 E: 0 K: 1 S: 4 H: 0 LOB: 1 BB: 1 P: 9 | R: 1 E: 0 K: 0 S: 4 H: 1 LOB: 1 BB: 1 P: 8 | | 1B: 2 2B: 3 3B: 0 HR: 1 | SF: 0 SAC: 0 DP: 2 HBP: 1 | | | WP: 1 PB: 0 SB: 1 CS: 0 | PA: 37 | | |

| PITCHER | IP | WLS | BF | H | R | ER | SO | BB | IBB | HBP | BLK | WP | HR | S | P | ERA | WHIP |
|---|---|---|---|---|---|---|---|---|---|---|---|---|---|---|---|---|---|
| 47 Sidney Ponson, R (1, 1)<br>ERA: 12.0 | 3.0 | L | 16 | 5 | 4 | 4 | 3 | 4 | 0 | 0 | 0 | 1 | 0 | 19 | 36 | 12.00 | 3.000 |
| 19 Rob Cordemans, R (4, 1)<br>ERA: | 2.0 | | 8 | 0 | 0 | 0 | 2 | 2 | 0 | 0 | 0 | 0 | 0 | 10 | 18 | 0.00 | 1.000 |
| 29 Dennis Neuman, R (6, 1)<br>ERA: | 1.0 | | 4 | 0 | 0 | 0 | 0 | 1 | 0 | 0 | 0 | 0 | 0 | 3 | 7 | 0.00 | 1.000 |
| 36 Diegomar Markwell, L (7, 1)<br>ERA: | 1.0 | | 4 | 0 | 0 | 0 | 1 | 1 | 0 | 1 | 0 | 0 | 0 | 4 | 9 | 0.00 | 1.000 |
| 13 Michiel van Kampen, R (8, 1)<br>ERA: 9.0 | 1.0 | | 5 | 1 | 1 | 1 | 0 | 1 | 0 | 0 | 0 | 0 | 1 | 4 | 8 | 9.00 | 2.000 |

| PITCHER | IP | WLS | BF | H | R | ER | SO | BB | IBB | HBP | BLK | WP | HR | S | P | ERA | WHIP |
|---|---|---|---|---|---|---|---|---|---|---|---|---|---|---|---|---|---|

# BOTTOM

Kingdom of the Netherlands @ Pittsburgh Pirates

McKechnie Field, Bradenton, FL

Tue Mar 03 2009, 1:05 PM EST

Att. 1,759 - Sunny - 61 F

livebaseballscorecards.com

| | |
|---|---|
| AB | 27 |
| R | 5 |
| H | 6 |
| RBI | 5 |
| BB | 9 |
| SO | 6 |
| LOB | 17 |

# Minnesota Twins @ Pittsburgh Pirates

McKechnie Field, Bradenton, FL

Wed Mar 04 2009, 1:05 PM EST

Att. 3,328 - Sunny - 70 F

livebaseballscorecards.com

| Batter | 1 | 2 | 3 | 4 | 5 | 6 | 7 | 8 | 9 | AB | R | H | RBI | BB | SO | LOB |
|---|---|---|---|---|---|---|---|---|---|---|---|---|---|---|---|---|
| 2 Denard Span, L (1, 9)<br>OBP: 0.308, SLG: 0.100 | BBBB<br>4-0<br>25<br>G4-6-3<br>BB | | BBBB<br>4-0<br>21<br>S<br>BB | | X<br>0-0 ②<br>G4-3 | | X<br>0-0 ②<br>F7 | | | 1 | 0 | 0 | 0 | 2 | 0 | 0 |
| 11 Jason Pridie, L (5, 9)<br>OBP: 0.286, SLG: 0.200 | | | | | | | | | | 1 | 0 | 0 | 0 | 0 | 0 | 1 |
| 25 Alexi Casilla, S (1, 4)<br>OBP: 0.364, SLG: 0.222 | X<br>0-0 ①②<br>G4-6-3<br>1-2f | | CCS<br>0-3 ①<br>K | | X<br>0-0<br>21<br>FC4-6<br>1B | | B<br>1-0 ③<br>CS<br>1-2 | X<br>0-0 ①<br>G6-3 | | 3 | 0 | 1 | 0 | 0 | 1 | 2 |
| 77 Steve Tolleson, R (5, 4) | | | | | | | | | | 1 | 0 | 0 | 0 | 0 | 0 | 0 |
| 21 Delmon Young, R (1, 7)<br>OBP: 0.700, SLG: 0.778 | H<br>1-0<br>HBP | | B<br>X<br>1-0 ②<br>P4<br>1-2 | | X<br>0-0 ③<br>FC4-6<br>1-2f | | | X<br>0-0 ②<br>F7 | | 2 | 0 | 0 | 0 | 0 | 0 | 2 |
| 31 Luis Matos, R (5, 7)<br>OBP: 0.111, SLG: 0.111 | | | | | | | | | | 1 | 0 | 0 | 0 | 0 | 0 | 0 |
| 5 Michael Cuddyer, R (1, 10)<br>OBP: 0.273, SLG: 0.200 | CCS<br>0-3 ③<br>K | | X<br>0-0 ③<br>G6-3 | | | X<br>0-0<br>82<br>L5-4<br>80<br>S<br>1B | | X<br>0-0 ③<br>G6-3 | | 3 | 0 | 1 | 0 | 0 | 1 | 2 |
| 78 Alejandro Machado, S (6, PR)<br>OBP: 0.167, SLG: 0.167 (6, 10) | | | | | | | | | | 1 | 0 | 0 | 0 | 0 | 0 | 0 |
| 32 Brian Buscher, L (1, 3)<br>OBP: 0.583, SLG: 1.000 | | BBBB<br>4-0<br>76<br>2B<br>BB | | X<br>0-0 ①<br>F8 | | X<br>0-0 ①<br>F7 | | | X<br>0-0 ①<br>F9 | 1 | 1 | 0 | 0 | 1 | 0 | 0 |
| 72 Brock Peterson, R (5, 3)<br>OBP: 0.333, SLG: 0.571 | | | | | | | | | | 2 | 0 | 0 | 0 | 0 | 0 | 1 |
| 76 Wilson Ramos, R (1, 2)<br>OBP: 0.500, SLG: 0.600 | | X<br>0-0<br>22<br>SH1<br>1-H<br>2B | | X<br>0-0 ②<br>G5-3 | | BBBB<br>4-0<br>1-2<br>BB | | | CCS<br>0-3 ②<br>K | 2 | 0 | 1 | 1 | 0 | 0 | 0 |
| 80 Jeff Christy, R (4, 2)<br>OBP: 1.000, SLG: 1.000 | | | | | | | | | | 0 | 0 | 0 | 0 | 1 | 0 | 0 |
| 81 Danny Lehmann, R (7, 2) | | | | | | | | | | 1 | 0 | 0 | 0 | 0 | 1 | 0 |
| 22 Carlos Gómez, R (1, 8)<br>OBP: 0.364, SLG: 0.600 | | X<br>0-0 ①<br>SH1<br>2-3 | | X<br>0-0<br>20<br>S<br>1B | | X<br>0-0 ②③<br>L5-4<br>2-2 | | | CCS<br>0-3 ③<br>K | 1 | 0 | 1 | 0 | 0 | 0 | 0 |
| 82 Dustin Martin, L (5, 8)<br>OBP: 0.500, SLG: 0.727 | | | | | | | | | | 2 | 0 | 0 | 0 | 0 | 1 | 2 |
| 20 Matt Tolbert, S (1, 6)<br>OBP: 0.188, SLG: 0.133 | | X<br>0-0 ②<br>F8 | | BCCS<br>1-3 ③<br>K2-3<br>1-2 | | | CCS<br>0-3 ①<br>K | | | 3 | 0 | 0 | 0 | 0 | 2 | 2 |
| 1 Trevor Plouffe, R (7, 6) | | | | | | | | | | 0 | 0 | 0 | 0 | 0 | 0 | 0 |
| 27 Matt Macri, R (1, 5) | | X<br>0-0 ③<br>G6-3 | | | X<br>0-0 ①<br>F7 | | BBBB<br>4-0<br>77<br>CS<br>BB | | | 2 | 0 | 0 | 0 | 0 | 0 | 1 |
| 74 Deibinson Romero, R (5, 5)<br>OBP: 0.750, SLG: 0.667 | | | | | | | | | | 0 | 0 | 0 | 0 | 1 | 0 | 0 |

| Inning Stats | 1 | 2 | 3 | 4 | 5 | 6 | 7 | 8 | 9 |
|---|---|---|---|---|---|---|---|---|---|
| | R: 0<br>E: 0<br>K: 1<br>S: 4<br>H: 0<br>LOB: 1<br>BB: 1<br>P: 9 | R: 1<br>E: 0<br>K: 0<br>S: 4<br>H: 1<br>LOB: 1<br>BB: 1<br>P: 8 | R: 0<br>E: 0<br>K: 1<br>S: 5<br>H: 0<br>LOB: 1<br>BB: 1<br>P: 10 | R: 0<br>E: 0<br>K: 1<br>S: 6<br>H: 1<br>LOB: 1<br>BB: 0<br>P: 7 | R: 0<br>E: 0<br>K: 0<br>S: 4<br>H: 1<br>LOB: 1<br>BB: 0<br>P: 4 | R: 0<br>E: 0<br>K: 0<br>S: 3<br>H: 1<br>LOB: 1<br>BB: 1<br>P: 7 | R: 0<br>E: 0<br>K: 1<br>S: 4<br>H: 0<br>LOB: 0<br>BB: 1<br>P: 9 | R: 0<br>E: 0<br>K: 0<br>S: 3<br>H: 0<br>LOB: 0<br>BB: 0<br>P: 3 | R: 0<br>E: 0<br>K: 2<br>S: 7<br>H: 0<br>LOB: 0<br>BB: 0<br>P: 7 |

1B: 3 SF: 0
2B: 2 SAC: 1
3B: 0 DP: 2
HR: 0 HBP: 1

WP: 0 PA: 35
PB: 0
SB: 3
CS: 1

## TOP

| | AB | R | H | RBI | BB | SO | LOB |
|---|---|---|---|---|---|---|---|
| AB | 27 | | | | | | |
| R | 1 | | | | | | |
| H | 4 | | | | | | |
| RBI | 1 | | | | | | |
| BB | 5 | | | | | | |
| SO | 6 | | | | | | |
| LOB | 13 | | | | | | |

| PITCHER | | IP | WLS | BF | H | R | ER | SO | BB | IBB | HBP | BLK | WP | HR | S | P | ERA | WHIP |
|---|---|---|---|---|---|---|---|---|---|---|---|---|---|---|---|---|---|---|
| 24 Tom Gorzelanny, L<br>ERA: 2.25 | (1, 1) | 2.0 | | 9 | 1 | 1 | 1 | 1 | 2 | 0 | 1 | 0 | 0 | 0 | 8 | 17 | 4.50 | 1.500 |
| Chris Bootcheck, R<br>ERA: | (3, 1) | 2.0 | | 8 | 1 | 0 | 0 | 2 | 1 | 0 | 0 | 0 | 0 | 0 | 11 | 17 | 0.00 | 1.000 |
| 17 Sean Burnett, L<br>ERA: 2.25 | (5, 1) | 1.0 | W | 4 | 1 | 0 | 0 | 0 | 0 | 0 | 0 | 0 | 0 | 0 | 4 | 4 | 0.00 | 1.000 |
| 30 Tyler Yates, R<br>ERA: | (6, 1) | 1.0 | H | 4 | 1 | 0 | 0 | 0 | 1 | 0 | 0 | 0 | 0 | 0 | 3 | 7 | 0.00 | 2.000 |
| 38 Craig Hansen, R<br>ERA: | (7, 1) | 1.0 | H | 3 | 0 | 0 | 0 | 1 | 1 | 0 | 0 | 0 | 0 | 0 | 4 | 9 | 0.00 | 1.000 |

| PITCHER | | IP | WLS | BF | H | R | ER | SO | BB | IBB | HBP | BLK | WP | HR | S | P | ERA | WHIP |
|---|---|---|---|---|---|---|---|---|---|---|---|---|---|---|---|---|---|---|
| 65 Juan Mateo, R<br>ERA: | (8, 1) | 1.0 | H | 3 | 0 | 0 | 0 | 0 | 0 | 0 | 0 | 0 | 0 | 0 | 3 | 3 | 0.00 | 0.000 |
| 47 Evan Meek, R<br>ERA: | (9, 1) | 1.0 | S | 3 | 0 | 0 | 0 | 2 | 0 | 0 | 0 | 0 | 0 | 0 | 7 | 7 | 0.00 | 0.000 |

# Minnesota Twins @ Pittsburgh Pirates

McKechnie Field, Bradenton, FL

Wed Mar 04 2009, 1:05 PM EST

Att. 3,328 - Sunny - 70 F

## BOTTOM

| Batter | 1 | 2 | 3 | 4 | 5 | 6 | 7 | 8 | 9 | AB | R | H | RBI | BB | SO | LOB |
|---|---|---|---|---|---|---|---|---|---|---|---|---|---|---|---|---|
| 3 Nyjer Morgan, L (1, 7)<br>OBP: 0.188, SLG: 0.250<br>68 Jeff Salazar, L (7, 7)<br>OBP: 0.308, SLG: 0.400 | G4-3 | | P2 | | P5 | | K | | | 3<br>1 | 0<br>0 | 0<br>0 | 0<br>0 | 0<br>0 | 0<br>1 | 1<br>0 |
| 12 Freddy Sanchez, R (1, 4)<br>OBP: 0.333, SLG: 0.364<br>73 Shelby Ford, S (7, 4)<br>OBP: 0.400, SLG: 0.667 | G5-3 | | F9 | | G4-3 | | | G6-3 | | 3<br>1 | 0<br>0 | 0<br>0 | 0<br>0 | 0<br>0 | 0<br>0 | 1<br>0 |
| 13 Nate McLouth, L (1, 8)<br>OBP: 0.333, SLG: 0.545<br>22 Andrew McCutchen, R (7, 8)<br>OBP: 0.294, SLG: 0.077 | 41 FC5-4 1B | | K | | | G3 | | 35 S BB | | 3<br>0 | 0<br>0 | 1<br>0 | 0<br>0 | 0<br>1 | 1<br>0 | 1<br>0 |
| 41 Ryan Doumit, S (1, 2)<br>OBP: 0.154, SLG: 0.167<br>35 Jason Jaramillo, S (7, 2)<br>OBP: 0.571, SLG: 0.400 | FC5-4 1-2f | | | G4-3 | | 18 2B 1B | | 37 G5-3 BB 1-2 | | 3<br>0 | 0<br>0 | 1<br>0 | 0<br>0 | 0<br>1 | 0<br>0 | 1<br>0 |
| 25 Adam LaRoche, L (1, 3)<br>OBP: 0.167, SLG: 0.167<br>37 Andy Phillips, R (7, 3)<br>OBP: 0.250, SLG: 0.143 | | K | | K | | K | | G5-3 1-2f | | 3<br>1 | 0<br>0 | 0<br>0 | 0<br>0 | 0<br>0 | 3<br>0 | 1<br>2 |
| 18 Craig Monroe, R (1, 9)<br>OBP: 0.583, SLG: 1.000<br>69 Garrett Jones, L (7, 9)<br>OBP: 0.500, SLG: 0.333 | | 44 G3-1 2B | | K | | 1-3 2B | | | | 3<br>0 | 0<br>0 | 2<br>0 | 0<br>0 | 0<br>0 | 1<br>0 | 0<br>0 |
| 44 Brandon Moss, L (1, 10)<br>OBP: 0.357, SLG: 0.583 | | G3-1 2-3 | | | 15 HR 2B | F8 | | | | 3 | 1 | 1 | 0 | 0 | 0 | 3 |
| 15 Andy LaRoche, R (1, 5)<br>OBP: 0.444, SLG: 0.875<br>19 Neil Walker, S (7, 5)<br>OBP: 0.308, SLG: 0.273 | | G5-3 | | | 2-H HR | | K | | | 2<br>1 | 1<br>0 | 1<br>0 | 2<br>0 | 0<br>0 | 0<br>1 | 1<br>0 |
| 2 Jack Wilson, R (1, 6)<br>OBP: 0.182, SLG: 0.182<br>10 Brian Bixler, R (8, 6)<br>OBP: 0.250, SLG: 0.375 | | | E5 | | G6-3 | | P2 | | | 3<br>0 | 0<br>0 | 0<br>0 | 0<br>0 | 0<br>0 | 0<br>0 | 0<br>0 |
| Inning Stats | R: 0<br>E: 0<br>K: 0<br>S: 4<br>H: 1<br>LOB: 1<br>BB: 0<br>P: 4 | R: 0<br>E: 0<br>K: 1<br>S: 6<br>H: 1<br>LOB: 1<br>BB: 0<br>P: 6 | R: 0<br>E: 1<br>K: 1<br>S: 6<br>H: 0<br>LOB: 1<br>BB: 0<br>P: 6 | R: 0<br>E: 0<br>K: 2<br>S: 7<br>H: 0<br>LOB: 0<br>BB: 0<br>P: 7 | R: 2<br>E: 0<br>K: 0<br>S: 7<br>H: 2<br>LOB: 0<br>BB: 0<br>P: 9 | R: 0<br>E: 0<br>K: 1<br>S: 7<br>H: 2<br>LOB: 2<br>BB: 0<br>P: 7 | R: 0<br>E: 0<br>K: 2<br>S: 7<br>H: 0<br>LOB: 0<br>BB: 0<br>P: 7 | R: 0<br>E: 0<br>K: 0<br>S: 2<br>H: 0<br>LOB: 1<br>BB: 2<br>P: 10 | | 1B: 2<br>2B: 3<br>3B: 0<br>HR: 1<br>SF: 0<br>SAC: 0<br>DP: 1<br>HBP: 0 | | | | | | |

livebaseballscorecards.com

| | |
|---|---|
| AB | 30 |
| R | 2 |
| H | 6 |
| RBI | 2 |
| BB | 2 |
| SO | 7 |
| LOB | 11 |

WP: 0 PA: 32
PB: 0
SB: 1
CS: 0

| PITCHER | | IP | WLS | BF | H | R | ER | SO | BB | IBB | HBP | BLK | WP | HR | S | P | ERA | WHIP |
|---|---|---|---|---|---|---|---|---|---|---|---|---|---|---|---|---|---|---|
| 47 Francisco Liriano, L<br>ERA: 3.6 | (1, 1) | 3.0 | | 12 | 2 | 0 | 0 | 2 | 0 | 0 | 0 | 0 | 0 | 0 | 16 | 16 | 0.00 | 0.667 |
| 39 R.A. Dickey, R<br>ERA: 4.5 | (4, 1) | 2.0 | L | 8 | 2 | 2 | 2 | 2 | 0 | 0 | 0 | 0 | 0 | 1 | 14 | 16 | 9.00 | 1.000 |
| 54 Matt Guerrier, R<br>ERA: 3.0 | (6, 1) | 1.0 | | 5 | 2 | 0 | 0 | 1 | 0 | 0 | 0 | 0 | 0 | 0 | 7 | 7 | 0.00 | 2.000 |
| 49 Craig Breslow, L<br>ERA: 3.0 | (7, 1) | 1.0 | | 3 | 0 | 0 | 0 | 2 | 0 | 0 | 0 | 0 | 0 | 0 | 7 | 7 | 0.00 | 0.000 |
| 50 Jose Mijares, L<br>ERA: | (8, 1) | 1.0 | | 4 | 0 | 0 | 0 | 0 | 2 | 0 | 0 | 0 | 0 | 0 | 2 | 10 | 0.00 | 2.000 |

| PITCHER | IP | WLS | BF | H | R | ER | SO | BB | IBB | HBP | BLK | WP | HR | S | P | ERA | WHIP |
|---|---|---|---|---|---|---|---|---|---|---|---|---|---|---|---|---|---|

# Pittsburgh Pirates @ Cincinnati Reds

Ed Smith Stadium, Sarasota, FL

Thu Mar 05 2009, 1:05 PM EST

Att. 3,640 - Sunny - 75 F

TOP

livebaseballscorecards.com

| Batter | 1 | 2 | 3 | 4 | 5 | 6 | 7 | 8 | 9 | 10 | AB | R | H | RBI | BB | SO | LOB |
|---|---|---|---|---|---|---|---|---|---|---|---|---|---|---|---|---|---|
| 3 Nyjer Morgan, L (1, 8)<br>OBP: 0.211, SLG: 0.263 | G1-3 | | K2-3 | | | 44 E 18 SF8 22 G5-3 1B | | G3-1 | K | | 3 | 1 | 1 | 0 | 0 | 1 | 0 |
| 68 Jeff Salazar, L (7, 8)<br>OBP: 0.267, SLG: 0.333 | | | | | | | | | | | 2 | 0 | 0 | 0 | 0 | 1 | 2 |
| 22 Andrew McCutchen, R (1, 7)<br>OBP: 0.273, SLG: 0.167 | L8 | | | P3 | | G5-3 | | 37 1B 2B | L8 | | 5 | 1 | 1 | 0 | 0 | 0 | 4 |
| 44 Brandon Moss, L (1, 9)<br>OBP: 0.294, SLG: 0.467 | E5 | | | L8 | | E6 15 BB | | 53 1B 1B | | 19 FC6-4 69 G5-3 53 BB 1B | 3 | 0 | 0 | 1 | 0 | 0 | 1 |
| 37 Andy Phillips, R (6, 3)<br>OBP: 0.400, SLG: 0.333 | | | | | | | | | | | 2 | 1 | 2 | 1 | 0 | 0 | 0 |
| 18 Craig Monroe, R (1, 10)<br>OBP: 0.467, SLG: 0.818 | F9 | | | F8 | | SF8 | | 19 G3-6-1 1B | | 19 FC6-4 BB | 2 | 0 | 0 | 1 | 0 | 0 | 1 |
| 53 Pedro Alvarez, L (8, PH)<br>(8, 10)<br>OBP: 0.600, SLG: 0.625 | | | | | | | | | | | 1 | 0 | 1 | 0 | 1 | 0 | 0 |
| 15 Andy LaRoche, R (1, 5)<br>OBP: 0.500, SLG: 0.800 | | 69 G6-4-3 1B | | | K | BB | | G3-6-1 | | FC6-4 35 PB 69 G5-3 | 2 | 0 | 1 | 0 | 1 | 1 | 0 |
| 19 Neil Walker, S (7, 5)<br>OBP: 0.267, SLG: 0.231 | | | | | | | | | | | 2 | 0 | 0 | 0 | 0 | 0 | 4 |
| 69 Garrett Jones, L (1, 3)<br>(6, 9)<br>OBP: 0.385, SLG: 0.200 | | G6-4-3 | | | G4-3 | P6 | | | 73 1B 36 1B BB | G5-3 | 4 | 1 | 0 | 1 | 1 | 0 | 4 |
| 23 Robinzon Diaz, R (1, 2)<br>OBP: 0.333, SLG: 0.625 | | L9 | | | P3 | | F7 | | P3 | G4-3 | 3 | 0 | 0 | 0 | 0 | 0 | 0 |
| 35 Jason Jaramillo, S (7, 2)<br>OBP: 0.444, SLG: 0.286 | | | | | | | | | | | 2 | 0 | 0 | 0 | 0 | 0 | 2 |
| 73 Shelby Ford, S (1, 4)<br>OBP: 0.429, SLG: 0.769 | | | K | | | 10 1B 3B | F8 | | 36 1B 1B | | 4 | 1 | 2 | 0 | 0 | 1 | 0 |
| 10 Brian Bixler, R (1, 6)<br>OBP: 0.300, SLG: 0.400 | | | G5-3 | | | 22 G5-3 3 1B 44 E 1B | P6 | | | | 2 | 1 | 1 | 1 | 0 | 0 | 0 |
| 36 Luis Alfonso Cruz, R (6, 6)<br>OBP: 0.333, SLG: 0.333 | | | | | | | | | | | 2 | 0 | 1 | 1 | 0 | 0 | 0 |

| | AB | 39 |
|---|---|---|
| | R | 6 |
| | H | 10 |
| | RBI | 6 |
| | BB | 3 |
| | SO | 4 |
| | LOB | 18 |

| Inning Stats | | | | | | | | | | | | | | | | | | | | | | |
|---|---|---|---|---|---|---|---|---|---|---|---|---|---|---|---|---|---|---|---|---|---|---|
| | R: 0 | H: 0 | R: 0 | H: 1 | R: 0 | H: 0 | R: 0 | H: 0 | R: 0 | H: 3 | R: 0 | H: 0 | R: 1 | H: 3 | R: 1 | H: 2 | R: 1 | H: 1 | 1B: 8 | SF: 1 | WP: 0 | PA: 43 |
| | E: 1 | LOB: 1 | E: 0 | LOB: 0 | E: 0 | LOB: 0 | E: 0 | LOB: 0 | E: 1 | LOB: 2 | E: 0 | LOB: 0 | E: 0 | LOB: 1 | E: 0 | LOB: 2 | E: 0 | LOB: 1 | 2B: 1 | SAC: 0 | PB: 1 | |
| | K: 0 | BB: 0 | K: 0 | BB: 0 | K: 2 | BB: 0 | K: 0 | BB: 0 | K: 0 | BB: 1 | K: 0 | BB: 0 | K: 0 | BB: 1 | K: 1 | BB: 1 | K: 0 | BB: 1 | 3B: 1 | DP: 2 | SB: 0 | |
| | S: 4 | P: 4 | S: 3 | P: 3 | S: 7 | P: 7 | S: 3 | P: 3 | S: 7 | P: 11 | S: 3 | P: 3 | S: 5 | P: 5 | S: 7 | P: 11 | S: 5 | P: 9 | HR: 0 | HBP: 0 | CS: 0 | |

| PITCHER | IP | WLS | BF | H | R | ER | SO | BB | IBB | HBP | BLK | WP | HR | S | P | ERA | WHIP |
|---|---|---|---|---|---|---|---|---|---|---|---|---|---|---|---|---|---|
| 40 Nick Masset, R (1, 1)<br>ERA: 6.75 | 3.0 | | 10 | 1 | 0 | 0 | 2 | 0 | 0 | 0 | 0 | 0 | 0 | 14 | 14 | 0.00 | 0.333 |
| 25 David Weathers, R (4, 1)<br>ERA: 6.0 | 1.0 | H | 3 | 0 | 0 | 0 | 0 | 0 | 0 | 0 | 0 | 0 | 0 | 3 | 3 | 0.00 | 0.000 |
| 57 Mike Lincoln, R (5, 1)<br>ERA: 3.0 | 1.0 | H | 3 | 0 | 0 | 0 | 1 | 0 | 0 | 0 | 0 | 0 | 0 | 5 | 5 | 0.00 | 0.000 |
| 88 Ben Jukich, L (6, 1)<br>ERA: 6.0 | 2.0 | B | 11 | 3 | 3 | 2 | 0 | 1 | 0 | 0 | 0 | 0 | 0 | 10 | 14 | 9.00 | 2.000 |
| 78 Sam LeCure, R (8, 1)<br>ERA: 12.0 | 1.0 | H | 5 | 3 | 1 | 1 | 0 | 0 | 0 | 0 | 0 | 0 | 0 | 5 | 5 | 9.00 | 3.000 |

| PITCHER | IP | WLS | BF | H | R | ER | SO | BB | IBB | HBP | BLK | WP | HR | S | P | ERA | WHIP |
|---|---|---|---|---|---|---|---|---|---|---|---|---|---|---|---|---|---|
| 56 Aaron Fultz, L (9, 1)<br>ERA: 5.4 | 0.2 | B | 5 | 2 | 1 | 1 | 1 | 1 | 0 | 0 | 0 | 0 | 0 | 6 | 10 | 13.50 | 4.500 |
| 65 Josh Roenicke, R (9, 1)<br>ERA: 5.4 | 1.1 | W | 6 | 1 | 1 | 1 | 0 | 1 | 0 | 0 | 0 | 0 | 0 | 6 | 10 | 6.75 | 1.500 |

| Batter | 1 | 2 | 3 | 4 | 5 | 6 | 7 | 8 | 9 | 10 | AB | R | H | RBI | BB | SO | LOB |
|---|---|---|---|---|---|---|---|---|---|---|---|---|---|---|---|---|---|
| 30 Norris Hopper, R (1, 7)<br>OBP: 0.333, SLG: 0.273 | L8 | | SH3<br>1-2 | | P2 | | F7 | | G3-1<br>1-2<br>2-3 | | 2 | 0 | 0 | 0 | 0 | 0 | 0 |
| 21 Chris Dickerson, L (6, 7)<br>OBP: 0.462, SLG: 0.909 | | | | | | | | | | | 2 | 0 | 0 | 0 | 0 | 0 | 2 |
| Jeff Keppinger, R (1, 6)<br>OBP: 0.143, SLG: 0.143 | G6-3 | | G6-3 | | G6-3 | | G6-3 | | | 62<br>SH1-4<br>84<br>1B<br>2B | 3 | 0 | 0 | 0 | 0 | 0 | 1 |
| 64 Chris Valaika, R (6, 6)<br>OBP: 0.333, SLG: 0.545 | | | | | | | | | | | 2 | 1 | 1 | 0 | 0 | 0 | 0 |
| 82 Wes Bankston, R (1, 9)<br>OBP: 0.357, SLG: 0.100 | G5-3 | | | F7 | | 4<br>P6<br>1B | | K | | 84<br>1B<br>62<br>SH1-4<br>80<br>HR<br>BB | 3 | 0 | 1 | 0 | 0 | 0 | 0 |
| 83 Drew Stubbs, R (6, PR)<br>OBP: 0.250, SLG: 0.286 | | | | | | | | | | | 1 | 1 | 0 | 0 | 1 | 1 | 0 |
| (7, 9) | | | | | | | | | | | | | | | | | |
| 4 Brandon Phillips, R (1, 4)<br>OBP: 0.500, SLG: 0.692 | | 9<br>G4-3<br>60<br>SF7<br>2B | | F8 | | 1 SAFE<br>P6<br>1-2 | | G4-3 | | SH1-4<br>1-2<br>2-3 | 3 | 1 | 1 | 0 | 0 | 0 | 1 |
| 62 Danny Richar, L (7, 4)<br>OBP: 0.250, SLG: 0.500 | | | | | | | | | | | 1 | 0 | 0 | 0 | 0 | 0 | 0 |
| 9 Jacque Jones, L (1, 3)<br>OBP: 0.308, SLG: 0.182 | | G4-3<br>2-3 | | 60<br>BB<br>50<br>2B<br>1B | | HR | | G6-3 | | 84<br>1B<br>80<br>HR<br>IBB | 2 | 1 | 1 | 0 | 0 | 0 | 1 |
| 75 Kevin Barker, L (6, 3)<br>OBP: 0.545, SLG: 1.000 | | | | | | | | | | | 2 | 2 | 1 | 1 | 1 | 0 | 0 |
| 60 Adam Rosales, R (1, 5)<br>OBP: 0.300, SLG: 0.571 | | SF7<br>3-H | | 50<br>2B<br>1-2<br>BB | | 1B | | | F8 | 80<br>HR<br>1-2<br>2-3<br>3-H<br>1B | 0 | 1 | 0 | 1 | 1 | 0 | 0 |
| 84 Todd Frazier, R (6, PH)<br>OBP: 0.333, SLG: 0.273 | | | | | | | | | | | 3 | 1 | 2 | 1 | 0 | 0 | 0 |
| (7, 5) | | | | | | | | | | | | | | | | | |
| 50 Laynce Nix, L (1, 8)<br>OBP: 0.417, SLG: 0.818 | | G4-3 | | 1-H<br>2-H<br>2B | | K | | | K | HR<br>1-H<br>2-H<br>3-H | 2 | 0 | 1 | 2 | 0 | 0 | 0 |
| 80 Darnell McDonald, R (6, 8)<br>OBP: 0.429, SLG: 0.769 | | | | | | | | | | | 3 | 1 | 1 | 4 | 0 | 2 | 1 |
| 2 Alex Gonzalez, R (1, 10)<br>OBP: 0.500, SLG: 0.500 | | | 30<br>SH3<br>1B | G6-3 | | | 71<br>E<br>71<br>SF9<br>HBP | | 21<br>WP<br>71<br>BB<br>1B | | 2 | 0 | 1 | 0 | 0 | 0 | 1 |
| 31 Jonny Gomes, R (7, PH)<br>OBP: 0.462, SLG: 0.909 | | | | | | | | | | | 1 | 1 | 1 | 0 | 0 | 0 | 0 |
| (8, 10) | | | | | | | | | | | | | | | | | |
| 26 Wilkin Castillo, S (9, PR) | | | | | | | | | | | 0 | 0 | 0 | 0 | 0 | 0 | 0 |
| (10, 10) | | | | | | | | | | | | | | | | | |
| 81 Chris Kroski, L (1, 2)<br>OBP: 0.333, SLG: 0.667 | | | P5 | | G5-3 | | 1 SAFE<br>C<br>1 SAFE<br>SF9<br>1-H | | | 21<br>WP<br>1-2<br>BB | 1 | 0 | 0 | 0 | 0 | 0 | 1 |
| 81 Chris Denove, R (4, 2)<br>OBP: 0.250, SLG: 0.500 | | | | | | | | | | | 1 | 0 | 0 | 0 | 0 | 0 | 0 |
| 71 Craig Tatum, R (7, 2)<br>OBP: 0.429, SLG: 1.000 | | | | | | | | | | | 0 | 0 | 0 | 1 | 1 | 0 | 0 |
| Inning Stats | R: 0 E: 0 K: 0 S: 3 H: 0 LOB: 0 BB: 0 P: 3 | R: 1 E: 0 K: 0 S: 4 H: 1 LOB: 0 BB: 0 P: 4 | R: 0 E: 0 K: 0 S: 4 H: 1 LOB: 1 BB: 0 P: 4 | R: 2 E: 0 K: 0 S: 5 H: 2 LOB: 1 BB: 1 P: 9 | R: 0 E: 0 K: 0 S: 3 H: 0 LOB: 0 BB: 0 P: 3 | R: 1 E: 0 K: 1 S: 7 H: 3 LOB: 1 BB: 0 P: 7 | R: 1 E: 1 K: 0 S: 4 H: 0 LOB: 0 BB: 0 P: 5 | R: 0 E: 0 K: 1 S: 5 H: 0 LOB: 0 BB: 0 P: 5 | R: 0 E: 0 K: 1 S: 6 H: 1 LOB: 3 BB: 1 P: 11 | R: 5 E: 0 K: 0 S: 4 H: 3 LOB: 0 BB: 2 P: 12 | 1B: 6<br>2B: 3<br>3B: 0<br>HR: 2 | SF: 2<br>SAC: 2<br>DP: 0<br>HBP: 1 | WP: 1<br>PB: 0<br>SB: 0<br>CS: 0 | PA: 43 | | | |

| PITCHER | | IP | WLS | BF | H | R | ER | SO | BB | IBB | HBP | BLK | WP | HR | S | P | ERA | WHIP |
|---|---|---|---|---|---|---|---|---|---|---|---|---|---|---|---|---|---|---|
| 28 Paul Maholm, L<br>ERA: 1.8 | (1, 1) | 3.0 | | 11 | 2 | 1 | 1 | 0 | 0 | 0 | 0 | 0 | 0 | 0 | 11 | 11 | 3.00 | 0.667 |
| 27 Jeff Karstens, R<br>ERA: 5.79 | (4, 1) | 2.2 | | 13 | 5 | 3 | 3 | 0 | 1 | 0 | 0 | 0 | 0 | 1 | 12 | 16 | 10.12 | 2.250 |
| 54 Denny Bautista, R<br>ERA: 5.4 | (6, 1) | 1.1 | | 5 | 0 | 1 | 0 | 1 | 0 | 0 | 1 | 0 | 0 | 0 | 7 | 8 | 0.00 | 0.000 |
| 56 Donnie Veal, L<br>ERA: | (8, 1) | 1.0 | | 3 | 0 | 0 | 0 | 1 | 0 | 0 | 0 | 0 | 0 | 0 | 5 | 5 | 0.00 | 0.000 |
| 74 Jason Davis, R<br>ERA: 3.0 | (9, 1) | 1.0 | | 5 | 1 | 0 | 0 | 1 | 1 | 0 | 0 | 0 | 1 | 0 | 6 | 11 | 0.00 | 2.000 |

| PITCHER | | IP | WLS | BF | H | R | ER | SO | BB | IBB | HBP | BLK | WP | HR | S | P | ERA | WHIP |
|---|---|---|---|---|---|---|---|---|---|---|---|---|---|---|---|---|---|---|
| 63 Ronald Uviedo, R<br>ERA: 19.29 | (10, 1) | 0.1 | L | 6 | 3 | 5 | 5 | 0 | 1 | 1 | 0 | 0 | 0 | 1 | 4 | 12 | 135.00 | 12.000 |

# BOTTOM

# Pittsburgh Pirates @ Cincinnati Reds

Ed Smith Stadium, Sarasota, FL

Thu Mar 05 2009, 1:05 PM EST

Att. 3,640 - Sunny - 75 F

livebaseballscorecards.com

| | |
|---|---|
| AB | 34 |
| R | 10 |
| H | 11 |
| RBI | 10 |
| BB | 4 |
| SO | 3 |
| LOB | 8 |

# Tampa Bay Rays @ Pittsburgh Pirates

McKechnie Field, Bradenton, FL

Fri Mar 06 2009, 1:05 PM EST

Att. 5,588 - Partly Cloudy - 78 F

TOP

livebaseballscorecards.com

| Batter | 1 | 2 | 3 | 4 | 5 | 6 | 7 | 8 | 9 | AB | R | H | RBI | BB | SO | LOB |
|---|---|---|---|---|---|---|---|---|---|---|---|---|---|---|---|---|
| 38 Fernando Perez, R (1, 8)<br>OBP: 0.316, SLG: 0.267<br>28 John Jaso, L (5, 2) | K | 3 S 23 2B 1B<br>1-2 | BB | | K | | | G5-3 | | 3<br>1 | 1<br>0 | 1<br>0 | 0<br>0 | 1<br>0 | 2<br>0 | 0<br>0 |
| 10 Justin Ruggiano, R (1, 7)<br>OBP: 0.421, SLG: 0.588<br>43 Jon Weber, L (5, 7)<br>OBP: 0.214, SLG: 0.286 | 3 PB 23 2B HBP | F9<br>2-3 | G1-3 | | K | | | G6-3 | | 3<br>1 | 1<br>0 | 0<br>0 | 0<br>0 | 0<br>0 | 1<br>0 | 3<br>0 |
| 3 Evan Longoria, R (1, 5)<br>OBP: 0.643, SLG: 1.083<br>18 Ben Zobrist, S (5, 8) | F8<br>1-2 | 23 2B 26 1B 1B<br>1-2 | | 32 G6-4-3 1B | | K | | | F7 | 3<br>2 | 1<br>0 | 2<br>0 | 0<br>0 | 0<br>0 | 0<br>1 | 1<br>0 |
| 23 Carlos Pena, L (1, 3)<br>OBP: 1.000, SLG: 2.000<br>32 Chris Richard, L (3, 3)<br>OBP: 0.467, SLG: 0.667 | 30 1B 2B<br>2-H | 26 1B 2B<br>1-3 2-H 3-H | | G6-4-3<br>1-2f | | 37 G6-4-3 BB | | | K | 2<br>2 | 1<br>0 | 2<br>0 | 3<br>0 | 0<br>1 | 0<br>1 | 0<br>1 |
| 26 Gabe Gross, L (1, 9)<br>OBP: 0.727, SLG: 0.667<br>37 Ray Olmedo, S (6, PH)<br>OBP: 0.385, SLG: 0.385 (6, 4) | 30 1B BB | 30 S 1B<br>2-3 3-H | | 30 2B BB | | G6-4-3<br>1-2f | | | G3-1 | 1<br>2 | 1<br>0 | 1<br>0 | 1<br>0 | 2<br>0 | 0<br>0 | 0<br>1 |
| 30 Dioner Navarro, S (1, 2)<br>OBP: 0.385, SLG: 0.583<br>11 Morgan Ensberg, R (5, 5)<br>OBP: 0.200, SLG: 0.200 | 9 FC4-6 1B<br>1-2 2-H | F8<br>1-2 | | 9 1B 2B<br>1-H | | | K | | | 3<br>1 | 1<br>0 | 2<br>0 | 2<br>0 | 0<br>0 | 0<br>1 | 2<br>0 |
| 9 Shawn Riggans, R (1, 10)<br>OBP: 0.154, SLG: 0.154 | FC4-6<br>1-2f | F9 | | 29 WP<br>2-H 1B | | | K | | | 4 | 0 | 1 | 1 | 0 | 1 | 4 |
| 29 Elliot Johnson, S (1, 4)<br>OBP: 0.389, SLG: 0.824 (6, 9) | | HR | K | P5<br>1-2 | | | K | | | 4 | 1 | 1 | 1 | 0 | 2 | 1 |
| 15 Reid Brignac, L (1, 6)<br>OBP: 0.118, SLG: 0.250<br>64 Tim Beckham, R (6, 6)<br>OBP: 0.200, SLG: 0.200 | | 10 F9 38 1B 23 2B BB | K | | G6-3 | | | G4-3 | | 2<br>1 | 1<br>0 | 0<br>0 | 0<br>0 | 1<br>0 | 1<br>0 | 0<br>0 |

| Inning Stats | | |

| Batter | 1 | 2 | 3 | 4 | 5 | 6 | 7 | 8 | 9 | AB | R | H | RBI | BB | SO | LOB |
|---|---|---|---|---|---|---|---|---|---|---|---|---|---|---|---|---|
| 22 Andrew McCutchen, R (1, 7)<br>OBP: 0.280, SLG: 0.333<br>Ruben Gotay, S (6, 7) | F8 | F7<br>1-2<br>2-3 | | | HR | | G4-3 | 37<br>2B<br>BB<br>1-2<br>2-3 | | 3<br>1 | 1<br>1 | 1<br>0 | 1<br>0 | 0<br>1 | 0<br>0 | 2<br>0 |
| 12 Freddy Sanchez, R (1, 4)<br>OBP: 0.400, SLG: 0.429<br>37 Andy Phillips, R (6, 4)<br>OBP: 0.500, SLG: 0.545 | 41<br>2B<br>1B | F8 | | | 41<br>WP<br>41<br>1B<br>1B | | 64<br>G3<br>68<br>1B<br>1B | 1-H<br>2-H<br>3-H<br>2B | | 3<br>2 | 1<br>0 | 2<br>2 | 0<br>3 | 0<br>0 | 0<br>0 | 0<br>0 |
| 13 Nate McLouth, L (1, 8)<br>OBP: 0.333, SLG: 0.571<br>68 Jeff Salazar, L (6, 8)<br>OBP: 0.294, SLG: 0.357 | P6 | | 2B | | K | | 64<br>G3<br>1-2<br>1B | F9 | | 3<br>2 | 0<br>0 | 1<br>1 | 0<br>0 | 0<br>0 | 1<br>0 | 2<br>1 |
| 41 Ryan Doumit, S (1, 2)<br>OBP: 0.250, SLG: 0.333<br>64 Steven Lerud, L (6, 2) | 1-3<br>2B | F9 | | | 25<br>G4-3<br>1-H<br>1B | | G3<br>1-2<br>2-3 | | E5<br>69<br>FC4-6 | 3<br>2 | 0<br>0 | 2<br>0 | 1<br>0 | 0<br>0 | 0<br>0 | 1<br>2 |
| 25 Adam LaRoche, L (1, 3)<br>OBP: 0.133, SLG: 0.133<br>36 Luis Alfonso Cruz, R (6, 3)<br>OBP: 0.200, SLG: 0.200 | K | G6-3 | | | G4-3<br>2-3 | | G6-3 | | P2 | 3<br>2 | 0<br>0 | 0<br>0 | 0<br>0 | 0<br>0 | 1<br>0 | 4<br>3 |
| 18 Craig Monroe, R (1, 9)<br>OBP: 0.389, SLG: 0.643<br>69 Garrett Jones, L (6, 9)<br>OBP: 0.400, SLG: 0.250 | | K | | F8 | G5-3 | | | BB<br>19<br>1B<br>37<br>2B<br>1B | FC4-6<br>10<br>1B<br>1-2f | 3<br>2 | 0<br>1 | 0<br>1 | 0<br>0 | 0<br>0 | 1<br>0 | 1<br>1 |
| 44 Brandon Moss, L (1, 10)<br>OBP: 0.238, SLG: 0.368<br>10 Brian Bixler, R (9, PH)<br>OBP: 0.364, SLG: 0.455 | | G1-3 | | F9 | | G6-3 | | F7 | 1-2<br>1B | 4<br>1 | 0<br>0 | 0<br>1 | 0<br>0 | 0<br>0 | 0<br>0 | 1<br>0 |
| 19 Neil Walker, S (1, 5)<br>OBP: 0.350, SLG: 0.389 | | 22<br>WP<br>2<br>BB<br>1B | | 2B | | G6-3 | | BB<br>37<br>2B<br>1-2<br>1B | K | 5 | 1 | 3 | 0 | 0 | 1 | 2 |
| 2 Jack Wilson, R (1, 6)<br>OBP: 0.214, SLG: 0.154<br>71 Anderson Machado, S (7, 6)<br>OBP: 0.125, SLG: 0.125 | | 22<br>WP<br>1-2<br>BB | | F7 | | G5-3 | | K | | 2<br>1 | 0<br>0 | 0<br>0 | 0<br>0 | 1<br>0 | 0<br>1 | 1<br>2 |
| Inning Stats | R: 0<br>E: 0<br>K: 1<br>S: 7<br>H: 2<br>LOB: 2<br>BB: 0<br>P: 7 | R: 0<br>E: 0<br>K: 1<br>S: 6<br>H: 1<br>LOB: 2<br>BB: 1<br>P: 11 | R: 0<br>E: 0<br>K: 0<br>S: 4<br>H: 1<br>LOB: 1<br>BB: 0<br>P: 4 | R: 0<br>E: 0<br>K: 0<br>S: 4<br>H: 1<br>LOB: 1<br>BB: 0<br>P: 4 | R: 2<br>E: 0<br>K: 1<br>S: 8<br>H: 3<br>LOB: 1<br>BB: 0<br>P: 9 | R: 0<br>E: 0<br>K: 0<br>S: 3<br>H: 0<br>LOB: 0<br>BB: 0<br>P: 3 | R: 0<br>E: 0<br>K: 0<br>S: 5<br>H: 2<br>LOB: 2<br>BB: 0<br>P: 5 | R: 3<br>E: 0<br>K: 1<br>S: 8<br>H: 3<br>LOB: 1<br>BB: 1<br>P: 12 | R: 0<br>E: 1<br>K: 1<br>S: 7<br>H: 1<br>LOB: 2<br>BB: 0<br>P: 7 | 1B: 9<br>2B: 4<br>3B: 0<br>HR: 1<br>SF: 0<br>SAC: 0<br>DP: 0<br>HBP: 0 | | | | | | |

| PITCHER | | IP | WLS | BF | H | R | ER | SO | BB | IBB | HBP | BLK | WP | HR | S | P | ERA | WHIP |
|---|---|---|---|---|---|---|---|---|---|---|---|---|---|---|---|---|---|---|
| 67 Carlos Hernández, L<br>ERA: | (1, 1) | 3.2 | W | 17 | 5 | 0 | 0 | 2 | 1 | 0 | 0 | 0 | 1 | 0 | 20 | 25 | 0.00 | 1.636 |
| 59 Dale Thayer, R<br>ERA: 8.1 | (4, 1) | 1.1 | | 7 | 3 | 2 | 2 | 1 | 0 | 0 | 0 | 0 | 1 | 1 | 9 | 10 | 13.50 | 2.250 |
| 36 Randy Choate, L<br>ERA: 12.0 | (6, 1) | 1.0 | | 3 | 0 | 0 | 0 | 0 | 0 | 0 | 0 | 0 | 0 | 0 | 3 | 3 | 0.00 | 0.000 |
| 71 Julio DePaula, R<br>ERA: 8.1 | (7, 1) | 1.0 | | 5 | 2 | 0 | 0 | 0 | 0 | 0 | 0 | 0 | 0 | 0 | 5 | 5 | 0.00 | 2.000 |
| 45 James Houser, L<br>ERA: 10.8 | (8, 1) | 1.0 | | 7 | 3 | 3 | 3 | 1 | 1 | 0 | 0 | 0 | 0 | 0 | 8 | 12 | 27.00 | 4.000 |

| PITCHER | | IP | WLS | BF | H | R | ER | SO | BB | IBB | HBP | BLK | WP | HR | S | P | ERA | WHIP |
|---|---|---|---|---|---|---|---|---|---|---|---|---|---|---|---|---|---|---|
| 74 Jason Cromer, L<br>ERA: | (9, 1) | 1.0 | S | 5 | 1 | 0 | 0 | 1 | 0 | 0 | 0 | 0 | 0 | 0 | 7 | 7 | 0.00 | 1.000 |

# BOTTOM

## Tampa Bay Rays @ Pittsburgh Pirates

McKechnie Field, Bradenton, FL

Fri Mar 06 2009, 1:05 PM EST
Att. 5,588 - Partly Cloudy - 78 F

livebaseballscorecards.com

| | |
|---|---|
| AB | 42 |
| R | 5 |
| H | 14 |
| RBI | 5 |
| BB | 2 |
| SO | 5 |
| LOB | 23 |

# Pittsburgh Pirates @ Minnesota Twins

Hammond Stadium, Fort Myers, FL

Sat Mar 07 2009, 1:05 PM EST

Att. 6,081 - Partly Cloudy - 77 F

TOP

livebaseballscorecards.com

| Batter | 1 | 2 | 3 | 4 | 5 | 6 | 7 | 8 | 9 | AB | R | H | RBI | BB | SO | LOB |
|---|---|---|---|---|---|---|---|---|---|---|---|---|---|---|---|---|
| 3 Nyjer Morgan, L (1, 8)<br>OBP: 0.217, SLG: 0.227 | F7 | | F9 | | HBP | | B1-3 | 19 BB; 73 SF8; 1-H 2-H 3-H; 2B | F7 | 3 | 0 | 0 | 0 | 0 | 0 | 1 |
| 68 Jeff Salazar, L (7, 7)<br>OBP: 0.316, SLG: 0.438 | | | | | | | | | | 2 | 1 | 1 | 3 | 0 | 0 | 1 |
| 22 Andrew McCutchen, R (1, 7) (7, 8)<br>OBP: 0.258, SLG: 0.296 | K | | F9 | | G5-3 | | 15 BB; 25 1B; 1B | E5; 19 BB | P4 | 6 | 1 | 1 | 0 | 0 | 1 | 4 |
| 15 Andy LaRoche, R (1, 5)<br>OBP: 0.563, SLG: 0.769 | K | | | 69 1B; 18 1B; 1B | | 18 G5-3; 25 G1-3; 37 2B; 1B | 25 1B; 1-2; BB | 1-2 2-3; BB | | 3 | 1 | 2 | 0 | 1 | 1 | 0 |
| 19 Neil Walker, S (7, 5)<br>OBP: 0.381, SLG: 0.389 | | | | | | | | | | 0 | 0 | 0 | 0 | 1 | 0 | 0 |
| 25 Adam LaRoche, L (1, 3)<br>OBP: 0.211, SLG: 0.368 | | HR | | K | | G1-3; 1-2 | 1-3 2-H; 1B | SF8; 3-H | | 4 | 1 | 2 | 2 | 0 | 1 | 2 |
| 73 Shelby Ford, S (7, PR) (7, 4)<br>OBP: 0.400, SLG: 0.769 | | | | | | | | | | 0 | 0 | 0 | 1 | 0 | 0 | 0 |
| 18 Craig Monroe, R (1, 10)<br>OBP: 0.348, SLG: 0.526 | | F9 | | 69 1B; 1-2; 1B | | G5-3; 2-3 | F8 | F8 | | 5 | 0 | 1 | 0 | 0 | 0 | 5 |
| 44 Brandon Moss, L (1, 9)<br>OBP: 0.227, SLG: 0.350 | | K | | 1-2 2-3; 1B | | 37 2B; BB | | 23 BB; 37 1B; 68 2B; 1B | F7 | 1 | 0 | 0 | 0 | 0 | 1 | 0 |
| 69 Garrett Jones, L (4, PH) (4, 9) (9, 3)<br>OBP: 0.474, SLG: 0.333 | | | | | | | | | | 3 | 2 | 2 | 0 | 1 | 0 | 0 |
| 37 Andy Phillips, R (1, 4)<br>OBP: 0.500, SLG: 0.600 | | F7 | | P4 | | 1-H 3-H; 2B | | 23 BB; 68 2B; 1-2; 1B | 10 1B; 23 3B; 1B | 4 | 1 | 2 | 2 | 0 | 0 | 2 |
| 53 Pedro Alvarez, L (7, 3) (9, PH)<br>OBP: 0.636, SLG: 0.667 | | | | | | | | | | 1 | 1 | 1 | 0 | 0 | 0 | 0 |
| Larry Broadway, L (9, 9) | | | | | | | | | | 0 | 0 | 0 | 0 | 0 | 0 | 0 |
| 36 Luis Alfonso Cruz, R (1, 6)<br>OBP: 0.250, SLG: 0.250 | | | 35 1B; 1B | | F7 | L7 | | P4 | 23 3B; 1-2; 1B | 3 | 0 | 1 | 0 | 0 | 0 | 1 |
| 10 Brian Bixler, R (7, 6)<br>OBP: 0.385, SLG: 0.462 | | | | | | | | | | 2 | 1 | 1 | 0 | 0 | 0 | 2 |
| 35 Jason Jaramillo, S (1, 2)<br>OBP: 0.417, SLG: 0.300 | | | 1-3; 1B | | G6-3 | | F8 | 68 2B; 1-2 2-3; BB | 1-H 2-H; 3B | 3 | 0 | 1 | 0 | 0 | 0 | 0 |
| 23 Robinzon Diaz, R (7, 2)<br>OBP: 0.455, SLG: 0.889 | | | | | | | | | | 1 | 1 | 1 | 2 | 1 | 0 | 0 |

| AB | 41 |
|---|---|
| R | 10 |
| H | 16 |
| RBI | 10 |
| BB | 4 |
| SO | 4 |
| LOB | 18 |

| Inning Stats | 1 | 2 | 3 | 4 | 5 | 6 | 7 | 8 | 9 |
|---|---|---|---|---|---|---|---|---|---|
| | R: 0 E: 0 K: 2 S: 7 | H: 0 LOB: 0 BB: 0 P: 7 | R: 1 E: 0 K: 1 S: 7 | H: 1 LOB: 0 BB: 0 P: 8 | R: 0 E: 0 K: 0 S: 4 | H: 2 LOB: 0 BB: 0 P: 4 | R: 0 E: 0 K: 1 S: 7 | H: 3 LOB: 2 BB: 0 P: 7 | R: 0 E: 0 K: 0 S: 3 | H: 0 LOB: 1 BB: 0 P: 4 | R: 2 E: 0 K: 0 S: 5 | H: 2 LOB: 2 BB: 1 P: 9 | R: 1 E: 0 K: 0 S: 5 | H: 2 LOB: 2 BB: 1 P: 9 | R: 4 E: 1 K: 0 S: 7 | H: 3 LOB: 2 BB: 2 P: 15 | R: 2 E: 0 K: 0 S: 6 | H: 3 LOB: 1 BB: 0 P: 6 |

| 1B: 12 | SF: 1 | WP: 0 | PA: 47 |
|---|---|---|---|
| 2B: 2 | SAC: 0 | PB: 0 | |
| 3B: 1 | DP: 0 | SB: 0 | |
| HR: 1 | HBP: 1 | CS: 0 | |

| PITCHER | | IP | WLS | BF | H | R | ER | SO | BB | IBB | HBP | BLK | WP | HR | S | P | ERA | WHIP |
|---|---|---|---|---|---|---|---|---|---|---|---|---|---|---|---|---|---|---|
| 30 Scott Baker, R<br>ERA: 6.0 | (1, 1) | 4.0 | | 16 | 6 | 1 | 1 | 4 | 0 | 0 | 0 | 0 | 0 | 1 | 25 | 26 | 2.25 | 1.500 |
| 39 R.A. Dickey, R<br>ERA: 3.6 | (5, 1) | 1.0 | | 4 | 0 | 0 | 0 | 0 | 0 | 0 | 1 | 0 | 0 | 0 | 3 | 4 | 0.00 | 0.000 |
| 54 Matt Guerrier, R<br>ERA: 6.75 | (6, 1) | 1.0 | L | 6 | 2 | 2 | 2 | 0 | 1 | 0 | 0 | 0 | 0 | 0 | 5 | 9 | 18.00 | 3.000 |
| 50 Jose Mijares, L<br>ERA: 2.25 | (7, 1) | 1.0 | | 6 | 2 | 1 | 1 | 0 | 1 | 0 | 0 | 0 | 0 | 0 | 5 | 9 | 9.00 | 3.000 |
| 84 Ben Julianel, L<br>ERA: 20.25 | (8, 1) | 0.1 | | 7 | 3 | 4 | 3 | 0 | 2 | 0 | 0 | 0 | 0 | 0 | 5 | 13 | 81.00 | 15.000 |

| PITCHER | | IP | WLS | BF | H | R | ER | SO | BB | IBB | HBP | BLK | WP | HR | S | P | ERA | WHIP |
|---|---|---|---|---|---|---|---|---|---|---|---|---|---|---|---|---|---|---|
| 48 Mike Gosling, L<br>ERA: | (8, 1) | 0.2 | | 2 | 0 | 0 | 0 | 0 | 0 | 0 | 0 | 0 | 0 | 0 | 2 | 2 | 0.00 | 0.000 |
| 56 Rob Delaney, R<br>ERA: 9.0 | (9, 1) | 1.0 | | 6 | 3 | 2 | 2 | 0 | 0 | 0 | 0 | 0 | 0 | 0 | 6 | 6 | 18.00 | 3.000 |

# BOTTOM

## Pittsburgh Pirates @ Minnesota Twins

Hammond Stadium, Fort Myers, FL

Sat Mar 07 2009, 1:05 PM EST
Att. 6,081 - Partly Cloudy - 77 F

livebaseballscorecards.com

| Batter | 1 | 2 | 3 | 4 | 5 | 6 | 7 | 8 | 9 | AB | R | H | RBI | BB | SO | LOB |
|---|---|---|---|---|---|---|---|---|---|---|---|---|---|---|---|---|
| 2 Denard Span, L (1, 8)<br>OBP: 0.316, SLG: 0.133<br>31 Luis Matos, R (7, 8)<br>OBP: 0.100, SLG: 0.100 | G1-3 | | 25 1B 1B | | | K | | G6-3 | | 3<br>1 | 0<br>0 | 1<br>0 | 0<br>0 | 0<br>0 | 1<br>0 | 0<br>0 |
| 25 Alexi Casilla, S (1, 4)<br>OBP: 0.438, SLG: 0.500<br>78 Alejandro Machado, S (7, 4)<br>OBP: 0.286, SLG: 0.167 | G5-3 | | 1-3 1B | | | 2B | | BB | | 3<br>0 | 0<br>0 | 2<br>0 | 0<br>0 | 0<br>1 | 0<br>0 | 0<br>0 |
| 24 Joe Crede, R (1, 10)<br>82 Dustin Martin, L (8, PH)<br>OBP: 0.500, SLG: 0.692 (9, 10) | K | | P6 | | | F8 | | F8 | | 3<br>1 | 0<br>0 | 0<br>0 | 0<br>0 | 0<br>0 | 1<br>0 | 3<br>1 |
| 5 Michael Cuddyer, R (1, 9)<br>OBP: 0.286, SLG: 0.385<br>73 David Winfree, R (7, 9)<br>OBP: 0.444, SLG: 0.500 | | 32 SF8 3B | | F9 | | L7 | | | L4 | 3<br>1 | 1<br>0 | 1<br>0 | 0<br>0 | 0<br>0 | 0<br>0 | 1<br>0 |
| 32 Brian Buscher, L (1, 5)<br>OBP: 0.529, SLG: 0.857<br>74 Deibinson Romero, R (7, 5)<br>OBP: 0.429, SLG: 0.333 | | SF8<br>3-H | | 21 G5-4-3 BB | | | F7 | | P3 | 0<br>2 | 0<br>0 | 0<br>0 | 1<br>0 | 1<br>0 | 0<br>0 | 0<br>0 |
| 21 Delmon Young, R (1, 7)<br>OBP: 0.563, SLG: 0.667<br>11 Jason Pridie, L (7, PR)<br>OBP: 0.222, SLG: 0.143 (8, 7) | | L9 | | G5-4-3<br>1-2f | | | 2B | | K | 3<br>1 | 0<br>0 | 1<br>0 | 0<br>0 | 0<br>0 | 0<br>1 | 1<br>0 |
| 55 Mike Redmond, R (1, 2)<br>OBP: 0.125, SLG: 0.125<br>71 Drew Butera, R (6, 2)<br>OBP: 0.250, SLG: 0.250<br>80 Jeff Christy, R (8, 2)<br>OBP: 1.000, SLG: 1.000 | | G3-1 | | | G5-3 | | P3 | | | 2<br>1<br>0 | 0<br>0<br>0 | 0<br>0<br>0 | 0<br>0<br>0 | 0<br>0<br>0 | 0<br>0<br>0 | 0<br>1<br>0 |
| 72 Brock Peterson, R (1, 3)<br>OBP: 0.250, SLG: 0.400<br>85 Toby Gardenhire, R (8, 3) | | | F9 | | L7 | | F8 | | | 3<br>0 | 0<br>0 | 0<br>0 | 0<br>0 | 0<br>0 | 0<br>0 | 1<br>0 |
| 23 Brendan Harris, R (1, 6)<br>OBP: 0.455, SLG: 0.500<br>77 Steve Tolleson, R (8, 6) | | | G6-3 | | L6 | | | G4-3 | | 2<br>1 | 0<br>0 | 0<br>0 | 0<br>0 | 0<br>0 | 0<br>0 | 0<br>0 |

| | AB | 30 |
|---|---|---|
| | R | 1 |
| | H | 5 |
| | RBI | 1 |
| | BB | 2 |
| | SO | 3 |
| | LOB | 8 |

| Inning Stats | 1 | 2 | 3 | 4 | 5 | 6 | 7 | 8 | 9 |
|---|---|---|---|---|---|---|---|---|---|
| | R: 0 H: 0<br>E: 0 LOB: 0<br>K: 1 BB: 0<br>S: 5 P: 5 | R: 1 H: 1<br>E: 0 LOB: 0<br>K: 0 BB: 0<br>S: 4 P: 4 | R: 0 H: 2<br>E: 0 LOB: 2<br>K: 0 BB: 0<br>S: 5 P: 5 | R: 0 H: 0<br>E: 0 LOB: 0<br>K: 0 BB: 1<br>S: 2 P: 6 | R: 0 H: 0<br>E: 0 LOB: 0<br>K: 0 BB: 0<br>S: 3 P: 3 | R: 0 H: 1<br>E: 0 LOB: 1<br>K: 1 BB: 0<br>S: 6 P: 6 | R: 0 H: 1<br>E: 0 LOB: 1<br>K: 0 BB: 0<br>S: 4 P: 4 | R: 0 H: 0<br>E: 0 LOB: 1<br>K: 0 BB: 1<br>S: 3 P: 7 | R: 0 H: 0<br>E: 0 LOB: 0<br>K: 1 BB: 0<br>S: 5 P: 5 |

| 1B: 2 | SF: 1 | WP: 0 | PA: 33 |
|---|---|---|---|
| 2B: 2 | SAC: 0 | PB: 0 | |
| 3B: 1 | DP: 1 | SB: 0 | |
| HR: 0 | HBP: 0 | CS: 0 | |

| PITCHER | | IP | WLS | BF | H | R | ER | SO | BB | IBB | HBP | BLK | WP | HR | S | P | ERA | WHIP |
|---|---|---|---|---|---|---|---|---|---|---|---|---|---|---|---|---|---|---|
| 57 Zach Duke, L<br>ERA: 3.0 | (1, 1) | 3.0 | | 12 | 3 | 1 | 1 | 1 | 0 | 0 | 0 | 0 | 0 | 0 | 14 | 14 | 3.00 | 1.000 |
| 62 Daniel McCutchen, R<br>ERA: 5.4 | (4, 1) | 2.0 | W | 6 | 0 | 0 | 0 | 0 | 1 | 0 | 0 | 0 | 0 | 0 | 5 | 9 | 0.00 | 0.500 |
| 38 Craig Hansen, R<br>ERA: | (6, 1) | 1.0 | H | 4 | 1 | 0 | 0 | 1 | 0 | 0 | 0 | 0 | 0 | 0 | 6 | 6 | 0.00 | 1.000 |
| Chris Bootcheck, R<br>ERA: | (7, 1) | 1.0 | H | 4 | 1 | 0 | 0 | 0 | 0 | 0 | 0 | 0 | 0 | 0 | 4 | 4 | 0.00 | 1.000 |
| 30 Tyler Yates, R<br>ERA: | (8, 1) | 1.0 | | 4 | 0 | 0 | 0 | 0 | 1 | 0 | 0 | 0 | 0 | 0 | 3 | 7 | 0.00 | 1.000 |

| PITCHER | | IP | WLS | BF | H | R | ER | SO | BB | IBB | HBP | BLK | WP | HR | S | P | ERA | WHIP |
|---|---|---|---|---|---|---|---|---|---|---|---|---|---|---|---|---|---|---|
| 65 Juan Mateo, R<br>ERA: | (9, 1) | 1.0 | | 3 | 0 | 0 | 0 | 1 | 0 | 0 | 0 | 0 | 0 | 0 | 5 | 5 | 0.00 | 0.000 |

# Houston Astros @ Pittsburgh Pirates

McKechnie Field, Bradenton, FL

Sun Mar 08 2009, 1:05 PM EDT

Att. 3,959 - Partly Cloudy - 80 F

livebaseballscorecards.com

TOP

| Batter | 1 | 2 | 3 | 4 | 5 | 6 | 7 | 8 | 9 | AB | R | H | RBI | BB | SO | LOB |
|---|---|---|---|---|---|---|---|---|---|---|---|---|---|---|---|---|
| 21 Michael Bourn, L (1, 8)<br>OBP: 0.346, SLG: 0.364 | G6-3 | | SH1-3 | | G4-3 | 1B | | | K | 3 | 0 | 1 | 0 | 0 | 0 | 0 |
| 20 Brian Bogusevic, L (6, 9)<br>OBP: 0.231, SLG: 0.231 | | | | | | | | | | 1 | 0 | 0 | 0 | 0 | 1 | 0 |
| 30 Yordany Ramirez, R (1, 7)<br>OBP: 0.182, SLG: 0.200 | K | | 8 E 2B | | 9 WP 9 BLK 31 BB BB | P5 | | | K | 4 | 2 | 1 | 1 | 1 | 2 | 1 |
| (6, 8) | | | 3-H | | | | | | | | | | | | | |
| 9 Hunter Pence, R (1, 9)<br>OBP: 0.292, SLG: 0.150 | 8 PO 1B | | G5-3 | | 31 BB 8 BB 65 SF7 BB | | G3 | | | 2 | 1 | 1 | 0 | 1 | 0 | 1 |
| 89 Jason Smith, L (6, 6)<br>OBP: 0.400, SLG: 0.571 | | | | | 1-3 | | | | | 1 | 0 | 0 | 0 | 0 | 0 | 0 |
| 8 Aaron Boone, R (1, 10)<br>OBP: 0.125, SLG: 0.067 | PO | L4 | E7 | | 31 BB | | G6-3 | | | 2 | 0 | 1 | 0 | 1 | 0 | 0 |
| 19 Mark Saccomanno, R (PR) (5, 10)<br>OBP: 0.100, SLG: 0.300 | 1-2 | | 2-H 1B | | 1-2 BB | | | | | 1 | 0 | 0 | 0 | 0 | 0 | 0 |
| 31 David Newhan, L (1, 4)<br>OBP: 0.278, SLG: 0.188 | | 65 HBP 1B | F9 | | 1-2 2-3 3-H BB | | F9 | | | 3 | 0 | 1 | 1 | 1 | 0 | 1 |
| (6, 7) | | | | | | | | | | | | | | | | |
| 65 Chris Johnson, R (1, 5)<br>OBP: 0.400, SLG: 0.600 | 1 SAFE 1 SAFE 1 SAFE | HBP | | K | SF7 | | | G1-4-3 | | 2 | 0 | 0 | 1 | 0 | 1 | 0 |
| | | 1-2 | | | 3-H | | | | | | | | | | | |
| John Gall, R (1, 3)<br>OBP: 0.563, SLG: 0.571 | F9 | | 59 S 1B | G4-3 | | | | F7 | | 4 | 0 | 1 | 0 | 0 | 0 | 4 |
| 58 Drew Sutton, S (1, 6)<br>OBP: 0.353, SLG: 0.400 | G3 | | K | | G3 | | | K | | 4 | 0 | 0 | 0 | 0 | 2 | 3 |
| (6, 4) | | | | | | | | | | | | | | | | |
| 59 Lou Palmisano, R (1, 2)<br>OBP: 0.125, SLG: 0.250 | | 21 SH1-3 30 2B 2B | K | | P5 | | | | F8 | 3 | 1 | 1 | 0 | 0 | 1 | 1 |
| 46 J.R. Towles, R (7, 2)<br>OBP: 0.200, SLG: 0.111 | | | 1-2 | | | | | | | 1 | 0 | 0 | 0 | 0 | 0 | 0 |
| Inning Stats | R: 0 E: 0 K: 1 S: 8 H: 1 LOB: 0 BB: 0 P: 14 | R: 0 E: 0 K: 0 S: 10 H: 1 LOB: 2 BB: 0 P: 18 | R: 2 E: 1 K: 0 S: 7 H: 3 LOB: 1 BB: 0 P: 12 | R: 0 E: 0 K: 3 S: 12 H: 1 LOB: 1 BB: 0 P: 18 | R: 2 E: 0 K: 0 S: 16 H: 0 LOB: 2 BB: 4 P: 33 | R: 0 E: 0 K: 0 S: 4 H: 1 LOB: 1 BB: 0 P: 4 | R: 0 E: 0 K: 0 S: 3 H: 0 LOB: 0 BB: 0 P: 3 | R: 0 E: 0 K: 1 S: 5 H: 0 LOB: 0 BB: 0 P: 5 | R: 0 E: 0 K: 2 S: 7 H: 0 LOB: 0 BB: 0 P: 12 | 1B: 5 2B: 2 3B: 0 HR: 0 | SF: 1 SAC: 1 DP: 0 HBP: 1 | | | | | | |

| | AB | 31 |
|---|---|---|
| | R | 4 |
| | H | 7 |
| | RBI | 3 |
| | BB | 4 |
| | SO | 7 |
| | LOB | 11 |

WP: 1 PB: 0 SB: 1 CS: 0 PA: 39

| PITCHER | | IP | WLS | BF | H | R | ER | SO | BB | IBB | HBP | BLK | WP | HR | S | P | ERA | WHIP |
|---|---|---|---|---|---|---|---|---|---|---|---|---|---|---|---|---|---|---|
| 49 Ross Ohlendorf, R<br>ERA: 1.69 | (1, 1) | 3.1 | | 16 | 6 | 2 | 1 | 2 | 0 | 0 | 1 | 0 | 0 | 0 | 31 | 52 | 2.70 | 1.800 |
| 43 Jesse Chavez, R<br>ERA: 7.36 | (4, 1) | 0.2 | | 2 | 0 | 0 | 0 | 2 | 0 | 0 | 0 | 0 | 0 | 0 | 6 | 10 | 0.00 | 0.000 |
| 56 Donnie Veal, L<br>ERA: 3.6 | (5, 1) | 1.0 | W | 7 | 0 | 2 | 2 | 0 | 4 | 0 | 0 | 1 | 1 | 0 | 16 | 33 | 18.00 | 4.000 |
| 47 Evan Meek, R<br>ERA: | (6, 1) | 1.0 | H | 4 | 1 | 0 | 0 | 0 | 0 | 0 | 0 | 0 | 0 | 0 | 4 | 4 | 0.00 | 1.000 |
| 55 Matt Capps, R<br>ERA: | (7, 1) | 1.0 | H | 3 | 0 | 0 | 0 | 0 | 0 | 0 | 0 | 0 | 0 | 0 | 3 | 3 | 0.00 | 0.000 |

| PITCHER | | IP | WLS | BF | H | R | ER | SO | BB | IBB | HBP | BLK | WP | HR | S | P | ERA | WHIP |
|---|---|---|---|---|---|---|---|---|---|---|---|---|---|---|---|---|---|---|
| 74 Jason Davis, R<br>ERA: 2.25 | (8, 1) | 1.0 | H | 3 | 0 | 0 | 0 | 1 | 0 | 0 | 0 | 0 | 0 | 0 | 5 | 5 | 0.00 | 0.000 |
| 54 Denny Bautista, R<br>ERA: 4.15 | (9, 1) | 1.0 | | 3 | 0 | 0 | 0 | 2 | 0 | 0 | 0 | 0 | 0 | 0 | 7 | 12 | 0.00 | 0.000 |

| Batter | 1 | 2 | 3 | 4 | 5 | 6 | 7 | 8 | 9 | AB | R | H | RBI | BB | SO | LOB |
|---|---|---|---|---|---|---|---|---|---|---|---|---|---|---|---|---|
| 3 Nyjer Morgan, L (1, 7)<br>OBP: 0.179, SLG: 0.185<br>57 Miles Durham, R (9, 7) | B B C X<br>2-1<br>G4-3 | | B X<br>1-0<br>F8 | C C B F B X<br>2-2<br>G4-3 | | X<br>0-0<br>F8 | | S X<br>0-1<br>E4<br>22 BB \| 73 BB<br>69 BB<br>1-2 | | 5<br>0 | 1<br>0 | 0<br>0 | 0<br>0 | 0<br>0 | 0<br>0 | 1<br>0 |
| 12 Freddy Sanchez, R (1, 4)<br>OBP: 0.500, SLG: 0.688<br>73 Shelby Ford, S (6, 4)<br>OBP: 0.412, SLG: 0.714 | B F B B B<br>4-1<br>13<br>1B<br>BB | | B X<br>1-0<br>HR | | X<br>0-0<br>13<br>1B<br>13<br>E<br>1B | X<br>0-0<br>F7 | | B B B B<br>4-0<br>69 BB \| 22 BB<br>15 BB<br>1-2<br>2-3<br>BB | | 2<br>1 | 2<br>1 | 2<br>0 | 1<br>0 | 1<br>1 | 0<br>0 | 0<br>0 |
| 13 Nate McLouth, L (1, 8)<br>OBP: 0.444, SLG: 0.625<br>22 Andrew McCutchen, R (6, 8)<br>OBP: 0.273, SLG: 0.286 | B X<br>1-0<br>1-3<br>1B | | B B B B<br>4-0<br>41<br>G3<br>BB | | C X<br>0-1<br>E8<br>69<br>HR<br>1-H<br>1B | X<br>0-0<br>G6-3 | | C B S B B B<br>4-2<br>15 BB \| 69 BB<br>68<br>1B<br>1-2<br>2-3<br>3-H<br>BB | | 2<br>1 | 1<br>1 | 2<br>0 | 0<br>1 | 1<br>1 | 0<br>0 | 0<br>0 |
| 41 Ryan Doumit, S (1, 2)<br>OBP: 0.211, SLG: 0.278<br>64 Steven Lerud, L (6, 2) | C C B C<br>1-3<br>K | | X<br>0-0<br>G3<br>1-2 | | X<br>0-0<br>P4 | | X<br>0-0<br>G4-3 | B B C C S<br>2-3<br>K | | 3<br>2 | 0<br>0 | 0<br>0 | 0<br>0 | 0<br>0 | 1<br>1 | 4<br>3 |
| 69 Garrett Jones, L (1, 3)<br>OBP: 0.500, SLG: 0.526 | B F B B X<br>SAFE<br>3-1<br>P2 | | X<br>0-0<br>G1-3 | | S C X<br>0-2<br>3-H<br>HR | | X<br>0-0<br>68<br>F8-5<br>15<br>BB<br>1B | B C B C D F B<br>4-2<br>15<br>BB<br>68<br>1B<br>1-2<br>2-3<br>3-H<br>BB | | 4<br>2 | 2<br>2 | 2<br>3 | 3<br>1 | 1<br>0 | 0<br>3 | 3<br>3 |
| 15 Andy LaRoche, R (1, 10)<br>OBP: 0.667, SLG: 0.800 | | B X<br>1-0<br>18<br>G5-4-3<br>1B | | C B C H<br>2-2<br>18<br>HR<br>HBP | C X<br>0-1<br>19<br>BB<br>1B | | B B B<br>4-0<br>1-2<br>BB | B B B C B<br>4-1<br>68<br>1B<br>1-2<br>2-3<br>3-H<br>BB | | 2<br>2 | 1<br>1 | 2<br>2 | 1<br>1 | 2<br>0 | 0<br>0 | 0<br>0 |
| 18 Craig Monroe, R (1, 9)<br>OBP: 0.346, SLG: 0.636<br>68 Jeff Salazar, L (6, 9)<br>OBP: 0.333, SLG: 0.444 | X<br>0-0<br>G5-4-3<br>1-2f | | B X<br>1-0<br>1-H<br>HR | | B B X<br>2-0<br>F7 | | X<br>0-0<br>F8-5<br>2-3 | B C X<br>1-1<br>1-3<br>2-H<br>3-H<br>1B | | 3<br>2 | 1<br>0 | 1<br>1 | 2<br>2 | 0<br>0 | 0<br>0 | 2<br>2 |
| 19 Neil Walker, S (1, 5)<br>OBP: 0.375, SLG: 0.350<br>53 Pedro Alvarez, L (6, 5)<br>OBP: 0.538, SLG: 0.545 | C B B B X<br>3-1<br>E3 | | B F X<br>1-1<br>F8 | B B B C B<br>4-1<br>1-2<br>BB | | | G4-3<br>G4-3 | | | 2<br>2 | 0<br>0 | 0<br>0 | 0<br>0 | 1<br>0 | 0<br>0 | 0<br>2 |
| 2 Jack Wilson, R (1, 6)<br>OBP: 0.188, SLG: 0.133<br>10 Brian Bixler, R (5, 6)<br>OBP: 0.400, SLG: 0.429 | B X<br>1-0<br>G4-3 | | C C B S<br>1-3<br>K | B B C F C<br>2-3<br>K | | | | B B C B C B<br>4-2<br>73 BB \| 3 E<br>22 BB<br>BB | | 2<br>1 | 0<br>1 | 0<br>0 | 0<br>0 | 0<br>1 | 1<br>1 | 1<br>2 |
| Inning Stats | R: 0 H: 1<br>E: 0 LOB: 2<br>K: 1 BB: 1<br>S: 9 P: 20 | R: 0 H: 1<br>E: 1 LOB: 1<br>K: 0 BB: 0<br>S: 5 P: 10 | R: 1 H: 1<br>E: 0 LOB: 1<br>K: 0 BB: 1<br>S: 4 P: 10 | R: 2 H: 1<br>E: 0 LOB: 0<br>K: 1 BB: 0<br>S: 12 P: 19 | R: 3 H: 4<br>E: 1 LOB: 2<br>K: 1 BB: 1<br>S: 14 P: 22 | R: 0 H: 0<br>E: 0 LOB: 0<br>K: 0 BB: 0<br>S: 3 P: 3 | R: 0 H: 1<br>E: 0 LOB: 1<br>K: 0 BB: 1<br>S: 3 P: 7 | R: 5 H: 1<br>E: 1 LOB: 2<br>K: 1 BB: 5<br>S: 18 P: 42 | | 1B: 7 SF: 0<br>2B: 1 SAC: 0<br>3B: 0 DP: 2<br>HR: 3 HBP: 1 | | | | | | WP: 0 PA: 44<br>PB: 0<br>SB: 0<br>CS: 0 | |

# BOTTOM

## Houston Astros @ Pittsburgh Pirates

McKechnie Field, Bradenton, FL

Sun Mar 08 2009, 1:05 PM EDT
Att. 3,959 - Partly Cloudy - 80 F

livebaseballscorecards.com

| | |
|---|---|
| AB | 34 |
| R | 11 |
| H | 10 |
| RBI | 10 |
| BB | 9 |
| SO | 4 |
| LOB | 20 |

| PITCHER | | IP | WLS | BF | H | R | ER | SO | BB | IBB | HBP | BLK | WP | HR | S | P | ERA | WHIP |
|---|---|---|---|---|---|---|---|---|---|---|---|---|---|---|---|---|---|---|
| 41 Brandon Backe, R<br>ERA: 6.0 | (1, 1) | 2.0 | | 9 | 2 | 0 | 0 | 1 | 1 | 0 | 0 | 0 | 0 | 0 | 14 | 30 | 0.00 | 1.500 |
| Clay Hensley, R<br>ERA: 23.63 | (3, 1) | 2.0 | B | 10 | 2 | 3 | 3 | 1 | 1 | 0 | 1 | 0 | 0 | 2 | 16 | 29 | 13.50 | 1.500 |
| Gilbert De La Vara, L<br>ERA: 12.27 | (5, 1) | 1.0 | L | 8 | 4 | 3 | 3 | 1 | 1 | 0 | 0 | 0 | 0 | 1 | 14 | 22 | 27.00 | 5.000 |
| 54 Chad Paronto, R<br>ERA: | (6, 1) | 2.0 | | 7 | 1 | 0 | 0 | 0 | 1 | 0 | 0 | 0 | 0 | 0 | 6 | 10 | 0.00 | 1.000 |
| 37 Brad James, R<br>ERA: 6.75 | (8, 1) | 0.1 | | 5 | 0 | 4 | 1 | 0 | 3 | 0 | 0 | 0 | 0 | 0 | 8 | 21 | 27.00 | 9.000 |

| PITCHER | | IP | WLS | BF | H | R | ER | SO | BB | IBB | HBP | BLK | WP | HR | S | P | ERA | WHIP |
|---|---|---|---|---|---|---|---|---|---|---|---|---|---|---|---|---|---|---|
| 62 Tyler Lumsden, L<br>ERA: 10.13 | (8, 1) | 0.2 | | 5 | 1 | 1 | 0 | 1 | 2 | 0 | 0 | 0 | 0 | 0 | 10 | 21 | 0.00 | 4.500 |

| Batter | 1 | 2 | 3 | 4 | 5 | 6 | 7 | 8 | 9 | 10 | AB | R | H | RBI | BB | SO | LOB |
|---|---|---|---|---|---|---|---|---|---|---|---|---|---|---|---|---|---|
| 22 Nick Green, R (1, 4)<br>OBP: 0.538, SLG: 0.826 | HR 12 BB HBP | | HR | G6-3 | HBP | | | | | F7 | 4 | 2 | 1 | 1 | 0 | 0 | 0 |
| 12 Jed Lowrie, S (1, 6)<br>OBP: 0.364, SLG: 0.526<br>76 Argenis Diaz, R (5, 6)<br>OBP: 0.167, SLG: 0.063 | HR BB | | E6 55 1B 32 HR BB | F7 | F8 | | | F8 | | K | 3<br>2 | 2<br>0 | 0<br>0 | 0<br>0 | 1<br>0 | 0<br>1 | 3<br>0 |
| Josh Bard, S (1, 10)<br>OBP: 0.455, SLG: 0.667<br>74 Carlos Maldonado, R (8, PH)<br>OBP: 0.500, SLG: 0.500<br>(8, 10)<br>76 Ryan Khoury, R (10, PR)<br>(10, 10) | HR | | 32 HR 55 1B BB | | 16 1B 54 1B 55 HBP 1B | K | | G1-3 | | 82 2B 2B | 3<br>2<br>0 | 3<br>0<br>1 | 2<br>1<br>0 | 3<br>0<br>0 | 1<br>0<br>0 | 1<br>0<br>0 | 0<br>0<br>0 |
| 55 Jeff Bailey, R (1, 9)<br>OBP: 0.600, SLG: 0.714<br>82 Josh Reddick, L (9, PR)<br>OBP: 0.462, SLG: 0.538<br>(9, 9) | F9 | | 32 HR 1B | | 16 1B 54 1B HBP | 60 G4-6-3 1B | | | 54 F8 78 1B 2B | 2B | 4<br>1 | 2<br>1 | 3<br>1 | 0<br>1 | 0<br>0 | 0<br>0 | 0<br>0 |
| 32 Brad Wilkerson, L (1, 8)<br>OBP: 0.190, SLG: 0.524<br>60 Jonathan Van Every, L (5, 8)<br>OBP: 0.250, SLG: 0.529 | K | | HR | | K | G4-6-3 | | | K | G1-3 | 3<br>3 | 1<br>0 | 1<br>0 | 4<br>0 | 0<br>0 | 2<br>1 | 2<br>3 |
| 54 Chris Carter, L (1, 7)<br>OBP: 0.391, SLG: 0.524 | F9 | | K | | 16 FC3-6 70 1B 1B | | G4-3 | | F8 | | 5 | 1 | 1 | 0 | 0 | 1 | 1 |
| 16 Paul McAnulty, L (1, 3)<br>OBP: 0.273, SLG: 0.429<br>78 Lars Anderson, L (5, PR)<br>OBP: 0.300, SLG: 0.176<br>(5, 3) | | F7 | K | | 16 FC3-6 | | G3-1 | | 80 2B 1B | | 3<br>2 | 0<br>1 | 1<br>1 | 2<br>1 | 0<br>0 | 1<br>0 | 0<br>0 |
| 16 George Kottaras, L (1, 2)<br>OBP: 0.333, SLG: 0.500<br>80 Dusty Brown, R (5, 2)<br>OBP: 0.429, SLG: 1.143 | | F7 | K | | FC3-6 22 HBP 70 1B | | HR | | 1-H 2B | | 3<br>2 | 0<br>1 | 0<br>2 | 0<br>2 | 0<br>0 | 1<br>0 | 2<br>0 |
| 70 Gil Velazquez, R (1, 5)<br>OBP: 0.316, SLG: 0.294<br>85 Ivan Ochoa, R (9, PH)<br>OBP: 0.217, SLG: 0.348<br>(9, 5) | | K | | L6 | 22 HBP 1B | | F9 | | P3 | | 4<br>1 | 0<br>0 | 1<br>0 | 1<br>0 | 0<br>0 | 1<br>0 | 0<br>1 |
| Inning Stats | R: 3 H: 1<br>E: 0 LOB: 0<br>K: 1 BB: 1<br>S: 6 P: 12 | R: 0 H: 0<br>E: 0 LOB: 0<br>K: 1 BB: 0<br>S: 5 P: 5 | R: 5 H: 3<br>E: 1 LOB: 0<br>K: 3 BB: 1<br>S: 17 P: 26 | R: 0 H: 0<br>E: 0 LOB: 0<br>K: 0 BB: 0<br>S: 3 P: 3 | R: 3 H: 4<br>E: 0 LOB: 3<br>K: 1 BB: 0<br>S: 9 P: 11 | R: 0 H: 1<br>E: 0 LOB: 0<br>K: 1 BB: 0<br>S: 5 P: 5 | R: 1 H: 1<br>E: 0 LOB: 0<br>K: 0 BB: 0<br>S: 4 P: 5 | R: 0 H: 0<br>E: 0 LOB: 0<br>K: 0 BB: 0<br>S: 3 P: 3 | R: 2 H: 3<br>E: 0 LOB: 1<br>K: 1 BB: 0<br>S: 8 P: 8 | R: 1 H: 2<br>E: 0 LOB: 1<br>K: 1 BB: 0<br>S: 7 P: 7 | 1B: 7<br>2B: 4<br>3B: 0<br>HR: 4 | SF: 0<br>SAC: 0<br>DP: 1<br>HBP: 3 | | | | | |

| PITCHER | IP | WLS | BF | H | R | ER | SO | BB | IBB | HBP | BLK | WP | HR | S | P | ERA | WHIP |
|---|---|---|---|---|---|---|---|---|---|---|---|---|---|---|---|---|---|
| 24 Tom Gorzelanny, L (1, 1)<br>ERA: 7.5 | 2.0 | | 11 | 2 | 5 | 5 | 2 | 1 | 0 | 1 | 0 | 0 | 2 | 15 | 23 | 22.50 | 1.500 |
| Chris Bootcheck, R (3, 1)<br>ERA: 3.86 | 1.0 | | 6 | 2 | 3 | 2 | 3 | 1 | 0 | 0 | 0 | 0 | 1 | 13 | 20 | 18.00 | 3.000 |
| 30 Tyler Yates, R (4, 1)<br>ERA: | 1.0 | | 3 | 0 | 0 | 0 | 0 | 0 | 0 | 0 | 0 | 0 | 0 | 3 | 3 | 0.00 | 0.000 |
| 66 Brian Slocum, R (5, 1)<br>ERA: 27.0 | 1.0 | | 9 | 4 | 3 | 3 | 1 | 0 | 0 | 2 | 0 | 0 | 0 | 9 | 11 | 27.00 | 4.000 |
| 38 Craig Hansen, R (6, 1)<br>ERA: | 1.0 | | 3 | 1 | 0 | 0 | 1 | 0 | 0 | 0 | 0 | 0 | 0 | 5 | 5 | 0.00 | 1.000 |

| PITCHER | IP | WLS | BF | H | R | ER | SO | BB | IBB | HBP | BLK | WP | HR | S | P | ERA | WHIP |
|---|---|---|---|---|---|---|---|---|---|---|---|---|---|---|---|---|---|
| 17 Sean Burnett, L (7, 1)<br>ERA: 3.0 | 1.0 | | 4 | 1 | 1 | 1 | 0 | 0 | 0 | 0 | 0 | 0 | 1 | 4 | 5 | 9.00 | 1.000 |
| 61 Jeff Sues, R (8, 1)<br>ERA: | 1.0 | | 3 | 0 | 0 | 0 | 0 | 0 | 0 | 0 | 0 | 0 | 0 | 3 | 3 | 0.00 | 0.000 |
| 65 Juan Mateo, R (9, 1)<br>ERA: 4.5 | 2.0 | L | 11 | 5 | 3 | 3 | 2 | 0 | 0 | 0 | 0 | 0 | 0 | 15 | 15 | 13.50 | 2.500 |

# TOP

## Boston Red Sox @ Pittsburgh Pirates

McKechnie Field, Bradenton, FL

Mon Mar 09 2009, 1:05 PM EDT

Att. 6,040 - Sunny - 83 F

livebaseballscorecards.com

| | |
|---|---|
| AB | 45 |
| R | 15 |
| H | 15 |
| RBI | 15 |
| BB | 2 |
| SO | 9 |
| LOB | 12 |

| Batter | 1 | 2 | 3 | 4 | 5 | 6 | 7 | 8 | 9 | 10 | AB | R | H | RBI | BB | SO | LOB |
|---|---|---|---|---|---|---|---|---|---|---|---|---|---|---|---|---|---|
| 3 Nyjer Morgan, L (1, 7)<br>OBP: 0.226, SLG: 0.233 | 12 CS 1B | | 41 FC3-6 25 1B; 12 E 1B | F8 | | BBB 4-0 22 3B BB | | 0-0 31 2B 2B | 0-0 73 SF9 31 2B 2B | 0-0 F8 | 3 | 1 | 2 | 0 | 0 | 0 | 2 |
| 69 Garrett Jones, L (5, 9)<br>OBP: 0.536, SLG: 0.636 (10, 3) | | | | | | | | | 1-3 | 2-3 | 3 | 3 | 2 | 0 | 1 | 0 | 2 |
| 12 Freddy Sanchez, R (1, 4)<br>OBP: 0.429, SLG: 0.611 | 1 SAFE; G6-3 | | E6 41 FC3-6 | SF9 | | P5 | | P6 | SF9 | K | 2 | 0 | 0 | 2 | 0 | 0 | 3 |
| 73 Shelby Ford, S (5, 4)<br>OBP: 0.333, SLG: 0.588 | 1-2 | | 1-2 2-3 3-H | 3-H | | | | | 2-3 3-H | | 3 | 0 | 0 | 1 | 0 | 1 | 4 |
| 13 Nate McLouth, L (1, 8)<br>OBP: 0.476, SLG: 0.611 | 1B | | CCC 0-3 K | BBBB 4-0 41 HBP BB | | 1-H 31 1B 3B | | BBB 4-0 31 2B 36 WP BB | BBB 4-0 31 2B BB | | 2 | 0 | 1 | 0 | 1 | 1 | 3 |
| 22 Andrew McCutchen, R (6, 8)<br>OBP: 0.333, SLG: 0.379 | | | | 1-2 | | | | | | | 1 | 3 | 1 | 1 | 2 | 0 | 0 |
| 41 Ryan Doumit, S (1, 10)<br>OBP: 0.227, SLG: 0.250 | F7 | | FC3-6 25 1B; 15 E | 1-0 HBP | | 0-0 31 1B 1B | | 0-0 36 WP 19 1B 2B | 0-0 2B | | 2 | 1 | 0 | 1 | 0 | 0 | 3 |
| 31 Jose Tabata, R (6, PH)<br>OBP: 0.667, SLG: 0.833 (7, 10) | | | 1-2f 2-3 3-H | 1-2 2-3 | | 3-H | | 1-3 2-H | 1-H 3-H | | 3 | 1 | 3 | 4 | 0 | 0 | 0 |
| 25 Adam LaRoche, L (1, 3)<br>OBP: 0.227, SLG: 0.364 | | G3-1 | 15 E | L3 | | P3 | | BX 1-0 P4 | 0-3 K | | 3 | 0 | 1 | 1 | 0 | 0 | 3 |
| 36 Luis Alfonso Cruz, R (5, 3)<br>OBP: 0.200, SLG: 0.200 | | | 1-3 3-H | | | | | 2-3 3-H | | | 2 | 0 | 0 | 0 | 0 | 0 | 2 |
| 53 Pedro Alvarez, L (9, PH)<br>OBP: 0.500, SLG: 0.500 | | | | | | | | | | | 1 | 0 | 0 | 0 | 0 | 1 | 1 |
| 71 Anderson Machado, S (10, 9)<br>OBP: 0.125, SLG: 0.125 | | | | | | | | | | | 0 | 0 | 0 | 0 | 0 | 0 | 0 |
| 15 Andy LaRoche, R (1, 5)<br>OBP: 0.625, SLG: 0.722 | | F7 | E6 | | 0-0 2 G5-4-3 1B | | 0-0 10 G4-3 2B | 0-0 10 3B 1B | L7 | | 3 | 0 | 1 | 0 | 0 | 0 | 1 |
| 19 Neil Walker, S (6, 5)<br>OBP: 0.407, SLG: 0.435 | | | 1-2 3-H | | | | | 3-H | | | 3 | 1 | 2 | 1 | 0 | 0 | 1 |
| 2 Jack Wilson, R (1, 6)<br>OBP: 0.158, SLG: 0.111 | SST 0-2 K | | L6 | | G5-4-3 1-2f | | G4-3 2-3 | 1-H 3B | | G1-3 | 3 | 0 | 0 | 0 | 0 | 1 | 3 |
| 10 Brian Bixler, R (6, 6)<br>OBP: 0.389, SLG: 0.529 | | | | | | | | | | | 3 | 0 | 1 | 1 | 0 | 0 | 1 |
| 23 Robinzon Diaz, R (1, 2)<br>OBP: 0.500, SLG: 1.000 | | | 3 1B 12 E 2B | 3 F8 12 SF9 2B | G6-3 | | SSS 0-3 K | G6-3 | | BBBB 4-0 69 F8 68 BB BB | 3 | 2 | 2 | 0 | 0 | 0 | 0 |
| 35 Jason Jaramillo, S (6, 2)<br>OBP: 0.400, SLG: 0.250 | | | | | | | | | | | 2 | 0 | 0 | 0 | 1 | 1 | 2 |
| 68 Jeff Salazar, L (1, 9)<br>OBP: 0.407, SLG: 0.400 (5, 7) | | | BBBB 4-0 12 E 3 1B 41 FC3-6 BB | BBB 4-0 41 HBP 13 BB BB | | SSS 0-3 K | CCC 0-3 K | | BBB 4-0 69 2B 73 SF9 BB | BBB 4-0 1-2 BB | 2 | 2 | 0 | 0 | 4 | 2 | 1 |
| Inning Stats | R: 0 E: 0 K: 0 S: 4 H: 2 LOB: 1 BB: 0 P: 4 | R: 0 E: 0 K: 1 S: 5 H: 0 LOB: 0 BB: 0 P: 5 | R: 4 E: 2 K: 1 S: 10 H: 3 LOB: 2 BB: 1 P: 14 | R: 1 E: 0 K: 0 S: 4 H: 1 LOB: 3 BB: 2 P: 13 | R: 0 E: 0 K: 0 S: 3 H: 1 LOB: 0 BB: 0 P: 3 | R: 2 E: 0 K: 1 S: 7 H: 2 LOB: 1 BB: 1 P: 11 | R: 0 E: 0 K: 2 S: 8 H: 1 LOB: 1 BB: 0 P: 8 | R: 4 E: 0 K: 0 S: 7 H: 4 LOB: 1 BB: 1 P: 12 | R: 3 E: 0 K: 1 S: 7 H: 2 LOB: 1 BB: 2 P: 15 | R: 0 E: 0 K: 1 S: 5 H: 0 LOB: 2 BB: 2 P: 13 | 1B: 7 2B: 7 3B: 2 HR: 0 SF: 2 SAC: 0 DP: 1 HBP: 1 | | | | | | |

| PITCHER | IP | WLS | BF | H | R | ER | SO | BB | IBB | HBP | BLK | WP | HR | S | P | ERA | WHIP |
|---|---|---|---|---|---|---|---|---|---|---|---|---|---|---|---|---|---|
| 31 Jon Lester, L (1, 1)<br>ERA: 1.42 | 2.1 | | 12 | 4 | 4 | 1 | 2 | 1 | 0 | 0 | 0 | 0 | 0 | 15 | 19 | 3.86 | 2.143 |
| 96 Mike James, R (3, 1)<br>ERA: | 0.2 | | 4 | 1 | 0 | 0 | 0 | 0 | 0 | 0 | 0 | 0 | 0 | 4 | 4 | 0.00 | 1.500 |
| 24 Takashi Saito, R (4, 1)<br>ERA: 2.25 | 1.0 | | 7 | 1 | 1 | 1 | 0 | 2 | 0 | 1 | 0 | 0 | 0 | 4 | 13 | 9.00 | 3.000 |
| 37 Hideki Okajima, L (5, 1)<br>ERA: 3.6 | 1.0 | | 3 | 1 | 0 | 0 | 0 | 0 | 0 | 0 | 0 | 0 | 0 | 3 | 3 | 0.00 | 1.000 |
| 17 Manny Delcarmen, R (6, 1)<br>ERA: 3.6 | 1.0 | | 6 | 2 | 2 | 2 | 1 | 1 | 0 | 0 | 0 | 0 | 0 | 7 | 11 | 18.00 | 3.000 |

| PITCHER | IP | WLS | BF | H | R | ER | SO | BB | IBB | HBP | BLK | WP | HR | S | P | ERA | WHIP |
|---|---|---|---|---|---|---|---|---|---|---|---|---|---|---|---|---|---|
| 56 Ramon E Ramirez, R (7, 1)<br>ERA: 7.2 | 1.0 | | 4 | 1 | 0 | 0 | 2 | 0 | 0 | 0 | 0 | 0 | 0 | 8 | 8 | 0.00 | 1.000 |
| 40 Billy Traber, L (8, 1)<br>ERA: 14.4 | 1.0 | | 8 | 4 | 4 | 4 | 0 | 1 | 0 | 0 | 0 | 1 | 0 | 7 | 12 | 36.00 | 5.000 |
| Wes Littleton, R (9, 1)<br>ERA: 19.29 | 1.0 | W | 7 | 2 | 3 | 3 | 1 | 2 | 0 | 0 | 0 | 0 | 0 | 7 | 15 | 27.00 | 4.000 |
| Blake Maxwell, R (10, 1)<br>ERA: | 1.0 | S | 5 | 0 | 0 | 0 | 1 | 2 | 0 | 0 | 0 | 0 | 0 | 5 | 13 | 0.00 | 2.000 |

# BOTTOM

## Boston Red Sox @ Pittsburgh Pirates

McKechnie Field, Bradenton, FL

Mon Mar 09 2009, 1:05 PM EDT

Att. 6,040 - Sunny - 83 F

livebaseballscorecards.com

| | |
|---|---|
| AB | 44 |
| R | 14 |
| H | 16 |
| RBI | 12 |
| BB | 9 |
| SO | 7 |
| LOB | 32 |

WP: 1 PA: 56
PB: 0
SB: 0
CS: 1

| Batter | 1 | 2 | 3 | 4 | 5 | 6 | 7 | 8 | 9 | 10 | 11 | AB | R | H | RBI | BB | SO | LOB |
|---|---|---|---|---|---|---|---|---|---|---|---|---|---|---|---|---|---|---|
| 3 Nyjer Morgan, L (1, 7)<br>OBP: 0.235, SLG: 0.219 | G4-3 | | G1-3 | | | BB | | K | | F9 | | 2 | 1 | 0 | 0 | 1 | 0 | 0 |
| 31 Jose Tabata, R (6, 7)<br>OBP: 0.545, SLG: 0.625 | | | | | | | | | | | | 2 | 0 | 0 | 0 | 0 | 1 | 0 |
| 22 Andrew McCutchen, R (1, 9)<br>OBP: 0.333, SLG: 0.406 | 2B | | K | | | K | | P4 | | BB | | 3 | 0 | 1 | 0 | 0 | 2 | 1 |
| 69 Garrett Jones, L (6, 9)<br>OBP: 0.533, SLG: 0.609 | | | | | | | | | | | | 1 | 0 | 0 | 0 | 1 | 0 | 0 |
| 13 Nate McLouth, L (1, 8)<br>OBP: 0.458, SLG: 0.550 | BB | | | P4 | | G3 | | L8 | | F7 | | 2 | 0 | 0 | 0 | 1 | 0 | 1 |
| 68 Jeff Salazar, L (6, 8)<br>OBP: 0.379, SLG: 0.364 | | | | | | | | | | | | 2 | 0 | 0 | 0 | 0 | 0 | 1 |
| 25 Adam LaRoche, L (1, 3)<br>OBP: 0.240, SLG: 0.360 | G3 | | | K | | 1B | | | G6-3 | G1 | | 3 | 0 | 1 | 1 | 0 | 1 | 2 |
| 51 Steve Pearce, R (6, 3)<br>OBP: 0.333, SLG: 0.400 | | | | | | | | | | | | 2 | 0 | 0 | 0 | 0 | 0 | 1 |
| 18 Craig Monroe, R (1, 10)<br>OBP: 0.323, SLG: 0.667 | K | | | K | | FC6-4 | | | HR | | K | 5 | 1 | 1 | 1 | 0 | 3 | 3 |
| 15 Andy LaRoche, R (1, 5)<br>OBP: 0.630, SLG: 0.700 | | G6-3 | | | BB | | 1B | | BB | | G4-3 | 2 | 0 | 1 | 0 | 1 | 0 | 0 |
| 19 Neil Walker, S (7, 5)<br>OBP: 0.414, SLG: 0.417 | | | | | | | | | | | | 1 | 0 | 0 | 0 | 1 | 0 | 0 |
| 73 Shelby Ford, S (1, 4)<br>OBP: 0.292, SLG: 0.500 | | G4-1 | | K | | | G3 | | BB | | K | 3 | 0 | 0 | 0 | 0 | 1 | 2 |
| 10 Brian Bixler, R (7, 4)<br>OBP: 0.400, SLG: 0.500 | | | | | | | | | | | | 1 | 0 | 0 | 0 | 1 | 1 | 0 |
| 35 Jason Jaramillo, S (1, 2)<br>OBP: 0.333, SLG: 0.200 | | G4-3 | | | F7 | | K | | FC4-6 | | | 3 | 0 | 0 | 0 | 0 | 1 | 2 |
| 23 Robinzon Diaz, R (7, 2)<br>OBP: 0.467, SLG: 0.923 | | | | | | | | | | | | 1 | 0 | 0 | 0 | 0 | 0 | 2 |
| 36 Luis Alfonso Cruz, R (1, 6)<br>OBP: 0.154, SLG: 0.154 | | | G6-3 | | P4 | | F7 | | K | | | 3 | 0 | 0 | 0 | 0 | 0 | 2 |
| 53 Pedro Alvarez, L (9, PH)<br>OBP: 0.467, SLG: 0.462 | | | | | | | | | | | | 1 | 0 | 0 | 0 | 0 | 1 | 2 |
| 71 Anderson Machado, S (9, 6)<br>OBP: 0.125, SLG: 0.125 | | | | | | | | | | | | 0 | 0 | 0 | 0 | 0 | 0 | 0 |
| Inning Stats | R: 0 E: 0 K: 1 S: 6 / H: 1 LOB: 2 BB: 1 P: 10 | R: 0 E: 0 K: 0 S: 3 / H: 0 LOB: 0 BB: 0 P: 3 | R: 0 E: 0 K: 1 S: 5 / H: 0 LOB: 0 BB: 0 P: 5 | R: 0 E: 0 K: 2 S: 7 / H: 0 LOB: 0 BB: 0 P: 7 | R: 0 E: 0 K: 1 S: 5 / H: 0 LOB: 1 BB: 1 P: 9 | R: 1 E: 0 K: 1 S: 6 / H: 1 LOB: 1 BB: 1 P: 10 | R: 0 E: 0 K: 1 S: 6 / H: 1 LOB: 1 BB: 0 P: 6 | R: 0 E: 0 K: 1 S: 5 / H: 0 LOB: 0 BB: 0 P: 5 | R: 1 E: 0 K: 1 S: 7 / H: 1 LOB: 2 BB: 2 P: 17 | R: 0 E: 0 K: 0 S: 4 / H: 0 LOB: 1 BB: 1 P: 8 | R: 0 E: 0 K: 2 S: 7 / H: 0 LOB: 0 BB: 0 P: 7 | 1B: 2 2B: 1 3B: 0 HR: 1 | SF: 0 SAC: 0 DP: 0 HBP: 0 | | WP: 0 PB: 0 SB: 2 CS: 0 | PA: 43 | | |

| PITCHER | | IP | WLS | BF | H | R | ER | SO | BB | IBB | HBP | BLK | WP | HR | S | P | ERA | WHIP |
|---|---|---|---|---|---|---|---|---|---|---|---|---|---|---|---|---|---|---|
| 32 Roy Halladay, R<br>ERA: | (1, 1) | 4.0 | | 14 | 1 | 0 | 0 | 4 | 1 | 0 | 0 | 0 | 0 | 0 | 21 | 25 | 0.00 | 0.500 |
| 52 B.J. Ryan, L<br>ERA: 18.0 | (5, 1) | 1.0 | | 4 | 0 | 0 | 0 | 1 | 1 | 0 | 0 | 0 | 0 | 0 | 5 | 9 | 0.00 | 1.000 |
| 67 Luis Perez, L<br>ERA: 4.91 | (6, 1) | 1.0 | | 5 | 1 | 1 | 1 | 1 | 1 | 0 | 0 | 0 | 0 | 0 | 6 | 10 | 9.00 | 2.000 |
| 58 Dirk Hayhurst, R<br>ERA: | (7, 1) | 1.0 | H | 4 | 1 | 0 | 0 | 1 | 0 | 0 | 0 | 0 | 0 | 0 | 6 | 6 | 0.00 | 1.000 |
| 72 T.J. Beam, R<br>ERA: 3.86 | (8, 1) | 1.0 | H | 3 | 0 | 0 | 0 | 1 | 0 | 0 | 0 | 0 | 0 | 0 | 5 | 5 | 0.00 | 0.000 |

| PITCHER | | IP | WLS | BF | H | R | ER | SO | BB | IBB | HBP | BLK | WP | HR | S | P | ERA | WHIP |
|---|---|---|---|---|---|---|---|---|---|---|---|---|---|---|---|---|---|---|
| 60 Robert Ray, R<br>ERA: 3.6 | (9, 1) | 2.0 | B | 10 | 1 | 1 | 1 | 1 | 3 | 0 | 0 | 0 | 0 | 1 | 11 | 25 | 4.50 | 2.000 |
| 59 Adrian Martin, R<br>ERA: | (11, 1) | 1.0 | | 3 | 0 | 0 | 0 | 2 | 0 | 0 | 0 | 0 | 0 | 0 | 7 | 7 | 0.00 | 0.000 |

# TOP

## Pittsburgh Pirates @ Toronto Blue Jays

Dunedin Stadium, Dunedin, FL

Wed Mar 11 2009, 1:05 PM EDT

Att. 3,011 - Sunny - 76 F

livebaseballscorecards.com

| | |
|---|---|
| AB | 37 |
| R | 2 |
| H | 4 |
| RBI | 2 |
| BB | 6 |
| SO | 11 |
| LOB | 19 |

| Batter | 1 | 2 | 3 | 4 | 5 | 6 | 7 | 8 | 9 | 10 | 11 | AB | R | H | RBI | BB | SO | LOB |
|---|---|---|---|---|---|---|---|---|---|---|---|---|---|---|---|---|---|---|
| 6 John McDonald, R (1, 6)<br>OBP: 0.238, SLG: 0.176<br>Justin Jackson, R (7, 6) | 26 G6-3 2 SH2-3 1B | | K2-3 | | | F8 | | G6-3 | | K | | 3<br>2 | 0<br>0 | 1<br>0 | 0<br>0 | 0<br>0 | 1<br>0 | 1<br>0 |
| 2 Aaron Hill, R (1, 4)<br>OBP: 0.409, SLG: 0.550<br>69 Brad Emaus, R (6, PR)<br>OBP: 0.333, SLG: 0.444 (7, 4) | SH2-3 1-2 | | G5-3 | | | 26 1B 30 SF7 1-H 2B | | G3-1 | | | F8 | 2<br>2 | 0<br>1 | 1<br>0 | 1<br>0 | 0<br>0 | 0<br>0 | 0<br>0 |
| 26 Adam Lind, L (1, 7)<br>OBP: 0.269, SLG: 0.348<br>71 Ryan Patterson, R (6, PR)<br>OBP: 0.143, SLG: 0.143 (7, 7) | G6-3 2-3 | | | G4-6-3 | | 2-3 1B | | F9 | | | K | 3<br>2 | 0<br>0 | 1<br>0 | 0<br>0 | 0<br>0 | 0<br>1 | 1<br>0 |
| 30 Kevin Millar, R (1, 10)<br>OBP: 0.444, SLG: 0.846<br>62 Brian Dopirak, R (9, PH)<br>OBP: 0.211, SLG: 0.235 (10, 10) | K | | | F9 | | SF7 3-H | | | P4 | | G4-3 | 2<br>2 | 0<br>0 | 0<br>0 | 1<br>0 | 0<br>0 | 1<br>0 | 1<br>0 |
| 35 Lyle Overbay, L (1, 3)<br>OBP: 0.167, SLG: 0.250<br>3 Randy Ruiz, R (7, 3)<br>OBP: 0.364, SLG: 0.400 | | 45 1B | | G3 | | K | | | K | | | 3<br>1 | 0<br>0 | 1<br>0 | 0<br>0 | 0<br>0 | 1<br>1 | 2<br>0 |
| 11 Jason Lane, R (1, 8)<br>OBP: 0.407, SLG: 0.800<br>21 Buck Coats, L (8, 8)<br>OBP: 0.273, SLG: 0.273 | | F9 | | | F8 | | F7 | | 1B | | | 3<br>1 | 0<br>0 | 0<br>1 | 0<br>0 | 0<br>0 | 0<br>0 | 1<br>0 |
| 45 Travis Snider, L (1, 9)<br>OBP: 0.444, SLG: 0.731<br>17 Adam Loewen, L (7, PR)<br>OBP: 0.214, SLG: 0.154 (8, 9) | 5 G4-6-3 1-2 1B | | | | K | | 1B | | G1-3 | | | 3<br>1 | 0<br>0 | 2<br>0 | 0<br>0 | 0<br>0 | 1<br>0 | 0<br>1 |
| 5 Michael Barrett, R (1, 2)<br>12 Brian Jeroloman, L (6, 2)<br>OBP: 0.222, SLG: 0.125 | G4-6-3 1-2f | | | | F9 | | F7 | | | F9 | | 2<br>2 | 0<br>0 | 0<br>0 | 0<br>0 | 0<br>0 | 0<br>0 | 2<br>1 |
| 64 Scott Campbell, L (1, 5)<br>OBP: 0.375, SLG: 0.524<br>94 Chris Gutierrez, R (6, PR) (7, 5) | | | G3 | | | 2 2B 1B | K | | | G5-3 | | 2<br>2 | 0<br>1 | 1<br>0 | 0<br>0 | 0<br>0 | 0<br>1 | 0<br>1 |
| Inning Stats | R: 0 E: 0 K: 1 S: 6 H: 1 LOB: 1 BB: 0 P: 6 | R: 0 E: 0 K: 0 S: 4 H: 2 LOB: 1 BB: 0 P: 4 | R: 0 E: 0 K: 1 S: 5 H: 0 LOB: 0 BB: 0 P: 5 | R: 0 E: 0 K: 0 S: 3 H: 0 LOB: 0 BB: 0 P: 3 | R: 0 E: 0 K: 1 S: 5 H: 0 LOB: 0 BB: 0 P: 5 | R: 2 E: 0 K: 1 S: 8 H: 3 LOB: 2 BB: 0 P: 8 | R: 0 E: 0 K: 1 S: 6 H: 1 LOB: 1 BB: 0 P: 6 | R: 0 E: 0 K: 0 S: 3 H: 0 LOB: 0 BB: 0 P: 3 | R: 0 E: 0 K: 1 S: 6 H: 1 LOB: 1 BB: 0 P: 6 | R: 0 E: 0 K: 1 S: 5 H: 0 LOB: 0 BB: 0 P: 5 | R: 0 E: 0 K: 1 S: 5 H: 0 LOB: 0 BB: 0 P: 5 | 1B: 7<br>2B: 1<br>3B: 0<br>HR: 0 | SF: 1<br>SAC: 1<br>DP: 1<br>HBP: 0 | | WP: 0<br>PB: 0<br>SB: 0<br>CS: 0 | PA: 40 | | |

| PITCHER | | IP | WLS | BF | H | R | ER | SO | BB | IBB | HBP | BLK | WP | HR | S | P | ERA | WHIP |
|---|---|---|---|---|---|---|---|---|---|---|---|---|---|---|---|---|---|---|
| 28 Paul Maholm, L<br>ERA: 1.0 | (1, 1) | 4.0 | | 14 | 3 | 0 | 0 | 2 | 0 | 0 | 0 | 0 | 0 | 0 | 18 | 18 | 0.00 | 0.750 |
| 27 Jeff Karstens, R<br>ERA: 6.75 | (5, 1) | 2.0 | | 9 | 3 | 2 | 2 | 2 | 0 | 0 | 0 | 0 | 0 | 0 | 13 | 13 | 9.00 | 1.500 |
| 55 Matt Capps, R<br>ERA: | (7, 1) | 1.0 | | 4 | 1 | 0 | 0 | 1 | 0 | 0 | 0 | 0 | 0 | 0 | 6 | 6 | 0.00 | 1.000 |
| 56 Donnie Veal, L<br>ERA: 3.0 | (8, 1) | 1.0 | | 3 | 0 | 0 | 0 | 0 | 0 | 0 | 0 | 0 | 0 | 0 | 3 | 3 | 0.00 | 0.000 |
| 47 Evan Meek, R<br>ERA: | (9, 1) | 1.0 | | 4 | 1 | 0 | 0 | 1 | 0 | 0 | 0 | 0 | 0 | 0 | 6 | 6 | 0.00 | 1.000 |

| PITCHER | | IP | WLS | BF | H | R | ER | SO | BB | IBB | HBP | BLK | WP | HR | S | P | ERA | WHIP |
|---|---|---|---|---|---|---|---|---|---|---|---|---|---|---|---|---|---|---|
| 74 Jason Davis, R<br>ERA: 1.8 | (10, 1) | 1.0 | | 3 | 0 | 0 | 0 | 1 | 0 | 0 | 0 | 0 | 0 | 0 | 5 | 5 | 0.00 | 0.000 |
| 61 Jeff Sues, R<br>ERA: | (11, 1) | 1.0 | | 3 | 0 | 0 | 0 | 1 | 0 | 0 | 0 | 0 | 0 | 0 | 5 | 5 | 0.00 | 0.000 |

# Pittsburgh Pirates @ Toronto Blue Jays

Dunedin Stadium, Dunedin, FL

Wed Mar 11 2009, 1:05 PM EDT
Att. 3,011 - Sunny - 76 F

BOTTOM

livebaseballscorecards.com

| | |
|---|---|
| AB | 38 |
| R | 2 |
| H | 8 |
| RBI | 2 |
| BB | 0 |
| SO | 8 |
| LOB | 11 |

# Minnesota Twins @ Pittsburgh Pirates

McKechnie Field, Bradenton, FL

Thu Mar 12 2009, 1:05 PM EDT

Att. 5,215 - Sunny - 80 F

TOP

livebaseballscorecards.com

| Batter | 1 | 2 | 3 | 4 | 5 | 6 | 7 | 8 | 9 | AB | R | H | RBI | BB | SO | LOB |
|---|---|---|---|---|---|---|---|---|---|---|---|---|---|---|---|---|
| 2 Denard Span, L (1, 9)<br>OBP: 0.241, SLG: 0.120 | B B C F X<br>2-2 L6 ① | | X<br>0-0 G3-1 ② | | C F S<br>0-3 K ② | | X<br>0-0 F8 ③ | | B F C B C<br>2-3 K ① | 3 | 0 | 0 | 0 | 0 | 1 | 1 |
| 73 David Winfree, R (6, 9)<br>OBP: 0.375, SLG: 0.533 | | | | | | | | | | 2 | 0 | 0 | 0 | 0 | 1 | 0 |
| 20 Matt Tolbert, S (1, 4)<br>OBP: 0.179, SLG: 0.080 | B C F S<br>1-3 K ② | | C C B F F F F B X<br>2-2 G6-3 ③ | | B S B F 1 B B SAFE<br>4-2 1-2 BB | | | X<br>0-0 31 1B 2B | C B C X<br>1-2 F8 ② | 2 | 0 | 0 | 0 | 1 | 1 | 0 |
| 78 Alejandro Machado, S (7, 4)<br>OBP: 0.300, SLG: 0.333 | | | | | | | | | | 2 | 1 | 1 | 0 | 0 | 0 | 0 |
| 22 Carlos Gómez, R (1, 8)<br>OBP: 0.375, SLG: 0.818 | B F C X<br>1-2 G6-3 ③ | | | C B B B C X<br>3-2 HR | C F B B B C<br>3-3 K ③ | | | C X<br>0-1 L9 ① | B S F F B S<br>2-3 K ③ | 3 | 1 | 1 | 1 | 0 | 1 | 2 |
| 11 Jason Pridie, L (6, 8)<br>OBP: 0.154, SLG: 0.091 | | | | | | | | | | 2 | 0 | 0 | 0 | 0 | 1 | 1 |
| 21 Delmon Young, R (1, 7)<br>OBP: 0.522, SLG: 0.714 | | B X<br>1-0 P4 ① | | F S H<br>1-2 79 L4-3 HBP | | C C B S<br>1-3 K ① | | B B X<br>2-0 74 1B 71 1B 2-H 1B | | 2 | 0 | 0 | 0 | 0 | 1 | 0 |
| 31 Luis Matos, R (6, 7)<br>OBP: 0.200, SLG: 0.267 | | | | | | | | | | 1 | 1 | 1 | 1 | 0 | 0 | 0 |
| 79 Danny Valencia, R (1, 5)<br>OBP: 0.417, SLG: 0.417 | | B C B C X<br>2-2 27 1B 1B | | C X<br>0-1 L4-3 ① ②<br>1-1 | | B X<br>1-0 G5-3 ② | | X<br>0-0 81 BB 71 1B 1-3 1B | | 3 | 0 | 1 | 0 | 0 | 0 | 1 |
| 74 Deibinson Romero, R (6, 5)<br>OBP: 0.400, SLG: 0.333 | | | | | | | | | | 1 | 1 | 1 | 0 | 0 | 0 | 0 |
| 72 Brock Peterson, R (1, 10)<br>OBP: 0.333, SLG: 0.538 | F B X<br>1-1 L5 ② | | | B X<br>1-0 1B | | B B S X<br>2-1 2B | | B B B C B<br>4-1 71 1B 1-2 BB | | 3 | 0 | 2 | 0 | 0 | 0 | 1 |
| 81 Danny Lehmann, R (8, PH)<br>(8, 10) | | | | | | | | | | 0 | 0 | 0 | 0 | 1 | 0 | 0 |
| 27 Matt Macri, R (1, 3)<br>OBP: 0.235, SLG: 0.250 | B B B C X<br>3-1 1-2 1B | | | S S S<br>0-3 K ③ | | B B F B F X<br>3-2 F9 ③ | | C S B X<br>1-2 P2 ② | | 4 | 0 | 1 | 0 | 0 | 1 | 5 |
| 76 Wilson Ramos, R (1, 2)<br>OBP: 0.357, SLG: 0.333 | X<br>0-0 F9 ③ | | | | B B B C X<br>3-1 F9 ① | | C C C<br>0-3 K ① | X<br>0-0 77 FC6-4 1-2 2-H 3-H 1B | | 3 | 0 | 0 | 0 | 0 | 1 | 2 |
| 71 Drew Butera, R (7, 2)<br>OBP: 0.400, SLG: 0.400 | | | | | | | | | | 1 | 0 | 1 | 2 | 0 | 0 | 0 |
| 1 Trevor Plouffe, R (1, 6)<br>OBP: 0.167, SLG: 0.091 | | | X<br>0-0 G5-3 ① | | C B C B F B B<br>4-2 20 BB BB | | X<br>0-0 F8 ② | X<br>0-0 FC6-4 1-2f ③ | | 1 | 0 | 0 | 0 | 1 | 0 | 0 |
| 77 Steve Tolleson, R (7, PH)<br>(7, 6) | | | | | | | | | | 2 | 0 | 0 | 0 | 0 | 0 | 2 |
| Inning Stats | R: 0 H: 0<br>E: 0 LOB: 0<br>K: 1 BB: 0<br>S: 9 P: 13 | R: 0 H: 2<br>E: 0 LOB: 2<br>K: 0 BB: 0<br>S: 9 P: 16 | R: 0 H: 0<br>E: 0 LOB: 0<br>K: 0 BB: 0<br>S: 9 P: 11 | R: 1 H: 2<br>E: 0 LOB: 1<br>K: 1 BB: 0<br>S: 11 P: 16 | R: 0 H: 0<br>E: 0 LOB: 2<br>K: 2 BB: 2<br>S: 13 P: 27 | R: 0 H: 1<br>E: 0 LOB: 1<br>K: 1 BB: 0<br>S: 9 P: 16 | R: 0 H: 0<br>E: 0 LOB: 0<br>K: 1 BB: 0<br>S: 5 P: 5 | R: 3 H: 4<br>E: 0 LOB: 2<br>K: 0 BB: 1<br>S: 11 P: 18 | R: 0 H: 0<br>E: 0 LOB: 0<br>K: 2 BB: 0<br>S: 10 P: 15 | 1B: 6 SF: 0<br>2B: 3 SAC: 0<br>3B: 0 DP: 1<br>HR: 1 HBP: 1 | | | | | | |

| | AB | 35 |
|---|---|---|
| | R | 4 |
| | H | 9 |
| | RBI | 4 |
| | BB | 3 |
| | SO | 8 |
| | LOB | 15 |

WP: 0 PA: 39
PB: 0
SB: 0
CS: 0

| PITCHER | | IP | WLS | BF | H | R | ER | SO | BB | IBB | HBP | BLK | WP | HR | S | P | ERA | WHIP |
|---|---|---|---|---|---|---|---|---|---|---|---|---|---|---|---|---|---|---|
| 76 Virgil Vasquez, R<br>ERA: 3.6 | (1, 1) | 3.0 | W | 11 | 2 | 0 | 0 | 1 | 0 | 0 | 0 | 0 | 0 | 0 | 27 | 40 | 0.00 | 0.667 |
| 54 Denny Bautista, R<br>ERA: 5.06 | (4, 1) | 1.0 | | 5 | 2 | 1 | 1 | 1 | 0 | 0 | 1 | 0 | 0 | 1 | 11 | 16 | 9.00 | 2.000 |
| 38 Craig Hansen, R<br>ERA: | (5, 1) | 1.0 | H | 5 | 0 | 0 | 0 | 2 | 2 | 0 | 0 | 0 | 0 | 0 | 13 | 27 | 0.00 | 2.000 |
| 30 Tyler Yates, R<br>ERA: | (6, 1) | 1.0 | H | 4 | 1 | 0 | 0 | 1 | 0 | 0 | 0 | 0 | 0 | 0 | 9 | 16 | 0.00 | 1.000 |
| 43 Jesse Chavez, R<br>ERA: 5.79 | (7, 1) | 1.0 | | 3 | 0 | 0 | 0 | 1 | 0 | 0 | 0 | 0 | 0 | 0 | 5 | 5 | 0.00 | 0.000 |

| PITCHER | | IP | WLS | BF | H | R | ER | SO | BB | IBB | HBP | BLK | WP | HR | S | P | ERA | WHIP |
|---|---|---|---|---|---|---|---|---|---|---|---|---|---|---|---|---|---|---|
| 17 Sean Burnett, L<br>ERA: 6.43 | (8, 1) | 1.0 | | 8 | 4 | 3 | 3 | 0 | 1 | 0 | 0 | 0 | 0 | 0 | 11 | 18 | 27.00 | 5.000 |
| Chris Bootcheck, R<br>ERA: 3.38 | (9, 1) | 1.0 | S | 3 | 0 | 0 | 0 | 2 | 0 | 0 | 0 | 0 | 0 | 0 | 10 | 15 | 0.00 | 0.000 |

# Minnesota Twins @ Pittsburgh Pirates

McKechnie Field, Bradenton, FL

Thu Mar 12 2009, 1:05 PM EDT

Att. 5,215 - Sunny - 80 F

## BOTTOM

| Batter | 1 | 2 | 3 | 4 | 5 | 6 | 7 | 8 | 9 | AB | R | H | RBI | BB | SO | LOB |
|---|---|---|---|---|---|---|---|---|---|---|---|---|---|---|---|---|
| 13 Nate McLouth, L (1, 8)<br>OBP: 0.444, SLG: 0.652<br>22 Andrew McCutchen, R (6, 8)<br>OBP: 0.350, SLG: 0.424 | B C B F B X<br>3-2 ① F7 | | B C B F F X<br>2-2 ① HR | | C B B F F X<br>2-2 ① P6 | | X<br>0-0 36 1B 1B | | | 3 1 1 1 0 0 0<br>1 0 1 0 0 0 0 | | | | | | |
| 12 Freddy Sanchez, R (1, 4)<br>OBP: 0.375, SLG: 0.524<br>36 Luis Alfonso Cruz, R (6, 4)<br>OBP: 0.214, SLG: 0.214 | C F F S<br>0-3 ② K | | B C X<br>1-1 ① F7 | | X<br>0-0 ② P6 | | X<br>0-0 1-2 1B | | | 3 0 0 0 0 1 0<br>1 0 1 0 0 0 0 | | | | | | |
| 41 Ryan Doumit, S (1, 2)<br>OBP: 0.240, SLG: 0.391<br>64 Steven Lerud, L (6, 2) | B X<br>1-0 ③ G3 | | C S X<br>0-2 HR | | B F X<br>1-1 ③ F7 | | B C B C B F C<br>3-3 ① K | | | 3 1 1 1 0 0 0<br>1 0 0 0 0 1 2 | | | | | | |
| 25 Adam LaRoche, L (1, 3)<br>OBP: 0.250, SLG: 0.357<br>69 Garrett Jones, L (6, PR)<br>OBP: 0.516, SLG: 0.583<br>(7, 3) | | F X<br>0-1 ① F8 | B X<br>1-0 ② P6 | | | X<br>0-0 18 HR 1B | C X<br>0-1 ② F7 | | | 3 0 1 0 0 0 0<br>1 1 0 0 0 0 2 | | | | | | |
| 18 Craig Monroe, R (1, 9)<br>OBP: 0.382, SLG: 1.000<br>68 Jeff Salazar, L (7, 7)<br>OBP: 0.367, SLG: 0.348 | | B X<br>1-0 HR | B C X<br>1-1 HR | | | X<br>0-0 1-H HR | C 2 SAFE B X<br>1-1 ③ F9 | | | 3 3 3 4 0 0 0<br>1 0 0 0 0 0 2 | | | | | | |
| 51 Steve Pearce, R (1, 10)<br>OBP: 0.300, SLG: 0.444 | | F C X<br>0-2 2B | X<br>0-0 ③ P5 | | | X<br>0-0 ① G6-3 | | C C C<br>0-3 ① K | | 4 0 1 0 0 1 1 | | | | | | |
| 31 Jose Tabata, R (1, 7)<br>OBP: 0.600, SLG: 0.600<br>(7, 9) | | B B B B<br>4-0 BB | | C S F B X<br>1-2 ① L7 | | B B B B<br>4-0 BB | | B X<br>1-0 53 G3 1B | | 2 0 1 0 2 0 0 | | | | | | |
| 19 Neil Walker, S (1, 5)<br>OBP: 0.375, SLG: 0.370<br>53 Pedro Alvarez, L (7, 5)<br>OBP: 0.438, SLG: 0.429 | | C F C<br>0-3 ② K | | B F B F F B F X<br>3-2 ② L9 | | X<br>0-0 ② F7 | | C B X<br>1-1 ② G3 1-2 | | 3 0 0 0 0 1 3<br>1 0 0 0 0 0 1 | | | | | | |
| 2 Jack Wilson, R (1, 6)<br>OBP: 0.136, SLG: 0.095<br>10 Brian Bixler, R (7, 6)<br>OBP: 0.381, SLG: 0.474 | | X<br>0-0 ③ F8 | | B C F S<br>1-3 ③ K | | X<br>0-0 ③ F9 | | 2 SAFE C B F X<br>1-2 ③ L9 | | 3 0 0 0 0 1 3<br>1 0 0 0 0 0 1 | | | | | | |
| Inning Stats | R: 0 H: 0<br>E: 0 LOB: 0<br>K: 1 BB: 0<br>S: 9 P: 13 | R: 1 H: 2<br>E: 0 LOB: 2<br>K: 1 BB: 1<br>S: 10 P: 15 | R: 3 H: 3<br>E: 0 LOB: 0<br>K: 0 BB: 0<br>S: 13 P: 18 | R: 0 H: 0<br>E: 0 LOB: 0<br>K: 1 BB: 0<br>S: 12 P: 17 | R: 0 H: 0<br>E: 0 LOB: 0<br>K: 0 BB: 0<br>S: 7 P: 10 | R: 2 H: 2<br>E: 0 LOB: 1<br>K: 0 BB: 1<br>S: 5 P: 9 | R: 0 H: 2<br>E: 0 LOB: 2<br>K: 1 BB: 0<br>S: 10 P: 14 | R: 0 H: 1<br>E: 0 LOB: 1<br>K: 1 BB: 0<br>S: 9 P: 12 | | 1B: 4 SF: 0<br>2B: 1 SAC: 0<br>3B: 0 DP: 0<br>HR: 5 HBP: 0 | | | | | | |

| PITCHER | | IP | WLS | BF | H | R | ER | SO | BB | IBB | HBP | BLK | WP | HR | S | P | ERA | WHIP |
|---|---|---|---|---|---|---|---|---|---|---|---|---|---|---|---|---|---|---|
| 30 Scott Baker, R<br>ERA: 7.2 | (1, 1) | 4.0 | L | 18 | 5 | 4 | 4 | 3 | 1 | 0 | 0 | 0 | 0 | 4 | 44 | 63 | 9.00 | 1.500 |
| 54 Matt Guerrier, R<br>ERA: 4.76 | (5, 1) | 1.0 | | 3 | 0 | 0 | 0 | 0 | 0 | 0 | 0 | 0 | 0 | 0 | 7 | 10 | 0.00 | 0.000 |
| 61 Kevin Mulvey, R<br>ERA: 4.5 | (6, 1) | 1.0 | | 6 | 2 | 2 | 2 | 0 | 1 | 0 | 0 | 0 | 0 | 1 | 5 | 9 | 18.00 | 3.000 |
| 56 Rob Delaney, R<br>ERA: 6.0 | (7, 1) | 1.0 | | 5 | 2 | 0 | 0 | 1 | 0 | 0 | 0 | 0 | 0 | 0 | 10 | 14 | 0.00 | 2.000 |
| 44 Bob Keppel, R<br>ERA: | (8, 1) | 1.0 | | 4 | 1 | 0 | 0 | 1 | 0 | 0 | 0 | 0 | 0 | 0 | 9 | 12 | 0.00 | 1.000 |

| PITCHER | IP | WLS | BF | H | R | ER | SO | BB | IBB | HBP | BLK | WP | HR | S | P | ERA | WHIP |
|---|---|---|---|---|---|---|---|---|---|---|---|---|---|---|---|---|---|

| | |
|---|---|
| AB | 34 |
| R | 6 |
| H | 10 |
| RBI | 6 |
| BB | 2 |
| SO | 5 |
| LOB | 15 |

WP: 0 PA: 36
PB: 0
SB: 0
CS: 0

livebaseballscorecards.com

| Batter | 1 | 2 | 3 | 4 | 5 | 6 | 7 | 8 | 9 | AB | R | H | RBI | BB | SO | LOB |
|---|---|---|---|---|---|---|---|---|---|---|---|---|---|---|---|---|
| 3 Nyjer Morgan, L (1, 7)<br>OBP: 0.211, SLG: 0.194 | F8 | G4-3 | | | P1 | | K | | HR (1-H, 2-H) | 4 | 0 | 0 | 0 | 0 | 1 | 2 |
| 68 Jeff Salazar, L (7, 7)<br>OBP: 0.387, SLG: 0.500 | | | | | | | | | | 1 | 1 | 1 | 3 | 0 | 0 | 0 |
| 22 Andrew McCutchen, R (1, 8)<br>OBP: 0.364, SLG: 0.417 | 15 G5-3 1B | | L5 | | 15 1B BB | | K | | K | 3 | 1 | 1 | 0 | 1 | 1 | 1 |
| 31 Jose Tabata, R (7, 8)<br>OBP: 0.563, SLG: 0.545 | | | | | | | | | | 1 | 0 | 0 | 0 | 0 | 1 | 0 |
| 15 Andy LaRoche, R (1, 5)<br>OBP: 0.600, SLG: 0.652 | G5-3 (1-2) | G5-3 | G5-3 | | 1-H 1B | | | P5 | P6 | 3 | 0 | 1 | 1 | 0 | 0 | 1 |
| 19 Neil Walker, S (6, 5)<br>OBP: 0.353, SLG: 0.345 | | | | | | | | | | 2 | 0 | 0 | 0 | 0 | 0 | 0 |
| 41 Ryan Doumit, S (1, 10)<br>OBP: 0.207, SLG: 0.333 | K | | G3-1 | | | G4-3 | | K | | 4 | 0 | 0 | 0 | 0 | 2 | 1 |
| 51 Steve Pearce, R (1, 9)<br>OBP: 0.429, SLG: 0.615 | | 69 2B 10 BLK 1B | | F9 | | 69 G4-3 2B | | 1B | | 4 | 1 | 3 | 0 | 0 | 0 | 0 |
| 69 Garrett Jones, L (1, 3)<br>OBP: 0.486, SLG: 0.571 | | 10 BLK 10 1B (1-3) 2B | | G4-3 | | G4-3 (2-3) | | K | | 4 | 1 | 1 | 0 | 0 | 1 | 2 |
| 23 Robinzon Diaz, R (1, 2)<br>OBP: 0.444, SLG: 0.813 | | P3 | | 1B | | G6-3 | | | 71 CS 2B | 3 | 0 | 1 | 0 | 0 | 0 | 3 |
| 75 Erik Kratz, R (6, 2)<br>OBP: 1.000, SLG: 2.000 | | | | | | | | | | 1 | 0 | 1 | 0 | 0 | 0 | 0 |
| 10 Brian Bixler, R (1, 4)<br>OBP: 0.440, SLG: 0.609 | | 36 S 1B (2-H, 3-H) | | K | | | 3B | | 71 BB 68 HR 1B | 4 | 1 | 3 | 1 | 0 | 1 | 1 |
| 36 Luis Alfonso Cruz, R (1, 6)<br>OBP: 0.176, SLG: 0.176 | | P2 (1-2) | | | G6-3 | | K | | 68 HR BB (1-2, 2-3) | 3 | 0 | 0 | 0 | 0 | 1 | 2 |
| 71 Anderson Machado, S (7, 6)<br>OBP: 0.222, SLG: 0.125 | | | | | | | | | | 0 | 1 | 0 | 0 | 1 | 0 | 0 |
| Inning Stats | R: 0 E: 0 K: 1 S: 6 H: 1 LOB: 1 BB: 0 P: 6 | R: 2 E: 0 K: 0 S: 6 H: 3 LOB: 1 BB: 0 P: 7 | R: 0 E: 0 K: 0 S: 3 H: 0 LOB: 0 BB: 0 P: 3 | R: 0 E: 0 K: 1 S: 6 H: 1 LOB: 1 BB: 0 P: 6 | R: 1 E: 0 K: 0 S: 3 H: 1 LOB: 1 BB: 1 P: 7 | R: 0 E: 0 K: 0 S: 4 H: 1 LOB: 1 BB: 0 P: 4 | R: 0 E: 0 K: 3 S: 10 H: 1 LOB: 1 BB: 0 P: 10 | R: 0 E: 0 K: 2 S: 8 H: 1 LOB: 1 BB: 0 P: 8 | R: 3 E: 0 K: 1 S: 8 H: 3 LOB: 0 BB: 1 P: 12 | 1B: 7 2B: 3 3B: 1 HR: 1 | SF: 0 SAC: 0 DP: 0 HBP: 0 | | | | | | |

| PITCHER | | IP | WLS | BF | H | R | ER | SO | BB | IBB | HBP | BLK | WP | HR | S | P | ERA | WHIP |
|---|---|---|---|---|---|---|---|---|---|---|---|---|---|---|---|---|---|---|
| 56 Joe Blanton, R<br>ERA: 3.72 | (1, 1) | 4.2 | | 19 | 5 | 2 | 2 | 2 | 0 | 0 | 0 | 1 | 0 | 0 | 23 | 24 | 3.86 | 1.071 |
| Bobby Mosebach, R<br>ERA: 3.86 | (5, 1) | 1.1 | | 6 | 2 | 1 | 1 | 0 | 1 | 0 | 0 | 0 | 0 | 0 | 5 | 9 | 6.75 | 2.250 |
| 46 Ryan Madson, R<br>ERA: 4.5 | (7, 1) | 1.0 | H | 4 | 1 | 0 | 0 | 3 | 0 | 0 | 0 | 0 | 0 | 0 | 10 | 10 | 0.00 | 1.000 |
| 68 Scott Nestor, R<br>ERA: 9.0 | (8, 1) | 1.0 | H | 4 | 1 | 0 | 0 | 2 | 0 | 0 | 0 | 0 | 0 | 0 | 8 | 8 | 0.00 | 1.000 |
| 53 Blaine Neal, R<br>ERA: 23.63 | (9, 1) | 1.0 | L | 6 | 3 | 3 | 3 | 1 | 1 | 0 | 0 | 0 | 0 | 1 | 8 | 12 | 27.00 | 4.000 |

| PITCHER | IP | WLS | BF | H | R | ER | SO | BB | IBB | HBP | BLK | WP | HR | S | P | ERA | WHIP |
|---|---|---|---|---|---|---|---|---|---|---|---|---|---|---|---|---|---|

# TOP

# Pittsburgh Pirates @ Philadelphia Phillies
## Bright House Networks Field, Clearwater, FL

Fri Mar 13 2009, 1:05 PM EDT
Att. 9,065 - Sunny - 78 F

livebaseballscorecards.com

| | |
|---|---|
| AB | 37 |
| R | 6 |
| H | 12 |
| RBI | 5 |
| BB | 2 |
| SO | 8 |
| LOB | 13 |

| | | | | | | |
|---|---|---|---|---|---|---|
| 1B: 7 | SF: 0 | WP: 0 | PA: 39 |
| 2B: 3 | SAC: 0 | PB: 0 | |
| 3B: 1 | DP: 0 | SB: 1 | |
| HR: 1 | HBP: 0 | CS: 1 | |

| Batter | 1 | 2 | 3 | 4 | 5 | 6 | 7 | 8 | 9 | AB | R | H | RBI | BB | SO | LOB |
|---|---|---|---|---|---|---|---|---|---|---|---|---|---|---|---|---|
| 4 Eric Bruntlett, R (1, 7) (7, 8)<br>OBP: 0.447, SLG: 0.345 | G6-3 | | | 75 FC4-6 1B | G5-4-3 1-2f | 75 FC5-4 BB | | P6 | | 4 | 0 | 1 | 0 | 1 | 0 | 3 |
| 75 Jason Donald, R (1, 6)<br>OBP: 0.465, SLG: 0.472 | G4-3 | | | FC4-6 28 E 6 BB 1-2f | | 29 2B 3B<br>FC5-4 1-2f | | | 29 G1-6-3 1B | 5 | 1 | 2 | 0 | 0 | 0 | 3 |
| 29 Raul Ibanez, L (1, 10)<br>OBP: 0.308, SLG: 0.343 | G4-3 | | | K | | 6 HR 3-H 2B | K | | G1-6-3 1-2f | 5 | 1 | 1 | 1 | 0 | 2 | 2 |
| 6 Ryan Howard, L (1, 3)<br>OBP: 0.382, SLG: 0.821<br>33 Andy Tracy, L (7, 3)<br>OBP: 0.250, SLG: 0.500 | | E5 28 G6-4-3 | | 28 E 1-2 BB | | HR 2-H | G4-1 | | K | 2<br>2 | 1<br>0 | 1<br>0 | 2<br>0 | 1<br>0 | 0<br>1 | 0<br>0 |
| 28 Jayson Werth, R (1, 8)<br>OBP: 0.313, SLG: 0.333<br>19 Greg Dobbs, L (7, 7)<br>OBP: 0.364, SLG: 0.310 | | G6-4-3 1-2f | | E5 1-2 2-3 | | 40 2B 9 G6-3 1B | BB | | | 3<br>0 | 1<br>0 | 1<br>0 | 0<br>0 | 0<br>1 | 0<br>0 | 3<br>0 |
| 40 John Mayberry Jr., R (1, 9)<br>OBP: 0.325, SLG: 0.622<br>12 Matt Stairs, L (7, 9)<br>OBP: 0.250, SLG: 0.200 | K | | | K | | 9 G6-3 51 2B 1-3 2B | F9 | | | 3<br>1 | 1<br>0 | 1<br>0 | 0<br>0 | 0<br>0 | 2<br>0 | 3<br>1 |
| 7 Pedro Feliz, R (1, 5)<br>22 Marcus Giles, R (6, 5)<br>OBP: 0.348, SLG: 0.263 | | G3-1 | | G6-3 | | K | G1-3 | | | 2<br>2 | 0<br>0 | 0<br>0 | 0<br>0 | 0<br>0 | 0<br>1 | 0<br>2 |
| 9 Miguel Cairo, R (1, 4)<br>OBP: 0.346, SLG: 0.600<br>34 Pablo Ozuna, R (7, 4)<br>OBP: 0.455, SLG: 0.526 | | G6-3 | | 51 BB 1B | | G6-3 2-3 3-H | BB | | | 3<br>0 | 0<br>0 | 1<br>0 | 1<br>0 | 0<br>1 | 0<br>0 | 1<br>0 |
| 51 Carlos Ruiz, R (1, 2)<br>OBP: 0.455, SLG: 0.375<br>27 Chris Coste, R (7, 2) | | G3-1 | | 4 G5-4-3 1-2 BB | | 3-H 2B | F7 | | | 2<br>1 | 0<br>0 | 1<br>0 | 1<br>0 | 1<br>0 | 0<br>0 | 0<br>1 |
| Inning Stats | R: 0 E: 0 K: 0 S: 3 H: 0 LOB: 0 BB: 0 P: 3 | R: 0 E: 1 K: 1 S: 5 H: 0 LOB: 0 BB: 0 P: 5 | R: 0 E: 0 K: 0 S: 3 H: 0 LOB: 0 BB: 0 P: 3 | R: 0 E: 1 K: 2 S: 9 H: 1 LOB: 3 BB: 1 P: 13 | R: 0 E: 0 K: 0 S: 3 H: 1 LOB: 1 BB: 1 P: 7 | R: 5 E: 0 K: 1 S: 11 H: 6 LOB: 2 BB: 1 P: 15 | R: 0 E: 0 K: 1 S: 5 H: 0 LOB: 1 BB: 1 P: 9 | R: 0 E: 0 K: 0 S: 3 H: 0 LOB: 1 BB: 1 P: 7 | R: 0 E: 0 K: 1 S: 5 H: 1 LOB: 0 BB: 0 P: 5 | 1B: 4 2B: 3 3B: 1 HR: 1 | SF: 0 SAC: 0 DP: 3 HBP: 0 | | | | | |

| PITCHER | | IP | WLS | BF | H | R | ER | SO | BB | IBB | HBP | BLK | WP | HR | S | P | ERA | WHIP |
|---|---|---|---|---|---|---|---|---|---|---|---|---|---|---|---|---|---|---|
| 57 Zach Duke, L<br>ERA: 1.86 | (1, 1) | 3.2 | | 14 | 1 | 0 | 0 | 2 | 1 | 0 | 0 | 0 | 0 | 0 | 17 | 21 | 0.00 | 0.545 |
| 50 David Davidson, L<br>ERA: | (4, 1) | 0.1 | H | 1 | 0 | 0 | 0 | 1 | 0 | 0 | 0 | 0 | 0 | 0 | 3 | 3 | 0.00 | 0.000 |
| 62 Daniel McCutchen, R<br>ERA: 11.37 | (5, 1) | 1.1 | B | 10 | 6 | 5 | 5 | 1 | 1 | 0 | 0 | 0 | 0 | 1 | 11 | 15 | 33.75 | 5.250 |
| 61 Jeff Sues, R<br>ERA: | (6, 1) | 0.2 | | 4 | 1 | 0 | 0 | 0 | 1 | 0 | 0 | 0 | 0 | 0 | 3 | 7 | 0.00 | 3.000 |
| 47 Evan Meek, R<br>ERA: | (7, 1) | 1.0 | | 4 | 0 | 0 | 0 | 1 | 1 | 0 | 0 | 0 | 0 | 0 | 5 | 9 | 0.00 | 1.000 |

| PITCHER | | IP | WLS | BF | H | R | ER | SO | BB | IBB | HBP | BLK | WP | HR | S | P | ERA | WHIP |
|---|---|---|---|---|---|---|---|---|---|---|---|---|---|---|---|---|---|---|
| 66 Brian Slocum, R<br>ERA: 13.5 | (8, 1) | 1.0 | W | 4 | 0 | 0 | 0 | 0 | 1 | 0 | 0 | 0 | 0 | 0 | 3 | 7 | 0.00 | 1.000 |
| 96 Jeremy Powell, R<br>ERA: | (9, 1) | 1.0 | S | 3 | 1 | 0 | 0 | 1 | 0 | 0 | 0 | 0 | 0 | 0 | 5 | 5 | 0.00 | 1.000 |

# BOTTOM

Pittsburgh Pirates @ Philadelphia Phillies

Bright House Networks Field, Clearwater, FL

Fri Mar 13 2009, 1:05 PM EDT

Att. 9,065 - Sunny - 78 F

livebaseballscorecards.com

| | |
|---|---|
| AB | 35 |
| R | 5 |
| H | 9 |
| RBI | 5 |
| BB | 5 |
| SO | 6 |
| LOB | 19 |

1B: 4 2B: 3 3B: 1 HR: 1 SF: 0 SAC: 0 DP: 3 HBP: 0

WP: 0 PB: 0 SB: 0 CS: 0 PA: 40

| Batter | 1 | 2 | 3 | 4 | 5 | 6 | 7 | 8 | 9 | AB | R | H | RBI | BB | SO | LOB |
|---|---|---|---|---|---|---|---|---|---|---|---|---|---|---|---|---|
| 53 Melky Cabrera, S (1, 8)<br>OBP: 0.345, SLG: 0.320<br>Chris Malec, S (7, 4) | G6-3 | | | G6-3 | K | | 47 BB; 17 1B; 1B | G3-1 | SF9 | 4<br>1 | 1<br>0 | 1<br>0 | 1<br>1 | 0<br>0 | 1<br>0 | 3<br>1 |
| 33 Nick Swisher, S (1, 9)<br>OBP: 0.345, SLG: 0.100<br>47 John Rodriguez, L (6, 9)<br>OBP: 0.450, SLG: 0.500<br>Ben Blumenthal, R (8, PR)<br>(8, 3) | L9 | | | F7 | | 20 F7; 25 S; 82 HR; BB | BB; 17 1B; 83 HR; BB | 17 FC6-4; HBP | P3 | 2<br>0<br>1 | 1<br>1<br>0 | 0<br>0<br>0 | 0<br>0<br>0 | 1<br>1<br>0 | 0<br>0<br>0 | 0<br>0<br>2 |
| 25 Mark Teixeira, S (1, 3)<br>OBP: 0.476, SLG: 0.550<br>17 Shelley Duncan, R (6, 3)<br>OBP: 0.500, SLG: 0.824<br>(8, 9) | K | | | K | K | K | BB; 83 HR; 1B | FC6-4 | | 3<br>2 | 0<br>1 | 0<br>1 | 0<br>1 | 0<br>0 | 3<br>0 | 1<br>2 |
| 20 Jorge Posada, S (1, 10)<br>OBP: 0.364, SLG: 0.550<br>Tim Battle, R (7, PH)<br>OBP: 1.000, SLG: 1.000<br>(7, 10) | | P5 | | | F7 | F7 | 83 HR; BB | | 83 BB; 82 HBP; 73 BB; 1B | 3<br>1 | 0<br>2 | 0<br>1 | 0<br>0 | 0<br>1 | 0<br>0 | 1<br>0 |
| 82 Austin Jackson, R (1, 7)<br>OBP: 0.333, SLG: 0.455<br>(7, 8) | | G5-3 | | | 19 FC6; 19 S; 90 BB; 1B | HR | K | | 73 BB; 83 BB; 76 BB; HBP | 4 | 3 | 2 | 2 | 0 | 1 | 3 |
| 19 Kevin Cash, R (1, 2)<br>OBP: 0.313, SLG: 0.375<br>83 Jesus Montero, R (7, PH)<br>OBP: 0.727, SLG: 1.111<br>(7, 2) | | G5-3 | | | FC6; 90 BB; 73 BB | K | HR | | 76 BB; 73 BB; SF9; BB | 3<br>1 | 0<br>2 | 0<br>1 | 0<br>4 | 0<br>1 | 1<br>0 | 1<br>0 |
| 73 Doug Bernier, R (1, 4)<br>OBP: 0.375, SLG: 0.211<br>(7, 6) | | | F8 | | 90 BB; BB | 90 G4-6-1; BB | F9 | | 76 BB; BB | 2 | 1 | 0 | 1 | 3 | 0 | 0 |
| 76 Kevin Russo, R (1, 5)<br>OBP: 0.150, SLG: 0.056<br>(7, 7) | | | G6-3 | | K | | 53 WP; 53 S; 53 1B; 1B | | BB | 4 | 1 | 1 | 1 | 1 | 2 | 3 |
| 90 Ramiro Pena, S (1, 6)<br>OBP: 0.310, SLG: 0.346<br>81 Kyle Anson, S (7, 5)<br>OBP: 0.200, SLG: 0.222 | | | F8 | | | | G4-6-1 | G3-1 | F7 | 2<br>2 | 0<br>0 | 0<br>1 | 2<br>0 | 1<br>0 | 0<br>0 | 1<br>3 |
| Inning Stats | R: 0 E: 0 K: 1 S: 5<br>H: 0 LOB: 0 BB: 0 P: 5 | R: 0 E: 0 K: 0 S: 3<br>H: 0 LOB: 0 BB: 0 P: 3 | R: 0 E: 0 K: 0 S: 3<br>H: 0 LOB: 0 BB: 0 P: 3 | R: 0 E: 0 K: 1 S: 5<br>H: 0 LOB: 0 BB: 0 P: 5 | R: 1 E: 0 K: 2 S: 10<br>H: 1 LOB: 3 BB: 2 P: 18 | R: 2 E: 0 K: 2 S: 9<br>H: 1 LOB: 0 BB: 1 P: 13 | R: 7 E: 0 K: 1 S: 10<br>H: 4 LOB: 0 BB: 3 P: 24 | R: 0 E: 0 K: 1 S: 6<br>H: 1 LOB: 2 BB: 0 P: 7 | R: 3 E: 0 K: 0 S: 4<br>H: 1 LOB: 2 BB: 3 P: 17 | 1B: 5 2B: 1 3B: 0 HR: 2<br>SF: 1 SAC: 0 DP: 0 HBP: 2 | | | | | | WP: 1 PB: 1 SB: 3 CS: 0<br>PA: 47 | |

# TOP

## New York Yankees @ Pittsburgh Pirates

McKechnie Field, Bradenton, FL

Sat Mar 14 2009, 1:05 PM EDT

Att. 5,866 - Overcast - 84 F

livebaseballscorecards.com

| | |
|---|---|
| AB | 35 |
| R | 13 |
| H | 8 |
| RBI | 13 |
| BB | 9 |
| SO | 8 |
| LOB | 21 |

| PITCHER | | IP | WLS | BF | H | R | ER | SO | BB | IBB | HBP | BLK | WP | HR | S | P | ERA | WHIP |
|---|---|---|---|---|---|---|---|---|---|---|---|---|---|---|---|---|---|---|
| 49 Ross Ohlendorf, R<br>ERA: 0.96 | (1, 1) | 4.0 | | 12 | 0 | 0 | 0 | 2 | 0 | 0 | 0 | 0 | 0 | 0 | 16 | 16 | 0.00 | 0.000 |
| 55 Matt Capps, R<br>ERA: 1.5 | (5, 1) | 1.0 | H | 7 | 1 | 1 | 1 | 2 | 2 | 0 | 0 | 0 | 0 | 0 | 10 | 18 | 9.00 | 3.000 |
| 54 Denny Bautista, R<br>ERA: 7.11 | (6, 1) | 1.0 | B | 5 | 1 | 2 | 2 | 2 | 1 | 0 | 0 | 0 | 0 | 1 | 9 | 13 | 18.00 | 2.000 |
| 38 Craig Hansen, R<br>ERA: 6.14 | (7, 1) | 0.1 | L | 6 | 3 | 5 | 5 | 0 | 2 | 0 | 0 | 0 | 1 | 0 | 5 | 15 | 135.00 | 15.000 |
| Chris Bootcheck, R<br>ERA: 5.19 | (7, 1) | 0.2 | | 4 | 1 | 2 | 2 | 1 | 1 | 0 | 0 | 0 | 0 | 1 | 5 | 9 | 27.00 | 3.000 |

| PITCHER | | IP | WLS | BF | H | R | ER | SO | BB | IBB | HBP | BLK | WP | HR | S | P | ERA | WHIP |
|---|---|---|---|---|---|---|---|---|---|---|---|---|---|---|---|---|---|---|
| 56 Donnie Veal, L<br>ERA: 2.57 | (8, 1) | 1.0 | | 5 | 1 | 0 | 0 | 1 | 0 | 0 | 1 | 0 | 0 | 0 | 6 | 7 | 0.00 | 1.000 |
| 43 Jesse Chavez, R<br>ERA: 11.57 | (9, 1) | 0.0 | | 5 | 1 | 3 | 3 | 0 | 3 | 0 | 1 | 0 | 0 | 0 | 1 | 14 | ∞ | ∞ |
| 65 Juan Mateo, R<br>ERA: 3.86 | (9, 1) | 1.0 | | 3 | 0 | 0 | 0 | 0 | 0 | 0 | 0 | 0 | 0 | 0 | 3 | 3 | 0.00 | 0.000 |

| Batter | 1 | 2 | 3 | 4 | 5 | 6 | 7 | 8 | 9 | AB | R | H | RBI | BB | SO | LOB |
|---|---|---|---|---|---|---|---|---|---|---|---|---|---|---|---|---|
| 3 Nyjer Morgan, L (1, 7)<br>OBP: 0.244, SLG: 0.289 | B<br>X<br>1-0<br>HR | | B<br>B<br>B<br>B<br>4-0<br>13<br>G4-3<br>12<br>G5-3<br>BB | | 1 SAFE<br>S<br>S<br>S<br>0-3 ①<br>K<br>1-2 | | X<br>0-0<br>22<br>BB<br>1-3<br>1B | X<br>0-0 ②<br>L6 | X<br>0-0<br>36<br>1B<br>22<br>2B<br>2-3<br>1B | 2 | 1 | 1 | 1 | 1 | 1 | 1 |
| 31 Jose Tabata, R (7, 7)<br>OBP: 0.579, SLG: 0.571 | | | | | | | | | | 3 | 1 | 2 | 0 | 0 | 0 | 3 |
| 12 Freddy Sanchez, R (1, 4)<br>OBP: 0.333, SLG: 0.458 | X<br>0-0 ①<br>P5 | | X<br>0-0 ①<br>G5-3<br>1-2 | | C<br>C<br>C<br>0-3 ②<br>K | | S<br>S<br>S<br>0-3 ②<br>K | H<br>1-0<br>22<br>FC5-4<br>1-2<br>2-3<br>3-H<br>HBP | X<br>0-0<br>22<br>2B<br>1-2<br>3-H<br>1B | 3 | 0 | 0 | 0 | 0 | 1 | 2 |
| 36 Luis Alfonso Cruz, R (6, 4)<br>OBP: 0.250, SLG: 0.211 | | | | | | | | | | 2 | 0 | 1 | 2 | 0 | 1 | 2 |
| 13 Nate McLouth, L (1, 8)<br>OBP: 0.433, SLG: 0.654 | S<br>S<br>S<br>0-3 ②<br>K | | X<br>0-0 ②<br>G4-3<br>2-3 | | X<br>0-0<br>2-H<br>2B | | B<br>B<br>B<br>B<br>4-0<br>1-2<br>BB | X<br>0-0 ③<br>FC5-4<br>1-2f | X<br>0-0<br>1-3<br>2-H<br>2B | 3 | 0 | 1 | 1 | 0 | 1 | 1 |
| 22 Andrew McCutchen, R (7, 8)<br>OBP: 0.383, SLG: 0.447 | | | | | | | | | | 2 | 0 | 1 | 1 | 1 | 0 | 3 |
| 41 Ryan Doumit, S (1, 2)<br>OBP: 0.250, SLG: 0.448 | B<br>X<br>1-0<br>HR | | B<br>B<br>B<br>B<br>4-0<br>BB | | X<br>0-0 ③<br>G4-3 | | S<br>S<br>S<br>0-3 ③<br>K | 69<br>HR<br>BB | G4-3 | 2 | 1 | 1 | 1 | 1 | 0 | 1 |
| 64 Steven Lerud, L (7, 2) | | | | | | | | | | 2 | 1 | 0 | 0 | 1 | 1 | 5 |
| 25 Adam LaRoche, L (1, 3)<br>OBP: 0.226, SLG: 0.323 | C<br>C<br>C<br>0-3 ③<br>K | | X<br>0-0 ③<br>G4-3 | | | X<br>0-0 ①<br>G5-3 | | X<br>0-0<br>E4<br>68<br>1B<br>53<br>2B | B<br>S<br>X<br>1-1<br>1-H<br>HR | 3 | 0 | 0 | 0 | 0 | 1 | 2 |
| 69 Garrett Jones, L (7, 3)<br>OBP: 0.486, SLG: 0.667 | | | | | | | | | | 2 | 2 | 1 | 2 | 0 | 0 | 0 |
| 18 Craig Monroe, R (1, 10)<br>OBP: 0.333, SLG: 0.857 | | X<br>0-0 ①<br>P2 | | S<br>S<br>S<br>0-3 ①<br>K | | C<br>C<br>C<br>0-3 ②<br>K | | X<br>0-0 ①<br>P6 | X<br>0-0<br>F7 | 5 | 0 | 0 | 0 | 0 | 2 | 1 |
| 68 Jeff Salazar, L (1, 9)<br>OBP: 0.389, SLG: 0.586 | | X<br>0-0 ②<br>G1-3 | | X<br>0-0 ②<br>G4-3 | | X<br>0-0 ③<br>P6 | | X<br>0-0<br>53<br>2B<br>36<br>HBP<br>1-2<br>1B | X<br>0-0<br>HR | 5 | 2 | 2 | 1 | 0 | 0 | 0 |
| 19 Neil Walker, S (1, 5)<br>OBP: 0.378, SLG: 0.355 | B<br>B<br>B<br>B<br>4-0<br>BB | | | X<br>0-0 ③<br>F7 | | | X<br>0-0<br>31<br>1B<br>1B | X<br>0-0<br>36<br>HBP<br>1-3<br>2-H<br>2B | X<br>0-0<br>31<br>1B<br>36<br>1B<br>2B | 2 | 0 | 1 | 0 | 1 | 0 | 0 |
| 53 Pedro Alvarez, L (8, 5)<br>OBP: 0.500, SLG: 0.625 | | | | | | | | | | 2 | 1 | 2 | 1 | 0 | 0 | 0 |
| 2 Jack Wilson, R (1, 6)<br>OBP: 0.160, SLG: 0.087 | | X<br>0-0 ③<br>P3 | | | H<br>1-0<br>3<br>E<br>13<br>2B<br>HBP | | X<br>0-0 ①<br>F9 | B<br>B<br>B<br>B<br>4-0<br>36<br>HBP<br>BB | S<br>S<br>S<br>0-3 ②<br>K | 2 | 1 | 0 | 0 | 0 | 0 | 2 |
| 10 Brian Bixler, R (8, 6)<br>OBP: 0.444, SLG: 0.583 | | | | | | | | | | 1 | 0 | 0 | 0 | 1 | 1 | 1 |
| Inning Stats | R: 2<br>E: 0<br>K: 2<br>S: 9<br>H: 2<br>LOB: 0<br>BB: 0<br>P: 11 | R: 0<br>E: 0<br>K: 0<br>S: 3<br>H: 0<br>LOB: 1<br>BB: 1<br>P: 7 | R: 0<br>E: 0<br>K: 0<br>S: 3<br>H: 0<br>LOB: 2<br>BB: 2<br>P: 11 | R: 0<br>E: 0<br>K: 1<br>S: 5<br>H: 0<br>LOB: 0<br>BB: 0<br>P: 5 | R: 1<br>E: 1<br>K: 2<br>S: 8<br>H: 1<br>LOB: 1<br>BB: 0<br>P: 9 | R: 0<br>E: 0<br>K: 1<br>S: 5<br>H: 0<br>LOB: 0<br>BB: 0<br>P: 5 | R: 0<br>E: 0<br>K: 2<br>S: 9<br>H: 2<br>LOB: 3<br>BB: 1<br>P: 13 | R: 2<br>E: 1<br>K: 0<br>S: 6<br>H: 2<br>LOB: 3<br>BB: 1<br>P: 11 | R: 5<br>E: 0<br>K: 1<br>S: 12<br>H: 6<br>LOB: 2<br>BB: 1<br>P: 17 | 1B: 5<br>2B: 4<br>3B: 0<br>HR: 4<br>SF: 0<br>SAC: 0<br>DP: 0<br>HBP: 2 | | | | | | |

| PITCHER | | IP | WLS | BF | H | R | ER | SO | BB | IBB | HBP | BLK | WP | HR | S | P | ERA | WHIP |
|---|---|---|---|---|---|---|---|---|---|---|---|---|---|---|---|---|---|---|
| 65 Phil Hughes, R<br>ERA: 2.25 | (1, 1) | 3.0 | | 14 | 2 | 2 | 2 | 2 | 3 | 0 | 0 | 0 | 0 | 2 | 15 | 29 | 6.00 | 1.667 |
| 63 Jonathan Albaladejo, R<br>ERA: 1.93 | (4, 1) | 1.0 | | 3 | 0 | 0 | 0 | 1 | 0 | 0 | 0 | 0 | 0 | 0 | 5 | 5 | 0.00 | 0.000 |
| 31 Ian Kennedy, R<br>ERA: 5.91 | (5, 1) | 3.0 | W | 14 | 3 | 1 | 0 | 5 | 1 | 0 | 1 | 0 | 0 | 0 | 22 | 27 | 0.00 | 1.333 |
| 70 Christian Garcia, R<br>ERA: 6.75 | (8, 1) | 1.0 | | 8 | 2 | 2 | 0 | 0 | 1 | 0 | 1 | 0 | 0 | 0 | 6 | 11 | 0.00 | 3.000 |
| 78 Mark Melancon, R<br>ERA: 7.94 | (9, 1) | 0.2 | | 9 | 6 | 5 | 5 | 1 | 1 | 0 | 0 | 0 | 0 | 2 | 11 | 16 | 67.50 | 10.500 |

| PITCHER | | IP | WLS | BF | H | R | ER | SO | BB | IBB | HBP | BLK | WP | HR | S | P | ERA | WHIP |
|---|---|---|---|---|---|---|---|---|---|---|---|---|---|---|---|---|---|---|
| 30 David Robertson, R<br>ERA: 2.08 | (9, 1) | 0.1 | S | 1 | 0 | 0 | 0 | 0 | 0 | 0 | 0 | 0 | 0 | 0 | 1 | 1 | 0.00 | 0.000 |

# BOTTOM

# New York Yankees @ Pittsburgh Pirates

McKechnie Field, Bradenton, FL

Sat Mar 14 2009, 1:05 PM EDT

Att. 5,866 - Overcast - 84 F

livebaseballscorecards.com

| | |
|---|---|
| AB | 41 |
| R | 10 |
| H | 13 |
| RBI | 10 |
| BB | 6 |
| SO | 9 |
| LOB | 24 |

# TOP

## Pittsburgh Pirates @ Tampa Bay Rays

Charlotte County Stadium, Port Charlotte, FL

Sun Mar 15 2009, 1:05 PM EDT

Att. 6,968 - Sunny - 80 F

livebaseballscorecards.com

| Batter | 1 | 2 | 3 | 4 | 5 | 6 | 7 | 8 | 9 | 10 | 11 | AB | R | H | RBI | BB | SO | LOB |
|---|---|---|---|---|---|---|---|---|---|---|---|---|---|---|---|---|---|---|
| 22 Andrew McCutchen, R (1, 8)<br>OBP: 0.377, SLG: 0.477 | B2-3 | | K | | | 31 SF7 3B | K | | K | | 31 G6-3 1B | 6 | 1 | 2 | 0 | 0 | 3 | 2 |
| 31 Jose Tabata, R (1, 7)<br>OBP: 0.560, SLG: 0.611 | 1B | | 2B | | | SF7 3-H | | K | 53 HR HBP | | G6-3 1-2 | 4 | 1 | 2 | 1 | 0 | 1 | 1 |
| 25 Adam LaRoche, L (1, 10)<br>OBP: 0.229, SLG: 0.314<br>53 Pedro Alvarez, L (9, PH)<br>OBP: 0.500, SLG: 0.778<br>(9, 10) | F7 | | F9 | | | G3-1 | | 19 1B 69 1B 1B | 1-1 1-H 2-H HR | | G1-3 | 4<br>2 | 0<br>1 | 1<br>1 | 0<br>3 | 0<br>0 | 0<br>1 | 2<br>1 |
| 18 Craig Monroe, R (1, 9)<br>OBP: 0.310, SLG: 0.789<br>69 Garrett Jones, L (6, 9)<br>OBP: 0.513, SLG: 0.781 | K | | | P2 | | K | | 1-2 19 1B | 2-1 HR | | | 3<br>2 | 0<br>1 | 0<br>2 | 0<br>1 | 0<br>0 | 2<br>0 | 1<br>0 |
| 51 Steve Pearce, R (1, 3)<br>OBP: 0.316, SLG: 0.444 | | F8 | | E5 10 2-6 | | | G6-3 | F9 | K | | | 5 | 0 | 0 | 0 | 0 | 1 | 2 |
| 15 Andy LaRoche, R (1, 5)<br>OBP: 0.606, SLG: 0.760<br>19 Neil Walker, S (7, 5)<br>OBP: 0.385, SLG: 0.364 | | 36 L5-4 10 1B BB | | F8 | | | HR | 1-2 2-3 1B | | K | | 2<br>2 | 1<br>0 | 1<br>1 | 1<br>0 | 1<br>0 | 0<br>1 | 1<br>0 |
| 10 Brian Bixler, R (1, 6)<br>OBP: 0.438, SLG: 0.621 | 1-2 1B | | 2-6 1-2 | | K | | 35 FC4-6 3B | K | | K | | 5 | 1 | 2 | 0 | 0 | 3 | 3 |
| 36 Luis Alfonso Cruz, R (1, 4)<br>OBP: 0.261, SLG: 0.190<br>71 Anderson Machado, S (7, 4)<br>OBP: 0.273, SLG: 0.200 | L5-4 2-2 | | | | P5 | | 35 FC4-6 HBP | | 35 DI 53 HR 1B | G4-3 | | 2<br>2 | 0<br>1 | 0<br>1 | 0<br>0 | 0<br>0 | 0<br>0 | 2<br>0 |
| 35 Jason Jaramillo, S (1, 2)<br>OBP: 0.273, SLG: 0.158<br>64 Steven Lerud, L (9, 2) | | | G1-3 | | P4 | | FC4-6 1-2f 3-H | | L6 1-2 | | F8 | 4<br>1 | 0<br>0 | 0<br>0 | 1<br>0 | 0<br>0 | 0<br>0 | 2<br>0 |
| Inning Stats | R: 0 H: 1 E: 0 LOB: 1 K: 1 BB: 0 S: 6 P: 6 | R: 0 H: 1 E: 0 LOB: 1 K: 0 BB: 1 S: 3 P: 7 | R: 0 H: 1 E: 0 LOB: 1 K: 1 BB: 0 S: 6 P: 6 | R: 0 H: 0 E: 1 LOB: 1 K: 0 BB: 0 S: 3 P: 4 | R: 0 H: 0 E: 0 LOB: 0 K: 1 BB: 0 S: 5 P: 5 | R: 1 H: 1 E: 0 LOB: 0 K: 1 BB: 0 S: 6 P: 6 | R: 2 H: 2 E: 0 LOB: 1 K: 1 BB: 0 S: 8 P: 11 | R: 0 H: 3 E: 0 LOB: 3 K: 2 BB: 0 S: 10 P: 10 | R: 4 H: 3 E: 0 LOB: 0 K: 2 BB: 0 S: 12 P: 17 | R: 0 H: 0 E: 0 LOB: 0 K: 2 BB: 0 S: 7 P: 7 | R: 0 H: 1 E: 0 LOB: 1 K: 0 BB: 0 S: 4 P: 4 | 1B: 7 SF: 1<br>2B: 2 SAC: 0<br>3B: 2 DP: 1<br>HR: 3 HBP: 2 | | | | | | |

| PITCHER | | IP | WLS | BF | H | R | ER | SO | BB | IBB | HBP | BLK | WP | HR | S | P | ERA | WHIP |
|---|---|---|---|---|---|---|---|---|---|---|---|---|---|---|---|---|---|---|
| 22 Matt Garza, R<br>ERA: 4.5 | (1, 1) | 4.0 | | 16 | 3 | 0 | 0 | 2 | 1 | 0 | 0 | 0 | 0 | 0 | 18 | 23 | 0.00 | 1.000 |
| 40 Troy Percival, R<br>ERA: | (5, 1) | 1.0 | H | 3 | 0 | 0 | 0 | 1 | 0 | 0 | 0 | 0 | 0 | 0 | 5 | 5 | 0.00 | 0.000 |
| 44 Jason Isringhausen, R<br>ERA: 9.0 | (6, 1) | 1.0 | H | 4 | 1 | 1 | 1 | 1 | 0 | 0 | 0 | 0 | 0 | 0 | 6 | 6 | 9.00 | 1.000 |
| 35 Dan Wheeler, R<br>ERA: 9.0 | (7, 1) | 1.0 | B | 6 | 2 | 2 | 2 | 1 | 0 | 0 | 1 | 0 | 0 | 1 | 8 | 11 | 18.00 | 2.000 |
| 50 Grant Balfour, R<br>ERA: 3.38 | (8, 1) | 1.0 | | 6 | 3 | 0 | 0 | 2 | 0 | 0 | 0 | 0 | 0 | 0 | 10 | 10 | 0.00 | 3.000 |
| 46 Joe Nelson, R<br>ERA: 23.63 | (9, 1) | 0.2 | | 6 | 3 | 4 | 4 | 1 | 0 | 0 | 1 | 0 | 0 | 2 | 9 | 14 | 54.00 | 4.500 |
| 47 Jason Childers, R<br>ERA: 5.4 | (9, 1) | 0.1 | | 1 | 0 | 0 | 0 | 1 | 0 | 0 | 0 | 0 | 0 | 0 | 3 | 3 | 0.00 | 0.000 |
| 76 Winston Abreu, R<br>ERA: 3.0 | (10, 1) | 1.0 | | 3 | 0 | 0 | 0 | 2 | 0 | 0 | 0 | 0 | 0 | 0 | 7 | 7 | 0.00 | 0.000 |
| 71 Julio DePaula, R<br>ERA: 5.06 | (11, 1) | 1.0 | | 4 | 1 | 0 | 0 | 0 | 0 | 0 | 0 | 0 | 0 | 0 | 4 | 4 | 0.00 | 1.000 |

| | |
|---|---|
| AB | 44 |
| R | 7 |
| H | 13 |
| RBI | 7 |
| BB | 1 |
| SO | 11 |
| LOB | 17 |

WP: 0 PA: 48
PB: 0
SB: 0
CS: 0

# BOTTOM

| Batter | 1 | 2 | 3 | 4 | 5 | 6 | 7 | 8 | 9 | 10 | 11 | AB | R | H | RBI | BB | SO | LOB |
|---|---|---|---|---|---|---|---|---|---|---|---|---|---|---|---|---|---|---|
| 10 Justin Ruggiano, R (1, 9)<br>OBP: 0.361, SLG: 0.424 | G5-3 | | 13 FC3-6, 1-2, 2-3, 1B | | G6-3 | | | 29 S, 29 1B, 2B | F9 | | K | 3 | 0 | 1 | 0 | 0 | 0 | 0 |
| 62 Ray Sadler, R (6, 9)<br>OBP: 0.360, SLG: 0.833 | | | | | | | | | | | | 3 | 1 | 1 | 0 | 0 | 1 | 0 |
| 13 Carl Crawford, L (1, 7)<br>OBP: 0.280, SLG: 0.458 | L5 | | FC3-6, 19, 19 S, 19 1B, 1-2f, 2-3, 3-H | | G6-3 | | | K | K | | | 3 | 0 | 0 | 1 | 0 | 0 | 2 |
| 43 Jon Weber, L (6, 7)<br>OBP: 0.346, SLG: 0.600 | | | | | | | | | | | | 2 | 0 | 0 | 0 | 0 | 2 | 1 |
| 19 Gabe Kapler, R (1, 8)<br>OBP: 0.259, SLG: 0.292 | G5-3 | | 1-H, 3-H, 1B | | | G5-3 | | 32 WP, 16 1B, 2-H, 1B | | F7 | | 3 | 0 | 1 | 1 | 0 | 0 | 0 |
| 29 Elliot Johnson, S (7, 8)<br>OBP: 0.323, SLG: 0.655 | | | | | | | | | | | | 2 | 1 | 1 | 1 | 0 | 0 | 0 |
| 23 Carlos Pena, L (1, 3)<br>OBP: 0.313, SLG: 0.429 | | F7 | G4-3 | | | F7 | | K, 1-3 | | K | | 3 | 0 | 0 | 0 | 0 | 0 | 1 |
| 32 Chris Richard, L (7, 3)<br>OBP: 0.367, SLG: 0.440 | | | | | | | | | | | | 2 | 0 | 0 | 0 | 0 | 2 | 1 |
| 5 Pat Burrell, R (1, 10)<br>OBP: 0.500, SLG: 0.619 | | K | | 1B | | 11 CS, 1B | | 37 64 2B, 1B, 3-H, 1B | | 37 1B, 1B | | 3 | 0 | 2 | 0 | 0 | 1 | 0 |
| 16 Willy Aybar, S (8, PH)<br>OBP: 0.429, SLG: 0.692 | | | | | | | | | | | | 1 | 1 | 1 | 1 | 0 | 0 | 0 |
| (9, 10) | | | | | | | | | | | | | | | | | | |
| 41 Michel Hernandez, R (10, PH)<br>OBP: 0.417, SLG: 0.455 | | | | | | | | | | | | 1 | 0 | 1 | 0 | 0 | 0 | 0 |
| (11, 10) | | | | | | | | | | | | | | | | | | |
| 11 Morgan Ensberg, R (1, 5)<br>OBP: 0.276, SLG: 0.167 | | 1B | | F8 | | CS, 1-2 | | F8 | | 64 2B, 1-2, 1B | | 3 | 0 | 1 | 0 | 0 | 0 | 1 |
| 37 Ray Olmedo, S (8, 4)<br>OBP: 0.379, SLG: 0.407 | | | | | | | | | | | | 2 | 1 | 2 | 0 | 0 | 0 | 0 |
| 15 Reid Brignac, L (1, 6)<br>OBP: 0.286, SLG: 0.438 | | F8 | | F9 | | | | HR, 1-1 | | K | | 3 | 1 | 1 | 1 | 0 | 0 | 2 |
| 64 Tim Beckham, R (8, 6)<br>OBP: 0.250, SLG: 0.273 | | | | | | | | 1-H, 2-H, 2B | | | | 2 | 0 | 1 | 2 | 0 | 1 | 2 |
| 9 Shawn Riggans, R (1, 2)<br>OBP: 0.261, SLG: 0.261 | | | 10 1B, 24 1B, 13 FC3-6, 1B | K | | | | K | G2-3 | | P6 | 3 | 1 | 1 | 0 | 0 | 2 | 1 |
| 60 Matt Spring, R (8, 2)<br>OBP: 0.333, SLG: 0.667 | | | | | | | | | | | | 2 | 0 | 0 | 0 | 0 | 0 | 1 |
| 24 Adam Kennedy, L (1, 4)<br>OBP: 0.333, SLG: 0.333 | | | 13 FC3-6, 10 1B, 19 1B, 1-2, 1B | | F7 | | | K | G4-3 | | G3-1 | 3 | 1 | 1 | 0 | 0 | 1 | 0 |
| 63 Chris Nowak, R (8, 5) | | | | | | | | | | | | 2 | 0 | 0 | 0 | 0 | 0 | 0 |
| Inning Stats | R: 0 H: 0<br>E: 0 LOB: 0<br>K: 0 BB: 0<br>S: 3 P: 3 | R: 0 H: 1<br>E: 0 LOB: 1<br>K: 1 BB: 0<br>S: 6 P: 6 | R: 2 H: 4<br>E: 0 LOB: 1<br>K: 0 BB: 0<br>S: 6 P: 7 | R: 0 H: 1<br>E: 0 LOB: 1<br>K: 1 BB: 0<br>S: 6 P: 6 | R: 0 H: 1<br>E: 0 LOB: 0<br>K: 0 BB: 0<br>S: 3 P: 3 | R: 0 H: 1<br>E: 0 LOB: 0<br>K: 0 BB: 0<br>S: 3 P: 4 | R: 1 H: 1<br>E: 0 LOB: 0<br>K: 2 BB: 0<br>S: 9 P: 10 | R: 4 H: 5<br>E: 0 LOB: 1<br>K: 2 BB: 0<br>S: 12 P: 13 | R: 0 H: 0<br>E: 0 LOB: 0<br>K: 1 BB: 0<br>S: 5 P: 5 | R: 0 H: 2<br>E: 0 LOB: 2<br>K: 2 BB: 0<br>S: 9 P: 9 | R: 0 H: 0<br>E: 0 LOB: 0<br>K: 1 BB: 0<br>S: 5 P: 5 | 1B: 12 SF: 0<br>2B: 2 SAC: 0<br>3B: 0 DP: 0<br>HR: 1 HBP: 0 | | | | | | |

| PITCHER | | IP | WLS | BF | H | R | ER | SO | BB | IBB | HBP | BLK | WP | HR | S | P | ERA | WHIP |
|---|---|---|---|---|---|---|---|---|---|---|---|---|---|---|---|---|---|---|
| 24 Tom Gorzelanny, L<br>ERA: 7.0 | (1, 1) | 3.0 | | 13 | 5 | 2 | 2 | 1 | 0 | 0 | 0 | 0 | 0 | 0 | 15 | 16 | 6.00 | 1.667 |
| 27 Jeff Karstens, R<br>ERA: 4.66 | (4, 1) | 3.0 | | 10 | 2 | 0 | 0 | 1 | 0 | 0 | 0 | 0 | 0 | 0 | 12 | 13 | 0.00 | 0.667 |
| 30 Tyler Yates, R<br>ERA: 1.29 | (7, 1) | 1.0 | B | 4 | 1 | 1 | 1 | 2 | 0 | 0 | 0 | 0 | 0 | 1 | 9 | 10 | 9.00 | 1.000 |
| 17 Sean Burnett, L<br>ERA: 10.13 | (8, 1) | 1.0 | | 8 | 5 | 4 | 4 | 2 | 0 | 0 | 0 | 0 | 1 | 0 | 12 | 13 | 36.00 | 5.000 |
| 74 Jason Davis, R<br>ERA: 1.29 | (9, 1) | 2.0 | | 8 | 2 | 0 | 0 | 3 | 0 | 0 | 0 | 0 | 0 | 0 | 14 | 14 | 0.00 | 1.000 |

| PITCHER | | IP | WLS | BF | H | R | ER | SO | BB | IBB | HBP | BLK | WP | HR | S | P | ERA | WHIP |
|---|---|---|---|---|---|---|---|---|---|---|---|---|---|---|---|---|---|---|
| 47 Evan Meek, R<br>ERA: | (11, 1) | 1.0 | | 3 | 0 | 0 | 0 | 1 | 0 | 0 | 0 | 0 | 0 | 0 | 5 | 5 | 0.00 | 0.000 |

# Pittsburgh Pirates @ Tampa Bay Rays

Charlotte County Stadium, Port Charlotte, FL

Sun Mar 15 2009, 1:05 PM EDT

Att. 6,968 - Sunny - 80 F

livebaseballscorecards.com

| | |
|---|---|
| AB | 46 |
| R | 7 |
| H | 15 |
| RBI | 7 |
| BB | 0 |
| SO | 10 |
| LOB | 12 |

WP: 1 PA: 47
PB: 0
SB: 2
CS: 1

# Tampa Bay Rays @ Pittsburgh Pirates

McKechnie Field, Bradenton, FL

Mon Mar 16 2009, 7:05 PM EDT

Att. 5,836 - Clear - 76 F

TOP

livebaseballscorecards.com

| Batter | 1 | 2 | 3 | 4 | 5 | 6 | 7 | 8 | 9 | AB | R | H | RBI | BB | SO | LOB |
|---|---|---|---|---|---|---|---|---|---|---|---|---|---|---|---|---|
| 8 Jason Bartlett, R (1, 6)<br>OBP: 0.444, SLG: 0.500 | K | | K | | | 3 S / 19 BB / 5 BB / 1-H / 1B | 41 PB / 62 BB / 1B | K2-3 | | 3 | 1 | 1 | 1 | 0 | 2 | 0 |
| 24 Adam Kennedy, L (6, 4)<br>OBP: 0.344, SLG: 0.345 | | | | | | | | | | 2 | 0 | 1 | 0 | 0 | 1 | 0 |
| 19 Gabe Kapler, R (1, 9)<br>OBP: 0.267, SLG: 0.269 | G5-3 | | | E5 / 5 G5-4-3 | | 5 BB / 3 S / 16 G5-3 / 1-2 / BB | 41 PB / 1-2 / BB | G5-3 | | 2 | 1 | 0 | 0 | 1 | 0 | 0 |
| 62 Ray Sadler, R (6, 8)<br>OBP: 0.370, SLG: 0.800 | | | | | | | | | | 1 | 0 | 0 | 0 | 1 | 0 | 0 |
| 3 Evan Longoria, R (1, 5)<br>OBP: 0.448, SLG: 0.609 | K | | | P4 | | 16 G5-3 / 5 BB / 30 G3 / 1-2 / 2-3 / BB | L8 | | G3 | 2 | 1 | 0 | 0 | 1 | 1 | 1 |
| 26 Gabe Gross, L (6, 9)<br>OBP: 0.423, SLG: 0.350 | | | | | | | | | | 2 | 0 | 0 | 0 | 0 | 0 | 2 |
| 5 Pat Burrell, R (1, 10)<br>OBP: 0.484, SLG: 0.565 | | K | | G5-4-3 / 1-2f | | 30 G3 / 16 G5-3 / 1-2 / 2-3 / 3-H / BB | K | | BB | 2 | 0 | 0 | 1 | 1 | 1 | 1 |
| 41 Michel Hernandez, R (7, PH)<br>OBP: 0.429, SLG: 0.417 | | | | | | | | | | 1 | 0 | 0 | 0 | 1 | 1 | 2 |
| (7, 10) | | | | | | | | | | | | | | | | |
| 16 Willy Aybar, S (1, 3)<br>OBP: 0.353, SLG: 0.563 | | G4-3 | | | F8 | G5-3 / 1-2 / 2-3 / 3-H | BB | | K | 3 | 0 | 0 | 1 | 0 | 0 | 2 |
| 11 Morgan Ensberg, R (6, 5)<br>OBP: 0.290, SLG: 0.160 | | | | | | | | | | 1 | 0 | 0 | 0 | 1 | 1 | 1 |
| 18 Ben Zobrist, S (1, 7)<br>OBP: 0.316, SLG: 0.290 | | 30 FC6-4 / 1B | | | F7 | 30 G3 / BB | P5 | | G3 | 2 | 0 | 1 | 0 | 1 | 0 | 0 |
| 15 Reid Brignac, L (6, 6)<br>OBP: 0.270, SLG: 0.412 | | | | | | | | | | 2 | 0 | 0 | 0 | 0 | 0 | 4 |
| 30 Dioner Navarro, S (1, 2)<br>OBP: 0.346, SLG: 0.440 | | FC6-4 / 1-2f | | | 10 FC5-4 / 1B | G3 / 1-2 / 2-3 / 3-H | | 43 HR / BB | | 3 | 0 | 1 | 1 | 0 | 0 | 3 |
| 68 Nevin Ashley, R (7, 2) | | | | | | | | | | 0 | 1 | 0 | 0 | 1 | 0 | 0 |
| 10 Justin Ruggiano, R (1, 8)<br>OBP: 0.385, SLG: 0.412 | | | 37 G4-6-3 / BB | | FC5-4 / 1-2f | BB | | 1-H / HR | | 1 | 0 | 0 | 0 | 2 | 0 | 1 |
| 43 Jon Weber, L (6, 7)<br>OBP: 0.370, SLG: 0.731 | | | | | | | | | | 1 | 1 | 1 | 2 | 0 | 0 | 0 |
| 37 Ray Olmedo, S (1, 4)<br>OBP: 0.375, SLG: 0.379 | | | G4-6-3 / 1-2f | | | 8 1B / BB | F7 | F7 | | 2 | 1 | 0 | 0 | 1 | 0 | 4 |
| 32 Chris Richard, L (6, 3)<br>OBP: 0.355, SLG: 0.423 | | | | | | | | | | 1 | 0 | 0 | 0 | 0 | 0 | 0 |

| | AB | R | H | RBI | BB | SO | LOB |
|---|---|---|---|---|---|---|---|
| | 31 | 6 | 5 | 6 | 11 | 7 | 21 |

| Inning Stats | 1 | 2 | 3 | 4 | 5 | 6 | 7 | 8 | 9 |
|---|---|---|---|---|---|---|---|---|---|
| | R: 0<br>E: 0<br>K: 2<br>S: 7 | H: 0<br>LOB: 0<br>BB: 0<br>P: 7 | R: 0<br>E: 0<br>K: 1<br>S: 6 | H: 1<br>LOB: 1<br>BB: 0<br>P: 6 | R: 0<br>E: 0<br>K: 1<br>S: 4 | H: 0<br>LOB: 0<br>BB: 1<br>P: 8 | R: 0<br>E: 1<br>K: 0<br>S: 3 | H: 0<br>LOB: 0<br>BB: 0<br>P: 3 | R: 0<br>E: 0<br>K: 0<br>S: 4 | H: 1<br>LOB: 1<br>BB: 0<br>P: 4 | R: 4<br>E: 0<br>K: 0<br>S: 4 | H: 1<br>LOB: 3<br>BB: 6<br>P: 29 | R: 0<br>E: 0<br>K: 1<br>S: 6 | H: 1<br>LOB: 3<br>BB: 2<br>P: 14 | R: 2<br>E: 0<br>K: 1<br>S: 7 | H: 1<br>LOB: 0<br>BB: 1<br>P: 11 | R: 0<br>E: 0<br>K: 1<br>S: 5 | H: 0<br>LOB: 1<br>BB: 1<br>P: 9 |

| 1B: 4 | SF: 0 | WP: 0 | PA: 42 |
|---|---|---|---|
| 2B: 0 | SAC: 0 | PB: 1 | |
| 3B: 0 | DP: 2 | SB: 3 | |
| HR: 1 | HBP: 0 | CS: 0 | |

| PITCHER | | IP | WLS | BF | H | R | ER | SO | BB | IBB | HBP | BLK | WP | HR | S | P | ERA | WHIP |
|---|---|---|---|---|---|---|---|---|---|---|---|---|---|---|---|---|---|---|
| 28 Paul Maholm, L<br>ERA: 0.66 | (1, 1) | 4.2 | | 16 | 2 | 0 | 0 | 4 | 1 | 0 | 0 | 0 | 0 | 0 | 23 | 27 | 0.00 | 0.643 |
| 50 David Davidson, L<br>ERA: 16.2 | (5, 1) | 0.1 | L | 4 | 1 | 3 | 3 | 0 | 2 | 0 | 0 | 0 | 0 | 0 | 2 | 11 | 81.00 | 9.000 |
| 66 Brian Slocum, R<br>ERA: 12.0 | (6, 1) | 1.0 | B | 7 | 0 | 1 | 1 | 0 | 4 | 0 | 0 | 0 | 0 | 0 | 3 | 19 | 9.00 | 4.000 |
| 56 Donnie Veal, L<br>ERA: 2.25 | (7, 1) | 1.0 | | 6 | 1 | 0 | 0 | 1 | 2 | 0 | 0 | 0 | 0 | 0 | 6 | 14 | 0.00 | 3.000 |
| 43 Jesse Chavez, R<br>ERA: 12.71 | (8, 1) | 1.0 | | 5 | 1 | 2 | 2 | 1 | 1 | 0 | 0 | 0 | 0 | 1 | 7 | 11 | 18.00 | 2.000 |

| PITCHER | | IP | WLS | BF | H | R | ER | SO | BB | IBB | HBP | BLK | WP | HR | S | P | ERA | WHIP |
|---|---|---|---|---|---|---|---|---|---|---|---|---|---|---|---|---|---|---|
| 96 Jeremy Powell, R<br>ERA: | (9, 1) | 1.0 | | 4 | 0 | 0 | 0 | 1 | 1 | 0 | 0 | 0 | 0 | 0 | 5 | 9 | 0.00 | 1.000 |

# BOTTOM

## Tampa Bay Rays @ Pittsburgh Pirates

McKechnie Field, Bradenton, FL

Mon Mar 16 2009, 7:05 PM EDT

Att. 5,836 - Clear - 76 F

livebaseballscorecards.com

| Batter | 1 | 2 | 3 | 4 | 5 | 6 | 7 | 8 | 9 | AB | R | H | RBI | BB | SO | LOB |
|---|---|---|---|---|---|---|---|---|---|---|---|---|---|---|---|---|
| 3 Nyjer Morgan, L (1, 7)<br>OBP: 0.239, SLG: 0.279 | F8 | | G3-1<br>2-3 | | L5 | K | | 36 FC5<br>1-2<br>1B | | 5 | 0 | 1 | 0 | 0 | 1 | 3 |
| 12 Freddy Sanchez, R (1, 4)<br>OBP: 0.333, SLG: 0.481<br>36 Luis Alfonso Cruz, R (7, 4)<br>OBP: 0.280, SLG: 0.217 | G4-3 | | 3-H<br>2B | | G5-3 | | 68 FC5-4<br>1B | FC5<br>1-2<br>2-3f | | 3 | 0 | 1 | 1 | 0 | 0 | 0 |
| | | | | | | | | | | 2 | 0 | 1 | 0 | 0 | 0 | 2 |
| 13 Nate McLouth, L (1, 8)<br>OBP: 0.455, SLG: 0.643<br>68 Jeff Salazar, L (7, 8)<br>OBP: 0.368, SLG: 0.548 | 41 WP<br>1B | | G1-4-3 | | 41 S<br>BB | | FC5-4<br>69 G2-3<br>23 1B<br>1-2f | | F8 | 2 | 0 | 1 | 0 | 1 | 0 | 1 |
| | | | | | | | | | | 2 | 0 | 0 | 0 | 0 | 0 | 1 |
| 41 Ryan Doumit, S (1, 2)<br>OBP: 0.257, SLG: 0.438<br>23 Robinzon Diaz, R (7, 2)<br>OBP: 0.500, SLG: 0.889 | K<br>1-2 | | | 31 2B<br>18 G6-3<br>1B | F8<br>1-2 | | 69 G2-3<br>1-2<br>1B | | 69<br>1B<br>2B | 3 | 1 | 1 | 0 | 0 | 1 | 2 |
| | | | | | | | | | | 2 | 1 | 2 | 0 | 0 | 0 | 0 |
| 25 Adam LaRoche, L (1, 3)<br>OBP: 0.237, SLG: 0.342<br>69 Garrett Jones, L (7, 3)<br>OBP: 0.512, SLG: 0.765 | | G6-3 | | K | | 18<br>2B<br>2B | G2-3<br>1-2<br>2-3 | | 31 FC6-4<br>2-H<br>1B | 3 | 1 | 1 | 0 | 0 | 1 | 1 |
| | | | | | | | | | | 2 | 0 | 1 | 1 | 0 | 0 | 2 |
| 31 Jose Tabata, R (1, 9)<br>OBP: 0.500, SLG: 0.565 | | K | | 18<br>G6-3<br>1-3<br>2B | | K | G6-3 | | FC6-4<br>1-2f | 5 | 0 | 1 | 0 | 0 | 2 | 4 |
| 18 Craig Monroe, R (1, 10)<br>OBP: 0.326, SLG: 0.786<br>51 Steve Pearce, R (9, PH)<br>OBP: 0.300, SLG: 0.421 | F9 | | | G6-3<br>2-3<br>3-H | | 2-H<br>2B | | 36 FC5<br>3<br>1B<br>1B | G4-3 | 4 | 0 | 2 | 2 | 0 | 0 | 1 |
| | | | | | | | | | | 1 | 0 | 0 | 0 | 0 | 0 | 1 |
| 15 Andy LaRoche, R (1, 5)<br>OBP: 0.639, SLG: 0.769<br>19 Neil Walker, S (7, 5)<br>OBP: 0.375, SLG: 0.353 | | | 3<br>G3-1<br>12<br>2B<br>2<br>G4-3<br>1B | BB | BB | | | K | | 1 | 1 | 1 | 0 | 2 | 0 | 0 |
| | | | | | | | | | | 1 | 0 | 0 | 0 | 0 | 1 | 1 |
| 2 Jack Wilson, R (1, 6)<br>OBP: 0.143, SLG: 0.077<br>10 Brian Bixler, R (7, 6)<br>OBP: 0.424, SLG: 0.600 | | | G4-3<br>1-2 | G1-3 | | K | | K | | 3 | 0 | 0 | 0 | 0 | 1 | 5 |
| | | | | | | | | | | 1 | 0 | 0 | 0 | 0 | 1 | 1 |
| Inning Stats | R: 0 E: 0 K: 1 S: 6 H: 1 LOB: 1 BB: 0 P: 7 | R: 0 E: 0 K: 1 S: 5 H: 0 LOB: 0 BB: 0 P: 5 | R: 1 E: 0 K: 0 S: 5 H: 2 LOB: 1 BB: 0 P: 5 | R: 1 E: 0 K: 1 S: 7 H: 2 LOB: 2 BB: 1 P: 11 | R: 0 E: 0 K: 0 S: 3 H: 0 LOB: 1 BB: 1 P: 8 | R: 1 E: 0 K: 3 S: 11 H: 2 LOB: 2 BB: 1 P: 15 | R: 0 E: 0 K: 0 S: 5 H: 2 LOB: 2 BB: 0 P: 5 | R: 0 E: 0 K: 2 S: 9 H: 2 LOB: 2 BB: 0 P: 9 | R: 1 E: 0 K: 0 S: 5 H: 2 LOB: 1 BB: 0 P: 5 | 1B: 8 2B: 5 3B: 0 HR: 0 | | SF: 0 SAC: 0 DP: 0 HBP: 0 | | | | WP: 1 PB: 0 SB: 1 CS: 0 | PA: 43 |

| | AB | 40 |
|---|---|---|
| | R | 4 |
| | H | 13 |
| | RBI | 4 |
| | BB | 3 |
| | SO | 8 |
| | LOB | 25 |

| PITCHER | IP | WLS | BF | H | R | ER | SO | BB | IBB | HBP | BLK | WP | HR | S | P | ERA | WHIP |
|---|---|---|---|---|---|---|---|---|---|---|---|---|---|---|---|---|---|
| 21 Andy Sonnanstine, R (1, 1)<br>ERA: 2.25 | 3.0 | | 12 | 3 | 1 | 1 | 2 | 0 | 0 | 0 | 0 | 1 | 0 | 16 | 17 | 3.00 | 1.000 |
| 52 Brian Shouse, L (4, 1)<br>ERA: 1.5 | 1.0 | | 6 | 2 | 1 | 1 | 1 | 1 | 0 | 0 | 0 | 0 | 0 | 7 | 11 | 9.00 | 3.000 |
| 14 David Price, L (5, 1)<br>ERA: 2.08 | 2.1 | W | 12 | 3 | 1 | 1 | 3 | 2 | 0 | 0 | 0 | 0 | 0 | 16 | 25 | 3.86 | 2.143 |
| 36 Randy Choate, L (7, 1)<br>ERA: 5.14 | 1.2 | H | 8 | 3 | 0 | 0 | 2 | 0 | 0 | 0 | 0 | 0 | 0 | 12 | 12 | 0.00 | 1.800 |
| Derek Rodriguez, R (9, 1)<br>ERA: 6.75 | 1.0 | S | 5 | 2 | 1 | 1 | 0 | 0 | 0 | 0 | 0 | 0 | 0 | 5 | 5 | 9.00 | 2.000 |

| PITCHER | IP | WLS | BF | H | R | ER | SO | BB | IBB | HBP | BLK | WP | HR | S | P | ERA | WHIP |
|---|---|---|---|---|---|---|---|---|---|---|---|---|---|---|---|---|---|

| Batter | 1 | 2 | 3 | 4 | 5 | 6 | 7 | 8 | 9 | AB | R | H | RBI | BB | SO | LOB |
|---|---|---|---|---|---|---|---|---|---|---|---|---|---|---|---|---|
| 3 Nyjer Morgan, L (1, 7)<br>OBP: 0.224, SLG: 0.261 | SSS 0-3 ① K | | SSS 0-3 ③ K | | | X 0-0 ② G4-3 | | | SCX 0-2 HR | 3 | 0 | 0 | 0 | 0 | 2 | 0 |
| 68 Jeff Salazar, L (6, 7)<br>OBP: 0.385, SLG: 0.656 | | | | | | | | | | 1 | 1 | 1 | 1 | 0 | 0 | 0 |
| 2 Jack Wilson, R (1, 6)<br>OBP: 0.161, SLG: 0.071 | X 0-0 ② G6-3 | | | BBB 4-0 69 G4-3 69 WP BB | | SSS 0-3 ③ K | | | X 0-0 ① G4-3 | 2 | 0 | 0 | 0 | 1 | 1 | 0 |
| Jordy Mercer, R (6, 6) | | | | | | | | | | 1 | 0 | 0 | 0 | 0 | 0 | 0 |
| 13 Nate McLouth, L (1, 8)<br>OBP: 0.444, SLG: 0.613 | SSS 0-3 ③ K | | | CCC 0-3 ① K | | | X 0-0 31 1B 69 G3 1B | | X 0-0 1B | 3 | 0 | 1 | 0 | 0 | 2 | 1 |
| 22 Andrew McCutchen, R (7, PR)<br>OBP: 0.389, SLG: 0.489 | | | | | | | | | | 1 | 0 | 1 | 0 | 0 | 0 | 0 |
| (7, 8) | | | | | | | | | | | | | | | | |
| 69 Garrett Jones, L (1, 3)<br>OBP: 0.467, SLG: 0.684 | | SSS 0-3 ① K | | DX 1-0 ② G4-3 1-3 | | | X 0-0 ① G3 1-2 | | SSS 0-3 ② K | 4 | 0 | 0 | 0 | 0 | 2 | 3 |
| 31 Jose Tabata, R (1, 9)<br>OBP: 0.500, SLG: 0.556 | | X 0-0 51 S 51 BLK 51 G4-3 1B | | X 0-0 ③ G3 | | | X 0-0 51 G5-4-3 2-3 1B | | X 0-0 ③ P3 | 4 | 1 | 2 | 0 | 0 | 0 | 2 |
| 51 Steve Pearce, R (1, 10)<br>OBP: 0.261, SLG: 0.364 | BX 1-0 ② G4-3 1-H | | | | CCC 0-3 ① K | | X 0-0 ②③ G5-4-3 1-2f | | | 3 | 0 | 0 | 1 | 0 | 1 | 2 |
| 19 Neil Walker, S (1, 5)<br>OBP: 0.357, SLG: 0.333 | | SSS 0-3 ③ K | | | X 0-0 ② G1-3 | | | BBBB 4-0 75 G5-4-3 BB | | 2 | 0 | 0 | 0 | 0 | 1 | 0 |
| Jeremy Farrell, R (6, 5) | | | | | | | | | | 0 | 0 | 0 | 0 | 1 | 0 | 0 |
| 35 Jason Jaramillo, S (1, 2)<br>OBP: 0.250, SLG: 0.143 | | | X 0-0 ① G4-3 | | CCC 0-3 ③ K | | | X 0-0 ①② G5-4-3 1-2f | | 2 | 0 | 0 | 0 | 0 | 1 | 0 |
| 75 Erik Kratz, R (7, 2)<br>OBP: 0.667, SLG: 1.000 | | | | | | | | | | 1 | 0 | 0 | 0 | 0 | 0 | 1 |
| 36 Luis Alfonso Cruz, R (1, 4)<br>OBP: 0.259, SLG: 0.200 | | | SSS 0-3 ② K | | | X 0-0 ① P4 | | CCC 0-3 ③ K | | 2 | 0 | 0 | 0 | 0 | 1 | 0 |
| 71 Anderson Machado, S (6, 4)<br>OBP: 0.250, SLG: 0.182 | | | | | | | | | | 1 | 0 | 0 | 0 | 0 | 1 | 0 |
| Inning Stats | R: 0 E: 0 K: 2 S: 7 H: 0 LOB: 0 BB: 0 P: 7 | R: 1 E: 0 K: 2 S: 8 H: 1 LOB: 0 BB: 0 P: 9 | R: 0 E: 0 K: 2 S: 7 H: 0 LOB: 0 BB: 0 P: 7 | R: 0 E: 0 K: 1 S: 5 H: 0 LOB: 1 BB: 1 P: 10 | R: 0 E: 0 K: 2 S: 7 H: 0 LOB: 0 BB: 0 P: 7 | R: 0 E: 0 K: 1 S: 5 H: 0 LOB: 0 BB: 0 P: 5 | R: 0 E: 0 K: 0 S: 4 H: 2 LOB: 2 BB: 0 P: 4 | R: 0 E: 0 K: 1 S: 4 H: 0 LOB: 0 BB: 1 P: 8 | R: 1 E: 0 K: 1 S: 9 H: 2 LOB: 1 BB: 0 P: 9 | 1B: 4 2B: 0 3B: 0 HR: 1 | SF: 0 SAC: 0 DP: 2 HBP: 0 | | | | | | |

# TOP

# Pittsburgh Pirates @ New York Yankees

George M. Steinbrenner Field, Tampa, FL

Tue Mar 17 2009, 7:15 PM EDT

Att. 10,191 - Cloudy - 72 F

livebaseballscorecards.com

| | |
|---|---|
| AB | 30 |
| R | 2 |
| H | 5 |
| RBI | 2 |
| BB | 2 |
| SO | 12 |
| LOB | 9 |

| PITCHER | | IP | WLS | BF | H | R | ER | SO | BB | IBB | HBP | BLK | WP | HR | S | P | ERA | WHIP |
|---|---|---|---|---|---|---|---|---|---|---|---|---|---|---|---|---|---|---|
| 52 CC Sabathia, L<br>ERA: 7.04 | (1, 1) | 4.0 | W | 14 | 1 | 1 | 1 | 7 | 1 | 0 | 0 | 1 | 1 | 0 | 27 | 33 | 2.25 | 0.500 |
| 42 Mariano Rivera, R<br>ERA: | (5, 1) | 1.0 | | 3 | 0 | 0 | 0 | 2 | 0 | 0 | 0 | 0 | 0 | 0 | 7 | 7 | 0.00 | 0.000 |
| 36 Edwar Ramirez, R<br>ERA: | (6, 1) | 1.0 | | 3 | 0 | 0 | 0 | 1 | 0 | 0 | 0 | 0 | 0 | 0 | 5 | 5 | 0.00 | 0.000 |
| 91 Alfredo Aceves, R<br>ERA: 5.4 | (7, 1) | 3.0 | S | 12 | 4 | 1 | 1 | 2 | 1 | 0 | 0 | 0 | 0 | 1 | 17 | 21 | 3.00 | 1.667 |

| PITCHER | IP | WLS | BF | H | R | ER | SO | BB | IBB | HBP | BLK | WP | HR | S | P | ERA | WHIP |
|---|---|---|---|---|---|---|---|---|---|---|---|---|---|---|---|---|---|

| Batter | 1 | 2 | 3 | 4 | 5 | 6 | 7 | 8 | 9 | AB | R | H | RBI | BB | SO | LOB |
|---|---|---|---|---|---|---|---|---|---|---|---|---|---|---|---|---|
| 20 Jorge Posada, S (1, 2)<br>OBP: 0.429, SLG: 0.600<br>75 Francisco Cervelli, R (6, 2)<br>OBP: 0.111, SLG: 0.111 | BBBB<br>4-0<br>55 2B<br>18 1B<br>BB | B X<br>1-0 ③<br>P4<br>1-2 | X<br>0-0 ③<br>25 BB<br>1-2 2-H 3-H<br>1B | | X<br>0-0 ③<br>G4-3 | | | X<br>0-0 ①<br>F9 | | 3 1 1 2 1 0 1<br>1 0 0 0 0 0 0 | | | | | | |
| 18 Johnny Damon, L (1, 7)<br>OBP: 0.364, SLG: 0.500<br>82 Austin Jackson, R (6, 7)<br>OBP: 0.310, SLG: 0.407 | X<br>0-0<br>55 2B<br>1-2<br>1B | F9<br>0-3 ②<br>K | | | | S S S<br>0-3 ①<br>K | | X<br>0-0 ②<br>F8 | | 3 1 1 0 0 1 2<br>2 0 0 0 0 1 0 | | | | | | |
| 25 Mark Teixeira, S (1, 3)<br>OBP: 0.444, SLG: 0.542<br>72 Juan Miranda, L (6, 3)<br>OBP: 0.294, SLG: 0.367 | S S S<br>0-3 ①<br>K | 55 HR<br>2B<br>4-0<br>1-2 2-3<br>BB | | | | X<br>0-0<br>24 F9<br>2B | | X<br>0-0<br>E4<br>24 2B | | 2 1 1 0 1 1 2<br>2 1 1 0 0 0 0 | | | | | | |
| 55 Hideki Matsui, L (1, 10)<br>OBP: 0.429, SLG: 0.588<br>24 Robinson Canó, L (3, PH)<br>OBP: 0.529, SLG: 0.867<br>(4, 10) | X<br>0-0<br>1-H 2-H<br>2B | 1-1<br>2-H<br>HR | | | | X<br>0-0 ②<br>F9<br>2-3 | | X<br>0-0<br>1-H<br>2B | | 2 1 2 4 0 0 0<br>3 0 1 1 0 0 4 | | | | | | |
| 22 Xavier Nady, R (1, 9)<br>OBP: 0.303, SLG: 0.531<br>47 John Rodriguez, L (6, 9)<br>OBP: 0.455, SLG: 0.471 | X<br>0-0 ②<br>G5-3 | X<br>0-0<br>53 2B<br>2B | X<br>0-0<br>12 G6-4-3<br>1B | | | S S S<br>0-3 ③<br>K | | H<br>1-0<br>HBP | | 3 1 2 0 0 0 1<br>1 0 0 0 0 1 1 | | | | | | |
| 53 Melky Cabrera, S (1, 8)<br>OBP: 0.371, SLG: 0.400<br>11 Brett Gardner, L (5, 8)<br>OBP: 0.447, SLG: 0.765 | X<br>0-0 ③<br>F7 | X<br>0-0<br>90 1B<br>2-H<br>2B | X<br>0-0 ①<br>F7 | | | | X<br>0-0<br>1B | X<br>0-0 ③<br>L8 | | 3 1 1 1 0 0 2<br>2 0 1 0 0 0 2 | | | | | | |
| 12 Cody Ransom, R (1, 5)<br>OBP: 0.425, SLG: 0.514<br>74 Justin Leone, R (6, 5)<br>OBP: 0.250, SLG: 0.346 | | X<br>0-0 ①<br>P3 | B B B B<br>4-0<br>90 1B<br>20 1B<br>BB | X<br>0-0 ② ③<br>G6-4-3<br>1-2f | | | S S S<br>0-3 ①<br>K | | | 2 1 0 0 1 0 1<br>1 0 0 0 0 1 1 | | | | | | |
| 90 Ramiro Pena, S (1, 4)<br>OBP: 0.324, SLG: 0.353<br>84 Justin Snyder, L (7, PH)<br>(8, 4) | | X<br>0-0 ②<br>P6 | X<br>0-0<br>92 WP<br>20 1B<br>1-3 2-H<br>1B | | X<br>0-0 ①<br>G4-3 | | S S S<br>0-3 ②<br>K | | | 3 1 1 1 0 0 0<br>1 0 0 0 0 1 1 | | | | | | |
| 92 Eduardo Núñez, R (1, 6)<br>OBP: 0.478, SLG: 0.524 | | X<br>0-0<br>20 S<br>1B | D B B B<br>4-0<br>25 BB<br>20 1B<br>1-2<br>BB | | X<br>0-0 ②<br>G4-3 | | X<br>0-0 ③<br>G3 | | | 3 0 1 0 1 0 1 | | | | | | |
| Inning Stats | R: 2 H: 2<br>E: 0 LOB: 1<br>K: 1 BB: 1<br>S: 7 P: 11 | R: 0 H: 1<br>E: 0 LOB: 1<br>K: 0 BB: 0<br>S: 4 P: 5 | R: 6 H: 6<br>E: 0 LOB: 3<br>K: 1 BB: 3<br>S: 12 P: 25 | R: 0 H: 1<br>E: 0 LOB: 0<br>K: 0 BB: 0<br>S: 3 P: 3 | R: 0 H: 0<br>E: 0 LOB: 0<br>K: 0 BB: 0<br>S: 3 P: 3 | R: 0 H: 1<br>E: 0 LOB: 1<br>K: 2 BB: 0<br>S: 8 P: 8 | R: 0 H: 1<br>E: 0 LOB: 1<br>K: 2 BB: 0<br>S: 8 P: 8 | R: 1 H: 1<br>E: 1 LOB: 2<br>K: 0 BB: 0<br>S: 5 P: 6 | | 1B: 6<br>2B: 6<br>3B: 0<br>HR: 1 | SF: 0<br>SAC: 0<br>DP: 1<br>HBP: 1 | | | | | |

# BOTTOM

## Pittsburgh Pirates @ New York Yankees

George M. Steinbrenner Field, Tampa, FL

Tue Mar 17 2009, 7:15 PM EDT

Att. 10,191 - Cloudy - 72 F

livebaseballscorecards.com

| | |
|---|---|
| AB | 37 |
| R | 9 |
| H | 13 |
| RBI | 9 |
| BB | 4 |
| SO | 6 |
| LOB | 19 |

| PITCHER | | IP | WLS | BF | H | R | ER | SO | BB | IBB | HBP | BLK | WP | HR | S | P | ERA | WHIP |
|---|---|---|---|---|---|---|---|---|---|---|---|---|---|---|---|---|---|---|
| 76 Virgil Vasquez, R<br>ERA: 9.82 | (1, 1) | 2.1 | L | 15 | 7 | 6 | 6 | 1 | 1 | 0 | 0 | 0 | 0 | 1 | 17 | 23 | 23.14 | 3.429 |
| 47 Evan Meek, R<br>ERA: 1.86 | (3, 1) | 0.2 | | 7 | 2 | 2 | 2 | 1 | 3 | 0 | 0 | 0 | 1 | 0 | 6 | 18 | 27.00 | 7.500 |
| 30 Tyler Yates, R<br>ERA: 1.0 | (4, 1) | 2.0 | | 6 | 1 | 0 | 0 | 0 | 0 | 0 | 0 | 0 | 0 | 0 | 6 | 6 | 0.00 | 0.500 |
| 17 Sean Burnett, L<br>ERA: 9.0 | (6, 1) | 1.0 | | 4 | 1 | 0 | 0 | 2 | 0 | 0 | 0 | 0 | 0 | 0 | 8 | 8 | 0.00 | 1.000 |
| Chris Bootcheck, R<br>ERA: 4.66 | (7, 1) | 1.0 | | 4 | 1 | 0 | 0 | 2 | 0 | 0 | 0 | 0 | 0 | 0 | 8 | 8 | 0.00 | 1.000 |

| PITCHER | | IP | WLS | BF | H | R | ER | SO | BB | IBB | HBP | BLK | WP | HR | S | P | ERA | WHIP |
|---|---|---|---|---|---|---|---|---|---|---|---|---|---|---|---|---|---|---|
| 39 Corey Hamman, L<br>ERA: | (8, 1) | 1.0 | | 6 | 1 | 1 | 0 | 0 | 0 | 0 | 1 | 0 | 0 | 0 | 5 | 6 | 0.00 | 1.000 |

| Batter | 1 | 2 | 3 | 4 | 5 | 6 | 7 | 8 | 9 | 10 | AB | R | H | RBI | BB | SO | LOB |
|---|---|---|---|---|---|---|---|---|---|---|---|---|---|---|---|---|---|
| 22 Carlos Gómez, R (1, 8)<br>OBP: 0.351, SLG: 0.667 | G5-3 | | G4-3 | | K | | F8 | | F7 | | 4 | 0 | 0 | 0 | 0 | 1 | 2 |
| 78 Alejandro Machado, S (7, 8)<br>OBP: 0.214, SLG: 0.231 | | | | | F9 | | | | | | 1 | 0 | 0 | 0 | 0 | 0 | 1 |
| 20 Matt Tolbert, S (1, 6)<br>OBP: 0.250, SLG: 0.229 | 16 1B BB | | HR | | | | | 21 G6-4-3 31 HBP BB | | G4-3 | 3 | 1 | 1 | 1 | 2 | 0 | 0 |
| 16 Jason Kubel, L (1, 10)<br>OBP: 0.467, SLG: 0.556 | 21 G5-4-3 1B | | K | | | 21 G5-4-3 1B | | 21 G6-4-3 HBP | | 21 G6-3 BB | 3 | 0 | 2 | 0 | 0 | 1 | 0 |
| 31 Luis Matos, R (8, PH)<br>OBP: 0.227, SLG: 0.200 (8, 10) | | | | | | | | | | | 0 | 0 | 0 | 0 | 1 | 0 | 0 |
| 21 Delmon Young, R (1, 7)<br>OBP: 0.417, SLG: 0.647 | G5-4-3 | | | HR | | G5-4-3 | | G6-4-3 | | G6-3 | 5 | 1 | 1 | 1 | 0 | 0 | 6 |
| 23 Brendan Harris, R (1, 5)<br>OBP: 0.375, SLG: 0.296 | | G4-3 | | K | | F7 | | 57 FC6-4 BB | | | 3 | 0 | 0 | 0 | 1 | 1 | 0 |
| 57 Luke Hughes, R (1, 4)<br>OBP: 0.429, SLG: 0.429 | 55 FC4-6 1B | | | F8 | | | 55 BB 73 1B | FC6-4 | | | 4 | 1 | 2 | 0 | 0 | 0 | 2 |
| 55 Mike Redmond, R (1, 2)<br>OBP: 0.308, SLG: 0.333 | FC4-6 73 FC6-4 | | | | | | 27 G6-4-3 73 1B BB | | 72 G5-3 73 1B | | 2 | 0 | 1 | 0 | 1 | 0 | 1 |
| 76 Wilson Ramos, R (7, PR)<br>OBP: 0.444, SLG: 0.500 (7, 2) | | | | 1B | | | | | | 1B | 1 | 0 | 1 | 0 | 0 | 0 | 0 |
| 73 David Winfree, R (1, 9)<br>OBP: 0.346, SLG: 0.480 | FC6-4 | | | G5-3 | | | 27 G6-4-3 1B | | 72 G5-3 1B | | 4 | 0 | 2 | 1 | 0 | 0 | 2 |
| 27 Matt Macri, R (1, 3)<br>OBP: 0.208, SLG: 0.217 | | | G4-3 | | K | | G6-4-3 | | G5-3 | | 3 | 0 | 0 | 0 | 0 | 1 | 2 |
| 72 Brock Peterson, R (8, 3)<br>OBP: 0.350, SLG: 0.556 | | | | | | | | | | | 1 | 0 | 0 | 0 | 0 | 0 | 2 |
| Inning Stats | R: 0 E: 0 K: 0 S: 4 / H: 1 LOB: 1 BB: 1 P: 8 | R: 0 E: 0 K: 0 S: 4 / H: 1 LOB: 1 BB: 0 P: 4 | R: 1 E: 0 K: 1 S: 7 / H: 1 LOB: 0 BB: 0 P: 7 | R: 1 E: 0 K: 1 S: 8 / H: 2 LOB: 1 BB: 0 P: 10 | R: 0 E: 0 K: 2 S: 7 / H: 0 LOB: 0 BB: 0 P: 7 | R: 0 E: 0 K: 0 S: 3 / H: 1 LOB: 0 BB: 0 P: 3 | R: 1 E: 0 K: 0 S: 4 / H: 2 LOB: 2 BB: 1 P: 8 | R: 0 E: 0 K: 0 S: 5 / H: 0 LOB: 2 BB: 2 P: 15 | R: 0 E: 0 K: 0 S: 4 / H: 2 LOB: 1 BB: 0 P: 4 | R: 0 E: 0 K: 0 S: 4 / H: 0 LOB: 0 BB: 1 P: 8 | 1B: 8 2B: 0 3B: 0 HR: 2 | SF: 0 SAC: 0 DP: 6 HBP: 1 | | | | | | |

| PITCHER | | IP | WLS | BF | H | R | ER | SO | BB | IBB | HBP | BLK | WP | HR | S | P | ERA | WHIP |
|---|---|---|---|---|---|---|---|---|---|---|---|---|---|---|---|---|---|---|
| 57 Zach Duke, L<br>ERA: 2.45 | (1, 1) | 5.0 | | 20 | 5 | 2 | 2 | 4 | 1 | 0 | 0 | 0 | 0 | 2 | 30 | 36 | 3.60 | 1.200 |
| 54 Denny Bautista, R<br>ERA: 6.14 | (6, 1) | 1.0 | | 3 | 1 | 0 | 0 | 0 | 0 | 0 | 0 | 0 | 0 | 0 | 3 | 3 | 0.00 | 1.000 |
| 55 Matt Capps, R<br>ERA: 2.57 | (7, 1) | 1.0 | | 5 | 2 | 1 | 1 | 0 | 1 | 0 | 0 | 0 | 0 | 0 | 4 | 8 | 9.00 | 3.000 |
| 74 Jason Davis, R<br>ERA: 1.0 | (8, 1) | 2.0 | | 9 | 2 | 0 | 0 | 0 | 2 | 0 | 1 | 0 | 0 | 0 | 9 | 19 | 0.00 | 2.000 |
| 38 Craig Hansen, R<br>ERA: 5.4 | (10, 1) | 1.0 | W | 3 | 0 | 0 | 0 | 0 | 1 | 0 | 0 | 0 | 0 | 0 | 4 | 8 | 0.00 | 1.000 |

| PITCHER | IP | WLS | BF | H | R | ER | SO | BB | IBB | HBP | BLK | WP | HR | S | P | ERA | WHIP |
|---|---|---|---|---|---|---|---|---|---|---|---|---|---|---|---|---|---|

# TOP

## Minnesota Twins @ Pittsburgh Pirates

McKechnie Field, Bradenton, FL

Wed Mar 18 2009, 1:05 PM EDT
Att. 5,002 - Sunny - 80 F

livebaseballscorecards.com

| | |
|---|---|
| AB | 34 |
| R | 3 |
| H | 10 |
| RBI | 3 |
| BB | 5 |
| SO | 4 |
| LOB | 18 |

WP: 0 PA: 40
PB: 0
SB: 0
CS: 0

| Batter | 1 | 2 | 3 | 4 | 5 | 6 | 7 | 8 | 9 | 10 | AB | R | H | RBI | BB | SO | LOB |
|---|---|---|---|---|---|---|---|---|---|---|---|---|---|---|---|---|---|
| 22 Andrew McCutchen, R (1, 8)<br>OBP: 0.390, SLG: 0.480 | G6-3 | E6 12 G6-4-3<br>1-2 2-3 | | | G4-3 | | 1B<br>2-H | | | 1B<br>71 1B 71 DI<br>1-3 | 5 | 0 | 2 | 1 | 0 | 0 | 2 |
| 12 Freddy Sanchez, R (1, 4)<br>OBP: 0.303, SLG: 0.433<br>71 Anderson Machado, S (7, 4)<br>OBP: 0.286, SLG: 0.231 | G5-3 | G6-4-3<br>1-2f | | | K | | G1-3 | | | 1B<br>1-3<br>3-H | 3<br>2 | 0<br>0 | 0<br>1 | 0<br>1 | 0<br>0 | 1<br>0 | 3<br>1 |
| 16 Eric Hinske, L (1, 9)<br>69 Garrett Jones, L (7, 9)<br>OBP: 0.457, SLG: 0.667 | BB | K | | | F8 | | | F9 | | | 2<br>1 | 0<br>0 | 0<br>0 | 0<br>0 | 1<br>0 | 1<br>0 | 0<br>0 |
| 41 Ryan Doumit, S (1, 2)<br>OBP: 0.263, SLG: 0.429<br>23 Robinzon Diaz, R (7, 2)<br>OBP: 0.476, SLG: 0.842 | G5-3 | G5-3 | | | | 1B<br>25 G3-6-1 | | L3 | | | 3<br>1 | 0<br>0 | 1<br>0 | 0<br>0 | 0<br>0 | 0<br>0 | 1<br>0 |
| 25 Adam LaRoche, L (1, 3)<br>OBP: 0.268, SLG: 0.350<br>51 Steve Pearce, R (7, 3)<br>OBP: 0.250, SLG: 0.348 | 1B<br>19 BB 15 BB 10 FC5-2 | BB | | | G3-6-1<br>1-2f | | K | | | 1B<br>71 1B 22 E | 2<br>1 | 0<br>0 | 1<br>0 | 0<br>0 | 1<br>0 | 0<br>0 | 1<br>0 |
| 15 Andy LaRoche, R (1, 10)<br>OBP: 0.600, SLG: 0.690 | BB<br>10 FC5-2 19 BB 68 FC3<br>1-2 | F8 | | | | | | | F7 | | 3 | 1 | 0 | 0 | 1 | 1 | 1 |
| 19 Neil Walker, S (1, 5)<br>OBP: 0.348, SLG: 0.308 | BB<br>68 FC3 10 FC5-2 68 E<br>1-2 2-3 | F7 | | | | | F8 | | G3 | | 3 | 1 | 0 | 0 | 1 | 0 | 0 |
| 10 Brian Bixler, R (1, 6)<br>OBP: 0.405, SLG: 0.545 | FC5-2<br>22 E 68 E<br>1-2 2-3 3-Hf | F8 | | | | | BB<br>68 G3 22 1B | | K | | 3 | 1 | 0 | 0 | 1 | 1 | 3 |
| 68 Jeff Salazar, L (1, 7)<br>OBP: 0.372, SLG: 0.611 | FC3 22 E<br>1-2 2-H 3-H | K | | | | | G3<br>1-2 | | | 1B<br>22 1B 22 E 71 1B | 4 | 1 | 1 | 1 | 0 | 1 | 2 |
| Inning Stats | R: 0 H: 0<br>E: 0 LOB: 1<br>K: 0 BB: 1<br>S: 5 P: 9 | R: 2 H: 1<br>E: 2 LOB: 2<br>K: 0 BB: 2<br>S: 5 P: 13 | R: 0 H: 0<br>E: 0 LOB: 1<br>K: 1 BB: 1<br>S: 5 P: 9 | R: 0 H: 0<br>E: 0 LOB: 0<br>K: 1 BB: 0<br>S: 5 P: 5 | R: 0 H: 0<br>E: 0 LOB: 0<br>K: 1 BB: 0<br>S: 5 P: 5 | R: 0 H: 1<br>E: 0 LOB: 0<br>K: 1 BB: 0<br>S: 5 P: 5 | R: 1 H: 1<br>E: 0 LOB: 1<br>K: 0 BB: 1<br>S: 4 P: 8 | R: 0 H: 0<br>E: 0 LOB: 0<br>K: 1 BB: 0<br>S: 5 P: 5 | R: 0 H: 0<br>E: 0 LOB: 0<br>K: 1 BB: 0<br>S: 5 P: 5 | R: 1 H: 3<br>E: 1 LOB: 2<br>K: 0 BB: 0<br>S: 5 P: 6 | 1B: 6 SF: 0<br>2B: 0 SAC: 0<br>3B: 0 DP: 2<br>HR: 0 HBP: 0 | | | | | | |

| PITCHER | | IP | WLS | BF | H | R | ER | SO | BB | IBB | HBP | BLK | WP | HR | S | P | ERA | WHIP |
|---|---|---|---|---|---|---|---|---|---|---|---|---|---|---|---|---|---|---|
| 47 Francisco Liriano, L<br>ERA: 2.2 | (1, 1) | 4.0 | | 18 | 1 | 2 | 1 | 2 | 4 | 0 | 0 | 0 | 0 | 0 | 20 | 36 | 2.25 | 1.250 |
| 28 Jesse Crain, R<br>ERA: | (5, 1) | 1.0 | | 3 | 0 | 0 | 0 | 1 | 0 | 0 | 0 | 0 | 0 | 0 | 5 | 5 | 0.00 | 0.000 |
| 39 R.A. Dickey, R<br>ERA: 4.15 | (6, 1) | 1.0 | | 3 | 1 | 0 | 0 | 1 | 0 | 0 | 0 | 0 | 0 | 0 | 5 | 5 | 0.00 | 1.000 |
| 48 Mike Gosling, L<br>ERA: 1.59 | (7, 1) | 1.0 | B | 5 | 1 | 1 | 1 | 0 | 1 | 0 | 0 | 0 | 0 | 0 | 4 | 8 | 9.00 | 2.000 |
| 61 Kevin Mulvey, R<br>ERA: 3.86 | (8, 1) | 2.0 | L | 9 | 3 | 1 | 1 | 2 | 0 | 0 | 0 | 0 | 0 | 0 | 15 | 16 | 4.50 | 1.500 |

| PITCHER | IP | WLS | BF | H | R | ER | SO | BB | IBB | HBP | BLK | WP | HR | S | P | ERA | WHIP |
|---|---|---|---|---|---|---|---|---|---|---|---|---|---|---|---|---|---|

# BOTTOM

## Minnesota Twins @ Pittsburgh Pirates

McKechnie Field, Bradenton, FL

Wed Mar 18 2009, 1:05 PM EDT

Att. 5,002 - Sunny - 80 F

livebaseballscorecards.com

| | |
|---|---|
| AB | 33 |
| R | 4 |
| H | 6 |
| RBI | 3 |
| BB | 5 |
| SO | 6 |
| LOB | 14 |

# Pittsburgh Pirates @ Boston Red Sox

City of Palms Park, Ft. Myers, FL

Fri Mar 20 2009, 1:05 PM EDT

Att. 8,090 - Overcast - 78 F

TOP

livebaseballscorecards.com

| Batter | 1 | 2 | 3 | 4 | 5 | 6 | 7 | 8 | 9 | AB | R | H | RBI | BB | SO | LOB |
|---|---|---|---|---|---|---|---|---|---|---|---|---|---|---|---|---|
| 3 Nyjer Morgan, L (1, 8)<br>OBP: 0.226, SLG: 0.265<br>22 Andrew McCutchen, R (7, 8)<br>OBP: 0.383, SLG: 0.471 | G4-1 | | 16 S 1-3 1B | | B 1 SAFE X 1-0 SF8 1-H | | G4-3 | E5 1-2 | | 3 0 1 1 0 0 0<br>1 0 0 0 0 0 1 | | | | | | |
| 10 Brian Bixler, R (1, 4)<br>OBP: 0.390, SLG: 0.514<br>Jim Negrych, L (7, 4) | G5-3 | | S C S 0-3 K | | G6-3 | | 68 1B 44 1B 1B | F7 | | 4 1 1 0 0 1 2<br>1 0 0 0 0 0 2 | | | | | | |
| 16 Eric Hinske, L (1, 9)<br>OBP: 0.400, SLG: 0.143<br>51 Steve Pearce, R (6, 9)<br>OBP: 0.231, SLG: 0.320 | B B B B 4-0 BB | | C S S 0-3 K 1-2 | | | 44 BB 18 1B 23 2B 1B | F8 | | C S S 0-3 K | 2 1 1 0 1 1 2<br>2 0 0 0 0 1 1 | | | | | | |
| 18 Craig Monroe, R (1, 7)<br>OBP: 0.347, SLG: 0.800<br>68 Jeff Salazar, L (6, 7)<br>OBP: 0.378, SLG: 0.605 | C S S 0-3 K | | | 0-0 2B | | 44 BB 1-2 23 2B 1B | 44 1B 1-3 1B | | 0-0 G4-3 | 3 1 2 0 0 1 1<br>2 0 1 0 0 0 0 | | | | | | |
| 44 Brandon Moss, L (1, 10)<br>OBP: 0.259, SLG: 0.333 | | P5 | | F9 | | B B B B 4-0 23 2B 1-2 2-3 BB | 1-2 3-H 1B | | 0-0 G6-3 | 4 0 1 1 1 0 1 | | | | | | |
| 15 Andy LaRoche, R (1, 5)<br>OBP: 0.558, SLG: 0.625<br>Jeremy Farrell, R (6, 5) | | G4-3 | | G5-3 | | S S S 0-3 K | F9 | | | 3 0 0 0 0 1 4<br>1 0 0 0 0 0 2 | | | | | | |
| 69 Garrett Jones, L (1, 3)<br>OBP: 0.420, SLG: 0.605 | | G3 | | P6 | | S S C 0-3 K | | P5 | | 4 0 0 0 0 1 4 | | | | | | |
| 23 Robinzon Diaz, R (1, 2)<br>OBP: 0.542, SLG: 0.909<br>35 Jason Jaramillo, S (6, 2)<br>OBP: 0.280, SLG: 0.182 | | | 3 1B 1B | | 3 E 3 SF8 1B | 1-3 2-H 3-H 2B | | 22 E 1B | | 3 1 3 2 0 0 0<br>1 0 1 0 0 0 0 | | | | | | |
| 36 Luis Alfonso Cruz, R (1, 6)<br>OBP: 0.233, SLG: 0.179<br>71 Anderson Machado, S (7, 6)<br>OBP: 0.267, SLG: 0.214 | | | P3 | | F8 | S C S 0-3 K | | P4 | | 3 0 0 0 0 1 4<br>1 0 0 0 0 0 1 | | | | | | |
| Inning Stats | R: 0 E: 0 K: 1 S: 5 H: 0 LOB: 1 BB: 1 P: 9 | R: 0 E: 0 K: 0 S: 3 H: 0 LOB: 0 BB: 0 P: 3 | R: 0 E: 0 K: 2 S: 9 H: 2 LOB: 2 BB: 0 P: 9 | R: 0 E: 0 K: 0 S: 4 H: 1 LOB: 1 BB: 0 P: 4 | R: 1 E: 1 K: 0 S: 4 H: 1 LOB: 0 BB: 0 P: 5 | R: 2 E: 0 K: 3 S: 12 H: 3 LOB: 2 BB: 1 P: 16 | R: 1 E: 0 K: 0 S: 6 H: 3 LOB: 2 BB: 0 P: 6 | R: 0 E: 1 K: 0 S: 5 H: 1 LOB: 2 BB: 0 P: 5 | R: 0 E: 0 K: 1 S: 5 H: 0 LOB: 0 BB: 0 P: 5 | 1B: 9 2B: 2 3B: 0 HR: 0 SF: 1 SAC: 0 DP: 0 HBP: 0 | | | | | | |

| | AB | 38 |
|---|---|---|
| | R | 4 |
| | H | 11 |
| | RBI | 4 |
| | BB | 2 |
| | SO | 7 |
| | LOB | 25 |

WP: 0 PB: 0 SB: 1 CS: 0 PA: 41

| PITCHER | | IP | WLS | BF | H | R | ER | SO | BB | IBB | HBP | BLK | WP | HR | S | P | ERA | WHIP |
|---|---|---|---|---|---|---|---|---|---|---|---|---|---|---|---|---|---|---|
| 61 Clay Buchholz, R<br>ERA: 0.66 | (1, 1) | 5.0 | W | 20 | 4 | 1 | 0 | 3 | 1 | 0 | 0 | 0 | 0 | 0 | 25 | 30 | 0.00 | 1.000 |
| 58 Jonathan Papelbon, R<br>ERA: 5.14 | (6, 1) | 1.0 | | 7 | 3 | 2 | 2 | 3 | 1 | 0 | 0 | 0 | 0 | 0 | 12 | 16 | 18.00 | 4.000 |
| 24 Takashi Saito, R<br>ERA: 2.57 | (7, 1) | 1.0 | H | 6 | 3 | 1 | 1 | 0 | 0 | 0 | 0 | 0 | 0 | 0 | 6 | 6 | 9.00 | 3.000 |
| 37 Hideki Okajima, L<br>ERA: 3.38 | (8, 1) | 1.0 | | 5 | 1 | 0 | 0 | 0 | 0 | 0 | 0 | 0 | 0 | 0 | 5 | 5 | 0.00 | 1.000 |
| 48 Javier López, L<br>ERA: 3.0 | (9, 1) | 1.0 | | 3 | 0 | 0 | 0 | 1 | 0 | 0 | 0 | 0 | 0 | 0 | 5 | 5 | 0.00 | 0.000 |

| PITCHER | | IP | WLS | BF | H | R | ER | SO | BB | IBB | HBP | BLK | WP | HR | S | P | ERA | WHIP |
|---|---|---|---|---|---|---|---|---|---|---|---|---|---|---|---|---|---|---|

| Batter | 1 | 2 | 3 | 4 | 5 | 6 | 7 | 8 | 9 | AB | R | H | RBI | BB | SO | LOB |
|---|---|---|---|---|---|---|---|---|---|---|---|---|---|---|---|---|
| 2 Jacoby Ellsbury, L (1, 8)<br>OBP: 0.314, SLG: 0.500 | 15 S 15 G6-3 2B | G1-3 | | FC4-6 1-2f | | K | 1-H HR | F8 | | 3 | 1 | 1 | 0 | 0 | 0 | 1 |
| 13 Chip Ambres, R (5, 8)<br>OBP: 0.296, SLG: 0.318 | | | | | | | | | | 3 | 1 | 1 | 2 | 0 | 1 | 3 |
| 15 Dustin Pedroia, R (1, 4)<br>OBP: 0.364, SLG: 0.444 | G6-3 2-H | | E5 34 G5-3 1B | | K | 54 2B 1-2 1B | K | | | 2 | 0 | 1 | 1 | 0 | 0 | 0 |
| 85 Ivan Ochoa, R (3, PR)<br>OBP: 0.231, SLG: 0.289 | | | | | | | | | | 3 | 0 | 1 | 0 | 0 | 2 | 0 |
| (4, 4) | | | | | | | | | | | | | | | | |
| 76 Ryan Khoury, R (9, 4) | | | | | | | | | | 0 | 0 | 0 | 0 | 0 | 0 | 0 |
| 34 David Ortiz, L (1, 10)<br>OBP: 0.318, SLG: 0.529 | F9 | | G5-3 2-3 | | 44 WP 7 HBP 33 BB BB | 1-3 2-H 2B | F7 | | | 2 | 0 | 0 | 0 | 1 | 0 | 1 |
| 54 Chris Carter, L (5, PR)<br>OBP: 0.333, SLG: 0.558 | | | | | | | | | | 2 | 1 | 1 | 1 | 0 | 0 | 0 |
| (6, 10) | | | | | | | | | | | | | | | | |
| 25 Mike Lowell, R (1, 5)<br>OBP: 0.385, SLG: 0.615 | P3 | | P6 | | F8 | G6-3 | | 16 WP 55 WP 16 1B BB | | 3 | 0 | 0 | 0 | 0 | 0 | 3 |
| 70 Gil Velazquez, R (6, 5)<br>OBP: 0.323, SLG: 0.333 | | | | | | | | | | 1 | 1 | 0 | 0 | 1 | 0 | 2 |
| 7 J.D. Drew, L (1, 9)<br>OBP: 0.407, SLG: 0.250 | | 44 BB 33 HR BB | BB | | 33 BB 44 WP 1-2 HBP | HBP | | K | | 0 | 1 | 0 | 0 | 2 | 0 | 0 |
| 84 Bubba Bell, L (5, PR) | | | | | | | | | | 0 | 0 | 0 | 0 | 0 | 0 | 0 |
| (6, 9) | | | | | | | | | | | | | | | | |
| 99 Daniel Nava, S (6, PR) | | | | | | | | | | 1 | 0 | 0 | 0 | 0 | 1 | 1 |
| (7, 9) | | | | | | | | | | | | | | | | |
| 44 Jason Bay, R (1, 7)<br>OBP: 0.478, SLG: 0.529 | | 33 HR 1-2 BB | F7 | | 33 BB 1-2 2-3 BB | F7 | | 16 WP 16 1B 1-2 BB | | 1 | 1 | 0 | 0 | 2 | 0 | 3 |
| 55 Jeff Bailey, R (5, PR)<br>OBP: 0.537, SLG: 0.727 | | | | | | | | | | 1 | 1 | 0 | 0 | 1 | 0 | 3 |
| (6, 3) | | | | | | | | | | | | | | | | |
| 33 Jason Varitek, S (1, 2)<br>OBP: 0.233, SLG: 0.444 | | | G6-3 | | | | 71 G4-3 16 1B 2B | | | 2 | 1 | 1 | 4 | 1 | 0 | 0 |
| 16 George Kottaras, L (7, 2)<br>OBP: 0.444, SLG: 0.625 | | 1-H 2-H HR | | | 1-2 2-3 3-H BB | | | 16 1B 1-H 2-H 1B | | 2 | 1 | 2 | 2 | 0 | 0 | 0 |
| 12 Jed Lowrie, S (1, 6)<br>OBP: 0.478, SLG: 0.829 | G1-3 | | F9 | | K | | G4-3 2-3 | F9 | | 2 | 0 | 0 | 0 | 0 | 0 | 0 |
| 71 Angel Chavez, R (5, 6)<br>OBP: 0.379, SLG: 0.320 | | | | | | | | | | 3 | 0 | 0 | 0 | 0 | 1 | 5 |
| 16 Paul McAnulty, L (1, 3)<br>OBP: 0.300, SLG: 0.368 | G6-3 | | | 2 FC4-6 BB | | 85 1B 54 2B 1B | 13 HR 3-H 1B | 1-2 1B | | 4 | 2 | 3 | 1 | 1 | 0 | 0 |
| (6, 7) | | | | | | | | | | | | | | | | |
| Inning Stats | R: 1 E: 0 K: 0 S: 4 H: 1 LOB: 0 BB: 0 P: 5 | R: 3 E: 0 K: 0 S: 4 H: 1 LOB: 0 BB: 2 P: 14 | R: 0 E: 1 K: 0 S: 4 H: 1 LOB: 3 BB: 1 P: 8 | R: 0 E: 0 K: 0 S: 3 H: 0 LOB: 1 BB: 1 P: 7 | R: 1 E: 0 K: 2 S: 7 H: 0 LOB: 3 BB: 3 P: 20 | R: 1 E: 0 K: 1 S: 8 H: 3 LOB: 3 BB: 0 P: 9 | R: 3 E: 0 K: 1 S: 9 H: 3 LOB: 0 BB: 0 P: 9 | R: 2 E: 0 K: 1 S: 7 H: 2 LOB: 2 BB: 2 P: 16 | | 1B: 6 2B: 3 3B: 0 HR: 2 | SF: 0 SAC: 0 DP: 0 HBP: 2 | | | WP: 3 PB: 0 SB: 1 CS: 0 | PA: 46 | | |

# BOTTOM

## Pittsburgh Pirates @ Boston Red Sox

City of Palms Park, Ft. Myers, FL

Fri Mar 20 2009, 1:05 PM EDT

Att. 8,090 - Overcast - 78 F

livebaseballscorecards.com

| | |
|---|---|
| AB | 35 |
| R | 11 |
| H | 11 |
| RBI | 11 |
| BB | 9 |
| SO | 5 |
| LOB | 22 |

| PITCHER | | IP | WLS | BF | H | R | ER | SO | BB | IBB | HBP | BLK | WP | HR | S | P | ERA | WHIP |
|---|---|---|---|---|---|---|---|---|---|---|---|---|---|---|---|---|---|---|
| 27 Jeff Karstens, R<br>ERA: 6.39 | (1, 1) | 3.0 | L | 15 | 3 | 4 | 4 | 0 | 3 | 0 | 0 | 0 | 0 | 1 | 12 | 27 | 12.00 | 2.000 |
| 56 Donnie Veal, L<br>ERA: 2.79 | (4, 1) | 1.2 | | 10 | 0 | 1 | 1 | 1 | 4 | 0 | 1 | 0 | 1 | 0 | 7 | 24 | 5.40 | 2.400 |
| 54 Denny Bautista, R<br>ERA: 6.23 | (5, 1) | 1.1 | | 8 | 3 | 1 | 1 | 2 | 0 | 0 | 1 | 0 | 0 | 0 | 11 | 12 | 6.75 | 2.250 |
| 17 Sean Burnett, L<br>ERA: 10.8 | (7, 1) | 1.0 | | 6 | 3 | 3 | 3 | 1 | 0 | 0 | 0 | 0 | 0 | 1 | 9 | 9 | 27.00 | 3.000 |
| 47 Evan Meek, R<br>ERA: 3.48 | (8, 1) | 0.2 | | 6 | 2 | 2 | 2 | 1 | 2 | 0 | 0 | 0 | 2 | 0 | 6 | 15 | 27.00 | 6.000 |

| PITCHER | | IP | WLS | BF | H | R | ER | SO | BB | IBB | HBP | BLK | WP | HR | S | P | ERA | WHIP |
|---|---|---|---|---|---|---|---|---|---|---|---|---|---|---|---|---|---|---|
| Chris Bootcheck, R<br>ERA: 4.5 | (8, 1) | 0.1 | | 1 | 0 | 0 | 0 | 0 | 0 | 0 | 0 | 0 | 0 | 0 | 1 | 1 | 0.00 | 0.000 |

# Pittsburgh Pirates @ Cincinnati Reds

Ed Smith Stadium, Sarasota, FL

Sat Mar 21 2009, 1:05 PM EDT

Att. 5,300 - Sunny - 78 F

TOP

livebaseballscorecards.com

| Batter | 1 | 2 | 3 | 4 | 5 | 6 | 7 | 8 | 9 | AB | R | H | RBI | BB | SO | LOB |
|---|---|---|---|---|---|---|---|---|---|---|---|---|---|---|---|---|
| 3 Nyjer Morgan, L (1, 7)<br>OBP: 0.211, SLG: 0.250 | G6-3 | | K | | SF8<br>3-H | G3-1 | | | E5<br>22 F9<br>36 SH1-4 | 3 | 0 | 0 | 1 | 0 | 1 | 1 |
| 68 Jeff Salazar, L (8, 7)<br>OBP: 0.370, SLG: 0.590 | | | | | | | | | | 1 | 0 | 0 | 0 | 0 | 0 | 0 |
| 12 Freddy Sanchez, R (1, 4)<br>OBP: 0.333, SLG: 0.438 | F8 | | | 13<br>HR<br>BB | 1B | | P3 | | SH1-4<br>1-2 | 2 | 1 | 1 | 0 | 1 | 0 | 0 |
| 36 Luis Alfonso Cruz, R (6, 4)<br>OBP: 0.226, SLG: 0.172 | | | | | | | | | | 1 | 0 | 0 | 0 | 0 | 0 | 0 |
| 13 Nate McLouth, L (1, 8)<br>OBP: 0.436, SLG: 0.676 | G4-3 | | | 1-H<br>HR | K | | K | | F9<br>2-3 | 3 | 1 | 1 | 2 | 0 | 1 | 1 |
| 22 Andrew McCutchen, R (6, 8)<br>OBP: 0.371, SLG: 0.453 | | | | | | | | | | 2 | 0 | 0 | 0 | 0 | 1 | 1 |
| 41 Ryan Doumit, S (1, 2)<br>OBP: 0.333, SLG: 0.500 | | 25<br>G3<br>1B | | 16<br>G3-6-1<br>25<br>BB<br>1B | | 16<br>2B<br>2B | H<br>HBP | | G4-3 | 3 | 1 | 3 | 0 | 0 | 0 | 0 |
| 35 Jason Jaramillo, S (7, 2)<br>OBP: 0.269, SLG: 0.174 | | | | | | | | | | 1 | 0 | 0 | 0 | 0 | 0 | 1 |
| 25 Adam LaRoche, L (1, 3)<br>OBP: 0.273, SLG: 0.333 | | G3<br>1-2 | | 16<br>G3-6-1<br>1-2<br>BB | K | L8 | | | | 2 | 0 | 0 | 0 | 1 | 1 | 2 |
| 51 Steve Pearce, R (6, 3)<br>OBP: 0.222, SLG: 0.308 | | | | | | | | | | 1 | 0 | 0 | 0 | 0 | 0 | 1 |
| 16 Eric Hinske, L (1, 9)<br>OBP: 0.385, SLG: 0.300 | | K | | G3-6-1<br>1-2f<br>2-3 | | 5<br>HR<br>2-H<br>2B | | K | | 3 | 1 | 1 | 1 | 0 | 1 | 3 |
| 69 Garrett Jones, L (6, 9)<br>OBP: 0.412, SLG: 0.591 | | | | | | | | | | 1 | 0 | 0 | 0 | 0 | 1 | 0 |
| 5 Ramón Vázquez, L (1, 5)<br>OBP: 0.308, SLG: 0.500 | | G1-3 | | K | | 2-1<br>2-H<br>HR | | | 10<br>1B | 3 | 1 | 1 | 2 | 0 | 1 | 2 |
| 71 Anderson Machado, S (6, 5)<br>OBP: 0.313, SLG: 0.267 | | | | | | | | | | 1 | 0 | 1 | 0 | 0 | 0 | 0 |
| 2 Jack Wilson, R (1, 6)<br>OBP: 0.206, SLG: 0.133 | | | G6-3 | | 28<br>SH2-4<br>3<br>SF8<br>2B | 4-0<br>28<br>FC6-4<br>BB | | | 18<br>G6-4-3<br>1-2<br>1B | 2 | 1 | 1 | 0 | 1 | 0 | 0 |
| 10 Brian Bixler, R (6, 6)<br>OBP: 0.405, SLG: 0.526 | | | | | | | | | | 1 | 0 | 1 | 0 | 0 | 0 | 0 |
| 28 Paul Maholm, L (1, 1) | | | K | | SH2-4<br>2-3 | FC6-4<br>1-2f | | | G6-4-3<br>1-2f | 2 | 0 | 0 | 0 | 0 | 1 | 1 |
| 55 Matt Capps, R (7, 1) | | | | | | | | | | 0 | 0 | 0 | 0 | 0 | 0 | 0 |
| 18 Craig Monroe, R (8, PH)<br>OBP: 0.340, SLG: 0.783 | | | | | | | | | | 1 | 0 | 0 | 0 | 0 | 0 | 2 |
| 43 Jesse Chavez, R (8, 1) | | | | | | | | | | 0 | 0 | 0 | 0 | 0 | 0 | 0 |
| 38 Craig Hansen, R (9, 1) | | | | | | | | | | 0 | 0 | 0 | 0 | 0 | 0 | 0 |
| Inning Stats | R: 0<br>E: 0<br>K: 0<br>S: 3<br>H: 0<br>LOB: 0<br>BB: 0<br>P: 3 | R: 0<br>E: 0<br>K: 1<br>S: 6<br>H: 1<br>LOB: 1<br>BB: 0<br>P: 6 | R: 0<br>E: 0<br>K: 2<br>S: 7<br>H: 0<br>LOB: 0<br>BB: 0<br>P: 7 | R: 2<br>E: 0<br>K: 1<br>S: 8<br>H: 2<br>LOB: 1<br>BB: 2<br>P: 19 | R: 1<br>E: 0<br>K: 1<br>S: 7<br>H: 2<br>LOB: 1<br>BB: 0<br>P: 7 | R: 3<br>E: 0<br>K: 1<br>S: 9<br>H: 3<br>LOB: 1<br>BB: 1<br>P: 15 | R: 0<br>E: 0<br>K: 1<br>S: 5<br>H: 0<br>LOB: 1<br>BB: 0<br>P: 6 | R: 0<br>E: 0<br>K: 1<br>S: 6<br>H: 2<br>LOB: 1<br>BB: 0<br>P: 6 | R: 0<br>E: 1<br>K: 0<br>S: 4<br>H: 0<br>LOB: 1<br>BB: 0<br>P: 4 | 1B: 5<br>2B: 3<br>3B: 0<br>HR: 2<br>SF: 1<br>SAC: 2<br>DP: 2<br>HBP: 1 | | | | | | |

| | |
|---|---|
| AB | 33 |
| R | 6 |
| H | 10 |
| RBI | 6 |
| BB | 3 |
| SO | 8 |
| LOB | 15 |

| PITCHER | | IP | WLS | BF | H | R | ER | SO | BB | IBB | HBP | BLK | WP | HR | S | P | ERA | WHIP |
|---|---|---|---|---|---|---|---|---|---|---|---|---|---|---|---|---|---|---|
| 34 Homer Bailey, R<br>ERA: 2.45 | (1, 1) | 4.2 | L | 19 | 4 | 3 | 3 | 4 | 2 | 0 | 0 | 0 | 0 | 1 | 27 | 38 | 5.79 | 1.286 |
| 70 Jeff Kennard, R<br>ERA: 13.5 | (5, 1) | 1.0 | | 8 | 4 | 3 | 3 | 2 | 1 | 0 | 0 | 0 | 0 | 1 | 12 | 18 | 27.00 | 5.000 |
| 56 Aaron Fultz, L<br>ERA: 3.38 | (6, 1) | 0.1 | | 1 | 0 | 0 | 0 | 0 | 0 | 0 | 0 | 0 | 0 | 0 | 1 | 1 | 0.00 | 0.000 |
| 45 Bill Bray, L<br>ERA: 2.45 | (7, 1) | 1.0 | | 4 | 0 | 0 | 0 | 1 | 0 | 0 | 1 | 0 | 0 | 0 | 5 | 6 | 0.00 | 0.000 |
| 53 Arthur Rhodes, L<br>ERA: 6.43 | (8, 1) | 1.0 | | 4 | 2 | 0 | 0 | 1 | 0 | 0 | 0 | 0 | 0 | 0 | 6 | 6 | 0.00 | 2.000 |

| PITCHER | | IP | WLS | BF | H | R | ER | SO | BB | IBB | HBP | BLK | WP | HR | S | P | ERA | WHIP |
|---|---|---|---|---|---|---|---|---|---|---|---|---|---|---|---|---|---|---|
| 51 Jared Burton, R<br>ERA: 5.4 | (9, 1) | 1.0 | | 4 | 0 | 0 | 0 | 0 | 0 | 0 | 0 | 0 | 0 | 0 | 4 | 4 | 0.00 | 0.000 |

| | |
|---|---|
| WP | 0 |
| PB | 0 |
| SB | 0 |
| CS | 0 |
| PA | 40 |

# Pittsburgh Pirates @ Cincinnati Reds

Ed Smith Stadium, Sarasota, FL

Sat Mar 21 2009, 1:05 PM EDT

Att. 5,300 - Sunny - 78 F

livebaseballscorecards.com

## BOTTOM

| Batter | 1 | 2 | 3 | 4 | 5 | 6 | 7 | 8 | 9 | AB | R | H | RBI | BB | SO | LOB |
|---|---|---|---|---|---|---|---|---|---|---|---|---|---|---|---|---|
| 3 Willy Taveras, R (1, 8)<br>OBP: 0.345, SLG: 0.280 | F7 | | B2-3 | | | P2 | | 60 E; 19 2B; 1B (2-3) | 60 BB; BB (1-2) | 4 | 1 | 1 | 0 | 1 | 0 | 0 |
| 2 Alex Gonzalez, R (1, 6)<br>OBP: 0.217, SLG: 0.304<br>60 Adam Rosales, R (8, 6)<br>OBP: 0.313, SLG: 0.444 | G6-3 | | P4 | | | G5-3 | | E5; 19 2B; 32 1B (1-2) | BB (1-2 2-3) | 3<br>1 | 0<br>1 | 0<br>0 | 0<br>0 | 0<br>1 | 0<br>0 | 0<br>2 |
| 19 Joey Votto, L (1, 3)<br>OBP: 0.389, SLG: 0.567 | G6-3 | | | G4-3 | | | 32 HR; BB | 32 1B; 2B (1-3 2-H 3-H) | K | 4 | 1 | 1 | 2 | 1 | 1 | 3 |
| 28 Edwin Encarnación, R (1, 5)<br>OBP: 0.241, SLG: 0.444 | | 32 1B; 1B | | 32 G4-6-3; 1B | | | F8 | K | | 4 | 0 | 2 | 0 | 0 | 1 | 3 |
| 32 Jay Bruce, L (1, 9)<br>OBP: 0.349, SLG: 0.500 | | 1B (1-2) | | G4-6-3 (1-2f) | | | 1-H; HR | G6-4-3; 1B (2-3 3-H) | | 4 | 1 | 3 | 3 | 0 | 0 | 1 |
| Jeff Keppinger, R (1, 4)<br>OBP: 0.171, SLG: 0.150 | K | | | | G5-3 | | G6-3 | G6-4-3 (1-2f) | | 4 | 0 | 0 | 0 | 0 | 1 | 4 |
| 21 Chris Dickerson, L (1, 7)<br>OBP: 0.364, SLG: 0.525 | K | | | | P6 | | 23 S; 1B | | K | 4 | 0 | 1 | 0 | 0 | 2 | 2 |
| 29 Ryan Hanigan, R (1, 2)<br>OBP: 0.379, SLG: 0.556<br>23 Daryle Ward, L (7, PH)<br>OBP: 0.269, SLG: 0.375<br>26 Wilkin Castillo, S (8, 2)<br>OBP: 0.250, SLG: 0.261 | K | | | | K | | K (1-2) | | G3-1 | 2<br>1<br>1 | 0<br>0<br>0 | 0<br>0<br>0 | 0<br>0<br>0 | 0<br>0<br>0 | 2<br>1<br>0 | 2<br>1<br>0 |
| 34 Homer Bailey, R (1, 1)<br>70 Jeff Kennard, R (6, 1)<br>56 Aaron Fultz, L (6, 1)<br>80 Darnell McDonald, R (6, PH)<br>OBP: 0.364, SLG: 0.667<br>45 Bill Bray, L (7, 1)<br>53 Arthur Rhodes, L (8, 1)<br>9 Jacque Jones, L (8, PH)<br>OBP: 0.188, SLG: 0.750<br>51 Jared Burton, R (9, 1)<br>50 Laynce Nix, L (9, PH)<br>OBP: 0.800, SLG: 0.667 | | G4-3 | | | | F8 | | 3 1B; 19 2B; 2B | 60 BB; 3 BB; BB | 1<br>0<br>0<br>0<br>0<br>0<br>0<br>1<br>0<br>0 | 0<br>0<br>0<br>1<br>0<br>0<br>0<br>1<br>0<br>0 | 0<br>0<br>0<br>0<br>0<br>0<br>0<br>1<br>0<br>0 | 0<br>0<br>0<br>0<br>0<br>0<br>0<br>1<br>0<br>0 | 0<br>0<br>0<br>0<br>0<br>0<br>0<br>0<br>0<br>1 | 0<br>0<br>0<br>0<br>0<br>0<br>0<br>0<br>0<br>0 | 0<br>0<br>0<br>0<br>0<br>0<br>0<br>0<br>0<br>0 |
| Inning Stats | R: 0 E: 0 K: 0 S: 3 H: 0 LOB: 0 BB: 0 P: 3 | R: 0 E: 0 K: 3 S: 11 H: 2 LOB: 2 BB: 0 P: 11 | R: 0 E: 0 K: 0 S: 3 H: 0 LOB: 0 BB: 0 P: 3 | R: 0 E: 0 K: 0 S: 3 H: 1 LOB: 0 BB: 0 P: 3 | R: 0 E: 0 K: 1 S: 5 H: 0 LOB: 0 BB: 0 P: 5 | R: 0 E: 0 K: 0 S: 3 H: 0 LOB: 0 BB: 0 P: 3 | R: 2 E: 0 K: 1 S: 8 H: 2 LOB: 1 BB: 1 P: 14 | R: 3 E: 1 K: 1 S: 9 H: 4 LOB: 1 BB: 0 P: 9 | R: 0 E: 0 K: 2 S: 7 H: 0 LOB: 3 BB: 3 P: 19 | 1B: 6<br>2B: 2<br>3B: 0<br>HR: 1 | SF: 0<br>SAC: 0<br>DP: 2<br>HBP: 0 | | | WP: 0<br>PB: 0<br>SB: 1<br>CS: 0 | PA: 39 | | |

| PITCHER | | IP | WLS | BF | H | R | ER | SO | BB | IBB | HBP | BLK | WP | HR | S | P | ERA | WHIP |
|---|---|---|---|---|---|---|---|---|---|---|---|---|---|---|---|---|---|---|
| 28 Paul Maholm, L<br>ERA: 0.46 | (1, 1) | 6.0 | W | 20 | 3 | 0 | 0 | 4 | 0 | 0 | 0 | 0 | 0 | 0 | 28 | 28 | 0.00 | 0.500 |
| 55 Matt Capps, R<br>ERA: 4.5 | (7, 1) | 1.0 | | 6 | 2 | 2 | 2 | 1 | 1 | 0 | 0 | 0 | 0 | 1 | 8 | 14 | 18.00 | 3.000 |
| 43 Jesse Chavez, R<br>ERA: 13.5 | (8, 1) | 1.0 | | 7 | 4 | 3 | 2 | 1 | 0 | 0 | 0 | 0 | 0 | 0 | 9 | 9 | 18.00 | 4.000 |
| 38 Craig Hansen, R<br>ERA: 4.82 | (9, 1) | 1.0 | S | 6 | 0 | 0 | 0 | 2 | 3 | 0 | 0 | 0 | 0 | 0 | 7 | 19 | 0.00 | 3.000 |

| PITCHER | IP | WLS | BF | H | R | ER | SO | BB | IBB | HBP | BLK | WP | HR | S | P | ERA | WHIP |
|---|---|---|---|---|---|---|---|---|---|---|---|---|---|---|---|---|---|

# Cincinnati Reds @ Pittsburgh Pirates

McKechnie Field, Bradenton, FL

Sun Mar 22 2009, 1:05 PM EDT

Att. 5,768 - Sunny - 77 F

TOP

livebaseballscorecards.com

| Batter | 1 | 2 | 3 | 4 | 5 | 6 | 7 | 8 | 9 | AB | R | H | RBI | BB | SO | LOB |
|---|---|---|---|---|---|---|---|---|---|---|---|---|---|---|---|---|
| 80 Darnell McDonald, R (1, 8)<br>OBP: 0.405, SLG: 0.647<br>Chris Heisey, R (9, 8)<br>OBP: 1.000, SLG: 3.000 | BBBB 4-0 31 S BB | 0-0 62 S 62 SF7 2B<br>2-H<br>3-H | | 0-0 1-2 1B | | 0-0 2B | | 0-0 G5-3 | | 4<br>0 | 1<br>0 | 3<br>0 | 2<br>0 | 1<br>0 | 0<br>0 | 0<br>0 |
| 62 Danny Richar, L (1, 4)<br>OBP: 0.111, SLG: 0.192<br>69 Luis Bolivar, R (9, 4)<br>OBP: 0.333, SLG: 0.357 | 0-0 ① F8 | B 1-0 ② SF7<br>2-H | | 0-0 ③ P6 | | SSS 0-3 ② K | | | 0-0 31 G4-3 50 G5-3 1B | 4<br>0 | 0<br>0 | 1<br>0 | 1<br>0 | 0<br>0 | 1<br>0 | 4<br>0 |
| 50 Laynce Nix, L (1, 9)<br>OBP: 0.333, SLG: 0.500 | 0-0 ② P5 | 0-0 ③ G3 | | | 0-0 ① P6 | BBBB 4-0 BB | | | 0-0 ① G5-3<br>1-2 | 4 | 0 | 0 | 0 | 1 | 0 | 2 |
| 31 Jonny Gomes, R (1, 7)<br>OBP: 0.306, SLG: 0.697 | SSS 0-3 ③ K<br>1-2 | | SSS 0-3 ① K | | 0-0 HR | SSS 0-3 ③ K | | | 0-0 ② G4-3<br>2-3 | 5 | 1 | 1 | 1 | 0 | 3 | 4 |
| 23 Daryle Ward, L (1, 3)<br>OBP: 0.310, SLG: 0.407<br>9 Jacque Jones, L (5, 3)<br>OBP: 0.175, SLG: 0.135 | | 0-0 60 1B 60 WP 7 2B 1B | 0-0 ② G6-3 | | 0-0 60 BB 1B | | SSS 0-3 ① K | | 0-0 ③ G6-3 | 3<br>2 | 1<br>0 | 2<br>0 | 0<br>0 | 0<br>0 | 0<br>1 | 0<br>1 |
| 60 Adam Rosales, R (1, 5)<br>OBP: 0.333, SLG: 0.433 | B 1-0 1-3 7 2B 1B | | 0-0 ③ G6-3 | | BBBB 4-0 1-2 BB | | 0-0 ② G6-3 | | | 3 | 1 | 1 | 0 | 1 | 0 | 0 |
| 7 Paul Janish, R (1, 6)<br>OBP: 0.303, SLG: 0.400<br>Miguel Rojas, R (9, 6) | 0-0 26 1B 80 2B 1-H 3-H 2B | SSS 0-3 ① K | SSS 0-3 ② K | | | 0-0 ③ F8 | | | | 4<br>0 | 1<br>0 | 1<br>0 | 2<br>0 | 0<br>0 | 2<br>0 | 2<br>0 |
| 26 Wilkin Castillo, S (1, 2)<br>OBP: 0.259, SLG: 0.269<br>81 Chris Kroski, L (7, 2)<br>OBP: 0.333, SLG: 0.375<br>Jordan Wideman, R (9, 2) | 0-0 80 2B SH1-4 2-3 1B | 0-0 ② G4-3 | CCC 0-3 ③ K | | | | | 0-0 ① F8 | | 3<br>1<br>0 | 1<br>0<br>0 | 1<br>0<br>0 | 0<br>0<br>0 | 0<br>0<br>0 | 1<br>0<br>0 | 2<br>0<br>0 |
| Aaron Harang, R (1, 1)<br>OBP: 0.333, SLG: 0.333<br>57 Mike Lincoln, R (7, 1)<br>Danny Dorn, L (8, PH)<br>25 David Weathers, R (8, 1)<br>65 Josh Roenicke, R (9, 1) | 0-0 ① SH1-4<br>1-2 | 0-0 80 1B 1B | | | SSS 0-3 ① K | | 0-0 ② F7 | | | 2<br>0<br>1<br>0<br>0 | 0<br>0<br>0<br>0<br>0 | 1<br>0<br>0<br>0<br>0 | 0<br>0<br>0<br>0<br>0 | 0<br>0<br>0<br>0<br>0 | 1<br>0<br>0<br>0<br>0 | 0<br>0<br>0<br>0<br>0 |

| Inning Stats | | | | | | | | | | | | | | | | | | | | | | | | |
|---|---|---|---|---|---|---|---|---|---|---|---|---|---|---|---|---|---|---|---|---|---|---|---|---|
| | R: 0 | E: 0 | K: 1 | S: 5 | H: 0 | LOB: 1 | BB: 1 | P: 9 | R: 5 | E: 0 | K: 0 | S: 8 | H: 5 | LOB: 0 | BB: 0 | P: 10 | R: 0 | E: 0 | K: 1 | S: 5 | H: 0 | LOB: 0 | BB: 0 | P: 5 |
| | R: 0 | E: 0 | K: 1 | S: 7 | H: 2 | LOB: 2 | BB: 0 | P: 7 | R: 1 | E: 0 | K: 2 | S: 9 | H: 2 | LOB: 2 | BB: 1 | P: 13 | R: 0 | E: 0 | K: 3 | S: 10 | H: 1 | LOB: 2 | BB: 1 | P: 14 |
| | R: 0 | E: 0 | K: 1 | S: 5 | H: 0 | LOB: 0 | BB: 0 | P: 5 | R: 0 | E: 0 | K: 0 | S: 3 | H: 0 | LOB: 0 | BB: 0 | P: 3 | R: 0 | E: 0 | K: 0 | S: 4 | H: 1 | LOB: 1 | BB: 0 | P: 4 |

| | 1B: 7 | SF: 1 | WP: 1 | PA: 41 |
|---|---|---|---|---|
| | 2B: 3 | SAC: 1 | PB: 0 | |
| | 3B: 0 | DP: 0 | SB: 2 | |
| | HR: 1 | HBP: 0 | CS: 0 | |

| | AB | 36 |
|---|---|---|
| | R | 6 |
| | H | 11 |
| | RBI | 6 |
| | BB | 3 |
| | SO | 9 |
| | LOB | 15 |

| PITCHER | | IP | WLS | BF | H | R | ER | SO | BB | IBB | HBP | BLK | WP | HR | S | P | ERA | WHIP |
|---|---|---|---|---|---|---|---|---|---|---|---|---|---|---|---|---|---|---|
| 45 Ian Snell, R<br>ERA: 8.53 | (1, 1) | 4.1 | L | 24 | 9 | 6 | 6 | 3 | 2 | 0 | 0 | 0 | 1 | 1 | 28 | 38 | 12.46 | 2.538 |
| 17 Sean Burnett, L<br>ERA: 10.13 | (5, 1) | 0.2 | | 2 | 0 | 0 | 0 | 2 | 0 | 0 | 0 | 0 | 0 | 0 | 6 | 6 | 0.00 | 0.000 |
| 55 Matt Capps, R<br>ERA: 4.0 | (6, 1) | 1.0 | | 5 | 1 | 0 | 0 | 3 | 1 | 0 | 0 | 0 | 0 | 0 | 10 | 14 | 0.00 | 2.000 |
| 74 Jason Davis, R<br>ERA: 0.82 | (7, 1) | 2.0 | | 6 | 0 | 0 | 0 | 1 | 0 | 0 | 0 | 0 | 0 | 0 | 8 | 8 | 0.00 | 0.000 |
| 54 Denny Bautista, R<br>ERA: 5.59 | (9, 1) | 1.0 | | 4 | 1 | 0 | 0 | 0 | 0 | 0 | 0 | 0 | 0 | 0 | 4 | 4 | 0.00 | 1.000 |

| PITCHER | IP | WLS | BF | H | R | ER | SO | BB | IBB | HBP | BLK | WP | HR | S | P | ERA | WHIP |
|---|---|---|---|---|---|---|---|---|---|---|---|---|---|---|---|---|---|

| Batter | 1 | 2 | 3 | 4 | 5 | 6 | 7 | 8 | 9 | AB | R | H | RBI | BB | SO | LOB |
|---|---|---|---|---|---|---|---|---|---|---|---|---|---|---|---|---|
| 2 Jack Wilson, R (1, 6)<br>OBP: 0.189, SLG: 0.121<br>36 Luis Alfonso Cruz, R (7, 6)<br>OBP: 0.219, SLG: 0.167 | F7 | | G5-3 | | | F7 | | | G5-3 | 3<br>1 | 0<br>0 | 0<br>0 | 0<br>0 | 0<br>0 | 0<br>0 | 0<br>0 |
| 12 Freddy Sanchez, R (1, 4)<br>OBP: 0.359, SLG: 0.424<br>10 Brian Bixler, R (7, 4)<br>OBP: 0.395, SLG: 0.513 | 13<br>G3<br>BB | | | 41<br>G5-3<br>BB | | K | | | K | 1<br>1 | 0<br>0 | 0<br>0 | 0<br>0 | 2<br>0 | 1<br>1 | 0<br>0 |
| 13 Nate McLouth, L (1, 8)<br>OBP: 0.429, SLG: 0.649<br>22 Andrew McCutchen, R (8, 4)<br>OBP: 0.365, SLG: 0.444 | G3<br>1-2 | | | L8 | | | 25<br>G4-6-3<br>1B | | F7 | 3<br>1 | 0<br>0 | 1<br>0 | 0<br>0 | 0<br>0 | 0<br>0 | 2<br>0 |
| 41 Ryan Doumit, S (1, 2)<br>OBP: 0.311, SLG: 0.463<br>23 Robinzon Diaz, R (9, 2)<br>OBP: 0.542, SLG: 0.909 | G6-3 | | | G5-3<br>1-2 | | | F8 | | | 3<br>0 | 0<br>0 | 0<br>0 | 0<br>0 | 0<br>0 | 0<br>0 | 3<br>0 |
| 25 Adam LaRoche, L (1, 3)<br>OBP: 0.255, SLG: 0.311<br>69 Garrett Jones, L (8, 3)<br>OBP: 0.412, SLG: 0.591 | | L8 | | K | | | G4-6-3<br>1-2f | | | 3<br>0 | 0<br>0 | 0<br>0 | 0<br>0 | 0<br>0 | 1<br>0 | 2<br>0 |
| 18 Craig Monroe, R (1, 7)<br>OBP: 0.340, SLG: 0.755<br>68 Jeff Salazar, L (9, 7)<br>OBP: 0.370, SLG: 0.590 | | G5-3 | | | K | | | FC6-4<br>1B | | 3<br>0 | 0<br>0 | 1<br>0 | 0<br>0 | 0<br>0 | 1<br>0 | 0<br>0 |
| 44 Brandon Moss, L (1, 9)<br>OBP: 0.233, SLG: 0.296<br>51 Steve Pearce, R (9, 9)<br>OBP: 0.222, SLG: 0.308 | | F7 | | | G4-3 | | | F8 | | 3<br>0 | 0<br>0 | 0<br>0 | 0<br>0 | 0<br>0 | 0<br>0 | 1<br>0 |
| 15 Andy LaRoche, R (1, 5)<br>OBP: 0.522, SLG: 0.571<br>71 Anderson Machado, S (9, 5)<br>OBP: 0.313, SLG: 0.267 | | | G6-3 | | G6-3 | | | K | | 3<br>0 | 0<br>0 | 0<br>0 | 0<br>0 | 0<br>0 | 1<br>0 | 1<br>0 |
| 45 Ian Snell, R (1, 1)<br>17 Sean Burnett, L (5, 1)<br>55 Matt Capps, R (6, 1)<br>3 Nyjer Morgan, L (6, PH)<br>OBP: 0.207, SLG: 0.245<br>74 Jason Davis, R (7, 1)<br>Jamie Romak, R (8, PH)<br>54 Denny Bautista, R (9, 1) | | | K | | | F8 | | FC6-4<br>1-2f | | 1<br>0<br>0<br>1<br>0<br>0<br>1<br>0 | 0<br>0<br>0<br>0<br>0<br>0<br>0<br>0 | 0<br>0<br>0<br>0<br>0<br>0<br>0<br>0 | 0<br>0<br>0<br>0<br>0<br>0<br>0<br>0 | 0<br>0<br>0<br>0<br>0<br>0<br>0<br>0 | 1<br>0<br>0<br>0<br>0<br>0<br>0<br>0 | 0<br>0<br>0<br>0<br>0<br>0<br>1<br>0 |
| Inning Stats | R: 0<br>E: 0<br>K: 0<br>S: 3<br>H: 0<br>LOB: 1<br>BB: 1<br>P: 7 | R: 0<br>E: 0<br>K: 0<br>S: 3<br>H: 0<br>LOB: 0<br>BB: 0<br>P: 3 | R: 0<br>E: 0<br>K: 1<br>S: 5<br>H: 0<br>LOB: 0<br>BB: 0<br>P: 5 | R: 0<br>E: 0<br>K: 1<br>S: 5<br>H: 0<br>LOB: 1<br>BB: 1<br>P: 9 | R: 0<br>E: 0<br>K: 1<br>S: 5<br>H: 0<br>LOB: 0<br>BB: 0<br>P: 5 | R: 0<br>E: 0<br>K: 1<br>S: 5<br>H: 0<br>LOB: 0<br>BB: 0<br>P: 5 | R: 0<br>E: 0<br>K: 0<br>S: 3<br>H: 1<br>LOB: 0<br>BB: 0<br>P: 3 | R: 0<br>E: 0<br>K: 1<br>S: 6<br>H: 1<br>LOB: 1<br>BB: 0<br>P: 6 | R: 0<br>E: 0<br>K: 1<br>S: 5<br>H: 0<br>LOB: 0<br>BB: 0<br>P: 5 | 1B: 2<br>2B: 0<br>3B: 0<br>HR: 0 | SF: 0<br>SAC: 0<br>DP: 1<br>HBP: 0 | | | WP: 0<br>PB: 0<br>SB: 0<br>CS: 0 | PA: 30 | | |

| PITCHER | | IP | WLS | BF | H | R | ER | SO | BB | IBB | HBP | BLK | WP | HR | S | P | ERA | WHIP |
|---|---|---|---|---|---|---|---|---|---|---|---|---|---|---|---|---|---|---|
| Aaron Harang, R<br>ERA: 5.03 | (1, 1) | 6.0 | W | 20 | 0 | 0 | 0 | 4 | 2 | 0 | 0 | 0 | 0 | 0 | 26 | 34 | 0.00 | 0.333 |
| 57 Mike Lincoln, R<br>ERA: 2.08 | (7, 1) | 1.0 | | 3 | 1 | 0 | 0 | 0 | 0 | 0 | 0 | 0 | 0 | 0 | 3 | 3 | 0.00 | 1.000 |
| 25 David Weathers, R<br>ERA: 5.0 | (8, 1) | 1.0 | | 4 | 1 | 0 | 0 | 1 | 0 | 0 | 0 | 0 | 0 | 0 | 6 | 6 | 0.00 | 1.000 |
| 65 Josh Roenicke, R<br>ERA: 2.45 | (9, 1) | 1.0 | | 3 | 0 | 0 | 0 | 1 | 0 | 0 | 0 | 0 | 0 | 0 | 5 | 5 | 0.00 | 0.000 |

| PITCHER | IP | WLS | BF | H | R | ER | SO | BB | IBB | HBP | BLK | WP | HR | S | P | ERA | WHIP |
|---|---|---|---|---|---|---|---|---|---|---|---|---|---|---|---|---|---|

# BOTTOM

## Cincinnati Reds @ Pittsburgh Pirates

McKechnie Field, Bradenton, FL

Sun Mar 22 2009, 1:05 PM EDT

Att. 5,768 - Sunny - 77 F

livebaseballscorecards.com

| | |
|---|---|
| AB | 28 |
| R | 0 |
| H | 2 |
| RBI | 0 |
| BB | 2 |
| SO | 6 |
| LOB | 10 |

# Tampa Bay Rays @ Pittsburgh Pirates

McKechnie Field, Bradenton, FL

Mon Mar 23 2009, 1:05 PM EDT

Att. 4,947 - Overcast - 68 F

TOP

livebaseballscorecards.com

| Batter | 1 | 2 | 3 | 4 | 5 | 6 | 7 | 8 | 9 | AB | R | H | RBI | BB | SO | LOB |
|---|---|---|---|---|---|---|---|---|---|---|---|---|---|---|---|---|
| 19 Gabe Kapler, R (1, 8)<br>OBP: 0.214, SLG: 0.189 | G5-3 | | F7 | | | P2 | | B 2 SAFE X 1-H 2-3 2B | | 3 | 0 | 0 | 0 | 0 | 0 | 1 |
| 26 Gabe Gross, L (6, 9)<br>OBP: 0.457, SLG: 0.407 | | | | | | | | | | 1 | 0 | 1 | 1 | 0 | 0 | 0 |
| 30 Dioner Navarro, S (1, 2)<br>OBP: 0.368, SLG: 0.400 | G6-3 | | | 23 BB 1B | | F8 | | C S S K | | 3 | 0 | 1 | 0 | 0 | 0 | 0 |
| 9 Shawn Riggans, R (6, 2)<br>OBP: 0.259, SLG: 0.296 | | | | | | | | | | 1 | 0 | 0 | 0 | 0 | 1 | 1 |
| 16 Willy Aybar, S (1, 4)<br>OBP: 0.407, SLG: 0.500 | G6-3 | | | C S S K | | F8 | | | P2 | 3 | 0 | 0 | 0 | 0 | 1 | 1 |
| 11 Morgan Ensberg, R (6, 5)<br>OBP: 0.350, SLG: 0.273 | | | | | | | | | | 1 | 0 | 0 | 0 | 0 | 0 | 0 |
| 23 Carlos Pena, L (1, 3)<br>OBP: 0.367, SLG: 0.304 | | G4-3 | | B B B 1-2 BB | | | C S S K | | G5-3 | 2 | 0 | 0 | 0 | 1 | 1 | 0 |
| 43 Jon Weber, L (7, 7)<br>OBP: 0.364, SLG: 0.677 | | | | | | | | | | 1 | 0 | 0 | 0 | 0 | 0 | 0 |
| 5 Pat Burrell, R (1, 7)<br>OBP: 0.442, SLG: 0.571 | | G6-3 | | C S C K | | | G5-3 | | S S C K | 3 | 0 | 0 | 0 | 0 | 1 | 2 |
| 32 Chris Richard, L (7, 3)<br>OBP: 0.350, SLG: 0.400 | | | | | | | | | | 1 | 0 | 0 | 0 | 0 | 1 | 0 |
| 20 Matt Joyce, L (1, 10) | | L3 | | G4-3 | | | P4 | | | 3 | 0 | 0 | 0 | 0 | 0 | 2 |
| 10 Justin Ruggiano, R (1, 9)<br>OBP: 0.367, SLG: 0.372 | | | C S S K | | C S S K | | | 26 CS 24 S 1B | | 3 | 0 | 1 | 0 | 0 | 2 | 0 |
| (6, 8) | | | | | | | | | | 0 | 0 | 0 | 0 | 0 | 0 | 0 |
| 62 Ray Sadler, R (8, 8)<br>OBP: 0.361, SLG: 0.788 | | | | | | | | | | | | | | | | |
| 15 Reid Brignac, L (1, 6)<br>OBP: 0.271, SLG: 0.432 | | | 24 CS 1B | | F7 | | | C S C K | | 3 | 0 | 1 | 0 | 0 | 1 | 1 |
| (6, 4) | | | | | | | | | | 0 | 0 | 0 | 0 | 0 | 0 | 0 |
| 37 Ray Olmedo, S (8, 4)<br>OBP: 0.324, SLG: 0.324 | | | | | | | | | | | | | | | | |
| 24 Adam Kennedy, L (1, 5)<br>OBP: 0.364, SLG: 0.359 | | | B 1 SAFE B B B 1-2 BB | | G4-3 | | | B B B 26 CS 26 2B 1-2 BB | | 1 | 1 | 0 | 0 | 2 | 0 | 0 |
| (6, 6) | | | | | | | | | | | | | | | | |
| Inning Stats | R: 0 E: 0 K: 0 S: 3 H: 0 LOB: 0 BB: 0 P: 3 | R: 0 E: 0 K: 0 S: 3 H: 0 LOB: 0 BB: 0 P: 3 | R: 0 E: 0 K: 1 S: 5 H: 1 LOB: 1 BB: 1 P: 9 | R: 0 E: 0 K: 2 S: 8 H: 1 LOB: 2 BB: 1 P: 12 | R: 0 E: 0 K: 1 S: 5 H: 0 LOB: 0 BB: 0 P: 5 | R: 0 E: 0 K: 0 S: 3 H: 0 LOB: 0 BB: 0 P: 3 | R: 0 E: 0 K: 1 S: 5 H: 0 LOB: 0 BB: 0 P: 5 | R: 1 E: 0 K: 2 S: 8 H: 2 LOB: 1 BB: 1 P: 13 | R: 0 E: 0 K: 1 S: 5 H: 0 LOB: 0 BB: 0 P: 5 | 1B: 3 2B: 1 3B: 0 HR: 0 SF: 0 SAC: 0 DP: 0 HBP: 0 | | | | | | | |

| | AB | 29 |
|---|---|---|
| | R | 1 |
| | H | 4 |
| | RBI | 1 |
| | BB | 3 |
| | SO | 8 |
| | LOB | 8 |

WP: 0 PB: 0 SB: 1 CS: 3 PA: 32

| PITCHER | | IP | WLS | BF | H | R | ER | SO | BB | IBB | HBP | BLK | WP | HR | S | P | ERA | WHIP |
|---|---|---|---|---|---|---|---|---|---|---|---|---|---|---|---|---|---|---|
| 57 Zach Duke, L<br>ERA: 1.83 | (1, 1) | 5.0 | W | 18 | 2 | 0 | 0 | 4 | 2 | 0 | 0 | 0 | 0 | 0 | 24 | 32 | 0.00 | 0.800 |
| 56 Donnie Veal, L<br>ERA: 2.53 | (6, 1) | 1.0 | | 3 | 0 | 0 | 0 | 0 | 0 | 0 | 0 | 0 | 0 | 0 | 3 | 3 | 0.00 | 0.000 |
| 30 Tyler Yates, R<br>ERA: 0.9 | (7, 1) | 1.0 | | 3 | 0 | 0 | 0 | 1 | 0 | 0 | 0 | 0 | 0 | 0 | 5 | 5 | 0.00 | 0.000 |
| Chris Bootcheck, R<br>ERA: 4.91 | (8, 1) | 1.0 | | 5 | 2 | 1 | 1 | 2 | 1 | 0 | 0 | 0 | 0 | 0 | 8 | 13 | 9.00 | 3.000 |
| 43 Jesse Chavez, R<br>ERA: 11.74 | (9, 1) | 1.0 | S | 3 | 0 | 0 | 0 | 1 | 0 | 0 | 0 | 0 | 0 | 0 | 5 | 5 | 0.00 | 0.000 |

| PITCHER | IP | WLS | BF | H | R | ER | SO | BB | IBB | HBP | BLK | WP | HR | S | P | ERA | WHIP |
|---|---|---|---|---|---|---|---|---|---|---|---|---|---|---|---|---|---|

# Tampa Bay Rays @ Pittsburgh Pirates

McKechnie Field, Bradenton, FL

Mon Mar 23 2009, 1:05 PM EDT

Att. 4,947 - Overcast - 68 F

livebaseballscorecards.com

## BOTTOM

| Batter | 1 | 2 | 3 | 4 | 5 | 6 | 7 | 8 | 9 | AB | R | H | RBI | BB | SO | LOB |
|---|---|---|---|---|---|---|---|---|---|---|---|---|---|---|---|---|
| 3 Nyjer Morgan, L (1, 7)<br>OBP: 0.226, SLG: 0.250 | BBBB 4-0 16 CS 22 S BB | X 0-0 ③ P2 | | X 0-0 5 FC5 22 S 1B<br>3-H | | X 0-0 ② G3 | | | | 3 | 0 | 1 | 1 | 1 | 0 | 1 |
| 22 Andrew McCutchen, R (1, 8)<br>OBP: 0.388, SLG: 0.436 | BBBB 4-0<br>1-2 BB | | BBBB 4-0 5 G3 16 1B BB | BBB 4-0 5 FC5<br>1-2 BB | | X 0-0 ③ G3-1 | | | | 1 | 0 | 0 | 0 | 3 | 0 | 0 |
| 5 Ramón Vázquez, L (1, 4)<br>OBP: 0.294, SLG: 0.438<br>36 Luis Alfonso Cruz, R (8, 4)<br>OBP: 0.219, SLG: 0.167 | CCS 0-3 ① K | | X 0-0 ① G3<br>1-2 | X 0-0 ③ FC5<br>1-2<br>2-3f | | | X 0-0 51 FC6-4 1B | | | 4<br>0 | 0<br>0 | 1<br>0 | 0<br>0 | 0<br>0 | 1<br>0 | 5<br>0 |
| 25 Adam LaRoche, L (1, 3)<br>OBP: 0.260, SLG: 0.333<br>51 Steve Pearce, R (7, 3)<br>OBP: 0.214, SLG: 0.296 | CSC 0-3 ② K | | X 0-0 ② F8 | | X 0-0 44 G4-3 2B | | X 0-0 ① FC6-4 71 S<br>1-2f | | | 3<br>1 | 0<br>0 | 1<br>0 | 0<br>0 | 0<br>0 | 1<br>0 | 3<br>1 |
| 16 Eric Hinske, L (1, 5)<br>OBP: 0.438, SLG: 0.538<br>71 Anderson Machado, S (6, 5)<br>OBP: 0.294, SLG: 0.250 | B 1-0 ③ CS<br>2-3 | X 0-0 44 G4-3 3B | X 0-0 ③<br>2-H 1B | | X 0-0 ① L4 | | CSBS 1-3 ② K<br>1-2 | | | 3<br>1 | 1<br>0 | 2<br>0 | 0<br>0 | 0<br>0 | 0<br>1 | 1<br>1 |
| 44 Brandon Moss, L (1, 9)<br>OBP: 0.242, SLG: 0.276<br>69 Garrett Jones, L (7, 9)<br>OBP: 0.404, SLG: 0.578 | | X 0-0 ① G4-3<br>3-H | BBB 4-0 2 2B 35 G6-3 BB | X 0-0 ② G4-3<br>2-3 | | X 0-0 ③ P2 | | | | 2<br>1 | 1<br>0 | 0<br>0 | 1<br>0 | 1<br>0 | 0<br>0 | 1<br>1 |
| 2 Jack Wilson, R (1, 6)<br>OBP: 0.250, SLG: 0.229<br>10 Brian Bixler, R (7, 6)<br>OBP: 0.386, SLG: 0.500 | | X 0-0 57 2B 2B | X 0-0 35 G6-3 3 1B 2B<br>1-3 | BBB 4-0 BB | | | X 0-0 ① G5-3 | | | 2<br>1 | 2<br>0 | 2<br>0 | 0<br>0 | 1<br>0 | 0<br>0 | 0<br>0 |
| 35 Jason Jaramillo, S (1, 2)<br>OBP: 0.233, SLG: 0.148 | | X 0-0 ② F7 | | X 0-0 ① G6-3<br>2-3<br>3-H | X 0-0 ③ G4-3 | | | | X 0-0 ② F9 | 4 | 0 | 0 | 1 | 0 | 0 | 4 |
| 57 Zach Duke, L (1, 1)<br>OBP: 0.500, SLG: 1.000<br>56 Donnie Veal, L (6, 1)<br>15 Andy LaRoche, R (6, PH)<br>OBP: 0.511, SLG: 0.556<br>30 Tyler Yates, R (7, 1)<br>Chris Bootcheck, R (8, 1)<br>68 Jeff Salazar, L (8, PH)<br>OBP: 0.382, SLG: 0.575<br>43 Jesse Chavez, R (9, 1) | | X 0-0<br>2-H 2B | | X 0-0 ② G3 | | X 0-0 ① F8 | | | X 0-0 ③ G3-1 | 2<br>0<br>1<br>0<br>0<br>0<br>1<br>0 | 0<br>0<br>0<br>0<br>0<br>0<br>0<br>0 | 1<br>0<br>0<br>0<br>0<br>0<br>0<br>0 | 1<br>0<br>0<br>0<br>0<br>0<br>0<br>0 | 0<br>0<br>0<br>0<br>0<br>0<br>0<br>0 | 0<br>0<br>0<br>0<br>0<br>0<br>0<br>0 | 1<br>0<br>0<br>0<br>0<br>0<br>0<br>0 |
| Inning Stats | R: 0 E: 0 K: 2 S: 6 H: 0 LOB: 1 BB: 2 P: 15 | R: 2 E: 0 K: 0 S: 6 H: 3 LOB: 1 BB: 0 P: 6 | R: 0 E: 0 K: 0 S: 3 H: 1 LOB: 2 BB: 1 P: 7 | R: 2 E: 0 K: 0 S: 5 H: 2 LOB: 2 BB: 2 P: 13 | R: 0 E: 0 K: 0 S: 4 H: 1 LOB: 2 BB: 1 P: 8 | R: 0 E: 0 K: 0 S: 3 H: 0 LOB: 0 BB: 0 P: 3 | R: 0 E: 0 K: 1 S: 6 H: 1 LOB: 1 BB: 0 P: 7 | R: 0 E: 0 K: 0 S: 3 H: 0 LOB: 0 BB: 0 P: 3 | | 1B: 3 2B: 4 3B: 1 HR: 0 | SF: 0 SAC: 0 DP: 0 HBP: 0 | | | WP: 0 PB: 0 SB: 3 CS: 1 | PA: 37 | | |

| AB | 30 |
|---|---|
| R | 4 |
| H | 8 |
| RBI | 4 |
| BB | 6 |
| SO | 3 |
| LOB | 19 |

| PITCHER | | IP | WLS | BF | H | R | ER | SO | BB | IBB | HBP | BLK | WP | HR | S | P | ERA | WHIP |
|---|---|---|---|---|---|---|---|---|---|---|---|---|---|---|---|---|---|---|
| Jason Hammel, R<br>ERA: 4.95 | (1, 1) | 4.0 | L | 21 | 6 | 4 | 4 | 2 | 5 | 0 | 0 | 0 | 0 | 0 | 20 | 41 | 9.00 | 2.750 |
| 31 Lance Cormier, R<br>ERA: 1.8 | (5, 1) | 2.0 | | 8 | 1 | 0 | 0 | 0 | 1 | 0 | 0 | 0 | 0 | 0 | 7 | 11 | 0.00 | 1.000 |
| 46 Joe Nelson, R<br>ERA: 13.5 | (7, 1) | 1.0 | | 4 | 1 | 0 | 0 | 1 | 0 | 0 | 0 | 0 | 0 | 0 | 6 | 7 | 0.00 | 1.000 |
| 71 Julio DePaula, R<br>ERA: 4.26 | (8, 1) | 1.0 | | 3 | 0 | 0 | 0 | 0 | 0 | 0 | 0 | 0 | 0 | 0 | 3 | 3 | 0.00 | 0.000 |

| PITCHER | IP | WLS | BF | H | R | ER | SO | BB | IBB | HBP | BLK | WP | HR | S | P | ERA | WHIP |
|---|---|---|---|---|---|---|---|---|---|---|---|---|---|---|---|---|---|

# TOP

# Pittsburgh Pirates @ Atlanta Braves

Champion Stadium, Lake Buena Vista, FL

Tue Mar 24 2009, 6:05 PM EDT
Att. 7,924 - Partly Cloudy - 74 F

livebaseballscorecards.com

| Batter | 1 | 2 | 3 | 4 | 5 | 6 | 7 | 8 | 9 | AB | R | H | RBI | BB | SO | LOB |
|---|---|---|---|---|---|---|---|---|---|---|---|---|---|---|---|---|
| 3 Nyjer Morgan, L (1, 7)<br>OBP: 0.242, SLG: 0.254 | F7 | | BB | | 1B | | FC4-2 (13 BB, 12 1B, 41 BB)<br>1-2<br>2-H | K | | 3 | 1 | 1 | 0 | 1 | 0 | 2 |
| 68 Jeff Salazar, L (7, 7)<br>OBP: 0.354, SLG: 0.561 | | | | | | | | | | 1 | 0 | 0 | 0 | 0 | 1 | 1 |
| 12 Freddy Sanchez, R (1, 4)<br>OBP: 0.349, SLG: 0.405 | F9 | | G4-3 | | K | | 41 BB, 13 BB, 1B<br>1-2<br>2-3 | K | | 4 | 0 | 1 | 0 | 0 | 1 | 3 |
| 36 Luis Alfonso Cruz, R (7, 4)<br>OBP: 0.212, SLG: 0.161 | | | | | | | | | | 1 | 0 | 0 | 0 | 0 | 1 | 1 |
| 13 Nate McLouth, L (1, 8)<br>OBP: 0.413, SLG: 0.600 | K | | | K | | K | 41 BB, BB<br>1-2<br>2-3<br>3-H | K | | 3 | 0 | 0 | 1 | 1 | 3 | 0 |
| 22 Andrew McCutchen, R (7, 8)<br>OBP: 0.382, SLG: 0.429 | | | | | | | | | | 1 | 0 | 0 | 0 | 0 | 1 | 1 |
| 41 Ryan Doumit, S (1, 2)<br>OBP: 0.347, SLG: 0.477 | | G3 | | 18 2B, 1B | | 16 BB, 1B | 1-2<br>2-3<br>3-H, BB | | F9 | 3 | 1 | 2 | 1 | 1 | 0 | 0 |
| 23 Robinzon Diaz, R (7, 2)<br>OBP: 0.520, SLG: 0.870 | | | | | | | | | | 1 | 0 | 0 | 0 | 0 | 0 | 0 |
| 18 Craig Monroe, R (1, 9)<br>OBP: 0.333, SLG: 0.736 | | G4-3 | | 16 F9, 2B<br>1-H | | L8 | K | | F9 | 4 | 0 | 1 | 1 | 0 | 1 | 4 |
| 69 Garrett Jones, L (7, 9)<br>OBP: 0.396, SLG: 0.565 | | | | | | | | | | 1 | 0 | 0 | 0 | 0 | 1 | 0 |
| 16 Eric Hinske, L (1, 3)<br>OBP: 0.400, SLG: 0.438 | | F7 | | F9<br>2-3 | | BB<br>1-2 | F7 | | 15 WP, 1B | 3 | 0 | 0 | 0 | 1 | 0 | 4 |
| 51 Steve Pearce, R (7, 3)<br>OBP: 0.241, SLG: 0.321 | | | | | | | | | | 1 | 0 | 1 | 0 | 0 | 0 | 0 |
| 15 Andy LaRoche, R (1, 5)<br>OBP: 0.500, SLG: 0.525 | | | G5-3 | K | | G6-3 | | 10 1B, 75 E, 1B | BB<br>1-2 | 4 | 1 | 1 | 0 | 1 | 1 | 3 |
| 10 Brian Bixler, R (1, 6)<br>OBP: 0.408, SLG: 0.511 | | | 49 SH1-4, 1B | | F9 | | 3 S, 49 E, 3 FC4-2, 1B | 75 S, 75 E, 1B<br>1-3 | G4-3 | 5 | 1 | 3 | 0 | 0 | 0 | 2 |
| 49 Ross Ohlendorf, R (1, 1) | | | SH1-4<br>1-2 | | K | | FC1 (12 1B, 3 FC4-2, 13 BB)<br>1-2 | E5<br>1-H<br>3-H | | 2 | 1 | 0 | 0 | 0 | 1 | 1 |
| 30 Tyler Yates, R (7, 1) | | | | | | | | | | 0 | 0 | 0 | 0 | 0 | 0 | 0 |
| 75 Erik Kratz, R (8, PH)<br>OBP: 0.500, SLG: 0.667 | | | | | | | | | | 1 | 0 | 0 | 0 | 0 | 0 | 0 |
| 17 Sean Burnett, L (8, 1) | | | | | | | | | | 0 | 0 | 0 | 0 | 0 | 0 | 0 |
| 43 Jesse Chavez, R (9, 1) | | | | | | | | | | 0 | 0 | 0 | 0 | 0 | 0 | 0 |

| Inning Stats | 1 | 2 | 3 | 4 | 5 | 6 | 7 | 8 | 9 |
|---|---|---|---|---|---|---|---|---|---|
| | R: 0<br>E: 0<br>K: 1<br>S: 9 | H: 0<br>LOB: 0<br>BB: 0<br>P: 13 | R: 0<br>E: 0<br>K: 0<br>S: 7 | H: 0<br>LOB: 0<br>BB: 0<br>P: 9 | R: 0<br>E: 0<br>K: 0<br>S: 7 | H: 1<br>LOB: 2<br>BB: 1<br>P: 16 | R: 1<br>E: 0<br>K: 2<br>S: 14 | H: 2<br>LOB: 1<br>BB: 0<br>P: 21 | R: 0<br>E: 0<br>K: 2<br>S: 11 | H: 1<br>LOB: 1<br>BB: 0<br>P: 15 | R: 0<br>E: 0<br>K: 1<br>S: 17 | H: 1<br>LOB: 2<br>BB: 1<br>P: 26 | R: 2<br>E: 1<br>K: 1<br>S: 17 | H: 2<br>LOB: 3<br>BB: 2<br>P: 30 | R: 2<br>E: 1<br>K: 3<br>S: 14 | H: 2<br>LOB: 1<br>BB: 0<br>P: 17 | R: 0<br>E: 0<br>K: 1<br>S: 12 | H: 1<br>LOB: 2<br>BB: 1<br>P: 19 |

| | | | | | | | | | |

# Pittsburgh Pirates @ Atlanta Braves

Champion Stadium, Lake Buena Vista, FL

Tue Mar 24 2009, 6:05 PM EDT

Att. 7,924 - Partly Cloudy - 74 F

livebaseballscorecards.com

## BOTTOM

| Batter | 1 | 2 | 3 | 4 | 5 | 6 | 7 | 8 | 9 | AB | R | H | RBI | BB | SO | LOB |
|---|---|---|---|---|---|---|---|---|---|---|---|---|---|---|---|---|
| 64 Jordan Schafer, L (1, 8)<br>OBP: 0.413, SLG: 0.535 | C B X 1-1 2 G3-6-3 1B | | C C C 0-3 ② K | | | X 0-0 ① B1-3 | | S S S 0-3 ① K | | 4 | 0 | 1 | 0 | 0 | 2 | 0 |
| 2 Kelly Johnson, L (1, 4)<br>OBP: 0.309, SLG: 0.333 | 1 SAFE B X 1-0 ① ② G3-6-3 1-2f | | C F B X 1-2 1B | | | C X 0-1 ② F8 | | X 0-0 8 BB 1B | | 3 | 0 | 1 | 0 | 0 | 0 | 1 |
| 14 Martín Prado, R (7, 4)<br>OBP: 0.388, SLG: 0.444 | | | | | | | | | | 1 | 0 | 1 | 0 | 0 | 0 | 0 |
| 10 Chipper Jones, S (1, 5)<br>OBP: 0.273, SLG: 0.600 | B X 1-0 ③ F7 | | X 0-0 ③ G4-3 | | | F B B F X 2-2 ③ G6-3 | | X 0-0 ② F8 | | 3 | 0 | 0 | 0 | 0 | 0 | 1 |
| 4 Omar Infante, R (7, 5)<br>OBP: 0.319, SLG: 0.556 | | | | | | | | | | 1 | 0 | 0 | 0 | 0 | 0 | 1 |
| 16 Brian McCann, L (1, 2)<br>OBP: 0.583, SLG: 1.000 | | C B X 1-1 19 1B 1B | | X 0-0 7 G6-4-3 1B | | | X 0-0 ① G3 | B B B B 4-0 1-2 BB | | 3 | 0 | 2 | 0 | 0 | 0 | 0 |
| 8 David Ross, R (8, 2)<br>OBP: 0.281, SLG: 0.448 | | | | | | | | | | 0 | 0 | 0 | 0 | 1 | 0 | 0 |
| 7 Jeff Francoeur, R (1, 9)<br>OBP: 0.392, SLG: 0.372 | | C B X 1-1 ① F8 | | B X 1-0 ① ② G6-4-3 1-2f | | | X 0-0 ② P3 | X 0-0 ③ F9 | | 3 | 0 | 0 | 0 | 0 | 0 | 2 |
| 76 Freddie Freeman, L (8, 3)<br>OBP: 0.250, SLG: 0.342 | | | | | | | | | | 1 | 0 | 0 | 0 | 0 | 0 | 2 |
| 19 Yunel Escobar, R (1, 6)<br>OBP: 0.368, SLG: 0.333 | | X 0-0 1 FC6-4 1-2 1B | | B B S X 2-1 ③ F9 | | | B B B B 4-0 20 1B 1 3B BB | | C B B B B F F S 3-3 ① K | 2 | 1 | 1 | 0 | 1 | 0 | 0 |
| 63 Diory Hernandez, R (8, 6)<br>OBP: 0.286, SLG: 0.258 | | | | | | | | | | 1 | 0 | 0 | 0 | 0 | 1 | 0 |
| 20 Greg Norton, S (1, 3)<br>OBP: 0.410, SLG: 0.515 | | B B F F F F B X 3-2 ② F6 | | | F C B C 1-3 ① K | | X 0-0 ② 1 3B 1-3 1B | | X 0-0 ② G3 | 3 | 1 | 1 | 0 | 0 | 1 | 2 |
| Rafael Soriano, R (8, 1) | | | | | | | | | | 0 | 0 | 0 | 0 | 0 | 0 | 0 |
| 38 Buddy Carlyle, L (9, 1) | | | | | | | | | | 0 | 0 | 0 | 0 | 0 | 0 | 0 |
| 23 Matt Diaz, R (9, PH)<br>OBP: 0.413, SLG: 0.659 | | | | | | | | | | 1 | 0 | 0 | 0 | 0 | 0 | 0 |
| 1 Grégor Blanco, L (1, 7)<br>OBP: 0.273, SLG: 0.400 | | F X 0-1 ③ FC6-4 1-2f | | | F X 0-1 ② G3-1 | | X 0-0 1-H 3-H 3B | | L F T 0-2 ③ K | 4 | 0 | 1 | 2 | 0 | 1 | 2 |
| 33 Javier Vazquez, R (1, 1) | | | B B C B C X 3-2 ① G6-3 | | C F S 0-3 ③ K | | X 0-0 ③ G4-3 | | | 2 | 0 | 0 | 0 | 0 | 1 | 0 |
| 30 Jeff Bennett, R (6, 1) | | | | | | | | | | 0 | 0 | 0 | 0 | 0 | 0 | 0 |
| Vladimir Nunez, R (7, 1) | | | | | | | | | | 0 | 0 | 0 | 0 | 0 | 0 | 0 |
| 77 Jason Heyward, L (7, PH)<br>OBP: 0.381, SLG: 0.500 | | | | | | | | | | 1 | 0 | 0 | 0 | 0 | 0 | 1 |
| (8, 9) | | | | | | | | | | | | | | | | |

| | AB | 33 |
|---|---|---|
| | R | 2 |
| | H | 8 |
| | RBI | 2 |
| | BB | 2 |
| | SO | 6 |
| | LOB | 12 |

| Inning Stats | | | | | | | | | | | | | | | |

| Batter | 1 | 2 | 3 | 4 | 5 | 6 | 7 | 8 | 9 | AB | R | H | RBI | BB | SO | LOB |
|---|---|---|---|---|---|---|---|---|---|---|---|---|---|---|---|---|
| 22 Andrew McCutchen, R (1, 8)<br>OBP: 0.375, SLG: 0.417 | F8 | | 10 FC6-4 1B<br>1-2 | | F7 | | F9 | | | 4 | 0 | 1 | 0 | 0 | 0 | 0 |
| 2 Jack Wilson, R (1, 6)<br>OBP: 0.244, SLG: 0.222 | P6 | | FC6-4<br>1-2f 2-3 | | K | | | F8 | | 1 | 0 | 0 | 0 | 0 | 0 | 0 |
| 10 Brian Bixler, R (2, 6)<br>OBP: 0.385, SLG: 0.479 | | | | | | | | | | 3 | 0 | 0 | 0 | 0 | 1 | 2 |
| 5 Ramón Vázquez, L (1, 5)<br>OBP: 0.300, SLG: 0.421 | F8 | | G4-3 | | | 25 S 44 1B 1B | | K | | 3 | 1 | 1 | 0 | 0 | 0 | 2 |
| 71 Anderson Machado, S (7, 5)<br>OBP: 0.278, SLG: 0.235 | | | | | | | | | | 1 | 0 | 0 | 0 | 0 | 1 | 0 |
| 25 Adam LaRoche, L (1, 3)<br>OBP: 0.245, SLG: 0.314 | | F7 | | G3-1 | | K<br>1-2 | | P5 | | 3 | 0 | 0 | 0 | 0 | 1 | 1 |
| 69 Garrett Jones, L (7, 3)<br>OBP: 0.389, SLG: 0.553 | | | | | | | | | | 1 | 0 | 0 | 0 | 0 | 0 | 0 |
| 18 Craig Monroe, R (1, 7)<br>OBP: 0.333, SLG: 0.714 | | 51 FC5-4 1B | | P5 | | G5-3 | | | K | 3 | 0 | 1 | 0 | 0 | 0 | 1 |
| 68 Jeff Salazar, L (7, 7)<br>OBP: 0.347, SLG: 0.548 | | | | | | | | | | 1 | 0 | 0 | 0 | 0 | 1 | 0 |
| 44 Brandon Moss, L (1, 9)<br>OBP: 0.297, SLG: 0.364 | | K | | 51 2B 2B | | 2-H 1B | | | 1B | 4 | 1 | 3 | 1 | 0 | 1 | 1 |
| 51 Steve Pearce, R (1, 10)<br>OBP: 0.242, SLG: 0.344 | | FC5-4<br>1-2f | | 2-H 2B | | F7 | | | P5 | 4 | 0 | 1 | 1 | 0 | 0 | 2 |
| 23 Robinzon Diaz, R (1, 2)<br>OBP: 0.464, SLG: 0.769 | | | G5-3 | K | | | F7 | | | 3 | 0 | 0 | 0 | 0 | 1 | 1 |
| 36 Luis Alfonso Cruz, R (1, 4)<br>OBP: 0.222, SLG: 0.176 | | | 10 22 FC6-4 1B | | G5-3 | | K | | | 3 | 0 | 1 | 0 | 0 | 1 | 0 |
| Inning Stats | R: 0 H: 0<br>E: 0 LOB: 0<br>K: 0 BB: 0<br>S: 3 P: 3 | R: 0 H: 1<br>E: 0 LOB: 1<br>K: 1 BB: 0<br>S: 6 P: 6 | R: 0 H: 2<br>E: 0 LOB: 2<br>K: 0 BB: 0<br>S: 5 P: 5 | R: 1 H: 2<br>E: 0 LOB: 1<br>K: 1 BB: 0<br>S: 7 P: 7 | R: 0 H: 0<br>E: 0 LOB: 0<br>K: 1 BB: 0<br>S: 5 P: 5 | R: 1 H: 2<br>E: 0 LOB: 1<br>K: 1 BB: 0<br>S: 7 P: 7 | R: 0 H: 0<br>E: 0 LOB: 0<br>K: 1 BB: 0<br>S: 5 P: 5 | R: 0 H: 0<br>E: 0 LOB: 0<br>K: 1 BB: 0<br>S: 5 P: 5 | R: 0 H: 1<br>E: 0 LOB: 0<br>K: 1 BB: 0<br>S: 5 P: 5 | 1B: 6 SF: 0<br>2B: 2 SAC: 0<br>3B: 0 DP: 0<br>HR: 0 HBP: 0 | | | | | | |

# TOP

## Pittsburgh Pirates @ Tampa Bay Rays

Charlotte County Stadium, Port Charlotte, FL

Wed Mar 25 2009, 7:05 PM EDT
Att. 6,771 - Partly Cloudy - 76 F

livebaseballscorecards.com

| | |
|---|---|
| AB | 34 |
| R | 2 |
| H | 8 |
| RBI | 2 |
| BB | 0 |
| SO | 7 |
| LOB | 10 |

WP: 0 PA: 34
PB: 0
SB: 1
CS: 0

| PITCHER | | IP | WLS | BF | H | R | ER | SO | BB | IBB | HBP | BLK | WP | HR | S | P | ERA | WHIP |
|---|---|---|---|---|---|---|---|---|---|---|---|---|---|---|---|---|---|---|
| 34 Jeff Niemann, R<br>ERA: 6.32 | (1, 1) | 4.0 | | 17 | 5 | 1 | 1 | 2 | 0 | 0 | 0 | 0 | 0 | 0 | 21 | 21 | 2.25 | 1.250 |
| 40 Troy Percival, R<br>ERA: | (5, 1) | 1.0 | H | 3 | 0 | 0 | 0 | 1 | 0 | 0 | 0 | 0 | 0 | 0 | 5 | 5 | 0.00 | 0.000 |
| 44 Jason Isringhausen, R<br>ERA: 4.5 | (6, 1) | 1.0 | B | 5 | 2 | 1 | 1 | 1 | 0 | 0 | 0 | 0 | 0 | 0 | 7 | 7 | 9.00 | 2.000 |
| 35 Dan Wheeler, R<br>ERA: 4.5 | (7, 1) | 1.0 | | 3 | 0 | 0 | 0 | 1 | 0 | 0 | 0 | 0 | 0 | 0 | 5 | 5 | 0.00 | 0.000 |
| 46 Joe Nelson, R<br>ERA: 11.12 | (8, 1) | 1.0 | W | 3 | 0 | 0 | 0 | 1 | 0 | 0 | 0 | 0 | 0 | 0 | 5 | 5 | 0.00 | 0.000 |

| PITCHER | | IP | WLS | BF | H | R | ER | SO | BB | IBB | HBP | BLK | WP | HR | S | P | ERA | WHIP |
|---|---|---|---|---|---|---|---|---|---|---|---|---|---|---|---|---|---|---|
| 39 J.P. Howell, L<br>ERA: 3.0 | (9, 1) | 1.0 | S | 3 | 1 | 0 | 0 | 1 | 0 | 0 | 0 | 0 | 0 | 0 | 5 | 5 | 0.00 | 1.000 |

# BOTTOM

## Pittsburgh Pirates @ Tampa Bay Rays

Charlotte County Stadium, Port Charlotte, FL

Wed Mar 25 2009, 7:05 PM EDT
Att. 6,771 - Partly Cloudy - 76 F

| Batter | 1 | 2 | 3 | 4 | 5 | 6 | 7 | 8 | 9 | AB | R | H | RBI | BB | SO | LOB |
|---|---|---|---|---|---|---|---|---|---|---|---|---|---|---|---|---|
| 8 Jason Bartlett, R (1, 6)<br>OBP: 0.425, SLG: 0.429 | F8 | | F7 | | 13 G6-4-3 1B | | | 3 HBP SH 32 BB 1B<br>1-2 | | 3 | 0 | 1 | 0 | 0 | 0 | 0 |
| 62 Ray Sadler, R (8, 7)<br>OBP: 0.378, SLG: 0.794 (9, 8) | | | | | | | | | | 1 | 1 | 1 | 0 | 0 | 0 | 0 |
| 13 Carl Crawford, L (1, 7)<br>OBP: 0.316, SLG: 0.514 | F7 | | 3 1B BB<br>B B B B | | G6-4-3<br>1-2f | | | SH 32 BB 3 HBP<br>1-2 2-3 | | 2 | 0 | 0 | 0 | 1 | 0 | 1 |
| Omar Luna, R (8, 4) | | | | | | | | | | 0 | 0 | 0 | 0 | 0 | 0 | 0 |
| 3 Evan Longoria, R (1, 5)<br>OBP: 0.444, SLG: 0.586 | K | | 1-3 1B | | | F9 | | 32 BB HBP<br>1-2 2-3 3-H | | 3 | 0 | 1 | 1 | 0 | 1 | 0 |
| 49 Cody Cipriano, R (8, PR) (9, 5) | | | | | | | | | | 0 | 0 | 0 | 0 | 0 | 0 | 0 |
| 5 Pat Burrell, R (1, 10)<br>OBP: 0.413, SLG: 0.526 | | F7 | K | | | F8 | | K | | 3 | 0 | 0 | 0 | 0 | 1 | 2 |
| 11 Morgan Ensberg, R (8, PH)<br>OBP: 0.341, SLG: 0.265 (9, 10) | | | | | | | | | | 1 | 0 | 0 | 0 | 0 | 1 | 3 |
| 16 Willy Aybar, S (1, 3)<br>OBP: 0.367, SLG: 0.444 | | F8 | K | | | G6-3 | | 20 G4-6-3 BB<br>1-2 2-3 3-H | | 3 | 0 | 0 | 0 | 0 | 1 | 0 |
| 32 Chris Richard, L (7, 3)<br>OBP: 0.366, SLG: 0.400 | | | | | | | | | | 0 | 0 | 0 | 1 | 1 | 0 | 0 |
| 18 Ben Zobrist, S (1, 8)<br>OBP: 0.412, SLG: 0.359 | | 26 PO BB<br>B B B B | K | | | | G2-3 | G4-6-3<br>1-2f | | 1 | 0 | 0 | 0 | 1 | 1 | 0 |
| 19 Gabe Kapler, R (6, 8)<br>OBP: 0.209, SLG: 0.184 | | | | | | | | | | 1 | 0 | 0 | 0 | 0 | 0 | 0 |
| 20 Matt Joyce, L (8, PH) (9, 9) | | | | | | | | | | 1 | 0 | 0 | 0 | 0 | 0 | 3 |
| 26 Gabe Gross, L (1, 9)<br>OBP: 0.486, SLG: 0.448 | | PO<br>B 1 SAFE<br>1-2 | 24 HR 1B | | 1B | | | | | 2 | 1 | 2 | 0 | 0 | 0 | 0 |
| 43 Jon Weber, L (6, 9)<br>OBP: 0.353, SLG: 0.656 (9, 7) | | | | | | | | | | 1 | 0 | 0 | 0 | 0 | 1 | 0 |
| 9 Shawn Riggans, R (1, 2)<br>OBP: 0.233, SLG: 0.267 | | | F9 | | K | | F8 | | | 3 | 0 | 0 | 0 | 0 | 1 | 2 |
| 24 Adam Kennedy, L (1, 4)<br>OBP: 0.370, SLG: 0.439 | | | 1-H HR | | G4-3 | | | SH 62 1B 3 HBP BB | | 2 | 1 | 1 | 2 | 0 | 0 | 0 |
| 37 Ray Olmedo, S (6, 4)<br>OBP: 0.342, SLG: 0.324 (8, 6) | | | | | | | | | | 0 | 1 | 0 | 0 | 1 | 0 | 0 |
| Inning Stats | R: 0 E: 0 K: 1 S: 5 / H: 0 LOB: 0 BB: 0 P: 5 | R: 0 E: 0 K: 0 S: 2 / H: 0 LOB: 0 BB: 1 P: 7 | R: 2 E: 0 K: 1 S: 9 / H: 3 LOB: 2 BB: 1 P: 13 | R: 0 E: 0 K: 3 S: 10 / H: 1 LOB: 1 BB: 0 P: 10 | R: 0 E: 0 K: 0 S: 3 / H: 1 LOB: 0 BB: 0 P: 3 | R: 0 E: 0 K: 0 S: 3 / H: 0 LOB: 0 BB: 0 P: 3 | R: 0 E: 0 K: 1 S: 5 / H: 0 LOB: 0 BB: 0 P: 5 | R: 2 E: 0 K: 1 S: 6 / H: 1 LOB: 3 BB: 2 P: 15 | | 1B: 5 2B: 0 3B: 0 HR: 1 | SF: 0 SAC: 1 DP: 2 HBP: 1 | | | | | | |

livebaseballscorecards.com

| | |
|---|---|
| AB | 27 |
| R | 4 |
| H | 6 |
| RBI | 4 |
| BB | 4 |
| SO | 7 |
| LOB | 11 |

WP: 0 PB: 0 SB: 0 CS: 0 PA: 34

| PITCHER | | IP | WLS | BF | H | R | ER | SO | BB | IBB | HBP | BLK | WP | HR | S | P | ERA | WHIP |
|---|---|---|---|---|---|---|---|---|---|---|---|---|---|---|---|---|---|---|
| 27 Jeff Karstens, R<br>ERA: 5.6 | (1, 1) | 5.0 | | 20 | 5 | 2 | 2 | 5 | 2 | 0 | 0 | 0 | 0 | 1 | 29 | 38 | 3.60 | 1.400 |
| 34 John Grabow, L<br>ERA: 3.0 | (6, 1) | 1.0 | | 3 | 0 | 0 | 0 | 0 | 0 | 0 | 0 | 0 | 0 | 0 | 3 | 3 | 0.00 | 0.000 |
| 56 Donnie Veal, L<br>ERA: 3.75 | (7, 1) | 1.1 | L | 9 | 1 | 2 | 2 | 2 | 2 | 0 | 1 | 0 | 0 | 0 | 10 | 19 | 13.50 | 2.250 |
| Chris Bootcheck, R<br>ERA: 4.63 | (8, 1) | 0.2 | | 1 | 0 | 0 | 0 | 0 | 0 | 0 | 0 | 0 | 0 | 0 | 1 | 1 | 0.00 | 0.000 |

| PITCHER | IP | WLS | BF | H | R | ER | SO | BB | IBB | HBP | BLK | WP | HR | S | P | ERA | WHIP |
|---|---|---|---|---|---|---|---|---|---|---|---|---|---|---|---|---|---|

# Toronto Blue Jays @ Pittsburgh Pirates

McKechnie Field, Bradenton, FL

Fri Mar 27 2009, 7:05 PM EDT

Att. 4,537 - Clear - 79 F

TOP

livebaseballscorecards.com

| Batter | 1 | 2 | 3 | 4 | 5 | 6 | 7 | 8 | 9 | AB | R | H | RBI | BB | SO | LOB |
|---|---|---|---|---|---|---|---|---|---|---|---|---|---|---|---|---|
| 19 Marco Scutaro, R (1, 6)<br>OBP: 0.250, SLG: 0.273 | G3-1 | | G5-3 | | 69 2B; 15 SF8; BB | | G5-3 | | BB | 2 | 1 | 0 | 0 | 1 | 0 | 0 |
| 4 Angel Sanchez, R (5, 6)<br>OBP: 0.440, SLG: 0.263 | | | | | | | | | | 1 | 0 | 0 | 0 | 1 | 0 | 0 |
| 69 Brad Emaus, R (1, 4)<br>OBP: 0.400, SLG: 0.756 | F9 | | HR | | 1-3; 3-H; 2B | | K | | F8 | 5 | 1 | 2 | 2 | 0 | 1 | 1 |
| 15 Alex Rios, R (1, 9)<br>OBP: 0.391, SLG: 0.438 | 10 FC4-6; 1B | | G5-3 | | SF8; 3-H | | G4-3 | | | 2 | 0 | 1 | 1 | 0 | 0 | 0 |
| Aaron Mathews, R (5, 9)<br>OBP: 0.308, SLG: 0.385 | | | | | | | | | | 1 | 0 | 0 | 0 | 0 | 0 | 0 |
| 10 Vernon Wells, R (1, 8)<br>OBP: 0.308, SLG: 0.385 | FC4-6; 1-2f | | | G6-3 | P6 | | | HR | | 3 | 0 | 0 | 0 | 0 | 0 | 2 |
| 78 Sean Shoffit, L (5, 8)<br>OBP: 0.333, SLG: 0.609 | | | | | | | | | | 1 | 1 | 1 | 1 | 0 | 0 | 0 |
| 35 Lyle Overbay, L (1, 3)<br>OBP: 0.296, SLG: 0.375 | | E4; 33 1B | | F7 | | K | | P5 | | 3 | 0 | 0 | 0 | 0 | 1 | 0 |
| 71 Kyle Phillips, L (6, 3)<br>OBP: 0.429, SLG: 0.273 | | | | | | | | | | 1 | 0 | 0 | 0 | 0 | 0 | 0 |
| 33 Scott Rolen, R (1, 5)<br>OBP: 0.464, SLG: 0.727 | | 45 G4-6-3; 1-2; 1B | | BB | | G6-3 | | K | | 2 | 0 | 1 | 0 | 1 | 0 | 0 |
| Kevin Ahrens, R (6, 5)<br>OBP: 0.429, SLG: 0.200 | | | | | | | | | | 1 | 0 | 0 | 0 | 0 | 1 | 0 |
| 20 Rod Barajas, R (1, 2)<br>OBP: 0.143, SLG: 0.143 | L5 | | F7 | | | 45 1B; BB | | G4-1 | | 2 | 0 | 0 | 0 | 0 | 0 | 3 |
| 12 Brian Jeroloman, L (6, PH) (6, 2)<br>OBP: 0.267, SLG: 0.083 | | | | | | | | | | 1 | 0 | 0 | 0 | 1 | 0 | 0 |
| 45 Travis Snider, L (1, 7)<br>OBP: 0.395, SLG: 0.690 | G4-6-3; 1-2f | | | | 12 G4-3; 69 2B; 2B | 12 FC4-6; 1-3; 1B | | | K | 3 | 1 | 2 | 0 | 0 | 0 | 2 |
| 87 Todd Donovan, R (6, 7) | | | | | | | | | | 1 | 0 | 0 | 0 | 0 | 1 | 0 |
| 12 Howie Clark, L (1, 10)<br>OBP: 0.273, SLG: 0.273 | | | G1-3 | | G4-3; 2-3 | FC4-6; 1-2f | | | G4-3 | 4 | 0 | 0 | 0 | 0 | 0 | 3 |

| | AB | 33 |
|---|---|---|
| | R | 4 |
| | H | 7 |
| | RBI | 4 |
| | BB | 4 |
| | SO | 4 |
| | LOB | 11 |

| Inning Stats | 1 | 2 | 3 | 4 | 5 | 6 | 7 | 8 | 9 |
|---|---|---|---|---|---|---|---|---|---|
| | R: 0 H: 1<br>E: 0 LOB: 1<br>K: 0 BB: 0<br>S: 4 P: 4 | R: 0 H: 1<br>E: 1 LOB: 1<br>K: 0 BB: 0<br>S: 4 P: 4 | R: 1 H: 1<br>E: 0 LOB: 0<br>K: 0 BB: 0<br>S: 4 P: 6 | R: 0 H: 0<br>E: 0 LOB: 1<br>K: 0 BB: 1<br>S: 3 P: 7 | R: 2 H: 2<br>E: 0 LOB: 1<br>K: 0 BB: 1<br>S: 5 P: 9 | R: 0 H: 1<br>E: 0 LOB: 2<br>K: 1 BB: 1<br>S: 6 P: 10 | R: 0 H: 0<br>E: 0 LOB: 0<br>K: 1 BB: 0<br>S: 5 P: 5 | R: 1 H: 1<br>E: 0 LOB: 0<br>K: 1 BB: 0<br>S: 7 P: 8 | R: 0 H: 0<br>E: 0 LOB: 1<br>K: 1 BB: 1<br>S: 5 P: 9 |

| | 1B: 3 | SF: 1 | WP: 0 | PA: 38 |
|---|---|---|---|---|
| | 2B: 2 | SAC: 0 | PB: 0 | |
| | 3B: 0 | DP: 1 | SB: 0 | |
| | HR: 2 | HBP: 0 | CS: 0 | |

| PITCHER | | IP | WLS | BF | H | R | ER | SO | BB | IBB | HBP | BLK | WP | HR | S | P | ERA | WHIP |
|---|---|---|---|---|---|---|---|---|---|---|---|---|---|---|---|---|---|---|
| 76 Virgil Vasquez, R<br>ERA: 7.62 | (1, 1) | 5.2 | L | 25 | 5 | 3 | 3 | 1 | 3 | 0 | 0 | 0 | 0 | 1 | 24 | 38 | 4.76 | 1.412 |
| 17 Sean Burnett, L<br>ERA: 9.0 | (6, 1) | 0.1 | | 2 | 1 | 0 | 0 | 0 | 0 | 0 | 0 | 0 | 0 | 0 | 2 | 2 | 0.00 | 3.000 |
| 30 Tyler Yates, R<br>ERA: 2.25 | (7, 1) | 1.0 | | 3 | 0 | 0 | 0 | 1 | 0 | 0 | 0 | 0 | 0 | 0 | 5 | 5 | 0.00 | 0.000 |
| 34 John Grabow, L<br>ERA: 4.5 | (8, 1) | 1.0 | | 4 | 1 | 1 | 1 | 1 | 0 | 0 | 0 | 0 | 0 | 1 | 7 | 8 | 9.00 | 1.000 |
| 38 Craig Hansen, R<br>ERA: 4.35 | (9, 1) | 1.0 | | 4 | 0 | 0 | 0 | 1 | 1 | 0 | 0 | 0 | 0 | 0 | 5 | 9 | 0.00 | 1.000 |

| PITCHER | IP | WLS | BF | H | R | ER | SO | BB | IBB | HBP | BLK | WP | HR | S | P | ERA | WHIP |
|---|---|---|---|---|---|---|---|---|---|---|---|---|---|---|---|---|---|

| Batter | 1 | 2 | 3 | 4 | 5 | 6 | 7 | 8 | 9 | AB | R | H | RBI | BB | SO | LOB |
|---|---|---|---|---|---|---|---|---|---|---|---|---|---|---|---|---|
| 3 Nyjer Morgan, L (1, 7)<br>OBP: 0.229, SLG: 0.238 | G4-3 | | K | | | K | | G6-3 | | 4 | 0 | 0 | 0 | 0 | 2 | 1 |
| 12 Freddy Sanchez, R (1, 4)<br>OBP: 0.326, SLG: 0.375 | L4 | | F9 | | | F9 | | | 35 G6-3 1B | 3 | 0 | 0 | 0 | 0 | 0 | 0 |
| 36 Luis Alfonso Cruz, R (7, 4)<br>OBP: 0.243, SLG: 0.200 | | | | | | | | | | 1 | 0 | 1 | 0 | 0 | 0 | 0 |
| 13 Nate McLouth, L (1, 8)<br>OBP: 0.408, SLG: 0.581 | 1B | | | G3 | | G4-3 | | | K | 3 | 0 | 1 | 0 | 0 | 0 | 0 |
| 68 Jeff Salazar, L (7, 8)<br>OBP: 0.340, SLG: 0.535 | | | | | | | | | | 1 | 0 | 0 | 0 | 0 | 1 | 1 |
| 41 Ryan Doumit, S (1, 2)<br>OBP: 0.327, SLG: 0.447 | K | | | F9 | | | G6-3 | | G6-3 1-2 | 3 | 0 | 0 | 0 | 0 | 1 | 1 |
| 35 Jason Jaramillo, S (8, 2)<br>OBP: 0.226, SLG: 0.143 | | | | | | | | | | 1 | 0 | 0 | 0 | 0 | 0 | 1 |
| 16 Eric Hinske, L (1, 3)<br>OBP: 0.391, SLG: 0.474 | | | | G4-3 | | | G3-1 | | F7 | 3 | 1 | 1 | 0 | 0 | 0 | 0 |
| 34 John Grabow, L (8, 1) | | | | | | | | | | 0 | 0 | 0 | 0 | 0 | 0 | 0 |
| 38 Craig Hansen, R (9, 1) | | | | | | | | | | 0 | 0 | 0 | 0 | 0 | 0 | 0 |
| 69 Garrett Jones, L (9, PH)<br>OBP: 0.382, SLG: 0.542 | | 44 1B 2B | | | | | | | | 1 | 0 | 0 | 0 | 0 | 0 | 1 |
| 44 Brandon Moss, L (1, 9)<br>OBP: 0.300, SLG: 0.361 | | 10 G6-4-3 2-H 1B | | | F8 | | G3-1 | | | 3 | 0 | 1 | 1 | 0 | 0 | 0 |
| 15 Andy LaRoche, R (1, 5)<br>OBP: 0.473, SLG: 0.488 | | K | | | G4-3 | | | | L7 | 3 | 0 | 0 | 0 | 0 | 1 | 1 |
| 10 Brian Bixler, R (1, 6)<br>OBP: 0.400, SLG: 0.480 | | G6-4-3 1-2f | | | 1B | | | | 51 G1-3 BB | 2 | 0 | 1 | 0 | 1 | 0 | 1 |
| 76 Virgil Vasquez, R (1, 1) | | | G4-3 | | G1-3 | | | | G1-3 1-2 | 2 | 0 | 0 | 0 | 0 | 0 | 1 |
| 17 Sean Burnett, L (6, 1) | | | | | | | | | | 0 | 0 | 0 | 0 | 0 | 0 | 0 |
| 30 Tyler Yates, R (7, 1) | | | | | | | | | | 0 | 0 | 0 | 0 | 0 | 0 | 0 |
| 51 Steve Pearce, R (8, 3)<br>OBP: 0.235, SLG: 0.333 | | | | | | | | | | 1 | 0 | 0 | 0 | 0 | 0 | 1 |
| Inning Stats | R: 0 E: 0 K: 1 S: 6 H: 1 LOB: 1 BB: 0 P: 6 | R: 1 E: 0 K: 1 S: 6 H: 2 LOB: 0 BB: 0 P: 6 | R: 0 E: 0 K: 1 S: 5 H: 0 LOB: 0 BB: 0 P: 5 | R: 0 E: 0 K: 0 S: 3 H: 0 LOB: 0 BB: 0 P: 3 | R: 0 E: 0 K: 0 S: 4 H: 1 LOB: 1 BB: 0 P: 4 | R: 0 E: 0 K: 1 S: 5 H: 0 LOB: 0 BB: 0 P: 5 | R: 0 E: 0 K: 0 S: 3 H: 0 LOB: 0 BB: 0 P: 3 | R: 0 E: 0 K: 0 S: 3 H: 0 LOB: 1 BB: 1 P: 7 | R: 0 E: 0 K: 1 S: 6 H: 1 LOB: 1 BB: 0 P: 6 | 1B: 4 2B: 1 3B: 0 HR: 0 | SF: 0 SAC: 0 DP: 1 HBP: 0 | | | | | | |

| PITCHER | IP | WLS | BF | H | R | ER | SO | BB | IBB | HBP | BLK | WP | HR | S | P | ERA | WHIP |
|---|---|---|---|---|---|---|---|---|---|---|---|---|---|---|---|---|---|
| 32 Roy Halladay, R (1, 1)<br>ERA: 3.67 | 7.0 | W | 24 | 4 | 1 | 1 | 4 | 0 | 0 | 0 | 0 | 0 | 0 | 32 | 32 | 1.29 | 0.571 |
| 52 B.J. Ryan, L (8, 1)<br>ERA: 9.0 | 1.0 | H | 4 | 0 | 0 | 0 | 0 | 1 | 0 | 0 | 0 | 0 | 0 | 3 | 7 | 0.00 | 1.000 |
| 40 Brian Wolfe, R (9, 1)<br>ERA: 15.43 | 1.0 | S | 4 | 1 | 0 | 0 | 1 | 0 | 0 | 0 | 0 | 0 | 0 | 6 | 6 | 0.00 | 1.000 |

| PITCHER | IP | WLS | BF | H | R | ER | SO | BB | IBB | HBP | BLK | WP | HR | S | P | ERA | WHIP |
|---|---|---|---|---|---|---|---|---|---|---|---|---|---|---|---|---|---|

# BOTTOM

## Toronto Blue Jays @ Pittsburgh Pirates

McKechnie Field, Bradenton, FL

Fri Mar 27 2009, 7:05 PM EDT

Att. 4,537 - Clear - 79 F

livebaseballscorecards.com

| | |
|---|---|
| AB | 31 |
| R | 1 |
| H | 5 |
| RBI | 1 |
| BB | 1 |
| SO | 5 |
| LOB | 9 |

# Philadelphia Phillies @ Pittsburgh Pirates

McKechnie Field, Bradenton, FL

Sat Mar 28 2009, 1:05 PM EDT

Att. 5,694 - Sunny - 84 F

TOP

livebaseballscorecards.com

| Batter | 1 | 2 | 3 | 4 | 5 | 6 | 7 | 8 | 9 | AB | R | H | RBI | BB | SO | LOB |
|---|---|---|---|---|---|---|---|---|---|---|---|---|---|---|---|---|
| 11 Jimmy Rollins, S (1, 6)<br>OBP: 0.333, SLG: 0.278 | S S S 0-3 ① K | | x 0-0 ②③ G4-6-3 1-2f | | S S S 0-3 ③ K | | B B B 4-0 8 CS BB | | | 3 | 0 | 0 | 0 | 1 | 2 | 1 |
| 44 Gary Majewski, R (7, 1)<br>OBP: 1.000, SLG: 1.000 | | | | | | | | | | 0 | 0 | 0 | 0 | 0 | 0 | 0 |
| 54 Brad Lidge, R (8, 1) | | | | | | | | | | 0 | 0 | 0 | 0 | 0 | 0 | 0 |
| 8 Shane Victorino, S (1, 8)<br>OBP: 0.280, SLG: 0.348 | x 0-0 ② F7 | | | S S S 0-3 ① K | | x 0-0 ① F8 | B 1-0 ③ CS 1-2 | x 0-0 ① G4-3 | | 3 | 0 | 0 | 0 | 0 | 1 | 0 |
| 83 Rich Thompson, L (7, 8)<br>OBP: 0.429, SLG: 0.333 | | | | | | | | | | 1 | 0 | 0 | 0 | 0 | 0 | 0 |
| 12 Matt Stairs, L (1, 7)<br>OBP: 0.298, SLG: 0.476 | B B B B 4-0 BB | | | S S S 0-3 ② K | | x 0-0 ② G4-3 | | x 0-0 34 G6-4-3 1B | | 2 | 0 | 0 | 0 | 1 | 1 | 0 |
| 27 Chris Coste, R (7, 3)<br>OBP: 0.231, SLG: 0.136 | | | | | | | | | | 1 | 0 | 1 | 0 | 0 | 0 | 0 |
| 6 Ryan Howard, L (1, 3)<br>OBP: 0.382, SLG: 0.724 | x 0-0 ③ G3 | | | S B C X 1-2 HR | | S S S 0-3 ③ K | | x 0-0 ②③ G6-4-3 1-2f | | 3 | 1 | 1 | 1 | 0 | 1 | 1 |
| 34 Pablo Ozuna, R (6, 5)<br>OBP: 0.390, SLG: 0.405 | | | | | | | | | | 1 | 0 | 0 | 0 | 0 | 0 | 1 |
| Geoff Jenkins, L (1, 9)<br>OBP: 0.306, SLG: 0.357 | | x 0-0 ① G5-3 | | B B B B 4-0 4 HBP BB | | | x 0-0 ① G4-3 | | S S S 0-3 ① K | 3 | 0 | 0 | 0 | 1 | 1 | 0 |
| 4 Eric Bruntlett, R (1, 5)<br>OBP: 0.461, SLG: 0.500 | | x 0-0 ② G6-3 | | H 1-0 22 FC6-4 1-2 HBP | | | B B B 4-0 22 BB 51 HR BB | | x 0-0 ② F7 | 2 | 1 | 0 | 0 | 1 | 0 | 0 |
| (6, 3) | | | | | | | | | | | | | | | | |
| (7, 6) | | | | | | | | | | | | | | | | |
| 22 Marcus Giles, R (1, 4)<br>OBP: 0.302, SLG: 0.250 | B B B B 4-0 51 PO BB | | | x 0-0 ③ FC6-4 1-2f | | | B B B B 4-0 51 HR 1-2 BB | | x 0-0 ③ F7 | 2 | 1 | 0 | 0 | 2 | 0 | 2 |
| 51 Carlos Ruiz, R (1, 2)<br>OBP: 0.448, SLG: 0.654 | C 1 SAFE 0-1 ③ PO 1-2 | x 0-0 50 FC2-5 2B | | | x 0-0 ① P4 | | B C B X 2-1 1-H 2-H HR | | | 3 | 1 | 2 | 3 | 0 | 0 | 0 |
| 50 Jamie Moyer, L (1, 1) | | x 0-0 ① FC2-5 11 G4-6-3 2-3 | | | x 0-0 ② G5-3 | | C C C 0-3 ② K | | | 2 | 0 | 0 | 0 | 0 | 0 | 1 |
| 47 Scott Eyre, L (6, 1) | | | | | | | | | | 0 | 0 | 0 | 0 | 0 | 0 | 0 |
| 40 John Mayberry Jr., R (7, PH)<br>OBP: 0.304, SLG: 0.492 | | | | | | | | | | 1 | 0 | 0 | 0 | 0 | 1 | 0 |
| (7, 7) | | | | | | | | | | | | | | | | |

| | AB | 27 |
|---|---|---|
| | R | 4 |
| | H | 4 |
| | RBI | 4 |
| | BB | 6 |
| | SO | 7 |
| | LOB | 6 |

| Inning Stats | | | | | | | | | | | | | | | | | | | | |
|---|---|---|---|---|---|---|---|---|---|---|---|---|---|---|---|---|---|---|---|---|
| | R: 0 | H: 0 | R: 0 | H: 0 | R: 0 | H: 1 | R: 1 | H: 1 | R: 0 | H: 0 | R: 0 | H: 0 | R: 3 | H: 1 | R: 0 | H: 1 | R: 0 | H: 0 | 1B: 1 | SF: 0 | WP: 0 | PA: 36 |
| | E: 0 | LOB: 1 | E: 0 | LOB: 0 | E: 0 | LOB: 0 | E: 0 | LOB: 2 | E: 0 | LOB: 0 | E: 0 | LOB: 0 | E: 0 | LOB: 0 | E: 0 | LOB: 0 | E: 0 | LOB: 0 | 2B: 1 | SAC: 0 | PB: 0 | |
| | K: 1 | BB: 1 | K: 0 | BB: 1 | K: 0 | BB: 0 | K: 2 | BB: 1 | K: 1 | BB: 0 | K: 1 | BB: 0 | K: 1 | BB: 3 | K: 0 | BB: 0 | K: 1 | BB: 0 | 3B: 0 | DP: 2 | SB: 0 | |
| | S: 5 | P: 9 | S: 3 | P: 7 | S: 3 | P: 3 | S: 10 | P: 16 | S: 5 | P: 5 | S: 5 | P: 5 | S: 6 | P: 21 | S: 3 | P: 3 | S: 5 | P: 5 | HR: 2 | HBP: 1 | CS: 1 | |

| PITCHER | | IP | WLS | BF | H | R | ER | SO | BB | IBB | HBP | BLK | WP | HR | S | P | ERA | WHIP |
|---|---|---|---|---|---|---|---|---|---|---|---|---|---|---|---|---|---|---|
| 45 Ian Snell, R<br>ERA: 5.11 | (1, 1) | 6.0 | W | 22 | 2 | 1 | 1 | 5 | 3 | 0 | 1 | 0 | 0 | 1 | 31 | 45 | 1.50 | 0.833 |
| 54 Denny Bautista, R<br>ERA: 7.59 | (7, 1) | 1.0 | | 6 | 1 | 3 | 3 | 1 | 3 | 0 | 0 | 0 | 0 | 1 | 6 | 21 | 27.00 | 4.000 |
| 34 John Grabow, L<br>ERA: 3.6 | (8, 1) | 1.0 | H | 3 | 1 | 0 | 0 | 0 | 0 | 0 | 0 | 0 | 0 | 0 | 3 | 3 | 0.00 | 1.000 |
| 55 Matt Capps, R<br>ERA: 3.6 | (9, 1) | 1.0 | | 3 | 0 | 0 | 0 | 1 | 0 | 0 | 0 | 0 | 0 | 0 | 5 | 5 | 0.00 | 0.000 |

| PITCHER | IP | WLS | BF | H | R | ER | SO | BB | IBB | HBP | BLK | WP | HR | S | P | ERA | WHIP |
|---|---|---|---|---|---|---|---|---|---|---|---|---|---|---|---|---|---|

# BOTTOM

Philadelphia Phillies @ Pittsburgh Pirates
McKechnie Field, Bradenton, FL
Sat Mar 28 2009, 1:05 PM EDT
Att. 5,694 - Sunny - 84 F

livebaseballscorecards.com

| Batter | 1 | 2 | 3 | 4 | 5 | 6 | 7 | 8 | 9 | AB | R | H | RBI | BB | SO | LOB |
|---|---|---|---|---|---|---|---|---|---|---|---|---|---|---|---|---|
| 22 Andrew McCutchen, R (1, 8)<br>OBP: 0.416, SLG: 0.554 | 10 2B<br>25 G4-3<br>2B | 2B | | | 3-2 HR | E1<br>10 FC4-6<br>2-H 3-H 1B | | 69 HR<br>2B | | 5 | 3 | 5 | 2 | 0 | 0 | 0 |
| 10 Brian Bixler, R (1, 4)<br>OBP: 0.407, SLG: 0.500<br>Jim Negrych, L (7, 4) | 25 G4-3<br>35 1B<br>2-3<br>2B | G5-3 ③ | | | 5 G4-3<br>25 BB<br>1B | FC4-6 ①<br>18 FC3-6<br>1-2f | | F9 ② | | 4<br>1 | 1<br>0 | 2<br>0 | 0<br>0 | 0<br>0 | 0<br>0 | 2<br>1 |
| 18 Craig Monroe, R (1, 9)<br>OBP: 0.313, SLG: 0.667<br>Robbie Grossman, S (7, 9) | K ① | G5-3 ① | | | F7 ① | FC3-6 ②<br>25 2B<br>1-2f | | 69 HR<br>BB | | 4<br>0 | 1<br>1 | 0<br>0 | 0<br>0 | 0<br>1 | 1<br>0 | 4<br>0 |
| 25 Adam LaRoche, L (1, 3)<br>OBP: 0.263, SLG: 0.333<br>69 Garrett Jones, L (6, PR)<br>OBP: 0.393, SLG: 0.612 (7, 3) | G4-3 ②<br>2-3 3-H | K ② | | | 5 G4-3<br>1-2 BB | 1-H 2B | | 1-H 2-H HR | | 3<br>1 | 0<br>1 | 1<br>1 | 2<br>3 | 1<br>0 | 1<br>0 | 1<br>0 |
| 5 Ramón Vázquez, L (1, 5)<br>OBP: 0.292, SLG: 0.364<br>Brian Friday, R (7, 6) | 35 1B<br>HBP | K ③ | | | G4-3 ②<br>1-2 2-3 | K ③ | | P2 ③ | | 3<br>1 | 0<br>0 | 0<br>0 | 0<br>0 | 0<br>0 | 2<br>0 | 3<br>0 |
| 35 Jason Jaramillo, S (1, 2)<br>OBP: 0.229, SLG: 0.156 | 1-2 3-H 1B | | | G4-3 ① | K ③ | | G6-3 ① | | | 4 | 0 | 1 | 1 | 0 | 1 | 2 |
| 68 Jeff Salazar, L (1, 7)<br>OBP: 0.370, SLG: 0.543 | K ③ | | | 36 BLK<br>1B | | 36 1B<br>3 2B<br>HBP | 36 G4-3<br>1B | | | 3 | 1 | 2 | 0 | 0 | 1 | 2 |
| 36 Luis Alfonso Cruz, R (1, 6)<br>OBP: 0.244, SLG: 0.205 (7, 5) | | K ① | F7 ② | | | 3 2B<br>22 1B<br>1-2 1B | G4-3 ②③<br>1-2f | | | 4 | 1 | 1 | 0 | 0 | 1 | 2 |
| 45 Ian Snell, R (1, 1)<br>3 Nyjer Morgan, L (6, PH)<br>OBP: 0.295, SLG: 0.266<br>54 Denny Bautista, R (7, 1)<br>34 John Grabow, L (8, 1)<br>75 Erik Kratz, R (8, PH)<br>OBP: 0.400, SLG: 0.500<br>55 Matt Capps, R (9, 1) | | K ② | | L4 ③ | | 22 E<br>1-3 2-H 2B | | K ① | | 2<br>1<br>0<br>0<br>1<br>0 | 0<br>1<br>0<br>0<br>0<br>0 | 0<br>1<br>0<br>0<br>0<br>0 | 0<br>1<br>0<br>0<br>0<br>0 | 1<br>0<br>0<br>0<br>0<br>0 | 1<br>0<br>0<br>0<br>1<br>0 | 1<br>0<br>0<br>0<br>0<br>0 |
| Inning Stats | R: 2 E: 0 K: 2 S: 10<br>H: 3 LOB: 2 BB: 0 P: 11 | R: 0 E: 0 K: 2 S: 8<br>H: 1 LOB: 1 BB: 0 P: 8 | R: 0 E: 0 K: 2 S: 7<br>H: 0 LOB: 0 BB: 0 P: 7 | R: 0 E: 0 K: 0 S: 5<br>H: 1 LOB: 1 BB: 0 P: 5 | R: 1 E: 0 K: 1 S: 9<br>H: 2 LOB: 2 BB: 1 P: 16 | R: 4 E: 1 K: 1 S: 9<br>H: 4 LOB: 1 BB: 0 P: 10 | R: 0 E: 0 K: 0 S: 3<br>H: 1 LOB: 0 BB: 0 P: 3 | R: 3 E: 0 K: 1 S: 8<br>H: 2 LOB: 0 BB: 1 P: 14 | | 1B: 6<br>2B: 6<br>3B: 0<br>HR: 2 | SF: 0<br>SAC: 0<br>DP: 1<br>HBP: 2 | | | WP: 0<br>PB: 0<br>SB: 0<br>CS: 0 | PA: 41 | |

| PITCHER | | IP | WLS | BF | H | R | ER | SO | BB | IBB | HBP | BLK | WP | HR | S | P | ERA | WHIP |
|---|---|---|---|---|---|---|---|---|---|---|---|---|---|---|---|---|---|---|
| 50 Jamie Moyer, L<br>ERA: 5.4 | (1, 1) | 5.2 | L | 31 | 11 | 7 | 7 | 7 | 1 | 0 | 2 | 1 | 0 | 1 | 45 | 54 | 11.12 | 2.118 |
| 47 Scott Eyre, L<br>ERA: 7.56 | (6, 1) | 0.1 | | 1 | 0 | 0 | 0 | 1 | 0 | 0 | 0 | 0 | 0 | 0 | 3 | 3 | 0.00 | 0.000 |
| 44 Gary Majewski, R<br>ERA: 3.0 | (7, 1) | 1.0 | | 3 | 1 | 0 | 0 | 0 | 0 | 0 | 0 | 0 | 0 | 0 | 3 | 3 | 0.00 | 1.000 |
| 54 Brad Lidge, R<br>ERA: 6.0 | (8, 1) | 1.0 | | 6 | 2 | 3 | 3 | 1 | 1 | 0 | 0 | 0 | 0 | 1 | 8 | 14 | 27.00 | 3.000 |

| PITCHER | IP | WLS | BF | H | R | ER | SO | BB | IBB | HBP | BLK | WP | HR | S | P | ERA | WHIP |
|---|---|---|---|---|---|---|---|---|---|---|---|---|---|---|---|---|---|

# Pittsburgh Pirates @ New York Yankees

George M. Steinbrenner Field, Tampa, FL

Sun Mar 29 2009, 1:15 PM EDT

Att. 10,580 - Cloudy - 70 F

TOP

livebaseballscorecards.com

| Batter | 1 | 2 | 3 | 4 | 5 | 6 | 7 | 8 | 9 | AB | R | H | RBI | BB | SO | LOB |
|---|---|---|---|---|---|---|---|---|---|---|---|---|---|---|---|---|
| 3 Nyjer Morgan, L (1, 7)<br>OBP: 0.250, SLG: 0.275 | 0-1 G5-3 | | 2-1 B5-3 | | 1-2 13 1B; 41 HR; 1-3 1B | 0-2 13 S 1B | | 0-3 K | | 5 | 1 | 2 | 0 | 0 | 1 | 0 |
| 12 Freddy Sanchez, R (1, 4)<br>OBP: 0.340, SLG: 0.419<br>36 Luis Alfonso Cruz, R (6, 4)<br>OBP: 0.238, SLG: 0.200 | 2-2 41 L4-6 2B | | 1-2 1B | | 0-1 SF7 3-H | 0-3 K | | | 2-1 P6 | 3 | 0 | 2 | 1 | 0 | 1 | 1 |
| | | | | | | | | | | 1 | 0 | 0 | 0 | 0 | 0 | 0 |
| 13 Nate McLouth, L (1, 8)<br>OBP: 0.415, SLG: 0.565<br>22 Andrew McCutchen, R (6, 8)<br>OBP: 0.423, SLG: 0.561 | 4-0 BB | | 1 SAFE 2-3 K | | 2-1 41 HR 1B | 1-3 K 1-2 | | | 0-2 35 1B; 37 FC3-2 1B | 3 | 1 | 1 | 0 | 1 | 2 | 2 |
| | | | | | | | | | | 1 | 0 | 1 | 0 | 0 | 0 | 0 |
| 41 Ryan Doumit, S (1, 2)<br>OBP: 0.345, SLG: 0.540<br>35 Jason Jaramillo, S (5, 2)<br>OBP: 0.243, SLG: 0.176 | 0-0 L4-6 2-2 | | | 2-2 25 G6-3; 44 E 2B | 0-0 1-H 3-H HR | 0-3 K | | | 2-1 37 FC3-2 1-3 1B | 3 | 2 | 2 | 3 | 0 | 0 | 2 |
| | | | | | | | | | | 2 | 0 | 1 | 0 | 0 | 1 | 1 |
| 25 Adam LaRoche, L (1, 3)<br>OBP: 0.279, SLG: 0.397<br>37 Andy Phillips, R (7, 3)<br>OBP: 0.471, SLG: 0.563 | | 1-2 L4 | | 1-1 G6-3 2-3 | 1-1 HR | | 0-0 16 G1-6-3 1B | | 1-2 FC3-2 1-2 3-H | 4 | 1 | 2 | 1 | 0 | 0 | 1 |
| | | | | | | | | | | 1 | 0 | 0 | 0 | 0 | 0 | 2 |
| 16 Eric Hinske, L (1, 10)<br>OBP: 0.407, SLG: 0.591<br>69 Garrett Jones, L (9, PH)<br>OBP: 0.386, SLG: 0.600 | | 3-1 HR | | 4-1 44 E BB | 2-2 G4-3 | | 0-0 G1-6-3 1-2f | | 3-2 F7 | 3 | 1 | 1 | 1 | 1 | 0 | 1 |
| | | | | | | | | | | 1 | 0 | 0 | 0 | 0 | 0 | 2 |
| 44 Brandon Moss, L (1, 9)<br>OBP: 0.341, SLG: 0.385<br>68 Jeff Salazar, L (7, 9)<br>OBP: 0.370, SLG: 0.543 | | 2-1 15 G5-4-3 1B | | 4-2 E2 15 G6-4-3 1-2 3-H BB | 0-2 15 2B 1B | | 0-3 K | | | 3 | 1 | 2 | 0 | 1 | 1 | 0 |
| | | | | | | | | | | 0 | 0 | 0 | 0 | 0 | 0 | 0 |
| 15 Andy LaRoche, R (1, 5)<br>OBP: 0.458, SLG: 0.489 | | 0-0 G5-4-3 1-2f | | 1-1 G6-4-3 1-2f | 3-1 1-H 2B | | | 0-3 K | | 4 | 0 | 1 | 1 | 0 | 1 | 3 |
| 10 Brian Bixler, R (1, 6)<br>OBP: 0.397, SLG: 0.483 | | | 2-2 F9 | | 1-2 3 1B; 12 SF7 1B<br>0-0 F7 | | | 0-3 K | | 4 | 1 | 1 | 0 | 0 | 1 | 1 |
| Inning Stats | R: 0 E: 0 K: 0 S: 6 H: 1 LOB: 1 BB: 1 P: 12 | R: 1 E: 0 K: 0 S: 8 H: 2 LOB: 0 BB: 0 P: 14 | R: 0 E: 0 K: 1 S: 12 H: 1 LOB: 0 BB: 0 P: 19 | R: 1 E: 1 K: 0 S: 14 H: 1 LOB: 1 BB: 2 P: 26 | R: 6 E: 0 K: 0 S: 23 H: 7 LOB: 1 BB: 0 P: 33 | R: 0 E: 0 K: 3 S: 12 H: 1 LOB: 1 BB: 0 P: 13 | R: 0 E: 0 K: 1 S: 5 H: 1 LOB: 0 BB: 0 P: 5 | R: 0 E: 0 K: 3 S: 9 H: 0 LOB: 0 BB: 0 P: 9 | R: 0 E: 0 K: 0 S: 14 H: 2 LOB: 2 BB: 0 P: 21 | 1B: 10 2B: 4 3B: 0 HR: 3 SF: 1 SAC: 0 DP: 4 HBP: 0 | | | | | | | |

| | AB | 38 |
|---|---|---|
| | R | 8 |
| | H | 16 |
| | RBI | 7 |
| | BB | 3 |
| | SO | 8 |
| | LOB | 16 |

WP: 0 PB: 0 SB: 1 CS: 0 PA: 42

| PITCHER | | IP | WLS | BF | H | R | ER | SO | BB | IBB | HBP | BLK | WP | HR | S | P | ERA | WHIP |
|---|---|---|---|---|---|---|---|---|---|---|---|---|---|---|---|---|---|---|
| 34 A.J. Burnett, R<br>ERA: 3.72 | (1, 1) | 4.1 | | 23 | 10 | 7 | 6 | 1 | 3 | 0 | 0 | 0 | 0 | 3 | 53 | 89 | 12.46 | 3.000 |
| 43 Damaso Marte, L<br>ERA: 5.79 | (5, 1) | 0.2 | B | 4 | 2 | 1 | 1 | 0 | 0 | 0 | 0 | 0 | 0 | 0 | 10 | 15 | 13.50 | 3.000 |
| 42 Mariano Rivera, R<br>ERA: | (6, 1) | 1.0 | | 4 | 1 | 0 | 0 | 3 | 0 | 0 | 0 | 0 | 0 | 0 | 12 | 13 | 0.00 | 1.000 |
| 48 Phil Coke, L<br>ERA: 1.54 | (7, 1) | 2.0 | W | 6 | 1 | 0 | 0 | 4 | 0 | 0 | 0 | 0 | 0 | 0 | 14 | 14 | 0.00 | 0.500 |
| 41 Jose Veras, R<br>ERA: 2.0 | (9, 1) | 1.0 | S | 5 | 2 | 0 | 0 | 0 | 0 | 0 | 0 | 0 | 0 | 0 | 14 | 21 | 0.00 | 2.000 |

| PITCHER | IP | WLS | BF | H | R | ER | SO | BB | IBB | HBP | BLK | WP | HR | S | P | ERA | WHIP |
|---|---|---|---|---|---|---|---|---|---|---|---|---|---|---|---|---|---|

# BOTTOM

## Pittsburgh Pirates @ New York Yankees

George M. Steinbrenner Field, Tampa, FL

Sun Mar 29 2009, 1:15 PM EDT

Att. 10,580 - Cloudy - 70 F

livebaseballscorecards.com

| Batter | 1 | 2 | 3 | 4 | 5 | 6 | 7 | 8 | 9 | AB | R | H | RBI | BB | SO | LOB |
|---|---|---|---|---|---|---|---|---|---|---|---|---|---|---|---|---|
| 2 Derek Jeter, R (1, 6)<br>OBP: 0.367, SLG: 0.444<br>53 Melky Cabrera, S (6, 7)<br>OBP: 0.417, SLG: 0.491 (7, 9) (8, 8) | 0-1 18 1B 33 G5-3 1B | 3-2 F9 ③ | | 3-2 SF9 ① 2-3 3-H | 1 SAFE 3-2 G6-3 ①② 1-2 | | 1-1 FC1-2 ② 3-H | | | 3<br>1 | 1<br>0 | 1<br>0 | 1<br>0 | 0<br>0 | 0<br>0 | 3<br>1 |
| 18 Johnny Damon, L (1, 7)<br>OBP: 0.359, SLG: 0.431<br>14 Angel Berroa, R (5, PR)<br>OBP: 0.370, SLG: 0.585 (6, 5) | 1-2 55 G3-1 33 G5-3 1-3 1B | 0-1 G3-1 ① | 1-2 33 2B 55 1B 1-3 3-H 1B | 1-0 2B | | | 0-1 P3 ③ | | | 4<br>1 | 1<br>0 | 3<br>0 | 1<br>0 | 0<br>0 | 0<br>0 | 0<br>1 |
| 33 Nick Swisher, S (1, 3)<br>OBP: 0.418, SLG: 0.405 | 1-1 G5-3 ① 1-2 3-H | 4-2 55 FC5-4 BB | 0-0 55 1B 24 FC3-6 1-3 3-H 2B | 0-0 G3 ③ | | | | 4-0 1B 1B BB | | 3 | 2 | 1 | 2 | 2 | 0 | 2 |
| 55 Hideki Matsui, L (1, 10)<br>OBP: 0.341, SLG: 0.432<br>Eric Fryer, R (6, PR)<br>OBP: 1.000, SLG: 1.000 (7, 10) | 2-0 G3-1 ② 2-3 | 0-2 FC5-4 ② 20 FC6-4 1-2f | 0-0 20 BB 24 E 2-3 3-H 1B | | | 4-0 BB | | 0-0 E 1B 1-2 1B | | 3<br>1 | 1<br>0 | 1<br>1 | 1<br>0 | 1<br>0 | 0<br>0 | 2<br>0 |
| 20 Jorge Posada, S (1, 2)<br>OBP: 0.381, SLG: 0.472<br>26 José Molina, R (6, 2)<br>OBP: 0.319, SLG: 0.279 | 1-3 K ③ | 3-1 FC6-4 ③ 1-2f | 4-1 24 FC3-6 1-2 BB | | | 0-0 F7 ① | | 1-0 F8 ① | | 2<br>2 | 0<br>0 | 0<br>0 | 0<br>0 | 1<br>0 | 1<br>0 | 2<br>3 |
| 24 Robinson Canó, L (1, 4)<br>OBP: 0.388, SLG: 0.630<br>Carmen Angelini, R (7, 6)<br>OBP: 1.000, SLG: 1.000 | 0-1 G6-3 ① | 1-2 HR | 2-2 FC3-6 22 1B 1-2 2-H 3-H | | | 0-3 K ② | | 1-0 E8 1-3 2-H 1B | | 4<br>1 | 1<br>0 | 1<br>1 | 2<br>1 | 0<br>0 | 1<br>0 | 2<br>0 |
| 22 Xavier Nady, R (1, 9)<br>OBP: 0.339, SLG: 0.518<br>Seth Fortenberry, L (7, 7) | 1-0 11 FC6-4 2B | 4-0 11 1B 90 1B 2 SF9 BB | 0-0 1-3 1B | | | 0-3 K ③ | | 1-3 K ② | | 3<br>1 | 1<br>0 | 2<br>0 | 0<br>0 | 1<br>0 | 1<br>1 | 1<br>2 |
| 90 Ramiro Pena, S (1, 5)<br>OBP: 0.379, SLG: 0.396 (6, 6) (7, 4)<br>84 Justin Snyder, L (8, 4) | 3-1 E6 11 FC6-4 | 0-0 2 SF9 11 1B 18 1B 1-2 1B<br>0-0 F8 ③ | | | | | 4-1 11 SH5-3 11 WP 53 FC1-2 BB | 0-1 G3-1 ③ | | 3<br>1 | 1<br>0 | 1<br>0 | 0<br>0 | 1<br>0 | 0<br>0 | 3<br>2 |
| 11 Brett Gardner, L (1, 8)<br>OBP: 0.448, SLG: 0.673<br>Melky Mesa, R (8, 9) | 0-1 FC6-4 ② 1-2f 2-3 | | 0-0 18 1B 33 2B 1-2 2-3 1B | 0-0 2 CS 1B | | | 1-1 SH5-3 ① 1-3 | | | 3<br>0 | 1<br>0 | 2<br>0 | 0<br>0 | 0<br>0 | 0<br>0 | 2<br>0 |
| Inning Stats | R: 1 E: 0 K: 1 S: 14 H: 2 LOB: 1 BB: 0 P: 19 | R: 0 E: 1 K: 0 S: 10 H: 1 LOB: 2 BB: 0 P: 17 | R: 0 E: 0 K: 0 S: 10 H: 0 LOB: 1 BB: 1 P: 17 | R: 7 E: 1 K: 0 S: 18 H: 7 LOB: 2 BB: 2 P: 33 | R: 0 E: 0 K: 0 S: 6 H: 2 LOB: 1 BB: 0 P: 10 | R: 0 E: 0 K: 2 S: 7 H: 0 LOB: 1 BB: 1 P: 11 | R: 0 E: 0 K: 0 S: 7 H: 0 LOB: 1 BB: 1 P: 13 | R: 1 E: 1 K: 1 S: 8 H: 2 LOB: 2 BB: 1 P: 15 | | 1B: 10 2B: 3 3B: 0 HR: 1 | | SF: 1 SAC: 1 DP: 0 HBP: 0 | | | WP: 1 PB: 0 SB: 0 CS: 1 | PA: 44 |

| | AB | 36 |
|---|---|---|
| | R | 9 |
| | H | 14 |
| | RBI | 8 |
| | BB | 6 |
| | SO | 4 |
| | LOB | 26 |

| PITCHER | IP | WLS | BF | H | R | ER | SO | BB | IBB | HBP | BLK | WP | HR | S | P | ERA | WHIP |
|---|---|---|---|---|---|---|---|---|---|---|---|---|---|---|---|---|---|
| 57 Zach Duke, L (1, 1)<br>ERA: 4.7 | 3.1 | | 23 | 9 | 8 | 8 | 1 | 3 | 0 | 0 | 0 | 0 | 1 | 48 | 80 | 21.60 | 3.600 |
| 17 Sean Burnett, L (4, 1)<br>ERA: 8.53 | 0.2 | | 3 | 1 | 0 | 0 | 0 | 0 | 0 | 0 | 0 | 0 | 0 | 4 | 6 | 0.00 | 1.500 |
| 38 Craig Hansen, R (5, 1)<br>ERA: 3.65 | 2.0 | | 8 | 2 | 0 | 0 | 2 | 1 | 0 | 0 | 0 | 0 | 0 | 13 | 21 | 0.00 | 1.500 |
| 74 Jason Davis, R (7, 1)<br>ERA: 1.38 | 2.0 | L | 10 | 2 | 1 | 1 | 1 | 2 | 0 | 0 | 0 | 1 | 0 | 15 | 28 | 4.50 | 2.000 |

| PITCHER | IP | WLS | BF | H | R | ER | SO | BB | IBB | HBP | BLK | WP | HR | S | P | ERA | WHIP |
|---|---|---|---|---|---|---|---|---|---|---|---|---|---|---|---|---|---|

# Cincinnati Reds @ Pittsburgh Pirates

McKechnie Field, Bradenton, FL

Mon Mar 30 2009, 1:05 PM EDT

Att. 2,968 - Sunny - 74 F

TOP

livebaseballscorecards.com

| Batter | 1 | 2 | 3 | 4 | 5 | 6 | 7 | 8 | 9 | AB | R | H | RBI | BB | SO | LOB |
|---|---|---|---|---|---|---|---|---|---|---|---|---|---|---|---|---|
| 3 Willy Taveras, R (1, 8)<br>OBP: 0.378, SLG: 0.289 | F9 | | F9 | | | F8 | L3 | | 1B | 2 | 0 | 0 | 0 | 0 | 0 | 0 |
| 80 Darnell McDonald, R (6, PH)<br>OBP: 0.340, SLG: 0.523 | | | | | | | 1-1 | | 1-2 | 3 | 0 | 1 | 0 | 0 | 0 | 2 |
| 21 Chris Dickerson, L (1, 7)<br>OBP: 0.350, SLG: 0.455 | G4-3 | | | F7 | | 31 G3 60 2B 2B | | 31 G5-3 60 2B 1B | K | 2 | 0 | 0 | 0 | 0 | 0 | 0 |
| 50 Laynce Nix, L (6, PH)<br>OBP: 0.314, SLG: 0.457 | | | | | | | | | | 3 | 2 | 2 | 0 | 0 | 1 | 2 |
| 19 Joey Votto, L (1, 3)<br>OBP: 0.333, SLG: 0.500 | BB | | | G4-3 | | G3 2-3 | | G5-3 1-2 | | 1 | 0 | 0 | 0 | 1 | 0 | 0 |
| 31 Jonny Gomes, R (6, PH)<br>OBP: 0.283, SLG: 0.571 | | | | | | | | | | 2 | 0 | 0 | 0 | 0 | 0 | 2 |
| 4 Brandon Phillips, R (1, 4)<br>OBP: 0.377, SLG: 0.404 | F9 | | | 1B | | 2B 3-H | | G6-3 2B 2-H | | 2 | 0 | 1 | 0 | 0 | 0 | 1 |
| 60 Adam Rosales, R (6, PH)<br>OBP: 0.314, SLG: 0.422 | | | | | | | | | | 2 | 0 | 2 | 2 | 0 | 0 | 0 |
| 32 Jay Bruce, L (1, 9)<br>OBP: 0.339, SLG: 0.491 | | K | | K | | BB | | G6-3 2-3 | | 2 | 0 | 0 | 0 | 0 | 2 | 1 |
| Chris Heisey, R (6, PH)<br>OBP: 0.500, SLG: 1.000 | | | | | | | | | | 1 | 0 | 0 | 0 | 1 | 0 | 1 |
| Jeff Keppinger, R (1, 5)<br>OBP: 0.155, SLG: 0.140 | | G6-3 | | | G3-1 | F9 | | G6-3 | | 2 | 0 | 0 | 0 | 0 | 0 | 0 |
| Neftali Soto, R (6, PH) | | | | | | | | | | 2 | 0 | 0 | 0 | 0 | 0 | 3 |
| 7 Paul Janish, R (1, 6)<br>OBP: 0.304, SLG: 0.442 | | 29 CS 1B | | | P2 | | F8 | | G5-3 | 2 | 0 | 1 | 0 | 0 | 0 | 0 |
| Zack Cozart, R (6, 6)<br>OBP: 0.400, SLG: 0.400 | | | | | | | | | | 2 | 0 | 0 | 0 | 0 | 0 | 0 |
| 29 Ryan Hanigan, R (1, 2)<br>OBP: 0.450, SLG: 0.629 | CS 1-2 | | F9 | | BB | | 1B | | 80 1B 1B | 1 | 0 | 0 | 0 | 1 | 0 | 0 |
| 26 Wilkin Castillo, S (6, 2)<br>OBP: 0.303, SLG: 0.313 | | | | | | | | | | 2 | 0 | 2 | 0 | 0 | 0 | 0 |
| 47 Johnny Cueto, R (1, 1) | | | G6-3 | | K | | 80 L3 1B 1-2 | | F8 | 2 | 0 | 0 | 0 | 0 | 1 | 1 |
| 25 David Weathers, R (6, 1) | | | | | | | | | | 0 | 0 | 0 | 0 | 0 | 0 | 0 |
| Danny Dorn, L (7, PH)<br>OBP: 0.500, SLG: 0.500 | | | | | | | | | | 1 | 0 | 1 | 0 | 0 | 0 | 0 |
| 57 Mike Lincoln, R (7, 1) | | | | | | | | | | 0 | 0 | 0 | 0 | 0 | 0 | 0 |
| 48 Francisco Cordero, R (8, 1) | | | | | | | | | | 0 | 0 | 0 | 0 | 0 | 0 | 0 |
| Kevyn Feiner, R (9, PH) | | | | | | | | | | 1 | 0 | 0 | 0 | 0 | 0 | 1 |
| 65 Josh Roenicke, R (9, 1) | | | | | | | | | | 0 | 0 | 0 | 0 | 0 | 0 | 0 |
| 52 Daniel Herrera, L (9, 1) | | | | | | | | | | 0 | 0 | 0 | 0 | 0 | 0 | 0 |

| | AB | 35 |
|---|---|---|
| | R | 2 |
| | H | 10 |
| | RBI | 2 |
| | BB | 3 |
| | SO | 4 |
| | LOB | 14 |

| Inning Stats | 1 | 2 | 3 | 4 | 5 | 6 | 7 | 8 | 9 |
|---|---|---|---|---|---|---|---|---|---|
| | R: 0 E: 0 K: 0 S: 3 | H: 0 LOB: 1 BB: 1 P: 7 | R: 0 E: 0 K: 1 S: 5 | H: 1 LOB: 0 BB: 0 P: 6 | R: 0 E: 0 K: 0 S: 3 | H: 0 LOB: 0 BB: 0 P: 3 | R: 0 E: 0 K: 1 S: 6 | H: 1 LOB: 1 BB: 0 P: 6 | R: 0 E: 0 K: 1 S: 5 | H: 0 LOB: 1 BB: 1 P: 9 | R: 1 E: 0 K: 0 S: 5 | H: 2 LOB: 2 BB: 1 P: 9 | R: 0 E: 0 K: 0 S: 4 | H: 2 LOB: 1 BB: 0 P: 4 | R: 1 E: 0 K: 0 S: 5 | H: 2 LOB: 1 BB: 0 P: 5 | R: 0 E: 0 K: 1 S: 7 | H: 2 LOB: 2 BB: 0 P: 7 |

| 1B: 7 | SF: 0 | WP: 0 | PA: 39 |
|---|---|---|---|
| 2B: 4 | SAC: 0 | PB: 0 | |
| 3B: 0 | DP: 1 | SB: 0 | |
| HR: 0 | HBP: 0 | CS: 1 | |

| PITCHER | | IP | WLS | BF | H | R | ER | SO | BB | IBB | HBP | BLK | WP | HR | S | P | ERA | WHIP |
|---|---|---|---|---|---|---|---|---|---|---|---|---|---|---|---|---|---|---|
| 49 Ross Ohlendorf, R<br>ERA: 0.87 | (1, 1) | 5.1 | | 20 | 3 | 1 | 1 | 3 | 2 | 0 | 0 | 0 | 0 | 0 | 24 | 33 | 1.69 | 0.938 |
| 54 Denny Bautista, R<br>ERA: 6.57 | (6, 1) | 1.2 | B | 8 | 3 | 0 | 0 | 0 | 1 | 0 | 0 | 0 | 0 | 0 | 7 | 11 | 0.00 | 2.400 |
| 43 Jesse Chavez, R<br>ERA: 10.24 | (8, 1) | 1.0 | | 5 | 2 | 1 | 1 | 0 | 0 | 0 | 0 | 0 | 0 | 0 | 5 | 5 | 9.00 | 2.000 |
| Chris Bootcheck, R<br>ERA: 4.26 | (9, 1) | 1.0 | W | 5 | 2 | 0 | 0 | 1 | 0 | 0 | 0 | 0 | 0 | 0 | 7 | 7 | 0.00 | 2.000 |

| PITCHER | | IP | WLS | BF | H | R | ER | SO | BB | IBB | HBP | BLK | WP | HR | S | P | ERA | WHIP |
|---|---|---|---|---|---|---|---|---|---|---|---|---|---|---|---|---|---|---|

| Batter | 1 | 2 | 3 | 4 | 5 | 6 | 7 | 8 | 9 | AB | R | H | RBI | BB | SO | LOB |
|---|---|---|---|---|---|---|---|---|---|---|---|---|---|---|---|---|
| 13 Nate McLouth, L (1, 8)<br>OBP: 0.411, SLG: 0.542 | G4-3 | | 1-0 12 FC5 1-2 HBP | L4 | | | G4-3 | | 0-0 37 S 35 1B 2-H 1B | 2 | 0 | 0 | 0 | 0 | 0 | 3 |
| 68 Jeff Salazar, L (7, 8)<br>OBP: 0.375, SLG: 0.542 | | | | | | | | | | 2 | 1 | 1 | 1 | 0 | 0 | 0 |
| 12 Freddy Sanchez, R (1, 4)<br>OBP: 0.340, SLG: 0.400 | BB | | FC5 1-2 2-3f | | F9 | | G5-3 | | BB 1-2 | 2 | 0 | 0 | 0 | 1 | 0 | 2 |
| 37 Andy Phillips, R (7, 4)<br>OBP: 0.474, SLG: 0.529 | | | | | | | | | | 1 | 0 | 0 | 0 | 1 | 0 | 0 |
| 41 Ryan Doumit, S (1, 2)<br>OBP: 0.345, SLG: 0.547 | F9 | | K | | 2B | | | G4-3 | 1B 2-H | 3 | 0 | 1 | 0 | 0 | 1 | 3 |
| 35 Jason Jaramillo, S (7, 2)<br>OBP: 0.256, SLG: 0.194 | | | | | | | | | | 2 | 0 | 1 | 1 | 0 | 0 | 0 |
| 16 Eric Hinske, L (1, 9)<br>OBP: 0.400, SLG: 0.600 | F7 | | | 25 F9 18 SF8 2B | P6 | | | BB | | 3 | 1 | 1 | 0 | 0 | 0 | 2 |
| James Boone, S (7, 9) | | | | | | | | | | 0 | 0 | 0 | 0 | 1 | 0 | 0 |
| 25 Adam LaRoche, L (1, 3)<br>OBP: 0.266, SLG: 0.377 | | F9 | | F9 2-3 | F7 | | | F8 | | 3 | 0 | 0 | 0 | 0 | 0 | 2 |
| 69 Garrett Jones, L (7, 3)<br>OBP: 0.379, SLG: 0.588 | | | | | | | | | | 1 | 0 | 0 | 0 | 0 | 0 | 1 |
| 18 Craig Monroe, R (1, 7)<br>OBP: 0.294, SLG: 0.635 | | F9 | | SF8 3-H | | F9 | | F9 | | 3 | 0 | 0 | 1 | 0 | 0 | 1 |
| 5 Ramón Vázquez, L (1, 5)<br>OBP: 0.296, SLG: 0.333 | | F8 | | 49 BB 2 BB BB | | F9 | | | K | 2 | 0 | 0 | 0 | 1 | 0 | 0 |
| 36 Luis Alfonso Cruz, R (7, 5)<br>OBP: 0.233, SLG: 0.195 | | | | | | | | | | 1 | 0 | 0 | 0 | 0 | 1 | 0 |
| 2 Jack Wilson, R (1, 6)<br>OBP: 0.250, SLG: 0.211 | | | K | 49 BB 1-2 BB | | G5-3 | | | 44 S 68 1B BB | 2 | 0 | 0 | 0 | 1 | 1 | 0 |
| Jose De Los Santos, R (7, 6) | | | | | | | | | | 0 | 1 | 0 | 0 | 1 | 0 | 0 |
| 49 Ross Ohlendorf, R (1, 1)<br>OBP: 0.500, SLG: 0.333 | | | 12 FC5 13 HBP 1B | 1-2 2-3 BB | | | F9 | | K 1-2 | 1 | 0 | 1 | 0 | 1 | 0 | 0 |
| 54 Denny Bautista, R (6, 1) | | | | | | | | | | 0 | 0 | 0 | 0 | 0 | 0 | 0 |
| 75 Erik Kratz, R (7, PH)<br>OBP: 0.333, SLG: 0.400 | | | | | | | | | | 1 | 0 | 0 | 0 | 0 | 0 | 0 |
| 43 Jesse Chavez, R (8, 1) | | | | | | | | | | 0 | 0 | 0 | 0 | 0 | 0 | 0 |
| Chris Bootcheck, R (9, 1) | | | | | | | | | | 0 | 0 | 0 | 0 | 0 | 0 | 0 |
| 44 Brandon Moss, L (9, PH)<br>OBP: 0.333, SLG: 0.375 | | | | | | | | | | 1 | 0 | 0 | 0 | 0 | 1 | 1 |
| Inning Stats | R: 0 E: 0 K: 0 S: 3 H: 0 LOB: 1 BB: 1 P: 7 | R: 0 E: 0 K: 0 S: 3 H: 0 LOB: 0 BB: 0 P: 3 | R: 0 E: 0 K: 2 S: 8 H: 1 LOB: 2 BB: 0 P: 9 | R: 1 E: 0 K: 0 S: 4 H: 1 LOB: 3 BB: 3 P: 16 | R: 0 E: 0 K: 0 S: 4 H: 1 LOB: 1 BB: 0 P: 4 | R: 0 E: 0 K: 0 S: 3 H: 0 LOB: 0 BB: 0 P: 3 | R: 0 E: 0 K: 0 S: 3 H: 0 LOB: 0 BB: 0 P: 3 | R: 0 E: 0 K: 0 S: 3 H: 0 LOB: 1 BB: 1 P: 7 | R: 2 E: 0 K: 2 S: 8 H: 2 LOB: 1 BB: 2 P: 16 | 1B: 3 2B: 2 3B: 0 HR: 0 | SF: 1 SAC: 0 DP: 0 HBP: 1 | | | | | | |

| PITCHER | | IP | WLS | BF | H | R | ER | SO | BB | IBB | HBP | BLK | WP | HR | S | P | ERA | WHIP |
|---|---|---|---|---|---|---|---|---|---|---|---|---|---|---|---|---|---|---|
| 47 Johnny Cueto, R<br>ERA: 1.57 | (1, 1) | 5.0 | | 23 | 3 | 1 | 1 | 2 | 4 | 0 | 1 | 0 | 0 | 0 | 22 | 39 | 1.80 | 1.400 |
| 25 David Weathers, R<br>ERA: 4.09 | (6, 1) | 1.0 | | 3 | 0 | 0 | 0 | 0 | 0 | 0 | 0 | 0 | 0 | 0 | 3 | 3 | 0.00 | 0.000 |
| 57 Mike Lincoln, R<br>ERA: 1.54 | (7, 1) | 1.0 | | 3 | 0 | 0 | 0 | 0 | 0 | 0 | 0 | 0 | 0 | 0 | 3 | 3 | 0.00 | 0.000 |
| 48 Francisco Cordero, R<br>ERA: 13.5 | (8, 1) | 1.0 | H | 4 | 0 | 0 | 0 | 0 | 1 | 0 | 0 | 0 | 0 | 0 | 3 | 7 | 0.00 | 1.000 |
| 65 Josh Roenicke, R<br>ERA: 4.0 | (9, 1) | 0.2 | L | 5 | 1 | 2 | 2 | 2 | 2 | 0 | 0 | 0 | 0 | 0 | 7 | 15 | 27.00 | 4.500 |

| PITCHER | | IP | WLS | BF | H | R | ER | SO | BB | IBB | HBP | BLK | WP | HR | S | P | ERA | WHIP |
|---|---|---|---|---|---|---|---|---|---|---|---|---|---|---|---|---|---|---|
| 52 Daniel Herrera, L<br>ERA: | (9, 1) | 0.0 | | 1 | 1 | 0 | 0 | 0 | 0 | 0 | 0 | 0 | 0 | 0 | 1 | 1 | ∞ | ∞ |

# BOTTOM

## Cincinnati Reds @ Pittsburgh Pirates

McKechnie Field, Bradenton, FL

Mon Mar 30 2009, 1:05 PM EDT

Att. 2,968 - Sunny - 74 F

livebaseballscorecards.com

| | |
|---|---|
| AB | 30 |
| R | 3 |
| H | 5 |
| RBI | 3 |
| BB | 7 |
| SO | 4 |
| LOB | 15 |

1B: 3 SF: 1 WP: 0 PA: 39
2B: 2 SAC: 0 PB: 0
3B: 0 DP: 0 SB: 2
HR: 0 HBP: 1 CS: 0

| Batter | 1 | 2 | 3 | 4 | 5 | 6 | 7 | 8 | 9 | AB | R | H | RBI | BB | SO | LOB |
|---|---|---|---|---|---|---|---|---|---|---|---|---|---|---|---|---|
| 3 Nyjer Morgan, L (1, 7)<br>OBP: 0.253, SLG: 0.278 | F7 | | 13 F9 12 FC5 1-2 1B | | G3 | | | 1B 3B | 1B 68 2B 1-2 2-3 3-H 1B | 3 | 0 | 1 | 0 | 0 | 0 | 0 |
| Quincy Latimore, R (7, 7)<br>OBP: 1.000, SLG: 2.000 | | | | | | | | | | 2 | 2 | 2 | 1 | 0 | 0 | 0 |
| 12 Freddy Sanchez, R (1, 4)<br>OBP: 0.321, SLG: 0.375 | G4-3 | | FC5 1-2 2-3f | | | L5 | | 3-H 1B | 68 2B 1-3 2-H 3-H 1B | 3 | 0 | 0 | 0 | 0 | 0 | 2 |
| Jim Negrych, L (7, 4)<br>OBP: 0.500, SLG: 0.500 | | | | | | | | | | 2 | 0 | 2 | 3 | 0 | 0 | 0 |
| 13 Nate McLouth, L (1, 8)<br>OBP: 0.390, SLG: 0.510 | F8 | | F9 2-3 | | | F7 | | F7 | 1-3 3-H 2B | 3 | 0 | 0 | 0 | 0 | 0 | 2 |
| 68 Jeff Salazar, L (7, 8)<br>OBP: 0.379, SLG: 0.560 | | | | | | | | | | 2 | 0 | 1 | 1 | 0 | 0 | 1 |
| 16 Eric Hinske, L (1, 10)<br>OBP: 0.353, SLG: 0.517 | | G4-3 | L6 | | | S S S K | | C C C K | P4 | 4 | 0 | 0 | 0 | 0 | 2 | 3 |
| 75 Erik Kratz, R (9, PH)<br>OBP: 0.286, SLG: 0.333 | | | | | | | | | | 1 | 0 | 0 | 0 | 0 | 0 | 2 |
| 25 Adam LaRoche, L (1, 3)<br>OBP: 0.254, SLG: 0.359 | | F7 | | C C C K | | | P6 | | BB 69 BB 35 BB 1B<br>G5-3 | 3 | 0 | 0 | 0 | 0 | 1 | 0 |
| 37 Andy Phillips, R (7, 3)<br>OBP: 0.476, SLG: 0.526 | | | | | | | | | | 2 | 1 | 1 | 0 | 0 | 0 | 2 |
| 44 Brandon Moss, L (1, 9)<br>OBP: 0.313, SLG: 0.349 | | F8 | | S S S K | | | G3-1 | | B B B B 35 BB BB 1-2 1B BB | 3 | 0 | 0 | 0 | 0 | 1 | 0 |
| 69 Garrett Jones, L (7, 9)<br>OBP: 0.390, SLG: 0.588 | | | | | | | | | | 0 | 1 | 0 | 0 | 1 | 0 | 0 |
| 5 Ramón Vázquez, L (1, 5)<br>OBP: 0.333, SLG: 0.370 | | | 2 HR 1B | F7 | | | 1B | | F3 | 3 | 1 | 2 | 0 | 0 | 0 | 0 |
| 36 Luis Alfonso Cruz, R (7, 5)<br>OBP: 0.227, SLG: 0.190 | | | | | | | | | | 1 | 0 | 0 | 0 | 0 | 0 | 2 |
| 2 Jack Wilson, R (1, 6)<br>OBP: 0.255, SLG: 0.293 | | | C B X 1-1 1-H HR | | G1 | | G5-3 | | B B B B 35 BB 1B 1B 1-2 2-3 BB | 3 | 1 | 1 | 2 | 0 | 0 | 1 |
| Jordy Mercer, R (7, 6) | | | | | | | | | | 0 | 1 | 0 | 0 | 1 | 0 | 0 |
| 35 Jason Jaramillo, S (1, 2)<br>OBP: 0.279, SLG: 0.184 | | | B B B B 12 FC5 3 1B BB | | G4-3 | | | G3-1 | B B B B 1B 1B 1-2 2-3 3-H BB | 2 | 1 | 0 | 1 | 2 | 0 | 0 |

# TOP

## Pittsburgh Pirates @ Minnesota Twins

Hammond Stadium, Fort Myers, FL

Tue Mar 31 2009, 1:05 PM EDT

Att. 4,536 - Partly Cloudy - 84 F

livebaseballscorecards.com

| | |
|---|---|
| AB | 37 |
| R | 8 |
| H | 10 |
| RBI | 8 |
| BB | 4 |
| SO | 4 |
| LOB | 15 |

| Inning Stats | 1 | 2 | 3 | 4 | 5 | 6 | 7 | 8 | 9 | 1B | SF | WP | PA |
|---|---|---|---|---|---|---|---|---|---|---|---|---|---|
| R | 0 | 0 | 2 | 0 | 0 | 0 | 0 | 1 | 5 | 7 | 0 | 0 | 41 |
| E | 0 | 0 | 0 | 0 | 0 | 0 | 0 | 0 | 0 | 2B 1 | SAC 0 | PB 0 | |
| K | 0 | 0 | 0 | 2 | 0 | 1 | 0 | 1 | 0 | 3B 1 | DP 0 | SB 0 | |
| S | 3 | 3 | 7 | 7 | 3 | 5 | 4 | 7 | 7 | HR 1 | HBP 0 | CS 0 | |
| H | 0 | 0 | 3 | 0 | 0 | 0 | 1 | 2 | 4 | | | | |
| LOB | 0 | 0 | 2 | 0 | 0 | 0 | 1 | 1 | 2 | | | | |
| BB | 0 | 0 | 1 | 0 | 0 | 0 | 0 | 0 | 3 | | | | |
| P | 3 | 3 | 12 | 7 | 3 | 5 | 4 | 7 | 19 | | | | |

| PITCHER | | IP | WLS | BF | H | R | ER | SO | BB | IBB | HBP | BLK | WP | HR | S | P | ERA | WHIP |
|---|---|---|---|---|---|---|---|---|---|---|---|---|---|---|---|---|---|---|
| 53 Nick Blackburn, R<br>ERA: 2.57 | (1, 1) | 5.0 | W | 19 | 3 | 2 | 2 | 2 | 1 | 0 | 0 | 0 | 0 | 1 | 23 | 28 | 3.60 | 0.800 |
| 18 Luis Ayala, R<br>ERA: | (6, 1) | 1.0 | H | 3 | 0 | 0 | 0 | 1 | 0 | 0 | 0 | 0 | 0 | 0 | 5 | 5 | 0.00 | 0.000 |
| 36 Joe Nathan, R<br>ERA: 3.0 | (7, 1) | 1.0 | H | 4 | 1 | 0 | 0 | 0 | 0 | 0 | 0 | 0 | 0 | 0 | 4 | 4 | 0.00 | 1.000 |
| Alex Burnett, R<br>ERA: 9.0 | (8, 1) | 1.0 | | 5 | 2 | 1 | 1 | 1 | 0 | 0 | 0 | 0 | 0 | 0 | 7 | 7 | 9.00 | 2.000 |
| Joe Testa, L<br>ERA: 135.0 | (9, 1) | 0.1 | | 7 | 3 | 5 | 5 | 0 | 3 | 0 | 0 | 0 | 0 | 0 | 4 | 16 | 135.00 | 18.000 |

| PITCHER | | IP | WLS | BF | H | R | ER | SO | BB | IBB | HBP | BLK | WP | HR | S | P | ERA | WHIP |
|---|---|---|---|---|---|---|---|---|---|---|---|---|---|---|---|---|---|---|
| Steven Blevins, R<br>ERA: | (9, 1) | 0.2 | | 3 | 1 | 0 | 0 | 0 | 0 | 0 | 0 | 0 | 0 | 0 | 3 | 3 | 0.00 | 1.500 |

# BOTTOM

| Batter | 1 | 2 | 3 | 4 | 5 | 6 | 7 | 8 | 9 | AB | R | H | RBI | BB | SO | LOB |
|---|---|---|---|---|---|---|---|---|---|---|---|---|---|---|---|---|
| 2 Denard Span, L (1, 8)<br>OBP: 0.256, SLG: 0.250 | 0-0 20 1B / 23 1B 1B | 0-0 ② SF9 2-3 3-H | 0-3 ③ K | | | 0-0 ① G1-3 | 93 E4 1-3 2-H 3-H 1B | 0-0 3-H 2B | | 3 | 1 | 1 | 1 | 0 | 1 | 2 |
| Edward Ovalle, R (7, PH) (8, 8)<br>OBP: 1.000, SLG: 1.500 | | | | | | | | | | 2 | 0 | 2 | 3 | 0 | 0 | 0 |
| 20 Matt Tolbert, S (1, 6)<br>OBP: 0.382, SLG: 0.448 | 0-0 23 1B / 32 CS 1-2 1B | 0-0 ③ G3-1 | | 0-0 ① G5-3 | | 0-0 ② F8 | 0-0 ② E4 2B 95 1B 2-2 | 0-0 ③ G6-3 | | 4 | 0 | 1 | 0 | 0 | 0 | 1 |
| 93 Estarlin De Los Santos, R (7, PH) (8, 6) | | | | | | | | | | 2 | 1 | 0 | 0 | 0 | 0 | 4 |
| 23 Brendan Harris, R (1, 4)<br>OBP: 0.417, SLG: 0.431 | 0-0 32 CS 1-3 2-H 1B | | 1-0 16 HR HBP | 0-0 ② F9 | | 0-0 2B | 0-0 95 1B 1-3 3-H 2B | | | 3 | 1 | 2 | 1 | 0 | 0 | 0 |
| Steve Singleton, L (6, PR) (7, 4)<br>OBP: 0.667, SLG: 1.000 | | | | | | | | | | 1 | 1 | 1 | 1 | 0 | 0 | 0 |
| 16 Jason Kubel, L (1, 7)<br>OBP: 0.419, SLG: 0.536 | 0-0 ① F7 | | 0-0 1-H HR | 0-0 ③ G4-3 | | 0-0 ③ F7 | 0-0 32 BB 2-H 3-H 1B | | | 4 | 1 | 1 | 2 | 0 | 0 | 3 |
| 95 Juan Portes, R (7, 7)<br>OBP: 0.500, SLG: 0.500 | | | | | | | | | | 1 | 0 | 1 | 2 | 0 | 0 | 0 |
| 32 Brian Buscher, L (1, 5)<br>OBP: 0.467, SLG: 0.500 | B B B B 4-0 ② 1-2 3-H BB | | 0-0 55 1B 1B 1B | | 0-0 WP 55 1B 1B | | 0-0 55 1B 1B 1B<br>4-0 1-2 BB | | | 3 | 2 | 3 | 0 | 2 | 0 | 0 |
| 55 Mike Redmond, R (1, 2)<br>OBP: 0.417, SLG: 0.419 | 0-0 ③ F8 | | 0-0 1B 1-3 1B | | 0-0 WP 1-2 1B | | 0-0 72 SF7 1-2 1B 1B<br>0-3 ③ K | | | 4 | 0 | 3 | 0 | 0 | 0 | 2 |
| 80 Jeff Christy, R (7, PR) (8, 2)<br>OBP: 0.625, SLG: 0.571 | | | | | | | | | | 1 | 1 | 0 | 0 | 0 | 1 | 2 |
| Matt Moses, L (1, 10)<br>OBP: 0.429, SLG: 0.571 | | 0-0 ① G4-3 | 0-0 1-2 3-H 1B | | 0-3 ① K 1-2 2-3 | | 0-0 72 SF7 1-2 2-3 1B 1B | 0-0 72 WP 2B 2B | | 5 | 2 | 3 | 1 | 0 | 1 | 2 |
| 72 Brock Peterson, R (1, 3)<br>OBP: 0.323, SLG: 0.444 | B B B B 4-0 92 1B 2 SF9 BB | | 0-0 ① F7 | | 0-0 ② F7 | | 0-0 ① SF7 1-2 2-3 3-H | 0-3 ① K 2-3 | | 3 | 1 | 0 | 1 | 1 | 1 | 5 |
| 92 Chris Parmelee, L (1, 9)<br>OBP: 0.400, SLG: 0.250 | 0-0 2 SF9 1-3 1B | | 0-0 ② L9 | | 0-0 ③ P5 | | B B B B 4-0 1B 2B BB | C C C 0-3 ② K | | 4 | 1 | 1 | 0 | 1 | 1 | 5 |
| Inning Stats | R: 1 H: 3<br>E: 0 LOB: 2<br>K: 0 BB: 1<br>S: 5 P: 9 | R: 1 H: 1<br>E: 0 LOB: 1<br>K: 0 BB: 1<br>S: 4 P: 8 | R: 3 H: 4<br>E: 0 LOB: 2<br>K: 1 BB: 0<br>S: 9 P: 10 | R: 0 H: 0<br>E: 0 LOB: 0<br>K: 0 BB: 0<br>S: 3 P: 3 | R: 0 H: 2<br>E: 0 LOB: 2<br>K: 1 BB: 0<br>S: 7 P: 7 | R: 0 H: 1<br>E: 0 LOB: 1<br>K: 0 BB: 0<br>S: 4 P: 4 | R: 6 H: 6<br>E: 1 LOB: 2<br>K: 1 BB: 2<br>S: 11 P: 19 | R: 1 H: 2<br>E: 0 LOB: 1<br>K: 2 BB: 0<br>S: 9 P: 9 | | 1B: 14 SF: 2<br>2B: 4 SAC: 0<br>3B: 0 DP: 0<br>HR: 1 HBP: 1 | | | | | | |

| PITCHER | | IP | WLS | BF | H | R | ER | SO | BB | IBB | HBP | BLK | WP | HR | S | P | ERA | WHIP |
|---|---|---|---|---|---|---|---|---|---|---|---|---|---|---|---|---|---|---|
| 27 Jeff Karstens, R<br>ERA: 6.17 | (1, 1) | 5.2 | L | 29 | 10 | 5 | 5 | 2 | 2 | 0 | 1 | 0 | 1 | 1 | 30 | 39 | 7.94 | 2.118 |
| 43 Jesse Chavez, R<br>ERA: 9.9 | (6, 1) | 0.1 | | 2 | 1 | 0 | 0 | 0 | 0 | 0 | 0 | 0 | 0 | 0 | 2 | 2 | 0.00 | 3.000 |
| 55 Matt Capps, R<br>ERA: 6.97 | (7, 1) | 0.1 | | 6 | 4 | 6 | 5 | 0 | 1 | 0 | 0 | 0 | 0 | 0 | 5 | 9 | 135.00 | 15.000 |
| Chris Bootcheck, R<br>ERA: 4.73 | (7, 1) | 0.2 | | 5 | 2 | 0 | 0 | 1 | 1 | 0 | 0 | 0 | 0 | 0 | 6 | 10 | 0.00 | 4.500 |
| 38 Craig Hansen, R<br>ERA: 4.05 | (8, 1) | 1.0 | | 5 | 2 | 1 | 1 | 2 | 0 | 0 | 0 | 0 | 1 | 0 | 9 | 9 | 9.00 | 2.000 |

| PITCHER | IP | WLS | BF | H | R | ER | SO | BB | IBB | HBP | BLK | WP | HR | S | P | ERA | WHIP |
|---|---|---|---|---|---|---|---|---|---|---|---|---|---|---|---|---|---|

# Pittsburgh Pirates @ Minnesota Twins

Hammond Stadium, Fort Myers, FL

Tue Mar 31 2009, 1:05 PM EDT

Att. 4,536 - Partly Cloudy - 84 F

livebaseballscorecards.com

| | |
|---|---|
| AB | 40 |
| R | 12 |
| H | 19 |
| RBI | 12 |
| BB | 4 |
| SO | 5 |
| LOB | 26 |

WP: 2 PA: 47
PB: 0
SB: 0
CS: 2

| Batter | 1 | 2 | 3 | 4 | 5 | 6 | 7 | 8 | 9 | AB | R | H | RBI | BB | SO | LOB |
|---|---|---|---|---|---|---|---|---|---|---|---|---|---|---|---|---|
| 2 Jacoby Ellsbury, L (1, 8)<br>OBP: 0.306, SLG: 0.448 | | | F8 | | G3 | | | 79 BB; 71 BB; 1B | K 1-2 | 3 | 0 | 1 | 0 | 0 | 0 | 0 |
| 85 David Mailman, L (5, 8)<br>OBP: 0.333, SLG: 0.333 | 15 G5-4-3; 1B | | | | | | | | | 2 | 0 | 1 | 0 | 0 | 1 | 1 |
| 15 Dustin Pedroia, R (1, 4)<br>OBP: 0.395, SLG: 0.485 | G5-4-3 1-2f | | G6-3 | | K | | | 86 G5-3; 79 BB; 1-2; BB | | 3 | 0 | 0 | 0 | 0 | 1 | 1 |
| 71 Angel Chavez, R (5, 4)<br>OBP: 0.415, SLG: 0.324 | | | | | | | | | | 0 | 0 | 0 | 0 | 1 | 0 | 0 |
| 54 Chris Carter, L (1, 3)<br>OBP: 0.375, SLG: 0.667 | K | | | 5 1B; 13 HR; 1B | | G4-3 | | K | | 4 | 1 | 1 | 0 | 0 | 2 | 2 |
| 5 Rocco Baldelli, R (1, 10)<br>OBP: 0.295, SLG: 0.425 | | 12 G6-4-3; 1B | | 13 HR; 1-2; 1B | | G6-3 | | 1-2; 2-3; BB | | 3 | 1 | 2 | 0 | 0 | 0 | 0 |
| 79 Mitchell Dening, L (8, PH)<br>(8, 10) | | | | | | | | | | 0 | 0 | 0 | 0 | 1 | 0 | 0 |
| 12 Jed Lowrie, S (1, 6)<br>OBP: 0.388, SLG: 0.633 | | G6-4-3 1-2f | | K | | K | | G5-3 2-3f | | 3 | 0 | 0 | 0 | 0 | 2 | 3 |
| 86 Joantoni Garcia, R (6, 6) | | | | | | | | | | 1 | 0 | 0 | 0 | 0 | 0 | 3 |
| 16 George Kottaras, L (1, 2)<br>OBP: 0.343, SLG: 0.500 | | 2B | | F9 | | | K | | F7 | 3 | 0 | 1 | 0 | 0 | 1 | 2 |
| 72 Luis Exposito, R (7, 2)<br>OBP: 0.250, SLG: 0.250 | | | | | | | | | | 1 | 0 | 0 | 0 | 0 | 0 | 0 |
| 13 Chip Ambres, R (1, 7)<br>OBP: 0.348, SLG: 0.579 | | BB | | 1-H; 2-H; HR | | | 75 F8; 2B | | HR | 3 | 2 | 3 | 4 | 1 | 0 | 0 |
| 75 Ryan Kalish, L (1, 9)<br>OBP: 0.429, SLG: 0.600 | | G3-1 | | F8 | | | F8 2-3 | | 85 S; BB | 3 | 0 | 0 | 0 | 1 | 0 | 3 |
| 70 Gil Velazquez, R (1, 5)<br>OBP: 0.319, SLG: 0.333 | | | F8 | | K | | F7 | | F7 | 4 | 0 | 0 | 0 | 0 | 1 | 2 |
| 95 Iggy Suarez, R (9, 5) | | | | | | | | | | 0 | 0 | 0 | 0 | 0 | 0 | 0 |
| Inning Stats | R: 0 E: 0 K: 1 S: 5 H: 1 LOB: 0 BB: 0 P: 5 | R: 0 E: 0 K: 0 S: 4 H: 2 LOB: 2 BB: 1 P: 8 | R: 0 E: 0 K: 0 S: 3 H: 0 LOB: 0 BB: 0 P: 3 | R: 3 E: 0 K: 1 S: 9 H: 3 LOB: 0 BB: 0 P: 9 | R: 0 E: 0 K: 2 S: 7 H: 0 LOB: 0 BB: 0 P: 7 | R: 0 E: 0 K: 1 S: 5 H: 0 LOB: 0 BB: 0 P: 5 | R: 0 E: 0 K: 1 S: 6 H: 1 LOB: 1 BB: 0 P: 6 | R: 0 E: 0 K: 1 S: 5 H: 1 LOB: 2 BB: 2 P: 13 | R: 1 E: 0 K: 1 S: 6 H: 1 LOB: 1 BB: 1 P: 11 | 1B: 5 2B: 2 3B: 0 HR: 2 SF: 0 SAC: 0 DP: 3 HBP: 0 | | | | | | | |

# TOP

## Boston Red Sox @ Pittsburgh Pirates

McKechnie Field, Bradenton, FL

Wed Apr 01 2009, 1:05 PM EDT

Att. 5,004 - Overcast - 84 F

livebaseballscorecards.com

| | |
|---|---|
| AB | 33 |
| R | 4 |
| H | 9 |
| RBI | 4 |
| BB | 4 |
| SO | 8 |
| LOB | 17 |

WP: 0 PB: 0 SB: 1 CS: 0 PA: 37

| PITCHER | IP | WLS | BF | H | R | ER | SO | BB | IBB | HBP | BLK | WP | HR | S | P | ERA | WHIP |
|---|---|---|---|---|---|---|---|---|---|---|---|---|---|---|---|---|---|
| 28 Paul Maholm, L (1, 1)<br>ERA: 1.52 | 4.0 | | 17 | 6 | 3 | 3 | 2 | 1 | 0 | 0 | 0 | 0 | 1 | 21 | 25 | 6.75 | 1.750 |
| 17 Sean Burnett, L (5, 1)<br>ERA: 7.9 | 1.0 | | 3 | 0 | 0 | 0 | 2 | 0 | 0 | 0 | 0 | 0 | 0 | 7 | 7 | 0.00 | 0.000 |
| 56 Donnie Veal, L (6, 1)<br>ERA: 3.46 | 1.0 | | 3 | 0 | 0 | 0 | 1 | 0 | 0 | 0 | 0 | 0 | 0 | 5 | 5 | 0.00 | 0.000 |
| 65 Juan Mateo, R (7, 1)<br>ERA: 3.38 | 1.0 | | 4 | 1 | 0 | 0 | 1 | 0 | 0 | 0 | 0 | 0 | 0 | 6 | 6 | 0.00 | 1.000 |
| Yoslan Herrera, R (8, 1)<br>ERA: | 1.0 | | 5 | 1 | 0 | 0 | 1 | 2 | 0 | 0 | 0 | 0 | 0 | 5 | 13 | 0.00 | 3.000 |

| PITCHER | IP | WLS | BF | H | R | ER | SO | BB | IBB | HBP | BLK | WP | HR | S | P | ERA | WHIP |
|---|---|---|---|---|---|---|---|---|---|---|---|---|---|---|---|---|---|
| 67 Daniel Haigwood, L (9, 1)<br>ERA: 4.5 | 1.0 | L | 5 | 1 | 1 | 1 | 1 | 1 | 0 | 0 | 0 | 0 | 1 | 6 | 11 | 9.00 | 2.000 |

# BOTTOM

| Batter | 1 | 2 | 3 | 4 | 5 | 6 | 7 | 8 | 9 | AB | R | H | RBI | BB | SO | LOB |
|---|---|---|---|---|---|---|---|---|---|---|---|---|---|---|---|---|
| 3 Nyjer Morgan, L (1, 7)<br>OBP: 0.277, SLG: 0.329 | G6-3 | | 13 HR 2B | 1-2 3-H 1B | | | 70 G3-1 2B | | HBP | 4 | 1 | 3 | 1 | 0 | 0 | 0 |
| Yoslan Herrera, R (8, 1) | | | | | | | | | | 0 | 0 | 0 | 0 | 0 | 0 | 0 |
| 67 Daniel Haigwood, R (9, 1) | | | | | | | | | | 0 | 0 | 0 | 0 | 0 | 0 | 0 |
| Eddie Prasch, L (9, PH) | | | | | | | | | | 0 | 0 | 0 | 0 | 0 | 0 | 0 |
| 12 Freddy Sanchez, R (1, 4)<br>OBP: 0.322, SLG: 0.373 | 1B | | G5-3 | L8 | | | G3-1<br>2-3 | | F9 | 3 | 0 | 1 | 0 | 0 | 0 | 3 |
| 70 Pedro Lopez, R (7, 4) | | | | | | | | | | 2 | 0 | 0 | 0 | 0 | 0 | 2 |
| 13 Nate McLouth, L (1, 8)<br>OBP: 0.387, SLG: 0.556 | F7 | | 2-H HR | G1-3 | | | G4-3 | | K | 3 | 1 | 1 | 2 | 0 | 0 | 3 |
| Robbie Grossman, S (7, 8) | | | | | | | | | | 2 | 0 | 0 | 0 | 0 | 1 | 2 |
| 41 Ryan Doumit, S (1, 2)<br>OBP: 0.344, SLG: 0.527 | F9 | | BB | | F8 | | BB | | | 2 | 0 | 0 | 0 | 1 | 0 | 1 |
| 35 Jason Jaramillo, S (6, 2)<br>OBP: 0.295, SLG: 0.184 | | | | | | | | | | 0 | 0 | 0 | 0 | 1 | 0 | 0 |
| 25 Adam LaRoche, L (1, 3)<br>OBP: 0.257, SLG: 0.358 | | 15 E 15 FC6 1B | F7 | | F8 | | K | | | 3 | 0 | 1 | 0 | 0 | 0 | 1 |
| Jamie Romak, R (7, 3) | | | | | | | | | | 1 | 0 | 0 | 0 | 0 | 1 | 2 |
| 44 Brandon Moss, L (1, 9)<br>OBP: 0.294, SLG: 0.326 | | K | K | | G4-3 | | | L6 | | 3 | 0 | 0 | 0 | 0 | 2 | 2 |
| Maiko Loyola, R (7, 9) | | | | | | | | | | 1 | 0 | 0 | 0 | 0 | 0 | 0 |
| 15 Andy LaRoche, R (1, 5)<br>OBP: 0.443, SLG: 0.469 | | FC6<br>1-3 | | K | | G3-1 | | F8 | | 2 | 0 | 0 | 0 | 0 | 1 | 1 |
| 5 Ramón Vázquez, L (5, 5)<br>OBP: 0.313, SLG: 0.345 | | | | | | | | | | 2 | 0 | 0 | 0 | 0 | 0 | 0 |
| 2 Jack Wilson, R (1, 6)<br>OBP: 0.260, SLG: 0.295 | | G5-3 | | 18 1B 3 1B 1B | | K2-3 | | K | | 3 | 1 | 1 | 0 | 0 | 1 | 2 |
| 65 Juan Mateo, R (7, 1) | | | | | | | | | | 0 | 0 | 0 | 0 | 0 | 0 | 0 |
| Jose De Los Santos, R (8, 6) | | | | | | | | | | 1 | 0 | 0 | 0 | 0 | 1 | 0 |
| 28 Paul Maholm, L (1, 1) | | K | | 3 1B 1-3 1B | | K | | | P3 | 1 | 0 | 0 | 0 | 0 | 1 | 2 |
| 18 Craig Monroe, R (4, PH)<br>OBP: 0.304, SLG: 0.641 | | | | | | | | | | 1 | 0 | 1 | 0 | 0 | 0 | 0 |
| 17 Sean Burnett, L (5, 1) | | | | | | | | | | 0 | 0 | 0 | 0 | 0 | 0 | 0 |
| 56 Donnie Veal, L (6, 1) | | | | | | | | | | 0 | 0 | 0 | 0 | 0 | 0 | 0 |
| 36 Luis Alfonso Cruz, R (6, PH)<br>OBP: 0.217, SLG: 0.182 | | | | | | | | | | 2 | 0 | 0 | 0 | 0 | 1 | 0 |
| (7, 6) | | | | | | | | | | | | | | | | |
| (8, 7) | | | | | | | | | | | | | | | | |
| Inning Stats | R: 0 E: 0 K: 0 S: 4 H: 1 LOB: 1 BB: 0 P: 4 | R: 0 E: 1 K: 2 S: 9 H: 1 LOB: 2 BB: 0 P: 9 | R: 2 E: 0 K: 1 S: 9 H: 2 LOB: 1 BB: 1 P: 16 | R: 1 E: 0 K: 1 S: 8 H: 3 LOB: 2 BB: 0 P: 8 | R: 0 E: 0 K: 0 S: 3 H: 0 LOB: 0 BB: 0 P: 3 | R: 0 E: 0 K: 2 S: 7 H: 0 LOB: 0 BB: 0 P: 7 | R: 0 E: 0 K: 2 S: 6 H: 1 LOB: 2 BB: 1 P: 10 | R: 0 E: 0 K: 1 S: 5 H: 0 LOB: 0 BB: 0 P: 5 | R: 0 E: 0 K: 1 S: 5 H: 0 LOB: 1 BB: 0 P: 6 | 1B: 5 2B: 2 3B: 0 HR: 1 | | SF: 0 SAC: 0 DP: 0 HBP: 1 | | | WP: 0 PB: 0 SB: 0 CS: 0 | | PA: 39 | |

| PITCHER | | IP | WLS | BF | H | R | ER | SO | BB | IBB | HBP | BLK | WP | HR | S | P | ERA | WHIP |
|---|---|---|---|---|---|---|---|---|---|---|---|---|---|---|---|---|---|---|
| 19 Josh Beckett, R<br>ERA: 3.25 | (1, 1) | 3.2 | | 20 | 7 | 3 | 3 | 4 | 1 | 0 | 0 | 0 | 0 | 1 | 29 | 36 | 7.36 | 2.182 |
| 48 Javier López, L<br>ERA: 3.24 | (4, 1) | 2.1 | | 7 | 0 | 0 | 0 | 2 | 0 | 0 | 0 | 0 | 0 | 0 | 11 | 11 | 0.00 | 0.000 |
| 17 Manny Delcarmen, R<br>ERA: 3.55 | (7, 1) | 1.0 | | 5 | 1 | 0 | 0 | 1 | 1 | 0 | 0 | 0 | 0 | 0 | 6 | 10 | 0.00 | 2.000 |
| 58 Jonathan Papelbon, R<br>ERA: 3.27 | (8, 1) | 1.0 | W | 3 | 0 | 0 | 0 | 1 | 0 | 0 | 0 | 0 | 0 | 0 | 5 | 5 | 0.00 | 0.000 |
| 62 Chris George, L<br>ERA: | (9, 1) | 1.0 | S | 4 | 0 | 0 | 0 | 1 | 0 | 0 | 1 | 0 | 0 | 0 | 5 | 6 | 0.00 | 0.000 |

| PITCHER | IP | WLS | BF | H | R | ER | SO | BB | IBB | HBP | BLK | WP | HR | S | P | ERA | WHIP |
|---|---|---|---|---|---|---|---|---|---|---|---|---|---|---|---|---|---|

# Boston Red Sox @ Pittsburgh Pirates

McKechnie Field, Bradenton, FL

Wed Apr 01 2009, 1:05 PM EDT

Att. 5,004 - Overcast - 84 F

livebaseballscorecards.com

| | |
|---|---|
| AB | 36 |
| R | 3 |
| H | 8 |
| RBI | 3 |
| BB | 2 |
| SO | 9 |
| LOB | 21 |

| Batter | 1 | 2 | 3 | 4 | 5 | 6 | 7 | 8 | 9 | AB | R | H | RBI | BB | SO | LOB |
|---|---|---|---|---|---|---|---|---|---|---|---|---|---|---|---|---|
| 3 Nyjer Morgan, L (1, 8)<br>OBP: 0.287, SLG: 0.342<br>Alex Presley, L (7, 8) | S S S 0-3 ① K | | B B B 4-0 5 CS BB | X 0-0 1-3 3-H 2B | | X 0-0 ① FC1-2 5 G4-3 1-2 3-H | | S S S 0-3 ① K | | 3 0 1 1 1 1 2<br>1 0 0 0 0 1 0 | | | | | | |
| 5 Ramón Vázquez, L (1, 4)<br>OBP: 0.306, SLG: 0.333<br>70 Pedro Lopez, R (7, 4)<br>OBP: 0.167, SLG: 0.167 | X 0-0 41 FC4-6 1B | | S S S 0-3 ① ② K 1-2 | X 0-0 ③ P6 | | X 0-0 ② G4-3 1-2 2-3 | | X 0-0 35 BLK 1B 1B | | 4 0 1 0 0 1 5<br>1 1 1 0 0 0 0 | | | | | | |
| 41 Ryan Doumit, S (1, 2)<br>OBP: 0.323, SLG: 0.492<br>35 Jason Jaramillo, S (7, 2)<br>OBP: 0.289, SLG: 0.179 | X 0-0 ② FC4-6 1-2f | | X 0-0 ③ G6-3 | | X 0-0 E5 16 FC1-6-5 | X 0-0 ③ F8 | | X 0-0 ② P4 1-2 | | 4 0 0 0 0 0 3<br>1 0 0 0 0 0 1 | | | | | | |
| 16 Eric Hinske, L (1, 3)<br>OBP: 0.368, SLG: 0.500<br>Kent Sakamoto, R (7, 3)<br>OBP: 1.000, SLG: 1.000 | S S S 0-3 ③ K | | | B B B 4-0 18 FC5-4 BB | X 0-0 ① FC1-6-5 18 1B 2-3 | | X 0-0 18 HR 1B | X 0-0 2-H 1B | | 3 1 1 0 1 1 2<br>1 0 1 1 0 0 0 | | | | | | |
| 18 Craig Monroe, R (1, 7)<br>OBP: 0.315, SLG: 0.676<br>Jonel Pacheco, R (7, 7) | | X 0-0 ① G6-3 | | X 0-0 ① FC5-4 44 2B 15 1B 1-2f | X 0-0 1-2 1B | | B X 1-0 1-H HR | S S S 0-3 ③ K | | 4 2 2 2 0 0 1<br>1 0 0 0 0 1 1 | | | | | | |
| 44 Brandon Moss, L (1, 10)<br>OBP: 0.309, SLG: 0.360<br>Elevys Gonzalez, S (9, PH)<br>(9, 10) | | X 0-0 15 WP 1B | | X 0-0 15 1B 36 E 1-3 2B | X 0-0 ② F8 | | X 0-0 ① L9 | | X 0-0 ① G6-3 | 4 1 2 0 0 0 2<br>1 0 0 0 0 0 0 | | | | | | |
| 15 Andy LaRoche, R (1, 5)<br>OBP: 0.460, SLG: 0.480<br>71 Anderson Machado, S (4, 5)<br>OBP: 0.286, SLG: 0.300 | | B B B 4-0 1-2 BB | | X 0-0 36 E 3 2B 2-3 3-H 1B | X 0-0 ③ F8 | | X 0-0 36 G3-1 2B | | S S S 0-3 ② K | 1 1 1 1 1 0 0<br>3 0 1 0 0 1 2 | | | | | | |
| 36 Luis Alfonso Cruz, R (1, 6)<br>OBP: 0.220, SLG: 0.208<br>Brian Friday, R (8, 6) | | X 0-0 ② P5 | | X 0-0 E5 3 2B 1-3 3-H | | X 0-0 E 3 FC1-2 2B | X 0-0 ② G3-1 2-3 | | S S S 0-3 ③ K | 4 0 1 1 0 0 4<br>1 0 0 0 0 1 0 | | | | | | |
| Larry Broadway, L (1, 9) | | X 0-0 ③ G3 | | C C C 0-3 ② K | | X 0-0 E3 5 G4-3 3 FC1-2 2-3 | S S S 0-3 ③ K | | | 4 0 0 0 0 2 6 | | | | | | |
| Inning Stats | R: 0 H: 1<br>E: 0 LOB: 1<br>K: 2 BB: 0<br>S: 8 P: 8 | R: 0 H: 1<br>E: 0 LOB: 2<br>K: 0 BB: 1<br>S: 4 P: 8 | R: 0 H: 0<br>E: 0 LOB: 0<br>K: 1 BB: 1<br>S: 4 P: 8 | R: 3 H: 3<br>E: 1 LOB: 2<br>K: 1 BB: 1<br>S: 9 P: 13 | R: 0 H: 1<br>E: 1 LOB: 2<br>K: 0 BB: 0<br>S: 5 P: 5 | R: 0 H: 1<br>E: 1 LOB: 2<br>K: 0 BB: 0<br>S: 5 P: 5 | R: 2 H: 3<br>E: 0 LOB: 1<br>K: 1 BB: 0<br>S: 8 P: 9 | R: 1 H: 2<br>E: 0 LOB: 1<br>K: 2 BB: 0<br>S: 9 P: 9 | R: 0 H: 0<br>E: 0 LOB: 0<br>K: 2 BB: 0<br>S: 7 P: 7 | 1B: 7 SF: 0<br>2B: 5 SAC: 0<br>3B: 0 DP: 1<br>HR: 1 HBP: 0 | | | | | | |

# TOP

## Pittsburgh Pirates @ Cincinnati Reds

Ed Smith Stadium, Sarasota, FL

Thu Apr 02 2009, 1:05 PM EDT

Att. 2,935 - Sunny - 81 F

livebaseballscorecards.com

| | |
|---|---|
| AB | 41 |
| R | 6 |
| H | 12 |
| RBI | 6 |
| BB | 3 |
| SO | 9 |
| LOB | 29 |

WP: 1 PA: 44
PB: 0
SB: 0
CS: 1

| PITCHER | | IP | WLS | BF | H | R | ER | SO | BB | IBB | HBP | BLK | WP | HR | S | P | ERA | WHIP |
|---|---|---|---|---|---|---|---|---|---|---|---|---|---|---|---|---|---|---|
| 36 Edinson Volquez, R<br>ERA: 1.19 | (1, 1) | 3.2 | | 19 | 5 | 3 | 2 | 4 | 3 | 0 | 0 | 0 | 1 | 0 | 24 | 36 | 4.91 | 2.182 |
| 52 Daniel Herrera, L<br>ERA: | (4, 1) | 1.1 | H | 6 | 1 | 0 | 0 | 0 | 0 | 0 | 0 | 0 | 0 | 0 | 6 | 6 | 0.00 | 0.750 |
| Derrik Lutz, R<br>ERA: 13.5 | (6, 1) | 1.1 | B | 9 | 4 | 2 | 2 | 0 | 0 | 0 | 0 | 0 | 0 | 1 | 9 | 10 | 13.50 | 3.000 |
| 40 Nick Masset, R<br>ERA: 5.06 | (7, 1) | 1.2 | L | 7 | 2 | 1 | 1 | 3 | 0 | 0 | 0 | 1 | 0 | 0 | 13 | 13 | 5.40 | 1.200 |
| 86 James Avery, R<br>ERA: 2.25 | (9, 1) | 1.0 | | 3 | 0 | 0 | 0 | 2 | 0 | 0 | 0 | 0 | 0 | 0 | 7 | 7 | 0.00 | 0.000 |

| PITCHER | IP | WLS | BF | H | R | ER | SO | BB | IBB | HBP | BLK | WP | HR | S | P | ERA | WHIP |
|---|---|---|---|---|---|---|---|---|---|---|---|---|---|---|---|---|---|

# BOTTOM

## Pittsburgh Pirates @ Cincinnati Reds

Ed Smith Stadium, Sarasota, FL

Thu Apr 02 2009, 1:05 PM EDT

Att. 2,935 - Sunny - 81 F

livebaseballscorecards.com

| Batter | 1 | 2 | 3 | 4 | 5 | 6 | 7 | 8 | 9 | AB | R | H | RBI | BB | SO | LOB |
|---|---|---|---|---|---|---|---|---|---|---|---|---|---|---|---|---|
| 3 Willy Taveras, R (1, 8)<br>OBP: 0.365, SLG: 0.273 | BBBB<br>4-0<br>19 1B<br>21 BB<br>BB | X<br>0-0<br>21 1B<br>21 E<br>19 1B<br>1B | | SSS<br>0-3 ①<br>K | | X<br>0-0<br>60 BB<br>31 1B<br>1B | X<br>0-0 ③<br>FC6-4<br>1-2f | | | 1 | 1 | 1 | 0 | 1 | 0 | 0 |
| 50 Laynce Nix, L (4, 8)<br>OBP: 0.293, SLG: 0.415 | | | | | | | | | | 3 | 0 | 1 | 0 | 0 | 1 | 3 |
| 21 Chris Dickerson, L (1, 7)<br>OBP: 0.368, SLG: 0.468 | BBBB<br>4-0<br>19 1B<br>4 2B<br>1-2<br>BB | 1 SAFE<br>X<br>0-0<br>19 1B<br>1-3<br>1B | | X<br>0-0<br>19 FC4-6<br>1-2<br>1B | | X<br>0-0<br>60 BB<br>1-2<br>1B | | H<br>1-0<br>26 CS<br>HBP | | 2 | 1 | 2 | 0 | 1 | 0 | 0 |
| 31 Jonny Gomes, R (6, 7)<br>OBP: 0.314, SLG: 0.556 | | | | | | | | | | 1 | 0 | 1 | 0 | 0 | 0 | 0 |
| Michael Griffin, R (8, PR)<br>(9, 7) | | | | | | | | | | 0 | 0 | 0 | 0 | 0 | 0 | 0 |
| 19 Joey Votto, L (1, 3)<br>OBP: 0.393, SLG: 0.549 | X<br>0-0 ①<br>4 2B<br>32 G3-1<br>1-2<br>2-3<br>1B | X<br>0-0<br>4 CS<br>1-2<br>3-H<br>1B | | X<br>0-0 ②<br>FC4-6<br>4 FC6-4<br>1-2f<br>2-3 | | BBBB<br>4-0<br>1-2<br>2-3<br>BB | | X<br>0-0 ①<br>F9 | | 3 | 1 | 2 | 1 | 0 | 0 | 2 |
| 60 Adam Rosales, R (6, 3)<br>OBP: 0.345, SLG: 0.480 | | | | | | | | | | 1 | 0 | 0 | 0 | 1 | 0 | 1 |
| 4 Brandon Phillips, R (1, 4)<br>OBP: 0.367, SLG: 0.396 | X<br>0-0<br>32 G3-1<br>28 1B<br>1-3<br>2-H<br>2B | CCC<br>0-3 ②③<br>K<br>1-2 | | X<br>0-0 ③<br>FC6-4<br>1-2f | | X<br>0-0 ③<br>P6 | | CSS<br>0-3 ②③<br>K<br>1-2 | | 3 | 1 | 1 | 1 | 0 | 1 | 4 |
| 26 Wilkin Castillo, S (6, 4)<br>OBP: 0.278, SLG: 0.286 | | | | | | | | | | 2 | 0 | 0 | 0 | 0 | 1 | 4 |
| 32 Jay Bruce, L (1, 9)<br>OBP: 0.348, SLG: 0.483 | X<br>0-0 ②<br>G3-1<br>2-3<br>3-H | | SSS<br>0-3 ①<br>K | | X<br>0-0<br>28 CS<br>1B | | X<br>0-0 ①<br>F9 | | X<br>0-0 ①<br>G6-3 | 3 | 0 | 1 | 1 | 0 | 1 | 1 |
| 80 Darnell McDonald, R (6, 9)<br>OBP: 0.321, SLG: 0.480 | | | | | | | | | | 2 | 0 | 0 | 0 | 0 | 0 | 0 |
| 28 Edwin Encarnación, R (1, 5)<br>OBP: 0.222, SLG: 0.372 | X<br>0-0<br>55 S<br>3-H<br>1B | SSS<br>0-3 ②<br>K | | CX<br>0-1 ①②<br>G5-3<br>1-2 | | X<br>0-0<br>7 1B<br>29 1B<br>1B | | X<br>0-0 ②<br>F8 | | 5 | 1 | 2 | 1 | 0 | 1 | 1 |
| 55 Ramon Hernandez, R (1, 2)<br>OBP: 0.280, SLG: 0.348 | BBBB<br>4-0<br>1-2<br>BB | X<br>0-0<br>E5 | | X<br>0-0 ③<br>G5-3 | | | SSS<br>0-3 ②<br>K | CCC<br>0-3 ③<br>K | | 2 | 0 | 0 | 0 | 1 | 0 | 0 |
| Derrik Lutz, R (6, 1)<br>40 Nick Masset, R (7, 1)<br>86 James Avery, R (9, 1)<br>Drew Anderson, L (9, PH) | | | | | | | | | | 0 | 0 | 0 | 0 | 0 | 0 | 0 |
| | | | | | | | | | | 1 | 0 | 0 | 0 | 0 | 1 | 1 |
| | | | | | | | | | | 0 | 0 | 0 | 0 | 0 | 0 | 0 |
| | | | | | | | | | | 1 | 0 | 0 | 0 | 0 | 1 | 0 |
| 15 Jerry Hairston, R (1, 6)<br>OBP: 0.227, SLG: 0.278 | X<br>0-0 ③<br>F7 | X<br>0-0 ③<br>F8 | | | | X<br>0-0 ①<br>P4 | X<br>0-0<br>29 1B<br>1-3<br>1B | | | 2 | 0 | 0 | 0 | 0 | 0 | 3 |
| 7 Paul Janish, R (6, 6)<br>OBP: 0.278, SLG: 0.392 | | | | | | | | | | 2 | 0 | 1 | 0 | 0 | 0 | 0 |
| 36 Edinson Volquez, R (1, 1) | | X<br>0-0 ①<br>G6-3 | | X<br>0-0<br>19 FC4-6<br>21 1B<br>1B | | X<br>0-0 ②<br>G4-3 | X<br>0-0<br>50 FC6-4<br>1-2<br>3-H<br>1B | | | 1 | 0 | 0 | 0 | 0 | 0 | 0 |
| 52 Daniel Herrera, L (4, 1)<br>OBP: 1.000, SLG: 1.000 | | | | | | | | | | 1 | 0 | 1 | 0 | 0 | 0 | 0 |
| 29 Ryan Hanigan, R (6, 2)<br>OBP: 0.432, SLG: 0.590 | | | | | | | | | | 2 | 0 | 1 | 1 | 0 | 0 | 0 |
| Inning Stats | R: 3<br>E: 0<br>K: 0<br>S: 5<br>H: 3<br>LOB: 2<br>BB: 3<br>P: 17 | R: 1<br>E: 1<br>K: 1<br>S: 7<br>H: 3<br>LOB: 1<br>BB: 0<br>P: 7 | R: 0<br>E: 1<br>K: 2<br>S: 8<br>H: 0<br>LOB: 1<br>BB: 0<br>P: 8 | R: 0<br>E: 0<br>K: 1<br>S: 7<br>H: 2<br>LOB: 2<br>BB: 0<br>P: 7 | R: 0<br>E: 0<br>K: 0<br>S: 4<br>H: 1<br>LOB: 0<br>BB: 0<br>P: 4 | R: 0<br>E: 0<br>K: 0<br>S: 5<br>H: 2<br>LOB: 3<br>BB: 1<br>P: 9 | R: 1<br>E: 0<br>K: 1<br>S: 8<br>H: 3<br>LOB: 2<br>BB: 0<br>P: 8 | R: 0<br>E: 0<br>K: 1<br>S: 4<br>H: 0<br>LOB: 1<br>BB: 0<br>P: 5 | R: 0<br>E: 0<br>K: 1<br>S: 5<br>H: 0<br>LOB: 0<br>BB: 0<br>P: 5 | 1B: 13<br>2B: 1<br>3B: 0<br>HR: 0<br>SF: 0<br>SAC: 0<br>DP: 0<br>HBP: 1 | | | | | | |

| | |
|---|---|
| AB | 38 |
| R | 5 |
| H | 14 |
| RBI | 5 |
| BB | 4 |
| SO | 7 |
| LOB | 20 |

WP: 0 PB: 0 SB: 1 CS: 3 PA: 43

| PITCHER | | IP | WLS | BF | H | R | ER | SO | BB | IBB | HBP | BLK | WP | HR | S | P | ERA | WHIP |
|---|---|---|---|---|---|---|---|---|---|---|---|---|---|---|---|---|---|---|
| 43 Jesse Chavez, R<br>ERA: 11.45 | (1, 1) | 1.0 | | 8 | 3 | 3 | 3 | 0 | 3 | 0 | 0 | 0 | 0 | 0 | 5 | 17 | 27.00 | 6.000 |
| 38 Craig Hansen, R<br>ERA: 4.11 | (2, 1) | 2.0 | | 9 | 3 | 1 | 1 | 3 | 0 | 0 | 0 | 0 | 0 | 0 | 15 | 15 | 4.50 | 1.500 |
| 55 Matt Capps, R<br>ERA: 6.35 | (4, 1) | 1.0 | | 5 | 2 | 0 | 0 | 1 | 0 | 0 | 0 | 0 | 0 | 0 | 7 | 7 | 0.00 | 2.000 |
| 34 John Grabow, L<br>ERA: 3.0 | (5, 1) | 1.0 | | 3 | 1 | 0 | 0 | 0 | 0 | 0 | 0 | 0 | 0 | 0 | 4 | 4 | 0.00 | 1.000 |
| 30 Tyler Yates, R<br>ERA: 2.08 | (6, 1) | 1.0 | | 6 | 2 | 0 | 0 | 0 | 1 | 0 | 0 | 0 | 0 | 0 | 5 | 9 | 0.00 | 3.000 |

| PITCHER | | IP | WLS | BF | H | R | ER | SO | BB | IBB | HBP | BLK | WP | HR | S | P | ERA | WHIP |
|---|---|---|---|---|---|---|---|---|---|---|---|---|---|---|---|---|---|---|
| Eric Krebs, R<br>ERA: 9.0 | (7, 1) | 1.0 | W | 6 | 3 | 1 | 1 | 1 | 0 | 0 | 0 | 0 | 0 | 0 | 8 | 8 | 9.00 | 3.000 |
| Harrison Bishop, R<br>ERA: | (8, 1) | 1.0 | H | 3 | 0 | 0 | 0 | 1 | 0 | 0 | 1 | 0 | 0 | 0 | 4 | 5 | 0.00 | 0.000 |
| Lincoln Holdzkom, R<br>ERA: | (9, 1) | 1.0 | S | 3 | 0 | 0 | 0 | 1 | 0 | 0 | 0 | 0 | 0 | 0 | 5 | 5 | 0.00 | 0.000 |

# TOP

## Minnesota Twins @ Pittsburgh Pirates

McKechnie Field, Bradenton, FL

Fri Apr 03 2009, 1:05 PM EDT
Att. 2,855 - Overcast - 75 F

livebaseballscorecards.com

| Batter | 1 | 2 | 3 | 4 | 5 | 6 | 7 | 8 | 9 | 10 | AB | R | H | RBI | BB | SO | LOB |
|---|---|---|---|---|---|---|---|---|---|---|---|---|---|---|---|---|---|
| 2 Denard Span, L (1, 9)<br>OBP: 0.258, SLG: 0.256 | G5-3 | | | 2B | | 25 WP 1B | | G5-3 | | 1-2 3-H 1B | 3 | 0 | 2 | 0 | 0 | 0 | 0 |
| 93 Joe Benson, R (6, PR) (6, 8)<br>OBP: 0.500, SLG: 0.500 | | | | | | | | | | | 2 | 0 | 1 | 1 | 0 | 0 | 0 |
| 25 Alexi Casilla, S (1, 4)<br>OBP: 0.351, SLG: 0.366 | F9 | | | P3 | | G4-3 1-2 | | G6-3 | | P3 | 3 | 0 | 0 | 0 | 0 | 0 | 1 |
| 93 Brian Dinkelman, L (6, 4) | | | | | | | | | | | 2 | 0 | 0 | 0 | 0 | 0 | 2 |
| 5 Michael Cuddyer, R (1, 3)<br>OBP: 0.358, SLG: 0.583 | G6-3 | | | 2B | | | FC4-6 BB | | G4-3 | G3 | 2 | 0 | 1 | 0 | 1 | 0 | 0 |
| Steve Singleton, L (7, PR) (7, 6)<br>OBP: 0.400, SLG: 0.600 | | | | | | | | | | | 2 | 0 | 0 | 0 | 0 | 0 | 2 |
| 21 Delmon Young, R (1, 7)<br>OBP: 0.323, SLG: 0.508 | | 22 G5-4-3 1B | | G4-3 | | | FC4-6 73 BB 32 HR 1-2f | | 2B | | 2 | 0 | 1 | 0 | 0 | 0 | 1 |
| Matt Moses, L (6, 7)<br>OBP: 0.444, SLG: 0.667 | | | | | | | | | | | 2 | 1 | 1 | 0 | 0 | 0 | 1 |
| 22 Carlos Gómez, R (1, 8)<br>OBP: 0.354, SLG: 0.534 | | G5-4-3 1-2f | | | K | | 32 HR 1-2 BB | | K | | 2 | 0 | 0 | 0 | 0 | 1 | 1 |
| 73 David Winfree, R (6, 9)<br>OBP: 0.353, SLG: 0.500 | | | | | | | | | | | 1 | 1 | 0 | 0 | 1 | 1 | 1 |
| 32 Brian Buscher, L (1, 10)<br>OBP: 0.462, SLG: 0.545 | | F7 | | | 23 K2 1B | | 1-H 2-H HR | | F7 | | 4 | 1 | 2 | 3 | 0 | 0 | 1 |
| 23 Brendan Harris, R (1, 5)<br>OBP: 0.423, SLG: 0.417 | | | L6 | | K2 1-1f | | 55 F9-3 1B | | | G5-3 | 3 | 0 | 1 | 0 | 0 | 1 | 1 |
| 96 Tommy Watkins, R (7, PR) (7, 5) | | | | | | | | | | | 1 | 0 | 0 | 0 | 0 | 0 | 0 |
| 55 Mike Redmond, R (1, 2)<br>OBP: 0.370, SLG: 0.367 | | | G6-3 | | | L8 | F9-3 1-1 | | | 1B 93 1B HBP | 3 | 0 | 0 | 0 | 0 | 0 | 1 |
| 80 Jeff Christy, R (8, 2)<br>OBP: 0.700, SLG: 0.625 | | | | | | | | | | | 0 | 1 | 0 | 0 | 0 | 0 | 0 |
| Matt Tolbert, S (1, 6)<br>OBP: 0.385, SLG: 0.456 | | | G5-3 | | | G6-3 | | F9 | | 93 1B 1-3 1B | 4 | 0 | 1 | 0 | 0 | 0 | 0 |
| (7, 3) | | | | | | | | | | | | | | | | | |
| Inning Stats | R: 0 E: 0 K: 0 S: 3 H: 0 LOB: 0 BB: 0 P: 3 | R: 0 E: 0 K: 0 S: 3 H: 1 LOB: 0 BB: 0 P: 3 | R: 0 E: 0 K: 0 S: 3 H: 0 LOB: 0 BB: 0 P: 3 | R: 0 E: 0 K: 0 S: 4 H: 2 LOB: 1 BB: 0 P: 4 | R: 0 E: 0 K: 2 S: 7 H: 1 LOB: 1 BB: 0 P: 7 | R: 0 E: 0 K: 0 S: 4 H: 1 LOB: 2 BB: 0 P: 5 | R: 3 E: 0 K: 0 S: 4 H: 2 LOB: 1 BB: 2 P: 13 | R: 0 E: 0 K: 0 S: 3 H: 0 LOB: 0 BB: 0 P: 3 | R: 0 E: 0 K: 1 S: 6 H: 1 LOB: 1 BB: 0 P: 6 | R: 1 E: 0 K: 0 S: 5 H: 2 LOB: 2 BB: 0 P: 7 | 1B: 6 2B: 5 3B: 0 HR: 1 | SF: 0 SAC: 0 DP: 3 HBP: 1 | | | | | | |

| | AB | 36 |
|---|---|---|
| | R | 4 |
| | H | 10 |
| | RBI | 4 |
| | BB | 2 |
| | SO | 3 |
| | LOB | 12 |

WP: 1 PB: 0 SB: 0 CS: 0 PA: 39

| PITCHER | | IP | WLS | BF | H | R | ER | SO | BB | IBB | HBP | BLK | WP | HR | S | P | ERA | WHIP |
|---|---|---|---|---|---|---|---|---|---|---|---|---|---|---|---|---|---|---|
| 57 Zach Duke, L<br>ERA: 3.86 | (1, 1) | 5.0 | | 16 | 4 | 0 | 0 | 2 | 0 | 0 | 0 | 0 | 0 | 0 | 20 | 20 | 0.00 | 0.800 |
| 56 Donnie Veal, L<br>ERA: 5.02 | (6, 1) | 1.1 | B | 9 | 3 | 3 | 3 | 0 | 2 | 0 | 0 | 0 | 1 | 1 | 7 | 17 | 20.25 | 3.750 |
| 17 Sean Burnett, L<br>ERA: 7.04 | (7, 1) | 1.2 | | 4 | 0 | 0 | 0 | 0 | 0 | 0 | 0 | 0 | 0 | 0 | 4 | 4 | 0.00 | 0.000 |
| Jean Machi, R<br>ERA: | (9, 1) | 1.0 | | 4 | 1 | 0 | 0 | 1 | 0 | 0 | 0 | 0 | 0 | 0 | 6 | 6 | 0.00 | 1.000 |
| 65 Juan Mateo, R<br>ERA: 4.0 | (10, 1) | 1.0 | | 6 | 2 | 1 | 1 | 0 | 0 | 0 | 1 | 0 | 0 | 0 | 5 | 7 | 9.00 | 2.000 |

| PITCHER | IP | WLS | BF | H | R | ER | SO | BB | IBB | HBP | BLK | WP | HR | S | P | ERA | WHIP |
|---|---|---|---|---|---|---|---|---|---|---|---|---|---|---|---|---|---|

| Batter | 1 | 2 | 3 | 4 | 5 | 6 | 7 | 8 | 9 | 10 | AB | R | H | RBI | BB | SO | LOB |
|---|---|---|---|---|---|---|---|---|---|---|---|---|---|---|---|---|---|
| 3 Nyjer Morgan, L (1, 7)<br>OBP: 0.289, SLG: 0.341<br>Brad Corley, R (7, 7) | F8 | | F8 | | 1B | | BB | | PO BB | | 3<br>0 | 0<br>1 | 1<br>0 | 0<br>0 | 0<br>2 | 0<br>0 | 1<br>0 |
| 12 Freddy Sanchez, R (1, 4)<br>OBP: 0.306, SLG: 0.352<br>Adenson Chourio, S (7, 4)<br>OBP: 0.500, SLG: 0.500 | G6-3 | | G4-3 | | F9 | | 1B<br>1-2<br>3-H 1B | | B 1 SAFE<br>1-0 PO<br>1-2 | S S S<br>0-3 K | 3<br>2 | 0<br>0 | 0<br>1 | 0<br>1 | 0<br>0 | 0<br>1 | 2<br>0 |
| 13 Nate McLouth, L (1, 8)<br>OBP: 0.369, SLG: 0.526<br>Robbie Grossman, S (7, 8)<br>OBP: 0.600, SLG: 0.500 | F8 | | | F9 | | B1-3 | 1-3<br>2-H 1B | | | 35 1B<br>1B | 3<br>2 | 0<br>1 | 0<br>2 | 0<br>1 | 0<br>0 | 0<br>0 | 0<br>0 |
| 41 Ryan Doumit, S (1, 2)<br>OBP: 0.328, SLG: 0.492<br>35 Jason Jaramillo, S (6, 2)<br>OBP: 0.313, SLG: 0.214 | | G3-1 | | 18 BB<br>1B | | S S S<br>K 1B | K | | | 1B<br>1-3 1B | 2<br>3 | 0<br>0 | 1<br>2 | 0<br>0 | 0<br>1 | 0<br>2 | 0<br>2 |
| 25 Adam LaRoche, L (1, 3)<br>OBP: 0.260, SLG: 0.400<br>Jamie Romak, R (7, 3)<br>OBP: 0.250, SLG: 0.250 | | B X<br>1-0 HR | | F7 | | S S S<br>K | C C C<br>K | | | 1-2 FC6-4<br>3-H 1B | 3<br>2 | 1<br>0 | 1<br>1 | 1<br>1 | 0<br>0 | 1<br>1 | 2<br>0 |
| 18 Craig Monroe, R (1, 10)<br>OBP: 0.316, SLG: 0.657<br>Bengie González, S (8, PH)<br>(9, 10) | | F9 | | B B B<br>1-2 BB | | S S S<br>K | G5-3 | | | L5 | 2<br>2 | 0<br>0 | 0<br>0 | 0<br>0 | 1<br>0 | 1<br>0 | 1<br>2 |
| 44 Brandon Moss, L (1, 9)<br>OBP: 0.298, SLG: 0.346<br>Marcus Davis, R (7, 9) | | G4-3 | | S S S<br>K | | B B B<br>36 G5-3 71 S 1B<br>BB | F9 | | | FC6-4<br>1-2f | 2<br>2 | 0<br>1 | 0<br>0 | 0<br>0 | 0<br>1 | 1<br>0 | 2<br>2 |
| 5 Ramón Vázquez, L (1, 5)<br>OBP: 0.316, SLG: 0.324<br>71 Anderson Machado, S (7, 5)<br>OBP: 0.261, SLG: 0.273 | | | B B B<br>BB | | F8 | | B X<br>1-0 F7<br>1-2 | | F6 | | 1<br>2 | 0<br>0 | 0<br>0 | 0<br>0 | 1<br>0 | 0<br>0 | 0<br>1 |
| 2 Jack Wilson, R (1, 6)<br>OBP: 0.250, SLG: 0.283<br>36 Luis Alfonso Cruz, R (7, 6)<br>OBP: 0.212, SLG: 0.200 | | | S S S<br>K | | F8 | | G5-3<br>2-3 | | C C C<br>K | | 2<br>2 | 0<br>0 | 0<br>0 | 0<br>0 | 0<br>1 | 1<br>1 | 1<br>1 |
| Inning Stats | R: 0 H: 0<br>E: 0 LOB: 0<br>K: 0 BB: 0<br>S: 3 P: 3 | R: 1 H: 1<br>E: 0 LOB: 0<br>K: 0 BB: 0<br>S: 4 P: 5 | R: 0 H: 0<br>E: 0 LOB: 1<br>K: 1 BB: 1<br>S: 5 P: 9 | R: 0 H: 1<br>E: 0 LOB: 2<br>K: 1 BB: 1<br>S: 6 P: 10 | R: 0 H: 1<br>E: 0 LOB: 1<br>K: 0 BB: 0<br>S: 4 P: 4 | R: 0 H: 1<br>E: 0 LOB: 1<br>K: 2 BB: 0<br>S: 8 P: 8 | R: 2 H: 2<br>E: 0 LOB: 2<br>K: 1 BB: 2<br>S: 7 P: 16 | R: 0 H: 0<br>E: 0 LOB: 0<br>K: 1 BB: 0<br>S: 5 P: 5 | R: 0 H: 0<br>E: 0 LOB: 0<br>K: 1 BB: 1<br>S: 4 P: 9 | R: 1 H: 3<br>E: 0 LOB: 2<br>K: 1 BB: 0<br>S: 8 P: 8 | 1B: 8 SF: 0<br>2B: 0 SAC: 0<br>3B: 0 DP: 0<br>HR: 1 HBP: 0 | | | | | | |

| PITCHER | | IP | WLS | BF | H | R | ER | SO | BB | IBB | HBP | BLK | WP | HR | S | P | ERA | WHIP |
|---|---|---|---|---|---|---|---|---|---|---|---|---|---|---|---|---|---|---|
| 59 Kevin Slowey, R<br>ERA: 2.13 | (1, 1) | 5.0 | | 20 | 3 | 1 | 1 | 2 | 2 | 0 | 0 | 0 | 0 | 1 | 22 | 31 | 1.80 | 1.000 |
| 54 Matt Guerrier, R<br>ERA: 5.4 | (6, 1) | 1.0 | | 4 | 1 | 0 | 0 | 2 | 0 | 0 | 0 | 0 | 0 | 0 | 8 | 8 | 0.00 | 1.000 |
| 49 Craig Breslow, L<br>ERA: 3.09 | (7, 1) | 0.2 | B | 6 | 2 | 2 | 2 | 0 | 2 | 0 | 0 | 0 | 0 | 0 | 4 | 13 | 27.00 | 6.000 |
| 28 Jesse Crain, R<br>ERA: 4.22 | (7, 1) | 1.1 | | 4 | 0 | 0 | 0 | 2 | 0 | 0 | 0 | 0 | 0 | 0 | 8 | 8 | 0.00 | 0.000 |
| 94 Anthony Slama, R<br>ERA: | (9, 1) | 1.0 | | 3 | 0 | 0 | 0 | 1 | 1 | 0 | 0 | 0 | 0 | 0 | 4 | 9 | 0.00 | 1.000 |

| PITCHER | | IP | WLS | BF | H | R | ER | SO | BB | IBB | HBP | BLK | WP | HR | S | P | ERA | WHIP |
|---|---|---|---|---|---|---|---|---|---|---|---|---|---|---|---|---|---|---|
| Tim Lahey, R<br>ERA: 4.5 | (10, 1) | 1.0 | B | 6 | 3 | 1 | 1 | 1 | 0 | 0 | 0 | 0 | 0 | 0 | 8 | 8 | 9.00 | 3.000 |

# BOTTOM

## Minnesota Twins @ Pittsburgh Pirates

McKechnie Field, Bradenton, FL

Fri Apr 03 2009, 1:05 PM EDT
Att. 2,855 - Overcast - 75 F

livebaseballscorecards.com

| | |
|---|---|
| AB | 38 |
| R | 4 |
| H | 9 |
| RBI | 4 |
| BB | 5 |
| SO | 8 |
| LOB | 17 |

WP: 0 PA: 44
PB: 0
SB: 1
CS: 0

# Pittsburgh Pirates @ Minnesota Twins

Hammond Stadium, Fort Myers, FL

Sat Apr 04 2009, 1:05 PM EDT

Att. 4,945 - Cloudy - 83 F

livebaseballscorecards.com

| Batter | 1 | 2 | 3 | 4 | 5 | 6 | 7 | 8 | 9 | AB | R | H | RBI | BB | SO | LOB |
|---|---|---|---|---|---|---|---|---|---|---|---|---|---|---|---|---|
| 3 Nyjer Morgan, L (1, 7)<br>OBP: 0.283, SLG: 0.333<br>James Boone, S (3, 7) | C C C<br>0-3 ① K | X<br>0-0 ③ FC4-6<br>1-2f | | | S S S<br>0-3 ① K | | X<br>0-0 ③ F9 | X<br>0-0 ③ F9 | | 2 0 0 0 0 1 1<br>3 0 0 0 0 1 2 | | | | | | |
| 12 Freddy Sanchez, R (1, 4)<br>OBP: 0.297, SLG: 0.339<br>5 Ramón Vázquez, L (3, 4)<br>OBP: 0.308, SLG: 0.314<br>Elevys Gonzalez, S (5, 4)<br>OBP: 0.333, SLG: 0.333 | X<br>0-0 ② F8 | | X<br>0-0 ① G4-3 | | X<br>0-0 ② G5-3 | | | S S S<br>0-3 ① K | X<br>0-0 1B<br>1B | 2 0 0 0 0 0 0<br>1 0 0 0 0 0 0<br>2 0 1 0 0 1 0 | | | | | | |
| 13 Nate McLouth, L (1, 8)<br>OBP: 0.379, SLG: 0.534<br>Quincy Latimore, R (3, PH)<br>OBP: 0.833, SLG: 1.600<br>(3, 8) | X<br>0-0 41 25 1B 1B | | X<br>0-0 41 G5-4-3 1B | | X<br>0-0 3B | | | B H<br>2-0 35 1B 2B HBP | X<br>0-0 ① F7 | 1 1 1 0 0 0 0<br>3 1 2 0 0 0 1 | | | | | | |
| 41 Ryan Doumit, S (1, 2)<br>OBP: 0.333, SLG: 0.492<br>35 Jason Jaramillo, S (3, 2)<br>OBP: 0.320, SLG: 0.227<br>Kris Watts, L (8, 2)<br>OBP: 1.000, SLG: 1.000 | X<br>0-0 25 1B<br>1-2 1B | | X<br>0-0 ② ③ G5-4-3<br>1-2f | | X<br>0-0 ③ G5-3 | | | X<br>0-0 2B 1B<br>1-3 1B | X<br>0-0 1-3 1B | 2 0 1 0 0 0 1<br>2 1 1 0 0 0 1<br>1 0 1 0 0 0 0 | | | | | | |
| 25 Adam LaRoche, L (1, 3)<br>OBP: 0.270, SLG: 0.408<br>Larry Broadway, L (3, 3)<br>OBP: 0.111, SLG: 0.222 | X<br>0-0 1-2 2-H 1B | | | X<br>0-0 ① F7 | | X<br>0-0 ① G3-1 | | X<br>0-0 1-3 3-H 1B 2B | S S S<br>0-3 ② K | 1 0 1 1 0 0 0<br>4 1 1 1 0 1 2 | | | | | | |
| 16 Eric Hinske, L (1, 10)<br>OBP: 0.359, SLG: 0.485<br>18 Craig Monroe, R (4, PH)<br>OBP: 0.325, SLG: 0.704<br>(4, 10)<br>Butch Biela, R (6, PH)<br>OBP: 0.500, SLG: 0.500<br>(6, 10)<br>Ray Chang, R (9, PH) | X<br>0-0 ③ G4-3 | | | B B S S S X<br>2-2 HR | | S S S<br>0-3 ② K | | X<br>0-0 BB 1B SF9<br>2-H 3-H 1B | X<br>0-0 ③ G5-3 | 1 0 0 0 0 0 2<br>1 1 1 1 0 0 0<br>2 1 1 2 0 1 0<br>1 0 0 0 0 0 2 | | | | | | |
| 44 Brandon Moss, L (1, 9)<br>OBP: 0.293, SLG: 0.340<br>Jason Delaney, R (3, 9)<br>OBP: 0.667, SLG: 0.667 | | X<br>0-0 ① G4-3 | | X<br>0-0 FC4-6 1B | S S S<br>0-3 ③ K | | | X<br>0-0 1-2 BB 1B | | 1 0 0 0 0 0 0<br>3 0 2 0 0 1 0 | | | | | | |
| 15 Andy LaRoche, R (1, 5)<br>OBP: 0.453, SLG: 0.471<br>Eddie Prasch, L (3, 5) | | X<br>0-0 ② F8 | | X<br>0-0 ② FC4-6<br>1-2f | | | X<br>0-0 ① B B B B G4-3 | X<br>4-0 1-2 2-3 BB | | 1 0 0 0 0 0 0<br>2 0 0 0 1 0 1 | | | | | | |
| 2 Jack Wilson, R (1, 6)<br>OBP: 0.264, SLG: 0.298<br>36 Luis Alfonso Cruz, R (3, 6)<br>OBP: 0.204, SLG: 0.192<br>Chase d'Arnaud, R (7, 6) | | X<br>0-0 3 FC4-6 1B | | X<br>0-0 ③ F7 | | | X<br>0-0 ② P6 | X<br>0-0 ② SF9<br>3-H | | 1 0 1 0 0 0 0<br>2 0 0 0 0 0 1<br>0 0 0 1 0 0 0 | | | | | | |
| Inning Stats | R: 1 H: 3<br>E: 0 LOB: 2<br>K: 1 BB: 0<br>S: 8 P: 8 | R: 0 H: 1<br>E: 0 LOB: 1<br>K: 0 BB: 0<br>S: 4 P: 4 | R: 0 H: 1<br>E: 0 LOB: 0<br>K: 0 BB: 0<br>S: 3 P: 3 | R: 1 H: 2<br>E: 0 LOB: 1<br>K: 0 BB: 0<br>S: 7 P: 9 | R: 0 H: 1<br>E: 0 LOB: 1<br>K: 1 BB: 0<br>S: 6 P: 6 | R: 0 H: 0<br>E: 0 LOB: 0<br>K: 2 BB: 0<br>S: 7 P: 7 | R: 0 H: 0<br>E: 0 LOB: 0<br>K: 0 BB: 0<br>S: 3 P: 3 | R: 4 H: 4<br>E: 0 LOB: 2<br>K: 1 BB: 1<br>S: 9 P: 15 | R: 0 H: 2<br>E: 0 LOB: 2<br>K: 1 BB: 0<br>S: 7 P: 7 | 1B: 11 SF: 1<br>2B: 1 SAC: 0<br>3B: 1 DP: 1<br>HR: 1 HBP: 1 | | | | | | |

| | AB | 39 |
|---|---|---|
| | R | 6 |
| | H | 14 |
| | RBI | 6 |
| | BB | 1 |
| | SO | 6 |
| | LOB | 14 |

WP: 0 PA: 42
PB: 0
SB: 0
CS: 0

| PITCHER | | IP | WLS | BF | H | R | ER | SO | BB | IBB | HBP | BLK | WP | HR | S | P | ERA | WHIP |
|---|---|---|---|---|---|---|---|---|---|---|---|---|---|---|---|---|---|---|
| 15 Glen Perkins, L<br>ERA: 2.03 | (1, 1) | 5.0 | W | 22 | 8 | 2 | 2 | 2 | 0 | 0 | 0 | 0 | 0 | 1 | 28 | 30 | 3.60 | 1.600 |
| 36 Joe Nathan, R<br>ERA: 2.7 | (6, 1) | 1.0 | | 3 | 0 | 0 | 0 | 2 | 0 | 0 | 0 | 0 | 0 | 0 | 7 | 7 | 0.00 | 0.000 |
| 52 Brian Duensing, L<br>ERA: 2.65 | (7, 1) | 1.0 | | 3 | 0 | 0 | 0 | 0 | 0 | 0 | 0 | 0 | 0 | 0 | 3 | 3 | 0.00 | 0.000 |
| 38 Philip Humber, R<br>ERA: 7.53 | (8, 1) | 0.1 | | 6 | 4 | 4 | 4 | 1 | 0 | 0 | 1 | 0 | 0 | 0 | 7 | 9 | 108.00 | 12.000 |
| 56 Rob Delaney, R<br>ERA: 3.18 | (8, 1) | 1.2 | S | 8 | 2 | 0 | 0 | 1 | 1 | 0 | 0 | 0 | 0 | 0 | 9 | 13 | 0.00 | 1.800 |

| PITCHER | IP | WLS | BF | H | R | ER | SO | BB | IBB | HBP | BLK | WP | HR | S | P | ERA | WHIP |
|---|---|---|---|---|---|---|---|---|---|---|---|---|---|---|---|---|---|

# BOTTOM

## Pittsburgh Pirates @ Minnesota Twins

Hammond Stadium, Fort Myers, FL

Sat Apr 04 2009, 1:05 PM EDT

Att. 4,945 - Cloudy - 83 F

livebaseballscorecards.com

| Batter | 1 | 2 | 3 | 4 | 5 | 6 | 7 | 8 | 9 | AB | R | H | RBI | BB | SO | LOB |
|---|---|---|---|---|---|---|---|---|---|---|---|---|---|---|---|---|
| 2 Denard Span, L (1, 9)<br>OBP: 0.274, SLG: 0.286 | 25 F8 / 33 E / 2B | | 25 HBP / 33 2B / 1B | G5-3 | | E6 | | 96 S / 1B | | 2 | 2 | 2 | 0 | 0 | 0 | 0 |
| 95 Juan Portes, R (4, 9)<br>OBP: 0.500, SLG: 0.500 | | | | | | | | | | 3 | 0 | 1 | 0 | 0 | 0 | 0 |
| 25 Alexi Casilla, S (1, 4)<br>OBP: 0.354, SLG: 0.361 | F8 / 2-3 | | 33 2B / 1-2 / HBP | G4-3 | | K | | K | | 1 | 1 | 0 | 0 | 0 | 0 | 1 |
| 85 Toby Gardenhire, R (4, 4)<br>OBP: 0.222, SLG: 0.125 | | | | | | | | | | 3 | 0 | 0 | 0 | 0 | 2 | 2 |
| (5, 5) | | | | | | | | | | | | | | | | |
| 33 Justin Morneau, L (1, 3)<br>OBP: 0.439, SLG: 0.711 | E1 / 24 FC6-4 / 3-H | | 16 1B / 1-H / 2-H / 2B | 1B | | | 1B / 2B | FC6-4 / 1-2 / BB | | 2 | 0 | 1 | 3 | 0 | 0 | 0 |
| 32 Brian Buscher, L (3, PR)<br>OBP: 0.470, SLG: 0.554 | | | | | | | | | | 1 | 1 | 1 | 0 | 0 | 0 | 0 |
| (4, 3) | | | | | | | | | | | | | | | | |
| 96 Tommy Watkins, R (7, 3)<br>OBP: 0.667, SLG: 0.667 | | | | | | | | | | 1 | 1 | 1 | 0 | 1 | 0 | 0 |
| 16 Jason Kubel, L (1, 10)<br>OBP: 0.429, SLG: 0.524 | F7 | | 24 2B / 21 E / 2-H / 1B | L4 | | | 82 FC4-6 E / 2-H / 1B | FC6-4 / 1-2f | | 2 | 1 | 1 | 1 | 0 | 0 | 1 |
| 23 Brendan Harris, R (4, PH)<br>OBP: 0.417, SLG: 0.410 | | | | | | | | | | 1 | 0 | 0 | 0 | 0 | 0 | 1 |
| (5, 10) | | | | | | | | | | | | | | | | |
| Chris Cates, R (7, PH)<br>OBP: 0.333, SLG: 0.333 | | | | | | | | | | 2 | 0 | 1 | 1 | 0 | 0 | 2 |
| (8, 10) | | | | | | | | | | | | | | | | |
| 24 Joe Crede, R (1, 5)<br>OBP: 0.259, SLG: 0.321 | FC6-4 / 1-2f | | 21 E / 1-3 / 2B | | G4-3 / 1B | | K | | | 2 | 0 | 1 | 0 | 0 | 0 | 1 |
| 93 Estarlin De Los Santos, S (PR)<br>OBP: 0.250, SLG: 0.250 | | | | | | | | | | 2 | 1 | 1 | 0 | 0 | 1 | 1 |
| (4, 5) | | | | | | | | | | | | | | | | |
| (5, 4) | | | | | | | | | | | | | | | | |
| 21 Delmon Young, R (1, 7)<br>OBP: 0.313, SLG: 0.492 | | P4 | E3 / 2-H / 3-H | | B 1 SAFE / G4-3 / 1-2 | | E8 / 82 FC4-6 / 1-2 | | | 2 | 0 | 0 | 1 | 0 | 0 | 0 |
| Matt Moses, L (4, 7)<br>OBP: 0.364, SLG: 0.545 | | | | | | | | | | 2 | 0 | 0 | 0 | 0 | 0 | 2 |
| 22 Carlos Gómez, R (1, 8)<br>OBP: 0.358, SLG: 0.533 | | 58 2B / 1B | F8 | | F7 | | FC4-6 / 1-2f / 2-3 | | | 2 | 0 | 1 | 0 | 0 | 0 | 2 |
| 82 Dustin Martin, L (4, 8)<br>OBP: 0.348, SLG: 0.455 | | | | | | | | | | 2 | 0 | 0 | 0 | 0 | 0 | 2 |
| 58 Jose Morales, S (1, 2)<br>OBP: 0.226, SLG: 0.267 | | 1-H / 2B | F7 | | | F8 | G1-3 | | | 3 | 0 | 1 | 0 | 0 | 0 | 2 |
| 80 Jeff Christy, R (7, 2)<br>OBP: 0.636, SLG: 0.556 | | | | | | | | | | 1 | 0 | 0 | 0 | 0 | 0 | 2 |
| 8 Nick Punto, S (1, 6)<br>OBP: 0.395, SLG: 0.500 | | P3 | G4-3 | | | K | | G3 | | 2 | 0 | 0 | 0 | 0 | 0 | 3 |
| 90 Yancarlos Ortiz, S (4, 6) | | | | | | | | | | 2 | 0 | 0 | 0 | 0 | 1 | 0 |
| Inning Stats | R: 1 E: 1 K: 0 S: 5 H: 1 LOB: 1 BB: 0 P: 5 | R: 0 E: 0 K: 0 S: 4 H: 2 LOB: 1 BB: 0 P: 4 | R: 5 E: 1 K: 0 S: 8 H: 4 LOB: 2 BB: 0 P: 10 | R: 0 E: 0 K: 0 S: 4 H: 1 LOB: 1 BB: 0 P: 4 | R: 0 E: 0 K: 0 S: 3 H: 1 LOB: 0 BB: 0 P: 4 | R: 0 E: 1 K: 2 S: 8 H: 0 LOB: 1 BB: 0 P: 8 | R: 1 E: 1 K: 1 S: 8 H: 2 LOB: 2 BB: 0 P: 8 | R: 0 E: 0 K: 1 S: 6 H: 1 LOB: 2 BB: 1 P: 13 | | 1B: 7 2B: 5 3B: 0 HR: 0 SF: 0 SAC: 0 DP: 0 HBP: 1 | | | | | | | |

| | AB | 38 |
|---|---|---|
| | R | 7 |
| | H | 12 |
| | RBI | 6 |
| | BB | 1 |
| | SO | 4 |
| | LOB | 22 |

WP: 0 PB: 0 SB: 1 CS: 0 PA: 40

| PITCHER | | IP | WLS | BF | H | R | ER | SO | BB | IBB | HBP | BLK | WP | HR | S | P | ERA | WHIP |
|---|---|---|---|---|---|---|---|---|---|---|---|---|---|---|---|---|---|---|
| 49 Ross Ohlendorf, R<br>ERA: 2.55 | (1, 1) | 4.0 | L | 22 | 8 | 6 | 5 | 0 | 0 | 0 | 1 | 0 | 0 | 0 | 21 | 23 | 11.25 | 2.000 |
| 55 Matt Capps, R<br>ERA: 5.84 | (5, 1) | 1.0 | | 3 | 1 | 0 | 0 | 0 | 0 | 0 | 0 | 0 | 0 | 0 | 3 | 4 | 0.00 | 1.000 |
| 30 Tyler Yates, R<br>ERA: 1.93 | (6, 1) | 1.0 | | 4 | 0 | 0 | 0 | 2 | 0 | 0 | 0 | 0 | 0 | 0 | 8 | 8 | 0.00 | 0.000 |
| 34 John Grabow, L<br>ERA: 3.86 | (7, 1) | 1.0 | | 6 | 2 | 1 | 1 | 1 | 0 | 0 | 0 | 0 | 0 | 0 | 8 | 8 | 9.00 | 2.000 |
| 43 Jesse Chavez, R<br>ERA: 10.5 | (8, 1) | 1.0 | | 5 | 1 | 0 | 0 | 1 | 1 | 0 | 0 | 0 | 0 | 0 | 6 | 13 | 0.00 | 2.000 |

| PITCHER | | IP | WLS | BF | H | R | ER | SO | BB | IBB | HBP | BLK | WP | HR | S | P | ERA | WHIP |
|---|---|---|---|---|---|---|---|---|---|---|---|---|---|---|---|---|---|---|

| Batter | 1 | 2 | 3 | 4 | 5 | 6 | 7 | 8 | 9 | AB | R | H | RBI | BB | SO | LOB |
|---|---|---|---|---|---|---|---|---|---|---|---|---|---|---|---|---|
| 3 Nyjer Morgan, L (1, 7)<br>OBP: 0.600, SLG: 0.600 | C SI 92<br>X SI 93<br>0-1<br>25 1B<br>12 S<br>1B | X SI 90<br>0-0<br>1-2<br>1B | | | C CH 80<br>B CU 70<br>S SI 91<br>S CU 75<br>1-3 ①<br>K | C FF 86<br>D SL 76<br>F FF 86<br>X SL 77<br>1-2<br>12 1B<br>1-2<br>2-H<br>3-H<br>1B | | D CU 78<br>X SI 93<br>1-0 ③<br>FC3-6<br>1-2f | | 5 | 0 | 3 | 2 | 0 | 1 | 2 |
| 12 Freddy Sanchez, R (1, 4)<br>OBP: 0.400, SLG: 0.600 | C SI 91<br>D FC 86<br>1 SAFE<br>S SI 93<br>D CU 76<br>1 SAFE<br>S FC 87<br>2-3 ①<br>K<br>1-2 | X FC 84<br>0-0 ③<br>G4-3 | | | C SI 91<br>X SI 90<br>0-1 ②<br>F9 | C FF 87<br>X FF 88<br>0-1 ③<br>1-2<br>2-H<br>1B | | | X FF 96<br>0-0<br>41 G4-3<br>25 1B<br>2B | 5 | 1 | 2 | 0 | 0 | 1 | 4 |
| 13 Nate McLouth, L (1, 8) | B SI 92<br>B CH 81<br>D CH 84<br>C SI 91<br>B SI 93<br>4-1<br>25 1B<br>BB | | C SI 89<br>B FC 84<br>X SI 91<br>1-1 ①<br>G6-3 | | B CH 83<br>C FC 84<br>B FC 85<br>D CH 83<br>B SI 91<br>4-1<br>1-2<br>BB | | B FF 86<br>C FF 85<br>C FF 86<br>F FF 86<br>T FF 87<br>1-2 ①<br>K | | B FF 97<br>F FF 96<br>C FF 97<br>B FF 98<br>S<br>2-3 ①<br>K | 3 | 0 | 0 | 0 | 2 | 2 | 1 |
| 41 Ryan Doumit, S (1, 2) | B SI 93<br>X SI 92<br>1-0 ②<br>F8 | | C CU 72<br>C CU 74<br>B SI 91<br>X FC 85<br>1-2 ②<br>G3-1 | | B CH 83<br>C CU 74<br>F FC 84<br>S CU 75<br>1-3 ③<br>K | | S CH 82<br>B SL 82<br>B FF 88<br>X CH 82<br>2-1<br>E6 | | F SL 85<br>B FF 97<br>F FF 96<br>F FF 98<br>X SL 85<br>1-2 ②<br>G4-3<br>2-3 | 5 | 0 | 0 | 0 | 0 | 1 | 5 |
| 25 Adam LaRoche, L (1, 3)<br>OBP: 0.400, SLG: 0.400 | C SI 94<br>X FC 86<br>0-1<br>1-2<br>2-3<br>1B | | B SI 88<br>X SI 90<br>1-0 ③<br>L9 | | | C SI 88<br>F CU 71<br>B FC 83<br>S CU 75<br>1-3 ①<br>K | 1 SAFE<br>1 SAFE<br>S SL 75<br>B SL 77<br>F FF 85<br>B FF 86<br>S FF 87<br>2-3 ②<br>K | | S FF 97<br>B FF 98<br>X FF 96<br>1-1<br>16 2B<br>2 2B<br>3-H<br>1B | 5 | 1 | 2 | 1 | 0 | 2 | 1 |
| 15 Andy LaRoche, R (1, 5)<br>30 Tyler Yates, R (7, 1)<br>34 John Grabow, L (8, 1)<br>16 Eric Hinske, L (9, PH)<br>OBP: 1.000, SLG: 2.000<br>55 Matt Capps, R (9, 1) | C FC 86<br>C CU 75<br>D CU 76<br>S CU 77<br>1-3 ③<br>K | | | B SI 90<br>C SI 90<br>C FC 84<br>B FC 85<br>X SI 91<br>2-2 ①<br>F9 | | B SI 88<br>C SI 88<br>C SI 89<br>B CU 75<br>B FC 82<br>F SI 89<br>B SI 89<br>4-2<br>28 BB<br>44 PB<br>3 1B<br>BB | X SI 94<br>0-0 ③<br>L6 | | X FF 96<br>0-0<br>1-3<br>2B | 3<br>0<br>0<br>1<br>0 | 1<br>0<br>0<br>1<br>0 | 0<br>0<br>0<br>1<br>0 | 0<br>0<br>0<br>1<br>0 | 1<br>0<br>0<br>0<br>0 | 1<br>0<br>0<br>0<br>0 | 4<br>0<br>0<br>0<br>0 |
| 44 Brandon Moss, L (1, 9) | | C SI 90<br>B SI 90<br>B CH 82<br>X SI 91<br>2-1 ①<br>L8 | | S CH 82<br>C CU 73<br>S CU 74<br>0-3 ②<br>K | S CH 79<br>S CU 71<br>B SI 89<br>B CU 72<br>D FC 85<br>D CU 73<br>4-2<br>28 BB<br>3 1B<br>1-2<br>BB | | | C SI 93<br>B SI 94<br>B SI 85<br>B SI 92<br>X SI 92<br>3-1 ①<br>F8 | B FF 97<br>D SL 84<br>C SL 84<br>H FF 96<br>3-1<br>2 2B<br>HBP | 3 | 2 | 0 | 0 | 1 | 1 | 0 |
| 2 Jack Wilson, R (1, 6)<br>OBP: 0.200, SLG: 0.400 | | B SI 91<br>F SI 90<br>F SI 91<br>F SI 92<br>B FC 85<br>C SI 92<br>2-3 ②<br>K | | B SI 90<br>X FC 84<br>1-0 ③<br>L6 | | B SI 90<br>B SL 83<br>S SI 90<br>F SI 90<br>F SL 83<br>B SL 81<br>X SL 82<br>3-2 ②<br>F6 | | B SI 92<br>F SI 93<br>F SI 93<br>C CU 77<br>1-3 ②<br>K | S FF 96<br>F FF 96<br>X FF 96<br>0-2<br>1-H<br>2-H<br>3-H<br>2B | 5 | 0 | 1 | 3 | 0 | 2 | 2 |
| 28 Paul Maholm, L (1, 1)<br>OBP: 1.000, SLG: 1.000<br>5 Ramón Vázquez, L (7, 5)<br>OBP: 0.500, SLG: 0.500 | | B SI 92<br>B SI 89<br>C SI 90<br>F SI 90<br>B SI 90<br>F SI 89<br>X SI 90<br>3-2<br>3 1B<br>1B | | | B SI 89<br>B SI 89<br>B SI 88<br>B CH 85<br>4-0<br>13 BB<br>BB | B CU 78<br>B SI 89<br>B SI 88<br>C SI 89<br>B SI 88<br>4-1<br>3 1B<br>12 1B<br>1-2<br>2-3<br>BB | | B SI 93<br>X SI 92<br>1-0<br>3 FC3-6<br>1B | B FC 86<br>B FF 96<br>C FF 95<br>S FF 95<br>B CU 82<br>F FF 95<br>X FF 95<br>3-2 ③<br>F8 | 1<br>2 | 0<br>0 | 1<br>1 | 0<br>0 | 2<br>0 | 0<br>0 | 0<br>1 |
| Inning Stats | R: 0<br>E: 0<br>K: 2<br>S: 12<br>H: 2<br>LOB: 3<br>BB: 1<br>P: 20 | R: 0<br>E: 0<br>K: 1<br>S: 12<br>H: 2<br>LOB: 2<br>BB: 0<br>P: 19 | R: 0<br>E: 0<br>K: 0<br>S: 6<br>H: 0<br>LOB: 0<br>BB: 0<br>P: 9 | R: 0<br>E: 0<br>K: 1<br>S: 7<br>H: 0<br>LOB: 0<br>BB: 0<br>P: 10 | R: 0<br>E: 0<br>K: 2<br>S: 9<br>H: 0<br>LOB: 2<br>BB: 2<br>P: 19 | R: 2<br>E: 0<br>K: 1<br>S: 18<br>H: 2<br>LOB: 2<br>BB: 3<br>P: 35 | R: 0<br>E: 1<br>K: 2<br>S: 10<br>H: 0<br>LOB: 1<br>BB: 0<br>P: 15 | R: 0<br>E: 0<br>K: 1<br>S: 7<br>H: 1<br>LOB: 1<br>BB: 0<br>P: 13 | R: 4<br>E: 0<br>K: 1<br>S: 19<br>H: 4<br>LOB: 1<br>BB: 0<br>P: 29 | 1B: 8<br>2B: 3<br>3B: 0<br>HR: 0<br>SF: 0<br>SAC: 0<br>DP: 0<br>HBP: 1 | | | | | | |

| PITCHER | | IP | WLS | BF | H | R | ER | SO | BB | IBB | HBP | BLK | WP | HR | S | P | ERA | WHIP |
|---|---|---|---|---|---|---|---|---|---|---|---|---|---|---|---|---|---|---|
| 50 Adam Wainwright, R<br>ERA: 3.38 | (1, 1) | 5.1 | | 25 | 4 | 2 | 2 | 7 | 5 | 0 | 0 | 0 | 0 | 0 | 54 | 94 | 3.38 | 1.688 |
| 52 Josh Kinney, R<br>ERA: | (6, 1) | 0.1 | H | 2 | 0 | 0 | 0 | 0 | 1 | 0 | 0 | 0 | 0 | 0 | 5 | 12 | 0.00 | 3.000 |
| 43 Trever Miller, L<br>ERA: | (6, 1) | 1.0 | B | 5 | 2 | 0 | 0 | 2 | 0 | 0 | 0 | 0 | 0 | 0 | 14 | 20 | 0.00 | 2.000 |
| 46 Kyle McClellan, R<br>ERA: | (7, 1) | 1.1 | | 5 | 1 | 0 | 0 | 1 | 0 | 0 | 0 | 0 | 0 | 0 | 8 | 14 | 0.00 | 0.750 |
| 30 Jason Motte, R<br>ERA: 36.0 | (9, 1) | 1.0 | L | 8 | 4 | 4 | 4 | 1 | 0 | 0 | 1 | 0 | 0 | 0 | 19 | 29 | 36.00 | 4.000 |

| PITCHER | IP | WLS | BF | H | R | ER | SO | BB | IBB | HBP | BLK | WP | HR | S | P | ERA | WHIP |
|---|---|---|---|---|---|---|---|---|---|---|---|---|---|---|---|---|---|

# TOP

## Pittsburgh Pirates @ St. Louis Cardinals

Busch Stadium, St. Louis, MO

Mon Apr 06 2009, 3:15 PM CDT

Att. 45,832 - Cloudy - 42 F

livebaseballscorecards.com

| | |
|---|---|
| AB | 38 |
| R | 6 |
| H | 11 |
| RBI | 6 |
| BB | 6 |
| SO | 11 |
| LOB | 20 |

WP: 0 PA: 45
PB: 1
SB: 1
CS: 0

| Batter | 1 | 2 | 3 | 4 | 5 | 6 | 7 | 8 | 9 | AB | R | H | RBI | BB | SO | LOB |
|---|---|---|---|---|---|---|---|---|---|---|---|---|---|---|---|---|
| 13 Brendan Ryan, R (1, 4)<br>OBP: 0.200, SLG: 0.200 | X FF 88<br>0-0<br>G5-3 ① | | X SI 88<br>0-0<br>3 1B<br>5 1B<br>47 1B<br>1-2<br>1B | C CU 74<br>X FF 89<br>0-1<br>P3 ③ | | | B CH 83<br>X FF 88<br>1-0<br>P3 ② | F FF 90<br>1 SAFE<br>1 SAFE<br>B CH 81<br>X CH 81<br>1-1<br>F7 ③<br>1-3 | | 5 | 1 | 1 | 0 | 0 | 0 | 2 |
| 24 Rick Ankiel, L (1, 8) | B FF 89<br>X SI 88<br>1-0<br>G4-3 ② | | B CU 74<br>X FF 89<br>1-0<br>L4 ① | | B CU 74<br>C CU 73<br>B SL 79<br>F FF 89<br>B SL 80<br>X FF 89<br>3-2<br>P3 ① | | C SL 79<br>B CU 73<br>F FF 88<br>F SL 80<br>H FF 89<br>2-2<br>5 WP<br>HBP | | F SI 94<br>B CH 86<br>S CH 85<br>B CH 87<br>B SI 93<br>X SI 94<br>3-2<br>G4-3 ① | 4 | 0 | 0 | 0 | 0 | 0 | 2 |
| 5 Albert Pujols, R (1, 3)<br>OBP: 0.800, SLG: 1.000 | B SI 88<br>X CH 84<br>1-0<br>2B | | D CU 75<br>B SI 88<br>B CH 85<br>X SI 88<br>3-0<br>47 1B<br>3 1B<br>1-2<br>2-3<br>1B | | B CH 84<br>X FF 89<br>1-0<br>F9 ② | | B SI 88<br>I IN 70<br>I IN 70<br>I<br>4-0<br>1-2<br>IBB | | C SI 94<br>B CH 87<br>X CH 88<br>1-1<br>1B | 4 | 0 | 3 | 0 | 1 | 0 | 0 |
| 3 Khalil Greene, R (1, 6)<br>OBP: 0.200, SLG: 0.200 | B SI 89<br>X CH 84<br>1-0<br>P3 ③ | | B CH 85<br>X FF 90<br>1-0<br>4 G5-3<br>47 1B<br>1-2<br>2-3<br>3-H<br>1B | | B CU 73<br>C FF 89<br>B CU 76<br>X CH 84<br>2-1<br>G6-3 ③ | | C SI 91<br>X SL 90<br>0-1<br>L8 ③ | | C SI 93<br>X SI 95<br>0-1<br>F8 ② | 5 | 0 | 1 | 1 | 0 | 0 | 4 |
| 47 Ryan Ludwick, R (1, 9)<br>OBP: 0.400, SLG: 1.000 | | F SI 88<br>B FF 87<br>F CH 84<br>B FF 89<br>X CU 73<br>2-2<br>G5-3 ① | B FF 86<br>X FF 91<br>1-0<br>1-2<br>2-3<br>3-H<br>1B | | | C CU 72<br>X SL 79<br>0-1<br>G1-3 ① | | X FF 95<br>0-0<br>HR | C SL 82<br>B SL 85<br>F SI 94<br>S SI 95<br>1-3<br>K ③ | 5 | 1 | 2 | 2 | 0 | 1 | 1 |
| 4 Yadier Molina, R (1, 2) | | C SI 89<br>B CH 84<br>B SI 89<br>X SI 89<br>2-1<br>L8 ②<br>2-3f | B FF 89<br>B FF 91<br>F FF 90<br>X SI 85<br>2-1<br>G5-3 ②③ | | | B CU 73<br>B SI 86<br>X SI 86<br>2-0<br>G6-3 ② | | F SI 94<br>B SL 89<br>F FF 94<br>F FF 95<br>B SL 88<br>X SL 89<br>2-2<br>P4 ① | | 4 | 0 | 0 | 0 | 0 | 0 | 3 |
| 16 Chris Duncan, L (1, 7)<br>OBP: 0.500, SLG: 0.667<br>22 Joe Thurston, L (8, PR)<br>(9, 5) | C CU 72<br>F FF 90<br>X FF 90<br>0-2<br>2B | | X CU 77<br>0-0<br>G3 ① | | | B SL 79<br>B CU 73<br>S SL 79<br>X CU 75<br>2-1<br>E5 | | S CH 87<br>B CH 87<br>B SI 95<br>B CH 87<br>F FF 96<br>B CH 87<br>4-2<br>55 1B<br>12 SF9<br>BB | | 3<br>0 | 0<br>1 | 1<br>0 | 0<br>0 | 1<br>0 | 0<br>0 | 0<br>0 |
| 23 Brian Barden, R (1, 5)<br>46 Kyle McClellan, R (7, 1)<br>55 Skip Schumaker, L (8, PH)<br>OBP: 1.000, SLG: 1.000<br>(9, 7) | B CU 72<br>X SI 90<br>1-0<br>F8 ③ | | C CU 72<br>B CU 72<br>F FF 88<br>B FF 90<br>S SL 80<br>2-3<br>K ② | | | X CU 73<br>0-0<br>P4 ③ | | F FF 89<br>S SL 82<br>X SL 83<br>0-2<br>13 E<br>13 S<br>1-3<br>1B | | 3<br>0<br>1 | 0<br>0<br>0 | 0<br>0<br>1 | 0<br>0<br>0 | 0<br>0<br>0 | 1<br>0<br>0 | 2<br>0<br>0 |
| 50 Adam Wainwright, R (1, 1)<br>OBP: 0.500, SLG: 1.000<br>52 Josh Kinney, R (6, 1)<br>43 Trever Miller, R (6, 1)<br>12 David Freese, R (7, 5)<br>30 Jason Motte, R (9, 1) | | | X FF 88<br>0-0<br>E5<br>5 1B<br>13 1B<br>3 1B<br>S FF 89<br>F CU 76<br>B FF 89<br>B SL 81<br>B FF 86<br>X FF 90<br>3-2<br>2B | | | | C CH 80<br>B CU 71<br>F FF 86<br>B CH 83<br>X CH 83<br>2-2<br>G5-3 ① | 1 SAFE<br>S CH 81<br>F CH 82<br>F CH 82<br>B FF 90<br>X FF 90<br>1-2<br>SF9 ②<br>3-H | | 2<br>0<br>0<br>0<br>1<br>0 | 1<br>0<br>0<br>0<br>0<br>0 | 1<br>0<br>0<br>0<br>0<br>0 | 0<br>0<br>0<br>0<br>0<br>0 | 0<br>0<br>0<br>1<br>0<br>0 | 0<br>0<br>0<br>0<br>0<br>0 | 0<br>0<br>0<br>0<br>0<br>0 |
| Inning Stats | R: 0<br>E: 0<br>K: 0<br>S: 4<br>H: 1<br>LOB: 1<br>BB: 0<br>P: 7 | R: 0<br>E: 0<br>K: 0<br>S: 9<br>H: 1<br>LOB: 1<br>BB: 0<br>P: 14 | R: 2<br>E: 1<br>K: 0<br>S: 8<br>H: 4<br>LOB: 2<br>BB: 0<br>P: 16 | R: 0<br>E: 0<br>K: 1<br>S: 9<br>H: 1<br>LOB: 1<br>BB: 0<br>P: 14 | R: 0<br>E: 0<br>K: 0<br>S: 6<br>H: 0<br>LOB: 0<br>BB: 0<br>P: 12 | R: 0<br>E: 1<br>K: 0<br>S: 6<br>H: 0<br>LOB: 1<br>BB: 0<br>P: 10 | R: 0<br>E: 0<br>K: 0<br>S: 9<br>H: 0<br>LOB: 2<br>BB: 1<br>P: 18 | R: 2<br>E: 0<br>K: 0<br>S: 16<br>H: 2<br>LOB: 2<br>BB: 1<br>P: 24 | R: 0<br>E: 0<br>K: 1<br>S: 10<br>H: 1<br>LOB: 1<br>BB: 0<br>P: 15 | 1B: 6<br>2B: 3<br>3B: 0<br>HR: 1<br>SF: 1<br>SAC: 0<br>DP: 1<br>HBP: 1 | | | | | | |

| PITCHER | | IP | WLS | BF | H | R | ER | SO | BB | IBB | HBP | BLK | WP | HR | S | P | ERA | WHIP |
|---|---|---|---|---|---|---|---|---|---|---|---|---|---|---|---|---|---|---|
| 28 Paul Maholm, L<br>ERA: 1.35 | (1, 1) | 6.2 | | 30 | 7 | 2 | 1 | 1 | 0 | 1 | 1 | 0 | 1 | 0 | 49 | 89 | 1.35 | 1.050 |
| 30 Tyler Yates, R<br>ERA: 27.0 | (7, 1) | 0.2 | | 4 | 1 | 2 | 2 | 0 | 1 | 0 | 0 | 0 | 0 | 1 | 9 | 15 | 27.00 | 3.000 |
| 34 John Grabow, L<br>ERA: | (8, 1) | 0.2 | W | 3 | 1 | 0 | 0 | 0 | 0 | 0 | 0 | 0 | 0 | 0 | 9 | 11 | 0.00 | 1.500 |
| 55 Matt Capps, R<br>ERA: | (9, 1) | 1.0 | S | 4 | 1 | 0 | 0 | 1 | 0 | 0 | 0 | 0 | 0 | 0 | 10 | 15 | 0.00 | 1.000 |

| PITCHER | IP | WLS | BF | H | R | ER | SO | BB | IBB | HBP | BLK | WP | HR | S | P | ERA | WHIP |
|---|---|---|---|---|---|---|---|---|---|---|---|---|---|---|---|---|---|

# BOTTOM

## Pittsburgh Pirates @ St. Louis Cardinals

Busch Stadium, St. Louis, MO

Mon Apr 06 2009, 3:15 PM CDT

Att. 45,832 - Cloudy - 42 F

livebaseballscorecards.com

| | |
|---|---|
| AB | 37 |
| R | 4 |
| H | 10 |
| RBI | 4 |
| BB | 2 |
| SO | 2 |
| LOB | 14 |

WP: 1 PA: 41
PB: 0
SB: 1
CS: 0

| Batter | 1 | 2 | 3 | 4 | 5 | 6 | 7 | 8 | 9 | AB | R | H | RBI | BB | SO | LOB |
|---|---|---|---|---|---|---|---|---|---|---|---|---|---|---|---|---|
| 3 Nyjer Morgan, L (1, 7)<br>OBP: 0.444, SLG: 0.444 | B SI 92<br>B SI 91<br>C SI 91<br>X SI 91<br>2-1<br>13 F8<br>12 1B<br>41 SF9<br>1B | | C CU 74<br>B SL 83<br>L CH 82<br>F CH 82<br>X SI 92<br>1-2 ①<br>G4-3 | | | B SI 89<br>C SI 89<br>X CU 75<br>1-1<br>E4<br>12 HR | | C SI 89<br>B SI 89<br>C SI 89<br>B SL 85<br>B SI 90<br>X SI 90<br>3-2 ①<br>G4-3 | | 4 | 2 | 1 | 0 | 0 | 0 | 0 |
| 12 Freddy Sanchez, R (1, 4)<br>OBP: 0.444, SLG: 0.889 | S SL 84<br>X SL 84<br>0-1<br>13 F8<br>1-2<br>1B | | B SI 92<br>C SI 90<br>X SI 91<br>1-1 ②<br>F8 | | | B SI 88<br>D SL 82<br>C SI 89<br>X SI 89<br>2-1<br>1-H<br>HR | | C SI 90<br>F CH 86<br>B SL 84<br>S CH 84<br>1-3 ②<br>K | | 4 | 1 | 2 | 2 | 0 | 1 | 0 |
| 13 Nate McLouth, L (1, 8) | C SI 92<br>D SI 93<br>X CH 82<br>1-1 ①<br>F8<br>1-2<br>2-3 | | B SI 91<br>X CU 76<br>1-0 ③<br>G3-1 | | | B CU 75<br>B SI 90<br>F SI 90<br>B SI 90<br>B SI 90<br>4-1<br>41 G4-6-3<br>BB | | B SI 89<br>X SI 89<br>1-0 ③<br>G4-3 | | 3 | 0 | 0 | 0 | 1 | 0 | 2 |
| 41 Ryan Doumit, S (1, 2) | S CH 81<br>B SI 93<br>S SL 85<br>B SI 93<br>X SL 85<br>2-2 ②<br>SF9<br>3-H | | | C SI 90<br>F CH 81<br>X SI 91<br>0-2 ①<br>G3-1 | | S CH 80<br>D CU 75<br>X SI 89<br>1-1 ①②<br>G4-6-3<br>1-2f | | | X SI 88<br>0-0 ①<br>L9 | 3 | 0 | 0 | 1 | 0 | 0 | 1 |
| 25 Adam LaRoche, L (1, 3)<br>OBP: 0.222, SLG: 0.222 | B CH 82<br>X CU 76<br>1-0 ③<br>L7 | | | B CU 75<br>S SI 91<br>C SI 91<br>B CH 81<br>F CH 84<br>B SI 91<br>X SI 90<br>3-2 ②<br>L7 | | C SI 90<br>B SI 89<br>B CH 82<br>F SI 88<br>X SL 82<br>2-2 ③<br>G4-3 | | | F SI 89<br>X CH 80<br>0-1 ②<br>F8 | 4 | 0 | 0 | 0 | 0 | 0 | 1 |
| 16 Eric Hinske, L (1, 9)<br>OBP: 0.400, SLG: 0.800 | | B SI 90<br>B CH 82<br>C SI 90<br>F SI 91<br>F CH 83<br>F CU 76<br>F SI 92<br>F SI 92<br>F CH 83<br>2-3 ①<br>S CH 83<br>K | | B SI 91<br>C SI 89<br>F SI 90<br>S SL 85<br>1-3 ③<br>K | | | B CU 73<br>B SI 87<br>S SI 88<br>S SI 87<br>B CH 81<br>X SI 89<br>3-2<br>2<br>FC6-5<br>2B | | B SI 90<br>B SI 88<br>S SI 87<br>X SI 87<br>2-1 ③<br>F9 | 4 | 0 | 1 | 0 | 0 | 2 | 0 |
| 15 Andy LaRoche, R (1, 5) | | X SI 92<br>0-0 ②<br>G6-3 | | | C SI 90<br>B SL 83<br>X SL 82<br>1-1 ①<br>L7 | | D SL 82<br>B SI 89<br>B SI 89<br>C SI 88<br>F SI 89<br>X SI 90<br>3-2 ①<br>G5-3 | | | 3 | 0 | 0 | 0 | 0 | 0 | 1 |
| 2 Jack Wilson, R (1, 6)<br>OBP: 0.250, SLG: 0.375 | | B SI 92<br>C SL 84<br>C SI 92<br>X SL 85<br>1-2<br>45 WP<br>1B | | | C SI 91<br>B SI 90<br>X SL 83<br>1-1 ②<br>G4-3 | | S SI 89<br>X SL 82<br>0-1 ②<br>FC6-5<br>18 WP<br>2-3 | | | 3 | 0 | 1 | 0 | 0 | 0 | 1 |
| 45 Ian Snell, R (1, 1)<br>44 Brandon Moss, L (5, PH)<br>56 Donnie Veal, L (5, 1)<br>17 Sean Burnett, L (6, 1)<br>18 Craig Monroe, R (7, PH)<br>38 Craig Hansen, R (7, 1) | | F CH 83<br>C SI 90<br>B SI 91<br>T SL 83<br>1-2 ③<br>K<br>1-2 | | | B SI 92<br>F SI 90<br>S CH 82<br>T SL 83<br>1-2 ③<br>K | | B SL 83<br>C SI 89<br>S SI 89<br>B SL 83<br>X SL 83<br>2-2 ③<br>L7<br>1-2 | | | 1<br>1<br>0<br>0<br>1<br>0 | 0<br>0<br>0<br>0<br>0<br>0 | 0<br>0<br>0<br>0<br>0<br>0 | 0<br>0<br>0<br>0<br>0<br>0 | 1<br>1<br>0<br>0<br>0<br>0 | 1<br>0<br>0<br>0<br>1<br>0 | 1<br>0<br>0<br>0<br>1<br>0 |
| Inning Stats | R: 1<br>E: 0<br>K: 0<br>S: 10<br>H: 2<br>LOB: 1<br>BB: 0<br>P: 16 | R: 0<br>E: 0<br>K: 2<br>S: 15<br>H: 1<br>LOB: 1<br>BB: 0<br>P: 19 | R: 0<br>E: 0<br>K: 0<br>S: 7<br>H: 0<br>LOB: 0<br>BB: 0<br>P: 10 | R: 0<br>E: 0<br>K: 1<br>S: 10<br>H: 0<br>LOB: 0<br>BB: 0<br>P: 14 | R: 0<br>E: 0<br>K: 1<br>S: 7<br>H: 0<br>LOB: 0<br>BB: 0<br>P: 10 | R: 2<br>E: 1<br>K: 0<br>S: 10<br>H: 1<br>LOB: 0<br>BB: 1<br>P: 20 | R: 0<br>E: 0<br>K: 0<br>S: 11<br>H: 1<br>LOB: 1<br>BB: 0<br>P: 19 | R: 0<br>E: 0<br>K: 1<br>S: 7<br>H: 0<br>LOB: 0<br>BB: 0<br>P: 12 | R: 0<br>E: 0<br>K: 0<br>S: 5<br>H: 0<br>LOB: 0<br>BB: 0<br>P: 7 | 1B: 3<br>2B: 1<br>3B: 0<br>HR: 1<br>SF: 1<br>SAC: 0<br>DP: 1<br>HBP: 0 | | | | | | |

| PITCHER | | IP | WLS | BF | H | R | ER | SO | BB | IBB | HBP | BLK | WP | HR | S | P | ERA | WHIP |
|---|---|---|---|---|---|---|---|---|---|---|---|---|---|---|---|---|---|---|
| 26 Kyle Lohse, R<br>ERA: 2.57 | (1, 1) | 7.0 | W | 27 | 5 | 3 | 2 | 4 | 1 | 0 | 0 | 0 | 2 | 1 | 70 | 108 | 2.57 | 0.857 |
| 36 Dennys Reyes, L<br>ERA: | (8, 1) | 1.0 | | 3 | 0 | 0 | 0 | 1 | 0 | 0 | 0 | 0 | 0 | 0 | 7 | 12 | 0.00 | 0.000 |
| 48 Brad Thompson, R<br>ERA: | (9, 1) | 1.0 | | 3 | 0 | 0 | 0 | 0 | 0 | 0 | 0 | 0 | 0 | 0 | 5 | 7 | 0.00 | 0.000 |

| PITCHER | IP | WLS | BF | H | R | ER | SO | BB | IBB | HBP | BLK | WP | HR | S | P | ERA | WHIP |
|---|---|---|---|---|---|---|---|---|---|---|---|---|---|---|---|---|---|

# TOP

## Pittsburgh Pirates @ St. Louis Cardinals

Busch Stadium, St. Louis, MO

Tue Apr 07 2009, 7:15 PM CDT

Att. 35,206 - Clear - 49 F

livebaseballscorecards.com

| | |
|---|---|
| AB | 31 |
| R | 3 |
| H | 5 |
| RBI | 3 |
| BB | 1 |
| SO | 5 |
| LOB | 8 |

WP: 2 PA: 33
PB: 0
SB: 0
CS: 0

| Batter | 1 | 2 | 3 | 4 | 5 | 6 | 7 | 8 | 9 | AB | R | H | RBI | BB | SO | LOB |
|---|---|---|---|---|---|---|---|---|---|---|---|---|---|---|---|---|
| 55 Skip Schumaker, L (1, 4)<br>OBP: 0.333, SLG: 0.200 | C SI 90<br>B CH 84<br>F SI 91<br>F SL 80<br>B SI 92<br>B SL 81<br>X SI 92<br>3-2 F7 ① | F SL 79<br>B SI 92<br>X CH 84<br>1-1 G4-3 ③<br>2-3 | | C SI 89<br>B CH 86<br>C CH 85<br>F SI 92<br>B CH 81<br>B CH 82<br>X FF 91<br>3-2 G5-3 ② | B CU 76<br>B FF 92<br>B FF 91<br>C FF 90<br>B FF 90<br>4-1 5 BB 28 BB BB | | S SL 85<br>D SL 83<br>T FF 92<br>B SL 82<br>S SL 83<br>2-3 K ② | | | 4 | 0 | 0 | 0 | 1 | 1 | 2 |
| 28 Colby Rasmus, L (1, 9)<br>OBP: 0.600, SLG: 0.500 | X SI 91<br>0-0 G4-3 ② | | C SI 90<br>B CH 85<br>X CH 83<br>1-1 5 HR 1B | C SI 92<br>F CH 85<br>B SI 93<br>X CH 83<br>1-2 5 E 3 2B 1B | D CU 78<br>B FF 93<br>B FF 92<br>B FF 92<br>4-0 5 BB<br>1-2 BB | | X SI 92<br>0-0 L9 ③ | | | 4 | 2 | 2 | 0 | 1 | 0 | 1 |
| 5 Albert Pujols, R (1, 3)<br>OBP: 0.800, SLG: 1.286 | B SI 92<br>B SL 83<br>B SL 81<br>B SI 92<br>4-0 16 HR BB | | S SL 84<br>D CH 85<br>C SL 84<br>1 SAFE<br>B SI 90<br>X CH 86<br>2-2 1-H HR | C FF 92<br>B FF 94<br>D CH 85<br>X FF 94<br>2-1 E5 3 2B<br>1-3 | B CH 85<br>B FF 93<br>B FF 94<br>4-0<br>1-2<br>2-3 BB | | | C FF 91<br>B SL 83<br>B SL 82<br>F SI 91<br>B SL 84<br>X SL 82<br>3-2 3 1B 16 BB 1B | | 3 | 3 | 2 | 2 | 2 | 0 | 1 |
| 16 Chris Duncan, L (1, 7)<br>OBP: 0.556, SLG: 1.000 | C SI 92<br>B CH 86<br>B SI 92<br>X SI 92<br>2-1 1-H HR | | B SI 91<br>X CH 86<br>1-0 G5-3 ① | I IN 57<br>I IN 60<br>I IN 61<br>I IN 59<br>4-0 3 2B IBB | C CU 77<br>S CU 80<br>B CU 79<br>C CU 80<br>1-3 K ③ | | | B FF 91<br>F FF 92<br>B SI 92<br>B SL 82<br>B SI 90<br>4-1 3 1B<br>1-2 BB | | 3 | 1 | 1 | 2 | 2 | 1 | 3 |
| 3 Khalil Greene, R (1, 6)<br>OBP: 0.300, SLG: 0.400 | B<br>C SI 91<br>X CH 83<br>1-1 F7 ③ | | C SI 91<br>F CH 82<br>F SL 81<br>T SL 85<br>0-2 K ② | D CH 84<br>X SL 83<br>1-0<br>1-3<br>2-H<br>3-H 2B | | B SI 88<br>B SI 89<br>X SI 89<br>2-0 L8 ① | | C SL 82<br>X SL 81<br>0-1<br>1-2<br>2-3 1B | | 5 | 0 | 2 | 2 | 0 | 1 | 0 |
| 24 Rick Ankiel, L (1, 8)<br>OBP: 0.200, SLG: 0.111 | | X SI 91<br>0-0 G5-3 ① | C CH 84<br>B SL 80<br>X SI 92<br>1-1 4 BB 22 1B 1B | X CH 84<br>0-0 F7 ③ | | B SL 77<br>F FF 90<br>F SL 79<br>F SL 78<br>B FF 90<br>S SL 78<br>2-3 K2-3 ② | | C SL 82<br>B FF 90<br>F SL 82<br>S SL 84<br>1-3 K ① | | 5 | 1 | 1 | 0 | 0 | 2 | 5 |
| 4 Yadier Molina, R (1, 2)<br>OBP: 0.333, SLG: 0.875 | | B SI 90<br>X SI 91<br>1-0 22 2B 3B | D SL 83<br>B CH 87<br>C SI 88<br>B SL 82<br>B SI 88<br>4-1 22 1B<br>1-2 BB | | B FF 92<br>B FF 92<br>X FF 91<br>2-0 HR | B CH 82<br>B SI 90<br>X SI 90<br>2-1 G1-3 ③ | | B FF 90<br>C SL 81<br>F FF 90<br>B SL 81<br>X SL 81<br>2-2 F5 ② | | 4 | 2 | 2 | 1 | 1 | 0 | 3 |
| 22 Joe Thurston, L (1, 5)<br>OBP: 0.400, SLG: 0.600 | | B SI 92<br>X SI 92<br>1-0 55 WP<br>3-H 2B | X SI 90<br>0-0<br>1-3<br>2-H 1B | | C CU 76<br>S CU 77<br>S CU 79<br>0-3 K2-3 ① | | F FF 93<br>S SL 84<br>S SL 85<br>0-3 K ① | X FF 90<br>0-0 G3 ③ | | 5 | 0 | 2 | 2 | 0 | 2 | 3 |
| 26 Kyle Lohse, R (1, 1)<br>12 David Freese, R (7, PH)<br>36 Dennys Reyes, R (8, 1)<br>48 Brad Thompson, R (9, 1) | | B SL 79<br>B CH 85<br>X CH 87<br>2-0 L7 ② | | C SI 88<br>C SL 82<br>F SL 79<br>S SL 83<br>0-3 K ① | B FF 91<br>S FF 93<br>B FF 94<br>C FF 92<br>S CU 79<br>2-3 K2-3 ② | | B FF 94<br>B FF 92<br>B FF 93<br>C FF 92<br>B FF 92<br>4-1 BB | | | 3<br>0<br>0<br>0 | 0<br>0<br>0<br>0 | 0<br>0<br>0<br>0 | 0<br>1<br>0<br>0 | 0<br>0<br>0<br>0 | 2<br>0<br>0<br>0 | 1<br>0<br>0<br>0 |
| Inning Stats | R: 2<br>E: 0<br>K: 0<br>S: 9<br>H: 1<br>LOB: 0<br>BB: 1<br>P: 19 | R: 1<br>E: 0<br>K: 0<br>S: 6<br>H: 2<br>LOB: 1<br>BB: 0<br>P: 11 | R: 3<br>E: 0<br>K: 1<br>S: 14<br>H: 4<br>LOB: 2<br>BB: 1<br>P: 23 | R: 2<br>E: 1<br>K: 1<br>S: 15<br>H: 2<br>LOB: 2<br>BB: 1<br>P: 26 | R: 1<br>E: 0<br>K: 3<br>S: 11<br>H: 1<br>LOB: 3<br>BB: 3<br>P: 28 | R: 0<br>E: 0<br>K: 1<br>S: 7<br>H: 0<br>LOB: 0<br>BB: 0<br>P: 13 | R: 0<br>E: 0<br>K: 2<br>S: 8<br>H: 0<br>LOB: 1<br>BB: 1<br>P: 14 | R: 0<br>E: 0<br>K: 1<br>S: 13<br>H: 2<br>LOB: 3<br>BB: 1<br>P: 23 | | 1B: 6<br>2B: 2<br>3B: 1<br>HR: 3<br>SF: 0<br>SAC: 0<br>DP: 0<br>HBP: 0 | | | | | | |

| PITCHER | | IP | WLS | BF | H | R | ER | SO | BB | IBB | HBP | BLK | WP | HR | S | P | ERA | WHIP |
|---|---|---|---|---|---|---|---|---|---|---|---|---|---|---|---|---|---|---|
| 45 Ian Snell, R<br>ERA: 13.5 | (1, 1) | 4.0 | L | 24 | 9 | 8 | 6 | 2 | 2 | 1 | 0 | 0 | 1 | 2 | 44 | 79 | 13.50 | 2.750 |
| 56 Donnie Veal, L<br>ERA: 9.0 | (5, 1) | 1.0 | | 7 | 1 | 1 | 1 | 3 | 3 | 0 | 0 | 0 | 0 | 1 | 11 | 28 | 9.00 | 4.000 |
| 17 Sean Burnett, L<br>ERA: | (6, 1) | 1.0 | | 3 | 0 | 0 | 0 | 1 | 0 | 0 | 0 | 0 | 0 | 0 | 7 | 13 | 0.00 | 0.000 |
| 38 Craig Hansen, R<br>ERA: | (7, 1) | 2.0 | | 10 | 2 | 0 | 0 | 3 | 2 | 0 | 0 | 0 | 0 | 0 | 21 | 37 | 0.00 | 2.000 |

| PITCHER | IP | WLS | BF | H | R | ER | SO | BB | IBB | HBP | BLK | WP | HR | S | P | ERA | WHIP |
|---|---|---|---|---|---|---|---|---|---|---|---|---|---|---|---|---|---|

# BOTTOM

# Pittsburgh Pirates @ St. Louis Cardinals

Busch Stadium, St. Louis, MO

Tue Apr 07 2009, 7:15 PM CDT

Att. 35,206 - Clear - 49 F

livebaseballscorecards.com

| | |
|---|---|
| AB | 36 |
| R | 9 |
| H | 12 |
| RBI | 9 |
| BB | 8 |
| SO | 9 |
| LOB | 19 |

| Batter | 1 | 2 | 3 | 4 | 5 | 6 | 7 | 8 | 9 | AB | R | H | RBI | BB | SO | LOB |
|---|---|---|---|---|---|---|---|---|---|---|---|---|---|---|---|---|
| 3 Nyjer Morgan, L (1, 7)<br>OBP: 0.400, SLG: 0.400 | B FF 91<br>C SI 92<br>B CH 83<br>F CH 82<br>F FF 92<br>F FF 93<br>C FF 92<br>2-3 K | X CH 83<br>0-0 13 BB, 12 1B, 41 1B<br>1-2<br>2-H 1B | X SI 92<br>0-0 G4-3 | | B FF 90<br>B FF 89<br>F FF 90<br>B FF 91<br>X CH 82<br>3-1 L6 | | C SI 87<br>B SI 87<br>X SI 87<br>1-1<br>2-3 1B | | B CU 76<br>C CU 76<br>F FF 90<br>X FF 90<br>1-2 FC6-4<br>1-2f | 6 | 1 | 2 | 1 | 0 | 1 | 4 |
| 12 Freddy Sanchez, R (1, 4)<br>OBP: 0.571, SLG: 0.929 | F FF 94<br>F FF 94<br>F SL 81<br>X SL 84<br>0-2 41 2B 1B | B SL 83<br>F SI 91<br>X SI 91<br>1-1 41 1B, 13 BB<br>1-2<br>2-H 1B | | B SL 83<br>C FF 91<br>X SL 83<br>1-1 13 G4-1 1B | | B CU 76<br>F SI 87<br>X SI 87<br>1-1 13 HR 2B | B CU 77<br>1 SAFE<br>C CU 75<br>1 SAFE<br>X SI 88<br>1-1 G5-3 | | | 5 | 1 | 4 | 1 | 0 | 0 | 2 |
| 13 Nate McLouth, L (1, 8)<br>OBP: 0.357, SLG: 0.400 | C FF 91<br>F FF 93<br>B FF 91<br>X CH 84<br>1-2 F8 | B FF 92<br>B CH 82<br>B SI 91<br>C FF 91<br>B CH 83<br>4-1 41 1B<br>1-2<br>2-3 BB | | C FF 91<br>F FF 92<br>B FF 92<br>X SL 84<br>1-2 G4-1<br>1-2 | | B CH 79<br>X SI 87<br>1-0<br>2-H HR | | X FF 87<br>0-0 G6-3 | | 4 | 1 | 1 | 2 | 1 | 0 | 2 |
| 41 Ryan Doumit, S (1, 2)<br>OBP: 0.143, SLG: 0.231 | B CH 83<br>F CH 82<br>X SI 93<br>1-1<br>1-3 2B | B SL 85<br>X CH 83<br>1-0<br>1-2<br>2-3<br>3-H 1B | | B SL 82<br>C SL 81<br>B FF 91<br>D CH 83<br>S CH 84<br>F FF 91<br>S SL 83<br>3-3 K | | B SI 89<br>X SI 87<br>1-0 F8 | | C FF 87<br>F CH 81<br>X SL 78<br>0-2 G3-1 | | 5 | 0 | 2 | 1 | 0 | 1 | 1 |
| 25 Adam LaRoche, L (1, 3)<br>OBP: 0.143, SLG: 0.143 | F CH 83<br>B SI 92<br>X CH 83<br>1-1 G3-1 | C FF 92<br>X FF 92<br>0-1 P5 | | C SI 90<br>F CU 77<br>F SL 83<br>F SL 82<br>B SI 90<br>B FF 91<br>X CH 83<br>2-2 G3-1 | | C CH 82<br>C CU 76<br>B CU 75<br>F CH 82<br>S SI 88<br>1-3 K | | B SL 77<br>C FF 87<br>F SL 75<br>S SL 76<br>1-3 K | | 5 | 0 | 0 | 0 | 0 | 2 | 5 |
| 44 Brandon Moss, L (1, 9)<br>OBP: 0.500, SLG: 0.500<br>18 Craig Monroe, R (8, PH)<br>(8, 9) | | C SI 93<br>X CU 80<br>0-1 5 BB, 2 1B 1B | F SI 90<br>X FF 93<br>0-1 5 G3-1, 2 1B 2B | | F SI 90<br>B CH 82<br>X CH 82<br>1-1 5 FC3-6 1B | C CU 77<br>X CH 81<br>0-1 G4-3 | | B CH 82<br>B FF 82<br>X CH 81<br>2-0 F8 | | 4<br>1 | 2<br>0 | 3<br>0 | 0<br>0 | 0<br>0 | 0<br>0 | 0<br>1 |
| 5 Ramón Vázquez, L (1, 5)<br>OBP: 0.286, SLG: 0.167 | | B CH 83<br>C SI 92<br>F CH 84<br>B SI 93<br>B SI 92<br>B CH 83<br>4-2 2 1B, 3 1B<br>1-2 BB | C FF 92<br>C SI 92<br>X FF 92<br>0-2 G3-1<br>2-3 | | 1 SAFE<br>X SI 91<br>0-0 FC3-6 2 1B<br>1-2f | | C SI 87<br>B CH 80<br>F CH 80<br>F CU 76<br>X SI 89<br>1-2 G3-1 | | F FF 86<br>B SL 74<br>C SL 74<br>B SI 87<br>C FF 86<br>2-3 K | 4 | 1 | 0 | 0 | 1 | 1 | 2 |
| 2 Jack Wilson, R (1, 6)<br>OBP: 0.462, SLG: 0.538 | | B SL 83<br>X SI 92<br>1-0 3 1B, 12 1B<br>1-2<br>2-H 1B | C SL 84<br>B SI 92<br>F SI 92<br>D SL 85<br>X SL 86<br>2-2 57 SH1-3<br>3-H 1B | | F SI 91<br>X CH 83<br>0-1 57 SH1-4<br>1-3 1B | | C SI 87<br>X CU 76<br>0-1 F7 | | B FF 86<br>C FF 85<br>X CH 81<br>1-1 3 FC6-4 1B | 5 | 1 | 4 | 2 | 0 | 0 | 0 |
| 57 Zach Duke, L (1, 1)<br>OBP: 0.500, SLG: 1.000<br>34 John Grabow, L (7, 1)<br>15 Andy LaRoche, R (9, PH)<br>16 Eric Hinske, L (9, PH)<br>OBP: 0.333, SLG: 0.667<br>30 Tyler Yates, R (9, 1)<br>55 Matt Capps, R (9, 1) | | L SI 88<br>C FF 90<br>B SL 82<br>L FF 90<br>1-3 K | X SI 91<br>0-0 SH1-3<br>1-2 | | X SI 89<br>0-0 SH1-4<br>1-2 | | C SI 87<br>F SI 88<br>F SI 88<br>B CU 76<br>B SI 88<br>B SI 88<br>X SI 88<br>3-2 3 1B 2B | | B CU 75<br>C FF 90<br>B SI 91<br>F SI 91<br>F CH 82<br>S CH 84<br>2-3 K | 2<br>0<br>0<br>0<br>1<br>0<br>0 | 0<br>0<br>0<br>0<br>0<br>0<br>0 | 1<br>0<br>0<br>0<br>0<br>0<br>0 | 0<br>0<br>0<br>0<br>0<br>0<br>0 | 0<br>0<br>0<br>0<br>1<br>0<br>0 | 1<br>0<br>0<br>0<br>1<br>0<br>0 | 2<br>0<br>0<br>0<br>1<br>0<br>0 |
| Inning Stats | R: 0<br>E: 0<br>K: 1<br>S: 16<br>H: 2<br>LOB: 2<br>BB: 0<br>P: 21 | R: 4<br>E: 0<br>K: 1<br>S: 15<br>H: 5<br>LOB: 2<br>BB: 2<br>P: 27 | R: 1<br>E: 0<br>K: 0<br>S: 10<br>H: 2<br>LOB: 1<br>BB: 0<br>P: 12 | R: 0<br>E: 0<br>K: 1<br>S: 14<br>H: 1<br>LOB: 1<br>BB: 0<br>P: 21 | R: 0<br>E: 0<br>K: 0<br>S: 8<br>H: 2<br>LOB: 2<br>BB: 0<br>P: 12 | R: 2<br>E: 0<br>K: 1<br>S: 10<br>H: 2<br>LOB: 0<br>BB: 0<br>P: 14 | R: 0<br>E: 0<br>K: 0<br>S: 14<br>H: 2<br>LOB: 2<br>BB: 0<br>P: 20 | R: 0<br>E: 0<br>K: 1<br>S: 8<br>H: 0<br>LOB: 1<br>BB: 0<br>P: 11 | R: 0<br>E: 0<br>K: 2<br>S: 12<br>H: 1<br>LOB: 1<br>BB: 0<br>P: 18 | 1B: 12<br>2B: 4<br>3B: 0<br>HR: 1<br>SF: 0<br>SAC: 2<br>DP: 0<br>HBP: 0 | | | | | | |

| PITCHER | IP | WLS | BF | H | R | ER | SO | BB | IBB | HBP | BLK | WP | HR | S | P | ERA | WHIP |
|---|---|---|---|---|---|---|---|---|---|---|---|---|---|---|---|---|---|
| 37 Todd Wellemeyer, R (1, 1)<br>ERA: 9.0 | 5.0 | L | 28 | 12 | 5 | 5 | 3 | 2 | 0 | 0 | 0 | 0 | 0 | 63 | 93 | 9.00 | 2.800 |
| 48 Brad Thompson, R (6, 1)<br>ERA: 6.0 | 2.0 | | 10 | 4 | 2 | 2 | 1 | 0 | 0 | 0 | 0 | 0 | 1 | 24 | 34 | 9.00 | 2.000 |
| 43 Trever Miller, L (8, 1)<br>ERA: | 1.1 | | 6 | 1 | 0 | 0 | 2 | 0 | 0 | 0 | 0 | 1 | 0 | 13 | 19 | 0.00 | 0.750 |
| 31 Ryan Franklin, R (9, 1)<br>ERA: | 0.2 | | 2 | 0 | 0 | 0 | 1 | 0 | 0 | 0 | 0 | 0 | 0 | 7 | 10 | 0.00 | 0.000 |

| PITCHER | IP | WLS | BF | H | R | ER | SO | BB | IBB | HBP | BLK | WP | HR | S | P | ERA | WHIP |
|---|---|---|---|---|---|---|---|---|---|---|---|---|---|---|---|---|---|

# TOP

## Pittsburgh Pirates @ St. Louis Cardinals

Busch Stadium, St. Louis, MO

Wed Apr 08 2009, 7:15 PM CDT

Att. 35,535 - Clear - 56 F

livebaseballscorecards.com

| | |
|---|---|
| AB | 42 |
| R | 7 |
| H | 17 |
| RBI | 7 |
| BB | 2 |
| SO | 7 |
| LOB | 20 |

WP: 1 PA: 46
PB: 0
SB: 0
CS: 0

| Batter | 1 | 2 | 3 | 4 | 5 | 6 | 7 | 8 | 9 | AB | R | H | RBI | BB | SO | LOB |
|---|---|---|---|---|---|---|---|---|---|---|---|---|---|---|---|---|
| 28 Colby Rasmus, L (1, 7)<br>OBP: 0.500, SLG: 0.286 | C SI 91<br>B FF 91<br>B SL 81<br>F FF 90<br>B CU 78<br>F SI 91<br>F FF 91<br>B FF 91<br>4-2<br>3<br>G5-4-3<br>BB | | X CU 75<br>0-0<br>F7 ② | | C CU 76<br>C SI 91<br>X CU 77<br>0-2<br>G3-4-1 ③ | | B FF 91<br>B FF 89<br>B FF 90<br>B FF 90<br>4-0<br>1-2<br>BB | | F SI 93<br>S SI 86<br>F SI 86<br>F SI 87<br>X SI 92<br>0-2<br>F8 ② | 3 | 0 | 0 | 0 | 2 | 0 | 2 |
| 3 Khalil Greene, R (1, 6)<br>OBP: 0.267, SLG: 0.286 | C SI 91<br>X CH 85<br>0-1<br>① ②<br>G5-4-3<br>1-2f | | C FF 91<br>F CH 84<br>F FF 90<br>F FF 91<br>F CU 76<br>F CU 76<br>B FF 91<br>X SL 80<br>1-2<br>F9 ③ | | | B SI 87<br>B CH 83<br>B SI 88<br>B FF 88<br>4-0<br>47<br>F8<br>5<br>1B<br>4<br>SF8<br>BB | F CH 84<br>B CH 83<br>B CH 83<br>X FF 89<br>2-1<br>F7 ③ | | F SI 94<br>F SI 94<br>X SI 95<br>0-2<br>L5 ③ | 4 | 1 | 0 | 0 | 1 | 0 | 4 |
| 5 Albert Pujols, R (1, 3)<br>OBP: 0.714, SLG: 1.000 | C FF 92<br>F SI 91<br>C FF 92<br>0-3<br>K ③ | | | B CH 82<br>X CH 83<br>1-0<br>① G6-3 | | B SI 90<br>F CH 83<br>C CU 75<br>X SI 91<br>1-2<br>47<br>F8<br>1B<br>1-2 | | C FF 90<br>F CH 82<br>F FF 90<br>B CH 83<br>B CH 83<br>F SL 85<br>B SL 85<br>B FF 91<br>4-2<br>BB | | 3 | 0 | 1 | 0 | 1 | 1 | 0 |
| 47 Ryan Ludwick, R (1, 9)<br>OBP: 0.375, SLG: 0.750 | | B CU 75<br>C CU 75<br>F SI 90<br>1-2<br>CI<br>4<br>G6-3<br>4<br>S<br>24<br>1B | | B CU 75<br>X SI 89<br>1-0<br>4<br>G6-4-3<br>1B | | C SI 90<br>X CU 76<br>0-1<br>① F8<br>1-2<br>2-3 | | B FF 90<br>S CH 84<br>B CH 83<br>C CH 83<br>F CH 84<br>S CH 82<br>2-3<br>① K | | 3 | 1 | 1 | 0 | 0 | 1 | 3 |
| 4 Yadier Molina, R (1, 2)<br>OBP: 0.231, SLG: 0.636 | | B SI 91<br>X CH 85<br>1-0<br>① G6-3<br>1-3 | | C CU 76<br>B FF 90<br>D CH 85<br>1 SAFE<br>B CH 84<br>X SI 90<br>3-1<br>② ③<br>G6-4-3<br>1-2f | | B SI 89<br>C CU 76<br>X FF 88<br>1-1<br>② SF8<br>3-H | | B FF 91<br>F FF 91<br>C CH 84<br>X CH 84<br>1-2<br>② F9 | | 3 | 0 | 0 | 1 | 0 | 0 | 3 |
| 24 Rick Ankiel, L (1, 8)<br>OBP: 0.214, SLG: 0.154 | | C CU 77<br>S CU 75<br>X SL 80<br>0-2<br>3-H<br>1B | | | F FF 90<br>F SI 90<br>B CU 76<br>B SI 88<br>C FF 90<br>2-3<br>K<br>22<br>2B<br>13<br>SF9 | F SI 90<br>F FF 90<br>B SL 80<br>F SI 90<br>S CU 76<br>1-3<br>③ K | | X FF 92<br>0-0<br>③ P5 | | 4 | 1 | 1 | 1 | 0 | 2 | 2 |
| 12 David Freese, R (1, 5)<br>OBP: 0.429, SLG: 0.600 | | B SI 91<br>B SI 90<br>B SI 90<br>X SI 90<br>3-0<br>② F7 | | | S CU 76<br>B SI 90<br>X SI 85<br>1-1<br>① F9 | | C SI 88<br>X CH 81<br>0-1<br>28<br>BB<br>1B | | B FF 96<br>X FF 95<br>1-0<br>22<br>2B<br>2B | 4 | 1 | 2 | 0 | 0 | 0 | 2 |
| 37 Todd Wellemeyer, R (1, 1)<br>22 Joe Thurston, L (5, PH) (6, 4)<br>OBP: 0.500, SLG: 0.875 | | X FF 91<br>0-0<br>③ G4-3 | | | S CU 77<br>B CU 76<br>B FF 90<br>X CU 77<br>2-1<br>13<br>SF9<br>1-3<br>2B | B FF 88<br>F CH 81<br>B SI 88<br>B SI 90<br>C FF 88<br>C SI 90<br>3-3<br>① K | | X SI 97<br>0-0<br>① 2-H<br>2B | | 1<br>3 | 0<br>0 | 0<br>2 | 0<br>1 | 0<br>0 | 0<br>1 | 1<br>1 |
| 13 Brendan Ryan, R (1, 4)<br>OBP: 0.143, SLG: 0.167<br>48 Brad Thompson, R (6, 1)<br>23 Brian Barden, R (7, PH)<br>43 Trever Miller, R (8, 1)<br>31 Ryan Franklin, R (9, 1)<br>16 Chris Duncan, L (9, PH)<br>OBP: 0.600, SLG: 1.000 | | | C SI 89<br>B FF 89<br>B CH 84<br>C FF 90<br>B FF 91<br>X SI 90<br>3-2<br>① F9 | | X CH 84<br>0-0<br>② SF9<br>2-3<br>3-H | | L FF 90<br>C CH 83<br>X CH 83<br>0-2<br>② F9 | | F FF 96<br>B CH 86<br>B FF 95<br>F FF 95<br>B SL 90<br>F FF 96<br>B SI 96<br>4-2<br>BB | 1<br>0<br>1<br>0<br>0<br>0 | 0<br>0<br>0<br>0<br>0<br>0 | 0<br>0<br>0<br>0<br>0<br>0 | 1<br>0<br>0<br>0<br>0<br>1 | 0<br>0<br>0<br>0<br>0<br>0 | 0<br>0<br>0<br>0<br>0<br>0 | 0<br>0<br>1<br>0<br>0<br>0 |
| Inning Stats | R: 0<br>E: 0<br>K: 1<br>S: 9<br>H: 0<br>LOB: 0<br>BB: 1<br>P: 13 | R: 1<br>E: 1<br>K: 0<br>S: 8<br>H: 1<br>LOB: 1<br>BB: 0<br>P: 13 | R: 0<br>E: 0<br>K: 0<br>S: 11<br>H: 0<br>LOB: 0<br>BB: 0<br>P: 15 | R: 0<br>E: 0<br>K: 0<br>S: 4<br>H: 1<br>LOB: 0<br>BB: 0<br>P: 9 | R: 1<br>E: 0<br>K: 1<br>S: 11<br>H: 1<br>LOB: 1<br>BB: 0<br>P: 16 | R: 1<br>E: 0<br>K: 1<br>S: 11<br>H: 1<br>LOB: 1<br>BB: 1<br>P: 18 | R: 0<br>E: 0<br>K: 1<br>S: 10<br>H: 1<br>LOB: 2<br>BB: 1<br>P: 19 | R: 0<br>E: 0<br>K: 1<br>S: 12<br>H: 0<br>LOB: 1<br>BB: 1<br>P: 19 | R: 1<br>E: 0<br>K: 0<br>S: 13<br>H: 2<br>LOB: 1<br>BB: 1<br>P: 18 | 1B: 4<br>2B: 3<br>3B: 0<br>HR: 0<br>SF: 2<br>SAC: 0<br>DP: 2<br>HBP: 0 | | | | | | |

| PITCHER | | IP | WLS | BF | H | R | ER | SO | BB | IBB | HBP | BLK | WP | HR | S | P | ERA | WHIP |
|---|---|---|---|---|---|---|---|---|---|---|---|---|---|---|---|---|---|---|
| 57 Zach Duke, L<br>ERA: 1.42 | (1, 1) | 6.1 | W | 26 | 5 | 3 | 1 | 4 | 2 | 0 | 0 | 0 | 0 | 0 | 59 | 92 | 1.42 | 1.105 |
| 34 John Grabow, L<br>ERA: | (7, 1) | 1.2 | | 7 | 0 | 0 | 0 | 1 | 2 | 0 | 0 | 0 | 0 | 0 | 17 | 30 | 0.00 | 1.200 |
| 30 Tyler Yates, R<br>ERA: 27.0 | (9, 1) | 0.1 | | 3 | 2 | 1 | 1 | 0 | 1 | 0 | 0 | 0 | 0 | 0 | 5 | 10 | 27.00 | 9.000 |
| 55 Matt Capps, R<br>ERA: | (9, 1) | 0.2 | S | 2 | 0 | 0 | 0 | 0 | 0 | 0 | 0 | 0 | 0 | 0 | 8 | 8 | 0.00 | 0.000 |

| PITCHER | IP | WLS | BF | H | R | ER | SO | BB | IBB | HBP | BLK | WP | HR | S | P | ERA | WHIP |
|---|---|---|---|---|---|---|---|---|---|---|---|---|---|---|---|---|---|

# BOTTOM

## Pittsburgh Pirates @ St. Louis Cardinals

Busch Stadium, St. Louis, MO

Wed Apr 08 2009, 7:15 PM CDT
Att. 35,535 - Clear - 56 F

livebaseballscorecards.com

| | |
|---|---|
| AB | 30 |
| R | 4 |
| H | 7 |
| RBI | 4 |
| BB | 5 |
| SO | 5 |
| LOB | 19 |

# TOP

# Pittsburgh Pirates @ St. Louis Cardinals

Busch Stadium, St. Louis, MO

Thu Apr 09 2009, 12:40 PM CDT

Att. 35,293 - Cloudy - 58 F

livebaseballscorecards.com

| Batter | 1 | 2 | 3 | 4 | 5 | 6 | 7 | 8 | 9 | AB | R | H | RBI | BB | SO | LOB |
|---|---|---|---|---|---|---|---|---|---|---|---|---|---|---|---|---|
| 3 Nyjer Morgan, L (1, 7)<br>OBP: 0.316, SLG: 0.316 | B SI 93<br>C SI 93<br>X SI 94<br>1-1 ① G6-3 | | F FC 89<br>F FC 89<br>X CU 77<br>0-2 FC3<br>1-2<br>3-H | | | B SI 91<br>X SI 91<br>1-0 ① G5-3 | | C CU 76<br>B FF 89<br>L CU 77<br>X FF 90<br>1-2 ② F8 | | 4 | 0 | 0 | 1 | 0 | 0 | 1 |
| 12 Freddy Sanchez, R (1, 4)<br>OBP: 0.444, SLG: 0.722 | C SI 94<br>X SI 94<br>0-1 ② G6-3 | | C FC 89<br>S SI 93<br>S FC 89<br>0-3 ② K | | | S FC 87<br>C CU 75<br>F CU 75<br>S FC 89<br>0-3 ② K | | C FF 90<br>C FF 90<br>B FF 89<br>F FF 90<br>F FF 90<br>X SI 91<br>1-2 ③ F8 | | 4 | 0 | 0 | 0 | 0 | 2 | 2 |
| 13 Nate McLouth, L (1, 8)<br>OBP: 0.278, SLG: 0.286 | B SI 94<br>X SI 95<br>1-0 ③ G3 | | C FC 90<br>B CU 76<br>X FC 89<br>1-1 ③ G3 | | | C CU 76<br>B CU 76<br>B CU 76<br>C FC 88<br>X SI 94<br>2-2 ③ P5 | | | B<br>C SL 83<br>B SL 84<br>X SI 88<br>2-1 ① G6-3 | 4 | 0 | 0 | 0 | 0 | 0 | 2 |
| 41 Ryan Doumit, S (1, 2)<br>OBP: 0.167, SLG: 0.188 | | B SI 92<br>X SI 92<br>1-0 ① G4-3 | | C CU 73<br>C CU 75<br>B FC 88<br>B FC 89<br>F FC 89<br>S SI 94<br>2-3 ① K | | | F FC 86<br>S CU 74<br>B FC 88<br>F FC 88<br>B CU 76<br>F CU 76<br>B FC 89<br>F FC 87<br>B SI 94<br>4-2 44 FC4-6 BB | | B CH 84<br>C SL 84<br>X CH 84<br>1-1 ② G4-3 | 3 | 0 | 0 | 0 | 1 | 1 | 0 |
| 16 Eric Hinske, L (1, 3)<br>OBP: 0.222, SLG: 0.444<br>18 Craig Monroe, R (9, PH) | | B SI 92<br>F SI 94<br>F FC 90<br>S SI 94<br>1-3 ② K | | B SI 94<br>S SI 93<br>S CU 75<br>S CU 76<br>1-3 ② K | | | B FC 90<br>X SI 92<br>1-0 ① P5 | | B SI 90<br>S CH 84<br>B SL 83<br>X CH 84<br>2-1 ③ F8 | 3<br>1 | 0<br>0 | 0<br>0 | 0<br>0 | 0<br>0 | 2<br>0 | 1<br>0 |
| 44 Brandon Moss, L (1, 9)<br>OBP: 0.385, SLG: 0.364 | | F FC 90<br>X FC 91<br>0-1 ③ G3 | | B CU 76<br>X SI 94<br>1-0 ③ F7 | | | D CU 76<br>F FC 89<br>D CH 86<br>1 SAFE<br>X SI 92<br>2-1 ② FC4-6 5 1B<br>1-2f | | | 3 | 0 | 0 | 0 | 0 | 0 | 1 |
| 5 Ramón Vázquez, L (1, 5)<br>OBP: 0.400, SLG: 0.250 | | | B SI 91<br>B SI 93<br>F SI 92<br>F SI 94<br>B FC 89<br>B SI 94<br>4-2 49 E 49 FC3 3 FC3 BB | | B SI 92<br>C SI 90<br>F FC 87<br>S CU 75<br>1-3 ① K | | C CU 75<br>B FC 89<br>D CH 86<br>B SI 93<br>X SI 92<br>3-1<br>1-3 1B | | | 2 | 1 | 1 | 0 | 1 | 1 | 0 |
| 2 Jack Wilson, R (1, 6)<br>OBP: 0.375, SLG: 0.438 | | | S SI 93<br>D SI 94<br>1 SAFE<br>S FC 90<br>X CU 77<br>1-2 ① P4 | | B SI 93<br>C SI 92<br>X SI 94<br>1-1 ② G3 | | C FC 89<br>T SI 94<br>B FC 90<br>S FC 89<br>1-3 ③ K | | | 3 | 0 | 0 | 0 | 0 | 1 | 3 |
| 49 Ross Ohlendorf, R (1, 1)<br>17 Sean Burnett, L (7, 1)<br>15 Andy LaRoche, R (8, PH)<br>30 Tyler Yates, R (8, 1) | | | M SI 93<br>1 SAFE<br>X SI 92<br>0-1 FC3 3 FC3<br>1-3 | | B SI 92<br>X SI 92<br>1-0 ③ G5-3 | | | B FF 88<br>B FF 88<br>S FF 89<br>F FF 88<br>T FF 91<br>2-2 ① K | | 2<br>0<br>1<br>0 | 0<br>0<br>0<br>0 | 0<br>0<br>0<br>0 | 0<br>0<br>0<br>0 | 0<br>0<br>1<br>0 | 0<br>0<br>0<br>0 | 1<br>0<br>0<br>0 |
| Inning Stats | R: 0<br>E: 0<br>K: 0<br>S: 5<br>H: 0<br>LOB: 0<br>BB: 0<br>P: 7 | R: 0<br>E: 0<br>K: 1<br>S: 6<br>H: 0<br>LOB: 0<br>BB: 0<br>P: 8 | R: 1<br>E: 1<br>K: 1<br>S: 15<br>H: 0<br>LOB: 2<br>BB: 1<br>P: 21 | R: 0<br>E: 0<br>K: 2<br>S: 8<br>H: 0<br>LOB: 0<br>BB: 0<br>P: 12 | R: 0<br>E: 0<br>K: 1<br>S: 6<br>H: 0<br>LOB: 0<br>BB: 0<br>P: 9 | R: 0<br>E: 0<br>K: 1<br>S: 8<br>H: 0<br>LOB: 0<br>BB: 0<br>P: 11 | R: 0<br>E: 0<br>K: 1<br>S: 13<br>H: 1<br>LOB: 2<br>BB: 1<br>P: 24 | R: 0<br>E: 0<br>K: 1<br>S: 11<br>H: 0<br>LOB: 0<br>BB: 0<br>P: 15 | R: 0<br>E: 0<br>K: 0<br>S: 6<br>H: 0<br>LOB: 0<br>BB: 0<br>P: 11 | 1B: 1<br>2B: 0<br>3B: 0<br>HR: 0 | SF: 0<br>SAC: 0<br>DP: 0<br>HBP: 0 | | | WP: 0<br>PB: 0<br>SB: 0<br>CS: 0 | PA: 32 | | |

| | AB | 30 |
|---|---|---|
| | R | 1 |
| | H | 1 |
| | RBI | 1 |
| | BB | 2 |
| | SO | 8 |
| | LOB | 11 |

| PITCHER | | IP | WLS | BF | H | R | ER | SO | BB | IBB | HBP | BLK | WP | HR | S | P | ERA | WHIP |
|---|---|---|---|---|---|---|---|---|---|---|---|---|---|---|---|---|---|---|
| 29 Chris Carpenter, R<br>ERA: | (1, 1) | 7.0 | W | 26 | 1 | 1 | 0 | 7 | 2 | 0 | 0 | 0 | 0 | 0 | 61 | 92 | 0.00 | 0.429 |
| 31 Ryan Franklin, R<br>ERA: | (8, 1) | 1.0 | H | 3 | 0 | 0 | 0 | 1 | 0 | 0 | 0 | 0 | 0 | 0 | 11 | 15 | 0.00 | 0.000 |
| 36 Dennys Reyes, L<br>ERA: | (9, 1) | 1.0 | S | 3 | 0 | 0 | 0 | 0 | 0 | 0 | 0 | 0 | 0 | 0 | 6 | 11 | 0.00 | 0.000 |

| PITCHER | IP | WLS | BF | H | R | ER | SO | BB | IBB | HBP | BLK | WP | HR | S | P | ERA | WHIP |
|---|---|---|---|---|---|---|---|---|---|---|---|---|---|---|---|---|---|

| Batter | 1 | 2 | 3 | 4 | 5 | 6 | 7 | 8 | 9 | AB | R | H | RBI | BB | SO | LOB |
|---|---|---|---|---|---|---|---|---|---|---|---|---|---|---|---|---|
| 55 Skip Schumaker, L (1, 4)<br>OBP: 0.333, SLG: 0.250 | C SI 90<br>B FF 92<br>B CH 81<br>2-2<br>G3 | | X<br>0-0<br>1B | | X FF 92<br>0-0<br>F8 | B SL 76<br>X SI 90<br>1-0<br>L7 | | | | 3 | 0 | 1 | 0 | 0 | 0 | 1 |
| 12 David Freese, R (7, PH)<br>OBP: 0.375, SLG: 0.500 | C SI 92<br>F FF 92<br>X SI 92 | | | | | | | | | 1 | 0 | 0 | 0 | 0 | 0 | 3 |
| 31 Ryan Franklin, R (8, 1) | | | | | | | | | | 0 | 0 | 0 | 0 | 0 | 0 | 0 |
| 24 Rick Ankiel, L (9, 8)<br>OBP: 0.214, SLG: 0.154 | | | | | | | | | | 0 | 0 | 0 | 0 | 0 | 0 | 0 |
| 28 Colby Rasmus, L (1, 8)<br>OBP: 0.357, SLG: 0.182 | S SI 91<br>X SI 92<br>0-1<br>F7 | | B<br>B SI 90<br>X SI 90<br>2-0<br>F8 | | | F SI 88<br>B SI 89<br>X SI 90<br>1-1<br>F7 | C SL 77<br>X SL 77<br>0-1<br>F9-2<br>3-H | | | 4 | 0 | 0 | 0 | 0 | 0 | 4 |
| (9, 7) | | | | | | | | | | | | | | | | |
| 5 Albert Pujols, R (1, 3)<br>OBP: 0.611, SLG: 0.786 | B SI 92<br>F SI 92<br>B CH 82<br>F SI 92<br>F CH 82<br>F SI 93<br>B SL 79<br>F SI 92<br>X SI 92<br>3-2<br>16<br>1B<br>1B | | B<br>B<br>F SI 92<br>F SI 92<br>F SL 80<br>1 SAFE<br>B SI 93<br>F FF 92<br>1 SAFE<br>3-2<br>X FF 91<br>P4 | | | C SL 80<br>X SI 92<br>0-1<br>G5-3 | | B SI 94<br>S SL 90<br>B SL 90<br>F SI 95<br>X SI 94<br>2-2<br>G5-3 | | 4 | 0 | 1 | 0 | 0 | 0 | 1 |
| 16 Chris Duncan, L (1, 7)<br>OBP: 0.500, SLG: 0.700 | 1 SAFE<br>B SI 91<br>B CH 80<br>B FF 92<br>X SI 89<br>3-0<br>1-2<br>1B | | | B CU 73<br>B CU 71<br>F SI 91<br>B FF 92<br>F FF 90<br>X SI 90<br>3-2<br>G4-3 | | B FF 93<br>B FF 92<br>X SI 90<br>2-0<br>F7 | | X<br>0-0<br>F8 | | 4 | 0 | 1 | 0 | 0 | 0 | 0 |
| 36 Dennys Reyes, R (9, 1) | | | | | | | | | | 0 | 0 | 0 | 0 | 0 | 0 | 0 |
| 47 Ryan Ludwick, R (1, 9)<br>OBP: 0.333, SLG: 0.583 | D SL 79<br>S SI 91<br>B SL 80<br>B SI 92<br>S SI 93<br>S SI 93<br>T SI 93<br>3-2<br>K | | | B FF 91<br>F FF 90<br>X SL 79<br>1-1<br>F7 | | | B SL 76<br>B SI 89<br>F SI 88<br>B SI 90<br>X SI 91<br>3-1<br>3<br>1B<br>4<br>1B<br>1B | C SL 91<br>B SL 87<br>F SL 89<br>S FF 96<br>1-3<br>K | | 4 | 1 | 1 | 0 | 0 | 2 | 2 |
| 3 Khalil Greene, R (1, 6)<br>OBP: 0.278, SLG: 0.294 | | F SI 90<br>X SI 90<br>0-1<br>G5-3 | | B SI 91<br>B SI 90<br>C FF 90<br>X FF 91<br>2-1<br>F8 | | | 1 SAFE<br>1 SAFE<br>F SI 91<br>B SI 91<br>X SI 90<br>1-1<br>4<br>1B<br>23<br>1B<br>1-2<br>1B | | | 3 | 1 | 1 | 0 | 0 | 0 | 0 |
| 4 Yadier Molina, R (1, 2)<br>OBP: 0.313, SLG: 0.643 | | C SI 90<br>X SI 90<br>0-1<br>22<br>G6-4-3<br>1B | | | X SI 90<br>0-0<br>P4 | | C SI 89<br>B SI 90<br>X SI 88<br>1-1<br>13<br>HBP<br>23<br>1B<br>28<br>F9-2<br>1-3<br>2-H<br>1B | | | 3 | 0 | 2 | 1 | 0 | 0 | 0 |
| 22 Joe Thurston, L (1, 5)<br>OBP: 0.500, SLG: 0.778 | | C SI 90<br>X SI 91<br>0-1<br>G6-4-3<br>1-2f | | | B CU 72<br>B SI 90<br>C FF 91<br>F CH 79<br>F FF 92<br>F FF 92<br>B CH 81<br>B SI 90<br>4-2<br>29<br>SH3-4<br>BB | | B SI 89<br>C SI 89<br>X SI 90<br>1-1<br>13<br>HBP<br>1-2<br>3-H<br>1B | | | 1 | 0 | 0 | 0 | 1 | 0 | 1 |
| 23 Brian Barden, R (7, PH)<br>OBP: 0.200, SLG: 0.200 | | | | | | | | | | 1 | 0 | 1 | 1 | 0 | 0 | 0 |
| (8, 5) | | | | | | | | | | | | | | | | |
| 29 Chris Carpenter, R (1, 1) | | | C FF 88<br>X SI 88<br>0-1<br>F7 | | 1 SAFE<br>1 SAFE<br>L FF 88<br>1 SAFE<br>B FF 86<br>B SI 89<br>M SI 88<br>X FF 89<br>2-2<br>SH3-4<br>1-2 | | C SI 88<br>M SI 90<br>F SI 89<br>F SL 79<br>H FF 91<br>1-2<br>1-2<br>2-3<br>HBP | | | 1 | 0 | 0 | 0 | 0 | 0 | 0 |
| 13 Brendan Ryan, R (7, PH)<br>OBP: 0.250, SLG: 0.167 | | | | | | | | | | 0 | 0 | 0 | 0 | 0 | 0 | 0 |
| (8, 4) | | | | | | | | | | | | | | | | |
| Inning Stats | R: 0<br>E: 0<br>K: 1<br>S: 16<br>H: 2<br>LOB: 2<br>BB: 0<br>P: 27 | R: 0<br>E: 0<br>K: 0<br>S: 6<br>H: 1<br>LOB: 0<br>BB: 0<br>P: 6 | R: 0<br>E: 0<br>K: 0<br>S: 9<br>H: 1<br>LOB: 1<br>BB: 0<br>P: 14 | R: 0<br>E: 0<br>K: 0<br>S: 7<br>H: 0<br>LOB: 0<br>BB: 0<br>P: 13 | R: 0<br>E: 0<br>K: 0<br>S: 9<br>H: 0<br>LOB: 1<br>BB: 1<br>P: 15 | R: 0<br>E: 0<br>K: 0<br>S: 5<br>H: 0<br>LOB: 0<br>BB: 0<br>P: 8 | R: 2<br>E: 0<br>K: 0<br>S: 15<br>H: 4<br>LOB: 2<br>BB: 0<br>P: 23 | R: 0<br>E: 0<br>K: 1<br>S: 7<br>H: 0<br>LOB: 0<br>BB: 0<br>P: 10 | | 1B: 8<br>2B: 1<br>3B: 0<br>HR: 0<br>SF: 0<br>SAC: 1<br>DP: 2<br>HBP: 1 | | | | | | |

# BOTTOM

Pittsburgh Pirates @ St. Louis Cardinals

Busch Stadium, St. Louis, MO

Thu Apr 09 2009, 12:40 PM CDT

Att. 35,293 - Cloudy - 58 F

livebaseballscorecards.com

| | |
|---|---|
| AB | 29 |
| R | 2 |
| H | 8 |
| RBI | 2 |
| BB | 1 |
| SO | 2 |
| LOB | 12 |

| PITCHER | | IP | WLS | BF | H | R | ER | SO | BB | IBB | HBP | BLK | WP | HR | S | P | ERA | WHIP |
|---|---|---|---|---|---|---|---|---|---|---|---|---|---|---|---|---|---|---|
| 49 Ross Ohlendorf, R<br>ERA: 3.0 | (1, 1) | 6.0 | L | 25 | 7 | 2 | 2 | 1 | 1 | 0 | 0 | 0 | 0 | 0 | 58 | 94 | 3.00 | 1.333 |
| 17 Sean Burnett, L<br>ERA: | (7, 1) | 1.0 | | 4 | 1 | 0 | 0 | 0 | 0 | 0 | 1 | 0 | 0 | 0 | 9 | 12 | 0.00 | 1.000 |
| 30 Tyler Yates, R<br>ERA: 13.5 | (8, 1) | 1.0 | | 3 | 0 | 0 | 0 | 1 | 0 | 0 | 0 | 0 | 0 | 0 | 7 | 10 | 0.00 | 0.000 |

| PITCHER | IP | WLS | BF | H | R | ER | SO | BB | IBB | HBP | BLK | WP | HR | S | P | ERA | WHIP |
|---|---|---|---|---|---|---|---|---|---|---|---|---|---|---|---|---|---|

| Batter | 1 | 2 | 3 | 4 | 5 | 6 | 7 | 8 | 9 | AB | R | H | RBI | BB | SO | LOB |
|---|---|---|---|---|---|---|---|---|---|---|---|---|---|---|---|---|
| 3 Nyjer Morgan, L (1, 7)<br>OBP: 0.417, SLG: 0.478 | C FF 88<br>F FF 90<br>B FF 91<br>B FF 91<br>B SL 86<br>X FF 92<br>3-2<br>12 S<br>13 HR<br>1B | C FF 91<br>X SL 86<br>0-1 ①<br>G1 | B SL 83<br>B FF 93<br>F SL 85<br>F FF 94<br>B FF 93<br>F FF 92<br>X<br>3-2<br>2-H<br>3B | | | B FF 83<br>B SL 79<br>C SI 83<br>B SI 84<br>B SI 82<br>4-1<br>12 S<br>13 1B<br>BB | | F SI 89<br>B SI 90<br>B CH 82<br>X SI 89<br>2-1<br>12 FC1-6<br>1-2<br>1B | 4 | 2 | 3 | 1 | 1 | 0 | 0 |
| 12 Freddy Sanchez, R (1, 4)<br>OBP: 0.391, SLG: 0.652 | B FF 92<br>F FF 90<br>1 SAFE<br>1 SAFE<br>B SI 89<br>F SI 91<br>S FF 93<br>2-3 ①<br>K<br>1-2 | B FF 94<br>X FF 93<br>1-0<br>41 1B<br>2B | X SI 94<br>0-0 ③<br>G5-3 | | | B FF 81<br>C CH 74<br>1 SAFE<br>L CH 74<br>1 SAFE<br>B SC 66<br>S SC 66<br>2-3 ②<br>K<br>1-2 | | C CU 75<br>F SI 90<br>X SI 91<br>0-2 ②<br>FC1-6<br>13 BB<br>41 HR<br>1-2f<br>2-3 | 5 | 1 | 1 | 0 | 0 | 2 | 5 |
| 13 Nate McLouth, L (1, 8)<br>OBP: 0.391, SLG: 0.529 | C SI 90<br>B SL 80<br>2 SAFE<br>X SL 81<br>1-1<br>2-H<br>HR | B SI 92<br>B SI 93<br>F FF 93<br>B FF 93<br>T SI 92<br>B SI 90<br>4-2<br>41 1B<br>BB | C FF 91<br>F FF 91<br>F SL 86<br>T FF 92<br>0-2 ①<br>K | | | C SL 75<br>S SC 66<br>B FF 83<br>F SC 67<br>B SL 76<br>X SL 74<br>2-2<br>2-H<br>1B | | B CU 76<br>B CU 76<br>B FC 89<br>C SI 90<br>B CU 75<br>4-1<br>41 HR<br>1-2<br>BB | 3 | 2 | 2 | 3 | 2 | 1 | 0 |
| 41 Ryan Doumit, S (1, 2)<br>OBP: 0.261, SLG: 0.429 | B SI 93<br>X SI 92<br>1-0<br>1B | C FF 94<br>B SL 86<br>F FF 94<br>B SI 93<br>X CH 85<br>2-2 ②<br>1-2<br>2-H<br>1B | F SI 94<br>C FF 94<br>B SI 94<br>T SL 87<br>1-2 ②<br>K | | | B CH 75<br>F SI 84<br>F FF 82<br>B SC 69<br>C SC 67<br>2-3 ③<br>K | | B CU 75<br>S FC 87<br>X FC 89<br>1-1<br>1-H<br>2-H<br>3-H<br>HR | 5 | 1 | 3 | 4 | 0 | 2 | 1 |
| 25 Adam LaRoche, L (1, 3)<br>OBP: 0.158, SLG: 0.316 | B SI 92<br>F FF 92<br>T SI 91<br>B FF 92<br>C SL 84<br>2-3 ②<br>K | B FF 94<br>B SL 85<br>C SL 86<br>B SI 92<br>X CH 86<br>3-1 ③<br>F8 | B FF 94<br>C SL 85<br>C SL 85<br>B FF 93<br>B SI 93<br>S SL 87<br>3-3 ③<br>K | | | B FF 90<br>F FF 90<br>B CH 85<br>B SI 90<br>S SI 90<br>X SI 90<br>3-2 ①<br>F8 | | B SI 91<br>X SI 88<br>1-0<br>HR | 5 | 1 | 1 | 1 | 0 | 2 | 3 |
| 15 Andy LaRoche, R (1, 5) | C FF 91<br>B SL 86<br>F SI 91<br>B FF 93<br>B SL 86<br>X SL 87<br>3-2 ③<br>L9 | | S FF 94<br>X SI 92<br>0-1 ①<br>G5-3 | | B SL 84<br>S FF 91<br>B SL 87<br>C FF 93<br>X FF 93<br>2-2 ①<br>P5 | | | C FC 90<br>B FF 91<br>B SI 90<br>X FC 90<br>2-1 ②<br>G6-3 | C FC 91<br>F CU 77<br>X CU 75<br>0-2 ③<br>F8 | 5 | 0 | 0 | 0 | 0 | 0 | 1 |
| 44 Brandon Moss, L (1, 9)<br>OBP: 0.353, SLG: 0.400 | | C SI 91<br>B FF 92<br>C FF 92<br>B SL 87<br>B FF 92<br>S FF 94<br>3-3 ①<br>K | F FF 94<br>B SL 84<br>X SL 84<br>1-1<br>2<br>2B | | F FF 93<br>F SL 87<br>B FF 92<br>B SL 87<br>F SL 88<br>B SL 86<br>S FF 93<br>3-3 ②<br>K | | | F FC 90<br>B CH 87<br>B CH 88<br>T SI 90<br>B FF 91<br>X SI 91<br>3-2 ③<br>L6 | | 4 | 1 | 1 | 0 | 0 | 2 | 0 |
| 2 Jack Wilson, R (1, 6)<br>OBP: 0.400, SLG: 0.474 | | F SI 93<br>B FF 92<br>S FF 94<br>X SI 94<br>1-2 ②<br>G5-3 | B SL 86<br>C SL 84<br>X CH 84<br>1-1<br>3<br>3B<br>2-H<br>2B | | B FF 94<br>X SL 86<br>1-0 ③<br>P5 | | | | C SI 89<br>B FC 88<br>B FC 89<br>B SI 89<br>B SI 90<br>4-1<br>16 CS<br>BB | 3 | 1 | 1 | 1 | 1 | 0 | 0 |
| 28 Paul Maholm, L (1, 1)<br>OBP: 0.500, SLG: 0.250<br>34 John Grabow, L (8, 1)<br>16 Eric Hinske, L (9, PH)<br>OBP: 0.300, SLG: 0.444<br>43 Jesse Chavez, R (9, 1) | | B FF 92<br>C FF 90<br>F SI 91<br>S SL 86<br>1-3 ③<br>K | C FF 93<br>B SL 85<br>C SI 91<br>C<br>1-3 ②<br>K | | | B FF 81<br>B SI 81<br>C SI 81<br>C SI 83<br>B SL 73<br>F SI 82<br>F SI 82<br>T<br>3-2 ①<br>K | | C SI 88<br>B SI 90<br>1 SAFE<br>B CU 77<br>B CU 75<br>B SI 88<br>4-1 ①<br>12 FC1-6<br>3 1B<br>41 HR<br>1-2<br>BB | 3<br>0<br>0<br>0 | 0<br>0<br>1<br>0 | 0<br>0<br>0<br>0 | 0<br>0<br>0<br>0 | 0<br>0<br>1<br>0 | 3<br>0<br>0<br>0 | 1<br>0<br>0<br>0 |
| Inning Stats | R: 2<br>E: 0<br>K: 2<br>S: 15<br>H: 3<br>LOB: 1<br>BB: 0<br>P: 27 | R: 0<br>E: 0<br>K: 2<br>S: 9<br>H: 0<br>LOB: 0<br>BB: 0<br>P: 14 | R: 0<br>E: 0<br>K: 0<br>S: 10<br>H: 2<br>LOB: 2<br>BB: 1<br>P: 20 | R: 2<br>E: 0<br>K: 1<br>S: 14<br>H: 3<br>LOB: 1<br>BB: 0<br>P: 20 | R: 0<br>E: 0<br>K: 3<br>S: 10<br>H: 0<br>LOB: 0<br>BB: 0<br>P: 14 | R: 0<br>E: 0<br>K: 1<br>S: 8<br>H: 0<br>LOB: 0<br>BB: 0<br>P: 14 | R: 1<br>E: 0<br>K: 3<br>S: 16<br>H: 1<br>LOB: 1<br>BB: 1<br>P: 29 | R: 0<br>E: 0<br>K: 0<br>S: 8<br>H: 0<br>LOB: 0<br>BB: 0<br>P: 16 | R: 5<br>E: 0<br>K: 0<br>S: 14<br>H: 3<br>LOB: 0<br>BB: 3<br>P: 30 | 1B: 5<br>2B: 3<br>3B: 1<br>HR: 3<br>SF: 0<br>SAC: 0<br>DP: 0<br>HBP: 0 | | | | | | |

| PITCHER | | IP | WLS | BF | H | R | ER | SO | BB | IBB | HBP | BLK | WP | HR | S | P | ERA | WHIP |
|---|---|---|---|---|---|---|---|---|---|---|---|---|---|---|---|---|---|---|
| 47 Johnny Cueto, R<br>ERA: 6.0 | (1, 1) | 6.0 | L | 26 | 8 | 4 | 4 | 9 | 1 | 0 | 0 | 0 | 0 | 1 | 66 | 109 | 6.00 | 1.500 |
| 52 Daniel Herrera, L<br>ERA: 10.8 | (7, 1) | 1.0 | | 5 | 1 | 1 | 1 | 3 | 1 | 0 | 0 | 0 | 0 | 0 | 16 | 29 | 9.00 | 2.000 |
| 51 Jared Burton, R<br>ERA: 3.86 | (8, 1) | 1.0 | | 3 | 0 | 0 | 0 | 0 | 0 | 0 | 0 | 0 | 0 | 0 | 8 | 16 | 0.00 | 0.000 |
| 57 Mike Lincoln, R<br>ERA: 34.71 | (9, 1) | 1.0 | | 8 | 3 | 5 | 5 | 0 | 3 | 0 | 0 | 0 | 0 | 2 | 14 | 30 | 45.00 | 6.000 |

| PITCHER | IP | WLS | BF | H | R | ER | SO | BB | IBB | HBP | BLK | WP | HR | S | P | ERA | WHIP |
|---|---|---|---|---|---|---|---|---|---|---|---|---|---|---|---|---|---|

# TOP

## Pittsburgh Pirates @ Cincinnati Reds

Great American Ball Park, Cincinnati, OH

Sat Apr 11 2009, 1:10 PM EDT
Att. 22,276 - Sunny - 51 F

livebaseballscorecards.com

| | |
|---|---|
| AB | 37 |
| R | 10 |
| H | 12 |
| RBI | 10 |
| BB | 5 |
| SO | 12 |
| LOB | 11 |

WP: 0 PA: 42
PB: 0
SB: 2
CS: 1

# BOTTOM

# Pittsburgh Pirates @ Cincinnati Reds

Great American Ball Park, Cincinnati, OH

Sat Apr 11 2009, 1:10 PM EDT

Att. 22,276 - Sunny - 51 F

livebaseballscorecards.com

| Batter | 1 | 2 | 3 | 4 | 5 | 6 | 7 | 8 | 9 | AB | R | H | RBI | BB | SO | LOB |
|---|---|---|---|---|---|---|---|---|---|---|---|---|---|---|---|---|
| 3 Willy Taveras, R (1, 8)<br>OBP: 0.333, SLG: 0.500 | B SI 87<br>B FF 87<br>B CH 85<br>C FF 86<br>C SI 86<br>X FF 88<br>3-2 ① F8 | | | C SI 86<br>F CH 83<br>X SL 82<br>0-2 ① F7 | | X CU 74<br>0-0 ① SH2-3<br>1-2 | | B CH 81<br>S CH 81<br>F CH 82<br>B CH 82<br>C FF 91<br>2-3 ② K | | 3 | 0 | 0 | 0 | 0 | 1 | 1 |
| 15 Jerry Hairston, R (1, 7)<br>OBP: 0.091, SLG: 0.091 | C FF 89<br>B SI 86<br>F CH 84<br>B CH 84<br>X SI 88<br>2-2 ② G6-3 | | | B SI 88<br>C CH 84<br>X SI 89<br>1-1 ② G5-3 | | B CH 82<br>C SI 87<br>B CH 85<br>F SI 88<br>X SL 82<br>2-2 ② L5 | | L FF 91<br>B FF 90<br>B CH 82<br>B FF 90<br>F FF 90<br>S FF 90<br>3-3 ③ K | | 4 | 0 | 0 | 0 | 0 | 1 | 2 |
| 19 Joey Votto, L (1, 3)<br>OBP: 0.500, SLG: 0.813 | B FF 89<br>B SI 88<br>F FF 89<br>F SI 90<br>F SL 81<br>S SI 90<br>2-3 ③ K | | | B CU 77<br>B SI 89<br>C SI 89<br>F SI 90<br>F SL 81<br>B SI 89<br>B FF 90<br>4-2 4 1B 28 1B BB | | B SL 82<br>S SL 81<br>X SI 90<br>1-1 ③ G6-3 | | | B SI 92<br>B FF 93<br>X SI 92<br>2-0 ① L4 | 3 | 0 | 0 | 0 | 0 | 1 | 1 |
| 4 Brandon Phillips, R (1, 4)<br>OBP: 0.471, SLG: 0.455 | | C SI 89<br>B SI 87<br>S CH 83<br>B CH 83<br>C SI 90<br>2-3 ① K | | X CH 85<br>0-0 28 1B<br>1-2 1B | | | B CU 72<br>B CU 73<br>B SI 88<br>B SI 86<br>4-0 28 G4-3 28 S 32 G4-3 BB | | F SI 94<br>C FC 88<br>B FC 87<br>F FF 93<br>F FC 88<br>X CH 84<br>1-2 28 DI 32 1B 1B | 3 | 2 | 2 | 0 | 1 | 1 | 0 |
| 28 Edwin Encarnación, R (1, 5)<br>OBP: 0.529, SLG: 0.200 | | C SI 89<br>B CH 85<br>B SL 81<br>X SI 90<br>2-1 ② G5-3 | | X SI 90<br>0-0 ③<br>1-2<br>2-H 1B | | | B CH 84<br>C CH 84<br>B SI 88<br>B SI 88<br>1 SAFE<br>C SI 89<br>X SI 89<br>3-2 ① G4-3<br>1-3 | | B SI 94<br>C CH 84<br>D CH 84<br>F FF 93<br>D FC 88<br>B FF 94<br>4-2 32 1B<br>1-2 BB | 3 | 0 | 1 | 0 | 1 | 0 | 1 |
| 32 Jay Bruce, L (1, 9)<br>OBP: 0.235, SLG: 0.250 | | F FF 89<br>B FF 91<br>S SI 90<br>X FF 90<br>1-2 ③ L8 | | | B CU 74<br>C CU 74<br>F SI 89<br>F CU 74<br>F SL 79<br>X SL 79<br>1-2 ① P4 | | B CU 74<br>B SI 89<br>F SL 82<br>X SL 82<br>2-1 ② G4-3<br>3-H | | F CH 85<br>B CH 84<br>X FF 94<br>1-1 55 F8-4-3<br>1-2<br>2-H 1B | 4 | 0 | 1 | 2 | 0 | 0 | 0 |
| 55 Ramon Hernandez, R (1, 2)<br>OBP: 0.154, SLG: 0.083 | | B SI 88<br>C SI 87<br>S CH 83<br>X FF 89<br>1-2 ① P4 | | | B SI 90<br>F CH 83<br>X SI 89<br>1-1 ② G2-3 | | X CH 85<br>0-0 ③ G1-4-3 | | C FF 95<br>X SI 94<br>0-1 ② ③ F8-4-3<br>1-1 | 4 | 0 | 0 | 0 | 0 | 0 | 2 |
| 2 Alex Gonzalez, R (1, 6) | | C SI 90<br>F CH 84<br>F FF 89<br>F SL 81<br>F SI 89<br>B FF 90<br>F CH 85<br>S SI 89<br>1-3 ② K | | | X SI 90<br>0-0 ③ G1-3 | | | C FF 90<br>B CH 82<br>X CH 82<br>1-1 ① G2 | | 3 | 0 | 0 | 0 | 0 | 1 | 0 |
| 47 Johnny Cueto, R (1, 1)<br>16 Darnell McDonald, R (6, PH)<br>OBP: 0.444, SLG: 0.375<br>52 Daniel Herrera, L (7, 1)<br>51 Jared Burton, R (8, 1)<br>33 Micah Owings, R (8, PH)<br>OBP: 0.500, SLG: 1.000<br>57 Mike Lincoln, R (9, 1) | | | M SI 89<br>S SI 88<br>X CU 73<br>0-2 ③ G1-3 | | | C SI 86<br>S CU 73<br>B CU 74<br>F SI 89<br>B CU 75<br>B SI 88<br>X FF 90<br>3-2 3 SH2-3 1B | | X FF 90<br>0-0 2B | | 1<br>1<br>0<br>0<br>1<br>0 | 0<br>0<br>0<br>0<br>0<br>0 | 0<br>1<br>0<br>0<br>1<br>0 | 0<br>0<br>0<br>0<br>0<br>0 | 0<br>0<br>0<br>0<br>0<br>0 | 0<br>0<br>0<br>0<br>0<br>0 | 0<br>0<br>0<br>0<br>0<br>0 |
| Inning Stats | R: 0<br>E: 0<br>K: 1<br>S: 10<br>H: 0<br>LOB: 0<br>BB: 0<br>P: 17 | R: 0<br>E: 0<br>K: 1<br>S: 8<br>H: 0<br>LOB: 0<br>BB: 0<br>P: 13 | R: 0<br>E: 0<br>K: 1<br>S: 13<br>H: 0<br>LOB: 0<br>BB: 0<br>P: 15 | R: 0<br>E: 0<br>K: 0<br>S: 10<br>H: 2<br>LOB: 2<br>BB: 1<br>P: 15 | R: 0<br>E: 0<br>K: 0<br>S: 8<br>H: 0<br>LOB: 0<br>BB: 0<br>P: 10 | R: 0<br>E: 0<br>K: 0<br>S: 10<br>H: 1<br>LOB: 1<br>BB: 0<br>P: 16 | R: 1<br>E: 0<br>K: 0<br>S: 6<br>H: 0<br>LOB: 0<br>BB: 1<br>P: 15 | R: 0<br>E: 0<br>K: 2<br>S: 9<br>H: 1<br>LOB: 1<br>BB: 0<br>P: 15 | R: 1<br>E: 0<br>K: 0<br>S: 12<br>H: 2<br>LOB: 1<br>BB: 1<br>P: 20 | 1B: 5<br>2B: 2<br>3B: 0<br>HR: 0<br>SF: 0<br>SAC: 1<br>DP: 1<br>HBP: 0 | | | | | | |

| | AB | 30 |
|---|---|---|
| | R | 2 |
| | H | 6 |
| | RBI | 2 |
| | BB | 3 |
| | SO | 5 |
| | LOB | 7 |

WP: 0 PB: 0 SB: 1 CS: 0 PA: 34

| PITCHER | | IP | WLS | BF | H | R | ER | SO | BB | IBB | HBP | BLK | WP | HR | S | P | ERA | WHIP |
|---|---|---|---|---|---|---|---|---|---|---|---|---|---|---|---|---|---|---|
| 28 Paul Maholm, L<br>ERA: 1.32 | (1, 1) | 7.0 | W | 25 | 3 | 1 | 1 | 3 | 2 | 0 | 0 | 0 | 0 | 0 | 65 | 101 | 1.29 | 0.714 |
| 34 John Grabow, L<br>ERA: | (8, 1) | 1.0 | | 4 | 1 | 0 | 0 | 2 | 0 | 0 | 0 | 0 | 0 | 0 | 9 | 15 | 0.00 | 1.000 |
| 43 Jesse Chavez, R<br>ERA: 9.0 | (9, 1) | 1.0 | | 5 | 2 | 1 | 1 | 0 | 1 | 0 | 0 | 0 | 0 | 0 | 12 | 20 | 9.00 | 3.000 |

| PITCHER | IP | WLS | BF | H | R | ER | SO | BB | IBB | HBP | BLK | WP | HR | S | P | ERA | WHIP |
|---|---|---|---|---|---|---|---|---|---|---|---|---|---|---|---|---|---|

| Batter | 1 | 2 | 3 | 4 | 5 | 6 | 7 | 8 | 9 | AB | R | H | RBI | BB | SO | LOB |
|---|---|---|---|---|---|---|---|---|---|---|---|---|---|---|---|---|
| 3 Nyjer Morgan, L (1, 7)<br>OBP: 0.464, SLG: 0.538 | B FF 85<br>X SI 86<br>1-0<br>2B | | C CH 79<br>H FF 90<br>1-1<br>12 CS<br>HBP | | | C SI 86<br>F CU 77<br>F SL 78<br>C FF 88<br>0-3 ②<br>K | | | C FF 86<br>F CU 76<br>X FF 89<br>0-2<br>1B | 3 | 0 | 2 | 0 | 0 | 1 | 0 |
| 12 Freddy Sanchez, R (1, 4)<br>OBP: 0.333, SLG: 0.556 | B SI 86<br>X SI 87<br>1-0 ①<br>G6-3 | | 1 SAFE<br>C SL 80<br>1 SAFE<br>0-1 ③<br>CS<br>1-2 | X CH 84<br>0-0 ①<br>F7 | | C FF 88<br>C SL 78<br>F FF 88<br>B SL 79<br>F SI 87<br>F SI 88<br>C FF 90<br>1-3 ③<br>K | | | T SL 80<br>F FF 90<br>B FF 92<br>X SL 79<br>1-2 ②<br>P3 | 4 | 0 | 0 | 0 | 0 | 1 | 2 |
| 13 Nate McLouth, L (1, 8)<br>OBP: 0.333, SLG: 0.429 | B SI 86<br>C SI 87<br>B SI 87<br>C SI 88<br>F SI 88<br>F SI 88<br>C SL 79<br>2-3 ②<br>K | | | C FF 85<br>C FF 86<br>C SI 87<br>0-3 ②<br>K | | | B CH 84<br>C SI 86<br>F FF 87<br>B SI 88<br>F SL 79<br>F FF 89<br>X SI 90<br>2-2 ①<br>P5 | | D SI 90<br>F FF 88<br>F SI 91<br>B SL 81<br>S SL 80<br>2-3 ③<br>K | 4 | 0 | 0 | 0 | 0 | 3 | 2 |
| 41 Ryan Doumit, S (1, 2)<br>OBP: 0.231, SLG: 0.375 | X SI 88<br>0-0 ③<br>G4-3 | | | B SI 85<br>B SI 86<br>X SI 87<br>2-0 ③<br>P5 | | | X SI 87<br>0-0 ②<br>G4-3 | | | 3 | 0 | 0 | 0 | 0 | 0 | 1 |
| 25 Adam LaRoche, L (1, 3)<br>OBP: 0.136, SLG: 0.273 | | B FF 85<br>C CH 85<br>X FF 86<br>1-1 ①<br>F8 | | | B SI 85<br>X SI 86<br>1-0 ①<br>G4-3 | | C FF 86<br>C SI 88<br>B SI 89<br>B SL 78<br>S SL 80<br>2-3 ③<br>K | | | 3 | 0 | 0 | 0 | 0 | 1 | 0 |
| 15 Andy LaRoche, R (1, 5)<br>5 Ramón Vázquez, L (8, PH)<br>OBP: 0.364, SLG: 0.222 (8, 5) | | B FF 85<br>F FF 86<br>F SL 78<br>T SI 86<br>1-2 ②<br>K | | | X SL 77<br>0-0 ②<br>F9 | | | B SI 85<br>F SI 85<br>B FF 86<br>F SI 86<br>B SL 78<br>X SI 88<br>3-2 ①<br>G1-3 | | 2<br>1 | 0<br>0 | 0<br>0 | 0<br>0 | 0<br>0 | 1<br>0 | 0<br>0 |
| 44 Brandon Moss, L (1, 9)<br>OBP: 0.350, SLG: 0.389 | | B SI 87<br>T SI 87<br>C FF 87<br>X SL 78<br>1-2 ③<br>F8 | | | C SI 88<br>C SI 87<br>F SI 88<br>B FF 89<br>X SL 80<br>1-2<br>1B | | | X SI 88<br>0-0 ②<br>F7 | | 3 | 0 | 1 | 0 | 0 | 0 | 0 |
| 2 Jack Wilson, R (1, 6)<br>OBP: 0.348, SLG: 0.409 | | | C SI 86<br>B SL 79<br>F FF 88<br>B SL 80<br>F SL 79<br>F SI 89<br>F FF 91<br>X SI 90<br>2-2 ①<br>G4-3 | | X FF 87<br>0-0 ③<br>F7 | | | C SI 88<br>F SL 78<br>X FF 89<br>0-2 ③<br>G4-3 | | 3 | 0 | 0 | 0 | 0 | 0 | 1 |
| 45 Ian Snell, R (1, 1)<br>38 Craig Hansen, R (7, 1)<br>17 Sean Burnett, L (7, 1)<br>43 Jesse Chavez, R (8, 1)<br>16 Eric Hinske, L (9, PH)<br>OBP: 0.273, SLG: 0.400 | | | C FF 87<br>F FF 88<br>C FF 90<br>0-3 ②<br>K | | | B CH 83<br>C FF 86<br>F FF 87<br>S CU 77<br>1-3 ①<br>K | | | B FF 85<br>F FF 86<br>B CU 77<br>F SI 87<br>X FF 88<br>2-2 ①<br>P6 | 2<br>0<br>0<br>0<br>1 | 0<br>0<br>0<br>0<br>0 | 0<br>0<br>0<br>0<br>0 | 0<br>0<br>0<br>0<br>0 | 2<br>0<br>0<br>0<br>0 | 0<br>0<br>0<br>0<br>0 | 0<br>0<br>0<br>0<br>0 |
| Inning Stats | R: 0<br>E: 0<br>K: 1<br>S: 8<br>H: 1<br>LOB: 1<br>BB: 0<br>P: 12 | R: 0<br>E: 0<br>K: 1<br>S: 8<br>H: 0<br>LOB: 0<br>BB: 0<br>P: 11 | R: 0<br>E: 0<br>K: 1<br>S: 11<br>H: 0<br>LOB: 0<br>BB: 0<br>P: 14 | R: 0<br>E: 0<br>K: 1<br>S: 5<br>H: 0<br>LOB: 0<br>BB: 0<br>P: 7 | R: 0<br>E: 0<br>K: 0<br>S: 7<br>H: 1<br>LOB: 1<br>BB: 0<br>P: 9 | R: 0<br>E: 0<br>K: 3<br>S: 13<br>H: 0<br>LOB: 0<br>BB: 0<br>P: 15 | R: 0<br>E: 0<br>K: 1<br>S: 9<br>H: 0<br>LOB: 0<br>BB: 0<br>P: 13 | R: 0<br>E: 0<br>K: 0<br>S: 7<br>H: 0<br>LOB: 0<br>BB: 0<br>P: 10 | R: 0<br>E: 0<br>K: 1<br>S: 12<br>H: 1<br>LOB: 1<br>BB: 0<br>P: 17 | 1B: 2<br>2B: 1<br>3B: 0<br>HR: 0 | SF: 0<br>SAC: 0<br>DP: 0<br>HBP: 1 | WP: 0<br>PB: 0<br>SB: 0<br>CS: 1 | PA: 31 | | | |

| PITCHER | | IP | WLS | BF | H | R | ER | SO | BB | IBB | HBP | BLK | WP | HR | S | P | ERA | WHIP |
|---|---|---|---|---|---|---|---|---|---|---|---|---|---|---|---|---|---|---|
| 39 Aaron Harang, R<br>ERA: 0.64 | (1, 1) | 9.0 | W | 30 | 3 | 0 | 0 | 9 | 0 | 0 | 1 | 0 | 0 | 0 | 80 | 108 | 0.00 | 0.333 |

| PITCHER | IP | WLS | BF | H | R | ER | SO | BB | IBB | HBP | BLK | WP | HR | S | P | ERA | WHIP |
|---|---|---|---|---|---|---|---|---|---|---|---|---|---|---|---|---|---|

# TOP

# Pittsburgh Pirates @ Cincinnati Reds

Great American Ball Park, Cincinnati, OH

Sun Apr 12 2009, 1:10 PM EDT
Att. 12,876 - Partly Cloudy - 50 F

livebaseballscorecards.com

| | |
|---|---|
| AB | 29 |
| R | 0 |
| H | 3 |
| RBI | 0 |
| BB | 0 |
| SO | 9 |
| LOB | 6 |

# BOTTOM

## Pittsburgh Pirates @ Cincinnati Reds

Great American Ball Park, Cincinnati, OH

Sun Apr 12 2009, 1:10 PM EDT

Att. 12,876 - Partly Cloudy - 50 F

livebaseballscorecards.com

| Batter | 1 | 2 | 3 | 4 | 5 | 6 | 7 | 8 | 9 | AB | R | H | RBI | BB | SO | LOB |
|---|---|---|---|---|---|---|---|---|---|---|---|---|---|---|---|---|
| 3 Willy Taveras, R (1, 8)<br>OBP: 0.417, SLG: 0.636 | C FF 89<br>B CH 87<br>X SL 81<br>1-1<br>4<br>HR<br>2B | | C SL 78<br>F FF 91<br>B FF 90<br>X FF 92<br>1-2 ①<br>G4-3 | | B FF 90<br>X FF 89<br>1-0 ①<br>SH1-3<br>1-2 | | B FF 89<br>X FF 90<br>1-0<br>21<br>S<br>1B | | | 3 | 1 | 2 | 0 | 0 | 0 | 0 |
| 21 Chris Dickerson, L (1, 7)<br>OBP: 0.545, SLG: 0.333 | B FA 89<br>B CH 88<br>F SI 88<br>X SI 90<br>2-1 ①<br>F7 | | B SI 91<br>S CH 84<br>B SI 93<br>B CH 87<br>B SI 92<br>4-1<br>19<br>2B<br>BB | | D CH 84<br>X FF 91<br>1-0<br>2-3<br>1B | | B SL 81<br>B FF 90<br>B FF 90<br>C FF 90<br>C SL 80<br>D SL 81<br>4-2<br>1-2<br>BB | | | 2 | 0 | 1 | 0 | 2 | 0 | 1 |
| 19 Joey Votto, L (1, 3)<br>OBP: 0.455, SLG: 0.750 | X CH 82<br>0-0 ②<br>F7 | | B SI 91<br>S FF 92<br>1 SAFE<br>B FF 91<br>B SI 90<br>F FF 93<br>X FF 93<br>3-2<br>1-3<br>2B | | F SL 81<br>B FF 92<br>B SL 82<br>F SL 81<br>B FF 92<br>S SL 82<br>3-3 ②<br>K2-3 | | C SL 78<br>2 SAFE<br>2 SAFE<br>D SL 78<br>C SL 78<br>D SL 77<br>C SI 90<br>2-3 ③<br>K | | | 4 | 0 | 1 | 0 | 0 | 2 | 5 |
| 4 Brandon Phillips, R (1, 4)<br>OBP: 0.476, SLG: 0.643 | F SL 82<br>B SL 84<br>B CH 87<br>F SL 83<br>X CH 89<br>2-2<br>2-H<br>HR | | X SL 85<br>0-0 ②<br>G5-3 | | S SL 84<br>B CH 87<br>D SL 86<br>D CH 86<br>S SL 85<br>X SL 85<br>3-2 ③<br>G1-3 | | | B FF 95<br>B FF 94<br>B FF 95<br>C FF 94<br>T FF 95<br>F FF 95<br>B FF 94<br>4-2<br>28<br>L6-4-3<br>32<br>1B<br>BB | | 3 | 1 | 1 | 2 | 1 | 0 | 4 |
| 32 Jay Bruce, L (1, 9)<br>OBP: 0.238, SLG: 0.250 | C FF 91<br>B CH 85<br>B CH 85<br>B FF 90<br>C SI 93<br>S FF 93<br>3-3 ③<br>K | | F FF 93<br>F CH 86<br>F FF 94<br>B SL 86<br>F SI 94<br>S SL 82<br>1-3 ③<br>K | | | B SL 77<br>B SI 89<br>B SI 90<br>C FF 90<br>S FF 92<br>F SI 94<br>C FF 93<br>3-3 ①<br>K | | 1 SAFE<br>B CH 85<br>X CH 84<br>1-0<br>28<br>L6-4-3<br>1-2<br>1B | | 4 | 0 | 1 | 0 | 0 | 3 | 2 |
| 28 Edwin Encarnación, R (1, 5)<br>OBP: 0.524, SLG: 0.231 | | B CH 88<br>C FF 91<br>B SL 83<br>B FF 93<br>B FF 92<br>4-1<br>55<br>FC4-6<br>BB | | S SL 82<br>C SL 84<br>C SL 82<br>0-3 ①<br>K | | X SL 85<br>0-0<br>55<br>G6-4-3<br>1B | | S FF 94<br>C FF 94<br>X FC 90<br>0-2 ①②③<br>L6-4-3<br>1-1<br>2-2 | | 3 | 0 | 1 | 0 | 1 | 1 | 2 |
| 55 Ramon Hernandez, R (1, 2)<br>OBP: 0.125, SLG: 0.067 | | C SL 82<br>D SL 81<br>1 SAFE<br>1 SAFE<br>B CH 86<br>F FF 91<br>X SL 82<br>2-2 ①<br>FC4-6<br>1-2f | | F FF 92<br>S FF 92<br>B SL 81<br>S FF 94<br>1-3 ②<br>K | | D SL 83<br>C FF 90<br>1 SAFE<br>S SL 84<br>X SL 87<br>1-2 ②③<br>G6-4-3<br>1-2f | | | | 3 | 0 | 0 | 0 | 0 | 1 | 2 |
| 2 Alex Gonzalez, R (1, 6) | | B CH 82<br>D FF 91<br>S FF 90<br>C FF 92<br>S SL 85<br>2-3 ②<br>K | | S FF 93<br>C FF 94<br>F FF 93<br>F SL 82<br>F FF 93<br>X SL 82<br>0-2 ③<br>F7 | | | B FF 89<br>C FF 88<br>T SL 81<br>F SL 82<br>X SL 81<br>1-2 ①<br>F9 | | | 3 | 0 | 0 | 0 | 0 | 1 | 1 |
| 39 Aaron Harang, R (1, 1) | | B FF 92<br>X CH 87<br>1-0 ③<br>G6-3 | | | B FF 91<br>B CH 87<br>C FF 90<br>B FF 91<br>B CH 88<br>4-1<br>21<br>1B<br>3<br>SH1-3<br>BB | | F FF 89<br>S SL 81<br>S SL 80<br>0-3 ②<br>K | | | 2 | 0 | 0 | 0 | 1 | 1 | 1 |

| Inning Stats | | | | | | | | | | | | | | | | | | | | | | |
|---|---|---|---|---|---|---|---|---|---|---|---|---|---|---|---|---|---|---|---|---|---|---|
| | R: 2 | H: 2 | R: 0 | H: 0 | R: 0 | H: 1 | R: 0 | H: 0 | R: 0 | H: 1 | R: 0 | H: 1 | R: 0 | H: 1 | R: 0 | H: 1 | 1B: 4 | SF: 0 | WP: 0 | PA: 33 |
| | E: 0 | LOB: 0 | E: 0 | LOB: 1 | E: 0 | LOB: 2 | E: 0 | LOB: 0 | E: 0 | LOB: 0 | E: 0 | LOB: 0 | E: 0 | LOB: 2 | E: 0 | LOB: 0 | 2B: 2 | SAC: 1 | PB: 0 | |
| | K: 1 | BB: 0 | K: 1 | BB: 1 | K: 1 | BB: 1 | K: 2 | BB: 0 | K: 1 | BB: 1 | K: 1 | BB: 0 | K: 2 | BB: 1 | K: 1 | BB: 1 | 3B: 1 | DP: 1 | SB: 1 | |
| | S: 11 | P: 19 | S: 8 | P: 17 | S: 13 | P: 22 | S: 12 | P: 13 | S: 9 | P: 21 | S: 8 | P: 12 | S: 13 | P: 21 | S: 7 | P: 12 | HR: 1 | HBP: 0 | CS: 0 | |

| PITCHER | IP | WLS | BF | H | R | ER | SO | BB | IBB | HBP | BLK | WP | HR | S | P | ERA | WHIP |
|---|---|---|---|---|---|---|---|---|---|---|---|---|---|---|---|---|---|
| 45 Ian Snell, R (1, 1)<br>ERA: 7.2 | 6.0 | L | 25 | 5 | 2 | 2 | 7 | 3 | 0 | 0 | 0 | 0 | 1 | 61 | 104 | 3.00 | 1.333 |
| 38 Craig Hansen, R (7, 1)<br>ERA: | 0.2 | | 4 | 1 | 0 | 0 | 1 | 1 | 0 | 0 | 0 | 0 | 0 | 10 | 16 | 0.00 | 3.000 |
| 17 Sean Burnett, L (7, 1)<br>ERA: | 0.1 | | 1 | 0 | 0 | 0 | 1 | 0 | 0 | 0 | 0 | 0 | 0 | 3 | 5 | 0.00 | 0.000 |
| 43 Jesse Chavez, R (8, 1)<br>ERA: 4.5 | 1.0 | | 3 | 1 | 0 | 0 | 0 | 1 | 0 | 0 | 0 | 0 | 0 | 7 | 12 | 0.00 | 2.000 |

| PITCHER | IP | WLS | BF | H | R | ER | SO | BB | IBB | HBP | BLK | WP | HR | S | P | ERA | WHIP |
|---|---|---|---|---|---|---|---|---|---|---|---|---|---|---|---|---|---|

| | |
|---|---|
| AB | 27 |
| R | 2 |
| H | 7 |
| RBI | 2 |
| BB | 5 |
| SO | 9 |
| LOB | 18 |

| Batter | 1 | 2 | 3 | 4 | 5 | 6 | 7 | 8 | 9 | AB | R | H | RBI | BB | SO | LOB |
|---|---|---|---|---|---|---|---|---|---|---|---|---|---|---|---|---|
| 3 Kazuo Matsui, S (1, 4)<br>OBP: 0.290, SLG: 0.393 | B SI 90<br>B SI 89<br>C SI 88<br>C SI 88<br>F CU 76<br>X SI 89<br>2-2 ① G4-3 | | C SI 88<br>S CU 72<br>B CU 72<br>B CU 77<br>X SI 89<br>2-2 ② G6-3 | | | B SI 87<br>B SI 88<br>C SI 88<br>X CH 81<br>2-1 ① G6-3 | | X CH 80<br>0-0 ② F8 | | 3 | 0 | 0 | 0 | 0 | 0 | 0 |
| 27 Geoff Blum, S (7, 5)<br>OBP: 0.400, SLG: 0.389 | | | | | | | | | | 1 | 0 | 0 | 0 | 0 | 0 | 0 |
| 10 Miguel Tejada, R (1, 6)<br>OBP: 0.321, SLG: 0.308 | B SI 90<br>B SI 90<br>B SI 88<br>C SI 90<br>X SI 90<br>3-1 2B | | X FF 89<br>0-0 ③ G4-3 | | | B CH 81<br>X FF 89<br>1-0 ② F9 | | C FF 88<br>X CH 80<br>0-1 1B | | 4 | 0 | 2 | 0 | 0 | 0 | 0 |
| 17 Lance Berkman, S (1, 3)<br>OBP: 0.310, SLG: 0.333 | B CH 82<br>B CH 82<br>C SI 89<br>S FF 89<br>S CH 84<br>2-3 ② K | | | B SI 88<br>B SI 90<br>B SI 88<br>C FF 87<br>X SI 89<br>3-1 ① G4-3 | | C SI 89<br>B CH 81<br>B CH 80<br>F SI 88<br>C FF 90<br>2-3 ③ K | | C SI 87<br>C FF 88<br>S CH 80<br>0-3 ③ K | | 4 | 0 | 0 | 0 | 0 | 3 | 2 |
| 45 Carlos Lee, R (1, 7)<br>OBP: 0.222, SLG: 0.346 | F SI 89<br>X CH 83<br>0-1 ③ G4-3 | | | C SI 90<br>X CH 83<br>0-1 ② P3 | | | B CH 80<br>F SI 87<br>X CU 72<br>1-1 ① F9 | | B<br>F SI 88<br>X CH 80<br>1-1 ① G6-3 | 4 | 0 | 0 | 0 | 0 | 0 | 1 |
| 9 Hunter Pence, R (1, 9)<br>OBP: 0.345, SLG: 0.577 | | B CU 74<br>C CU 74<br>S FF 90<br>F FF 89<br>B FF 89<br>X CU 74<br>2-2 ① G6-3 | | C FF 89<br>B SI 89<br>F FF 89<br>B SL 79<br>F FF 89<br>B CH 82<br>B FF 90<br>4-2 BB | | | S SI 88<br>X CH 81<br>0-1 ② G5-3 | | F CH 80<br>F FF 88<br>X FF 89<br>0-2 ② G4-3 | 3 | 0 | 0 | 0 | 1 | 0 | 0 |
| 4 Jason Michaels, R (1, 8)<br>OBP: 0.143, SLG: 0.143 | | C SI 89<br>F CH 82<br>B FF 90<br>X CU 74<br>1-2 ② G6-3 | | B SI 89<br>1 SAFE<br>F SI 88<br>B CH 81<br>F SI 89<br>X FF 89<br>2-2 ③ P6 | | | C SI 88<br>B CH 80<br>X CH 80<br>1-1 8 2B 1B | | S SI 89<br>B SI 89<br>F CU 74<br>B FF 89<br>F FF 89<br>X CU 74<br>2-2 ③ G6-3 | 4 | 0 | 1 | 0 | 0 | 0 | 1 |
| 8 Jeff Keppinger, R (1, 5)<br>OBP: 0.600, SLG: 1.000 | | B SI 90<br>B CH 82<br>C SI 89<br>B CH 83<br>B SI 88<br>4-1 BB | B CU 71<br>B SI 87<br>C SI 86<br>X SI 87<br>2-1 ① F8 | | | | B CU 73<br>C FF 87<br>X CH 81<br>1-1 1-3 2B | | | 2 | 0 | 1 | 0 | 1 | 0 | 0 |
| (7, 4) | | | | | | | | | | | | | | | | |
| 55 Humberto Quintero, R (1, 2) | | 1 SAFE<br>B SI 88<br>T SI 87<br>F FF 88<br>1 SAFE<br>S SI 90<br>1-3 ③ K | C CU 73<br>S FF 88<br>S CU 72<br>0-3 ② K | | | | X CH 80<br>0-0 ③ G6-3 | | | 3 | 0 | 0 | 0 | 0 | 2 | 3 |
| 38 Brian Moehler, R (1, 1)<br>48 Tim Byrdak, L (3, 1)<br>23 Russ Ortiz, R (4, 1)<br>31 Jason Smith, L (5, PH)<br>43 Chris Sampson, R (5, 1)<br>53 Wesley Wright, R (7, 1)<br>77 Ivan Rodriguez, R (8, PH)<br>OBP: 0.250, SLG: 0.391<br>29 Geoff Geary, R (8, 1) | | | C SI 88<br>X SI 88<br>0-1 ① G4-3 | | B FF 88<br>X FF 88<br>1-0 ③ F8 | | | F SI 86<br>F CH 79<br>F CU 71<br>B CU 73<br>B CH 80<br>X CH 79<br>2-2 ① F8 | | 1<br>0<br>0<br>1<br>0<br>0<br>1<br>0 | 0<br>0<br>0<br>0<br>0<br>0<br>0<br>0 | 0<br>0<br>0<br>0<br>0<br>0<br>0<br>0 | 0<br>0<br>0<br>0<br>0<br>0<br>0<br>0 | 0<br>0<br>0<br>0<br>0<br>0<br>0<br>0 | 0<br>0<br>0<br>0<br>0<br>0<br>0<br>0 | 0<br>0<br>0<br>0<br>0<br>0<br>0<br>0 |
| Inning Stats | R: 0 H: 1<br>E: 0 LOB: 1<br>K: 1 BB: 0<br>S: 11 P: 18 | R: 0 H: 0<br>E: 0 LOB: 1<br>K: 1 BB: 1<br>S: 11 P: 19 | R: 0 H: 0<br>E: 0 LOB: 0<br>K: 0 BB: 0<br>S: 6 P: 8 | R: 0 H: 0<br>E: 0 LOB: 1<br>K: 0 BB: 1<br>S: 10 P: 19 | R: 0 H: 0<br>E: 0 LOB: 0<br>K: 1 BB: 0<br>S: 6 P: 9 | R: 0 H: 0<br>E: 0 LOB: 0<br>K: 1 BB: 0<br>S: 6 P: 11 | R: 0 H: 2<br>E: 0 LOB: 2<br>K: 0 BB: 0<br>S: 9 P: 12 | R: 0 H: 1<br>E: 0 LOB: 1<br>K: 1 BB: 0<br>S: 10 P: 12 | R: 0 H: 0<br>E: 0 LOB: 0<br>K: 0 BB: 0<br>S: 9 P: 12 | 1B: 2<br>2B: 2<br>3B: 0<br>HR: 0 | SF: 0<br>SAC: 0<br>DP: 0<br>HBP: 0 | | | | | |

| PITCHER | IP | WLS | BF | H | R | ER | SO | BB | IBB | HBP | BLK | WP | HR | S | P | ERA | WHIP |
|---|---|---|---|---|---|---|---|---|---|---|---|---|---|---|---|---|---|
| 57 Zach Duke, L (1, 1)<br>ERA: 0.59 | 9.0 | W | 33 | 4 | 0 | 0 | 5 | 2 | 0 | 0 | 0 | 0 | 0 | 78 | 120 | 0.00 | 0.667 |

| PITCHER | IP | WLS | BF | H | R | ER | SO | BB | IBB | HBP | BLK | WP | HR | S | P | ERA | WHIP |
|---|---|---|---|---|---|---|---|---|---|---|---|---|---|---|---|---|---|

# TOP

## Houston Astros @ Pittsburgh Pirates

PNC Park, Pittsburgh, PA

Mon Apr 13 2009, 1:35 PM EDT

Att. 38,411 - Partly Cloudy - 53 F

livebaseballscorecards.com

| | |
|---|---|
| AB | 31 |
| R | 0 |
| H | 4 |
| RBI | 0 |
| BB | 2 |
| SO | 5 |
| LOB | 7 |

WP: 0 PA: 33
PB: 0
SB: 0
CS: 0

| Batter | 1 | 2 | 3 | 4 | 5 | 6 | 7 | 8 | 9 | AB | R | H | RBI | BB | SO | LOB |
|---|---|---|---|---|---|---|---|---|---|---|---|---|---|---|---|---|
| 3 Nyjer Morgan, L (1, 7)<br>OBP: 0.424, SLG: 0.484 | B FC 86<br>C FF 86<br>B CU 80<br>B FC 86<br>C FF 87<br>X FF 88<br>3-2 ① F7 | B CU 80<br>X FF 87<br>1-0 ③ F7 | D SL 84<br>B FF 89<br>B FF 87<br>C FF 87<br>C FF 88<br>F FF 89<br>F FF 90<br>F FF 88<br>X FF 89<br>3-2 1-2 2-H 3-H 1B | | C SL 84<br>S SL 80<br>X SL 81<br>0-2 ③ F8 | | C SL 84<br>B SL 85<br>F FF 91<br>F FF 92<br>S SL 86<br>1-3 ② K | | | 5 | 0 | 1 | 2 | 0 | 1 | 4 |
| 12 Freddy Sanchez, R (1, 4)<br>OBP: 0.375, SLG: 0.656 | B FC 83<br>B FC 84<br>X FF 85<br>2-0 13 F8 41 1B 2B | | B FF 86 3-2 13 1B 2B<br>B CH 80 1-0 ③ G4-3 | | | B SL 82<br>X SI 85<br>1-0 41 F8 2B | D KC 79<br>B FF 91<br>F SL 84<br>X FF 90<br>2-1 ③ F9 | | | 5 | 2 | 3 | 0 | 0 | 0 | 4 |
| 13 Nate McLouth, L (1, 8)<br>OBP: 0.344, SLG: 0.400 | C CU 75<br>X FF 87<br>0-1 ② F8 2-3 | | B SI 86<br>X CU 75<br>1-0 25 HR 2-H 1B | B CU 74<br>F FC 90<br>B CH 84<br>S CH 84<br>B FC 91<br>F FC 91<br>F CU 77<br>X FF 90<br>3-2 ① G4-3 | | D CU 76<br>B FF 87<br>B SI 86<br>B SI 87<br>4-0 BB | | C SI 87<br>F SI 88<br>B SL 78<br>X CH 80<br>1-2 ① G4-3 | | 4 | 1 | 1 | 1 | 1 | 0 | 1 |
| 41 Ryan Doumit, S (1, 2)<br>OBP: 0.258, SLG: 0.483 | C CU 75<br>D CU 76<br>B FF 86<br>X CU 75<br>2-1 25 BB 3-H 1B | | C FF 84<br>B FF 86<br>1 SAFE<br>1 SAFE<br>X FF 84<br>1-1 ① F8 | F FC 90<br>B FC 89<br>B FC 91<br>B CU 80<br>F FF 90<br>S CH 84<br>3-3 ② K | | X SI 86<br>0-0 ① F8 2-3 | | B FF 88<br>C CH 81<br>X SL 80<br>1-1 HR | | 5 | 1 | 2 | 2 | 0 | 1 | 3 |
| 25 Adam LaRoche, L (1, 3)<br>OBP: 0.259, SLG: 0.500 | B FF 86<br>B CH 78<br>F SI 86<br>B FF 85<br>B SI 86<br>4-1 1-2 BB | | C FF 86<br>1 SAFE<br>D CU 80<br>F SI 86<br>X FF 87<br>1-2 1-H HR | B FF 91<br>X FF 91<br>1-0 1B | | X SI 86<br>0-0 ② P6 | | C SI 89<br>X FF 90<br>0-1 5 2-5 2B | | 4 | 1 | 3 | 2 | 1 | 0 | 2 |
| 44 Brandon Moss, L (1, 9)<br>OBP: 0.320, SLG: 0.348 | B FF 84<br>X CU 74<br>1-0 ③ F7 | | X FF 86<br>0-0 2 BB 5 BB 57 FC5-2 1B | X CU 77<br>0-0 ③ G3 | | X CU 77<br>0-0 ③ G3 | | D SL 78<br>F FF 88<br>X FF 88<br>1-1 ② F8 | | 5 | 0 | 1 | 0 | 0 | 0 | 6 |
| 5 Ramón Vázquez, L (1, 5)<br>OBP: 0.400, SLG: 0.250 | | C FF 85<br>X CU 75<br>0-1 ① F8 | B FF 87<br>B FF 87<br>C FF 88<br>B SL 80<br>F FF 89<br>B SL 81<br>4-2 57 FC5-2 2 BB 3 1B 1-2 BB | F SI 86<br>B SL 84<br>X SI 86<br>1-1 ① F8 | | | X FF 90<br>0-0 57 BB 1B | C SI 88<br>D SL 79<br>1-1 ③ 2-5 2-3 | | 3 | 1 | 1 | 0 | 1 | 0 | 0 |
| 2 Jack Wilson, R (1, 6)<br>OBP: 0.370, SLG: 0.400 | | B CU 79<br>X FC 83<br>1-0 57 SH2-4 1B | B SI 89<br>C FF 87<br>F FF 88<br>F SI 90<br>B SL 81<br>F SI 89<br>B FF 89<br>F SI 90<br>B SL 81<br>4-2 57 FC5-2 3 1B 1-2 2-3 BB | B SL 85<br>B FF 88<br>X SI 87<br>2-0 ② G6-3 | | | B FF 88<br>B FF 90<br>X FF 89<br>2-0 ① F9 | | | 3 | 1 | 1 | 0 | 1 | 0 | 1 |
| 57 Zach Duke, L (1, 1)<br>OBP: 0.600, SLG: 1.000 | | 1 SAFE<br>X FF 85<br>0-0 ② SH2-4 1-2 | C FF 89<br>B FF 89<br>B FF 88<br>X SL 79<br>2-1 ② FC5-2 3 1B 1-2 2-3 3-Hf | B SI 87<br>C FF 87<br>X FF 88<br>1-1 2B | | | B FF 90<br>C FF 90<br>B FF 91<br>B FF 90<br>B FF 90<br>4-1 1-2 BB | | | 2 | 0 | 1 | 0 | 1 | 0 | 3 |
| Inning Stats | R: 1<br>E: 0<br>K: 0<br>S: 10<br>H: 2<br>LOB: 2<br>BB: 1<br>P: 22 | R: 0<br>E: 0<br>K: 0<br>S: 5<br>H: 1<br>LOB: 1<br>BB: 0<br>P: 7 | R: 5<br>E: 0<br>K: 0<br>S: 26<br>H: 5<br>LOB: 2<br>BB: 2<br>P: 46 | R: 0<br>E: 0<br>K: 1<br>S: 10<br>H: 1<br>LOB: 1<br>BB: 0<br>P: 17 | R: 0<br>E: 0<br>K: 0<br>S: 8<br>H: 1<br>LOB: 1<br>BB: 0<br>P: 12 | R: 0<br>E: 0<br>K: 0<br>S: 4<br>H: 1<br>LOB: 2<br>BB: 1<br>P: 9 | R: 0<br>E: 0<br>K: 1<br>S: 9<br>H: 1<br>LOB: 2<br>BB: 1<br>P: 18 | R: 1<br>E: 0<br>K: 0<br>S: 10<br>H: 2<br>LOB: 1<br>BB: 0<br>P: 14 | | 1B: 7<br>2B: 5<br>3B: 0<br>HR: 2<br>SF: 0<br>SAC: 1<br>DP: 0<br>HBP: 0 | | | | WP: 0<br>PB: 0<br>SB: 0<br>CS: 0<br>PA: 42 | | |

| PITCHER | | IP | WLS | BF | H | R | ER | SO | BB | IBB | HBP | BLK | WP | HR | S | P | ERA | WHIP |
|---|---|---|---|---|---|---|---|---|---|---|---|---|---|---|---|---|---|---|
| 38 Brian Moehler, R<br>ERA: 27.0 | (1, 1) | 2.1 | L | 15 | 7 | 5 | 5 | 0 | 1 | 0 | 0 | 0 | 0 | 1 | 25 | 45 | 19.29 | 3.429 |
| 48 Tim Byrdak, L<br>ERA: 2.7 | (3, 1) | 0.2 | | 5 | 1 | 1 | 1 | 0 | 2 | 0 | 0 | 0 | 0 | 0 | 16 | 30 | 13.50 | 4.500 |
| 23 Russ Ortiz, R<br>ERA: 6.75 | (4, 1) | 1.0 | | 4 | 1 | 0 | 0 | 1 | 0 | 0 | 0 | 0 | 0 | 0 | 10 | 17 | 0.00 | 1.000 |
| 43 Chris Sampson, R<br>ERA: | (5, 1) | 2.0 | | 9 | 2 | 0 | 0 | 0 | 1 | 0 | 0 | 0 | 0 | 0 | 12 | 21 | 0.00 | 1.500 |
| 53 Wesley Wright, L<br>ERA: 12.0 | (7, 1) | 1.0 | | 5 | 1 | 0 | 0 | 1 | 1 | 0 | 0 | 0 | 0 | 0 | 9 | 18 | 0.00 | 2.000 |

| PITCHER | | IP | WLS | BF | H | R | ER | SO | BB | IBB | HBP | BLK | WP | HR | S | P | ERA | WHIP |
|---|---|---|---|---|---|---|---|---|---|---|---|---|---|---|---|---|---|---|
| 29 Geoff Geary, R<br>ERA: 5.4 | (8, 1) | 1.0 | | 5 | 2 | 1 | 1 | 0 | 0 | 0 | 0 | 0 | 0 | 1 | 10 | 14 | 9.00 | 2.000 |

# BOTTOM

## Houston Astros @ Pittsburgh Pirates

PNC Park, Pittsburgh, PA

Mon Apr 13 2009, 1:35 PM EDT

Att. 38,411 - Partly Cloudy - 53 F

livebaseballscorecards.com

| | |
|---|---|
| AB | 36 |
| R | 7 |
| H | 14 |
| RBI | 7 |
| BB | 5 |
| SO | 2 |
| LOB | 24 |

# Houston Astros @ Pittsburgh Pirates

PNC Park, Pittsburgh, PA

Wed Apr 15 2009, 7:05 PM EDT

Att. 20,690 - Cloudy - 48 F

TOP

livebaseballscorecards.com

| Batter | 1 | 2 | 3 | 4 | 5 | 6 | 7 | 8 | 9 | AB | R | H | RBI | BB | SO | LOB |
|---|---|---|---|---|---|---|---|---|---|---|---|---|---|---|---|---|
| 21 Michael Bourn, L (1, 8)<br>OBP: 0.333, SLG: 0.360 | B CH 90<br>B FF 91<br>B FF 90<br>B FF 90<br>4-0<br>17 1B 10 1B<br>45 SF7<br>BB | C FF 88<br>S CH 80<br>S CH 81<br>0-3 ③<br>K | | B FF 89<br>S CH 79<br>B FF 89<br>B CH 79<br>X FF 89<br>3-1 ③<br>F7 | | | M CH 85<br>L FF 93<br>X CH 86<br>0-2 ①<br>G4-3 | | | 3 | 1 | 0 | 0 | 1 | 1 | 1 |
| 10 Miguel Tejada, R (1, 6)<br>OBP: 0.375, SLG: 0.400 | M SI 90<br>X FF 92<br>0-1<br>45 SF7 17 1B<br>9 SF8<br>1-2<br>1B | | B FF 88<br>F FF 88<br>B FF 90<br>X FF 89<br>2-1<br>17 2B<br>45 2B<br>1B | | B FF 86<br>B CH 77<br>F CH 85<br>C SL 77<br>F FF 88<br>X FF 88<br>2-2<br>17 G4-3<br>2B | | B FC 89<br>C FF 93<br>B FF 93<br>C FC 88<br>X FC 89<br>2-2 ②<br>G5-3 | | | 4 | 2 | 3 | 0 | 0 | 0 | 0 |
| 17 Lance Berkman, S (1, 3)<br>OBP: 0.333, SLG: 0.393 | F FF 91<br>F SI 92<br>B SL 81<br>B SL 82<br>F FF 92<br>X FF 92<br>2-2<br>9 SF8 45 SF7<br>1-2<br>2-3<br>1B | | B FF 87<br>X CH 79<br>1-0<br>45 2B<br>1-3<br>2B | | X FF 88<br>0-0 ①<br>G4-3<br>2-3 | | B CH 87<br>S CH 86<br>S CH 86<br>C CH 86<br>1-3 ③<br>K | | | 4 | 1 | 2 | 0 | 0 | 1 | 1 |
| 45 Carlos Lee, R (1, 7)<br>22 LaTroy Hawkins, R (8, 1)<br>47 Jose Valverde, R (9, 1) | S SL 82<br>S SL 80<br>X SL 81<br>0-2 ①<br>SF7<br>1-2<br>2-3<br>3-H | | F FF 90<br>B SL 80<br>X FF 90<br>1-1<br>9 1B<br>2-H<br>3-H<br>2B | | C SL 78<br>D SL 76<br>C FF 88<br>S SL 78<br>1-3 ②<br>K | | | B FC 90<br>C FC 89<br>X SL 81<br>1-1 ①<br>P5 | | 3<br>0<br>0 | 0<br>0<br>0 | 1<br>0<br>0 | 3<br>0<br>0 | 0<br>0<br>0 | 1<br>0<br>0 | 1<br>0<br>0 |
| 9 Hunter Pence, R (1, 9)<br>OBP: 0.333, SLG: 0.552 | C FF 91<br>F FF 91<br>D SL 81<br>F FF 93<br>X SL 81<br>1-2 ②<br>SF8<br>2-3<br>3-H | | F FF 89<br>X FF 90<br>0-1<br>77 G5-4-3<br>2-3<br>1B | | F FF 88<br>X CU 73<br>0-1 ③<br>G5-3 | | | B FC 91<br>X FF 90<br>1-0 ②<br>G6-3 | | 3 | 0 | 1 | 1 | 0 | 0 | 1 |
| 27 Geoff Blum, S (1, 5)<br>OBP: 0.375, SLG: 0.333 | B SI 90<br>S CH 81<br>F CH 80<br>X SL 80<br>1-2 ③<br>P4 | | 1 SAFE<br>B FF 88<br>S CH 80<br>D CH 80<br>X CH 81<br>2-1 ①<br>P4 | | | C FF 95<br>B CH 84<br>S CH 85<br>F CH 87<br>B FF 95<br>F CH 87<br>B FC 88<br>F FF 95<br>B FF 95<br>4-2<br>8 G6-3<br>BB | | B FF 91<br>C CH 86<br>B CH 85<br>X FF 90<br>2-1 ③<br>L3 | | 3 | 0 | 0 | 0 | 1 | 0 | 3 |
| 77 Ivan Rodriguez, R (1, 2)<br>OBP: 0.214, SLG: 0.333 | | F FF 88<br>F FF 90<br>D SL 78<br>X SL 77<br>1-2 ①<br>L5 | B FF 90<br>F SL 78<br>X FF 89<br>1-1 ②③<br>G5-4-3<br>1-2f | | | B FC 87<br>F FF 93<br>1 SAFE<br>X SL 84<br>1-1 ①<br>P2 | | C FC 89<br>B SL 81<br>X SL 81<br>1-1 ①<br>L7 | | 4 | 0 | 0 | 0 | 0 | 0 | 3 |
| 8 Jeff Keppinger, R (1, 4)<br>OBP: 0.500, SLG: 0.846 | | C FF 88<br>B SI 91<br>F FF 89<br>F FF 90<br>B SL 78<br>X SI 90<br>2-2<br>2B | | B CU 71<br>X CH 84<br>1-0 ①<br>F7 | | 1 SAFE<br>1 SAFE<br>B FF 92<br>1 SAFE<br>X FF 92<br>1-0 ②<br>G6-3<br>1-2 | | C FC 90<br>X FF 90<br>0-1 ②<br>F9 | | 4 | 0 | 1 | 0 | 0 | 0 | 1 |
| 11 Mike Hampton, R (1, 1)<br>29 Geoff Geary, R (7, 1)<br>2 Darin Erstad, L (8, 7) | | C SL 77<br>D SL 80<br>S FF 90<br>B FF 91<br>F SI 90<br>D SL 79<br>X FF 90<br>3-2 ②<br>G5-3 | | C FF 88<br>B SL 77<br>X FF 88<br>1-1 ②<br>G5-3 | | F SL 85<br>B FC 90<br>C FF 93<br>B FC 88<br>F FF 93<br>C FC 88<br>2-3 ③<br>K | | F SI 88<br>B SL 79<br>S SL 79<br>B SL 79<br>S SL 79<br>2-3 ③<br>K | | 3<br>0<br>1 | 0<br>0<br>0 | 0<br>0<br>0 | 0<br>0<br>0 | 0<br>0<br>0 | 1<br>0<br>1 | 2<br>0<br>0 |

| Inning Stats | 1 | 2 | 3 | 4 | 5 | 6 | 7 | 8 | 9 |
|---|---|---|---|---|---|---|---|---|---|
| | R: 2 H: 2<br>E: 0 LOB: 1<br>K: 0 BB: 1<br>S: 16 P: 24 | R: 0 H: 1<br>E: 0 LOB: 1<br>K: 1 BB: 0<br>S: 14 P: 20 | R: 2 H: 4<br>E: 0 LOB: 1<br>K: 0 BB: 0<br>S: 11 P: 18 | R: 0 H: 0<br>E: 0 LOB: 0<br>K: 0 BB: 0<br>S: 5 P: 10 | R: 0 H: 1<br>E: 0 LOB: 1<br>K: 1 BB: 0<br>S: 10 P: 13 | R: 0 H: 0<br>E: 0 LOB: 1<br>K: 1 BB: 1<br>S: 12 P: 20 | R: 0 H: 0<br>E: 0 LOB: 0<br>K: 1 BB: 0<br>S: 9 P: 12 | R: 0 H: 0<br>E: 0 LOB: 0<br>K: 0 BB: 0<br>S: 5 P: 9 | R: 0 H: 0<br>E: 0 LOB: 0<br>K: 1 BB: 0<br>S: 7 P: 10 |

| | | |

# BOTTOM

## Houston Astros @ Pittsburgh Pirates

PNC Park, Pittsburgh, PA

Wed Apr 15 2009, 7:05 PM EDT

Att. 20,690 - Cloudy - 48 F

livebaseballscorecards.com

| Batter | 1 | 2 | 3 | 4 | 5 | 6 | 7 | 8 | 9 | AB | R | H | RBI | BB | SO | LOB |
|---|---|---|---|---|---|---|---|---|---|---|---|---|---|---|---|---|
| 3 Nyjer Morgan, L (1, 7)<br>OBP: 0.405, SLG: 0.457 | C SI 86<br>B CU 76<br>S SI 85<br>X CU 78<br>1-2<br>G4-3 ① | | C FF 90<br>B CU 80<br>B FC 87<br>F SI 87<br>S FC 86<br>2-3<br>K ③ | | | B SI 86<br>B SI 85<br>F SI 85<br>S FC 86<br>S FC 81<br>2-3<br>K ① | | C FF 93<br>B CH 82<br>S FF 94<br>B FF 94<br>F FF 96<br>B FF 95<br>F FF 95<br>F FF 96<br>F FF 95<br>3-2<br>F FF 95<br>X FF 95<br>1B | | 4 | 0 | 1 | 0 | 0 | 2 | 1 |
| 12 Freddy Sanchez, R (1, 4)<br>OBP: 0.333, SLG: 0.583 | X SI 85<br>0-0<br>G2-3 ② | | | C FF 89<br>B SI 89<br>B FC 86<br>X SI 82<br>2-1<br>L3 ① | | B CU 77<br>C CU 77<br>S SI 82<br>D SI 83<br>S FC 86<br>2-3<br>K ② | | D FF 94<br>B FF 95<br>X FF 96<br>2-0<br>F7 ① | | 4 | 0 | 0 | 0 | 0 | 1 | 2 |
| 13 Nate McLouth, L (1, 8)<br>OBP: 0.389, SLG: 0.429 | C CU 78<br>B CU 79<br>B FC 87<br>X FF 90<br>2-1<br>41<br>FC5-4<br>1B | | | B FC 86<br>C FC 86<br>B CU 80<br>B SI 85<br>B SI 84<br>4-1<br>BB | | C FF 89<br>B FF 86<br>X SI 87<br>1-1<br>1-2<br>1B | | 1 SAFE<br>1 SAFE<br>X FF 94<br>0-0<br>F7 ② | | 3 | 0 | 2 | 0 | 1 | 0 | 1 |
| 41 Ryan Doumit, S (1, 2)<br>OBP: 0.229, SLG: 0.424 | C SI 84<br>X FC 86<br>0-1<br>FC5-4 ③<br>1-2f | | | C FF 90<br>F FF 90<br>F CU 79<br>C SI 86<br>0-3<br>K ② | | S FC 86<br>B FC 87<br>D SI 82<br>F FC 86<br>D CH 81<br>X SI 82<br>3-2<br>F7 ③ | | C FF 94<br>B FF 95<br>X FF 95<br>1-1<br>F8 ③ | | 4 | 0 | 0 | 0 | 0 | 1 | 5 |
| 25 Adam LaRoche, L (1, 3)<br>OBP: 0.290, SLG: 0.600 | | B FC 86<br>C SI 86<br>X CU 79<br>1-1<br>F7 ① | | C FF 90<br>B CU 80<br>F SI 86<br>1 SAFE<br>F SI 87<br>B SI 88<br>F SI 88<br>F CU 80<br>B FC 86<br>3-3<br>C SI 87<br>K ③ | | | C CH 84<br>B SL 82<br>B SL 81<br>S FF 90<br>X SL 80<br>2-2<br>18<br>G5-4-3<br>1B | | C FF 94<br>X FS 84<br>0-1<br>HR | 4 | 1 | 2 | 1 | 0 | 1 | 1 |
| 18 Craig Monroe, R (1, 9)<br>OBP: 0.143, SLG: 0.143 | | B FC 87<br>X SI 82<br>1-0<br>F8 ② | | | B SI 84<br>B FC 86<br>S SI 83<br>S SI 83<br>B CH 78<br>F CH 81<br>X SI 82<br>3-2<br>44<br>2-6<br>1B | | C FF 91<br>B SL 81<br>C FF 91<br>X SL 81<br>1-2<br>G5-4-3 ①②<br>1-2f | | B FF 96<br>B FF 95<br>S FF 96<br>C FF 96<br>B FF 97<br>F FF 96<br>S FF 95<br>3-3<br>K ① | 4 | 0 | 1 | 0 | 0 | 1 | 1 |
| 15 Andy LaRoche, R (1, 5)<br>43 Jesse Chavez, R (6, 1)<br>2 Jack Wilson, R (7, PH)<br>OBP: 0.393, SLG: 0.423<br>38 Craig Hansen, R (8, 1)<br>17 Sean Burnett, L (9, 1)<br>16 Eric Hinske, L (9, PH)<br>OBP: 0.333, SLG: 0.455 | | C FF 90<br>B SI 84<br>B FC 87<br>S SI 84<br>X FC 85<br>2-2<br>G1-3 ③ | | | C FC 85<br>B SI 87<br>F FC 86<br>B FF 89<br>X SI 87<br>2-2<br>F9 ① | | S FF 91<br>S SL 81<br>F SL 81<br>B FF 91<br>X FF 90<br>1-2<br>36<br>WP<br>5<br>BB<br>1B | | B FF 96<br>S FF 95<br>C FF 95<br>F FF 96<br>X FS 85<br>1-2<br>5<br>L3<br>1B | 2<br>0<br>1<br>0<br>0<br>1 | 0<br>0<br>0<br>0<br>0<br>0 | 0<br>0<br>1<br>0<br>0<br>1 | 0<br>0<br>0<br>0<br>0<br>0 | 0<br>0<br>0<br>0<br>0<br>0 | 0<br>0<br>0<br>0<br>0<br>0 | 1<br>0<br>0<br>0<br>0<br>0 |
| 5 Ramón Vázquez, L (1, 6)<br>OBP: 0.368, SLG: 0.200<br>(6, 5) | | | C FF 87<br>C CU 79<br>S SI 87<br>0-3<br>K ① | | F FC 87<br>C FC 86<br>B SI 87<br>B FC 85<br>S FC 81<br>2-3<br>K ② | | C FF 90<br>B CH 83<br>C CH 85<br>B SI 90<br>D SL 81<br>F FF 90<br>B FF 89<br>4-2<br>36<br>WP<br>1-2<br>BB | | C FF 96<br>X FF 95<br>0-1<br>L3 ②③<br>1-1 | 3 | 0 | 0 | 0 | 1 | 2 | 2 |
| 49 Ross Ohlendorf, R (1, 1)<br>44 Brandon Moss, L (5, PH)<br>OBP: 0.320, SLG: 0.348<br>36 Luis Alfonso Cruz, R (6, 6)<br>OBP: 0.500, SLG: 0.500 | | | C FF 88<br>S SI 82<br>S CU 79<br>0-3<br>K ② | | C FC 86<br>S SI 86<br>B SI 87<br>F CU 80<br>D SI 87<br>2-2<br>2-6 ③<br>1-2 | C SI 84<br>F FC 86<br>F SI 86<br>F CU 78<br>X FF 90<br>0-2<br>13<br>1B<br>1B | B FF 89<br>S FF 90<br>B FF 90<br>S FF 89<br>X FF 89<br>2-2<br>P6 ③<br>1-2<br>2-3 | | | 1<br>0<br>2 | 0<br>0<br>0 | 0<br>0<br>1 | 0<br>0<br>0 | 0<br>0<br>0 | 1<br>0<br>2 | 0<br>0<br>2 |
| Inning Stats | R: 0<br>E: 0<br>K: 0<br>S: 8<br>H: 1<br>LOB: 1<br>BB: 0<br>P: 11 | R: 0<br>E: 0<br>K: 0<br>S: 6<br>H: 0<br>LOB: 0<br>BB: 0<br>P: 10 | R: 0<br>E: 0<br>K: 3<br>S: 9<br>H: 0<br>LOB: 0<br>BB: 0<br>P: 11 | R: 0<br>E: 0<br>K: 2<br>S: 13<br>H: 0<br>LOB: 1<br>BB: 1<br>P: 22 | R: 0<br>E: 0<br>K: 1<br>S: 13<br>H: 1<br>LOB: 1<br>BB: 0<br>P: 22 | R: 0<br>E: 0<br>K: 2<br>S: 16<br>H: 2<br>LOB: 2<br>BB: 0<br>P: 24 | R: 0<br>E: 0<br>K: 0<br>S: 16<br>H: 2<br>LOB: 2<br>BB: 1<br>P: 26 | R: 0<br>E: 0<br>K: 0<br>S: 12<br>H: 1<br>LOB: 1<br>BB: 0<br>P: 18 | R: 1<br>E: 0<br>K: 1<br>S: 12<br>H: 2<br>LOB: 0<br>BB: 0<br>P: 16 | 1B: 8<br>2B: 1<br>3B: 0<br>HR: 1<br>SF: 0<br>SAC: 0<br>DP: 2<br>HBP: 0 | | | | | | |

| | AB | 33 |
|---|---|---|
| | R | 1 |
| | H | 9 |
| | RBI | 1 |
| | BB | 2 |
| | SO | 9 |
| | LOB | 16 |

WP: 1 PA: 35
PB: 0
SB: 0
CS: 0

| PITCHER | | IP | WLS | BF | H | R | ER | SO | BB | IBB | HBP | BLK | WP | HR | S | P | ERA | WHIP |
|---|---|---|---|---|---|---|---|---|---|---|---|---|---|---|---|---|---|---|
| 11 Mike Hampton, L<br>ERA: 2.45 | (1, 1) | 6.0 | W | 23 | 4 | 0 | 0 | 8 | 1 | 0 | 0 | 0 | 0 | 0 | 65 | 100 | 0.00 | 0.833 |
| 29 Geoff Geary, R<br>ERA: 4.5 | (7, 1) | 1.0 | | 5 | 2 | 0 | 0 | 0 | 1 | 0 | 0 | 0 | 1 | 0 | 16 | 26 | 0.00 | 3.000 |
| 22 LaTroy Hawkins, R<br>ERA: 6.0 | (8, 1) | 1.0 | | 4 | 1 | 0 | 0 | 0 | 0 | 0 | 0 | 0 | 0 | 0 | 12 | 18 | 0.00 | 1.000 |
| 47 Jose Valverde, R<br>ERA: 3.0 | (9, 1) | 1.0 | | 4 | 2 | 1 | 1 | 1 | 0 | 0 | 0 | 0 | 0 | 1 | 12 | 16 | 9.00 | 2.000 |

| PITCHER | IP | WLS | BF | H | R | ER | SO | BB | IBB | HBP | BLK | WP | HR | S | P | ERA | WHIP |
|---|---|---|---|---|---|---|---|---|---|---|---|---|---|---|---|---|---|

| Batter | 1 | 2 | 3 | 4 | 5 | 6 | 7 | 8 | 9 | AB | R | H | RBI | BB | SO | LOB |
|---|---|---|---|---|---|---|---|---|---|---|---|---|---|---|---|---|
| 21 Michael Bourn, L (1, 8)<br>OBP: 0.375, SLG: 0.393 | F FF 90<br>C FF 91<br>B FF 92<br>X CH 81<br>1-2<br>G1-3 | | B FF 89<br>C FF 87<br>C CH 78<br>B CU 72<br>F FF 89<br>B CH 78<br>B FF 87<br>4-2<br>10 G5-3 10 S<br>45 FC6-4<br>BB | B FF 89<br>D CH 77<br>B FF 89<br>B FF 86<br>4-0<br>10 1B<br>1-2<br>BB | | C SI 90<br>B SL 79<br>B SL 79<br>B SI 90<br>C SI 89<br>F SI 89<br>X SI 90<br>3-2<br>17 HR<br>2B | | C FF 89<br>B CH 83<br>B SL 83<br>C SL 83<br>X SL 84<br>2-2<br>G4-3 | | 3 | 2 | 1 | 0 | 2 | 0 | 0 |
| 10 Miguel Tejada, R (1, 6)<br>OBP: 0.405, SLG: 0.412 | S FF 91<br>B FF 90<br>B FF 90<br>S SL 79<br>F FF 92<br>X SL 80<br>2-2<br>G5-3 | | B SI 89<br>1 SAFE<br>B SI 88<br>1 SAFE<br>B FF 89<br>C FF 89<br>F SL 82<br>X SL 78<br>3-2<br>G5-3<br>1-3 | F SL 80<br>B FF 89<br>F SL 79<br>X FF 88<br>1-2<br>1-2<br>2-3<br>1B | | B SI 90<br>T CH 82<br>F CH 82<br>F SI 90<br>B SI 90<br>B SI 91<br>B CH 82<br>4-2<br>17 HR<br>BB | | X FF 91<br>0-0<br>17 G5-4-3<br>1B | | 4 | 1 | 2 | 0 | 1 | 0 | 1 |
| 17 Lance Berkman, S (1, 3)<br>OBP: 0.342, SLG: 0.469 | C FF 91<br>B CH 80<br>B FF 90<br>C FF 89<br>F CU 73<br>T FF 92<br>2-2<br>K | | B FF 90<br>B SL 79<br>B FF 90<br>C FF 90<br>B SI 91<br>4-1<br>45 FC6-4<br>BB | B CH 79<br>F FF 89<br>X SL 80<br>1-1<br>F8 | | S CH 82<br>B SI 89<br>S SL 78<br>X SL 78<br>1-2<br>1-H<br>2-H<br>HR | | X FF 90<br>0-0<br>G5-4-3<br>1-2f | | 4 | 1 | 1 | 3 | 1 | 1 | 4 |
| 45 Carlos Lee, R (1, 7)<br>OBP: 0.229, SLG: 0.394<br>43 Chris Sampson, R (6, 1)<br>48 Tim Byrdak, L (7, 1)<br>2 Darin Erstad, L (9, PH)<br>22 LaTroy Hawkins, R (9, 1) | | B FF 90<br>C FF 89<br>C FF 90<br>B FF 92<br>X SL 79<br>2-2<br>G6-3 | X SL 79<br>0-0<br>FC6-4<br>1-2f<br>3-H | | B FC 89<br>B FC 89<br>X FF 90<br>2-0<br>27 G4-3<br>2B | C SI 89<br>B SI 89<br>B CH 82<br>B SI 89<br>X SI 90<br>3-1<br>F9 | | | B FF 94<br>X FF 92<br>1-0<br>P5 | 4<br>0<br>0<br>0<br>1<br>0 | 0<br>0<br>0<br>0<br>0<br>0 | 1<br>0<br>0<br>0<br>0<br>0 | 1<br>0<br>0<br>0<br>0<br>0 | 0<br>0<br>0<br>0<br>0<br>0 | 1<br>0<br>0<br>0<br>0<br>0 |
| 9 Hunter Pence, R (1, 9)<br>OBP: 0.342, SLG: 0.606 | | B FF 92<br>C FF 90<br>X SL 78<br>1-1<br>HR | B SI 90<br>X SI 89<br>1-0<br>P3 | | C FF 91<br>B FF 89<br>B FF 91<br>X FF 88<br>2-1<br>F7 | | C FF 96<br>B FF 94<br>C FF 95<br>S FF 96<br>1-3<br>K | | B FF 94<br>B FF 92<br>B FF 92<br>B FF 92<br>4-0<br>77 S<br>BB | 4 | 1 | 1 | 1 | 1 | 1 | 2 |
| 27 Geoff Blum, S (1, 5)<br>OBP: 0.345, SLG: 0.308 | | B FF 90<br>C CH 77<br>B SI 89<br>F SI 89<br>B CH 78<br>X FF 91<br>3-2<br>F8 | | B FF 88<br>X FF 89<br>1-0<br>F8 | C FF 90<br>B SL 80<br>F FF 90<br>B SL 82<br>F SL 80<br>B FC 92<br>X FF 90<br>3-2<br>G4-3<br>2-3 | | B FF 97<br>X FF 95<br>1-0<br>77 1B<br>1B | | 1 SAFE<br>B CH 87<br>X FF 93<br>1-0<br>F8 | 5 | 0 | 1 | 0 | 0 | 0 | 2 |
| 77 Ivan Rodriguez, R (1, 2)<br>OBP: 0.242, SLG: 0.323 | | B FF 90<br>B FF 89<br>C FF 88<br>F SL 78<br>B FF 90<br>F SL 78<br>B FF 88<br>4-2<br>8 BB<br>BB | | F SL 78<br>X SL 79<br>0-1<br>F8 | B SL 82<br>B FC 90<br>S SL 79<br>X SL 80<br>2-1<br>G6-3 | | B FF 97<br>X FF 96<br>1-0<br>1-2<br>1B | | 1 SAFE<br>C SL 82<br>1 SAFE<br>S FF 94<br>F FF 94<br>1 SAFE<br>B FF 94<br>B FF 94<br>S SL 83<br>2-3<br>1-2<br>K | 4 | 0 | 1 | 0 | 1 | 1 | 2 |
| 8 Jeff Keppinger, R (1, 4)<br>OBP: 0.529, SLG: 0.933<br>31 Jason Smith, L (7, PH)<br>(7, 4) | | D SL 80<br>B SI 88<br>B FF 87<br>C FF 87<br>1 SAFE<br>C FF 86<br>B FF 88<br>4-2<br>1-2<br>BB | | C FF 88<br>B SL 78<br>X FF 88<br>1-1<br>23 1B<br>3B | | C SI 88<br>X SI 89<br>0-1<br>G6-3 | S FF 94<br>B SI 95<br>F CH 86<br>B SL 89<br>F FF 95<br>S FF 97<br>2-3<br>K | | 2<br>1 | 1<br>0 | 1<br>0 | 0<br>0 | 1<br>1 | 0<br>2 | 0<br>2 |
| 23 Russ Ortiz, R (1, 1)<br>OBP: 0.250, SLG: 0.250<br>53 Wesley Wright, R (5, 1)<br>4 Jason Michaels, R (6, PH)<br>OBP: 0.111, SLG: 0.111<br>(6, 7) | | C CU 71<br>C FF 88<br>B FF 90<br>2 SAFE<br>X SL 77<br>1-2<br>F9 | X SL 79<br>0-0<br>10 1B 21 BB<br>3-H<br>1B | | | B SI 89<br>B SI 88<br>F SI 90<br>F SI 89<br>C SI 91<br>2-3<br>K | B FF 96<br>S SL 90<br>B FF 95<br>F FF 96<br>S SL 89<br>2-3<br>K | | 2<br>0<br>2 | 0<br>0<br>0 | 1<br>0<br>0 | 1<br>0<br>0 | 0<br>0<br>2 | 0<br>0<br>2 | 2<br>0<br>2 |
| Inning Stats | R: 0<br>E: 0<br>K: 1<br>S: 11<br>H: 0<br>LOB: 0<br>BB: 0<br>P: 16 | R: 1<br>E: 0<br>K: 0<br>S: 16<br>H: 1<br>LOB: 2<br>BB: 2<br>P: 31 | R: 1<br>E: 0<br>K: 0<br>S: 9<br>H: 0<br>LOB: 1<br>BB: 2<br>P: 21 | R: 1<br>E: 0<br>K: 0<br>S: 11<br>H: 3<br>LOB: 3<br>BB: 1<br>P: 19 | R: 0<br>E: 0<br>K: 0<br>S: 9<br>H: 1<br>LOB: 1<br>BB: 0<br>P: 18 | R: 3<br>E: 0<br>K: 1<br>S: 17<br>H: 2<br>LOB: 0<br>BB: 1<br>P: 30 | R: 0<br>E: 0<br>K: 3<br>S: 12<br>H: 2<br>LOB: 2<br>BB: 0<br>P: 19 | R: 0<br>E: 0<br>K: 0<br>S: 5<br>H: 1<br>LOB: 0<br>BB: 0<br>P: 7 | R: 0<br>E: 0<br>K: 1<br>S: 6<br>H: 0<br>LOB: 1<br>BB: 1<br>P: 14 | 1B: 5<br>2B: 2<br>3B: 1<br>HR: 2<br>SF: 0<br>SAC: 0<br>DP: 1<br>HBP: 0 | | | | | | |

| PITCHER | | IP | WLS | BF | H | R | ER | SO | BB | IBB | HBP | BLK | WP | HR | S | P | ERA | WHIP |
|---|---|---|---|---|---|---|---|---|---|---|---|---|---|---|---|---|---|---|
| 27 Jeff Karstens, R<br>ERA: 6.75 | (1, 1) | 4.0 | | 21 | 4 | 3 | 3 | 1 | 5 | 0 | 0 | 0 | 0 | 1 | 47 | 87 | 6.75 | 2.250 |
| 38 Craig Hansen, R<br>ERA: | (5, 1) | 1.0 | | 4 | 1 | 0 | 0 | 0 | 0 | 0 | 0 | 0 | 0 | 0 | 9 | 18 | 0.00 | 1.000 |
| 17 Sean Burnett, L<br>ERA: 7.36 | (6, 1) | 1.0 | L | 6 | 2 | 3 | 3 | 1 | 1 | 0 | 0 | 0 | 0 | 1 | 17 | 30 | 27.00 | 3.000 |
| 30 Tyler Yates, R<br>ERA: 9.0 | (7, 1) | 1.0 | | 5 | 2 | 0 | 0 | 3 | 0 | 0 | 0 | 0 | 0 | 0 | 12 | 19 | 0.00 | 2.000 |
| 34 John Grabow, L<br>ERA: | (8, 1) | 1.0 | | 3 | 1 | 0 | 0 | 0 | 0 | 0 | 0 | 0 | 0 | 0 | 5 | 7 | 0.00 | 1.000 |

| PITCHER | | IP | WLS | BF | H | R | ER | SO | BB | IBB | HBP | BLK | WP | HR | S | P | ERA | WHIP |
|---|---|---|---|---|---|---|---|---|---|---|---|---|---|---|---|---|---|---|
| 55 Matt Capps, R<br>ERA: | (9, 1) | 1.0 | | 4 | 0 | 0 | 0 | 1 | 1 | 0 | 0 | 0 | 0 | 0 | 6 | 14 | 0.00 | 1.000 |

# TOP

## Houston Astros @ Pittsburgh Pirates

PNC Park, Pittsburgh, PA

Thu Apr 16 2009, 12:35 PM EDT
Att. 13,877 - Partly Cloudy - 55 F

livebaseballscorecards.com

| | |
|---|---|
| AB | 36 |
| R | 6 |
| H | 10 |
| RBI | 6 |
| BB | 7 |
| SO | 6 |
| LOB | 18 |

PA: 43

WP: 0
PB: 0
SB: 2
CS: 0

| Batter | 1 | 2 | 3 | 4 | 5 | 6 | 7 | 8 | 9 | AB | R | H | RBI | BB | SO | LOB |
|---|---|---|---|---|---|---|---|---|---|---|---|---|---|---|---|---|
| 3 Nyjer Morgan, L (1, 7)<br>OBP: 0.429, SLG: 0.550 | B FC 89<br>B FC 90<br>C FC 89<br>B FF 88<br>C FC 90<br>X FC 89<br>3-2<br>2<br>SH3-4<br>12<br>WP<br>2B | C CU 74<br>X SL 86<br>0-1<br>1-H<br>3B | | | L CH 80<br>B CH 82<br>B FC 89<br>C FC 89<br>B FC 90<br>X FC 89<br>3-2 ①<br>G1-3 | | C FF 86<br>X CU 77<br>0-1<br>12<br>F8<br>2<br>BB<br>1B | | F FF 94<br>X CH 88<br>0-1 ②<br>FC6<br>2<br>FC6<br>1-2f | 5 | 1 | 3 | 1 | 0 | 0 | 1 |
| 2 Jack Wilson, R (1, 6)<br>OBP: 0.375, SLG: 0.379 | L FF 89<br>X FF 90<br>0-1 ①<br>SH3-4<br>2-3 | D CU 77<br>B FF 90<br>X SL 88<br>2-0 ③<br>P3 | | | B FC 89<br>F FC 90<br>S CU 77<br>B CU 78<br>X FC 90<br>2-2 ②<br>L9 | | D FF 88<br>1 SAFE<br>D SL 84<br>B SI 86<br>B SI 87<br>4-0<br>1-2<br>BB | | C FF 94<br>B FF 94<br>F FF 95<br>X FF 94<br>1-2 ③<br>FC6<br>1-2f | 3 | 0 | 0 | 0 | 1 | 0 | 2 |
| 12 Freddy Sanchez, R (1, 4)<br>OBP: 0.325, SLG: 0.538 | C CU 77<br>S FF 90<br>B CU 77<br>X FC 90<br>1-2 ②<br>L3<br>3-H | C<br>B CU 75<br>X SL 86<br>1-1 ①<br>F9 | | | B CU 75<br>B CU 76<br>B SL 88<br>C FC 90<br>B FF 90<br>4-1<br>BB | | B SI 87<br>B FF 87<br>F FF 88<br>F SL 85<br>F SI 87<br>F CU 78<br>B FF 88<br>F SL 85<br>F SI 87<br>3-2 ②<br>F8<br>2-3 | | | 3 | 0 | 0 | 0 | 1 | 0 | 2 |
| 13 Nate McLouth, L (1, 8)<br>OBP: 0.375, SLG: 0.406 | B FC 89<br>C CH 85<br>B FC 90<br>F CH 85<br>X SL 87<br>2-2<br>25<br>2B<br>1B | C CH 81<br>C SL 82<br>B FF 90<br>B SL 85<br>X CU 75<br>2-2 ②<br>G3-1 | | | D SL 84<br>B SL 84<br>X FF 90<br>2-0 ③<br>P5 | | C SL 82<br>T SI 90<br>C SI 92<br>0-3 ③<br>K | | | 4 | 1 | 1 | 0 | 0 | 1 | 3 |
| 25 Adam LaRoche, L (1, 3)<br>OBP: 0.314, SLG: 0.647 | B FC 88<br>1 SAFE<br>B CH 84<br>B FC 90<br>X FC 89<br>3-0<br>1-H<br>2B | B SL 86<br>B FC 88<br>B CH 82<br>C FC 90<br>X CH 84<br>3-1 ③<br>G1-3 | | | F SI 86<br>B SI 86<br>F SL 81<br>F FF 90<br>F CU 79<br>B FF 89<br>X SI 89<br>2-2<br>15<br>1B<br>2B | | | B SI 88<br>F SI 89<br>B SI 91<br>F FF 89<br>C SL 83<br>2-3 ①<br>K | | 4 | 0 | 2 | 1 | 0 | 1 | 0 |
| 44 Brandon Moss, L (1, 9)<br>OBP: 0.310, SLG: 0.333 | B FF 88<br>B CH 84<br>F FF 90<br>X SL 88<br>2-1 ③<br>L6 | B FF 88<br>C FF 89<br>F CH 84<br>X FC 91<br>1-2 ①<br>G3-1 | | | B SI 87<br>B FF 88<br>B FF 88<br>B SL 85<br>X FF 88<br>3-1 ①<br>F7 | | | B SI 90<br>F SI 90<br>F SI 89<br>B FF 91<br>B SL 83<br>X SI 90<br>3-2<br>15<br>G6-4-3<br>1B | | 4 | 0 | 1 | 0 | 0 | 0 | 2 |
| 15 Andy LaRoche, R (1, 5)<br>OBP: 0.095, SLG: 0.050 | | S SL 88<br>C SL 88<br>B CU 79<br>F CU 76<br>B CU 78<br>B SL 87<br>S FF 90<br>3-3 ①<br>K | B SL 88<br>C SL 88<br>F CU 78<br>X SL 84<br>1-2 ②<br>F8 | | C SL 82<br>B SL 84<br>F FF 89<br>X SL 83<br>1-2<br>35<br>G1-6-3<br>2-3<br>1B | | | C CH 82<br>X FF 91<br>0-1 ②③<br>G6-4-3<br>1-2f | | 4 | 0 | 1 | 0 | 0 | 1 | 1 |
| 35 Jason Jaramillo, S (1, 2)<br>OBP: 0.333, SLG: 0.333<br>16 Eric Hinske, L (9, PH)<br>OBP: 0.308, SLG: 0.417 | | B FF 88<br>B CU 77<br>C FC 91<br>B CH 83<br>X FC 91<br>3-1 ②<br>G4-3 | B FC 88<br>C CH 82<br>S CH 84<br>B SL 88<br>X SL 87<br>2-2<br>1B | | F SI 88<br>B SL 82<br>X SI 85<br>1-1 ②③<br>G1-6-3<br>1-2f | | | | C FF 93<br>B FF 94<br>B SL 88<br>X FF 94<br>2-1 ①<br>F7 | 3<br>1 | 0<br>0 | 1<br>0 | 0<br>0 | 0<br>0 | 0<br>0 | 2<br>0 |
| 27 Jeff Karstens, R (1, 1)<br>18 Craig Monroe, R (4, PH)<br>38 Craig Hansen, R (5, 1)<br>17 Sean Burnett, L (6, 1)<br>30 Tyler Yates, R (7, 1)<br>5 Ramón Vázquez, L (7, PH)<br>34 John Grabow, L (8, 1)<br>55 Matt Capps, R (9, 1)<br>41 Ryan Doumit, S (8, PH)<br>OBP: 0.250, SLG: 0.441 | | C FC 89<br>B CU 78<br>C SL 87<br>B FC 90<br>B SL 86<br>B FC 91<br>4-2<br>3<br>3B<br>BB | B FC 89<br>1 SAFE<br>C SL 86<br>B FF 89<br>F FF 89<br>D CU 78<br>F SL 88<br>F SL 87<br>F FC 89<br>3-3 ③<br>S SL 87<br>K | | | | C SI 85<br>B CU 77<br>X CU 77<br>1-1 ①<br>G4-3 | | B FF 93<br>S FF 94<br>B FF 95<br>F FF 95<br>B CH 89<br>X FF 96<br>3-2<br>3<br>FC6<br>1B | 0<br>1<br>0<br>0<br>0<br>0<br>1<br>0 | 1<br>0<br>0<br>0<br>0<br>0<br>0<br>0 | 0<br>0<br>0<br>0<br>0<br>0<br>0<br>1 | 1<br>0<br>0<br>0<br>0<br>0<br>0<br>0 | 0<br>1<br>0<br>0<br>0<br>0<br>0<br>0 | 0<br>1<br>0<br>0<br>0<br>0<br>0<br>0 | 0<br>1<br>0<br>0<br>0<br>0<br>0<br>0 |
| Inning Stats | R: 2<br>E: 0<br>K: 0<br>S: 14<br>H: 3<br>LOB: 1<br>BB: 0<br>P: 25 | R: 1<br>E: 0<br>K: 1<br>S: 11<br>H: 1<br>LOB: 1<br>BB: 1<br>P: 23 | R: 0<br>E: 0<br>K: 0<br>S: 7<br>H: 0<br>LOB: 0<br>BB: 0<br>P: 13 | R: 0<br>E: 0<br>K: 1<br>S: 15<br>H: 1<br>LOB: 1<br>BB: 0<br>P: 22 | R: 0<br>E: 0<br>K: 0<br>S: 8<br>H: 0<br>LOB: 1<br>BB: 1<br>P: 19 | R: 0<br>E: 0<br>K: 0<br>S: 12<br>H: 2<br>LOB: 1<br>BB: 0<br>P: 19 | R: 0<br>E: 0<br>K: 1<br>S: 21<br>H: 1<br>LOB: 2<br>BB: 1<br>P: 29 | R: 0<br>E: 0<br>K: 1<br>S: 8<br>H: 1<br>LOB: 0<br>BB: 0<br>P: 13 | R: 0<br>E: 0<br>K: 0<br>S: 10<br>H: 1<br>LOB: 1<br>BB: 0<br>P: 16 | 1B: 6<br>2B: 3<br>3B: 1<br>HR: 0 | SF: 0<br>SAC: 1<br>DP: 2<br>HBP: 0 | | | WP: 1<br>PB: 0<br>SB: 0<br>CS: 0 | PA: 38 | | |

| PITCHER | | IP | WLS | BF | H | R | ER | SO | BB | IBB | HBP | BLK | WP | HR | S | P | ERA | WHIP |
|---|---|---|---|---|---|---|---|---|---|---|---|---|---|---|---|---|---|---|
| 23 Russ Ortiz, R<br>ERA: 6.23 | (1, 1) | 4.2 | | 21 | 5 | 3 | 3 | 2 | 2 | 0 | 0 | 0 | 1 | 0 | 54 | 99 | 5.79 | 1.500 |
| 53 Wesley Wright, L<br>ERA: 10.8 | (5, 1) | 0.1 | W | 1 | 0 | 0 | 0 | 0 | 0 | 0 | 0 | 0 | 0 | 0 | 1 | 3 | 0.00 | 0.000 |
| 43 Chris Sampson, R<br>ERA: | (6, 1) | 1.2 | H | 8 | 3 | 0 | 0 | 0 | 1 | 0 | 0 | 0 | 0 | 0 | 30 | 45 | 0.00 | 2.400 |
| 48 Tim Byrdak, L<br>ERA: 1.93 | (7, 1) | 1.1 | H | 4 | 1 | 0 | 0 | 2 | 0 | 0 | 0 | 0 | 0 | 0 | 11 | 16 | 0.00 | 0.750 |
| 22 LaTroy Hawkins, R<br>ERA: 4.5 | (9, 1) | 1.0 | S | 4 | 1 | 0 | 0 | 0 | 0 | 0 | 0 | 0 | 0 | 0 | 10 | 16 | 0.00 | 1.000 |

| PITCHER | IP | WLS | BF | H | R | ER | SO | BB | IBB | HBP | BLK | WP | HR | S | P | ERA | WHIP |
|---|---|---|---|---|---|---|---|---|---|---|---|---|---|---|---|---|---|

# BOTTOM

## Houston Astros @ Pittsburgh Pirates

PNC Park, Pittsburgh, PA

Thu Apr 16 2009, 12:35 PM EDT
Att. 13,877 - Partly Cloudy - 55 F

livebaseballscorecards.com

| | |
|---|---|
| AB | 34 |
| R | 3 |
| H | 10 |
| RBI | 2 |
| BB | 3 |
| SO | 4 |
| LOB | 14 |

# Atlanta Braves @ Pittsburgh Pirates

PNC Park, Pittsburgh, PA

Fri Apr 17 2009, 7:05 PM EDT

Att. 15,659 - Clear - 69 F

livebaseballscorecards.com

| Batter | 1 | 2 | 3 | 4 | 5 | 6 | 7 | 8 | 9 | AB | R | H | RBI | BB | SO | LOB |
|---|---|---|---|---|---|---|---|---|---|---|---|---|---|---|---|---|
| 2 Kelly Johnson, L (1, 4)<br>OBP: 0.357, SLG: 0.622 | C SI 89<br>B CU 74<br>C SI 88<br>B SL 82<br>C SI 89<br>2-3 ① K | | B CU 76<br>X FF 89<br>1-0 ① SH1-3<br>1-2 | | B SL 82<br>F SL 84<br>B CU 74<br>B SI 89<br>B SL 81<br>4-1 BB | | S SL 82<br>B CU 74<br>B SL 82<br>F SL 82<br>F FF 90<br>F CU 76<br>B CH 78<br>X SL 81<br>3-2 ③ G4-3<br>1-2 | | | 2 | 0 | 0 | 0 | 1 | 1 | 1 |
| 4 Omar Infante, R (1, 6)<br>OBP: 0.364, SLG: 0.421 | X SI 88<br>0-0 ② G6-3 | | L CH 84<br>B FF 88<br>X FF 90<br>1-1 ② F8 | | B SI 86<br>C SI 90<br>F SI 89<br>X SI 89<br>1-2 ③ F9 | | | B FF 89<br>B FF 89<br>C FF 89<br>X CH 82<br>2-1 7 1B 1B | | 4 | 0 | 1 | 0 | 0 | 0 | 3 |
| 23 Matt Diaz, R (1, 7)<br>OBP: 0.346, SLG: 0.429 | B SI 89<br>B SI 88<br>F SI 90<br>X FF 89<br>2-1 ③ P6 | | X CU 76<br>0-0 ③ F9 | | | S CH 83<br>B CH 84<br>B FF 88<br>F SI 89<br>X SI 89<br>2-2 ① L6 | | F CH 82<br>F CH 84<br>X FF 89<br>0-2 ① P3 | | 4 | 0 | 0 | 0 | 0 | 0 | 2 |
| 16 Brian McCann, L (1, 2)<br>OBP: 0.333, SLG: 0.500 | | B SI 88<br>B SI 88<br>F SI 88<br>H SI 88<br>3-1 14 1B 7 1B 24 G1-2-3 HBP | | B CU 74<br>C CU 74<br>B SI 87<br>S SL 81<br>X SI 89<br>2-2 ① G4-3 | | H SI 88<br>1-0 7 FC1-4 HBP | | C FF 85<br>B SL 84<br>C SL 84<br>S SL 85<br>1-3 ② K | | 2 | 0 | 0 | 0 | 0 | 1 | 1 |
| 7 Jeff Francoeur, R (1, 9)<br>OBP: 0.366, SLG: 0.550 | | X SI 87<br>0-0 14 1B<br>1-2 1B | | F CU 74<br>B FF 89<br>B SI 86<br>X CH 85<br>2-1 14 L5-3 1B | | X FF 89<br>0-0 ② FC1-4 14 FC5-4<br>1-2f | | B FF 90<br>1 SAFE<br>B CH 82<br>F CH 83<br>X CH 83<br>2-1 1-2 1B | | 4 | 0 | 3 | 0 | 0 | 0 | 1 |
| 14 Martín Prado, R (1, 5)<br>OBP: 0.273, SLG: 0.364 | | L SI 89<br>L SI 89<br>X SI 89<br>0-2 1-2 2-3 1B | | B SI 88<br>F CH 85<br>X CH 85<br>1-1 ② ③ L5-3<br>1-1 | | 1 SAFE<br>1 SAFE<br>C SI 89<br>B CH 84<br>B FF 89<br>X CH 84<br>2-1 ③ FC5-4<br>1-2f | | D CH 84<br>B FF 90<br>B FF 90<br>C FF 90<br>S CH 83<br>X CH 82<br>3-2 ③ L6 | | 4 | 0 | 1 | 0 | 0 | 0 | 4 |
| 22 Casey Kotchman, L (1, 3)<br>OBP: 0.316, SLG: 0.294 | | C SL 83<br>C SL 83<br>B SL 82<br>F SL 83<br>F CU 77<br>F FF 91<br>X SI 91<br>1-2 ① F2 | | | B FF 87<br>F SL 81<br>S SL 82<br>S CU 75<br>1-3 ① K | | B SI 87<br>T SI 88<br>X SL 81<br>1-1 ① G5-3 | | B FF 92<br>X FF 92<br>1-0 ① F9 | 4 | 0 | 0 | 0 | 0 | 1 | 3 |
| 24 Jordan Schafer, L (1, 8)<br>OBP: 0.317, SLG: 0.459 | | C CU 75<br>S SL 83<br>B SL 82<br>B SL 84<br>X SI 91<br>2-2 ② ③ G1-2-3<br>3-Hf | | | B SI 89<br>B CH 85<br>B SI 88<br>C FF 88<br>B FF 89<br>4-1 49 SH1-4 BB | | B CU 75<br>B FF 88<br>X SI 88<br>2-0 ② P4 | | C FF 93<br>S FF 94<br>B FF 94<br>C FF 94<br>1-3 ② K | 3 | 0 | 0 | 0 | 1 | 1 | 3 |
| 49 Jair Jurrjens, R (1, 1)<br>OBP: 0.333, SLG: 0.200<br>58 Peter Moylan, R (7, 1)<br>51 Michael Gonzalez, R (8, 1)<br>18 Garret Anderson, L (9, PH)<br>OBP: 0.250, SLG: 0.316 | | | B SI 87<br>B FF 87<br>B SI 86<br>B FF 87<br>4-0 2 SH1-3 BB | | X FF 89<br>0-0 ② SH1-4<br>1-2 | | B SI 88<br>C SI 87<br>B SI 88<br>B SI 88<br>C FF 88<br>X FF 89<br>3-2 2 BLK 1B | | C FF 95<br>X FF 94<br>0-1 ③ F7 | 1<br>0<br>0<br>1 | 0<br>0<br>0<br>0 | 1<br>0<br>0<br>0 | 0<br>0<br>0<br>0 | 1<br>0<br>0<br>0 | 0<br>0<br>0<br>0 | 0<br>0<br>0<br>0 |

| Inning Stats | 1 | 2 | 3 | 4 | 5 | 6 | 7 | 8 | 9 |
|---|---|---|---|---|---|---|---|---|---|
| | R: 0<br>E: 0<br>K: 1<br>S: 6<br>H: 0<br>LOB: 0<br>BB: 0<br>P: 10 | R: 0<br>E: 0<br>K: 0<br>S: 14<br>H: 2<br>LOB: 2<br>BB: 0<br>P: 20 | R: 0<br>E: 0<br>K: 0<br>S: 4<br>H: 0<br>LOB: 1<br>BB: 1<br>P: 10 | R: 0<br>E: 0<br>K: 0<br>S: 7<br>H: 1<br>LOB: 0<br>BB: 0<br>P: 12 | R: 0<br>E: 0<br>K: 1<br>S: 9<br>H: 0<br>LOB: 2<br>BB: 2<br>P: 19 | R: 0<br>E: 0<br>K: 0<br>S: 6<br>H: 0<br>LOB: 1<br>BB: 0<br>P: 11 | R: 0<br>E: 0<br>K: 0<br>S: 11<br>H: 1<br>LOB: 1<br>BB: 0<br>P: 20 | R: 0<br>E: 0<br>K: 1<br>S: 13<br>H: 2<br>LOB: 2<br>BB: 0<br>P: 21 | R: 0<br>E: 0<br>K: 1<br>S: 6<br>H: 0<br>LOB: 0<br>BB: 0<br>P: 8 |

| 1B: 6 | SF: 0 |
|---|---|
| 2B: 1 | SAC: 2 |
| 3B: 0 | DP: 2 |
| HR: 0 | HBP: 2 |

| WP: 0 | PA: 36 |
|---|---|
| PB: 0 | |
| SB: 0 | |
| CS: 0 | |

| PITCHER | | IP | WLS | BF | H | R | ER | SO | BB | IBB | HBP | BLK | WP | HR | S | P | ERA | WHIP |
|---|---|---|---|---|---|---|---|---|---|---|---|---|---|---|---|---|---|---|
| 28 Paul Maholm, L<br>ERA: 0.87 | (1, 1) | 7.0 | W | 28 | 4 | 0 | 0 | 2 | 3 | 0 | 2 | 1 | 0 | 0 | 57 | 102 | 0.00 | 1.000 |
| 34 John Grabow, L<br>ERA: | (8, 1) | 1.0 | H | 5 | 2 | 0 | 0 | 1 | 0 | 0 | 0 | 0 | 0 | 0 | 13 | 21 | 0.00 | 2.000 |
| 55 Matt Capps, R<br>ERA: | (9, 1) | 1.0 | S | 3 | 0 | 0 | 0 | 1 | 0 | 0 | 0 | 0 | 0 | 0 | 6 | 8 | 0.00 | 0.000 |

| PITCHER | IP | WLS | BF | H | R | ER | SO | BB | IBB | HBP | BLK | WP | HR | S | P | ERA | WHIP |
|---|---|---|---|---|---|---|---|---|---|---|---|---|---|---|---|---|---|

# Atlanta Braves @ Pittsburgh Pirates

PNC Park, Pittsburgh, PA

Fri Apr 17 2009, 7:05 PM EDT

Att. 15,659 - Clear - 69 F

livebaseballscorecards.com

## BOTTOM

| Batter | 1 | 2 | 3 | 4 | 5 | 6 | 7 | 8 | 9 | AB | R | H | RBI | BB | SO | LOB |
|---|---|---|---|---|---|---|---|---|---|---|---|---|---|---|---|---|
| 3 Nyjer Morgan, L (1, 7)<br>OBP: 0.391, SLG: 0.500 | B FF 89<br>B FF 89<br>C FF 90<br>X FF 90<br>2-1 ① P6 | | B FF 92<br>C CH 84<br>X FF 92<br>1-1 ② F8 | | B CH 83<br>F FF 92<br>B FF 92<br>S CH 84<br>F CH 85<br>B FF 92<br>S CH 85<br>3-3 ③ K | | | B FF 92<br>C FF 90<br>C FF 92<br>B SL 84<br>C SL 83<br>2-3 ① K | | 4 | 0 | 0 | 0 | 0 | 2 | 1 |
| 12 Freddy Sanchez, R (1, 4)<br>OBP: 0.341, SLG: 0.581 | B FF 91<br>F FF 91<br>X FF 92<br>1-1 3B | | B SL 82<br>B CH 84<br>C FF 92<br>F CH 84<br>S FF 93<br>2-3 ③ K | | | S SL 80<br>B SL 81<br>F SL 80<br>F CH 83<br>B FF 94<br>X CH 83<br>2-2 ① F9 | | B SL 76<br>F FF 90<br>X FF 93<br>1-1 13 HR 1B | | 4 | 1 | 2 | 0 | 0 | 1 | 0 |
| 13 Nate McLouth, L (1, 8)<br>OBP: 0.386, SLG: 0.500 | C FF 91<br>B FF 92<br>S CH 84<br>D SL 82<br>S FF 93<br>2-3 ② K | | | B FF 90<br>B SL 80<br>S SL 81<br>X FF 92<br>2-1 41 FC4-6 1B | | B FF 90<br>B CH 81<br>X CH 82<br>2-0 ② F9 | | B SL 78<br>X FF 93<br>1-0 1-H HR | | 4 | 1 | 2 | 2 | 0 | 1 | 1 |
| 41 Ryan Doumit, S (1, 2)<br>OBP: 0.225, SLG: 0.395 | C CH 85<br>S CH 84<br>X FF 92<br>0-2 ③ F9 | | | 1 SAFE<br>C FF 90<br>F CH 82<br>1 SAFE<br>X CH 82<br>0-2 ① FC4-6 25 G3<br>1-2f | | C SL 80<br>B FF 91<br>S FF 91<br>B CH 85<br>F CH 82<br>S FF 93<br>2-3 ③ K | | F FF 93<br>B SL 83<br>B SL 80<br>C CH 77<br>B SL 83<br>F FF 92<br>S FF 92<br>3-3 ② K | | 4 | 0 | 0 | 0 | 0 | 2 | 2 |
| 25 Adam LaRoche, L (1, 3)<br>OBP: 0.282, SLG: 0.579 | | B FF 88<br>B FF 89<br>S CH 83<br>C FF 91<br>B CH 83<br>F FF 92<br>X CH 84<br>3-2 ① G3 | | B SI 92<br>B SI 90<br>C FF 91<br>F CH 84<br>1 SAFE<br>X CH 84<br>2-2 ② G3 1-2 | | | B FF 88<br>B FF 90<br>C FF 90<br>S FF 91<br>F FF 91<br>B CH 84<br>S CH 83<br>3-3 ① K | B FF 92<br>F FF 92<br>X FF 93<br>1-1 ③ P5 | | 4 | 0 | 0 | 0 | 0 | 1 | 1 |
| 44 Brandon Moss, L (1, 9)<br>OBP: 0.313, SLG: 0.400 | | C FF 91<br>B SL 82<br>X FF 91<br>1-1 15 G4-3 3B | | S CH 83<br>B FF 93<br>X CH 82<br>1-1 ③ G6-3 | | | F SL 79<br>F CH 83<br>B FF 93<br>X SL 78<br>1-2 ② G3-4-1 | | | 3 | 1 | 1 | 0 | 0 | 0 | 1 |
| 15 Andy LaRoche, R (1, 5)<br>OBP: 0.167, SLG: 0.091 | | C FF 93<br>X SL 82<br>0-1 ② G4-3 3-H | | | B SL 80<br>S SL 79<br>C CH 83<br>B FF 94<br>B FF 94<br>X FF 91<br>3-2 5 G4-3 5 S 1B | | B CH 82<br>B FF 92<br>B FF 91<br>C FF 91<br>B SL 80<br>4-1 5 BB BB | | | 2 | 0 | 1 | 1 | 1 | 0 | 0 |
| 5 Ramón Vázquez, L (1, 6)<br>OBP: 0.348, SLG: 0.167 | | B SL 80<br>S FF 91<br>B FF 92<br>X CH 84<br>2-1 ③ P6 | | | S FF 90<br>B CH 83<br>F CH 83<br>F FF 93<br>X CH 83<br>1-2 ① G4-3 1-3 | | 1 SAFE<br>B FF 90<br>B FF 90<br>B FF 90<br>C FF 87<br>S FF 87<br>B FF 90<br>4-2 1-2 BB | | | 2 | 0 | 0 | 0 | 1 | 0 | 1 |
| 28 Paul Maholm, L (1, 1)<br>24 Delwyn Young, S (7, PH)<br>34 John Grabow, L (8, 1)<br>55 Matt Capps, R (9, 1) | | | B FF 89<br>C FF 89<br>B FF 91<br>F FF 90<br>F CH 85<br>S FF 92<br>2-3 ① K | | S CH 82<br>P PO 83<br>B CH 83<br>S FF 92<br>C FF 93<br>2-3 ② K | | B SI 86<br>B SI 87<br>B SI 87<br>C SI 87<br>S CH 78<br>X CH 79<br>3-2 ③ P2 | | | 2<br>1<br>0<br>0 | 0<br>0<br>0<br>0 | 0<br>0<br>0<br>0 | 0<br>0<br>0<br>0 | 0<br>0<br>0<br>0 | 2<br>0<br>0<br>0 | 1<br>2<br>0<br>0 |
| Inning Stats | R: 0<br>E: 0<br>K: 1<br>S: 10<br>H: 1<br>LOB: 1<br>BB: 0<br>P: 15 | R: 1<br>E: 0<br>K: 0<br>S: 10<br>H: 1<br>LOB: 0<br>BB: 0<br>P: 16 | R: 0<br>E: 0<br>K: 2<br>S: 9<br>H: 0<br>LOB: 0<br>BB: 0<br>P: 14 | R: 0<br>E: 0<br>K: 0<br>S: 10<br>H: 1<br>LOB: 1<br>BB: 0<br>P: 15 | R: 0<br>E: 0<br>K: 2<br>S: 15<br>H: 1<br>LOB: 1<br>BB: 0<br>P: 23 | R: 0<br>E: 0<br>K: 1<br>S: 9<br>H: 0<br>LOB: 0<br>BB: 0<br>P: 15 | R: 0<br>E: 0<br>K: 1<br>S: 13<br>H: 0<br>LOB: 2<br>BB: 2<br>P: 28 | R: 2<br>E: 0<br>K: 2<br>S: 12<br>H: 2<br>LOB: 0<br>BB: 0<br>P: 20 | | 1B: 3<br>2B: 0<br>3B: 2<br>HR: 1<br>SF: 0<br>SAC: 0<br>DP: 0<br>HBP: 0 | | | | | WP: 0<br>PB: 0<br>SB: 1<br>CS: 0<br>PA: 32 | |

| | AB | R | H | RBI | BB | SO | LOB |
|---|---|---|---|---|---|---|---|
| **AB** | 30 | | | | | | |
| **R** | 3 | | | | | | |
| **H** | 6 | | | | | | |
| **RBI** | 3 | | | | | | |
| **BB** | 2 | | | | | | |
| **SO** | 9 | | | | | | |
| **LOB** | 10 | | | | | | |

| PITCHER | | IP | WLS | BF | H | R | ER | SO | BB | IBB | HBP | BLK | WP | HR | S | P | ERA | WHIP |
|---|---|---|---|---|---|---|---|---|---|---|---|---|---|---|---|---|---|---|
| 49 Jair Jurrjens, R<br>ERA: 2.04 | (1, 1) | 6.2 | L | 26 | 4 | 1 | 1 | 7 | 2 | 0 | 0 | 0 | 0 | 0 | 73 | 120 | 1.35 | 0.900 |
| 58 Peter Moylan, R<br>ERA: 18.0 | (7, 1) | 0.1 | | 1 | 0 | 0 | 0 | 0 | 0 | 0 | 0 | 0 | 0 | 0 | 3 | 6 | 0.00 | 0.000 |
| 51 Michael Gonzalez, L<br>ERA: 7.2 | (8, 1) | 1.0 | | 5 | 2 | 2 | 2 | 2 | 0 | 0 | 0 | 0 | 0 | 1 | 12 | 20 | 18.00 | 2.000 |

| PITCHER | | IP | WLS | BF | H | R | ER | SO | BB | IBB | HBP | BLK | WP | HR | S | P | ERA | WHIP |
|---|---|---|---|---|---|---|---|---|---|---|---|---|---|---|---|---|---|---|

| Batter | 1 | 2 | 3 | 4 | 5 | 6 | 7 | 8 | 9 | AB | R | H | RBI | BB | SO | LOB |
|---|---|---|---|---|---|---|---|---|---|---|---|---|---|---|---|---|
| 2 Kelly Johnson, L (1, 4)<br>OBP: 0.326, SLG: 0.561 | B FF 90<br>F FF 91<br>B CH 84<br>F FF 92<br>X SL 80<br>2-2 ① F8 | | F FF 93<br>S CH 85<br>D SL 82<br>X FF 93<br>1-2 ③ F9 | | | X FF 92<br>0-0 ① F7 | | B SI 88<br>F SI 90<br>B SL 80<br>X SI 90<br>2-1 ③ G4-3 | | 4 | 0 | 0 | 0 | 0 | 0 | 2 |
| 4 Omar Infante, R (1, 6)<br>OBP: 0.385, SLG: 0.435 | B FA 89<br>S SL 82<br>X SL 86<br>1-1 18 L5-3 1B | | | C FF 91<br>F SL 79<br>B FF 91<br>B SL 80<br>X SL 86<br>2-2 ① F7 | | B FF 91<br>B FF 92<br>C FF 91<br>B SL 78<br>X FF 92<br>3-1 18 G3-6-3 1B | | | C FF 95<br>C FF 96<br>X FF 97<br>0-2 ① F9 | 4 | 0 | 2 | 0 | 0 | 0 | 0 |
| 18 Garret Anderson, L (1, 7)<br>OBP: 0.208, SLG: 0.261 | B FF 90<br>X FF 91<br>1-0 ②③ L5-3<br>1-1 | | | B SL 79<br>X FF 91<br>1-0 ② F7 | | X FF 92<br>0-0 ②③ G3-6-3<br>1-2f | | | C FF 97<br>B CH 86<br>B CH 86<br>X FF 96<br>2-1 ② F8 | 4 | 0 | 0 | 0 | 0 | 0 | 2 |
| 16 Brian McCann, L (1, 2)<br>OBP: 0.326, SLG: 0.457 | | B CH 88<br>C FF 90<br>B CH 84<br>B FF 92<br>C FF 91<br>X FF 93<br>3-2 ① P5 | | B CH 83<br>B SL 80<br>B FF 92<br>C FF 92<br>B FF 93<br>4-1 22 2B BB | | | F FF 90<br>X SL 79<br>0-1 ① G3 | | B FF 96<br>B CH 87<br>C FF 96<br>F FF 96<br>S FC 90<br>2-3 ③ K | 3 | 0 | 0 | 0 | 1 | 1 | 0 |
| 22 Casey Kotchman, L (1, 3)<br>OBP: 0.317, SLG: 0.324 | | B FF 91<br>C CH 84<br>X CH 85<br>1-1 ② G3 | | C FF 91<br>B CH 85<br>X FF 92<br>1-1 1-3 2B | | | C CH 89<br>B CH 84<br>X SL 80<br>1-1 ② P4 | | | 3 | 0 | 1 | 0 | 0 | 0 | 0 |
| 7 Jeff Francoeur, R (1, 9)<br>OBP: 0.341, SLG: 0.512 | | C SL 85<br>S SL 81<br>X SL 81<br>0-2 ③ F8 | | X SL 79<br>0-0 ③ L8 | | | F FF 93<br>S SL 80<br>B SL 87<br>B FF 94<br>X SL 83<br>2-2 ③ G2-3 | | | 3 | 0 | 0 | 0 | 0 | 0 | 2 |
| 14 Martín Prado, R (1, 5)<br>OBP: 0.357, SLG: 0.385 | | | B SL 89<br>C SL 76<br>B FF 90<br>B FF 93<br>F FF 92<br>F FF 93<br>X SL 77<br>3-2 ① G5-3 | | C FF 90<br>X SL 79<br>0-1 24 CS 1B | | | C FF 91<br>B CH 88<br>B SL 80<br>B FF 92<br>B FF 91<br>4-1 BB | | 2 | 0 | 1 | 0 | 1 | 0 | 0 |
| 24 Jordan Schafer, L (1, 8)<br>OBP: 0.295, SLG: 0.425 | | | S FF 92<br>F FF 93<br>B FF 93<br>C CH 85<br>1-3 ② K | | B CH 88<br>B CH 84<br>C FF 92<br>S FF 93<br>D SL 82<br>F FF 94<br>S FF 92<br>3-3 ①② K<br>1-2 | | | X SI 89<br>0-0 ① F8 | | 3 | 0 | 0 | 0 | 0 | 2 | 2 |
| 37 Jo-Jo Reyes, L (1, 1)<br>38 Buddy Carlyle, L (6, 1)<br>20 Greg Norton, S (8, PH)<br>40 James Parr, R (8, 1) | | | B FF 92<br>B FF 92<br>B FF 92<br>C FF 90<br>B FF 90<br>4-1 BB | | B FF 91<br>F FF 90<br>B FF 91<br>S FF 91<br>S FF 92<br>2-3 ③ K | | | B SI 89<br>X SI 90<br>1-0 ② F8 | | 1<br>0<br>1<br>0 | 0<br>0<br>0<br>0 | 0<br>0<br>0<br>0 | 0<br>0<br>0<br>0 | 1<br>0<br>0<br>0 | 1<br>0<br>0<br>0 | 0<br>0<br>1<br>0 |
| Inning Stats | R: 0<br>E: 0<br>K: 0<br>S: 6<br>H: 1<br>LOB: 0<br>BB: 0<br>P: 10 | R: 0<br>E: 0<br>K: 0<br>S: 8<br>H: 0<br>LOB: 0<br>BB: 0<br>P: 12 | R: 0<br>E: 0<br>K: 1<br>S: 11<br>H: 0<br>LOB: 1<br>BB: 1<br>P: 20 | R: 0<br>E: 0<br>K: 0<br>S: 8<br>H: 1<br>LOB: 2<br>BB: 1<br>P: 16 | R: 0<br>E: 0<br>K: 2<br>S: 9<br>H: 1<br>LOB: 0<br>BB: 0<br>P: 14 | R: 0<br>E: 0<br>K: 0<br>S: 4<br>H: 1<br>LOB: 0<br>BB: 0<br>P: 7 | R: 0<br>E: 0<br>K: 0<br>S: 7<br>H: 0<br>LOB: 0<br>BB: 0<br>P: 10 | R: 0<br>E: 0<br>K: 0<br>S: 5<br>H: 0<br>LOB: 1<br>BB: 1<br>P: 12 | R: 0<br>E: 0<br>K: 1<br>S: 8<br>H: 0<br>LOB: 0<br>BB: 0<br>P: 12 | 1B: 3<br>2B: 3<br>3B: 0<br>HR: 0<br>SF: 0<br>SAC: 0<br>DP: 3<br>HBP: 0 | | | | | | |

| PITCHER | | IP | WLS | BF | H | R | ER | SO | BB | IBB | HBP | BLK | WP | HR | S | P | ERA | WHIP |
|---|---|---|---|---|---|---|---|---|---|---|---|---|---|---|---|---|---|---|
| 45 Ian Snell, R<br>ERA: 4.24 | (1, 1) | 7.0 | W | 25 | 4 | 0 | 0 | 3 | 3 | 0 | 0 | 0 | 0 | 0 | 54 | 94 | 0.00 | 1.000 |
| 17 Sean Burnett, L<br>ERA: 5.79 | (8, 1) | 1.0 | | 3 | 0 | 0 | 0 | 0 | 0 | 0 | 0 | 0 | 0 | 0 | 4 | 7 | 0.00 | 0.000 |
| 43 Jesse Chavez, R<br>ERA: 1.8 | (9, 1) | 1.0 | | 3 | 0 | 0 | 0 | 1 | 0 | 0 | 0 | 0 | 0 | 0 | 8 | 12 | 0.00 | 0.000 |

| PITCHER | IP | WLS | BF | H | R | ER | SO | BB | IBB | HBP | BLK | WP | HR | S | P | ERA | WHIP |
|---|---|---|---|---|---|---|---|---|---|---|---|---|---|---|---|---|---|

# TOP

## Atlanta Braves @ Pittsburgh Pirates

PNC Park, Pittsburgh, PA

Sat Apr 18 2009, 12:35 PM EDT

Att. 20,755 - Sunny - 68 F

livebaseballscorecards.com

| | |
|---|---|
| AB | 28 |
| R | 0 |
| H | 4 |
| RBI | 0 |
| BB | 3 |
| SO | 4 |
| LOB | 9 |

| | |
|---|---|
| WP: 0 | PA: 31 |
| PB: 0 | |
| SB: 0 | |
| CS: 1 | |

# Atlanta Braves @ Pittsburgh Pirates

PNC Park, Pittsburgh, PA

Sat Apr 18 2009, 12:35 PM EDT

Att. 20,755 - Sunny - 68 F

livebaseballscorecards.com

## BOTTOM

| Batter | 1 | 2 | 3 | 4 | 5 | 6 | 7 | 8 | 9 | AB | R | H | RBI | BB | SO | LOB |
|---|---|---|---|---|---|---|---|---|---|---|---|---|---|---|---|---|
| 3 Nyjer Morgan, L (1, 7)<br>OBP: 0.373, SLG: 0.458 | C SI 88<br>B SI 88<br>F SI 89<br>F SL 84<br>B SL 83<br>X SI 90<br>2-2 ① G5-3 | | X SI 90<br>0-0 ② B3 | | | B SL 83<br>S SI 88<br>F SI 88<br>X SL 82<br>1-2 ① G4-3 | B FF 90<br>B SI 89<br>C SI 88<br>C SI 90<br>F SI 91<br>S SI 90<br>2-3 ① K | B FC 90<br>F FF 90<br>B FF 92<br>S CH 81<br>B FF 93<br>B FF 90<br>4-2 12 1B BB | | 4 | 0 | 0 | 0 | 1 | 1 | 0 |
| 12 Freddy Sanchez, R (1, 4)<br>OBP: 0.347, SLG: 0.604 | B SI 90<br>C SI 89<br>B CH 83<br>C CH 82<br>X SI 90<br>2-2 ② G5-3 | | C SI 90<br>C CU 74<br>B CH 83<br>X CH 83<br>1-2 ③ G1-3 | | | B SI 89<br>X SI 89<br>1-0 13 1B 3B | B FF 90<br>C FF 90<br>B FF 88<br>F FF 90<br>B FF 91<br>F FF 89<br>F FF 90<br>X FF 90<br>3-2 ② F9 | C FF 90<br>B FF 91<br>F SL 81<br>F SL 82<br>B SL 79<br>F FC 91<br>F FC 92<br>X CH 81<br>2-2 1-2 2-H 1B | | 5 | 1 | 2 | 1 | 0 | 0 | 0 |
| 13 Nate McLouth, L (1, 8)<br>OBP: 0.388, SLG: 0.488 | B SI 90<br>C SI 90<br>X SI 90<br>1-1 ③ G6-3 | | | B SL 81<br>F SI 88<br>B SI 89<br>S CH 82<br>B SI 90<br>X SI 90<br>3-2 ① G4-3 | | B CH 82<br>X SL 83<br>1-0 41 S 18 HR 3-H 1B | C SI 90<br>B CH 81<br>F SL 86<br>F CH 81<br>F FF 93<br>F CH 81<br>X FF 92<br>1-2 41 WP 41 2B 1B | C FF 91<br>S FF 92<br>X CH 81<br>0-2 ① F8 | | 5 | 2 | 2 | 1 | 0 | 0 | 2 |
| 41 Ryan Doumit, S (1, 2)<br>OBP: 0.289, SLG: 0.500 | | F SI 89<br>B SI 90<br>C CH 82<br>X SI 90<br>1-2 15 2B 2B | | X SI 90<br>0-0 2B | | B CH 82<br>B CH 81<br>I IN 80<br>I IN 82<br>4-0 1-2 18 HR IBB | 1 SAFE<br>B CH 80<br>B SL 87<br>B SI 90<br>C FF 88<br>X SL 86<br>3-1 1-H 18 HR 2B | B FF 88<br>X CH 82<br>1-0 ② F9 | | 4 | 3 | 3 | 1 | 1 | 0 | 2 |
| 25 Adam LaRoche, L (1, 3)<br>OBP: 0.295, SLG: 0.537 | | C SI 90<br>C SI 90<br>B SL 83<br>S SL 83<br>1-3 ① K | | S FF 90<br>B FF 90<br>B SL 83<br>B CH 82<br>S SL 83<br>B SI 90<br>4-2 18 G5-4-3 BB | | C SI 90<br>F FF 90<br>B FF 92<br>B CH 84<br>F SI 91<br>S CU 76<br>2-3 ② K | B SI 90<br>B SI 89<br>I IN 80<br>I IN 77<br>4-0 18 HR IBB | S FF 91<br>X CH 82<br>0-1 ③ G5-3 | | 3 | 1 | 0 | 0 | 2 | 2 | 5 |
| 18 Craig Monroe, R (1, 9)<br>OBP: 0.250, SLG: 0.750 | | X SI 89<br>0-0 ② F8 | | B CH 82<br>D CH 82<br>S SI 90<br>S CH 82<br>X SI 91<br>2-2 ② ③ G5-4-3 1-2f | | X CH 83<br>0-0 1-H 2-H HR | B SL 86<br>X SL 85<br>1-0 1-H 2-H HR | | | 4 | 2 | 2 | 6 | 0 | 0 | 3 |
| 15 Andy LaRoche, R (1, 5)<br>OBP: 0.250, SLG: 0.269 | | C SI 89<br>B SI 89<br>B CU 75<br>B CH 83<br>X SI 89<br>3-1 2-H 2B | | | B SI 88<br>B SI 88<br>C SI 89<br>X SI 89<br>2-1 ① G6-3 | X SI 90<br>0-0 2B | C FF 90<br>C FF 91<br>F SL 86<br>X FF 91<br>0-2 1B | | | 4 | 0 | 3 | 1 | 0 | 0 | 0 |
| 5 Ramón Vázquez, L (1, 6)<br>OBP: 0.333, SLG: 0.143 | | C SI 89<br>B FF 90<br>S SL 84<br>F SL 84<br>C SI 90<br>1-3 ③ K | | | C SI 89<br>B FF 89<br>X SL 84<br>1-1 ② G3 | I IN 82<br>I IN 83<br>I IN 83<br>I IN 84<br>4-0 IBB | X FF 90<br>0-0 ③ P5 | | | 3 | 0 | 0 | 0 | 1 | 1 | 2 |
| 45 Ian Snell, R (1, 1)<br>17 Sean Burnett, L (8, 1)<br>16 Eric Hinske, L (8, PH)<br>OBP: 0.357, SLG: 0.538<br>43 Jesse Chavez, R (9, 1) | | | C SI 89<br>B SI 89<br>B SI 88<br>F SI 88<br>C SI 89<br>2-3 ① K | | F SI 89<br>X SI 90<br>0-1 ③ G5-3 | X SL 84<br>0-0 ③ G4-3 | | X FF 90<br>0-0 12 1B 2B | | 3<br>0<br>1<br>0 | 0<br>0<br>1<br>0 | 0<br>0<br>1<br>0 | 0<br>0<br>0<br>0 | 1<br>0<br>0<br>0 | 0<br>0<br>0<br>0 | 2<br>0<br>0<br>0 |
| Inning Stats | R: 0<br>E: 0<br>K: 0<br>S: 9<br>H: 0<br>LOB: 0<br>BB: 0<br>P: 14 | R: 1<br>E: 0<br>K: 2<br>S: 13<br>H: 2<br>LOB: 1<br>BB: 0<br>P: 19 | R: 0<br>E: 0<br>K: 1<br>S: 7<br>H: 0<br>LOB: 0<br>BB: 0<br>P: 10 | R: 0<br>E: 0<br>K: 0<br>S: 9<br>H: 1<br>LOB: 1<br>BB: 1<br>P: 18 | R: 0<br>E: 0<br>K: 0<br>S: 6<br>H: 0<br>LOB: 0<br>BB: 0<br>P: 9 | R: 4<br>E: 0<br>K: 1<br>S: 12<br>H: 4<br>LOB: 2<br>BB: 2<br>P: 25 | R: 4<br>E: 0<br>K: 1<br>S: 23<br>H: 4<br>LOB: 1<br>BB: 1<br>P: 37 | R: 1<br>E: 0<br>K: 0<br>S: 15<br>H: 2<br>LOB: 2<br>BB: 1<br>P: 22 | | | | | | | | | |

| | AB | R | H | RBI | BB | SO | LOB |
|---|---|---|---|---|---|---|---|
| 3 Nyjer Morgan, L | 4 | 0 | 0 | 0 | 1 | 1 | 0 |
| 12 Freddy Sanchez, R | 5 | 1 | 2 | 1 | 0 | 0 | 0 |
| 13 Nate McLouth, L | 5 | 2 | 2 | 1 | 0 | 0 | 2 |
| 41 Ryan Doumit, S | 4 | 3 | 3 | 1 | 1 | 0 | 2 |
| 25 Adam LaRoche, L | 3 | 1 | 0 | 0 | 2 | 2 | 5 |
| 18 Craig Monroe, R | 4 | 2 | 2 | 6 | 0 | 0 | 3 |
| 15 Andy LaRoche, R | 4 | 0 | 3 | 1 | 0 | 0 | 0 |
| 5 Ramón Vázquez, L | 3 | 0 | 0 | 0 | 1 | 1 | 2 |
| 45 Ian Snell, R | 3 | 0 | 0 | 0 | 0 | 1 | 2 |
| 17 Sean Burnett, L | 0 | 0 | 0 | 0 | 0 | 0 | 0 |
| 16 Eric Hinske, L | 1 | 1 | 1 | 0 | 0 | 0 | 0 |
| 43 Jesse Chavez, R | 0 | 0 | 0 | 0 | 0 | 0 | 0 |

| | |
|---|---|
| AB | 36 |
| R | 10 |
| H | 13 |
| RBI | 10 |
| BB | 5 |
| SO | 5 |
| LOB | 16 |

| | |
|---|---|
| 1B: 4 | SF: 0 |
| 2B: 6 | SAC: 0 |
| 3B: 1 | DP: 1 |
| HR: 2 | HBP: 0 |

| | |
|---|---|
| WP: 1 | PA: 41 |
| PB: 0 | |
| SB: 1 | |
| CS: 0 | |

| PITCHER | | IP | WLS | BF | H | R | ER | SO | BB | IBB | HBP | BLK | WP | HR | S | P | ERA | WHIP |
|---|---|---|---|---|---|---|---|---|---|---|---|---|---|---|---|---|---|---|
| 37 Jo-Jo Reyes, L<br>ERA: 7.94 | (1, 1) | 5.2 | L | 26 | 7 | 5 | 5 | 4 | 1 | 2 | 0 | 0 | 0 | 1 | 55 | 94 | 7.94 | 1.412 |
| 38 Buddy Carlyle, R<br>ERA: 9.53 | (6, 1) | 1.1 | | 9 | 4 | 4 | 4 | 1 | 0 | 1 | 0 | 0 | 1 | 1 | 24 | 38 | 27.00 | 3.000 |
| 40 James Parr, R<br>ERA: 9.0 | (8, 1) | 1.0 | | 6 | 2 | 1 | 1 | 0 | 1 | 0 | 0 | 0 | 0 | 0 | 15 | 22 | 9.00 | 3.000 |

| PITCHER | IP | WLS | BF | H | R | ER | SO | BB | IBB | HBP | BLK | WP | HR | S | P | ERA | WHIP |
|---|---|---|---|---|---|---|---|---|---|---|---|---|---|---|---|---|---|

# Atlanta Braves @ Pittsburgh Pirates

PNC Park, Pittsburgh, PA

Sun Apr 19 2009, 1:35 PM EDT

Att. 14,776 - Cloudy - 68 F

TOP

livebaseballscorecards.com

| Batter | 1 | 2 | 3 | 4 | 5 | 6 | 7 | 8 | 9 | AB | R | H | RBI | BB | SO | LOB |
|---|---|---|---|---|---|---|---|---|---|---|---|---|---|---|---|---|
| 4 Omar Infante, R (1, 6)<br>OBP: 0.344, SLG: 0.414 | L8 | B2 | | P3 | | F9 | | 10 WP<br>23 SF7<br>2B | FC5-4<br>1-2f | 6 | 1 | 1 | 0 | 0 | 0 | 7 |
| 14 Martín Prado, R (1, 4)<br>OBP: 0.421, SLG: 0.647 | 10<br>FC6-4-5<br>2B | G6-4-3<br>1-2f | | 2-H<br>3-H<br>HR | | | F9 | 10<br>WP<br>BB | | 4 | 1 | 2 | 3 | 1 | 0 | 2 |
| 10 Chipper Jones, S (1, 5)<br>OBP: 0.419, SLG: 0.519 | FC6-4-5<br>18<br>2B<br>7<br>1B<br>2-3 | | 22<br>1B<br>1B | F8 | | | 23<br>E<br>7<br>2B<br>HBP | 1-2<br>2-3<br>BB | | 3 | 2 | 1 | 0 | 1 | 0 | 1 |
| 18 Garret Anderson, L (1, 7)<br>OBP: 0.231, SLG: 0.320<br>23 Matt Diaz, R (4, 7)<br>OBP: 0.345, SLG: 0.435 | 7<br>1B<br>1-3<br>2B | | F9 | | 7<br>G1-4-3<br>1B | | L6<br>1-2 | SF7<br>3-H | | 2<br>2 | 1<br>0 | 1<br>1 | 0<br>1 | 0<br>0 | 0<br>0 | 1<br>1 |
| 7 Jeff Francoeur, R (1, 9)<br>OBP: 0.347, SLG: 0.521 | 22<br>1B<br>2-H<br>3-H<br>1B | | F8 | G1-4-3<br>1-2f | | | 8<br>HR<br>2-H<br>2B | F7 | | 5 | 2 | 2 | 3 | 0 | 0 | 4 |
| 22 Casey Kotchman, L (1, 3)<br>OBP: 0.348, SLG: 0.341 | 2-H<br>1B | | 1-3<br>1B | P4 | | | 8<br>HR<br>BB | | G3-1 | 4 | 1 | 2 | 1 | 1 | 0 | 0 |
| 8 David Ross, R (1, 2)<br>OBP: 0.556, SLG: 1.000 | K | | | 24<br>1B<br>14<br>HR<br>2B | | K | 1-H<br>2-H<br>HR | | 2<br>BB<br>BB | 4 | 2 | 2 | 3 | 1 | 2 | 1 |
| 24 Jordan Schafer, L (1, 8)<br>OBP: 0.327, SLG: 0.444 | | 33<br>SH<br>1B | | 33<br>SH3<br>14<br>HR<br>2-3<br>1B | | 33<br>SH1-4<br>1B | K | | F7 | 5 | 1 | 3 | 0 | 0 | 1 | 1 |
| 33 Javier Vazquez, R (1, 1)<br>58 Peter Moylan, R (7, 1)<br>20 Greg Norton, S (8, PH)<br>30 Jeff Bennett, R (8, 1)<br>2 Kelly Johnson, L (9, PH)<br>OBP: 0.340, SLG: 0.561<br>40 James Parr, R (9, 1) | | SH<br>14<br>G6-4-3<br>1-2 | | SH3<br>1-2 | | SH1-4<br>1-2 | | G5-3 | 4<br>FC5-4<br>1-2<br>BB | 0<br>0<br>1<br>0<br>0<br>0 | 0<br>0<br>0<br>0<br>0<br>0 | 0<br>0<br>0<br>0<br>1<br>0 | 0<br>0<br>0<br>0<br>0<br>0 | 0<br>0<br>0<br>0<br>0<br>0 | 0<br>0<br>0<br>0<br>0<br>0 | 0<br>0<br>0<br>0<br>0<br>0 |

| | AB | 36 |
|---|---|---|
| | R | 11 |
| | H | 15 |
| | RBI | 11 |
| | BB | 5 |
| | SO | 3 |
| | LOB | 18 |

| Inning Stats | 1 | 2 | 3 | 4 | 5 | 6 | 7 | 8 | 9 | 1B: 8 | SF: 1 | WP: 1 | PA: 46 |
|---|---|---|---|---|---|---|---|---|---|---|---|---|---|
| | R: 3<br>E: 0<br>K: 1<br>S: 17 | H: 4<br>LOB: 1<br>BB: 0<br>P: 29 | R: 0<br>E: 0<br>K: 0<br>S: 7 | H: 1<br>LOB: 1<br>BB: 0<br>P: 10 | R: 0<br>E: 0<br>K: 0<br>S: 10 | H: 2<br>LOB: 2<br>BB: 0<br>P: 14 | R: 3<br>E: 0<br>K: 0<br>S: 11 | H: 3<br>LOB: 0<br>BB: 0<br>P: 14 | R: 0<br>E: 0<br>K: 0<br>S: 3 | H: 1<br>LOB: 0<br>BB: 0<br>P: 4 | R: 0<br>E: 0<br>K: 1<br>S: 8 | H: 1<br>LOB: 1<br>BB: 0<br>P: 12 | R: 4<br>E: 1<br>K: 1<br>S: 14 | H: 2<br>LOB: 0<br>BB: 1<br>P: 23 | R: 1<br>E: 0<br>K: 0<br>S: 10 | H: 1<br>LOB: 2<br>BB: 2<br>P: 24 | R: 0<br>E: 0<br>K: 0<br>S: 6 | H: 0<br>LOB: 2<br>BB: 2<br>P: 16 | 2B: 5<br>3B: 0<br>HR: 2 | SAC: 3<br>DP: 2<br>HBP: 1 | PB: 0<br>SB: 0<br>CS: 0 | |

| PITCHER | | IP | WLS | BF | H | R | ER | SO | BB | IBB | HBP | BLK | WP | HR | S | P | ERA | WHIP |
|---|---|---|---|---|---|---|---|---|---|---|---|---|---|---|---|---|---|---|
| 57 Zach Duke, L<br>ERA: 2.95 | (1, 1) | 6.0 | L | 28 | 12 | 6 | 6 | 2 | 0 | 0 | 0 | 0 | 0 | 1 | 56 | 83 | 9.00 | 2.000 |
| 38 Craig Hansen, R<br>ERA: 5.68 | (7, 1) | 1.0 | | 7 | 2 | 4 | 4 | 1 | 1 | 0 | 1 | 0 | 0 | 1 | 14 | 23 | 36.00 | 3.000 |
| 56 Donnie Veal, L<br>ERA: 6.0 | (8, 1) | 2.0 | | 11 | 1 | 1 | 1 | 0 | 4 | 0 | 0 | 0 | 1 | 0 | 16 | 40 | 4.50 | 2.500 |

| PITCHER | IP | WLS | BF | H | R | ER | SO | BB | IBB | HBP | BLK | WP | HR | S | P | ERA | WHIP |
|---|---|---|---|---|---|---|---|---|---|---|---|---|---|---|---|---|---|

# Atlanta Braves @ Pittsburgh Pirates

PNC Park, Pittsburgh, PA

Sun Apr 19 2009, 1:35 PM EDT

Att. 14,776 - Cloudy - 68 F

## BOTTOM

| Batter | 1 | 2 | 3 | 4 | 5 | 6 | 7 | 8 | 9 | AB | R | H | RBI | BB | SO | LOB |
|---|---|---|---|---|---|---|---|---|---|---|---|---|---|---|---|---|
| 3 Nyjer Morgan, L (1, 7) (8, 8)<br>OBP: 0.375, SLG: 0.453 | B FF 89<br>C FF 89<br>F FF 90<br>B FF 92<br>X FF 91<br>2-2<br>13<br>BB<br>1B | | C FF 89<br>X FF 85<br>0-1 ②<br>P6 | | | C SL 82<br>B FF 84<br>F FF 91<br>X SL 84<br>1-2<br>12<br>1B<br>1B | | C SI 93<br>X SI 95<br>0-1<br>E1 | B FF 89<br>C FF 89<br>B FF 91<br>S CH 80<br>B CH 80<br>F CH 80<br>X FF 89<br>3-2 ③<br>F7 | 5 | 0 | 2 | 0 | 0 | 0 | 3 |
| 12 Freddy Sanchez, R (1, 4)<br>OBP: 0.358, SLG: 0.615 | D SI 90<br>1 SAFE<br>F FF 90<br>F FF 91<br>F CH 82<br>S SL 85<br>1-3 ①<br>K | | F FF 90<br>C SL 81<br>X SL 83<br>0-2<br>2B | | | C SL 79<br>1 SAFE<br>B FF 89<br>X FF 90<br>1-1<br>1-2<br>1B | | C FF 94<br>X SI 94<br>0-1 ②<br>P6 | | 4 | 0 | 2 | 0 | 0 | 1 | 2 |
| 13 Nate McLouth, L (1, 8)<br>OBP: 0.385, SLG: 0.465<br>24 Delwyn Young, S (8, 7) | 1 SAFE<br>B FF 89<br>B FF 92<br>B CH 83<br>B FF 90<br>4-0<br>1-2<br>BB | | B CU 75<br>B CU 75<br>C SL 85<br>S SL 85<br>B CH 79<br>F SL 85<br>F FF 92<br>S CU 74<br>3-3 ③<br>K | | | B FF 92<br>F FF 91<br>X SL 86<br>1-1 ①<br>L3 | | C SI 94<br>F SI 94<br>B SI 94<br>F SI 94<br>S FF 94<br>1-3 ③<br>K | | 2 | 0 | 0 | 0 | 1 | 1 | 3 |
| | | | | | | | | | | 1 | 0 | 0 | 0 | 0 | 1 | 1 |
| 41 Ryan Doumit, S (1, 2)<br>OBP: 0.271, SLG: 0.467<br>35 Jason Jaramillo, S (8, 2)<br>OBP: 0.250, SLG: 0.250 | C SL 87<br>C CU 71<br>S SL 85<br>0-3 ②<br>K | | | C CH 83<br>B CU 74<br>B SL 84<br>X FF 84<br>2-1 ①<br>G4-3 | | B CU 77<br>S SL 85<br>B FF 92<br>X CH 82<br>2-1 ②<br>F8 | | | X FF 88<br>0-0 ①<br>F8 | 3 | 0 | 0 | 0 | 0 | 1 | 4 |
| | | | | | | | | | | 1 | 0 | 0 | 0 | 0 | 0 | 0 |
| 25 Adam LaRoche, L (1, 3)<br>OBP: 0.277, SLG: 0.500<br>16 Eric Hinske, L (9, 3)<br>OBP: 0.333, SLG: 0.500 | B FF 92<br>B FF 92<br>C SL 86<br>C CH 82<br>B CU 70<br>X CH 79<br>3-2 ③<br>G5-3 | | | C FF 92<br>C FF 93<br>B SL 85<br>B SL 83<br>F CH 83<br>S FF 93<br>2-3 ②<br>K | | C CU 77<br>C CU 72<br>F FF 92<br>C FF 93<br>0-3 ③<br>K | | | X<br>0-0 ②<br>G4-3 | 3 | 0 | 0 | 0 | 0 | 2 | 4 |
| | | | | | | | | | | 1 | 0 | 0 | 0 | 0 | 0 | 0 |
| 44 Brandon Moss, L (1, 9)<br>OBP: 0.306, SLG: 0.382 | | C FF 90<br>F FF 88<br>F CH 76<br>X SL 86<br>0-2 ①<br>G3 | | C FF 92<br>C FF 92<br>F SL 84<br>F FF 93<br>F SL 85<br>B CH 80<br>S CU 69<br>1-3 ③<br>K | | | C SI 88<br>B CH 77<br>X SI 88<br>1-1 ①<br>G6-3 | | C FC 88<br>X CH 81<br>0-1<br>18<br>BB<br>15<br>1B<br>5<br>HBP<br>1B | 4 | 1 | 1 | 0 | 0 | 1 | 0 |
| 15 Andy LaRoche, R (1, 5)<br>OBP: 0.250, SLG: 0.267 | | C FF 91<br>F FF 92<br>F SL 87<br>S FF 92<br>0-3 ②<br>K | | | C FF 90<br>C FF 91<br>B FF 85<br>F CU 72<br>X SL 79<br>1-2 ①<br>G6-3 | | C<br>S SI 89<br>S SI 90<br>0-3 ②<br>K | | B FF 88<br>X FF 91<br>1-0<br>5<br>HBP<br>18<br>BB<br>1-2<br>1B | 4 | 0 | 1 | 0 | 0 | 2 | 0 |
| 2 Jack Wilson, R (1, 6)<br>OBP: 0.371, SLG: 0.375<br>56 Donnie Veal, L (8, 1)<br>18 Craig Monroe, R (9, PH)<br>OBP: 0.308, SLG: 0.750 | | F FF 92<br>B FF 92<br>X SL 84<br>1-1 ③<br>1B | | | C FF 91<br>B SI 92<br>X FF 92<br>1-1 ②<br>F9 | | X SI 90<br>0-0 ③<br>F8 | | B FF 90<br>B FF 91<br>C FF 91<br>B FC 91<br>B FC 90<br>4-1<br>5<br>HBP<br>1-2<br>2-3<br>BB | 3 | 0 | 1 | 0 | 0 | 0 | 0 |
| | | | | | | | | | | 0 | 0 | 0 | 0 | 0 | 0 | 0 |
| | | | | | | | | | | 0 | 0 | 0 | 0 | 1 | 0 | 0 |
| 57 Zach Duke, L (1, 1)<br>OBP: 0.429, SLG: 0.667<br>38 Craig Hansen, R (7, 1)<br>5 Ramón Vázquez, L (8, 6)<br>OBP: 0.345, SLG: 0.136 | | | B FF 89<br>C FF 89<br>C FF 91<br>S CH 77<br>1-3 ①<br>K | | C FF 92<br>S CH 81<br>F FF 92<br>X CU 70<br>0-2 ③<br>G3 | | | C SI 92<br>C CH 88<br>B SI 93<br>B SI 92<br>F SI 93<br>F FF 93<br>B FF 93<br>F SI 93<br>X SI 93<br>3-2 ①<br>F8 | C FF 91<br>B CH 80<br>C CH 81<br>H FF 90<br>2-2<br>1-2<br>2-3<br>3-H<br>HBP | 2 | 0 | 0 | 0 | 0 | 1 | 0 |
| | | | | | | | | | | 0 | 0 | 0 | 0 | 0 | 0 | 0 |
| | | | | | | | | | | 1 | 0 | 0 | 1 | 0 | 0 | 0 |
| Inning Stats | R: 0<br>E: 0<br>K: 2<br>S: 13<br>H: 1<br>LOB: 2<br>BB: 1<br>P: 23 | R: 0<br>E: 0<br>K: 1<br>S: 10<br>H: 1<br>LOB: 1<br>BB: 0<br>P: 11 | R: 0<br>E: 0<br>K: 2<br>S: 13<br>H: 1<br>LOB: 1<br>BB: 0<br>P: 17 | R: 0<br>E: 0<br>K: 2<br>S: 12<br>H: 0<br>LOB: 0<br>BB: 0<br>P: 17 | R: 0<br>E: 0<br>K: 0<br>S: 10<br>H: 0<br>LOB: 0<br>BB: 0<br>P: 12 | R: 0<br>E: 0<br>K: 1<br>S: 13<br>H: 2<br>LOB: 2<br>BB: 0<br>P: 18 | R: 0<br>E: 0<br>K: 1<br>S: 6<br>H: 0<br>LOB: 0<br>BB: 0<br>P: 7 | R: 0<br>E: 1<br>K: 1<br>S: 14<br>H: 0<br>LOB: 1<br>BB: 0<br>P: 18 | R: 1<br>E: 0<br>K: 0<br>S: 12<br>H: 2<br>LOB: 3<br>BB: 1<br>P: 22 | 1B: 6<br>2B: 1<br>3B: 0<br>HR: 0<br>SF: 0<br>SAC: 0<br>DP: 0<br>HBP: 1 | | | | | | |

livebaseballscorecards.com

| | |
|---|---|
| AB | 34 |
| R | 1 |
| H | 7 |
| RBI | 1 |
| BB | 2 |
| SO | 10 |
| LOB | 17 |

WP: 0 PB: 0 SB: 0 CS: 0 PA: 37

| PITCHER | | IP | WLS | BF | H | R | ER | SO | BB | IBB | HBP | BLK | WP | HR | S | P | ERA | WHIP |
|---|---|---|---|---|---|---|---|---|---|---|---|---|---|---|---|---|---|---|
| 33 Javier Vazquez, R<br>ERA: 3.0 | (1, 1) | 6.0 | W | 23 | 5 | 0 | 0 | 8 | 1 | 0 | 0 | 0 | 0 | 0 | 71 | 98 | 0.00 | 1.000 |
| 58 Peter Moylan, R<br>ERA: 13.5 | (7, 1) | 1.0 | | 3 | 0 | 0 | 0 | 1 | 0 | 0 | 0 | 0 | 0 | 0 | 6 | 7 | 0.00 | 0.000 |
| 30 Jeff Bennett, R<br>ERA: 1.29 | (8, 1) | 1.0 | | 4 | 0 | 0 | 0 | 1 | 0 | 0 | 0 | 0 | 0 | 0 | 14 | 18 | 0.00 | 0.000 |
| 40 James Parr, R<br>ERA: 9.0 | (9, 1) | 1.0 | | 7 | 2 | 1 | 1 | 0 | 1 | 0 | 1 | 0 | 0 | 0 | 12 | 22 | 9.00 | 3.000 |

| PITCHER | IP | WLS | BF | H | R | ER | SO | BB | IBB | HBP | BLK | WP | HR | S | P | ERA | WHIP |
|---|---|---|---|---|---|---|---|---|---|---|---|---|---|---|---|---|---|

| Batter | 1 | 2 | 3 | 4 | 5 | 6 | 7 | 8 | 9 | AB | R | H | RBI | BB | SO | LOB |
|---|---|---|---|---|---|---|---|---|---|---|---|---|---|---|---|---|
| 1 Emilio Bonifácio, S (1, 5)<br>OBP: 0.339, SLG: 0.421 | C FF 89<br>B FF 91<br>X FF 91<br>1-1<br>2 FC5<br>21 E<br>1B | | X FF 92<br>0-0 ②<br>B5-3 | | | F FF 89<br>B CH 80<br>X CH 80<br>1-1 ②<br>F9 | | | C FF 95<br>F FF 95<br>X FF 94<br>0-2 ②<br>L6 | 4 | 0 | 1 | 0 | 0 | 0 | 0 |
| 21 John Baker, L (1, 2)<br>OBP: 0.381, SLG: 0.486 | 1 SAFE<br>1 SAFE<br>B FF 91<br>1 SAFE<br>B SI 90<br>C FF 92<br>1 SAFE<br>X SI 91<br>2-1<br>E6<br>3 G1-3<br>2 FC5<br>1-2 | | B FF 91<br>C CH 81<br>T CH 82<br>B CH 82<br>X SI 92<br>2-2 ③<br>G6-3 | | | C FF 89<br>B CH 81<br>F FF 90<br>B SL 81<br>X FF 91<br>2-2 ③<br>G5-3 | | | C FF 95<br>S CH 86<br>B FC 90<br>X CH 84<br>1-2 ③<br>F7 | 4 | 0 | 0 | 0 | 0 | 0 | 1 |
| 2 Hanley Ramirez, R (1, 6)<br>OBP: 0.317, SLG: 0.418 | S SL 82<br>B SL 82<br>X SI 92<br>1-1 ①<br>FC5<br>3 G1-3<br>1-2<br>2-3f | | | B FF 90<br>B SI 90<br>X SI 91<br>2-0<br>6 CS<br>1B | | | B SL 76<br>B SL 78<br>B FF 89<br>B FF 88<br>4-0<br>3 G5-4-3<br>BB | | | 2 | 0 | 1 | 0 | 1 | 0 | 2 |
| 3 Jorge Cantu, R (1, 3)<br>OBP: 0.413, SLG: 0.561 | B SI 92<br>B SL 82<br>X SI 93<br>2-0 ②<br>G1-3<br>1-2<br>2-3 | | | B SL 78<br>1 SAFE<br>S SI 90<br>1 SAFE<br>X SL 80<br>1-1 ①<br>F9 | | | C FF 90<br>D SL 79<br>B SL 79<br>F FF 89<br>B CH 80<br>F FF 90<br>X CH 80<br>3-2 ①②<br>G5-4-3<br>1-2f | | | 3 | 0 | 0 | 0 | 0 | 0 | 4 |
| 6 Dan Uggla, R (1, 4)<br>OBP: 0.339, SLG: 0.417 | M SL 81<br>D SL 83<br>X SI 92<br>1-1 ③<br>L7 | | | C SI 91<br>B SL 81<br>B SL 80<br>C FF 91<br>B SL 82<br>F FF 92<br>S CH 82<br>3-3 ②③<br>K<br>1-2 | | | F FF 90<br>S SL 80<br>B SL 80<br>B SL 80<br>X CH 81<br>2-2 ③<br>G5-3 | | | 3 | 0 | 0 | 0 | 0 | 1 | 3 |
| 27 Jeremy Hermida, L (1, 7)<br>OBP: 0.426, SLG: 0.558 | | C FF 88<br>F FF 91<br>C FF 91<br>0-3 ①<br>K | | | B FF 88<br>C FF 88<br>B CH 81<br>F CH 79<br>F FF 91<br>B CH 80<br>X FF 89<br>3-2 ①<br>F8 | | | C FF 96<br>S CH 87<br>B CH 86<br>B FF 96<br>B SL 89<br>X FF 96<br>3-2 ①<br>G1-3 | | 3 | 0 | 0 | 0 | 0 | 1 | 0 |
| 12 Cody Ross, R (1, 9)<br>OBP: 0.280, SLG: 0.478<br>53 Dan Meyer, R (8, 1) | | C FF 91<br>F FF 92<br>B SL 82<br>S SL 81<br>1-3 ②<br>K | | | C SL 80<br>B FF 91<br>X SL 81<br>1-1 ②<br>G5-3 | | | C FF 96<br>S FF 96<br>X FF 96<br>0-2 ②<br>L4 | | 3<br>0 | 0<br>0 | 0<br>0 | 0<br>0 | 0<br>0 | 1<br>0 | 0<br>0 |
| 24 Cameron Maybin, R (1, 8)<br>OBP: 0.275, SLG: 0.222<br>20 Logan Kensing, R (5, 1)<br>25 Brett Carroll, R (8, PH)<br>OBP: 0.111, SLG: 0.111<br>(8, 9) | | X FF 91<br>0-0 ③<br>F7 | | | B SI 91<br>B SL 80<br>C FF 90<br>F FF 91<br>B SL 82<br>S FF 91<br>3-3 ③<br>K | | | F SL 91<br>B FF 94<br>F SL 90<br>S FF 96<br>1-3 ③<br>K | | 2<br>0<br>1 | 0<br>0<br>0 | 0<br>0<br>0 | 0<br>0<br>0 | 1<br>0<br>1 | 0<br>0<br>0 | 0<br>0<br>0 |
| 23 Andrew Miller, L (1, 1)<br>4 Alfredo Amezaga, S (5, 8)<br>OBP: 0.263, SLG: 0.316 | | | B FF 90<br>C FF 88<br>X FF 90<br>1-1 ①<br>G6-3 | | | B FF 87<br>B CH 81<br>C FF 88<br>F FF 89<br>S CH 81<br>2-3 ①<br>K | | | X FF 93<br>0-0 ①<br>F8 | 1<br>2 | 0<br>0 | 0<br>0 | 0<br>0 | 0<br>0 | 0<br>1 | 0<br>0 |
| Inning Stats | R: 0<br>E: 1<br>K: 0<br>S: 9<br>H: 1<br>LOB: 2<br>BB: 0<br>P: 16 | R: 0<br>E: 0<br>K: 2<br>S: 7<br>H: 0<br>LOB: 0<br>BB: 0<br>P: 8 | R: 0<br>E: 0<br>K: 0<br>S: 6<br>H: 0<br>LOB: 0<br>BB: 0<br>P: 9 | R: 0<br>E: 0<br>K: 1<br>S: 7<br>H: 1<br>LOB: 0<br>BB: 0<br>P: 13 | R: 0<br>E: 0<br>K: 1<br>S: 9<br>H: 0<br>LOB: 0<br>BB: 0<br>P: 16 | R: 0<br>E: 0<br>K: 1<br>S: 8<br>H: 0<br>LOB: 0<br>BB: 0<br>P: 13 | R: 0<br>E: 0<br>K: 0<br>S: 7<br>H: 0<br>LOB: 0<br>BB: 1<br>P: 16 | R: 0<br>E: 0<br>K: 1<br>S: 9<br>H: 0<br>LOB: 0<br>BB: 0<br>P: 13 | R: 0<br>E: 0<br>K: 0<br>S: 7<br>H: 0<br>LOB: 0<br>BB: 0<br>P: 8 | 1B: 2<br>2B: 0<br>3B: 0<br>HR: 0<br>SF: 0<br>SAC: 0<br>DP: 1<br>HBP: 0 | | | | | | |

| PITCHER | | IP | WLS | BF | H | R | ER | SO | BB | IBB | HBP | BLK | WP | HR | S | P | ERA | WHIP |
|---|---|---|---|---|---|---|---|---|---|---|---|---|---|---|---|---|---|---|
| 49 Ross Ohlendorf, R<br>ERA: 3.0 | (1, 1) | 7.0 | W | 23 | 2 | 0 | 0 | 5 | 1 | 0 | 0 | 0 | 0 | 0 | 53 | 91 | 0.00 | 0.429 |
| 30 Tyler Yates, R<br>ERA: 6.75 | (8, 1) | 1.0 | | 3 | 0 | 0 | 0 | 1 | 0 | 0 | 0 | 0 | 0 | 0 | 9 | 13 | 0.00 | 0.000 |
| 43 Jesse Chavez, R<br>ERA: 1.5 | (9, 1) | 1.0 | | 3 | 0 | 0 | 0 | 0 | 0 | 0 | 0 | 0 | 0 | 0 | 7 | 8 | 0.00 | 0.000 |

| PITCHER | IP | WLS | BF | H | R | ER | SO | BB | IBB | HBP | BLK | WP | HR | S | P | ERA | WHIP |
|---|---|---|---|---|---|---|---|---|---|---|---|---|---|---|---|---|---|

# TOP

## Florida Marlins @ Pittsburgh Pirates

PNC Park, Pittsburgh, PA

Mon Apr 20 2009, 7:05 PM EDT

Att. 8,790 - Cloudy - 53 F

livebaseballscorecards.com

| | |
|---|---|
| AB | 28 |
| R | 0 |
| H | 2 |
| RBI | 0 |
| BB | 1 |
| SO | 6 |
| LOB | 10 |

# Marlins @ Pittsburgh Pirates

PNC Park, Pittsburgh, PA

Mon Apr 20 2009, 7:05 PM EDT

Att. 8,790 - Cloudy - 53 F

BOTTOM

livebaseballscorecards.com

| Batter | 1 | 2 | 3 | 4 | 5 | 6 | 7 | 8 | 9 | AB | R | H | RBI | BB | SO | LOB |
|---|---|---|---|---|---|---|---|---|---|---|---|---|---|---|---|---|
| 3 Nyjer Morgan, L (1, 7)<br>OBP: 0.377, SLG: 0.439 | B CH 85<br>B FF 86<br>B FF 87<br>B FF 87<br>4-0<br>12 S<br>13 1B<br>BB | | B CH 83<br>C CH 85<br>B SL 74<br>F CH 85<br>F FF 89<br>X FF 90<br>2-2 ①<br>G5-3 | | C CH 83<br>X CH 85<br>0-1 ①<br>B1-3 | C FF 92<br>X FF 93<br>0-1<br>12 WP<br>12 BLK<br>13 HR<br>2-3<br>1B | X FF 92<br>0-0 ③<br>F7 | | | 4 | 2 | 1 | 0 | 1 | 0 | 1 |
| 12 Freddy Sanchez, R (1, 4)<br>OBP: 0.362, SLG: 0.589 | B FF 89<br>X FF 90<br>1-0 ①<br>B1<br>1-2 | | S CH 80<br>B SI 86<br>B CH 82<br>X FF 90<br>2-1<br>13 FC6-4<br>1B | | X CH 78<br>0-0 ②<br>G6-3 | B FF 92<br>B CU 79<br>B FF 93<br>C FF 92<br>B FF 91<br>4-1<br>13 HR<br>1-3<br>3-H<br>BB | | F SI 86<br>C CH 76<br>F CH 78<br>F SI 91<br>B SI 91<br>S FF 90<br>1-3 ①<br>K | | 4 | 1 | 1 | 0 | 1 | 1 | 1 |
| 13 Nate McLouth, L (1, 8)<br>OBP: 0.404, SLG: 0.532 | B FF 87<br>B CH 82<br>B FF 90<br>C FF 90<br>C FF 91<br>X FF 92<br>3-2<br>18 S<br>18 WP<br>2-H<br>1B | | L FF 88<br>1 SAFE<br>D FF 92<br>B FF 89<br>X FF 88<br>2-1 ②<br>FC6-4<br>1-2f | | B CH 80<br>B FF 88<br>B CH 81<br>B CH 85<br>4-0<br>18 BB<br>25 1B<br>BB | X FF 92<br>0-0<br>1-H<br>3-H<br>HR | | C SL 81<br>B SL 85<br>X SI 90<br>1-1 ②<br>G4-3 | | 4 | 2 | 2 | 4 | 1 | 0 | 1 |
| 18 Craig Monroe, R (1, 9)<br>OBP: 0.333, SLG: 0.625 | 1 SAFE<br>1 SAFE<br>B FF 92<br>B CH 83<br>S CH 83<br>B SI 90<br>X CH 84<br>3-1 ②<br>G4-3<br>1-3 | | 1 SAFE<br>B FF 92<br>X FF 88<br>1-0 ③<br>G6-3 | | 1 SAFE<br>B FF 92<br>C FF 87<br>D CH 80<br>1 SAFE<br>B FF 88<br>F CH 85<br>D CH 82<br>4-2<br>25 1B<br>25 1B<br>1-2<br>BB | S CU 79<br>S CU 77<br>X FF 92<br>0-2<br>25 BB<br>1B | | B FF 89<br>X SI 91<br>1-0 ③<br>F9 | | 4 | 1 | 1 | 0 | 1 | 0 | 2 |
| 25 Adam LaRoche, L (1, 3)<br>OBP: 0.314, SLG: 0.532 | B FF 93<br>B FF 90<br>F FF 89<br>X FF 90<br>2-1 ③<br>G4-3 | | | B CH 82<br>B SL 71<br>X CH 85<br>2-0<br>15 F9<br>35 WP<br>2B | S FF 89<br>B FF 89<br>B FF 89<br>B FF 88<br>F FF 88<br>X FF 89<br>3-2<br>15 1B<br>1-H<br>2-H<br>1B | C FF 92<br>B FF 93<br>B SL 89<br>S FF 94<br>D CU 80<br>B FF 93<br>4-2<br>15 G5-4-3<br>1-2<br>BB | | | | 3 | 1 | 2 | 2 | 1 | 0 | 1 |
| 15 Andy LaRoche, R (1, 5)<br>OBP: 0.250, SLG: 0.265 | | B CH 81<br>C FF 86<br>B CH 82<br>B CH 80<br>C FF 89<br>F FF 89<br>C CH 84<br>3-3 ①<br>K | | X FF 86<br>0-0 ①<br>F9<br>2-3 | F FF 92<br>F FF 92<br>X FF 92<br>0-2<br>1-3<br>1B | X FF 92<br>0-0 ②<br>③<br>G5-4-3<br>1-2f | | | | 4 | 0 | 1 | 0 | 0 | 1 | 3 |
| 2 Jack Wilson, R (1, 6)<br>OBP: 0.385, SLG: 0.400 | | C FF 88<br>B FF 91<br>B FF 88<br>B CH 82<br>F FF 90<br>X FF 90<br>3-2 ②<br>G4-3 | | B FF 92<br>B SI 90<br>F CH 82<br>B FF 92<br>B SI 87<br>4-1<br>35 S<br>35 WP<br>BB | B FF 91<br>B FF 91<br>X FF 93<br>2-0 ③<br>P3 | | F FF 92<br>B CU 80<br>B CU 79<br>X FF 92<br>2-1<br>16 G4-3<br>2B | | | 3 | 0 | 1 | 0 | 1 | 0 | 2 |
| 35 Jason Jaramillo, S (1, 2)<br>OBP: 0.375, SLG: 0.375 | | B FF 89<br>C FF 88<br>B CH 83<br>F FF 90<br>B FF 94<br>X FF 92<br>3-2<br>49 FC6<br>1B | | B SI 88<br>B FF 89<br>F FF 90<br>B FF 89<br>X FF 88<br>3-1 ②<br>G5-3<br>1-3<br>3-H | | B FF 91<br>X FF 92<br>1-0<br>3 1B<br>49 SH1-3<br>12 BLK<br>1B | X FF 93<br>0-0 ①<br>F8 | | | 4 | 1 | 2 | 0 | 0 | 0 | 2 |
| 49 Ross Ohlendorf, R (1, 1)<br>16 Eric Hinske, L (7, PH)<br>OBP: 0.313, SLG: 0.467<br>30 Tyler Yates, R (8, 1)<br>43 Jesse Chavez, R (9, 1) | | C FF 86<br>B FF 87<br>S FF 87<br>F FF 91<br>B FF 92<br>F FF 90<br>X FF 91<br>2-2 ③<br>FC6<br>1-2f | | F FF 88<br>C FF 88<br>F FF 92<br>X FF 91<br>0-2 ③<br>G6-3 | | X FF 92<br>0-0 ①<br>SH1-3<br>1-2 | B FF 93<br>B FF 93<br>X FF 92<br>2-0 ②<br>G4-3<br>2-3 | | | 2<br>1<br>0<br>0 | 0<br>0<br>0<br>0 | 0<br>0<br>0<br>0 | 0<br>0<br>0<br>0 | 0<br>0<br>0<br>0 | 0<br>0<br>0<br>0 | 2<br>1<br>0<br>0 |
| Inning Stats | R: 1<br>E: 0<br>K: 0<br>S: 8<br>H: 1<br>LOB: 1<br>BB: 1<br>P: 21 | R: 0<br>E: 0<br>K: 1<br>S: 15<br>H: 1<br>LOB: 1<br>BB: 0<br>P: 26 | R: 0<br>E: 0<br>K: 0<br>S: 9<br>H: 1<br>LOB: 1<br>BB: 0<br>P: 16 | R: 1<br>E: 0<br>K: 0<br>S: 9<br>H: 1<br>LOB: 1<br>BB: 1<br>P: 18 | R: 2<br>E: 0<br>K: 0<br>S: 12<br>H: 2<br>LOB: 2<br>BB: 2<br>P: 25 | R: 4<br>E: 0<br>K: 0<br>S: 12<br>H: 4<br>LOB: 1<br>BB: 2<br>P: 21 | R: 0<br>E: 0<br>K: 0<br>S: 5<br>H: 1<br>LOB: 1<br>BB: 0<br>P: 9 | R: 0<br>E: 0<br>K: 1<br>S: 8<br>H: 0<br>LOB: 0<br>BB: 0<br>P: 11 | | 1B: 8<br>2B: 2<br>3B: 0<br>HR: 1<br>SF: 0<br>SAC: 1<br>DP: 1<br>HBP: 0 | | | | | | |

| | AB | 33 |
|---|---|---|
| | R | 8 |
| | H | 11 |
| | RBI | 6 |
| | BB | 6 |
| | SO | 2 |
| | LOB | 16 |

WP: 3 PA: 40
PB: 0
SB: 3
CS: 0

| PITCHER | | IP | WLS | BF | H | R | ER | SO | BB | IBB | HBP | BLK | WP | HR | S | P | ERA | WHIP |
|---|---|---|---|---|---|---|---|---|---|---|---|---|---|---|---|---|---|---|
| 23 Andrew Miller, L<br>ERA: 6.94 | (1, 1) | 4.2 | L | 23 | 5 | 4 | 4 | 1 | 4 | 0 | 0 | 0 | 2 | 0 | 49 | 100 | 7.71 | 1.929 |
| 20 Logan Kensing, R<br>ERA: 8.53 | (5, 1) | 2.1 | | 14 | 6 | 4 | 4 | 0 | 2 | 0 | 0 | 1 | 1 | 1 | 21 | 36 | 15.43 | 3.429 |
| 53 Dan Meyer, L<br>ERA: 2.84 | (8, 1) | 1.0 | | 3 | 0 | 0 | 0 | 1 | 0 | 0 | 0 | 0 | 0 | 0 | 8 | 11 | 0.00 | 0.000 |

| PITCHER | IP | WLS | BF | H | R | ER | SO | BB | IBB | HBP | BLK | WP | HR | S | P | ERA | WHIP |
|---|---|---|---|---|---|---|---|---|---|---|---|---|---|---|---|---|---|

# Florida Marlins @ Pittsburgh Pirates

PNC Park, Pittsburgh, PA

Tue Apr 21 2009, 7:05 PM EDT

Att. 9,917 - Drizzle - 51 F

livebaseballscorecards.com

| Batter | 1 | 2 | 3 | 4 | 5 | 6 | 7 | 8 | 9 | AB | R | H | RBI | BB | SO | LOB |
|---|---|---|---|---|---|---|---|---|---|---|---|---|---|---|---|---|
| 1 Emilio Bonifácio, S (1, 5)<br>OBP: 0.333, SLG: 0.410 | B FF 91<br>C FF 90<br>S CH 80<br>F CH 80<br>F FF 91<br>B FF 91<br>X CU 74<br>2-2 ① G4-3 | | B FF 89<br>B CH 76<br>B FF 89<br>C FF 87<br>C FF 88<br>X FF 87<br>3-2 ② G4-3 | | F SI 88<br>F FF 88<br>F FF 88<br>F CH 78<br>B FF 88<br>F FF 89<br>1 SAFE<br>S CU 70<br>1-3 ②③ K2-6<br>1-2f | | | C FF 89<br>S CH 81<br>B CH 82<br>B CH 82<br>F CH 82<br>F FF 90<br>B FF 90<br>X FF 88<br>3-2 29 BB 1B | | 4 | 0 | 1 | 0 | 0 | 1 | 1 |
| 21 John Baker, L (1, 2)<br>OBP: 0.400, SLG: 0.487<br>29 Ronny Paulino, R (8, PH)<br>OBP: 0.474, SLG: 0.733<br>(8, 2) | B SI 90<br>X FF 88<br>1-0 7 1B 1B | | B FF 90<br>C FF 89<br>B CH 78<br>B FF 89<br>B FF 88<br>4-1 2 2B BB | | | B<br>B<br>F<br>B<br>X<br>3-1 ① F8 | | 1 SAFE<br>F FF 88<br>B CH 81<br>1 SAFE<br>B CH 81<br>1 SAFE<br>B FF 88<br>B CH 82<br>4-1 1-2 BB | | 2<br>0 | 1<br>0 | 1<br>0 | 0<br>0 | 1<br>1 | 0<br>0 | 0<br>0 |
| 2 Hanley Ramirez, R (1, 6)<br>OBP: 0.313, SLG: 0.424 | X SL 79<br>0-0 ② F7 | | C FF 89<br>F FF 91<br>X SL 79<br>0-2 1-H 2B | | | X<br>0-0 ② F7 | | C CH 82<br>F CH 82<br>B FF 90<br>B CH 82<br>F CH 82<br>B CH 83<br>X CH 82<br>3-2 ② P4 | | 4 | 0 | 1 | 1 | 0 | 0 | 3 |
| 7 Ross Gload, L (1, 3)<br>OBP: 0.480, SLG: 0.412 | B CU 53<br>D<br>X CH 78<br>2-0 1-2 1B | | B CH 78<br>C CH 76<br>B FF 89<br>D CH 77<br>X CH 76<br>3-1 ③ L9 | | | C SL 79<br>B<br>B<br>X<br>2-1 ③ F7 | | B CH 84<br>B SL 83<br>B FF 89<br>C FF 88<br>F FF 88<br>F FF 92<br>S CH 82<br>3-3 ③ K | | 4 | 0 | 1 | 0 | 0 | 1 | 3 |
| 6 Dan Uggla, R (1, 4)<br>OBP: 0.317, SLG: 0.385 | B SL 79<br>C SL 79<br>B SL 80<br>B SL 79<br>S SL 80<br>X SL 79<br>3-2 ③ G5-3 | | | B SI 88<br>F SI 88<br>X CU 70<br>1-1 ① G5-3 | | | X SL 89<br>0-0 ① F7 | | C SL 82<br>B SL 83<br>B FF 93<br>B FF 92<br>C FF 93<br>F FF 94<br>X FF 93<br>3-2 ① G6-3 | 4 | 0 | 0 | 0 | 0 | 0 | 2 |
| 27 Jeremy Hermida, L (1, 7)<br>OBP: 0.431, SLG: 0.543 | | X FF 89<br>0-0 ① P5 | | C FF 89<br>F CH 77<br>B FF 89<br>X CH 79<br>1-2 ② F9 | | | B FF 95<br>B FF 96<br>B FF 95<br>C FF 95<br>B FF 96<br>4-1 12 G6-3 BB | | C FF 92<br>B CH 87<br>X CH 87<br>1-1 12 G5-4-3 1B | 3 | 0 | 1 | 0 | 1 | 0 | 0 |
| 12 Cody Ross, R (1, 9)<br>OBP: 0.259, SLG: 0.440 | | C FF 89<br>B SI 90<br>F SL 78<br>F SL 80<br>X SL 79<br>1-2 ② F7 | | B SL 78<br>F FF 89<br>F SL 80<br>B CU 71<br>X SL 77<br>2-2 ③ G6-3 | | | B FF 96<br>C SL 89<br>S SL 88<br>D FF 95<br>X SL 86<br>2-2 ②③ G6-3 1-2f | | X FF 92<br>0-0 ②③ G5-4-3 1-2f | 4 | 0 | 0 | 0 | 0 | 0 | 2 |
| 24 Cameron Maybin, R (1, 8)<br>OBP: 0.302, SLG: 0.316 | | C FF 90<br>S SL 80<br>F SL 77<br>C FF 91<br>0-3 ③ K | | | B FF 89<br>B FF 87<br>C FF 87<br>B SL 77<br>B FF 86<br>4-1 1 K2-6 BB | | | B FF 95<br>X FF 95<br>1-0 HR | | 2 | 1 | 1 | 1 | 1 | 1 | 0 |
| 19 Aníbal Sánchez, R (1, 1)<br>4 Alfredo Amezaga, S (8, PH)<br>OBP: 0.250, SLG: 0.300<br>37 Renyel Pinto, L (8, 1)<br>40 Kiko Calero, R (8, 1) | | | C FF 86<br>X FF 88<br>0-1 ① F9 | | 1 SAFE<br>L FF 86<br>L FF 86<br>M SL 78<br>0-3 ① K | | | X FF 88<br>0-0 ① P2 | | 2<br>1<br>0<br>0 | 0<br>0<br>0<br>0 | 0<br>0<br>0<br>0 | 0<br>0<br>0<br>0 | 1<br>0<br>0<br>0 | 1<br>0<br>0<br>0 | 1<br>0<br>0<br>0 |

| Inning Stats | 1 | 2 | 3 | 4 | 5 | 6 | 7 | 8 | 9 |
|---|---|---|---|---|---|---|---|---|---|
| | R: 0<br>E: 0<br>K: 0<br>S: 11 | R: 0<br>E: 0<br>K: 1<br>S: 9 | R: 1<br>E: 0<br>K: 0<br>S: 11 | R: 0<br>E: 0<br>K: 0<br>S: 8 | R: 0<br>E: 0<br>K: 2<br>S: 10 | R: 0<br>E: 0<br>K: 0<br>S: 5 | R: 0<br>E: 0<br>K: 0<br>S: 5 | R: 1<br>E: 0<br>K: 1<br>S: 16 | R: 0<br>E: 0<br>K: 0<br>S: 7 |
| | H: 2<br>LOB: 2<br>BB: 0<br>P: 19 | H: 0<br>LOB: 0<br>BB: 0<br>P: 10 | H: 1<br>LOB: 1<br>BB: 1<br>P: 21 | H: 0<br>LOB: 0<br>BB: 0<br>P: 12 | H: 0<br>LOB: 1<br>BB: 1<br>P: 15 | H: 0<br>LOB: 0<br>BB: 0<br>P: 10 | H: 0<br>LOB: 0<br>BB: 1<br>P: 11 | H: 2<br>LOB: 2<br>BB: 1<br>P: 30 | H: 1<br>LOB: 0<br>BB: 0<br>P: 11 |

| | AB | 30 |
|---|---|---|
| | R | 2 |
| | H | 6 |
| | RBI | 2 |
| | BB | 4 |
| | SO | 4 |
| | LOB | 12 |

1B: 4 SF: 0 WP: 0 PA: 34
2B: 2 SAC: 0 PB: 0
3B: 0 DP: 3 SB: 0
HR: 1 HBP: 0 CS: 0

| PITCHER | | IP | WLS | BF | H | R | ER | SO | BB | IBB | HBP | BLK | WP | HR | S | P | ERA | WHIP |
|---|---|---|---|---|---|---|---|---|---|---|---|---|---|---|---|---|---|---|
| 27 Jeff Karstens, R<br>ERA: 3.6 | (1, 1) | 6.0 | W | 22 | 3 | 1 | 1 | 3 | 2 | 0 | 0 | 0 | 0 | 0 | 54 | 87 | 1.50 | 0.833 |
| 30 Tyler Yates, R<br>ERA: 7.2 | (7, 1) | 1.0 | H | 4 | 1 | 1 | 1 | 0 | 1 | 0 | 0 | 0 | 0 | 1 | 6 | 13 | 9.00 | 2.000 |
| 34 John Grabow, L<br>ERA: | (8, 1) | 1.0 | H | 5 | 1 | 0 | 0 | 1 | 1 | 0 | 0 | 0 | 0 | 0 | 15 | 28 | 0.00 | 2.000 |
| 55 Matt Capps, R<br>ERA: | (9, 1) | 1.0 | S | 3 | 1 | 0 | 0 | 0 | 0 | 0 | 0 | 0 | 0 | 0 | 7 | 11 | 0.00 | 1.000 |

| PITCHER | IP | WLS | BF | H | R | ER | SO | BB | IBB | HBP | BLK | WP | HR | S | P | ERA | WHIP |
|---|---|---|---|---|---|---|---|---|---|---|---|---|---|---|---|---|---|

# BOTTOM

## Florida Marlins @ Pittsburgh Pirates

PNC Park, Pittsburgh, PA

Tue Apr 21 2009, 7:05 PM EDT

Att. 9,917 - Drizzle - 51 F

| Batter | 1 | 2 | 3 | 4 | 5 | 6 | 7 | 8 | 9 | AB | R | H | RBI | BB | SO | LOB |
|---|---|---|---|---|---|---|---|---|---|---|---|---|---|---|---|---|
| 3 Nyjer Morgan, L (1, 7)<br>OBP: 0.369, SLG: 0.426 | B FF 88<br>C FF 88<br>B CU 72<br>X FF 88<br>2-1<br>13 F8 12 1B 25 1B 1B | D CU 77<br>C SL 85<br>B FC 93<br>D SI 94<br>F FS 85<br>X SI 93<br>3-2 ③<br>G4-3 | | | C SL 83<br>C CU 76<br>C FF 93<br>0-3 ②<br>K | | X CU 73<br>0-0 ①<br>B5-3 | | | 4 | 1 | 1 | 0 | 0 | 1 | 1 |
| 12 Freddy Sanchez, R (1, 4)<br>OBP: 0.387, SLG: 0.667 | B FF 89<br>1 SAFE<br>X FF 90<br>1-0<br>25 1B<br>1-2<br>1B | | C SL 83<br>X FF 91<br>0-1<br>HR | | B FS 84<br>S FS 84<br>S FC 92<br>B FF 88<br>F FC 93<br>X FC 91<br>2-2<br>2B | | B CU 74<br>B FC 90<br>S FS 82<br>T SL 82<br>F FC 90<br>B FS 84<br>S SL 82<br>3-3 ②<br>K | | | 4 | 1 | 3 | 1 | 0 | 1 | 0 |
| 13 Nate McLouth, L (1, 8)<br>OBP: 0.377, SLG: 0.490 | C CU 75<br>B SI 93<br>X FF 91<br>1-1 ①<br>F8<br>2-3 | | B FS 86<br>B SI 93<br>X FS 85<br>2-0 ①<br>F8 | | C CU 76<br>B FC 93<br>F CU 77<br>S FF 94<br>1-3 ③<br>K | | C FC 92<br>X CU 76<br>0-1 ③<br>F7 | | | 4 | 0 | 0 | 0 | 0 | 1 | 3 |
| 25 Adam LaRoche, L (1, 3)<br>OBP: 0.309, SLG: 0.510 | 1 SAFE<br>F FF 91<br>X SI 92<br>0-1<br>44 G1-6-3<br>1-2<br>3-H<br>1B | | B FF 92<br>C SL 84<br>F SL 84<br>X SI 94<br>1-2 ②<br>F8 | | | C<br>F SL 79<br>B FS 77<br>C FF 88<br>1-3 ①<br>K | | X SI 90<br>0-0 ①<br>P5 | | 4 | 0 | 1 | 1 | 0 | 1 | 0 |
| 44 Brandon Moss, L (1, 9)<br>OBP: 0.275, SLG: 0.342 | C CU 77<br>B SL 82<br>X FF 92<br>1-1 ②<br>G1-6-3 ③<br>1-2f | | X SI 93<br>0-0 ③<br>G6-3 | | | C<br>S CU 77<br>B SL 82<br>B FC 92<br>F<br>X<br>2-2 ②<br>G4-3 | | B SI 91<br>C SI 90<br>B CH 79<br>F SI 91<br>S CH 82<br>2-3 ②<br>K | | 4 | 0 | 0 | 0 | 0 | 1 | 2 |
| 15 Andy LaRoche, R (1, 5)<br>OBP: 0.275, SLG: 0.297 | | C SL 82<br>X SL 81<br>0-1<br>2 G5-3 35 2B 2B | F FF 90<br>B FS 84<br>X FC 91<br>1-1 ①<br>G6-3 | | | B FC 92<br>B FS 85<br>B FC 90<br>B FF 90<br>4-0<br>2 E BB | | C SL 78<br>B SL 79<br>C FF 88<br>F SL 79<br>B SL 80<br>S FF 89<br>2-3 ③<br>K | | 3 | 1 | 1 | 0 | 1 | 1 | 0 |
| 2 Jack Wilson, R (1, 6)<br>OBP: 0.357, SLG: 0.368 | | C SI 91<br>F SL 84<br>X FS 86<br>0-2 ①<br>G5-3<br>2-3 | X FF 94<br>0-0 ②<br>L4 | | | X FS 76<br>0-0<br>E1<br>1-3 | | | | 3 | 0 | 0 | 0 | 0 | 0 | 2 |
| 35 Jason Jaramillo, S (1, 2)<br>OBP: 0.455, SLG: 0.500 | | C CU 76<br>B FF 93<br>X SL 85<br>1-1<br>3-H<br>2B | B SI 93<br>C SL 84<br>F CU 77<br>B FC 94<br>F SL 84<br>S FF 93<br>2-3 ③<br>K | | | I IN 76<br>I<br>I<br>I<br>4-0<br>IBB | | | | 2 | 0 | 1 | 1 | 1 | 1 | 0 |
| 27 Jeff Karstens, R (1, 1)<br>16 Eric Hinske, L (6, PH)<br>OBP: 0.294, SLG: 0.438<br>30 Tyler Yates, R (7, 1)<br>34 John Grabow, L (8, 1)<br>55 Matt Capps, R (9, 1) | | B FC 92<br>L SI 91<br>C SI 93<br>S SI 93<br>1-3 ②<br>K | | | C FC 90<br>B FF 90<br>B FC 91<br>X FF 90<br>2-1 ①<br>G4-3 | C FF 92<br>X FC 93<br>0-1 ③<br>G3 | | | | 2<br>1<br>0<br>0<br>0 | 0<br>0<br>0<br>0<br>0 | 0<br>0<br>0<br>0<br>0 | 0<br>0<br>0<br>0<br>0 | 0<br>0<br>0<br>0<br>0 | 1<br>0<br>0<br>0<br>0 | 1<br>3<br>0<br>0<br>0 |
| Inning Stats | R: 1<br>E: 0<br>K: 0<br>S: 9<br>H: 3<br>LOB: 1<br>BB: 0<br>P: 14 | R: 1<br>E: 0<br>K: 1<br>S: 14<br>H: 2<br>LOB: 1<br>BB: 0<br>P: 19 | R: 1<br>E: 0<br>K: 0<br>S: 7<br>H: 1<br>LOB: 0<br>BB: 0<br>P: 10 | R: 0<br>E: 0<br>K: 1<br>S: 7<br>H: 0<br>LOB: 0<br>BB: 0<br>P: 10 | R: 0<br>E: 0<br>K: 2<br>S: 12<br>H: 1<br>LOB: 1<br>BB: 0<br>P: 17 | R: 0<br>E: 1<br>K: 1<br>S: 10<br>H: 0<br>LOB: 3<br>BB: 2<br>P: 21 | R: 0<br>E: 0<br>K: 1<br>S: 7<br>H: 0<br>LOB: 0<br>BB: 0<br>P: 10 | R: 0<br>E: 0<br>K: 2<br>S: 8<br>H: 0<br>LOB: 0<br>BB: 0<br>P: 12 | | 1B: 3<br>2B: 3<br>3B: 0<br>HR: 1<br>SF: 0<br>SAC: 0<br>DP: 1<br>HBP: 0 | | | | | WP: 0<br>PB: 0<br>SB: 0<br>CS: 0<br>PA: 33 | |

livebaseballscorecards.com

| | |
|---|---|
| AB | 31 |
| R | 3 |
| H | 7 |
| RBI | 3 |
| BB | 2 |
| SO | 8 |
| LOB | 12 |

| PITCHER | | IP | WLS | BF | H | R | ER | SO | BB | IBB | HBP | BLK | WP | HR | S | P | ERA | WHIP |
|---|---|---|---|---|---|---|---|---|---|---|---|---|---|---|---|---|---|---|
| 19 Aníbal Sánchez, R<br>ERA: 2.5 | (1, 1) | 7.0 | L | 30 | 7 | 3 | 3 | 6 | 1 | 1 | 0 | 0 | 0 | 1 | 66 | 101 | 3.86 | 1.143 |
| 37 Renyel Pinto, L<br>ERA: 1.59 | (8, 1) | 0.2 | | 2 | 0 | 0 | 0 | 1 | 0 | 0 | 0 | 0 | 0 | 0 | 4 | 6 | 0.00 | 0.000 |
| 40 Kiko Calero, R<br>ERA: 1.29 | (8, 1) | 0.1 | | 1 | 0 | 0 | 0 | 1 | 0 | 0 | 0 | 0 | 0 | 0 | 4 | 6 | 0.00 | 0.000 |

| PITCHER | IP | WLS | BF | H | R | ER | SO | BB | IBB | HBP | BLK | WP | HR | S | P | ERA | WHIP |
|---|---|---|---|---|---|---|---|---|---|---|---|---|---|---|---|---|---|

# Florida Marlins @ Pittsburgh Pirates

PNC Park, Pittsburgh, PA

Wed Apr 22 2009, 12:35 PM EDT

Att. 10,655 - Cloudy - 42 F

TOP

livebaseballscorecards.com

| Batter | 1 | 2 | 3 | 4 | 5 | 6 | 7 | 8 | 9 | AB | R | H | RBI | BB | SO | LOB |
|---|---|---|---|---|---|---|---|---|---|---|---|---|---|---|---|---|
| 1 Emilio Bonifácio, S (1, 5)<br>OBP: 0.324, SLG: 0.394 | M SI 88<br>B SI 88<br>X CH 83<br>1-1 ① G6-3 | | | B SI 87<br>B SI 87<br>C FF 88<br>B SI 88<br>F SI 87<br>X FF 89<br>3-2 2 S 27 1B 2 FC1-4-2-5-1 1B | B CU 74<br>C CU 73<br>F CU 74<br>D CU 77<br>D FF 90<br>F CH 85<br>F SL 84<br>F FF 90<br>F CH 84<br>3-2 ③ X FF 90 L7 | | B FF 96<br>S FF 96<br>F CH 87<br>F FF 96<br>X CH 88<br>1-2 ② F9 | | C FF 93<br>B FF 93<br>X FF 93<br>1-1 ③ F8 | 5 | 0 | 1 | 0 | 0 | 0 | 2 |
| 27 Jeremy Hermida, L (1, 7)<br>OBP: 0.435, SLG: 0.531 | C FF 89<br>C SL 83<br>F SI 89<br>F SI 89<br>S SL 81<br>0-3 ② K | | | C SL 80<br>1 SAFE<br>X SI 89<br>0-1 2 FC1-4-2-5-1<br>1-2 1B | | C FF 87<br>B SL 80<br>F SL 81<br>B SL 81<br>B SI 88<br>B FF 90<br>4-2 18 F9 2 1B 29 1B BB | C SI 89<br>B SL 78<br>B SL 79<br>X SI 89<br>2-1 ③ G1-3 | | | 3 | 1 | 1 | 0 | 1 | 1 | 0 |
| 2 Hanley Ramirez, R (1, 6)<br>OBP: 0.324, SLG: 0.429 | B CH 85<br>X SI 89<br>1-0 ③ G4-3 | | | C CU 74<br>B SI 89<br>F CU 75<br>B CU 76<br>B SI 90<br>F FF 90<br>X SL 84<br>3-2 ① ② FC1-4-2-5-1 18 S 18 2B<br>1-2<br>2-H | | X CH 84<br>0-0 29 1B 12 2B<br>1-2 1B | | F FF 89<br>B FF 90<br>X CH 81<br>1-1 1B | | 4 | 2 | 2 | 0 | 0 | 0 | 2 |
| 18 Wes Helms, R (1, 3)<br>OBP: 0.294, SLG: 0.412 | | C SI 86<br>X CH 82<br>0-1 ① G1-3 | | B SI 85<br>D FF 90<br>F SI 90<br>S SI 90<br>X FF 90<br>2-2<br>2-H 2B | | X SI 90<br>0-0 ① F9<br>2-3 | | F FF 89<br>C CH 82<br>S CH 82<br>0-3 ① K | | 4 | 0 | 1 | 1 | 0 | 1 | 3 |
| 6 Dan Uggla, R (1, 4)<br>OBP: 0.297, SLG: 0.357 | | X SI 88<br>0-0 ② G1-3 | | C CU 72<br>C SI 88<br>B FF 90<br>X CU 75<br>1-2 ③ G5-3 | | 1 SAFE<br>C CH 84<br>F CU 75<br>1 SAFE<br>B SI 89<br>B SI 90<br>F CU 77<br>S SL 83<br>2-3 ② K | | D FF 90<br>S CH 82<br>B CH 82<br>F FF 91<br>S CH 83<br>2-3 ② K | | 4 | 0 | 0 | 0 | 0 | 2 | 4 |
| 29 Ronny Paulino, R (1, 2)<br>OBP: 0.435, SLG: 0.632 | | B FF 89<br>X SI 88<br>1-0 ③ F9 | | | X CU 72<br>0-0 ① F7 | F SI 87<br>B FF 90<br>T FF 90<br>X FF 90<br>1-2 12 2B<br>1-3<br>3-H 1B | | C FF 91<br>C FF 91<br>F SL 85<br>S SL 85<br>0-3 ③ K | | 4 | 0 | 1 | 1 | 0 | 1 | 1 |
| 12 Cody Ross, R (1, 9)<br>OBP: 0.276, SLG: 0.463 | | | B SI 87<br>B CH 82<br>F SI 88<br>B SI 89<br>X SI 86<br>3-1 ① F9 | | B SI 87<br>C CH 83<br>C CU 74<br>B SI 88<br>F SL 81<br>X SI 89<br>2-2 ② G6-3 | B SI 86<br>X CH 85<br>1-0<br>1-3<br>3-H 2B | | | B SI 92<br>C FF 91<br>C SI 90<br>B SL 82<br>B SI 92<br>F FF 92<br>X FF 92<br>3-2 1B | 4 | 0 | 2 | 1 | 0 | 0 | 0 |
| 24 Cameron Maybin, R (1, 8)<br>OBP: 0.298, SLG: 0.333 | | | L SI 89<br>B CH 85<br>T CH 84<br>B CU 76<br>B FF 90<br>S SI 89<br>3-3 ② K | | X FF 90<br>0-0 47 1B 2B | B CU 74<br>X CU 76<br>1-0 ③ F8 | | | C SL 83<br>C SL 82<br>S SL 82<br>0-3 ① K | 4 | 1 | 1 | 0 | 0 | 2 | 3 |
| 47 Ricky Nolasco, R (1, 1)<br>OBP: 0.167, SLG: 0.167<br>4 Alfredo Amezaga, S (7, PH)<br>OBP: 0.238, SLG: 0.286<br>53 Dan Meyer, R (7, 1)<br>40 Kiko Calero, R (7, 1)<br>48 Hayden Penn, R (8, 1)<br>7 Ross Gload, L (9, PH)<br>OBP: 0.462, SLG: 0.389 | | | B SI 90<br>C SI 87<br>B SI 91<br>B SI 88<br>C FF 89<br>S FF 91<br>3-3 ③ K | | X SI 89<br>0-0<br>2-H 1B | | B FF 97<br>B FF 96<br>C FF 95<br>F FF 95<br>X FF 96<br>2-2 ① P5 | | C FF 92<br>F CH 86<br>D CH 87<br>X FF 93<br>1-2 ② F8 | 2<br>1<br>0<br>0<br>0<br>1 | 0<br>0<br>0<br>0<br>0<br>0 | 1<br>0<br>0<br>0<br>0<br>0 | 1<br>0<br>0<br>0<br>0<br>0 | 0<br>0<br>0<br>0<br>0<br>0 | 1<br>0<br>0<br>0<br>0<br>0 | 0<br>0<br>0<br>0<br>0<br>1 |

| Inning Stats | | | | | | | | | | | | | | | | | | | | | | | |
|---|---|---|---|---|---|---|---|---|---|---|---|---|---|---|---|---|---|---|---|---|---|---|---|
| | R: 0 | H: 0 | | R: 0 | H: 0 | | R: 0 | H: 0 | | R: 1 | H: 3 | | R: 1 | H: 2 | | R: 2 | H: 3 | | R: 0 | H: 0 | | R: 0 | H: 1 | | R: 0 | H: 1 | | 1B: 7 | SF: 0 | | WP: 0 | PA: 37 |
| | E: 0 | LOB: 0 | | E: 0 | LOB: 0 | | E: 0 | LOB: 1 | | E: 0 | LOB: 2 | | E: 0 | LOB: 1 | | E: 0 | LOB: 2 | | E: 0 | LOB: 0 | | E: 0 | LOB: 1 | | E: 0 | LOB: 1 | | 2B: 4 | SAC: 0 | | PB: 0 | |
| | K: 1 | BB: 0 | | K: 0 | BB: 0 | | K: 2 | BB: 0 | | K: 0 | BB: 1 | | K: 0 | BB: 0 | | K: 1 | BB: 1 | | K: 0 | BB: 0 | | K: 3 | BB: 0 | | K: 1 | BB: 0 | | 3B: 0 | DP: 1 | | SB: 2 | |
| | S: 8 | P: 10 | | S: 4 | P: 5 | | S: 8 | P: 17 | | S: 15 | P: 24 | | S: 14 | P: 19 | | S: 14 | P: 23 | | S: 9 | P: 14 | | S: 12 | P: 15 | | S: 12 | P: 17 | | HR: 0 | HBP: 0 | | CS: 0 | |

| PITCHER | | IP | WLS | BF | H | R | ER | SO | BB | IBB | HBP | BLK | WP | HR | S | P | ERA | WHIP |
|---|---|---|---|---|---|---|---|---|---|---|---|---|---|---|---|---|---|---|
| 28 Paul Maholm, L<br>ERA: 2.03 | (1, 1) | 6.0 | W | 26 | 8 | 4 | 4 | 4 | 1 | 0 | 0 | 0 | 0 | 0 | 63 | 98 | 6.00 | 1.500 |
| 43 Jesse Chavez, R<br>ERA: 1.35 | (7, 1) | 0.2 | H | 2 | 0 | 0 | 0 | 0 | 0 | 0 | 0 | 0 | 0 | 0 | 7 | 10 | 0.00 | 0.000 |
| 17 Sean Burnett, L<br>ERA: 5.4 | (7, 1) | 0.1 | H | 1 | 0 | 0 | 0 | 0 | 0 | 0 | 0 | 0 | 0 | 0 | 2 | 4 | 0.00 | 0.000 |
| 34 John Grabow, L<br>ERA: | (8, 1) | 1.0 | H | 4 | 1 | 0 | 0 | 3 | 0 | 0 | 0 | 0 | 0 | 0 | 12 | 15 | 0.00 | 1.000 |
| 55 Matt Capps, R<br>ERA: | (9, 1) | 1.0 | S | 4 | 1 | 0 | 0 | 1 | 0 | 0 | 0 | 0 | 0 | 0 | 12 | 17 | 0.00 | 1.000 |

| PITCHER | IP | WLS | BF | H | R | ER | SO | BB | IBB | HBP | BLK | WP | HR | S | P | ERA | WHIP |
|---|---|---|---|---|---|---|---|---|---|---|---|---|---|---|---|---|---|

| | |
|---|---|
| AB | 36 |
| R | 4 |
| H | 10 |
| RBI | 4 |
| BB | 1 |
| SO | 8 |
| LOB | 16 |

# Florida Marlins @ Pittsburgh Pirates

PNC Park, Pittsburgh, PA

Wed Apr 22 2009, 12:35 PM EDT

Att. 10,655 - Cloudy - 42 F

livebaseballscorecards.com

## BOTTOM

| Batter | 1 | 2 | 3 | 4 | 5 | 6 | 7 | 8 | 9 | AB | R | H | RBI | BB | SO | LOB |
|---|---|---|---|---|---|---|---|---|---|---|---|---|---|---|---|---|
| 3 Nyjer Morgan, L (1, 7)<br>OBP: 0.371, SLG: 0.415 | C SI 89<br>B SI 90<br>F FF 91<br>F CU 75<br>X FS 84<br>1-2 ① P6 | C SL 82<br>X CU 76<br>0-1 ③ G6-3 | | C CU 71<br>B FF 90<br>C SL 82<br>X FF 91<br>1-2 ③ G6-3 | | B FF 90<br>X FS 80<br>1-0 12 S 12 E 2-H 1B | | B FF 92<br>B FF 92<br>B FF 90<br>B FF 89<br>4-0 12 S BB | | 4 | 1 | 1 | 1 | 1 | 0 | 0 |
| 12 Freddy Sanchez, R (1, 4)<br>OBP: 0.388, SLG: 0.641 | C FF 92<br>C FF 92<br>X FF 93<br>0-2 13 BB 25 2B 1B | | C FF 89<br>H FF 91<br>1-1 13 S 13 1B HBP | | C CU 76<br>B CU 72<br>F FF 90<br>B FS 83<br>F FS 83<br>S FF 92<br>2-3 ① K | C CU 75<br>F FF 88<br>X SL 81<br>0-2 ② F9 2-H | | 1 SAFE<br>B FF 91<br>1 SAFE<br>S FF 89<br>B FF 92<br>F FF 90<br>B CU 74<br>X CU 73<br>3-2 ② G5-3 1-2 | | 4 | 2 | 1 | 0 | 0 | 1 | 1 |
| 13 Nate McLouth, L (1, 8)<br>OBP: 0.394, SLG: 0.481 | B SI 89<br>B FF 90<br>B SI 89<br>C FF 90<br>B FF 91<br>4-1 25 2B 1-2 BB | | B SI 88<br>C FF 89<br>B SL 81<br>T SL 82<br>F FF 92<br>B CU 74<br>X CU 74<br>3-2 25 1B 15 SF8 1-H 1B | | C FF 91<br>X FS 83<br>0-1 ② G3-1 | C SL 89<br>X CU 74<br>0-1 ③ F7 | | F CU 75<br>S CU 76<br>B CU 77<br>B CH 84<br>F FF 92<br>B CU 75<br>B CU 74<br>4-2 BB | | 3 | 1 | 1 | 1 | 2 | 0 | 0 |
| 25 Adam LaRoche, L (1, 3)<br>OBP: 0.350, SLG: 0.589 | B SL 84<br>F FF 92<br>F FF 92<br>B SL 83<br>X FS 82<br>2-2 1-3 2-H 2B | | X FF 91<br>0-0 44 G3 1-3 1B | | S CU 75<br>B CU 76<br>C SL 82<br>B FF 92<br>X SL 81<br>2-2 15 2B 2B | | X SI 88<br>0-0 15 F9 2 1B 2B | S CH 83<br>B FF 93<br>B FF 92<br>X CH 84<br>2-1 ③ G4-3 | | 5 | 2 | 4 | 1 | 0 | 0 | 2 |
| 44 Brandon Moss, L (1, 9)<br>OBP: 0.295, SLG: 0.325 | B FF 92<br>B FF 92<br>I IN 54<br>I IN 52<br>4-0 IBB | | C SI 88<br>X CU 74<br>0-1 ① G3 1-2 | | I IN 57<br>I IN 50<br>I IN 46<br>I<br>4-0 15 2B IBB | | X SI 88<br>0-0 ① P4 | | | 2 | 0 | 0 | 0 | 2 | 0 | 3 |
| 15 Andy LaRoche, R (1, 5)<br>OBP: 0.273, SLG: 0.325 | C CU 78<br>S FF 92<br>B FF 92<br>T FF 91<br>1-2 ② K | | C CU 77<br>X FF 91<br>0-1 ② SF8 3-H | | C CU 75<br>F CU 76<br>X CU 78<br>0-2 1-3 2-H 2B | | C FF 88<br>S FF 88<br>X FF 89<br>0-2 ② F9 2-3 | | | 3 | 0 | 1 | 2 | 0 | 1 | 4 |
| 2 Jack Wilson, R (1, 6)<br>OBP: 0.348, SLG: 0.357 | C CU 76<br>S FF 92<br>X CU 77<br>0-2 ③ G6-3 | | B FF 92<br>C FF 92<br>F CU 76<br>F FF 92<br>T SL 83<br>1-2 ③ K | | F FF 92<br>X CU 77<br>0-1 ③ G6-3 | | B SL 80<br>B FF 89<br>X FF 88<br>2-0 3-H 1B | | | 4 | 0 | 1 | 1 | 0 | 1 | 6 |
| 35 Jason Jaramillo, S (1, 2)<br>OBP: 0.333, SLG: 0.357 | | C SI 88<br>B CU 75<br>C CU 74<br>B FF 89<br>C FF 91<br>2-3 ① K | | B SL 80<br>X FS 85<br>1-0 ① L3 | | C SL 80<br>X FS 81<br>0-1 ① G4-3 | 1 SAFE<br>B<br>C FF 87<br>1 SAFE<br>F SL 79<br>1 SAFE<br>B<br>1 SAFE<br>F<br>2-3 S CH 84 ③ K | | | 4 | 0 | 0 | 0 | 0 | 2 | 1 |
| 28 Paul Maholm, L (1, 1)<br>OBP: 0.300, SLG: 0.125<br>24 Delwyn Young, S (6, PH)<br>OBP: 0.333, SLG: 0.667<br>43 Jesse Chavez, R (7, 1)<br>17 Sean Burnett, L (7, 1)<br>34 John Grabow, L (8, 1)<br>18 Craig Monroe, R (8, PH)<br>OBP: 0.316, SLG: 0.588<br>55 Matt Capps, R (9, 1) | | C FF 89<br>C FF 91<br>B CU 76<br>B CU 75<br>B FF 91<br>X FF 89<br>3-2 ② F8 | | C FS 85<br>C SL 80<br>B SL 80<br>C FF 90<br>1-3 ② K | | X FF 88<br>0-0 3 1B 2B | | C FF 91<br>B CU 75<br>S FF 91<br>F CU 76<br>B FF 93<br>B FF 92<br>S FF 91<br>3-3 ① K | | 2<br>1<br>0<br>0<br>0<br>1<br>0 | 0<br>1<br>0<br>0<br>0<br>0<br>0 | 0<br>1<br>0<br>0<br>0<br>0<br>0 | 0<br>1<br>0<br>0<br>0<br>1<br>0 | 1<br>0<br>0<br>0<br>0<br>0<br>0 | 0<br>0<br>0<br>0<br>0<br>1<br>0 | 0<br>0<br>0<br>0<br>0<br>0<br>0 |
| Inning Stats | R: 1<br>E: 0<br>K: 1<br>S: 17<br>H: 2<br>LOB: 3<br>BB: 2<br>P: 29 | R: 0<br>E: 0<br>K: 1<br>S: 8<br>H: 0<br>LOB: 0<br>BB: 0<br>P: 13 | R: 2<br>E: 0<br>K: 1<br>S: 14<br>H: 2<br>LOB: 1<br>BB: 0<br>P: 19 | R: 0<br>E: 0<br>K: 1<br>S: 7<br>H: 0<br>LOB: 0<br>BB: 0<br>P: 10 | R: 1<br>E: 0<br>K: 1<br>S: 14<br>H: 2<br>LOB: 2<br>BB: 1<br>P: 22 | R: 2<br>E: 0<br>K: 0<br>S: 9<br>H: 2<br>LOB: 0<br>BB: 0<br>P: 10 | R: 1<br>E: 0<br>K: 1<br>S: 10<br>H: 2<br>LOB: 1<br>BB: 0<br>P: 14 | R: 0<br>E: 0<br>K: 1<br>S: 12<br>H: 0<br>LOB: 2<br>BB: 2<br>P: 28 | | 1B: 5<br>2B: 5<br>3B: 0<br>HR: 0<br>SF: 1<br>SAC: 0<br>DP: 0<br>HBP: 1 | | | | | | |

| | AB | R | H | RBI | BB | SO | LOB |
|---|---|---|---|---|---|---|---|
| | 33 | 7 | 10 | 6 | 5 | 7 | 17 |

WP: 0 PB: 0 SB: 3 CS: 0 PA: 40

| PITCHER | | IP | WLS | BF | H | R | ER | SO | BB | IBB | HBP | BLK | WP | HR | S | P | ERA | WHIP |
|---|---|---|---|---|---|---|---|---|---|---|---|---|---|---|---|---|---|---|
| 47 Ricky Nolasco, R<br>ERA: 6.86 | (1, 1) | 6.0 | L | 30 | 8 | 6 | 5 | 5 | 1 | 2 | 1 | 0 | 0 | 0 | 69 | 103 | 7.50 | 1.500 |
| 53 Dan Meyer, L<br>ERA: 4.05 | (7, 1) | 0.1 | | 2 | 1 | 1 | 1 | 0 | 0 | 0 | 0 | 0 | 0 | 0 | 2 | 2 | 27.00 | 3.000 |
| 40 Kiko Calero, R<br>ERA: 1.17 | (7, 1) | 0.2 | | 3 | 1 | 0 | 0 | 1 | 0 | 0 | 0 | 0 | 0 | 0 | 8 | 12 | 0.00 | 1.500 |
| 48 Hayden Penn, R<br>ERA: | (8, 1) | 1.0 | | 5 | 0 | 0 | 0 | 1 | 2 | 0 | 0 | 0 | 0 | 0 | 12 | 28 | 0.00 | 2.000 |

| PITCHER | IP | WLS | BF | H | R | ER | SO | BB | IBB | HBP | BLK | WP | HR | S | P | ERA | WHIP |
|---|---|---|---|---|---|---|---|---|---|---|---|---|---|---|---|---|---|

| Batter | 1 | 2 | 3 | 4 | 5 | 6 | 7 | 8 | 9 | 10 | 11 | AB | R | H | RBI | BB | SO | LOB |
|---|---|---|---|---|---|---|---|---|---|---|---|---|---|---|---|---|---|---|
| 3 Nyjer Morgan, L (1, 8)<br>OBP: 0.373, SLG: 0.406 | G5-3 | FC4 | | | SH2-3 | IBB | | | 12 F9 1B | | P6 | 4 | 0 | 1 | 0 | 1 | 0 | 3 |
| 2 Jack Wilson, R (1, 6)<br>OBP: 0.314, SLG: 0.319 | F8 | G6-3 | | | G6-3 | K | | | B2 | | | 5 | 0 | 0 | 0 | 0 | 1 | 5 |
| 12 Freddy Sanchez, R (1, 4)<br>OBP: 0.361, SLG: 0.594 | K | F9 | | | K | | G6-3 | | F9 | | | 5 | 0 | 0 | 0 | 0 | 2 | 2 |
| 25 Adam LaRoche, L (1, 3)<br>OBP: 0.354, SLG: 0.559 | | G4-3 | 16 PB BB | | | 16 2B 44 G6-3 BB | K | | | F8 | | 3 | 1 | 0 | 0 | 2 | 1 | 0 |
| 16 Eric Hinske, L (1, 9)<br>OBP: 0.318, SLG: 0.450 | | 44 FC5-4 HBP | P5 | | | 44 G6-3 15 1B 2B | K | | | P5 | | 4 | 1 | 1 | 0 | 0 | 1 | 1 |
| 44 Brandon Moss, L (1, 7)<br>OBP: 0.286, SLG: 0.311 | | FC5-4 35 BB 15 BB 45 1B | | G3-1 | | G6-3 | | G1-3 | | 1B | | 5 | 1 | 1 | 1 | 0 | 0 | 2 |
| 15 Andy LaRoche, R (1, 5)<br>OBP: 0.286, SLG: 0.318 | | 45 1B 35 BB BB | | F8 | | 35 1B | | P3 | | G5-3 | | 4 | 0 | 1 | 1 | 1 | 0 | 1 |
| 35 Jason Jaramillo, S (1, 2)<br>OBP: 0.400, SLG: 0.444 | | 45 1B BB | | K | | 3 S 1B | | 2B | | | G3-1 | 4 | 0 | 2 | 0 | 1 | 1 | 0 |
| 45 Ian Snell, R<br>PIT: 5 PO at 1B<br>24 Delwyn Young, S<br>PIT: 1 PO at 1B<br>43 Jesse Chavez, R<br>34 John Grabow, L<br>5 Ramón Vázquez, L<br>PIT: 2 PO at 1B, 2 DP<br>30 Tyler Yates, R<br>17 Sean Burnett, L<br>18 Craig Monroe, R<br>PIT: 2 PO at 1B, 1 DP<br>55 Matt Capps, R | | 3 FC4 1B | | | | 2 G6-3 3 SH2-3 1B | | F8 | | | K | | | | | | | |
| Inning Stats | R: 0 E: 0 K: 1 S: 8 / H: 0 LOB: 0 BB: 0 P: 13 | R: 1 E: 0 K: 0 S: 14 / H: 1 LOB: 3 BB: 2 P: 26 | R: 0 E: 0 K: 0 S: 9 / H: 0 LOB: 1 BB: 1 P: 20 | R: 0 E: 0 K: 1 S: 6 / H: 0 LOB: 0 BB: 0 P: 10 | R: 0 E: 0 K: 1 S: 8 / H: 1 LOB: 1 BB: 0 P: 14 | R: 2 E: 0 K: 2 S: 20 / H: 3 LOB: 3 BB: 2 P: 37 | R: 0 E: 0 K: 2 S: 10 / H: 0 LOB: 0 BB: 0 P: 15 | R: 0 E: 0 K: 0 S: 10 / H: 1 LOB: 1 BB: 0 P: 14 | R: 0 E: 0 K: 0 S: 10 / H: 1 LOB: 0 BB: 0 P: 11 | R: 0 E: 0 K: 0 S: 5 / H: 1 LOB: 1 BB: 0 P: 11 | R: 0 E: 0 K: 1 S: 7 / H: 0 LOB: 0 BB: 0 P: 12 | 1B: 6 2B: 2 3B: 0 HR: 0 / SF: 0 SAC: 1 DP: 0 HBP: 1 | WP: 0 PB: 1 SB: 1 CS: 0 / PA: 46 | | | | | |

| PITCHER | | IP | WLS | BF | H | R | ER | SO | BB | IBB | HBP | BLK | WP | HR | S | P | ERA | WHIP |
|---|---|---|---|---|---|---|---|---|---|---|---|---|---|---|---|---|---|---|
| 29 Kevin Correia, R<br>ERA: 4.5 | (1, 1) | 5.0 | | 23 | 3 | 3 | 3 | 3 | 4 | 0 | 1 | 0 | 0 | 0 | 51 | 95 | 5.40 | 1.400 |
| 43 Cla Meredith, R<br>ERA: | (6, 1) | 1.0 | B | 6 | 2 | 0 | 0 | 2 | 0 | 1 | 0 | 0 | 0 | 0 | 14 | 25 | 0.00 | 2.000 |
| 45 Edward Mujica, R<br>ERA: 5.4 | (7, 1) | 1.0 | | 3 | 0 | 0 | 0 | 2 | 0 | 0 | 0 | 0 | 0 | 0 | 10 | 15 | 0.00 | 0.000 |
| 57 Luke Gregerson, R<br>ERA: 2.45 | (8, 1) | 1.0 | | 4 | 1 | 0 | 0 | 0 | 0 | 0 | 0 | 0 | 0 | 0 | 10 | 14 | 0.00 | 1.000 |
| 21 Heath Bell, R<br>ERA: | (9, 1) | 1.0 | | 3 | 1 | 0 | 0 | 0 | 0 | 0 | 0 | 0 | 0 | 0 | 10 | 11 | 0.00 | 1.000 |

| PITCHER | | IP | WLS | BF | H | R | ER | SO | BB | IBB | HBP | BLK | WP | HR | S | P | ERA | WHIP |
|---|---|---|---|---|---|---|---|---|---|---|---|---|---|---|---|---|---|---|
| 46 Edwin Moreno, R<br>ERA: 2.79 | (10, 1) | 2.0 | W | 7 | 1 | 0 | 0 | 1 | 0 | 0 | 0 | 0 | 0 | 0 | 12 | 23 | 0.00 | 0.500 |

# TOP

## Pittsburgh Pirates @ San Diego Padres

PETCO Park, San Diego, CA

Fri Apr 24 2009, 10:05 PM EDT

Att. 25,601 - Cloudy - 62 F

livebaseballscorecards.com

| | |
|---|---|
| AB | 39 |
| R | 3 |
| H | 8 |
| RBI | 3 |
| BB | 5 |
| SO | 8 |
| LOB | 17 |

# Pittsburgh Pirates @ San Diego Padres

PETCO Park, San Diego, CA

Fri Apr 24 2009, 10:05 PM EDT

Att. 25,601 - Cloudy - 62 F

livebaseballscorecards.com

| Batter | 1 | 2 | 3 | 4 | 5 | 6 | 7 | 8 | 9 | 10 | 11 | AB | R | H | RBI | BB | SO | LOB |
|---|---|---|---|---|---|---|---|---|---|---|---|---|---|---|---|---|---|---|
| 33 Jody Gerut, L (1, 8) OBP: 0.347, SLG: 0.432 | X 0-0 F8 ① | | B FF 91 F FF 92 X SL 81 1-1 F8 ② | S SL 86 B CH 88 X FF 93 1-1 L1 ③ | | X FF 97 0-0 G4-3 ③ | | | B SI 91 B SL 81 F FF 91 X SI 91 2-1 G3 ② | | F SI 92 1 SAFE 1 SAFE 1 SAFE X SI 93 0-1 P5 ② | 6 | 0 | 0 | 0 | 0 | 0 | 5 |
| 22 David Eckstein, R (1, 4) OBP: 0.369, SLG: 0.431 | B B C C X 2-2 F9 ② | | B SL 78 F CH 89 F SL 85 X SL 82 1-2 3-H 3B | | B FF 91 B FF 90 C FF 89 F FF 91 X SL 85 2-2 G3 ① | | C FF 96 F FF 95 B SI 92 F FF 96 X SI 96 1-2 F9 ① | | C SI 90 X SI 91 0-1 F8 ③ | | 1 SAFE 1 SAFE B FF 93 P PO 81 B FF 92 C FF 94 C FF 93 B SI 95 4-2 24 1B 1-2 BB | 5 | 0 | 1 | 1 | 1 | 0 | 0 |
| 24 Brian Giles, L (1, 9) OBP: 0.233, SLG: 0.194 | C B X 1-1 F9 ③ | | X CH 83 0-0 F8 ③ | | B SI 92 B CH 84 B SI 93 C SI 92 F SI 93 F SL 87 F SL 86 F FF 94 B SL 81 4-2 5 BB 23 S BB | | B FF 90 X FF 89 1-0 G4-3 ② | | | B SL 79 B SI 89 B FF 91 C FF 91 B FF 91 4-1 23 FC3-6 BB | F SI 87 B SI 94 T FF 93 F SI 95 X SI 95 1-2 1-3 2-H 1B | 4 | 0 | 1 | 1 | 2 | 0 | 1 |
| 23 Adrián González, L (1, 3) OBP: 0.429, SLG: 0.638 | | X SI 91 0-0 HR | | C CH 85 S FF 94 B CH 86 S SL 83 1-3 K ① | F SI 92 S SL 87 F SI 94 B CH 86 X SL 88 1-2 F7 ② 1-2 | | C SL 85 S SL 85 X SL 85 0-2 1B | | | B SL 80 B SL 79 F FF 91 X SI 90 2-1 FC3-6 7 E 1-2f ① | | 5 | 1 | 2 | 1 | 0 | 1 | 2 |
| 7 Chase Headley, S (1, 7) OBP: 0.338, SLG: 0.435 | | B SI 90 X SI 91 1-0 F8 ① | | B FF 93 X CH 87 1-0 4 2B 2B | B FF 93 B SL 82 S SI 92 S SL 86 B SL 86 B SI 94 4-2 5 BB BB | | B FF 89 B CH 81 X FF 90 2-0 F8 ③ | | | S CH 81 D CH 82 1 SAFE B SI 91 F CH 83 X SL 79 2-2 E6 1-2 | | 4 | 1 | 1 | 0 | 1 | 0 | 2 |
| 5 Kevin Kouzmanoff, R (1, 5) OBP: 0.297, SLG: 0.387 | | S SL 81 F SL 84 S SL 82 0-3 K ② | | S SL 84 C SL 86 F FF 93 S SL 84 0-3 K2-3 ② | B CH 87 B SI 91 B SI 94 C SI 95 B FF 94 4-1 4 FC4-6 1-2 2-3 BB | | | X FF 95 0-0 G4-3 ① | | F CH 82 B CH 81 F CH 82 D SL 81 X FF 90 2-2 F9 ② | | 4 | 0 | 0 | 0 | 1 | 2 | 3 |
| 4 Nick Hundley, R (1, 2) OBP: 0.370, SLG: 0.450 | | B SL 84 B FF 92 C FF 92 C FF 91 B SL 82 B SL 83 4-2 15 CS BB | | B SL 86 C FF 94 B SL 85 X FF 94 2-1 29 1B 2-H 2B | B SL 81 B FF 94 X FF 93 2-0 FC4-6 1-2f ③ | | | B FF 95 F FF 96 B SL 90 X FF 96 2-1 G4-3 ② | | B CH 81 C SI 91 B CH 83 S FF 91 C SI 91 2-3 K ③ | | 4 | 0 | 1 | 1 | 1 | 1 | 5 |
| 15 Luis Antonio Rodriguez, S (1, 6) OBP: 0.392, SLG: 0.378 | C SI 91 B CH 86 1 SAFE 1-1 CS 1-2 ③ | | X SL 83 0-0 29 SH1-4 22 3B 2B | C CH 86 B FF 92 D CH 87 B FF 94 I IN 59 4-1 29 1B IBB | | C FF 96 X CH 88 0-1 F9 ① | | X FF 96 0-0 F8 ③ | | | C SI 92 F SI 92 F SI 94 B FF 94 B CH 87 B SI 92 X FF 94 3-2 F9 ① | 4 | 1 | 1 | 0 | 1 | 0 | 0 |
| 29 Kevin Correia, R (1, 1)<br>43 Cla Meredith, R (6, 1)<br>2 Edgar Gonzalez, R (5, PH)<br>45 Edward Mujica, R (7, 1)<br>57 Luke Gregerson, L (8, 1)<br>21 Heath Bell, R (9, 1)<br>12 Scott Hairston, R (5, PH)<br>46 Edwin Moreno, R (10, 1)<br>8 Chris Burke, R (11, PH) | | | X CH 87 0-0 SH1-4 ① 2-3 | B SL 83 C FF 94 F FF 94 X SL 87 1-2 2-3 1B | | B FF 96 S FF 96 B FF 96 S FF 96 B FF 97 S FF 96 3-3 K ② | | | B SI 89 F SI 90 B SI 91 F SI 90 S CH 82 2-3 K ① | | B FF 92 B FF 92 B FF 93 C SI 92 B SI 92 4-1 22 S 24 1B BB | 1 0 1 0 0 0 0<br>0 0 0 0 0 0 0<br>1 0 0 0 0 1 0<br>0 0 0 0 0 0 0<br>0 0 0 0 0 0 0<br>0 0 0 0 0 0 0<br>1 0 0 0 0 1 0<br>0 0 0 0 0 0 0<br>0 1 0 0 1 0 0 | | | | | | |
| Inning Stats | R: 0 E: 0 K: 0 S: 6 H: 0 LOB: 0 BB: 0 P: 9 | R: 1 E: 0 K: 1 S: 8 H: 1 LOB: 0 BB: 1 P: 14 | R: 1 E: 0 K: 0 S: 8 H: 2 LOB: 1 BB: 0 P: 10 | R: 1 E: 0 K: 2 S: 16 H: 3 LOB: 3 BB: 1 P: 26 | R: 0 E: 0 K: 0 S: 16 H: 0 LOB: 3 BB: 3 P: 33 | R: 0 E: 0 K: 1 S: 6 H: 0 LOB: 0 BB: 0 P: 9 | R: 0 E: 0 K: 0 S: 9 H: 1 LOB: 1 BB: 0 P: 13 | R: 0 E: 0 K: 0 S: 4 H: 0 LOB: 0 BB: 0 P: 6 | R: 0 E: 0 K: 1 S: 8 H: 0 LOB: 0 BB: 0 P: 12 | R: 0 E: 1 K: 1 S: 12 H: 0 LOB: 2 BB: 1 P: 24 | R: 1 E: 0 K: 0 S: 14 H: 1 LOB: 2 BB: 2 P: 25 | 1B: 3 2B: 3 3B: 1 HR: 1 | SF: 0 SAC: 1 DP: 0 HBP: 0 | | WP: 0 PB: 0 SB: 2 CS: 1 | PA: 49 | | |

| PITCHER | | IP | WLS | BF | H | R | ER | SO | BB | IBB | HBP | BLK | WP | HR | S | P | ERA | WHIP |
|---|---|---|---|---|---|---|---|---|---|---|---|---|---|---|---|---|---|---|
| 45 Ian Snell, R<br>ERA: 4.5 | (1, 1) | 5.0 | | 25 | 6 | 3 | 3 | 3 | 4 | 1 | 0 | 0 | 0 | 1 | 54 | 92 | 5.40 | 2.000 |
| 43 Jesse Chavez, R<br>ERA: 1.13 | (6, 1) | 1.1 | | 4 | 0 | 0 | 0 | 1 | 0 | 0 | 0 | 0 | 0 | 0 | 10 | 14 | 0.00 | 0.000 |
| 34 John Grabow, L<br>ERA: | (7, 1) | 0.2 | | 3 | 1 | 0 | 0 | 0 | 0 | 0 | 0 | 0 | 0 | 0 | 5 | 8 | 0.00 | 1.500 |
| 30 Tyler Yates, R<br>ERA: 6.0 | (8, 1) | 1.0 | | 3 | 0 | 0 | 0 | 0 | 0 | 0 | 0 | 0 | 0 | 0 | 4 | 6 | 0.00 | 0.000 |
| 17 Sean Burnett, L<br>ERA: 3.86 | (9, 1) | 2.0 | | 8 | 0 | 0 | 0 | 2 | 1 | 0 | 0 | 0 | 0 | 0 | 20 | 36 | 0.00 | 0.500 |

| PITCHER | | IP | WLS | BF | H | R | ER | SO | BB | IBB | HBP | BLK | WP | HR | S | P | ERA | WHIP |
|---|---|---|---|---|---|---|---|---|---|---|---|---|---|---|---|---|---|---|
| 55 Matt Capps, R<br>ERA: 1.42 | (11, 1) | 0.2 | L | 5 | 1 | 1 | 1 | 0 | 2 | 0 | 0 | 0 | 0 | 0 | 14 | 25 | 13.50 | 4.500 |

| BOTTOM | |
|---|---|
| AB | 39 |
| R | 4 |
| H | 8 |
| RBI | 4 |
| BB | 8 |
| SO | 6 |
| LOB | 18 |

# Pittsburgh Pirates @ San Diego Padres

PETCO Park, San Diego, CA

Sat Apr 25 2009, 10:05 PM EDT

Att. 41,665 - Clear - 65 F

livebaseballscorecards.com

## TOP

| Batter | 1 | 2 | 3 | 4 | 5 | 6 | 7 | 8 | 9 | AB | R | H | RBI | BB | SO | LOB |
|---|---|---|---|---|---|---|---|---|---|---|---|---|---|---|---|---|
| 3 Nyjer Morgan, L (1, 8)<br>OBP: 0.383, SLG: 0.403 | B SI 87<br>B SI 88<br>C SI 88<br>B SI 89<br>B SI 88<br>4-1<br>12 2B<br>18 1B<br>BB | F SI 88<br>B SI 87<br>F SI 87<br>C SI 88<br>1-3 ②<br>K | | S CH 76<br>X CH 78<br>0-1 ②<br>SF8<br>3-H | | C SL 76<br>F SL 78<br>B FF 86<br>X FF 87<br>1-2<br>12 1B<br>18 2B<br>1B | | B FF 94<br>B FF 92<br>B FF 95<br>B FF 94<br>4-0<br>12 FC6-4<br>BB | C SI 92<br>B SI 92<br>F SI 92<br>X SL 87<br>1-2 ③<br>F7 | 3 | 2 | 1 | 1 | 2 | 1 | 1 |
| 12 Freddy Sanchez, R (1, 4)<br>OBP: 0.377, SLG: 0.608 | **B SI 88**<br>**1 SAFE**<br>**1 SAFE**<br>**1 SAFE**<br>1 SAFE<br>S SI 87<br>1 SAFE<br>X SI 88<br>1-1<br>18 1B<br>25 G6-3<br>1-3<br>2B | C SI 87<br>X CU 75<br>0-1<br>3-H<br>1B | | C FF 85<br>B FF 85<br>F FF 86<br>X SI 85<br>1-2 ③<br>L5 | | C FF 86<br>B FF 87<br>X FF 87<br>1-1<br>18 2B<br>1-2<br>1B | | C FF 93<br>C FF 93<br>F CH 87<br>D CH 88<br>B CH 87<br>X FF 94<br>2-2 ①<br>FC6-4<br>18 E<br>18 1B<br>16 1B<br>1-2f | | 5 | 3 | 3 | 1 | 0 | 0 | 1 |
| 18 Craig Monroe, R (1, 7)<br>OBP: 0.360, SLG: 0.609 | S SI 89<br>F SI 87<br>D SL 80<br>X CH 81<br>1-2<br>25 G6-3<br>2-3<br>3-H<br>1B | F SI 88<br>B SI 86<br>X SI 89<br>1-1 ③<br>L5 | | | B SL 76<br>F FF 85<br>X FF 84<br>1-1 ①<br>F8 | C SI 79<br>X FF 88<br>0-1<br>1-H<br>2-H<br>2B | | X FF 95<br>0-0<br>E6<br>16 1B<br>25 BB<br>15 SF9<br>1-3<br>1B | | 5 | 1 | 3 | 3 | 0 | 0 | 1 |
| 25 Adam LaRoche, L (1, 3)<br>OBP: 0.343, SLG: 0.524 | B SI 88<br>B SI 89<br>S SI 88<br>S CH 80<br>F SI 89<br>F CH 81<br>X SI 89<br>2-2 ① ②<br>G6-3<br>1-2f<br>3-H | | C SI 83<br>X SI 83<br>0-1 ①<br>G4-3 | | C SI 84<br>C SL 77<br>X FF 85<br>0-2 ②<br>P4 | B CH 78<br>C SL 79<br>F FF 86<br>B SL 80<br>F CH 79<br>X SI 87<br>2-2 ③<br>G4-3 | | B FF 92<br>S FF 92<br>B FF 92<br>F FF 92<br>F FF 95<br>D CH 87<br>F FF 94<br>F FF 94<br>F FF 93<br>4-2<br>F FF 92<br>D CH 87<br>15 SF9<br>16 1B<br>1-2<br>BB | | 4 | 0 | 0 | 0 | 1 | 0 | 2 |
| 16 Eric Hinske, L (1, 9)<br>OBP: 0.407, SLG: 0.478 | C CH 81<br>B SL 78<br>H SL 78<br>2-1<br>15 1B<br>HBP | | B FF 82<br>B SI 82<br>X CH 72<br>2-0 ②<br>G1-3 | | X SL 76<br>0-0<br>15 2B<br>1B | | B FF 95<br>B FF 95<br>B FF 95<br>D FF 95<br>4-0<br>15 G3-6-1<br>BB | C FF 94<br>B FF 94<br>X FF 93<br>1-1<br>1-2<br>2-3<br>3-H<br>1B | | 3 | 1 | 2 | 1 | 1 | 0 | 0 |
| 15 Andy LaRoche, R (1, 5)<br>OBP: 0.296, SLG: 0.354 | C SI 88<br>X CH 80<br>0-1<br>1-2<br>1B | | B FF 83<br>C CH 71<br>B SL 76<br>X CH 72<br>2-1 ③<br>G6-3 | | B FF 85<br>C SL 76<br>X FF 86<br>1-1<br>1-H<br>2B | | B FF 94<br>C FF 96<br>C FF 95<br>D CH 87<br>X FF 96<br>2-2 ① ②<br>G3-6-1<br>1-2f | C FF 93<br>X FF 93<br>0-1 ②<br>SF9<br>2-3<br>3-H | | 4 | 0 | 2 | 2 | 0 | 0 | 1 |
| 5 Ramón Vázquez, L (1, 6)<br>OBP: 0.343, SLG: 0.148 | B SI 89<br>S CH 81<br>B SI 89<br>X SI 88<br>2-1 ③<br>F7 | | B FF 83<br>C CH 73<br>X CH 73<br>1-1<br>35 2B<br>57 SF8<br>1B | | B SI 85<br>B SI 86<br>S CH 77<br>B SI 86<br>X CH 78<br>3-1 ③<br>F9 | | B FF 97<br>F FF 95<br>B FF 94<br>F FF 94<br>B SI 87<br>B FF 93<br>4-2<br>35 BB<br>BB | C FF 95<br>S CH 86<br>D CH 88<br>F FF 94<br>D CH 89<br>S CH 87<br>2-3 ③<br>K | | 4 | 1 | 1 | 0 | 1 | 1 | 5 |
| 35 Jason Jaramillo, S (1, 2)<br>OBP: 0.440, SLG: 0.545 | | B SI 87<br>X SI 87<br>1-0<br>57 SH5-4<br>12 1B<br>2B | | X SI 83<br>0-0<br>57 SF8<br>3 SF8<br>1-3<br>2B | | C CH 76<br>X FF 85<br>0-1 ①<br>L5 | B FF 94<br>B FF 94<br>B FF 93<br>C FF 94<br>B FF 94<br>4-1<br>1-2<br>BB | | F SI 90<br>B SL 87<br>S SI 92<br>X SI 92<br>1-2 ①<br>G6-3 | 4 | 2 | 2 | 0 | 1 | 0 | 0 |
| 57 Zach Duke, L (1, 1)<br>OBP: 0.273, SLG: 0.444<br>47 Evan Meek, R (9, 1) | | B SI 87<br>L SI 86<br>L SI 86<br>X CU 76<br>1-2 ①<br>SH5-4<br>2-3 | | S SI 83<br>D CH 76<br>X SI 84<br>1-1 ①<br>SF8<br>2-3<br>3-H | | C SL 77<br>C SL 78<br>S CH 77<br>0-3 ②<br>K | B FF 95<br>X FF 94<br>1-0 ③<br>F8 | | C SI 92<br>B SI 93<br>S SI 92<br>B SI 93<br>F<br>F SI 92<br>S<br>2-3 ②<br>K | 3<br>0 | 0<br>0 | 0<br>0 | 1<br>0 | 0<br>0 | 2<br>0 | 2<br>0 |
| Inning Stats | R: 2<br>E: 0<br>K: 0<br>S: 16<br>H: 3<br>LOB: 2<br>BB: 1<br>P: 28 | R: 1<br>E: 0<br>K: 1<br>S: 11<br>H: 2<br>LOB: 1<br>BB: 0<br>P: 15 | R: 0<br>E: 0<br>K: 0<br>S: 5<br>H: 0<br>LOB: 0<br>BB: 0<br>P: 9 | R: 2<br>E: 0<br>K: 0<br>S: 10<br>H: 2<br>LOB: 0<br>BB: 0<br>P: 13 | R: 1<br>E: 0<br>K: 0<br>S: 10<br>H: 2<br>LOB: 1<br>BB: 0<br>P: 15 | R: 2<br>E: 0<br>K: 1<br>S: 16<br>H: 3<br>LOB: 1<br>BB: 0<br>P: 20 | R: 0<br>E: 0<br>K: 0<br>S: 7<br>H: 0<br>LOB: 2<br>BB: 3<br>P: 22 | R: 2<br>E: 1<br>K: 1<br>S: 20<br>H: 2<br>LOB: 2<br>BB: 2<br>P: 33 | R: 0<br>E: 0<br>K: 1<br>S: 11<br>H: 0<br>LOB: 0<br>BB: 0<br>P: 15 | 1B: 9<br>2B: 5<br>3B: 0<br>HR: 0<br>SF: 3<br>SAC: 1<br>DP: 2<br>HBP: 1 | | | | | | |

| | |
|---|---|
| AB | 35 |
| R | 10 |
| H | 14 |
| RBI | 9 |
| BB | 6 |
| SO | 4 |
| LOB | 13 |

WP: 0 PB: 0 SB: 0 CS: 0 PA: 46

| PITCHER | | IP | WLS | BF | H | R | ER | SO | BB | IBB | HBP | BLK | WP | HR | S | P | ERA | WHIP |
|---|---|---|---|---|---|---|---|---|---|---|---|---|---|---|---|---|---|---|
| 34 Shawn Hill, R<br>ERA: 5.25 | (1, 1) | 2.0 | L | 12 | 5 | 3 | 3 | 1 | 1 | 0 | 1 | 0 | 0 | 0 | 27 | 43 | 13.50 | 3.000 |
| 52 Josh Geer, R<br>ERA: 4.91 | (3, 1) | 4.0 | | 19 | 7 | 5 | 5 | 1 | 0 | 0 | 0 | 0 | 0 | 0 | 41 | 57 | 11.25 | 1.750 |
| 58 Frankie De La Cruz, R<br>ERA: 5.4 | (7, 1) | 2.0 | | 12 | 2 | 2 | 2 | 1 | 5 | 0 | 0 | 0 | 0 | 0 | 27 | 55 | 9.00 | 3.500 |
| 59 Luis Perdomo, R<br>ERA: 5.4 | (9, 1) | 1.0 | | 3 | 0 | 0 | 0 | 1 | 0 | 0 | 0 | 0 | 0 | 0 | 11 | 15 | 0.00 | 0.000 |

| PITCHER | IP | WLS | BF | H | R | ER | SO | BB | IBB | HBP | BLK | WP | HR | S | P | ERA | WHIP |
|---|---|---|---|---|---|---|---|---|---|---|---|---|---|---|---|---|---|

# BOTTOM

## Pittsburgh Pirates @ San Diego Padres

PETCO Park, San Diego, CA

Sat Apr 25 2009, 10:05 PM EDT

Att. 41,665 - Clear - 65 F

livebaseballscorecards.com

| Batter | 1 | 2 | 3 | 4 | 5 | 6 | 7 | 8 | 9 | AB | R | H | RBI | BB | SO | LOB |
|---|---|---|---|---|---|---|---|---|---|---|---|---|---|---|---|---|
| 12 Scott Hairston, R (1, 8)<br>OBP: 0.462, SLG: 0.750 | B SI 88<br>C FF 89<br>B CH 83<br>S FF 90<br>F CH 82<br>T FF 91<br>2-2 ① **K** | | B<br>F SI 90<br>B<br>F<br>B CH 84<br>F FF 91<br>B FF 89<br>4-2<br>22<br>1B<br>**BB** | | | X SI 88<br>0-0<br>23<br>G4-3<br>**3B** | | C CU 74<br>B FF 89<br>B FF 89<br>S CH 80<br>F FF 88<br>B CH 80<br>X FF 87<br>3-2 ② **F8** | | 3 | 1 | 1 | 0 | 1 | 1 | 0 |
| 22 David Eckstein, R (1, 4)<br>OBP: 0.368, SLG: 0.426<br>58 Frankie De La Cruz, R (7, 1)<br>28 Henry Blanco, R (8, PH)<br>OBP: 0.263, SLG: 0.529<br>59 Luis Perdomo, R (9, 1) | C SI 90<br>X FF 90<br>0-1 ② **G6-3** | | B CU 76<br>X FF 90<br>1-0<br>**1-2**<br>**1B** | | | B FF 87<br>B FF 88<br>C SI 88<br>F FF 88<br>X SL 81<br>2-2 ① **F7** | | B SI 88<br>X CH 81<br>1-0 ③ **P4** | | 3<br>0<br>1<br>0 | 0<br>0<br>0<br>0 | 1<br>0<br>0<br>0 | 0<br>0<br>0<br>0 | 0<br>0<br>0<br>0 | 0<br>0<br>0<br>0 | 1<br>0<br>0<br>0 |
| 23 Adrián González, L (1, 3)<br>OBP: 0.419, SLG: 0.613 | C CU 77<br>F SI 91<br>B SL 87<br>F SI 92<br>B SL 86<br>X SL 86<br>2-2 ③ **F7** | | B FF 86<br>F FF 90<br>X SL 85<br>1-1 ③ **P6** | | | F SL 84<br>X SI 89<br>0-1 ②<br>**G4-3**<br>**3-H** | | | B SI 88<br>C SL 82<br>F CU 73<br>B SI 88<br>F CH 80<br>F SI 88<br>F SL 82<br>X CH 80<br>2-2<br>5<br>1B<br>**1B** | 4 | 0 | 1 | 1 | 0 | 0 | 2 |
| 7 Chase Headley, S (1, 7)<br>OBP: 0.333, SLG: 0.424 | | X SI 88<br>0-0 ① **G5-3** | | L SI 87<br>X FF 89<br>0-1<br>5<br>G6-4-3<br>**1B** | | C CU 75<br>F CU 74<br>B FF 89<br>B SL 84<br>S CH 82<br>2-3 ③ **K** | | | X SI 89<br>0-0 ① **F9** | 4 | 0 | 1 | 0 | 0 | 1 | 1 |
| 5 Kevin Kouzmanoff, R (1, 5)<br>OBP: 0.309, SLG: 0.394 | | B SI 89<br>C CH 83<br>B CH 84<br>X SI 90<br>2-1 **1B** | | X CH 83<br>0-0 ① ②<br>**G6-4-3**<br>**1-2f** | | | X CH 81<br>0-0 ① **L7** | | C FF 88<br>B CH 81<br>X CH 80<br>1-1<br>**1-2**<br>**1B** | 4 | 0 | 2 | 0 | 0 | 0 | 1 |
| 4 Nick Hundley, R (1, 2)<br>OBP: 0.340, SLG: 0.409 | | B CU 75<br>F SI 89<br>C CU 75<br>F FF 90<br>1 SAFE<br>F CH 83<br>1 SAFE<br>X FF 90<br>1-2 ② **P3** | | X SI 89<br>0-0 ③ **G3-1** | | | C SI 88<br>C FF 88<br>F FF 88<br>X<br>0-2 ② **P6** | | X<br>0-0 ② **F8** | 4 | 0 | 0 | 0 | 0 | 0 | 3 |
| 8 Chris Burke, R (1, 6) | | F SI 90<br>B CH 82<br>X CH 83<br>1-1 ③ **L8** | | | B SI 86<br>S SI 88<br>X CH 80<br>1-1 ① **F7** | | B CU 74<br>B SI 87<br>F SI 88<br>B CH 82<br>B SI 88<br>4-1<br>**BB** | | X FF 94<br>0-0 ③ **G5-3** | 3 | 0 | 0 | 0 | 1 | 0 | 3 |
| 33 Jody Gerut, L (1, 9)<br>OBP: 0.327, SLG: 0.404 | | | C FF 89<br>B SL 84<br>X CU 76<br>1-1 ① **G3-1** | | C FF 88<br>B CU 75<br>F SI 88<br>B CU 74<br>B SI 89<br>F SI 88<br>X SI 89<br>3-2 ② **G4-3** | | C CU 74<br>F FF 87<br>B SL 82<br>C FF 89<br>1-3 ③ **K** | | | 3 | 0 | 0 | 0 | 0 | 1 | 1 |
| 34 Shawn Hill, R (1, 1)<br>52 Josh Geer, R (3, 1)<br>2 Edgar Gonzalez, R (7, 4)<br>OBP: 0.150, SLG: 0.316 | | | C SI 90<br>X<br>0-1 ② **G1-3** | | F FF 88<br>C CU 75<br>S SI 90<br>0-3 ③ **K** | | | C SI 86<br>S CH 80<br>F CU 73<br>T SI 88<br>0-2 ① **K** | | 0<br>2<br>1 | 0<br>0<br>0 | 0<br>0<br>0 | 0<br>0<br>0 | 0<br>1<br>1 | 0<br>0<br>0 | 0<br>0<br>0 |
| Inning Stats | R: 0<br>E: 0<br>K: 1<br>S: 10<br>H: 0<br>LOB: 0<br>BB: 0<br>P: 14 | R: 0<br>E: 0<br>K: 0<br>S: 10<br>H: 1<br>LOB: 1<br>BB: 0<br>P: 14 | R: 0<br>E: 0<br>K: 0<br>S: 10<br>H: 1<br>LOB: 2<br>BB: 1<br>P: 17 | R: 0<br>E: 0<br>K: 0<br>S: 4<br>H: 1<br>LOB: 0<br>BB: 0<br>P: 4 | R: 0<br>E: 0<br>K: 1<br>S: 9<br>H: 0<br>LOB: 0<br>BB: 0<br>P: 13 | R: 1<br>E: 0<br>K: 1<br>S: 9<br>H: 1<br>LOB: 0<br>BB: 0<br>P: 13 | R: 0<br>E: 0<br>K: 1<br>S: 9<br>H: 0<br>LOB: 1<br>BB: 1<br>P: 14 | R: 0<br>E: 0<br>K: 1<br>S: 9<br>H: 0<br>LOB: 0<br>BB: 0<br>P: 13 | R: 0<br>E: 0<br>K: 0<br>S: 11<br>H: 2<br>LOB: 2<br>BB: 0<br>P: 14 | 1B: 5<br>2B: 0<br>3B: 1<br>HR: 0<br>SF: 0<br>SAC: 0<br>DP: 1<br>HBP: 0 | | | | | | |

| PITCHER | | IP | WLS | BF | H | R | ER | SO | BB | IBB | HBP | BLK | WP | HR | S | P | ERA | WHIP |
|---|---|---|---|---|---|---|---|---|---|---|---|---|---|---|---|---|---|---|
| 57 Zach Duke, L<br>ERA: 2.43 | (1, 1) | 8.1 | W | 32 | 6 | 1 | 1 | 5 | 2 | 0 | 0 | 0 | 0 | 0 | 79 | 114 | 1.08 | 0.960 |
| 47 Evan Meek, R<br>ERA: | (9, 1) | 0.2 | | 2 | 0 | 0 | 0 | 0 | 0 | 0 | 0 | 0 | 0 | 0 | 2 | 2 | 0.00 | 0.000 |

| PITCHER | IP | WLS | BF | H | R | ER | SO | BB | IBB | HBP | BLK | WP | HR | S | P | ERA | WHIP |
|---|---|---|---|---|---|---|---|---|---|---|---|---|---|---|---|---|---|

| | |
|---|---|
| AB | 32 |
| R | 1 |
| H | 6 |
| RBI | 1 |
| BB | 2 |
| SO | 5 |
| LOB | 12 |

PA: 34

WP: 0
PB: 0
SB: 0
CS: 0

| Batter | 1 | 2 | 3 | 4 | 5 | 6 | 7 | 8 | 9 | AB | R | H | RBI | BB | SO | LOB |
|---|---|---|---|---|---|---|---|---|---|---|---|---|---|---|---|---|
| 3 Nyjer Morgan, L (1, 8)<br>OBP: 0.395, SLG: 0.408 | B FF 91<br>F SI 92<br>X FC 85<br>1-1 ① F7 | | C SI 92<br>B CH 84<br>B CU 78<br>X FF 93<br>2-1 5 CS 1B | | B SI 91<br>B SL 84<br>C FF 89<br>C FF 90<br>X SL 80<br>2-2 5 BB 25 HR 1B | | C FF 92<br>B FS 86<br>X FS 87<br>1-1 ① F8 | B SI 85<br>C SI 86<br>S SL 79<br>H SL 80<br>2-2 HBP | | 4 | 1 | 2 | 0 | 0 | 0 | 0 |
| 5 Ramón Vázquez, L (1, 4)<br>OBP: 0.350, SLG: 0.161 | C SI 92<br>B CU 76<br>C FC 85<br>B SI 94<br>S FC 87<br>2-3 ② K | | B SI 94<br>C FC 86<br>X FC 88<br>1-1 ②③ G6-3<br>1-2 | | B SI 93<br>B FC 86<br>B FC 86<br>C FF 92<br>B FF 92<br>4-1 25 HR<br>1-2 BB | | B FF 93<br>C FF 94<br>F SL 84<br>B FF 89<br>X SL 85<br>2-2 1B | C FF 85<br>B FF 85<br>X FF 85<br>1-1 ③ G6-3 | | 4 | 1 | 1 | 0 | 1 | 1 | 3 |
| 44 Brandon Moss, L (1, 7)<br>OBP: 0.278, SLG: 0.300 | C SI 94<br>S CU 79<br>F FF 95<br>B CU 79<br>C SI 94<br>1-3 ③ K | | | X FC 87<br>0-0 16 WP 25 BB 23 1B 1B | C SI 93<br>F SI 93<br>X FF 93<br>0-2 ① F6 | | F FS 88<br>S FF 94<br>F FF 95<br>T FF 95<br>0-2 ② K | | C SI 90<br>B CH 85<br>B SL 86<br>B SI 91<br>X SI 92<br>3-1 ① F7 | 5 | 1 | 1 | 0 | 0 | 2 | 3 |
| 25 Adam LaRoche, L (1, 3)<br>OBP: 0.373, SLG: 0.621 | | C SI 92<br>B SI 92<br>B CU 78<br>B FC 86<br>C SI 93<br>B FC 87<br>4-2 23 G3 15 1B BB | | B FF 93<br>F FF 93<br>B SI 94<br>C SI 94<br>F SI 95<br>B SI 95<br>1 SAFE<br>F SI 94<br>B FC 89<br>4-2 16 WP 23 1B<br>1-2 BB | X SI 93<br>0-0 1-H 2-H HR | | C FS 88<br>B FF 94<br>B FF 94<br>S FS 88<br>S FF 94<br>2-3 ③ K | | B FC 87<br>B SI 92<br>C SI 92<br>F SL 86<br>X SL 88<br>2-2 HR | 3 | 3 | 2 | 4 | 2 | 1 | 1 |
| 16 Eric Hinske, L (1, 9)<br>OBP: 0.375, SLG: 0.429 | | B CH 85<br>F FC 88<br>S CU 79<br>B FC 87<br>B SI 96<br>S FC 87<br>3-3 ① K | | B FC 88<br>C CU 82<br>B<br>F SL 84<br>F SI 95<br>B<br>F SI 94<br>F CU 80<br>F<br>3-3 ① C K<br>1-2<br>2-3 | F CH 82<br>B CU 74<br>X FC 85<br>1-1 ② G4-3 | | | C FF 85<br>S SL 80<br>B SL 80<br>B SL 80<br>X FF 87<br>2-2 23 SH1-4 15 1B 10 2B 1B | X SI 91<br>0-0 ② F8 | 5 | 1 | 1 | 0 | 0 | 2 | 3 |
| 15 Andy LaRoche, R (1, 5)<br>OBP: 0.305, SLG: 0.358 | | C SL 82<br>C SI 94<br>B CU 82<br>X SI 94<br>1-2 23 G3 1-2 1B | | B SI 94<br>F SI 94<br>F SI 95<br>S FC 87<br>1-3 ② K | B CH 82<br>F SI 92<br>S CU 76<br>B SI 92<br>X CU 78<br>2-2 ③ G4-3 | | | C SI 87<br>B SL 80<br>C SI 87<br>X SL 80<br>1-2 23 SH1-4 10 2B 1-2 1B | C SI 93<br>F SL 86<br>B FC 88<br>B SI 91<br>X SL 87<br>2-2 ③ L4 | 5 | 1 | 2 | 0 | 0 | 1 | 2 |
| 23 Robinzon Diaz, R (1, 2)<br>OBP: 0.333, SLG: 0.333 | | B FC 88<br>C SL 82<br>C FF 94<br>X SL 83<br>1-2 ② G3 1-2 2-3 | | X FC 88<br>0-0 10 BB 2-H 3-H 1B | | C FF 91<br>B FF 91<br>F SL 82<br>X FS 87<br>1-2 ① G6-3 | | X SI 87<br>0-0 ① SH1-4 1-2 2-3 | | 3 | 0 | 1 | 2 | 0 | 0 | 2 |
| 10 Brian Bixler, R (1, 6)<br>OBP: 0.500, SLG: 0.667 | | B SL 82<br>B SL 82<br>C FC 86<br>C SI 94<br>C SI 95<br>2-3 ③ K | | B SI 94<br>B SI 93<br>B SI 93<br>B SI 92<br>4-0 1-2 BB | | B FF 93<br>X FF 92<br>1-0 ② F8 | | B SL 80<br>B SI 87<br>C SI 86<br>X FF 86<br>2-1 2-H 3-H 2B | | 3 | 0 | 1 | 2 | 1 | 1 | 2 |
| 49 Ross Ohlendorf, R (1, 1)<br>34 John Grabow, L (8, 1) | | | C SI 92<br>X SI 92<br>0-1 ① G4-3 | S SL 82<br>C SL 82<br>X SL 81<br>0-2 ③ G4-3 | | B FF 92<br>B FF 91<br>C FF 92<br>F FF 93<br>S FF 93<br>2-3 ③ K | | S FF 86<br>B SL 80<br>C FF 86<br>S SL 79<br>1-3 ② K | | 4<br>0 | 0<br>0 | 0<br>0 | 0<br>0 | 0<br>0 | 2<br>0 | 3<br>0 |
| Inning Stats | R: 0<br>E: 0<br>K: 2<br>S: 9<br>H: 0<br>LOB: 0<br>BB: 0<br>P: 13 | R: 0<br>E: 0<br>K: 2<br>S: 14<br>H: 1<br>LOB: 2<br>BB: 1<br>P: 25 | R: 0<br>E: 0<br>K: 0<br>S: 6<br>H: 1<br>LOB: 0<br>BB: 0<br>P: 9 | R: 2<br>E: 0<br>K: 2<br>S: 19<br>H: 2<br>LOB: 2<br>BB: 2<br>P: 31 | R: 3<br>E: 0<br>K: 0<br>S: 13<br>H: 2<br>LOB: 0<br>BB: 1<br>P: 22 | R: 0<br>E: 0<br>K: 1<br>S: 7<br>H: 0<br>LOB: 0<br>BB: 0<br>P: 11 | R: 0<br>E: 0<br>K: 2<br>S: 12<br>H: 1<br>LOB: 1<br>BB: 0<br>P: 17 | R: 2<br>E: 0<br>K: 1<br>S: 16<br>H: 3<br>LOB: 2<br>BB: 0<br>P: 25 | R: 1<br>E: 0<br>K: 0<br>S: 9<br>H: 1<br>LOB: 0<br>BB: 0<br>P: 16 | 1B: 8<br>2B: 1<br>3B: 0<br>HR: 2<br>SF: 0<br>SAC: 1<br>DP: 0<br>HBP: 1 | | | | | | |

| PITCHER | | IP | WLS | BF | H | R | ER | SO | BB | IBB | HBP | BLK | WP | HR | S | P | ERA | WHIP |
|---|---|---|---|---|---|---|---|---|---|---|---|---|---|---|---|---|---|---|
| 44 Jake Peavy, R<br>ERA: 5.74 | (1, 1) | 5.0 | L | 24 | 6 | 5 | 5 | 6 | 4 | 0 | 0 | 0 | 1 | 1 | 61 | 100 | 9.00 | 2.000 |
| 45 Edward Mujica, R<br>ERA: 4.15 | (6, 1) | 2.0 | | 7 | 1 | 0 | 0 | 3 | 0 | 0 | 0 | 0 | 0 | 0 | 19 | 28 | 0.00 | 0.500 |
| 43 Cla Meredith, R<br>ERA: 2.84 | (8, 1) | 1.0 | | 7 | 3 | 2 | 2 | 1 | 0 | 0 | 1 | 0 | 0 | 0 | 16 | 25 | 18.00 | 3.000 |
| 59 Luis Perdomo, R<br>ERA: 6.0 | (9, 1) | 1.0 | | 4 | 1 | 1 | 1 | 0 | 0 | 0 | 0 | 0 | 0 | 1 | 9 | 16 | 9.00 | 1.000 |

| PITCHER | IP | WLS | BF | H | R | ER | SO | BB | IBB | HBP | BLK | WP | HR | S | P | ERA | WHIP |
|---|---|---|---|---|---|---|---|---|---|---|---|---|---|---|---|---|---|

# TOP

## Pittsburgh Pirates @ San Diego Padres

PETCO Park, San Diego, CA

Sun Apr 26 2009, 4:05 PM EDT

Att. 30,848 - Sunny - 69 F

livebaseballscorecards.com

| | |
|---|---|
| AB | 36 |
| R | 8 |
| H | 11 |
| RBI | 8 |
| BB | 4 |
| SO | 10 |
| LOB | 19 |

# Pittsburgh Pirates @ San Diego Padres

PETCO Park, San Diego, CA

Sun Apr 26 2009, 4:05 PM EDT

Att. 30,848 - Sunny - 69 F

livebaseballscorecards.com

BOTTOM

| Batter | 1 | 2 | 3 | 4 | 5 | 6 | 7 | 8 | 9 | AB | R | H | RBI | BB | SO | LOB |
|---|---|---|---|---|---|---|---|---|---|---|---|---|---|---|---|---|
| 33 Jody Gerut, L (1, 8)<br>OBP: 0.304, SLG: 0.373 | C FF 90<br>B FF 92<br>B FF 92<br>X FF 91<br>2-1 ① G4-3 | S SL 81<br>D FF 93<br>F SL 81<br>D SL 82<br>C FF 93<br>2-3 ③ K | | | B FF 89<br>X FF 87<br>1-0 ② G4-3 | | | X FF 91<br>0-0 ① G4-3 | | 4 | 0 | 0 | 0 | 0 | 1 | 2 |
| 22 David Eckstein, R (1, 4)<br>OBP: 0.361, SLG: 0.406 | B FF 91<br>B FF 90<br>C FF 90<br>F FF 90<br>X FF 92<br>2-2 ② G6-3 | | C FF 90<br>B FF 90<br>C SL 80<br>F FF 92<br>H FF 92<br>2-2 24 G4-6-3 HBP | | C FF 90<br>C SL 80<br>B SL 81<br>X FF 92<br>1-2 ③ F9 | | | C FF 90<br>F FF 91<br>X SL 84<br>0-2 ② F9 | | 3 | 0 | 0 | 0 | 0 | 0 | 0 |
| 24 Brian Giles, L (1, 9)<br>OBP: 0.234, SLG: 0.197 | X FF 91<br>0-0 23 HR 1B | | X FF 92<br>0-0 ① ② G4-6-3<br>1-2f | | | X FF 90<br>0-0 ① G4-3 | | B FF 91<br>X FF 91<br>1-0 ③ F8 | | 4 | 1 | 1 | 0 | 0 | 0 | 1 |
| 23 Adrián González, L (1, 3)<br>OBP: 0.436, SLG: 0.662 | F FF 93<br>B FF 94<br>1 SAFE<br>B SL 83<br>1 SAFE<br>X FF 93<br>2-1 1-H HR | | F FF 92<br>B CH 81<br>B CH 82<br>F FF 92<br>F FF 92<br>B SL 83<br>B FF 91<br>4-2 BB | | | B FF 90<br>X FF 90<br>1-0 7 G3-6-3 1B | | | X FF 88<br>0-0 ① F7 | 3 | 1 | 2 | 2 | 1 | 0 | 0 |
| 7 Chase Headley, S (1, 7)<br>OBP: 0.316, SLG: 0.400 | B FF 90<br>C SI 90<br>X CH 80<br>1-1 ③ F9 | | X FF 92<br>0-0 ③ G4-3 | | | B FF 90<br>S FF 90<br>B CH 80<br>X FF 90<br>2-1 ② ③ G3-6-3<br>1-2f | | | B FF 89<br>C FF 90<br>S CH 80<br>B CH 81<br>B CH 83<br>F FF 90<br>S FF 91<br>3-3 ② K | 4 | 0 | 0 | 0 | 0 | 1 | 2 |
| 5 Kevin Kouzmanoff, R (1, 5)<br>OBP: 0.306, SLG: 0.377 | | B SL 78<br>B SL 80<br>B FF 91<br>B FF 90<br>4-0 44 SH1-4 28 G6-3 BB | | B FF 90<br>X FF 90<br>1-0 ① G5-3 | | | C SL 78<br>X FF 89<br>0-1 ① F7 | | C FF 91<br>B FF 91<br>S CH 82<br>S CH 83<br>1-3 ③ K | 3 | 0 | 0 | 0 | 1 | 1 | 0 |
| 28 Henry Blanco, R (1, 2)<br>OBP: 0.227, SLG: 0.450 | | B FF 91<br>C FF 91<br>X FF 92<br>1-1 ① G6-3<br>1-2 | | B SL 78<br>S SL 79<br>B SL 79<br>X FF 90<br>2-1 ② G5-3 | | | B FF 90<br>C FF 89<br>B SL 80<br>B FF 89<br>X FF 88<br>3-1 ② G5-3 | | | 3 | 0 | 0 | 0 | 0 | 0 | 1 |
| 8 Chris Burke, R (1, 6) | | D SL 80<br>D FF 92<br>S SI 91<br>F FF 92<br>B FF 93<br>F FF 92<br>F SI 91<br>B FF 91<br>4-2 44 SH1-4 BB | | F FF 89<br>F FF 90<br>B FF 91<br>F SL 80<br>B FF 92<br>B FF 92<br>X FF 90<br>3-2 ③ G6-3 | | | L FF 88<br>F FF 91<br>B FF 91<br>B FF 91<br>F FF 90<br>F FF 91<br>S SL 82<br>2-3 ③ K2-3 | | | 2 | 0 | 0 | 0 | 1 | 1 | 0 |
| 44 Jake Peavy, R (1, 1)<br>11 Drew Macias, L (5, PH)<br>OBP: 0.333, SLG: 0.667<br>45 Edward Mujica, R (6, 1)<br>43 Cla Meredith, R (8, 1)<br>2 Edgar Gonzalez, R (8, PH)<br>OBP: 0.190, SLG: 0.500<br>59 Luis Perdomo, R (9, 1) | C FF 92<br>X FF 93<br>0-1 ② SH1-4<br>1-2<br>2-3 | | | | X FF 89<br>0-0 ① 2B | | | X FF 86<br>0-0 HR | | 0<br>1<br>0<br>0<br>1<br>0 | 0<br>0<br>0<br>0<br>1<br>0 | 0<br>1<br>0<br>0<br>1<br>0 | 0<br>0<br>0<br>0<br>1<br>0 | 0<br>0<br>0<br>0<br>0<br>0 | 0<br>0<br>0<br>0<br>0<br>0 | 0<br>0<br>0<br>0<br>0<br>0 |
| Inning Stats | R: 2<br>E: 0<br>K: 0<br>S: 10<br>H: 2<br>LOB: 0<br>BB: 0<br>P: 17 | R: 0<br>E: 0<br>K: 1<br>S: 11<br>H: 0<br>LOB: 2<br>BB: 2<br>P: 22 | R: 0<br>E: 0<br>K: 0<br>S: 8<br>H: 0<br>LOB: 1<br>BB: 1<br>P: 14 | R: 0<br>E: 0<br>K: 0<br>S: 7<br>H: 0<br>LOB: 0<br>BB: 0<br>P: 13 | R: 0<br>E: 0<br>K: 0<br>S: 5<br>H: 1<br>LOB: 0<br>BB: 0<br>P: 7 | R: 0<br>E: 0<br>K: 0<br>S: 4<br>H: 1<br>LOB: 0<br>BB: 0<br>P: 7 | R: 0<br>E: 0<br>K: 1<br>S: 9<br>H: 0<br>LOB: 0<br>BB: 0<br>P: 14 | R: 1<br>E: 0<br>K: 0<br>S: 6<br>H: 1<br>LOB: 0<br>BB: 0<br>P: 7 | R: 0<br>E: 0<br>K: 2<br>S: 8<br>H: 0<br>LOB: 0<br>BB: 0<br>P: 12 | 1B: 2<br>2B: 1<br>3B: 0<br>HR: 2 | SF: 0<br>SAC: 1<br>DP: 2<br>HBP: 1 | | | WP: 0<br>PB: 0<br>SB: 0<br>CS: 0 | PA: 33 | | |

| | AB | 28 |
|---|---|---|
| | R | 3 |
| | H | 5 |
| | RBI | 3 |
| | BB | 3 |
| | SO | 4 |
| | LOB | 6 |

| PITCHER | | IP | WLS | BF | H | R | ER | SO | BB | IBB | HBP | BLK | WP | HR | S | P | ERA | WHIP |
|---|---|---|---|---|---|---|---|---|---|---|---|---|---|---|---|---|---|---|
| 49 Ross Ohlendorf, R<br>ERA: 3.24 | (1, 1) | 7.0 | W | 27 | 5 | 3 | 3 | 2 | 3 | 0 | 1 | 0 | 0 | 2 | 55 | 95 | 3.86 | 1.143 |
| 34 John Grabow, L<br>ERA: | (8, 1) | 2.0 | | 6 | 0 | 0 | 0 | 2 | 0 | 0 | 0 | 0 | 0 | 0 | 13 | 18 | 0.00 | 0.000 |

| PITCHER | IP | WLS | BF | H | R | ER | SO | BB | IBB | HBP | BLK | WP | HR | S | P | ERA | WHIP |
|---|---|---|---|---|---|---|---|---|---|---|---|---|---|---|---|---|---|

| Batter | 1 | 2 | 3 | 4 | 5 | 6 | 7 | 8 | 9 | AB | R | H | RBI | BB | SO | LOB |
|---|---|---|---|---|---|---|---|---|---|---|---|---|---|---|---|---|
| 3 Nyjer Morgan, L (1, 8)<br>OBP: 0.407, SLG: 0.413 | B SI 90<br>B SI 90<br>B SI 90<br>C SI 88<br>B SI 89<br>4-1<br>12 1B<br>18 1B<br>BB | C SI 91<br>B SI 90<br>B FS 83<br>C FS 82<br>B SI 90<br>F SI 90<br>X SI 89<br>3-2 ③<br>F8 | | | C FF 88<br>X FS 81<br>0-1<br>12 BB<br>16 1B<br>1B | C SL 81<br>X SL 81<br>0-1 ②<br>P5 | | B FF 90<br>B CH 83<br>X FF 89<br>2-0<br>12 2B<br>1-3<br>1B | | 4 | 3 | 2 | 0 | 1 | 0 | 1 |
| 12 Freddy Sanchez, R (1, 4)<br>OBP: 0.390, SLG: 0.615 | F SI 89<br>B CH 81<br>1 SAFE<br>F FF 89<br>B SL 85<br>B FF 89<br>F SI 89<br>F SI 89<br>X SL 84<br>3-2<br>18 1B<br>25 1B<br>1-2<br>1B | | C SI 89<br>B FS 82<br>X<br>1-1 ①<br>G1-3 | | C SI 87<br>B SI 89<br>D CH 81<br>1 SAFE<br>C SL 82<br>B SL 83<br>B SI 87<br>4-2<br>15 BB<br>16 1B<br>1-2<br>BB | C SL 82<br>B SL 80<br>S SL 81<br>X SL 83<br>1-2 ③<br>L9 | | C SL 80<br>1 SAFE<br>S SL 81<br>X SL 81<br>0-2<br>1-H<br>3-H<br>2B | | 4 | 0 | 2 | 2 | 1 | 0 | 1 |
| 18 Craig Monroe, R (1, 7)<br>OBP: 0.333, SLG: 0.536<br>30 Tyler Yates, R (8, 1)<br>34 John Grabow, L (8, 1)<br>17 Sean Burnett, L (8, 1) | X FF 91<br>0-0<br>16 E<br>25 1B<br>15 G3<br>1-2<br>2-H<br>1B | | X SI 91<br>0-0 ②<br>F8 | | C SL 83<br>F SL 83<br>S FS 79<br>0-3 ①<br>K | | B SL 76<br>F SI 85<br>C SL 78<br>S SL 78<br>1-3 ①<br>K | S SL 82<br>B SL 82<br>D SL 83<br>F SI 94<br>S SL 84<br>2-3 ③<br>K | | 5<br>0<br>0<br>0 | 1<br>0<br>0<br>0 | 1<br>0<br>0<br>0 | 1<br>0<br>0<br>0 | 0<br>0<br>0<br>0 | 3<br>0<br>0<br>0 | 3<br>0<br>0<br>0 |
| 25 Adam LaRoche, L (1, 3)<br>OBP: 0.388, SLG: 0.629 | C SI 90<br>X SL 86<br>0-1 ①<br>15 G3<br>16 E<br>1-2<br>2-H<br>1B | C SI 91<br>F SI 89<br>B SI 90<br>B FS 81<br>B FS 83<br>4-2<br>BB | | | F FS 80<br>B SI 89<br>S FS 80<br>B FF 88<br>C FS 79<br>2-3 ②<br>K | | C FF 86<br>B SL 79<br>C SL 78<br>B SL 80<br>F FF 87<br>F SL 79<br>X FF 87<br>2-2<br>15 WP<br>2B | | B FC 84<br>B FF 84<br>C FF 84<br>X FF 86<br>2-1 ①<br>G4-3 | 4 | 0 | 2 | 0 | 1 | 1 | 2 |
| 16 Eric Hinske, L (1, 9)<br>OBP: 0.351, SLG: 0.394 | B SI 90<br>C SI 89<br>X FS 82<br>1-1<br>FC4<br>15 G3<br>1-2<br>2-3 | | B SL 84<br>S FS 80<br>C FS 82<br>B SI 89<br>S FS 80<br>2-3 ③<br>K | | X FS 81<br>0-0<br>15 BB<br>1-2<br>2-H<br>1B | | C SL 79<br>S SL 79<br>F SL 79<br>X SL 80<br>0-2 ②<br>F8 | | F SL 80<br>B CH 73<br>F FF 85<br>B CH 74<br>B FF 86<br>X FF 86<br>3-2 ②<br>F8 | 5 | 0 | 1 | 1 | 0 | 1 | 4 |
| 15 Andy LaRoche, R (1, 5)<br>OBP: 0.313, SLG: 0.368 | F SI 92<br>X SI 91<br>0-1 ②<br>G3<br>1-2<br>2-3<br>3-H | | | C FF 88<br>B FF 89<br>F SL 82<br>F FS 81<br>B SL 85<br>F FS 82<br>F FS 81<br>X SI 90<br>2-2<br>2B | C SL 83<br>B SL 81<br>B FS 79<br>C SI 88<br>B FS 79<br>F SL 83<br>B SI 87<br>4-2<br>35<br>FC6-4<br>1-2<br>2-3<br>BB | | C SL 81<br>B SL 81<br>C FF 89<br>B SL 82<br>X SL 81<br>2-2 ③<br>F7<br>2-3 | | C FC 86<br>B SL 81<br>X FF 86<br>1-1 ③<br>L8 | 4 | 0 | 1 | 1 | 1 | 0 | 3 |
| 35 Jason Jaramillo, S (1, 2)<br>OBP: 0.414, SLG: 0.500 | X FS 82<br>0-0 ③<br>G3 | | | B FS 81<br>C SI 88<br>X SI 89<br>1-1 ①<br>G1-3 | B SI 88<br>C FS 79<br>S SI 87<br>X FS 80<br>1-2 ③<br>FC6-4<br>1-2f | | | B FF 88<br>B CH 78<br>F FF 88<br>X CH 82<br>2-1<br>3 1B<br>12 2B<br>1B | | 4 | 1 | 1 | 0 | 0 | 0 | 6 |
| 10 Brian Bixler, R (1, 6)<br>OBP: 0.250, SLG: 0.286 | | B SI 89<br>C SI 89<br>S SL 84<br>F SI 90<br>F FS 82<br>S SL 85<br>1-3 ①<br>K | | C SI 89<br>F SL 84<br>S FS 80<br>0-3 ②<br>K | | B SL 84<br>C SL 84<br>B SL 84<br>F SL 84<br>S SL 82<br>2-3 ①<br>K | | L FF 88<br>B SL 80<br>C SL 80<br>B SL 81<br>B CH 81<br>S FF 89<br>3-3 ①<br>K | | 4 | 0 | 0 | 0 | 0 | 4 | 2 |
| 27 Jeff Karstens, R (1, 1)<br>24 Delwyn Young, S (6, PH)<br>OBP: 0.400, SLG: 0.600<br>43 Jesse Chavez, R (6, 1)<br>47 Evan Meek, R (7, 1)<br>44 Brandon Moss, L (8, PH)<br>OBP: 0.273, SLG: 0.294<br>(8, 7) | | C SI 90<br>C SL 85<br>B SL 84<br>C FS 82<br>1-3 ②<br>K | | C SL 83<br>B SL 84<br>C SI 90<br>S FS 78<br>1-3 ③<br>K | | B SL 83<br>B SL 81<br>X SL 82<br>2-0<br>1B | | C CH 83<br>B CU 75<br>B CH 83<br>X CH 82<br>2-1 ②<br>P5 | | 2<br>1<br>0<br>0<br>1 | 0<br>0<br>0<br>0<br>0 | 0<br>1<br>0<br>0<br>0 | 0<br>0<br>0<br>0<br>0 | 2<br>0<br>0<br>0<br>0 | 1<br>0<br>0<br>0<br>1 | |
| Inning Stats | R: 2<br>E: 1<br>K: 0<br>S: 14<br>H: 3<br>LOB: 2<br>BB: 1<br>P: 22 | R: 0<br>E: 0<br>K: 2<br>S: 12<br>H: 0<br>LOB: 0<br>BB: 0<br>P: 17 | R: 0<br>E: 0<br>K: 1<br>S: 8<br>H: 0<br>LOB: 1<br>BB: 1<br>P: 15 | R: 0<br>E: 0<br>K: 2<br>S: 14<br>H: 1<br>LOB: 1<br>BB: 0<br>P: 18 | R: 1<br>E: 0<br>K: 2<br>S: 18<br>H: 2<br>LOB: 3<br>BB: 2<br>P: 29 | R: 0<br>E: 0<br>K: 1<br>S: 9<br>H: 1<br>LOB: 1<br>BB: 0<br>P: 14 | R: 0<br>E: 0<br>K: 1<br>S: 15<br>H: 1<br>LOB: 1<br>BB: 0<br>P: 20 | R: 2<br>E: 0<br>K: 2<br>S: 14<br>H: 3<br>LOB: 1<br>BB: 0<br>P: 25 | R: 0<br>E: 0<br>K: 0<br>S: 7<br>H: 0<br>LOB: 0<br>BB: 0<br>P: 13 | 1B: 8<br>2B: 3<br>3B: 0<br>HR: 0<br>SF: 0<br>SAC: 0<br>DP: 0<br>HBP: 0 | | | | | | |

| PITCHER | | IP | WLS | BF | H | R | ER | SO | BB | IBB | HBP | BLK | WP | HR | S | P | ERA | WHIP |
|---|---|---|---|---|---|---|---|---|---|---|---|---|---|---|---|---|---|---|
| 41 Braden Looper, R<br>ERA: 2.45 | (1, 1) | 5.0 | | 25 | 6 | 3 | 2 | 7 | 4 | 0 | 0 | 0 | 0 | 0 | 66 | 101 | 3.60 | 2.000 |
| 45 Mark DiFelice, R<br>ERA: 0.82 | (6, 1) | 1.0 | H | 4 | 1 | 0 | 0 | 1 | 0 | 0 | 0 | 0 | 0 | 0 | 9 | 14 | 0.00 | 1.000 |
| 57 Mitch Stetter, L<br>ERA: 3.0 | (7, 1) | 0.2 | H | 3 | 1 | 0 | 0 | 1 | 0 | 0 | 0 | 0 | 0 | 0 | 12 | 15 | 0.00 | 1.500 |
| 12 Carlos Villanueva, R<br>ERA: 6.75 | (7, 1) | 1.0 | B | 6 | 3 | 2 | 2 | 1 | 0 | 0 | 0 | 0 | 1 | 0 | 14 | 25 | 18.00 | 3.000 |
| 60 Todd Coffey, R<br>ERA: 3.0 | (8, 1) | 0.1 | W | 1 | 0 | 0 | 0 | 1 | 0 | 0 | 0 | 0 | 0 | 0 | 3 | 5 | 0.00 | 0.000 |

| PITCHER | | IP | WLS | BF | H | R | ER | SO | BB | IBB | HBP | BLK | WP | HR | S | P | ERA | WHIP |
|---|---|---|---|---|---|---|---|---|---|---|---|---|---|---|---|---|---|---|
| 51 Trevor Hoffman, R<br>ERA: | (9, 1) | 1.0 | | 3 | 0 | 0 | 0 | 0 | 0 | 0 | 0 | 0 | 0 | 0 | 7 | 13 | 0.00 | 0.000 |

# TOP

# Pittsburgh Pirates @ Milwaukee Brewers

Miller Park, Milwaukee, WI

Mon Apr 27 2009, 7:05 PM CDT
Att. 32,198 - Roof Closed - 68 F

livebaseballscorecards.com

| | |
|---|---|
| AB | 38 |
| R | 5 |
| H | 11 |
| RBI | 5 |
| BB | 4 |
| SO | 11 |
| LOB | 24 |

| Batter | 1 | 2 | 3 | 4 | 5 | 6 | 7 | 8 | 9 | AB | R | H | RBI | BB | SO | LOB |
|---|---|---|---|---|---|---|---|---|---|---|---|---|---|---|---|---|
| 23 Rickie Weeks Jr., R (1, 4)<br>OBP: 0.313, SLG: 0.455 | X SI 89<br>0-0 ① F8 | C SI 90<br>X CU 72<br>0-1 2-H 3-H HR | | | B SL 78<br>C SL 77<br>F SI 89<br>B CH 80<br>B CH 79<br>C SL 78<br>3-3 ① K | X FF 95<br>0-0 ③ P5 | | B FF 96<br>D SL 91<br>C FF 96<br>X SI 96<br>2-1 FC4 1 2B 28 1B 2-3 3-H | | 5 | 2 | 1 | 4 | 0 | 1 | 4 |
| 1 Corey Hart, R (1, 9)<br>OBP: 0.354, SLG: 0.486 | C SI 90<br>B SL 82<br>X SL 78<br>1-1 ② G6-3 | C SL 79<br>B FF 89<br>X SI 88<br>1-1 ③ G5-3 | | | C SI 89<br>S SL 77<br>F SI 91<br>B SL 80<br>B SL 76<br>B SI 88<br>X SL 77<br>3-2 ② G5-3 | | S SI 93<br>S FF 95<br>B SI 95<br>B CU 81<br>S CU 81<br>2-3 ① K | F CH 79<br>X CH 80<br>0-1 28 1B 1-3 3-H 2B | | 5 | 1 | 1 | 1 | 0 | 1 | 0 |
| 8 Ryan Braun, R (1, 7)<br>OBP: 0.471, SLG: 0.600 | C SI 91<br>B SL 80<br>B SL 78<br>X SL 80<br>2-1 HR | | H SI 90<br>1-0 28 K HBP | | B SI 91<br>C CH 81<br>F FF 88<br>B SI 84<br>B SI 88<br>B CH 77<br>4-2 BB | | B CU 79<br>C SI 94<br>C FF 94<br>B CU 83<br>X SI 94<br>2-2 ② L9 | B FF 89<br>B CH 81<br>I IN 74<br>I IN 76<br>4-0 28 1B 25 SF9 IBB | | 2 | 2 | 1 | 1 | 2 | 0 | 0 |
| 28 Prince Fielder, L (1, 3)<br>OBP: 0.384, SLG: 0.463 | X SI 91<br>0-0 3B | | D CH 83<br>1 SAFE<br>S SI 89<br>B CH 82<br>1 SAFE<br>1 SAFE<br>B CH 78<br>F FF 89<br>S CH 82<br>3-3 ① ② K 1-2 | | S CH 80<br>S CH 82<br>B FF 90<br>1 SAFE<br>F CH 82<br>X CH 82<br>1-2 ③ F8 | | C CU 81<br>B SI 94<br>B CU 83<br>B FF 92<br>B CU 79<br>4-1 25 BB BB | B SL 84<br>X SL 84<br>1-0 7 BB 1-3 2-H 3-H 1B | | 4 | 0 | 2 | 2 | 1 | 1 | 2 |
| 25 Mike Cameron, R (1, 8)<br>OBP: 0.429, SLG: 0.672 | X SI 90<br>0-0 ③ F9 | | B FF 91<br>X SI 86<br>1-0 HR | | | B SI 92<br>C FF 94<br>F CH 85<br>B CH 86<br>C FF 92<br>2-3 ① K | D FF 93<br>B FF 92<br>B FF 93<br>B FF 92<br>4-0 1-2 BB | B CH 82<br>B FF 90<br>C CH 82<br>C CH 82<br>X CH 83<br>2-2 ② SF9 3-H | | 3 | 1 | 1 | 2 | 1 | 1 | 1 |
| 7 J.J. Hardy, R (1, 6)<br>OBP: 0.243, SLG: 0.328 | | B FF 91<br>B SI 89<br>X SI 89<br>2-0 ① G5-3 | C SI 90<br>B SL 79<br>C SL 81<br>S SL 79<br>1-3 ③ K | | | B FF 92<br>X FF 94<br>1-0 18 HBP 2 BB 1B | C CU 78<br>S CU 83<br>S CU 82<br>0-3 ③ K | B FF 91<br>F CH 82<br>B CH 82<br>B FF 90<br>B CH 82<br>4-1 1-2 BB | | 4 | 0 | 1 | 0 | 1 | 2 | 2 |
| 2 Bill Hall, R (1, 5)<br>OBP: 0.348, SLG: 0.467 | | C CU 72<br>S SL 81<br>X SI 90<br>0-2 41 SH1-4 23 HR 2B | | F SI 88<br>S SL 79<br>B SL 79<br>F SL 78<br>F SL 80<br>C FF 91<br>1-3 ① K | | C FF 94<br>B FC 88<br>F FF 92<br>B CH 86<br>1 SAFE<br>B FC 88<br>B FF 94<br>4-2 18 HBP 1-2 BB | | 30 SH1-4 18 HBP 23 FC4 BB<br>K | | 3 | 2 | 1 | 0 | 2 | 2 | 2 |
| 18 Jason Kendall, R (1, 2)<br>OBP: 0.306, SLG: 0.200 | | C SI 90<br>B FF 91<br>B SL 80<br>D SI 87<br>C SL 79<br>B FF 88<br>4-2 41 SH1-4 23 HR BB | | B FF 88<br>C SI 88<br>F SL 78<br>X FF 85<br>1-2 ② F7 | | B SI 95<br>B FF 94<br>F FF 94<br>H FF 92<br>3-1 1-2 2-3 HBP | | 1 SAFE<br>D FF 94<br>B FF 96<br>L FF 95<br>1 SAFE<br>H FF 94<br>3-1 23 FC4 30 SH1-4 1 2B 1-2 HBP | | 1 | 2 | 0 | 0 | 1 | 0 | 0 |
| 41 Braden Looper, R (1, 1)<br>45 Mark DiFelice, R (6, 1)<br>27 Brad Nelson, L (6, PH)<br>57 Mitch Stetter, L (7, 1)<br>12 Carlos Villanueva, R (7, 1)<br>OBP: 1.000, SLG: 1.000<br>60 Todd Coffey, R (8, 1)<br>30 Craig Counsell, L (8, PH)<br>OBP: 0.400, SLG: 0.292<br>51 Trevor Hoffman, R (9, 1) | | C SL 80<br>B FF 89<br>B FF 88<br>X SI 86<br>2-1 ② SH1-4 1-2 2-3 | | F FF 87<br>C SI 88<br>X SL 78<br>0-2 ③ F9 | | B CH 86<br>F CH 86<br>B FF 93<br>S CH 85<br>B CH 85<br>S CH 86<br>3-3 ② K | | B FF 93<br>X FF 95<br>1-0 ① SH1-4 1-2 2-3 | | 1<br>0<br>1<br>0<br>0<br>0<br>0<br>0 | 0<br>0<br>0<br>0<br>0<br>0<br>0<br>0 | 0<br>0<br>0<br>0<br>0<br>0<br>0<br>0 | 0<br>0<br>0<br>0<br>0<br>0<br>0<br>0 | 0<br>0<br>1<br>0<br>0<br>0<br>0<br>0 | 0<br>0<br>3<br>0<br>0<br>0<br>0<br>0 | 0<br>0<br>0<br>0<br>0<br>0<br>0<br>0 |
| Inning Stats | R: 1<br>E: 0<br>K: 0<br>S: 7<br>H: 2<br>LOB: 1<br>BB: 0<br>P: 10 | R: 3<br>E: 0<br>K: 0<br>S: 12<br>H: 2<br>LOB: 0<br>BB: 1<br>P: 21 | R: 1<br>E: 0<br>K: 2<br>S: 7<br>H: 1<br>LOB: 0<br>BB: 0<br>P: 13 | R: 0<br>E: 0<br>K: 1<br>S: 11<br>H: 0<br>LOB: 0<br>BB: 0<br>P: 13 | R: 0<br>E: 0<br>K: 1<br>S: 13<br>H: 0<br>LOB: 1<br>BB: 1<br>P: 24 | R: 0<br>E: 0<br>K: 2<br>S: 11<br>H: 1<br>LOB: 3<br>BB: 1<br>P: 24 | R: 0<br>E: 0<br>K: 2<br>S: 10<br>H: 0<br>LOB: 2<br>BB: 2<br>P: 22 | R: 5<br>E: 0<br>K: 1<br>S: 15<br>H: 2<br>LOB: 2<br>BB: 3<br>P: 38 | | 1B: 2<br>2B: 2<br>3B: 1<br>HR: 3<br>SF: 1<br>SAC: 2<br>DP: 0<br>HBP: 3 | | WP: 0<br>PB: 0<br>SB: 0<br>CS: 0<br>PA: 43 | |

# BOTTOM

# Pittsburgh Pirates @ Milwaukee Brewers

Miller Park, Milwaukee, WI

Mon Apr 27 2009, 7:05 PM CDT

Att. 32,198 - Roof Closed - 68 F

livebaseballscorecards.com

| | |
|---|---|
| AB | 29 |
| R | 10 |
| H | 8 |
| RBI | 10 |
| BB | 8 |
| SO | 9 |
| LOB | 14 |

| PITCHER | | IP | WLS | BF | H | R | ER | SO | BB | IBB | HBP | BLK | WP | HR | S | P | ERA | WHIP |
|---|---|---|---|---|---|---|---|---|---|---|---|---|---|---|---|---|---|---|
| 27 Jeff Karstens, R<br>ERA: 5.4 | (1, 1) | 5.0 | | 22 | 5 | 5 | 5 | 4 | 2 | 0 | 1 | 0 | 0 | 3 | 50 | 81 | 9.00 | 1.400 |
| 43 Jesse Chavez, R<br>ERA: 1.0 | (6, 1) | 1.0 | | 6 | 1 | 0 | 0 | 2 | 1 | 0 | 1 | 0 | 0 | 0 | 11 | 24 | 0.00 | 2.000 |
| 47 Evan Meek, R<br>ERA: | (7, 1) | 1.0 | | 5 | 0 | 0 | 0 | 2 | 2 | 0 | 0 | 0 | 0 | 0 | 10 | 22 | 0.00 | 2.000 |
| 30 Tyler Yates, R<br>ERA: 9.95 | (8, 1) | 0.1 | L | 4 | 0 | 3 | 3 | 0 | 1 | 0 | 1 | 0 | 0 | 0 | 5 | 15 | 81.00 | 3.000 |
| 34 John Grabow, L<br>ERA: 1.74 | (8, 1) | 0.1 | | 5 | 2 | 2 | 2 | 0 | 1 | 1 | 0 | 0 | 0 | 0 | 7 | 18 | 54.00 | 9.000 |

| PITCHER | | IP | WLS | BF | H | R | ER | SO | BB | IBB | HBP | BLK | WP | HR | S | P | ERA | WHIP |
|---|---|---|---|---|---|---|---|---|---|---|---|---|---|---|---|---|---|---|
| 17 Sean Burnett, L<br>ERA: 3.68 | (8, 1) | 0.1 | | 1 | 0 | 0 | 0 | 1 | 0 | 0 | 0 | 0 | 0 | 0 | 3 | 5 | 0.00 | 0.000 |

| Batter | 1 | 2 | 3 | 4 | 5 | 6 | 7 | 8 | 9 | AB | R | H | RBI | BB | SO | LOB |
|---|---|---|---|---|---|---|---|---|---|---|---|---|---|---|---|---|
| 3 Nyjer Morgan, L (1, 8)<br>OBP: 0.385, SLG: 0.393 | B SI 87<br>B FF 88<br>C SI 88<br>B CH 84<br>C FF 88<br>S FC 84<br>3-3 **K** ① | C CU 67<br>B FF 85<br>X FF 86<br>1-1 **G6-3** ③ | | B FF 85<br>X FF 85<br>1-0 **SF7** ②<br>3-H | | B FF 92<br>F SI 92<br>C SL 80<br>F SL 81<br>X SL 81<br>1-2 **F8** ② | | | L FF 84<br>1 SAFE<br>S CH 72<br>S CH 72<br>0-3 **K** ① | 4 | 0 | 0 | 1 | 0 | 2 | 3 |
| 12 Freddy Sanchez, R (1, 4)<br>OBP: 0.391, SLG: 0.598 | C SI 88<br>B FC 81<br>H SI 89<br>2-1 44 1B 25 FC5-2 HBP | | B FC 81<br>F SI 88<br>F SI 87<br>B CH 83<br>X SI 88<br>2-2 44 E 16 2B 1B | F FC 82<br>F SI 87<br>F CU 70<br>F SI 88<br>B FC 82<br>F CU 68<br>B SI 90<br>B FC 82<br>C SI 89<br>3-3 **K** ③ | | B SI 93<br>F SL 83<br>C SL 83<br>B SL 84<br>S SL 83<br>2-3 **K** ③ | | | S SL 81<br>F CH 72<br>B FC 84<br>X CH 73<br>1-2 **G4-6-3** ②③<br>1-2f | 4 | 1 | 1 | 0 | 0 | 2 | 1 |
| 44 Brandon Moss, L (1, 7)<br>OBP: 0.271, SLG: 0.291 | B CH 84<br>X FC 83<br>1-0 25 FC5-2 1B<br>1-3 | | B SI 88<br>X SI 81<br>1-0 **FC4** 16 2B<br>1-2 | | C SI 88<br>B FF 86<br>C CU 69<br>C SI 89<br>1-3 **K** ① | | F FF 85<br>X SL 77<br>0-1 **P6** ① | | | 4 | 1 | 1 | 0 | 0 | 1 | 1 |
| 25 Adam LaRoche, L (1, 3)<br>OBP: 0.369, SLG: 0.595 | B CU 66<br>S SI 88<br>B CH 84<br>X CU 68<br>2-1 **FC5-2** ②<br>1-2<br>3-H | | F FC 85<br>B CH 86<br>F FF 88<br>F SI 89<br>F CU 68<br>B CH 84<br>F SI 88<br>B CU 66<br>F FF 85<br>3-2 X SI 89 **F7** ① | | F SI 82<br>B SI 88<br>C CU 67<br>S CU 67<br>1-3 **K** ② | | B SL 77<br>B SL 78<br>S SL 78<br>S SL 78<br>B FF 86<br>X SL 78<br>3-2 **L7** ② | | | 4 | 0 | 0 | 0 | 0 | 1 | 4 |
| 16 Eric Hinske, L (1, 9)<br>OBP: 0.366, SLG: 0.417 | X FF 85<br>0-0 **P3** ③ | | B FF 86<br>C FC 84<br>C CU 66<br>B SI 88<br>X SI 88<br>2-2 1-H 2-H 2B | | B SI 90<br>H SI 90<br>2-0 15 HBP 35 2B HBP | | C SL 79<br>S SL 78<br>X SL 79<br>0-2 **F8** ③ | | | 3 | 1 | 1 | 2 | 0 | 0 | 2 |
| 15 Andy LaRoche, R (1, 5)<br>OBP: 0.309, SLG: 0.350 | | C SI 87<br>B FC 80<br>F SI 87<br>X CU 67<br>1-2 **G1-4-3** ① | C FC 82<br>X CU 66<br>0-1 **G6-3** ② | | H SI 91<br>1-0 35 2B<br>1-2 HBP | | | B SI 93<br>F SI 92<br>X SI 93<br>1-1 **G5-3** ① | | 3 | 1 | 0 | 0 | 0 | 0 | 1 |
| 35 Jason Jaramillo, S (1, 2)<br>OBP: 0.424, SLG: 0.517 | | C SI 88<br>B FF 85<br>B CH 85<br>B CH 81<br>B SI 88<br>4-1 28 SH5-4 10 1B BB | F SI 89<br>B FC 84<br>X FF 86<br>1-1 **G4-3** ③ | | C CU 67<br>X SI 82<br>0-1<br>1-H 2-H 2B | | | B SI 94<br>X SI 94<br>1-0 **F7** ② | | 3 | 0 | 1 | 2 | 1 | 0 | 1 |
| 10 Brian Bixler, R (1, 6)<br>OBP: 0.333, SLG: 0.455<br>47 Evan Meek, R (8, 1) | | C SI 87<br>B SI 87<br>B FC 81<br>F SI 87<br>F SI 88<br>X SI 88<br>2-2 28 SH5-4 1B<br>1-2 | | C SI 86<br>F SI 87<br>B CU 68<br>X SI 89<br>1-2 28 SH5-4 3 SF7 2B | C CH 82<br>S SI 89<br>S SI 89<br>0-3 **K** ③ | | | B SI 93<br>C SI 93<br>B SI 94<br>F SI 93<br>C SL 83<br>2-3 **K2-3** ③ | | 4<br>0 | 1<br>0 | 2<br>0 | 0<br>0 | 0<br>0 | 2<br>0 | 1<br>0 |
| 28 Paul Maholm, L (1, 1)<br>OBP: 0.273, SLG: 0.111<br>43 Jesse Chavez, R (6, 1)<br>17 Sean Burnett, L (6, 1)<br>5 Ramón Vázquez, L (8, 6)<br>OBP: 0.366, SLG: 0.188 | | B SI 87<br>L SI 88<br>X FF 88<br>1-1 **SH5-4** ②<br>1-2<br>2-3 | | C CU 68<br>L SI 88<br>B CU 67<br>B SI 88<br>X SI 88<br>2-2 **SH5-4** ①<br>2-3 | | C<br>C<br>B<br>X FF 91<br>1-2 **F8** ① | | | C FF 85<br>C FF 85<br>B FF 86<br>B CH 74<br>X CH 73<br>2-2 12 G4-6-3 1B | 1<br>0<br>0<br>1 | 0<br>0<br>0<br>0 | 0<br>0<br>0<br>1 | 0<br>0<br>0<br>0 | 0<br>0<br>0<br>0 | 0<br>0<br>0<br>0 | 0<br>0<br>0<br>0 |
| Inning Stats | R: 0<br>E: 0<br>K: 1<br>S: 8<br>H: 1<br>LOB: 2<br>BB: 0<br>P: 16 | R: 0<br>E: 0<br>K: 0<br>S: 12<br>H: 1<br>LOB: 2<br>BB: 1<br>P: 21 | R: 2<br>E: 1<br>K: 0<br>S: 18<br>H: 2<br>LOB: 1<br>BB: 0<br>P: 27 | R: 1<br>E: 0<br>K: 1<br>S: 13<br>H: 1<br>LOB: 0<br>BB: 0<br>P: 20 | R: 2<br>E: 0<br>K: 3<br>S: 11<br>H: 1<br>LOB: 1<br>BB: 0<br>P: 16 | R: 0<br>E: 0<br>K: 1<br>S: 10<br>H: 0<br>LOB: 0<br>BB: 0<br>P: 14 | R: 0<br>E: 0<br>K: 0<br>S: 8<br>H: 0<br>LOB: 0<br>BB: 0<br>P: 11 | R: 0<br>E: 0<br>K: 1<br>S: 6<br>H: 0<br>LOB: 0<br>BB: 0<br>P: 10 | R: 0<br>E: 0<br>K: 1<br>S: 9<br>H: 1<br>LOB: 0<br>BB: 0<br>P: 12 | 1B: 4<br>2B: 3<br>3B: 0<br>HR: 0<br>SF: 1<br>SAC: 2<br>DP: 1<br>HBP: 3 | | | | | | |

| PITCHER | | IP | WLS | BF | H | R | ER | SO | BB | IBB | HBP | BLK | WP | HR | S | P | ERA | WHIP |
|---|---|---|---|---|---|---|---|---|---|---|---|---|---|---|---|---|---|---|
| 31 Dave Bush, R<br>ERA: 4.5 | (1, 1) | 5.0 | | 26 | 6 | 5 | 4 | 5 | 1 | 0 | 3 | 0 | 0 | 0 | 62 | 100 | 7.20 | 1.400 |
| 50 Jorge Julio, R<br>ERA: 9.0 | (6, 1) | 1.0 | W | 3 | 0 | 0 | 0 | 1 | 0 | 0 | 0 | 0 | 0 | 0 | 10 | 14 | 0.00 | 0.000 |
| 57 Mitch Stetter, L<br>ERA: 2.57 | (7, 1) | 1.0 | H | 3 | 0 | 0 | 0 | 0 | 0 | 0 | 0 | 0 | 0 | 0 | 8 | 11 | 0.00 | 0.000 |
| 60 Todd Coffey, R<br>ERA: 2.77 | (8, 1) | 1.0 | H | 3 | 0 | 0 | 0 | 1 | 0 | 0 | 0 | 0 | 0 | 0 | 6 | 10 | 0.00 | 0.000 |
| 51 Trevor Hoffman, R<br>ERA: | (9, 1) | 1.0 | S | 3 | 1 | 0 | 0 | 1 | 0 | 0 | 0 | 0 | 0 | 0 | 9 | 12 | 0.00 | 1.000 |

| PITCHER | IP | WLS | BF | H | R | ER | SO | BB | IBB | HBP | BLK | WP | HR | S | P | ERA | WHIP |
|---|---|---|---|---|---|---|---|---|---|---|---|---|---|---|---|---|---|

# TOP

# Pittsburgh Pirates @ Milwaukee Brewers

Miller Park, Milwaukee, WI

Tue Apr 28 2009, 7:05 PM CDT
Att. 26,594 - Roof Closed - 63 F

livebaseballscorecards.com

| | |
|---|---|
| AB | 31 |
| R | 5 |
| H | 7 |
| RBI | 5 |
| BB | 1 |
| SO | 8 |
| LOB | 14 |

WP: 0 PA: 38
PB: 0
SB: 0
CS: 0

| Batter | 1 | 2 | 3 | 4 | 5 | 6 | 7 | 8 | 9 | AB | R | H | RBI | BB | SO | LOB |
|---|---|---|---|---|---|---|---|---|---|---|---|---|---|---|---|---|
| 23 Rickie Weeks Jr., R (1, 4)<br>OBP: 0.318, SLG: 0.488 | B SI 89<br>X SI 89<br>1-0 ① L7 | | C CU 73<br>B CU 75<br>B SI 87<br>X CH 83<br>2-1 8 BB 1 BB 1B | F CH 85<br>B SI 85<br>X FF 90<br>1-1 ③ P3 | | B SI 92<br>X SI 93<br>1-0 1-H HR | | B FF 92<br>C FF 90<br>X CU 80<br>1-1 ① F7 | | 5 | 1 | 2 | 2 | 0 | 0 | 3 |
| 1 Corey Hart, R (1, 9)<br>OBP: 0.391, SLG: 0.514 | B FF 89<br>B SI 86<br>F FF 89<br>B FF 89<br>C CH 85<br>F FF 89<br>X SI 89<br>3-2 8 1B 2B | | 1 SAFE<br>B CH 82<br>B CH 82<br>1 SAFE<br>1 SAFE<br>C SI 88<br>F CH 84<br>1 SAFE<br>F SL 82<br>4-2 B CH 85 F SL 82 B FF 90 8 BB 1-2 BB | | B SI 88<br>F CH 82<br>S SL 82<br>B FF 89<br>B CU 74<br>B SI 89<br>4-2 8 2B BB | B FF 94<br>C CH 85<br>S FC 88<br>X FC 88<br>1-2 1B | | B CU 81<br>F SI 92<br>S SI 94<br>B SI 95<br>B CU 82<br>B FF 92<br>4-2 8 S BB | | 2 | 2 | 2 | 0 | 3 | 0 | 0 |
| 8 Ryan Braun, R (1, 7)<br>OBP: 0.478, SLG: 0.608 | C CH 83<br>B CU 75<br>X CH 84<br>1-1 28 G1-6-3 2-H 1B | | B CU 73<br>B FF 89<br>B CH 85<br>B SI 91<br>4-0 1-2 2-3 BB | | C SI 89<br>F FF 89<br>B SL 82<br>F CH 84<br>B SL 82<br>X FF 90<br>2-2 28 G3-1 1-H 25 G6-3 2B | 1 SAFE<br>B FC 88<br>C FF 93<br>F CH 83<br>X FF 92<br>1-2 ② F8 | | B CU 80<br>D CU 80<br>C SI 91<br>F FF 93<br>S CU 82<br>2-3 ② K 1-2 | | 4 | 1 | 2 | 2 | 1 | 1 | 2 |
| 28 Prince Fielder, L (1, 3)<br>OBP: 0.374, SLG: 0.437 | C SL 82<br>S SL 83<br>F SL 81<br>B FF 90<br>F FF 90<br>1 SAFE<br>X SL 80<br>1-2 ②③ G1-6-3 1-2f | | C SL 82<br>B SL 83<br>X SL 82<br>1-1 ③ F7 | | C SL 81<br>B SL 82<br>S SI 89<br>X SL 80<br>1-2 ① G3-1 2-3 | S SL 78<br>D SL 76<br>1 SAFE<br>B SL 78<br>B SI 88<br>S SL 78<br>S SL 76<br>3-3 ③ K | | I IN 52<br>I<br>I<br>I<br>4-0 IBB | | 4 | 0 | 0 | 0 | 1 | 1 | 6 |
| 25 Mike Cameron, R (1, 8)<br>OBP: 0.415, SLG: 0.632 | | B SI 89<br>F CH 82<br>B FF 89<br>B SI 89<br>X SI 88<br>3-1 E6 7 G5-4-3 | B CU 71<br>B SI 87<br>X SI 88<br>2-0 ① F9 | C CU 74<br>F FF 89<br>X SL 82<br>0-2 ② G6-3 3-H | | C SI 87<br>B CH 80<br>B CH 82<br>B FF 89<br>F SI 89<br>F SI 90<br>B SI 90<br>4-2 2 G6-3 BB | B<br>F FF 92<br>F FF 93<br>X CU 83<br>1-2 ③ G3 | | 4 | 0 | 0 | 1 | 1 | 0 | 2 |
| 7 J.J. Hardy, R (1, 6)<br>OBP: 0.247, SLG: 0.319<br>50 Jorge Julio, R (6, 1)<br>57 Mitch Stetter, L (7, 1)<br>27 Brad Nelson, L (7, PH)<br>60 Todd Coffey, R (8, 1)<br>51 Trevor Hoffman, R (9, 1) | | 1 SAFE<br>B SI 89<br>B FF 88<br>C SI 88<br>C CU 73<br>D CU 77<br>1 SAFE<br>1 SAFE<br>F FF 90<br>3-2 ①② X FF 89 G5-4-3 1-2f | B SI 88<br>B SI 88<br>C SI 88<br>B CH 84<br>B SI 88<br>4-1 31 BB 2 1B BB | B<br>F FF 91<br>C<br>S<br>1-3 ③ K | | C SL 77<br>C SL 77<br>S SL 77<br>0-3 ① K | | | 2<br>0<br>0<br>0<br>1<br>0<br>0<br>0 | 0<br>0<br>0<br>0<br>0<br>0<br>0<br>0 | 0<br>0<br>0<br>0<br>0<br>0<br>0<br>0 | 0<br>0<br>0<br>0<br>0<br>0<br>0<br>0 | 1<br>0<br>0<br>0<br>0<br>0<br>0<br>0 | 1<br>0<br>0<br>1<br>0<br>0<br>0<br>0 | 1<br>0<br>0<br>1<br>0<br>0<br>0<br>0 |
| 2 Bill Hall, R (1, 5)<br>OBP: 0.357, SLG: 0.516 | | C CU 74<br>S CH 85<br>S CH 84<br>0-3 ③ K | C CH 85<br>D SI 86<br>1 SAFE<br>B FF 90<br>X SI 90<br>2-1 31 BB 1-2 1B | | X CH 84<br>0-0 HR | 1 SAFE<br>C SI 90<br>1 SAFE<br>B SI 89<br>B CH 82<br>F CH 82<br>F SI 89<br>B SI 90<br>F SI 89<br>3-2 F SI 89 X FF 89 G6-3 1-2 ② | | | 4 | 1 | 2 | 1 | 0 | 1 | 1 |
| 11 Mike Rivera, R (1, 2)<br>OBP: 0.286, SLG: 0.462<br>18 Jason Kendall, R (4, PH)<br>OBP: 0.308, SLG: 0.192 (5, 2) | | | C SI 87<br>B CH 82<br>B CH 83<br>X SI 87<br>2-1 ① G6-3 | C SI 90<br>B SI 90<br>X CH 84<br>1-1 ② F4 | | B SI 87<br>C SI 87<br>X FF 88<br>1-1 ① F9 | I IN 67<br>I IN 68<br>I IN 66<br>I IN 65 | 4-0 IBB | | 1<br>2 | 0<br>0 | 0<br>0 | 0<br>0 | 0<br>1 | 0<br>0 | 0<br>2 |
| 31 Dave Bush, R (1, 1)<br>OBP: 0.273, SLG: 0.200<br>30 Craig Counsell, L (6, 6)<br>OBP: 0.406, SLG: 0.308 | | | B SI 87<br>X FF 87<br>1-0 ② F7 | B SL 82<br>B SI 89<br>B SI 89<br>C FF 88<br>B FF 89<br>4-1 1-2 2-3 BB | | C FF 89<br>B SL 82<br>X SL 81<br>1-1 23 HR 1B | X SL 76 | 0-0 ③ P5 | | 1<br>2 | 0<br>1 | 0<br>1 | 0<br>1 | 1<br>0 | 0<br>0 | 0<br>2 |
| Inning Stats | R: 1 H: 2<br>E: 0 LOB: 0<br>K: 0 BB: 0<br>S: 13 P: 19 | R: 0 H: 0<br>E: 1 LOB: 0<br>K: 1 BB: 0<br>S: 9 P: 15 | R: 0 H: 1<br>E: 0 LOB: 3<br>K: 0 BB: 2<br>S: 11 P: 25 | R: 0 H: 1<br>E: 0 LOB: 3<br>K: 0 BB: 2<br>S: 9 P: 23 | R: 2 H: 1<br>E: 0 LOB: 0<br>K: 1 BB: 1<br>S: 15 P: 23 | R: 3 H: 4<br>E: 0 LOB: 1<br>K: 1 BB: 0<br>S: 15 P: 23 | R: 0 H: 0<br>E: 0 LOB: 2<br>K: 1 BB: 2<br>S: 13 P: 24 | R: 0 H: 0<br>E: 0 LOB: 2<br>K: 1 BB: 2<br>S: 10 P: 22 | | 1B: 5 SF: 0<br>2B: 2 SAC: 0<br>3B: 0 DP: 2<br>HR: 2 HBP: 0 | | | | | | |

| PITCHER | | IP | WLS | BF | H | R | ER | SO | BB | IBB | HBP | BLK | WP | HR | S | P | ERA | WHIP |
|---|---|---|---|---|---|---|---|---|---|---|---|---|---|---|---|---|---|---|
| 28 Paul Maholm, L<br>ERA: 3.09 | (1, 1) | 5.1 | | 27 | 7 | 5 | 5 | 2 | 5 | 0 | 0 | 0 | 0 | 1 | 62 | 112 | 8.44 | 2.250 |
| 43 Jesse Chavez, R<br>ERA: 1.93 | (6, 1) | 0.1 | L | 3 | 2 | 1 | 1 | 0 | 0 | 0 | 0 | 0 | 0 | 1 | 7 | 10 | 27.00 | 6.000 |
| 17 Sean Burnett, L<br>ERA: 3.12 | (6, 1) | 1.1 | | 6 | 0 | 0 | 0 | 2 | 1 | 1 | 0 | 0 | 0 | 0 | 16 | 30 | 0.00 | 0.750 |
| 47 Evan Meek, R<br>ERA: | (8, 1) | 1.0 | | 5 | 0 | 0 | 0 | 1 | 1 | 1 | 0 | 0 | 0 | 0 | 10 | 22 | 0.00 | 1.000 |

| PITCHER | IP | WLS | BF | H | R | ER | SO | BB | IBB | HBP | BLK | WP | HR | S | P | ERA | WHIP |
|---|---|---|---|---|---|---|---|---|---|---|---|---|---|---|---|---|---|

# BOTTOM

# Pittsburgh Pirates @ Milwaukee Brewers

Miller Park, Milwaukee, WI

Tue Apr 28 2009, 7:05 PM CDT

Att. 26,594 - Roof Closed - 63 F

livebaseballscorecards.com

| | |
|---|---|
| AB | 32 |
| R | 6 |
| H | 9 |
| RBI | 6 |
| BB | 9 |
| SO | 5 |
| LOB | 20 |

| | | | |
|---|---|---|---|
| WP: 0 | PA: 41 | | |
| PB: 0 | | | |
| SB: 1 | | | |
| CS: 0 | | | |

# Pittsburgh Pirates @ Milwaukee Brewers

Miller Park, Milwaukee, WI

Wed Apr 29 2009, 12:05 PM CDT

Att. 29,791 - Roof Closed - 64 F

livebaseballscorecards.com

TOP

| Batter | 1 | 2 | 3 | 4 | 5 | 6 | 7 | 8 | 9 | AB | R | H | RBI | BB | SO | LOB |
|---|---|---|---|---|---|---|---|---|---|---|---|---|---|---|---|---|
| 3 Nyjer Morgan, L (1, 8)<br>OBP: 0.370, SLG: 0.375 | C FF 88<br>C FF 90<br>S CU 81<br>0-3<br>K2-3 | | | B FF 90<br>T FF 90<br>S CU 79<br>X FF 93<br>1-2<br>L1 | | B FF 92<br>C FF 92<br>B CU 79<br>C FF 92<br>S CU 80<br>2-3<br>K | | B FF 92<br>S CU 79<br>B CU 78<br>X CU 78<br>2-1<br>G4-3 | | 4 | 0 | 0 | 0 | 0 | 2 | 1 |
| 12 Freddy Sanchez, R (1, 4)<br>OBP: 0.374, SLG: 0.570 | C FF 91<br>B FF 91<br>B CU 78<br>X SI 91<br>2-1<br>F9 | | | C FF 92<br>C CU 79<br>B CU 80<br>B SL 82<br>B SI 93<br>F FF 93<br>F CU 78<br>F SI 92<br>X SL 83<br>3-2<br>G4-3 | | | F FF 90<br>B FF 92<br>X CU 79<br>1-1<br>E6<br>16<br>BB | | C FF 89<br>B SL 84<br>B SL 83<br>S CH 81<br>B SL 83<br>X CH 81<br>3-2<br>G4-3 | 4 | 0 | 0 | 0 | 0 | 0 | 0 |
| 44 Brandon Moss, L (1, 7)<br>OBP: 0.254, SLG: 0.271 | B FF 92<br>B FF 91<br>B SI 90<br>C FF 89<br>C FF 90<br>C FF 92<br>3-3<br>K | | | B CU 78<br>C CH 85<br>X FF 92<br>1-1<br>G5-3 | | | B CU 76<br>X SI 90<br>1-0<br>F8 | | C CU 72<br>B CH 82<br>X CH 82<br>1-1<br>G3-1 | 4 | 0 | 0 | 0 | 0 | 1 | 1 |
| 25 Adam LaRoche, L (1, 3)<br>OBP: 0.352, SLG: 0.564 | | B FF 89<br>X FF 90<br>1-0<br>F8 | | | B CU 78<br>C CU 77<br>F FF 92<br>B CU 80<br>C CU 78<br>2-3<br>K | | B SI 90<br>C FF 91<br>1 SAFE<br>B CU 77<br>B CU 77<br>X FF 92<br>3-1<br>F7 | | B CU 75<br>C FF 89<br>B FF 90<br>B CU 76<br>C CH 82<br>S SL 84<br>3-3<br>K | 4 | 0 | 0 | 0 | 0 | 2 | 1 |
| 16 Eric Hinske, L (1, 9)<br>OBP: 0.364, SLG: 0.395 | | C SI 91<br>F SI 92<br>C CU 79<br>0-3<br>K | | | S FF 92<br>F FF 92<br>B FF 92<br>S CU 81<br>1-3<br>K | | B FF 92<br>B FF 91<br>C CU 78<br>D CU 78<br>B CU 77<br>4-1<br>1-2<br>BB | | | 2 | 0 | 0 | 0 | 1 | 2 | 0 |
| 15 Andy LaRoche, R (1, 5)<br>OBP: 0.310, SLG: 0.365 | | C FF 91<br>F FF 92<br>X FF 91<br>0-2<br>F9 | | | B FF 92<br>C FF 93<br>B SL 85<br>C FF 92<br>F SL 83<br>F FF 93<br>X CU 81<br>2-2<br>2B | | F SI 92<br>C FF 92<br>B CU 80<br>X SI 92<br>1-2<br>P3 | | | 3 | 0 | 1 | 0 | 0 | 0 | 2 |
| 5 Ramón Vázquez, L (1, 6)<br>OBP: 0.341, SLG: 0.171 | | | B FF 89<br>C CH 83<br>B FF 91<br>B FF 90<br>C FF 91<br>X FF 91<br>3-2<br>G1-3 | | B CU 79<br>B CH 83<br>F FF 92<br>B CH 84<br>F FF 93<br>C FF 92<br>3-3<br>K | | | B CH 83<br>C FF 90<br>B FF 91<br>S CH 84<br>C SI 92<br>2-3<br>K | | 3 | 0 | 0 | 0 | 0 | 2 | 1 |
| 23 Robinzon Diaz, R (1, 2)<br>OBP: 0.333, SLG: 0.500 | | | X FF 91<br>0-0<br>G6-3 | | | C SL 84<br>F CU 80<br>S SL 82<br>0-3<br>K | | X FF 92<br>0-0<br>2B | | 3 | 0 | 1 | 0 | 0 | 1 | 0 |
| 45 Ian Snell, R (1, 1)<br>OBP: 0.200, SLG: 0.200<br>18 Craig Monroe, R (8, PH)<br>OBP: 0.323, SLG: 0.517<br>30 Tyler Yates, R (8, 1) | | | B FF 91<br>T FF 91<br>S FF 92<br>S CU 80<br>1-3<br>K2-3 | | | F FF 92<br>B CU 80<br>C FF 92<br>X FF 93<br>1-2<br>G3 | | B SL 84<br>B SL 83<br>C CU 79<br>C SL 81<br>C SI 92<br>2-3<br>K | | 2<br>1<br>0 | 0<br>0<br>0 | 0<br>0<br>0 | 0<br>0<br>0 | 0<br>0<br>0 | 1<br>1<br>0 | 0<br>1<br>0 |
| Inning Stats | R: 0<br>E: 0<br>K: 2<br>S: 8<br>H: 0<br>LOB: 0<br>BB: 0<br>P: 13 | R: 0<br>E: 0<br>K: 1<br>S: 7<br>H: 0<br>LOB: 0<br>BB: 0<br>P: 8 | R: 0<br>E: 0<br>K: 1<br>S: 7<br>H: 0<br>LOB: 0<br>BB: 0<br>P: 11 | R: 0<br>E: 0<br>K: 0<br>S: 11<br>H: 0<br>LOB: 0<br>BB: 0<br>P: 16 | R: 0<br>E: 0<br>K: 3<br>S: 14<br>H: 1<br>LOB: 1<br>BB: 0<br>P: 22 | R: 0<br>E: 0<br>K: 2<br>S: 9<br>H: 0<br>LOB: 0<br>BB: 0<br>P: 12 | R: 0<br>E: 1<br>K: 0<br>S: 9<br>H: 0<br>LOB: 2<br>BB: 1<br>P: 19 | R: 0<br>E: 0<br>K: 2<br>S: 9<br>H: 1<br>LOB: 1<br>BB: 0<br>P: 15 | R: 0<br>E: 0<br>K: 1<br>S: 8<br>H: 0<br>LOB: 0<br>BB: 0<br>P: 15 | 1B: 0<br>2B: 2<br>3B: 0<br>HR: 0<br>SF: 0<br>SAC: 0<br>DP: 0<br>HBP: 0 | | | | | | |

| | AB | 30 |
|---|---|---|
| | R | 0 |
| | H | 2 |
| | RBI | 0 |
| | BB | 1 |
| | SO | 12 |
| | LOB | 7 |

WP: 0 PA: 31
PB: 0
SB: 0
CS: 0

| PITCHER | | IP | WLS | BF | H | R | ER | SO | BB | IBB | HBP | BLK | WP | HR | S | P | ERA | WHIP |
|---|---|---|---|---|---|---|---|---|---|---|---|---|---|---|---|---|---|---|
| 49 Yovani Gallardo, R<br>ERA: 2.86 | (1, 1) | 8.0 | W | 28 | 2 | 0 | 0 | 11 | 1 | 0 | 0 | 0 | 0 | 0 | 74 | 116 | 0.00 | 0.375 |
| 12 Carlos Villanueva, R<br>ERA: 6.17 | (9, 1) | 1.0 | S | 3 | 0 | 0 | 0 | 1 | 0 | 0 | 0 | 0 | 0 | 0 | 8 | 15 | 0.00 | 0.000 |

| PITCHER | IP | WLS | BF | H | R | ER | SO | BB | IBB | HBP | BLK | WP | HR | S | P | ERA | WHIP |
|---|---|---|---|---|---|---|---|---|---|---|---|---|---|---|---|---|---|

| Batter | 1 | 2 | 3 | 4 | 5 | 6 | 7 | 8 | 9 | AB | R | H | RBI | BB | SO | LOB |
|---|---|---|---|---|---|---|---|---|---|---|---|---|---|---|---|---|
| 23 Rickie Weeks Jr., R (1, 4)<br>OBP: 0.315, SLG: 0.471 | C FF 91<br>S SL 83<br>F SL 81<br>B CH 81<br>X SI 94<br>1-2 ① L9 | | C FF 90<br>X SL 79<br>0-1 ① G3-1 | | B SL 81<br>X FF 90<br>1-0 ② P4 | | B FF 91<br>C SI 91<br>B SL 85<br>S FF 91<br>B FF 94<br>F FF 93<br>B SL 85<br>4-2 8 CS BB | | | 3 | 0 | 0 | 0 | 1 | 0 | 0 |
| 16 Chris Duffy, L (1, 8)<br>OBP: 0.308, SLG: 0.200 | B SI 91<br>B SI 91<br>F SI 91<br>C SI 91<br>F SI 92<br>B SL 82<br>F SI 93<br>B SI 93<br>4-2 28 BB BB | | B SI 90<br>F SI 90<br>B CH 82<br>B SI 92<br>X FF 91<br>3-1 ② P5 | | B CH 88<br>S SI 91<br>C CH 82<br>X SL 82<br>1-2 2B | | D SI 90<br>B SI 90<br>X SI 90<br>2-0 ② F7 | | | 3 | 0 | 1 | 0 | 1 | 0 | 1 |
| 8 Ryan Braun, R (1, 7)<br>OBP: 0.458, SLG: 0.577 | S SL 83<br>C CH 83<br>C FF 90<br>0-3 ② K | | B SI 93<br>F SL 85<br>F SL 87<br>S SL 82<br>1-3 ③ K | | B SL 84<br>C SL 82<br>C SI 89<br>T SL 83<br>1-2 ③ K | | 1 SAFE<br>B FF 92<br>B FF 92<br>S SL 84<br>F CH 87<br>F CH 87<br>1 SAFE<br>B FF 90<br>1-2<br>3-2 ③ CS | X SL 91<br>0-0 ① G6-3 | | 4 | 0 | 0 | 0 | 0 | 3 | 2 |
| 28 Prince Fielder, L (1, 3)<br>OBP: 0.389, SLG: 0.459 | C SL 84<br>B SI 92<br>1 SAFE<br>B SI 90<br>B CH 84<br>C SI 93<br>B SI 94<br>4-2 1-2 BB | | | B CH 82<br>F CH 81<br>C SL 80<br>X SL 83<br>1-2 ① G6-3 | | C CH 82<br>B CH 82<br>X SL 81<br>1-1 1B | | C CH 86<br>B CH 86<br>B FF 96<br>B FF 96<br>F FF 96<br>F FF 98<br>X FF 98<br>3-2 2B | | 3 | 0 | 2 | 0 | 1 | 0 | 0 |
| 1 Corey Hart, R (1, 9)<br>OBP: 0.385, SLG: 0.513 | D CH 85<br>C FF 89<br>B CH 84<br>F SL 85<br>D SL 82<br>X FF 94<br>3-2 ③ F9 | | | B FF 91<br>X FF 90<br>1-0 2B | S SL 83<br>B SL 84<br>F FF 92<br>B FF 90<br>D SL 83<br>X SI 92<br>3-2 ① P4 | | | B SL 91<br>B SL 90<br>C FF 97<br>F FF 96<br>C FF 97<br>2-3 ② K | | 4 | 0 | 1 | 0 | 0 | 1 | 4 |
| 7 J.J. Hardy, R (1, 6)<br>OBP: 0.235, SLG: 0.301 | | B SI 89<br>C SI 90<br>B SL 79<br>F SI 92<br>B SL 85<br>X FF 92<br>3-2 ① F9 | | C FF 91<br>D SL 80<br>X SL 80<br>1-1 ② F7 | C SI 93<br>S SI 94<br>S FF 88<br>0-3 ② K | | | B SL 90<br>X FF 95<br>1-0 ③ G5-3 | | 4 | 0 | 0 | 0 | 0 | 1 | 3 |
| 2 Bill Hall, R (1, 5)<br>OBP: 0.370, SLG: 0.515 | | B CH 87<br>C SI 89<br>X SL 83<br>1-1 18 FC3-6 1B | | B SL 79<br>F FF 89<br>S SL 80<br>D SL 86<br>D CH 86<br>B CH 85<br>4-2 18 FC6-4 BB | S SL 86<br>B FF 94<br>S SL 86<br>S SI 95<br>1-3 ③ K2-3 | | | | | 2 | 0 | 1 | 0 | 1 | 1 | 1 |
| 18 Jason Kendall, R (1, 2)<br>OBP: 0.294, SLG: 0.182 | | 1 SAFE<br>D SI 89<br>1 SAFE<br>D CH 86<br>C CH 87<br>1 SAFE<br>F FF 89<br>X CH 83<br>2-2 ② FC3-6<br>1-2f | | D FF 92<br>F FF 90<br>S CH 84<br>D SL 87<br>X SL 81<br>2-2 ③ FC6-4<br>1-2f | | | C SI 89<br>C CH 84<br>F CH 87<br>B FF 93<br>X SL 82<br>1-2 ① F7 | | | 3 | 0 | 0 | 0 | 0 | 0 | 3 |
| 49 Yovani Gallardo, R (1, 1)<br>OBP: 0.333, SLG: 0.833<br>12 Carlos Villanueva, R (9, 1)<br>OBP: 1.000, SLG: 1.000 | | B SL 81<br>B SI 90<br>X SI 89<br>2-0 ③ P6 | | | C CH 86<br>F CH 81<br>B SL 80<br>X SL 79<br>1-2 ① G5-3 | | C FF 90<br>F SL 81<br>X CH 86<br>0-2 HR | | | 3<br>0 | 1<br>0 | 1<br>0 | 1<br>0 | 0<br>0 | 0<br>0 | 1<br>0 |
| Inning Stats | R: 0<br>E: 0<br>K: 1<br>S: 16<br>H: 0<br>LOB: 2<br>BB: 2<br>P: 28 | R: 0<br>E: 0<br>K: 0<br>S: 9<br>H: 1<br>LOB: 1<br>BB: 0<br>P: 17 | R: 0<br>E: 0<br>K: 1<br>S: 8<br>H: 0<br>LOB: 0<br>BB: 0<br>P: 12 | R: 0<br>E: 0<br>K: 0<br>S: 11<br>H: 1<br>LOB: 2<br>BB: 1<br>P: 20 | R: 0<br>E: 0<br>K: 1<br>S: 10<br>H: 1<br>LOB: 1<br>BB: 0<br>P: 14 | R: 0<br>E: 0<br>K: 2<br>S: 11<br>H: 1<br>LOB: 1<br>BB: 0<br>P: 16 | R: 1<br>E: 0<br>K: 0<br>S: 14<br>H: 1<br>LOB: 0<br>BB: 1<br>P: 24 | R: 0<br>E: 0<br>K: 1<br>S: 9<br>H: 1<br>LOB: 1<br>BB: 0<br>P: 15 | | 1B: 2<br>2B: 3<br>3B: 0<br>HR: 1<br>SF: 0<br>SAC: 0<br>DP: 0<br>HBP: 0 | | | WP: 0<br>PB: 0<br>SB: 0<br>CS: 1<br>PA: 34 | |

| PITCHER | | IP | WLS | BF | H | R | ER | SO | BB | IBB | HBP | BLK | WP | HR | S | P | ERA | WHIP |
|---|---|---|---|---|---|---|---|---|---|---|---|---|---|---|---|---|---|---|
| 45 Ian Snell, R<br>ERA: 3.72 | (1, 1) | 7.0 | L | 29 | 5 | 1 | 1 | 5 | 4 | 0 | 0 | 0 | 0 | 1 | 79 | 131 | 1.29 | 1.286 |
| 30 Tyler Yates, R<br>ERA: 8.59 | (8, 1) | 1.0 | | 4 | 1 | 0 | 0 | 1 | 0 | 0 | 0 | 0 | 0 | 0 | 9 | 15 | 0.00 | 1.000 |

| PITCHER | IP | WLS | BF | H | R | ER | SO | BB | IBB | HBP | BLK | WP | HR | S | P | ERA | WHIP |
|---|---|---|---|---|---|---|---|---|---|---|---|---|---|---|---|---|---|

# BOTTOM

## Pittsburgh Pirates @ Milwaukee Brewers

Miller Park, Milwaukee, WI

Wed Apr 29 2009, 12:05 PM CDT

Att. 29,791 - Roof Closed - 64 F

livebaseballscorecards.com

| | |
|---|---|
| AB | 29 |
| R | 1 |
| H | 6 |
| RBI | 1 |
| BB | 4 |
| SO | 6 |
| LOB | 15 |

| Batter | 1 | 2 | 3 | 4 | 5 | 6 | 7 | 8 | 9 | AB | R | H | RBI | BB | SO | LOB |
|---|---|---|---|---|---|---|---|---|---|---|---|---|---|---|---|---|
| 3 Willy Taveras, R (1, 8)<br>OBP: 0.350, SLG: 0.353 | L SI 88<br>B<br>F<br>X SI 90<br>1-2 ① F8 | | B SI 88<br>B CH 81<br>C SI 89<br>F SI 88<br>C SI 90<br>2-3 ③ K | | | C SI 88<br>C FF 89<br>X SI 88<br>0-2 15 SH3 19 1B 2B | X FF 87<br>0-0 ① SH1-4<br>1-2<br>2-3 | | X FF 95<br>0-0 SH<br>1-3<br>2-H | 3 | 1 | 1 | 0 | 0 | 1 | 0 |
| 15 Jerry Hairston, R (1, 7)<br>OBP: 0.234, SLG: 0.256 | C SI 89<br>C SI 89<br>F<br>C SI 90<br>0-3 ② K | | B SI 86<br>C CU 74<br>B SI 88<br>F FF 88<br>F CH 82<br>S CH 81<br>2-3 ① K | | | X FF 88<br>0-0 ① SH3<br>2-3 | B FF 87<br>F SL 83<br>B CH 80<br>F SI 86<br>B FF 89<br>X FF 87<br>3-2 ② P6 | | F FF 94<br>S FF 94<br>B FF 94<br>B SL 89<br>D FF 95<br>X SL 89<br>3-2 ① G5-3 | 4 | 0 | 0 | 0 | 0 | 2 | 4 |
| 19 Joey Votto, L (1, 3)<br>OBP: 0.421, SLG: 0.565 | X<br>0-0 ③ G4-3 | | | B SI 90<br>B SL 85<br>F SI 89<br>B SL 85<br>X SI 90<br>3-1 1B | | F CU 73<br>X SI 88<br>0-1 32 1B 1B<br>3-H | B SI 88<br>S SL 83<br>X SL 84<br>1-1 ③ G6-3 | | I IN 66<br>I IN 73<br>I IN 76<br>I IN 73<br>4-0 IBB | 4 | 0 | 2 | 1 | 1 | 0 | 2 |
| 4 Brandon Phillips, R (1, 4)<br>OBP: 0.287, SLG: 0.356 | | B<br>F<br>F<br>B FF 90<br>F<br>X<br>2-2 ① F8 | | C CH 82<br>B SI 89<br>F CH 83<br>F FF 89<br>X SI 89<br>1-2 ② F9 | | 1 SAFE<br>S CH 81<br>C CH 81<br>X SI 90<br>0-2 ② L4 | | X FF 91<br>0-0 HR | S FF 95<br>B FF 94<br>B FF 94<br>X SL 92<br>2-1 ② SF9<br>3-H | 4 | 1 | 1 | 2 | 0 | 0 | 2 |
| 32 Jay Bruce, L (1, 9)<br>OBP: 0.329, SLG: 0.507 | | L CU 76<br>B SL 85<br>B SL 85<br>X SI 89<br>2-1 ② G3-1 | | X SL 85<br>0-0 ③ F8 | | 1 SAFE<br>B SI 89<br>F SL 85<br>B CU 75<br>X FF 89<br>2-1 23 BB 1B<br>1-3 | | B FF 90<br>C SL 83<br>X SL 84<br>1-1 ① G3 | D SL 76<br>C SL 77<br>S SL 77<br>S SL 78<br>1-3 ③ K | 5 | 0 | 1 | 0 | 0 | 1 | 3 |
| 23 Adam Rosales, R (1, 5)<br>OBP: 0.625, SLG: 0.500 | | B CU 74<br>C SI 88<br>F SL 83<br>X SL 83<br>1-2 1B | | | X<br>0-0 ① G6-3 | B CH 81<br>B CH 82<br>B CH 81<br>C SI 88<br>B CH 80<br>4-1<br>1-2 BB | | B FF 91<br>S CH 82<br>S CH 82<br>B CH 83<br>B FF 92<br>F FF 92<br>B CH 82<br>4-2 2 CS BB | | 2 | 0 | 1 | 0 | 2 | 0 | 0 |
| 2 Alex Gonzalez, R (1, 6)<br>OBP: 0.212, SLG: 0.258 | B SI 88<br>C FF 88<br>1 SAFE<br>F CH 82<br>S SI 89<br>1-3 ③ K | | | | B<br>F SI 87<br>X SI 88<br>1-1 ② G5-3 | B SI 89<br>F CH 82<br>S CH 82<br>B SI 89<br>X CH 80<br>2-2 ③ G1-3 | | F FF 90<br>B CH 82<br>1 SAFE<br>B CH 83<br>B CH 82<br>F CH 84<br>X FF 91<br>3-2 ②③ F9<br>1-2 | | 4 | 0 | 0 | 0 | 0 | 1 | 5 |
| 29 Ryan Hanigan, R (1, 2)<br>OBP: 0.500, SLG: 0.471 | | | X SI 88<br>0-0 ① G5-3 | | B FF 88<br>X SI 88<br>1-0 1B | | B SI 88<br>C CH 81<br>B SI 88<br>B FF 88<br>C SI 87<br>B SI 88<br>4-2 3 SH1-4 61 SH BB | | B FF 96<br>X FF 95<br>1-0 17 BB 3 SH 1B | 3 | 1 | 2 | 0 | 1 | 0 | 0 |
| 61 Bronson Arroyo, R (1, 1)<br>17 Laynce Nix, L (9, PH)<br>OBP: 0.375, SLG: 0.621<br>48 Francisco Cordero, R (9, 1) | | | C SI 87<br>B SI 87<br>F SI 88<br>S FF 89<br>1-3 ② K | | X<br>0-0 ③ P4 | | X FF 86<br>0-0 SH 3 SH1-4<br>1-2 | | B CH 86<br>B CH 85<br>B FF 94<br>C FF 95<br>F FF 96<br>B FF 95<br>4-2 3 SH 4 SF9<br>1-2 BB | 2<br>0<br>0 | 0<br>1<br>0 | 0<br>0<br>0 | 0<br>0<br>0 | 0<br>1<br>0 | 1<br>0<br>0 | 1<br>0<br>0 |
| Inning Stats | R: 0<br>E: 0<br>K: 1<br>S: 8<br>H: 0<br>LOB: 0<br>BB: 0<br>P: 9 | R: 0<br>E: 0<br>K: 1<br>S: 12<br>H: 1<br>LOB: 1<br>BB: 0<br>P: 18 | R: 0<br>E: 0<br>K: 2<br>S: 7<br>H: 0<br>LOB: 0<br>BB: 0<br>P: 10 | R: 0<br>E: 0<br>K: 1<br>S: 11<br>H: 1<br>LOB: 1<br>BB: 0<br>P: 17 | R: 0<br>E: 0<br>K: 0<br>S: 5<br>H: 1<br>LOB: 1<br>BB: 0<br>P: 7 | R: 1<br>E: 0<br>K: 0<br>S: 15<br>H: 3<br>LOB: 3<br>BB: 1<br>P: 23 | R: 0<br>E: 0<br>K: 0<br>S: 9<br>H: 0<br>LOB: 2<br>BB: 1<br>P: 17 | R: 1<br>E: 0<br>K: 0<br>S: 10<br>H: 1<br>LOB: 0<br>BB: 1<br>P: 18 | R: 2<br>E: 1<br>K: 1<br>S: 12<br>H: 1<br>LOB: 2<br>BB: 2<br>P: 27 | 1B: 6<br>2B: 1<br>3B: 0<br>HR: 1<br>SF: 1<br>SAC: 4<br>DP: 0<br>HBP: 0 | | | | | | |

| PITCHER | | IP | WLS | BF | H | R | ER | SO | BB | IBB | HBP | BLK | WP | HR | S | P | ERA | WHIP |
|---|---|---|---|---|---|---|---|---|---|---|---|---|---|---|---|---|---|---|
| 57 Zach Duke, L<br>ERA: 2.21 | (1, 1) | 7.0 | L | 30 | 6 | 1 | 1 | 5 | 2 | 0 | 0 | 0 | 0 | 0 | 67 | 101 | 1.29 | 1.143 |
| 34 John Grabow, L<br>ERA: 2.38 | (8, 1) | 1.0 | | 4 | 1 | 1 | 1 | 0 | 1 | 0 | 0 | 0 | 0 | 1 | 10 | 18 | 9.00 | 2.000 |
| 30 Tyler Yates, R<br>ERA: 7.88 | (9, 1) | 0.2 | | 6 | 1 | 2 | 0 | 0 | 1 | 1 | 0 | 0 | 0 | 0 | 9 | 23 | 0.00 | 3.000 |
| 17 Sean Burnett, L<br>ERA: 3.0 | (9, 1) | 0.1 | | 1 | 0 | 0 | 0 | 1 | 0 | 0 | 0 | 0 | 0 | 0 | 3 | 4 | 0.00 | 0.000 |

| PITCHER | IP | WLS | BF | H | R | ER | SO | BB | IBB | HBP | BLK | WP | HR | S | P | ERA | WHIP |
|---|---|---|---|---|---|---|---|---|---|---|---|---|---|---|---|---|---|

# TOP

## Cincinnati Reds @ Pittsburgh Pirates

PNC Park, Pittsburgh, PA

Fri May 01 2009, 7:05 PM EDT

Att. 14,238 - Cloudy - 71 F

livebaseballscorecards.com

| | |
|---|---|
| AB | 31 |
| R | 4 |
| H | 8 |
| RBI | 3 |
| BB | 5 |
| SO | 6 |
| LOB | 17 |

WP: 0 PA: 41
PB: 0
SB: 0
CS: 1

# Cincinnati Reds @ Pittsburgh Pirates

PNC Park, Pittsburgh, PA

Fri May 01 2009, 7:05 PM EDT

Att. 14,238 - Cloudy - 71 F

livebaseballscorecards.com

## BOTTOM

| Batter | 1 | 2 | 3 | 4 | 5 | 6 | 7 | 8 | 9 | AB | R | H | RBI | BB | SO | LOB |
|---|---|---|---|---|---|---|---|---|---|---|---|---|---|---|---|---|
| 3 Nyjer Morgan, L (1, 7)<br>OBP: 0.375, SLG: 0.380 | C<br>X FF 88<br>0-1<br>13 G6-4-3 12 1B<br>1B | C CU 70<br>B FF 86<br>F FF 87<br>F SI 86<br>B FF 88<br>X SL 75<br>2-2 ②<br>F8 | B FC 86<br>C CU 67<br>F CU 70<br>T FF 88<br>1-2 ①<br>K | C FF 87<br>B FC 84<br>B FF 88<br>X CH 78<br>2-1<br>1B | 4 | 0 | 2 | 0 | 0 | 1 | 0 |
| 12 Freddy Sanchez, R (1, 4)<br>OBP: 0.368, SLG: 0.556 | C<br>F<br>1 SAFE<br>B SL 76<br>1 SAFE<br>1 SAFE<br>P PO 82<br>F<br>1 SAFE<br>3-2<br>D SI 89<br>F SI 88<br>F SL 74<br>X FF 88<br>1-2<br>13 G6-4-3<br>1B | C SI 88<br>X CU 66<br>0-1 ③<br>G1-3 | B CU 71<br>B CH 79<br>X FF 85<br>2-0 ②<br>F8 | C FF 87<br>B FF 88<br>B SI 88<br>C FF 87<br>X FF 88<br>2-2 ③<br>P4 | 4 | 0 | 1 | 0 | 0 | 0 | 1 |
| 13 Nate McLouth, L (1, 8)<br>OBP: 0.386, SLG: 0.466 | C SI 87<br>X SI 88<br>0-1 ① ②<br>G6-4-3<br>1-2f<br>2-3 | B CU 68<br>F CU 67<br>X SI 86<br>1-1 ①<br>P5 | B FF 87<br>C FF 86<br>X FF 87<br>1-1 ③<br>F7 | B FF 93<br>B FF 93<br>B FF 93<br>C FF 93<br>C FF 94<br>F FF 95<br>X SL 86<br>3-2<br>1B | 4 | 0 | 1 | 0 | 0 | 0 | 2 |
| 25 Adam LaRoche, L (1, 3)<br>OBP: 0.359, SLG: 0.556 | B CU 71<br>B FF 88<br>B FF 87<br>B CU 70<br>4-0<br>BB | S CH 78<br>C SL 74<br>X FF 88<br>0-2 ②<br>G4-3 | B FF 86<br>S FF 87<br>B SI 86<br>X CH 78<br>2-1<br>16 FC5-4<br>1B | C CH 86<br>C FF 95<br>B FF 95<br>X CH 87<br>1-2 ①<br>L4 | 3 | 0 | 1 | 0 | 1 | 0 | 1 |
| 16 Eric Hinske, L (1, 9)<br>OBP: 0.333, SLG: 0.357 | C SI 86<br>B SI 89<br>X FF 88<br>1-1 ③<br>F9 | C SI 87<br>B CH 80<br>F SL 72<br>S FF 87<br>1-3 ③<br>K | B SI 88<br>F FF 87<br>X SI 87<br>1-1 ①<br>FC5-4<br>15 E<br>1-2f | C FF 94<br>S SL 87<br>C FF 96<br>0-3 ②<br>K | 4 | 0 | 0 | 0 | 0 | 2 | 4 |
| 15 Andy LaRoche, R (1, 5)<br>OBP: 0.307, SLG: 0.348 | B CU 67<br>C SL 74<br>X SL 74<br>1-1 ①<br>F8 | B SI 87<br>B SI 87<br>C<br>B CU 70<br>4-1<br>10 WP<br>BB | B SI 88<br>F FF 88<br>1 SAFE<br>C SI 88<br>X SI 86<br>1-2 ②<br>G6-3<br>1-2 | C SL 86<br>B FF 95<br>B FF 93<br>B FF 95<br>C SL 87<br>S SL 87<br>3-3 ③<br>K | 3 | 0 | 0 | 0 | 1 | 1 | 2 |
| 35 Jason Jaramillo, S (1, 2)<br>OBP: 0.389, SLG: 0.469 | C FF 88<br>B CH 81<br>F CU 70<br>S SI 87<br>1-3 ②<br>K | 1 SAFE<br>1 SAFE<br>D SI 86<br>F SI 87<br>X FF 88<br>1-1 ①<br>F9 | X FF 89<br>0-0 ③<br>G5-3 | | 3 | 0 | 0 | 0 | 0 | 1 | 2 |
| 10 Brian Bixler, R (1, 6)<br>OBP: 0.286, SLG: 0.385<br>5 Ramón Vázquez, L (8, PH)<br>OBP: 0.356, SLG: 0.171<br>(9, 6) | C FF 88<br>B FC 85<br>C SL 75<br>F SL 77<br>B SL 77<br>X CU 69<br>2-2 ③<br>F7 | B SI 87<br>B SI 87<br>C SL 73<br>F CU 70<br>F SI 88<br>F SI 88<br>B SL 76<br>S CU 71<br>3-3 ②<br>K<br>1-2 | B CU 69<br>C CU 67<br>F SL 72<br>B SI 84<br>F FF 87<br>B SI 86<br>B CU 70<br>4-2<br>24 G4-6-3<br>BB | | 2 | 0 | 0 | 0 | 0 | 1 | 1 |
| | | | | | 0 | 0 | 0 | 0 | 1 | 0 | 0 |
| 57 Zach Duke, L (1, 1)<br>OBP: 0.231, SLG: 0.364<br>34 John Grabow, L (8, 1)<br>24 Delwyn Young, S (8, PH)<br>OBP: 0.333, SLG: 0.500<br>30 Tyler Yates, R (9, 1)<br>17 Sean Burnett, L (9, 1) | | C SI 84<br>X SI 86<br>0-1 ①<br>G4-3 | X CU 71<br>0-0 ③<br>P6 | C SI 86<br>C SI 87<br>B FF 87<br>B SI 87<br>1 SAFE<br>X CU 67<br>2-2 ① ②<br>G4-6-3<br>1-2f | 2 | 0 | 0 | 0 | 0 | 0 | 1 |
| | | | | | 0 | 0 | 0 | 0 | 0 | 0 | 0 |
| | | | | | 1 | 0 | 0 | 0 | 0 | 0 | 1 |
| | | | | | 0 | 0 | 0 | 0 | 0 | 0 | 0 |
| | | | | | 0 | 0 | 0 | 0 | 0 | 0 | 0 |

| | AB | 30 |
|---|---|---|
| | R | 0 |
| | H | 5 |
| | RBI | 0 |
| | BB | 3 |
| | SO | 6 |
| | LOB | 15 |

| Inning Stats | 1 | 2 | 3 | 4 | 5 | 6 | 7 | 8 | 9 |
|---|---|---|---|---|---|---|---|---|---|
| | R: 0<br>E: 0<br>K: 0<br>S: 13 | H: 2<br>LOB: 2<br>BB: 1<br>P: 20 | R: 0<br>E: 0<br>K: 1<br>S: 9 | H: 0<br>LOB: 0<br>BB: 0<br>P: 13 | R: 0<br>E: 0<br>K: 0<br>S: 8 | H: 0<br>LOB: 0<br>BB: 0<br>P: 10 | R: 0<br>E: 0<br>K: 1<br>S: 8 | H: 0<br>LOB: 0<br>BB: 0<br>P: 10 | R: 0<br>E: 0<br>K: 1<br>S: 9 | H: 0<br>LOB: 1<br>BB: 1<br>P: 17 | R: 0<br>E: 0<br>K: 1<br>S: 6 | H: 0<br>LOB: 0<br>BB: 0<br>P: 10 | R: 0<br>E: 1<br>K: 0<br>S: 8 | H: 1<br>LOB: 1<br>BB: 0<br>P: 12 | R: 0<br>E: 0<br>K: 0<br>S: 11 | H: 1<br>LOB: 1<br>BB: 1<br>P: 21 | R: 0<br>E: 0<br>K: 2<br>S: 13 | H: 1<br>LOB: 1<br>BB: 0<br>P: 20 |

| | | | | |

| Batter | 1 | 2 | 3 | 4 | 5 | 6 | 7 | 8 | 9 | AB | R | H | RBI | BB | SO | LOB |
|---|---|---|---|---|---|---|---|---|---|---|---|---|---|---|---|---|
| 3 Willy Taveras, R (1, 8)<br>OBP: 0.353, SLG: 0.356 | B FF 89<br>C SI 89<br>F FF 90<br>X SL 83<br>1-2<br>L3 | | B FF 89<br>X FF 89<br>1-0<br>G5-3 | B FF 91<br>L FF 90<br>F FF 91<br>F SL 81<br>X FF 91<br>1-2<br>F8 | | | C SI 88<br>C SI 89<br>F SI 88<br>B CH 80<br>F SI 88<br>X SI 89<br>1-2<br>19<br>G4-6-3<br>1B | | B FF 92<br>B FF 92<br>C FF 92<br>F FF 93<br>F FF 93<br>F FF 93<br>X FF 92<br>2-2<br>17<br>1B<br>19<br>1B<br>1B | 5 | 1 | 2 | 0 | 0 | 0 | 0 |
| 21 Chris Dickerson, L (1, 7)<br>OBP: 0.321, SLG: 0.340<br>16 Darnell McDonald, R (7, PH)<br>OBP: 0.320, SLG: 0.348<br>(7, 7)<br>17 Laynce Nix, L (9, PH)<br>OBP: 0.394, SLG: 0.633 | X FF 90<br>0-0<br>B1 | | C FF 90<br>X CH 81<br>0-1<br>19<br>BB<br>1B | B CH 82<br>X FF 91<br>1-0<br>F7 | | | 1 SAFE<br>B SI 89<br>B CH 81<br>C SI 89<br>S CH 81<br>X CH 81<br>2-2<br>F7 | | F FF 92<br>X CH 86<br>0-1<br>19<br>1B<br>4<br>1B<br>1-3<br>1B | 3<br>1<br>1 | 0<br>0<br>1 | 1<br>0<br>1 | 0<br>0<br>1 | 0<br>0<br>0 | 0<br>0<br>0 | 0<br>1<br>0 |
| 19 Joey Votto, L (1, 3)<br>OBP: 0.440, SLG: 0.580 | B FF 91<br>B FF 92<br>F FF 91<br>B CH 83<br>B FF 93<br>4-1<br>4<br>FC6-4<br>BB | | F FF 91<br>B CH 81<br>B FF 92<br>1 SAFE<br>D SL 82<br>B FF 92<br>4-1<br>1-2<br>BB | | F CH 81<br>B FF 90<br>X CH 81<br>1-1<br>32<br>G1<br>2B | | X SL 77<br>0-0<br>G4-6-3<br>1-2f | | S SI 93<br>B FF 94<br>C FF 94<br>B FF 94<br>B CH 87<br>F CH 88<br>X FF 94<br>3-2<br>23<br>1B<br>4<br>1B<br>1-3<br>3-H<br>1B | 3 | 0 | 2 | 1 | 2 | 0 | 1 |
| 4 Brandon Phillips, R (1, 4)<br>OBP: 0.283, SLG: 0.346 | B SL 82<br>X FF 92<br>1-0<br>FC6-4<br>1-2f | | X FF 92<br>0-0<br>L7 | | L SI 91<br>D SL 81<br>X FF 91<br>1-1<br>G6-3 | | | X FF 89<br>0-0<br>E4<br>32<br>1B<br>23<br>FC5-4 | B FF 93<br>X FF 93<br>1-0<br>23<br>1B<br>1-2<br>3-H<br>1B | 5 | 1 | 1 | 1 | 0 | 0 | 4 |
| 32 Jay Bruce, L (1, 9)<br>OBP: 0.321, SLG: 0.487 | | B FF 88<br>B FF 89<br>X FF 88<br>2-0<br>G6-3 | S CH 82<br>B CH 81<br>X CH 82<br>1-1<br>G3 | | B CH 81<br>F CH 82<br>X CH 81<br>1-1<br>G1<br>2-3 | | | C SL 84<br>X SL 84<br>0-1<br>23<br>FC5-4<br>1-3<br>1B | X SI 93<br>0-0<br>F7 | 5 | 0 | 1 | 0 | 0 | 0 | 5 |
| 55 Ramon Hernandez, R (1, 2)<br>OBP: 0.296, SLG: 0.333 | | B FF 90<br>B FF 90<br>C FF 90<br>C FF 90<br>B SL 81<br>X SI 92<br>3-2<br>G5-3 | | B FF 89<br>S SL 79<br>B SL 79<br>F FF 89<br>X FF 90<br>2-2<br>23<br>1B<br>2<br>HR<br>1B | B SI 91<br>D SI 92<br>D SL 80<br>C FF 90<br>X FF 91<br>3-1<br>F8 | | | B CH 83<br>S CH 84<br>B FF 91<br>F CH 84<br>S CH 83<br>2-3<br>K | B SL 84<br>C FF 92<br>F FF 92<br>C FF 93<br>1-3<br>K | 5 | 1 | 1 | 0 | 0 | 2 | 5 |
| 23 Adam Rosales, R (1, 5)<br>OBP: 0.615, SLG: 0.556 | | C FF 90<br>B SL 80<br>X FF 92<br>1-1<br>33<br>FC5<br>2<br>HBP<br>1B | D SL 80<br>F FF 90<br>C SL 80<br>D SL 80<br>F FF 92<br>D SL 82<br>X FF 90<br>3-2<br>2<br>HR<br>1-3<br>1B | | B FF 88<br>B FF 89<br>F FF 90<br>B FF 90<br>S FF 90<br>3-3<br>K | | F FF 90<br>B FF 91<br>C CH 84<br>1 SAFE<br>B CH 84<br>F FF 91<br>X SL 85<br>2-2<br>FC5-4<br>2<br>1B<br>1-2f<br>3-H | C SL 83<br>X SL 83<br>0-1<br>1-2<br>2-3<br>1B | 5 | 1 | 3 | 1 | 0 | 1 | 1 |
| 2 Alex Gonzalez, R (1, 6)<br>OBP: 0.239, SLG: 0.318 | | H FF 90<br>1-0<br>33<br>FC5<br>1-2<br>HBP | X SL 80<br>0-0<br>1-H<br>3-H<br>HR | | C FF 89<br>L FF 90<br>B FF 91<br>S FF 92<br>1-3<br>K | | | X CH 84<br>0-0<br>15<br>FC5-4<br>1-2<br>1B | C FF 94<br>C FF 95<br>S FF 95<br>0-3<br>K | 4 | 1 | 2 | 3 | 0 | 2 | 3 |
| 33 Micah Owings, R (1, 1)<br>OBP: 0.286, SLG: 0.500<br>52 Daniel Herrera, L (6, 1)<br>25 David Weathers, R (7, 1)<br>15 Jerry Hairston, R (8, PH)<br>OBP: 0.229, SLG: 0.250<br>51 Jared Burton, R (8, 1)<br>53 Arthur Rhodes, L (8, 1) | | X SI 91<br>0-0<br>FC5<br>1-2<br>2-3f | C SI 90<br>X FF 91<br>0-1<br>F9 | | | X FF 91<br>0-0<br>G5-3 | | F FF 91<br>X CH 83<br>0-1<br>FC5-4<br>1-2f | | 3<br>0<br>0<br>1<br>0<br>0 | 0<br>0<br>0<br>0<br>0<br>0 | 0<br>0<br>0<br>0<br>0<br>0 | 0<br>0<br>0<br>0<br>0<br>0 | 0<br>0<br>0<br>0<br>0<br>0 | 0<br>0<br>0<br>2<br>0<br>0 | 2<br>0<br>0<br>2<br>0<br>0 |
| Inning Stats | R: 0<br>E: 0<br>K: 0<br>S: 6<br>H: 0<br>LOB: 1<br>BB: 1<br>P: 12 | R: 0<br>E: 0<br>K: 0<br>S: 7<br>H: 1<br>LOB: 2<br>BB: 0<br>P: 14 | R: 0<br>E: 0<br>K: 0<br>S: 7<br>H: 1<br>LOB: 2<br>BB: 1<br>P: 13 | R: 3<br>E: 0<br>K: 0<br>S: 15<br>H: 3<br>LOB: 0<br>BB: 0<br>P: 22 | R: 0<br>E: 0<br>K: 0<br>S: 8<br>H: 1<br>LOB: 1<br>BB: 0<br>P: 14 | R: 0<br>E: 0<br>K: 2<br>S: 7<br>H: 0<br>LOB: 0<br>BB: 0<br>P: 11 | R: 0<br>E: 0<br>K: 0<br>S: 9<br>H: 1<br>LOB: 0<br>BB: 0<br>P: 12 | R: 1<br>E: 1<br>K: 1<br>S: 13<br>H: 2<br>LOB: 2<br>BB: 0<br>P: 17 | R: 2<br>E: 0<br>K: 2<br>S: 21<br>H: 5<br>LOB: 3<br>BB: 0<br>P: 28 | 1B: 12<br>2B: 1<br>3B: 0<br>HR: 1<br>SF: 0<br>SAC: 0<br>DP: 1<br>HBP: 1 | | | | | | WP: 0<br>PB: 0<br>SB: 0<br>CS: 0<br>PA: 44 | |

| PITCHER | | IP | WLS | BF | H | R | ER | SO | BB | IBB | HBP | BLK | WP | HR | S | P | ERA | WHIP |
|---|---|---|---|---|---|---|---|---|---|---|---|---|---|---|---|---|---|---|
| 49 Ross Ohlendorf, R<br>ERA: 3.48 | (1, 1) | 6.0 | W | 27 | 6 | 3 | 3 | 2 | 2 | 0 | 1 | 0 | 0 | 1 | 50 | 86 | 4.50 | 1.333 |
| 17 Sean Burnett, L<br>ERA: 2.7 | (7, 1) | 1.0 | H | 3 | 1 | 0 | 0 | 0 | 0 | 0 | 0 | 0 | 0 | 0 | 9 | 12 | 0.00 | 1.000 |
| 34 John Grabow, L<br>ERA: 2.19 | (8, 1) | 1.0 | | 6 | 2 | 1 | 0 | 1 | 0 | 0 | 0 | 0 | 0 | 0 | 13 | 17 | 0.00 | 2.000 |
| 55 Matt Capps, R<br>ERA: 3.68 | (9, 1) | 1.0 | | 8 | 5 | 2 | 2 | 2 | 0 | 0 | 0 | 0 | 0 | 0 | 21 | 28 | 18.00 | 5.000 |

| PITCHER | IP | WLS | BF | H | R | ER | SO | BB | IBB | HBP | BLK | WP | HR | S | P | ERA | WHIP |
|---|---|---|---|---|---|---|---|---|---|---|---|---|---|---|---|---|---|

# TOP

# Cincinnati Reds @ Pittsburgh Pirates

PNC Park, Pittsburgh, PA

Sat May 02 2009, 7:05 PM EDT
Att. 22,891 - Partly Cloudy - 64 F

livebaseballscorecards.com

| | |
|---|---|
| AB | 41 |
| R | 6 |
| H | 14 |
| RBI | 6 |
| BB | 2 |
| SO | 5 |
| LOB | 24 |

| Batter | 1 | 2 | 3 | 4 | 5 | 6 | 7 | 8 | 9 | AB | R | H | RBI | BB | SO | LOB |
|---|---|---|---|---|---|---|---|---|---|---|---|---|---|---|---|---|
| 3 Nyjer Morgan, L (1, 7)<br>OBP: 0.367, SLG: 0.371 | B FF 90<br>X FF 91<br>1-0<br>13 1B<br>12 1B<br>1B | B FF 88<br>B FC 88<br>C FC 88<br>S FF 88<br>B SL 80<br>X FF 88<br>3-2 ②<br>F8 | | C CH 77<br>B SL 81<br>F FF 87<br>B SL 81<br>B FC 89<br>F SL 82<br>X FF 89<br>3-2 ②<br>G3-1 | | C SL 73<br>B SI 82<br>C SL 74<br>S SL 71<br>1-3 ③<br>K | | C FF 91<br>X SI 90<br>0-1 ①<br>FC6-4<br>12 WP<br>12 SF7<br>1-2f | | 5 | 2 | 1 | 0 | 0 | 1 | 3 |
| 12 Freddy Sanchez, R (1, 4)<br>OBP: 0.370, SLG: 0.553 | 1 SAFE<br>1 SAFE<br>S FF 89<br>X SI 88<br>0-1<br>13 1B<br>15 HBP<br>1-2<br>1B | C FF 88<br>C SL 83<br>F FC 89<br>F FF 88<br>F SL 82<br>X FC 87<br>0-2 ③<br>F8 | | S FC 89<br>B SL 81<br>S SL 77<br>X FC 88<br>1-2 ③<br>G4-3 | | | X CH 73<br>0-0<br>25 1B<br>13 1B<br>44 FC3-2<br>1B | S FF 90<br>1 SAFE<br>F FC 91<br>1 SAFE<br>B FF 91<br>1 SAFE<br>F FF 90<br>B SL 84<br>X FC 90<br>2-2 ②<br>SF7<br>1-H | | 4 | 1 | 2 | 1 | 0 | 0 | 0 |
| 13 Nate McLouth, L (1, 8)<br>OBP: 0.400, SLG: 0.476 | C FF 90<br>X FF 88<br>0-1<br>15 HBP<br>25 S<br>5 1B<br>1-3<br>2-H<br>1B | | B FF 89<br>B FF 88<br>X FF 89<br>2-0<br>25 1B<br>44 1B<br>1B | | C SL 78<br>X SL 76<br>0-1 ①<br>F9 | | C SL 74<br>X SL 74<br>0-1<br>44 FC3-2<br>25 1B<br>15 FC5<br>1-2<br>1B | X SL 79<br>0-0 ③<br>F9 | | 5 | 3 | 3 | 1 | 0 | 0 | 0 |
| 25 Adam LaRoche, L (1, 3)<br>OBP: 0.375, SLG: 0.560 | B FF 90<br>B SL 82<br>B SL 82<br>S FF 89<br>B FC 85<br>4-1<br>15 HBP<br>5 1B<br>1-2<br>BB | | X FF 89<br>0-0 ①<br>1-3<br>1B | | C SL 80<br>B FC 87<br>F FC 89<br>B FF 89<br>B SL 81<br>X CH 78<br>3-2 ②<br>P5 | | B SI 83<br>C FF 80<br>B SL 74<br>B SL 74<br>C SI 82<br>X SL 75<br>3-2<br>15 FC5<br>44 FC3-2<br>15 E<br>1-2<br>2-3<br>1B | | | 3 | 2 | 2 | 0 | 1 | 0 | 0 |
| 44 Brandon Moss, L (1, 9)<br>OBP: 0.254, SLG: 0.270 | B SI 89<br>X FF 88<br>1-0 ①<br>P5 | | X FC 89<br>0-0<br>5 BB<br>3-H<br>1B | | B CH 78<br>B FC 87<br>S CH 78<br>F FC 89<br>B FC 89<br>F CH 78<br>X FC 89<br>3-2 ③<br>G4-3 | | C SL 76<br>B SI 84<br>S SI 80<br>X SC 65<br>1-2 ①<br>FC3-2<br>5 F9<br>15 E<br>1-2<br>2-3<br>3-Hf | | | 4 | 0 | 1 | 1 | 0 | 0 | 6 |
| 15 Andy LaRoche, R (1, 5)<br>OBP: 0.304, SLG: 0.333 | C FC 84<br>B SL 83<br>F FC 84<br>H FF 89<br>2-2<br>5 1B<br>1-2<br>2-3<br>3-H<br>HBP | | S SL 81<br>F FF 89<br>X SL 82<br>0-2 ②<br>F9 | | | X SL 82<br>0-0 ①<br>F9 | B SL 81<br>X SL 81<br>1-0<br>FC5<br>23 FC6-4<br>1-2<br>2-H<br>3-H | | | 3 | 0 | 0 | 2 | 0 | 0 | 2 |
| 5 Ramón Vázquez, L (1, 6)<br>OBP: 0.367, SLG: 0.184 | C FF 89<br>B FC 90<br>B SL 82<br>F FC 90<br>B FF 90<br>F FC 84<br>F FF 89<br>X SL 83<br>3-2<br>23 G6-4-3<br>1-3<br>2-H<br>3-H<br>1B | | B CH 78<br>D CH 79<br>F FF 87<br>B FF 88<br>F FC 88<br>B FF 89<br>4-2<br>1-2<br>BB | | | L FF 87<br>C SL 80<br>F FF 86<br>X SL 82<br>0-2 ②<br>G4-3 | B SL 81<br>B SI 86<br>F SI 86<br>B FF 87<br>X SI 87<br>3-1 ②<br>F9<br>2-3 | | | 3 | 0 | 1 | 2 | 1 | 0 | 2 |
| 23 Robinzon Diaz, R (1, 2)<br>OBP: 0.300, SLG: 0.400 | F FF 89<br>B SL 82<br>X SL 83<br>1-1 ②③<br>G6-4-3<br>1-2f | | X SL 82<br>0-0 ③<br>F9 | | | C SL 81<br>X FC 89<br>0-1<br>24 2B<br>1B | X SL 82<br>0-0 ③<br>FC6-4<br>1-2f | | | 4 | 0 | 1 | 0 | 0 | 0 | 6 |
| 49 Ross Ohlendorf, R (1, 1)<br>24 Delwyn Young, S (6, PH)<br>OBP: 0.429, SLG: 0.714<br>17 Sean Burnett, L (7, 1)<br>34 John Grabow, L (8, 1)<br>16 Eric Hinske, L (8, PH)<br>OBP: 0.347, SLG: 0.372<br>55 Matt Capps, R (9, 1) | | B FF 89<br>B FF 88<br>C FF 88<br>F FF 89<br>X FF 89<br>2-2 ①<br>G4-3 | | B FF 87<br>C FF 87<br>S SI 88<br>X FF 89<br>1-2 ①<br>P4 | | B FF 88<br>X FC 87<br>1-0<br>1-3<br>2B | | S SI 90<br>S CH 87<br>X CH 88<br>0-2<br>3 FC6-4<br>1B | | 2<br>1<br>0<br>0<br>1<br>0 | 0<br>0<br>0<br>0<br>0<br>0 | 0<br>1<br>0<br>0<br>1<br>0 | 0<br>0<br>0<br>0<br>0<br>0 | 0<br>0<br>0<br>0<br>0<br>0 | 0<br>0<br>0<br>0<br>0<br>0 | 0<br>0<br>0<br>0<br>0<br>0 |
| Inning Stats | R: 4 H: 4<br>E: 0 LOB: 1<br>K: 0 BB: 1<br>S: 16 P: 28 | R: 0 H: 0<br>E: 0 LOB: 0<br>K: 0 BB: 0<br>S: 12 P: 17 | R: 1 H: 3<br>E: 0 LOB: 2<br>K: 0 BB: 1<br>S: 9 P: 15 | R: 0 H: 0<br>E: 0 LOB: 0<br>K: 0 BB: 0<br>S: 10 P: 15 | R: 0 H: 0<br>E: 0 LOB: 0<br>K: 0 BB: 0<br>S: 9 P: 15 | R: 0 H: 2<br>E: 0 LOB: 2<br>K: 1 BB: 0<br>S: 11 P: 13 | R: 2 H: 3<br>E: 1 LOB: 2<br>K: 0 BB: 0<br>S: 13 P: 21 | R: 1 H: 1<br>E: 0 LOB: 0<br>K: 0 BB: 0<br>S: 10 P: 12 | | 1B: 12 SF: 1<br>2B: 1 SAC: 0<br>3B: 0 DP: 1<br>HR: 0 HBP: 1 | | | | WP: 2 PA: 39<br>PB: 0<br>SB: 1<br>CS: 0 | | |

| PITCHER | | IP | WLS | BF | H | R | ER | SO | BB | IBB | HBP | BLK | WP | HR | S | P | ERA | WHIP |
|---|---|---|---|---|---|---|---|---|---|---|---|---|---|---|---|---|---|---|
| 33 Micah Owings, R<br>ERA: 4.84 | (1, 1) | 5.2 | L | 27 | 9 | 5 | 5 | 0 | 2 | 0 | 1 | 0 | 0 | 0 | 64 | 99 | 7.94 | 1.941 |
| 52 Daniel Herrera, L<br>ERA: 3.24 | (6, 1) | 0.2 | | 5 | 3 | 2 | 1 | 1 | 0 | 0 | 0 | 0 | 0 | 0 | 12 | 17 | 13.50 | 4.500 |
| 25 David Weathers, R<br>ERA: | (7, 1) | 0.2 | | 3 | 0 | 0 | 0 | 0 | 0 | 0 | 0 | 0 | 0 | 0 | 4 | 8 | 0.00 | 0.000 |
| 51 Jared Burton, R<br>ERA: 7.36 | (8, 1) | 0.2 | | 3 | 1 | 1 | 1 | 0 | 0 | 0 | 0 | 0 | 1 | 0 | 9 | 11 | 13.50 | 1.500 |
| 53 Arthur Rhodes, L<br>ERA: | (8, 1) | 0.1 | | 1 | 0 | 0 | 0 | 0 | 0 | 0 | 0 | 0 | 0 | 0 | 1 | 1 | 0.00 | 0.000 |

| PITCHER | IP | WLS | BF | H | R | ER | SO | BB | IBB | HBP | BLK | WP | HR | S | P | ERA | WHIP |
|---|---|---|---|---|---|---|---|---|---|---|---|---|---|---|---|---|---|

# BOTTOM

# Cincinnati Reds @ Pittsburgh Pirates

PNC Park, Pittsburgh, PA

Sat May 02 2009, 7:05 PM EDT
Att. 22,891 - Partly Cloudy - 64 F

livebaseballscorecards.com

| | |
|---|---|
| AB | 35 |
| R | 8 |
| H | 13 |
| RBI | 7 |
| BB | 2 |
| SO | 1 |
| LOB | 19 |

| Batter | 1 | 2 | 3 | 4 | 5 | 6 | 7 | 8 | 9 | AB | R | H | RBI | BB | SO | LOB |
|---|---|---|---|---|---|---|---|---|---|---|---|---|---|---|---|---|
| 3 Willy Taveras, R (1, 8)<br>OBP: 0.344, SLG: 0.346 | B FF 88<br>C FF 88<br>S FF 87<br>F SL 78<br>B FF 88<br>B FF 87<br>X FF 87<br>3-2 ①<br>F8 | | B FF 88<br>X SI 86<br>1-0<br>21 CS<br>1B | | X FF 86<br>0-0 ①<br>G5-3 | | C FF 92<br>B CU 79<br>C CU 79<br>F CU 82<br>B FF 93<br>B FC 89<br>X FF 91<br>3-2 ①<br>G5-3 | | B FF 96<br>F FF 96<br>B FC 91<br>F FF 95<br>X FC 91<br>2-2 ③<br>F7 | 5 | 0 | 1 | 0 | 0 | 0 | 0 |
| 21 Chris Dickerson, L (1, 7)<br>OBP: 0.333, SLG: 0.327 | S FF 90<br>B CH 83<br>B CH 82<br>B FF 89<br>B FF 87<br>4-1<br>4<br>FC6-4<br>BB | | B FF 88<br>C FF 87<br>F CH 78<br>B CH 82<br>F FF 88<br>B SL 79<br>B SI 87<br>4-2 ①<br>32 BB<br>19 BB<br>55<br>1B<br>1-2<br>BB | | B FF 88<br>C FF 86<br>B FF 86<br>F FF 86<br>F SL 77<br>F FF 88<br>X CH 81<br>2-2 ②<br>G5-3 | | T FF 93<br>S FF 94<br>B FF 94<br>B CU 79<br>X FF 90<br>2-2 ②<br>G4-3 | | | 2 | 1 | 0 | 0 | 2 | 0 | 0 |
| 19 Joey Votto, L (1, 3)<br>OBP: 0.442, SLG: 0.571 | B FF 89<br>D CH 82<br>1 SAFE<br>F FF 89<br>1 SAFE<br>1 SAFE<br>B CH 82<br>C FF 89<br>X SI 89<br>3-2 ②<br>F7 | | 1 SAFE<br>S FF 89<br>B SI 90<br>1 SAFE<br>F CH 78<br>B SL 79<br>F FF 88<br>1 SAFE<br>F CH 76<br>4-2<br>F FF 89<br>1 SAFE<br>B CU 72<br>1 SAFE<br>B CH 82<br>32 BB<br>55<br>1B<br>1-2<br>BB | | S FF 89<br>B CU 71<br>C CH 81<br>F FF 90<br>B CH 78<br>X FF 89<br>2-2<br>4 PB<br>4<br>1B | | C CU 80<br>F CH 84<br>F FF 95<br>S FF 94<br>0-3 ③<br>K | | | 3 | 2 | 1 | 0 | 1 | 1 | 1 |
| 4 Brandon Phillips, R (1, 4)<br>OBP: 0.292, SLG: 0.354 | C FF 90<br>B SL 81<br>X FF 90<br>1-1 ③<br>FC6-4<br>1-2f | | S SL 79<br>B FF 87<br>X SI 89<br>1-1 ②<br>F5 | | B SI 88<br>X SL 77<br>1-0<br>1-H<br>1B | | | B FF 93<br>B FF 91<br>S FF 92<br>F FF 92<br>X FF 94<br>2-2<br>23<br>F9-6<br>55<br>BB<br>1B | | 4 | 0 | 2 | 1 | 0 | 0 | 3 |
| 32 Jay Bruce, L (1, 9)<br>OBP: 0.330, SLG: 0.519 | | C FF 89<br>B CH 81<br>B CH 82<br>X FF 88<br>2-1<br>HR | B CH 76<br>B CH 77<br>B CH 80<br>B FF 89<br>4-0<br>55<br>1B<br>55<br>1B<br>1-2<br>2-3<br>BB | | 1 SAFE<br>X FF 87<br>0-0 ③<br>F9 | | | B FF 94<br>B CU 77<br>F FF 89<br>X FF 90<br>2-1 ①<br>F9 | | 3 | 2 | 1 | 1 | 1 | 0 | 2 |
| 55 Ramon Hernandez, R (1, 2)<br>OBP: 0.320, SLG: 0.362 | | X FF 90<br>0-0<br>2B | C SL 78<br>B FF 88<br>F SL 79<br>B SL 80<br>X SL 80<br>2-2 ③<br>1-H<br>2-H<br>3-H<br>1B | | | B FF 93<br>X FF 90<br>1-0 ①<br>L7 | | B FF 93<br>B CU 79<br>B FF 92<br>C FF 91<br>B FF 90<br>4-1<br>1-2<br>BB | | 3 | 0 | 2 | 3 | 1 | 0 | 0 |
| 23 Adam Rosales, R (1, 5)<br>OBP: 0.529, SLG: 0.417 | | C FF 89<br>B SL 79<br>B SI 88<br>B FF 86<br>X SL 78<br>3-1 ①<br>P3 | | X FF 88<br>0-0 ①<br>F8 | | C FF 95<br>S CU 82<br>B CU 83<br>B FF 94<br>B CU 78<br>B FC 90<br>4-2<br>BB | | C CU 79<br>B FF 94<br>B CU 79<br>X FF 90<br>2-1 ②③<br>F9-6<br>2-2 | | 3 | 0 | 0 | 0 | 1 | 0 | 3 |
| 2 Alex Gonzalez, R (1, 6)<br>OBP: 0.227, SLG: 0.300<br>53 Arthur Rhodes, L (9, 1) | | D SL 81<br>F SI 88<br>B FF 90<br>F SL 79<br>X SI 88<br>2-2 ②<br>G5-3 | | C FF 87<br>X SI 86<br>0-1 ②<br>G5-3 | | S FF 93<br>F FF 94<br>X FF 94<br>0-2 ②<br>F9 | | | F FF 95<br>S FF 96<br>F FF 96<br>B FF 95<br>F FF 95<br>B FC 91<br>F FF 95<br>F FF 95<br>X FC 91<br>2-2 ①<br>G1-3 | 4<br>0 | 0<br>0 | 0<br>0 | 0<br>0 | 0<br>0 | 0<br>0 | 2<br>0 |
| 47 Johnny Cueto, R (1, 1)<br>OBP: 0.200, SLG: 0.200<br>7 Paul Janish, R (9, PH)<br>OBP: 0.412, SLG: 0.400 (9, 6) | | B FF 89<br>F FF 88<br>C FF 89<br>S SL 79<br>1-3 ③<br>K | | B FF 86<br>C FF 85<br>M SL 78<br>B FF 87<br>X FF 86<br>2-2 ③<br>F8 | | B FF 90<br>1 SAFE<br>C FF 91<br>X FF 89<br>1-1 ③<br>G4-3 | | | B FF 96<br>F FF 95<br>B FC 92<br>B FF 95<br>S FF 94<br>T FF 95<br>3-2 ②<br>K | 3<br>1 | 0<br>0 | 0<br>0 | 0<br>0 | 0<br>0 | 1<br>1 | 2<br>0 |
| Inning Stats | R: 0<br>E: 0<br>K: 0<br>S: 10<br>H: 0<br>LOB: 1<br>BB: 1<br>P: 21 | R: 1<br>E: 0<br>K: 1<br>S: 11<br>H: 2<br>LOB: 1<br>BB: 0<br>P: 19 | R: 3<br>E: 0<br>K: 0<br>S: 14<br>H: 2<br>LOB: 1<br>BB: 3<br>P: 30 | R: 0<br>E: 0<br>K: 0<br>S: 6<br>H: 0<br>LOB: 0<br>BB: 0<br>P: 8 | R: 1<br>E: 0<br>K: 0<br>S: 12<br>H: 2<br>LOB: 1<br>BB: 0<br>P: 17 | R: 0<br>E: 0<br>K: 0<br>S: 8<br>H: 0<br>LOB: 1<br>BB: 1<br>P: 14 | R: 0<br>E: 0<br>K: 1<br>S: 11<br>H: 0<br>LOB: 0<br>BB: 0<br>P: 16 | R: 0<br>E: 0<br>K: 0<br>S: 8<br>H: 1<br>LOB: 1<br>BB: 1<br>P: 18 | R: 0<br>E: 0<br>K: 1<br>S: 13<br>H: 0<br>LOB: 0<br>BB: 0<br>P: 20 | 1B: 5<br>2B: 2<br>3B: 0<br>HR: 1<br>SF: 0<br>SAC: 0<br>DP: 1<br>HBP: 0 | | | | | | |

| PITCHER | | IP | WLS | BF | H | R | ER | SO | BB | IBB | HBP | BLK | WP | HR | S | P | ERA | WHIP |
|---|---|---|---|---|---|---|---|---|---|---|---|---|---|---|---|---|---|---|
| 27 Jeff Karstens, R<br>ERA: 5.85 | (1, 1) | 5.0 | L | 23 | 6 | 5 | 4 | 1 | 4 | 0 | 0 | 0 | 0 | 1 | 53 | 95 | 7.20 | 2.000 |
| 47 Evan Meek, R<br>ERA: | (6, 1) | 3.0 | | 11 | 1 | 0 | 0 | 1 | 2 | 0 | 0 | 0 | 0 | 0 | 27 | 48 | 0.00 | 1.000 |
| 43 Jesse Chavez, R<br>ERA: 1.74 | (9, 1) | 1.0 | | 3 | 0 | 0 | 0 | 1 | 0 | 0 | 0 | 0 | 0 | 0 | 13 | 20 | 0.00 | 0.000 |

| PITCHER | IP | WLS | BF | H | R | ER | SO | BB | IBB | HBP | BLK | WP | HR | S | P | ERA | WHIP |
|---|---|---|---|---|---|---|---|---|---|---|---|---|---|---|---|---|---|

# TOP

## Cincinnati Reds @ Pittsburgh Pirates

PNC Park, Pittsburgh, PA

Sun May 03 2009, 1:35 PM EDT

Att. 13,670 - Cloudy - 59 F

livebaseballscorecards.com

| | |
|---|---|
| AB | 31 |
| R | 5 |
| H | 7 |
| RBI | 5 |
| BB | 6 |
| SO | 3 |
| LOB | 13 |

| Batter | 1 | 2 | 3 | 4 | 5 | 6 | 7 | 8 | 9 | AB | R | H | RBI | BB | SO | LOB |
|---|---|---|---|---|---|---|---|---|---|---|---|---|---|---|---|---|
| 3 Nyjer Morgan, L (1, 7)<br>OBP: 0.372, SLG: 0.370 | B FF 91<br>C FF 89<br>F SL 86<br>F FF 91<br>B FF 91<br>X FF 92<br>2-2<br>12<br>CS<br>1B | | B SI 93<br>B FF 92<br>B FF 91<br>C FF 90<br>B FF 92<br>4-1<br>BB | | | C CH 84<br>X SL 87<br>0-1 ②<br>F7 | | | C FF 91<br>X FF 92<br>0-1 ①<br>F8 | 3 | 0 | 1 | 0 | 1 | 0 | 0 |
| 12 Freddy Sanchez, R (1, 4)<br>OBP: 0.356, SLG: 0.531 | 1 SAFE<br>B FF 91<br>S FF 91<br>B SL 87<br>F SI 92<br>F FF 93<br>F FF 92<br>S CH 84<br>2-3 ① ②<br>K<br>1-2 | | C SL 84<br>X SI 90<br>0-1 ③<br>F8 | | | S FF 93<br>C SL 87<br>F FF 94<br>S FF 94<br>0-3 ③<br>K | | | C FF 93<br>C FF 91<br>X FF 93<br>0-2 ②<br>G3-1 | 4 | 0 | 0 | 0 | 0 | 2 | 2 |
| 13 Nate McLouth, L (1, 8)<br>OBP: 0.392, SLG: 0.463 | F FF 90<br>B FF 90<br>B FF 91<br>B SL 85<br>C FF 91<br>F FF 92<br>S SL 86<br>3-3 ③<br>K | | | B FF 93<br>S FF 92<br>F FF 92<br>B FF 94<br>F SL 89<br>S SL 88<br>2-3 ①<br>K | | | F SL 85<br>X FF 92<br>0-1<br>25<br>G4-6-3<br>1B | | C FF 92<br>F FF 91<br>X SL 81<br>0-2 ③<br>L9 | 4 | 0 | 1 | 0 | 0 | 2 | 0 |
| 25 Adam LaRoche, L (1, 3)<br>OBP: 0.364, SLG: 0.540 | | B FF 91<br>B FF 89<br>B FF 90<br>C FF 91<br>C FF 91<br>T SL 86<br>3-2 ①<br>K | | X FF 93<br>0-0 ②<br>G4-3 | | | B FF 91<br>B FF 91<br>C SL 83<br>B SL 82<br>X SI 91<br>3-1 ① ②<br>G4-6-3<br>1-2f | | | 3 | 0 | 0 | 0 | 0 | 1 | 1 |
| 44 Brandon Moss, L (1, 9)<br>OBP: 0.243, SLG: 0.258 | | B FF 92<br>X FF 91<br>1-0 ②<br>F7 | | C SL 90<br>F FF 94<br>B SL 88<br>X FF 93<br>1-2 ③<br>G3-1 | | | X SL 87<br>0-0 ③<br>G3-1 | | | 3 | 0 | 0 | 0 | 0 | 0 | 0 |
| 15 Andy LaRoche, R (1, 5)<br>OBP: 0.317, SLG: 0.347 | | B SL 86<br>X SL 84<br>1-0<br>1B | | | B SI 93<br>S SI 93<br>B SL 88<br>X SI 94<br>2-1 ①<br>G5-3 | | | B FF 91<br>B FF 93<br>C FF 91<br>C SI 91<br>B FF 93<br>X FF 93<br>3-2<br>1B | | 3 | 0 | 2 | 0 | 0 | 0 | 0 |
| 35 Jason Jaramillo, S (1, 2)<br>OBP: 0.359, SLG: 0.429 | | B FF 90<br>B FF 89<br>C FF 90<br>B FF 92<br>F FF 91<br>X FF 92<br>3-2 ③<br>P6 | | | B FF 93<br>S FF 93<br>C SL 88<br>C FF 94<br>1-3 ②<br>K | | | X SL 83<br>0-0 ①<br>P5 | | 3 | 0 | 0 | 0 | 0 | 1 | 2 |
| 10 Brian Bixler, R (1, 6)<br>OBP: 0.250, SLG: 0.333<br>47 Evan Meek, R (6, 1)<br>16 Eric Hinske, L (8, PH)<br>OBP: 0.340, SLG: 0.364<br>43 Jesse Chavez, R (9, 1) | | | B FF 92<br>S FF 92<br>S FF 91<br>S FF 94<br>1-3 ①<br>K | | C FF 94<br>F FF 94<br>B SL 88<br>S FF 94<br>1-3 ③<br>K | | | B SI 92<br>C SL 84<br>B FF 90<br>B SL 84<br>X FF 92<br>3-1 ②<br>F8 | | 2<br>0<br>1<br>0 | 0<br>0<br>0<br>0 | 0<br>0<br>0<br>0 | 0<br>0<br>0<br>0 | 2<br>0<br>0<br>0 | 0<br>0<br>1<br>0 | 0<br>0<br>1<br>0 |
| 27 Jeff Karstens, R (1, 1)<br>5 Ramón Vázquez, L (6, 6)<br>OBP: 0.353, SLG: 0.175 | | | B FF 93<br>C FF 90<br>S FF 93<br>B FF 94<br>F FF 93<br>B FF 92<br>C FF 91<br>3-3 ②<br>K | | | B FF 92<br>C FF 92<br>C SL 86<br>X FF 93<br>1-2 ①<br>P6 | | B FF 93<br>X SL 86<br>1-0 ③<br>G3 | | 1<br>2 | 0<br>0 | 0<br>0 | 0<br>0 | 0<br>0 | 1<br>0 | 0<br>1 |
| Inning Stats | R: 0<br>E: 0<br>K: 2<br>S: 13<br>H: 1<br>LOB: 0<br>BB: 0<br>P: 20 | R: 0<br>E: 0<br>K: 1<br>S: 8<br>H: 1<br>LOB: 1<br>BB: 0<br>P: 16 | R: 0<br>E: 0<br>K: 2<br>S: 10<br>H: 0<br>LOB: 1<br>BB: 1<br>P: 18 | R: 0<br>E: 0<br>K: 1<br>S: 8<br>H: 0<br>LOB: 0<br>BB: 0<br>P: 11 | R: 0<br>E: 0<br>K: 2<br>S: 8<br>H: 0<br>LOB: 0<br>BB: 0<br>P: 12 | R: 0<br>E: 0<br>K: 1<br>S: 9<br>H: 0<br>LOB: 0<br>BB: 0<br>P: 10 | R: 0<br>E: 0<br>K: 0<br>S: 5<br>H: 1<br>LOB: 0<br>BB: 0<br>P: 8 | R: 0<br>E: 0<br>K: 0<br>S: 7<br>H: 1<br>LOB: 1<br>BB: 0<br>P: 14 | R: 0<br>E: 0<br>K: 0<br>S: 8<br>H: 0<br>LOB: 0<br>BB: 0<br>P: 8 | 1B: 4<br>2B: 0<br>3B: 0<br>HR: 0<br>SF: 0<br>SAC: 0<br>DP: 1<br>HBP: 0 | | | | | | |

| PITCHER | | IP | WLS | BF | H | R | ER | SO | BB | IBB | HBP | BLK | WP | HR | S | P | ERA | WHIP |
|---|---|---|---|---|---|---|---|---|---|---|---|---|---|---|---|---|---|---|
| 47 Johnny Cueto, R<br>ERA: 1.65 | (1, 1) | 8.0 | W | 27 | 4 | 0 | 0 | 9 | 1 | 0 | 0 | 0 | 0 | 0 | 68 | 109 | 0.00 | 0.625 |
| 53 Arthur Rhodes, L<br>ERA: | (9, 1) | 1.0 | | 3 | 0 | 0 | 0 | 0 | 0 | 0 | 0 | 0 | 0 | 0 | 8 | 8 | 0.00 | 0.000 |

| PITCHER | IP | WLS | BF | H | R | ER | SO | BB | IBB | HBP | BLK | WP | HR | S | P | ERA | WHIP |
|---|---|---|---|---|---|---|---|---|---|---|---|---|---|---|---|---|---|

# BOTTOM

## Cincinnati Reds @ Pittsburgh Pirates

PNC Park, Pittsburgh, PA

Sun May 03 2009, 1:35 PM EDT

Att. 13,670 - Cloudy - 59 F

livebaseballscorecards.com

| | |
|---|---|
| AB | 29 |
| R | 0 |
| H | 4 |
| RBI | 0 |
| BB | 1 |
| SO | 9 |
| LOB | 7 |

# Milwaukee Brewers @ Pittsburgh Pirates

PNC Park, Pittsburgh, PA

Mon May 04 2009, 7:05 PM EDT

Att. 8,482 - Cloudy - 57 F

livebaseballscorecards.com

| Batter | 1 | 2 | 3 | 4 | 5 | 6 | 7 | 8 | 9 | AB | R | H | RBI | BB | SO | LOB |
|---|---|---|---|---|---|---|---|---|---|---|---|---|---|---|---|---|
| 1 Corey Hart, R (1, 9)<br>OBP: 0.366, SLG: 0.464 | C FF 88<br>B SI 88<br>B SI 88<br>F FF 89<br>B CU 73<br>X FF 89<br>3-2<br>23 F9<br>7<br>28 FC3-6<br>1B<br>1B | | B CH 83<br>C FF 90<br>F FF 89<br>B FF 90<br>S CH 85<br>2-3 ②<br>K | | C CU 75<br>X CU 74<br>0-1<br>2B | | | S SI 87<br>B SL 81<br>C SI 89<br>B SI 86<br>B SL 81<br>F FF 89<br>S CH 85<br>3-3 ①<br>K | L FF 93<br>B SL 84<br>B FF 92<br>B FF 93<br>L FF 93<br>F FF 93<br>B SI 94<br>4-2<br>23 HR<br>1-2<br>2-3<br>BB | 4 | 2 | 2 | 0 | 1 | 2 | 0 |
| 7 J.J. Hardy, R (1, 6)<br>OBP: 0.234, SLG: 0.286 | C FF 90<br>S SL 81<br>X FF 90<br>0-2<br>28 FC3-6<br>1-2<br>1B | | B SI 90<br>C SI 89<br>X SL 83<br>1-1 ③<br>F7 | | C FF 88<br>S CU 74<br>B CU 75<br>X CU 74<br>1-2 ③<br>G4-3 | | | B SI 90<br>B SI 88<br>F FF 90<br>B SI 89<br>C SI 88<br>B SI 89<br>4-2<br>25 BB<br>28 1B<br>8 2B<br>BB | C FF 93<br>X FF 93<br>0-1 ①<br>SF8<br>2-3<br>3-H | 3 | 1 | 1 | 1 | 1 | 0 | 1 |
| 23 Rickie Weeks Jr., R (1, 4)<br>OBP: 0.327, SLG: 0.505 | B SI 90<br>X FF 91<br>1-0 ①<br>F9<br>2-3 | | | C CU 73<br>B SI 87<br>F FF 89<br>B FF 88<br>X SI 85<br>2-2<br>28 1B<br>28 PB<br>1B | | F SI 88<br>B SL 80<br>C FF 89<br>S SL 82<br>1-3 ①<br>K | | B FF 97<br>B FF 96<br>C FF 97<br>B FF 97<br>S FF 96<br>F FF 96<br>F FF 97<br>S SI 96<br>3-3 ②<br>K | 1 SAFE<br>D SL 85<br>C SL 83<br>B FF 94<br>1 SAFE<br>F FF 92<br>B FF 94<br>X FF 93<br>3-2<br>1-H<br>3-H<br>HR | 5 | 1 | 2 | 3 | 0 | 2 | 3 |
| 28 Prince Fielder, L (1, 3)<br>OBP: 0.405, SLG: 0.467 | F SL 81<br>X SL 81<br>0-1 ②<br>FC3-6<br>25 FC5-4<br>1-2f<br>3-H | | | B SI 87<br>C SL 82<br>X SL 80<br>1-1<br>14 FC6-4<br>1-3<br>1B | | B FF 90<br>C SL 81<br>F FF 90<br>S SL 82<br>1-3 ②<br>K | | C FF 89<br>X CH 84<br>0-1<br>25 BB<br>8 2B<br>1-2<br>1B | C FF 94<br>B FF 94<br>B CH 88<br>F FF 93<br>B FF 93<br>T FF 93<br>3-2 ②<br>K | 5 | 1 | 2 | 1 | 0 | 2 | 1 |
| 25 Mike Cameron, R (1, 8)<br>OBP: 0.398, SLG: 0.625 | F SI 88<br>X CH 84<br>0-1 ③<br>FC5-4<br>1-2f | | | C SL 82<br>B SL 83<br>B FF 89<br>B FF 90<br>C SI 86<br>X FF 90<br>3-2 ①<br>P4 | | X SI 86<br>0-0 ③<br>G6-3 | | B CH 82<br>B CH 84<br>F FF 90<br>C CH 83<br>B CH 83<br>F CH 83<br>B FF 90<br>4-2<br>8 2B<br>1-2<br>2-3<br>BB | B SL 83<br>S FF 91<br>B SL 82<br>B FF 92<br>X FF 91<br>3-1 ③<br>F8 | 4 | 0 | 0 | 0 | 1 | 0 | 3 |
| 2 Bill Hall, R (1, 7)<br>OBP: 0.356, SLG: 0.488<br>16 Chris Duffy, L (2, 7)<br>OBP: 0.238, SLG: 0.167<br>8 Ryan Braun, R (8, PH)<br>OBP: 0.438, SLG: 0.552<br>(8, 7) | | X SI 88<br>0-0 ①<br>F8 | | B SL 82<br>C SL 81<br>F SL 82<br>F SL 82<br>C FF 90<br>1-3 ②<br>K | | | X SI 89<br>0-0 ①<br>G3 | C CH 83<br>C FF 91<br>F CH 84<br>X CH 84<br>0-2<br>1-3<br>2-H<br>3-H<br>2B | | 1 | 0 | 0 | 0 | 0 | 0 | 0 |
| | | | | | | | | | | 2 | 0 | 0 | 0 | 0 | 1 | 2 |
| | | | | | | | | | | 1 | 0 | 1 | 2 | 0 | 0 | 0 |
| 14 Casey McGehee, R (1, 5)<br>OBP: 0.154, SLG: 0.154 | | C FF 88<br>X CH 84<br>0-1 ②<br>G5-3 | | X SL 82<br>0-0 ③<br>FC6-4<br>1-2f | | | C SI 88<br>C CU 74<br>B SI 88<br>X CU 75<br>1-2 ②<br>G1-3 | B FF 91<br>C CH 83<br>B CH 84<br>C FF 90<br>S FF 90<br>2-3 ③<br>K | | 4 | 0 | 0 | 0 | 0 | 1 | 4 |
| 18 Jason Kendall, R (1, 2)<br>OBP: 0.302, SLG: 0.233 | | C FF 88<br>X SI 86<br>0-1 ③<br>G1-3 | | | X FF 86<br>0-0 ①<br>G6-3 | | B SI 88<br>C SI 88<br>F FF 89<br>X FF 90<br>1-2<br>1B | | C FF 92<br>C FF 94<br>B SL 85<br>F FF 93<br>F SL 84<br>F FF 93<br>B FF 93<br>F SL 84<br>X FF 94<br>2-2<br>1 BB<br>30 1B<br>7 SF8<br>1B | 4 | 1 | 2 | 0 | 0 | 0 | 0 |
| 49 Yovani Gallardo, R (1, 1)<br>OBP: 0.267, SLG: 0.667<br>45 Mark DiFelice, R (8, 1)<br>30 Craig Counsell, L (9, PH)<br>OBP: 0.395, SLG: 0.351<br>51 Trevor Hoffman, R (9, 1) | | | C FF 88<br>C SI 88<br>B SI 89<br>F SI 88<br>S SL 82<br>1-3 ①<br>K | | B SI 87<br>F FF 87<br>B SI 88<br>X FF 90<br>2-1 ②<br>L6 | | C CU 74<br>C CU 75<br>S CU 75<br>0-3 ③<br>K | | X FF 92<br>0-0<br>7 SF8<br>1 BB<br>23 HR<br>1-2<br>1B | 3 | 0 | 0 | 0 | 0 | 2 | 1 |
| | | | | | | | | | | 0 | 0 | 0 | 0 | 0 | 0 | 0 |
| | | | | | | | | | | 1 | 1 | 1 | 0 | 0 | 0 | 0 |
| | | | | | | | | | | 0 | 0 | 0 | 0 | 0 | 0 | 0 |
| Inning Stats | R: 1<br>E: 0<br>K: 0<br>S: 11<br>H: 2<br>LOB: 1<br>BB: 0<br>P: 15 | R: 0<br>E: 0<br>K: 0<br>S: 5<br>H: 0<br>LOB: 0<br>BB: 0<br>P: 5 | R: 0<br>E: 0<br>K: 2<br>S: 9<br>H: 0<br>LOB: 0<br>BB: 0<br>P: 13 | R: 0<br>E: 0<br>K: 1<br>S: 13<br>H: 2<br>LOB: 2<br>BB: 0<br>P: 20 | R: 0<br>E: 0<br>K: 0<br>S: 8<br>H: 1<br>LOB: 1<br>BB: 0<br>P: 11 | R: 0<br>E: 0<br>K: 2<br>S: 7<br>H: 0<br>LOB: 0<br>BB: 0<br>P: 9 | R: 0<br>E: 0<br>K: 1<br>S: 10<br>H: 1<br>LOB: 1<br>BB: 0<br>P: 12 | R: 2<br>E: 0<br>K: 3<br>S: 23<br>H: 2<br>LOB: 2<br>BB: 2<br>P: 39 | R: 4<br>E: 0<br>K: 1<br>S: 21<br>H: 3<br>LOB: 0<br>BB: 1<br>P: 36 | 1B: 8<br>2B: 2<br>3B: 0<br>HR: 1<br>SF: 1<br>SAC: 0<br>DP: 0<br>HBP: 0 | | | | | | |

| TOP | |
|---|---|
| AB | 37 |
| R | 7 |
| H | 11 |
| RBI | 7 |
| BB | 3 |
| SO | 10 |
| LOB | 15 |

WP: 0 PB: 1 SB: 0 CS: 0 PA: 41

| PITCHER | | IP | WLS | BF | H | R | ER | SO | BB | IBB | HBP | BLK | WP | HR | S | P | ERA | WHIP |
|---|---|---|---|---|---|---|---|---|---|---|---|---|---|---|---|---|---|---|
| 28 Paul Maholm, L<br>ERA: 2.97 | (1, 1) | 7.1 | | 29 | 6 | 2 | 2 | 7 | 1 | 0 | 0 | 0 | 0 | 0 | 69 | 98 | 2.46 | 0.955 |
| 30 Tyler Yates, R<br>ERA: 7.56 | (8, 1) | 0.1 | H | 1 | 0 | 0 | 0 | 1 | 0 | 0 | 0 | 0 | 0 | 0 | 5 | 8 | 0.00 | 0.000 |
| 34 John Grabow, L<br>ERA: 2.84 | (8, 1) | 0.1 | B | 4 | 2 | 1 | 1 | 1 | 1 | 0 | 0 | 0 | 0 | 0 | 12 | 18 | 27.00 | 9.000 |
| 55 Matt Capps, R<br>ERA: 7.56 | (9, 1) | 1.0 | L | 7 | 3 | 4 | 4 | 1 | 1 | 0 | 0 | 0 | 0 | 1 | 21 | 36 | 36.00 | 4.000 |

| PITCHER | IP | WLS | BF | H | R | ER | SO | BB | IBB | HBP | BLK | WP | HR | S | P | ERA | WHIP |
|---|---|---|---|---|---|---|---|---|---|---|---|---|---|---|---|---|---|

| Batter | 1 | 2 | 3 | 4 | 5 | 6 | 7 | 8 | 9 | AB | R | H | RBI | BB | SO | LOB |
|---|---|---|---|---|---|---|---|---|---|---|---|---|---|---|---|---|
| 3 Nyjer Morgan, L (1, 7)<br>OBP: 0.356, SLG: 0.352 | B FF 90<br>X FF 89<br>1-0 ① F9 | D CU 78<br>B FF 92<br>C FF 91<br>X FF 91<br>2-1 ③ FC4-6<br>1-2f | | | C CU 76<br>B FF 90<br>X CU 77<br>1-1 ① G4-3 | | F FF 90<br>S FF 91<br>B FF 91<br>S CU 78<br>1-3 ① K | | C FC 84<br>X CU 70<br>0-1 ① F8 | 5 | 0 | 0 | 0 | 0 | 1 | 3 |
| 12 Freddy Sanchez, R (1, 4)<br>OBP: 0.358, SLG: 0.544 | F FF 91<br>X CH 84<br>0-1 ② L7 | | B FF 90<br>B FF 90<br>X FF 90<br>2-0 ① P4 | | C CU 78<br>B CU 78<br>X FF 91<br>1-1 13 1B 2B | | X SL 82<br>0-0 13 G1-3 2B | | B FC 86<br>B FC 85<br>B FC 84<br>C FC 85<br>F FC 85<br>F FC 85<br>F FC 86<br>F FC 86<br>X SL 82<br>3-2 ② G1-4-3 | 5 | 1 | 2 | 0 | 0 | 0 | 0 |
| 13 Nate McLouth, L (1, 8)<br>OBP: 0.405, SLG: 0.472 | C FF 92<br>B FF 91<br>X CU 78<br>1-1 ③ F7 | | B FF 90<br>S FF 89<br>X SL 83<br>1-1 1B | | C FF 92<br>B FF 92<br>S CU 79<br>B SL 84<br>F FF 92<br>B CU 78<br>X CU 78<br>3-2 2-H 1B | | B CH 84<br>S FF 91<br>X CU 78<br>1-1 ② G1-3<br>2-3 | | B FC 85<br>C FC 85<br>X CH 74<br>1-1 1B | 5 | 0 | 3 | 1 | 0 | 0 | 1 |
| 25 Adam LaRoche, L (1, 3)<br>OBP: 0.356, SLG: 0.516 | | C FF 91<br>B FF 91<br>B CU 79<br>B FF 92<br>B FF 91<br>4-1 44 3B BB | B FF 91<br>C CU 77<br>1 SAFE<br>B CU 75<br>X FF 89<br>2-1 ② F7 | | 1 SAFE<br>B FF 90<br>C FF 89<br>B SL 83<br>F FF 90<br>1 SAFE<br>F SL 83<br>C FF 90<br>2-3 ② K | | F FF 91<br>B FF 92<br>C FF 92<br>D CU 80<br>B FF 91<br>X FF 91<br>3-2 ③ F8 | | C FC 85<br>C CU 73<br>X FC 86<br>0-2 ③ G4-3 | 4 | 1 | 0 | 0 | 1 | 1 | 4 |
| 44 Brandon Moss, L (1, 9)<br>OBP: 0.243, SLG: 0.286 | | B FF 89<br>B SI 90<br>X FF 91<br>2-0 1-H 3B | 1 SAFE<br>B CH 83<br>X FF 91<br>1-0 ③ P5 | | 1 SAFE<br>B SL 83<br>B CH 84<br>F FF 90<br>X SL 82<br>2-1 ③ P3 | | | X SL 81<br>0-0 ① F8 | | 4 | 0 | 1 | 1 | 0 | 0 | 2 |
| 15 Andy LaRoche, R (1, 5)<br>OBP: 0.314, SLG: 0.382 | | B FF 92<br>D SI 91<br>X FF 92<br>2-0 ① G5-3 | | B CU 77<br>X FF 88<br>1-0 HR | | C FF 90<br>C FF 90<br>B SL 85<br>B FF 90<br>B FF 92<br>X SL 85<br>3-2 ① L1 | | C SL 82<br>X SL 82<br>0-1 ② L8 | | 4 | 1 | 1 | 1 | 0 | 0 | 1 |
| 5 Ramón Vázquez, L (1, 6)<br>OBP: 0.364, SLG: 0.186 | | B CU 78<br>B CU 78<br>C FF 91<br>B FF 92<br>B FF 91<br>4-1 28 BB BB | | B SL 84<br>X SL 83<br>1-0 ① G3 | | C SL 84<br>B CU 79<br>S FF 90<br>B CU 79<br>S FF 91<br>2-3 ② K | | C SL 81<br>B SL 81<br>F SL 80<br>B CU 73<br>X SL 80<br>2-2 35 2B 1B | | 3 | 1 | 1 | 0 | 1 | 1 | 0 |
| 35 Jason Jaramillo, S (1, 2)<br>OBP: 0.372, SLG: 0.487 | | F FF 90<br>B FF 90<br>C FF 90<br>X FF 91<br>1-2 ② L6 | | X FF 91<br>0-0 ② G4-3 | | X FF 91<br>0-0 2B | | C SL 80<br>B SL 80<br>1 SAFE<br>S SL 80<br>F SL 80<br>1 SAFE<br>F SL 80<br>B SL 80<br>X SL 80<br>2-2 1-H 2B | | 4 | 0 | 2 | 1 | 0 | 0 | 2 |
| 28 Paul Maholm, L (1, 1)<br>OBP: 0.286, SLG: 0.091<br>30 Tyler Yates, R (8, 1)<br>34 John Grabow, L (8, 1)<br>24 Delwyn Young, S (8, PH)<br>OBP: 0.375, SLG: 0.625<br>55 Matt Capps, R (9, 1) | | B FF 91<br>B FF 91<br>B FF 90<br>B FF 89<br>4-0 3 FC4-6 1-2 BB | | C FF 90<br>F FF 90<br>C CU 78<br>0-3 ③ K | | C FF 90<br>S CU 79<br>B CU 78<br>C CU 78<br>1-3 ③ K | | C SL 82<br>X SL 81<br>0-1 ③ F7 | | 2<br>0<br>0<br>1<br>0 | 0<br>0<br>0<br>0<br>0 | 0<br>0<br>0<br>0<br>0 | 0<br>0<br>0<br>0<br>0 | 1<br>0<br>0<br>0<br>0 | 2<br>0<br>0<br>0<br>0 | 1<br>0<br>0<br>1<br>0 |
| Inning Stats | R: 0<br>E: 0<br>K: 0<br>S: 5<br>H: 0<br>LOB: 0<br>BB: 0<br>P: 7 | R: 1<br>E: 0<br>K: 0<br>S: 9<br>H: 1<br>LOB: 3<br>BB: 3<br>P: 28 | R: 0<br>E: 0<br>K: 0<br>S: 6<br>H: 1<br>LOB: 1<br>BB: 0<br>P: 12 | R: 1<br>E: 0<br>K: 1<br>S: 6<br>H: 1<br>LOB: 1<br>BB: 0<br>P: 8 | R: 1<br>E: 0<br>K: 1<br>S: 14<br>H: 2<br>LOB: 1<br>BB: 0<br>P: 23 | R: 0<br>E: 0<br>K: 2<br>S: 10<br>H: 1<br>LOB: 1<br>BB: 0<br>P: 16 | R: 0<br>E: 0<br>K: 1<br>S: 9<br>H: 1<br>LOB: 1<br>BB: 0<br>P: 14 | R: 1<br>E: 0<br>K: 0<br>S: 13<br>H: 2<br>LOB: 1<br>BB: 0<br>P: 17 | R: 0<br>E: 0<br>K: 0<br>S: 13<br>H: 1<br>LOB: 1<br>BB: 0<br>P: 17 | 1B: 4<br>2B: 4<br>3B: 1<br>HR: 1 | SF: 0<br>SAC: 0<br>DP: 0<br>HBP: 0 | WP: 0<br>PB: 0<br>SB: 0<br>CS: 0 | PA: 40 | | | |

| PITCHER | IP | WLS | BF | H | R | ER | SO | BB | IBB | HBP | BLK | WP | HR | S | P | ERA | WHIP |
|---|---|---|---|---|---|---|---|---|---|---|---|---|---|---|---|---|---|
| 49 Yovani Gallardo, R (1, 1)<br>ERA: 3.02 | 7.0 | | 31 | 7 | 3 | 3 | 5 | 3 | 0 | 0 | 0 | 0 | 1 | 59 | 108 | 3.86 | 1.429 |
| 45 Mark DiFelice, R (8, 1)<br>ERA: 1.42 | 1.0 | W | 5 | 2 | 1 | 1 | 0 | 0 | 0 | 0 | 0 | 0 | 0 | 13 | 17 | 9.00 | 2.000 |
| 51 Trevor Hoffman, R (9, 1)<br>ERA: | 1.0 | S | 4 | 1 | 0 | 0 | 0 | 0 | 0 | 0 | 0 | 0 | 0 | 13 | 17 | 0.00 | 1.000 |

| PITCHER | IP | WLS | BF | H | R | ER | SO | BB | IBB | HBP | BLK | WP | HR | S | P | ERA | WHIP |
|---|---|---|---|---|---|---|---|---|---|---|---|---|---|---|---|---|---|

# BOTTOM

# Milwaukee Brewers @ Pittsburgh Pirates

PNC Park, Pittsburgh, PA

Mon May 04 2009, 7:05 PM EDT

Att. 8,482 - Cloudy - 57 F

livebaseballscorecards.com

| | |
|---|---|
| AB | 37 |
| R | 4 |
| H | 10 |
| RBI | 4 |
| BB | 3 |
| SO | 5 |
| LOB | 15 |

# Milwaukee Brewers @ Pittsburgh Pirates

PNC Park, Pittsburgh, PA

Tue May 05 2009, 7:05 PM EDT

Att. 9,775 - Cloudy - 55 F

livebaseballscorecards.com

| Batter | 1 | 2 | 3 | 4 | 5 | 6 | 7 | 8 | 9 | AB | R | H | RBI | BB | SO | LOB |
|---|---|---|---|---|---|---|---|---|---|---|---|---|---|---|---|---|
| 23 Rickie Weeks Jr., R (1, 4)<br>OBP: 0.322, SLG: 0.486 | C CH 87<br>C SL 83<br>B CH 89<br>B SL 85<br>X FF 92<br>2-2 ① F7 | | X CH 88<br>0-0 ② F9 | | B CH 87<br>C FF 90<br>F SL 80<br>B SL 86<br>B SL 85<br>X FF 92<br>3-2 ② G3-1 | B FC 89<br>B FF 92<br>B FF 91<br>B FF 92<br>4-0<br>1-2<br>2-3<br>3-H BB | | C CU 77<br>D CU 80<br>B FC 92<br>B FC 90<br>S FC 89<br>X FC 91<br>3-2 ② FC5-2 (30 2B)<br>2-3<br>3-H | | 4 | 1 | 0 | 1 | 1 | 0 | 2 |
| 30 Craig Counsell, L (1, 5)<br>OBP: 0.396, SLG: 0.366 | B CH 88<br>C SI 90<br>B SL 80<br>X FF 90<br>2-1 ② G4-3 | | B CH 87<br>C CH 86<br>C CH 88<br>X FF 90<br>1-2 ③ G4-3 | | C FF 90<br>B SI 90<br>B CH 85<br>B FF 91<br>B FF 92<br>4-1 BB | X SL 74<br>0-0 ② P3 | | C FF 92<br>1 SAFE<br>X FF 93<br>0-1<br>1-H<br>3-H 2B | | 4 | 0 | 1 | 2 | 1 | 0 | 3 |
| 8 Ryan Braun, R (1, 7)<br>OBP: 0.427, SLG: 0.527 | C FF 90<br>B<br>X<br>1-1 ③ F9 | | | B CH 85<br>F FF 89<br>B SL 84<br>B SL 83<br>B FF 90<br>4-1<br>25 FC5-4 BB | C FF 92<br>F SL 87<br>F FF 91<br>1 SAFE<br>B SL 87<br>S SL 84<br>1-3 ③ K | B CH 79<br>F SI 88<br>B SI 89<br>D CH 81<br>F SI 89<br>X SI 90<br>3-2 ③ G4-3 | | C FC 91<br>X CU 80<br>0-1 ③ F7 | | 4 | 0 | 0 | 0 | 1 | 1 | 5 |
| 28 Prince Fielder, L (1, 3)<br>OBP: 0.413, SLG: 0.457 | | B CH 78<br>B CH 88<br>B CH 88<br>B CH 87<br>4-0<br>25 G6-4-3 BB | | C FF 90<br>F FF 91<br>F FF 91<br>F CH 83<br>X FF 92<br>0-2 ① F7 | F CH 88<br>B SL 85<br>F CH 84<br>B SL 83<br>B SL 86<br>B FF 93<br>4-2<br>1 FC4<br>25 BB<br>7 1B BB | F FF 95<br>S CH 85<br>B CH 84<br>B FF 95<br>F SL 91<br>X CH 86<br>2-2 ① P6 | | H FF 88<br>1-0<br>25 WP HBP | | 2 | 1 | 0 | 0 | 2 | 0 | 1 |
| 25 Mike Cameron, R (1, 8)<br>OBP: 0.389, SLG: 0.598 | | F CH 88<br>B SL 79<br>X SL 79<br>1-1 ① ②<br>G6-4-3<br>1-2f | | B FF 92<br>C SI 92<br>S SL 80<br>1 SAFE<br>D SL 81<br>F FF 93<br>F FF 93<br>X SL 86<br>2-2 ② FC5-4 (1 2B)<br>1-2f | B FF 92<br>B FF 92<br>B FF 91<br>B FF 90<br>4-0<br>1 FC4<br>1-2 BB | S FF 96<br>B FF 96<br>B FF 95<br>X FF 95<br>2-1 ② F8 | | C FF 90<br>B FF 90<br>B CH 82<br>F FF 89<br>X SI 92<br>2-2 ① F8<br>1-2 | | 4 | 1 | 0 | 0 | 1 | 0 | 3 |
| 1 Corey Hart, R (1, 9)<br>OBP: 0.371, SLG: 0.485<br>57 Mitch Stetter, L (7, 1)<br>14 Casey McGehee, R (9, PH)<br>OBP: 0.143, SLG: 0.143<br>12 Carlos Villanueva, R (9, 1)<br>OBP: 1.000, SLG: 1.000 | | C CH 88<br>X FF 90<br>0-1 7 1B 2B | | 1 SAFE<br>B FF 92<br>F FF 91<br>X FF 93<br>1-1 7 2B 2B<br>1-H | B FF 92<br>B FF 92<br>B FF 94<br>C FF 94<br>F FF 93<br>X FF 93<br>3-2 ① FC4 (7 1B)<br>1-2f<br>2-3 | B FF 94<br>C FF 95<br>S SL 90<br>B FF 96<br>B FF 96<br>S SL 89<br>3-3 ③ K | | F FF 90<br>F SI 91<br>B SI 92<br>X FF 90<br>1-2 ② F7 | | 4<br>0<br>1<br>0 | 3<br>0<br>0<br>0 | 2<br>0<br>0<br>0 | 1<br>0<br>0<br>0 | 0<br>0<br>0<br>0 | 1<br>0<br>1<br>0 | 2<br>0<br>1<br>0 |
| 7 J.J. Hardy, R (1, 6)<br>OBP: 0.273, SLG: 0.322 | | C FF 91<br>B SL 86<br>S SL 81<br>X SL 82<br>1-2<br>18 FC6-4 (1B)<br>2-H | | B FF 92<br>B FF 92<br>C FF 91<br>B SL 85<br>C FF 93<br>X SL 82<br>3-2<br>18 FC6-4 (2B)<br>3-H | B FF 92<br>B FC 88<br>F FF 93<br>X FF 93<br>2-1<br>37 BB<br>18 1B<br>23 BB (1B)<br>1-H<br>3-H | | B<br>B<br>C<br>B<br>S<br>B<br>4-2<br>16 SH1-3<br>18 BB<br>23 FC5-2 BB | B FF 89<br>B FF 90<br>B FF 91<br>B FF 88<br>4-0 BB | 3 | 1 | 3 | 4 | 2 | 0 | 0 |
| 18 Jason Kendall, R (1, 2)<br>OBP: 0.308, SLG: 0.234 | | B FF 90<br>X FF 89<br>1-0 ③<br>FC6-4<br>1-2f | | B FF 91<br>C FF 91<br>X SL 85<br>1-1 ③<br>FC6-4<br>2-2 | B FF 91<br>B FF 91<br>X FF 91<br>2-0<br>23 BB<br>37 BB<br>1-2 (1B) | | B FC 88<br>B CU 76<br>B FC 89<br>3-0<br>23 FC5-2<br>16 SH1-3<br>30 2B<br>1-2 BB | C FF 90<br>F FF 91<br>S SI 93<br>0-3 ③ K | 4 | 1 | 1 | 0 | 1 | 1 | 4 |
| 37 Jeff Suppan, R (1, 1)<br>OBP: 0.364, SLG: 0.333<br>73 Seth McClung, L (6, 1)<br>16 Chris Duffy, L (7, 9)<br>OBP: 0.238, SLG: 0.167 | | | X CH 86<br>0-0 ① G5-3 | | B CH 87<br>B CH 87<br>B CH 86<br>C CH 87<br>C CH 88<br>C FF 90<br>3-3 ① K | B FF 92<br>B FF 92<br>B FF 91<br>C FF 91<br>B FF 92<br>4-1<br>23 BB<br>1-2<br>2-3 BB | | X FC 89<br>0-0 ① SH1-3<br>1-2<br>2-3 | | 2<br>0<br>0 | 0<br>0<br>0 | 0<br>0<br>0 | 0<br>0<br>0 | 1<br>0<br>0 | 1<br>0<br>0 | 0<br>0<br>0 |
| Inning Stats | R: 0<br>E: 0<br>K: 0<br>S: 7<br>H: 0<br>LOB: 0<br>BB: 0<br>P: 12 | R: 1<br>E: 0<br>K: 0<br>S: 8<br>H: 2<br>LOB: 1<br>BB: 1<br>P: 15 | R: 0<br>E: 0<br>K: 0<br>S: 5<br>H: 0<br>LOB: 0<br>BB: 0<br>P: 6 | R: 2<br>E: 0<br>K: 0<br>S: 18<br>H: 2<br>LOB: 1<br>BB: 1<br>P: 29 | R: 0<br>E: 0<br>K: 2<br>S: 11<br>H: 0<br>LOB: 1<br>BB: 1<br>P: 22 | R: 3<br>E: 0<br>K: 0<br>S: 13<br>H: 2<br>LOB: 3<br>BB: 4<br>P: 39 | R: 0<br>E: 0<br>K: 1<br>S: 9<br>H: 0<br>LOB: 0<br>BB: 0<br>P: 16 | R: 2<br>E: 0<br>K: 0<br>S: 10<br>H: 1<br>LOB: 1<br>BB: 2<br>P: 20 | R: 0<br>E: 0<br>K: 1<br>S: 9<br>H: 0<br>LOB: 2<br>BB: 1<br>P: 17 | 1B: 3<br>2B: 4<br>3B: 0<br>HR: 0<br>SF: 0<br>SAC: 1<br>DP: 1<br>HBP: 1 | | | | | | |

| TOP | |
|---|---|
| AB | 32 |
| R | 8 |
| H | 7 |
| RBI | 8 |
| BB | 10 |
| SO | 4 |
| LOB | 21 |

WP: 1 PB: 0 SB: 1 CS: 0 PA: 44

| PITCHER | | IP | WLS | BF | H | R | ER | SO | BB | IBB | HBP | BLK | WP | HR | S | P | ERA | WHIP |
|---|---|---|---|---|---|---|---|---|---|---|---|---|---|---|---|---|---|---|
| 45 Ian Snell, R<br>ERA: 4.5 | (1, 1) | 5.0 | L | 23 | 4 | 5 | 5 | 2 | 5 | 0 | 0 | 0 | 0 | 0 | 51 | 94 | 9.00 | 1.800 |
| 43 Jesse Chavez, R<br>ERA: 2.53 | (6, 1) | 0.1 | | 5 | 2 | 1 | 1 | 0 | 2 | 0 | 0 | 0 | 0 | 0 | 7 | 22 | 27.00 | 12.000 |
| 17 Sean Burnett, L<br>ERA: 2.53 | (6, 1) | 0.2 | | 2 | 0 | 0 | 0 | 0 | 0 | 0 | 0 | 0 | 0 | 0 | 4 | 7 | 0.00 | 0.000 |
| 30 Tyler Yates, R<br>ERA: 6.75 | (7, 1) | 1.0 | | 3 | 0 | 0 | 0 | 1 | 0 | 0 | 0 | 0 | 0 | 0 | 9 | 16 | 0.00 | 0.000 |
| 47 Evan Meek, R<br>ERA: 2.7 | (8, 1) | 1.0 | | 6 | 1 | 2 | 2 | 0 | 2 | 0 | 0 | 0 | 0 | 0 | 10 | 20 | 18.00 | 3.000 |

| PITCHER | | IP | WLS | BF | H | R | ER | SO | BB | IBB | HBP | BLK | WP | HR | S | P | ERA | WHIP |
|---|---|---|---|---|---|---|---|---|---|---|---|---|---|---|---|---|---|---|
| 56 Donnie Veal, L<br>ERA: 4.5 | (9, 1) | 1.0 | | 5 | 0 | 0 | 0 | 1 | 1 | 0 | 1 | 0 | 1 | 0 | 9 | 17 | 0.00 | 1.000 |

# BOTTOM

## Milwaukee Brewers @ Pittsburgh Pirates

PNC Park, Pittsburgh, PA

Tue May 05 2009, 7:05 PM EDT

Att. 9,775 - Cloudy - 55 F

livebaseballscorecards.com

| Batter | 1 | 2 | 3 | 4 | 5 | 6 | 7 | 8 | 9 | AB | R | H | RBI | BB | SO | LOB |
|---|---|---|---|---|---|---|---|---|---|---|---|---|---|---|---|---|
| 3 Nyjer Morgan, L (1, 7)<br>OBP: 0.350, SLG: 0.345 | C<br>B FC 84<br>B FF 86<br>S<br>B<br>F FF 85<br>F<br>X<br>3-2 ① F9 | | X SI 87<br>0-0 12 BB 1B | C FF 88<br>F CU 73<br>X SI 87<br>0-2 ③ G4-3 | | | C FF 92<br>B FF 94<br>B FF 94<br>X FF 93<br>2-1 ① G6-3 | C SL 79<br>S SL 79<br>T SL 78<br>0-2 ③ K | | 5 | 0 | 1 | 0 | 0 | 1 | 3 |
| 12 Freddy Sanchez, R (1, 4)<br>OBP: 0.360, SLG: 0.561 | C SI 87<br>X FF 85<br>0-1 HR | | 1 SAFE<br>B FF 87<br>B FF 88<br>B FC 87<br>B FF 87<br>4-0 1-2 BB | | C FC 86<br>B CH 80<br>B FF 86<br>X FF 87<br>2-1 ① F7 | | B FF 94<br>X FF 93<br>1-0 ② F8 | | B<br>F FF 88<br>F<br>X<br>1-2 ① F9 | 4 | 1 | 1 | 1 | 1 | 0 | 0 |
| 13 Nate McLouth, L (1, 8)<br>OBP: 0.393, SLG: 0.447 | C FC 85<br>B FC 83<br>F FF 86<br>F CU 72<br>X FF 87<br>1-2 ② G4-3 | | B SI 88<br>F CH 79<br>C CU 72<br>B SI 87<br>X CH 80<br>2-2 ② F8 | | B CH 81<br>B CH 80<br>X CH 80<br>2-0 ② G3-1 | | B FF 93<br>B FF 93<br>B FF 92<br>B FF 92<br>4-0 BB | | B FF 90<br>B FF 89<br>C FF 88<br>F CH 83<br>F CU 77<br>S FF 90<br>2-3 ② K | 4 | 0 | 0 | 0 | 1 | 1 | 2 |
| 25 Adam LaRoche, L (1, 3)<br>OBP: 0.339, SLG: 0.490 | C FC 85<br>B CU 73<br>X FF 85<br>1-1 ③ G4-3 | | C FF 86<br>B CU 73<br>C FF 89<br>S CU 80<br>1-3 ③ K | | B FF 87<br>B FF 86<br>F FF 87<br>X FF 87<br>2-1 ③ F7 | | X<br>0-0 ③ F9 | | F FF 90<br>B FF 90<br>B FF 90<br>X CH 84<br>2-1 ③ G3-1 | 5 | 0 | 0 | 0 | 0 | 1 | 3 |
| 44 Brandon Moss, L (1, 9)<br>OBP: 0.269, SLG: 0.292 | | B FC 85<br>B FC 82<br>B FF 86<br>C FF 86<br>B FF 87<br>4-1 15 FC6-4 BB | | C CH 79<br>B FC 82<br>B FF 86<br>B FC 79<br>F SI 86<br>X CH 80<br>3-2 5 F9 15 BB 35 1B 1B | | C FF 86<br>B FC 85<br>S CH 78<br>B SI 86<br>F FF 87<br>F CU 72<br>F FC 88<br>F FC 82<br>S CH 81<br>2-3 ① K | | B<br>C FF 83<br>B SL 77<br>B FF 84<br>B FF 84<br>4-1 15 FC6-4 BB | | 2 | 1 | 1 | 0 | 2 | 1 | 0 |
| 15 Andy LaRoche, R (1, 5)<br>OBP: 0.322, SLG: 0.380 | | C SI 86<br>B SI 87<br>F FF 88<br>X FC 83<br>1-2 ① FC6-4<br>1-2f | | B FF 88<br>B FC 83<br>C SI 87<br>B FC 84<br>C FF 88<br>B FF 87<br>4-2 35 1B 5 F9<br>1-2 BB | | B FF 88<br>X FC 86<br>1-0 5 WP 5 SF8 1B | | B SI 84<br>C SI 84<br>B FF 84<br>X SI 84<br>2-1 ① FC6-4 5 BB 24 2B<br>1-2f | | 3 | 2 | 1 | 0 | 1 | 0 | 2 |
| 5 Ramón Vázquez, L (1, 6)<br>OBP: 0.356, SLG: 0.178 | | 1 SAFE<br>B FF 86<br>C FC 82<br>F FF 87<br>C SI 88<br>1-3 ② K | | X CH 80<br>0-0 ① F9<br>1-2<br>2-3 | | F SI 88<br>B SI 87<br>S FF 87<br>F FC 82<br>B SI 89<br>F FF 89<br>D CU 74<br>F SI 87<br>X SI 87<br>3-2 ② SF8<br>1-H | | C FF 84<br>B SL 79<br>C SI 85<br>D SL 78<br>F SL 77<br>B FF 86<br>F FF 85<br>F FF 84<br>B FF 84<br>4-2 24 2B<br>1-2 BB | | 2 | 1 | 0 | 1 | 1 | 1 | 3 |
| 35 Jason Jaramillo, S (1, 2)<br>OBP: 0.383, SLG: 0.476 | | C FC 86<br>1 SAFE<br>F FC 82<br>B FF 85<br>B SI 87<br>X CH 79<br>2-2 ③ G6-3 | | B FC 84<br>B FF 87<br>S FC 88<br>B SI 88<br>S CH 81<br>F SI 88<br>X CU 73<br>3-2 45 SH1-4<br>2-3<br>3-H 1B | | B FF 93<br>B FF 93<br>S FF 92<br>B FF 94<br>F FF 93<br>F FF 95<br>F FF 94<br>B FF 94<br>4-2 BB | | B FF 84<br>F SI 86<br>C SL 78<br>B FF 84<br>X SL 77<br>2-2 ② F9 | | 3 | 0 | 1 | 1 | 1 | 0 | 3 |
| 45 Ian Snell, R (1, 1)<br>OBP: 0.182, SLG: 0.182<br>43 Jesse Chavez, R (6, 1)<br>17 Sean Burnett, L (6, 1)<br>18 Craig Monroe, R (6, PH)<br>OBP: 0.313, SLG: 0.500<br>30 Tyler Yates, R (7, 1)<br>47 Evan Meek, R (8, 1)<br>24 Delwyn Young, S (8, PH)<br>OBP: 0.444, SLG: 0.778<br>56 Donnie Veal, L (9, 1) | | | C FC 84<br>B SI 86<br>X SI 86<br>1-1 ① G4-3 | X FC 82<br>0-0 ② SH1-4<br>1-2 | | B CU 81<br>C FF 92<br>C FF 93<br>F CU 81<br>S FF 95<br>1-3 ③ K | | X SI 84<br>0-0<br>1-H<br>2-H 2B | | 1<br>0<br>0<br>1<br>0<br>0<br>1<br>0<br>0 | 0<br>0<br>0<br>0<br>0<br>0<br>0<br>0<br>0 | 0<br>0<br>0<br>0<br>0<br>0<br>1<br>0<br>0 | 0<br>0<br>0<br>0<br>0<br>0<br>1<br>0<br>0 | 0<br>0<br>0<br>0<br>0<br>1<br>0<br>0<br>0 | 0<br>0<br>0<br>0<br>0<br>1<br>0<br>0<br>0 | 0<br>0<br>0<br>1<br>0<br>0<br>0<br>0<br>0 |

| Inning Stats | 1 | 2 | 3 | 4 | 5 | 6 | 7 | 8 | 9 |
|---|---|---|---|---|---|---|---|---|---|
| | R: 1<br>E: 0<br>K: 0<br>S: 13 | R: 0<br>E: 0<br>K: 1<br>S: 10 | R: 0<br>E: 0<br>K: 1<br>S: 9 | R: 1<br>E: 0<br>K: 0<br>S: 14 | R: 0<br>E: 0<br>K: 0<br>S: 5 | R: 1<br>E: 0<br>K: 2<br>S: 22 | R: 0<br>E: 0<br>K: 0<br>S: 4 | R: 2<br>E: 0<br>K: 1<br>S: 15 | R: 0<br>E: 0<br>K: 1<br>S: 9 |
| | H: 1<br>LOB: 0<br>BB: 0<br>P: 18 | H: 0<br>LOB: 1<br>BB: 1<br>P: 18 | H: 1<br>LOB: 2<br>BB: 1<br>P: 17 | H: 2<br>LOB: 2<br>BB: 1<br>P: 24 | H: 0<br>LOB: 0<br>BB: 0<br>P: 11 | H: 1<br>LOB: 1<br>BB: 1<br>P: 33 | H: 0<br>LOB: 1<br>BB: 1<br>P: 11 | H: 1<br>LOB: 1<br>BB: 2<br>P: 27 | H: 0<br>LOB: 0<br>BB: 0<br>P: 14 |

| | |
|---|---|
| 1B: 4 | SF: 1 |
| 2B: 1 | SAC: 1 |
| 3B: 0 | DP: 0 |
| HR: 1 | HBP: 0 |
| WP: 2 | PA: 40 |
| PB: 0 | |
| SB: 0 | |
| CS: 0 | |

| | AB | 31 |
|---|---|---|
| | R | 5 |
| | H | 6 |
| | RBI | 5 |
| | BB | 7 |
| | SO | 6 |
| | LOB | 17 |

| PITCHER | | IP | WLS | BF | H | R | ER | SO | BB | IBB | HBP | BLK | WP | HR | S | P | ERA | WHIP |
|---|---|---|---|---|---|---|---|---|---|---|---|---|---|---|---|---|---|---|
| 37 Jeff Suppan, R<br>ERA: 5.68 | (1, 1) | 5.2 | W | 25 | 5 | 3 | 3 | 3 | 3 | 0 | 0 | 0 | 1 | 1 | 65 | 108 | 4.76 | 1.412 |
| 73 Seth McClung, R<br>ERA: 3.21 | (6, 1) | 1.0 | H | 5 | 0 | 0 | 0 | 1 | 2 | 0 | 0 | 0 | 0 | 0 | 11 | 23 | 0.00 | 2.000 |
| 57 Mitch Stetter, L<br>ERA: 3.86 | (7, 1) | 1.1 | H | 7 | 1 | 2 | 2 | 1 | 2 | 0 | 0 | 0 | 0 | 0 | 16 | 28 | 13.50 | 2.250 |
| 12 Carlos Villanueva, R<br>ERA: 6.75 | (9, 1) | 1.0 | S | 3 | 0 | 0 | 0 | 1 | 0 | 0 | 0 | 0 | 0 | 0 | 9 | 14 | 0.00 | 0.000 |

| PITCHER | | IP | WLS | BF | H | R | ER | SO | BB | IBB | HBP | BLK | WP | HR | S | P | ERA | WHIP |
|---|---|---|---|---|---|---|---|---|---|---|---|---|---|---|---|---|---|---|

# Pittsburgh Pirates @ St. Louis Cardinals

Busch Stadium, St. Louis, MO

Wed May 06 2009, 7:15 PM CDT

Att. 36,188 - Partly Cloudy - 65 F

livebaseballscorecards.com

TOP

| Batter | 1 | 2 | 3 | 4 | 5 | 6 | 7 | 8 | 9 | AB | R | H | RBI | BB | SO | LOB |
|---|---|---|---|---|---|---|---|---|---|---|---|---|---|---|---|---|
| 3 Nyjer Morgan, L (1, 7)<br>OBP: 0.359, SLG: 0.351 | C SI 91<br>B SI 93<br>S SI 94<br>B SI 96<br>S SI 93<br>2-3 ① **K** | B SI 94<br>C SI 94<br>B SL 82<br>X SI 94<br>2-1 ③ **1B**<br>1-2<br>2-H<br>3-H | | | B SI 90<br>B<br>B SI 91<br>C FF 90<br>B FF 89<br>4-1<br>13 S<br>13 2B<br>**BB** | B SL 90<br>X SI 92<br>1-0<br>12 G5-4-3<br>1-2<br>2-3<br>**1B** | | | C CU 77<br>X FF 91<br>0-1 ② **G4-3** | 4 | 1 | 2 | 1 | 1 | 1 | 0 |
| 12 Freddy Sanchez, R (1, 4)<br>OBP: 0.353, SLG: 0.554 | B SI 92<br>F FF 92<br>B SL 79<br>B SI 93<br>F SI 93<br>X SI 94<br>3-2 **2B** | C FF 90<br>B SL 79<br>X SL 79<br>1-1 ① **G6-3** | | | 1 SAFE<br>B FF 90<br>B SI 93<br>X FF 92<br>2-0 ① **F8** | X FF 90<br>0-0 ②③ **G5-4-3**<br>1-2f | | | B FF 92<br>C FF 91<br>F FC 90<br>B FF 88<br>F FF 91<br>F SI 94<br>B CU 79<br>X FF 91<br>3-2 ③ **F9** | 5 | 0 | 1 | 0 | 0 | 0 | 4 |
| 13 Nate McLouth, L (1, 8)<br>OBP: 0.387, SLG: 0.450 | B SI 93<br>C SI 93<br>C SL 80<br>B SI 94<br>X CH 81<br>2-2 ② **F9** | B SI 93<br>B SI 93<br>C SI 92<br>F CH 80<br>F FF 93<br>X SI 94<br>2-2 ② **G3** | | | 1 SAFE<br>B SI 93<br>B SI 93<br>X SI 92<br>2-0 25 F8<br>1-H<br>**2B** | | C CH 80<br>B SI 90<br>B SI 89<br>X SI 89<br>2-1 ① **P4** | | | 4 | 0 | 1 | 1 | 0 | 0 | 1 |
| 25 Adam LaRoche, L (1, 3)<br>OBP: 0.327, SLG: 0.470 | C SL 79<br>C SL 79<br>S SL 83<br>0-3 ③ **K** | C SI 92<br>F SI 92<br>S FF 94<br>0-3 ③ **K** | | | B FF 88<br>X FF 88<br>1-0 ② **F8**<br>2-3 | | C SI 91<br>S CH 84<br>S SL 82<br>0-3 ② **K** | | | 4 | 0 | 0 | 0 | 0 | 3 | 2 |
| 24 Delwyn Young, S (1, 9)<br>OBP: 0.538, SLG: 0.727 | | B CH 88<br>X SI 90<br>1-0 5 G6-4-3<br>3 1B<br>15 BB<br>**1B** | | C SI 90<br>B FF 91<br>B CH 82<br>B CH 79<br>F SI 93<br>B SI 93<br>4-2 5 F8<br>15 1B<br>**BB** | B SL 79<br>S SL 77<br>C SL 78<br>B SL 78<br>B FF 89<br>B SL 77<br>4-2 **BB** | | B SI 91<br>X SI 90<br>1-0 ③ **F9** | | | 2 | 1 | 1 | 0 | 2 | 0 | 0 |
| 15 Andy LaRoche, R (1, 5)<br>OBP: 0.330, SLG: 0.378 | | B SI 90<br>D SI 92<br>S SI 94<br>1 SAFE<br>B SI 94<br>B SI 93<br>4-1 5 G6-4-3<br>1-2<br>**BB** | | 1 SAFE<br>X SI 90<br>0-0 35 G2-3<br>1-2<br>**1B** | B SL 90<br>B SL 89<br>C SL 90<br>C SL 89<br>X SL 90<br>2-2 ③ **G1-3** | | | X FF 96<br>0-0 ① **G6-3** | | 3 | 0 | 1 | 0 | 1 | 0 | 2 |
| 5 Ramón Vázquez, L (1, 6)<br>OBP: 0.333, SLG: 0.163 | | B SL 78<br>T SI 92<br>B SI 93<br>F SL 77<br>X SI 94<br>2-2 ①② **G6-4-3**<br>1-2f<br>2-3 | | B SI 91<br>B SI 94<br>X SI 92<br>2-0 ① **F8**<br>2-3 | | C SI 92<br>F SL 89<br>B SL 89<br>F CU 76<br>F CU 77<br>B SI 92<br>F FF 93<br>B FF 91<br>S SI 93<br>3-3 ① **K** | | B FF 96<br>X FF 96<br>1-0 ② **F9** | | 4 | 0 | 0 | 0 | 0 | 1 | 4 |
| 35 Jason Jaramillo, S (1, 2)<br>OBP: 0.392, SLG: 0.455 | | B SL 78<br>S SL 79<br>B SI 94<br>B SL 78<br>B SI 94<br>4-1 57 BB<br>3 1B<br>**BB** | | S SI 93<br>C SI 93<br>X SL 83<br>0-2 ② **G2-3**<br>1-2 | | C SI 93<br>C CU 76<br>B CU 80<br>B CU 76<br>B SI 92<br>F SI 91<br>B SI 92<br>4-2 3 1B<br>57 E<br>**BB** | | C FF 97<br>B FC 90<br>F SI 90<br>X CU 78<br>1-2 ③ **G4-3** | | 2 | 0 | 0 | 0 | 2 | 0 | 2 |
| 57 Zach Duke, L (1, 1)<br>17 Sean Burnett, L (6, 1)<br>43 Jesse Chavez, R (8, 1)<br>44 Brandon Moss, L (9, PH)<br>OBP: 0.266, SLG: 0.288 | | B SL 77<br>B SI 93<br>D FF 93<br>B SI 94<br>4-0 3 1B<br>1-2<br>**BB** | | S SI 94<br>B SI 94<br>B SI 94<br>F FF 93<br>C SI 94<br>2-3 ③ **K** | | B<br>1 SAFE<br>X SI 92<br>1-0 E6<br>3 1B<br>1-2 | | | C CU 77<br>X FF 91<br>0-1 ① **G3** | 2<br>0<br>0<br>1 | 0<br>0<br>0<br>0 | 0<br>0<br>0<br>0 | 0<br>0<br>0<br>0 | 1<br>0<br>0<br>0 | 1<br>0<br>0<br>0 | 3<br>0<br>0<br>0 |

| Inning Stats | 1 | 2 | 3 | 4 | 5 | 6 | 7 | 8 | 9 |
|---|---|---|---|---|---|---|---|---|---|
| | R: 0<br>E: 0<br>K: 2<br>S: 12 | H: 1<br>LOB: 1<br>BB: 0<br>P: 19 | R: 1<br>E: 0<br>K: 0<br>S: 8 | H: 2<br>LOB: 2<br>BB: 3<br>P: 25 | R: 0<br>E: 0<br>K: 1<br>S: 9 | H: 0<br>LOB: 0<br>BB: 0<br>P: 12 | R: 0<br>E: 0<br>K: 1<br>S: 10 | H: 1<br>LOB: 2<br>BB: 1<br>P: 18 | R: 1<br>E: 0<br>K: 0<br>S: 9 | H: 1<br>LOB: 2<br>BB: 2<br>P: 24 | R: 0<br>E: 1<br>K: 1<br>S: 12 | H: 1<br>LOB: 2<br>BB: 1<br>P: 21 | R: 0<br>E: 0<br>K: 1<br>S: 6 | H: 0<br>LOB: 0<br>BB: 0<br>P: 9 | R: 0<br>E: 0<br>K: 0<br>S: 5 | H: 0<br>LOB: 0<br>BB: 0<br>P: 7 | R: 0<br>E: 0<br>K: 0<br>S: 9 | H: 0<br>LOB: 0<br>BB: 0<br>P: 12 |

| | |
|---|---|
| AB | 31 |
| R | 2 |
| H | 6 |
| RBI | 2 |
| BB | 7 |
| SO | 6 |
| LOB | 18 |

| | | |

# Pittsburgh Pirates @ St. Louis Cardinals

Busch Stadium, St. Louis, MO

Wed May 06 2009, 7:15 PM CDT

Att. 36,188 - Partly Cloudy - 65 F

livebaseballscorecards.com

## BOTTOM

| Batter | 1 | 2 | 3 | 4 | 5 | 6 | 7 | 8 | 9 | AB | R | H | RBI | BB | SO | LOB |
|---|---|---|---|---|---|---|---|---|---|---|---|---|---|---|---|---|
| 23 Brian Barden, R (1, 5)<br>OBP: 0.352, SLG: 0.510 | F SI 88<br>X CH 83<br>0-1 ① L8 | | B SI 90<br>B FF 89<br>X FF 88<br>2-0 ② G4-3 | | B FF 88<br>C FF 88<br>S CU 74<br>B FF 88<br>B CU 74<br>X CU 74<br>3-2 ② G6-3 | | | F FF 90<br>B SL 77<br>B SI 90<br>S SI 89<br>X FF 90<br>2-2 ① G4-3 | | 4 | 0 | 0 | 0 | 0 | 0 | 0 |
| 22 Joe Thurston, L (1, 4)<br>OBP: 0.349, SLG: 0.453 | C FF 89<br>C CU 76<br>F CU 75<br>B SL 86<br>X FF 90<br>1-2 ② P5 | | B SL 84<br>F SI 88<br>B SI 90<br>X SI 89<br>2-1 ③ G1-3 | | F SI 88<br>C CU 74<br>T CU 73<br>0-2 ③ K | | | S SL 79<br>X SL 79<br>0-1 ② G3-1 | | 4 | 0 | 0 | 0 | 0 | 1 | 0 |
| 5 Albert Pujols, R (1, 3)<br>OBP: 0.467, SLG: 0.747 | B SI 90<br>X SI 90<br>1-0 HR | | | B CU 73<br>X FF 88<br>1-0 4 L8 47 BB 16 3B 1B | | B SI 88<br>C CU 73<br>X SI 89<br>1-1 4 CS 47 1B 1B | | X CH 86<br>0-0 1B | | 4 | 2 | 4 | 1 | 0 | 0 | 0 |
| 47 Ryan Ludwick, R (1, 9)<br>OBP: 0.340, SLG: 0.565 | B CH 82<br>B FF 89<br>B CH 83<br>C SI 89<br>X FF 88<br>3-1 ③ L5 | | | 1 SAFE<br>B CU 75<br>F FF 89<br>B CU 75<br>B SI 90<br>B FF 89<br>4-1 16 3B<br>1-2 BB | | 1 SAFE<br>B CU 72<br>C FF 87<br>X SI 88<br>1-1 4 CS<br>1-2 1B | | 1 SAFE<br>B SI 95<br>F FF 94<br>T FF 93<br>F FF 94<br>B FC 88<br>F CH 86<br>F FF 94<br>S FF 94<br>2-3 ③ K | | 3 | 1 | 1 | 0 | 1 | 1 | 1 |
| 4 Yadier Molina, R (1, 2)<br>OBP: 0.386, SLG: 0.483 | | B SI 88<br>F CH 82<br>S CU 76<br>X FF 89<br>1-2 ① G6-3 | | X SI 89<br>0-0 ① L8<br>2-3 | | B CU 74<br>B FF 86<br>1 SAFE<br>S CH 82<br>B CU 74<br>B FF 88<br>4-1 ① 16 L3<br>1-2<br>2-3 BB | | | | 2 | 0 | 0 | 0 | 1 | 0 | 2 |
| 16 Chris Duncan, L (1, 7)<br>OBP: 0.385, SLG: 0.523<br>55 Skip Schumaker, L (8, 7)<br>OBP: 0.330, SLG: 0.322 | | B FF 90<br>F FF 90<br>B SL 84<br>X SL 86<br>2-1 ② G4-3 | | B SL 85<br>S SL 85<br>B FF 90<br>F SL 85<br>B CU 75<br>X SL 85<br>3-2 3 SF8<br>1-H<br>3-H 3B | | B SL 78<br>B SL 77<br>C SL 77<br>X SL 76<br>2-1 ②③ L3<br>1-1 | | | | 3<br>0 | 1<br>0 | 1<br>0 | 2<br>0 | 0<br>0 | 0<br>0 | 2<br>0 |
| 3 Khalil Greene, R (1, 6)<br>OBP: 0.317, SLG: 0.348 | | C SI 89<br>C SI 90<br>X FF 90<br>0-2 2B | | C CU 75<br>X FF 88<br>0-1 ② SF8<br>3-H | | | C SI 89<br>B SL 77<br>B SI 90<br>C SI 89<br>C SI 90<br>2-3 ① K | | | 2 | 0 | 1 | 1 | 0 | 1 | 0 |
| 41 Mitchell Boggs, R (1, 1)<br>43 Trever Miller, R (5, 1)<br>46 Kyle McClellan, R (5, 1)<br>36 Dennys Reyes, R (7, 1)<br>50 Adam Wainwright, R (7, PH)<br>OBP: 0.214, SLG: 0.286<br>30 Jason Motte, R (8, 1)<br>31 Ryan Franklin, R (9, 1) | | X SI 89<br>0-0 ③ G1-3 | | F SI 89<br>X CU 74<br>0-1 ③ G4-3 | | | S SI 90<br>B SI 89<br>S SI 89<br>B FF 90<br>X FF 91<br>2-2 ② F8 | | | 2<br>0<br>0<br>0<br>1<br>0<br>0<br>0 | 0<br>0<br>0<br>0<br>0<br>0<br>0<br>0 | 0<br>0<br>0<br>0<br>0<br>0<br>0<br>0 | 0<br>0<br>0<br>0<br>0<br>0<br>0<br>0 | 0<br>0<br>0<br>0<br>0<br>0<br>0<br>0 | 0<br>0<br>0<br>0<br>0<br>0<br>0<br>0 | 1<br>0<br>0<br>0<br>0<br>0<br>0<br>0 |
| 28 Colby Rasmus, L (1, 8)<br>OBP: 0.354, SLG: 0.357 | | | F FF 88<br>B CU 75<br>S FF 89<br>F CU 74<br>S CU 74<br>1-3 ① K | | X FF 87<br>0-0 ① F8 | | B FF 90<br>C FF 90<br>F SL 78<br>B SL 78<br>B SL 78<br>F SI 91<br>X SL 78<br>3-2 ③ F9 | | | 3 | 0 | 0 | 0 | 0 | 1 | 0 |
| Inning Stats | R: 1<br>E: 0<br>K: 0<br>S: 9<br>H: 1<br>LOB: 0<br>BB: 0<br>P: 14 | R: 0<br>E: 0<br>K: 0<br>S: 9<br>H: 1<br>LOB: 1<br>BB: 0<br>P: 12 | R: 0<br>E: 0<br>K: 1<br>S: 7<br>H: 0<br>LOB: 0<br>BB: 0<br>P: 12 | R: 3<br>E: 0<br>K: 0<br>S: 10<br>H: 2<br>LOB: 0<br>BB: 1<br>P: 18 | R: 0<br>E: 0<br>K: 1<br>S: 7<br>H: 0<br>LOB: 0<br>BB: 0<br>P: 10 | R: 0<br>E: 0<br>K: 0<br>S: 7<br>H: 2<br>LOB: 1<br>BB: 1<br>P: 15 | R: 0<br>E: 0<br>K: 1<br>S: 10<br>H: 0<br>LOB: 0<br>BB: 0<br>P: 17 | R: 0<br>E: 0<br>K: 1<br>S: 12<br>H: 1<br>LOB: 1<br>BB: 0<br>P: 16 | | 1B: 4<br>2B: 2<br>3B: 1<br>HR: 1<br>SF: 1<br>SAC: 0<br>DP: 1<br>HBP: 0 | | | | WP: 0<br>PB: 0<br>SB: 0<br>CS: 2<br>PA: 31 | | |

| PITCHER | | IP | WLS | BF | H | R | ER | SO | BB | IBB | HBP | BLK | WP | HR | S | P | ERA | WHIP |
|---|---|---|---|---|---|---|---|---|---|---|---|---|---|---|---|---|---|---|
| 57 Zach Duke, L<br>ERA: 2.79 | (1, 1) | 5.1 | L | 23 | 6 | 4 | 4 | 2 | 2 | 0 | 0 | 0 | 0 | 1 | 47 | 77 | 6.75 | 1.500 |
| 17 Sean Burnett, L<br>ERA: 2.08 | (6, 1) | 2.1 | | 6 | 0 | 0 | 0 | 1 | 0 | 0 | 0 | 0 | 0 | 0 | 17 | 28 | 0.00 | 0.000 |
| 43 Jesse Chavez, R<br>ERA: 2.45 | (8, 1) | 0.1 | | 2 | 1 | 0 | 0 | 1 | 0 | 0 | 0 | 0 | 0 | 0 | 7 | 9 | 0.00 | 3.000 |

| PITCHER | IP | WLS | BF | H | R | ER | SO | BB | IBB | HBP | BLK | WP | HR | S | P | ERA | WHIP |
|---|---|---|---|---|---|---|---|---|---|---|---|---|---|---|---|---|---|

| Batter | 1 | 2 | 3 | 4 | 5 | 6 | 7 | 8 | 9 | AB | R | H | RBI | BB | SO | LOB |
|---|---|---|---|---|---|---|---|---|---|---|---|---|---|---|---|---|
| 13 Nate McLouth, L (1, 8)<br>OBP: 0.392, SLG: 0.458 | B SI 90<br>F<br>B FF 93<br>B<br>B SI 93<br>4-1<br>24<br>G1-6-3<br>BB | | F CU 76<br>F CU 77<br>X FF 92<br>0-2 ②<br>F9 | | B CH 83<br>X CH 84<br>1-0<br>1-3<br>2-H<br>2B | | | C FF 88<br>C SL 75<br>F FF 89<br>B SL 78<br>S FF 88<br>1-3 ①<br>K | | 3 | 0 | 1 | 1 | 1 | 1 | 1 |
| 24 Delwyn Young, S (1, 4)<br>OBP: 0.412, SLG: 0.533 | C FF 92<br>1 SAFE<br>X CH 83<br>0-1 ① ②<br>G1-6-3<br>1-2f | | X CU 77<br>0-0 ③<br>P3 | | C CU 78<br>F SI 93<br>B CH 83<br>B CH 84<br>X SL 80<br>2-2 ③<br>F8 | | | C FF 89<br>X FF 89<br>0-1 ②<br>F8 | | 4 | 0 | 0 | 0 | 0 | 0 | 4 |
| 18 Craig Monroe, R (1, 7)<br>OBP: 0.278, SLG: 0.441 | C SI 94<br>B SL 84<br>X FF 94<br>1-1 ③<br>G3-1 | | | B FF 92<br>F CH 82<br>C FF 92<br>X SL 84<br>1-2 ①<br>F8 | | S CU 78<br>F SL 81<br>X FF 92<br>1-2 ①<br>L7 | | C CU 73<br>B SI 93<br>C CU 74<br>B CU 76<br>B SI 93<br>S CU 74<br>3-3 ③<br>K | | 4 | 0 | 0 | 0 | 0 | 1 | 0 |
| 16 Eric Hinske, L (1, 3)<br>OBP: 0.315, SLG: 0.333 | | B SI 91<br>F CH 82<br>B SI 92<br>B FF 91<br>X FF 91<br>3-1 ①<br>F7 | | C CU 77<br>B FF 89<br>X CH 82<br>1-1 ②<br>F8 | | X SI 94<br>0-0 ②<br>G3 | | | B CU 75<br>C CU 76<br>F FF 89<br>B FS 84<br>X FF 93<br>2-2 ①<br>G4-3 | 4 | 0 | 0 | 0 | 0 | 0 | 0 |
| 44 Brandon Moss, L (1, 9)<br>OBP: 0.253, SLG: 0.273 | | C SI 92<br>B CH 83<br>C SI 92<br>X SI 92<br>1-2 ②<br>P5 | | F SI 92<br>B SI 93<br>F SL 80<br>X SI 92<br>1-2 ③<br>G3 | | B CU 79<br>C SI 92<br>S SI 92<br>X CU 78<br>1-2 ③<br>P5 | | | C CU 77<br>F FS 84<br>S FS 84<br>0-3 ②<br>K | 4 | 0 | 0 | 0 | 0 | 1 | 0 |
| 15 Andy LaRoche, R (1, 5)<br>OBP: 0.337, SLG: 0.369 | | B SI 93<br>B SL 83<br>B FF 93<br>B SI 91<br>4-0<br>BB | | | B FF 92<br>B FF 92<br>C FF 92<br>B FF 92<br>B FF 92<br>4-1<br>23<br>1B<br>13<br>2B<br>BB | | C FF 91<br>B SL 80<br>B SL 80<br>C FF 91<br>B FF 91<br>X FF 92<br>3-2 ①<br>F8 | | X FF 90<br>0-0 ③<br>G6-3 | 2 | 1 | 0 | 0 | 2 | 0 | 0 |
| 23 Robinzon Diaz, R (1, 2)<br>OBP: 0.385, SLG: 0.692 | | C FF 92<br>D SL 84<br>F FF 92<br>D CH 82<br>B SI 93<br>X SI 92<br>3-2 ③<br>F9 | | | 1 SAFE<br>X FF 92<br>0-0<br>13<br>2B<br>1-2<br>1B | | B CU 78<br>B CH 82<br>X SI 91<br>2-0<br>HR | | | 3 | 1 | 2 | 1 | 0 | 0 | 1 |
| 10 Brian Bixler, R (1, 6)<br>OBP: 0.211, SLG: 0.278 | | | C SI 91<br>F SL 83<br>B SL 84<br>C FF 92<br>1-3 ①<br>K | | S SL 84<br>B SL 84<br>S FF 92<br>S SL 84<br>1-3 ①<br>K | | B SI 92<br>S FF 92<br>S SL 80<br>S CU 79<br>1-3 ②<br>K | | | 3 | 0 | 0 | 0 | 0 | 3 | 2 |
| 49 Ross Ohlendorf, R (1, 1)<br>OBP: 0.077, SLG: 0.077<br>5 Ramón Vázquez, L (7, PH)<br>OBP: 0.328, SLG: 0.160<br>47 Evan Meek, R (7, 1) | | | C SI 90<br>B FF 92<br>F FF 91<br>B SL 85<br>X FF 91<br>2-2<br>1B | | X<br>0-0 ②<br>F8 | | C CU 77<br>B CU 75<br>F SI 92<br>S CU 80<br>1-3 ③<br>K | | | 2<br>1<br>0 | 0<br>0<br>0 | 1<br>0<br>0 | 0<br>0<br>0 | 0<br>1<br>0 | 0<br>0<br>0 | 2<br>0<br>0 |
| Inning Stats | R: 0<br>E: 0<br>K: 0<br>S: 5<br>H: 0<br>LOB: 0<br>BB: 1<br>P: 10 | R: 0<br>E: 0<br>K: 0<br>S: 8<br>H: 0<br>LOB: 1<br>BB: 1<br>P: 19 | R: 0<br>E: 0<br>K: 1<br>S: 10<br>H: 1<br>LOB: 1<br>BB: 0<br>P: 13 | R: 0<br>E: 0<br>K: 0<br>S: 8<br>H: 0<br>LOB: 0<br>BB: 0<br>P: 11 | R: 1<br>E: 0<br>K: 1<br>S: 10<br>H: 2<br>LOB: 2<br>BB: 1<br>P: 18 | R: 0<br>E: 0<br>K: 0<br>S: 7<br>H: 0<br>LOB: 0<br>BB: 0<br>P: 9 | R: 1<br>E: 0<br>K: 2<br>S: 10<br>H: 1<br>LOB: 0<br>BB: 0<br>P: 17 | R: 0<br>E: 0<br>K: 2<br>S: 9<br>H: 0<br>LOB: 0<br>BB: 0<br>P: 13 | R: 0<br>E: 0<br>K: 1<br>S: 7<br>H: 0<br>LOB: 0<br>BB: 0<br>P: 9 | 1B: 2<br>2B: 1<br>3B: 0<br>HR: 1 | SF: 0<br>SAC: 0<br>DP: 1<br>HBP: 0 | | WP: 0<br>PB: 0<br>SB: 0<br>CS: 0 | PA: 33 | | | |

# Pittsburgh Pirates @ St. Louis Cardinals

Busch Stadium, St. Louis, MO

Thu May 07 2009, 12:40 PM CDT

Att. 41,928 - Cloudy - 73 F

TOP

livebaseballscorecards.com

| | |
|---|---|
| AB | 30 |
| R | 2 |
| H | 4 |
| RBI | 2 |
| BB | 3 |
| SO | 7 |
| LOB | 10 |

| PITCHER | | IP | WLS | BF | H | R | ER | SO | BB | IBB | HBP | BLK | WP | HR | S | P | ERA | WHIP |
|---|---|---|---|---|---|---|---|---|---|---|---|---|---|---|---|---|---|---|
| 37 Todd Wellemeyer, R<br>ERA: 4.75 | (1, 1) | 7.0 | W | 27 | 4 | 2 | 2 | 4 | 3 | 0 | 0 | 0 | 0 | 1 | 58 | 97 | 2.57 | 1.000 |
| 43 Trever Miller, L<br>ERA: 4.32 | (8, 1) | 0.2 | H | 2 | 0 | 0 | 0 | 1 | 0 | 0 | 0 | 0 | 0 | 0 | 6 | 7 | 0.00 | 0.000 |
| 54 Blaine Boyer, R<br>ERA: 11.37 | (8, 1) | 0.1 | H | 1 | 0 | 0 | 0 | 1 | 0 | 0 | 0 | 0 | 0 | 0 | 3 | 6 | 0.00 | 0.000 |
| 31 Ryan Franklin, R<br>ERA: | (9, 1) | 1.0 | S | 3 | 0 | 0 | 0 | 1 | 0 | 0 | 0 | 0 | 0 | 0 | 7 | 9 | 0.00 | 0.000 |

| PITCHER | | IP | WLS | BF | H | R | ER | SO | BB | IBB | HBP | BLK | WP | HR | S | P | ERA | WHIP |
|---|---|---|---|---|---|---|---|---|---|---|---|---|---|---|---|---|---|---|

# Pittsburgh Pirates @ St. Louis Cardinals

Busch Stadium, St. Louis, MO

Thu May 07 2009, 12:40 PM CDT

Att. 41,928 - Cloudy - 73 F

livebaseballscorecards.com

BOTTOM

| Batter | 1 | 2 | 3 | 4 | 5 | 6 | 7 | 8 | 9 | AB | R | H | RBI | BB | SO | LOB |
|---|---|---|---|---|---|---|---|---|---|---|---|---|---|---|---|---|
| 55 Skip Schumaker, L (1, 4) (9, 7) OBP: 0.356, SLG: 0.367 | X SI 89<br>0-0<br>5 SF8 3B | | C CH 83<br>F FF 92<br>X SI 93<br>0-2<br>1B | | C CH 83<br>B CH 82<br>X FF 93<br>1-1<br>5 HBP 28 1B 47 HBP 1B | B SI 90<br>B CH 82<br>B SI 91<br>B SI 90<br>4-0<br>28 CS BB | | | | 3 | 2 | 3 | 0 | 1 | 0 | 0 |
| 28 Colby Rasmus, L (1, 8) OBP: 0.349, SLG: 0.351 | B SI 91<br>X SI 90<br>1-0 ①<br>F8 | | 1 SAFE<br>X SI 92<br>0-0 ②<br>F7 | | X CH 83<br>0-0<br>47 HBP 5 HBP 16 SF7<br>1-2 1B | B CH 84<br>F SI 90<br>1-1 ③<br>CS<br>1-2 | B SI 88<br>B CU 76<br>C FF 90<br>C FF 91<br>B SI 93<br>S FF 91<br>3-3 ①<br>K | | | 4 | 1 | 1 | 0 | 0 | 1 | 2 |
| 5 Albert Pujols, R (1, 3) OBP: 0.460, SLG: 0.733 | B SI 93<br>X SI 92<br>1-0 ②<br>SF8<br>3-H | | X FF 94<br>0-0 ③<br>F8 | | H SI 93<br>1-0<br>47 HBP 3 1B HBP<br>1-2 2-3 | | B SI 96<br>C CU 81<br>X CH 83<br>1-1 ②<br>G6-3 | | | 2 | 1 | 0 | 1 | 0 | 0 | 1 |
| 47 Ryan Ludwick, R (1, 9) OBP: 0.337, SLG: 0.547 | B SI 92<br>X FF 92<br>1-0 ③<br>G6-3 | | | S SL 79<br>B SL 80<br>F SI 92<br>B SL 82<br>F SL 82<br>F SI 92<br>C SI 93<br>2-3 ①<br>K | D SL 80<br>B SL 81<br>C FF 92<br>F SI 93<br>B SI 94<br>H SI 93<br>4-2<br>3 1B HBP<br>1-2 2-3 3-H | | B SI 95<br>C FF 94<br>F CU 81<br>X CU 83<br>1-2 ③<br>F9 | | | 3 | 0 | 0 | 1 | 0 | 1 | 0 |
| 16 Chris Duncan, L (1, 7) OBP: 0.370, SLG: 0.505<br>23 Brian Barden, R (9, 5) OBP: 0.352, SLG: 0.510 | | B FF 89<br>C FF 91<br>B FF 91<br>F SI 90<br>B FF 93<br>F SI 92<br>X SI 92<br>3-2 ①<br>F8 | | S CH 83<br>S CH 84<br>S CH 84<br>0-3 ②<br>K | C CH 82<br>B FF 93<br>X CH 81<br>1-1 ②<br>SF7<br>3-H | | | S SI 92<br>C CH 82<br>B CH 84<br>F SI 95<br>F CH 85<br>B SI 94<br>B FF 93<br>F SI 93<br>S SI 92<br>3-3 ①<br>K | | 3<br>0 | 0<br>0 | 0<br>0 | 1<br>0 | 0<br>0 | 2<br>0 | 0<br>0 |
| 3 Khalil Greene, R (1, 6) OBP: 0.326, SLG: 0.347 | | F SI 91<br>B FF 93<br>F SI 92<br>X SL 82<br>1-2 ②<br>G6-3 | | B SL 81<br>X SI 92<br>1-0<br>E5 | B SI 90<br>X SI 90<br>1-0<br>1-3 2-H 1B | | | B CU 80<br>B SI 94<br>B SI 92<br>C SI 92<br>B FF 89<br>4-1<br>22 FC4-6 BB | | 3 | 0 | 1 | 1 | 1 | 0 | 0 |
| 22 Joe Thurston, L (1, 5) (9, 4) OBP: 0.345, SLG: 0.443 | | X FF 92<br>0-0<br>1B | | S CH 82<br>B CH 83<br>F FF 94<br>B CH 84<br>X CH 84<br>2-2 ③<br>G4-3 | X CH 83<br>0-0 ③<br>P4 | | | 1 SAFE<br>1 SAFE<br>C SI 91<br>X SI 92<br>0-1 ②<br>FC4-6 21 2B<br>1-2f | | 4 | 0 | 1 | 0 | 0 | 0 | 4 |
| 21 Jason LaRue, R (1, 2) OBP: 0.500, SLG: 0.688 | | 1 SAFE<br>X SI 92<br>0-0 ③<br>G5-3 | | | X FF 90<br>0-0<br>HR | C SL 79<br>S SL 80<br>B SL 79<br>B FF 91<br>B SL 79<br>C FF 90<br>3-3 ①<br>K | | B CU 80<br>1 SAFE<br>F SI 92<br>1 SAFE<br>X CU 79<br>1-1<br>1-3 2B | | 4 | 1 | 2 | 1 | 0 | 1 | 1 |
| 37 Todd Wellemeyer, R (1, 1) OBP: 0.182, SLG: 0.182<br>43 Trever Miller, R (8, 1)<br>54 Blaine Boyer, R (8, 1)<br>33 Shane Robinson, R (8, PH)<br>31 Ryan Franklin, R (9, 1) | | | B SI 88<br>B SI 88<br>B FF 89<br>C FF 88<br>X FF 86<br>3-1 ①<br>F7 | | C SI 89<br>F SI 89<br>B SL 80<br>S SL 81<br>1-3 ①<br>K2-3 | F FF 89<br>S SL 79<br>S SL 78<br>0-3 ②<br>K | | C CU 75<br>S CU 79<br>B FF 94<br>D CU 81<br>B CU 78<br>X FF 89<br>3-2 ③<br>G6-3 | | 3<br>0<br>0<br>1<br>0 | 0<br>0<br>0<br>0<br>0 | 0<br>0<br>0<br>0<br>0 | 0<br>0<br>0<br>0<br>0 | 2<br>0<br>0<br>2<br>0 | 0<br>0<br>0<br>0<br>0 | 0<br>0<br>0<br>2<br>0 |
| Inning Stats | R: 1 H: 1<br>E: 0 LOB: 0<br>K: 0 BB: 0<br>S: 4 P: 7 | R: 0 H: 1<br>E: 0 LOB: 1<br>K: 0 BB: 0<br>S: 9 P: 13 | R: 0 H: 1<br>E: 0 LOB: 1<br>K: 0 BB: 0<br>S: 7 P: 10 | R: 0 H: 0<br>E: 1 LOB: 1<br>K: 2 BB: 0<br>S: 12 P: 17 | R: 4 H: 4<br>E: 0 LOB: 2<br>K: 1 BB: 0<br>S: 13 P: 22 | R: 0 H: 0<br>E: 0 LOB: 0<br>K: 2 BB: 1<br>S: 7 P: 15 | R: 0 H: 0<br>E: 0 LOB: 0<br>K: 1 BB: 0<br>S: 8 P: 13 | R: 0 H: 1<br>E: 0 LOB: 2<br>K: 1 BB: 1<br>S: 14 P: 25 | | 1B: 5 SF: 2<br>2B: 1 SAC: 0<br>3B: 1 DP: 0<br>HR: 1 HBP: 2 | | | | | WP: 0 PA: 37<br>PB: 0<br>SB: 0<br>CS: 1 | |

| | AB | 30 |
|---|---|---|
| | R | 5 |
| | H | 8 |
| | RBI | 5 |
| | BB | 2 |
| | SO | 7 |
| | LOB | 10 |

| PITCHER | IP | WLS | BF | H | R | ER | SO | BB | IBB | HBP | BLK | WP | HR | S | P | ERA | WHIP |
|---|---|---|---|---|---|---|---|---|---|---|---|---|---|---|---|---|---|
| 49 Ross Ohlendorf, R (1, 1) ERA: 4.14 | 6.0 | L | 28 | 7 | 5 | 5 | 5 | 1 | 0 | 2 | 0 | 0 | 1 | 52 | 84 | 7.50 | 1.333 |
| 47 Evan Meek, R (7, 1) ERA: 2.08 | 2.0 | | 8 | 1 | 0 | 0 | 2 | 1 | 0 | 0 | 0 | 0 | 0 | 22 | 38 | 0.00 | 1.000 |

| PITCHER | IP | WLS | BF | H | R | ER | SO | BB | IBB | HBP | BLK | WP | HR | S | P | ERA | WHIP |
|---|---|---|---|---|---|---|---|---|---|---|---|---|---|---|---|---|---|

# Pittsburgh Pirates @ New York Mets

Citi Field, Flushing, NY

Fri May 08 2009, 7:10 PM EDT

Att. 38,496 - Overcast - 68 F

TOP

livebaseballscorecards.com

| Batter | 1 | 2 | 3 | 4 | 5 | 6 | 7 | 8 | 9 | AB | R | H | RBI | BB | SO | LOB |
|---|---|---|---|---|---|---|---|---|---|---|---|---|---|---|---|---|
| 3 Nyjer Morgan, L (1, 7)<br>OBP: 0.376, SLG: 0.359 | C FF 89<br>B FF 93<br>B FF 91<br>F FF 91<br>B FF 92<br>F FF 91<br>F FF 91<br>X FF 91<br>3-2<br>13<br>CS<br>1B | | B FF 89<br>F FF 88<br>B FF 90<br>C CU 71<br>F FF 90<br>F CU 74<br>F FF 90<br>B CH 82<br>3-2<br>X FF 91<br>12<br>G6-3<br>13<br>2B<br>2-H<br>1B | | F SI 89<br>X SI 90<br>0-1<br>②<br>FC4<br>12<br>S<br>1-2f | | F SI 92<br>H SI 93<br>1-1<br>HBP | | B FF 92<br>B SI 94<br>B SI 94<br>C SI 93<br>C SI 93<br>F SI 94<br>F SI 94<br>F SI 94<br>B SI 94<br>4-2<br>12<br>1B<br>1-2<br>BB | 3 | 1 | 2 | 1 | 1 | 0 | 1 |
| 12 Freddy Sanchez, R (1, 4)<br>OBP: 0.347, SLG: 0.538 | S FF 90<br>X SI 91<br>0-1<br>①<br>F9 | | 1 SAFE<br>B SI 90<br>1 SAFE<br>B SI 88<br>X SI 87<br>2-0<br>②<br>G6-3<br>1-2 | | F SI 89<br>F FF 90<br>F SI 89<br>1 SAFE<br>1 SAFE<br>F CU 74<br>S FF 90<br>0-3<br>③<br>K<br>1-2 | | C CU 76<br>X CU 74<br>0-1<br>②<br>F7 | | B SL 87<br>C SI 93<br>B SL 86<br>X SI 94<br>2-1<br>1-3<br>2-H<br>1B | 5 | 0 | 1 | 1 | 0 | 1 | 5 |
| 13 Nate McLouth, L (1, 8)<br>OBP: 0.392, SLG: 0.466 | C FF 90<br>B FF 92<br>X FF 91<br>1-1<br>②<br>1-2<br>1B | | B CU 72<br>B FF 88<br>B FF 89<br>C FF 90<br>F FF 88<br>F CU 73<br>X FF 90<br>3-2<br>2-H<br>2B | | | X FF 88<br>0-0<br>①<br>F7 | X SL 77<br>0-0<br>③<br>G3 | | C SI 94<br>F FS 85<br>X SL 87<br>0-2<br>③<br>F8 | 5 | 0 | 2 | 1 | 0 | 0 | 4 |
| 25 Adam LaRoche, L (1, 3)<br>OBP: 0.325, SLG: 0.462 | B FF 91<br>X FF 91<br>1-0<br>③<br>F8 | | X SI 89<br>0-0<br>③<br>G4-3 | | | X FF 88<br>0-0<br>15<br>1B<br>1B | | B FF 95<br>X FF 93<br>1-0<br>①<br>P5 | | 4 | 0 | 1 | 0 | 0 | 0 | 2 |
| 15 Andy LaRoche, R (1, 5)<br>OBP: 0.333, SLG: 0.364 | | B FF 88<br>F SI 88<br>S FF 90<br>C FF 91<br>1-3<br>①<br>K | B FF 86<br>X CH 79<br>1-0<br>①<br>L5 | | | F SI 89<br>C FF 90<br>F FF 90<br>X FF 89<br>0-2<br>1-2<br>1B | | C<br>F FF 93<br>F<br>S SL 85<br>0-3<br>②<br>K | | 4 | 0 | 1 | 0 | 0 | 2 | 0 |
| 44 Brandon Moss, L (1, 9)<br>OBP: 0.241, SLG: 0.259 | | B FF 91<br>F FF 89<br>F FF 88<br>F FF 91<br>X CU 72<br>1-2<br>②<br>G3 | F FF 88<br>F FF 88<br>F FF 91<br>B CU 74<br>S CU 76<br>1-3<br>②<br>K | | | C FF 90<br>D FF 89<br>S FF 90<br>B CU 74<br>F FF 90<br>B FF 90<br>S FF 90<br>3-3<br>②<br>K | | F FF 95<br>F FF 96<br>B FF 98<br>B FF 98<br>B FF 95<br>F FF 94<br>F FF 96<br>F FF 96<br>F FF 94<br>3-3<br>C FF 96<br>③<br>K | | 4 | 0 | 0 | 0 | 0 | 3 | 2 |
| 23 Robinzon Diaz, R (1, 2)<br>OBP: 0.294, SLG: 0.529 | | C CU 71<br>B CU 73<br>X FF 91<br>1-1<br>③<br>G5-3 | F CU 73<br>F CU 74<br>X FF 91<br>0-2<br>③<br>G6-3 | | | B FF 90<br>B FF 90<br>X CH 82<br>2-0<br>③<br>L7 | | | B FF 92<br>C FF 92<br>F SL 85<br>X FS 84<br>1-2<br>①<br>G5-3 | 4 | 0 | 0 | 0 | 0 | 0 | 2 |
| 10 Brian Bixler, R (1, 6)<br>OBP: 0.261, SLG: 0.364 | | | X FF 88<br>0-0<br>27<br>SH1-4<br>3<br>1B<br>1B | | C CU 71<br>B CH 81<br>B CU 74<br>T FF 88<br>F FF 90<br>B FF 89<br>T FF 90<br>3-2<br>①<br>K | | B SI 88<br>X SI 89<br>1-0<br>2B | | B FF 93<br>B FF 93<br>C FF 93<br>F SI 94<br>S FS 85<br>2-3<br>②<br>K | 4 | 1 | 2 | 0 | 0 | 2 | 0 |
| 27 Jeff Karstens, R (1, 1)<br>24 Delwyn Young, S (7, PH)<br>OBP: 0.389, SLG: 0.500<br>30 Tyler Yates, R (7, 1)<br>17 Sean Burnett, L (8, 1)<br>56 Donnie Veal, L (8, 1)<br>16 Eric Hinske, L (9, PH)<br>OBP: 0.327, SLG: 0.333 | | | B CH 86<br>X CH 85<br>1-0<br>①<br>SH1-4<br>1-2 | | C FF 89<br>F FF 91<br>B FF 90<br>X CU 73<br>1-2<br>E6<br>3<br>FC4 | | F SI 89<br>B SI 90<br>S SI 90<br>B SI 89<br>C<br>2-3<br>①<br>K | | B FF 93<br>B SI 92<br>B FF 92<br>B FF 91<br>4-0<br>3<br>BB<br>12<br>1B<br>BB | 1<br>1<br>0<br>0<br>0<br>0<br>0 | 0<br>0<br>0<br>0<br>0<br>1<br>0 | 0<br>0<br>0<br>0<br>0<br>0<br>0 | 0<br>1<br>0<br>0<br>0<br>0<br>0 | 0<br>1<br>0<br>0<br>1<br>0<br>0 | 0<br>0<br>0<br>0<br>0<br>0<br>0 | 0<br>1<br>0<br>0<br>0<br>0<br>0 |

| | AB | R | H | RBI | BB | SO | LOB |
|---|---|---|---|---|---|---|---|
| | 35 | 3 | 9 | 3 | 2 | 9 | 17 |

| Inning Stats | 1 | 2 | 3 | 4 | 5 | 6 | 7 | 8 | 9 |
|---|---|---|---|---|---|---|---|---|---|
| | R: 0<br>E: 0<br>K: 0<br>S: 11<br>H: 2<br>LOB: 1<br>BB: 0<br>P: 16 | R: 0<br>E: 0<br>K: 1<br>S: 9<br>H: 0<br>LOB: 0<br>BB: 0<br>P: 12 | R: 2<br>E: 0<br>K: 0<br>S: 15<br>H: 3<br>LOB: 1<br>BB: 0<br>P: 24 | R: 0<br>E: 0<br>K: 1<br>S: 8<br>H: 0<br>LOB: 0<br>BB: 0<br>P: 10 | R: 0<br>E: 1<br>K: 2<br>S: 13<br>H: 0<br>LOB: 1<br>BB: 0<br>P: 17 | R: 0<br>E: 0<br>K: 1<br>S: 11<br>H: 2<br>LOB: 2<br>BB: 0<br>P: 16 | R: 0<br>E: 0<br>K: 1<br>S: 8<br>H: 1<br>LOB: 2<br>BB: 0<br>P: 12 | R: 0<br>E: 0<br>K: 2<br>S: 12<br>H: 0<br>LOB: 0<br>BB: 0<br>P: 16 | R: 1<br>E: 0<br>K: 1<br>S: 16<br>H: 1<br>LOB: 2<br>BB: 2<br>P: 29 |

1B: 7 SF: 0
2B: 2 SAC: 1
3B: 0 DP: 0
HR: 0 HBP: 1

WP: 0 PA: 39
PB: 0
SB: 1
CS: 1

| PITCHER | | IP | WLS | BF | H | R | ER | SO | BB | IBB | HBP | BLK | WP | HR | S | P | ERA | WHIP |
|---|---|---|---|---|---|---|---|---|---|---|---|---|---|---|---|---|---|---|
| 49 Jonathon Niese, L<br>ERA: 3.0 | (1, 1) | 6.0 | | 25 | 7 | 2 | 2 | 5 | 0 | 0 | 0 | 0 | 0 | 0 | 67 | 95 | 3.00 | 1.167 |
| 50 Sean Green, R<br>ERA: 8.31 | (7, 1) | 0.2 | | 4 | 1 | 0 | 0 | 1 | 0 | 0 | 1 | 0 | 0 | 0 | 7 | 11 | 0.00 | 1.500 |
| 36 Ken Takahashi, L<br>ERA: | (7, 1) | 0.1 | | 1 | 0 | 0 | 0 | 0 | 0 | 0 | 0 | 0 | 0 | 0 | 1 | 1 | 0.00 | 0.000 |
| 39 Bobby Parnell, R<br>ERA: 1.29 | (8, 1) | 1.0 | W | 3 | 0 | 0 | 0 | 2 | 0 | 0 | 0 | 0 | 0 | 0 | 12 | 16 | 0.00 | 0.000 |
| 22 J.J. Putz, R<br>ERA: 3.71 | (9, 1) | 1.0 | | 6 | 1 | 1 | 1 | 1 | 2 | 0 | 0 | 0 | 0 | 0 | 16 | 29 | 9.00 | 3.000 |

| PITCHER | IP | WLS | BF | H | R | ER | SO | BB | IBB | HBP | BLK | WP | HR | S | P | ERA | WHIP |
|---|---|---|---|---|---|---|---|---|---|---|---|---|---|---|---|---|---|

# BOTTOM

## Pittsburgh Pirates @ New York Mets

Citi Field, Flushing, NY

Fri May 08 2009, 7:10 PM EDT

Att. 38,496 - Overcast - 68 F

livebaseballscorecards.com

| Batter | 1 | 2 | 3 | 4 | 5 | 6 | 7 | 8 | 9 | AB | R | H | RBI | BB | SO | LOB |
|---|---|---|---|---|---|---|---|---|---|---|---|---|---|---|---|---|
| 7 José Reyes, S (1, 6)<br>OBP: 0.336, SLG: 0.356 | X FF 88<br>0-0<br>1 1B<br>1 S<br>21 1B<br>1B | F SI 91<br>B CH 78<br>B CH 78<br>X FF 89<br>2-1 ③<br>P2 | | | F SI 90<br>B SI 91<br>B SI 90<br>B CH 76<br>X SI 90<br>3-1 ②<br>F8 | | 1 SAFE<br>B FF 95<br>C FF 97<br>1-1 ③<br>CS<br>1-2 | C FF 94<br>B FF 97<br>B FF 95<br>C CH 80<br>X SL 91<br>1-2<br>1 BB<br>15 1B<br>1B<br>B FF 86<br>B SI 90<br>C SI 91<br>B SI 92<br>B CU 75<br>B SI 92<br>1-2<br>BB | | 4 | 2 | 2 | 0 | 1 | 0 | 2 |
| 1 Luis Castillo, S (1, 4)<br>OBP: 0.402, SLG: 0.375 | 1 SAFE<br>C SI 89<br>D CH 78<br>C SI 89<br>1 SAFE<br>B CH 77<br>X CH 79<br>2-2<br>15 S<br>21 1B<br>1-3<br>1B | C FF 88<br>X SI 89<br>0-1<br>15 L3<br>1B | C SI 91<br>D CH 80<br>C CU 73<br>X CU 73<br>1-2 ③<br>FC6-4<br>1-2f | | | 1 SAFE<br>B FF 95<br>T SAFE<br>B FF 94<br>B FF 94<br>B FF 94<br>4-0<br>15 1B<br>21 HR<br>1-2<br>BB<br>C FF 90<br>D CH 84<br>B FF 91<br>X SI 90<br>2-1 ③<br>F9 | | 4 | 2 | 2 | 0 | 1 | 0 | 4 |
| 15 Carlos Beltrán, S (1, 8)<br>OBP: 0.472, SLG: 0.585 | C CH 78<br>B FF 90<br>X FF 91<br>1-1 ①<br>P4<br>1-2 | | B CH 77<br>B SI 88<br>X SI 88<br>2-0 ①②<br>L3<br>1-1 | | | C CU 73<br>B FF 89<br>B FF 89<br>B CU 72<br>S CH 76<br>F FF 90<br>X FF 90<br>3-2 ①<br>G3 | | B FF 96<br>X FF 97<br>1-0<br>21 HR<br>1-2<br>2-H<br>1B | | 4 | 1 | 1 | 1 | 0 | 0 | 3 |
| 21 Carlos Delgado, L (1, 3)<br>OBP: 0.392, SLG: 0.518 | S CH 81<br>D SL 82<br>X CH 81<br>1-1<br>28 FC6-4<br>2-H<br>3-H<br>1B | | C FF 89<br>F CH 78<br>B SL 79<br>B FF 89<br>S CU 72<br>2-3 ③<br>K | | | B SL 79<br>X FF 90<br>1-0<br>1B | | B SL 78<br>S SL 76<br>X SL 78<br>1-1<br>1-H<br>2-H<br>HR | | 4 | 1 | 3 | 5 | 0 | 1 | 0 |
| 5 David Wright, R (1, 5)<br>OBP: 0.395, SLG: 0.472 | S FF 92<br>1 SAFE<br>F SL 81<br>S SL 82<br>0-3 ②<br>K | | | F FF 89<br>F SI 87<br>C CU 71<br>0-3 ①<br>K | | F SL 80<br>C SL 79<br>B FF 92<br>F CU 73<br>X SI 89<br>1-2 ②<br>P3 | | C SI 91<br>B CH 84<br>B SI 90<br>F SI 91<br>X SI 91<br>3-2 ①<br>F9 | | 4 | 0 | 0 | 0 | 0 | 2 | 2 |
| 28 Daniel Murphy, L (1, 7)<br>OBP: 0.373, SLG: 0.478<br>18 Jeremy Reed, L (9, 7)<br>OBP: 0.286, SLG: 0.385 | B CH 79<br>F SI 90<br>B FF 89<br>B CH 78<br>X SI 91<br>3-1 ③<br>FC6-4<br>1-2f | | | C FF 90<br>B FF 88<br>B SL 78<br>X CH 75<br>2-1 ②<br>F8 | | X CU 74<br>0-0 ③<br>F9 | | C SI 90<br>B SI 89<br>B SL 80<br>S SI 92<br>B SL 80<br>F SI 90<br>X SI 91<br>3-2<br>9 WP<br>9 1B<br>2B | | 4<br>0 | 1<br>0 | 1<br>0 | 0<br>0 | 0<br>0 | 0<br>0 | 2<br>0 |
| 9 Omir Santos, R (1, 2)<br>OBP: 0.270, SLG: 0.457 | | C SI 87<br>B SL 78<br>B SL 77<br>X SI 88<br>2-1 ①<br>L7 | | S SL 76<br>F FF 91<br>X SL 77<br>0-2 ③<br>L7 | | | F FF 98<br>B FF 97<br>F FF 98<br>B SL 90<br>S FF 97<br>2-3 ①<br>K | B SI 90<br>B CH 83<br>S CH 83<br>B SI 90<br>X CH 83<br>3-1<br>10 PB<br>19 G4-1<br>2-H<br>1B | | 4 | 0 | 1 | 1 | 0 | 1 | 0 |
| 19 Ryan Church, L (1, 9)<br>OBP: 0.343, SLG: 0.368 | | B FF 90<br>X SI 88<br>1-0 ②<br>G4-3 | | | C SI 89<br>B FF 90<br>X SI 89<br>1-1<br>49 FC2-6<br>1B | | B FF 97<br>C FF 97<br>X FF 97<br>1-1 ②<br>L7 | B SI 91<br>S SI 90<br>F SL 78<br>X SI 91<br>1-2 ②<br>G4-1<br>1-2 | | 4 | 0 | 1 | 0 | 0 | 0 | 1 |
| 49 Jonathon Niese, L (1, 1)<br>OBP: 0.500, SLG: 0.500<br>50 Sean Green, R (7, 1)<br>36 Ken Takahashi, L (7, 1)<br>3 Alex Cora, L (7, PH)<br>OBP: 0.410, SLG: 0.438<br>39 Bobby Parnell, R (8, 1)<br>10 Gary Sheffield, R (8, PH)<br>OBP: 0.360, SLG: 0.342<br>22 J.J. Putz, R (9, 1) | | B FF 88<br>C FF 86<br>B SI 87<br>F SI 86<br>F SI 89<br>B CH 77<br>X SI 87<br>3-2<br>1B | | | L SI 89<br>B SI 90<br>X SI 89<br>1-1 ①<br>FC2-6<br>1<br>FC6-4<br>1-2f | | F FF 97<br>C CH 87<br>B FF 97<br>X FF 98<br>1-2<br>7 CS<br>1B | B SL 77<br>C SI 90<br>B SI 89<br>S CH 83<br>B SI 90<br>F CH 84<br>B SI 90<br>4-2<br>7 BB<br>2-3<br>BB | | 2<br>0<br>0<br>0<br>1<br>0<br>0<br>0 | 0<br>0<br>0<br>0<br>0<br>0<br>0<br>0 | 1<br>0<br>0<br>0<br>1<br>0<br>0<br>0 | 0<br>0<br>0<br>0<br>0<br>0<br>1<br>0 | 0<br>0<br>0<br>0<br>0<br>0<br>0<br>0 | 0<br>0<br>0<br>0<br>0<br>0<br>0<br>0 | 1<br>0<br>0<br>0<br>0<br>0<br>0<br>0 |
| Inning Stats | R: 2<br>E: 0<br>K: 1<br>S: 13<br>H: 3<br>LOB: 1<br>BB: 0<br>P: 20 | R: 0<br>E: 0<br>K: 0<br>S: 9<br>H: 1<br>LOB: 1<br>BB: 0<br>P: 17 | R: 0<br>E: 0<br>K: 1<br>S: 6<br>H: 1<br>LOB: 0<br>BB: 0<br>P: 10 | R: 0<br>E: 0<br>K: 1<br>S: 8<br>H: 0<br>LOB: 0<br>BB: 0<br>P: 10 | R: 0<br>E: 0<br>K: 0<br>S: 9<br>H: 1<br>LOB: 1<br>BB: 0<br>P: 15 | R: 0<br>E: 0<br>K: 0<br>S: 10<br>H: 1<br>LOB: 1<br>BB: 0<br>P: 15 | R: 0<br>E: 0<br>K: 1<br>S: 9<br>H: 1<br>LOB: 0<br>BB: 0<br>P: 14 | R: 5<br>E: 0<br>K: 0<br>S: 26<br>H: 5<br>LOB: 3<br>BB: 3<br>P: 53 | | 1B: 11<br>2B: 2<br>3B: 0<br>HR: 1<br>SF: 0<br>SAC: 0<br>DP: 1<br>HBP: 0 | | | | | | |

| | AB | 35 |
|---|---|---|
| | R | 7 |
| | H | 13 |
| | RBI | 7 |
| | BB | 3 |
| | SO | 4 |
| | LOB | 15 |

| | | | | | | | | | | | | | | | | | | | | | | | | | | | | | | |
|---|---|---|---|---|---|---|---|---|---|---|---|---|---|---|---|---|---|---|---|---|---|---|---|---|---|---|---|---|---|---|
| PITCHER | | IP | WLS | BF | H | R | ER | SO | BB | IBB | HBP | BLK | WP | HR | S | P | ERA | WHIP | PITCHER | IP | WLS | BF | H | R | ER | SO | BB | IBB | HBP | BLK | WP | HR | S | P | ERA | WHIP |
| 27 Jeff Karstens, R<br>ERA: 5.19 | (1, 1) | 6.0 | | 24 | 7 | 2 | 2 | 3 | 0 | 0 | 0 | 0 | 0 | 0 | 55 | 87 | 3.00 | 1.167 | | | | | | | | | | | | | | | | | |
| 30 Tyler Yates, R<br>ERA: 8.71 | (7, 1) | 1.0 | L | 6 | 3 | 3 | 3 | 1 | 1 | 0 | 0 | 0 | 0 | 0 | 14 | 25 | 27.00 | 4.000 | | | | | | | | | | | | | | | | | |
| 17 Sean Burnett, L<br>ERA: 3.29 | (8, 1) | 0.2 | | 6 | 3 | 2 | 2 | 0 | 1 | 0 | 0 | 0 | 1 | 1 | 17 | 32 | 27.00 | 6.000 | | | | | | | | | | | | | | | | | |
| 56 Donnie Veal, L<br>ERA: 4.15 | (8, 1) | 0.1 | | 2 | 0 | 0 | 0 | 0 | 1 | 0 | 0 | 0 | 0 | 0 | 4 | 10 | 0.00 | 3.000 | | | | | | | | | | | | | | | | | |

# Pittsburgh Pirates @ New York Mets

Citi Field, Flushing, NY

Sat May 09 2009, 1:10 PM EDT

Att. 39,769 - Cloudy - 68 F

TOP

livebaseballscorecards.com

| Batter | 1 | 2 | 3 | 4 | 5 | 6 | 7 | 8 | 9 | AB | R | H | RBI | BB | SO | LOB |
|---|---|---|---|---|---|---|---|---|---|---|---|---|---|---|---|---|
| 3 Nyjer Morgan, L (1, 7)<br>OBP: 0.365, SLG: 0.347 | C FF 91<br>B CH 83<br>C FF 91<br>X SI 92<br>1-2 ① F8 | | B SI 90<br>X FF 90<br>1-0 ① F7 | | B FF 91<br>C FF 91<br>C FF 91<br>X FF 92<br>1-2 ① F7 | | C SL 75<br>B SL 74<br>F FF 86<br>S CH 80<br>1-3 ③ K | | | 4 | 0 | 0 | 0 | 0 | 1 | 1 |
| 12 Freddy Sanchez, R (1, 4)<br>OBP: 0.352, SLG: 0.533 | C FF 92<br>B SI 92<br>F SL 87<br>X SI 92<br>1-2 25 S 1B | | C FF 91<br>B SL 77<br>S SL 85<br>B SL 85<br>B FF 92<br>B SL 84<br>4-2 13 G4-3 13 S BB | | X FF 90<br>0-0 ② F8 | | | B FF 84<br>B FF 86<br>C SI 86<br>S CH 81<br>F CH 81<br>X FF 86<br>2-2 ① F8 | | 3 | 0 | 1 | 0 | 1 | 0 | 0 |
| 13 Nate McLouth, L (1, 8)<br>OBP: 0.377, SLG: 0.446 | S SI 91<br>X SI 91<br>0-1 ② F8 | | B FF 91<br>1 SAFE<br>S FF 93<br>B FF 93<br>X CH 84<br>2-1 ② G4-3<br>1-3 | | C CH 83<br>B SL 76<br>S CH 84<br>B FF 92<br>X CH 84<br>2-2 ③ P6 | | | B FF 88<br>C SL 77<br>F SL 77<br>X CH 83<br>1-2 ② F8 | | 4 | 0 | 0 | 0 | 0 | 0 | 2 |
| 25 Adam LaRoche, L (1, 3)<br>OBP: 0.314, SLG: 0.444 | C FF 92<br>S FF 92<br>F SI 92<br>1 SAFE<br>B FF 93<br>X FF 93<br>1-2 ③ L8<br>1-2 | | F FF 92<br>F SL 85<br>F FF 92<br>S FF 93<br>0-3 ③ K | | | B CH 81<br>B FF 89<br>X FF 90<br>2-0 ① G4-3 | | S FF 88<br>X FF 88<br>0-1 ③ G4-1 | | 4 | 0 | 0 | 0 | 0 | 1 | 2 |
| 44 Brandon Moss, L (1, 9)<br>OBP: 0.231, SLG: 0.247 | | B FF 91<br>B FF 91<br>F FF 92<br>F FF 91<br>B FF 91<br>S FF 92<br>3-3 ① K | F FF 89<br>F FF 91<br>B SL 76<br>F FF 92<br>X FF 92<br>1-2 ① G4-3 | | | B FF 89<br>F FF 90<br>F FF 89<br>B FF 91<br>X FF 90<br>2-2 ② F8 | | | B FF 94<br>S FF 95<br>F FF 96<br>B FF 96<br>B FF 95<br>F FF 95<br>X FF 95<br>3-2 ① F7 | 4 | 0 | 0 | 0 | 0 | 1 | 0 |
| 15 Andy LaRoche, R (1, 5)<br>OBP: 0.349, SLG: 0.396 | | B SL 87<br>X FF 93<br>1-0 2B | H SL 82<br>1-0 5 FC6-4 HBP | | | B SL 83<br>F FF 89<br>B FF 89<br>F FF 90<br>X FF 90<br>2-2 ③ L7 | | | B SI 93<br>X FF 95<br>1-0 2B | 3 | 0 | 2 | 0 | 0 | 0 | 0 |
| 5 Ramón Vázquez, L (1, 6)<br>OBP: 0.324, SLG: 0.167 | | C FF 92<br>B CH 84<br>B FF 92<br>C FF 92<br>F FF 93<br>B FF 92<br>S FF 92<br>3-3 ② K | 1 SAFE<br>1 SAFE<br>S FF 91<br>B FF 90<br>B FF 91<br>C FF 92<br>1 SAFE<br>X FF 93<br>2-2 ② FC6-4<br>1-2f | | | | B FF 85<br>X FF 85<br>1-0 1B | | B FF 95<br>B FF 95<br>B FF 93<br>C FF 92<br>X FF 92<br>3-1 ② L8 | 4 | 0 | 1 | 0 | 0 | 1 | 3 |
| 35 Jason Jaramillo, S (1, 2)<br>OBP: 0.382, SLG: 0.426 | | B CH 84<br>B FF 93<br>I IN 63<br>I IN 60<br>4-0 IBB | C FF 92<br>B SL 84<br>S FF 92<br>F FF 92<br>X FF 92<br>1-2 ③ L6 | | | | B FF 86<br>X CH 80<br>1-0 ① F9 | | X FF 94<br>0-0 ③ P5 | 3 | 0 | 0 | 0 | 1 | 0 | 3 |
| 28 Paul Maholm, L (1, 1)<br>OBP: 0.313, SLG: 0.385<br>43 Jesse Chavez, R (6, 1)<br>18 Craig Monroe, R (7, PH)<br>OBP: 0.270, SLG: 0.429<br>47 Evan Meek, R (7, 1)<br>34 John Grabow, L (8, 1) | | C FF 91<br>S FF 93<br>B FF 93<br>F SI 94<br>B SL 85<br>F FF 92<br>X FF 92<br>2-2 ③ F7 | | | C FF 89<br>S SL 83<br>F SL 82<br>F FF 90<br>B FF 90<br>X SL 84<br>1-2 HR | | S CH 78<br>F CH 77<br>F CH 78<br>B FF 86<br>S SL 76<br>1-3 ② K | | | 2 | 1 | 1 | 1 | 0 | 0 | 2 |
| | | | | | | | | | | 0 | 0 | 0 | 0 | 0 | 0 | 0 |
| | | | | | | | | | | 1 | 0 | 0 | 0 | 0 | 1 | 1 |
| | | | | | | | | | | 0 | 0 | 0 | 0 | 0 | 0 | 0 |
| | | | | | | | | | | 0 | 0 | 0 | 0 | 0 | 0 | 0 |

| | AB | 32 |
|---|---|---|
| | R | 1 |
| | H | 5 |
| | RBI | 1 |
| | BB | 2 |
| | SO | 5 |
| | LOB | 14 |

| Inning Stats | 1 | 2 | 3 | 4 | 5 | 6 | 7 | 8 | 9 | 1B: 2 | SF: 0 | WP: 0 | PA: 35 |
|---|---|---|---|---|---|---|---|---|---|---|---|---|---|
| R: | 0 | 0 | 0 | 0 | 1 | 0 | 0 | 0 | 0 | 2B: 2 | SAC: 0 | PB: 0 | |
| E: | 0 | 0 | 0 | 0 | 0 | 0 | 0 | 0 | 0 | 3B: 0 | DP: 0 | SB: 2 | |
| K: | 0 | 2 | 1 | 0 | 0 | 0 | 2 | 0 | 0 | HR: 1 | HBP: 1 | CS: 0 | |
| S: | 12 | 13 | 9 | 11 | 12 | 7 | 9 | 9 | 8 | | | | |
| H: | 1 | 1 | 0 | 0 | 1 | 0 | 1 | 0 | 1 | | | | |
| LOB: | 1 | 2 | 1 | 0 | 0 | 0 | 1 | 0 | 1 | | | | |
| BB: | 0 | 1 | 1 | 0 | 0 | 0 | 0 | 0 | 0 | | | | |
| P: | 15 | 26 | 16 | 16 | 16 | 13 | 13 | 12 | 15 | | | | |

| PITCHER | | IP | WLS | BF | H | R | ER | SO | BB | IBB | HBP | BLK | WP | HR | S | P | ERA | WHIP |
|---|---|---|---|---|---|---|---|---|---|---|---|---|---|---|---|---|---|---|
| 33 John Maine, R | (1, 1) | 6.0 | W | 24 | 3 | 1 | 1 | 3 | 1 | 1 | 1 | 0 | 0 | 1 | 64 | 102 | 1.50 | 0.667 |
| ERA: 4.54 | | | | | | | | | | | | | | | | | | |
| 36 Ken Takahashi, L | (7, 1) | 2.0 | | 7 | 1 | 0 | 0 | 2 | 0 | 0 | 0 | 0 | 0 | 0 | 18 | 25 | 0.00 | 0.500 |
| ERA: | | | | | | | | | | | | | | | | | | |
| 43 Brian Stokes, R | (9, 1) | 1.0 | | 4 | 1 | 0 | 0 | 0 | 0 | 0 | 0 | 0 | 0 | 0 | 8 | 15 | 0.00 | 1.000 |
| ERA: | | | | | | | | | | | | | | | | | | |

| PITCHER | | IP | WLS | BF | H | R | ER | SO | BB | IBB | HBP | BLK | WP | HR | S | P | ERA | WHIP |
|---|---|---|---|---|---|---|---|---|---|---|---|---|---|---|---|---|---|---|

# BOTTOM

## Pittsburgh Pirates @ New York Mets

Citi Field, Flushing, NY

Sat May 09 2009, 1:10 PM EDT

Att. 39,769 - Cloudy - 68 F

livebaseballscorecards.com

| Batter | 1 | 2 | 3 | 4 | 5 | 6 | 7 | 8 | 9 | AB | R | H | RBI | BB | SO | LOB |
|---|---|---|---|---|---|---|---|---|---|---|---|---|---|---|---|---|
| 7 José Reyes, S (1, 6)<br>OBP: 0.345, SLG: 0.366 | C SI 89<br>C SL 79<br>X CU 75<br>0-2<br>1 S<br>1 WP<br>1 1B<br>1B | | C CU 74<br>B SI 90<br>F FF 90<br>B SI 89<br>X FF 90<br>2-2 ③<br>F8 | C CU 75<br>B CU 76<br>B FF 91<br>C CU 77<br>F FF 91<br>X SL 83<br>2-2<br>1-2<br>2-H<br>3-H<br>1B | | C FF 95<br>X CH 86<br>0-1 ③<br>G3 | | X FF 92<br>0-0<br>21 1B<br>1-2<br>3-H<br>1B | | 5 1 3 3 0 0 0 | | | | | | |
| 3 Alex Cora, L (9, 6) | | | | | | | | | | 0 0 0 0 0 0 0 | | | | | | |
| 1 Luis Castillo, S (1, 4)<br>OBP: 0.402, SLG: 0.377 | C FF 90<br>B SL 82<br>B SI 89<br>C CU 76<br>X SL 82<br>2-2<br>15 FC6-4<br>1-H<br>1B | | | B SI 86 2-2<br>C FF 88<br>B SL 81<br>X SI 90<br>5 1B<br>15 1B<br>1B<br>X FF 90 0-0 ③<br>G5-3 | | | B FC 91<br>B FF 90<br>B FC 89<br>C FF 90<br>C FF 89<br>F FF 92<br>F FF 90<br>X FF 91<br>3-2 ①<br>G4-3 | C FF 91<br>S CH 84<br>F CH 84<br>B FF 92<br>S SL 86<br>1-3 ①<br>K | | 5 1 2 1 0 1 4 | | | | | | |
| 15 Carlos Beltrán, S (1, 8)<br>OBP: 0.469, SLG: 0.604 | C SI 90<br>1 SAFE<br>S CU 75<br>B FF 90<br>X SI 89<br>1-2 ①<br>FC6-4 21 G5-4-3<br>1-2f | | | 1 SAFE<br>X CH 84<br>0-0<br>5 1B<br>10 1B<br>1-2<br>1B | B SI 87<br>F CH 84<br>X FF 89<br>1-1<br>HR | | F FF 94<br>S FF 95<br>X CU 80<br>0-2 ②<br>G3-1 | X FF 92<br>0-0 ②<br>F8 | | 5 2 2 1 0 0 3 | | | | | | |
| 21 Carlos Delgado, L (1, 3)<br>OBP: 0.393, SLG: 0.522 | S SL 82<br>X FF 90<br>0-1 ②③<br>G5-4-3<br>1-2f | | | B SL 84<br>B FF 91<br>F SL 82<br>F SI 91<br>F FF 92<br>S FF 92<br>2-3 ①<br>K | F FF 90<br>X SL 83<br>0-1 ①<br>G4-3 | | C FF 94<br>X FF 95<br>0-1<br>5 3B<br>2B | B SL 85<br>F FF 91<br>S FF 91<br>B SL 84<br>X CH 85<br>2-2<br>1-2<br>2-3<br>1B | | 5 1 2 0 0 1 3 | | | | | | |
| 43 Brian Stokes, R (9, 1) | | | | | | | | | | 0 0 0 0 0 0 0 | | | | | | |
| 5 David Wright, R (1, 5)<br>OBP: 0.395, SLG: 0.486 | | S FF 89<br>B CU 74<br>B FF 89<br>F SI 91<br>B SL 84<br>F SI 91<br>F SI 90<br>S SL 82<br>3-3 ①<br>K | | B SI 92<br>B FF 91<br>X FF 90<br>2-0<br>10 1B<br>17 1B<br>1-3<br>2-H<br>1B | X CU 74<br>0-0 ②<br>P4 | | B CU 77<br>C CU 78<br>B FC 94<br>X FC 91<br>2-1<br>2-H<br>3B | B CH 85<br>F FF 91<br>C FF 91<br>X FF 91<br>1-2 ③<br>L6 | | 5 1 2 2 0 1 3 | | | | | | |
| 10 Gary Sheffield, R (1, 9)<br>OBP: 0.370, SLG: 0.357 | | X FF 91<br>0-0 ②<br>F7 | | B CU 76<br>C FF 91<br>X SI 91<br>1-1<br>17 1B<br>7 1B<br>1-2<br>3-H<br>1B | B SI 88<br>B CH 83<br>C CH 82<br>C CU 76<br>X CU 75<br>2-2<br>1B | | C FF 93<br>B CU 82<br>B CU 80<br>B FF 93<br>X FF 92<br>3-1 ③<br>G1-3 | | | 4 1 2 1 0 0 1 | | | | | | |
| 17 Fernando Tatis, R (1, 7)<br>OBP: 0.391, SLG: 0.512 (9, 3) | C SI 90<br>B CU 76<br>F SI 89<br>B CH 84<br>B SI 91<br>X CH 85<br>3-2 ③<br>G5-3 | | | S SI 91<br>F FF 91<br>F FF 91<br>F SL 84<br>F FF 92<br>B CU 74<br>F SL 82<br>X FF 92<br>1-2<br>11 BB<br>7 1B<br>1-3<br>2-H<br>1B | X SI 90<br>0-0 ③<br>F9 | | | B FF 90<br>B FF 89<br>C FF 89<br>F FF 91<br>F FF 91<br>X CH 84<br>2-2<br>9 2B<br>18 1B<br>1B | | 4 2 2 1 0 0 1 | | | | | | |
| 11 Ramon Castro, R (1, 2)<br>OBP: 0.358, SLG: 0.479 | | | B FF 88<br>X SI 88<br>1-0 ①<br>G6-3 | B CU 77<br>B SI 91<br>1 SAFE<br>1 SAFE<br>C FF 91<br>B FF 91<br>B FF 89<br>4-1<br>7 1B<br>1-2<br>BB | | S FF 95<br>S FF 94<br>S FF 94<br>0-3 ①<br>K | | B FF 90<br>B CH 83<br>X FF 90<br>2-0<br>18 1B<br>7 1B<br>1-3<br>2B | | 2 0 0 0 1 1 0 | | | | | | |
| 9 Omir Santos, R (7, 2)<br>OBP: 0.289, SLG: 0.500 | | | | | | | | | | 1 1 1 0 0 0 0 | | | | | | |
| 33 John Maine, R (1, 1) | | | C FF 89<br>B SI 89<br>X FF 89<br>1-1 ②<br>G4-3 | C SI 92<br>S CU 77<br>F FF 90<br>X CU 76<br>0-2 ②<br>L3 | | C FF 95<br>B CH 84<br>F FF 95<br>F FF 95<br>F FF 95<br>X FC 90<br>1-2 ②<br>G6-3 | | S FF 86<br>F SL 85<br>B SL 84<br>X SL 84<br>1-2<br>21 1B<br>7 1B<br>2-3<br>3-H<br>1B | | 2 0 0 0 0 0 3 | | | | | | |
| 28 Daniel Murphy, L (6, PH)<br>OBP: 0.369, SLG: 0.473 | | | | | | | | | | 1 0 0 0 0 0 0 | | | | | | |
| 36 Ken Takahashi, L (7, 1) | | | | | | | | | | 0 0 0 0 0 0 0 | | | | | | |
| 18 Jeremy Reed, L (8, PH)<br>OBP: 0.333, SLG: 0.429 (9, 7) | | | | | | | | | | 1 0 1 1 0 0 0 | | | | | | |
| Inning Stats | R: 1<br>E: 0<br>K: 0<br>S: 11<br>H: 2<br>LOB: 0<br>BB: 0<br>P: 14 | R: 0<br>E: 0<br>K: 1<br>S: 9<br>H: 0<br>LOB: 0<br>BB: 0<br>P: 15 | R: 0<br>E: 0<br>K: 0<br>S: 6<br>H: 0<br>LOB: 0<br>BB: 0<br>P: 10 | R: 5<br>E: 0<br>K: 1<br>S: 28<br>H: 6<br>LOB: 2<br>BB: 1<br>P: 42 | R: 1<br>E: 0<br>K: 0<br>S: 9<br>H: 2<br>LOB: 1<br>BB: 0<br>P: 12 | R: 0<br>E: 0<br>K: 0<br>S: 10<br>H: 0<br>LOB: 0<br>BB: 0<br>P: 11 | R: 1<br>E: 0<br>K: 0<br>S: 14<br>H: 2<br>LOB: 1<br>BB: 0<br>P: 22 | R: 2<br>E: 0<br>K: 1<br>S: 20<br>H: 5<br>LOB: 3<br>BB: 0<br>P: 29 | | 1B: 13<br>2B: 2<br>3B: 1<br>HR: 1<br>SF: 0<br>SAC: 0<br>DP: 1<br>HBP: 0 | WP: 1<br>PB: 0<br>SB: 1<br>CS: 0<br>PA: 41 | | | | | |

| PITCHER | | IP | WLS | BF | H | R | ER | SO | BB | IBB | HBP | BLK | WP | HR | S | P | ERA | WHIP |
|---|---|---|---|---|---|---|---|---|---|---|---|---|---|---|---|---|---|---|
| 28 Paul Maholm, L<br>ERA: 4.06 | (1, 1) | 5.0 | L | 25 | 10 | 7 | 7 | 2 | 1 | 0 | 0 | 0 | 1 | 1 | 63 | 93 | 12.60 | 2.200 |
| 43 Jesse Chavez, R<br>ERA: 2.25 | (6, 1) | 1.0 | | 3 | 0 | 0 | 0 | 1 | 0 | 0 | 0 | 0 | 0 | 0 | 10 | 11 | 0.00 | 0.000 |
| 47 Evan Meek, R<br>ERA: 2.79 | (7, 1) | 1.0 | | 5 | 2 | 1 | 1 | 0 | 0 | 0 | 0 | 0 | 0 | 0 | 14 | 22 | 9.00 | 2.000 |
| 34 John Grabow, L<br>ERA: 3.95 | (8, 1) | 1.0 | | 8 | 5 | 2 | 2 | 1 | 0 | 0 | 0 | 0 | 0 | 0 | 20 | 29 | 18.00 | 5.000 |

| PITCHER | IP | WLS | BF | H | R | ER | SO | BB | IBB | HBP | BLK | WP | HR | S | P | ERA | WHIP |
|---|---|---|---|---|---|---|---|---|---|---|---|---|---|---|---|---|---|

| | |
|---|---|
| AB | 40 |
| R | 10 |
| H | 17 |
| RBI | 10 |
| BB | 1 |
| SO | 4 |
| LOB | 18 |

# Pittsburgh Pirates @ New York Mets

Citi Field, Flushing, NY

Sun May 10 2009, 1:10 PM EDT

Att. 39,871 - Partly Cloudy - 65 F

TOP

livebaseballscorecards.com

| Batter | 1 | 2 | 3 | 4 | 5 | 6 | 7 | 8 | 9 | AB | R | H | RBI | BB | SO | LOB |
|---|---|---|---|---|---|---|---|---|---|---|---|---|---|---|---|---|
| 3 Nyjer Morgan, L (1, 7)<br>OBP: 0.376, SLG: 0.350 | B FF 83<br>B FF 82<br>C FF 82<br>F SI 83<br>B CH 78<br>F SI 84<br>F SI 84<br>X SI 84<br>3-2<br>24 1B 24 S<br>13 SF9<br>1B | F SI 86<br>B SI 85<br>B CH 79<br>B SL 79<br>B SI 84<br>4-1<br>BB | | B SI 85<br>B FF 84<br>F FF 83<br>X SI 83<br>2-1 ①<br>SH5-3<br>1-2 | | B SI 85<br>C SL 80<br>B CH 77<br>B SI 84<br>C SI 82<br>B CH 79<br>4-2<br>24 CS<br>BB | | C SI 95<br>B FS 84<br>C SI 96<br>S SL 84<br>1-3 ③<br>K | | 2 | 1 | 1 | 0 | 2 | 1 | 2 |
| 24 Delwyn Young, S (1, 4)<br>OBP: 0.435, SLG: 0.500 | B SI 84<br>1 SAFE<br>1 SAFE<br>B SI 83<br>F SI 84<br>C SI 84<br>D CH 78<br>X CH 78<br>3-2<br>25 BB<br>1-3<br>1B | B SL 81<br>B FF 84<br>X SL 79<br>2-0 ③<br>F7 | | B FF 85<br>B SL 81<br>X SL 78<br>2-0 ②<br>G6-3 | | 1 SAFE<br>B SI 85<br>1-0 ③<br>CS<br>1-2 | B CH 72<br>X CH 71<br>1-0<br>1B | | B SI 87<br>B SI 89<br>C SI 89<br>B SI 88<br>B SI 89<br>4-1<br>13 HR<br>BB | 4 | 1 | 2 | 0 | 1 | 0 | 3 |
| 13 Nate McLouth, L (1, 8)<br>OBP: 0.378, SLG: 0.490 | F SI 85<br>B SI 86<br>F CH 79<br>X CU 66<br>1-2 ①<br>SF9<br>3-H | | C FF 83<br>B SI 80<br>B SL 79<br>X SI 84<br>2-1<br>15 G1<br>23 1B<br>2B | B SL 80<br>F SL 80<br>B SI 82<br>S SI 84<br>X SI 86<br>2-2 ③<br>G6-3 | | | L SL 80<br>C SL 80<br>F SL 80<br>B CU 74<br>B SL 80<br>C SI 85<br>2-3 ①<br>K | | C SI 90<br>B CH 81<br>X SI 86<br>1-1<br>1-H<br>HR | 4 | 2 | 2 | 3 | 0 | 1 | 2 |
| 25 Adam LaRoche, L (1, 3)<br>OBP: 0.310, SLG: 0.429 | B SI 85<br>D SI 79<br>B CH 79<br>C SI 85<br>C SL 77<br>B SI 83<br>4-2<br>15 FC6-4<br>1-2<br>BB | | B SI 85<br>B SI 84<br>X SL 78<br>2-0 ①<br>P5 | | X SI 83<br>0-0 ①<br>P6 | | B SI 86<br>X SI 86<br>1-0 ②<br>F7 | | B SI 89<br>C SI 88<br>B SI 89<br>C CU 74<br>B CU 75<br>X SI 88<br>3-2 ①<br>F7 | 4 | 0 | 0 | 0 | 1 | 0 | 2 |
| 16 Eric Hinske, L (1, 9)<br>OBP: 0.333, SLG: 0.327 | B SI 84<br>C SI 84<br>F CH 80<br>S SI 86<br>1-3 ②<br>K | | F SI 85<br>B SI 85<br>B CH 78<br>B SI 83<br>B CH 78<br>4-1<br>23 1B 15 G1<br>BB | | B SI 84<br>B CH 77<br>X SI 83<br>2-0<br>15 SH1-3<br>1B | | B SI 81<br>B SI 85<br>C SI 85<br>X SI 85<br>2-1 ③<br>G4-3 | | B SI 90<br>S SI 89<br>B CU 82<br>B SI 89<br>X SI 90<br>3-1 ②<br>G4-3 | 4 | 0 | 1 | 0 | 1 | 1 | 3 |
| 15 Andy LaRoche, R (1, 5)<br>OBP: 0.336, SLG: 0.379 | C SI 86<br>F SL 79<br>X CU 64<br>0-2 ③<br>FC6-4<br>1-2f | | B SL 81<br>X SL 80<br>1-0 ②<br>G1<br>1-2<br>2-3 | | X SI 84<br>0-0 ②<br>SH1-3<br>1-2 | | | C FF 95<br>F FF 95<br>B FF 94<br>S SI 94<br>1-3 ①<br>K | B SI 90<br>C SI 88<br>C CU 74<br>F SI 90<br>B CU 74<br>X CU 76<br>2-2 ③<br>P6 | 4 | 0 | 0 | 0 | 0 | 1 | 4 |
| 23 Robinzon Diaz, R (1, 2)<br>OBP: 0.381, SLG: 0.619 | | C FF 84<br>S SL 79<br>X FF 86<br>0-2<br>2B | X SL 80<br>0-0<br>2-3<br>3-H<br>1B | | B FF 82<br>X CU 69<br>1-0 ③<br>L4 | | | B SL 87<br>B FF 94<br>C SI 94<br>X FF 94<br>2-1<br>5 1B<br>1B | | 4 | 0 | 3 | 1 | 0 | 0 | 1 |
| 10 Brian Bixler, R (1, 6)<br>OBP: 0.231, SLG: 0.320<br>5 Ramón Vázquez, L (8, PH)<br>OBP: 0.333, SLG: 0.182<br>(8, 6) | | C SI 85<br>S SL 80<br>S SL 81<br>0-3 ①<br>K | T SI 86<br>B SL 82<br>S SL 79<br>B SL 79<br>S SL 80<br>2-3 ③<br>K | | | C FF 84<br>S SL 79<br>S SL 80<br>0-3 ①<br>K | | C SI 94<br>S SI 96<br>F SI 97<br>B FF 93<br>X FF 95<br>1-2<br>1-2<br>1B | | 3<br>1 | 0<br>0 | 0<br>1 | 0<br>0 | 0<br>0 | 3<br>0 | 3<br>0 |
| 45 Ian Snell, R (1, 1)<br>OBP: 0.214, SLG: 0.214<br>17 Sean Burnett, L (7, 1)<br>43 Jesse Chavez, R (7, 1)<br>44 Brandon Moss, L (8, PH)<br>OBP: 0.228, SLG: 0.244<br>34 John Grabow, L (8, 1) | | C SI 85<br>F SI 86<br>S SL 80<br>0-3 ②<br>K | | B FF 83<br>X SI 84<br>1-0<br>3<br>SH5-3<br>1B | | B FF 85<br>B SI 84<br>C SI 81<br>F SL 78<br>X SL 80<br>2-2 ②<br>G4-3 | | C SI 94<br>T SI 95<br>X FS 86<br>0-2 ②<br>L7 | | 3<br>0<br>0<br>1<br>0 | 0<br>0<br>0<br>0<br>0 | 1<br>0<br>0<br>0<br>0 | 0<br>0<br>0<br>0<br>0 | 1<br>0<br>0<br>0<br>0 | 1<br>0<br>0<br>2<br>0 | 1<br>0<br>0<br>2<br>0 |
| Inning Stats | R: 1 H: 2<br>E: 0 LOB: 2<br>K: 1 BB: 1<br>S: 19 P: 31 | R: 0 H: 1<br>E: 0 LOB: 2<br>K: 2 BB: 1<br>S: 11 P: 17 | R: 1 H: 2<br>E: 0 LOB: 2<br>K: 1 BB: 1<br>S: 9 P: 20 | R: 0 H: 1<br>E: 0 LOB: 1<br>K: 0 BB: 0<br>S: 7 P: 14 | R: 0 H: 1<br>E: 0 LOB: 1<br>K: 0 BB: 0<br>S: 4 P: 7 | R: 0 H: 0<br>E: 0 LOB: 0<br>K: 1 BB: 1<br>S: 8 P: 15 | R: 0 H: 1<br>E: 0 LOB: 1<br>K: 1 BB: 0<br>S: 8 P: 14 | R: 0 H: 2<br>E: 0 LOB: 2<br>K: 2 BB: 0<br>S: 15 P: 20 | R: 2 H: 1<br>E: 0 LOB: 0<br>K: 0 BB: 1<br>S: 12 P: 25 | 1B: 8<br>2B: 2<br>3B: 0<br>HR: 1 | SF: 1<br>SAC: 2<br>DP: 0<br>HBP: 0 | | | | | |

| | AB | 34 |
|---|---|---|
| | R | 4 |
| | H | 11 |
| | RBI | 4 |
| | BB | 5 |
| | SO | 8 |
| | LOB | 23 |

WP: 0 PA: 43
PB: 0
SB: 1
CS: 1

| PITCHER | | IP | WLS | BF | H | R | ER | SO | BB | IBB | HBP | BLK | WP | HR | S | P | ERA | WHIP |
|---|---|---|---|---|---|---|---|---|---|---|---|---|---|---|---|---|---|---|
| 61 Livan Hernandez, R<br>ERA: 5.08 | (1, 1) | 6.0 | W | 28 | 7 | 2 | 2 | 5 | 4 | 0 | 0 | 0 | 0 | 0 | 58 | 104 | 3.00 | 1.833 |
| 25 Pedro Feliciano, L<br>ERA: 3.46 | (7, 1) | 1.0 | H | 4 | 1 | 0 | 0 | 1 | 0 | 0 | 0 | 0 | 0 | 0 | 8 | 14 | 0.00 | 1.000 |
| 22 J.J. Putz, R<br>ERA: 3.5 | (8, 1) | 1.0 | H | 5 | 2 | 0 | 0 | 2 | 0 | 0 | 0 | 0 | 0 | 0 | 15 | 20 | 0.00 | 2.000 |
| 50 Sean Green, R<br>ERA: 9.0 | (9, 1) | 1.0 | | 5 | 1 | 2 | 2 | 0 | 1 | 0 | 0 | 0 | 0 | 1 | 12 | 25 | 18.00 | 2.000 |

| PITCHER | IP | WLS | BF | H | R | ER | SO | BB | IBB | HBP | BLK | WP | HR | S | P | ERA | WHIP |
|---|---|---|---|---|---|---|---|---|---|---|---|---|---|---|---|---|---|

# BOTTOM

| Batter | 1 | 2 | 3 | 4 | 5 | 6 | 7 | 8 | 9 | AB | R | H | RBI | BB | SO | LOB |
|---|---|---|---|---|---|---|---|---|---|---|---|---|---|---|---|---|
| 7 José Reyes, S (1, 6)<br>OBP: 0.354, SLG: 0.378 | C CH 87<br>X CH 82<br>0-1 ① G3-1 | | B CH 82<br>B SI 91<br>C FF 92<br>F SI 93<br>X SL 83<br>2-2 2B | | C FF 93<br>B SI 94<br>L SI 93<br>F FF 95<br>X CH 84<br>1-2 ① FC5-4 (1) FC6-4<br>1-2f | | B SI 88<br>X SI 88<br>1-0 15 S, 1 1B<br>1-2 1B | B CH 84<br>B FF 90<br>B CH 83<br>B FF 90<br>4-0 15 2B<br>1-2<br>2-3<br>3-H BB | | 4 | 1 | 2 | 1 | 1 | 0 | 1 |
| 1 Luis Castillo, S (1, 4)<br>OBP: 0.402, SLG: 0.383 | C CH 87<br>B SI 90<br>F FF 91<br>B CH 84<br>X FF 91<br>2-2 15 S 1B | | B SL 81<br>C CH 82<br>B SL 81<br>F FF 92<br>X FF 93<br>2-2 ③ G3 | | C FF 92<br>X FF 92<br>0-1 ② FC6-4<br>1-2f | | B CH 81<br>B SI 89<br>C SI 89<br>X SI 89<br>2-1 15 S 1B<br>1-2<br>2-H | C CH 84<br>B FF 90<br>X CH 83<br>1-1 ② SF9<br>2-3<br>3-H | | 4 | 0 | 2 | 2 | 0 | 0 | 2 |
| 15 Carlos Beltrán, S (1, 8)<br>OBP: 0.467, SLG: 0.600 | 1 SAFE<br>C SI 91<br>B FF 92<br>S SL 80<br>D SL 82<br>F FF 92<br>S SL 81<br>2-3 ② K<br>1-2 | | | X CH 83<br>0-0 ① G6-3 | 1 SAFE<br>B CH 82<br>1 SAFE<br>C FF 92<br>F CH 83<br>B SI 92<br>1 SAFE<br>B SL 82<br>X FF 94<br>3-2 ③ P3 | | C CH 81<br>I IN 64<br>I IN 66<br>I IN 66<br>I IN 65<br>4-1 IBB<br>1-2<br>2-3 | B CH 84<br>X FF 91<br>1-0 2B<br>1-H<br>3-H | | 4 | 0 | 1 | 2 | 1 | 1 | 2 |
| 21 Carlos Delgado, L (1, 3)<br>OBP: 0.393, SLG: 0.521<br>50 Sean Green, R (9, 1) | F FF 91<br>D SL 82<br>D SL 82<br>X SI 93<br>2-1 ③ G3 | | | B CH 83<br>B FF 91<br>X SI 92<br>2-0 5 1B 2B | | B SI 91<br>C SI 92<br>B SI 92<br>B FF 92<br>H SI 93<br>4-1 HBP | B SI 88<br>F SI 88<br>X SI 89<br>1-1 ② F4 | C SL 85<br>B SL 84<br>B FF 90<br>S FF 92<br>C FF 92<br>2-3 ③ K | | 4<br>0 | 1<br>0 | 1<br>0 | 0<br>0 | 0<br>0 | 1<br>0 | 5<br>0 |
| 5 David Wright, R (1, 5)<br>OBP: 0.391, SLG: 0.478 | | F FF 90<br>C SL 84<br>B FF 92<br>X SL 83<br>1-2 ① P3 | | B CH 84<br>B CH 84<br>B SI 93<br>C FF 93<br>F CH 84<br>X SL 81<br>3-2 9 WP, 28 S, 9 1B 1B<br>2-H | | C SL 85<br>B FF 91<br>B SL 86<br>B SI 93<br>T FF 90<br>S FF 93<br>3-3 ① K | B FF 94<br>C FF 95<br>D FC 90<br>C FF 95<br>F FF 94<br>F FF 95<br>S CH 85<br>2-3 ③ K | | | 4 | 1 | 1 | 1 | 0 | 2 | 4 |
| 28 Daniel Murphy, L (1, 7)<br>OBP: 0.364, SLG: 0.457<br>18 Jeremy Reed, L (9, 7)<br>OBP: 0.333, SLG: 0.429 | | B CH 83<br>B SI 91<br>C SI 92<br>C SI 94<br>S FF 94<br>2-3 ② K | | 1 SAFE<br>B SI 92<br>B CH 83<br>B SI 92<br>C SI 94<br>F FF 92<br>D CH 87<br>4-2 9 WP, 9 1B<br>1-2 BB | | X SI 93<br>0-0 ② F7 | | B FF 89<br>X FF 91<br>1-0 ① G6-3 | | 3<br>0 | 1<br>0 | 0<br>0 | 0<br>0 | 1<br>0 | 1<br>0 | 1<br>0 |
| 9 Omir Santos, R (1, 2)<br>OBP: 0.310, SLG: 0.500 | | C FF 94<br>F SL 87<br>F SI 95<br>C SL 83<br>0-3 ③ K | | B SL 85<br>F CH 84<br>D SI 91<br>B FF 90<br>C SI 94<br>X FF 94<br>3-2 ② 1-H, 2-H 1B | | B FF 93<br>1 SAFE<br>C SL 83<br>S SL 82<br>S SL 83<br>1-3 ③ K | | X FF 90<br>0-0 17 HBP, 19 1B, 7 BB 1B | | 4 | 1 | 2 | 2 | 0 | 2 | 1 |
| 19 Ryan Church, L (1, 9)<br>OBP: 0.340, SLG: 0.363 | | | S CH 82<br>X CH 82<br>0-1 ① P6 | C FF 93<br>F CH 85<br>B FF 95<br>X CH 88<br>1-2 ③ P6 | | | L FF 89<br>B SL 78<br>F SI 88<br>F SI 90<br>B SL 79<br>B SI 88<br>X SI 89<br>3-2 ① G4-3 | X FF 91<br>0-0 7 BB, 17 HBP, 1 SF9 1B<br>1-2 | | 4 | 1 | 1 | 0 | 0 | 0 | 0 |
| 61 Livan Hernandez, R (1, 1)<br>OBP: 0.111, SLG: 0.111<br>25 Pedro Feliciano, L (7, 1)<br>10 Gary Sheffield, R (7, PH)<br>OBP: 0.364, SLG: 0.349<br>22 J.J. Putz, R (8, 1)<br>17 Fernando Tatis, R (8, PH)<br>OBP: 0.404, SLG: 0.512 (9, 3) | | | B FF 91<br>X FF 90<br>1-0 ② F7 | | B FF 90<br>C FF 93<br>X SL 84<br>1-1 7 FC5-4 1B | | B SI 88<br>B SI 90<br>C SI 89<br>B CH 83<br>F SI 90<br>X SI 89<br>3-2 E6 7 1B, 1 1B | B CH 84<br>S CH 83<br>C CH 84<br>F FF 91<br>H SL 86<br>2-2 1 SF9, 7 BB, 15 2B HBP<br>1-2<br>2-3 | | 2<br>0<br>1<br>0<br>0 | 0<br>0<br>1<br>0<br>1 | 1<br>0<br>0<br>0<br>0 | 0<br>0<br>0<br>0<br>0 | 0<br>0<br>0<br>0<br>0 | 0<br>0<br>0<br>0<br>0 | 0<br>0<br>0<br>0<br>0 |
| Inning Stats | R: 0 H: 1<br>E: 0 LOB: 1<br>K: 1 BB: 0<br>S: 11 P: 17 | R: 0 H: 0<br>E: 0 LOB: 0<br>K: 2 BB: 0<br>S: 10 P: 13 | R: 0 H: 1<br>E: 0 LOB: 1<br>K: 0 BB: 0<br>S: 9 P: 14 | R: 3 H: 3<br>E: 0 LOB: 0<br>K: 0 BB: 1<br>S: 13 P: 26 | R: 0 H: 1<br>E: 0 LOB: 1<br>K: 0 BB: 0<br>S: 11 P: 16 | R: 0 H: 0<br>E: 0 LOB: 1<br>K: 2 BB: 0<br>S: 8 P: 16 | R: 1 H: 2<br>E: 1 LOB: 3<br>K: 1 BB: 1<br>S: 18 P: 34 | R: 4 H: 3<br>E: 0 LOB: 1<br>K: 1 BB: 1<br>S: 12 P: 23 | | 1B: 8 SF: 1<br>2B: 3 SAC: 0<br>3B: 0 DP: 0<br>HR: 0 HBP: 2 | | | | | | |

| PITCHER | | IP | WLS | BF | H | R | ER | SO | BB | IBB | HBP | BLK | WP | HR | S | P | ERA | WHIP |
|---|---|---|---|---|---|---|---|---|---|---|---|---|---|---|---|---|---|---|
| 45 Ian Snell, R<br>ERA: 4.5 | (1, 1) | 6.0 | L | 25 | 6 | 3 | 3 | 5 | 1 | 0 | 1 | 0 | 1 | 0 | 62 | 102 | 4.50 | 1.167 |
| 17 Sean Burnett, L<br>ERA: 3.14 | (7, 1) | 0.2 | | 6 | 2 | 1 | 0 | 0 | 0 | 1 | 0 | 0 | 0 | 0 | 13 | 27 | 0.00 | 3.000 |
| 43 Jesse Chavez, R<br>ERA: 2.19 | (7, 1) | 0.1 | | 1 | 0 | 0 | 0 | 1 | 0 | 0 | 0 | 0 | 0 | 0 | 5 | 7 | 0.00 | 0.000 |
| 34 John Grabow, L<br>ERA: 6.14 | (8, 1) | 1.0 | | 8 | 3 | 4 | 4 | 1 | 1 | 0 | 1 | 0 | 0 | 0 | 12 | 23 | 36.00 | 4.000 |

| PITCHER | IP | WLS | BF | H | R | ER | SO | BB | IBB | HBP | BLK | WP | HR | S | P | ERA | WHIP |
|---|---|---|---|---|---|---|---|---|---|---|---|---|---|---|---|---|---|

# Pittsburgh Pirates @ New York Mets

Citi Field, Flushing, NY

Sun May 10 2009, 1:10 PM EDT

Att. 39,871 - Partly Cloudy - 65 F

livebaseballscorecards.com

| | |
|---|---|
| AB | 34 |
| R | 8 |
| H | 11 |
| RBI | 8 |
| BB | 3 |
| SO | 7 |
| LOB | 16 |

| | | | |
|---|---|---|---|
| WP: 1 | PA: 40 | | |
| PB: 0 | | | |
| SB: 4 | | | |
| CS: 0 | | | |

# St. Louis Cardinals @ Pittsburgh Pirates

PNC Park, Pittsburgh, PA

Tue May 12 2009, 7:05 PM EDT

Att. 11,718 - Partly Cloudy - 64 F

TOP

livebaseballscorecards.com

| Batter | 1 | 2 | 3 | 4 | 5 | 6 | 7 | 8 | 9 | AB | R | H | RBI | BB | SO | LOB |
|---|---|---|---|---|---|---|---|---|---|---|---|---|---|---|---|---|
| 55 Skip Schumaker, L (1, 4)<br>OBP: 0.357, SLG: 0.394 | B FF 88<br>F FF 88<br>B SI 89<br>S SI 89<br>S SI 89<br>2-3 **K** ① | 1 SAFE<br>D CU 73<br>B CU 72<br>X SI 88<br>2-0 **G6-3** ③ | | | C FF 88<br>B CU 73<br>C CU 71<br>X SI 88<br>1-2 **G6-3** ② | | | X SI 86<br>0-0 **G3** ① | | 3 | 0 | 0 | 0 | 0 | 1 | 2 |
| 23 Brian Barden, R (8, PH)<br>OBP: 0.344, SLG: 0.491 (8, 5) | | | | | | | | | | 1 | 0 | 0 | 0 | 0 | 0 | 0 |
| 3 Khalil Greene, R (1, 6)<br>OBP: 0.311, SLG: 0.337 | C SI 89<br>F CU 74<br>B FF 91<br>B FF 90<br>X CU 73<br>2-2 **G5-3** ② | | F CH 80<br>B SI 88<br>S CH 80<br>F CH 78<br>B FF 90<br>X CH 79<br>2-2 **G5-3** ① | | C SI 90<br>F SI 89<br>B CU 73<br>S FF 90<br>1-3 **K** ③ | | | C CU 69<br>B CU 72<br>C SI 87<br>B SI 88<br>X FF 88<br>2-2 **F9** ② | | 4 | 0 | 0 | 0 | 0 | 1 | 0 |
| 5 Albert Pujols, R (1, 3)<br>OBP: 0.438, SLG: 0.707 | B SI 90<br>B CH 82<br>C SI 89<br>B CH 81<br>X SI 90<br>3-1 **HR** | | B CU 72<br>B CU 71<br>C CU 71<br>X CH 79<br>2-1 **G4-3** ② | | | B SI 87<br>C CH 79<br>X CU 69<br>1-1 **G5-6-3** ① | | C CH 80<br>B SI 89<br>B CH 79<br>B CU 70<br>C CH 79<br>X FF 90<br>3-2 **F8** ③ | | 4 | 1 | 1 | 1 | 0 | 0 | 0 |
| 47 Ryan Ludwick, R (1, 9)<br>OBP: 0.339, SLG: 0.538<br>28 Colby Rasmus, L (2, 8)<br>OBP: 0.347, SLG: 0.352 | B SI 90<br>C CU 72<br>X CU 72<br>1-1 **1B** | | C FF 89<br>X CU 72<br>0-1 **F8** ③ | | | S CU 69<br>B CU 70<br>F SI 88<br>B CU 72<br>F SI 89<br>B SL 85<br>F FF 89<br>H SI 88<br>4-2 4 G5-3 **HBP** | | | B FF 94<br>F FF 93<br>X CH 86<br>1-1 16 BB 22 DI **1B** | 1 | 0 | 1 | 0 | 0 | 0 | 0 |
| 4 Yadier Molina, R (1, 2)<br>OBP: 0.385, SLG: 0.456<br>48 Brad Thompson, R (7, 1)<br>OBP: 1.000, SLG: 1.000<br>22 Joe Thurston, L (9, PH)<br>OBP: 0.357, SLG: 0.412 | C CU 72<br>B FF 89<br>X FF 89<br>1-1 **F7** ③ | | | F CH 80<br>F CH 80<br>H FF 90<br>1-2 16 G1-6-3 **HBP** | | X CH 81<br>0-0 **G5-3** ②<br>1-2 | | | B FF 94<br>B FF 93<br>B FF 93<br>C FF 93<br>B FF 94<br>4-1 16 BB<br>1-2 **BB** | 2 | 0 | 0 | 0 | 0 | 0 | 2 |
| | | | | | | | | | | 0 | 0 | 0 | 0 | 0 | 0 | 0 |
| | | | | | | | | | | 0 | 0 | 0 | 0 | 1 | 0 | 0 |
| 16 Chris Duncan, L (1, 7)<br>OBP: 0.376, SLG: 0.500 | | B FF 88<br>B CU 73<br>F SI 88<br>C CU 73<br>B SI 90<br>F CU 74<br>B CH 81<br>4-2 33 1B **BB** | | B SL 84<br>B SI 88<br>X SI 88<br>2-0 **G1-6-3** ①②<br>1-2f | | C SI 89<br>F CU 74<br>B SL 84<br>S CU 73<br>1-3 **K** ③ | | | B FF 95<br>F FF 94<br>F CH 87<br>B FF 94<br>B FF 94<br>F FF 95<br>F FF 96<br>B FF 96<br>4-2<br>1-2<br>2-3 **BB** | 2 | 0 | 0 | 0 | 2 | 1 | 2 |
| 27 Tyler Greene, R (1, 5)<br>OBP: 0.261, SLG: 0.409 (8, 4) | | X<br>0-0 **F9** ① | | M CU 73<br>X FF 89<br>0-1 1B | | | X CH 79<br>0-0 **G5-3** ① | | S SL 85<br>F SL 86<br>B SL 85<br>S SL 86<br>1-3 **K** ① | 4 | 0 | 1 | 0 | 0 | 1 | 4 |
| 37 Todd Wellemeyer, R (1, 1)<br>OBP: 0.143, SLG: 0.143<br>54 Blaine Boyer, R (5, 1)<br>43 Trever Miller, R (6, 1)<br>21 Jason LaRue, R (7, PH)<br>OBP: 0.429, SLG: 0.579 (7, 2) | | C SI 88<br>L FF 88<br>B FF 89<br>L CU 73<br>1-3 **K** ② | | C FF 88<br>C FF 88<br>S CH 78<br>0-3 **K2-3** ③ | | | S CH 78<br>S CH 79<br>X CH 78<br>0-2 **F7** ② | | F SL 84<br>F SL 85<br>S FF 96<br>0-3 **K** ② | 2 | 0 | 0 | 0 | 0 | 2 | 2 |
| | | | | | | | | | | 0 | 0 | 0 | 0 | 0 | 0 | 0 |
| | | | | | | | | | | 0 | 0 | 0 | 0 | 0 | 0 | 0 |
| | | | | | | | | | | 2 | 0 | 0 | 0 | 0 | 1 | 3 |
| 33 Shane Robinson, R (1, 8)<br>OBP: 0.222, SLG: 0.333 (2, 9) | | X SI 88<br>0-0<br>1-3 **1B** | | | C CU 71<br>X CU 70<br>0-1 **G4-3** ① | | B SI 88<br>X SI 86<br>1-0 **G4-3** ③ | | S SL 85<br>B SL 85<br>X FF 95<br>1-1 **F9** ③ | 4 | 0 | 1 | 0 | 0 | 0 | 3 |

| Inning Stats | 1 | 2 | 3 | 4 | 5 | 6 | 7 | 8 | 9 |
|---|---|---|---|---|---|---|---|---|---|
| | R: 1<br>E: 0<br>K: 1<br>S: 12 | H: 2<br>LOB: 1<br>BB: 0<br>P: 21 | R: 0<br>E: 0<br>K: 1<br>S: 9 | H: 1<br>LOB: 2<br>BB: 1<br>P: 16 | R: 0<br>E: 0<br>K: 0<br>S: 8 | H: 0<br>LOB: 0<br>BB: 0<br>P: 12 | R: 0<br>E: 0<br>K: 1<br>S: 8 | H: 1<br>LOB: 1<br>BB: 0<br>P: 11 | R: 0<br>E: 0<br>K: 1<br>S: 8 | H: 0<br>LOB: 0<br>BB: 0<br>P: 10 | R: 0<br>E: 0<br>K: 1<br>S: 10 | H: 0<br>LOB: 1<br>BB: 0<br>P: 16 | R: 0<br>E: 0<br>K: 0<br>S: 5 | H: 0<br>LOB: 0<br>BB: 0<br>P: 6 | R: 0<br>E: 0<br>K: 0<br>S: 7 | H: 0<br>LOB: 0<br>BB: 0<br>P: 12 | R: 0<br>E: 0<br>K: 2<br>S: 15 | H: 1<br>LOB: 3<br>BB: 2<br>P: 26 |

| | | | | | | | | | |

# BOTTOM

## St. Louis Cardinals @ Pittsburgh Pirates

PNC Park, Pittsburgh, PA

Tue May 12 2009, 7:05 PM EDT

Att. 11,718 - Partly Cloudy - 64 F

livebaseballscorecards.com

| Batter | 1 | 2 | 3 | 4 | 5 | 6 | 7 | 8 | 9 | AB | R | H | RBI | BB | SO | LOB |
|---|---|---|---|---|---|---|---|---|---|---|---|---|---|---|---|---|
| 3 Nyjer Morgan, L (1, 7) OBP: 0.377, SLG: 0.367 | C FF 91<br>X FF 92<br>0-1 ① G6-3 | B CH 82<br>B CH 82<br>X FF 90<br>2-0 13 1B 1-H 2-H 3B | | C FF 90<br>F SL 79<br>X CH 82<br>0-2 ② G6-3 | | C SI 86<br>F SI 85<br>S SI 87<br>0-3 ① K | | F SI 86<br>B CH 81<br>X CH 82<br>1-1 1B | | 5 | 1 | 2 | 2 | 0 | 1 | 0 |
| 12 Freddy Sanchez, R (1, 4) OBP: 0.361, SLG: 0.528 | B FF 93<br>B FF 92<br>C FF 91<br>F FF 92<br>B FF 91<br>T FF 90<br>3-2 ② K | B FF 88<br>B SL 88<br>B SL 88<br>B FF 91<br>4-0 13 1B BB | | B FF 87<br>B SI 89<br>B SL 89<br>B FF 91<br>4-0 BB | | B CH 81<br>B FF 86<br>F FF 86<br>F FF 87<br>B CH 81<br>X CH 81<br>3-2 13 G4-3 1B | | C SI 87<br>F CU 78<br>B CU 78<br>X CH 80<br>1-2 ② F8 | | 3 | 0 | 1 | 0 | 2 | 1 | 1 |
| 13 Nate McLouth, L (1, 8) OBP: 0.379, SLG: 0.480 | B FF 93<br>B FF 92<br>C FF 92<br>B CH 84<br>B FF 92<br>4-1 BB | B CH 81<br>C CU 78<br>B FF 89<br>X CH 83<br>2-1 1-2 3-H 1B | | X FF 91<br>0-0 ③ G2-3 | | F SL 76<br>X SI 85<br>0-1 ② G4-3 1-2 | | C SI 86<br>F SI 86<br>B SI 87<br>X CU 77<br>1-2 ③ F8 | | 4 | 0 | 1 | 1 | 1 | 0 | 3 |
| 25 Adam LaRoche, L (1, 3) OBP: 0.308, SLG: 0.448 | C FF 92<br>F FF 90<br>1 SAFE<br>B FF 92<br>1 SAFE<br>F CH 82<br>F CH 81<br>1 SAFE<br>S FF 90<br>1-3 ③ K | B FF 90<br>B FF 87<br>F CH 82<br>C FF 90<br>F CH 82<br>S SL 80<br>2-3 ③ K | | | B CU 75<br>B FF 90<br>B FF 90<br>C FF 89<br>X FF 90<br>3-1 HR | B SI 86<br>C SL 75<br>S SL 75<br>B SL 73<br>X SL 76<br>2-2 ③ P5 | | | | 4 | 1 | 1 | 1 | 0 | 2 | 4 |
| 23 Robinzon Diaz, R (1, 2) OBP: 0.400, SLG: 0.600 | | C FF 91<br>B SL 88<br>B SL 88<br>F CH 81<br>B SL 89<br>X SL 88<br>3-2 15 FC4-6 1B | B FF 90<br>F FF 89<br>B SI 90<br>F CH 83<br>X CU 78<br>2-2 ① G6-3 | | X FF 90<br>0-0 44 HR 1B | | C SI 86<br>C CU 78<br>B CU 78<br>F CH 81<br>X SI 88<br>1-2 ① G6-3 | | | 4 | 1 | 2 | 0 | 0 | 0 | 0 |
| 15 Andy LaRoche, R (1, 5) OBP: 0.333, SLG: 0.367 | | C FF 91<br>C FF 91<br>X FF 92<br>0-2 ① FC4-6 44 1B 57 1B 1-2f | B FF 87<br>F FF 92<br>S FF 91<br>F CU 80<br>X CU 77<br>1-2 ② G6-3 | | F FF 90<br>C SL 79<br>F CU 77<br>S SI 91<br>0-3 ① K | | C SI 87<br>H SI 86<br>1-1 44 FC4-6 HBP | | | 3 | 1 | 0 | 0 | 0 | 1 | 2 |
| 44 Brandon Moss, L (1, 9) OBP: 0.250, SLG: 0.300 | | F FF 91<br>B FF 91<br>S CH 82<br>B CH 81<br>X SI 91<br>2-2 57 1B 3 3B 1-2 1B | X CH 80<br>0-0 1B | | X FF 90<br>0-0 1-H HR | | S CU 77<br>F CU 76<br>X SI 86<br>0-2 ② FC4-6 1-2f | | | 4 | 2 | 3 | 2 | 0 | 0 | 1 |
| 2 Jack Wilson, R (1, 6) OBP: 0.291, SLG: 0.294 | | C SL 88<br>F SL 88<br>F FF 90<br>B SL 87<br>X FF 90<br>1-2 ② P2 | X FF 90<br>0-0 ③ F8 | | B SI 90<br>F SL 84<br>B SL 82<br>B SL 85<br>X SI 91<br>3-2 ② G6-3 | | F SI 86<br>D CU 78<br>B CU 77<br>X SI 86<br>2-1 ③ G1-4-3 | | | 4 | 0 | 0 | 0 | 0 | 0 | 4 |
| 57 Zach Duke, L (1, 1) OBP: 0.263, SLG: 0.313<br>18 Craig Monroe, R (8, PH) OBP: 0.263, SLG: 0.417<br>55 Matt Capps, R (9, 1) | | B SL 87<br>X FF 90<br>1-0 3 3B 1-2 2-H 1B | | C FF 90<br>F FF 91<br>F FF 89<br>B FF 91<br>X FF 90<br>1-2 ① P4 | C SI 91<br>C CU 73<br>B CU 73<br>F SL 82<br>F CU 72<br>S FF 91<br>1-3 ③ K | | | F SI 87<br>B SI 87<br>C CU 75<br>X CU 78<br>1-2 ① P4 | | 3<br>1<br>0 | 1<br>0<br>0 | 1<br>0<br>0 | 1<br>0<br>0 | 0<br>0<br>0 | 1<br>0<br>0 | 0<br>0<br>0 |
| Inning Stats | R: 0<br>E: 0<br>K: 2<br>S: 11<br>H: 0<br>LOB: 1<br>BB: 1<br>P: 19 | R: 4<br>E: 0<br>K: 1<br>S: 21<br>H: 5<br>LOB: 2<br>BB: 1<br>P: 38 | R: 0<br>E: 0<br>K: 0<br>S: 9<br>H: 1<br>LOB: 1<br>BB: 0<br>P: 12 | R: 0<br>E: 0<br>K: 0<br>S: 8<br>H: 0<br>LOB: 1<br>BB: 1<br>P: 13 | R: 3<br>E: 0<br>K: 2<br>S: 16<br>H: 3<br>LOB: 0<br>BB: 0<br>P: 23 | R: 0<br>E: 0<br>K: 1<br>S: 11<br>H: 1<br>LOB: 1<br>BB: 0<br>P: 16 | R: 0<br>E: 0<br>K: 0<br>S: 10<br>H: 0<br>LOB: 1<br>BB: 0<br>P: 14 | R: 0<br>E: 0<br>K: 0<br>S: 11<br>H: 1<br>LOB: 1<br>BB: 0<br>P: 15 | | 1B: 8<br>2B: 0<br>3B: 1<br>HR: 2<br>SF: 0<br>SAC: 0<br>DP: 0<br>HBP: 1 | | | | | | |

| | AB | 35 |
|---|---|---|
| | R | 7 |
| | H | 11 |
| | RBI | 7 |
| | BB | 3 |
| | SO | 6 |
| | LOB | 15 |

| PITCHER | | IP | WLS | BF | H | R | ER | SO | BB | IBB | HBP | BLK | WP | HR | S | P | ERA | WHIP |
|---|---|---|---|---|---|---|---|---|---|---|---|---|---|---|---|---|---|---|
| 37 Todd Wellemeyer, R<br>ERA: 5.8 | (1, 1) | 4.1 | L | 25 | 9 | 7 | 7 | 4 | 3 | 0 | 0 | 0 | 0 | 2 | 57 | 93 | 14.54 | 2.769 |
| 54 Blaine Boyer, R<br>ERA: 8.31 | (5, 1) | 0.2 | | 2 | 0 | 0 | 0 | 1 | 0 | 0 | 0 | 0 | 0 | 0 | 8 | 12 | 0.00 | 0.000 |
| 43 Trever Miller, L<br>ERA: 3.72 | (6, 1) | 1.0 | | 4 | 1 | 0 | 0 | 1 | 0 | 0 | 0 | 0 | 0 | 0 | 11 | 16 | 0.00 | 1.000 |
| 48 Brad Thompson, R<br>ERA: 4.63 | (7, 1) | 2.0 | | 8 | 1 | 0 | 0 | 0 | 0 | 0 | 1 | 0 | 0 | 0 | 21 | 29 | 0.00 | 0.500 |

| PITCHER | IP | WLS | BF | H | R | ER | SO | BB | IBB | HBP | BLK | WP | HR | S | P | ERA | WHIP |
|---|---|---|---|---|---|---|---|---|---|---|---|---|---|---|---|---|---|

# TOP

## St. Louis Cardinals @ Pittsburgh Pirates

PNC Park, Pittsburgh, PA

Wed May 13 2009, 7:05 PM EDT

Att. 10,494 - Cloudy - 71 F

livebaseballscorecards.com

| Batter | 1 | 2 | 3 | 4 | 5 | 6 | 7 | 8 | 9 | AB | R | H | RBI | BB | SO | LOB |
|---|---|---|---|---|---|---|---|---|---|---|---|---|---|---|---|---|
| 55 Skip Schumaker, L (1, 4)<br>OBP: 0.361, SLG: 0.426 | C FF 89<br>B<br>X<br>1-1 ① F8 | | | C CH 80<br>B CH 82<br>F FF 90<br>B FF 91<br>X CH 83<br>2-2 HR | | B FF 90<br>C FF 89<br>C SL 80<br>S SL 82<br>1-3 ③ K | | | B FF 95<br>B FF 94<br>C FF 95<br>B FF 95<br>C FF 93<br>X FF 94<br>3-2 33 1B; 5 1B; 1B | 4 | 2 | 2 | 1 | 0 | 1 | 0 |
| 33 Shane Robinson, R (1, 9)<br>OBP: 0.231, SLG: 0.308 | B FF 89<br>F FF 89<br>F SL 81<br>B<br>F<br>X<br>2-2 ② G6-3 | | | B SL 81<br>X FF 89<br>1-0 ① G6-3 | | | B FF 97<br>C FF 96<br>X SL 91<br>1-1 ① G4-3 | | D FC 89<br>C FC 88<br>D FC 88<br>X FF 93<br>2-1 5 1B; 1-2; 1B | 4 | 0 | 1 | 0 | 0 | 0 | 0 |
| 5 Albert Pujols, R (1, 3)<br>OBP: 0.432, SLG: 0.692 | B FF 90<br>B FF 91<br>S FF 90<br>B FF 92<br>F CH 83<br>X FF 93<br>3-2 ③ F8 | | | B SL 81<br>F FF 91<br>T FF 92<br>B SL 82<br>F CH 83<br>X FF 93<br>2-2 ② F8 | | | C FF 97<br>B SL 89<br>B FF 97<br>X FF 96<br>2-1 ② G4-3 | | C SL 85<br>F SL 86<br>X FF 95<br>0-2 16 G4-6-3; 1-3; 2-H; 1B | 4 | 0 | 1 | 1 | 0 | 0 | 0 |
| 16 Chris Duncan, L (1, 7)<br>OBP: 0.372, SLG: 0.500 | | B FF 87<br>C CH 79<br>S CH 80<br>S CH 81<br>1-3 ① K | | C FF 92<br>B CH 82<br>B CH 82<br>X CH 82<br>2-1 ③ G3 | | | S SI 97<br>S CH 86<br>X CH 85<br>0-2 2B | | X SI 93<br>0-0 ② ③ G4-6-3; 1-2f | 4 | 0 | 1 | 0 | 0 | 1 | 2 |
| 4 Yadier Molina, R (1, 2)<br>OBP: 0.375, SLG: 0.443 | | F FF 89<br>F FF 89<br>B SL 82<br>X FF 91<br>1-2 ② G6-3 | | | B SL 81<br>B SL 79<br>B FF 91<br>C FF 89<br>S FF 90<br>X FF 89<br>3-2 ① G1-6-3 | | S SI 91<br>D FF 95<br>X SL 92<br>1-1 ③ G3 | | | 3 | 0 | 0 | 0 | 0 | 0 | 1 |
| 28 Colby Rasmus, L (1, 8)<br>OBP: 0.346, SLG: 0.352 | | F FF 89<br>B FF 89<br>F CH 81<br>B FF 90<br>X SI 91<br>2-2 3 PO; 1B | | | F CH 82<br>B FF 92<br>X CH 84<br>1-1 ② F7 | | | C FF 90<br>F FF 90<br>B FF 91<br>S CH 84<br>1-3 ① K2-3 | | 3 | 0 | 1 | 0 | 0 | 1 | 0 |
| 3 Khalil Greene, R (1, 6)<br>OBP: 0.302, SLG: 0.326 | | S SL 82<br>1 SAFE<br>D SL 81<br>1 SAFE<br>F FF 91<br>B SL 81<br>1 SAFE<br>1 SAFE<br>2-2 ③ PO; 1-2 | C FF 89<br>B SL 80<br>F FF 90<br>B SL 83<br>F FF 91<br>F SL 82<br>F SL 82<br>F FF 91<br>B FF 93<br>3-2 ① F9 | | C FF 92<br>S SL 83<br>X FF 94<br>0-2 ③ G4-3 | | | C FF 90<br>X CH 82<br>0-1 ② F7 | | 3 | 0 | 0 | 0 | 0 | 0 | 0 |
| 22 Joe Thurston, L (1, 5)<br>OBP: 0.347, SLG: 0.398 | | | X CH 83<br>0-0 ② G4-1 | | | B CH 80<br>S CH 81<br>F CH 83<br>S SL 80<br>1-3 ① K2-3 | | F CH 83<br>X CH 82<br>0-1 ③ L9 | | 3 | 0 | 0 | 0 | 0 | 1 | 0 |
| 35 Joel Pineiro, R (1, 1)<br>OBP: 0.250, SLG: 0.077<br>46 Kyle McClellan, R (7, 1)<br>34 Chris Perez, R (8, 1)<br>19 Nick Stavinoha, R (9, PH) | | | C FF 90<br>F FF 91<br>S SL 82<br>0-3 ③ K | | | B FF 92<br>C FF 91<br>S SL 80<br>S SL 81<br>1-3 ② K | | | C FF 94<br>S FF 95<br>B FF 95<br>F FF 95<br>F FF 95<br>B CH 86<br>X FF 94<br>2-2 ① F7 | 2<br>0<br>0<br>1 | 0<br>0<br>0<br>0 | 0<br>0<br>0<br>0 | 0<br>0<br>0<br>0 | 0<br>0<br>0<br>0 | 2<br>0<br>0<br>0 | 0<br>0<br>0<br>0 |
| Inning Stats | R: 0 E: 0 K: 0 S: 9<br>H: 0 LOB: 0 BB: 0 P: 15 | R: 0 E: 0 K: 1 S: 11<br>H: 1 LOB: 0 BB: 0 P: 17 | R: 0 E: 0 K: 1 S: 12<br>H: 0 LOB: 0 BB: 0 P: 15 | R: 1 E: 0 K: 0 S: 10<br>H: 1 LOB: 0 BB: 0 P: 17 | R: 0 E: 0 K: 0 S: 8<br>H: 0 LOB: 0 BB: 0 P: 12 | R: 0 E: 0 K: 3 S: 9<br>H: 0 LOB: 0 BB: 0 P: 12 | R: 0 E: 0 K: 0 S: 9<br>H: 1 LOB: 1 BB: 0 P: 13 | R: 0 E: 0 K: 1 S: 7<br>H: 0 LOB: 0 BB: 0 P: 8 | R: 1 E: 0 K: 0 S: 14<br>H: 3 LOB: 1 BB: 0 P: 21 | 1B: 4<br>2B: 1<br>3B: 0<br>HR: 1 | SF: 0<br>SAC: 0<br>DP: 1<br>HBP: 0 | | | | | WP: 0<br>PB: 0<br>SB: 0<br>CS: 0 | PA: 32 |

| | AB | 31 |
|---|---|---|
| | R | 2 |
| | H | 6 |
| | RBI | 2 |
| | BB | 0 |
| | SO | 6 |
| | LOB | 3 |

| PITCHER | | IP | WLS | BF | H | R | ER | SO | BB | IBB | HBP | BLK | WP | HR | S | P | ERA | WHIP |
|---|---|---|---|---|---|---|---|---|---|---|---|---|---|---|---|---|---|---|
| 49 Ross Ohlendorf, R<br>ERA: 3.77 | (1, 1) | 6.0 | W | 19 | 2 | 1 | 1 | 5 | 0 | 0 | 0 | 0 | 0 | 1 | 59 | 88 | 1.50 | 0.333 |
| 30 Tyler Yates, R<br>ERA: 7.94 | (7, 1) | 1.0 | | 4 | 1 | 0 | 0 | 0 | 0 | 0 | 0 | 0 | 0 | 0 | 9 | 13 | 0.00 | 1.000 |
| 34 John Grabow, L<br>ERA: 5.74 | (8, 1) | 1.0 | | 3 | 0 | 0 | 0 | 1 | 0 | 0 | 0 | 0 | 0 | 0 | 7 | 8 | 0.00 | 0.000 |
| 43 Jesse Chavez, R<br>ERA: 2.84 | (9, 1) | 0.1 | | 3 | 2 | 1 | 1 | 0 | 0 | 0 | 0 | 0 | 0 | 0 | 10 | 17 | 27.00 | 6.000 |
| 55 Matt Capps, R<br>ERA: 6.3 | (9, 1) | 0.2 | S | 2 | 1 | 0 | 0 | 0 | 0 | 0 | 0 | 0 | 0 | 0 | 4 | 4 | 0.00 | 1.500 |

| PITCHER | IP | WLS | BF | H | R | ER | SO | BB | IBB | HBP | BLK | WP | HR | S | P | ERA | WHIP |
|---|---|---|---|---|---|---|---|---|---|---|---|---|---|---|---|---|---|

| Batter | 1 | 2 | 3 | 4 | 5 | 6 | 7 | 8 | 9 | AB | R | H | RBI | BB | SO | LOB |
|---|---|---|---|---|---|---|---|---|---|---|---|---|---|---|---|---|
| 3 Nyjer Morgan, L (1, 7)<br>OBP: 0.373, SLG: 0.364 | B FF 90<br>C FF 90<br>B FF 89<br>B SI 89<br>C FF 90<br>X FF 90<br>3-2 ① **G4-3** | C CU 76<br>B FF 90<br>X FF 89<br>1-1 ③ **FC4-6**<br>**1-2f** | | C CU 77<br>F FF 90<br>D SL 83<br>B CH 84<br>B FF 89<br>X CU 77<br>3-2 ③ **G1-3** | | C CH 84<br>X FF 89<br>0-1 12 1B<br>**2-H**<br>**3-H** 1B | | | | 4 | 0 | 1 | 2 | 0 | 0 | 3 |
| 12 Freddy Sanchez, R (1, 4)<br>OBP: 0.365, SLG: 0.535 | X FF 90<br>0-0 13 G3 25 2B 2B | | B SI 88<br>C SI 89<br>B SL 83<br>C SI 89<br>B SL 82<br>X SI 89<br>3-2 ① **G6-3** | | C SI 88<br>X SI 88<br>0-1 ① **G5-3** | B SI 88<br>C SI 87<br>X SI 88<br>1-1<br>**1-3** 1B | | | | 4 | 1 | 2 | 0 | 0 | 0 | 0 |
| 13 Nate McLouth, L (1, 8)<br>OBP: 0.367, SLG: 0.462 | B SI 90<br>B SI 90<br>F FF 90<br>B FF 91<br>F FF 89<br>F FF 90<br>X CU 79<br>3-2 ② **G3**<br>**2-3** | | C SI 88<br>B FF 89<br>X FF 89<br>1-1 ② **L8** | | X CU 77<br>0-0 ② **L3** | C FF 89<br>B FF 89<br>C FF 89<br>X FF 88<br>1-2 ③ **P4** | | | | 4 | 0 | 0 | 0 | 0 | 0 | 3 |
| 25 Adam LaRoche, L (1, 3)<br>OBP: 0.313, SLG: 0.467 | S CU 79<br>X CU 78<br>0-1 23 FC5<br>**3-H** 2B | | C SI 88<br>X CH 83<br>0-1 2B | | C CU 76<br>B FF 88<br>X FF 88<br>1-1 ③ **P6** | | X SI 92<br>0-0 ① **F7** | | | 4 | 0 | 2 | 1 | 0 | 0 | 0 |
| 23 Robinzon Diaz, R (1, 2)<br>OBP: 0.379, SLG: 0.536 | B SI 89<br>F FF 88<br>B FF 89<br>F FF 90<br>X SL 84<br>2-2 ③ **FC5**<br>**2-3** | | X SL 83<br>0-0 ③ **F8** | | | C FF 87<br>B FF 86<br>F FF 86<br>H FF 86<br>2-2 15 1B 44 FC4-6 HBP | C SI 91<br>X SL 86<br>0-1 ② **G6-3** | | | 3 | 1 | 0 | 0 | 0 | 0 | 2 |
| 15 Andy LaRoche, R (1, 5)<br>OBP: 0.331, SLG: 0.363 | | C FF 88<br>X SI 88<br>0-1 ① **G6-3** | | B SI 88<br>X FF 87<br>1-0 ① **G6-3** | | X SL 83<br>0-0 44 FC4-6<br>**1-3** 1B | C SI 92<br>F SL 86<br>S CU 76<br>0-3 ③ **K** | | | 4 | 0 | 1 | 0 | 0 | 1 | 0 |
| 44 Brandon Moss, L (1, 9)<br>OBP: 0.260, SLG: 0.319 | | X SI 88<br>0-0 2 1B 1B | | C CU 75<br>C FF 88<br>X CU 77<br>0-2 2 2B 2B | | B SI 84<br>X SI 89<br>1-0 ① **FC4-6** 16 G3 2 1B 3 1B<br>**1-2f**<br>**3-H** | | B FF 94<br>F FF 94<br>F FF 94<br>C FF 95<br>1-3 ① **K** | | 4 | 2 | 2 | 1 | 0 | 1 | 1 |
| 2 Jack Wilson, R (1, 6)<br>OBP: 0.322, SLG: 0.345 | | C SI 88<br>B FF 88<br>B SI 88<br>X SI 89<br>2-1 3 FC4-6<br>**1-2** 1B | | C SI 83<br>X SI 89<br>0-1 49 G5-3<br>**2-H** 2B | | 1 SAFE<br>F FF 87<br>1 SAFE<br>X SL 85<br>0-1 16 G3 3 1B<br>**1-2** 1B | | X FF 94<br>0-0 ② **P5** | | 4 | 1 | 3 | 1 | 0 | 0 | 0 |
| 49 Ross Ohlendorf, R (1, 1)<br>OBP: 0.067, SLG: 0.067<br>16 Eric Hinske, L (6, PH)<br>OBP: 0.328, SLG: 0.321<br>30 Tyler Yates, R (7, 1)<br>34 John Grabow, L (8, 1)<br>18 Craig Monroe, R (8, PH)<br>OBP: 0.256, SLG: 0.405<br>43 Jesse Chavez, R (9, 1)<br>55 Matt Capps, R (9, 1) | M SI 89<br>B SI 89<br>M SI 89<br>M SL 84<br>1-3 ② **K** | | S FF 87<br>B SI 89<br>X FF 88<br>1-1 ② **G5-3**<br>**2-3** | | | F FF 87<br>D SI 89<br>X FF 89<br>1-1 ② **G3**<br>**1-2**<br>**2-3** | | C SL 83<br>S SL 82<br>X SL 84<br>0-2 ③ **F8** | | 2<br>1<br>0<br>0<br>1<br>0<br>0<br>0 | 0<br>0<br>0<br>0<br>0<br>0<br>0<br>0 | 0<br>0<br>0<br>0<br>0<br>0<br>0<br>0 | 0<br>0<br>0<br>0<br>0<br>0<br>0<br>0 | 0<br>0<br>0<br>0<br>0<br>0<br>0<br>0 | 1<br>0<br>0<br>0<br>0<br>0<br>0<br>0 | 3<br>2<br>0<br>0<br>0<br>0<br>0<br>0 |
| Inning Stats | R: 1 H: 2<br>E: 0 LOB: 1<br>K: 0 BB: 0<br>S: 13 P: 21 | R: 0 H: 2<br>E: 0 LOB: 2<br>K: 1 BB: 0<br>S: 10 P: 14 | R: 0 H: 1<br>E: 0 LOB: 1<br>K: 0 BB: 0<br>S: 8 P: 12 | R: 1 H: 2<br>E: 0 LOB: 1<br>K: 0 BB: 0<br>S: 11 P: 16 | R: 0 H: 0<br>E: 0 LOB: 0<br>K: 0 BB: 0<br>S: 5 P: 6 | R: 3 H: 4<br>E: 0 LOB: 2<br>K: 0 BB: 0<br>S: 15 P: 21 | R: 0 H: 0<br>E: 0 LOB: 0<br>K: 1 BB: 0<br>S: 6 P: 6 | R: 0 H: 0<br>E: 0 LOB: 0<br>K: 1 BB: 0<br>S: 7 P: 8 | | 1B: 6 SF: 0<br>2B: 5 SAC: 0<br>3B: 0 DP: 0<br>HR: 0 HBP: 1 | | | | WP: 0 PA: 36<br>PB: 0<br>SB: 0<br>CS: 0 | | |

| PITCHER | | IP | WLS | BF | H | R | ER | SO | BB | IBB | HBP | BLK | WP | HR | S | P | ERA | WHIP |
|---|---|---|---|---|---|---|---|---|---|---|---|---|---|---|---|---|---|---|
| 35 Joel Pineiro, R<br>ERA: 4.17 | (1, 1) | 6.0 | L | 30 | 11 | 5 | 5 | 1 | 0 | 0 | 1 | 0 | 0 | 0 | 62 | 90 | 7.50 | 1.833 |
| 46 Kyle McClellan, R<br>ERA: 3.07 | (7, 1) | 1.0 | | 3 | 0 | 0 | 0 | 1 | 0 | 0 | 0 | 0 | 0 | 0 | 6 | 6 | 0.00 | 0.000 |
| 34 Chris Perez, R<br>ERA: 2.61 | (8, 1) | 1.0 | | 3 | 0 | 0 | 0 | 1 | 0 | 0 | 0 | 0 | 0 | 0 | 7 | 8 | 0.00 | 0.000 |

| PITCHER | IP | WLS | BF | H | R | ER | SO | BB | IBB | HBP | BLK | WP | HR | S | P | ERA | WHIP |
|---|---|---|---|---|---|---|---|---|---|---|---|---|---|---|---|---|---|

# BOTTOM

## Cardinals @ Pittsburgh Pirates

PNC Park, Pittsburgh, PA

Wed May 13 2009, 7:05 PM EDT

Att. 10,494 - Cloudy - 71 F

livebaseballscorecards.com

| | |
|---|---|
| AB | 35 |
| R | 5 |
| H | 11 |
| RBI | 5 |
| BB | 0 |
| SO | 3 |
| LOB | 14 |

# St. Louis Cardinals @ Pittsburgh Pirates

PNC Park, Pittsburgh, PA

Thu May 14 2009, 7:05 PM EDT

Att. 12,347 - Cloudy - 72 F

TOP

livebaseballscorecards.com

| Batter | 1 | 2 | 3 | 4 | 5 | 6 | 7 | 8 | 9 | AB | R | H | RBI | BB | SO | LOB |
|---|---|---|---|---|---|---|---|---|---|---|---|---|---|---|---|---|
| 55 Skip Schumaker, L (1, 4) (8, 9)<br>OBP: 0.374, SLG: 0.438 | B SI 88<br>C SI 86<br>X CH 77<br>1-1<br>E3<br>33<br>G4-6-3 | | C CU 68<br>F CU 68<br>X FF 90<br>0-2<br>33<br>G5-3<br>1B | | L SI 89<br>X SI 89<br>0-1<br>5<br>G6-4-3<br>2-3<br>1B | | | C FF 91<br>X CU 78<br>0-1<br>5<br>WP<br>33<br>1B<br>5<br>1B<br>1B | | 4 | 1 | 3 | 0 | 0 | 0 | 0 |
| 33 Shane Robinson, R (1, 9) (8, 7)<br>OBP: 0.235, SLG: 0.313 | B SI 88<br>F SI 86<br>1 SAFE<br>X SL 77<br>1-1 ① ②<br>G4-6-3<br>1-2f | | C CU 67<br>X SL 77<br>0-1 ①<br>G5-3<br>1-2 | | B SL 76<br>S CU 68<br>X CU 75<br>1-1 ①<br>SF7<br>3-H | | | X FF 92<br>0-0<br>5<br>WP<br>5<br>1B<br>1-2<br>1B | | 3 | 1 | 1 | 1 | 0 | 0 | 2 |
| 5 Albert Pujols, R (1, 3)<br>OBP: 0.428, SLG: 0.677 | C SL 77<br>B FF 92<br>S CU 72<br>B SI 90<br>X CU 70<br>2-2 ③<br>G5-3 | | B FF 90<br>F CH 76<br>X CU 70<br>1-1 ②<br>F8 | | F CU 72<br>1 SAFE<br>C SL 76<br>B SI 88<br>B CU 71<br>X SL 76<br>2-2 ② ③<br>G6-4-3<br>1-2f | | | C CU 79<br>T CU 81<br>B CU 83<br>X CU 82<br>1-2<br>28<br>L9-6<br>23<br>S<br>1-H<br>2-H<br>1B | | 4 | 0 | 1 | 2 | 0 | 0 | 2 |
| 16 Chris Duncan, L (1, 7)<br>OBP: 0.364, SLG: 0.487<br>23 Brian Barden, R (8, PH) (8, 5)<br>OBP: 0.339, SLG: 0.482 | | B SI 89<br>C CH 76<br>C CU 68<br>S CH 79<br>1-3 ①<br>K | C CU 69<br>X FF 89<br>0-1 ③<br>F8 | | | C CH 76<br>B CU 71<br>X CH 76<br>1-1 ①<br>G4-3 | | C SI 90<br>S CH 83<br>B CH 83<br>S SI 91<br>1-3 ①<br>K<br>1-2 | | 3<br>1 | 0<br>0 | 0<br>0 | 0<br>0 | 0<br>0 | 1<br>1 | 1<br>1 |
| 4 Yadier Molina, R (1, 2)<br>OBP: 0.379, SLG: 0.440 | | B FF 89<br>B CU 74<br>C SI 87<br>B SI 87<br>F SI 86<br>X FF 88<br>3-2<br>28<br>HR<br>1B | C SL 75<br>X CU 75<br>0-1 ①<br>G6-3 | | | C CU 74<br>B FF 89<br>F CU 67<br>X CU 74<br>1-2 ②<br>F9 | | I IN 67<br>I IN 70<br>I IN 69<br>I IN 65<br>4-0<br>IBB | | 3 | 1 | 1 | 0 | 1 | 0 | 0 |
| 28 Colby Rasmus, L (1, 8)<br>OBP: 0.343, SLG: 0.379 | | X SI 90<br>0-0<br>1-H<br>HR | B CU 70<br>X CH 75<br>1-0 ②<br>F8 | | | B FF 90<br>X FF 88<br>1-0 ③<br>G3 | | D SL 81<br>S SL 80<br>X SL 80<br>1-1 ② ③<br>L9-6<br>2-2 | | 4 | 1 | 1 | 2 | 0 | 0 | 2 |
| 27 Tyler Greene, R (1, 6)<br>OBP: 0.296, SLG: 0.423 | | C SL 78<br>B CU 68<br>B FF 88<br>B FF 88<br>F FF 89<br>X FF 88<br>3-2<br>1B | B FF 88<br>F FF 88<br>X CU 70<br>1-1<br>22<br>S<br>1B | | | | B FF 92<br>F FC 88<br>C FF 93<br>B CU 81<br>B FF 92<br>X FF 91<br>3-2 ①<br>F9 | | F FF 94<br>F FF 94<br>B FC 89<br>B FC 89<br>X FF 95<br>2-2 ①<br>F9 | 4 | 0 | 2 | 0 | 0 | 0 | 0 |
| 22 Joe Thurston, L (1, 5) (8, 4)<br>OBP: 0.333, SLG: 0.380 | | C CH 76<br>1 SAFE<br>1 SAFE<br>X FF 90<br>0-1 ②<br>P2 | B CH 76<br>1 SAFE<br>S CH 75<br>X CH 76<br>1-1 ③<br>F9<br>1-2 | | | | B FF 94<br>C CU 76<br>F CH 84<br>B FF 95<br>F CU 78<br>F CU 80<br>S CU 80<br>2-3 ②<br>K2-3 | | X CH 86<br>0-0 ②<br>G4-3 | 4 | 0 | 0 | 0 | 0 | 1 | 2 |
| 41 Mitchell Boggs, R (1, 1)<br>OBP: 0.125, SLG: 0.250<br>43 Trever Miller, R (5, 1)<br>46 Kyle McClellan, R (6, 1)<br>36 Dennys Reyes, R (7, 1)<br>34 Chris Perez, R (8, 1)<br>19 Nick Stavinoha, R (9, PH)<br>31 Ryan Franklin, R (9, 1) | | C FF 89<br>B FF 89<br>F FF 88<br>B CU 70<br>S CU 75<br>2-3 ③<br>K | | | X FF 87<br>0-0<br>55<br>1B<br>33<br>SF7<br>2B | | S FC 89<br>C FF 90<br>S CU 82<br>0-3 ③<br>K | | F FC 90<br>X FC 89<br>0-1 ③<br>F7 | 2<br>0<br>1<br>0<br>0<br>1<br>0 | 1<br>0<br>0<br>0<br>0<br>0<br>0 | 1<br>0<br>0<br>0<br>0<br>0<br>0 | 0<br>0<br>0<br>0<br>0<br>0<br>0 | 0<br>0<br>0<br>0<br>0<br>0<br>0 | 1<br>0<br>1<br>0<br>0<br>0<br>0 | 1<br>0<br>0<br>0<br>0<br>0<br>0 |
| Inning Stats | R: 0<br>E: 1<br>K: 0<br>S: 7<br>H: 0<br>LOB: 0<br>BB: 0<br>P: 11 | R: 2<br>E: 0<br>K: 2<br>S: 15<br>H: 3<br>LOB: 1<br>BB: 0<br>P: 24 | R: 0<br>E: 0<br>K: 0<br>S: 9<br>H: 1<br>LOB: 1<br>BB: 0<br>P: 10 | R: 0<br>E: 0<br>K: 0<br>S: 7<br>H: 1<br>LOB: 1<br>BB: 0<br>P: 10 | R: 1<br>E: 0<br>K: 0<br>S: 8<br>H: 2<br>LOB: 0<br>BB: 0<br>P: 11 | R: 0<br>E: 0<br>K: 0<br>S: 6<br>H: 0<br>LOB: 0<br>BB: 0<br>P: 9 | R: 0<br>E: 0<br>K: 2<br>S: 11<br>H: 0<br>LOB: 0<br>BB: 0<br>P: 16 | R: 2<br>E: 0<br>K: 1<br>S: 11<br>H: 3<br>LOB: 1<br>BB: 1<br>P: 18 | R: 0<br>E: 0<br>K: 0<br>S: 6<br>H: 0<br>LOB: 0<br>BB: 0<br>P: 8 | 1B: 8<br>2B: 2<br>3B: 0<br>HR: 1<br>SF: 1<br>SAC: 0<br>DP: 3<br>HBP: 0 | | | | | | |

| | AB | 34 |
|---|---|---|
| | R | 5 |
| | H | 10 |
| | RBI | 5 |
| | BB | 1 |
| | SO | 5 |
| | LOB | 11 |

WP: 1 PA: 36
PB: 0
SB: 2
CS: 0

| PITCHER | | IP | WLS | BF | H | R | ER | SO | BB | IBB | HBP | BLK | WP | HR | S | P | ERA | WHIP |
|---|---|---|---|---|---|---|---|---|---|---|---|---|---|---|---|---|---|---|
| 27 Jeff Karstens, R<br>ERA: 5.06 | (1, 1) | 6.0 | L | 24 | 7 | 3 | 3 | 2 | 0 | 0 | 0 | 0 | 0 | 1 | 52 | 75 | 4.50 | 1.167 |
| 47 Evan Meek, R<br>ERA: 4.22 | (7, 1) | 1.0 | | 6 | 3 | 2 | 2 | 2 | 0 | 0 | 0 | 0 | 1 | 0 | 17 | 23 | 18.00 | 3.000 |
| 17 Sean Burnett, L<br>ERA: 2.93 | (8, 1) | 1.0 | | 3 | 0 | 0 | 0 | 1 | 0 | 1 | 0 | 0 | 0 | 0 | 5 | 11 | 0.00 | 0.000 |
| 43 Jesse Chavez, R<br>ERA: 2.63 | (9, 1) | 1.0 | | 3 | 0 | 0 | 0 | 0 | 0 | 0 | 0 | 0 | 0 | 0 | 6 | 8 | 0.00 | 0.000 |

| PITCHER | IP | WLS | BF | H | R | ER | SO | BB | IBB | HBP | BLK | WP | HR | S | P | ERA | WHIP |
|---|---|---|---|---|---|---|---|---|---|---|---|---|---|---|---|---|---|

# BOTTOM

## St. Louis Cardinals @ Pittsburgh Pirates

PNC Park, Pittsburgh, PA

Thu May 14 2009, 7:05 PM EDT

Att. 12,347 - Cloudy - 72 F

livebaseballscorecards.com

| Batter | 1 | 2 | 3 | 4 | 5 | 6 | 7 | 8 | 9 | AB | R | H | RBI | BB | SO | LOB |
|---|---|---|---|---|---|---|---|---|---|---|---|---|---|---|---|---|
| 3 Nyjer Morgan, L (1, 7) OBP: 0.387, SLG: 0.370 | B FF 90<br>B FF 92<br>C FF 93<br>B SL 92<br>C FF 92<br>F FF 93<br>F FF 92<br>B FF 93<br>4-2<br>12<br>1B<br>BB | | C CH 90<br>S SL 81<br>B SL 79<br>F FF 93<br>D SL 79<br>F SI 91<br>F FF 92<br>B FF 92<br>F SI 92<br>3-2<br>X SI 93<br>12<br>1B<br>1B | | B CH 91<br>C SI 92<br>B FF 92<br>B SI 93<br>C FF 92<br>X FF 90<br>3-2<br>13<br>BLK<br>12<br>1B<br>1B | | B SI 90<br>F SI 91<br>B CU 74<br>B SL 86<br>B SI 90<br>4-1<br>12<br>G1-4-3<br>BB | | C CU 77<br>B CU 76<br>X FF 90<br>1-1<br>②<br>G3-1 | 3 | 0 | 2 | 0 | 2 | 0 | 0 |
| 12 Freddy Sanchez, R (1, 4) OBP: 0.373, SLG: 0.538 | 1 SAFE<br>C FF 92<br>1 SAFE<br>1 SAFE<br>F FF 91<br>1 SAFE<br>B SL 80<br>F SL 78<br>F FF 92<br>1-2<br>X SL 79<br>1-2<br>1B | | B SI 91<br>1 SAFE<br>B FF 91<br>X FF 91<br>2-0<br>13<br>G3-6-3<br>1-2<br>1B | | 1 SAFE<br>C SL 78<br>B SL 76<br>B SI 92<br>X FF 92<br>2-1<br>13<br>BLK<br>1-2<br>1B | | B SL 88<br>F SL 85<br>1 SAFE<br>X SL 88<br>1-1<br>①<br>②<br>G1-4-3<br>1-2f | | C FF 91<br>C FC 90<br>F FF 91<br>X SI 92<br>0-2<br>③<br>G3-1 | 5 | 0 | 3 | 0 | 0 | 0 | 1 |
| 13 Nate McLouth, L (1, 8) OBP: 0.371, SLG: 0.458 | B SI 91<br>B SI 92<br>C SI 93<br>B SI 93<br>F FF 93<br>X FF 93<br>3-2<br>①<br>P6 | | B SI 91<br>B FF 92<br>F SL 80<br>X SI 91<br>2-1<br>②<br>③<br>G3-6-3<br>1-2f | | B SL 78<br>B SL 78<br>F FF 93<br>B CH 80<br>B SL 79<br>4-1<br>1-2<br>2-3<br>BB | | B SI 88<br>S CH 83<br>B CH 84<br>X SI 90<br>2-1<br>1B | | | 3 | 0 | 1 | 0 | 1 | 0 | 4 |
| 25 Adam LaRoche, L (1, 3) OBP: 0.312, SLG: 0.476 | F FF 93<br>B FF 92<br>F FF 92<br>S SL 81<br>1-3<br>②<br>K | | | F CH 88<br>B SL 82<br>X SL 81<br>1-1<br>23<br>1B<br>3B | B SL 78<br>X SL 76<br>1-0<br>②<br>P5 | | 1 SAFE<br>B CH 84<br>S SL 84<br>B CH 83<br>F CH 84<br>F CH 83<br>1 SAFE<br>1 SAFE<br>1 SAFE<br>2-3<br>S CH 79<br>③<br>K | | | 4 | 1 | 1 | 0 | 0 | 2 | 6 |
| 23 Robinzon Diaz, R (1, 2) OBP: 0.364, SLG: 0.500 | X FF 93<br>0-0<br>③<br>G5-3 | | | X CH 90<br>0-0<br>16<br>1B<br>3-H<br>1B | F SL 78<br>B SL 76<br>B FF 87<br>F CH 83<br>B SL 79<br>X SL 78<br>3-2<br>③<br>F8 | | | C SI 89<br>X CH 84<br>0-1<br>①<br>F8 | | 4 | 0 | 1 | 1 | 0 | 0 | 5 |
| 16 Eric Hinske, L (1, 5) OBP: 0.344, SLG: 0.339<br>15 Andy LaRoche, R (8, PH) (9, 5) OBP: 0.328, SLG: 0.359 | | C CH 89<br>B SL 76<br>X CH 90<br>1-1<br>①<br>F8 | | D CH 90<br>S SI 91<br>X SI 91<br>1-1<br>①<br>44<br>1B<br>1-3<br>1B | | X SL 77<br>0-0<br>1B | | B SI 89<br>F SI 89<br>F CH 83<br>S CH 85<br>1-3<br>②<br>K | | 3<br>1 | 0<br>0 | 2<br>0 | 0<br>0 | 0<br>1 | 0<br>0 | 0<br>0 |
| 44 Brandon Moss, L (1, 9) OBP: 0.269, SLG: 0.337 | | B CH 90<br>X FF 91<br>1-0<br>②<br>F7 | | D SL 81<br>B CH 91<br>X SI 92<br>2-0<br>2<br>G5-4-3<br>1-3<br>1B | | F SL 77<br>S SI 86<br>F SI 87<br>F SL 75<br>S SL 74<br>0-3<br>①<br>K | | X CH 84<br>0-0<br>2B | | 4 | 0 | 2 | 0 | 0 | 1 | 1 |
| 2 Jack Wilson, R (1, 6) OBP: 0.302, SLG: 0.322 | | C SL 89<br>X CH 90<br>0-1<br>③<br>P2 | | C SL 79<br>X SI 92<br>0-1<br>②<br>③<br>G5-4-3<br>1-2f | | L SL 86<br>X SL 87<br>0-1<br>②<br>P4 | | B SL 82<br>X FF 93<br>1-0<br>③<br>F8 | | 4 | 0 | 0 | 0 | 0 | 0 | 4 |
| 27 Jeff Karstens, R (1, 1)<br>24 Delwyn Young, S (6, PH) OBP: 0.417, SLG: 0.476<br>47 Evan Meek, R (7, 1)<br>17 Sean Burnett, L (8, 1)<br>43 Jesse Chavez, R (9, 1)<br>5 Ramón Vázquez, L (9, PH) OBP: 0.329, SLG: 0.179 | | | B SL 88<br>C FF 90<br>X SL 89<br>1-1<br>①<br>P3 | | B CH 88<br>C FF 90<br>B CH 89<br>X SL 90<br>2-1<br>①<br>G1-3 | C CU 75<br>C CU 75<br>S CU 76<br>0-3<br>③<br>K | | | C CU 76<br>B FF 89<br>X CU 77<br>1-1<br>①<br>G4-3 | 2<br>1<br>0<br>0<br>0<br>1 | 0<br>0<br>0<br>0<br>0<br>0 | 0<br>0<br>0<br>0<br>0<br>0 | 0<br>0<br>0<br>0<br>0<br>0 | 0<br>1<br>0<br>0<br>0<br>0 | 0<br>1<br>0<br>0<br>0<br>0 | 0<br>1<br>0<br>0<br>0<br>0 |
| Inning Stats | R: 0<br>E: 0<br>K: 1<br>S: 16<br>H: 1<br>LOB: 2<br>BB: 1<br>P: 25 | R: 0<br>E: 0<br>K: 0<br>S: 5<br>H: 0<br>LOB: 0<br>BB: 0<br>P: 7 | R: 0<br>E: 0<br>K: 0<br>S: 12<br>H: 2<br>LOB: 1<br>BB: 0<br>P: 20 | R: 1<br>E: 0<br>K: 0<br>S: 8<br>H: 4<br>LOB: 1<br>BB: 0<br>P: 12 | R: 0<br>E: 0<br>K: 0<br>S: 12<br>H: 2<br>LOB: 3<br>BB: 1<br>P: 27 | R: 0<br>E: 0<br>K: 2<br>S: 11<br>H: 1<br>LOB: 1<br>BB: 0<br>P: 11 | R: 0<br>E: 0<br>K: 1<br>S: 9<br>H: 1<br>LOB: 1<br>BB: 1<br>P: 18 | R: 0<br>E: 0<br>K: 1<br>S: 7<br>H: 1<br>LOB: 1<br>BB: 0<br>P: 9 | R: 0<br>E: 0<br>K: 0<br>S: 8<br>H: 0<br>LOB: 0<br>BB: 0<br>P: 10 | 1B: 10<br>2B: 1<br>3B: 1<br>HR: 0 | SF: 0<br>SAC: 0<br>DP: 3<br>HBP: 0 | WP: 0<br>PB: 0<br>SB: 0<br>CS: 0 | PA: 38 | | | |

| PITCHER | | IP | WLS | BF | H | R | ER | SO | BB | IBB | HBP | BLK | WP | HR | S | P | ERA | WHIP |
|---|---|---|---|---|---|---|---|---|---|---|---|---|---|---|---|---|---|---|
| 41 Mitchell Boggs, R<br>ERA: 3.22 | (1, 1) | 4.1 | | 21 | 9 | 1 | 1 | 1 | 2 | 0 | 0 | 1 | 0 | 0 | 49 | 83 | 2.08 | 2.538 |
| 43 Trever Miller, L<br>ERA: 3.38 | (5, 1) | 1.0 | W | 4 | 1 | 0 | 0 | 1 | 0 | 0 | 0 | 0 | 0 | 0 | 10 | 14 | 0.00 | 1.000 |
| 46 Kyle McClellan, R<br>ERA: 2.81 | (6, 1) | 1.1 | H | 4 | 0 | 0 | 0 | 1 | 1 | 0 | 0 | 0 | 0 | 0 | 8 | 13 | 0.00 | 0.750 |
| 36 Dennys Reyes, L<br>ERA: 3.97 | (7, 1) | 1.0 | H | 5 | 2 | 0 | 0 | 2 | 0 | 0 | 0 | 0 | 0 | 0 | 12 | 17 | 0.00 | 2.000 |
| 34 Chris Perez, R<br>ERA: 2.53 | (8, 1) | 0.1 | | 1 | 0 | 0 | 0 | 0 | 0 | 0 | 0 | 0 | 0 | 0 | 1 | 2 | 0.00 | 0.000 |

| PITCHER | | IP | WLS | BF | H | R | ER | SO | BB | IBB | HBP | BLK | WP | HR | S | P | ERA | WHIP |
|---|---|---|---|---|---|---|---|---|---|---|---|---|---|---|---|---|---|---|
| 31 Ryan Franklin, R<br>ERA: 1.15 | (9, 1) | 1.0 | | 3 | 0 | 0 | 0 | 0 | 0 | 0 | 0 | 0 | 0 | 0 | 8 | 10 | 0.00 | 0.000 |

| | |
|---|---|
| AB | 35 |
| R | 1 |
| H | 12 |
| RBI | 1 |
| BB | 3 |
| SO | 5 |
| LOB | 22 |

# Colorado Rockies @ Pittsburgh Pirates

PNC Park, Pittsburgh, PA

Fri May 15 2009, 7:05 PM EDT

Att. 17,179 - Clear - 78 F

TOP

livebaseballscorecards.com

| Batter | 1 | 2 | 3 | 4 | 5 | 6 | 7 | 8 | 9 | AB | R | H | RBI | BB | SO | LOB |
|---|---|---|---|---|---|---|---|---|---|---|---|---|---|---|---|---|
| 24 Dexter Fowler, S (1, 8)<br>OBP: 0.331, SLG: 0.375 | B FF 89<br>B FF 89<br>C SI 88<br>X SI 90<br>2-1 ① G4-3 | | B CU 73<br>X FF 88<br>1-0 ② F7 | | L SI 88<br>B CH 84<br>B CH 83<br>B SI 88<br>F SI 89<br>B SI 89<br>4-2 2 CS BB | | | 1 SAFE<br>C FF 96<br>1 SAFE<br>M FF 96<br>X SL 91<br>0-2 1-3 1B | 1 SAFE<br>C FF 92<br>S FF 92<br>X FF 92<br>0-2 ③ 1-H 1B | 4 | 0 | 2 | 0 | 1 | 0 | 0 |
| 2 Troy Tulowitzki, R (1, 6)<br>OBP: 0.349, SLG: 0.472 | C FF 91<br>B CU 74<br>X FF 89<br>1-1 17 S 1B | | B SI 88<br>X CH 83<br>1-0 17 1B 2B | | B SI 89<br>1 SAFE<br>1 SAFE<br>S CU 73<br>B CH 85<br>S CU 73<br>S CU 76<br>2-3 ②③ K 1-2 | | | C FF 96<br>X FF 96<br>0-1 ① F7-4-6 3-3 | | 4 | 0 | 2 | 0 | 0 | 1 | 3 |
| 17 Todd Helton, L (1, 3)<br>OBP: 0.398, SLG: 0.525 | B FF 90<br>B FF 90<br>X FF 90<br>2-0 ② F7 1-2 | | B CU 75<br>B CU 75<br>C SL 80<br>B SI 89<br>F SL 80<br>X SL 82<br>3-2 2-3 1B | | | X SL 80<br>0-0 ① F8 | | 1 SAFE<br>C FF 91<br>X FF 90<br>0-1 ③ F7 | | 4 | 0 | 1 | 0 | 0 | 0 | 2 |
| 27 Garrett Atkins, R (1, 5)<br>OBP: 0.265, SLG: 0.311<br>9 Ian Stewart, L (9, PH)<br>OBP: 0.304, SLG: 0.525 (9, 5) | C CU 74<br>B CU 73<br>B SI 91<br>D SI 86<br>X SI 90<br>3-1 ③ G5-3 | | X FF 90<br>0-0 ③ F9 | | | C CU 72<br>B SI 88<br>B CH 84<br>X SI 89<br>2-1 ② G6-3 | | | F FF 91<br>X FF 92<br>0-1 11 HR 2B | 3<br>1 | 0<br>1 | 0<br>1 | 0<br>0 | 0<br>0 | 0<br>0 | 3<br>0 |
| 11 Brad Hawpe, L (1, 9)<br>OBP: 0.437, SLG: 0.667 | | C FF 89<br>B CU 75<br>C CU 75<br>X FF 90<br>1-2 19 FC5-4 1B | | B SL 81<br>F FF 89<br>B SI 89<br>X SI 89<br>2-1 ① G6-3 | | F SI 90<br>B SL 80<br>S CU 73<br>B CU 75<br>B SL 82<br>C SI 90<br>3-3 ③ K | | | B SI 93<br>F FF 93<br>X FF 94<br>1-1 2-H HR | 4 | 1 | 2 | 2 | 0 | 1 | 0 |
| 19 Ryan Spilborghs, R (1, 7)<br>OBP: 0.331, SLG: 0.441 | | C SI 90<br>X SI 86<br>0-1 ① FC5-4 1-2f | | C CU 73<br>B CU 74<br>B SI 89<br>X CH 84<br>2-1 ② G5-3 | | | C SI 88<br>B CH 82<br>S CH 83<br>C CH 84<br>B SI 89<br>F CH 84<br>B FF 90<br>X SI 89<br>3-2 ① G1-4-3 | | C SL 85<br>B SL 84<br>B FF 92<br>F FF 91<br>X SL 83<br>2-2 20 G1 14 1B 1B | 4 | 1 | 1 | 0 | 0 | 0 | 1 |
| 20 Chris Iannetta, R (1, 2)<br>OBP: 0.364, SLG: 0.542 | | B FF 91<br>C CU 76<br>1 SAFE<br>B FF 90<br>X CH 85<br>2-1 ② F7 | | B SI 89<br>B FF 90<br>B SI 89<br>F SI 89<br>X FF 90<br>3-1 2B | | | B SI 88<br>F SI 89<br>C CU 74<br>B SI 88<br>X CU 75<br>2-2 ② G5-3 | | 1 SAFE<br>X FF 92<br>0-0 ① G1 1-2 | 4 | 0 | 1 | 0 | 0 | 0 | 2 |
| 12 Clint Barmes, R (1, 4)<br>OBP: 0.255, SLG: 0.378 | | 1 SAFE<br>C SI 89<br>B CH 84<br>1 SAFE<br>B SI 85<br>F FF 89<br>F SI 85<br>C SI 88<br>2-3 ③ K | | C CU 75<br>F CU 76<br>X FF 90<br>0-2 ③ P5 | | | S CH 85<br>X CH 85<br>0-1 ③ G4-3 | | B SL 83<br>F FF 92<br>B FF 92<br>X SL 84<br>2-1 ② F8 | 4 | 0 | 0 | 0 | 0 | 1 | 3 |
| 29 Jorge De La Rosa, L (1, 1)<br>OBP: 0.071, SLG: 0.071<br>7 Seth Smith, L (8, PH)<br>OBP: 0.469, SLG: 0.540<br>41 Alan Embree, L (8, 1)<br>14 Matt Murton, R (9, PH)<br>OBP: 0.278, SLG: 0.500<br>16 Huston Street, R (9, 1) | | | B CH 84<br>C CH 84<br>X FF 86<br>1-1 ① F8 | | C SI 86<br>B SI 88<br>S FF 88<br>F SL 80<br>C CU 74<br>1-3 ① K | | | C FF 96<br>B FF 95<br>S CH 86<br>X FF 97<br>1-2 24 1B 2 F7-4-6 1B | F FF 93<br>B SL 82<br>X SL 84<br>1-1 2-H 24 S 24 1B 1B | 2<br>1<br>0<br>1<br>0 | 0<br>0<br>0<br>0<br>0 | 0<br>1<br>0<br>1<br>0 | 0<br>0<br>0<br>1<br>0 | 0<br>0<br>0<br>0<br>0 | 1<br>0<br>0<br>0<br>0 | 0<br>0<br>0<br>0<br>0 |
| Inning Stats | R: 0<br>E: 0<br>K: 0<br>S: 7<br>H: 1<br>LOB: 1<br>BB: 0<br>P: 15 | R: 0<br>E: 0<br>K: 1<br>S: 11<br>H: 1<br>LOB: 1<br>BB: 0<br>P: 16 | R: 0<br>E: 0<br>K: 0<br>S: 8<br>H: 2<br>LOB: 2<br>BB: 0<br>P: 14 | R: 0<br>E: 0<br>K: 0<br>S: 9<br>H: 1<br>LOB: 1<br>BB: 0<br>P: 16 | R: 0<br>E: 0<br>K: 2<br>S: 9<br>H: 0<br>LOB: 0<br>BB: 1<br>P: 16 | R: 0<br>E: 0<br>K: 1<br>S: 6<br>H: 0<br>LOB: 0<br>BB: 0<br>P: 11 | R: 0<br>E: 0<br>K: 0<br>S: 10<br>H: 0<br>LOB: 0<br>BB: 0<br>P: 15 | R: 0<br>E: 0<br>K: 0<br>S: 10<br>H: 2<br>LOB: 1<br>BB: 0<br>P: 11 | R: 3<br>E: 0<br>K: 0<br>S: 15<br>H: 5<br>LOB: 2<br>BB: 0<br>P: 21 | 1B: 8<br>2B: 4<br>3B: 0<br>HR: 1<br>SF: 0<br>SAC: 0<br>DP: 1<br>HBP: 0 | | | | | | |

| | AB | 36 |
|---|---|---|
| | R | 3 |
| | H | 12 |
| | RBI | 3 |
| | BB | 1 |
| | SO | 4 |
| | LOB | 14 |

WP: 0 PB: 0 SB: 2 CS: 1 PA: 37

| PITCHER | | IP | WLS | BF | H | R | ER | SO | BB | IBB | HBP | BLK | WP | HR | S | P | ERA | WHIP |
|---|---|---|---|---|---|---|---|---|---|---|---|---|---|---|---|---|---|---|
| 28 Paul Maholm, L<br>ERA: 3.51 | (1, 1) | 7.0 | | 26 | 5 | 0 | 0 | 4 | 1 | 0 | 0 | 0 | 0 | 0 | 60 | 103 | 0.00 | 0.857 |
| 30 Tyler Yates, R<br>ERA: 7.5 | (8, 1) | 0.2 | H | 3 | 2 | 0 | 0 | 0 | 0 | 0 | 0 | 0 | 0 | 0 | 8 | 9 | 0.00 | 3.000 |
| 34 John Grabow, L<br>ERA: 5.63 | (8, 1) | 0.1 | H | 1 | 0 | 0 | 0 | 0 | 0 | 0 | 0 | 0 | 0 | 0 | 2 | 2 | 0.00 | 0.000 |
| 55 Matt Capps, R<br>ERA: 8.18 | (9, 1) | 1.0 | L | 7 | 5 | 3 | 3 | 0 | 0 | 0 | 0 | 0 | 0 | 1 | 15 | 21 | 27.00 | 5.000 |

| PITCHER | IP | WLS | BF | H | R | ER | SO | BB | IBB | HBP | BLK | WP | HR | S | P | ERA | WHIP |
|---|---|---|---|---|---|---|---|---|---|---|---|---|---|---|---|---|---|

| Batter | 1 | 2 | 3 | 4 | 5 | 6 | 7 | 8 | 9 | AB | R | H | RBI | BB | SO | LOB |
|---|---|---|---|---|---|---|---|---|---|---|---|---|---|---|---|---|
| 3 Nyjer Morgan, L (1, 7)<br>OBP: 0.384, SLG: 0.362 | B FF 90<br>C FF 90<br>X FF 94<br>1-1 ① F7 | | B FF 94<br>B FF 93<br>C FF 92<br>F FF 93<br>C FS 85<br>2-3 ③ K | | | L FS 82<br>S FC 82<br>B CU 75<br>S FS 82<br>1-3 ① K | | F FF 91<br>B SL 78<br>S SL 79<br>F SL 79<br>B SL 81<br>B SL 79<br>B FF 92<br>4-2 12 S BB | | 3 | 0 | 0 | 0 | 1 | 2 | 0 |
| 12 Freddy Sanchez, R (1, 4)<br>OBP: 0.363, SLG: 0.522 | B FF 92<br>C FF 91<br>F FF 93<br>F FS 85<br>C CU 77<br>1-3 ② K | | | B FF 93<br>F FS 84<br>S FS 83<br>F CU 77<br>S FS 85<br>1-3 ① K | | X FF 94<br>0-0 ② G4-3 | | 1 SAFE<br>1 SAFE<br>B FF 89<br>1 SAFE<br>C FF 91<br>X SL 79<br>1-1 ① G6-3<br>1-2 | | 4 | 0 | 0 | 0 | 0 | 2 | 1 |
| 13 Nate McLouth, L (1, 8)<br>OBP: 0.367, SLG: 0.450 | X FF 94<br>0-0 ③ G3-1 | | | C CU 74<br>X CU 76<br>0-1 ② G4-3 | | B FC 84<br>C FS 85<br>B FF 94<br>X FF 94<br>2-1 18 S 18 1B 1B | | B SL 79<br>B FF 91<br>B SL 79<br>X FF 91<br>3-0 ② P6 | | 4 | 1 | 1 | 0 | 0 | 0 | 1 |
| 18 Craig Monroe, R (1, 9)<br>OBP: 0.302, SLG: 0.450 | | F FF 91<br>F FF 94<br>S FC 84<br>0-3 ① K | | B CU 76<br>S FS 84<br>B FF 93<br>X FF 94<br>2-1 25 WP 2B | | B FS 83<br>S FS 84<br>X FC 86<br>1-1 1-H 1B | | I IN 77<br>I IN 77<br>I IN 76<br>I IN 76<br>4-0 IBB | | 3 | 0 | 2 | 1 | 1 | 1 | 0 |
| 25 Adam LaRoche, L (1, 3)<br>OBP: 0.310, SLG: 0.469 | | C FF 94<br>B FC 84<br>X FF 94<br>1-1 15 1B 1B | | F FF 94<br>B FC 88<br>D FC 86<br>S FS 85<br>F FS 80<br>B FS 86<br>X FS 86<br>3-2 ③ G3-1<br>2-3 | | B FC 84<br>F CU 76<br>F FF 95<br>D FC 85<br>F CU 78<br>B FS 82<br>S FF 95<br>3-3 ③ K | | S SL 81<br>F SL 79<br>B SL 79<br>F SL 80<br>X FF 93<br>1-2 ③ F7 | | 4 | 0 | 1 | 0 | 0 | 1 | 4 |
| 23 Robinzon Diaz, R (1, 2)<br>OBP: 0.378, SLG: 0.528 | | B FF 92<br>X FF 94<br>1-0 ② P4 | | | B FF 92<br>X FF 92<br>1-0 2 G5-3 1B | | B FF 92<br>B FF 92<br>B FF 93<br>C FF 92<br>X FF 93<br>3-1 2B | | C SL 84<br>F SL 84<br>C SI 93<br>0-3 ① K | 4 | 0 | 2 | 0 | 0 | 1 | 1 |
| 15 Andy LaRoche, R (1, 5)<br>OBP: 0.328, SLG: 0.358<br>5 Ramón Vázquez, L (9, PH)<br>OBP: 0.324, SLG: 0.175 | | X FF 93<br>0-0 ③<br>1-3 1B | | | C FS 82<br>B FS 82<br>F FS 83<br>C CU 75<br>1-3 ① K | | L FF 94<br>L FS 83<br>S FC 86<br>0-3 ① K2-3 | | B CH 83<br>F SI 93<br>B CH 83<br>C SL 85<br>B SL 86<br>S SI 92<br>3-3 ② K | 3<br>1 | 0<br>0 | 1<br>0 | 0<br>0 | 0<br>0 | 2<br>1 | 2<br>0 |
| 2 Jack Wilson, R (1, 6)<br>OBP: 0.284, SLG: 0.302 | | | X FF 92<br>0-0 ① F7 | | C CU 74<br>B FS 84<br>X FS 83<br>1-1 ② G5-3<br>1-2 | | B FS 84<br>F FS 84<br>B FC 85<br>S FS 85<br>S FC 85<br>2-3 ② K | | C SI 92<br>B SL 85<br>B SI 92<br>B SL 84<br>C SI 91<br>S SL 85<br>3-3 ③ K | 4 | 0 | 0 | 0 | 0 | 2 | 2 |
| 28 Paul Maholm, L (1, 1)<br>OBP: 0.278, SLG: 0.333<br>24 Delwyn Young, S (7, PH)<br>OBP: 0.400, SLG: 0.455<br>30 Tyler Yates, R (8, 1)<br>34 John Grabow, L (8, 1)<br>55 Matt Capps, R (9, 1) | | | C FF 93<br>X FF 94<br>0-1 ② G6-3 | | F FF 94<br>C FF 94<br>2 SAFE<br>S CU 78<br>0-3 ③ K | | X FS 84<br>0-0 ③ G6-3 | | | 2<br>1<br>0<br>0<br>0 | 0<br>0<br>0<br>0<br>0 | 0<br>0<br>0<br>0<br>0 | 0<br>0<br>0<br>0<br>0 | 1<br>0<br>0<br>0<br>0 | 1<br>1<br>0<br>0<br>0 | 1<br>1<br>0<br>0<br>0 |
| Inning Stats | R: 0<br>E: 0<br>K: 1<br>S: 7<br>H: 0<br>LOB: 0<br>BB: 0<br>P: 9 | R: 0<br>E: 0<br>K: 1<br>S: 7<br>H: 2<br>LOB: 2<br>BB: 0<br>P: 9 | R: 0<br>E: 0<br>K: 1<br>S: 6<br>H: 0<br>LOB: 0<br>BB: 0<br>P: 8 | R: 0<br>E: 0<br>K: 1<br>S: 12<br>H: 1<br>LOB: 1<br>BB: 0<br>P: 18 | R: 0<br>E: 0<br>K: 2<br>S: 9<br>H: 1<br>LOB: 1<br>BB: 0<br>P: 12 | R: 1<br>E: 0<br>K: 2<br>S: 12<br>H: 2<br>LOB: 1<br>BB: 0<br>P: 19 | R: 0<br>E: 0<br>K: 2<br>S: 9<br>H: 1<br>LOB: 1<br>BB: 0<br>P: 14 | R: 0<br>E: 0<br>K: 0<br>S: 10<br>H: 0<br>LOB: 2<br>BB: 2<br>P: 23 | R: 0<br>E: 0<br>K: 3<br>S: 9<br>H: 0<br>LOB: 0<br>BB: 0<br>P: 15 | 1B: 5<br>2B: 2<br>3B: 0<br>HR: 0<br>SF: 0<br>SAC: 0<br>DP: 0<br>HBP: 0 | | | | | | WP: 1<br>PB: 0<br>SB: 2<br>CS: 0<br>PA: 35 | |

| PITCHER | | IP | WLS | BF | H | R | ER | SO | BB | IBB | HBP | BLK | WP | HR | S | P | ERA | WHIP |
|---|---|---|---|---|---|---|---|---|---|---|---|---|---|---|---|---|---|---|
| 29 Jorge De La Rosa, L<br>ERA: 3.16 | (1, 1) | 7.0 | | 27 | 7 | 1 | 1 | 10 | 0 | 0 | 0 | 0 | 1 | 0 | 62 | 89 | 1.29 | 1.000 |
| 41 Alan Embree, L<br>ERA: 4.09 | (8, 1) | 1.0 | W | 5 | 0 | 0 | 0 | 0 | 1 | 1 | 0 | 0 | 0 | 0 | 10 | 23 | 0.00 | 1.000 |
| 16 Huston Street, R<br>ERA: 4.11 | (9, 1) | 1.0 | S | 3 | 0 | 0 | 0 | 3 | 0 | 0 | 0 | 0 | 0 | 0 | 9 | 15 | 0.00 | 0.000 |

| PITCHER | IP | WLS | BF | H | R | ER | SO | BB | IBB | HBP | BLK | WP | HR | S | P | ERA | WHIP |
|---|---|---|---|---|---|---|---|---|---|---|---|---|---|---|---|---|---|

# BOTTOM

## Colorado Rockies @ Pittsburgh Pirates

PNC Park, Pittsburgh, PA

Fri May 15 2009, 7:05 PM EDT

Att. 17,179 - Clear - 78 F

livebaseballscorecards.com

| | |
|---|---|
| AB | 33 |
| R | 1 |
| H | 7 |
| RBI | 1 |
| BB | 2 |
| SO | 13 |
| LOB | 13 |

# Colorado Rockies @ Pittsburgh Pirates

PNC Park, Pittsburgh, PA

Sat May 16 2009, 7:05 PM EDT

Att. 24,496 - Cloudy - 68 F

livebaseballscorecards.com

## TOP

| Batter | 1 | 2 | 3 | 4 | 5 | 6 | 7 | 8 | 9 | AB | R | H | RBI | BB | SO | LOB |
|---|---|---|---|---|---|---|---|---|---|---|---|---|---|---|---|---|
| 24 Dexter Fowler, S (1, 8)<br>OBP: 0.320, SLG: 0.361<br>7 Seth Smith, L (9, PH)<br>OBP: 0.463, SLG: 0.531 | B FF 93<br>C FF 93<br>F CH 85<br>S FF 94<br>1-3 K ① | B CH 84<br>S FF 92<br>B FF 93<br>B FF 93<br>F FF 93<br>F FF 94<br>C FF 92<br>3-3 K ③ | F SI 90<br>S CH 82<br>C SI 91<br>0-3 K ③ | S FF 92<br>F FF 93<br>X FF 94<br>0-2 G3 ③ | | C FF 91<br>S FF 93<br>X FF 94<br>0-2 G6-4-3 ①②<br>1-2f | 4 0 0 0 0 3 3<br>1 0 0 0 0 0 1 | | | | | | | | |
| 2 Troy Tulowitzki, R (1, 6)<br>OBP: 0.351, SLG: 0.473 | B FF 92<br>C FF 92<br>S SL 86<br>B SL 82<br>X FF 95<br>2-2 F8 ② | C SI 90<br>B SI 90<br>B CH 84<br>B SI 90<br>B SI 91<br>4-1 17 1B 11 SF8 BB | C SI 87<br>B SL 78<br>B SI 90<br>X SI 88<br>2-1 17 G3 2B | | | C FF 94<br>F FF 94<br>B FF 94<br>C CH 85<br>1-3 K ① | C FF 92<br>X SL 83<br>0-1 G6-3 ③ | | 4 1 1 0 1 1 0 | | | | | | |
| 17 Todd Helton, L (1, 3)<br>OBP: 0.401, SLG: 0.521 | B FF 93<br>B CH 86<br>B FF 94<br>C FF 93<br>B FF 93<br>4-1 11 1B 19 2B BB | 1 SAFE<br>B SL 82<br>1 SAFE<br>B SI 90<br>C SI 90<br>B SL 81<br>F SI 91<br>X SI 90<br>3-2 19 FC6-5 11 SF8 1-3 1B | B SL 81<br>X SI 90<br>1-0 G3 ①<br>2-3 | F FF 95<br>F FF 94<br>B FF 95<br>B CH 85<br>S CH 86<br>2-3 K ② | | | 3 1 1 0 1 1 1 | | | | | | | | |
| 11 Brad Hawpe, L (1, 9)<br>OBP: 0.431, SLG: 0.657 | B SL 80<br>B FF 92<br>C FF 93<br>B FF 92<br>T FF 93<br>F FF 93<br>F FF 94<br>F FF 93<br>X SL 80<br>3-2 19 2B 1-3 1B | B SL 80<br>X SL 79<br>1-0 SF8 ①<br>1-2<br>3-H | X SL 80<br>0-0 G4-3 ② | C FF 94<br>B CH 86<br>X CH 85<br>1-1 F8 ③ | | | 3 1 1 1 0 0 1 | | | | | | | | |
| 19 Ryan Spilborghs, R (1, 7)<br>OBP: 0.328, SLG: 0.443 | S SL 85<br>B SL 86<br>B FF 93<br>C SL 80<br>1 SAFE<br>X FF 95<br>2-2 1-H 3-H 2B | F SI 90<br>B SI 91<br>D CH 83<br>X SI 90<br>2-1 FC6-5 ②<br>2-3 | B SI 89<br>X SI 90<br>1-0 L8 ③ | | | | | C FF 90<br>X FF 91<br>0-1 G5-3 ① | 4 0 1 2 0 0 2 | | | | | | | |
| 9 Ian Stewart, L (1, 5)<br>OBP: 0.292, SLG: 0.500 | S FF 94<br>C FF 94<br>X FF 93<br>0-2 P2 ③ | 1 SAFE<br>C SL 80<br>1 SAFE<br>F SI 90<br>F SI 90<br>B SI 91<br>B SL 81<br>B SI 90<br>S SI 90<br>3-3 K ③ | | F FF 90<br>X FF 94<br>0-1 G5-3 ① | | | | X FF 90<br>0-0 G4-3 ② | 4 0 0 0 0 1 2 | | | | | | | |
| 20 Chris Iannetta, R (1, 2)<br>OBP: 0.359, SLG: 0.523 | | C FF 89<br>C SL 85<br>B FA 90<br>S SL 84<br>1-3 K ① | X SI 89<br>0-0 G6-3 ① | S FC 94<br>X CU 80<br>0-1 P6 ② | | B FF 91<br>C CH 84<br>S CH 83<br>F FF 91<br>B FF 91<br>B CH 83<br>F FF 91<br>B FF 91<br>4-2 BB | | 3 0 0 0 1 1 0 | | | | | | | |
| 12 Clint Barmes, R (1, 4)<br>OBP: 0.265, SLG: 0.415 | | F FF 91<br>X SL 80<br>0-1 HR | B SI 89<br>B SI 88<br>C SI 89<br>S CH 83<br>X CH 82<br>2-2 34 SH3-4 1B | B CU 81<br>C FC 92<br>S FF 96<br>X FF 96<br>1-2 E6 27 S | | B CH 84<br>X FF 90<br>1-0 F8 ③ | | 4 1 2 1 0 0 1 | | | | | | | |
| 28 Aaron Cook, R (1, 1)<br>OBP: 0.200, SLG: 0.200<br>34 Matt Belisle, R (2, 1)<br>27 Garrett Atkins, R (6, PH)<br>OBP: 0.271, SLG: 0.311<br>49 Jason Grilli, R (6, 1)<br>53 Randy Flores, L (6, 1)<br>60 Manny Corpas, R (7, 1)<br>14 Matt Murton, R (9, PH)<br>OBP: 0.316, SLG: 0.500 | | B CH 89<br>X FF 90<br>1-0 G4-3 ② | L SI 89<br>L SI 89<br>B SI 89<br>X SI 89<br>1-2 SH3-4 ②<br>1-2 | B FF 93<br>B FF 90<br>B FC 89<br>B FF 90<br>4-0 1-2 BB | | | | B FF 92<br>B FF 91<br>B FF 92<br>C FF 91<br>B FF 92<br>4-1 7 G6-4-3 BB | 1 0 0 0 0 0 0<br>0 0 0 0 0 0 0<br>0 0 0 0 1 0 0<br>0 0 0 0 0 0 0<br>0 0 0 0 0 0 0<br>0 0 0 0 0 0 0<br>0 0 0 0 1 0 0 | | | | | | | |
| Inning Stats | R: 2<br>E: 0<br>K: 1<br>S: 19<br>H: 2<br>LOB: 1<br>BB: 1<br>P: 31 | R: 1<br>E: 0<br>K: 2<br>S: 10<br>H: 1<br>LOB: 0<br>BB: 0<br>P: 15 | R: 1<br>E: 0<br>K: 1<br>S: 11<br>H: 1<br>LOB: 1<br>BB: 1<br>P: 24 | R: 0<br>E: 0<br>K: 1<br>S: 10<br>H: 1<br>LOB: 1<br>BB: 0<br>P: 13 | R: 0<br>E: 0<br>K: 0<br>S: 5<br>H: 1<br>LOB: 1<br>BB: 0<br>P: 9 | R: 0<br>E: 1<br>K: 0<br>S: 10<br>H: 0<br>LOB: 2<br>BB: 1<br>P: 15 | R: 0<br>E: 0<br>K: 2<br>S: 8<br>H: 0<br>LOB: 0<br>BB: 0<br>P: 12 | R: 0<br>E: 0<br>K: 0<br>S: 8<br>H: 0<br>LOB: 1<br>BB: 1<br>P: 13 | R: 0<br>E: 0<br>K: 0<br>S: 6<br>H: 0<br>LOB: 0<br>BB: 1<br>P: 10 | 1B: 3<br>2B: 2<br>3B: 0<br>HR: 1<br>SF: 1<br>SAC: 1<br>DP: 1<br>HBP: 0 | | | | | | |

| | AB | 31 |
|---|---|---|
| | R | 4 |
| | H | 6 |
| | RBI | 4 |
| | BB | 5 |
| | SO | 7 |
| | LOB | 11 |

WP: 0 PB: 0 SB: 1 CS: 0 PA: 38

| PITCHER | | IP | WLS | BF | H | R | ER | SO | BB | IBB | HBP | BLK | WP | HR | S | P | ERA | WHIP |
|---|---|---|---|---|---|---|---|---|---|---|---|---|---|---|---|---|---|---|
| 45 Ian Snell, R<br>ERA: 4.93 | (1, 1) | 2.0 | | 10 | 3 | 3 | 3 | 3 | 1 | 0 | 0 | 0 | 0 | 1 | 29 | 46 | 13.50 | 2.000 |
| 17 Sean Burnett, L<br>ERA: 2.95 | (3, 1) | 3.0 | W | 13 | 3 | 1 | 1 | 2 | 1 | 0 | 0 | 0 | 0 | 0 | 26 | 46 | 3.00 | 1.333 |
| 47 Evan Meek, R<br>ERA: 3.86 | (6, 1) | 1.0 | H | 5 | 0 | 0 | 0 | 0 | 1 | 0 | 0 | 0 | 0 | 0 | 10 | 15 | 0.00 | 1.000 |
| 43 Jesse Chavez, R<br>ERA: 2.45 | (7, 1) | 1.0 | H | 3 | 0 | 0 | 0 | 2 | 0 | 0 | 0 | 0 | 0 | 0 | 8 | 12 | 0.00 | 0.000 |
| 34 John Grabow, L<br>ERA: 5.29 | (8, 1) | 1.0 | H | 4 | 0 | 0 | 0 | 0 | 1 | 0 | 0 | 0 | 0 | 0 | 8 | 13 | 0.00 | 1.000 |

| PITCHER | | IP | WLS | BF | H | R | ER | SO | BB | IBB | HBP | BLK | WP | HR | S | P | ERA | WHIP |
|---|---|---|---|---|---|---|---|---|---|---|---|---|---|---|---|---|---|---|
| 55 Matt Capps, R<br>ERA: 7.5 | (9, 1) | 1.0 | S | 3 | 0 | 0 | 0 | 0 | 1 | 0 | 0 | 0 | 0 | 0 | 6 | 10 | 0.00 | 1.000 |

# Colorado Rockies @ Pittsburgh Pirates

PNC Park, Pittsburgh, PA

Sat May 16 2009, 7:05 PM EDT

Att. 24,496 - Cloudy - 68 F

livebaseballscorecards.com

## BOTTOM

| Batter | 1 | 2 | 3 | 4 | 5 | 6 | 7 | 8 | 9 | AB | R | H | RBI | BB | SO | LOB |
|---|---|---|---|---|---|---|---|---|---|---|---|---|---|---|---|---|
| 24 Delwyn Young, S (1, 9)<br>OBP: 0.400, SLG: 0.444 | B SI 88<br>X SI 87<br>1-0 ① G4-3 | B SI 92<br>C SL 82<br>B SI 90<br>X SL 82<br>2-1 12 S 1B<br>2-H<br>3-H | | | B CH 88<br>C FF 90<br>F CH 83<br>B CU 72<br>B FF 93<br>X FF 92<br>3-2 ① G4-3 | B SL 82<br>B FF 90<br>F SI 90<br>C FF 90<br>X SL 81<br>2-2<br>1-3 1B | | C SI 91<br>F SI 90<br>S SL 82<br>0-3 ③ K | | 5 | 0 | 2 | 2 | 0 | 1 | 1 |
| 12 Freddy Sanchez, R (1, 4)<br>OBP: 0.353, SLG: 0.507 | C SI 88<br>B SI 88<br>F SI 89<br>B SL 84<br>X SL 84<br>2-2 ② L4 | F FF 91<br>1 SAFE<br>B SL 85<br>X SL 83<br>1-1 ③ L8<br>1-2 | | | B SL 84<br>C FF 93<br>F CH 86<br>X SL 86<br>1-2 ② G1-2-3 | C FF 90<br>F CU 76<br>F SL 79<br>X SL 82<br>0-2 ③ F9 | | | | 4 | 0 | 0 | 0 | 0 | 0 | 3 |
| 13 Nate McLouth, L (1, 8)<br>OBP: 0.371, SLG: 0.474 | C SI 89<br>F CU 80<br>F CU 75<br>X FF 92<br>0-2 ③ F8 | | B FF 90<br>H FC 90<br>2-0 44 G4-3 44 S HBP | | B CU 70<br>B FF 92<br>X FF 93<br>2-0 HR | | C SL 81<br>X SL 79<br>0-1 ① G4-3 | | | 3 | 1 | 1 | 1 | 0 | 0 | 0 |
| 25 Adam LaRoche, L (1, 3)<br>OBP: 0.315, SLG: 0.477 | | C CU 71<br>B SI 89<br>B SL 83<br>X SI 90<br>2-1 44 1B 15 1B 1B | C FF 91<br>1 SAFE<br>S SL 84<br>S FF 94<br>0-3 ① K | | C SL 88<br>F CU 72<br>S CU 71<br>0-3 ③ K | | C FF 88<br>B FF 88<br>X SL 80<br>1-1 2B | | | 4 | 1 | 2 | 0 | 0 | 2 | 1 |
| 44 Brandon Moss, L (1, 7)<br>OBP: 0.278, SLG: 0.353 | | B SI 90<br>X SI 89<br>1-0 35 BB 15 1B 2 G5-3 1B<br>1-2 | B FF 92<br>1 SAFE<br>F FF 91<br>1 SAFE<br>B SL 85<br>B FF 92<br>X SL 86<br>3-1 ② G4-3<br>1-3 | | | X FF 90<br>0-0 15 WP 15 1B 2B | B SL 83<br>X CU 74<br>1-0 ② F8 | | | 4 | 2 | 2 | 0 | 0 | 0 | 2 |
| 15 Andy LaRoche, R (1, 5)<br>OBP: 0.333, SLG: 0.364 | | C SI 91<br>X SI 91<br>0-1 2 G5-3 35 BB 24 1B 1B<br>1-2<br>2-H | C CU 72<br>F FF 94<br>F SL 89<br>X SL 84<br>0-2 ③ F9 | | | B SL 84<br>B FF 91<br>C SL 83<br>S FF 91<br>F FF 91<br>X SL 85<br>2-2 35 1B 2 SF9 1B<br>2-H | C SI 89<br>B SL 82<br>C SI 89<br>B SL 83<br>B SL 82<br>F FF 91<br>C SI 90<br>3-3 ③ K | | | 4 | 2 | 2 | 2 | 0 | 1 | 2 |
| 35 Jason Jaramillo, S (1, 2)<br>OBP: 0.390, SLG: 0.420 | | B SL 86<br>B SI 91<br>F SI 91<br>B SI 91<br>B SI 91<br>4-1 2 G5-3 24 1B BB<br>1-2<br>2-3 | | B CU 68<br>X FF 90<br>1-0 ① G3 | | D SL 84<br>B FF 92<br>T FF 92<br>X FF 92<br>2-1 24 1B<br>1-3 1B | | F SI 90<br>S SL 82<br>B FF 92<br>X SL 83<br>1-2 ① P5 | | 3 | 1 | 1 | 0 | 1 | 0 | 0 |
| 2 Jack Wilson, R (1, 6)<br>OBP: 0.282, SLG: 0.303 | | X FF 92<br>0-0 ① G5-3<br>1-2<br>2-3<br>3-H | | C FF 92<br>F CH 84<br>X FF 92<br>0-2 ② F9 | | B SL 86<br>S SL 84<br>B SL 85<br>F FF 91<br>B FF 92<br>F SL 86<br>X FF 92<br>3-2 ① SF9<br>3-H | | B SL 81<br>X SI 90<br>1-0 34 SH1-4 1B | | 3 | 0 | 1 | 2 | 0 | 0 | 2 |
| 45 Ian Snell, R (1, 1)<br>OBP: 0.200, SLG: 0.200<br>17 Sean Burnett, L (3, 1)<br>47 Evan Meek, R (6, 1)<br>16 Eric Hinske, L (6, PH)<br>OBP: 0.338, SLG: 0.333<br>43 Jesse Chavez, R (7, 1)<br>34 John Grabow, L (8, 1)<br>55 Matt Capps, R (9, 1) | | S SI 91<br>F SI 92<br>B SL 85<br>B SI 91<br>X SI 93<br>2-2 ② P3 | | C FF 92<br>X FF 92<br>0-1 ③ G5-3 | | B SL 81<br>F SL 81<br>S SL 82<br>B SI 90<br>C SI 90<br>2-3 ② K | | B SI 89<br>X FF 88<br>1-0 ② SH1-4<br>1-2 | | 1<br>1<br>0<br>1<br>0<br>0<br>0 | 0<br>0<br>0<br>0<br>0<br>0<br>0 | 0<br>0<br>0<br>0<br>0<br>0<br>0 | 0<br>0<br>0<br>1<br>0<br>0<br>0 | 0<br>0<br>0<br>0<br>0<br>0<br>0 | 0<br>0<br>0<br>1<br>0<br>0<br>0 | 2<br>0<br>0<br>1<br>0<br>0<br>0 |
| Inning Stats | R: 0<br>E: 0<br>K: 0<br>S: 8<br>H: 0<br>LOB: 0<br>BB: 0<br>P: 11 | R: 4<br>E: 0<br>K: 0<br>S: 14<br>H: 4<br>LOB: 1<br>BB: 1<br>P: 26 | R: 0<br>E: 0<br>K: 1<br>S: 9<br>H: 0<br>LOB: 1<br>BB: 0<br>P: 14 | R: 0<br>E: 0<br>K: 0<br>S: 6<br>H: 0<br>LOB: 0<br>BB: 0<br>P: 7 | R: 1<br>E: 0<br>K: 1<br>S: 10<br>H: 1<br>LOB: 0<br>BB: 0<br>P: 16 | R: 2<br>E: 0<br>K: 1<br>S: 21<br>H: 4<br>LOB: 2<br>BB: 0<br>P: 32 | R: 0<br>E: 0<br>K: 1<br>S: 9<br>H: 1<br>LOB: 1<br>BB: 0<br>P: 14 | R: 0<br>E: 0<br>K: 1<br>S: 8<br>H: 1<br>LOB: 1<br>BB: 0<br>P: 11 | | 1B: 8<br>2B: 2<br>3B: 0<br>HR: 1<br>SF: 1<br>SAC: 1<br>DP: 0<br>HBP: 1 | | | | | |

| | AB | 33 |
|---|---|---|
| | R | 7 |
| | H | 11 |
| | RBI | 7 |
| | BB | 1 |
| | SO | 5 |
| | LOB | 14 |

WP: 1 PA: 37
PB: 0
SB: 2
CS: 0

| PITCHER | | IP | WLS | BF | H | R | ER | SO | BB | IBB | HBP | BLK | WP | HR | S | P | ERA | WHIP |
|---|---|---|---|---|---|---|---|---|---|---|---|---|---|---|---|---|---|---|
| 28 Aaron Cook, R<br>ERA: 5.71 | (1, 1) | 1.2 | | 10 | 4 | 4 | 4 | 0 | 1 | 0 | 0 | 0 | 0 | 0 | 20 | 34 | 21.60 | 3.000 |
| 34 Matt Belisle, R<br>ERA: 7.63 | (2, 1) | 3.1 | L | 12 | 1 | 1 | 1 | 2 | 0 | 0 | 1 | 0 | 0 | 1 | 27 | 40 | 2.70 | 0.300 |
| 49 Jason Grilli, R<br>ERA: 2.84 | (6, 1) | 0.1 | | 4 | 3 | 2 | 2 | 0 | 0 | 0 | 0 | 0 | 1 | 0 | 11 | 18 | 54.00 | 9.000 |
| 53 Randy Flores, L<br>ERA: | (6, 1) | 1.1 | | 6 | 2 | 0 | 0 | 1 | 0 | 0 | 0 | 0 | 0 | 0 | 15 | 21 | 0.00 | 1.500 |
| 60 Manny Corpas, R<br>ERA: 4.5 | (7, 1) | 1.1 | | 5 | 1 | 0 | 0 | 2 | 0 | 0 | 0 | 0 | 0 | 0 | 12 | 18 | 0.00 | 0.750 |

| PITCHER | IP | WLS | BF | H | R | ER | SO | BB | IBB | HBP | BLK | WP | HR | S | P | ERA | WHIP |
|---|---|---|---|---|---|---|---|---|---|---|---|---|---|---|---|---|---|

| Batter | 1 | 2 | 3 | 4 | 5 | 6 | 7 | 8 | 9 | AB | R | H | RBI | BB | SO | LOB |
|---|---|---|---|---|---|---|---|---|---|---|---|---|---|---|---|---|
| 19 Ryan Spilborghs, R (1, 8)<br>OBP: 0.326, SLG: 0.432 | B SI 90<br>X SI 89<br>1-0 ① G3 | | | B CU 69<br>B CH 81<br>C SI 88<br>S CH 80<br>F FF 89<br>B CH 81<br>F CH 82<br>F FF 88<br>B CU 73<br>4-2<br>12 1B<br>11 1B<br>BB | B CH 80<br>C CH 80<br>X CH 78<br>1-1 ② L4 | | B CU 73<br>B SI 86<br>S CH 81<br>X CH 80<br>2-1 ②③ L1-3<br>1-2 | | | 3 | 1 | 0 | 0 | 1 | 0 | 2 |
| 12 Clint Barmes, R (1, 4)<br>OBP: 0.275, SLG: 0.412 | C SI 90<br>C CU 73<br>X CU 74<br>0-2 ② F8 | | | 1 SAFE<br>L SI 88<br>1 SAFE<br>X CH 80<br>0-1<br>11 1B<br>11 E<br>1-2 1B | B SI 88<br>S CH 80<br>B CH 80<br>B SI 88<br>B SI 89<br>4-1 BB | | | B FF 91<br>C FC 87<br>B FF 90<br>F FF 88<br>F FF 94<br>S CU 81<br>2-3 ① K | | 3 | 1 | 1 | 0 | 1 | 1 | 0 |
| 2 Troy Tulowitzki, R (1, 6)<br>OBP: 0.348, SLG: 0.466 | B SI 90<br>B CU 73<br>C SI 91<br>F FF 90<br>B FF 92<br>F SI 91<br>C CU 73<br>3-3 ③ K | | | B SI 88<br>D CU 74<br>C SI 88<br>F CH 82<br>X FF 90<br>2-2 ① F7 | F SI 88<br>B SI 88<br>X SI 88<br>1-1 ③ F9 | | | B FF 93<br>C FF 92<br>C FF 94<br>X CU 82<br>1-2<br>11 FC4-6 1B | | 4 | 0 | 1 | 0 | 0 | 1 | 3 |
| 11 Brad Hawpe, L (1, 9)<br>OBP: 0.425, SLG: 0.642 | | F FF 89<br>C CU 73<br>X CU 73<br>0-2 ① F8 | | D CU 74<br>F CU 73<br>F SI 89<br>X CU 75<br>1-2<br>E2<br>14 2B<br>1-H<br>2-H 1B | | F SI 88<br>X SI 88<br>0-1 ① G6-3 | | B FF 90<br>X FF 90<br>1-0 ② FC4-6<br>14 WP<br>1-2f | | 4 | 1 | 1 | 1 | 0 | 0 | 1 |
| 14 Matt Murton, R (1, 7)<br>OBP: 0.304, SLG: 0.500 | | C SI 90<br>S FF 89<br>B CU 74<br>F CU 73<br>X FF 90<br>1-2 ② G6-3 | | C SI 88<br>X FF 89<br>0-1<br>27 1B<br>8 SF9<br>3-H 2B | | B SI 88<br>X CH 80<br>1-0 ② G6-3 | | C FF 94<br>B FF 94<br>C CU 80<br>B CU 83<br>B FF 94<br>X FF 91<br>3-2 ③ F8<br>1-2 | | 4 | 1 | 1 | 1 | 0 | 0 | 1 |
| 27 Garrett Atkins, R (1, 3)<br>OBP: 0.270, SLG: 0.309 | | C SI 90<br>B CH 81<br>B CU 74<br>F SI 90<br>X CU 74<br>2-2 ③ F9 | | B SI 88<br>B CH 82<br>X CH 82<br>2-0<br>2-3 1B | | C CH 80<br>B CH 80<br>X CH 79<br>1-1 ③ G6-3 | | | B FF 88<br>C FF 88<br>B CU 77<br>X FF 89<br>2-1 ① P6 | 4 | 0 | 1 | 0 | 0 | 0 | 0 |
| 8 Yorvit Torrealba, R (1, 2)<br>OBP: 0.341, SLG: 0.457 | | | B SI 87<br>S CH 80<br>B CH 80<br>X CH 81<br>2-1 ① G6-3 | X CH 81<br>0-0 ② SF9<br>3-H | | | X CH 80<br>0-0<br>38 FC1-5<br>9 1B<br>1B | | B FF 90<br>C FF 90<br>B FF 92<br>F FF 87<br>F FF 93<br>B CU 80<br>X FF 92<br>3-2<br>7 FC4-6 1B | 3 | 0 | 2 | 1 | 0 | 0 | 0 |
| 9 Ian Stewart, L (1, 5)<br>OBP: 0.290, SLG: 0.489 | | | C FF 89<br>B CU 73<br>B FF 89<br>F SI 88<br>B CU 74<br>F FF 90<br>S SI 90<br>3-3 ② K | 1 SAFE<br>F SI 88<br>X CH 80<br>0-1 ③ F8 | | | B SI 86<br>S SI 86<br>S CH 80<br>B SI 87<br>F SI 88<br>D CU 73<br>X SI 88<br>3-2<br>38 FC1-5<br>1-2 1B | | C FF 90<br>B CU 79<br>B FF 90<br>S FF 89<br>B FF 95<br>C FF 91<br>3-3 ② K | 4 | 0 | 1 | 0 | 0 | 2 | 2 |
| 38 Ubaldo Jiménez, R (1, 1)<br>OBP: 0.357, SLG: 0.250<br>31 Matt Daley, R (7, 1)<br>41 Alan Embree, L (7, 1)<br>60 Manny Corpas, R (7, 1)<br>49 Jason Grilli, R (7, 1)<br>7 Seth Smith, L (9, PH)<br>OBP: 0.458, SLG: 0.523 | | | F SI 90<br>C FF 90<br>S CU 73<br>0-3 ③ K | | C SI 87<br>S CH 79<br>S CH 78<br>0-3 ① K | | L SI 86<br>B SI 88<br>X FF 86<br>1-1 ① FC1-5<br>19 L1-3<br>1-2<br>2-3f | | C FF 90<br>X FF 94<br>0-1 ③ FC4-6<br>1-2f | 3<br>0<br>0<br>0<br>0<br>1 | 0<br>0<br>0<br>0<br>0<br>0 | 0<br>0<br>0<br>0<br>0<br>0 | 0<br>0<br>0<br>0<br>0<br>0 | 0<br>0<br>0<br>0<br>0<br>0 | 2<br>0<br>0<br>0<br>0<br>0 | 2<br>0<br>0<br>0<br>0<br>1 |
| Inning Stats | R: 0<br>E: 0<br>K: 1<br>S: 8<br>H: 0<br>LOB: 0<br>BB: 0<br>P: 12 | R: 0<br>E: 0<br>K: 0<br>S: 10<br>H: 0<br>LOB: 0<br>BB: 0<br>P: 13 | R: 0<br>E: 0<br>K: 2<br>S: 9<br>H: 0<br>LOB: 0<br>BB: 0<br>P: 14 | R: 4<br>E: 1<br>K: 0<br>S: 19<br>H: 4<br>LOB: 1<br>BB: 1<br>P: 28 | R: 0<br>E: 0<br>K: 1<br>S: 8<br>H: 0<br>LOB: 1<br>BB: 1<br>P: 14 | R: 0<br>E: 0<br>K: 0<br>S: 5<br>H: 0<br>LOB: 0<br>BB: 0<br>P: 7 | R: 0<br>E: 0<br>K: 0<br>S: 9<br>H: 2<br>LOB: 1<br>BB: 0<br>P: 15 | R: 0<br>E: 0<br>K: 1<br>S: 11<br>H: 1<br>LOB: 1<br>BB: 0<br>P: 18 | R: 0<br>E: 0<br>K: 1<br>S: 11<br>H: 1<br>LOB: 1<br>BB: 0<br>P: 19 | 1B: 7<br>2B: 2<br>3B: 0<br>HR: 0<br>SF: 1<br>SAC: 0<br>DP: 1<br>HBP: 0 | WP: 1<br>PB: 0<br>SB: 0<br>CS: 0<br>PA: 36 | | | | | |

| PITCHER | | IP | WLS | BF | H | R | ER | SO | BB | IBB | HBP | BLK | WP | HR | S | P | ERA | WHIP |
|---|---|---|---|---|---|---|---|---|---|---|---|---|---|---|---|---|---|---|
| 57 Zach Duke, L<br>ERA: 2.84 | (1, 1) | 7.0 | W | 28 | 6 | 4 | 4 | 4 | 2 | 0 | 0 | 0 | 0 | 0 | 68 | 103 | 5.14 | 1.143 |
| 47 Evan Meek, R<br>ERA: 3.29 | (8, 1) | 2.0 | | 8 | 2 | 0 | 0 | 2 | 0 | 0 | 0 | 0 | 1 | 0 | 22 | 37 | 0.00 | 1.000 |

| PITCHER | IP | WLS | BF | H | R | ER | SO | BB | IBB | HBP | BLK | WP | HR | S | P | ERA | WHIP |
|---|---|---|---|---|---|---|---|---|---|---|---|---|---|---|---|---|---|

# TOP

## Colorado Rockies @ Pittsburgh Pirates

PNC Park, Pittsburgh, PA

Sun May 17 2009, 1:35 PM EDT

Att. 14,545 - Sunny - 54 F

livebaseballscorecards.com

| | |
|---|---|
| AB | 33 |
| R | 4 |
| H | 8 |
| RBI | 3 |
| BB | 2 |
| SO | 6 |
| LOB | 12 |

| Batter | 1 | 2 | 3 | 4 | 5 | 6 | 7 | 8 | 9 | AB | R | H | RBI | BB | SO | LOB |
|---|---|---|---|---|---|---|---|---|---|---|---|---|---|---|---|---|
| 24 Delwyn Young, S (1, 9)<br>OBP: 0.429, SLG: 0.452 | B FF 92<br>C FF 94<br>C SI 96<br>F FF 97<br>B FF 93<br>B FF 95<br>B SI 95<br>4-2<br>25<br>BB<br>BB | B FC 96<br>B FF 96<br>F FF 95<br>C SL 84<br>B FF 96<br>C SL 85<br>3-3 ③<br>K<br>1-2<br>2-3 | | S FF 96<br>F FF 94<br>X FF 95<br>0-2 ③<br>G4-3 | | | C FF 92<br>F FF 91<br>X FF 92<br>0-2<br>12<br>2B<br>13<br>E<br>1-2<br>1B<br>B SI 92<br>X FF 91<br>1-1 ①<br>1-3<br>3-H<br>13<br>2B<br>1B | | | 4 | 2 | 2 | 1 | 1 | 1 | 4 |
| 12 Freddy Sanchez, R (1, 4)<br>OBP: 0.348, SLG: 0.503 | B FF 94<br>1 SAFE<br>S FF 93<br>F SI 94<br>F FF 93<br>1 SAFE<br>C CU 74<br>1-3 ①<br>K | | C CU 70<br>F FF 94<br>X FF 95<br>0-2 ①<br>G3 | | B CU 82<br>X FF 93<br>1-0 ①<br>F9 | | B FF 91<br>X FF 91<br>1-0<br>13<br>E<br>1-3<br>2-H<br>2B<br>C SL 82<br>X SL 82<br>0-1 ②<br>F9 | | | 5 | 1 | 1 | 1 | 0 | 1 | 2 |
| 13 Nate McLouth, L (1, 8)<br>OBP: 0.380, SLG: 0.513 | B FF 92<br>C FF 95<br>1 SAFE<br>1 SAFE<br>F FF 94<br>B CU 75<br>S CH 82<br>2-3 ②<br>K | | X CU 72<br>0-0<br>HR | | B FF 95<br>F CH 82<br>B FF 94<br>X FF 94<br>2-1 ②<br>G3 | | C FF 92<br>X FF 91<br>0-2<br>E8<br>25<br>E<br>2-H<br>3-H<br>1B<br>B SI 90<br>B SL 83<br>C SI 92<br>X FF 90<br>2-1<br>2-H<br>2B | | | 5 | 2 | 3 | 4 | 0 | 1 | 1 |
| 25 Adam LaRoche, L (1, 3)<br>OBP: 0.311, SLG: 0.463 | B FF 95<br>B FF 93<br>B FF 96<br>S FF 93<br>B FF 95<br>4-1<br>23<br>FC6-4<br>1-2<br>BB | | F SI 94<br>B SI 95<br>C SL 85<br>B FF 93<br>B SL 86<br>F SL 85<br>C SI 96<br>3-3 ②<br>K | | C CH 82<br>F FF 94<br>S SL 83<br>0-3 ③<br>K | | C SL 76<br>B SL 80<br>S SL 78<br>D SL 81<br>F FF 92<br>X FF 92<br>2-2<br>E8<br>23<br>1B<br>15<br>2B<br>2-H<br>F FF 91<br>S FF 93<br>C SL 82<br>1-3 ③<br>K | | | 4 | 1 | 0 | 0 | 1 | 3 | 1 |
| 23 Robinzon Diaz, R (1, 2)<br>OBP: 0.357, SLG: 0.488 | B FF 96<br>B CU 80<br>X FF 96<br>2-0 ③<br>FC6-4<br>1-2f | | B SI 94<br>S SL 83<br>X FF 93<br>1-1 ③<br>G6-3 | | B CU 81<br>B FF 95<br>B FF 93<br>C CH 90<br>X FF 92<br>3-1 ①<br>G5-3 | X SI 89 | 0-0<br>44<br>BB<br>15<br>2B<br>2-3<br>1B | X SL 83<br>0-0 ①<br>F7 | | 5 | 1 | 1 | 0 | 0 | 0 | 2 |
| 44 Brandon Moss, L (1, 7)<br>OBP: 0.301, SLG: 0.362 | | B SI 93<br>C SI 96<br>B CU 72<br>B FF 95<br>X FF 94<br>3-1 ①<br>P6 | | B FF 93<br>B<br>B<br>C SI 93<br>B<br>4-1<br>15<br>1B<br>2<br>FC5-2<br>BB | B FF 94<br>C SL 82<br>B FF 95<br>X SI 93<br>2-1<br>1B | B FF 90<br>B SI 90<br>B FF 90<br>B SI 91<br>4-0<br>15<br>2B<br>2<br>1B<br>1-2<br>BB | B FF 90<br>B FF 90<br>X FF 91<br>2-0<br>2<br>FC6-4<br>1B | | | 3 | 1 | 2 | 0 | 2 | 0 | 0 |
| 15 Andy LaRoche, R (1, 5)<br>OBP: 0.336, SLG: 0.374 | B FF 96<br>C FF 95<br>S FF 94<br>S FF 95<br>1-3 ②<br>K | | B FF 93<br>C FF 93<br>B FF 93<br>C FF 93<br>B SL 84<br>F FF 93<br>X FF 94<br>3-2<br>57<br>SH1-4<br>2<br>FC5-2<br>1-3<br>1B | | C FF 92<br>B FF 91<br>X SI 94<br>1-1 ②<br>P2 | X SI 90 | 0-0<br>2<br>1B<br>16<br>1B<br>1-3<br>2-H<br>3-H<br>2B | C SL 83<br>B FF 91<br>C SL 85<br>F FF 92<br>S FF 91<br>1-3 ②<br>K | | 5 | 1 | 2 | 2 | 0 | 2 | 2 |
| 2 Jack Wilson, R (1, 6)<br>OBP: 0.289, SLG: 0.310 | B CU 71<br>C FF 96<br>B FF 94<br>C SI 96<br>F SL 85<br>X SL 83<br>2-2<br>24<br>PB<br>57<br>1B<br>1B | | L SI 93<br>B FF 95<br>B FF 93<br>B CU 82<br>X FF 94<br>3-1 ①<br>FC5-2<br>57<br>SH1-4<br>1-2<br>3-H | | B CU 82<br>1 SAFE<br>C FF 93<br>S SL 83<br>F FF 93<br>C CU 79<br>1-3 ③<br>K | C SL 84<br>X SL 83 | 0-1<br>16<br>1B<br>24<br>1B<br>2-3<br>3-H<br>1B | C SL 86<br>C FF 92<br>X SL 87<br>0-2 ③<br>FC6-4<br>1-2f | | 5 | 1 | 2 | 1 | 0 | 1 | 4 |
| 57 Zach Duke, L (1, 1)<br>OBP: 0.300, SLG: 0.353<br>16 Eric Hinske, L (7, PH)<br>OBP: 0.358, SLG: 0.345<br>47 Evan Meek, R (8, 1) | B FF 94<br>B SI 93<br>C FF 93<br>F FF 94<br>F FF 95<br>X FF 94<br>2-2<br>24<br>PB<br>1-2<br>1B | | B FF 92<br>L FF 92<br>X FF 92<br>1-1 ②<br>SH1-4<br>1-2<br>2-3 | | | | C FF 92<br>F FF 91<br>X FF 91<br>F FF 91<br>F FF 90<br>2-2<br>24<br>1B<br>12<br>2B<br>BB<br>B SI 90<br>B SL 83<br>C SI 92<br>X FF 90<br>1-2<br>24<br>1B<br>1-3<br>3-H<br>1B | | | 1<br>1<br>0 | 0<br>1<br>0 | 1<br>1<br>0 | 0<br>1<br>0 | 0<br>1<br>0 | 0<br>0<br>0 | 0<br>0<br>0 |
| Inning Stats | R: 0<br>E: 0<br>K: 2<br>S: 12<br>H: 0<br>LOB: 2<br>BB: 2<br>P: 25 | R: 0<br>E: 0<br>K: 2<br>S: 16<br>H: 2<br>LOB: 2<br>BB: 0<br>P: 27 | R: 1<br>E: 0<br>K: 1<br>S: 10<br>H: 1<br>LOB: 0<br>BB: 0<br>P: 14 | R: 0<br>E: 0<br>K: 0<br>S: 12<br>H: 1<br>LOB: 2<br>BB: 1<br>P: 23 | R: 0<br>E: 0<br>K: 1<br>S: 6<br>H: 0<br>LOB: 0<br>BB: 0<br>P: 9 | R: 0<br>E: 0<br>K: 1<br>S: 10<br>H: 1<br>LOB: 1<br>BB: 0<br>P: 17 | R: 10<br>E: 2<br>K: 1<br>S: 29<br>H: 9<br>LOB: 1<br>BB: 2<br>P: 45 | R: 0<br>E: 0<br>K: 1<br>S: 9<br>H: 1<br>LOB: 1<br>BB: 0<br>P: 12 | | 1B: 11<br>2B: 3<br>3B: 0<br>HR: 1 | SF: 0<br>SAC: 1<br>DP: 0<br>HBP: 0 | | | WP: 0<br>PB: 1<br>SB: 0<br>CS: 0 | PA: 44 | |

| PITCHER | | IP | WLS | BF | H | R | ER | SO | BB | IBB | HBP | BLK | WP | HR | S | P | ERA | WHIP |
|---|---|---|---|---|---|---|---|---|---|---|---|---|---|---|---|---|---|---|
| 38 Ubaldo Jiménez, R<br>ERA: 4.3 | (1, 1) | 6.0 | | 26 | 5 | 1 | 1 | 7 | 3 | 0 | 0 | 0 | 0 | 1 | 66 | 115 | 1.50 | 1.333 |
| 31 Matt Daley, R<br>ERA: 4.15 | (7, 1) | 0.0 | | 3 | 2 | 3 | 3 | 0 | 1 | 0 | 0 | 0 | 0 | 0 | 6 | 11 | ∞ | ∞ |
| 41 Alan Embree, L<br>ERA: 4.91 | (7, 1) | 0.0 | L | 2 | 1 | 1 | 1 | 0 | 0 | 0 | 0 | 0 | 0 | 0 | 7 | 9 | ∞ | ∞ |
| 60 Manny Corpas, R<br>ERA: 7.02 | (7, 1) | 0.2 | | 8 | 6 | 6 | 5 | 0 | 1 | 0 | 0 | 0 | 0 | 0 | 13 | 21 | 67.50 | 10.500 |
| 49 Jason Grilli, R<br>ERA: 2.57 | (7, 1) | 1.1 | | 5 | 1 | 0 | 0 | 2 | 0 | 0 | 0 | 0 | 0 | 0 | 12 | 16 | 0.00 | 0.750 |

| PITCHER | IP | WLS | BF | H | R | ER | SO | BB | IBB | HBP | BLK | WP | HR | S | P | ERA | WHIP |
|---|---|---|---|---|---|---|---|---|---|---|---|---|---|---|---|---|---|

# BOTTOM

## Colorado Rockies @ Pittsburgh Pirates

PNC Park, Pittsburgh, PA

Sun May 17 2009, 1:35 PM EDT

Att. 14,545 - Sunny - 54 F

livebaseballscorecards.com

| | |
|---|---|
| AB | 38 |
| R | 11 |
| H | 15 |
| RBI | 10 |
| BB | 5 |
| SO | 9 |
| LOB | 16 |

| Batter | 1 | 2 | 3 | 4 | 5 | 6 | 7 | 8 | 9 | AB | R | H | RBI | BB | SO | LOB |
|---|---|---|---|---|---|---|---|---|---|---|---|---|---|---|---|---|
| 24 Delwyn Young, S (1, 9)<br>OBP: 0.415, SLG: 0.432 | C FF 91<br>S FF 92<br>F SI 94<br>F FF 93<br>S CH 81<br>0-3<br>K ① | | C CH 81<br>F SI 90<br>B SI 93<br>S SI 90<br>1-3<br>K ① | F SI 90<br>B SI 92<br>B SI 88<br>B SI 88<br>X FF 91<br>3-1<br>P5 ③ | | F FF 92<br>C FF 92<br>B CH 89<br>B FF 94<br>X FF 93<br>2-2<br>13<br>E<br>2-H<br>1B | | D CU 81<br>S CU 80<br>B SI 94<br>T CH 86<br>D CH 86<br>X CU 80<br>3-2<br>3-H<br>1B | B FF 94<br>S FF 93<br>B FF 94<br>F FF 94<br>S SL 84<br>2-3<br>K ③ | 6 | 1 | 2 | 2 | 0 | 3 | 2 |
| 12 Freddy Sanchez, R (1, 4)<br>OBP: 0.344, SLG: 0.493 | C SI 91<br>S CH 82<br>X SI 94<br>0-2<br>E6<br>13<br>FC4-6 | | C CH 83<br>X CH 81<br>0-1<br>13<br>CS<br>18<br>HR<br>1B | | F SL 74<br>B SI 89<br>F SI 89<br>S FF 91<br>1-3<br>K ① | 1 SAFE<br>B SL 86<br>B FF 92<br>C FF 92<br>1 SAFE<br>F FF 92<br>F FF 92<br>X SL 86<br>2-2<br>F9 ② | | F SL 84<br>F SL 83<br>S SI 93<br>0-3<br>K ② | | 5 | 1 | 1 | 0 | 0 | 2 | 2 |
| 13 Nate McLouth, L (1, 8)<br>OBP: 0.380, SLG: 0.512 | B FF 93<br>D FF 92<br>C SI 91<br>S SI 90<br>1 SAFE<br>F SI 90<br>X SI 91<br>2-2<br>FC4-6<br>18<br>E<br>1-2f ② | | B SI 91<br>1 SAFE<br>F SI 90<br>F FF 92<br>H CH 82<br>2-2<br>18<br>HR<br>1-2<br>HBP | | C SI 89<br>F SI 87<br>S CH 82<br>0-3<br>K ② | B FF 94<br>X FF 92<br>1-0<br>E4<br>1-H<br>2B | | C FF 86<br>F SL 71<br>1 SAFE<br>X SL 71<br>0-2<br>G4-3 ③ | | 4 | 1 | 1 | 1 | 0 | 1 | 2 |
| 18 Craig Monroe, R (1, 7)<br>OBP: 0.292, SLG: 0.489 | B SI 89<br>F CH 82<br>X CH 82<br>1-1<br>E6<br>1-2 | | B SI 90<br>F SI 89<br>X CH 82<br>1-1<br>1-H<br>2-H<br>HR | | X SL 75<br>0-0<br>L5 ③ | B SL 87<br>B FF 93<br>X FF 93<br>2-0<br>F7 ③ | | | B SL 82<br>B FF 94<br>F FF 94<br>B FF 93<br>F FF 94<br>S FF 94<br>3-3<br>K ① | 5 | 1 | 1 | 3 | 0 | 1 | 2 |
| 25 Adam LaRoche, L (1, 3)<br>OBP: 0.314, SLG: 0.453 | B FF 91<br>C FF 92<br>B SI 90<br>X SI 90<br>2-1<br>P5 ③ | | F SI 89<br>C SL 74<br>B SI 91<br>B SI 90<br>C SI 90<br>2-3<br>K ② | | | B SI 93<br>B SI 93<br>B SI 93<br>B FF 92<br>4-0<br>15<br>SH5-4<br>23<br>WP<br>2<br>2B<br>BB | C SI 92<br>B CU 78<br>S CH 86<br>X FF 93<br>1-2<br>F7 ① | | C FF 94<br>S SL 83<br>B SL 83<br>B FF 94<br>B SL 85<br>B SL 82<br>4-2<br>23<br>G1-3<br>23<br>WP<br>15<br>1B<br>BB | 3 | 2 | 0 | 0 | 2 | 1 | 2 |
| 23 Robinzon Diaz, R (1, 2)<br>OBP: 0.362, SLG: 0.455 | | B SL 74<br>B SI 88<br>C SI 88<br>F SI 89<br>F SI 89<br>F SI 90<br>X CH 83<br>2-2<br>F9 ① | X CH 83<br>0-0<br>L1 ③ | | | B CH 80<br>F SI 92<br>F SI 92<br>B SL 82<br>H SI 94<br>3-2<br>15<br>SH5-4<br>2<br>2B<br>1-2<br>HBP | B SL 84<br>B SL 84<br>B SI 93<br>B SI 93<br>4-0<br>2<br>CS<br>BB | | B SL 82<br>S SL 82<br>F FF 94<br>F SL 84<br>X SL 82<br>1-2<br>G1-3 ②<br>1-3 | 3 | 1 | 0 | 0 | 1 | 0 | 1 |
| 15 Andy LaRoche, R (1, 5)<br>OBP: 0.333, SLG: 0.370 | | C FF 91<br>C FF 91<br>B FF 93<br>B FF 93<br>F SI 90<br>F FF 91<br>B CH 81<br>X FF 90<br>3-2<br>P6 ② | C SI 88<br>X SI 90<br>0-1<br>F9 ① | | X SI 93<br>0-0<br>SH5-4 ①<br>1-2<br>2-3<br>C SI 92<br>C SI 92<br>B SI 93<br>S SI 92<br>1-3<br>K ② | | X FF 93<br>0-0<br>2<br>BB<br>5<br>2B<br>3-H<br>1B | 4 | 1 | 1 | 1 | 0 | 1 | 1 |
| 2 Jack Wilson, R (1, 6)<br>OBP: 0.333, SLG: 0.400 | | S SI 88<br>B SI 90<br>C SI 90<br>X SI 92<br>1-2<br>49<br>FC6-4<br>1B | C SI 90<br>F SI 91<br>B SI 91<br>B SI 91<br>X SI 90<br>2-2<br>2B | | | B SI 93<br>C SI 93<br>T SI 93<br>F SI 92<br>X SL 81<br>1-2<br>44<br>2B<br>2-H<br>3-H<br>2B<br>C CU 78<br>B SI 93<br>B FF 94<br>F SI 91<br>B FF 93<br>3-2<br>CS ③<br>1-2 | B SI 92<br>B SI 92<br>X SI 93<br>2-0<br>24<br>1B<br>3B | B FF 94<br>T FF 94<br>D SL 81<br>B FF 93<br>C FF 93<br>B FF 93<br>4-2<br>5<br>2B<br>1-2<br>BB | 4 | 3 | 4 | 2 | 1 | 0 | 0 |
| 49 Ross Ohlendorf, R (1, 1)<br>OBP: 0.059, SLG: 0.059<br>44 Brandon Moss, L (6, PH)<br>OBP: 0.307, SLG: 0.377<br>43 Jesse Chavez, R (6, 1)<br>24 Tom Gorzelanny, R (7, 1)<br>16 Eric Hinske, L (8, PH)<br>OBP: 0.353, SLG: 0.339<br>34 John Grabow, L (8, 1)<br>5 Ramón Vázquez, L (9, PH)<br>OBP: 0.333, SLG: 0.207<br>55 Matt Capps, R (9, 1) | | S FF 90<br>X FF 90<br>0-1<br>FC6-4 ③<br>1-2f | C SL 75<br>C SL 75<br>S SL 75<br>0-3<br>K2-3 ② | | | B CH 91<br>C CH 91<br>F FF 92<br>X SL 89<br>1-2<br>24<br>1B<br>2-H<br>2B | | B CU 78<br>X CU 79<br>1-0<br>G3 ① | C FF 93<br>D SL 83<br>X FF 94<br>1-1<br>1-H<br>2-H<br>2B | 2<br>1<br>0<br>0<br>1<br>0<br>0 | 0<br>1<br>0<br>0<br>0<br>0<br>1 | 0<br>1<br>0<br>0<br>0<br>0<br>2 | 0<br>1<br>0<br>0<br>0<br>0<br>2 | 0<br>0<br>0<br>0<br>1<br>0<br>0 | 1<br>0<br>0<br>0<br>0<br>0<br>0 | 2<br>0<br>0<br>0<br>1<br>0<br>0 |
| Inning Stats | R: 0<br>E: 2<br>K: 1<br>S: 16<br>H: 0<br>LOB: 2<br>BB: 0<br>P: 21 | R: 0<br>E: 0<br>K: 0<br>S: 15<br>H: 1<br>LOB: 1<br>BB: 0<br>P: 21 | R: 3<br>E: 0<br>K: 2<br>S: 13<br>H: 2<br>LOB: 0<br>BB: 0<br>P: 19 | R: 0<br>E: 0<br>K: 1<br>S: 10<br>H: 1<br>LOB: 1<br>BB: 0<br>P: 15 | R: 0<br>E: 0<br>K: 2<br>S: 7<br>H: 0<br>LOB: 0<br>BB: 0<br>P: 8 | R: 5<br>E: 1<br>K: 0<br>S: 19<br>H: 4<br>LOB: 1<br>BB: 1<br>P: 35 | R: 0<br>E: 0<br>K: 1<br>S: 8<br>H: 0<br>LOB: 0<br>BB: 1<br>P: 17 | R: 1<br>E: 0<br>K: 1<br>S: 11<br>H: 2<br>LOB: 1<br>BB: 0<br>P: 17 | R: 3<br>E: 0<br>K: 2<br>S: 17<br>H: 2<br>LOB: 1<br>BB: 2<br>P: 32 | 1B: 5<br>2B: 5<br>3B: 1<br>HR: 1<br>SF: 0<br>SAC: 1<br>DP: 0<br>HBP: 2 | | | | | | |

| PITCHER | | IP | WLS | BF | H | R | ER | SO | BB | IBB | HBP | BLK | WP | HR | S | P | ERA | WHIP |
|---|---|---|---|---|---|---|---|---|---|---|---|---|---|---|---|---|---|---|
| 48 Ross Detwiler, L<br>ERA: 3.6 | (1, 1) | 5.0 | | 22 | 4 | 3 | 2 | 6 | 0 | 0 | 1 | 0 | 0 | 1 | 61 | 84 | 3.60 | 0.800 |
| 49 Garrett Mock, R<br>ERA: 6.92 | (6, 1) | 0.1 | L | 4 | 1 | 3 | 3 | 0 | 1 | 0 | 1 | 0 | 1 | 0 | 7 | 15 | 81.00 | 6.000 |
| 43 Jesus Colome, R<br>ERA: 22.5 | (6, 1) | 0.2 | | 5 | 3 | 2 | 2 | 0 | 0 | 0 | 0 | 0 | 0 | 0 | 12 | 20 | 27.00 | 4.500 |
| 32 Kip Wells, R<br>ERA: 6.0 | (7, 1) | 1.2 | | 7 | 2 | 1 | 1 | 2 | 1 | 0 | 0 | 0 | 0 | 0 | 16 | 31 | 5.40 | 1.800 |
| 97 Joe Beimel, L<br>ERA: 4.5 | (8, 1) | 0.1 | | 1 | 0 | 0 | 0 | 0 | 0 | 0 | 0 | 0 | 0 | 0 | 3 | 3 | 0.00 | 0.000 |

| PITCHER | | IP | WLS | BF | H | R | ER | SO | BB | IBB | HBP | BLK | WP | HR | S | P | ERA | WHIP |
|---|---|---|---|---|---|---|---|---|---|---|---|---|---|---|---|---|---|---|
| 38 Joel Hanrahan, R<br>ERA: 6.75 | (9, 1) | 1.0 | | 7 | 2 | 3 | 3 | 2 | 2 | 0 | 0 | 0 | 1 | 0 | 17 | 32 | 27.00 | 4.000 |

# TOP

## Pittsburgh Pirates @ Washington Nationals

Nationals Park, Washington, DC

Mon May 18 2009, 7:05 PM EDT

Att. 14,549 - Clear - 62 F

livebaseballscorecards.com

| | |
|---|---|
| AB | 39 |
| R | 12 |
| H | 12 |
| RBI | 12 |
| BB | 4 |
| SO | 10 |
| LOB | 15 |

WP: 2 PA: 47
PB: 0
SB: 0
CS: 2

# Pittsburgh Pirates @ Washington Nationals

Nationals Park, Washington, DC

Mon May 18 2009, 7:05 PM EDT

Att. 14,549 - Clear - 62 F

livebaseballscorecards.com

## BOTTOM

| Batter | 1 | 2 | 3 | 4 | 5 | 6 | 7 | 8 | 9 | AB | R | H | RBI | BB | SO | LOB |
|---|---|---|---|---|---|---|---|---|---|---|---|---|---|---|---|---|
| 15 Cristian Guzman, S (1, 6)<br>OBP: 0.390, SLG: 0.500 | X FF 88<br>0-0<br>11 G6-4-3<br>2B | | B CH 81<br>X FF 90<br>1-0<br>24 CS<br>1B | | B FF 91<br>D SL 80<br>B SI 90<br>B FF 89<br>4-0<br>24 HR<br>BB | | B FF 94<br>X FF 94<br>1-0 ②<br>G4-3 | B CH 83<br>X CH 83<br>1-0 ③<br>FC5-4<br>1-2f | | 4 | 1 | 2 | 0 | 1 | 0 | 2 |
| 24 Nick Johnson, L (1, 3)<br>OBP: 0.433, SLG: 0.460 | B SI 90<br>B FF 91<br>B FF 89<br>C FF 89<br>F FF 92<br>B FF 91<br>4-2<br>11 G6-4-3<br>BB | | 1 SAFE<br>B FF 92<br>C FF 90<br>B CH 82<br>X FF 90<br>2-1 ②③<br>F7<br>1-2 | | B FF 89<br>B FF 90<br>B FF 90<br>C FF 91<br>X FF 90<br>3-1<br>1-H<br>2-H<br>HR | | C FF 94<br>B CH 86<br>B CH 86<br>B FF 93<br>B FF 93<br>4-1<br>11 2B<br>BB | | B FF 91<br>C FF 92<br>B CH 85<br>B FF 92<br>C FF 93<br>B FF 93<br>4-2<br>44 PB<br>11 DI<br>44 SF9<br>BB | 2 | 2 | 1 | 3 | 3 | 0 | 1 |
| 11 Ryan Zimmerman, R (1, 5)<br>OBP: 0.411, SLG: 0.630 | D SL 80<br>C FF 92<br>S SL 81<br>D SL 82<br>D SL 82<br>X FF 92<br>3-2 ①②<br>G6-4-3<br>1-2f<br>2-3 | | | B FF 89<br>S CH 80<br>C CH 81<br>B FF 92<br>B CH 80<br>X FF 90<br>3-2 ①<br>G6-3 | C SL 80<br>B FF 91<br>B CH 84<br>X CH 81<br>2-1<br>HR | | X FF 94<br>0-0<br>1-3<br>2B | | B FF 92<br>C FF 92<br>S CH 85<br>B SL 84<br>X SL 83<br>2-2 ①<br>F9<br>1-2 | 5 | 1 | 2 | 1 | 0 | 0 | 3 |
| 44 Adam Dunn, L (1, 9)<br>OBP: 0.425, SLG: 0.579 | S FF 91<br>B FF 92<br>C CH 83<br>D SL 84<br>B CH 84<br>D SL 82<br>4-2<br>BB | | | B FF 89<br>C CH 80<br>B FF 92<br>B FF 90<br>X SI 90<br>3-1 ②<br>F8 | C FF 91<br>X SL 81<br>0-1 ③<br>P5 | | D SL 79<br>B SL 78<br>C FF 90<br>S SL 81<br>S SL 75<br>2-3 ③<br>K | | D CH 88<br>C FF 93<br>B FF 93<br>X CH 87<br>2-1 ②<br>SF9<br>2-H | 3 | 0 | 0 | 1 | 1 | 1 | 2 |
| 16 Josh Willingham, R (1, 7)<br>OBP: 0.355, SLG: 0.526 | C FF 91<br>1 SAFE<br>F SI 92<br>D SL 82<br>B SL 82<br>F FF 93<br>X FF 92<br>2-2 ③<br>F8 | | | C FF 90<br>C FF 91<br>B SL 82<br>F FF 91<br>C FF 92<br>1-3 ③<br>K | | B FF 94<br>X FF 93<br>1-0 ①<br>G5-3 | | B FF 90<br>C FF 89<br>B CH 82<br>F FF 90<br>F FF 90<br>X FF 90<br>3-2<br>22 FC3-6<br>1B | X FF 92<br>0-0<br>2B | 5 | 0 | 2 | 0 | 0 | 1 | 2 |
| 22 Willie Harris, L (1, 8)<br>OBP: 0.397, SLG: 0.400 | | C FF 87<br>F CH 80<br>X FF 91<br>0-2 ①<br>G3-1 | | | B CH 79<br>C CH 80<br>C CH 79<br>X SI 90<br>1-2<br>6 F9<br>7 2B<br>2B | C CH 86<br>B CH 85<br>F CH 86<br>X CH 84<br>1-2 ②<br>G6-3 | | C FF 91<br>F SL 84<br>B SL 84<br>B SL 84<br>D CH 84<br>X FF 90<br>3-2 ①<br>FC3-6<br>1-2f<br>7 2B | C SI 92<br>S SL 83<br>B FF 93<br>B SL 84<br>F SL 85<br>F SI 87<br>X FF 93<br>2-2 ③<br>P5 | 5 | 2 | 1 | 0 | 0 | 0 | 2 |
| 6 Anderson Hernandez, S (1, 4)<br>OBP: 0.364, SLG: 0.330<br>32 Kip Wells, R (7, 1)<br>97 Joe Beimel, L (8, 1)<br>25 Austin Kearns, R (8, PH)<br>OBP: 0.367, SLG: 0.420<br>38 Joel Hanrahan, R (9, 1) | | C FF 87<br>B FF 89<br>F SL 80<br>F SL 80<br>X FF 91<br>1-2 ②<br>G5-3 | | | B FF 90<br>C CH 81<br>X CH 82<br>1-1 ①<br>F9<br>2-3 | B FF 93<br>X FF 93<br>1-0<br>1B | | B FF 90<br>B FF 89<br>S FF 89<br>C FF 90<br>D CH 84<br>F FF 91<br>S CH 83<br>3-3 ②<br>K | | 3<br>0<br>0<br>1<br>0 | 0<br>0<br>0<br>0<br>0 | 1<br>0<br>0<br>0<br>0 | 0<br>0<br>0<br>1<br>0 | 0<br>0<br>0<br>1<br>0 | 0<br>0<br>0<br>1<br>0 | 1<br>0<br>0<br>1<br>0 |
| 7 Josh Bard, S (1, 2)<br>OBP: 0.231, SLG: 0.280 | | C FF 90<br>B CH 81<br>F CH 81<br>B CH 81<br>X FF 91<br>2-2 ③<br>F9 | | | X CH 81<br>0-0<br>24 HR<br>3-H<br>2B | B FF 93<br>B FF 92<br>C FF 93<br>F FF 93<br>B CH 83<br>X FF 94<br>3-2 ③<br>F8 | | B CH 82<br>C FF 89<br>D SL 84<br>B FF 90<br>F FF 89<br>X FF 90<br>3-2<br>1-H<br>2B | | 4 | 1 | 2 | 2 | 0 | 0 | 1 |
| 48 Ross Detwiler, R (1, 1)<br>13 Alex Cintron, S (5, PH)<br>OBP: 0.148, SLG: 0.080<br>49 Garrett Mock, S (6, 1)<br>43 Jesus Colome, R (6, 1)<br>10 Ronnie Belliard, R (7, 4)<br>OBP: 0.245, SLG: 0.320 | | | B FF 88<br>C FF 88<br>S FF 90<br>X SL 80<br>1-2 ①<br>G1-3 | | B FF 91<br>F CH 82<br>B CH 81<br>X FF 90<br>2-1 ②<br>F7 | | C FC 89<br>S FF 93<br>B CH 85<br>S CH 85<br>1-3 ①<br>K | B CH 83<br>B FF 90<br>C FF 90<br>B FF 90<br>B FF 90<br>4-1<br>15 FC5-4<br>BB | | 1<br>1<br>0<br>0<br>1 | 0<br>0<br>0<br>0<br>0 | 0<br>0<br>0<br>0<br>1 | 0<br>0<br>0<br>0<br>1 | 0<br>0<br>0<br>0<br>1 | 0<br>1<br>0<br>0<br>1 | 0<br>1<br>0<br>0<br>0 |
| Inning Stats | R: 0<br>E: 0<br>K: 0<br>S: 12<br>H: 1<br>LOB: 2<br>BB: 2<br>P: 25 | R: 0<br>E: 0<br>K: 0<br>S: 10<br>H: 0<br>LOB: 0<br>BB: 0<br>P: 13 | R: 0<br>E: 0<br>K: 0<br>S: 6<br>H: 1<br>LOB: 0<br>BB: 0<br>P: 10 | R: 0<br>E: 0<br>K: 1<br>S: 9<br>H: 0<br>LOB: 0<br>BB: 0<br>P: 16 | R: 5<br>E: 0<br>K: 0<br>S: 14<br>H: 4<br>LOB: 0<br>BB: 1<br>P: 27 | R: 0<br>E: 0<br>K: 0<br>S: 8<br>H: 1<br>LOB: 1<br>BB: 0<br>P: 14 | R: 0<br>E: 0<br>K: 2<br>S: 9<br>H: 1<br>LOB: 2<br>BB: 1<br>P: 17 | R: 1<br>E: 0<br>K: 1<br>S: 16<br>H: 2<br>LOB: 2<br>BB: 1<br>P: 33 | R: 1<br>E: 0<br>K: 0<br>S: 13<br>H: 1<br>LOB: 1<br>BB: 1<br>P: 23 | 1B: 3<br>2B: 6<br>3B: 0<br>HR: 2<br>SF: 1<br>SAC: 0<br>DP: 1<br>HBP: 0 | | | | | | WP: 0<br>PB: 1<br>SB: 0<br>CS: 1<br>PA: 42 | |

| | AB | 35 |
|---|---|---|
| | R | 7 |
| | H | 11 |
| | RBI | 7 |
| | BB | 6 |
| | SO | 4 |
| | LOB | 16 |

| PITCHER | | IP | WLS | BF | H | R | ER | SO | BB | IBB | HBP | BLK | WP | HR | S | P | ERA | WHIP |
|---|---|---|---|---|---|---|---|---|---|---|---|---|---|---|---|---|---|---|
| 49 Ross Ohlendorf, R<br>ERA: 4.31 | (1, 1) | 5.0 | W | 22 | 6 | 5 | 5 | 1 | 3 | 0 | 0 | 0 | 0 | 2 | 51 | 91 | 9.00 | 1.800 |
| 43 Jesse Chavez, R<br>ERA: 2.2 | (6, 1) | 1.2 | H | 8 | 2 | 0 | 0 | 1 | 1 | 0 | 0 | 0 | 0 | 0 | 14 | 26 | 0.00 | 1.800 |
| 24 Tom Gorzelanny, L<br>ERA: | (7, 1) | 0.1 | H | 1 | 0 | 0 | 0 | 1 | 0 | 0 | 0 | 0 | 0 | 0 | 3 | 5 | 0.00 | 0.000 |
| 34 John Grabow, L<br>ERA: 5.5 | (8, 1) | 1.0 | | 6 | 2 | 1 | 1 | 1 | 1 | 0 | 0 | 0 | 0 | 0 | 16 | 33 | 9.00 | 3.000 |
| 55 Matt Capps, R<br>ERA: 7.62 | (9, 1) | 1.0 | | 5 | 1 | 1 | 1 | 0 | 1 | 0 | 0 | 0 | 0 | 0 | 13 | 23 | 9.00 | 2.000 |

| PITCHER | IP | WLS | BF | H | R | ER | SO | BB | IBB | HBP | BLK | WP | HR | S | P | ERA | WHIP |
|---|---|---|---|---|---|---|---|---|---|---|---|---|---|---|---|---|---|

| Batter | 1 | 2 | 3 | 4 | 5 | 6 | 7 | 8 | 9 | 10 | AB | R | H | RBI | BB | SO | LOB |
|---|---|---|---|---|---|---|---|---|---|---|---|---|---|---|---|---|---|
| 3 Nyjer Morgan, L (1, 7)<br>OBP: 0.380, SLG: 0.366 | B FF 91<br>C FF 90<br>X CH 83<br>1-1<br>12<br>1B<br>2B | B FF 90<br>X FF 90<br>1-0 ②<br>F8 | | C FF 90<br>B FF 89<br>F FF 88<br>B SL 78<br>X SI 89<br>2-2 ③<br>G1-3 | | | X SL 84<br>0-0 ③<br>B3-4 | | | L FF 85<br>1 SAFE<br>B SI 85<br>X FF 84<br>1-1 ①<br>SH1-4<br>1-2 | 4 | 1 | 1 | 0 | 0 | 0 | 0 |
| 12 Freddy Sanchez, R (1, 4)<br>OBP: 0.345, SLG: 0.487 | S FF 91<br>B FF 90<br>X SL 82<br>1-1<br>44<br>WP<br>25<br>BB<br>44<br>2B<br>2-H<br>1B | F FF 91<br>F FF 91<br>F SL 86<br>B FF 92<br>F FF 91<br>S CH 83<br>1-3 ③<br>K | | | C FF 88<br>F SL 82<br>X CH 82<br>0-2 ①<br>P4 | | | B SI 87<br>B SI 87<br>F SI 87<br>B SI 87<br>F SI 87<br>F SI 88<br>T SI 87<br>3-2 ①<br>K | | I IN 64<br>I IN 68<br>I IN 67<br>I<br>4-0<br>25<br>2B<br>IBB | 4 | 2 | 1 | 1 | 1 | 2 | 0 |
| 13 Nate McLouth, L (1, 8)<br>OBP: 0.374, SLG: 0.500 | C FF 89<br>F FF 90<br>X FF 91<br>0-2 ①<br>F9 | | C CH 82<br>B FF 90<br>X CH 81<br>1-1<br>25<br>G3-1<br>25<br>WP<br>15<br>HR<br>1B | | C FF 90<br>B FF 90<br>B CH 82<br>F CH 81<br>F SL 83<br>X FF 91<br>2-2 ②<br>F9 | | | C SL 85<br>B FF 88<br>X SL 79<br>1-1 ②<br>F9 | | B SL 69<br>C FF 85<br>X FF 85<br>1-1 ②<br>F8<br>2-3 | 5 | 1 | 1 | 0 | 0 | 0 | 3 |
| 25 Adam LaRoche, L (1, 3)<br>OBP: 0.317, SLG: 0.455 | B FF 92<br>B CH 82<br>B CH 82<br>C FF 89<br>C FF 90<br>F FF 91<br>B FF 90<br>4-2<br>44<br>WP<br>44<br>2B<br>1-2<br>BB | | B FF 88<br>X CH 85<br>1-0 ①<br>G3-1<br>1-3 | | B FF 90<br>B FF 89<br>X SI 87<br>2-0 ③<br>G4-3 | | | C SI 88<br>B SL 82<br>B SI 87<br>C SI 88<br>X SI 90<br>2-2 ③<br>G1-3 | | X FF 86<br>0-0<br>44<br>1B<br>1-H<br>3-H<br>2B | 4 | 2 | 1 | 2 | 1 | 0 | 1 |
| 44 Brandon Moss, L (1, 9)<br>OBP: 0.311, SLG: 0.387 | F FF 89<br>F FF 90<br>B SL 84<br>B SL 82<br>X FF 91<br>2-2<br>1-H<br>2-H<br>2B | | S CU 75<br>B SI 90<br>F FF 89<br>F FF 91<br>S CH 82<br>1-3 ②<br>K | | | X FF 87<br>0-0 ①<br>F8 | | | B SL 71<br>S FF 85<br>C FF 86<br>B SL 72<br>F FF 86<br>X FF 86<br>2-2 ①<br>F7 | B SL 70<br>C FF 85<br>X SI 84<br>1-1<br>2-H<br>1B | 5 | 0 | 2 | 3 | 0 | 1 | 1 |
| 15 Andy LaRoche, R (1, 5)<br>OBP: 0.338, SLG: 0.393<br>24 Tom Gorzelanny, R (9, 1) | X FF 91<br>0-0 ②<br>P5 | | B FF 90<br>X FF 88<br>1-0<br>3-H<br>HR | | | C SL 81<br>X SL 80<br>0-1 ②<br>F8 | | | B SI 84<br>C CH 77<br>B CH 75<br>B SI 84<br>B SI 82<br>4-1<br>BB | C FF 85<br>F FF 86<br>1 SAFE<br>D SL 70<br>B FF 86<br>S FF 85<br>2-3 ③<br>K | 3<br>1 | 1<br>0 | 1<br>0 | 2<br>0 | 1<br>0 | 0<br>1 | 1<br>1 |
| 35 Jason Jaramillo, S (1, 2)<br>OBP: 0.381, SLG: 0.396 | B FF 90<br>B SI 88<br>F SI 88<br>F FF 91<br>B FF 91<br>B FF 90<br>4-2<br>BB | | B FF 91<br>B FF 88<br>X SI 88<br>2-0 ③<br>P5 | | | B FF 90<br>X SI 88<br>1-0 ③<br>F7 | | | 1 SAFE<br>B SI 84<br>F SI 83<br>F CH 77<br>X FF 86<br>1-2 ②<br>P6 | | 3 | 0 | 0 | 0 | 1 | 0 | 1 |
| 2 Jack Wilson, R (1, 6)<br>OBP: 0.318, SLG: 0.380 | B FF 90<br>B FF 89<br>X FF 90<br>2-0 ③<br>P5 | | | C FF 87<br>C SL 83<br>X FF 90<br>0-2 ①<br>F9 | | | C SI 86<br>B SI 88<br>C SI 87<br>X SI 89<br>1-2 ①<br>G1-3 | | F SI 85<br>F SL 69<br>C FF 86<br>0-3 ③<br>K | | 4 | 0 | 0 | 0 | 0 | 1 | 3 |
| 27 Jeff Karstens, R (1, 1)<br>18 Craig Monroe, R (7, PH)<br>OBP: 0.286, SLG: 0.478<br>47 Evan Meek, R (7, 1)<br>17 Sean Burnett, L (8, 1)<br>5 Ramón Vázquez, L (9, 5)<br>OBP: 0.342, SLG: 0.220 | | C FF 90<br>C FF 91<br>X FF 91<br>0-2 ①<br>G6-3 | | C FF 90<br>B FF 90<br>X FF 89<br>1-1 ②<br>G6-3 | | | C SL 78<br>B SL 82<br>B SL 83<br>X CH 82<br>2-1 ②<br>F9 | | | C FF 85<br>F FF 86<br>B SL 71<br>B SL 70<br>X FF 86<br>2-2<br>13<br>F8<br>3<br>SH1-4<br>25<br>2B<br>1B | 2<br>1<br>0<br>0<br>1 | 0<br>0<br>0<br>0<br>1 | 0<br>0<br>0<br>0<br>1 | 0<br>0<br>0<br>0<br>1 | 0<br>0<br>0<br>0<br>0 | 0<br>0<br>0<br>0<br>0 | 0<br>0<br>0<br>0<br>0 |
| Inning Stats | R: 3<br>E: 0<br>K: 0<br>S: 17<br>H: 3<br>LOB: 2<br>BB: 2<br>P: 31 | R: 0<br>E: 0<br>K: 1<br>S: 9<br>H: 0<br>LOB: 0<br>BB: 0<br>P: 11 | R: 2<br>E: 0<br>K: 1<br>S: 9<br>H: 2<br>LOB: 0<br>BB: 0<br>P: 15 | R: 0<br>E: 0<br>K: 0<br>S: 8<br>H: 0<br>LOB: 0<br>BB: 0<br>P: 11 | R: 0<br>E: 0<br>K: 0<br>S: 8<br>H: 0<br>LOB: 0<br>BB: 0<br>P: 12 | R: 0<br>E: 0<br>K: 0<br>S: 4<br>H: 0<br>LOB: 0<br>BB: 0<br>P: 5 | R: 0<br>E: 0<br>K: 0<br>S: 6<br>H: 0<br>LOB: 0<br>BB: 0<br>P: 9 | R: 0<br>E: 0<br>K: 1<br>S: 9<br>H: 0<br>LOB: 0<br>BB: 0<br>P: 15 | R: 0<br>E: 0<br>K: 1<br>S: 11<br>H: 0<br>LOB: 1<br>BB: 1<br>P: 18 | R: 3<br>E: 0<br>K: 1<br>S: 13<br>H: 3<br>LOB: 1<br>BB: 1<br>P: 24 | 1B: 4<br>2B: 3<br>3B: 0<br>HR: 1<br>SF: 0<br>SAC: 1<br>DP: 0<br>HBP: 0 | WP: 2<br>PB: 0<br>SB: 0<br>CS: 0<br>PA: 42 | | | | | |

# TOP

## Pittsburgh Pirates @ Washington Nationals

Nationals Park, Washington, DC

Tue May 19 2009, 7:05 PM EDT
Att. 18,579 - Clear - 67 F

livebaseballscorecards.com

| | |
|---|---|
| AB | 37 |
| R | 8 |
| H | 8 |
| RBI | 8 |
| BB | 4 |
| SO | 5 |
| LOB | 11 |

| PITCHER | | IP | WLS | BF | H | R | ER | SO | BB | IBB | HBP | BLK | WP | HR | S | P | ERA | WHIP |
|---|---|---|---|---|---|---|---|---|---|---|---|---|---|---|---|---|---|---|
| 39 Shairon Martis, R<br>ERA: 4.53 | (1, 1) | 6.0 | | 25 | 5 | 5 | 5 | 2 | 2 | 0 | 0 | 0 | 2 | 1 | 55 | 85 | 7.50 | 1.167 |
| 41 Ron Villone, L<br>ERA: | (7, 1) | 2.0 | | 6 | 0 | 0 | 0 | 1 | 0 | 0 | 0 | 0 | 0 | 0 | 15 | 24 | 0.00 | 0.000 |
| 97 Joe Beimel, L<br>ERA: 5.63 | (9, 1) | 2.0 | L | 11 | 3 | 3 | 3 | 2 | 1 | 1 | 0 | 0 | 0 | 0 | 24 | 42 | 13.50 | 2.000 |

| PITCHER | IP | WLS | BF | H | R | ER | SO | BB | IBB | HBP | BLK | WP | HR | S | P | ERA | WHIP |
|---|---|---|---|---|---|---|---|---|---|---|---|---|---|---|---|---|---|

| Batter | 1 | 2 | 3 | 4 | 5 | 6 | 7 | 8 | 9 | 10 | AB | R | H | RBI | BB | SO | LOB |
|---|---|---|---|---|---|---|---|---|---|---|---|---|---|---|---|---|---|
| 15 Cristian Guzman, S (1, 6)<br>OBP: 0.383, SLG: 0.484 | C SI 90<br>B CU 68<br>X SI 89<br>1-1<br>G4-3 ① | | X SI 90<br>0-0<br>G3 ②<br>2-3 | | B CU 69<br>C SI 89<br>X CH 75<br>1-1<br>G3 ② | | B FF 88<br>B FF 87<br>B CH 86<br>C FF 89<br>S FF 90<br>B FF 91<br>4-2<br>24<br>G4-6-3<br>BB | | X SI 90<br>0-0<br>F9 ① | | 4 | 0 | 0 | 0 | 1 | 0 | 1 |
| 24 Nick Johnson, L (1, 3)<br>OBP: 0.432, SLG: 0.468 | C SI 90<br>B FF 90<br>B SI 90<br>X SI 89<br>2-1<br>L7 ② | | B SI 91<br>C CH 78<br>B CH 80<br>B SI 88<br>H CU 70<br>4-1<br>11<br>FC6-4<br>HBP | | C FF 89<br>B CU 71<br>X SI 88<br>1-1<br>F7 ③ | | B CU 78<br>C FF 90<br>X FF 91<br>1-1<br>G4-6-3 ①②<br>1-2f | | B SI 90<br>C SI 91<br>B SL 79<br>X SI 90<br>2-1<br>44<br>WP<br>3B | | 4 | 1 | 1 | 0 | 0 | 0 | 1 |
| 11 Ryan Zimmerman, R (1, 5)<br>OBP: 0.416, SLG: 0.624 | C SI 90<br>B CU 69<br>F SI 89<br>X SL 76<br>1-2<br>G1-3 ③ | | B CU 70<br>B FF 89<br>C SI 90<br>B SL 80<br>X SI 90<br>3-1<br>FC6-4 ③<br>1-2f | | | X SI 89<br>0-0<br>16<br>G4-3<br>44<br>BB<br>22<br>1B<br>1B | B FF 95<br>B FF 92<br>C FF 91<br>C FF 90<br>B CU 82<br>B FC 91<br>4-2<br>44<br>BB<br>BB | | B SI 91<br>B SL 77<br>C SL 77<br>B SI 91<br>B SL 77<br>4-1<br>44<br>WP<br>BB | | 3 | 1 | 1 | 0 | 2 | 0 | 2 |
| 44 Adam Dunn, L (1, 9)<br>OBP: 0.430, SLG: 0.596 | | F SI 89<br>B FF 92<br>B CU 69<br>F FF 89<br>C CU 69<br>2-3<br>K ① | | B CU 69<br>C SI 89<br>X SI 89<br>1-1<br>HR | | C SI 90<br>B CU 71<br>B SL 76<br>B FF 87<br>B SI 90<br>4-1<br>16<br>G4-3<br>1-2<br>BB | B CU 75<br>S FF 88<br>B FF 91<br>B FF 91<br>B FF 88<br>4-1<br>1-2<br>BB | | C SL 78<br>B SL 78<br>B SL 77<br>C SI 90<br>B SL 78<br>F SL 77<br>S SL 78<br>3-3<br>K ②<br>1-2<br>3-H | | 3 | 1 | 1 | 1 | 2 | 2 | 1 |
| 16 Josh Willingham, R (1, 7)<br>OBP: 0.347, SLG: 0.500 | | C SI 89<br>C CU 69<br>B FF 88<br>B CU 68<br>B SI 88<br>X FF 87<br>3-2<br>F7 ② | | C FF 89<br>X SL 76<br>0-1<br>G5-3 ① | | B SI 88<br>C SL 76<br>X SL 77<br>1-1<br>G4-3 ①②<br>1-2f<br>2-3 | B CU 78<br>F FF 88<br>B FF 92<br>X FF 88<br>2-1<br>F8 ③ | | B SI 89<br>B CH 83<br>D CH 83<br>B SI 89<br>4-0<br>BB | | 4 | 0 | 0 | 0 | 1 | 0 | 4 |
| 22 Willie Harris, L (1, 8)<br>OBP: 0.413, SLG: 0.396 | | B SI 90<br>F FF 89<br>B CH 78<br>B FF 88<br>B FF 87<br>4-1<br>6<br>S<br>BB | | C SI 89<br>B CU 70<br>F SI 86<br>B CH 78<br>B SI 88<br>F SI 86<br>F FF 86<br>X SI 87<br>3-2<br>G3-1 ② | | B CU 70<br>C FF 89<br>B CH 74<br>B SI 87<br>C SI 86<br>X FF 88<br>3-2<br>6<br>3B<br>3-H<br>1B | | C SI 89<br>B SL 78<br>B SI 90<br>S SI 90<br>B SI 90<br>H SI 90<br>4-2<br>23<br>G3-1<br>6<br>SH1-3<br>HBP | C SL 79<br>S SL 79<br>D SL 80<br>B SL 78<br>C SL 77<br>2-3<br>K ③ | | 3 | 1 | 1 | 1 | 1 | 1 | 2 |
| 6 Anderson Hernandez, S (1, 4)<br>OBP: 0.369, SLG: 0.357 | | B FF 89<br>1 SAFE<br>B FF 89<br>C SI 88<br>B CH 78<br>X CH 78<br>3-1<br>F9 ③<br>1-2 | | X SI 88<br>0-0<br>1B | | 1 SAFE<br>C SI 87<br>1 SAFE<br>F SI 88<br>1 SAFE<br>B FF 88<br>X CH 75<br>1-2<br>23<br>1B<br>1-H<br>3B | | 1 SAFE<br>F SI 89<br>X FF 89<br>0-1<br>SH1-3 ①<br>1-2 | | B FF 90<br>B FF 90<br>C FF 89<br>X SI 89<br>2-1<br>F8 ① | 4 | 1 | 2 | 1 | 0 | 0 | 1 |
| 23 Wil Nieves, R (1, 2)<br>OBP: 0.333, SLG: 0.311 | | | C FF 89<br>X SI 90<br>0-1<br>15<br>G3<br>39<br>SH3-4<br>1B | B FF 88<br>B FF 87<br>B SI 86<br>C FF 85<br>F FF 85<br>F SI 88<br>X SI 87<br>3-2<br>F9 ③ | | B SL 80<br>D SI 88<br>C SI 88<br>B SI 87<br>C SL 76<br>X SI 87<br>3-2<br>3-H<br>1B | | B CH 83<br>B SI 89<br>F SI 89<br>X CH 83<br>2-1<br>G3-1 ②<br>2-3 | | C FF 91<br>F SI 91<br>B SL 73<br>S FF 91<br>1-3<br>K ② | 5 | 0 | 2 | 1 | 0 | 1 | 2 |
| 39 Shairon Martis, R (1, 1)<br>OBP: 0.250, SLG: 0.313<br>10 Ronnie Belliard, R (6, PH)<br>OBP: 0.241, SLG: 0.314<br>41 Ron Villone, L (7, 1)<br>25 Austin Kearns, R (8, PH)<br>OBP: 0.364, SLG: 0.416<br>97 Joe Beimel, L (9, 1)<br>13 Alex Cintron, S (10, PH)<br>OBP: 0.143, SLG: 0.077 | | | B SI 88<br>X FF 87<br>1-0<br>SH3-4 ①<br>1-2 | | C FF 88<br>F SI 86<br>X CU 74<br>0-2<br>G5-3 ① | F SI 89<br>C SL 79<br>S SL 75<br>0-3<br>K ③ | | C SI 90<br>X SI 89<br>0-1<br>F7 ③ | | C SI 90<br>B SI 91<br>X FF 91<br>1-1<br>F7 ③ | 1<br>1<br>0<br>1<br>0<br>1 | 0<br>0<br>0<br>0<br>0<br>0 | 0<br>0<br>0<br>0<br>0<br>0 | 0<br>0<br>0<br>0<br>0<br>0 | 0<br>1<br>0<br>0<br>0<br>0 | 0<br>1<br>0<br>1<br>0<br>0 | 0<br>1<br>0<br>1<br>0<br>0 |
| Inning Stats | R: 0<br>E: 0<br>K: 0<br>S: 7<br>H: 0<br>LOB: 0<br>BB: 0<br>P: 11 | R: 0<br>E: 0<br>K: 1<br>S: 9<br>H: 0<br>LOB: 1<br>BB: 1<br>P: 21 | R: 0<br>E: 0<br>K: 0<br>S: 7<br>H: 1<br>LOB: 2<br>BB: 0<br>P: 15 | R: 1<br>E: 0<br>K: 0<br>S: 14<br>H: 2<br>LOB: 1<br>BB: 0<br>P: 21 | R: 0<br>E: 0<br>K: 0<br>S: 7<br>H: 0<br>LOB: 0<br>BB: 0<br>P: 9 | R: 3<br>E: 0<br>K: 1<br>S: 16<br>H: 4<br>LOB: 1<br>BB: 1<br>P: 28 | R: 0<br>E: 0<br>K: 0<br>S: 9<br>H: 0<br>LOB: 2<br>BB: 3<br>P: 24 | R: 0<br>E: 0<br>K: 0<br>S: 8<br>H: 0<br>LOB: 1<br>BB: 0<br>P: 14 | R: 1<br>E: 0<br>K: 2<br>S: 11<br>H: 1<br>LOB: 2<br>BB: 2<br>P: 26 | R: 0<br>E: 0<br>K: 1<br>S: 7<br>H: 0<br>LOB: 0<br>BB: 0<br>P: 11 | 1B: 5<br>2B: 0<br>3B: 2<br>HR: 1<br>SF: 0<br>SAC: 2<br>DP: 2<br>HBP: 2 | WP: 1<br>PB: 0<br>SB: 1<br>CS: 0<br>PA: 45 | | | | | |

| PITCHER | IP | WLS | BF | H | R | ER | SO | BB | IBB | HBP | BLK | WP | HR | S | P | ERA | WHIP |
|---|---|---|---|---|---|---|---|---|---|---|---|---|---|---|---|---|---|
| 27 Jeff Karstens, R (1, 1)<br>ERA: 5.21 | 6.0 | | 27 | 7 | 4 | 4 | 2 | 2 | 0 | 1 | 0 | 0 | 1 | 60 | 105 | 6.00 | 1.500 |
| 47 Evan Meek, R (7, 1)<br>ERA: 3.07 | 1.0 | H | 5 | 0 | 0 | 0 | 0 | 3 | 0 | 0 | 0 | 0 | 0 | 9 | 24 | 0.00 | 3.000 |
| 17 Sean Burnett, L (8, 1)<br>ERA: 3.15 | 1.2 | B | 9 | 1 | 1 | 1 | 1 | 2 | 0 | 1 | 0 | 1 | 0 | 16 | 35 | 5.40 | 1.800 |
| 24 Tom Gorzelanny, L (9, 1)<br>ERA: | 1.1 | W | 4 | 0 | 0 | 0 | 2 | 0 | 0 | 0 | 0 | 0 | 0 | 10 | 16 | 0.00 | 0.000 |

| PITCHER | IP | WLS | BF | H | R | ER | SO | BB | IBB | HBP | BLK | WP | HR | S | P | ERA | WHIP |
|---|---|---|---|---|---|---|---|---|---|---|---|---|---|---|---|---|---|

# BOTTOM

# Pittsburgh Pirates @ Washington Nationals

Nationals Park, Washington, DC

Tue May 19 2009, 7:05 PM EDT
Att. 18,579 - Clear - 67 F

livebaseballscorecards.com

| | |
|---|---|
| AB | 34 |
| R | 5 |
| H | 8 |
| RBI | 4 |
| BB | 7 |
| SO | 5 |
| LOB | 16 |

| Batter | 1 | 2 | 3 | 4 | 5 | 6 | 7 | 8 | 9 | AB | R | H | RBI | BB | SO | LOB |
|---|---|---|---|---|---|---|---|---|---|---|---|---|---|---|---|---|
| 3 Nyjer Morgan, L (1, 7)<br>OBP: 0.381, SLG: 0.370 | B SI 86<br>C FF 86<br>C SI 88<br>S FF 89<br>1-3 ① K | | B FF 86<br>X FF 86<br>1-0 12 SH3-4 2B | | C FF 86<br>B CU 71<br>F SL 79<br>X CU 73<br>1-2 ① F9 | | C SL 83<br>F SL 77<br>B CU 73<br>B FF 87<br>B FF 88<br>F FF 87<br>B CU 71<br>4-2 12 FC5-4 BB | | B FF 94<br>L FF 94<br>1 SAFE<br>L FF 95<br>F SL 85<br>X SL 84<br>1-2 ① F9 | 4 | 0 | 1 | 0 | 1 | 1 | 1 |
| 12 Freddy Sanchez, R (1, 4)<br>OBP: 0.349, SLG: 0.487 | C FF 88<br>F SI 89<br>B FF 90<br>X FF 89<br>1-2 13 BB 1B | | X FF 86<br>0-0 ① SH3-4<br>2-3 | | X CH 80<br>0-0 ② F8 | | B FF 85<br>1 SAFE<br>1 SAFE<br>B FF 87<br>X SI 88<br>2-0 ① FC5-4 13 FC6-4<br>1-2f | | X FF 95<br>0-0 44 FC3-2 13 1B 25 WP<br>1-2 1B | 4 | 1 | 2 | 0 | 0 | 0 | 1 |
| 13 Nate McLouth, L (1, 8)<br>OBP: 0.382, SLG: 0.496 | B FF 88<br>C FF 88<br>D CU 74<br>B FF 89<br>B FF 89<br>4-1 1-2 BB | | C CU 71<br>B FF 88<br>X CU 73<br>1-1 ② G3 | | C FF 86<br>H CH 80<br>1-1 18 1B HBP | | B SL 82<br>X SL 80<br>1-0 ② FC6-4<br>1-2f | | B SL 84<br>C FF 96<br>X SL 85<br>1-1 25 WP 44 FC3-2<br>1-2<br>2-3 1B | 3 | 0 | 1 | 0 | 1 | 0 | 2 |
| 18 Craig Monroe, R (1, 9)<br>OBP: 0.283, SLG: 0.460<br>44 Brandon Moss, L (9, PH)<br>OBP: 0.308, SLG: 0.384<br>(9, 9) | S CU 73<br>B SL 81<br>T CU 73<br>F CU 73<br>B SL 81<br>B FF 88<br>X SL 82<br>3-2 ② P3 | | F CU 73<br>C FF 88<br>D CU 74<br>F CU 73<br>F FF 89<br>X SL 80<br>1-2 ③ F9 | | X SL 80<br>0-0 1-2 1B | | 1 SAFE<br>B CU 72<br>F FF 88<br>X CU 73<br>1-1 ③ G5-3 | | B SL 84<br>F FF 95<br>S SL 86<br>F SL 86<br>D SL 86<br>D SL 87<br>F FF 96<br>X FF 96<br>3-2 ② FC3-2 25 WP<br>1-2<br>2-3<br>3-Hf | 4<br>1 | 0<br>0 | 1<br>0 | 0<br>0 | 0<br>0 | 0<br>0 | 4<br>3 |
| 25 Adam LaRoche, L (1, 3)<br>OBP: 0.313, SLG: 0.442 | C SL 82<br>B SL 81<br>B SL 80<br>B FF 88<br>F FF 87<br>T CU 73<br>3-2 ③ K | | F FF 87<br>B FF 88<br>C FF 88<br>X FF 89<br>1-2 ① L6 | | C SL 80<br>X CU 72<br>0-1 ③ G4-3 | | | C SI 88<br>X SI 89<br>0-1 ① F8 | S SL 85<br>S SL 86<br>D SL 87<br>B SL 86<br>B FF 97<br>F SL 85<br>B FF 97<br>4-2 1-2<br>2-3<br>3-H BB | 4 | 0 | 0 | 0 | 1 | 1 | 4 |
| 23 Robinzon Diaz, R (1, 2)<br>OBP: 0.346, SLG: 0.429 | | C SI 87<br>B FF 88<br>F SL 78<br>X CU 74<br>1-2 E5 2 G2-3 | B SI 88<br>X CH 80<br>1-0 ② G4-3 | | L FF 88<br>F CU 74<br>X FF 88<br>0-2 2 F8-6-4 15 1B 1B | | | B SI 88<br>C SI 88<br>F CH 82<br>F SL 82<br>S FF 88<br>1-3 ② K | B SL 84<br>S FF 96<br>B FF 97<br>S FF 96<br>F FF 96<br>F FF 97<br>X FF 96<br>2-2 ③ G4-3 | 5 | 0 | 1 | 0 | 0 | 1 | 3 |
| 15 Andy LaRoche, R (1, 5)<br>OBP: 0.350, SLG: 0.405 | | C SL 78<br>F CU 72<br>X SL 77<br>0-2 ① F8 | C SL 79<br>X FF 87<br>0-1 2 E 1B | | D CH 81<br>X CH 79<br>1-0 2 F8-6-4<br>1-2 1B | | | S CH 82<br>B CH 82<br>B SI 87<br>X CH 82<br>2-1 1B | | 4 | 1 | 3 | 0 | 0 | 0 | 1 |
| 2 Jack Wilson, R (1, 6)<br>OBP: 0.315, SLG: 0.386 | | C SI 87<br>B FF 87<br>C FF 87<br>F SI 88<br>X SI 88<br>1-2 ② G2-3<br>1-2 | X SI 86<br>0-0 E7<br>1-H 2B | | X CU 72<br>0-0 ①<br>② F8-6-4<br>1-2<br>2-3 | | | C SI 88<br>D CH 82<br>X CH 82<br>1-1 ③ G3 | | 4 | 0 | 1 | 1 | 0 | 0 | 4 |
| 28 Paul Maholm, L (1, 1)<br>OBP: 0.238, SLG: 0.278<br>43 Jesse Chavez, R (7, 1)<br>17 Sean Burnett, L (8, 1)<br>34 John Grabow, L (8, 1)<br>24 Delwyn Young, S (9, PH)<br>OBP: 0.429, SLG: 0.447<br>55 Matt Capps, R (9, 1) | | C SL 80<br>S CU 73<br>S CU 72<br>0-3 ③ K | B FF 86<br>F FF 88<br>C CU 72<br>S CU 71<br>1-3 ③ K | | F FF 88<br>F FF 88<br>B FF 89<br>F CU 73<br>F FF 88<br>F CU 74<br>S SL 81<br>1-3 ③ K | | | | C FF 95<br>B FF 95<br>S FF 95<br>X FF 96<br>1-2 13 1B 12 1B 44 FC3-2 1B | 3<br>0<br>0<br>0<br>1<br>0 | 0<br>0<br>0<br>0<br>0<br>0 | 0<br>0<br>0<br>0<br>1<br>0 | 0<br>0<br>0<br>0<br>0<br>0 | 3<br>0<br>0<br>0<br>0<br>0 | 3<br>0<br>0<br>0<br>0<br>0 | 3<br>0<br>0<br>0<br>0<br>0 |
| Inning Stats | R: 0<br>E: 0<br>K: 2<br>S: 14<br>H: 1<br>LOB: 2<br>BB: 1<br>P: 26 | R: 0<br>E: 1<br>K: 1<br>S: 13<br>H: 0<br>LOB: 1<br>BB: 0<br>P: 15 | R: 0<br>E: 0<br>K: 0<br>S: 9<br>H: 1<br>LOB: 1<br>BB: 0<br>P: 12 | R: 1<br>E: 1<br>K: 1<br>S: 10<br>H: 2<br>LOB: 1<br>BB: 0<br>P: 13 | R: 0<br>E: 0<br>K: 0<br>S: 8<br>H: 1<br>LOB: 2<br>BB: 0<br>P: 10 | R: 0<br>E: 0<br>K: 1<br>S: 11<br>H: 2<br>LOB: 1<br>BB: 0<br>P: 13 | R: 0<br>E: 0<br>K: 0<br>S: 7<br>H: 0<br>LOB: 1<br>BB: 1<br>P: 15 | R: 0<br>E: 0<br>K: 1<br>S: 10<br>H: 1<br>LOB: 1<br>BB: 0<br>P: 14 | R: 1<br>E: 0<br>K: 0<br>S: 23<br>H: 3<br>LOB: 3<br>BB: 1<br>P: 35 | 1B: 9<br>2B: 3<br>3B: 0<br>HR: 0<br>SF: 0<br>SAC: 1<br>DP: 1<br>HBP: 1 | | | | | | WP: 1<br>PB: 0<br>SB: 0<br>CS: 0<br>PA: 42 | |

| PITCHER | | IP | WLS | BF | H | R | ER | SO | BB | IBB | HBP | BLK | WP | HR | S | P | ERA | WHIP |
|---|---|---|---|---|---|---|---|---|---|---|---|---|---|---|---|---|---|---|
| 31 John Lannan, L<br>ERA: 3.63 | (1, 1) | 7.0 | | 31 | 7 | 1 | 1 | 5 | 2 | 0 | 1 | 0 | 0 | 0 | 72 | 104 | 1.29 | 1.286 |
| 41 Ron Villone, L<br>ERA: | (8, 1) | 1.0 | | 4 | 1 | 0 | 0 | 1 | 0 | 0 | 0 | 0 | 0 | 0 | 10 | 14 | 0.00 | 1.000 |
| 38 Joel Hanrahan, R<br>ERA: 6.87 | (9, 1) | 1.0 | L | 7 | 3 | 1 | 1 | 0 | 1 | 0 | 0 | 0 | 1 | 0 | 23 | 35 | 9.00 | 4.000 |

| PITCHER | IP | WLS | BF | H | R | ER | SO | BB | IBB | HBP | BLK | WP | HR | S | P | ERA | WHIP |
|---|---|---|---|---|---|---|---|---|---|---|---|---|---|---|---|---|---|

# TOP

# Pittsburgh Pirates @ Washington Nationals

Nationals Park, Washington, DC

Wed May 20 2009, 7:05 PM EDT

Att. 17,854 - Clear - 75 F

livebaseballscorecards.com

| | |
|---|---|
| AB | 37 |
| R | 2 |
| H | 11 |
| RBI | 1 |
| BB | 3 |
| SO | 6 |
| LOB | 26 |

# BOTTOM

| Batter | 1 | 2 | 3 | 4 | 5 | 6 | 7 | 8 | 9 | AB | R | H | RBI | BB | SO | LOB |
|---|---|---|---|---|---|---|---|---|---|---|---|---|---|---|---|---|
| 15 Cristian Guzman, S (1, 6)<br>OBP: 0.386, SLG: 0.500 | B SI 87<br>F SI 88<br>S CH 84<br>B CH 84<br>X CH 85<br>2-2 ①<br>F8 | C CU 74<br>B CH 84<br>S CH 83<br>B SI 90<br>X CU 74<br>2-2<br>E5<br>11<br>1B | F CH 84<br>B FF 89<br>B CH 84<br>X CH 84<br>2-1<br>24<br>1B<br>3B | X FF 96<br>0-0<br>24<br>PB<br>1B | | | | | 4 | 1 | 2 | 0 | 0 | 0 | 0 |
| 24 Nick Johnson, L (1, 3)<br>OBP: 0.434, SLG: 0.465 | S FF 89<br>B SL 82<br>B SI 89<br>C FF 90<br>B SI 90<br>F SL 82<br>F SI 90<br>B SL 82<br>4-2<br>BB | B SI 90<br>B CU 76<br>F SI 90<br>C SI 90<br>C CU 76<br>2-3 ①<br>K | C SL 82<br>C SL 82<br>X SL 82<br>0-2<br>44<br>S<br>3-H<br>1B | 1 SAFE<br>B FF 95<br>B FF 95<br>C FF 94<br>X FF 94<br>2-1 ②<br>P6<br>1-2 | | | | | 3 | 0 | 1 | 1 | 1 | 2 | |
| 11 Ryan Zimmerman, R (1, 5)<br>OBP: 0.413, SLG: 0.615 | C SI 90<br>B CH 85<br>S CH 85<br>F FF 91<br>X SI 90<br>1-2 ②<br>L9 | X SI 91<br>0-0<br>1-2<br>1B | C SI 90<br>B SI 91<br>C FF 91<br>F FF 91<br>B CU 75<br>X CU 76<br>2-2 ②<br>L7 | B CH 85<br>S SI 95<br>C FF 95<br>X FF 95<br>1-2 ③<br>L7 | | | | | 4 | 0 | 1 | 0 | 0 | 0 | 3 |
| 44 Adam Dunn, L (1, 7)<br>OBP: 0.426, SLG: 0.583 | F SL 82<br>B SL 81<br>F FF 91<br>T CU 76<br>1-2 ③<br>K | B SL 83<br>S SI 90<br>S SL 82<br>B SL 82<br>F SL 82<br>B CU 76<br>S FF 92<br>3-3 ②<br>K | C SL 82<br>B FF 91<br>B SL 83<br>F SL 81<br>X CU 78<br>2-2 ③<br>F8<br>1-2 | | | | | B SL 78<br>B SL 80<br>C SL 80<br>B SL 79<br>S SL 79<br>B SL 79<br>4-2<br>25<br>G6-4-3<br>BB | | 3 | 0 | 0 | 0 | 1 | 2 | 4 |
| 25 Austin Kearns, R (1, 9)<br>OBP: 0.360, SLG: 0.409 | | C SI 87<br>B FF 88<br>B CH 84<br>B FF 89<br>X FF 89<br>3-1<br>23<br>G5-3<br>30<br>BB<br>1B | X SI 86<br>0-0 ③<br>G6-3 | | F SI 89<br>X FF 89<br>0-1 ①<br>F8 | | | F CH 83<br>F FF 90<br>F FF 90<br>1 SAFE<br>B FF 90<br>1 SAFE<br>D SL 84<br>B CH 83<br>X FF 89<br>3-2 ①②<br>G6-4-3<br>1-2f | | 4 | 0 | 1 | 0 | 0 | 0 | 3 |
| 10 Ronnie Belliard, R (1, 4)<br>OBP: 0.241, SLG: 0.296 | | B SI 90<br>S CH 84<br>F SI 86<br>S CH 85<br>1-3 ①<br>K | C CU 73<br>B CH 83<br>X FF 88<br>1-1 ①<br>L7 | B CH 84<br>B SI 86<br>C SI 89<br>F CH 84<br>F CH 84<br>B CU 76<br>F SI 85<br>F CH 84<br>F FF 90<br>4-2<br>F CH 84<br>B CH 85<br>BB | | | X FF 91<br>0-0 ③<br>L7 | | 3 | 0 | 0 | 0 | 1 | 1 | 1 |
| 30 Justin Maxwell, R (1, 8)<br>OBP: 0.417, SLG: 0.400<br>22 Willie Harris, L (9, PH)<br>OBP: 0.422, SLG: 0.408 | | B CH 85<br>B SI 90<br>S FF 90<br>B FF 90<br>S SI 89<br>B FF 90<br>4-2<br>23<br>G5-3<br>1-2<br>BB | F SI 89<br>C FF 89<br>B CH 85<br>X SI 89<br>1-2 ②<br>L4 | B CH 85<br>X SI 89<br>1-0 ②<br>P4 | | | C FF 92<br>X CH 87<br>0-1<br>23<br>G6-4-3<br>1B | | 2<br>1 | 0<br>0 | 0<br>1 | 0<br>0 | 1<br>0 | 0<br>0 | 1<br>0 |
| 23 Wil Nieves, R (1, 2)<br>OBP: 0.308, SLG: 0.286 | | B SI 90<br>X SI 90<br>1-0 ②<br>G5-3<br>1-2<br>2-3 | B FF 90<br>F CH 85<br>B CH 84<br>X SI 89<br>2-1 ③<br>G6-3 | 1 SAFE<br>C SI 90<br>F SI 90<br>B SI 88<br>F CH 84<br>F FF 90<br>S CU 76<br>1-3 ③<br>K | | | 1 SAFE<br>L FF 92<br>1 SAFE<br>F FF 94<br>X FF 93<br>0-2 ①②<br>G6-4-3<br>1-2f | | 4 | 0 | 0 | 0 | 0 | 1 | 4 |
| 31 John Lannan, L (1, 1)<br>OBP: 0.125, SLG: 0.125<br>6 Anderson Hernandez, S (7, PH)<br>OBP: 0.366, SLG: 0.354<br>41 Ron Villone, L (8, 1)<br>38 Joel Hanrahan, R (9, 1)<br>16 Josh Willingham, R (9, PH)<br>OBP: 0.343, SLG: 0.494 | | C CU 74<br>C CU 76<br>S SL 81<br>0-3 ③<br>K | C FF 86<br>C SI 88<br>S CU 74<br>0-3 ①<br>K | | | C FF 94<br>B CH 86<br>C CH 86<br>B FF 95<br>S FF 96<br>2-3 ①<br>K | | C SL 85<br>S SL 86<br>B FF 94<br>F FF 95<br>B SL 85<br>X FF 95<br>2-2 ③<br>F8 | 2<br>1<br>0<br>0<br>1 | 0<br>0<br>0<br>0<br>0 | 0<br>0<br>0<br>0<br>0 | 0<br>0<br>0<br>0<br>0 | 2<br>1<br>0<br>0<br>0 | 1<br>0<br>0<br>0<br>0 | 2<br>0<br>0<br>0<br>0 |
| Inning Stats | R: 0<br>E: 0<br>K: 1<br>S: 14<br>H: 0<br>LOB: 1<br>BB: 1<br>P: 22 | R: 0<br>E: 0<br>K: 2<br>S: 11<br>H: 1<br>LOB: 2<br>BB: 1<br>P: 20 | R: 0<br>E: 1<br>K: 2<br>S: 12<br>H: 1<br>LOB: 2<br>BB: 0<br>P: 19 | R: 0<br>E: 0<br>K: 0<br>S: 7<br>H: 0<br>LOB: 0<br>BB: 0<br>P: 11 | R: 1<br>E: 0<br>K: 1<br>S: 15<br>H: 2<br>LOB: 1<br>BB: 0<br>P: 21 | R: 0<br>E: 0<br>K: 1<br>S: 15<br>H: 0<br>LOB: 1<br>BB: 1<br>P: 21 | R: 0<br>E: 0<br>K: 1<br>S: 9<br>H: 1<br>LOB: 1<br>BB: 0<br>P: 14 | R: 0<br>E: 0<br>K: 0<br>S: 7<br>H: 0<br>LOB: 0<br>BB: 1<br>P: 14 | R: 0<br>E: 0<br>K: 0<br>S: 9<br>H: 1<br>LOB: 0<br>BB: 0<br>P: 11 | 1B: 5<br>2B: 0<br>3B: 1<br>HR: 0 | SF: 0<br>SAC: 0<br>DP: 2<br>HBP: 0 | | WP: 0<br>PB: 1<br>SB: 1<br>CS: 0 | PA: 36 | | | |

Pittsburgh Pirates @ Washington Nationals

Nationals Park, Washington, DC

Wed May 20 2009, 7:05 PM EDT

Att. 17,854 - Clear - 75 F

livebaseballscorecards.com

| | |
|---|---|
| AB | 32 |
| R | 1 |
| H | 6 |
| RBI | 1 |
| BB | 4 |
| SO | 8 |
| LOB | 20 |

| PITCHER | | IP | WLS | BF | H | R | ER | SO | BB | IBB | HBP | BLK | WP | HR | S | P | ERA | WHIP |
|---|---|---|---|---|---|---|---|---|---|---|---|---|---|---|---|---|---|---|
| 28 Paul Maholm, L<br>ERA: 3.3 | (1, 1) | 6.0 | | 26 | 4 | 1 | 1 | 7 | 3 | 0 | 0 | 0 | 0 | 0 | 74 | 114 | 1.50 | 1.167 |
| 43 Jesse Chavez, R<br>ERA: 2.08 | (7, 1) | 1.0 | | 4 | 1 | 0 | 0 | 1 | 0 | 0 | 0 | 0 | 0 | 0 | 9 | 14 | 0.00 | 1.000 |
| 17 Sean Burnett, L<br>ERA: 3.15 | (8, 1) | 0.0 | | 1 | 0 | 0 | 0 | 0 | 1 | 0 | 0 | 0 | 0 | 0 | 2 | 6 | ∞ | ∞ |
| 34 John Grabow, L<br>ERA: 5.21 | (8, 1) | 1.0 | W | 2 | 0 | 0 | 0 | 0 | 0 | 0 | 0 | 0 | 0 | 0 | 5 | 8 | 0.00 | 0.000 |
| 55 Matt Capps, R<br>ERA: 7.07 | (9, 1) | 1.0 | S | 3 | 1 | 0 | 0 | 0 | 0 | 0 | 0 | 0 | 0 | 0 | 9 | 11 | 0.00 | 1.000 |

| PITCHER | IP | WLS | BF | H | R | ER | SO | BB | IBB | HBP | BLK | WP | HR | S | P | ERA | WHIP |
|---|---|---|---|---|---|---|---|---|---|---|---|---|---|---|---|---|---|

| Batter | 1 | 2 | 3 | 4 | 5 | 6 | 7 | 8 | 9 | AB | R | H | RBI | BB | SO | LOB |
|---|---|---|---|---|---|---|---|---|---|---|---|---|---|---|---|---|
| 3 Nyjer Morgan, L (1, 7)<br>OBP: 0.372, SLG: 0.360 | C SI 91<br>F SI 91<br>B KC 80<br>B KC 81<br>F SI 91<br>F FF 91<br>X SI 91<br>2-2 ① L6 | | | B SI 88<br>B SI 89<br>C SI 89<br>F SI 89<br>X SI 90<br>2-2 ① G6-3 | | C FF 88<br>F KC 80<br>B SI 90<br>B FF 90<br>X SI 90<br>2-2 ③ G4-3 | | C SL 80<br>X SI 90<br>0-1 ① G3 | | 4 | 0 | 0 | 0 | 0 | 0 | 0 |
| 12 Freddy Sanchez, R (1, 4)<br>OBP: 0.341, SLG: 0.475 | F SI 91<br>S FF 85<br>S FF 92<br>0-3 ② K | | | C CH 81<br>F FF 89<br>S FF 90<br>0-3 ② K | | | C KC 78<br>F CH 82<br>X FF 89<br>0-2 ① G6-3 | B SL 80<br>C SL 80<br>X SI 90<br>1-1 ② G6-3 | | 4 | 0 | 0 | 0 | 0 | 2 | 0 |
| 13 Nate McLouth, L (1, 8)<br>OBP: 0.378, SLG: 0.485 | C FF 91<br>B CH 83<br>B SI 91<br>F SI 91<br>X SI 90<br>2-2 ③ F8 | | | B FF 90<br>C FF 90<br>X CH 81<br>1-1 ③ G3 | | | B CH 80<br>B FF 89<br>B FF 89<br>B FF 88<br>B FF 89<br>4-1 25 HR BB | C SI 90<br>S CH 84<br>B SL 83<br>X CH 85<br>1-2 ③ G3-1 | | 3 | 1 | 0 | 0 | 1 | 0 | 0 |
| 25 Adam LaRoche, L (1, 3)<br>OBP: 0.318, SLG: 0.470 | | B FF 89<br>C SI 89<br>B CH 82<br>S SI 90<br>X SI 90<br>2-2 ① G4-3 | | | B FF 88<br>X FF 89<br>1-0 44 G4-3 15 G6-3 2B | | C CH 82<br>C FF 90<br>B CH 82<br>B FF 88<br>1 SAFE<br>X FF 90<br>2-2 1-H HR | | B SL 84<br>B FF 96<br>C FF 96<br>B FF 95<br>C FF 96<br>X FF 95<br>3-2 ① F8 | 4 | 2 | 2 | 2 | 0 | 0 | 0 |
| 44 Brandon Moss, L (1, 9)<br>OBP: 0.315, SLG: 0.397 | | X FF 90<br>0-0 ② F7 | | | X SI 89<br>0-0 ① G4-3 2-3 | | X SI 89<br>0-0 15 1B 2B | | C FF 96<br>F FF 97<br>X SL 86<br>0-2 1B | 4 | 1 | 2 | 0 | 0 | 0 | 1 |
| 15 Andy LaRoche, R (1, 5)<br>OBP: 0.349, SLG: 0.403<br>5 Ramón Vázquez, L (9, PH)<br>OBP: 0.338, SLG: 0.217 | | C FF 89<br>F KC 81<br>S SI 90<br>0-3 ③ K | | | B FF 89<br>D SI 89<br>F FF 89<br>X SI 90<br>2-1 ② G6-3 3-H | | B KC 78<br>B SI 89<br>C FF 90<br>X FF 90<br>2-1 35 BB 2-H 1B | | C FF 95<br>B FF 95<br>F FF 96<br>C FF 96<br>1-3 ② K | 3<br>1 | 0<br>0 | 1<br>0 | 2<br>0 | 0<br>0 | 1<br>1 | 0<br>1 |
| 35 Jason Jaramillo, S (1, 2)<br>OBP: 0.379, SLG: 0.382<br>24 Delwyn Young, S (9, PH)<br>OBP: 0.419, SLG: 0.436 | | | B FF 88<br>C FF 90<br>X SI 90<br>1-1 ① G4-3 | | B CH 82<br>X SI 90<br>1-0 ③ L7 | | B SI 88<br>B CH 82<br>B SI 89<br>B SI 87<br>4-0 1-2 BB | | B FF 96<br>B FF 96<br>B FF 95<br>C FF 94<br>C FF 96<br>S FF 97<br>3-3 ③ K | 2<br>1 | 0<br>0 | 0<br>0 | 0<br>0 | 1<br>0 | 0<br>1 | 0<br>1 |
| 2 Jack Wilson, R (1, 6)<br>OBP: 0.304, SLG: 0.372 | | | C FF 90<br>F CH 81<br>B FF 90<br>F FF 90<br>X FF 91<br>1-2 ② G5-3 | | | C KC 78<br>F FF 89<br>B FF 90<br>X FF 90<br>1-2 ① P5 | C SI 92<br>X SI 91<br>0-1 ② L9 | | | 3 | 0 | 0 | 0 | 0 | 0 | 2 |
| 45 Ian Snell, R (1, 1)<br>OBP: 0.176, SLG: 0.176<br>16 Eric Hinske, L (7, PH)<br>OBP: 0.348, SLG: 0.333<br>24 Tom Gorzelanny, R (7, 1)<br>43 Jesse Chavez, R (8, 1) | | | C SI 90<br>X SI 91<br>0-1 ③ G6-3 | | | B FF 88<br>B FF 89<br>C FF 89<br>X FF 89<br>2-1 ② G4-3 | B SI 91<br>B CH 82<br>C SL 80<br>B SL 81<br>F SL 81<br>X SL 79<br>3-2 ③ G4-3 | | | 2<br>1<br>0<br>0 | 0<br>0<br>0<br>0 | 0<br>0<br>0<br>0 | 0<br>0<br>0<br>0 | 0<br>0<br>0<br>0 | 0<br>0<br>0<br>0 | 0<br>2<br>0<br>0 |
| Inning Stats | R: 0<br>E: 0<br>K: 1<br>S: 11<br>H: 0<br>LOB: 0<br>BB: 0<br>P: 15 | R: 0<br>E: 0<br>K: 1<br>S: 7<br>H: 0<br>LOB: 0<br>BB: 0<br>P: 9 | R: 0<br>E: 0<br>K: 0<br>S: 8<br>H: 0<br>LOB: 0<br>BB: 0<br>P: 10 | R: 0<br>E: 0<br>K: 1<br>S: 8<br>H: 0<br>LOB: 0<br>BB: 0<br>P: 11 | R: 1<br>E: 0<br>K: 0<br>S: 5<br>H: 1<br>LOB: 0<br>BB: 0<br>P: 9 | R: 0<br>E: 0<br>K: 0<br>S: 8<br>H: 0<br>LOB: 0<br>BB: 0<br>P: 13 | R: 3<br>E: 0<br>K: 0<br>S: 15<br>H: 3<br>LOB: 2<br>BB: 2<br>P: 30 | R: 0<br>E: 0<br>K: 0<br>S: 7<br>H: 0<br>LOB: 0<br>BB: 0<br>P: 9 | R: 0<br>E: 0<br>K: 2<br>S: 12<br>H: 1<br>LOB: 1<br>BB: 0<br>P: 19 | 1B: 2<br>2B: 2<br>3B: 0<br>HR: 1 | SF: 0<br>SAC: 0<br>DP: 0<br>HBP: 0 | | | | | |

| PITCHER | IP | WLS | BF | H | R | ER | SO | BB | IBB | HBP | BLK | WP | HR | S | P | ERA | WHIP |
|---|---|---|---|---|---|---|---|---|---|---|---|---|---|---|---|---|---|
| 35 Craig Stammen, R (1, 1)<br>ERA: 5.68 | 6.1 | | 24 | 4 | 4 | 4 | 3 | 1 | 0 | 0 | 0 | 0 | 1 | 57 | 85 | 5.68 | 0.789 |
| 50 Julian Tavarez, R (7, 1)<br>ERA: 5.71 | 1.2 | W | 6 | 0 | 0 | 0 | 0 | 1 | 0 | 0 | 0 | 0 | 0 | 12 | 21 | 0.00 | 0.600 |
| 38 Joel Hanrahan, R (9, 1)<br>ERA: 6.52 | 1.0 | S | 4 | 1 | 0 | 0 | 2 | 0 | 0 | 0 | 0 | 0 | 0 | 12 | 19 | 0.00 | 1.000 |

| PITCHER | IP | WLS | BF | H | R | ER | SO | BB | IBB | HBP | BLK | WP | HR | S | P | ERA | WHIP |
|---|---|---|---|---|---|---|---|---|---|---|---|---|---|---|---|---|---|

# TOP

# Pittsburgh Pirates @ Washington Nationals

Nationals Park, Washington, DC

Thu May 21 2009, 7:05 PM EDT

Att. 17,816 - Clear - 80 F

livebaseballscorecards.com

| | |
|---|---|
| AB | 32 |
| R | 4 |
| H | 5 |
| RBI | 4 |
| BB | 2 |
| SO | 5 |
| LOB | 7 |

| | | | | | | | | | | | | | | | | | |
|---|---|---|---|---|---|---|---|---|---|---|---|---|---|---|---|---|---|
| 1B: 2<br>2B: 2<br>3B: 0<br>HR: 1 | SF: 0<br>SAC: 0<br>DP: 0<br>HBP: 0 | WP: 0<br>PB: 0<br>SB: 0<br>CS: 0 | PA: 34 |

# Pittsburgh Pirates @ Washington Nationals

Nationals Park, Washington, DC

Thu May 21 2009, 7:05 PM EDT

Att. 17,816 - Clear - 80 F

BOTTOM

livebaseballscorecards.com

| Batter | 1 | 2 | 3 | 4 | 5 | 6 | 7 | 8 | 9 | AB | R | H | RBI | BB | SO | LOB |
|---|---|---|---|---|---|---|---|---|---|---|---|---|---|---|---|---|
| 15 Cristian Guzman, S (1, 6)<br>OBP: 0.382, SLG: 0.493 | B SI 92<br>X FF 92<br>1-0 ① F7 | | B FF 91<br>C CH 85<br>X SI 93<br>1-1 ① G1-3 | | S SL 81<br>B FF 93<br>B SL 83<br>X SI 93<br>2-1 ② G3 | | | B SL 76<br>X SI 91<br>1-0 24 1B / 11 1B 1B | | 4 | 1 | 1 | 0 | 0 | 0 | 0 |
| 24 Nick Johnson, L (1, 3)<br>OBP: 0.435, SLG: 0.473 | B FF 92<br>B CH 84<br>B FF 92<br>C FF 93<br>C FF 92<br>F FF 95<br>F FF 93<br>X FF 93<br>3-2 2B | | C SI 92<br>B CH 86<br>B FF 93<br>X SI 93<br>2-1 ② F7 | | C FF 92<br>B SL 84<br>S CH 86<br>B SL 89<br>B SL 86<br>C FF 95<br>3-3 ③ K | | | F FF 92<br>1 SAFE<br>1 SAFE<br>C FF 92<br>F SL 79<br>1 SAFE<br>X SL 82<br>0-2 11 1B / 44 1B<br>1-2 1B | | 4 | 1 | 2 | 0 | 0 | 1 | 0 |
| 11 Ryan Zimmerman, R (1, 5)<br>OBP: 0.409, SLG: 0.607 | B FF 91<br>B SL 85<br>F FF 94<br>F FF 94<br>S SL 84<br>2-3 ② K | | C SL 83<br>F FF 94<br>B FF 95<br>X SL 88<br>1-2 ③ L4 | | | S FF 93<br>B SL 88<br>X FF 93<br>1-1 ① G6-3 | | C CH 84<br>X CH 85<br>0-1 44 1B<br>1-3 1B<br>2-H | | 4 | 0 | 1 | 1 | 0 | 1 | 1 |
| 44 Adam Dunn, L (1, 9)<br>OBP: 0.422, SLG: 0.573<br>38 Joel Hanrahan, R (9, 1) | S SL 82<br>S SL 84<br>C SL 85<br>0-3 ③ K | | | C FF 92<br>B CH 85<br>B SL 83<br>C FF 94<br>B FF 95<br>X FF 95<br>3-2 ① G3 | | C SL 84<br>X SI 94<br>0-1 ② F7 | | B SL 82<br>C FF 94<br>X SI 92<br>1-1 1-2 1B<br>3-H | | 4<br>0 | 0<br>0 | 1<br>0 | 1<br>0 | 0<br>0 | 1<br>0 | 1<br>0 |
| 16 Josh Willingham, R (1, 7)<br>OBP: 0.350, SLG: 0.500 | | C FF 92<br>S SL 86<br>B FF 91<br>F SL 83<br>B SL 87<br>B FF 92<br>B FF 95<br>4-2 22 2B / 7 G4-3 BB | | X FF 93<br>0-0 7 1B 2B | | S SL 81<br>B SL 87<br>B FF 94<br>C FF 92<br>F SL 87<br>S SL 83<br>2-3 ③ K | | B FF 95<br>C FF 94<br>B FF 95<br>X FF 96<br>2-1 ② F7 | | 3 | 2 | 1 | 0 | 1 | 1 | 2 |
| 22 Willie Harris, L (1, 8)<br>OBP: 0.412, SLG: 0.415 | | C FF 94<br>B FF 94<br>1 SAFE<br>1 SAFE<br>B SL 84<br>X FF 93<br>2-1 7 G4-3 / 6 SF8<br>1-3 2B | | B CH 85<br>C FF 92<br>F SL 82<br>S SL 83<br>1-3 ② K2-3 | | | B FF 90<br>X FF 90<br>1-0 ① L9 | C CH 86<br>B CH 86<br>F FF 96<br>F CH 85<br>F FF 96<br>S FC 90<br>1-3 ③ K | | 4 | 1 | 1 | 0 | 0 | 2 | 3 |
| 7 Josh Bard, S (1, 2)<br>OBP: 0.241, SLG: 0.286 | | C SL 83<br>B FF 93<br>X FF 92<br>1-1 ① G4-3<br>2-3<br>3-H | | B FF 92<br>B CH 85<br>X FF 93<br>2-0 2-H 1B | | | F FF 91<br>B CH 84<br>F SI 91<br>B FF 91<br>B SI 93<br>X FF 94<br>3-2 ② F8 | | | 3 | 0 | 1 | 2 | 0 | 0 | 1 |
| 6 Anderson Hernandez, S (1, 4)<br>OBP: 0.360, SLG: 0.350<br>10 Ronnie Belliard, R (5, 4)<br>OBP: 0.237, SLG: 0.291 | | F FF 94<br>S SL 84<br>B FF 95<br>F SL 84<br>X SL 84<br>1-2 ② SF8<br>3-H | | B SI 92<br>X SI 92<br>1-0 ③ G1-5-3 | | | B SI 92<br>B CH 84<br>F SI 91<br>B CH 83<br>F FF 92<br>F FF 92<br>X FF 93<br>3-2 ③ F8 | | | 1<br>1 | 0<br>0 | 0<br>0 | 1<br>0 | 0<br>0 | 0<br>0 | 1<br>0 |
| 35 Craig Stammen, R (1, 1)<br>50 Julian Tavarez, L (7, 1)<br>25 Austin Kearns, R (8, PH)<br>OBP: 0.357, SLG: 0.404 (9, 9) | | C FF 94<br>B FF 93<br>X FF 94<br>1-1 ③ G6-3 | | | C FF 90<br>B SL 81<br>F FF 91<br>S SL 84<br>1-3 ① K | | | B SI 91<br>S SI 92<br>C FF 92<br>X FF 93<br>1-2 ① P4 | | 2<br>0<br>1 | 0<br>0<br>0 | 0<br>0<br>0 | 0<br>0<br>0 | 0<br>0<br>0 | 1<br>0<br>0 | 0<br>0<br>0 |
| Inning Stats | R: 0 E: 0 K: 2 S: 12 H: 1 LOB: 1 BB: 0 P: 18 | R: 2 E: 0 K: 0 S: 13 H: 1 LOB: 0 BB: 1 P: 22 | R: 0 E: 0 K: 0 S: 7 H: 0 LOB: 0 BB: 0 P: 11 | R: 1 E: 0 K: 1 S: 9 H: 2 LOB: 1 BB: 0 P: 16 | R: 0 E: 0 K: 2 S: 8 H: 0 LOB: 0 BB: 0 P: 14 | R: 0 E: 0 K: 1 S: 8 H: 0 LOB: 0 BB: 0 P: 11 | R: 0 E: 0 K: 0 S: 8 H: 0 LOB: 0 BB: 0 P: 15 | R: 2 E: 0 K: 1 S: 19 H: 4 LOB: 2 BB: 0 P: 25 | | 1B: 5<br>2B: 3<br>3B: 0<br>HR: 0 | SF: 1<br>SAC: 0<br>DP: 0<br>HBP: 0 | | WP: 0<br>PB: 0<br>SB: 0<br>CS: 0 | PA: 33 | | |

| PITCHER | | IP | WLS | BF | H | R | ER | SO | BB | IBB | HBP | BLK | WP | HR | S | P | ERA | WHIP |
|---|---|---|---|---|---|---|---|---|---|---|---|---|---|---|---|---|---|---|
| 45 Ian Snell, R<br>ERA: 4.88 | (1, 1) | 6.0 | | 23 | 4 | 3 | 3 | 6 | 1 | 0 | 0 | 0 | 0 | 0 | 57 | 92 | 4.50 | 0.833 |
| 24 Tom Gorzelanny, L<br>ERA: 6.0 | (7, 1) | 1.1 | L | 8 | 4 | 2 | 2 | 0 | 0 | 0 | 0 | 0 | 0 | 0 | 20 | 30 | 13.50 | 3.000 |
| 43 Jesse Chavez, R<br>ERA: 2.0 | (8, 1) | 0.2 | | 2 | 0 | 0 | 0 | 1 | 0 | 0 | 0 | 0 | 0 | 0 | 7 | 10 | 0.00 | 0.000 |

| PITCHER | IP | WLS | BF | H | R | ER | SO | BB | IBB | HBP | BLK | WP | HR | S | P | ERA | WHIP |
|---|---|---|---|---|---|---|---|---|---|---|---|---|---|---|---|---|---|

| Batter | 1 | 2 | 3 | 4 | 5 | 6 | 7 | 8 | 9 | AB | R | H | RBI | BB | SO | LOB |
|---|---|---|---|---|---|---|---|---|---|---|---|---|---|---|---|---|
| 3 Nyjer Morgan, L (1, 7)<br>OBP: 0.364, SLG: 0.351 | C FF 92<br>X FF 93<br>0-1 ① G4-3 | | B FF 92<br>F FF 91<br>B FF 93<br>B FF 92<br>F FF 92<br>X FF 92<br>3-2 ③ G6-3 | | | C FF 91<br>B CU 79<br>F FF 91<br>S CU 80<br>1-3 ① K | | B FF 92<br>C FF 90<br>X FF 92<br>1-1 ③ G6-3 | | 4 | 0 | 0 | 0 | 0 | 1 | 0 |
| 12 Freddy Sanchez, R (1, 4)<br>OBP: 0.333, SLG: 0.464 | B FF 93<br>S FC 88<br>F FF 88<br>S CU 81<br>1-3 ② K | | | B FF 90<br>C FC 85<br>F FC 87<br>F CU 78<br>S CU 80<br>1-3 ① K | | F FF 92<br>C CU 80<br>F CU 80<br>X FF 92<br>0-2 ② G4-3 | | | C FF 96<br>X SL 90<br>0-1 ① G5-3 | 4 | 0 | 0 | 0 | 0 | 2 | 0 |
| 13 Nate McLouth, L (1, 8)<br>OBP: 0.375, SLG: 0.474 | B FF 94<br>B CH 84<br>F CH 85<br>S FC 88<br>B CU 81<br>B CH 86<br>4-2 25 S BB | | | C FC 88<br>B CU 80<br>S FC 86<br>B CU 80<br>B CU 80<br>X FC 88<br>3-2 ② G3 | | B FF 92<br>B CH 85<br>C FC 86<br>X FF 93<br>2-1 ③ P4 | | | C FF 97<br>S FF 96<br>F FF 96<br>B CU 83<br>S SL 85<br>1-3 ② K | 3 | 0 | 0 | 0 | 1 | 1 | 0 |
| 25 Adam LaRoche, L (1, 3)<br>OBP: 0.316, SLG: 0.461 | B FF 93<br>C FC 86<br>B FC 86<br>F FC 87<br>B CU 80<br>X FC 86<br>3-2 ③ F7<br>1-2 | | | S CH 85<br>B FF 93<br>B FF 92<br>C FC 87<br>B CH 86<br>B FC 87<br>4-2 BB | | | B FF 91<br>C FC 86<br>X FC 86<br>1-1 ① G3 | | B FF 95<br>C FF 96<br>X FF 95<br>1-1 ③ F9 | 3 | 0 | 0 | 0 | 1 | 0 | 1 |
| 16 Eric Hinske, L (1, 10)<br>OBP: 0.333, SLG: 0.317 | | B FF 92<br>C CH 85<br>F FF 94<br>S CU 80<br>1-3 ① K | | B FF 93<br>B FC 86<br>F FC 87<br>F FF 92<br>1 SAFE<br>S CU 76<br>2-3 ③ K | | | B CH 86<br>X FC 86<br>1-0 ② F9 | | | 3 | 0 | 0 | 0 | 0 | 2 | 1 |
| 44 Brandon Moss, L (1, 9)<br>OBP: 0.315, SLG: 0.395 | | C FC 86<br>C FF 92<br>B SI 92<br>B CU 80<br>B CU 80<br>S FC 88<br>3-3 ② K | | | C FC 88<br>F CU 80<br>B FF 92<br>B FF 92<br>X CU 79<br>2-2 ① G3-1 | | F FF 92<br>B CH 84<br>X CH 85<br>1-1 5 FC6 1B | | | 3 | 0 | 1 | 0 | 0 | 1 | 0 |
| 5 Ramón Vázquez, L (1, 5)<br>OBP: 0.325, SLG: 0.206 | | C FF 92<br>X FF 92<br>0-1 ③ G4-3 | | | C FF 92<br>C CH 85<br>C CU 81<br>0-3 ② K | | C FF 90<br>X FF 90<br>0-1 ③ FC6<br>1-2f | | | 3 | 0 | 0 | 0 | 0 | 1 | 1 |
| 35 Jason Jaramillo, S (1, 2)<br>OBP: 0.377, SLG: 0.379 | | | C FF 92<br>C CU 79<br>C CU 79<br>0-3 ① K | | B FF 93<br>X FC 86<br>1-0 1B | | | X FC 84<br>0-0 ① F8 | | 3 | 0 | 1 | 0 | 0 | 1 | 0 |
| 2 Jack Wilson, R (1, 6)<br>OBP: 0.295, SLG: 0.360 | | | X FF 93<br>0-0 ② F8 | | C CH 87<br>B FF 88<br>X FC 88<br>1-1 ③ L4 | | | B FF 91<br>X FF 90<br>1-0 ② P6 | | 3 | 0 | 0 | 0 | 0 | 0 | 1 |
| Inning Stats | R: 0<br>E: 0<br>K: 1<br>S: 10<br>H: 0<br>LOB: 1<br>BB: 1<br>P: 18 | R: 0<br>E: 0<br>K: 2<br>S: 8<br>H: 0<br>LOB: 0<br>BB: 0<br>P: 12 | R: 0<br>E: 0<br>K: 1<br>S: 7<br>H: 0<br>LOB: 0<br>BB: 0<br>P: 10 | R: 0<br>E: 0<br>K: 2<br>S: 12<br>H: 0<br>LOB: 1<br>BB: 1<br>P: 22 | R: 0<br>E: 0<br>K: 1<br>S: 9<br>H: 1<br>LOB: 1<br>BB: 0<br>P: 13 | R: 0<br>E: 0<br>K: 1<br>S: 9<br>H: 0<br>LOB: 0<br>BB: 0<br>P: 12 | R: 0<br>E: 0<br>K: 0<br>S: 7<br>H: 1<br>LOB: 1<br>BB: 0<br>P: 10 | R: 0<br>E: 0<br>K: 0<br>S: 4<br>H: 0<br>LOB: 0<br>BB: 0<br>P: 6 | R: 0<br>E: 0<br>K: 1<br>S: 8<br>H: 0<br>LOB: 0<br>BB: 0<br>P: 10 | 1B: 2<br>2B: 0<br>3B: 0<br>HR: 0<br>SF: 0<br>SAC: 0<br>DP: 0<br>HBP: 0 | | | | | | |

| PITCHER | | IP | WLS | BF | H | R | ER | SO | BB | IBB | HBP | BLK | WP | HR | S | P | ERA | WHIP |
|---|---|---|---|---|---|---|---|---|---|---|---|---|---|---|---|---|---|---|
| 34 Gavin Floyd, R<br>ERA: 6.54 | (1, 1) | 8.0 | W | 28 | 2 | 0 | 0 | 8 | 2 | 0 | 0 | 0 | 0 | 0 | 66 | 103 | 0.00 | 0.500 |
| 45 Bobby Jenks, R<br>ERA: 2.4 | (9, 1) | 1.0 | S | 3 | 0 | 0 | 0 | 1 | 0 | 0 | 0 | 0 | 0 | 0 | 8 | 10 | 0.00 | 0.000 |

| PITCHER | IP | WLS | BF | H | R | ER | SO | BB | IBB | HBP | BLK | WP | HR | S | P | ERA | WHIP |
|---|---|---|---|---|---|---|---|---|---|---|---|---|---|---|---|---|---|

# TOP

## Pittsburgh Pirates @ Chicago White Sox

U.S. Cellular Field, Chicago, IL

Fri May 22 2009, 8:11 PM EDT

Att. 23,347 - Clear - 56 F

livebaseballscorecards.com

| | |
|---|---|
| AB | 29 |
| R | 0 |
| H | 2 |
| RBI | 0 |
| BB | 2 |
| SO | 9 |
| LOB | 4 |

WP: 0 PA: 31
PB: 0
SB: 1
CS: 0

| Batter | 1 | 2 | 3 | 4 | 5 | 6 | 7 | 8 | 9 | AB | R | H | RBI | BB | SO | LOB |
|---|---|---|---|---|---|---|---|---|---|---|---|---|---|---|---|---|
| 22 Scott Podsednik, L (1, 7)<br>OBP: 0.309, SLG: 0.344 | B FF 88<br>C SI 88<br>B SI 87<br>X SI 89<br>2-1<br>23<br>G1-4-3<br>1B | | B SL 84<br>C CU 74<br>X SI 89<br>1-1 ②<br>G4-3<br>2-3<br>3-H | | | F FF 88<br>X SI 87<br>0-1<br>5<br>CS<br>1B | | C CU 74<br>B SL 81<br>F SI 90<br>B SL 82<br>X CU 75<br>2-2 ③<br>G1-3 | | 4 | 0 | 2 | 1 | 0 | 0 | 1 |
| 5 Jayson Nix, R (1, 4)<br>OBP: 0.302, SLG: 0.389 | F SI 89<br>1 SAFE<br>B CH 83<br>1 SAFE<br>F CH 82<br>C FF 90<br>1-3 ①<br>K | | X SI 90<br>0-0 ③<br>F8 | | | C FF 88<br>X CH 80<br>0-1 ②③<br>F8<br>1-2 | | | | 3 | 0 | 0 | 0 | 0 | 1 | 3 |
| 23 Jermaine Dye, R (1, 9)<br>OBP: 0.322, SLG: 0.511 | B SI 89<br>1 SAFE<br>X CH 82<br>1-0 ②③<br>G1-4-3<br>1-2f | | | C SI 88<br>B CU 72<br>B CH 80<br>F SI 89<br>S CU 74<br>2-3 ①<br>K | | | B CH 79<br>B CH 78<br>B SI 87<br>B FF 86<br>4-0<br>12<br>1B<br>BB | | | 2 | 0 | 0 | 0 | 1 | 1 | 1 |
| 14 Paul Konerko, R (1, 3)<br>OBP: 0.364, SLG: 0.517 | | C FF 89<br>T CH 81<br>S FF 89<br>0-3 ①<br>K | | B CU 74<br>X SI 88<br>1-0<br>12<br>G4-6-3<br>1B | | | C CH 82<br>S FF 89<br>F FF 88<br>X CH 80<br>0-2 ①<br>P4 | | | 3 | 0 | 1 | 0 | 0 | 1 | 1 |
| 12 A.J. Pierzynski, L (1, 2)<br>OBP: 0.298, SLG: 0.412 | | X SL 85<br>0-0 ②<br>G4-3 | | B CU 75<br>C CU 75<br>X FF 90<br>1-1 ②③<br>G4-6-3<br>1-2f | | | 1 SAFE<br>X CU 73<br>0-0<br>20<br>G5-4-3<br>1-2<br>1B | | | 3 | 0 | 1 | 0 | 0 | 0 | 1 |
| 20 Carlos Quentin, R (1, 10)<br>OBP: 0.329, SLG: 0.455 | | F SI 91<br>F FF 90<br>S SL 84<br>0-3 ③<br>K | | | X CH 80<br>0-0 ①<br>G5-3 | | B CH 80<br>F FF 88<br>X CH 80<br>1-1 ②③<br>G5-4-3<br>1-2f | | | 3 | 0 | 0 | 0 | 0 | 1 | 2 |
| 10 Alexei Ramirez, R (1, 6)<br>OBP: 0.270, SLG: 0.308 | | | B CU 72<br>B CH 79<br>L CH 81<br>X CH 80<br>2-1<br>7<br>SH1-3<br>32<br>S<br>22<br>G4-3<br>1B | | X CH 80<br>0-0 ②<br>F7 | | | C CH 79<br>B CU 72<br>B CU 73<br>X CH 79<br>2-1<br>HR | | 3 | 2 | 2 | 1 | 0 | 0 | 0 |
| 32 Brian Anderson, R (1, 8)<br>OBP: 0.360, SLG: 0.303 | | | B SI 89<br>C CU 75<br>D CU 74<br>C FF 90<br>B FF 90<br>F FF 90<br>B FF 90<br>4-2<br>22<br>G4-3<br>7<br>SH1-3<br>1-2<br>BB | | B FF 89<br>C SI 87<br>C CH 81<br>F CU 75<br>B FF 90<br>C FF 89<br>2-3 ③<br>K | | | B SI 88<br>F FF 88<br>S CH 79<br>B CH 78<br>C CU 74<br>2-3 ①<br>K | | 2 | 0 | 0 | 0 | 1 | 2 | 0 |
| 7 Josh Fields, R (1, 5)<br>OBP: 0.285, SLG: 0.299 | | | L FF 89<br>X FF 89<br>0-1 ①<br>SH1-3<br>1-2<br>2-3 | | | B SI 87<br>X CH 80<br>1-0 ①<br>F9 | | B SI 89<br>C CU 74<br>F CU 72<br>S FF 90<br>1-3 ②<br>K | | 2 | 0 | 0 | 0 | 0 | 1 | 0 |
| Inning Stats | R: 0<br>E: 0<br>K: 1<br>S: 6<br>H: 1<br>LOB: 0<br>BB: 0<br>P: 10 | R: 0<br>E: 0<br>K: 2<br>S: 7<br>H: 0<br>LOB: 0<br>BB: 0<br>P: 7 | R: 1<br>E: 0<br>K: 0<br>S: 10<br>H: 1<br>LOB: 1<br>BB: 1<br>P: 17 | R: 0<br>E: 0<br>K: 1<br>S: 6<br>H: 1<br>LOB: 0<br>BB: 0<br>P: 10 | R: 0<br>E: 0<br>K: 1<br>S: 6<br>H: 0<br>LOB: 0<br>BB: 0<br>P: 8 | R: 0<br>E: 0<br>K: 0<br>S: 5<br>H: 1<br>LOB: 0<br>BB: 0<br>P: 6 | R: 0<br>E: 0<br>K: 0<br>S: 7<br>H: 1<br>LOB: 1<br>BB: 1<br>P: 12 | R: 1<br>E: 0<br>K: 2<br>S: 11<br>H: 1<br>LOB: 0<br>BB: 0<br>P: 18 | | 1B: 5<br>2B: 0<br>3B: 0<br>HR: 1<br>SF: 0<br>SAC: 1<br>DP: 3<br>HBP: 0 | | | | | | |

| PITCHER | IP | WLS | BF | H | R | ER | SO | BB | IBB | HBP | BLK | WP | HR | S | P | ERA | WHIP |
|---|---|---|---|---|---|---|---|---|---|---|---|---|---|---|---|---|---|
| 57 Zach Duke, L (1, 1)<br>ERA: 2.77 | 8.0 | L | 28 | 6 | 2 | 2 | 7 | 2 | 0 | 0 | 0 | 0 | 1 | 58 | 88 | 2.25 | 1.000 |

| PITCHER | IP | WLS | BF | H | R | ER | SO | BB | IBB | HBP | BLK | WP | HR | S | P | ERA | WHIP |
|---|---|---|---|---|---|---|---|---|---|---|---|---|---|---|---|---|---|

# BOTTOM

## Pittsburgh Pirates @ Chicago White Sox

U.S. Cellular Field, Chicago, IL

Fri May 22 2009, 8:11 PM EDT

Att. 23,347 - Clear - 56 F

livebaseballscorecards.com

| | |
|---|---|
| AB | 25 |
| R | 2 |
| H | 6 |
| RBI | 2 |
| BB | 2 |
| SO | 7 |
| LOB | 9 |

| Batter | 1 | 2 | 3 | 4 | 5 | 6 | 7 | 8 | 9 | AB | R | H | RBI | BB | SO | LOB |
|---|---|---|---|---|---|---|---|---|---|---|---|---|---|---|---|---|
| 3 Nyjer Morgan, L (1, 7)<br>OBP: 0.361, SLG: 0.344 | B FF 92<br>B FF 93<br>B FF 92<br>C FF 91<br>C FF 92<br>F FF 93<br>B FF 94<br>4-2<br>12<br>G5-4-3<br>BB | | L FF 90<br>C FF 92<br>S FF 94<br>0-3 ②<br>K | | B FF 92<br>X FF 90<br>1-0 ③<br>G4-3 | | S FF 96<br>S FF 97<br>S FF 97<br>0-3 ③<br>K | | | 3 | 0 | 0 | 0 | 1 | 2 | 2 |
| 12 Freddy Sanchez, R (1, 4)<br>OBP: 0.331, SLG: 0.465 | C FF 91<br>X CH 81<br>0-1 ① ②<br>G5-4-3<br>1-2f | | F FF 91<br>F SI 93<br>B FF 96<br>C FF 95<br>1-3 ③<br>K | | | C FF 90<br>B SL 86<br>B CH 83<br>B FF 90<br>X FF 89<br>3-1<br>24<br>FC5<br>2B | | C FF 94<br>B FF 96<br>B FF 96<br>F FF 96<br>S FF 96<br>2-3 ①<br>K | | 4 | 0 | 1 | 0 | 0 | 2 | 1 |
| 13 Nate McLouth, L (1, 8)<br>OBP: 0.366, SLG: 0.461 | C FF 93<br>B FF 94<br>B FF 94<br>B SI 93<br>X SI 92<br>3-1 ③<br>G4-3 | | | C FF 90<br>B CU 76<br>S SL 86<br>B FF 93<br>S CH 83<br>2-3 ①<br>K | | F CU 74<br>C SI 90<br>B FF 93<br>F SI 89<br>F FF 93<br>D CH 84<br>B FF 93<br>X FF 92<br>3-2 ①<br>F7 | | C FF 96<br>B SL 86<br>F FF 96<br>S FF 96<br>1-3 ②<br>K | | 4 | 0 | 0 | 0 | 0 | 2 | 1 |
| 18 Craig Monroe, R (1, 10)<br>OBP: 0.298, SLG: 0.453 | | C FF 92<br>C FF 94<br>F FF 95<br>F FF 95<br>B CH 87<br>S CH 83<br>1-3 ①<br>K | | S CU 77<br>B CH 85<br>B CH 85<br>B FF 92<br>X FF 93<br>3-1<br>1B | | B FF 92<br>B FF 90<br>B FF 91<br>C SI 88<br>F SI 88<br>B CH 81<br>4-2<br>24<br>FC5<br>BB | | X FF 96<br>0-0 ③<br>F9 | | 3 | 0 | 1 | 0 | 1 | 1 | 0 |
| 25 Adam LaRoche, L (1, 3)<br>OBP: 0.309, SLG: 0.449 | | B FF 91<br>B FF 92<br>X FF 93<br>2-0 ②<br>G1-3 | | 1 SAFE<br>1 SAFE<br>S SI 90<br>F SI 89<br>1 SAFE<br>B FF 94<br>D CH 84<br>S SI 91<br>2-3 ②<br>K | | C SI 90<br>T SI 91<br>S FF 93<br>0-3 ②<br>K | | | C SI 92<br>F FF 93<br>B SL 81<br>B SL 79<br>F FF 94<br>C FO 84<br>2-3 ①<br>K | 4 | 0 | 0 | 0 | 0 | 3 | 3 |
| 24 Delwyn Young, S (1, 9)<br>OBP: 0.404, SLG: 0.405 | | C SI 93<br>B SL 89<br>B SL 86<br>F CH 83<br>F FF 95<br>F FF 93<br>B CH 84<br>B CH 84<br>4-2<br>15<br>1B<br>BB | | 1 SAFE<br>B FF 91<br>B FF 91<br>F CH 81<br>C FF 92<br>C FF 94<br>2-3 ③<br>K | | B CH 80<br>B CH 79<br>C SI 91<br>X CH 80<br>2-1 ③<br>FC5<br>1-2<br>2-3f | | | B FF 95<br>C SI 93<br>X FO 84<br>1-1 ②<br>P5 | 3 | 0 | 0 | 0 | 1 | 1 | 3 |
| 15 Andy LaRoche, R (1, 5)<br>OBP: 0.360, SLG: 0.409 | | B FF 92<br>S FF 92<br>C FF 92<br>B FF 94<br>1 SAFE<br>X CH 82<br>2-2<br>1-2<br>1B | | | B FF 89<br>X FF 90<br>1-0 ①<br>F7 | | B FF 92<br>B FF 92<br>C FF 92<br>B FF 91<br>C FF 92<br>B FF 90<br>4-2<br>35<br>S<br>BB | | C FF 95<br>B<br>X<br>1-1<br>44<br>DI<br>1B | 3 | 0 | 2 | 0 | 1 | 0 | 0 |
| 35 Jason Jaramillo, S (1, 2)<br>OBP: 0.375, SLG: 0.377<br>44 Brandon Moss, L (9, PH)<br>OBP: 0.313, SLG: 0.392 | | F SL 87<br>X CH 82<br>0-1 ③<br>F9 | | | B FF 91<br>F FF 90<br>X CH 81<br>1-1<br>1B | | C FF 93<br>B FF 93<br>B FF 93<br>S FF 92<br>F FF 93<br>F FF 93<br>B FF 94<br>X FF 93<br>3-2 ①<br>P5<br>1-2 | | S SI 93<br>C FF 94<br>F FF 95<br>F FO 80<br>B FF 94<br>C FF 94<br>1-3 ③<br>K<br>1-2 | 3<br>1 | 0<br>0 | 1<br>0 | 0<br>0 | 0<br>0 | 0<br>1 | 3<br>1 |
| 2 Jack Wilson, R (1, 6)<br>OBP: 0.286, SLG: 0.348 | | | C FF 90<br>B CU 76<br>X CH 84<br>1-1 ①<br>F8 | | B CH 80<br>C CH 79<br>F FF 90<br>1 SAFE<br>F FF 92<br>D SL 82<br>C FF 93<br>2-3 ②<br>K | | S FF 93<br>B FF 94<br>B SL 82<br>F FF 92<br>F SL 81<br>F FF 94<br>F FF 93<br>X FF 94<br>2-2 ②<br>P5 | | | 3 | 0 | 0 | 0 | 0 | 1 | 2 |
| Inning Stats | R: 0<br>E: 0<br>K: 0<br>S: 7<br>H: 0<br>LOB: 0<br>BB: 1<br>P: 14 | R: 0<br>E: 0<br>K: 1<br>S: 15<br>H: 1<br>LOB: 2<br>BB: 1<br>P: 24 | R: 0<br>E: 0<br>K: 2<br>S: 8<br>H: 0<br>LOB: 0<br>BB: 0<br>P: 10 | R: 0<br>E: 0<br>K: 3<br>S: 11<br>H: 1<br>LOB: 1<br>BB: 0<br>P: 20 | R: 0<br>E: 0<br>K: 1<br>S: 8<br>H: 1<br>LOB: 1<br>BB: 0<br>P: 13 | R: 0<br>E: 0<br>K: 1<br>S: 14<br>H: 1<br>LOB: 2<br>BB: 1<br>P: 26 | R: 0<br>E: 0<br>K: 1<br>S: 16<br>H: 0<br>LOB: 1<br>BB: 1<br>P: 25 | R: 0<br>E: 0<br>K: 2<br>S: 7<br>H: 0<br>LOB: 0<br>BB: 0<br>P: 10 | R: 0<br>E: 0<br>K: 2<br>S: 13<br>H: 1<br>LOB: 1<br>BB: 0<br>P: 18 | 1B: 4<br>2B: 1<br>3B: 0<br>HR: 0<br>SF: 0<br>SAC: 0<br>DP: 1<br>HBP: 0 | | | | | | WP: 0<br>PB: 0<br>SB: 1<br>CS: 0<br>PA: 35 | |

# TOP

## Pittsburgh Pirates @ Chicago White Sox

U.S. Cellular Field, Chicago, IL

Sat May 23 2009, 7:05 PM EDT
Att. 32,389 - Partly Cloudy - 64 F

livebaseballscorecards.com

| | |
|---|---|
| AB | 31 |
| R | 0 |
| H | 5 |
| RBI | 0 |
| BB | 4 |
| SO | 13 |
| LOB | 16 |

| PITCHER | | IP | WLS | BF | H | R | ER | SO | BB | IBB | HBP | BLK | WP | HR | S | P | ERA | WHIP |
|---|---|---|---|---|---|---|---|---|---|---|---|---|---|---|---|---|---|---|
| 54 Clayton Richard, L<br>ERA: 3.55 | (1, 1) | 6.0 | W | 24 | 4 | 0 | 0 | 8 | 3 | 0 | 0 | 0 | 0 | 0 | 63 | 107 | 0.00 | 1.167 |
| 26 Octavio Dotel, R<br>ERA: 0.63 | (7, 1) | 0.2 | H | 3 | 0 | 0 | 0 | 0 | 1 | 0 | 0 | 0 | 0 | 0 | 13 | 22 | 0.00 | 1.500 |
| 37 Matt Thornton, L<br>ERA: 2.12 | (7, 1) | 1.1 | H | 4 | 0 | 0 | 0 | 3 | 0 | 0 | 0 | 0 | 0 | 0 | 10 | 13 | 0.00 | 0.000 |
| 71 Scott Linebrink, R<br>ERA: 1.69 | (9, 1) | 1.0 | | 4 | 1 | 0 | 0 | 2 | 0 | 0 | 0 | 0 | 0 | 0 | 13 | 18 | 0.00 | 1.000 |

| PITCHER | IP | WLS | BF | H | R | ER | SO | BB | IBB | HBP | BLK | WP | HR | S | P | ERA | WHIP |
|---|---|---|---|---|---|---|---|---|---|---|---|---|---|---|---|---|---|

| Batter | 1 | 2 | 3 | 4 | 5 | 6 | 7 | 8 | 9 | AB | R | H | RBI | BB | SO | LOB |
|---|---|---|---|---|---|---|---|---|---|---|---|---|---|---|---|---|
| 22 Scott Podsednik, L (1, 8) (7, 7)<br>OBP: 0.306, SLG: 0.328 | C SI 90<br>C SI 91<br>X SL 83<br>0-2<br>G3 | | B FF 94<br>B SI 93<br>B SL 83<br>B FF 92<br>4-0<br>BB | | 1 SAFE<br>B FF 91<br>1 SAFE<br>1 SAFE<br>1 SAFE<br>X FF 90<br>1-0<br>F8 | | | X FF 89<br>0-0<br>F7 | | 3 | 0 | 0 | 0 | 1 | 0 | 1 |
| 10 Alexei Ramirez, R (1, 6)<br>OBP: 0.269, SLG: 0.328 | C SI 92<br>X SI 92<br>0-1<br>P4 | | B SL 81<br>1 SAFE<br>F FF 93<br>F SI 93<br>F SL 82<br>F SL 82<br>B SL 82<br>B FF 94<br>X SI 93<br>3-2<br>G4-3 | | 1 SAFE<br>X FF 91<br>0-0<br>1-H<br>HR | | | B SL 80<br>B FF 89<br>C SL 78<br>X SL 80<br>2-1<br>G6-3 | | 4 | 1 | 1 | 2 | 0 | 0 | 2 |
| 23 Jermaine Dye, R (1, 9)<br>OBP: 0.321, SLG: 0.524 | B SI 92<br>F SI 93<br>S SL 83<br>F FF 93<br>B SL 82<br>S SL 82<br>2-3<br>K | | | C FF 91<br>C SL 80<br>B SL 81<br>X FF 93<br>1-2<br>E6<br>14<br>1B | C SL 81<br>S SL 81<br>B SL 81<br>X FF 90<br>1-2<br>G5-3 | | | B FF 90<br>F FF 90<br>B SL 80<br>X SL 81<br>2-1<br>HR | | 4 | 2 | 1 | 1 | 0 | 1 | 0 |
| 25 Jim Thome, L (1, 10)<br>OBP: 0.388, SLG: 0.495 | | B FF 91<br>B FF 90<br>F FF 90<br>X SI 91<br>2-1<br>G4-3 | | C SI 91<br>B FF 90<br>B FF 91<br>X SI 91<br>2-1<br>F7 | | C CH 78<br>B FF 88<br>B CH 80<br>F FF 90<br>C SI 91<br>2-3<br>K | | B FF 90<br>B FF 86<br>B CH 77<br>C FF 86<br>B FF 86<br>4-1<br>BB | | 3 | 0 | 0 | 0 | 1 | 1 | 1 |
| 14 Paul Konerko, R (1, 3)<br>OBP: 0.361, SLG: 0.510 | | C FF 91<br>B SL 83<br>F FF 92<br>S SL 82<br>1-3<br>K | | B FF 92<br>C SL 81<br>F FF 92<br>B FF 92<br>X SL 82<br>2-2<br>2-H<br>1B | | C FF 90<br>F SI 91<br>B SL 81<br>B SL 82<br>F FF 90<br>F CH 81<br>B SI 90<br>X FF 89<br>3-2<br>F8 | | B FF 90<br>X FF 90<br>1-0<br>F7 | | 4 | 0 | 1 | 1 | 0 | 1 | 1 |
| 20 Carlos Quentin, R (1, 7)<br>OBP: 0.322, SLG: 0.444<br>32 Brian Anderson, R (7, 8)<br>OBP: 0.360, SLG: 0.303 | | X FF 93<br>0-0<br>G1-3 | | X SL 81<br>0-0<br>F7 | | B SL 81<br>B CH 82<br>B SL 80<br>F FF 90<br>X SL 80<br>3-1<br>G5-3 | | | | 3<br>0 | 0<br>0 | 0<br>0 | 0<br>0 | 0<br>0 | 0<br>0 | 1<br>0 |
| 12 A.J. Pierzynski, L (1, 2)<br>OBP: 0.299, SLG: 0.418 | | | C FF 91<br>B FF 92<br>X CH 83<br>1-1<br>7<br>FC3-5<br>2B | C FF 92<br>B FF 92<br>B SI 92<br>B FF 92<br>C FF 90<br>F SI 92<br>X SI 93<br>3-2<br>L3 | | | X SI 88<br>0-0<br>P6 | | | 3 | 0 | 1 | 0 | 0 | 0 | 1 |
| 7 Josh Fields, R (1, 5)<br>OBP: 0.286, SLG: 0.300 | | | B FF 92<br>C FF 92<br>X SI 92<br>1-1<br>FC3-5<br>17<br>G5-3<br>2-3 | | B FF 89<br>C FF 90<br>S SL 80<br>X FF 91<br>1-2<br>P4 | | X FF 88<br>0-0<br>17<br>CS<br>1B | | | 3 | 0 | 1 | 0 | 0 | 0 | 1 |
| 17 Chris Getz, L (1, 4)<br>OBP: 0.302, SLG: 0.304 | | | C FF 92<br>X FF 93<br>0-1<br>G5-3<br>1-2 | | F FF 90<br>F FF 89<br>X FF 91<br>0-2<br>10<br>HR<br>1B | | F FF 88<br>F CH 80<br>1 SAFE<br>1 SAFE<br>1 SAFE<br>D SL 80<br>D CH 82<br>1 SAFE<br>T CH 81<br>2-2<br>1-2<br>K | | | 3 | 1 | 1 | 0 | 0 | 1 | 2 |
| Inning Stats | R: 0<br>E: 0<br>K: 1<br>S: 9<br>H: 0<br>LOB: 0<br>BB: 0<br>P: 11 | R: 0<br>E: 0<br>K: 1<br>S: 6<br>H: 0<br>LOB: 0<br>BB: 0<br>P: 9 | R: 0<br>E: 0<br>K: 0<br>S: 11<br>H: 1<br>LOB: 2<br>BB: 1<br>P: 20 | R: 1<br>E: 1<br>K: 0<br>S: 13<br>H: 1<br>LOB: 1<br>BB: 0<br>P: 21 | R: 2<br>E: 0<br>K: 0<br>S: 11<br>H: 2<br>LOB: 0<br>BB: 0<br>P: 14 | R: 0<br>E: 0<br>K: 1<br>S: 10<br>H: 0<br>LOB: 0<br>BB: 0<br>P: 18 | R: 0<br>E: 0<br>K: 1<br>S: 5<br>H: 1<br>LOB: 1<br>BB: 0<br>P: 7 | R: 1<br>E: 0<br>K: 0<br>S: 7<br>H: 1<br>LOB: 1<br>BB: 1<br>P: 16 | | 1B: 3<br>2B: 2<br>3B: 0<br>HR: 2 | SF: 0<br>SAC: 0<br>DP: 1<br>HBP: 0 | | | | | |

| PITCHER | | IP | WLS | BF | H | R | ER | SO | BB | IBB | HBP | BLK | WP | HR | S | P | ERA | WHIP |
|---|---|---|---|---|---|---|---|---|---|---|---|---|---|---|---|---|---|---|
| 49 Ross Ohlendorf, R<br>ERA: 4.2 | (1, 1) | 7.2 | L | 31 | 6 | 4 | 3 | 4 | 2 | 0 | 0 | 0 | 0 | 2 | 71 | 114 | 3.52 | 1.043 |
| 47 Evan Meek, R<br>ERA: 3.0 | (8, 1) | 0.1 | | 1 | 0 | 0 | 0 | 0 | 0 | 0 | 0 | 0 | 0 | 0 | 1 | 2 | 0.00 | 0.000 |

| PITCHER | IP | WLS | BF | H | R | ER | SO | BB | IBB | HBP | BLK | WP | HR | S | P | ERA | WHIP |
|---|---|---|---|---|---|---|---|---|---|---|---|---|---|---|---|---|---|

# BOTTOM

## Pittsburgh Pirates @ Chicago White Sox

U.S. Cellular Field, Chicago, IL

Sat May 23 2009, 7:05 PM EDT
Att. 32,389 - Partly Cloudy - 64 F

livebaseballscorecards.com

| | |
|---|---|
| AB | 30 |
| R | 4 |
| H | 6 |
| RBI | 4 |
| BB | 2 |
| SO | 4 |
| LOB | 10 |

| Batter | 1 | 2 | 3 | 4 | 5 | 6 | 7 | 8 | 9 | AB | R | H | RBI | BB | SO | LOB |
|---|---|---|---|---|---|---|---|---|---|---|---|---|---|---|---|---|
| 3 Nyjer Morgan, L (1, 8) (9, 7)<br>OBP: 0.368, SLG: 0.358 | C FF 86<br>X FF 87<br>0-1 ① F8 | 1 SAFE<br>C FC 81<br>X FF 85<br>0-1 ③ 1-3 1B | | | L FC 79<br>B FC 80<br>F FC 80<br>B FF 86<br>X FC 82<br>2-2 24 G6-4-3 1B | | C FF 84<br>S FC 82<br>B FF 87<br>D CU 72<br>F SI 85<br>X FC 80<br>2-2 ② L7 | | B FF 95<br>X FF 95<br>1-0 24 1B 2B | 5 | 1 | 3 | 0 | 0 | 0 | 1 |
| 24 Delwyn Young, S (1, 9)<br>OBP: 0.385, SLG: 0.383<br>13 Nate McLouth, L (9, 8)<br>OBP: 0.366, SLG: 0.461 | C FF 87<br>B SI 86<br>F SI 86<br>C FF 88<br>1-3 ② K | | B CU 70<br>B FC 81<br>S SI 84<br>X FF 82<br>2-1 ① G4-3 | | 1 SAFE<br>B FF 85<br>1 SAFE<br>1 SAFE<br>S FC 80<br>B FF 82<br>1 SAFE<br>B FF 86<br>X SI 85<br>3-1 ① ② G6-4-3 1-2f | | B FC 82<br>F FC 81<br>1 SAFE<br>B FC 81<br>F FC 81<br>F FF 87<br>S FF 86<br>2-3 ③ K | | X FF 93<br>0-0 2-H 1B | 5<br>0 | 0<br>0 | 1<br>0 | 1<br>0 | 0<br>0 | 2<br>0 | 2<br>0 |
| 12 Freddy Sanchez, R (1, 4)<br>OBP: 0.333, SLG: 0.463 | B FF 88<br>C SI 86<br>B CH 80<br>F CH 80<br>X CH 79<br>2-2 18 1B 16 2B 1B | | B SI 84<br>F FC 80<br>S CH 79<br>X FF 88<br>2-2 16 L4-6 18 1B | | X FF 85<br>0-0 ③ F9 | | | B FF 92<br>F FF 91<br>C FF 92<br>F SL 81<br>F FF 93<br>X CU 77<br>1-2 ① G6-3 | B SL 90<br>F SL 90<br>B CH 86<br>B FF 94<br>C FF 94<br>X SL 86<br>3-2 ③ L7 | 5 | 1 | 2 | 0 | 0 | 0 | 1 |
| 18 Craig Monroe, R (1, 10)<br>OBP: 0.311, SLG: 0.456 | C FF 86<br>X FF 83<br>0-1 16 2B 1-3 1B | | X SI 84<br>0-0 1-2 1B | | | C FC 79<br>F CH 76<br>X FF 85<br>0-2 ① G6-3 | | S SL 82<br>B SL 81<br>C FF 93<br>S CU 78<br>1-3 ② K | | 4 | 0 | 2 | 0 | 0 | 1 | 0 |
| 16 Eric Hinske, L (1, 3)<br>OBP: 0.342, SLG: 0.388 | B CU 73<br>C SI 85<br>X CU 73<br>1-1 1-3 3-H 2B | | B FC 82<br>B FF 86<br>B FC 82<br>C FF 88<br>X FF 87<br>3-1 ② ③ L4-6 2-2 | | | S FF 83<br>S CU 69<br>B FF 84<br>X CH 77<br>1-2 ② G3-1 | | B FF 93<br>B FF 93<br>X FF 92<br>2-0 HR | | 4 | 1 | 2 | 2 | 0 | 0 | 2 |
| 15 Andy LaRoche, R (1, 5)<br>OBP: 0.357, SLG: 0.404 | C FC 83<br>F FC 84<br>B FF 88<br>B FF 88<br>B FC 83<br>S CH 81<br>3-3 ③ K | | | B SI 83<br>S SI 84<br>X CU 69<br>1-1 ① G6-3<br>B FF 84<br>F FF 85<br>S FF 86<br>F FF 86<br>B CU 72<br>B CU 71<br>F FF 86<br>X FF 88<br>3-2 ② G3-1 | | B CU 67<br>F CH 76<br>X SI 86<br>1-1 44 1B 1B<br>B<br>B FF 84<br>F FF 86<br>F SI 84<br>1 SAFE<br>1 SAFE<br>X CH 77<br>2-2 ③ 1-3 1B | | C FF 94<br>B SL 83<br>B SL 81<br>F FF 94<br>F FF 94<br>S SL 82<br>2-3 ③ K | | 4 | 0 | 1 | 0 | 0 | 2 | 2 |
| 44 Brandon Moss, L (1, 7) (9, 9)<br>OBP: 0.311, SLG: 0.387 | | X FF 83<br>0-0 ① F8 | | | | | | | S FF 96<br>B FF 93<br>X FF 95<br>1-1 ① G1-3 | 4 | 0 | 1 | 0 | 0 | 0 | 0 |
| 23 Robinzon Diaz, R (1, 2)<br>OBP: 0.357, SLG: 0.434 | | B FF 85<br>F FF 81<br>B SI 84<br>X SI 84<br>2-1 ② G6-3 | | B CH 78<br>X CH 78<br>1-0 2 FC5-4 1B | | | B FC 81<br>B CH 78<br>B SI 84<br>C FF 85<br>X FF 84<br>3-1 1B | | F FF 95<br>C FF 94<br>X FF 95<br>0-2 ② G4-3 | 4 | 0 | 2 | 0 | 0 | 0 | 0 |
| 2 Jack Wilson, R (1, 6)<br>OBP: 0.294, SLG: 0.385 | | L SI 84<br>X SI 85<br>0-1 3 1B 1B | | X SI 84<br>0-0 ③ FC5-4 1-2f | | | B FC 81<br>C FF 86<br>X FC 82<br>1-1 ① P6 | | B FF 94<br>X FF 94<br>1-0 HR | 4 | 1 | 2 | 1 | 0 | 0 | 2 |
| Inning Stats | R: 1 H: 3<br>E: 0 LOB: 2<br>K: 2 BB: 0<br>S: 15 P: 22 | R: 0 H: 2<br>E: 0 LOB: 2<br>K: 0 BB: 0<br>S: 7 P: 9 | R: 0 H: 2<br>E: 0 LOB: 1<br>K: 0 BB: 0<br>S: 8 P: 15 | R: 0 H: 1<br>E: 0 LOB: 1<br>K: 0 BB: 0<br>S: 9 P: 14 | R: 0 H: 1<br>E: 0 LOB: 0<br>K: 0 BB: 0<br>S: 6 P: 11 | R: 0 H: 2<br>E: 0 LOB: 2<br>K: 0 BB: 0<br>S: 11 P: 15 | R: 0 H: 1<br>E: 0 LOB: 1<br>K: 1 BB: 0<br>S: 12 P: 20 | R: 1 H: 1<br>E: 0 LOB: 0<br>K: 2 BB: 0<br>S: 13 P: 19 | R: 2 H: 3<br>E: 0 LOB: 1<br>K: 0 BB: 0<br>S: 11 P: 17 | 1B: 12 SF: 0<br>2B: 3 SAC: 0<br>3B: 0 DP: 2<br>HR: 2 HBP: 0 | | | | | | WP: 0 PA: 39<br>PB: 0<br>SB: 0<br>CS: 0 |

| PITCHER | | IP | WLS | BF | H | R | ER | SO | BB | IBB | HBP | BLK | WP | HR | S | P | ERA | WHIP |
|---|---|---|---|---|---|---|---|---|---|---|---|---|---|---|---|---|---|---|
| 56 Mark Buehrle, L<br>ERA: 2.59 | (1, 1) | 7.0 | | 29 | 12 | 1 | 1 | 3 | 0 | 0 | 0 | 0 | 0 | 0 | 68 | 106 | 1.29 | 1.714 |
| 26 Octavio Dotel, R<br>ERA: 1.17 | (8, 1) | 1.0 | H | 4 | 1 | 1 | 1 | 2 | 0 | 0 | 0 | 0 | 0 | 1 | 13 | 19 | 9.00 | 1.000 |
| 45 Bobby Jenks, R<br>ERA: 3.38 | (9, 1) | 1.0 | L | 6 | 3 | 2 | 2 | 0 | 0 | 0 | 0 | 0 | 0 | 1 | 11 | 17 | 18.00 | 3.000 |

| PITCHER | IP | WLS | BF | H | R | ER | SO | BB | IBB | HBP | BLK | WP | HR | S | P | ERA | WHIP |
|---|---|---|---|---|---|---|---|---|---|---|---|---|---|---|---|---|---|

# TOP

## Pittsburgh Pirates @ Chicago White Sox

U.S. Cellular Field, Chicago, IL

Sun May 24 2009, 2:05 PM EDT
Att. 28,309 - Partly Cloudy - 60 F

livebaseballscorecards.com

| | |
|---|---|
| AB | 39 |
| R | 4 |
| H | 16 |
| RBI | 4 |
| BB | 0 |
| SO | 5 |
| LOB | 10 |

| Batter | 1 | 2 | 3 | 4 | 5 | 6 | 7 | 8 | 9 | AB | R | H | RBI | BB | SO | LOB |
|---|---|---|---|---|---|---|---|---|---|---|---|---|---|---|---|---|
| 22 Scott Podsednik, L (1, 8)<br>OBP: 0.303, SLG: 0.324 | F FF 88<br>B SI 88<br>C CU 68<br>F FF 89<br>B SI 89<br>X SL 78<br>2-2 G3 ① | | F SI 88<br>B SI 89<br>B SI 87<br>B CH 77<br>X FF 86<br>3-1 L9 ② | | X FF 89<br>0-0 F8 ③ | | | X SL 84<br>0-0 10 SH1-4 1B | | 4 | 0 | 1 | 0 | 0 | 0 | 1 |
| 10 Alexei Ramirez, R (1, 6)<br>OBP: 0.270, SLG: 0.328 | S SL 78<br>X SL 77<br>0-1 P4 ② | | C SI 88<br>F SI 88<br>S SL 78<br>0-3 K ③ | | | F SI 88<br>C CU 70<br>F CU 71<br>B FF 89<br>F CH 78<br>B CU 66<br>B SL 78<br>X CU 67<br>3-2 25 G4-3 1B | | L FF 90<br>1 SAFE<br>P<br>1 SAFE<br>X FF 90<br>1-1 SH1-4 ①<br>1-2 | | 3 | 0 | 1 | 0 | 0 | 1 | 0 |
| 25 Jim Thome, L (1, 10)<br>OBP: 0.377, SLG: 0.478 | X SI 90<br>0-0 F7 ③ | | | X SI 88<br>0-0 G4-3 ① | | B SI 90<br>1 SAFE<br>B CH 77<br>X SI 87<br>2-0 G4-3 ①<br>1-2 | | B SL 85<br>B SL 84<br>C SL 84<br>F FF 91<br>C SL 84<br>2-3 K ② | | 4 | 0 | 0 | 0 | 0 | 1 | 2 |
| 14 Paul Konerko, R (1, 3)<br>OBP: 0.365, SLG: 0.503 | | C FF 88<br>B SL 77<br>F SI 87<br>X CU 69<br>1-2 P6 ① | | C FF 89<br>B SI 89<br>S CU 69<br>X CU 71<br>1-2 F8 ② | | D CU 71<br>D CH 77<br>B CU 69<br>2 SAFE<br>B SI 89<br>4-0 BB | | I IN 75<br>I IN 75<br>I IN 74<br>I IN 76<br>4-0 IBB | | 2 | 0 | 0 | 0 | 2 | 0 | 0 |
| 12 A.J. Pierzynski, L (1, 2)<br>OBP: 0.290, SLG: 0.405 | | C CH 78<br>B SI 89<br>F FF 88<br>X FF 90<br>1-2 F8 ② | | B CH 77<br>F CH 77<br>F CU 70<br>F FF 89<br>S CH 78<br>1-3 K ③ | | F SL 78<br>X SL 79<br>0-1 F6 ② | | S FF 92<br>X FF 92<br>0-1 L7 ③ | | 4 | 0 | 0 | 0 | 0 | 1 | 4 |
| 20 Carlos Quentin, R (1, 7)<br>OBP: 0.320, SLG: 0.446 | | C SL 75<br>B SL 76<br>X SI 90<br>1-1 32 HR 2B | | | B SL 76<br>S CH 76<br>B CU 70<br>C CU 75<br>X SL 76<br>2-2 F8 ① | F FC 90<br>X FF 94<br>0-1 P3 ③ | | | B FF 93<br>C SL 83<br>S FF 94<br>B FF 95<br>S FF 94<br>2-3 K ① | 4 | 1 | 1 | 0 | 0 | 1 | 2 |
| 32 Brian Anderson, R (1, 9)<br>OBP: 0.367, SLG: 0.357 | | B SL 77<br>B CU 69<br>B SI 88<br>C SI 88<br>C SL 75<br>F SI 88<br>X SL 75<br>3-2 HR 2-H | | | X FF 88<br>0-0 17 G3 7 1B | | X FF 95<br>0-0 F8 ① | | C SL 83<br>C SL 83<br>F FF 95<br>B FF 95<br>F FF 94<br>S SL 83<br>1-3 K ② | 4 | 2 | 2 | 2 | 0 | 1 | 0 |
| 17 Chris Getz, L (1, 4)<br>OBP: 0.300, SLG: 0.303 | | B SI 91<br>F SI 88<br>X CH 77<br>1-1 G4-3 ③ | | | F SI 88<br>1 SAFE<br>X CH 77<br>0-1 G3 ②<br>1-2 | | C FF 95<br>X CH 86<br>0-1 1B ② | | C SI 95<br>C FF 95<br>F FF 95<br>S FF 95<br>0-3 K ③ | 4 | 0 | 1 | 0 | 0 | 1 | 1 |
| 7 Josh Fields, R (1, 5)<br>OBP: 0.287, SLG: 0.301 | | | B SI 88<br>X SL 76<br>1-0 G1-3 ① | | B CU 70<br>F SL 76<br>B SI 88<br>F CU 70<br>X SI 88<br>2-2 2-H 1B | | B FF 95<br>F FF 94<br>F FF 93<br>S FC 90<br>1-3 K ③ | | | 3 | 0 | 1 | 1 | 0 | 1 | 0 |
| Inning Stats | R: 0 E: 0 K: 0 S: 7 H: 0 LOB: 0 BB: 0 P: 9 | R: 2 E: 0 K: 0 S: 14 H: 2 LOB: 0 BB: 0 P: 21 | R: 0 E: 0 K: 1 S: 6 H: 0 LOB: 0 BB: 0 P: 10 | R: 0 E: 0 K: 1 S: 8 H: 0 LOB: 0 BB: 0 P: 10 | R: 1 E: 0 K: 0 S: 10 H: 2 LOB: 1 BB: 0 P: 14 | R: 0 E: 0 K: 0 S: 10 H: 1 LOB: 2 BB: 1 P: 19 | R: 0 E: 0 K: 1 S: 6 H: 1 LOB: 0 BB: 0 P: 7 | R: 0 E: 0 K: 1 S: 9 H: 1 LOB: 2 BB: 1 P: 15 | R: 0 E: 0 K: 3 S: 12 H: 0 LOB: 0 BB: 0 P: 15 | 1B: 5<br>2B: 1<br>3B: 0<br>HR: 1 | SF: 0<br>SAC: 1<br>DP: 0<br>HBP: 0 | | | | WP: 0<br>PB: 0<br>SB: 0<br>CS: 0 | PA: 35 | |

| PITCHER | | IP | WLS | BF | H | R | ER | SO | BB | IBB | HBP | BLK | WP | HR | S | P | ERA | WHIP |
|---|---|---|---|---|---|---|---|---|---|---|---|---|---|---|---|---|---|---|
| 27 Jeff Karstens, R<br>ERA: 5.19 | (1, 1) | 5.1 | | 22 | 5 | 3 | 3 | 2 | 1 | 0 | 0 | 0 | 0 | 1 | 51 | 79 | 5.06 | 1.125 |
| 17 Sean Burnett, L<br>ERA: 3.1 | (6, 1) | 0.1 | | 1 | 0 | 0 | 0 | 0 | 0 | 0 | 0 | 0 | 0 | 0 | 2 | 2 | 0.00 | 0.000 |
| 43 Jesse Chavez, R<br>ERA: 1.86 | (6, 1) | 1.1 | | 4 | 1 | 0 | 0 | 1 | 0 | 0 | 0 | 0 | 0 | 0 | 8 | 9 | 0.00 | 0.750 |
| 34 John Grabow, L<br>ERA: 4.95 | (8, 1) | 1.0 | W | 5 | 1 | 0 | 0 | 1 | 0 | 1 | 0 | 0 | 0 | 0 | 9 | 15 | 0.00 | 1.000 |
| 55 Matt Capps, R<br>ERA: 6.6 | (9, 1) | 1.0 | S | 3 | 0 | 0 | 0 | 3 | 0 | 0 | 0 | 0 | 0 | 0 | 12 | 15 | 0.00 | 0.000 |

| PITCHER | IP | WLS | BF | H | R | ER | SO | BB | IBB | HBP | BLK | WP | HR | S | P | ERA | WHIP |
|---|---|---|---|---|---|---|---|---|---|---|---|---|---|---|---|---|---|

# BOTTOM

# Pittsburgh Pirates @ Chicago White Sox

U.S. Cellular Field, Chicago, IL

Sun May 24 2009, 2:05 PM EDT
Att. 28,309 - Partly Cloudy - 60 F

livebaseballscorecards.com

| | |
|---|---|
| AB | 32 |
| R | 3 |
| H | 7 |
| RBI | 3 |
| BB | 2 |
| SO | 7 |
| LOB | 10 |

# Pittsburgh Pirates @ Chicago Cubs

Wrigley Field, Chicago, IL

Mon May 25 2009, 7:05 PM CDT

Att. 38,942 - Cloudy - 53 F

TOP

livebaseballscorecards.com

| Batter | 1 | 2 | 3 | 4 | 5 | 6 | 7 | 8 | 9 | AB | R | H | RBI | BB | SO | LOB |
|---|---|---|---|---|---|---|---|---|---|---|---|---|---|---|---|---|
| 3 Nyjer Morgan, L (1, 7)<br>OBP: 0.366, SLG: 0.365 | K2-3 | | BB | F8 | | K | 3B | F7 | | 5 | 2 | 1 | 0 | 1 | 2 | 3 |
| 12 Freddy Sanchez, R (1, 4)<br>OBP: 0.354, SLG: 0.503 | 2B | | 1B | HR | | 1B | 1B | | 1B | 6 | 4 | 6 | 3 | 0 | 0 | 0 |
| 13 Nate McLouth, L (1, 8)<br>OBP: 0.371, SLG: 0.476 | P5 | | HBP | K | | HR | BB | | F7 | 4 | 1 | 1 | 2 | 1 | 1 | 2 |
| 25 Adam LaRoche, L (1, 3)<br>OBP: 0.315, SLG: 0.454 | 1B | | BB | | G4-3 | 2B | FC5 | | G3 | 5 | 1 | 2 | 2 | 1 | 0 | 3 |
| 44 Brandon Moss, L (1, 9)<br>OBP: 0.312, SLG: 0.380 | K | | BB | | 1B | G6-3 | F7 | | G6-3 | 5 | 0 | 1 | 1 | 1 | 1 | 6 |
| 15 Andy LaRoche, R (1, 5)<br>OBP: 0.365, SLG: 0.418 | | G1-3 | G1-2-3 | | 1B | 2B | | 1B | | 5 | 0 | 3 | 1 | 0 | 0 | 3 |
| 35 Jason Jaramillo, S (1, 2)<br>OBP: 0.390, SLG: 0.409 | | 1B | 2B | | 1B | G4-3 | | K | | 5 | 1 | 3 | 0 | 0 | 1 | 2 |
| 2 Jack Wilson, R (1, 6)<br>OBP: 0.290, SLG: 0.376 | | G5-4-3 | | F3 | | | G6-3 | G6-3 | | 5 | 1 | 1 | 1 | 0 | 0 | 5 |
| 28 Paul Maholm, L (1, 1)<br>0R-1 OUT, 3LO, 1 ON<br>18 Craig Monroe, R (5, PH)<br>0R-1 HR, 3LO, 0 ON<br>24 Tom Gorzelanny, R (6, 1)<br>47 Evan Meek, R (7, 1)<br>43 Jesse Chavez, R (7, 1)<br>24 Delwyn Young, S (8, PH)<br>0R-1 HR, 1LO, 0ON<br>34 John Grabow, L (8, 1)<br>55 Matt Capps, R (8, 1)<br>17 Sean Burnett, L (8, 1) | | | G5-3 | SH2-4 | | F8 | G6-3 | BB | | 1 0 0 0 0 0 0<br>1 0 0 0 0 0 3<br>1 0 0 0 0 0 0<br>0 0 0 0 0 0 0<br>0 0 0 0 0 0 0<br>0 0 0 0 1 0 0<br>0 0 0 0 0 0 0<br>0 0 0 0 0 0 0<br>0 0 0 0 0 0 0 | | | | | | |
| Inning Stats | R: 1<br>E: 0<br>K: 2<br>S: 12<br>H: 2<br>LOB: 1<br>BB: 0<br>P: 18 | R: 0<br>E: 0<br>K: 0<br>S: 6<br>H: 1<br>LOB: 0<br>BB: 0<br>P: 9 | R: 2<br>E: 0<br>K: 0<br>S: 15<br>H: 1<br>LOB: 2<br>BB: 3<br>P: 35 | R: 3<br>E: 1<br>K: 1<br>S: 21<br>H: 3<br>LOB: 0<br>BB: 0<br>P: 32 | R: 0<br>E: 0<br>K: 0<br>S: 14<br>H: 3<br>LOB: 3<br>BB: 0<br>P: 21 | R: 3<br>E: 0<br>K: 1<br>S: 18<br>H: 4<br>LOB: 1<br>BB: 0<br>P: 25 | R: 1<br>E: 0<br>K: 0<br>S: 18<br>H: 2<br>LOB: 3<br>BB: 1<br>P: 28 | R: 0<br>E: 0<br>K: 1<br>S: 15<br>H: 1<br>LOB: 2<br>BB: 1<br>P: 25 | R: 0<br>E: 0<br>K: 0<br>S: 8<br>H: 1<br>LOB: 1<br>BB: 0<br>P: 10 | 1B: 11<br>2B: 4<br>3B: 1<br>HR: 2<br>SF: 0<br>SAC: 1<br>DP: 2<br>HBP: 1 | WP: 1<br>PB: 0<br>SB: 1<br>CS: 0<br>PA: 50 | | | | | |

| | AB | 43 |
|---|---|---|
| | R | 10 |
| | H | 18 |
| | RBI | 10 |
| | BB | 5 |
| | SO | 5 |
| | LOB | 27 |

| PITCHER | | IP | WLS | BF | H | R | ER | SO | BB | IBB | HBP | BLK | WP | HR | S | P | ERA | WHIP |
|---|---|---|---|---|---|---|---|---|---|---|---|---|---|---|---|---|---|---|
| 46 Ryan Dempster, R<br>ERA: 4.99 | (1, 1) | 4.0 | | 21 | 7 | 6 | 6 | 3 | 3 | 0 | 1 | 0 | 1 | 1 | 54 | 94 | 13.50 | 2.500 |
| 58 Jose Ascanio, R<br>ERA: 4.05 | (5, 1) | 1.0 | | 6 | 3 | 0 | 0 | 0 | 0 | 0 | 0 | 0 | 0 | 0 | 14 | 21 | 0.00 | 3.000 |
| 48 Neal Cotts, L<br>ERA: 7.36 | (6, 1) | 1.0 | L | 7 | 4 | 3 | 3 | 1 | 0 | 0 | 0 | 0 | 0 | 1 | 18 | 25 | 27.00 | 4.000 |
| 47 Aaron Heilman, R<br>ERA: 5.49 | (7, 1) | 1.0 | | 7 | 2 | 1 | 1 | 0 | 1 | 0 | 0 | 0 | 0 | 0 | 18 | 28 | 9.00 | 3.000 |
| 54 David Patton, R<br>ERA: 6.91 | (8, 1) | 2.0 | | 9 | 2 | 0 | 0 | 1 | 1 | 0 | 0 | 0 | 0 | 0 | 23 | 35 | 0.00 | 1.500 |

| PITCHER | IP | WLS | BF | H | R | ER | SO | BB | IBB | HBP | BLK | WP | HR | S | P | ERA | WHIP |
|---|---|---|---|---|---|---|---|---|---|---|---|---|---|---|---|---|---|

| Batter | 1 | 2 | 3 | 4 | 5 | 6 | 7 | 8 | 9 | AB | R | H | RBI | BB | SO | LOB |
|---|---|---|---|---|---|---|---|---|---|---|---|---|---|---|---|---|
| 12 Alfonso Soriano, R (1, 7)<br>OBP: 0.318, SLG: 0.511 | B FF 87<br>S CH 83<br>F CH 83<br>F FF 89<br>F CU 75<br>B CU 73<br>F CH 84<br>B FF 89<br>F FF 89<br>4-2<br>F CH 84<br>F CH 84<br>B FF 89<br>2 2B BB | | B CU 72<br>B CU 74<br>C CH 81<br>B CH 83<br>B FF 87<br>4-1<br>2 2B 21 2B BB | B FF 88<br>B CU 74<br>B CH 84<br>C SI 88<br>F CH 84<br>X SI 89<br>3-2 ②<br>G4-3<br>1-2 | | B CH 81<br>S FF 88<br>S CH 82<br>B CH 81<br>S FF 90<br>2-3 ①<br>K | | C<br>X CH 81<br>0-1 ①<br>F9 | | 3 | 2 | 0 | 0 | 2 | 1 | 1 |
| 2 Ryan Theriot, R (1, 6)<br>OBP: 0.335, SLG: 0.455 | F SI 89<br>1 SAFE<br>M CH 84<br>F CH 84<br>B FF 90<br>1 SAFE<br>B CU 76<br>B CH 84<br>X SI 89<br>3-2<br>9 FC6-5<br>1-H 2B | | 1 SAFE<br>B CH 83<br>B SI 87<br>1 SAFE<br>X SI 88<br>2-0<br>21 2B<br>1-3 2B | C CU 74<br>B SI 89<br>F FF 88<br>X SL 82<br>1-2<br>21 HR<br>2-H 2B | | X SI 88<br>0-0 ②<br>G5-3 | | B FF 89<br>X FF 89<br>1-0 ②<br>P4 | | 5 | 2 | 3 | 2 | 0 | 0 | 0 |
| 21 Milton Bradley, S (1, 9)<br>OBP: 0.314, SLG: 0.376 | B CH 84<br>S FF 89<br>X FF 89<br>1-1 ①<br>G6-3 | | F CU 76<br>D CH 85<br>C SI 89<br>X FF 89<br>1-2<br>9 F9<br>18 1B<br>2-H 3-H 2B | B FF 89<br>X CH 84<br>1-0<br>2-H HR | | F CH 81<br>X SL 73<br>0-1 ③<br>G6-3 | | B CH 81<br>X CH 81<br>1-0 ③<br>G6-3 | | 5 | 2 | 2 | 4 | 0 | 0 | 1 |
| 9 Reed Johnson, R (1, 8)<br>OBP: 0.319, SLG: 0.333 | B SI 88<br>C CU 75<br>X CH 84<br>1-1 ②<br>FC6-5 18 BB<br>2-3 | | B FF 88<br>C CU 75<br>X CH 85<br>1-1 ①<br>F9<br>2-3 | B SI 89<br>F CH 85<br>X CU 74<br>1-1<br>1B | | | C SI 89<br>B CH 87<br>B CH 83<br>B FF 89<br>B SI 88<br>4-1<br>6 G4-6-3<br>18 BB<br>4 1B BB | | C SI 92<br>F SI 93<br>B SI 94<br>X SI 93<br>1-2 ①<br>F8 | 4 | 1 | 1 | 0 | 1 | 0 | 2 |
| 18 Geovany Soto, R (1, 2)<br>OBP: 0.331, SLG: 0.277 | 1 SAFE<br>1 SAFE<br>C SI 88<br>D CH 84<br>C CH 83<br>1 SAFE<br>B FF 88<br>F CH 85<br>B SL 82<br>4-2<br>B FF 89<br>1-2 BB | | X CH 84<br>0-0 ③<br>6 G1-3<br>3-H 1B | 1 SAFE<br>X CH 84<br>0-0<br>F8 | | | B SI 91<br>B FF 88<br>B FF 88<br>B FF 88<br>4-0<br>6 G4-6-3<br>1-2 BB | | C SI 92<br>B FF 93<br>C SI 94<br>B SI 93<br>F SI 94<br>X SI 94<br>2-2<br>4 BB 1B | 3 | 0 | 2 | 1 | 2 | 0 | 1 |
| 6 Micah Hoffpauir, L (1, 3)<br>OBP: 0.326, SLG: 0.465 | B SL 80<br>X SL 81<br>1-0 ③<br>L7 | | F SI 88<br>C SL 80<br>F SL 79<br>X SL 81<br>0-2 ②<br>G1-3<br>1-2 | B FF 88<br>C SL 76<br>B FF 89<br>B FF 89<br>S FF 89<br>B FF 89<br>4-2<br>4 SH1-4 BB | | | C CU 78<br>B CU 80<br>F SI 90<br>X FF 94<br>1-2 ① ②<br>G4-6-3<br>1-2f 2-3 | | B SL 77<br>C SI 88<br>C SL 77<br>T SL 76<br>1-2 ②<br>K | 4 | 0 | 0 | 0 | 1 | 1 | 6 |
| 4 Ryan Freel, R (1, 5)<br>OBP: 0.294, SLG: 0.143 | | B SI 88<br>F SI 86<br>X CH 81<br>1-1 ①<br>P6 | C CU 74<br>P PO 88<br>2 SAFE<br>B CU 76<br>C FF 89<br>D SL 82<br>F FF 90<br>X FF 89<br>3-2 ③<br>L5 | | X FF 89<br>0-0 ①<br>SH1-4<br>1-2 | | X CU 78<br>0-0<br>7 1B<br>3-H 1B | | B SI 89<br>B SI 88<br>C SI 88<br>B AB 88<br>3-1<br>7 FC4-6<br>1-2 BB | 3 | 0 | 1 | 1 | 1 | 0 | 1 |
| 7 Aaron Miles, S (1, 4)<br>OBP: 0.250, SLG: 0.265 | | C CH 85<br>B FF 86<br>B CU 73<br>X SI 87<br>2-1 ②<br>G4-3 | | L SI 86<br>C CU 74<br>S SL 79<br>0-3<br>K<br>12 G4-3<br>2 2B | B SL 73<br>F FF 90<br>F FF 89<br>D SL 74<br>S SL 74<br>2-3 ②<br>K2-3 | | 1 SAFE<br>1 SAFE<br>D SI 90<br>1 SAFE<br>C FF 92<br>X FF 92<br>1-1<br>1-2 1B | | B SI 88<br>C SI 89<br>F SI 88<br>F SI 91<br>F SL 77<br>X FF 90<br>1-2 ③<br>FC4-6<br>1-2f | 5 | 1 | 1 | 0 | 0 | 2 | 3 |
| 46 Ryan Dempster, R (1, 1)<br>OBP: 0.130, SLG: 0.136<br>24 Bobby Scales, S (4, PH)<br>OBP: 0.381, SLG: 0.457<br>58 Jose Ascanio, R (5, 1)<br>48 Neal Cotts, L (6, 1)<br>47 Aaron Heilman, R (7, 1)<br>38 Carlos Zambrano, S (7, PH)<br>OBP: 0.273, SLG: 0.429<br>54 David Patton, R (8, 1) | | C SI 88<br>F FF 88<br>F CU 76<br>F FF 89<br>S SL 82<br>0-3 ③<br>K | | 1 SAFE<br>X SI 89<br>0-0 ①<br>F9 | B FF 89<br>X FF 89<br>1-0 ③<br>P6 | | B CH 85<br>C FF 93<br>S CH 85<br>F CH 84<br>F FF 92<br>S FC 88<br>1-3 ③<br>K | | | 1 | 0 | 0 | 0 | 0 | 1 | 0<br>1 0 0 0 0 0 1<br>1 0 0 0 0 0 1<br>0 0 0 0 0 0 0<br>0 0 0 0 0 0 0<br>1 0 0 0 0 1 2<br>0 0 0 0 0 0 0 |

| Inning Stats | 1 | 2 | 3 | 4 | 5 | 6 | 7 | 8 | 9 | 1B: 5 | SF: 0 | WP: 1 | PA: 44 |
|---|---|---|---|---|---|---|---|---|---|---|---|---|---|
| R: | 1 | 0 | 3 | 3 | 0 | 0 | 1 | 0 | 0 | 2B: 4 | SAC: 1 | PB: 0 | |
| E: | 0 | 0 | 0 | 0 | 0 | 0 | 0 | 0 | 0 | 3B: 0 | DP: 1 | SB: 0 | |
| K: | 0 | 1 | 0 | 1 | 1 | 1 | 1 | 0 | 1 | HR: 1 | HBP: 0 | CS: 0 | |
| S: | 20 | 9 | 17 | 14 | 7 | 6 | 12 | 4 | 16 | | | | |
| H: | 1 | 0 | 3 | 3 | 0 | 0 | 2 | 0 | 1 | | | | |
| LOB: | 2 | 0 | 1 | 1 | 1 | 0 | 2 | 0 | 2 | | | | |
| BB: | 2 | 0 | 1 | 0 | 1 | 0 | 2 | 0 | 1 | | | | |
| P: | 34 | 12 | 27 | 20 | 14 | 8 | 23 | 6 | 24 | | | | |

| PITCHER | | IP | WLS | BF | H | R | ER | SO | BB | IBB | HBP | BLK | WP | HR | S | P | ERA | WHIP |
|---|---|---|---|---|---|---|---|---|---|---|---|---|---|---|---|---|---|---|
| 28 Paul Maholm, L<br>ERA: 4.11 | (1, 1) | 4.0 | | 23 | 7 | 7 | 7 | 2 | 3 | 0 | 0 | 0 | 1 | 1 | 60 | 93 | 15.75 | 2.500 |
| 24 Tom Gorzelanny, L<br>ERA: 5.4 | (5, 1) | 2.0 | W | 8 | 0 | 1 | 1 | 2 | 2 | 0 | 0 | 0 | 0 | 0 | 14 | 27 | 4.50 | 1.000 |
| 47 Evan Meek, R<br>ERA: 2.87 | (7, 1) | 0.2 | H | 4 | 2 | 0 | 0 | 0 | 1 | 0 | 0 | 0 | 0 | 0 | 6 | 12 | 0.00 | 4.500 |
| 43 Jesse Chavez, R<br>ERA: 1.83 | (7, 1) | 0.1 | H | 1 | 0 | 0 | 0 | 1 | 0 | 0 | 0 | 0 | 0 | 0 | 5 | 6 | 0.00 | 0.000 |
| 34 John Grabow, L<br>ERA: 4.71 | (8, 1) | 1.0 | H | 3 | 0 | 0 | 0 | 0 | 0 | 0 | 0 | 0 | 0 | 0 | 4 | 6 | 0.00 | 0.000 |

| PITCHER | | IP | WLS | BF | H | R | ER | SO | BB | IBB | HBP | BLK | WP | HR | S | P | ERA | WHIP |
|---|---|---|---|---|---|---|---|---|---|---|---|---|---|---|---|---|---|---|
| 55 Matt Capps, R<br>ERA: 6.46 | (9, 1) | 0.1 | H | 2 | 1 | 0 | 0 | 0 | 0 | 0 | 0 | 0 | 0 | 0 | 7 | 10 | 0.00 | 3.000 |
| 17 Sean Burnett, L<br>ERA: 3.0 | (9, 1) | 0.2 | S | 3 | 0 | 0 | 0 | 1 | 1 | 0 | 0 | 0 | 0 | 0 | 9 | 14 | 0.00 | 1.500 |

# BOTTOM

## Pittsburgh Pirates @ Chicago Cubs

Wrigley Field, Chicago, IL

Mon May 25 2009, 7:05 PM CDT

Att. 38,942 - Cloudy - 53 F

livebaseballscorecards.com

| | |
|---|---|
| AB | 36 |
| R | 8 |
| H | 10 |
| RBI | 8 |
| BB | 7 |
| SO | 6 |
| LOB | 19 |

| Batter | 1 | 2 | 3 | 4 | 5 | 6 | 7 | 8 | 9 | AB | R | H | RBI | BB | SO | LOB |
|---|---|---|---|---|---|---|---|---|---|---|---|---|---|---|---|---|
| 3 Nyjer Morgan, L (1, 7)<br>OBP: 0.361, SLG: 0.359 | X FF 86<br>0-0 ①<br>B3 | | C SI 86<br>S SL 81<br>B CU 72<br>X SL 82<br>1-2 ②<br>L1 | | B SI 85<br>C SL 82<br>F SL 80<br>F CH 84<br>C CU 71<br>1-3 ②<br>K | | | | | 3 | 0 | 0 | 0 | 0 | 1 | 0 |
| 12 Freddy Sanchez, R (1, 4)<br>OBP: 0.359, SLG: 0.505 | B FF 87<br>S SI 86<br>B FF 87<br>F SL 85<br>F SL 83<br>X CU 72<br>2-2<br>18<br>FC6-4<br>1B | | C SI 86<br>B SI 86<br>X SI 86<br>1-1 ③<br>G1-3 | | B SL 83<br>X CH 84<br>1-0<br>1B | | | | | 3 | 0 | 2 | 0 | 0 | 0 | 0 |
| 13 Nate McLouth, L (1, 8)<br>OBP: 0.370, SLG: 0.469 | B FF 87<br>C SL 86<br>B SL 83<br>C SL 82<br>F SI 88<br>1 SAFE<br>S SL 83<br>2-3 ②<br>K | | | B CU 70<br>B SL 81<br>S SL 82<br>B SL 82<br>B SL 84<br>4-1<br>25<br>G3<br>25<br>S<br>23<br>1B<br>BB | 1 SAFE<br>C SL 81<br>X SL 81<br>0-1 ③<br>F7 | | | | | 2 | 1 | 0 | 0 | 1 | 1 | 2 |
| 18 Craig Monroe, R (1, 9)<br>OBP: 0.297, SLG: 0.433 | 1 SAFE<br>B SL 86<br>C SL 86<br>F CU 71<br>F FF 87<br>X CU 72<br>1-2 ③<br>FC6-4<br>1-2f | | | B CH 84<br>S SL 83<br>B SL 82<br>B SL 85<br>S SL 83<br>X SL 82<br>3-2 ①<br>F7 | | C<br>B<br>S<br>F<br>F<br>1-2 | | | | 3 | 0 | 0 | 0 | 0 | 0 | 2 |
| 25 Adam LaRoche, L (1, 3)<br>OBP: 0.312, SLG: 0.448 | | C SL 84<br>C CU 69<br>S FF 86<br>0-3 ①<br>K | | C CU 70<br>S SL 81<br>X CU 71<br>0-2 ②<br>G3<br>1-3 | | | | | | 2 | 0 | 0 | 0 | 0 | 1 | 1 |
| 15 Andy LaRoche, R (1, 5)<br>OBP: 0.373, SLG: 0.423 | | B CH 85<br>B SL 82<br>C SL 82<br>X CH 84<br>2-1<br>1B | | B CU 71<br>B SL 82<br>B SL 83<br>D SL 84<br>4-0<br>23<br>1B<br>BB | | | | | | 1 | 0 | 1 | 0 | 1 | 0 | 0 |
| 23 Robinzon Diaz, R (1, 2)<br>OBP: 0.362, SLG: 0.436 | | B SI 87<br>F SL 84<br>B SL 82<br>1 SAFE<br>F SI 87<br>F CU 71<br>F SL 84<br>F FF 86<br>S CU 72<br>2-3 ②<br>K | | B CU 70<br>F SL 84<br>X CU 71<br>1-1<br>1-2<br>3-H<br>1B | | | | | | 2 | 0 | 1 | 1 | 0 | 1 | 1 |
| 2 Jack Wilson, R (1, 6)<br>OBP: 0.284, SLG: 0.369 | | B CU 70<br>F SL 82<br>X CU 71<br>1-1 ③<br>P3 | | C SL 82<br>F CU 71<br>B SL 85<br>F CU 71<br>S CU 69<br>1-3 ③<br>K | | | | | | 2 | 0 | 0 | 0 | 0 | 1 | 3 |
| 45 Ian Snell, R (1, 1)<br>OBP: 0.158, SLG: 0.158 | | | B CH 84<br>C CH 84<br>S SL 83<br>C CU 71<br>1-3 ①<br>K | | X CH 84<br>0-0 ①<br>L7 | | | | | 2 | 0 | 0 | 0 | 0 | 1 | 0 |
| Inning Stats | R: 0<br>E: 0<br>K: 1<br>S: 13<br>H: 1<br>LOB: 1<br>BB: 0<br>P: 18 | R: 0<br>E: 0<br>K: 2<br>S: 13<br>H: 1<br>LOB: 1<br>BB: 0<br>P: 18 | R: 0<br>E: 0<br>K: 1<br>S: 8<br>H: 0<br>LOB: 0<br>BB: 0<br>P: 11 | R: 1<br>E: 0<br>K: 1<br>S: 13<br>H: 1<br>LOB: 2<br>BB: 2<br>P: 26 | R: 0<br>E: 0<br>K: 1<br>S: 8<br>H: 1<br>LOB: 1<br>BB: 0<br>P: 10 | R: 0<br>E: 0<br>K: 0<br>S: 4<br>H: 0<br>LOB: 0<br>BB: 0<br>P: 5 | | | | 1B: 4<br>2B: 0<br>3B: 0<br>HR: 0<br>SF: 0<br>SAC: 0<br>DP: 0<br>HBP: 0 | | | | | | |

| PITCHER | IP | WLS | BF | H | R | ER | SO | BB | IBB | HBP | BLK | WP | HR | S | P | ERA | WHIP |
|---|---|---|---|---|---|---|---|---|---|---|---|---|---|---|---|---|---|
| 45 Sean Marshall, L (1, 1)<br>ERA: 3.7 | 5.0 | W | 22 | 4 | 1 | 1 | 6 | 2 | 0 | 0 | 0 | 0 | 0 | 59 | 88 | 1.80 | 1.200 |

| PITCHER | IP | WLS | BF | H | R | ER | SO | BB | IBB | HBP | BLK | WP | HR | S | P | ERA | WHIP |
|---|---|---|---|---|---|---|---|---|---|---|---|---|---|---|---|---|---|

# TOP

## Pittsburgh Pirates @ Chicago Cubs

Wrigley Field, Chicago, IL

Tue May 26 2009, 7:05 PM CDT

Att. 38,303 - Cloudy - 60 F

livebaseballscorecards.com

| | |
|---|---|
| AB | 20 |
| R | 1 |
| H | 4 |
| RBI | 1 |
| BB | 2 |
| SO | 6 |
| LOB | 9 |

WP: 0 PA: 22
PB: 0
SB: 1
CS: 0

| Batter | 1 | 2 | 3 | 4 | 5 | 6 | 7 | 8 | 9 | AB | R | H | RBI | BB | SO | LOB |
|---|---|---|---|---|---|---|---|---|---|---|---|---|---|---|---|---|
| 12 Alfonso Soriano, R (1, 7)<br>OBP: 0.318, SLG: 0.508 | F SI 90<br>C FF 90<br>F FF 90<br>X SL 83<br>0-2 ①<br>F9 | B SL 81<br>B SL 80<br>S SL 80<br>S SL 83<br>F SL 86<br>B CH 85<br>F SL 82<br>S SL 82<br>3-3 ③<br>K<br>2-3 | | | B SL 83<br>B CH 88<br>C SL 79<br>B SL 81<br>C FF 91<br>X SL 86<br>3-2<br>2 E 2 S<br>2 1B<br>1B | | | | | 3 | 1 | 1 | 0 | 0 | 1 | 2 |
| 2 Ryan Theriot, R (1, 6)<br>OBP: 0.335, SLG: 0.452 | X FF 91<br>0-0 ②<br>F8 | | X CH 88<br>0-0 ①<br>F8 | | B CH 89<br>1 SAFE<br>B SL 84<br>1 SAFE<br>C CH 88<br>1 SAFE<br>S SL 85<br>X SL 83<br>2-2<br>21 BB 1 BB<br>6 1B<br>1-H<br>1B | | | | | 3 | 1 | 1 | 1 | 0 | 0 | 0 |
| 1 Kosuke Fukudome, L (1, 8)<br>OBP: 0.442, SLG: 0.508 | B SI 91<br>C FF 92<br>B SL 83<br>X FF 91<br>2-1<br>HR | | X SI 90<br>0-0 ②<br>G4-3 | | 1 SAFE<br>B SI 89<br>B SI 90<br>B FF 92<br>C SI 90<br>B SI 91<br>4-1<br>6 1B 21 BB<br>17 1B<br>1-2<br>BB | | | | | 2 | 2 | 1 | 1 | 1 | 0 | 0 |
| 21 Milton Bradley, S (1, 9)<br>OBP: 0.322, SLG: 0.373 | B FF 91<br>S CH 83<br>B CH 84<br>F CH 83<br>X SL 82<br>2-2 ③<br>G3 | | C FA 89<br>B SL 80<br>B SL 81<br>B SI 91<br>C FF 92<br>S<br>4-2<br>6 2B<br>BB | | B SI 90<br>B CH 82<br>B SI 90<br>B SI 89<br>4-0<br>17 1B 6 1B<br>1-2<br>2-3<br>BB | | | | | 1 | 1 | 0 | 0 | 2 | 0 | 0 |
| 6 Micah Hoffpauir, L (1, 3)<br>OBP: 0.337, SLG: 0.483 | | X CH 88<br>0-0 ①<br>F8 | B SI 91<br>F CH 84<br>X CH 84<br>1-1<br>1-H<br>2B | | F SI 91<br>X SI 91<br>0-1<br>17 1B<br>1-2<br>2-3<br>3-H<br>1B | | | | | 3 | 0 | 2 | 2 | 0 | 0 | 0 |
| 17 Mike Fontenot, L (1, 4)<br>OBP: 0.306, SLG: 0.383 | | C SI 88<br>B CH 82<br>F CH 83<br>X SL 81<br>1-2<br>45 1B<br>2B | C CH 84<br>F FF 91<br>S FF 92<br>0-3 ③<br>K | | F SL 82<br>B SI 91<br>X SI 90<br>1-1<br>4 G6-4-3<br>1-2<br>2-3<br>3-H<br>1B | | | | | 3 | 1 | 2 | 1 | 0 | 1 | 1 |
| 55 Koyie Hill, S (1, 2)<br>OBP: 0.388, SLG: 0.405 | | B CH 81<br>B CH 82<br>S CH 83<br>F FF 91<br>B CH 83<br>D SI 91<br>4-2<br>12 WP 45 1B<br>BB | | X CH 87<br>0-0 ①<br>G6-3 | F SL 79<br>C FF 89<br>F SL 81<br>S SL 81<br>0-3 ①<br>K | | | | | 2 | 0 | 0 | 0 | 1 | 1 | 3 |
| 4 Ryan Freel, R (1, 5)<br>OBP: 0.270, SLG: 0.129 | | F FF 91<br>C FF 90<br>D SL 80<br>S SL 80<br>1-3 ②<br>K | | F SL 82<br>X SL 84<br>0-1 ②<br>F9 | B SL 78<br>B CH 87<br>X CH 87<br>2-0 ②③<br>G6-4-3<br>1-2f | | | | | 3 | 0 | 0 | 0 | 0 | 1 | 5 |
| 45 Sean Marshall, L (1, 1)<br>OBP: 0.250, SLG: 0.250 | | C FF 91<br>X CH 85<br>0-1<br>1-2<br>2-H<br>1B | | S CH 88<br>S CH 89<br>B FA 89<br>F FA 89<br>F SI 91<br>F SL 83<br>B SL 82<br>F SI 91<br>B FF 92<br>3-2 ③<br>X FF 83<br>F7 | | | | | | 2 | 0 | 1 | 1 | 0 | 0 | 0 |
| Inning Stats | R: 1<br>E: 0<br>K: 0<br>S: 10<br>H: 1<br>LOB: 0<br>BB: 0<br>P: 14 | R: 1<br>E: 0<br>K: 2<br>S: 16<br>H: 2<br>LOB: 2<br>BB: 1<br>P: 25 | R: 1<br>E: 0<br>K: 1<br>S: 9<br>H: 1<br>LOB: 1<br>BB: 1<br>P: 14 | R: 0<br>E: 0<br>K: 0<br>S: 10<br>H: 0<br>LOB: 0<br>BB: 0<br>P: 13 | R: 3<br>E: 0<br>K: 1<br>S: 16<br>H: 4<br>LOB: 2<br>BB: 2<br>P: 32 | | | | | 1B: 5<br>2B: 2<br>3B: 0<br>HR: 1<br>SF: 0<br>SAC: 0<br>DP: 1<br>HBP: 0 | | | | WP: 1<br>PB: 0<br>SB: 1<br>CS: 0<br>PA: 26 | | |

| PITCHER | IP | WLS | BF | H | R | ER | SO | BB | IBB | HBP | BLK | WP | HR | S | P | ERA | WHIP |
|---|---|---|---|---|---|---|---|---|---|---|---|---|---|---|---|---|---|
| 45 Ian Snell, R (1, 1)<br>ERA: 5.43 | 5.0 | L | 26 | 8 | 6 | 6 | 4 | 4 | 0 | 0 | 0 | 1 | 1 | 61 | 98 | 10.80 | 2.400 |

| PITCHER | IP | WLS | BF | H | R | ER | SO | BB | IBB | HBP | BLK | WP | HR | S | P | ERA | WHIP |
|---|---|---|---|---|---|---|---|---|---|---|---|---|---|---|---|---|---|

# BOTTOM

## Pittsburgh Pirates @ Chicago Cubs

Wrigley Field, Chicago, IL

Tue May 26 2009, 7:05 PM CDT

Att. 38,303 - Cloudy - 60 F

livebaseballscorecards.com

| | |
|---|---|
| AB | 22 |
| R | 6 |
| H | 8 |
| RBI | 6 |
| BB | 4 |
| SO | 4 |
| LOB | 11 |

| Batter | 1 | 2 | 3 | 4 | 5 | 6 | 7 | 8 | 9 | AB | R | H | RBI | BB | SO | LOB |
|---|---|---|---|---|---|---|---|---|---|---|---|---|---|---|---|---|
| 3 Nyjer Morgan, L (1, 7)<br>OBP: 0.362, SLG: 0.360 | C SI 90<br>T SI 92<br>B SI 92<br>F FF 90<br>X FS 84<br>1-2<br>L6 | | C FF 87<br>B FF 88<br>F FF 89<br>B SI 91<br>F FF 93<br>X FF 90<br>2-2<br>G5-3 | | F FF 87<br>C FF 90<br>X FF 89<br>0-2<br>13<br>G3<br>1-2<br>1B | | B SI 89<br>C FF 91<br>X FF 89<br>1-1<br>E7<br>13<br>WP<br>1B | | F FF 91<br>F FF 92<br>B FF 91<br>F FF 91<br>X FF 92<br>1-2<br>F9-4-3<br>1-1 | 5 | 1 | 2 | 0 | 0 | 0 | 1 |
| 24 Delwyn Young, S (1, 4)<br>OBP: 0.379, SLG: 0.353 | C SI 92<br>F FF 90<br>F FF 91<br>C SI 92<br>0-3<br>K | | B FF 91<br>F FS 84<br>F SI 92<br>B FF 91<br>F FS 84<br>C SI 93<br>2-3<br>K | | B SI 88<br>L FF 87<br>B FF 87<br>B FF 88<br>F FF 89<br>C FF 88<br>3-3<br>K | | X FF 89<br>0-0<br>P2 | | B FF 92<br>S FF 91<br>B FS 84<br>C FF 92<br>B FF 91<br>F FF 91<br>B FF 92<br>4-2<br>BB | 4 | 0 | 0 | 0 | 1 | 3 | 3 |
| 13 Nate McLouth, L (1, 8)<br>OBP: 0.360, SLG: 0.454 | F FF 89<br>B SI 90<br>X FS 84<br>1-1<br>G3-1 | | B FS 83<br>C FF 94<br>C FF 93<br>C FF 92<br>1-3<br>K | | B FS 84<br>B FS 84<br>S FF 89<br>F FF 89<br>F SL 83<br>X FS 85<br>2-2<br>G3<br>1-2<br>2-3 | | C FF 90<br>B FS 85<br>C FC 87<br>B FF 93<br>X FC 88<br>2-2<br>P6<br>3-H | | C CU 81<br>C FF 92<br>S FF 92<br>0-3<br>K | 5 | 0 | 0 | 0 | 0 | 2 | 3 |
| 25 Adam LaRoche, L (1, 3)<br>OBP: 0.321, SLG: 0.449 | | B SI 90<br>F SI 88<br>B SI 90<br>B SI 90<br>B SI 90<br>4-1<br>5<br>1B<br>15<br>BB<br>BB | B SI 90<br>F SI 88<br>B FS 81<br>F FF 90<br>B FF 91<br>X SI 92<br>3-2<br>15<br>G1-4-3<br>5<br>1B<br>1B | I IN 69<br>I IN 67<br>I IN 65<br>I IN 64<br>4-0<br>15<br>FC4-6<br>IBB | | B FF 94<br>S FC 89<br>B FC 90<br>S FF 94<br>X FF 95<br>2-2<br>F8 | | | 2 | 1 | 1 | 0 | 2 | 0 | 0 |
| 15 Andy LaRoche, R (1, 5)<br>OBP: 0.370, SLG: 0.414 | | B SL 82<br>B SI 91<br>B SI 90<br>C SI 90<br>B SI 92<br>4-1<br>5<br>1B<br>1-2<br>BB | C SI 91<br>B SL 82<br>B FF 89<br>C SI 91<br>B FF 90<br>F FF 90<br>X FF 91<br>3-2<br>G1-4-3<br>1-2 | X SI 91<br>0-0<br>FC4-6<br>1-2f | | | C FF 92<br>F FF 94<br>B SL 81<br>X SL 79<br>1-2<br>F8 | | 3 | 0 | 0 | 0 | 1 | 0 | 4 |
| 44 Brandon Moss, L (1, 9)<br>OBP: 0.310, SLG: 0.376 | | C SI 91<br>D FS 85<br>B SI 90<br>X FF 89<br>2-1<br>L6 | X FF 90<br>0-0<br>P6 | | | C SI 88<br>F FS 83<br>C FF 88<br>0-3<br>K | B FF 92<br>B SL 82<br>F SL 81<br>S FF 93<br>B FF 93<br>F SL 82<br>X SL 83<br>3-2<br>1B | | 4 | 0 | 1 | 0 | 0 | 1 | 3 |
| 5 Ramón Vázquez, L (1, 6)<br>OBP: 0.346, SLG: 0.239 | | B SI 89<br>F FF 88<br>B FS 85<br>X SI 90<br>2-1<br>1-2<br>2-3<br>1B | C FF 88<br>D FS 85<br>B FF 90<br>F FF 91<br>X FF 92<br>2-2<br>2-H<br>1B | | | B FF 87<br>X FF 89<br>1-0<br>1B | 1 SAFE<br>F FF 93<br>B SL 82<br>1 SAFE<br>C SL 81<br>S SL 82<br>1-3<br>K | | 4 | 0 | 3 | 1 | 0 | 1 | 1 |
| 35 Jason Jaramillo, S (1, 2)<br>OBP: 0.370, SLG: 0.386 | | B FF 90<br>S FF 90<br>B FF 90<br>B FF 89<br>S FF 90<br>X FF 89<br>3-2<br>P6 | C FF 90<br>X FS 82<br>0-1<br>G4-3 | | | 1 SAFE<br>X SL 77<br>0-0<br>F9 | B SL 82<br>X FF 93<br>1-0<br>F7 | | 4 | 0 | 0 | 0 | 0 | 0 | 6 |
| 57 Zach Duke, L (1, 1)<br>OBP: 0.304, SLG: 0.350<br>43 Jesse Chavez, R (8, 1)<br>17 Sean Burnett, L (8, 1)<br>12 Freddy Sanchez, R (9, PH)<br>OBP: 0.362, SLG: 0.505 | | F FF 89<br>X FF 90<br>0-1<br>L3 | | C FF 89<br>X FF 89<br>0-1<br>13<br>G3<br>3<br>1B<br>1B | B SI 90<br>C FF 87<br>C FF 89<br>D FS 85<br>T FF 90<br>2-2<br>K | | | B FF 91<br>C FF 90<br>B CU 81<br>B FF 91<br>C FF 91<br>F FF 90<br>B FF 91<br>4-2<br>3<br>F9-4-3<br>BB | 3<br>0<br>0<br>0<br>0 | 0<br>0<br>0<br>0<br>0 | 1<br>0<br>0<br>0<br>0 | 0<br>0<br>0<br>0<br>1 | 0<br>0<br>0<br>0<br>0 | 1<br>0<br>0<br>0<br>0 | 4<br>0<br>0<br>0<br>0 |
| Inning Stats | R: 0<br>E: 0<br>K: 1<br>S: 10<br>H: 0<br>LOB: 0<br>BB: 0<br>P: 12 | R: 0<br>E: 0<br>K: 0<br>S: 11<br>H: 1<br>LOB: 3<br>BB: 2<br>P: 26 | R: 0<br>E: 0<br>K: 2<br>S: 11<br>H: 0<br>LOB: 0<br>BB: 0<br>P: 16 | R: 1<br>E: 0<br>K: 0<br>S: 13<br>H: 2<br>LOB: 1<br>BB: 0<br>P: 21 | R: 0<br>E: 0<br>K: 1<br>S: 13<br>H: 2<br>LOB: 3<br>BB: 1<br>P: 22 | R: 0<br>E: 0<br>K: 2<br>S: 8<br>H: 1<br>LOB: 1<br>BB: 0<br>P: 11 | R: 1<br>E: 1<br>K: 0<br>S: 9<br>H: 1<br>LOB: 0<br>BB: 0<br>P: 14 | R: 0<br>E: 0<br>K: 1<br>S: 11<br>H: 1<br>LOB: 1<br>BB: 0<br>P: 17 | R: 0<br>E: 0<br>K: 1<br>S: 13<br>H: 0<br>LOB: 1<br>BB: 2<br>P: 22 | 1B: 8<br>2B: 1<br>3B: 0<br>HR: 0<br>SF: 0<br>SAC: 0<br>DP: 1<br>HBP: 0 | | | | | | WP: 1<br>PB: 0<br>SB: 0<br>CS: 0<br>PA: 39 |

| PITCHER | IP | WLS | BF | H | R | ER | SO | BB | IBB | HBP | BLK | WP | HR | S | P | ERA | WHIP |
|---|---|---|---|---|---|---|---|---|---|---|---|---|---|---|---|---|---|
| 38 Carlos Zambrano, R (1, 1)<br>ERA: 4.22 | 6.1 | | 29 | 7 | 2 | 1 | 6 | 2 | 1 | 0 | 0 | 0 | 0 | 69 | 112 | 1.42 | 1.421 |
| 37 Angel Guzman, R (7, 1)<br>ERA: 3.05 | 0.2 | | 2 | 0 | 0 | 0 | 0 | 0 | 0 | 0 | 0 | 1 | 0 | 6 | 10 | 0.00 | 0.000 |
| 49 Carlos Marmol, R (8, 1)<br>ERA: 3.43 | 1.0 | W | 4 | 1 | 0 | 0 | 1 | 0 | 0 | 0 | 0 | 0 | 0 | 11 | 17 | 0.00 | 1.000 |
| 63 Kevin Gregg, R (9, 1)<br>ERA: 5.12 | 1.0 | S | 4 | 0 | 0 | 0 | 1 | 2 | 0 | 0 | 0 | 0 | 0 | 13 | 22 | 0.00 | 2.000 |

| PITCHER | IP | WLS | BF | H | R | ER | SO | BB | IBB | HBP | BLK | WP | HR | S | P | ERA | WHIP |
|---|---|---|---|---|---|---|---|---|---|---|---|---|---|---|---|---|---|

# Pittsburgh Pirates @ Chicago Cubs

Wrigley Field, Chicago, IL

Wed May 27 2009, 1:20 PM CDT

Att. 38,314 - Sunny - 53 F

TOP

livebaseballscorecards.com

| | |
|---|---|
| AB | 34 |
| R | 2 |
| H | 8 |
| RBI | 1 |
| BB | 5 |
| SO | 8 |
| LOB | 25 |

# BOTTOM

## Pittsburgh Pirates @ Chicago Cubs

Wrigley Field, Chicago, IL

Wed May 27 2009, 1:20 PM CDT

Att. 38,314 - Sunny - 53 F

livebaseballscorecards.com

| Batter | 1 | 2 | 3 | 4 | 5 | 6 | 7 | 8 | 9 | AB | R | H | RBI | BB | SO | LOB |
|---|---|---|---|---|---|---|---|---|---|---|---|---|---|---|---|---|
| 12 Alfonso Soriano, R (1, 7)<br>OBP: 0.315, SLG: 0.505 | F8 | P6 | | | 2SH1-3 2B | | K | P3 | | 5 | 0 | 1 | 0 | 0 | 1 | 2 |
| 2 Ryan Theriot, R (1, 6)<br>OBP: 0.346, SLG: 0.462 | 21 3B 1B | | 25 G5-4-3 21 BB 1B | | SH1-3 2-3 | | 1B | | | 3 | 1 | 3 | 0 | 0 | 0 | 0 |
| 21 Milton Bradley, S (1, 9)<br>OBP: 0.328, SLG: 0.390 | 9 FC6-4 1-H 3B | | 25 G5-4-3 1-2 BB | | F9 | | F7 | | | 3 | 1 | 1 | 1 | 1 | 0 | 2 |
| 25 Derrek Lee, R (1, 3)<br>OBP: 0.313, SLG: 0.406 | 9 FC6-4 BB | | G5-4-3 1-2f 2-3 | | G4-3 | | | F9 | | 3 | 0 | 0 | 0 | 1 | 0 | 3 |
| 9 Reed Johnson, R (1, 8)<br>OBP: 0.316, SLG: 0.373 | FC6-4 1-2f 3-H | | G6-3 | | | F8 | | HR | | 4 | 1 | 1 | 2 | 0 | 0 | 2 |
| 18 Geovany Soto, R (1, 2)<br>OBP: 0.328, SLG: 0.276 | G5-3 | | | K | | G5-3 | | 13 2B 1B | | 4 | 1 | 1 | 0 | 0 | 1 | 1 |
| 4 Ryan Freel, R (1, 5)<br>OBP: 0.282, SLG: 0.152 | | G5-3 | | 1B | | 1B | | F8 | | 2 | 0 | 1 | 0 | 0 | 0 | 0 |
| 17 Mike Fontenot, L (5, 5)<br>OBP: 0.309, SLG: 0.385 | | | | | | | | | | 2 | 0 | 1 | 0 | 0 | 0 | 1 |
| 13 Andrés Blanco, S (1, 4)<br>OBP: 0.250, SLG: 0.500 | | G1-3 | | F9 | | F9 | | 5 2B 1-H 2B | | 4 | 1 | 1 | 1 | 0 | 0 | 2 |
| 38 Carlos Zambrano, S (1, 1)<br>OBP: 0.262, SLG: 0.438<br>37 Angel Guzman, R (7, 1)<br>6 Micah Hoffpauir, L (7, PH)<br>OBP: 0.333, SLG: 0.478<br>49 Carlos Marmol, R (8, 1)<br>5 Jake Fox, R (8, PH)<br>OBP: 1.000, SLG: 2.000<br>63 Kevin Gregg, R (9, 1) | | 1B | | K | | | P4 | 2H 2B | | 2<br>0<br>1<br>0<br>1<br>0 | 0<br>0<br>0<br>0<br>0<br>0 | 1<br>0<br>0<br>0<br>1<br>0 | 1<br>0<br>0<br>0<br>1<br>0 | 0<br>0<br>0<br>0<br>0<br>0 | 1<br>0<br>0<br>0<br>0<br>0 | 1<br>0<br>0<br>0<br>0<br>0 |
| **Inning Stats** | R: 2 E: 1 K: 0 S: 10 H: 2 LOB: 1 BB: 1 P: 21 | R: 0 E: 0 K: 0 S: 9 H: 1 LOB: 1 BB: 0 P: 11 | R: 0 E: 0 K: 0 S: 10 H: 1 LOB: 1 BB: 1 P: 18 | R: 0 E: 0 K: 2 S: 11 H: 1 LOB: 1 BB: 0 P: 15 | R: 0 E: 0 K: 0 S: 12 H: 1 LOB: 1 BB: 0 P: 19 | R: 0 E: 0 K: 0 S: 8 H: 1 LOB: 1 BB: 0 P: 10 | R: 0 E: 0 K: 1 S: 9 H: 1 LOB: 1 BB: 0 P: 11 | R: 3 E: 0 K: 0 S: 18 H: 4 LOB: 1 BB: 0 P: 27 | | 1B: 7<br>2B: 3<br>3B: 1<br>HR: 1 | SF: 0<br>SAC: 1<br>DP: 1<br>HBP: 0 | | WP: 0<br>PB: 0<br>SB: 0<br>CS: 0 | PA: 37 | | |

| | AB | 34 |
|---|---|---|
| | R | 5 |
| | H | 12 |
| | RBI | 5 |
| | BB | 2 |
| | SO | 3 |
| | LOB | 14 |

| PITCHER | | IP | WLS | BF | H | R | ER | SO | BB | IBB | HBP | BLK | WP | HR | S | P | ERA | WHIP |
|---|---|---|---|---|---|---|---|---|---|---|---|---|---|---|---|---|---|---|
| 57 Zach Duke, L<br>ERA: 2.75 | (1, 1) | 7.0 | | 30 | 8 | 2 | 2 | 3 | 2 | 0 | 0 | 0 | 0 | 0 | 69 | 105 | 2.57 | 1.429 |
| 43 Jesse Chavez, R<br>ERA: 2.7 | (8, 1) | 0.1 | L | 3 | 2 | 2 | 2 | 0 | 0 | 0 | 0 | 0 | 0 | 1 | 6 | 8 | 54.00 | 6.000 |
| 17 Sean Burnett, L<br>ERA: 3.32 | (8, 1) | 0.2 | | 4 | 2 | 1 | 1 | 0 | 0 | 0 | 0 | 0 | 0 | 0 | 12 | 19 | 13.50 | 3.000 |

| PITCHER | IP | WLS | BF | H | R | ER | SO | BB | IBB | HBP | BLK | WP | HR | S | P | ERA | WHIP |
|---|---|---|---|---|---|---|---|---|---|---|---|---|---|---|---|---|---|

# Houston Astros @ Pittsburgh Pirates

PNC Park, Pittsburgh, PA

Fri May 29 2009, 7:05 PM EDT

Att. 18,236 - Cloudy - 69 F

TOP

livebaseballscorecards.com

| Batter | 1 | 2 | 3 | 4 | 5 | 6 | 7 | 8 | 9 | AB | R | H | RBI | BB | SO | LOB |
|---|---|---|---|---|---|---|---|---|---|---|---|---|---|---|---|---|
| 21 Michael Bourn, L (1, 8)<br>OBP: 0.359, SLG: 0.382 | B FF 88<br>X FF 87<br>1-0<br>G6-3 | S CH 82<br>S CH 83<br>X CH 83<br>0-2<br>2-H<br>1B | | | L FF 86<br>B CH 79<br>C FF 88<br>X CH 79<br>1-2<br>G5-3 | C FF 94<br>B FF 93<br>S CH 86<br>X CH 85<br>1-2<br>2-H<br>1B | | C CU 73<br>X CU 74<br>0-1<br>1-2f<br>FC5-4 | | 5 | 0 | 2 | 1 | 0 | 0 | 1 |
| 10 Miguel Tejada, R (1, 6)<br>OBP: 0.370, SLG: 0.513 | C FF 90<br>F FF 91<br>F FF 92<br>F FF 92<br>B SL 81<br>B SL 82<br>B FF 92<br>F FF 92<br>B FF 92<br>4-2<br>9<br>1B<br>45<br>WP<br>BB | F SL 78<br>B FF 91<br>F FF 90<br>B FF 90<br>X SL 81<br>2-2<br>17<br>F8-4<br>1B | | | C FF 89<br>B SI 89<br>F FF 90<br>F FF 90<br>X SL 80<br>1-2<br>G5-3 | | B SI 92<br>B SI 92<br>B SI 91<br>C SI 91<br>X FF 92<br>3-1<br>F9 | B SI 91<br>X CH 84<br>1-0<br>G5-3 | | 4 | 0 | 1 | 0 | 1 | 0 | 1 |
| 17 Lance Berkman, S (1, 3)<br>OBP: 0.363, SLG: 0.481 | C FF 91<br>B FF 92<br>1 SAFE<br>1 SAFE<br>T FF 90<br>S SL 82<br>1-3<br>K | X CH 83<br>0-0<br>1-2<br>F8-4 | | | B FF 90<br>B CH 82<br>B FF 89<br>X FF 89<br>3-0<br>1B | | C FF 92<br>C FF 94<br>B CU 78<br>B SI 94<br>F FF 92<br>B SI 93<br>C SI 94<br>3-3<br>K | | B CU 76<br>X CU 75<br>1-0<br>45<br>G4-3<br>2B | 5 | 0 | 2 | 0 | 0 | 2 | 2 |
| 45 Carlos Lee, R (1, 7)<br>OBP: 0.359, SLG: 0.517 | 1 SAFE<br>B FF 92<br>B SL 81<br>C FF 92<br>S SL 81<br>D SL 82<br>F SL 81<br>B SL 81<br>4-2<br>9<br>1B<br>1-2<br>BB | C SL 80<br>C FF 92<br>B FF 92<br>B SL 82<br>F FF 92<br>B FF 92<br>X FF 91<br>3-2<br>L4 | | | D SL 81<br>F SL 79<br>C FF 91<br>1 SAFE<br>1 SAFE<br>D SL 80<br>F SL 79<br>F FF 90<br>D SL 82<br>3-2<br>X FF 91<br>G4-3 | | F FF 93<br>B CH 86<br>B SI 94<br>B SI 93<br>X SI 93<br>3-1<br>9<br>BB<br>77<br>1B<br>1B | | C FF 93<br>S FF 94<br>X FF 96<br>0-2<br>2-3<br>G4-3 | 4 | 1 | 1 | 0 | 1 | 0 | 2 |
| 9 Hunter Pence, R (1, 9)<br>OBP: 0.428, SLG: 0.512 | S FF 92<br>F FF 92<br>B FF 92<br>D SL 82<br>F SI 93<br>X FF 93<br>2-2<br>1-2<br>2-3<br>1B | | | X SL 78<br>0-0<br>F7 | | B FF 87<br>B FF 88<br>B FF 88<br>C FF 88<br>C FF 88<br>F FF 89<br>B FF 90<br>4-2<br>77<br>1B<br>8<br>1B<br>BB | B SI 92<br>S FF 92<br>D SI 92<br>B FF 93<br>F SI 92<br>D SI 90<br>4-2<br>77<br>1B<br>1-2<br>BB | | S CU 81<br>B CU 82<br>X FF 93<br>1-1<br>G3 | 3 | 0 | 1 | 0 | 2 | 0 | 1 |
| 77 Ivan Rodriguez, R (1, 2)<br>OBP: 0.313, SLG: 0.457 | C FF 91<br>F FF 91<br>D SL 81<br>S SL 82<br>1-3<br>K | | | B FF 89<br>X FF 89<br>1-0<br>18<br>HR<br>1B | | X FF 90<br>0-0<br>8<br>1B<br>18<br>2B<br>1-2<br>1B | B FF 91<br>B SI 89<br>C SI 92<br>X SI 92<br>2-1<br>1-2<br>2-H<br>1B | | X CU 80<br>0-0<br>G6-3 | 5 | 2 | 3 | 1 | 0 | 1 | 4 |
| 8 Jeff Keppinger, R (1, 5)<br>OBP: 0.393, SLG: 0.500 | | X FF 88<br>0-0<br>F7 | | 1 SAFE<br>B FF 89<br>1 SAFE<br>1 SAFE<br>B FF 90<br>C FF 89<br>F FF 89<br>S SL 80<br>2-3<br>K | | F FF 94<br>B FC 89<br>C FF 93<br>X FC 89<br>1-2<br>1-2<br>2-H<br>18<br>2B<br>1B | C CU 76<br>B CU 77<br>F FF 91<br>F CU 76<br>F SI 92<br>B SI 92<br>X SI 93<br>2-2<br>P4 | | | 4 | 1 | 1 | 0 | 0 | 1 | 3 |
| 18 Edwin Maysonet, R (1, 4)<br>OBP: 0.429, SLG: 0.786 | | C FF 87<br>X FF 88<br>0-1<br>21<br>1B<br>2B | | X FF 90<br>0-0<br>1-H<br>HR | | B FF 95<br>B FF 94<br>F FF 94<br>B CH 84<br>F FF 94<br>F FF 94<br>X CH 84<br>3-2<br>1-H<br>2-H<br>21<br>1B<br>2B | | B SI 90<br>B FF 90<br>C FF 90<br>B FF 92<br>C FF 91<br>X FF 92<br>3-2<br>21<br>FC5-4<br>1B | | 4 | 2 | 4 | 4 | 0 | 0 | 0 |
| 38 Brian Moehler, R (1, 1) | | C SI 89<br>F FF 90<br>C SL 81<br>0-3<br>K | | B FF 89<br>B FF 88<br>C FF 88<br>S FF 88<br>S FF 91<br>2-3<br>K | | X FF 93<br>0-0<br>G6-3 | | B FF 90<br>B FF 88<br>B FF 90<br>C SI 88<br>L CH 88<br>C SI 89<br>3-3<br>K | | 4 | 0 | 0 | 0 | 0 | 3 | 3 |

| | AB | 38 |
|---|---|---|
| | R | 6 |
| | H | 15 |
| | RBI | 6 |
| | BB | 4 |
| | SO | 7 |
| | LOB | 17 |

| Inning Stats | | | | | | | | | | | | | | | | | | | | |
|---|---|---|---|---|---|---|---|---|---|---|---|---|---|---|---|---|---|---|---|---|
| | R: 0<br>E: 0<br>K: 2<br>S: 19 | H: 1<br>LOB: 3<br>BB: 2<br>P: 32 | R: 1<br>E: 0<br>K: 1<br>S: 9 | H: 2<br>LOB: 1<br>BB: 0<br>P: 9 | R: 0<br>E: 0<br>K: 0<br>S: 8 | H: 1<br>LOB: 0<br>BB: 0<br>P: 13 | R: 2<br>E: 0<br>K: 2<br>S: 9 | H: 2<br>LOB: 0<br>BB: 0<br>P: 14 | R: 0<br>E: 0<br>K: 0<br>S: 13 | H: 1<br>LOB: 1<br>BB: 0<br>P: 21 | R: 2<br>E: 0<br>K: 0<br>S: 15 | H: 4<br>LOB: 2<br>BB: 1<br>P: 24 | R: 1<br>E: 0<br>K: 1<br>S: 17 | H: 2<br>LOB: 2<br>BB: 1<br>P: 34 | R: 0<br>E: 0<br>K: 1<br>S: 9 | H: 1<br>LOB: 1<br>BB: 0<br>P: 16 | R: 0<br>E: 0<br>K: 0<br>S: 7 | H: 1<br>LOB: 1<br>BB: 0<br>P: 9 | 1B: 11<br>2B: 4<br>3B: 0<br>HR: 1 | SF: 0<br>SAC: 0<br>DP: 1<br>HBP: 0 | WP: 1<br>PB: 0<br>SB: 0<br>CS: 0 | PA: 42 |

| PITCHER | | IP | WLS | BF | H | R | ER | SO | BB | IBB | HBP | BLK | WP | HR | S | P | ERA | WHIP |
|---|---|---|---|---|---|---|---|---|---|---|---|---|---|---|---|---|---|---|
| 49 Ross Ohlendorf, R<br>ERA: 4.45 | (1, 1) | 5.0 | L | 24 | 8 | 5 | 5 | 5 | 3 | 0 | 0 | 0 | 1 | 1 | 62 | 97 | 9.00 | 2.200 |
| 43 Jesse Chavez, R<br>ERA: 3.0 | (6, 1) | 1.0 | | 4 | 3 | 0 | 0 | 0 | 0 | 0 | 0 | 0 | 0 | 0 | 11 | 16 | 0.00 | 3.000 |
| 56 Donnie Veal, L<br>ERA: 4.26 | (7, 1) | 2.0 | | 10 | 3 | 1 | 1 | 2 | 1 | 0 | 0 | 0 | 0 | 0 | 26 | 50 | 4.50 | 2.000 |
| 47 Evan Meek, R<br>ERA: 2.7 | (9, 1) | 1.0 | | 4 | 1 | 0 | 0 | 0 | 0 | 0 | 0 | 0 | 0 | 0 | 7 | 9 | 0.00 | 1.000 |

| PITCHER | | IP | WLS | BF | H | R | ER | SO | BB | IBB | HBP | BLK | WP | HR | S | P | ERA | WHIP |
|---|---|---|---|---|---|---|---|---|---|---|---|---|---|---|---|---|---|---|

# Houston Astros @ Pittsburgh Pirates

PNC Park, Pittsburgh, PA

Fri May 29 2009, 7:05 PM EDT

Att. 18,236 - Cloudy - 69 F

livebaseballscorecards.com

## BOTTOM

| Batter | 1 | 2 | 3 | 4 | 5 | 6 | 7 | 8 | 9 | AB | R | H | RBI | BB | SO | LOB |
|---|---|---|---|---|---|---|---|---|---|---|---|---|---|---|---|---|
| 3 Nyjer Morgan, L (1, 7) OBP: 0.360, SLG: 0.354 | B FF 88<br>B FF 89<br>C FF 88<br>S CH 80<br>X FF 88<br>2-2 G4-3 ① | | B CH 81<br>X FF 89<br>1-0 F7 ③ | | | X FF 89<br>0-0 FC3-6 ①<br>12 G6-3<br>1-2f | | C FF 88<br>F CH 80<br>B FF 87<br>B CU 75<br>B CU 74<br>B FF 89<br>4-2 12 2B BB | | 3 | 0 | 0 | 0 | 1 | 0 | 1 |
| 12 Freddy Sanchez, R (1, 4) OBP: 0.365, SLG: 0.511 | C FF 89<br>B FC 83<br>B FC 83<br>X SI 89<br>2-1 G4-3 ② | | | C CU 78<br>F FF 90<br>B CU 77<br>X FF 91<br>1-2 44 WP 1B | | C FC 85<br>D CU 78<br>F CH 81<br>F FF 88<br>X CU 77<br>1-2 G6-3 ②<br>1-2 | | C FF 88<br>B FF 87<br>F FC 87<br>X FF 90<br>1-2 1-3 2B | | 4 | 0 | 2 | 0 | 0 | 0 | 1 |
| 13 Nate McLouth, L (1, 8) OBP: 0.352, SLG: 0.442 | C CH 82<br>B CH 82<br>B CU 75<br>F FF 89<br>F FC 88<br>S FF 89<br>2-3 K ③ | | | F CH 80<br>F FF 90<br>C CU 79<br>0-3 K ① | | B FF 89<br>X CH 80<br>1-0 F8 ③ | | C FF 88<br>X FF 88<br>0-1 F7 ③ | | 4 | 0 | 0 | 0 | 0 | 2 | 4 |
| 25 Adam LaRoche, L (1, 3) OBP: 0.325, SLG: 0.447 | | S CU 76<br>B FC 86<br>B CH 81<br>S CH 80<br>F FF 89<br>X FF 89<br>2-2 1B | | B FF 89<br>C FF 89<br>B FC 88<br>C FF 88<br>B FC 87<br>X CH 80<br>3-2 F8 ② | | | X FF 87<br>0-0 F8 ① | | C FF 88<br>C CU 75<br>F CU 76<br>B CH 80<br>B FC 86<br>B FF 89<br>F FF 88<br>B FF 89<br>4-2 15 2B 35 G4-3 BB | 3 | 1 | 1 | 0 | 1 | 0 | 1 |
| 44 Brandon Moss, L (1, 9) OBP: 0.308, SLG: 0.372 | | B FF 88<br>X CH 80<br>1-0 F8 ① | | B FF 89<br>C FF 89<br>F FC 86<br>B FC 86<br>B CH 80<br>F CH 80<br>F FC 87<br>F FC 88<br>F CH 81<br>3-3<br>S FF 90<br>K ③<br>1-2 | | | C FF 87<br>F CH 79<br>F FF 88<br>X CU 76<br>0-2 15 FC5-4 1B | | F FF 88<br>C FC 87<br>X FC 86<br>0-2 F7 ① | 4 | 0 | 1 | 0 | 0 | 1 | 3 |
| 15 Andy LaRoche, R (1, 5) OBP: 0.373, SLG: 0.423 | | C FC 88<br>F FF 89<br>X FC 89<br>0-2 F8 ② | | | B CU 78<br>F FC 86<br>B FC 86<br>X FF 89<br>2-1 35 G6-4-3 1B | | B FC 85<br>X FC 85<br>1-0 FC5-4 ②<br>1-2f | | X CU 77<br>0-0 35 G4-3 1-3 2B | 4 | 0 | 2 | 0 | 0 | 0 | 2 |
| 35 Jason Jaramillo, S (1, 2) OBP: 0.353, SLG: 0.365 | | C SI 90<br>B FF 87<br>X CH 81<br>1-1 F7 ③ | | | X SI 89<br>0-0 G6-4-3 ①②<br>1-2f | | C FF 87<br>B FC 86<br>F CH 80<br>F FF 87<br>B CU 74<br>X FF 88<br>2-2 G3 ③ | | X FF 88<br>0-0 G4-3 ②<br>2-3<br>3-H | 4 | 0 | 0 | 1 | 0 | 0 | 4 |
| 2 Jack Wilson, R (1, 6) OBP: 0.274, SLG: 0.355 | | | X FC 84<br>0-0 P2 ① | | C FC 86<br>X FC 84<br>0-1 G6-3 ③ | | | C CU 81<br>B CH 79<br>X FF 88<br>1-1 G5-3 ① | C FC 82<br>X FF 87<br>0-1 F9 ③ | 4 | 0 | 0 | 0 | 0 | 0 | 1 |
| 49 Ross Ohlendorf, R (1, 1) OBP: 0.056, SLG: 0.056<br>43 Jesse Chavez, R (6, 1)<br>5 Ramón Vázquez, L (6, PH) OBP: 0.354, SLG: 0.250<br>56 Donnie Veal, L (7, 1)<br>16 Eric Hinske, L (8, PH) OBP: 0.338, SLG: 0.382<br>47 Evan Meek, R (9, 1) | | | C FF 89<br>F FF 89<br>B FC 84<br>C FF 90<br>1-3 K ② | | | C FF 89<br>B CH 80<br>B FC 86<br>S FF 88<br>X FC 88<br>2-2 3 FC3-6 1B | | X CH 79<br>0-0 F8 ② | | 1<br>0<br>1<br>0<br>1<br>0 | 0<br>0<br>0<br>0<br>0<br>0 | 0<br>0<br>1<br>0<br>0<br>0 | 0<br>0<br>0<br>0<br>0<br>0 | 1<br>0<br>0<br>0<br>0<br>0 | 0<br>0<br>0<br>0<br>0<br>0 | 0<br>0<br>0<br>0<br>0<br>0 |
| Inning Stats | R: 0<br>E: 0<br>K: 1<br>S: 9<br>H: 0<br>LOB: 0<br>BB: 0<br>P: 15 | R: 0<br>E: 0<br>K: 0<br>S: 10<br>H: 1<br>LOB: 1<br>BB: 0<br>P: 14 | R: 0<br>E: 0<br>K: 1<br>S: 5<br>H: 0<br>LOB: 0<br>BB: 0<br>P: 7 | R: 0<br>E: 0<br>K: 2<br>S: 16<br>H: 1<br>LOB: 1<br>BB: 0<br>P: 23 | R: 0<br>E: 0<br>K: 0<br>S: 5<br>H: 1<br>LOB: 0<br>BB: 0<br>P: 7 | R: 0<br>E: 0<br>K: 0<br>S: 9<br>H: 1<br>LOB: 1<br>BB: 0<br>P: 13 | R: 0<br>E: 0<br>K: 0<br>S: 10<br>H: 1<br>LOB: 1<br>BB: 0<br>P: 13 | R: 0<br>E: 0<br>K: 0<br>S: 10<br>H: 1<br>LOB: 2<br>BB: 1<br>P: 16 | R: 1<br>E: 0<br>K: 0<br>S: 11<br>H: 1<br>LOB: 1<br>BB: 1<br>P: 15 | 1B: 5<br>2B: 2<br>3B: 0<br>HR: 0<br>SF: 0<br>SAC: 0<br>DP: 1<br>HBP: 0 | | | | | | WP: 1<br>PB: 0<br>SB: 0<br>CS: 0<br>PA: 35 |

| PITCHER | IP | WLS | BF | H | R | ER | SO | BB | IBB | HBP | BLK | WP | HR | S | P | ERA | WHIP |
|---|---|---|---|---|---|---|---|---|---|---|---|---|---|---|---|---|---|
| 38 Brian Moehler, R (1, 1) ERA: 6.43 | 9.0 | W | 35 | 7 | 1 | 1 | 4 | 2 | 0 | 0 | 0 | 1 | 0 | 85 | 123 | 1.00 | 1.000 |

| PITCHER | IP | WLS | BF | H | R | ER | SO | BB | IBB | HBP | BLK | WP | HR | S | P | ERA | WHIP |
|---|---|---|---|---|---|---|---|---|---|---|---|---|---|---|---|---|---|

| Batter | 1 | 2 | 3 | 4 | 5 | 6 | 7 | 8 | 9 | AB | R | H | RBI | BB | SO | LOB |
|---|---|---|---|---|---|---|---|---|---|---|---|---|---|---|---|---|
| 21 Michael Bourn, L (1, 8)<br>OBP: 0.360, SLG: 0.384 | X FF 90<br>0-0 ①<br>F8 | | C CH 77<br>B SI 88<br>C SI 90<br>B CH 80<br>X SI 90<br>2-2 ②<br>F9<br>2-3 | | X SI 89<br>0-0 ②<br>B3 | | | C FF 91<br>B SL 84<br>B SL 85<br>B FF 90<br>C FF 91<br>X FF 90<br>3-2<br>17<br>G3<br>2B | S FF 93<br>B FF 93<br>D SL 76<br>B FF 93<br>B FF 93<br>4-1<br>17<br>BB<br>10<br>HBP<br>BB | 4 | 0 | 1 | 0 | 1 | 0 | 1 |
| 10 Miguel Tejada, R (1, 6)<br>OBP: 0.376, SLG: 0.523 | B FF 90<br>X FF 88<br>1-0<br>2B | | B SL 80<br>B CU 71<br>F FF 90<br>X SL 78<br>2-1<br>3-H<br>2B | | C FF 90<br>S CU 72<br>S SL 76<br>0-3 ③<br>K | | | C CH 84<br>F FF 92<br>X FF 92<br>0-2 ①<br>G6-3 | B FF 94<br>C SL 82<br>H FF 94<br>2-1<br>17<br>BB<br>1-2<br>2-3<br>3-H<br>HBP | 4 | 0 | 2 | 2 | 0 | 1 | 1 |
| 17 Lance Berkman, S (1, 3)<br>OBP: 0.364, SLG: 0.475 | S FF 90<br>B CH 81<br>C SL 76<br>B SL 80<br>C FF 92<br>2-3 ②<br>K | | X CH 80<br>0-0 ③<br>F7 | | | C SI 87<br>F SL 76<br>X CU 74<br>0-2<br>45<br>G6-4-3<br>1B | | B CH 84<br>X CH 83<br>1-0 ②<br>G3<br>2-3 | B FF 92<br>C FF 93<br>B FF 94<br>B FF 92<br>B FF 92<br>4-1<br>1-2<br>2-3<br>3-H<br>BB | 4 | 0 | 1 | 1 | 1 | 1 | 3 |
| 45 Carlos Lee, R (1, 7)<br>OBP: 0.360, SLG: 0.516 | B CU 72<br>X CU 72<br>1-0 ③<br>F9 | | | B FF 89<br>F SL 79<br>B SL 78<br>X FF 90<br>2-1<br>77<br>G4-3<br>8<br>2B<br>2B | | C CU 72<br>B SL 75<br>X SI 88<br>1-1 ①②<br>G6-4-3<br>1-2f | | S CH 82<br>B FF 92<br>B FF 91<br>B CH 83<br>B FF 90<br>4-1<br>9<br>FC4<br>BB | F SL 83<br>B SL 84<br>D SL 83<br>F CH 86<br>X FF 95<br>2-2 ③<br>G4-3 | 4 | 1 | 1 | 0 | 1 | 0 | 5 |
| 9 Hunter Pence, R (1, 9)<br>OBP: 0.419, SLG: 0.500 | | C CU 68<br>X SL 77<br>0-1 ①<br>P4 | | C SL 80<br>X SL 78<br>0-1 ①<br>G6-3 | | B CU 71<br>F FF 89<br>X CU 72<br>1-1 ③<br>F8 | | B CH 84<br>S CH 84<br>S CH 84<br>B FF 92<br>X FF 86<br>2-2 ③<br>FC4<br>1-2f | | 4 | 0 | 0 | 0 | 0 | 0 | 3 |
| 77 Ivan Rodriguez, R (1, 2)<br>OBP: 0.305, SLG: 0.444 | | B FF 88<br>B FF 90<br>X FF 88<br>2-0 ②<br>G6-3 | | S CU 72<br>F CU 71<br>X FF 89<br>0-2 ②<br>G4-3<br>2-3 | | | X CU 71<br>0-0 ①<br>G6-3 | | B FF 91<br>X SI 89<br>1-0 ①<br>G6-3 | 4 | 0 | 0 | 0 | 0 | 0 | 1 |
| 8 Jeff Keppinger, R (1, 5)<br>OBP: 0.386, SLG: 0.500 | | B FF 89<br>C FF 87<br>C SL 78<br>B CU 69<br>B FF 87<br>X FF 89<br>3-2 ③<br>F9 | | B CU 73<br>C SI 89<br>B CU 72<br>X FF 89<br>2-1<br>3-H<br>2B | | | C FF 89<br>B CU 71<br>F SI 88<br>S SL 75<br>1-3 ②<br>K | | C FF 91<br>F CH 84<br>B CH 85<br>X FF 92<br>1-2 ②<br>F9 | 4 | 0 | 1 | 1 | 0 | 1 | 0 |
| 18 Edwin Maysonet, R (1, 4)<br>OBP: 0.500, SLG: 0.750 | | | C FF 89<br>B SL 79<br>B SL 77<br>B FF 87<br>B FF 88<br>4-1<br>21<br>F9<br>51<br>SH5-4<br>10<br>2B<br>BB | F SI 89<br>C SL 80<br>B CU 72<br>S CU 69<br>1-3 ③<br>K | | | F FF 89<br>C CU 70<br>F SL 77<br>F CU 71<br>B SL 77<br>F FF 89<br>X CU 71<br>1-2<br>1B | C SI 90<br>B CH 84<br>B CH 85<br>B SI 90<br>B SI 90<br>4-1<br>4<br>2B<br>10<br>HBP<br>BB | 2 | 2 | 1 | 0 | 2 | 1 | 1 |
| 51 Wandy Rodriguez, S (1, 1)<br>OBP: 0.043, SLG: 0.043<br>47 Jeff Fulchino, R (5, 1)<br>2 Darin Erstad, L (7, PH)<br>OBP: 0.204, SLG: 0.204<br>48 Tim Byrdak, L (7, 1)<br>41 Brandon Backe, R (8, 1)<br>4 Jason Michaels, R (9, PH)<br>OBP: 0.317, SLG: 0.343 | | | L FF 86<br>X FF 86<br>0-1 ①<br>SH5-4<br>1-2 | | C FF 88<br>X SI 90<br>0-1 ①<br>G6-3 | | C SI 90<br>B SI 90<br>S CH 79<br>F SI 90<br>X SI 90<br>1-2 ③<br>L8 | | C SI 90<br>B SL 75<br>X CH 86<br>1-1<br>10<br>HBP<br>17<br>BB<br>1-3<br>2B | 1<br>0<br>1<br>0<br>0<br>1 | 0<br>0<br>0<br>0<br>0<br>1 | 0<br>0<br>0<br>0<br>0<br>1 | 0<br>0<br>0<br>0<br>0<br>1 | 0<br>0<br>0<br>0<br>0<br>0 | 0<br>0<br>1<br>0<br>0<br>0 | 0<br>0<br>0<br>0<br>0<br>0 |
| Inning Stats | R: 0<br>E: 0<br>K: 1<br>S: 6<br>H: 1<br>LOB: 1<br>BB: 0<br>P: 10 | R: 0<br>E: 0<br>K: 0<br>S: 6<br>H: 0<br>LOB: 0<br>BB: 0<br>P: 11 | R: 1<br>E: 0<br>K: 0<br>S: 9<br>H: 1<br>LOB: 1<br>BB: 1<br>P: 17 | R: 1<br>E: 0<br>K: 1<br>S: 12<br>H: 2<br>LOB: 1<br>BB: 0<br>P: 17 | R: 0<br>E: 0<br>K: 1<br>S: 6<br>H: 0<br>LOB: 0<br>BB: 0<br>P: 6 | R: 0<br>E: 0<br>K: 0<br>S: 7<br>H: 1<br>LOB: 0<br>BB: 0<br>P: 9 | R: 0<br>E: 0<br>K: 1<br>S: 14<br>H: 1<br>LOB: 1<br>BB: 0<br>P: 17 | R: 0<br>E: 0<br>K: 0<br>S: 11<br>H: 1<br>LOB: 2<br>BB: 1<br>P: 21 | R: 2<br>E: 0<br>K: 0<br>S: 13<br>H: 1<br>LOB: 3<br>BB: 3<br>P: 32 | 1B: 2<br>2B: 6<br>3B: 0<br>HR: 0<br>SF: 0<br>SAC: 1<br>DP: 1<br>HBP: 1 | | | | | | WP: 0<br>PB: 0<br>SB: 0<br>CS: 0<br>PA: 40 | |

# TOP

## Houston Astros @ Pittsburgh Pirates

PNC Park, Pittsburgh, PA

Sat May 30 2009, 7:05 PM EDT

Att. 37,167 - Clear - 71 F

livebaseballscorecards.com

| | |
|---|---|
| AB | 33 |
| R | 4 |
| H | 8 |
| RBI | 4 |
| BB | 5 |
| SO | 4 |
| LOB | 16 |

| PITCHER | | IP | WLS | BF | H | R | ER | SO | BB | IBB | HBP | BLK | WP | HR | S | P | ERA | WHIP |
|---|---|---|---|---|---|---|---|---|---|---|---|---|---|---|---|---|---|---|
| 27 Jeff Karstens, R<br>ERA: 4.83 | (1, 1) | 7.0 | W | 27 | 6 | 2 | 2 | 4 | 1 | 0 | 0 | 0 | 0 | 0 | 60 | 87 | 2.57 | 1.000 |
| 34 John Grabow, L<br>ERA: 4.5 | (8, 1) | 1.0 | H | 5 | 1 | 0 | 0 | 0 | 1 | 0 | 0 | 0 | 0 | 0 | 11 | 21 | 0.00 | 2.000 |
| 24 Tom Gorzelanny, L<br>ERA: 7.94 | (9, 1) | 0.2 | | 5 | 1 | 2 | 2 | 0 | 2 | 0 | 0 | 0 | 0 | 0 | 8 | 19 | 27.00 | 4.500 |
| 55 Matt Capps, R<br>ERA: 6.32 | (9, 1) | 0.1 | S | 3 | 0 | 0 | 0 | 0 | 1 | 0 | 1 | 0 | 0 | 0 | 5 | 13 | 0.00 | 3.000 |

| PITCHER | IP | WLS | BF | H | R | ER | SO | BB | IBB | HBP | BLK | WP | HR | S | P | ERA | WHIP |
|---|---|---|---|---|---|---|---|---|---|---|---|---|---|---|---|---|---|

| Batter | 1 | 2 | 3 | 4 | 5 | 6 | 7 | 8 | 9 | AB | R | H | RBI | BB | SO | LOB |
|---|---|---|---|---|---|---|---|---|---|---|---|---|---|---|---|---|
| 3 Nyjer Morgan, L (1, 8)<br>OBP: 0.356, SLG: 0.346 | C FF 91<br>B CU 75<br>B SI 89<br>F FF 90<br>B CU 77<br>B FF 90<br>4-2<br>15 1B<br>12 1B<br>BB | M FF 92<br>F CU 76<br>C CU 75<br>0-3 ②<br>K | | C FF 90<br>B FF 90<br>S SI 90<br>B SI 88<br>S FF 91<br>2-3 ③<br>K | | C FF 94<br>S CH 85<br>B CH 85<br>C FF 94<br>1-3 ①<br>K | | F SI 91<br>B SL 80<br>B FF 90<br>C FF 90<br>X FF 91<br>2-2 ①<br>G4-3<br>2-3 | | 4 | 1 | 0 | 0 | 1 | 3 | 3 |
| 15 Andy LaRoche, R (1, 5)<br>OBP: 0.379, SLG: 0.431 | C SI 89<br>B CU 73<br>X CH 84<br>1-1<br>12 1B<br>18 1B<br>1-2<br>1B | F FF 91<br>F FF 92<br>F CU 77<br>F FF 92<br>F CU 76<br>X FF 91<br>0-2 ③<br>L8 | | | B CU 76<br>F CH 83<br>B FF 90<br>F FF 90<br>F CU 78<br>B FF 91<br>B CH 84<br>4-2<br>18 12<br>G6-4-3 1B<br>24<br>BB | C SL 85<br>X FF 93<br>0-1 ②<br>L5 | | C SL 81<br>X FF 91<br>0-1<br>18<br>WP<br>3-H<br>2B | | 4 | 2 | 2 | 1 | 1 | 0 | 1 |
| 12 Freddy Sanchez, R (1, 4)<br>OBP: 0.371, SLG: 0.510 | L FF 89<br>B CU 76<br>X CU 74<br>1-1<br>16 1B<br>18 1B<br>23<br>SF7<br>1-2<br>2-H<br>1B | | C FF 90<br>F FF 90<br>X FF 90<br>0-2 ①<br>G6-3 | | F SI 90<br>F FF 90<br>F FF 90<br>B FF 90<br>1 SAFE<br>X FF 90<br>1-2<br>18<br>G6-4-3<br>1-2<br>1B | B FF 93<br>D FF 91<br>C FF 93<br>B SL 83<br>B FF 92<br>4-1<br>1-2<br>BB | | C SL 81<br>B SL 82<br>F FF 90<br>X SL 83<br>1-2 ②<br>P4 | | 4 | 1 | 2 | 1 | 1 | 0 | 1 |
| 18 Craig Monroe, R (1, 7)<br>OBP: 0.290, SLG: 0.415 | F FF 90<br>D CH 84<br>B CU 78<br>B CH 85<br>X SI 90<br>3-1<br>23<br>SF7<br>16 1B<br>1-2<br>2-H<br>1B | | X FF 91<br>0-0 ②<br>F8 | | B CU 78<br>X CH 84<br>1-0 ①②<br>G6-4-3<br>1-2f<br>2-3 | B FF 92<br>F SL 82<br>C FF 92<br>D FF 94<br>F SL 84<br>F FF 94<br>B FF 93<br>F FF 92<br>X FF 92<br>3-2 ③<br>F7 | | B FF 90<br>S SL 82<br>F SL 84<br>B CU 72<br>S FF 90<br>2-3 ③<br>K<br>2-3 | | 5 | 0 | 1 | 1 | 0 | 1 | 5 |
| 16 Eric Hinske, L (1, 3)<br>OBP: 0.370, SLG: 0.408 | C CU 76<br>B CU 75<br>X SI 88<br>1-1<br>1-2<br>2-3<br>1B | | B CU 76<br>C CU 78<br>B FF 91<br>B CU 77<br>F FF 91<br>F FF 92<br>F FF 91<br>F FF 91<br>X FF 91<br>3-2<br>1B | | B CU 77<br>B CU 79<br>B CH 85<br>C FF 91<br>B CH 85<br>4-1<br>24 1B<br>23 1B<br>BB | | B FF 90<br>B SL 83<br>F FF 90<br>B SL 81<br>X FF 91<br>3-1<br>24<br>FC5-6<br>1B | | | 3 | 1 | 3 | 0 | 1 | 0 | 0 |
| 24 Delwyn Young, S (1, 9)<br>OBP: 0.371, SLG: 0.345 | C FF 91<br>S FF 91<br>F CU 77<br>B FF 91<br>C CU 77<br>1-3 ①<br>K | | B FF 91<br>B FF 90<br>S SI 89<br>F SI 90<br>1 SAFE<br>X CU 76<br>2-2 ③<br>F9 | | X CU 77<br>0-0<br>23 1B<br>1-2<br>3-H<br>1B | | L SI 90<br>X CH 82<br>0-1 ①<br>FC5-6<br>23<br>G5-4-3<br>1-2f | | | 4 | 0 | 1 | 1 | 0 | 1 | 5 |
| 23 Robinzon Diaz, R (1, 2)<br>OBP: 0.355, SLG: 0.431 | C CU 77<br>X FF 91<br>0-1 ②<br>SF7<br>2-3<br>3-H | | | C FF 90<br>B FF 90<br>F CU 77<br>X FF 91<br>1-2 ①<br>G6-3 | B FF 90<br>X CH 82<br>1-0<br>2<br>FC5-4<br>1-2<br>2-H<br>1B | | 1 SAFE<br>C CH 85<br>F FF 91<br>X SI 87<br>0-2 ②③<br>G5-4-3<br>1-2f | | | 3 | 0 | 1 | 2 | 0 | 0 | 1 |
| 2 Jack Wilson, R (1, 6)<br>OBP: 0.282, SLG: 0.378 | B CU 78<br>C FF 91<br>F FF 90<br>D CU 78<br>S FF 91<br>2-3 ③<br>K | | | B FF 90<br>X FF 90<br>1-0<br>2B | C SL 83<br>B FF 92<br>X SL 83<br>1-1 ③<br>FC5-4<br>1-2f | | | C FF 90<br>X CU 74<br>0-1<br>44<br>2B | 2B | 4 | 1 | 2 | 0 | 0 | 1 | 4 |
| 27 Jeff Karstens, R (1, 1)<br>34 John Grabow, L (8, 1)<br>44 Brandon Moss, L (8, PH)<br>OBP: 0.313, SLG: 0.384<br>24 Tom Gorzelanny, R (9, 1)<br>55 Matt Capps, R (9, 1) | | B FF 90<br>C FF 90<br>F FF 90<br>B CU 77<br>B FF 92<br>F FF 90<br>F FF 91<br>T FF 91<br>3-2 ①<br>K | | B CU 76<br>C CU 76<br>B CU 77<br>S FF 90<br>C FF 91<br>2-3 ②<br>K | | B CH 88<br>B FF 91<br>B FF 92<br>C FF 91<br>B FF 92<br>4-1<br>12<br>BB<br>BB | | C FF 92<br>X CH 82<br>0-1<br>3<br>G4-3<br>15<br>2B<br>2-H<br>2B | | 2<br>0<br>0<br>1<br>0 | 0<br>0<br>0<br>1<br>0 | 0<br>0<br>0<br>1<br>0 | 0<br>0<br>0<br>1<br>0 | 1<br>0<br>0<br>1<br>0 | 2<br>0<br>0<br>0<br>0 | 1<br>0<br>0<br>0<br>0 |
| Inning Stats | R: 3<br>E: 0<br>K: 2<br>S: 19<br>H: 4<br>LOB: 2<br>BB: 1<br>P: 32 | R: 0<br>E: 0<br>K: 2<br>S: 14<br>H: 0<br>LOB: 0<br>BB: 0<br>P: 17 | R: 0<br>E: 0<br>K: 0<br>S: 13<br>H: 1<br>LOB: 1<br>BB: 0<br>P: 18 | R: 0<br>E: 0<br>K: 2<br>S: 10<br>H: 1<br>LOB: 1<br>BB: 0<br>P: 16 | R: 2<br>E: 0<br>K: 0<br>S: 13<br>H: 3<br>LOB: 2<br>BB: 2<br>P: 25 | R: 0<br>E: 0<br>K: 1<br>S: 13<br>H: 0<br>LOB: 2<br>BB: 2<br>P: 25 | R: 0<br>E: 0<br>K: 0<br>S: 7<br>H: 1<br>LOB: 0<br>BB: 0<br>P: 10 | R: 2<br>E: 0<br>K: 1<br>S: 15<br>H: 3<br>LOB: 1<br>BB: 0<br>P: 20 | | 1B: 9<br>2B: 4<br>3B: 0<br>HR: 0<br>SF: 1<br>SAC: 0<br>DP: 2<br>HBP: 0 | | | | | | |

| PITCHER | IP | WLS | BF | H | R | ER | SO | BB | IBB | HBP | BLK | WP | HR | S | P | ERA | WHIP |
|---|---|---|---|---|---|---|---|---|---|---|---|---|---|---|---|---|---|
| 51 Wandy Rodriguez, L (1, 1)<br>ERA: 2.26 | 4.2 | L | 25 | 9 | 5 | 5 | 6 | 3 | 0 | 0 | 0 | 0 | 0 | 67 | 105 | 9.64 | 2.571 |
| 47 Jeff Fulchino, R (5, 1)<br>ERA: 3.79 | 1.1 | | 6 | 0 | 0 | 0 | 1 | 2 | 0 | 0 | 0 | 0 | 0 | 15 | 28 | 0.00 | 1.500 |
| 48 Tim Byrdak, L (7, 1)<br>ERA: 3.5 | 1.0 | | 3 | 1 | 0 | 0 | 0 | 0 | 0 | 0 | 0 | 0 | 0 | 7 | 10 | 0.00 | 1.000 |
| 41 Brandon Backe, R (8, 1)<br>ERA: 18.0 | 1.0 | | 6 | 3 | 2 | 2 | 1 | 0 | 0 | 0 | 0 | 1 | 0 | 15 | 20 | 18.00 | 3.000 |

| PITCHER | IP | WLS | BF | H | R | ER | SO | BB | IBB | HBP | BLK | WP | HR | S | P | ERA | WHIP |
|---|---|---|---|---|---|---|---|---|---|---|---|---|---|---|---|---|---|

# BOTTOM

## Houston Astros @ Pittsburgh Pirates

PNC Park, Pittsburgh, PA

Sat May 30 2009, 7:05 PM EDT

Att. 37,167 - Clear - 71 F

livebaseballscorecards.com

| | |
|---|---|
| AB | 34 |
| R | 7 |
| H | 13 |
| RBI | 7 |
| BB | 5 |
| SO | 8 |
| LOB | 21 |

PA: 40

WP: 1
PB: 0
SB: 0
CS: 0

| Batter | 1 | 2 | 3 | 4 | 5 | 6 | 7 | 8 | 9 | AB | R | H | RBI | BB | SO | LOB |
|---|---|---|---|---|---|---|---|---|---|---|---|---|---|---|---|---|
| 18 Edwin Maysonet, R (1, 4)<br>OBP: 0.500, SLG: 0.700 | B SI 87<br>C FF 88<br>S CH 83<br>S CH 83<br>1-3<br>K | | B SI 89<br>B SI 88<br>S FF 90<br>F FF 90<br>X SI 86<br>2-2<br>G6-3 | | S CH 83<br>F CH 83<br>B SI 91<br>X CH 83<br>1-2<br>10<br>G6-4-3<br>1B | | B SI 91<br>B SI 89<br>C SI 90<br>X SI 90<br>2-1<br>10<br>1B<br>10<br>PB<br>1-2<br>1B | | | 4 | 0 | 2 | 0 | 0 | 1 | 0 |
| 10 Miguel Tejada, R (1, 6)<br>OBP: 0.378, SLG: 0.528 | C SI 90<br>X CH 84<br>0-1<br>45<br>WP<br>2B | | C CU 75<br>B SL 81<br>X FF 91<br>1-1<br>E5<br>45<br>G3<br>9<br>1B | | B FF 90<br>1 SAFE<br>1 SAFE<br>C FF 91<br>B CU 77<br>F SI 92<br>B FF 91<br>X FF 91<br>3-2<br>G6-4-3<br>1-2f | | B CU 74<br>C SL 82<br>B SI 91<br>F FF 91<br>X CU 78<br>2-2<br>9<br>G6-4-3<br>1-3<br>2-H<br>1B | | | 4 | 0 | 2 | 1 | 0 | 0 | 1 |
| 9 Hunter Pence, R (1, 9)<br>OBP: 0.416, SLG: 0.494 | B CU 75<br>B FF 90<br>F SI 85<br>C CU 75<br>F SL 82<br>D SI 86<br>S FF 91<br>3-3<br>K | | X SI 86<br>0-0<br>45<br>G3<br>1-2<br>1B | | X CH 84<br>0-0<br>G6-3 | | B SI 91<br>B CU 77<br>X SI 86<br>2-0<br>G6-4-3<br>1-2f | | | 4 | 0 | 1 | 0 | 0 | 1 | 3 |
| 45 Carlos Lee, R (1, 7)<br>OBP: 0.358, SLG: 0.508<br>43 Chris Sampson, R (8, 1)<br>22 LaTroy Hawkins, R (9, 1) | B SI 90<br>F SI 86<br>B SI 85<br>C SI 90<br>B CU 77<br>X FF 91<br>3-2<br>F7<br>2-3 | | B CU 76<br>F CU 76<br>B FF 91<br>X SI 90<br>2-1<br>G3<br>1-2<br>2-3 | | | B SI 88<br>B CH 82<br>B FF 89<br>C FF 89<br>B SI 88<br>4-1<br>8<br>FC5-4<br>BB | | | C FF 95<br>X FC 91<br>0-1<br>G5-3 | 3<br>0<br>0 | 0<br>0<br>0 | 0<br>0<br>0 | 0<br>0<br>0 | 1<br>0<br>0 | 0<br>0<br>0 | 3<br>0<br>0 |
| 17 Lance Berkman, S (1, 3)<br>OBP: 0.361, SLG: 0.467 | | C SI 85<br>B SI 88<br>B SI 89<br>S SI 87<br>B FF 90<br>B SI 87<br>4-2<br>4<br>F8<br>55<br>1B<br>BB | B SI 86<br>F CU 76<br>B SI 91<br>F SI 92<br>S FF 91<br>2-3<br>K | | | C CU 74<br>L FF 91<br>X CU 76<br>0-2<br>P3 | | B FF 96<br>C FF 96<br>X CH 86<br>1-1<br>L8 | | 3 | 1 | 0 | 0 | 1 | 1 | 3 |
| 4 Jason Michaels, R (1, 8)<br>OBP: 0.289, SLG: 0.308<br>(8, 7) | | B SI 90<br>1 SAFE<br>X SI 90<br>1-0<br>F8<br>1-2 | | C CU 72<br>B SL 80<br>C FF 90<br>F CU 75<br>F SI 90<br>B SI 86<br>X SL 81<br>2-2<br>F9 | | 1 SAFE<br>X SI 90<br>0-0<br>F9 | | C FF 96<br>F FC 91<br>X FF 96<br>0-2<br>F9 | | 4 | 0 | 0 | 0 | 0 | 0 | 2 |
| 8 Jeff Keppinger, R (1, 5)<br>OBP: 0.370, SLG: 0.476 | | C SI 91<br>B CU 77<br>B CU 76<br>S SI 86<br>F SI 91<br>X SI 86<br>2-2<br>G6-3 | B SI 89<br>F FF 91<br>X FF 91<br>1-1<br>F7 | | | B FF 91<br>X CH 84<br>1-0<br>FC5-4<br>1-2f | | | B CU 76<br>B FC 90<br>B FC 88<br>C FF 89<br>X FC 88<br>3-1<br>G3 | 4 | 0 | 0 | 0 | 0 | 0 | 2 |
| 55 Humberto Quintero, R (1, 2)<br>OBP: 0.258, SLG: 0.290 | | C SI 86<br>X SI 86<br>0-1<br>2-H<br>1B | C CU 75<br>X SI 90<br>0-1<br>1B | | | | X CU 72<br>0-0<br>F9 | | L CU 77<br>B CU 80<br>F FC 91<br>B FC 94<br>X CU 77<br>2-2<br>F7 | 4 | 0 | 2 | 1 | 0 | 0 | 0 |
| 11 Mike Hampton, R (1, 1)<br>OBP: 0.400, SLG: 0.368<br>21 Michael Bourn, L (8, 8)<br>OBP: 0.359, SLG: 0.382 | | C SI 90<br>F SI 91<br>B CU 76<br>F FF 92<br>C FF 91<br>1-3<br>K | X SI 90<br>0-0<br>F9 | | | | B CH 84<br>X SI 89<br>1-0<br>10<br>PB<br>18<br>1B<br>10<br>1B<br>1B | | C SI 89<br>C SI 91<br>B SL 80<br>B SL 78<br>F FF 92<br>C SI 92<br>2-3<br>K | 3<br>1 | 1<br>0 | 1<br>0 | 0<br>0 | 0<br>0 | 1<br>1 | 2<br>0 |
| Inning Stats | R: 0<br>E: 0<br>K: 2<br>S: 12<br>H: 1<br>LOB: 1<br>BB: 0<br>P: 19 | R: 1<br>E: 0<br>K: 1<br>S: 13<br>H: 1<br>LOB: 1<br>BB: 1<br>P: 21 | R: 0<br>E: 1<br>K: 1<br>S: 11<br>H: 1<br>LOB: 2<br>BB: 0<br>P: 18 | R: 0<br>E: 0<br>K: 0<br>S: 10<br>H: 1<br>LOB: 1<br>BB: 0<br>P: 13 | R: 0<br>E: 0<br>K: 0<br>S: 7<br>H: 1<br>LOB: 0<br>BB: 0<br>P: 11 | R: 0<br>E: 0<br>K: 0<br>S: 6<br>H: 0<br>LOB: 1<br>BB: 1<br>P: 11 | R: 1<br>E: 0<br>K: 0<br>S: 8<br>H: 3<br>LOB: 1<br>BB: 0<br>P: 15 | R: 0<br>E: 0<br>K: 0<br>S: 7<br>H: 0<br>LOB: 0<br>BB: 0<br>P: 8 | R: 0<br>E: 0<br>K: 1<br>S: 9<br>H: 0<br>LOB: 0<br>BB: 0<br>P: 16 | 1B: 7<br>2B: 1<br>3B: 0<br>HR: 0 | SF: 0<br>SAC: 0<br>DP: 2<br>HBP: 0 | | | WP: 1<br>PB: 1<br>SB: 0<br>CS: 0 | PA: 36 | |

| PITCHER | | IP | WLS | BF | H | R | ER | SO | BB | IBB | HBP | BLK | WP | HR | S | P | ERA | WHIP |
|---|---|---|---|---|---|---|---|---|---|---|---|---|---|---|---|---|---|---|
| 28 Paul Maholm, L<br>ERA: 3.82 | (1, 1) | 7.0 | L | 30 | 8 | 2 | 1 | 4 | 2 | 0 | 0 | 0 | 1 | 0 | 67 | 108 | 1.29 | 1.429 |
| 43 Jesse Chavez, R<br>ERA: 2.86 | (8, 1) | 1.0 | | 3 | 0 | 0 | 0 | 0 | 0 | 0 | 0 | 0 | 0 | 0 | 7 | 8 | 0.00 | 0.000 |
| 47 Evan Meek, R<br>ERA: 2.6 | (9, 1) | 0.2 | | 2 | 0 | 0 | 0 | 0 | 0 | 0 | 0 | 0 | 0 | 0 | 5 | 10 | 0.00 | 0.000 |
| 17 Sean Burnett, L<br>ERA: 3.27 | (9, 1) | 0.1 | | 1 | 0 | 0 | 0 | 1 | 0 | 0 | 0 | 0 | 0 | 0 | 4 | 6 | 0.00 | 0.000 |

| PITCHER | IP | WLS | BF | H | R | ER | SO | BB | IBB | HBP | BLK | WP | HR | S | P | ERA | WHIP |
|---|---|---|---|---|---|---|---|---|---|---|---|---|---|---|---|---|---|

# TOP

## Houston Astros @ Pittsburgh Pirates

PNC Park, Pittsburgh, PA

Sun May 31 2009, 1:35 PM EDT
Att. 19,566 - Partly Cloudy - 66 F

livebaseballscorecards.com

| | |
|---|---|
| AB | 34 |
| R | 2 |
| H | 8 |
| RBI | 2 |
| BB | 2 |
| SO | 5 |
| LOB | 16 |

| Batter | 1 | 2 | 3 | 4 | 5 | 6 | 7 | 8 | 9 | AB | R | H | RBI | BB | SO | LOB |
|---|---|---|---|---|---|---|---|---|---|---|---|---|---|---|---|---|
| 13 Nate McLouth, L (1, 8)<br>OBP: 0.355, SLG: 0.463 | F FF 87<br>C FF 88<br>F FF 90<br>X FF 90<br>0-2<br>HR | | B FF 90<br>C SI 85<br>X CU 77<br>1-1<br>1B | | | B FC 85<br>C FC 87<br>X FC 87<br>1-1 ①<br>G4-3 | | | X CU 78<br>0-0 ①<br>G3 | 4 | 1 | 2 | 1 | 0 | 0 | 0 |
| 15 Andy LaRoche, R (1, 5)<br>OBP: 0.371, SLG: 0.420 | B FF 88<br>S CH 78<br>S SI 83<br>B FF 90<br>X FF 87<br>2-2 ①<br>G6-3 | | D CH 76<br>S SI 85<br>D SI 83<br>X FF 90<br>2-1 ③<br>G1-3 | | | C FF 90<br>X CH 79<br>0-1 ②<br>G4-3 | | | C FF 96<br>C FF 96<br>B FF 96<br>B SL 91<br>S FF 97<br>2-3 ②<br>K2-3 | 4 | 0 | 0 | 0 | 0 | 1 | 1 |
| 12 Freddy Sanchez, R (1, 4)<br>OBP: 0.373, SLG: 0.508<br>3 Nyjer Morgan, L (9, PR)<br>OBP: 0.356, SLG: 0.346 | B SI 84<br>C SI 84<br>B FC 86<br>S FC 87<br>F FC 88<br>F FC 87<br>F FF 89<br>B CH 79<br>B SI 85<br>4-2<br>18<br>G5-4-3<br>BB | | | C SI 85<br>B CH 77<br>X FC 86<br>1-1 ①<br>G6-3 | | B SI 87<br>X SI 86<br>1-0 ③<br>G6-3 | | | C SL 89<br>X CU 80<br>0-1<br>1B | 3<br>0 | 0<br>0 | 1<br>0 | 0<br>0 | 1<br>0 | 0<br>0 | 0<br>0 |
| 18 Craig Monroe, R (1, 7)<br>OBP: 0.278, SLG: 0.397<br>24 Delwyn Young, S (9, PH)<br>OBP: 0.365, SLG: 0.339 | F FC 86<br>F SI 82<br>D FF 87<br>F CH 79<br>F FC 88<br>X FF 90<br>1-2 ②③<br>G5-4-3<br>1-2f | | | B CH 79<br>F SI 86<br>X SI 85<br>1-1 ②<br>G6-3 | | | B FC 86<br>B FF 89<br>S SI 82<br>X SI 84<br>2-1 ①<br>G3 | | B FF 94<br>C FF 94<br>F FF 95<br>D FF 96<br>1 SAFE<br>S SL 92<br>2-3 ③<br>K | 3<br>1 | 0<br>0 | 0<br>0 | 0<br>0 | 0<br>1 | 0<br>1 | 1<br>1 |
| 25 Adam LaRoche, L (1, 3)<br>OBP: 0.325, SLG: 0.445 | | B FC 85<br>F FF 88<br>F FF 89<br>X FC 87<br>1-2 ①<br>G6-3 | | C CU 77<br>X FC 87<br>0-1<br>1B | | | B SI 85<br>F SI 87<br>C CU 78<br>S CH 77<br>1-3 ②<br>K | | | 3 | 0 | 1 | 0 | 0 | 1 | 0 |
| 23 Robinzon Diaz, R (1, 2)<br>OBP: 0.338, SLG: 0.410 | | F CH 79<br>S CH 79<br>B CU 77<br>B FC 87<br>X CH 79<br>2-2 ②<br>G5-3 | | X FF 89<br>0-0 ③<br>G4-3 | | | X CH 81<br>0-0 ③<br>B1-3 | | | 3 | 0 | 0 | 0 | 0 | 0 | 1 |
| 44 Brandon Moss, L (1, 9)<br>OBP: 0.307, SLG: 0.376 | | S FC 84<br>C FF 89<br>F CU 80<br>F SI 87<br>F FF 91<br>S CH 79<br>0-3 ③<br>K | | | F FF 89<br>C FC 85<br>X CU 79<br>0-2 ①<br>G4-3 | | | C CU 76<br>F FF 88<br>S SL 81<br>0-3 ①<br>K | | 3 | 0 | 0 | 0 | 0 | 2 | 0 |
| 2 Jack Wilson, R (1, 6)<br>OBP: 0.275, SLG: 0.368 | | | C SI 82<br>B FC 86<br>B FF 88<br>C FF 88<br>X FF 89<br>2-2 ①<br>G5-3 | | B FC 85<br>X SI 85<br>1-0 ②<br>F8 | | | L SL 81<br>F CU 78<br>F SI 87<br>X SL 81<br>0-2 ②<br>G5-3 | | 3 | 0 | 0 | 0 | 0 | 0 | 0 |
| 28 Paul Maholm, L (1, 1)<br>OBP: 0.208, SLG: 0.238<br>43 Jesse Chavez, R (8, 1)<br>16 Eric Hinske, L (8, PH)<br>OBP: 0.366, SLG: 0.403<br>47 Evan Meek, R (9, 1)<br>17 Sean Burnett, L (9, 1) | | | B FF 88<br>B SI 86<br>B FF 87<br>C SI 85<br>C SI 86<br>X FF 87<br>3-2 ②<br>G4-3 | | C FF 88<br>C SI 84<br>S FF 87<br>0-3 ③<br>K | | | B CU 77<br>X SI 88<br>1-0 ③<br>G3 | | 2<br>0<br>1<br>0<br>0 | 0<br>0<br>0<br>0<br>0 | 0<br>0<br>0<br>0<br>0 | 0<br>0<br>0<br>0<br>0 | 1<br>0<br>0<br>0<br>0 | 0<br>0<br>0<br>0<br>0 | 0<br>0<br>0<br>0<br>0 |
| Inning Stats | R: 1 H: 1<br>E: 0 LOB: 0<br>K: 0 BB: 1<br>S: 17 P: 24 | R: 0 H: 0<br>E: 0 LOB: 0<br>K: 1 BB: 0<br>S: 12 P: 15 | R: 0 H: 1<br>E: 0 LOB: 1<br>K: 0 BB: 0<br>S: 10 P: 18 | R: 0 H: 1<br>E: 0 LOB: 1<br>K: 0 BB: 0<br>S: 7 P: 9 | R: 0 H: 0<br>E: 0 LOB: 0<br>K: 1 BB: 0<br>S: 7 P: 8 | R: 0 H: 0<br>E: 0 LOB: 0<br>K: 0 BB: 0<br>S: 5 P: 7 | R: 0 H: 0<br>E: 0 LOB: 0<br>K: 1 BB: 0<br>S: 6 P: 9 | R: 0 H: 0<br>E: 0 LOB: 0<br>K: 1 BB: 0<br>S: 8 P: 9 | R: 0 H: 1<br>E: 0 LOB: 1<br>K: 2 BB: 0<br>S: 9 P: 13 | 1B: 3 SF: 0<br>2B: 0 SAC: 0<br>3B: 0 DP: 1<br>HR: 1 HBP: 0 | | | | | | WP: 0 PA: 31<br>PB: 0<br>SB: 0<br>CS: 0 | |

| PITCHER | | IP | WLS | BF | H | R | ER | SO | BB | IBB | HBP | BLK | WP | HR | S | P | ERA | WHIP |
|---|---|---|---|---|---|---|---|---|---|---|---|---|---|---|---|---|---|---|
| 11 Mike Hampton, L<br>ERA: 5.07 | (1, 1) | 7.0 | W | 24 | 3 | 1 | 1 | 3 | 1 | 0 | 0 | 0 | 0 | 1 | 64 | 90 | 1.29 | 0.571 |
| 43 Chris Sampson, R<br>ERA: 2.1 | (8, 1) | 1.0 | H | 3 | 0 | 0 | 0 | 1 | 0 | 0 | 0 | 0 | 0 | 0 | 8 | 9 | 0.00 | 0.000 |
| 22 LaTroy Hawkins, R<br>ERA: 2.57 | (9, 1) | 1.0 | S | 4 | 1 | 0 | 0 | 2 | 0 | 0 | 0 | 0 | 0 | 0 | 9 | 13 | 0.00 | 1.000 |

| PITCHER | IP | WLS | BF | H | R | ER | SO | BB | IBB | HBP | BLK | WP | HR | S | P | ERA | WHIP |
|---|---|---|---|---|---|---|---|---|---|---|---|---|---|---|---|---|---|

# BOTTOM

## Houston Astros @ Pittsburgh Pirates

PNC Park, Pittsburgh, PA

Sun May 31 2009, 1:35 PM EDT
Att. 19,566 - Partly Cloudy - 66 F

livebaseballscorecards.com

| | |
|---|---|
| AB | 30 |
| R | 1 |
| H | 4 |
| RBI | 1 |
| BB | 1 |
| SO | 6 |
| LOB | 4 |

| Batter | 1 | 2 | 3 | 4 | 5 | 6 | 7 | 8 | 9 | AB | R | H | RBI | BB | SO | LOB |
|---|---|---|---|---|---|---|---|---|---|---|---|---|---|---|---|---|
| 1 Luis Castillo, S (1, 4)<br>OBP: 0.383, SLG: 0.340 | B FF 91<br>C FF 91<br>F FF 93<br>B FF 93<br>B FF 92<br>X FF 91<br>3-2 ① G1-3 | C FF 90<br>B CH 84<br>X FF 92<br>1-1 ③ G6-3 | | B<br>C<br>B CH 86<br>F<br>X FF 92<br>2-2 ② G3-1 | | C SL 82<br>B FF 93<br>X SL 83<br>1-1 ③ L7 | | | C FF 94<br>B FF 94<br>X FF 93<br>1-1 ① L7 | 5 | 0 | 0 | 0 | 0 | 0 | 2 |
| 26 Fernando Martinez, L (1, 7)<br>OBP: 0.318, SLG: 0.316 | C FF 91<br>B CH 86<br>F CH 84<br>X FF 93<br>1-2 ② 28 G4-3 28 S 1B | | C CH 89<br>F CH 84<br>B CH 85<br>B FF 91<br>F SL 83<br>B CH 86<br>B FF 94<br>4-2 ② 28 E 28 S 10 FC6-4 BB | B FF 91<br>B FF 92<br>B FF 93<br>C FF 91<br>B FF 92<br>4-1 BB | | | C SI 90<br>X SL 78<br>0-1 ① G5-3 | | C FF 95<br>B FF 95<br>C FF 94<br>B FF 95<br>F FF 94<br>F FF 95<br>X CH 89<br>2-2 ② FC6-4 28 DI<br>1-2f | 3 | 1 | 1 | 0 | 2 | 0 | 1 |
| 28 Daniel Murphy, L (1, 3)<br>OBP: 0.321, SLG: 0.379 | C SI 91<br>1 SAFE<br>B SL 81<br>1 SAFE<br>F FF 91<br>B FF 93<br>F SL 82<br>X SL 87<br>2-2 ② G4-3<br>1-3 | | B FF 92<br>1 SAFE<br>B FF 92<br>1 SAFE<br>B FF 92<br>C FF 93<br>B FF 93<br>4-1 10 FC6-4<br>1-3 BB | F FF 92<br>S SL 81<br>X FF 92<br>0-2 ③ L8 | | | C SI 90<br>B SL 77<br>X SL 78<br>1-1 ② G5-3 | | C FF 95<br>B FF 95<br>F FF 95<br>F FF 96<br>B FF 97<br>X FF 96<br>2-2 ③ F7<br>1-2 | 4 | 0 | 0 | 0 | 1 | 0 | 3 |
| 10 Gary Sheffield, R (1, 9)<br>OBP: 0.427, SLG: 0.505 | B FF 93<br>C FF 94<br>B SL 88<br>F FF 94<br>B SL 88<br>D SL 87<br>4-2 BB | | C FF 92<br>X SL 82<br>0-1 ① FC6-4 18 2B 4 2B<br>1-2f<br>3-H | | B FF 90<br>B FF 92<br>B FF 90<br>C FF 90<br>X FF 91<br>3-1 ① F8 | | B FF 92<br>B FF 91<br>X FF 92<br>2-0 ③ G4-3 | | | 3 | 1 | 0 | 1 | 1 | 0 | 1 |
| 5 David Wright, R (1, 5)<br>OBP: 0.429, SLG: 0.475 | F FF 94<br>S SL 84<br>S SL 84<br>0-3 ③ K | | X SL 82<br>0-0 ② F7 | | C FF 93<br>X SL 88<br>0-1 ② L9 | | | B FF 92<br>B FF 90<br>B FF 91<br>B FF 90<br>4-0 18 FC1-6 BB | | 3 | 0 | 0 | 0 | 1 | 1 | 3 |
| 18 Jeremy Reed, L (1, 8)<br>OBP: 0.328, SLG: 0.382 | | B CH 89<br>F FF 90<br>B CH 83<br>X FF 91<br>2-1 4 3B 2B | B FF 91<br>X FF 92<br>1-0 4 2B 2B<br>1-3 | | F FF 93<br>B CH 87<br>B CH 87<br>F FF 94<br>S SL 84<br>2-3 ③ K | | | X FF 90<br>0-0 ① FC1-6 4 G2-3<br>1-2f | | 4 | 2 | 2 | 0 | 0 | 1 | 1 |
| 4 Wilson Valdez, R (1, 6)<br>OBP: 0.417, SLG: 0.636 | | F FF 91<br>B FF 90<br>X SL 82<br>1-1 23 1B 3B<br>2-H | B FF 92<br>B FF 92<br>C FF 94<br>X FF 92<br>2-1 2B<br>2-H<br>3-H | | | B SL 85<br>C FF 92<br>S FF 92<br>F SL 88<br>X FF 93<br>1-2 ① G6-3 | | 1 SAFE<br>B FF 89<br>1 SAFE<br>1 SAFE<br>C FF 88<br>1 SAFE<br>1 SAFE<br>B FF 89<br>B FF 90<br>3-2 ② G2-3<br>1-2 | | 4 | 1 | 2 | 3 | 0 | 0 | 1 |
| 23 Brian Schneider, L (1, 2)<br>OBP: 0.313, SLG: 0.222 | | B FF 92<br>X FF 93<br>1-0 61 G6-4-3 1B<br>3-H | X FF 92<br>0-0 ③ G3 | | | B FF 92<br>B FF 92<br>B FF 93<br>B FF 92<br>4-0 61 SH1 BB | | B SL 78<br>F FF 91<br>B SL 82<br>F SI 90<br>X SL 79<br>2-2 ③ G3 | | 3 | 0 | 1 | 1 | 1 | 0 | 2 |
| 61 Livan Hernandez, R (1, 1)<br>OBP: 0.100, SLG: 0.100<br>39 Bobby Parnell, R (6, 1)<br>25 Pedro Feliciano, L (7, 1)<br>22 J.J. Putz, R (8, 1)<br>43 Brian Stokes, R (8, 1)<br>17 Fernando Tatis, R (9, PH)<br>OBP: 0.327, SLG: 0.400 | | L CH 88<br>L FF 89<br>B FF 91<br>X SL 83<br>1-2 ①② G6-4-3<br>1-2f | | C FF 90<br>B FF 91<br>X SL 81<br>1-1 ① F9 | | X FF 89<br>0-0 ② SH1<br>1-2 | | | B FF 94<br>C FF 93<br>S FF 94<br>F FF 95<br>X SL 83<br>1-2 26 FC6-4 1B | 2<br>0<br>0<br>0<br>0<br>0<br>1 | 0<br>0<br>0<br>0<br>0<br>0<br>0 | 0<br>0<br>0<br>0<br>0<br>0<br>1 | 0<br>0<br>0<br>0<br>0<br>0<br>0 | 0<br>0<br>0<br>0<br>0<br>0<br>0 | 0<br>0<br>0<br>0<br>0<br>0<br>0 | 1<br>0<br>0<br>0<br>0<br>0<br>0 |
| Inning Stats | R: 0<br>E: 0<br>K: 1<br>S: 15<br>H: 1<br>LOB: 2<br>BB: 1<br>P: 25 | R: 2<br>E: 0<br>K: 0<br>S: 10<br>H: 3<br>LOB: 0<br>BB: 0<br>P: 16 | R: 3<br>E: 0<br>K: 0<br>S: 11<br>H: 2<br>LOB: 1<br>BB: 2<br>P: 22 | R: 0<br>E: 0<br>K: 0<br>S: 9<br>H: 0<br>LOB: 1<br>BB: 1<br>P: 16 | R: 0<br>E: 0<br>K: 1<br>S: 7<br>H: 0<br>LOB: 0<br>BB: 0<br>P: 12 | R: 0<br>E: 0<br>K: 0<br>S: 7<br>H: 0<br>LOB: 1<br>BB: 1<br>P: 13 | R: 0<br>E: 0<br>K: 0<br>S: 5<br>H: 0<br>LOB: 0<br>BB: 0<br>P: 8 | R: 0<br>E: 0<br>K: 0<br>S: 7<br>H: 0<br>LOB: 1<br>BB: 1<br>P: 16 | R: 0<br>E: 0<br>K: 0<br>S: 15<br>H: 1<br>LOB: 1<br>BB: 0<br>P: 21 | 1B: 3<br>2B: 3<br>3B: 1<br>HR: 0<br>SF: 0<br>SAC: 1<br>DP: 1<br>HBP: 0 | | | | | | |

| PITCHER | IP | WLS | BF | H | R | ER | SO | BB | IBB | HBP | BLK | WP | HR | S | P | ERA | WHIP |
|---|---|---|---|---|---|---|---|---|---|---|---|---|---|---|---|---|---|
| 45 Ian Snell, R (1, 1)<br>ERA: 5.64 | 6.0 | | 28 | 6 | 5 | 5 | 2 | 5 | 0 | 0 | 0 | 0 | 0 | 59 | 104 | 7.50 | 1.833 |
| 17 Sean Burnett, L (7, 1)<br>ERA: 3.18 | 0.2 | | 2 | 0 | 0 | 0 | 0 | 0 | 0 | 0 | 0 | 0 | 0 | 4 | 5 | 0.00 | 0.000 |
| 58 Steven Jackson, R (7, 1)<br>ERA: | 1.0 | | 4 | 0 | 0 | 0 | 0 | 1 | 0 | 0 | 0 | 0 | 0 | 5 | 14 | 0.00 | 1.000 |
| 24 Tom Gorzelanny, L (8, 1)<br>ERA: 7.5 | 0.1 | W | 1 | 0 | 0 | 0 | 0 | 0 | 0 | 0 | 0 | 0 | 0 | 3 | 5 | 0.00 | 0.000 |
| 55 Matt Capps, R (9, 1)<br>ERA: 5.94 | 1.0 | S | 4 | 1 | 0 | 0 | 0 | 0 | 0 | 0 | 0 | 0 | 0 | 15 | 21 | 0.00 | 1.000 |

PITCHER | IP | WLS | BF | H | R | ER | SO | BB | IBB | HBP | BLK | WP | HR | S | P | ERA | WHIP

# TOP

## New York Mets @ Pittsburgh Pirates

PNC Park, Pittsburgh, PA

Mon Jun 01 2009, 7:05 PM EDT
Att. 11,812 - Partly Cloudy - 76 F

livebaseballscorecards.com

| | |
|---|---|
| AB | 32 |
| R | 5 |
| H | 7 |
| RBI | 5 |
| BB | 6 |
| SO | 2 |
| LOB | 15 |

WP: 0 PA: 39
PB: 0
SB: 2
CS: 0

# BOTTOM

## New York Mets @ Pittsburgh Pirates

PNC Park, Pittsburgh, PA

Mon Jun 01 2009, 7:05 PM EDT

Att. 11,812 - Partly Cloudy - 76 F

livebaseballscorecards.com

| Batter | 1 | 2 | 3 | 4 | 5 | 6 | 7 | 8 | 9 | AB | R | H | RBI | BB | SO | LOB |
|---|---|---|---|---|---|---|---|---|---|---|---|---|---|---|---|---|
| 3 Nyjer Morgan, L (1, 7)<br>OBP: 0.362, SLG: 0.349 | C FF 83<br>F FF 84<br>B FF 85<br>B SL 76<br>X CH 78<br>2-2<br>12 G4-3<br>12 S<br>1B | B SI 85<br>B FF 85<br>B FF 84<br>C FF 83<br>C FF 83<br>C FF 82<br>3-3 ②<br>K | C FF 84<br>B SI 84<br>F FF 83<br>X SL 79<br>1-2<br>12 FC5-6-4<br>1B | L SI 88<br>F SI 87<br>B SL 84<br>B SI 89<br>S SL 82<br>2-3 ①<br>K | I IN 63<br>I IN 61<br>I IN 62<br>I IN 58<br>4-0<br>13 SF8<br>12 E<br>IBB | 4 | 0 | 2 | 0 | 1 | 2 | 1 |
| 12 Freddy Sanchez, R (1, 4)<br>OBP: 0.364, SLG: 0.495 | 1 SAFE<br>C FF 85<br>B SL 80<br>B FF 86<br>2 SAFE<br>F SL 80<br>X SL 82<br>2-2 ①<br>G4-3<br>1-3 | C SL 83<br>C CU 66<br>B FF 87<br>F FF 86<br>X CH 78<br>1-2 ③<br>P4 | 1 SAFE<br>1 SAFE<br>F FF 84<br>X FF 83<br>0-1 ②<br>FC5-6-4<br>1-2f | B SI 89<br>B SI 88<br>C SI 88<br>C SL 84<br>F CH 75<br>B SI 89<br>X SL 83<br>3-2 ②<br>L6 | C CU 80<br>F SI 94<br>X FF 96<br>0-2<br>E6<br>1-2<br>2-3<br>3-H | 5 | 0 | 0 | 1 | 0 | 0 | 5 |
| 13 Nate McLouth, L (1, 8)<br>OBP: 0.346, SLG: 0.451 | B SI 86<br>B CH 80<br>F SL 82<br>C SI 85<br>B FF 87<br>C FF 85<br>3-3 ②<br>K | B FF 83<br>F FF 83<br>F CH 78<br>B SL 82<br>T FF 86<br>2-2 ①<br>K | F FF 84<br>B FF 84<br>F FF 84<br>B FF 84<br>X FF 86<br>2-2 ③<br>F8 | S SL 84<br>S SL 83<br>S CU 78<br>0-3 ③<br>K | B FF 95<br>X SI 95<br>1-0 ②<br>SF8<br>2-3<br>3-H | 4 | 0 | 0 | 1 | 0 | 3 | 2 |
| 25 Adam LaRoche, L (1, 3)<br>OBP: 0.332, SLG: 0.461 | B SL 82<br>B CH 79<br>B FF 85<br>C FF 85<br>X FF 84<br>3-1 ③<br>F8 | C FF 85<br>C SL 80<br>X FF 84<br>0-2<br>15 3B<br>2B | X FF 81<br>0-0<br>16 FC3-6<br>1B | 1-1<br>16 G4-3<br>15 1B<br>2B<br>1-0<br>G4-3 | 5 | 2 | 3 | 0 | 0 | 0 | 3 |
| 16 Eric Hinske, L (1, 9)<br>OBP: 0.372, SLG: 0.392 | B SI 83<br>B CH 78<br>B SI 83<br>B FF 84<br>4-0<br>15 G5-4-3<br>BB | B FF 84<br>B SL 81<br>B SL 77<br>B FF 84<br>4-0<br>15 3B<br>BB | B SL 81<br>C FF 83<br>C FF 83<br>X CU 66<br>1-2 ①<br>FC3-6<br>2 1B<br>35 1B<br>1-2f | C SL 82<br>S SL 81<br>D CU 77<br>B SL 82<br>B SI 88<br>X SL 83<br>3-2 ①<br>G4-3<br>2-3 | 2 | 1 | 0 | 0 | 2 | 0 | 2 |
| 15 Andy LaRoche, R (1, 5)<br>OBP: 0.374, SLG: 0.435 | B SL 81<br>B FF 85<br>C SL 80<br>X SL 82<br>2-1 ①②<br>G5-4-3<br>1-2f | F SI 85<br>X FF 84<br>0-1<br>35 G3-1<br>3B<br>1-H<br>2-H | S SL 84<br>C CU 65<br>T SI 86<br>0-2 ②<br>K | X SL 85<br>0-0<br>35 1B<br>2 1B<br>1B<br>3-H | 4 | 2 | 2 | 3 | 0 | 1 | 2 |
| 35 Jason Jaramillo, S (1, 2)<br>OBP: 0.360, SLG: 0.372 | C FF 85<br>B CH 79<br>F FF 84<br>X FF 83<br>1-2 ③<br>G6-3 | B SL 79<br>B FF 84<br>F SL 78<br>B FF 85<br>X SL 81<br>3-1 ②<br>G3-1<br>3-H | C FF 83<br>B SI 84<br>B FF 83<br>F SI 84<br>X CU 64<br>2-2<br>2 1B<br>1-2<br>1B | 1 SAFE<br>B FF 94<br>1 SAFE<br>F FF 94<br>X FF 95<br>1-1<br>2 1B<br>24 1B<br>1-2<br>1B | 4 | 1 | 2 | 1 | 0 | 0 | 0 |
| 2 Jack Wilson, R (1, 6)<br>OBP: 0.290, SLG: 0.381 | C FF 84<br>C SI 84<br>F SL 82<br>F FF 84<br>B SL 83<br>B FF 84<br>B SL 83<br>X FF 83<br>3-2<br>45 SH1-4<br>1B | C SL 78<br>B FF 86<br>B FF 85<br>X SL 81<br>2-1 ③<br>F7 | C FF 95<br>F FF 96<br>B FF 97<br>B SL 84<br>X SL 85<br>2-2<br>1-2<br>2-3<br>1B | F FF 94<br>C FF 95<br>X FF 95<br>0-2<br>24 1B<br>12 E<br>1-2<br>2-H<br>1B | 4 | 1 | 3 | 1 | 0 | 0 | 0 |
| 45 Ian Snell, R (1, 1)<br>OBP: 0.159, SLG: 0.150<br>5 Ramon Vazquez, L (6, PH)<br>OBP: 0.349, SLG: 0.246<br>17 Sean Burnett, L (7, 1)<br>58 Steven Jackson, R (7, 1)<br>24 Tom Gorzelanny, R (8, 1)<br>24 Delwyn Young, S (8, PH)<br>OBP: 0.375, SLG: 0.351<br>55 Matt Capps, R (9, 1) | X FF 82<br>0-0 ①<br>SH1-4<br>1-2 | C FF 84<br>S SL 81<br>S SL 81<br>0-3 ①<br>K | B FF 95<br>B FF 96<br>F FF 96<br>F FF 96<br>B FF 98<br>S FF 97<br>3-3 ③<br>K | X SL 86<br>0-0<br>12 E<br>13 SF8<br>1B<br>1-3<br>2-H | 1 0 0 0 0 1 0<br>1 0 0 0 0 1 3<br>0 0 0 0 0 0 0<br>0 0 0 0 0 0 0<br>0 0 0 0 0 0 0<br>1 1 1 1 0 0 0<br>0 0 0 0 0 0 0 | | | | | | | |
| Inning Stats | R: 0 H: 1<br>E: 0 LOB: 1<br>K: 1 BB: 0<br>S: 11 P: 21 | R: 0 H: 0<br>E: 0 LOB: 0<br>K: 0 BB: 1<br>S: 5 P: 12 | R: 0 H: 1<br>E: 0 LOB: 1<br>K: 1 BB: 0<br>S: 13 P: 20 | R: 3 H: 2<br>E: 0 LOB: 0<br>K: 1 BB: 1<br>S: 12 P: 23 | R: 0 H: 1<br>E: 0 LOB: 1<br>K: 1 BB: 0<br>S: 11 P: 14 | R: 0 H: 3<br>E: 0 LOB: 3<br>K: 2 BB: 0<br>S: 16 P: 24 | R: 0 H: 0<br>E: 0 LOB: 0<br>K: 2 BB: 0<br>S: 10 P: 15 | R: 5 H: 5<br>E: 1 LOB: 2<br>K: 0 BB: 1<br>S: 17 P: 28 | | 1B: 10 SF: 1<br>2B: 2 SAC: 1<br>3B: 1 DP: 1<br>HR: 0 HBP: 0 | | | | WP: 0 PA: 40<br>PB: 0<br>SB: 1<br>CS: 0 | | |

| PITCHER | | IP | WLS | BF | H | R | ER | SO | BB | IBB | HBP | BLK | WP | HR | S | P | ERA | WHIP |
|---|---|---|---|---|---|---|---|---|---|---|---|---|---|---|---|---|---|---|
| 61 Livan Hernandez, R<br>ERA: 4.33 | (1, 1) | 5.2 | | 25 | 7 | 3 | 3 | 5 | 2 | 0 | 0 | 0 | 0 | 0 | 62 | 103 | 4.76 | 1.588 |
| 39 Bobby Parnell, R<br>ERA: 2.08 | (6, 1) | 0.1 | H | 2 | 1 | 0 | 0 | 1 | 0 | 0 | 0 | 0 | 0 | 0 | 6 | 11 | 0.00 | 3.000 |
| 25 Pedro Feliciano, L<br>ERA: 2.53 | (7, 1) | 1.1 | H | 5 | 1 | 1 | 1 | 2 | 0 | 0 | 0 | 0 | 0 | 0 | 15 | 24 | 6.75 | 0.750 |
| 22 J.J. Putz, R<br>ERA: 4.76 | (8, 1) | 0.0 | L | 5 | 4 | 2 | 2 | 0 | 0 | 1 | 0 | 0 | 0 | 0 | 7 | 12 | ∞ | ∞ |
| 43 Brian Stokes, R<br>ERA: 2.66 | (8, 1) | 0.2 | | 3 | 0 | 2 | 1 | 0 | 0 | 0 | 0 | 0 | 0 | 0 | 5 | 7 | 13.50 | 0.000 |

| PITCHER | IP | WLS | BF | H | R | ER | SO | BB | IBB | HBP | BLK | WP | HR | S | P | ERA | WHIP |
|---|---|---|---|---|---|---|---|---|---|---|---|---|---|---|---|---|---|

# New York Mets @ Pittsburgh Pirates

PNC Park, Pittsburgh, PA

Tue Jun 02 2009, 7:05 PM EDT

Att. 10,459 - Cloudy - 75 F

livebaseballscorecards.com

## TOP

| Batter | 1 | 2 | 3 | 4 | 5 | 6 | 7 | 8 | 9 | AB | R | H | RBI | BB | SO | LOB |
|---|---|---|---|---|---|---|---|---|---|---|---|---|---|---|---|---|
| 1 Luis Castillo, S (1, 4)<br>OBP: 0.380, SLG: 0.340 | C SI 89<br>B CH 82<br>X FF 88<br>1-1 ① F7 | | C CU 73<br>X FF 88<br>0-1 ② 2-H 1B | | C CU 73<br>B CU 73<br>B FF 88<br>B CH 80<br>C CU 74<br>X CU 75<br>3-2 ② SF8 3-H | | B CH 81<br>B SI 87<br>C SI 87<br>T CH 81<br>B SI 89<br>X CH 82<br>3-2 ③ G5-3 | | | 3 | 0 | 1 | 1 | 0 | 0 | 2 |
| 26 Fernando Martinez, L (1, 7)<br>OBP: 0.269, SLG: 0.261 | C SI 89<br>B FF 89<br>X CU 75<br>1-1 ② G4-3 | | B SL 82<br>C SI 88<br>X SI 90<br>1-1 ③ G4-3 | | B SI 88<br>B FF 89<br>X SI 88<br>2-0 ③ G3-1 | | | C FF 91<br>X FF 91<br>0-1 ① G3 | | 4 | 0 | 0 | 0 | 0 | 0 | 2 |
| 5 David Wright, R (1, 5)<br>OBP: 0.421, SLG: 0.465 | C SI 89<br>C FF 89<br>B SI 90<br>F SI 90<br>X FF 90<br>1-2 ③ F9 | | | X CU 74<br>0-0 ① F9 | | B SI 87<br>F CH 81<br>X CH 80<br>1-1 ① L6 | | X FF 90<br>0-0 ② G5-3 | | 4 | 0 | 0 | 0 | 0 | 0 | 0 |
| 10 Gary Sheffield, R (1, 9)<br>OBP: 0.422, SLG: 0.495 | | C SI 90<br>B SI 90<br>F CH 83<br>X SI 91<br>1-2 9 G1-6-3 17 1B 1B | | C SI 90<br>B CH 81<br>X CH 81<br>1-1 ② G5-3 | | B CU 74<br>C SI 88<br>B CH 81<br>C SI 90<br>X CH 81<br>2-2 ② G5-3 | | C FF 91<br>X CH 84<br>0-1 ③ P4 | | 4 | 0 | 1 | 0 | 0 | 0 | 0 |
| 17 Fernando Tatis, R (1, 3)<br>OBP: 0.333, SLG: 0.398 | | C SI 90<br>B SI 89<br>X SI 90<br>1-1 9 G1-6-3 1-2 1B | | B SI 89<br>B CH 81<br>S SI 89<br>F CH 82<br>B SL 81<br>F CH 82<br>F FF 89<br>F CU 75<br>B SI 90<br>4-2 BB | | X CH 81<br>0-0 ③ P3 | | | B FF 92<br>C FF 92<br>B FF 92<br>X FF 92<br>2-1 ① G4-3 | 3 | 0 | 1 | 0 | 1 | 0 | 0 |
| 9 Omir Santos, R (1, 2)<br>OBP: 0.290, SLG: 0.452 | | C SI 89<br>B SI 89<br>B CU 75<br>X CH 82<br>2-1 ① ② G1-6-3 1-2f 2-3 | | 1 SAFE<br>1 SAFE<br>S CH 81<br>S CH 80<br>F CH 79<br>1 SAFE<br>X FF 89<br>0-2 ③ F9 | | | C SI 87<br>X CH 80<br>0-1 ① G5-3 | | B FF 93<br>C FF 92<br>X FF 92<br>1-1 ② P2 | 4 | 0 | 0 | 0 | 0 | 0 | 3 |
| 6 Ramon Martinez, R (1, 6)<br>OBP: 0.182, SLG: 0.214<br>4 Wilson Valdez, R (5, 6)<br>OBP: 0.357, SLG: 0.538 | | C SI 89<br>F CU 75<br>B FF 90<br>X FF 89<br>1-2 ③ G4-3 | | | C SI 88<br>F CH 80<br>X FF 88<br>0-2 57 SH5-4 18 1B 1 SF8 1B | | B CH 80<br>C SI 87<br>X SI 88<br>1-1 ② G3 | | C FF 93<br>F FF 93<br>X FF 95<br>0-2 ③ G4-3 | 2<br>2 | 1<br>0 | 1<br>0 | 0<br>0 | 0<br>0 | 0<br>0 | 1<br>0 |
| 18 Jeremy Reed, L (1, 8)<br>OBP: 0.361, SLG: 0.414 | | | X FF 88<br>0-0 57 SH1-4 1 1B 1B | | C FF 87<br>B SI 88<br>1 SAFE<br>X SL 82<br>1-1 57 SH5-4 1-2 1B | | B CU 73<br>B SI 88<br>X SI 88<br>2-0 28 1B 1B | | | 3 | 0 | 3 | 0 | 0 | 0 | 0 |
| 57 Johan Santana, L (1, 1)<br>OBP: 0.125, SLG: 0.067<br>28 Daniel Murphy, L (7, PH)<br>OBP: 0.325, SLG: 0.383<br>50 Sean Green, R (7, 1)<br>36 Ken Takahashi, L (8, 1)<br>43 Brian Stokes, R (8, 1) | | | X FF 87<br>0-0 ① SH1-4 1-2 | | X FF 86<br>0-0 ① SH5-4 1-2 2-3 | | X SI 87<br>0-0 1-3 1B | | | 0<br>1<br>0<br>0<br>0 | 0<br>0<br>0<br>0<br>0 | 0<br>1<br>0<br>0<br>0 | 0<br>0<br>0<br>0<br>0 | 0<br>0<br>0<br>0<br>0 | 0<br>0<br>0<br>0<br>0 | 0<br>0<br>0<br>0<br>0 |
| Inning Stats | R: 0<br>E: 0<br>K: 0<br>S: 8<br>H: 0<br>LOB: 0<br>BB: 0<br>P: 11 | R: 0<br>E: 0<br>K: 0<br>S: 10<br>H: 2<br>LOB: 1<br>BB: 0<br>P: 15 | R: 0<br>E: 0<br>K: 0<br>S: 6<br>H: 2<br>LOB: 1<br>BB: 0<br>P: 7 | R: 0<br>E: 0<br>K: 0<br>S: 12<br>H: 0<br>LOB: 1<br>BB: 1<br>P: 17 | R: 1<br>E: 0<br>K: 0<br>S: 10<br>H: 2<br>LOB: 1<br>BB: 0<br>P: 16 | R: 0<br>E: 0<br>K: 0<br>S: 6<br>H: 0<br>LOB: 0<br>BB: 0<br>P: 9 | R: 0<br>E: 0<br>K: 0<br>S: 9<br>H: 2<br>LOB: 2<br>BB: 0<br>P: 15 | R: 0<br>E: 0<br>K: 0<br>S: 5<br>H: 0<br>LOB: 0<br>BB: 0<br>P: 5 | R: 0<br>E: 0<br>K: 0<br>S: 7<br>H: 0<br>LOB: 0<br>BB: 0<br>P: 10 | 1B: 8<br>2B: 0<br>3B: 0<br>HR: 0<br>SF: 1<br>SAC: 2<br>DP: 1<br>HBP: 0 | | | | | | |

| | AB | 30 |
|---|---|---|
| | R | 1 |
| | H | 8 |
| | RBI | 1 |
| | BB | 1 |
| | SO | 0 |
| | LOB | 8 |

WP: 0 PB: 0 SB: 0 CS: 0 PA: 34

| PITCHER | IP | WLS | BF | H | R | ER | SO | BB | IBB | HBP | BLK | WP | HR | S | P | ERA | WHIP |
|---|---|---|---|---|---|---|---|---|---|---|---|---|---|---|---|---|---|
| 57 Zach Duke, L (1, 1)<br>ERA: 2.62 | 7.0 | W | 28 | 8 | 1 | 1 | 0 | 1 | 0 | 0 | 0 | 0 | 0 | 61 | 90 | 1.29 | 1.286 |
| 34 John Grabow, L (8, 1)<br>ERA: 4.3 | 1.0 | H | 3 | 0 | 0 | 0 | 0 | 0 | 0 | 0 | 0 | 0 | 0 | 5 | 5 | 0.00 | 0.000 |
| 55 Matt Capps, R (9, 1)<br>ERA: 5.6 | 1.0 | S | 3 | 0 | 0 | 0 | 0 | 0 | 0 | 0 | 0 | 0 | 0 | 7 | 10 | 0.00 | 0.000 |

| PITCHER | IP | WLS | BF | H | R | ER | SO | BB | IBB | HBP | BLK | WP | HR | S | P | ERA | WHIP |
|---|---|---|---|---|---|---|---|---|---|---|---|---|---|---|---|---|---|

| Batter | 1 | 2 | 3 | 4 | 5 | 6 | 7 | 8 | 9 | AB | R | H | RBI | BB | SO | LOB |
|---|---|---|---|---|---|---|---|---|---|---|---|---|---|---|---|---|
| 3 Nyjer Morgan, L (1, 7)<br>OBP: 0.356, SLG: 0.344 | B FF 90<br>B SI 87<br>C FF 88<br>F SI 90<br>B<br>X<br>3-2 ① G4-3 | | | B SL 82<br>X SI 89<br>1-0 ① L5-3 | S SI 90<br>B SI 91<br>C SL 81<br>X SI 91<br>1-2 ②③ G1-6-3<br>1-2f | | C SI 91<br>B CU 75<br>X SI 91<br>1-1 ③ G3-1 | | | 3 | 0 | 0 | 0 | 0 | 0 | 2 |
| 18 Craig Monroe, R (6, 7)<br>OBP: 0.274, SLG: 0.391 | | | | | | | | | | 1 | 0 | 0 | 0 | 0 | 0 | 0 |
| 12 Freddy Sanchez, R (1, 4)<br>OBP: 0.367, SLG: 0.500 | C<br>C FF 91<br>X SI 90<br>0-2 ② F9 | | | C CH 81<br>F FF 91<br>F FF 92<br>X SL 84<br>0-2 2B | | X SI 88<br>0-0 WP 2B 1B | | C CU 75<br>F SI 90<br>X CU 77<br>0-2 ① G4-3 | | 4 | 1 | 2 | 0 | 0 | 0 | 0 |
| Nate McLouth, L (1, 8)<br>OBP: 0.349, SLG: 0.470 | L FF 91<br>X SL 82<br>0-1 ③ G4-3 | | | B FF 91<br>B SL 80<br>C SL 78<br>S FF 91<br>F SL 80<br>X CH 81<br>2-2 ② P4 | | B SL 81<br>C FF 89<br>B SL 81<br>X FF 89<br>2-1 25 2B 1-H 2B | | B SL 78<br>C SL 77<br>X FF 88<br>1-1 3B | | 4 | 1 | 2 | 1 | 0 | 0 | 1 |
| 25 Adam LaRoche, L (1, 3)<br>OBP: 0.335, SLG: 0.464 | | F FF 89<br>B SL 80<br>C SL 81<br>S CH 79<br>1-3 ① K | | C CH 80<br>F FF 91<br>F SL 82<br>B CH 81<br>B CH 80<br>B FF 91<br>F CH 81<br>B SI 91<br>4-2 15 FC5-4 BB | | X SL 81<br>0-0 44 1B 2-H 2B | | B CH 81<br>X CH 84<br>1-0 ② G3 | | 3 | 0 | 1 | 1 | 1 | 1 | 1 |
| 15 Andy LaRoche, R (1, 5)<br>OBP: 0.366, SLG: 0.424 | | F SI 89<br>F FF 90<br>S CH 81<br>0-3 ② K | | X CH 79<br>0-0 ③ FC5-4<br>1-2f | | X CH 79<br>0-0 ① L4 | | S CU 80<br>F CU 81<br>F CU 80<br>B FF 95<br>X CU 81<br>1-2 ③ P3 | | 4 | 0 | 0 | 0 | 0 | 1 | 4 |
| 44 Brandon Moss, L (1, 9)<br>OBP: 0.307, SLG: 0.375 | | C FF 91<br>F FF 90<br>X SL 81<br>0-2 ③ F8 | | | F FF 89<br>B FF 91<br>B SL 82<br>F FF 90<br>F SL 81<br>F FF 92<br>F CH 81<br>X SI 92<br>2-2 ① G6-3 | B FF 89<br>F FF 90<br>X SL 80<br>1-1 35 G1-6-3 2-3 1B | | | | 3 | 0 | 1 | 0 | 0 | 0 | 0 |
| 35 Jason Jaramillo, S (1, 2)<br>OBP: 0.359, SLG: 0.407 | | | B FF 90<br>X FF 90<br>1-0 ① P3 | | C FF 89<br>B FF 91<br>B CH 81<br>X SI 89<br>2-1 HR | 1 SAFE<br>S CH 81<br>D CH 79<br>1 SAFE<br>S CH 79<br>B CH 81<br>B FF 90<br>X CH 78<br>3-2 ②③ G1-6-3<br>1-2f | | | | 3 | 1 | 1 | 1 | 0 | 0 | 2 |
| 2 Jack Wilson, R (1, 6)<br>OBP: 0.291, SLG: 0.380 | | | C SI 90<br>X CH 82<br>0-1 ② G4-3 | | S FF 89<br>C CH 80<br>X CH 81<br>0-2 57 SH 1B | | B SI 90<br>C SI 89<br>C CU 74<br>B CU 76<br>X FF 91<br>2-2 ① G4-3 | | | 3 | 0 | 1 | 0 | 0 | 0 | 0 |
| 57 Zach Duke, L (1, 1)<br>OBP: 0.292, SLG: 0.333 | | | C FF 91<br>F CH 83<br>C FF 93<br>0-3 ③ K | | X FF 87<br>0-0 SH 3 G1-6-3 1-2 | | X SI 90<br>0-0 ② G1-3 | | | 1 | 0 | 0 | 0 | 0 | 1 | 0 |
| 5 Ramón Vázquez, L (7, PH)<br>OBP: 0.345, SLG: 0.243 | | | | | | | | | | 1 | 0 | 0 | 0 | 0 | 0 | 0 |
| 34 John Grabow, L (8, 1) | | | | | | | | | | 0 | 0 | 0 | 0 | 0 | 0 | 0 |
| 55 Matt Capps, R (9, 1) | | | | | | | | | | 0 | 0 | 0 | 0 | 0 | 0 | 0 |
| Inning Stats | R: 0<br>E: 0<br>K: 0<br>S: 8<br>H: 0<br>LOB: 0<br>BB: 0<br>P: 11 | R: 0<br>E: 0<br>K: 2<br>S: 9<br>H: 0<br>LOB: 0<br>BB: 0<br>P: 10 | R: 0<br>E: 0<br>K: 1<br>S: 6<br>H: 0<br>LOB: 0<br>BB: 0<br>P: 7 | R: 0<br>E: 0<br>K: 0<br>S: 14<br>H: 1<br>LOB: 2<br>BB: 1<br>P: 21 | R: 1<br>E: 1<br>K: 0<br>S: 15<br>H: 2<br>LOB: 1<br>BB: 0<br>P: 20 | R: 2<br>E: 0<br>K: 0<br>S: 10<br>H: 4<br>LOB: 1<br>BB: 0<br>P: 16 | R: 0<br>E: 0<br>K: 0<br>S: 6<br>H: 0<br>LOB: 0<br>BB: 0<br>P: 9 | R: 0<br>E: 0<br>K: 0<br>S: 10<br>H: 1<br>LOB: 1<br>BB: 0<br>P: 13 | | 1B: 3<br>2B: 3<br>3B: 1<br>HR: 1<br>SF: 0<br>SAC: 1<br>DP: 2<br>HBP: 0 | | | | | | |

| PITCHER | | IP | WLS | BF | H | R | ER | SO | BB | IBB | HBP | BLK | WP | HR | S | P | ERA | WHIP |
|---|---|---|---|---|---|---|---|---|---|---|---|---|---|---|---|---|---|---|
| 57 Johan Santana, L<br>ERA: 2.0 | (1, 1) | 6.0 | L | 25 | 7 | 3 | 3 | 3 | 1 | 0 | 0 | 0 | 1 | 1 | 62 | 85 | 4.50 | 1.333 |
| 50 Sean Green, R<br>ERA: 6.53 | (7, 1) | 1.1 | | 4 | 0 | 0 | 0 | 0 | 0 | 0 | 0 | 0 | 0 | 0 | 9 | 12 | 0.00 | 0.000 |
| 36 Ken Takahashi, L<br>ERA: 2.84 | (8, 1) | 0.1 | | 2 | 1 | 0 | 0 | 0 | 0 | 0 | 0 | 0 | 0 | 0 | 3 | 5 | 0.00 | 3.000 |
| 43 Brian Stokes, R<br>ERA: 2.61 | (8, 1) | 0.1 | | 1 | 0 | 0 | 0 | 0 | 0 | 0 | 0 | 0 | 0 | 0 | 4 | 5 | 0.00 | 0.000 |

| PITCHER | IP | WLS | BF | H | R | ER | SO | BB | IBB | HBP | BLK | WP | HR | S | P | ERA | WHIP |
|---|---|---|---|---|---|---|---|---|---|---|---|---|---|---|---|---|---|

# BOTTOM

## New York Mets @ Pittsburgh Pirates

PNC Park, Pittsburgh, PA

Tue Jun 02 2009, 7:05 PM EDT

Att. 10,459 - Cloudy - 75 F

livebaseballscorecards.com

| | |
|---|---|
| AB | 30 |
| R | 3 |
| H | 8 |
| RBI | 3 |
| BB | 1 |
| SO | 3 |
| LOB | 10 |

WP: 1 PA: 32
PB: 0
SB: 0
CS: 0

# TOP

# New York Mets @ Pittsburgh Pirates

PNC Park, Pittsburgh, PA

Thu Jun 04 2009, 12:35 PM EDT

Att. 20,683 - Partly Cloudy - 64 F

livebaseballscorecards.com

| Batter | 1 | 2 | 3 | 4 | 5 | 6 | 7 | 8 | 9 | AB | R | H | RBI | BB | SO | LOB |
|---|---|---|---|---|---|---|---|---|---|---|---|---|---|---|---|---|
| 3 Alex Cora, L (1, 6)<br>OBP: 0.418, SLG: 0.446 | B FF 87<br>C FF 87<br>B FF 87<br>X FF 86<br>2-1 P6 ① | B FF 90<br>C FF 92<br>X SL 81<br>1-1 1 1B; 1-3; 3-H 2B | | B FF 86<br>C CH 85<br>X FF 89<br>1-1 P5 ① | | B SI 87<br>C SI 87<br>B SI 89<br>C SI 89<br>F SI 90<br>B SI 89<br>X SI 90<br>3-2 G3 ① | | B FF 90<br>B FF 90<br>C FF 91<br>C FF 90<br>F CH 84<br>X FF 90<br>2-2 F7 ③ | | 5 | 0 | 1 | 1 | 0 | 0 | 0 |
| 1 Luis Castillo, S (1, 4)<br>OBP: 0.381, SLG: 0.338 | C FF 88<br>X CH 80<br>0-1 G6-3 ② | C FF 91<br>B FF 93<br>B CH 82<br>F FF 92<br>F FF 93<br>X FF 93<br>2-2 15 BB; 2-3; 3-H 1B | | C FF 86<br>B FF 89<br>X CH 81<br>1-1 G4-3 ② | | B SI 88<br>C SI 89<br>X SI 90<br>1-1 L9 ② | | | B FF 94<br>B FF 94<br>C FF 94<br>B FF 93<br>B FF 93<br>4-1 15 G6-3; 15 WP; 5 2B BB | 4 | 1 | 1 | 1 | 1 | 0 | 0 |
| 15 Carlos Beltrán, S (1, 8)<br>OBP: 0.450, SLG: 0.572 | B FF 88<br>X FF 89<br>1-0 2B | B SL 81<br>B FF 92<br>1 SAFE<br>B CH 82<br>B FF 90<br>4-0 1-2 BB | | B FF 90<br>B CH 81<br>X FF 89<br>2-0 HR | | B SI 90<br>C SI 89<br>B SL 80<br>C SI 90<br>B SL 80<br>F SI 90<br>S SI 91<br>3-3 K | | | C FF 94<br>B CH 84<br>X CH 84<br>1-1 G6-3 ①; 1-3 | 4 | 1 | 2 | 1 | 1 | 1 | 1 |
| 10 Gary Sheffield, R (1, 9)<br>OBP: 0.406, SLG: 0.472 | B FF 90<br>C SL 79<br>S SL 80<br>C SL 82<br>1-3 K ③ | C SL 80<br>X FF 92<br>0-1 G1-3 ③ | | B SL 78<br>X FF 90<br>1-0 G5-3 ③ | | | C FF 89<br>B SL 83<br>B SL 83<br>F FF 90<br>B CH 85<br>X FF 92<br>3-2 G6-3 ① | | B FF 94<br>C FF 94<br>B FF 95<br>B FF 96<br>X FF 95<br>3-1 P3 ② | 5 | 0 | 0 | 0 | 0 | 1 | 5 |
| 5 David Wright, R (1, 5)<br>OBP: 0.429, SLG: 0.474 | | B FF 87<br>B FF 89<br>B FF 87<br>C FF 87<br>F FF 86<br>B FF 88<br>4-2 28 S; 28 1B BB | C SL 77<br>B FF 89<br>B SL 80<br>B SL 78<br>B FF 87<br>4-1 9 1B BB | | B CH 85<br>F FF 87<br>F SL 79<br>B FF 90<br>X SL 79<br>2-2 26 2B 1B | | S SL 83<br>B SL 85<br>B CH 84<br>F FF 91<br>X CH 84<br>2-2 G6-3 ② | | X FF 96<br>0-0 3-H 2B | 3 | 2 | 2 | 1 | 2 | 0 | 0 |
| 28 Daniel Murphy, L (1, 3)<br>OBP: 0.327, SLG: 0.379 | | B FF 88<br>F FF 87<br>B SL 78<br>X FF 90<br>2-1 26 1B; 9 FC5-2; 1-H 1B | B CH 79<br>1 SAFE<br>C FF 89<br>B FF 88<br>F FF 88<br>X FF 90<br>2-2 F9 ① | | B FF 89<br>B FF 88<br>X FF 89<br>2-0 P6 ① | | B FF 91<br>B FF 91<br>B FF 90<br>B FF 90<br>4-0 26 FC3-6 BB | | B CH 85<br>C FF 94<br>X FF 94<br>1-1 F7 ③ | 4 | 0 | 1 | 1 | 1 | 0 | 3 |
| 26 Fernando Martinez, L (1, 7)<br>OBP: 0.300, SLG: 0.333 | | B FF 88<br>S FF 88<br>1 SAFE<br>1 SAFE<br>1 SAFE<br>1 SAFE<br>S CH 80<br>X CH 82<br>1-2 34 FC3-6; 9 FC5-2; 3 2B; 1-3 1B | C FF 90<br>B CH 81<br>X CH 81<br>1-1 F9 ② | | B FF 87<br>B CH 79<br>C FF 87<br>F FF 89<br>1 SAFE<br>B FF 90<br>X FF 88<br>3-2 9 G1-3; 1-H 2B | | C FF 90<br>X CH 84<br>0-1 FC3-6 ③; 1-2f | | | 4 | 1 | 2 | 1 | 0 | 0 | 2 |
| 9 Omir Santos, R (1, 2)<br>OBP: 0.289, SLG: 0.443 | | 1 SAFE<br>F FF 90<br>X SL 80<br>0-1 FC5-2 ①; 34 FC3-6; 1-2; 3-H | X FF 90<br>0-0 1-2 1B | | F SI 90<br>F SI 91<br>B FF 91<br>F SI 91<br>X SL 78<br>1-2 G1-3 ②; 2-3 | | | C FF 89<br>F FF 89<br>X SL 82<br>0-2 F8 ① | | 4 | 0 | 1 | 0 | 0 | 0 | 3 |
| 34 Mike Pelfrey, R (1, 1)<br>OBP: 0.105, SLG: 0.059<br>36 Ken Takahashi, L (4, 1)<br>29 Emil Brown, R (5, PH)<br>50 Sean Green, R (5, 1)<br>22 J.J. Putz, R (7, 1)<br>18 Jeremy Reed, L (8, PH)<br>OBP: 0.355, SLG: 0.407<br>25 Pedro Feliciano, L (8, 1) | | X FF 89<br>0-0 FC3-6 ②; 3 2B; 1 1B; 1-2f; 2-3 | X FF 89<br>0-0 G4-3 ③ | | X CH 82<br>0-0 G1-3 ③ | | | B FF 90<br>B FF 89<br>C FF 89<br>X<br>2-1 G3-1 ② | | 2<br>0<br>1<br>0<br>0<br>1<br>0<br>0 | 1<br>0<br>0<br>0<br>0<br>0<br>0<br>0 | 0<br>0<br>0<br>0<br>0<br>0<br>0<br>0 | 0<br>0<br>0<br>0<br>0<br>0<br>0<br>0 | 0<br>0<br>0<br>0<br>0<br>0<br>0<br>0 | 0<br>0<br>1<br>0<br>0<br>0<br>1<br>0 | 4<br>0<br>1<br>0<br>0<br>0<br>0<br>0 |
| Inning Stats | R: 0<br>E: 0<br>K: 1<br>S: 8<br>H: 1<br>LOB: 1<br>BB: 0<br>P: 12 | R: 3<br>E: 0<br>K: 0<br>S: 18<br>H: 4<br>LOB: 3<br>BB: 2<br>P: 32 | R: 0<br>E: 0<br>K: 0<br>S: 8<br>H: 1<br>LOB: 2<br>BB: 1<br>P: 15 | R: 1<br>E: 0<br>K: 0<br>S: 6<br>H: 1<br>LOB: 0<br>BB: 0<br>P: 11 | R: 1<br>E: 0<br>K: 0<br>S: 12<br>H: 2<br>LOB: 1<br>BB: 0<br>P: 20 | R: 0<br>E: 0<br>K: 1<br>S: 10<br>H: 0<br>LOB: 0<br>BB: 0<br>P: 17 | R: 0<br>E: 0<br>K: 0<br>S: 8<br>H: 0<br>LOB: 1<br>BB: 1<br>P: 17 | R: 0<br>E: 0<br>K: 0<br>S: 9<br>H: 0<br>LOB: 0<br>BB: 0<br>P: 13 | R: 1<br>E: 0<br>K: 0<br>S: 8<br>H: 1<br>LOB: 1<br>BB: 1<br>P: 17 | 1B: 5<br>2B: 4<br>3B: 0<br>HR: 1<br>SF: 0<br>SAC: 0<br>DP: 0<br>HBP: 0 | WP: 1<br>PB: 0<br>SB: 1<br>CS: 0<br>PA: 42 | | | | | |

| | AB | 37 |
|---|---|---|
| | R | 6 |
| | H | 10 |
| | RBI | 6 |
| | BB | 5 |
| | SO | 2 |
| | LOB | 19 |

| PITCHER | | IP | WLS | BF | H | R | ER | SO | BB | IBB | HBP | BLK | WP | HR | S | P | ERA | WHIP |
|---|---|---|---|---|---|---|---|---|---|---|---|---|---|---|---|---|---|---|
| 49 Ross Ohlendorf, R<br>ERA: 4.85 | (1, 1) | 4.1 | | 25 | 9 | 5 | 5 | 1 | 3 | 0 | 0 | 0 | 0 | 1 | 47 | 84 | 10.38 | 2.769 |
| 24 Tom Gorzelanny, L<br>ERA: 6.75 | (5, 1) | 0.2 | | 2 | 0 | 0 | 0 | 0 | 0 | 0 | 0 | 0 | 0 | 0 | 5 | 6 | 0.00 | 0.000 |
| 17 Sean Burnett, L<br>ERA: 3.04 | (6, 1) | 1.0 | | 3 | 0 | 0 | 0 | 1 | 0 | 0 | 0 | 0 | 0 | 0 | 10 | 17 | 0.00 | 0.000 |
| 58 Steven Jackson, R<br>ERA: | (7, 1) | 2.0 | W | 7 | 0 | 0 | 0 | 0 | 1 | 0 | 0 | 0 | 0 | 0 | 17 | 30 | 0.00 | 0.500 |
| 43 Jesse Chavez, R<br>ERA: 3.13 | (9, 1) | 1.0 | | 5 | 1 | 1 | 1 | 0 | 1 | 0 | 0 | 0 | 1 | 0 | 8 | 17 | 9.00 | 2.000 |

| PITCHER | IP | WLS | BF | H | R | ER | SO | BB | IBB | HBP | BLK | WP | HR | S | P | ERA | WHIP |
|---|---|---|---|---|---|---|---|---|---|---|---|---|---|---|---|---|---|

# BOTTOM

## New York Mets @ Pittsburgh Pirates

PNC Park, Pittsburgh, PA

Thu Jun 04 2009, 12:35 PM EDT

Att. 20,683 - Partly Cloudy - 64 F

livebaseballscorecards.com

| Batter | 1 | 2 | 3 | 4 | 5 | 6 | 7 | 8 | 9 | AB | R | H | RBI | BB | SO | LOB |
|---|---|---|---|---|---|---|---|---|---|---|---|---|---|---|---|---|
| 22 Andrew McCutchen, R (1, 8) OBP: 0.600, SLG: 0.500 | C FF 92<br>C FF 91<br>B SI 93<br>X SI 93<br>1-2<br>3 1B<br>15 1B<br>1B | B SI 92<br>C SI 90<br>B SL 84<br>C SL 83<br>X FF 93<br>2-2 ①<br>F8 | | B SL 83<br>B SL 81<br>B SI 90<br>B FF 90<br>4-0<br>12 G4-3<br>3 SH1-3<br>44 BB<br>BB | C SI 89<br>B SI 89<br>X CU 73<br>1-1 ①<br>G6-3 | | F FF 94<br>C SL 87<br>X FS 86<br>0-2<br>3 S<br>3 3B<br>2-H<br>1B | | | 4 | 3 | 2 | 1 | 1 | 0 | 0 |
| 3 Nyjer Morgan, L (1, 7) OBP: 0.359, SLG: 0.358 | B SI 87<br>1 SAFE<br>C FF 88<br>X FF 88<br>1-1<br>12 G3<br>15 1B<br>1-3<br>1B | B SI 90<br>C SI 89<br>X FS 82<br>1-1<br>E3<br>25 2B | | X SI 87<br>0-0 ①<br>SH1-3<br>1-2 | B FF 89<br>X SI 89<br>1-0 ②<br>G1-3 | | C SI 92<br>B FF 94<br>X FF 93<br>1-1<br>1-H<br>3B | | | 4 | 2 | 2 | 1 | 0 | 0 | 0 |
| 12 Freddy Sanchez, R (1, 4) OBP: 0.359, SLG: 0.488 | B SL 83<br>F SI 88<br>1 SAFE<br>1 SAFE<br>F SI 90<br>X SI 93<br>1-2 ①<br>G3<br>1-2 | F SL 84<br>F SL 86<br>B FF 92<br>S FF 92<br>1-3 ②<br>K | | B SL 82<br>F SI 90<br>B SL 84<br>F SI 91<br>X SL 85<br>2-2 ②<br>G4-3<br>2-3 | C SI 91<br>X CU 75<br>0-1 ③<br>F8 | | B SL 88<br>B FF 92<br>X FF 94<br>2-0 ③<br>L8 | | | 5 | 0 | 0 | 0 | 0 | 1 | 5 |
| 25 Adam LaRoche, L (1, 3) OBP: 0.341, SLG: 0.467 | B SI 93<br>B SI 93<br>S SI 92<br>B SI 93<br>I IN 67<br>4-1<br>44 1B<br>15 1B<br>35 1B<br>IBB | X FF 92<br>0-0<br>3-H<br>2B | | B FS 84<br>B CU 74<br>B FS 82<br>B SI 90<br>4-0<br>44 BB<br>15 HBP<br>35 1B<br>BB | | B SI 88<br>X SI 90<br>1-0 ①<br>F7 | | B SL 82<br>X SL 81<br>1-0 ①<br>F8 | | 3 | 2 | 1 | 1 | 2 | 0 | 0 |
| 15 Andy LaRoche, R (1, 5) OBP: 0.368, SLG: 0.423<br>58 Steven Jackson, R (7, 1)<br>18 Craig Monroe, R (8, PH) OBP: 0.270, SLG: 0.386<br>43 Jesse Chavez, R (9, 1) | B SL 86<br>S SI 91<br>X SI 93<br>1-1<br>44 1B<br>35 1B<br>1-2<br>2-H<br>3-H<br>1B | B SL 86<br>C SL 83<br>X SI 91<br>1-1 ③<br>G3-1 | | C SL 86<br>C SI 92<br>B SL 86<br>D SL 86<br>H SI 92<br>3-2<br>44 BB<br>35 1B<br>1-2<br>HBP | B CU 74<br>B CU 74<br>C SI 90<br>B SI 90<br>C SI 90<br>S SI 89<br>3-3 ②<br>K | | F SI 87<br>B SI 88<br>S SL 82<br>S CH 74<br>1-3 ②<br>K | | 3<br>0<br>1<br>0 | 2<br>0<br>0<br>0 | 1<br>0<br>0<br>0 | 2<br>0<br>0<br>0 | 0<br>0<br>0<br>0 | 1<br>0<br>1<br>0 | 1<br>0<br>0<br>0 |
| 44 Brandon Moss, L (1, 9) OBP: 0.310, SLG: 0.372 | X SI 90<br>0-0<br>5 1B<br>35 1B<br>49<br>G1-2-3<br>1-2<br>2-3<br>1B | C SI 89<br>S SI 89<br>S FF 91<br>0-3 ①<br>K | | B SI 92<br>S SI 92<br>B SI 92<br>B SI 92<br>B SI 91<br>4-1<br>35 1B<br>5 1B<br>1-2<br>2-3<br>3-H<br>BB | X SI 91<br>0-0 ③<br>G3 | | X SI 87<br>0-0 ③<br>G1 | | | 4 | 1 | 1 | 1 | 1 | 1 | 0 |
| 35 Jason Jaramillo, S (1, 2) OBP: 0.365, SLG: 0.412 | C SI 91<br>B SI 89<br>B SI 91<br>F SI 91<br>X SI 93<br>2-2<br>5 1B<br>1-2<br>2-H<br>3-H<br>1B | S FS 82<br>B FS 83<br>F FF 91<br>X SI 93<br>1-2 ②<br>G6-3 | | S SI 93<br>X SI 92<br>0-1<br>5 1B<br>1-2<br>2-H<br>3-H<br>1B | | | C FF 94<br>F SL 84<br>X FS 85<br>0-2 ①<br>G5-3 | | | 4 | 0 | 2 | 4 | 0 | 0 | 0 |
| 5 Ramón Vázquez, L (1, 6) OBP: 0.375, SLG: 0.284 | C SI 91<br>X FS 83<br>0-1<br>1-2<br>2-3<br>1B | B SI 91<br>F FF 91<br>X SI 92<br>1-1<br>1B | | B SL 76<br>F SL 76<br>D SL 77<br>B SL 75<br>X SL 78<br>3-1<br>1-2<br>2-H<br>1B | | | B FF 93<br>B FF 93<br>S FF 94<br>X FF 94<br>2-1<br>16 S<br>22 1B<br>1B | | | 4 | 1 | 4 | 1 | 0 | 0 | 0 |
| 49 Ross Ohlendorf, R (1, 1) OBP: 0.048, SLG: 0.048<br>24 Tom Gorzelanny, R (5, 1)<br>17 Sean Burnett, L (6, 1)<br>16 Eric Hinske, L (7, 5) OBP: 0.368, SLG: 0.387 | X SI 92<br>0-0 ② ③<br>G1-2-3<br>3-Hf | S FF 93<br>S FF 94<br>S FF 94<br>0-3 ③<br>K | | F CH 84<br>S CH 79<br>B CH 79<br>F FF 87<br>S CH 80<br>1-3 ③<br>K | | | B FS 86<br>D FS 85<br>S FF 93<br>B SI 93<br>F FF 93<br>F FF 94<br>X FF 94<br>3-2 ②<br>P3<br>1-2 | | | 3<br>0<br>0<br>1 | 0<br>0<br>0<br>0 | 0<br>0<br>0<br>0 | 0<br>0<br>0<br>0 | 2<br>0<br>0<br>0 | 0<br>0<br>0<br>0 | 6<br>0<br>0<br>1 |
| Inning Stats | R: 4<br>E: 0<br>K: 0<br>S: 18<br>H: 6<br>LOB: 2<br>BB: 1<br>P: 28 | R: 1<br>E: 1<br>K: 1<br>S: 11<br>H: 1<br>LOB: 1<br>BB: 0<br>P: 16 | R: 0<br>E: 0<br>K: 2<br>S: 11<br>H: 1<br>LOB: 1<br>BB: 0<br>P: 13 | R: 4<br>E: 0<br>K: 1<br>S: 15<br>H: 2<br>LOB: 2<br>BB: 3<br>P: 36 | R: 0<br>E: 0<br>K: 0<br>S: 5<br>H: 0<br>LOB: 0<br>BB: 0<br>P: 7 | R: 0<br>E: 0<br>K: 1<br>S: 5<br>H: 0<br>LOB: 0<br>BB: 0<br>P: 9 | R: 2<br>E: 0<br>K: 0<br>S: 15<br>H: 3<br>LOB: 1<br>BB: 0<br>P: 23 | R: 0<br>E: 0<br>K: 1<br>S: 5<br>H: 0<br>LOB: 0<br>BB: 0<br>P: 7 | | 1B: 11<br>2B: 1<br>3B: 1<br>HR: 0<br>SF: 0<br>SAC: 1<br>DP: 1<br>HBP: 1 | | | | | | |

| | AB | 36 |
|---|---|---|
| | R | 11 |
| | H | 13 |
| | RBI | 11 |
| | BB | 4 |
| | SO | 6 |
| | LOB | 13 |

WP: 0 PA: 42
PB: 0
SB: 2
CS: 0

| PITCHER | | IP | WLS | BF | H | R | ER | SO | BB | IBB | HBP | BLK | WP | HR | S | P | ERA | WHIP |
|---|---|---|---|---|---|---|---|---|---|---|---|---|---|---|---|---|---|---|
| 34 Mike Pelfrey, R<br>ERA: 4.85 | (1, 1) | 3.2 | L | 25 | 9 | 9 | 8 | 3 | 3 | 1 | 1 | 0 | 0 | 0 | 49 | 83 | 19.64 | 3.273 |
| 36 Ken Takahashi, L<br>ERA: 2.77 | (4, 1) | 0.1 | | 2 | 1 | 0 | 0 | 1 | 0 | 0 | 0 | 0 | 0 | 0 | 6 | 10 | 0.00 | 3.000 |
| 50 Sean Green, R<br>ERA: 5.96 | (5, 1) | 2.0 | | 6 | 0 | 0 | 0 | 1 | 0 | 0 | 0 | 0 | 0 | 0 | 10 | 16 | 0.00 | 0.000 |
| 22 J.J. Putz, R<br>ERA: 5.22 | (7, 1) | 1.0 | | 6 | 3 | 2 | 2 | 0 | 0 | 0 | 0 | 0 | 0 | 0 | 15 | 23 | 18.00 | 3.000 |
| 25 Pedro Feliciano, L<br>ERA: 2.42 | (8, 1) | 1.0 | | 3 | 0 | 0 | 0 | 1 | 0 | 0 | 0 | 0 | 0 | 0 | 5 | 7 | 0.00 | 0.000 |

| PITCHER | | IP | WLS | BF | H | R | ER | SO | BB | IBB | HBP | BLK | WP | HR | S | P | ERA | WHIP |
|---|---|---|---|---|---|---|---|---|---|---|---|---|---|---|---|---|---|---|

| Batter | 1 | 2 | 3 | 4 | 5 | 6 | 7 | 8 | 9 | AB | R | H | RBI | BB | SO | LOB |
|---|---|---|---|---|---|---|---|---|---|---|---|---|---|---|---|---|
| 22 Andrew McCutchen, R (1, 8)<br>OBP: 0.333, SLG: 0.250 | C FF 88<br>B SI 84<br>B CH 78<br>X SI 82<br>2-1 ① G5-3 | | B CH 79<br>C SI 87<br>F FC 85<br>X CU 79<br>1-2 ③ FC6-4<br>1-2f | | | B FF 88<br>C FF 89<br>X CH 78<br>1-1 ① F8 | | C SL 86<br>C SL 85<br>X SI 95<br>0-2 ② L6 | | 4 | 0 | 0 | 0 | 0 | 0 | 1 |
| 3 Nyjer Morgan, L (1, 7)<br>OBP: 0.357, SLG: 0.352 | B FF 87<br>F FF 89<br>C FC 86<br>C SI 89<br>1-3 ② K | | | C FC 84<br>S CU 77<br>S CH 77<br>0-3 ① K | | C CU 76<br>B FC 87<br>X SI 85<br>1-1 ② G4-3 | | B SI 90<br>B<br>B<br>C FF 92<br>F FF 94<br>F SI 95<br>B SI 95<br>4-2 BB | | 3 | 0 | 0 | 0 | 1 | 2 | 0 |
| 12 Freddy Sanchez, R (1, 4)<br>OBP: 0.352, SLG: 0.479<br>43 Jesse Chavez, R (8, 1) | C FF 91<br>F FC 88<br>B FF 90<br>X SI 84<br>1-2 ③ F8 | | | B FC 82<br>X FC 84<br>1-0 ② G4-3 | | C FF 90<br>B FC 84<br>B SI 88<br>B SI 86<br>F FF 90<br>S SI 84<br>3-3 ③ K | | B SL 85<br>S FF 94<br>C FF 95<br>B SI 96<br>F SL 84<br>T SL 85<br>2-2 ③ K | | 4<br>0 | 0<br>0 | 0<br>0 | 0<br>0 | 0<br>0 | 2<br>0 | 1<br>0 |
| 25 Adam LaRoche, L (1, 3)<br>OBP: 0.340, SLG: 0.463 | | B FC 85<br>S FC 87<br>F FF 87<br>X CH 79<br>1-2 ① G4-3 | | C FF 92<br>B FC 87<br>B SI 87<br>C CU 77<br>S CH 78<br>2-3 ③ K | | | C FF 88<br>X CU 77<br>0-1 ① F7 | | B SI 93<br>C SI 94<br>B CH 87<br>B SI 93<br>F SI 93<br>X SI 94<br>3-2 24 G4-6-3 1B | 4 | 0 | 1 | 0 | 0 | 1 | 0 |
| 24 Delwyn Young, S (1, 9)<br>OBP: 0.382, SLG: 0.361 | | C FF 89<br>B FF 90<br>F FF 89<br>B FC 87<br>X FF 91<br>2-2 ② G4-3 | | | B SI 81<br>S FC 85<br>X SI 84<br>1-1 ① 35 G4-3 16 G3 2 1B 1B | | B FC 85<br>B FF 89<br>X FF 88<br>2-0 ② 35 FC6-4 16 1B 1B | | C FF 94<br>S SI 95<br>D CH 89<br>B FF 94<br>X SI 93<br>2-2 ①② G4-6-3<br>1-2f | 4 | 1 | 2 | 0 | 0 | 0 | 1 |
| 16 Eric Hinske, L (1, 5)<br>OBP: 0.363, SLG: 0.380 | | B CU 79<br>C CU 78<br>X FC 87<br>1-1 ③ G4-1 | | | C CU 79<br>X SI 87<br>0-1 ① G3<br>1-2 | | F FF 89<br>X FF 89<br>0-1 ① 35 FC6-4<br>1-2 1B | | B SI 94<br>S SI 94<br>B SI 94<br>X SI 94<br>2-1 ③ P6 | 4 | 0 | 1 | 0 | 0 | 0 | 1 |
| 35 Jason Jaramillo, S (1, 2)<br>OBP: 0.354, SLG: 0.398 | | | B CH 81<br>C CH 78<br>B FF 89<br>B SI 83<br>X SI 82<br>3-1 ① G5-3 | | B FC 86<br>X SI 85<br>1-0 ② G4-3<br>2-3 | | X SI 84<br>0-0 ② FC6-4 2 FC5-4<br>1-2f<br>2-3 | | | 3 | 0 | 0 | 0 | 0 | 0 | 3 |
| 2 Jack Wilson, R (1, 6)<br>OBP: 0.292, SLG: 0.379 | | | C SI 84<br>S FC 86<br>B FF 90<br>F CU 78<br>S FC 83<br>1-3 ② K | | B SI 84<br>B FC 84<br>X SI 86<br>2-0 3-H 1B | | D CH 78<br>F CH 78<br>D FC 86<br>X CH 77<br>2-1 ③ FC5-4<br>1-2f | | | 3 | 0 | 1 | 1 | 0 | 1 | 2 |
| 27 Jeff Karstens, R (1, 1)<br>OBP: 0.188, SLG: 0.071<br>47 Evan Meek, R (6, 1)<br>17 Sean Burnett, L (7, 1)<br>5 Ramón Vázquez, L (8, PH)<br>OBP: 0.371, SLG: 0.280<br>(8, 4) | | | B FF 88<br>C FF 88<br>B SI 83<br>X SI 84<br>2-1 22 FC6-4 1B | | F SI 85<br>B CU 76<br>X SI 84<br>1-1 ③ G6-3 | | | C FF 92<br>C CH 87<br>B CH 87<br>B SI 94<br>X SI 92<br>2-2 ① L1 | | 2<br>0<br>0<br>1 | 0<br>0<br>0<br>0 | 1<br>0<br>0<br>0 | 0<br>0<br>0<br>0 | 0<br>0<br>0<br>0 | 0<br>0<br>0<br>0 | 1<br>0<br>0<br>0 |
| Inning Stats | R: 0<br>E: 0<br>K: 1<br>S: 8<br>H: 0<br>LOB: 0<br>BB: 0<br>P: 12 | R: 0<br>E: 0<br>K: 0<br>S: 8<br>H: 0<br>LOB: 0<br>BB: 0<br>P: 12 | R: 0<br>E: 0<br>K: 1<br>S: 11<br>H: 1<br>LOB: 1<br>BB: 0<br>P: 18 | R: 0<br>E: 0<br>K: 2<br>S: 7<br>H: 0<br>LOB: 0<br>BB: 0<br>P: 10 | R: 1<br>E: 0<br>K: 0<br>S: 8<br>H: 2<br>LOB: 1<br>BB: 0<br>P: 13 | R: 0<br>E: 0<br>K: 1<br>S: 7<br>H: 0<br>LOB: 0<br>BB: 0<br>P: 12 | R: 0<br>E: 0<br>K: 0<br>S: 8<br>H: 2<br>LOB: 2<br>BB: 0<br>P: 12 | R: 0<br>E: 0<br>K: 1<br>S: 13<br>H: 0<br>LOB: 1<br>BB: 1<br>P: 21 | R: 0<br>E: 0<br>K: 0<br>S: 8<br>H: 1<br>LOB: 0<br>BB: 0<br>P: 15 | 1B: 6<br>2B: 0<br>3B: 0<br>HR: 0 | SF: 0<br>SAC: 0<br>DP: 1<br>HBP: 0 | | | | | |

| PITCHER | | IP | WLS | BF | H | R | ER | SO | BB | IBB | HBP | BLK | WP | HR | S | P | ERA | WHIP |
|---|---|---|---|---|---|---|---|---|---|---|---|---|---|---|---|---|---|---|
| 11 Mike Hampton, L<br>ERA: 4.65 | (1, 1) | 7.0 | W | 26 | 5 | 1 | 1 | 5 | 0 | 0 | 0 | 0 | 0 | 0 | 57 | 89 | 1.29 | 0.714 |
| 47 Jeff Fulchino, R<br>ERA: 3.27 | (8, 1) | 2.0 | | 7 | 1 | 0 | 0 | 1 | 1 | 0 | 0 | 0 | 0 | 0 | 21 | 36 | 0.00 | 1.000 |

| PITCHER | IP | WLS | BF | H | R | ER | SO | BB | IBB | HBP | BLK | WP | HR | S | P | ERA | WHIP |
|---|---|---|---|---|---|---|---|---|---|---|---|---|---|---|---|---|---|

# TOP

## Pittsburgh Pirates @ Houston Astros

Minute Maid Park, Houston, TX

Fri Jun 05 2009, 7:05 PM CDT

Att. 26,222 - Partly Cloudy - 87 F

livebaseballscorecards.com

| | |
|---|---|
| AB | 32 |
| R | 1 |
| H | 6 |
| RBI | 1 |
| BB | 1 |
| SO | 6 |
| LOB | 10 |

# BOTTOM

## Pittsburgh Pirates @ Houston Astros

Minute Maid Park, Houston, TX

Fri Jun 05 2009, 7:05 PM CDT

Att. 26,222 - Partly Cloudy - 87 F

livebaseballscorecards.com

| Batter | 1 | 2 | 3 | 4 | 5 | 6 | 7 | 8 | 9 | AB | R | H | RBI | BB | SO | LOB |
|---|---|---|---|---|---|---|---|---|---|---|---|---|---|---|---|---|
| 21 Michael Bourn, L (1, 8)<br>OBP: 0.374, SLG: 0.407 | B FF 87<br>B FF 87<br>L SI 86<br>F FF 88<br>X CH 77<br>2-2 ① G3 | | L SI 90<br>X SI 90<br>0-1 8 SF8 9 SF9 1-3 2B | | C SI 89<br>B CH 76<br>B CH 76<br>X FF 89<br>2-1 ① P6 | C SI 88<br>B CH 77<br>B CH 78<br>X SI 87<br>2-1 8 S 45 HR 2B | | F SI 96<br>B FF 95<br>B CH 85<br>B FF 95<br>B FF 95<br>4-1 BB | | 4 | 2 | 2 | 0 | 1 | 0 | 0 |
| 8 Jeff Keppinger, R (1, 6)<br>OBP: 0.343, SLG: 0.433 | B FF 88<br>B FF 87<br>C FF 88<br>F SI 87<br>X SL 78<br>2-2 ② G6-3 | | C SL 79<br>C SL 76<br>X CU 76<br>0-2 ① SF8 2-3 3-H | | C SI 86<br>B SI 87<br>F CH 76<br>X SL 76<br>1-2 ② G6-3 | C SI 92<br>B CU 82<br>B FF 92<br>B CU 80<br>B FF 92<br>4-1 9 BB 45 HR 2-3 BB | | B FF 95<br>X FF 95<br>1-0 ① F9 | | 3 | 1 | 0 | 1 | 1 | 0 | 1 |
| 9 Hunter Pence, R (1, 9)<br>OBP: 0.418, SLG: 0.508 | C SI 89<br>B CU 70<br>S CU 69<br>X SL 77<br>1-2 1B | | T CU 73<br>X CU 72<br>0-1 ② SF9 3-H | | X FF 88<br>0-0 45 1B 1B | B CU 80<br>B FF 91<br>D CU 80<br>C SI 89<br>F SI 89<br>B CU 78<br>4-2 45 HR 1-2 BB | | C SI 96<br>F FC 90<br>B FF 96<br>X FC 90<br>1-2 ② L9 | | 3 | 1 | 2 | 1 | 1 | 0 | 1 |
| 45 Carlos Lee, R (1, 7)<br>OBP: 0.370, SLG: 0.527 | 1 SAFE<br>B FF 89<br>X SL 76<br>1-0 ③ G5-3 | | C FF 91<br>X SL 78<br>0-1 ③ F7 | | C CU 75<br>1 SAFE<br>B FF 88<br>X SL 76<br>1-1 ③ 1-3 1B | C FF 92<br>X CU 83<br>0-1 1-H 2-H 3-H HR | | B FF 96<br>C FF 96<br>B FF 95<br>B FF 96<br>T FF 95<br>X FF 96<br>3-2 ③ P3 | | 5 | 1 | 2 | 4 | 0 | 0 | 2 |
| 17 Lance Berkman, S (1, 3)<br>OBP: 0.377, SLG: 0.472 | | B SI 88<br>C SI 88<br>B CH 78<br>B SI 88<br>S SI 87<br>B SI 89<br>4-2 27 G4-6-3 BB | | X CU 69<br>0-0 ① F9 | | 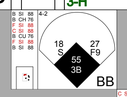 | | | | 2 | 1 | 1 | 0 | 2 | 0 | 0 |
| 27 Geoff Blum, S (1, 5)<br>OBP: 0.344, SLG: 0.324 | | C FF 89<br>1 SAFE<br>X CH 77<br>0-1 ① ② G4-6-3 1-2f | | C SI 89<br>B CU 69<br>B CU 69<br>F SI 87<br>B CH 77<br>F FF 86<br>B FF 88<br>4-2 55 1B BB | | 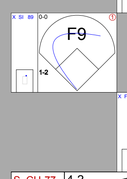 | | | | 3 | 0 | 0 | 0 | 1 | 0 | 3 |
| 18 Edwin Maysonet, R (1, 4)<br>OBP: 0.439, SLG: 0.514 | | C SI 89<br>C CU 69<br>D CU 71<br>B CU 73<br>X SI 88<br>2-2 1B | | C SI 87<br>F CH 76<br>F FF 88<br>1 SAFE<br>B CU 75<br>B CU 70<br>S SI 86<br>2-3 ② K | | S CH 77<br>D CU 75<br>F SI 89<br>B SI 87<br>F SI 88<br>B CH 78<br>B CU 71<br>4-2 55 3B 2-3 BB | X SI 89<br>0-0 ① P3 | | | 3 | 1 | 1 | 0 | 1 | 1 | 1 |
| 55 Humberto Quintero, R (1, 2)<br>OBP: 0.297, SLG: 0.361 | | 1 SAFE<br>S SI 88<br>B SL 77<br>S SI 87<br>F CU 68<br>1 SAFE<br>X SL 77<br>1-2 ③ P4 | | C SI 88<br>1 SAFE<br>S CU 70<br>F SI 88<br>1 SAFE<br>X CH 77<br>0-2 1-3 1B | | X CU 76<br>0-0 1-H 11 SF9 3-H 3B | C SI 90<br>F CH 84<br>H FF 92<br>1-2 36 G4-6-3 HBP | | | 3 | 1 | 2 | 2 | 0 | 0 | 1 |
| 11 Mike Hampton, R (1, 1)<br>OBP: 0.391, SLG: 0.381<br>36 Matt Kata, S (7, PH)<br>47 Jeff Fulchino, R (8, 1) | | | B CU 67<br>B SI 85<br>B SI 86<br>C SI 85<br>F FF 85<br>F SI 87<br>F FF 87<br>X SI 87<br>3-2 21 2B 8 SF8 1B | F CH 79<br>S CU 76<br>B CU 75<br>T FF 91<br>1-2 ③ K | | B CU 72<br>B CU 76<br>B SI 88<br>X SI 88<br>3-0 ② SF9 3-H | F SI 91<br>B SI 91<br>X SI 90<br>1-1 ② ③ G4-6-3 1-2f | | | 2<br>1<br>0 | 1<br>0<br>0 | 1<br>0<br>0 | 1<br>0<br>0 | 0<br>0<br>0 | 1<br>0<br>0 | 2<br>1<br>0 |
| Inning Stats | R: 0<br>E: 0<br>K: 0<br>S: 10<br>H: 1<br>LOB: 1<br>BB: 0<br>P: 16 | R: 0<br>E: 0<br>K: 0<br>S: 11<br>H: 1<br>LOB: 1<br>BB: 1<br>P: 18 | R: 2<br>E: 0<br>K: 0<br>S: 14<br>H: 2<br>LOB: 2<br>BB: 0<br>P: 17 | R: 0<br>E: 0<br>K: 2<br>S: 15<br>H: 1<br>LOB: 2<br>BB: 1<br>P: 22 | R: 0<br>E: 0<br>K: 0<br>S: 8<br>H: 2<br>LOB: 2<br>BB: 0<br>P: 12 | R: 7<br>E: 0<br>K: 0<br>S: 20<br>H: 4<br>LOB: 1<br>BB: 4<br>P: 44 | R: 0<br>E: 0<br>K: 0<br>S: 5<br>H: 0<br>LOB: 0<br>BB: 0<br>P: 7 | R: 0<br>E: 0<br>K: 0<br>S: 8<br>H: 0<br>LOB: 1<br>BB: 1<br>P: 17 | | 1B: 6<br>2B: 3<br>3B: 1<br>HR: 1<br>SF: 3<br>SAC: 0<br>DP: 2<br>HBP: 1 | | | | | | |

| | |
|---|---|
| AB | 29 |
| R | 9 |
| H | 11 |
| RBI | 9 |
| BB | 7 |
| SO | 2 |
| LOB | 12 |

| | | | | | |

# Pittsburgh Pirates @ Houston Astros

Minute Maid Park, Houston, TX

Sat Jun 06 2009, 6:05 PM CDT

Att. 26,099 - Roof Closed - 73 F

TOP

livebaseballscorecards.com

| Batter | 1 | 2 | 3 | 4 | 5 | 6 | 7 | 8 | 9 | AB | R | H | RBI | BB | SO | LOB |
|---|---|---|---|---|---|---|---|---|---|---|---|---|---|---|---|---|
| 22 Andrew McCutchen, R (1, 8)<br>OBP: 0.286, SLG: 0.231 | G6-3 | 1B | | F7 | | K | | F9 | | 5 | 0 | 1 | 2 | 0 | 1 | 2 |
| 3 Nyjer Morgan, L (1, 7)<br>OBP: 0.349, SLG: 0.343 | F7 | L4 | | G4-3 | | | K | | E5 | 5 | 0 | 0 | 0 | 0 | 1 | 2 |
| 12 Freddy Sanchez, R (1, 4)<br>OBP: 0.349, SLG: 0.472 | G1-3 | | G4-3 | F7 | | | F9 | | 25 G1-3 1B | 5 | 0 | 1 | 0 | 0 | 0 | 0 |
| 25 Adam LaRoche, L (1, 3)<br>OBP: 0.345, SLG: 0.469 | | 15 1B 44 FC6-2 2B | 15 1B 44 2B 1B | | L8 | | 15 CS BB | | G1-3 | 4 | 1 | 2 | 0 | 1 | 0 | 1 |
| 15 Andy LaRoche, R (1, 5)<br>OBP: 0.374, SLG: 0.424<br>55 Matt Capps, R (9, 1) | | 35 BB 44 FC6-2 28 1B 1B | 44 2B 35 G4-3 1B | | P4 | | BB | | G6-3 | 4<br>0 | 2<br>0 | 2<br>0 | 0<br>0 | 1<br>0 | 0<br>0 | 1<br>0 |
| 44 Brandon Moss, L (1, 9)<br>OBP: 0.309, SLG: 0.375 | | FC6-2 28 1B 35 BB 22 1B | 35 G4-3 2 2B 2B | | L3 | | G3 | | | 4 | 2 | 1 | 1 | 0 | 0 | 4 |
| 35 Jason Jaramillo, S (1, 2)<br>OBP: 0.359, SLG: 0.407 | | 28 1B 22 1B BB | G4-3 | | | 2B | | K | | 3 | 1 | 1 | 1 | 1 | 1 | 1 |
| 2 Jack Wilson, R (1, 6)<br>OBP: 0.299, SLG: 0.398 | | F9 | 2B | | P4 | | | 24 G5-3 2B | | 4 | 0 | 2 | 1 | 0 | 0 | 4 |
| 28 Paul Maholm, L (1, 1)<br>OBP: 0.222, SLG: 0.250<br>24 Delwyn Young, S (8, PH)<br>OBP: 0.377, SLG: 0.355<br>34 John Grabow, L (8, 1)<br>5 Ramón Vázquez, L (9, 5)<br>OBP: 0.371, SLG: 0.280 | | 22 1B 1B | K | | K | | | G5-3 | | 3<br>1<br>0<br>0 | 0<br>0<br>0<br>0 | 1<br>0<br>0<br>0 | 1<br>0<br>0<br>0 | 0<br>0<br>0<br>0 | 2<br>0<br>0<br>0 | 2<br>1<br>0<br>0 |
| Inning Stats | R: 0 E: 0 K: 0 S: 6 H: 0 LOB: 0 BB: 0 P: 9 | R: 3 E: 0 K: 0 S: 19 H: 4 LOB: 2 BB: 1 P: 34 | R: 3 E: 0 K: 1 S: 17 H: 4 LOB: 1 BB: 0 P: 22 | R: 0 E: 0 K: 0 S: 10 H: 0 LOB: 0 BB: 0 P: 13 | R: 0 E: 0 K: 0 S: 5 H: 0 LOB: 0 BB: 0 P: 8 | R: 0 E: 0 K: 2 S: 13 H: 1 LOB: 1 BB: 0 P: 19 | R: 0 E: 0 K: 1 S: 13 H: 0 LOB: 2 BB: 2 P: 24 | R: 0 E: 0 K: 1 S: 9 H: 1 LOB: 1 BB: 0 P: 15 | R: 0 E: 1 K: 0 S: 10 H: 1 LOB: 1 BB: 0 P: 17 | 1B: 6 2B: 5 3B: 0 HR: 0 | SF: 0 SAC: 0 DP: 0 HBP: 0 | | | | | | |

| | AB | 38 |
|---|---|---|
| | R | 6 |
| | H | 11 |
| | RBI | 6 |
| | BB | 3 |
| | SO | 5 |
| | LOB | 18 |

WP: 0 PB: 0 SB: 1 CS: 2 PA: 41

| PITCHER | | IP | WLS | BF | H | R | ER | SO | BB | IBB | HBP | BLK | WP | HR | S | P | ERA | WHIP |
|---|---|---|---|---|---|---|---|---|---|---|---|---|---|---|---|---|---|---|
| 44 Roy Oswalt, R<br>ERA: 4.66 | (1, 1) | 6.0 | L | 28 | 9 | 6 | 6 | 3 | 1 | 0 | 0 | 0 | 0 | 0 | 70 | 105 | 9.00 | 1.667 |
| 48 Tim Byrdak, L<br>ERA: 3.0 | (7, 1) | 1.0 | | 5 | 0 | 0 | 0 | 1 | 2 | 0 | 0 | 0 | 0 | 0 | 13 | 24 | 0.00 | 2.000 |
| 43 Chris Sampson, R<br>ERA: 1.85 | (8, 1) | 1.0 | | 4 | 1 | 0 | 0 | 1 | 0 | 0 | 0 | 0 | 0 | 0 | 9 | 15 | 0.00 | 1.000 |
| 22 LaTroy Hawkins, R<br>ERA: 2.25 | (9, 1) | 1.0 | | 4 | 1 | 0 | 0 | 0 | 0 | 0 | 0 | 0 | 0 | 0 | 10 | 17 | 0.00 | 1.000 |

| PITCHER | IP | WLS | BF | H | R | ER | SO | BB | IBB | HBP | BLK | WP | HR | S | P | ERA | WHIP |
|---|---|---|---|---|---|---|---|---|---|---|---|---|---|---|---|---|---|

| Batter | 1 | 2 | 3 | 4 | 5 | 6 | 7 | 8 | 9 | AB | R | H | RBI | BB | SO | LOB |
|---|---|---|---|---|---|---|---|---|---|---|---|---|---|---|---|---|
| 21 Michael Bourn, L (1, 8)<br>OBP: 0.366, SLG: 0.397 | C FF 88<br>F SI 89<br>B CU 74<br>X CU 75<br>1-2 ① G3-1 | C FF 90<br>X CU 75<br>0-1 ③ FC6-4<br>1-2f | | | C CU 75<br>L FF 90<br>B SL 81<br>F CU 76<br>S FF 92<br>1-3 ② K | | B SI 86<br>F SI 87<br>C SL 78<br>X CU 75<br>1-2 ① G4-3 | | X FF 93<br>0-0 ② F7 | 5 | 0 | 0 | 0 | 0 | 1 | 1 |
| 10 Miguel Tejada, R (1, 6)<br>OBP: 0.380, SLG: 0.532 | X FF 90<br>0-0 9 HR 1B | | C SI 89<br>B FF 89<br>B CU 74<br>X SI 89<br>2-1 ① G6-3 | | X CH 83<br>0-0 45 1B 2B | | M FF 89<br>B SI 89<br>B CH 84<br>X SI 89<br>2-1 ② F9 | | B SI 94<br>C SI 95<br>X SI 95<br>1-1 1B | 5 | 2 | 3 | 0 | 0 | 0 | 0 |
| 9 Hunter Pence, R (1, 9)<br>OBP: 0.422, SLG: 0.533 | X FF 90<br>0-0 1-H HR | | B SL 84<br>B CU 74<br>F CH 84<br>B CU 74<br>F SI 90<br>X SI 86<br>3-2 45 G1-3 3B | | B SI 91<br>F FF 86<br>F CU 77<br>D CU 76<br>B FF 91<br>F SL 83<br>F SI 86<br>F FF 92<br>F CU 78<br>4-2 D SI 88 45 1B BB | | B FF 90<br>F FF 92<br>S CU 77<br>B CU 75<br>X FF 92<br>2-2 ③ F8 | | F SI 96<br>X CH 85<br>0-1 ③ F8 | 4 | 2 | 2 | 2 | 1 | 0 | 1 |
| 45 Carlos Lee, R (1, 7)<br>OBP: 0.372, SLG: 0.531 | C CH 84<br>B FF 91<br>B FF 86<br>X FF 91<br>2-1 17 G6-3 2B | | X CH 85<br>0-0 ② G1-3<br>3-H | | C SI 91<br>X SI 91<br>0-1 1-2 2-H 1B | | | B FF 91<br>X FF 90<br>1-0 ① F9 | | 4 | 0 | 2 | 2 | 0 | 0 | 0 |
| 17 Lance Berkman, S (1, 3)<br>OBP: 0.374, SLG: 0.464 | B SI 86<br>X FF 90<br>1-0 ② G6-3<br>2-3 | | F CU 73<br>X SI 90<br>0-1 ③ G6-3 | | S CU 76<br>X CU 76<br>0-1 ③ F7 | | | C FF 91<br>S CH 84<br>B FF 86<br>B CH 84<br>B FF 92<br>F FF 90<br>B FF 91<br>4-2 8 FC4-6 77 1B BB | | 3 | 0 | 0 | 0 | 1 | 0 | 3 |
| 77 Ivan Rodriguez, R (1, 2)<br>OBP: 0.302, SLG: 0.426 | B FF 86<br>C CU 77<br>X CH 85<br>1-1 ③ G1-3 | | | B SI 89<br>B SI 89<br>B FF 91<br>C FF 90<br>S FF 91<br>X SI 91<br>3-2 ① G3 | | B CH 84<br>X SI 89<br>1-0 ① G4-3 | | C CH 85<br>X CH 85<br>0-1 8 FC4-6<br>1-2 1B | | 4 | 0 | 1 | 0 | 0 | 0 | 1 |
| 8 Jeff Keppinger, R (1, 5)<br>OBP: 0.340, SLG: 0.426 | | C FF 90<br>B CU 75<br>B CU 75<br>B FF 90<br>X SI 89<br>3-1 ① G6-3 | | B FF 91<br>B CU 76<br>X FF 91<br>2-0 ② F8 | | C FF 90<br>B FF 89<br>X CU 75<br>1-1 1B | | C FF 92<br>B FF 92<br>X CH 86<br>1-1 ② FC4-6 18 FC5-4<br>1-2f<br>2-3 | | 4 | 0 | 1 | 0 | 0 | 0 | 2 |
| 18 Edwin Maysonet, R (1, 4)<br>OBP: 0.422, SLG: 0.488 | | X FF 91<br>0-0 21 FC6-4 1B | | C FF 91<br>B CU 76<br>F SI 91<br>X CU 75<br>1-2 ③ G6-3 | | C CU 74<br>F FF 89<br>B CH 85<br>C SI 90<br>1-3 ② K | | S CH 84<br>B CH 84<br>B CH 84<br>S FF 91<br>X FF 85<br>2-2 ③ FC5-4<br>1-2f | | 4 | 0 | 1 | 0 | 0 | 1 | 3 |
| 44 Roy Oswalt, R (1, 1)<br>OBP: 0.160, SLG: 0.125<br>4 Jason Michaels, R (6, PH)<br>OBP: 0.265, SLG: 0.279<br>48 Tim Byrdak, L (7, 1)<br>43 Chris Sampson, R (8, 1)<br>22 LaTroy Hawkins, R (9, 1)<br>2 Darin Erstad, L (9, PH)<br>OBP: 0.207, SLG: 0.192 | | L FF 90<br>1 SAFE<br>L FF 90<br>C<br>0-3 ② K | | | B SI 89<br>C SI 89<br>B SI 90<br>C FF 90<br>C FF 91<br>2-3 ① K | | F SI 90<br>C FF 91<br>F FF 90<br>B SI 91<br>X CU 76<br>1-2 ③ F8 | | C FF 93<br>F SI 95<br>F FF 96<br>B FF 95<br>X FF 95<br>1-2 ① G1-3 | 2<br>1<br>0<br>0<br>0<br>0 | 0<br>0<br>0<br>0<br>0<br>0 | 0<br>0<br>0<br>0<br>0<br>0 | 0<br>0<br>0<br>0<br>0<br>0 | 2<br>0<br>0<br>0<br>0<br>0 | 1<br>1<br>0<br>0<br>0<br>0 | 0<br>1<br>0<br>0<br>0<br>0 |
| Inning Stats | R: 2 H: 3<br>E: 0 LOB: 1<br>K: 0 BB: 0<br>S: 10 P: 15 | R: 0 H: 1<br>E: 0 LOB: 1<br>K: 1 BB: 0<br>S: 8 P: 11 | R: 1 H: 1<br>E: 0 LOB: 0<br>K: 0 BB: 0<br>S: 8 P: 13 | R: 0 H: 0<br>E: 0 LOB: 0<br>K: 0 BB: 0<br>S: 7 P: 13 | R: 1 H: 2<br>E: 0 LOB: 2<br>K: 2 BB: 1<br>S: 18 P: 25 | R: 0 H: 1<br>E: 0 LOB: 1<br>K: 1 BB: 0<br>S: 10 P: 14 | R: 0 H: 0<br>E: 0 LOB: 0<br>K: 0 BB: 0<br>S: 8 P: 13 | R: 0 H: 1<br>E: 0 LOB: 2<br>K: 0 BB: 1<br>S: 11 P: 19 | R: 0 H: 1<br>E: 0 LOB: 1<br>K: 0 BB: 0<br>S: 9 P: 11 | 1B: 6<br>2B: 2<br>3B: 1<br>HR: 1 | SF: 0<br>SAC: 0<br>DP: 0<br>HBP: 0 | | | | | |

| PITCHER | | IP | WLS | BF | H | R | ER | SO | BB | IBB | HBP | BLK | WP | HR | S | P | ERA | WHIP |
|---|---|---|---|---|---|---|---|---|---|---|---|---|---|---|---|---|---|---|
| 28 Paul Maholm, L<br>ERA: 3.94 | (1, 1) | 7.0 | W | 30 | 8 | 4 | 4 | 4 | 1 | 0 | 0 | 0 | 0 | 1 | 69 | 104 | 5.14 | 1.286 |
| 34 John Grabow, L<br>ERA: 4.13 | (8, 1) | 1.0 | H | 5 | 1 | 0 | 0 | 0 | 1 | 0 | 0 | 0 | 0 | 0 | 11 | 19 | 0.00 | 2.000 |
| 55 Matt Capps, R<br>ERA: 5.3 | (9, 1) | 1.0 | S | 4 | 1 | 0 | 0 | 0 | 0 | 0 | 0 | 0 | 0 | 0 | 9 | 11 | 0.00 | 1.000 |

| PITCHER | IP | WLS | BF | H | R | ER | SO | BB | IBB | HBP | BLK | WP | HR | S | P | ERA | WHIP |
|---|---|---|---|---|---|---|---|---|---|---|---|---|---|---|---|---|---|

# BOTTOM

# Pittsburgh Pirates @ Houston Astros

Minute Maid Park, Houston, TX

Sat Jun 06 2009, 6:05 PM CDT
Att. 26,099 - Roof Closed - 73 F

livebaseballscorecards.com

| | |
|---|---|
| AB | 37 |
| R | 4 |
| H | 10 |
| RBI | 4 |
| BB | 2 |
| SO | 4 |
| LOB | 13 |

WP: 0 PA: 39
PB: 0
SB: 0
CS: 0

| Batter | 1 | 2 | 3 | 4 | 5 | 6 | 7 | 8 | 9 | AB | R | H | RBI | BB | SO | LOB |
|---|---|---|---|---|---|---|---|---|---|---|---|---|---|---|---|---|
| 22 Andrew McCutchen, R (1, 8)<br>OBP: 0.368, SLG: 0.333 | B FF 96<br>C FF 95<br>X SL 85<br>1-1<br>3 WP<br>1B | | C FF 90<br>B FF 90<br>B FF 90<br>X FF 91<br>2-1 ①<br>P4 | | C CU 76<br>B SI 91<br>X FC 90<br>1-1<br>1-2<br>1B | | F FF 94<br>B FF 95<br>B SI 94<br>F SI 94<br>X SI 95<br>2-2 ①<br>G3-1<br>1-2<br>2-3<br>3-H | | C FF 96<br>B FF 96<br>F FF 96<br>X SL 89<br>1-2<br>12 DI<br>2-3<br>1B | 5 | 0 | 3 | 1 | 0 | 0 | 2 |
| 3 Nyjer Morgan, L (1, 7)<br>OBP: 0.346, SLG: 0.341 | 1 SAFE<br>C FF 96<br>1 SAFE<br>F FF 96<br>B FF 96<br>C SL 87<br>1-3 ①<br>K<br>1-2 | | B CU 75<br>C FF 92<br>F CH 82<br>B FF 91<br>X FC 90<br>2-2 ②<br>G4-3 | | B FF 89<br>X FF 90<br>1-0 ②③<br>L5-4<br>2-2 | | F SI 92<br>X SI 93<br>0-1<br>2-3<br>3-H<br>1B | | B FF 96<br>X FF 95<br>1-0 ②<br>SF8<br>3-H | 4 | 0 | 1 | 2 | 0 | 1 | 3 |
| 12 Freddy Sanchez, R (1, 4)<br>OBP: 0.350, SLG: 0.468 | B FF 97<br>B FF 96<br>C SL 86<br>F SL 87<br>X SI 97<br>2-2 ②<br>F9 | | S FC 91<br>C FC 89<br>F CU 78<br>F FF 91<br>X FF 91<br>0-2 ③<br>G6-3 | | | C SL 88<br>X FF 91<br>0-1<br>1B | B SL 83<br>B SL 86<br>B FF 94<br>B SI 92<br>4-0<br>BB | | B FF 96<br>C SL 91<br>X SL 91<br>1-1 ③<br>P3<br>1-2 | 4 | 0 | 1 | 0 | 1 | 0 | 2 |
| 25 Adam LaRoche, L (1, 3)<br>OBP: 0.344, SLG: 0.462 | B SL 86<br>C FF 97<br>C SL 87<br>B SL 87<br>S FF 97<br>2-3 ③<br>K | | | B CU 74<br>F FC 90<br>B FF 91<br>F CU 76<br>B FC 90<br>B CH 83<br>4-2<br>15 G6-4-3<br>BB | | B FF 90<br>C SI 90<br>B CH 84<br>X CH 84<br>2-1 ①<br>F7 | B CH 86<br>B SI 93<br>F SI 95<br>S SI 94<br>X SI 94<br>2-2 ②③<br>G3-2-3<br>3-Hf | | | 3 | 0 | 0 | 0 | 1 | 1 | 5 |
| 15 Andy LaRoche, R (1, 5)<br>OBP: 0.372, SLG: 0.420 | | C CH 85<br>F<br>B FF 97<br>X CH 87<br>1-2<br>35 2B<br>1B | | B FC 90<br>1 SAFE<br>X FC 91<br>1-0 ①②<br>G6-4-3<br>1-2f | | F FC 91<br>1 SAFE<br>X FF 92<br>1-1 ②<br>F9 | | F SL 83<br>X SL 84<br>0-1 ①<br>G5-3 | | 4 | 1 | 1 | 0 | 0 | 0 | 2 |
| 44 Brandon Moss, L (1, 9)<br>OBP: 0.307, SLG: 0.372 | | C FF 96<br>B FF 96<br>S FF 96<br>F FF 97<br>S SL 87<br>1-3 ①<br>K | | C CU 76<br>C CU 75<br>X CH 85<br>0-2<br>1B | | B SI 90<br>B CU 74<br>S FC 91<br>F FC 92<br>X FC 92<br>2-2 ③<br>G1-3 | | C SI 89<br>X SI 90<br>0-1 ②<br>F7 | | 4 | 0 | 1 | 0 | 0 | 1 | 2 |
| 35 Jason Jaramillo, S (1, 2)<br>OBP: 0.364, SLG: 0.415 | | B FF 97<br>B FF 96<br>X FF 97<br>2-0<br>1-H<br>2B | | C CU 76<br>C FF 89<br>B FF 89<br>F SI 91<br>1 SAFE<br>C FF 91<br>1-3 ③<br>K | | | B SI 90<br>B SI 90<br>B FF 89<br>C FF 88<br>B FF 89<br>4-1<br>24 1B<br>5 1B<br>22 G3-1<br>BB | C SI 89<br>S CU 80<br>B FF 91<br>F SL 80<br>S SL 83<br>1-3 ③<br>K | | 3 | 1 | 1 | 1 | 1 | 2 | 1 |
| 5 Ramón Vázquez, L (1, 6)<br>OBP: 0.366, SLG: 0.278 | | C SL 87<br>S<br>F FF 97<br>T FF 97<br>0-2 ②<br>K | | | B CU 76<br>F CU 75<br>F FC 90<br>S FC 89<br>1-3 ①<br>K | | X SL 85<br>0-0<br>22 G3-1<br>24 1B<br>3 1B<br>1-2<br>1B | | B FF 92<br>C FF 93<br>C FF 94<br>C FF 95<br>1-3 ①<br>K | 4 | 1 | 1 | 0 | 0 | 3 | 1 |
| 45 Ian Snell, R (1, 1)<br>OBP: 0.182, SLG: 0.182<br>24 Delwyn Young, S (7, PH)<br>OBP: 0.386, SLG: 0.365<br>58 Steven Jackson, R (7, 1)<br>43 Jesse Chavez, R (8, 1)<br>16 Eric Hinske, L (9, PH)<br>OBP: 0.370, SLG: 0.400 | | F FF 95<br>B FC 89<br>C FC 91<br>F CU 77<br>B SL 86<br>B FC 91<br>F FF 91<br>S FC 90<br>3-3 ③<br>K | | | F FF 91<br>S CU 76<br>X CU 77<br>0-2<br>3 L5-4<br>22 1B<br>1B | | B FF 90<br>C FF 90<br>X FF 90<br>1-1<br>3 1B<br>22 G3-1<br>25 G3-2-3<br>1-2<br>2-3<br>1B | | B FF 95<br>F FF 94<br>X FF 95<br>1-1<br>22 1B<br>3 SF8<br>2B | 2<br>1<br>0<br>0<br>1 | 0<br>0<br>0<br>0<br>1 | 1<br>1<br>0<br>0<br>1 | 0<br>0<br>0<br>0<br>1 | 0<br>0<br>0<br>0<br>0 | 1<br>0<br>0<br>0<br>0 | 1<br>0<br>0<br>0<br>0 |
| Inning Stats | R: 0<br>E: 0<br>K: 2<br>S: 11<br>H: 1<br>LOB: 1<br>BB: 0<br>P: 17 | R: 1<br>E: 0<br>K: 3<br>S: 17<br>H: 2<br>LOB: 1<br>BB: 0<br>P: 24 | R: 0<br>E: 0<br>K: 0<br>S: 10<br>H: 0<br>LOB: 0<br>BB: 0<br>P: 14 | R: 0<br>E: 0<br>K: 1<br>S: 10<br>H: 1<br>LOB: 1<br>BB: 1<br>P: 16 | R: 0<br>E: 0<br>K: 1<br>S: 9<br>H: 2<br>LOB: 1<br>BB: 0<br>P: 12 | R: 0<br>E: 0<br>K: 0<br>S: 9<br>H: 1<br>LOB: 1<br>BB: 0<br>P: 14 | R: 2<br>E: 0<br>K: 0<br>S: 12<br>H: 3<br>LOB: 2<br>BB: 2<br>P: 25 | R: 0<br>E: 0<br>K: 1<br>S: 8<br>H: 0<br>LOB: 0<br>BB: 0<br>P: 9 | R: 1<br>E: 0<br>K: 1<br>S: 11<br>H: 2<br>LOB: 1<br>BB: 0<br>P: 16 | 1B: 10<br>2B: 3<br>3B: 0<br>HR: 0<br>SF: 1<br>SAC: 0<br>DP: 3<br>HBP: 0 | | | | | | |

# TOP

## Pittsburgh Pirates @ Houston Astros

Minute Maid Park, Houston, TX

Sun Jun 07 2009, 1:05 PM CDT
Att. 25,729 - Roof Closed - 73 F

livebaseballscorecards.com

| | |
|---|---|
| AB | 35 |
| R | 4 |
| H | 12 |
| RBI | 4 |
| BB | 3 |
| SO | 9 |
| LOB | 19 |

| PITCHER | | IP | WLS | BF | H | R | ER | SO | BB | IBB | HBP | BLK | WP | HR | S | P | ERA | WHIP |
|---|---|---|---|---|---|---|---|---|---|---|---|---|---|---|---|---|---|---|
| 52 Felipe Paulino, R<br>ERA: 6.18 | (1, 1) | 1.2 | | 8 | 3 | 1 | 1 | 4 | 0 | 0 | 0 | 0 | 1 | 0 | 23 | 33 | 5.40 | 1.800 |
| 23 Russ Ortiz, R<br>ERA: 3.96 | (2, 1) | 4.1 | | 16 | 4 | 0 | 0 | 3 | 1 | 0 | 0 | 0 | 0 | 0 | 43 | 64 | 0.00 | 1.154 |
| 48 Tim Byrdak, L<br>ERA: 3.86 | (7, 1) | 0.0 | | 3 | 2 | 2 | 2 | 0 | 1 | 0 | 0 | 0 | 0 | 0 | 4 | 9 | ∞ | ∞ |
| 47 Jeff Fulchino, R<br>ERA: 3.13 | (7, 1) | 1.0 | W | 4 | 1 | 0 | 0 | 0 | 1 | 0 | 0 | 0 | 0 | 0 | 8 | 16 | 0.00 | 2.000 |
| 43 Chris Sampson, R<br>ERA: 1.8 | (8, 1) | 1.0 | H | 3 | 0 | 0 | 0 | 1 | 0 | 0 | 0 | 0 | 0 | 0 | 8 | 9 | 0.00 | 0.000 |

| PITCHER | | IP | WLS | BF | H | R | ER | SO | BB | IBB | HBP | BLK | WP | HR | S | P | ERA | WHIP |
|---|---|---|---|---|---|---|---|---|---|---|---|---|---|---|---|---|---|---|
| 22 LaTroy Hawkins, R<br>ERA: 2.52 | (9, 1) | 1.0 | S | 5 | 2 | 1 | 1 | 1 | 0 | 0 | 0 | 0 | 0 | 0 | 11 | 16 | 9.00 | 2.000 |

# BOTTOM

## Pittsburgh Pirates @ Houston Astros

Minute Maid Park, Houston, TX

Sun Jun 07 2009, 1:05 PM CDT
Att. 25,729 - Roof Closed - 73 F

| Batter | 1 | 2 | 3 | 4 | 5 | 6 | 7 | 8 | 9 | AB | R | H | RBI | BB | SO | LOB |
|---|---|---|---|---|---|---|---|---|---|---|---|---|---|---|---|---|
| 21 Michael Bourn, L (1, 8)<br>OBP: 0.371, SLG: 0.399 | B SI 91<br>B FF 92<br>B SI 91<br>C SI 92<br>X FF 92<br>3-1<br>10<br>G5-4-3<br>1B | | B FF 92<br>C FF 94<br>B CH 86<br>F FF 94<br>X SL 82<br>2-2<br>10<br>G6-4-3<br>1B | | B SI 86<br>X FF 93<br>1-0 ③<br>F7 | | 1 SAFE<br>1 SAFE<br>1 SAFE<br>B FF 90<br>B CH 83<br>B FF 89<br>B FF 90<br>4-0<br>10<br>1B<br>1-2<br>BB | T CH 86<br>X FF 96<br>0-1 ③<br>P6 | | 4 | 0 | 2 | 0 | 1 | 0 | 4 |
| 10 Miguel Tejada, R (1, 6)<br>OBP: 0.378, SLG: 0.527 | C FF 92<br>B SL 77<br>1 SAFE<br>X SL 79<br>1-1 ①②<br>G5-4-3<br>1-2f | | F CH 86<br>S SL 82<br>1 SAFE<br>D SL 88<br>X CH 88<br>1-2 ②③<br>G6-4-3<br>1-2f | | | F SI 92<br>F FF 90<br>B CH 87<br>X CH 88<br>1-2 ①<br>G5-3 | C CH 84<br>X SI 89<br>0-1<br>1-2<br>2-H<br>1B | | | 4 | 0 | 1 | 1 | 0 | 0 | 2 |
| 9 Hunter Pence, R (1, 9)<br>OBP: 0.419, SLG: 0.525 | B CH 78<br>B SL 77<br>C FF 93<br>S SL 86<br>S CH 88<br>2-3 ③<br>K | | | F SL 85<br>F SL 83<br>D FF 89<br>X CH 86<br>1-2 ①<br>F8 | | B FF 95<br>B<br>B SL 80<br>F<br>B SI 93<br>4-1<br>45<br>S<br>45<br>1B<br>BB | F CH 83<br>B SI 91<br>C CH 84<br>S CH 83<br>1-3 ③<br>K | | | 3 | 1 | 0 | 0 | 1 | 2 | 2 |
| 45 Carlos Lee, R (1, 7)<br>OBP: 0.374, SLG: 0.528<br>2 Darin Erstad, L (8, PR)<br>OBP: 0.207, SLG: 0.192 (9, 7) | | C SI 94<br>B CH 88<br>X CH 87<br>1-1<br>E6<br>17<br>CS | | B FF 93<br>C FF 93<br>B SI 89<br>B SL 87<br>C FF 93<br>X FF 95<br>3-2 ②<br>G6-3 | | B CH 86<br>S CH 86<br>B SL 86<br>B SI 94<br>C FF 96<br>X FF 96<br>3-2 ②<br>1-H<br>1B | | C SL 81<br>B FF 90<br>F CH 84<br>D SI 85<br>B SL 84<br>B FF 91<br>4-2<br>17<br>1B<br>55<br>1B<br>BB | | 3<br>0 | 0<br>1 | 1<br>0 | 1<br>0 | 1<br>0 | 0<br>0 | 0<br>0 |
| 17 Lance Berkman, S (1, 3)<br>OBP: 0.377, SLG: 0.471 | | B SI 92<br>F SI 93<br>B CH 85<br>B SI 93<br>C SI 94<br>S SI 95<br>3-3 ①②<br>K<br>1-2 | | F CH 86<br>B FF 94<br>F SI 95<br>S SL 89<br>1-3 ③<br>K | | B CH 87<br>B SI 95<br>F SI 94<br>B SL 82<br>X SI 93<br>3-1<br>2B | | B FF 90<br>1 SAFE<br>X SI 90<br>1-0<br>55<br>1B<br>4<br>2B<br>1-2<br>1B | | 4 | 1 | 2 | 0 | 0 | 2 | 1 |
| 27 Geoff Blum, S (1, 5)<br>OBP: 0.342, SLG: 0.329 | | B FF 93<br>X FF 93<br>1-0<br>8<br>1B<br>2B | | | C CH 85<br>X SI 94<br>0-1 ①<br>F9 | F SI 94<br>D SI 87<br>X SI 95<br>1-1 ③<br>F8 | | S CH 82<br>B CH 84<br>B FF 91<br>F CH 84<br>F CH 83<br>X SI 90<br>2-2 ①<br>F9 | | 4 | 1 | 1 | 0 | 0 | 0 | 3 |
| 8 Jeff Keppinger, R (1, 4)<br>OBP: 0.345, SLG: 0.439 | | C SI 94<br>X SL 88<br>0-1<br>2-H<br>1B | | | B FF 94<br>C SI 92<br>C FF 93<br>D FF 89<br>B SI 94<br>X FF 95<br>3-2<br>55<br>2B<br>2B | | B FF 90<br>F FF 90<br>C SL 82<br>X CH 84<br>1-2 ①<br>G5-3 | C FF 95<br>B FF 95<br>F FF 96<br>F FF 95<br>S FC 90<br>1-3 ②<br>K | | 4 | 1 | 2 | 1 | 0 | 1 | 2 |
| 55 Humberto Quintero, R (1, 2)<br>OBP: 0.341, SLG: 0.425 | | 1 SAFE<br>B FF 94<br>S SL 85<br>X SL 87<br>1-1 ③<br>F9 | | | C CH 81<br>D CH 87<br>X CH 81<br>1-1<br>23<br>G6-3<br>2-H<br>2B | | C SI 91<br>S CH 84<br>B CH 84<br>B SI 91<br>X SL 82<br>2-2<br>36<br>FC4-6<br>1B | S FF 96<br>S FF 96<br>F FF 96<br>B FF 96<br>F FF 96<br>X FF 96<br>1-2<br>4<br>2B<br>1-3<br>2-H<br>1B | | 4 | 0 | 3 | 2 | 0 | 0 | 1 |
| 52 Felipe Paulino, R (1, 1)<br>OBP: 0.091, SLG: 0.091<br>23 Russ Ortiz, R (2, 1)<br>OBP: 0.231, SLG: 0.417<br>48 Tim Byrdak, L (7, 1)<br>47 Jeff Fulchino, R (7, 1)<br>36 Matt Kata, S (7, PH)<br>43 Chris Sampson, R (8, 1)<br>4 Jason Michaels, R (8, PH)<br>OBP: 0.280, SLG: 0.318<br>22 LaTroy Hawkins, R (9, 1) | | | B FF 91<br>S FF 91<br>B SI 92<br>X FF 92<br>2-1 ①<br>F9 | | C SI 94<br>B SL 82<br>F SI 92<br>X CH 87<br>1-2 ②<br>G6-3<br>2-3 | | F SI 91<br>X SI 90<br>0-1 ②<br>FC4-6<br>21<br>BB<br>10<br>1B<br>1-2f | B<br>X<br>1-0<br>1-3<br>3-H<br>2B | | 0<br>2<br>0<br>0<br>1<br>0<br>1<br>0 | 0<br>0<br>0<br>0<br>1<br>0<br>0<br>0 | 0<br>0<br>0<br>0<br>0<br>0<br>1<br>0 | 0<br>0<br>0<br>0<br>0<br>0<br>0<br>1 | 0<br>0<br>0<br>0<br>0<br>0<br>0<br>0 | 0<br>1<br>0<br>0<br>1<br>0<br>0<br>0 | 0<br>1<br>0<br>0<br>1<br>0<br>0<br>0 |
| Inning Stats | R: 0<br>E: 0<br>K: 1<br>S: 7<br>H: 1<br>LOB: 0<br>BB: 0<br>P: 13 | R: 1<br>E: 1<br>K: 1<br>S: 10<br>H: 2<br>LOB: 1<br>BB: 0<br>P: 16 | R: 0<br>E: 0<br>K: 0<br>S: 8<br>H: 1<br>LOB: 0<br>BB: 0<br>P: 13 | R: 0<br>E: 0<br>K: 1<br>S: 9<br>H: 0<br>LOB: 0<br>BB: 0<br>P: 14 | R: 1<br>E: 0<br>K: 0<br>S: 11<br>H: 2<br>LOB: 1<br>BB: 0<br>P: 17 | R: 1<br>E: 0<br>K: 0<br>S: 11<br>H: 2<br>LOB: 1<br>BB: 1<br>P: 23 | R: 1<br>E: 0<br>K: 1<br>S: 13<br>H: 2<br>LOB: 2<br>BB: 1<br>P: 21 | R: 2<br>E: 0<br>K: 1<br>S: 19<br>H: 3<br>LOB: 3<br>BB: 1<br>P: 29 | | 1B: 8<br>2B: 6<br>3B: 0<br>HR: 0<br>SF: 0<br>SAC: 0<br>DP: 3<br>HBP: 0 | | | | | | |

livebaseballscorecards.com

| | |
|---|---|
| AB | 34 |
| R | 6 |
| H | 13 |
| RBI | 6 |
| BB | 3 |
| SO | 5 |
| LOB | 17 |

| PITCHER | | IP | WLS | BF | H | R | ER | SO | BB | IBB | HBP | BLK | WP | HR | S | P | ERA | WHIP |
|---|---|---|---|---|---|---|---|---|---|---|---|---|---|---|---|---|---|---|
| 45 Ian Snell, R<br>ERA: 5.54 | (1, 1) | 6.0 | | 24 | 8 | 3 | 3 | 3 | 1 | 0 | 0 | 0 | 0 | 0 | 56 | 96 | 4.50 | 1.500 |
| 58 Steven Jackson, R<br>ERA: 6.23 | (7, 1) | 1.1 | L | 9 | 3 | 3 | 3 | 1 | 2 | 0 | 0 | 0 | 0 | 0 | 20 | 35 | 20.25 | 3.750 |
| 43 Jesse Chavez, R<br>ERA: 2.92 | (8, 1) | 0.2 | | 4 | 2 | 0 | 0 | 1 | 0 | 0 | 0 | 0 | 0 | 0 | 12 | 15 | 0.00 | 3.000 |

| PITCHER | IP | WLS | BF | H | R | ER | SO | BB | IBB | HBP | BLK | WP | HR | S | P | ERA | WHIP |
|---|---|---|---|---|---|---|---|---|---|---|---|---|---|---|---|---|---|

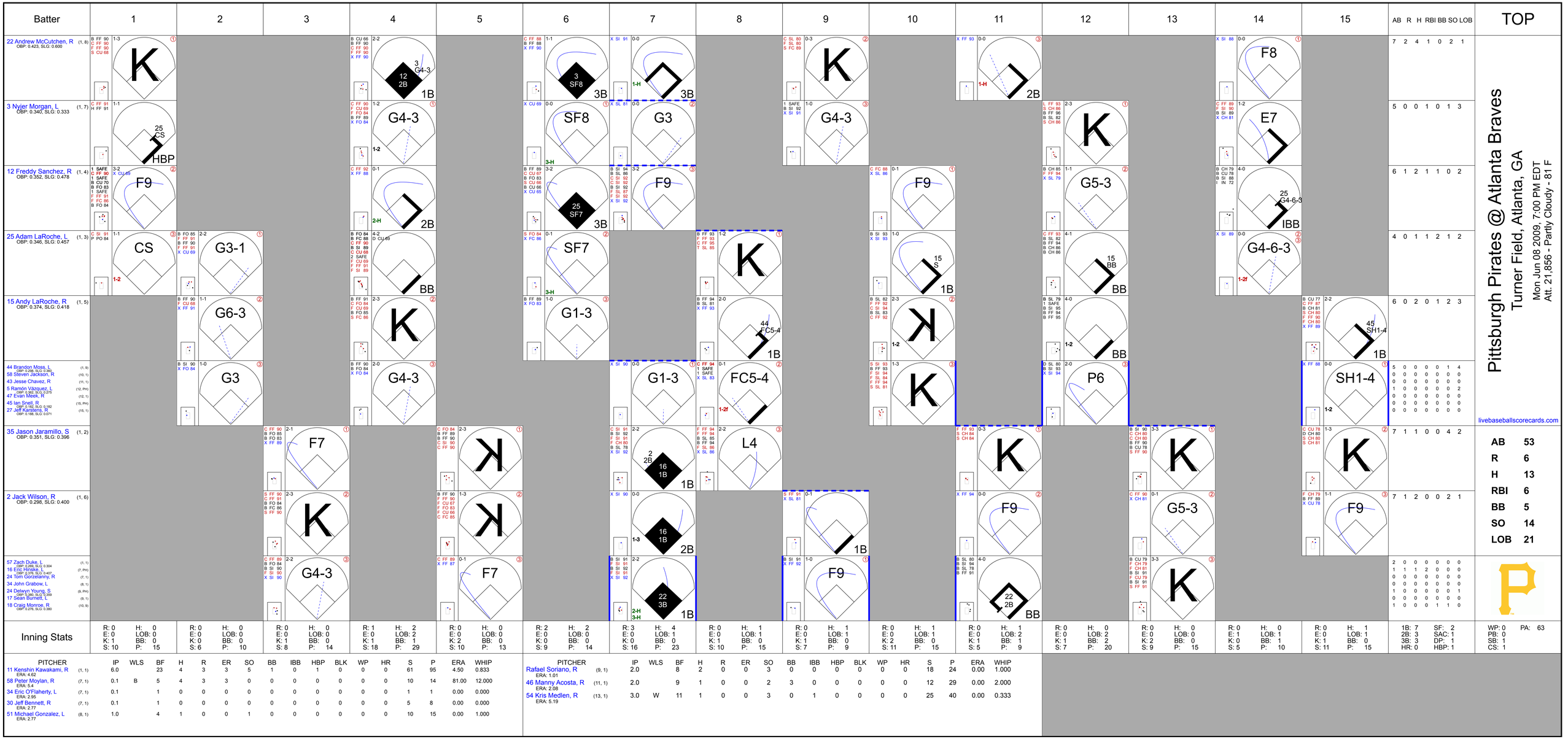
Batter
1
2
3
4
5
6
7
8
9
10
11
12
13
14
15
AB R H RBI BB SO LOB
TOP
22 Andrew McCutchen, R (1, 8)
OBP: 0.423, SLG: 0.600
7 2 4 1 0 2 1
3 Nyjer Morgan, L (1, 7)
OBP: 0.340, SLG: 0.333
5 0 0 1 0 1 3
12 Freddy Sanchez, R (1, 4)
OBP: 0.352, SLG: 0.478
6 1 2 1 1 0 2
25 Adam LaRoche, L (1, 3)
OBP: 0.346, SLG: 0.457
4 0 1 1 2 1 2
15 Andy LaRoche, R (1, 5)
OBP: 0.374, SLG: 0.418
6 0 2 0 1 2 3
44 Brandon Moss, L (1, 9)
OBP: 0.286, SLG: 0.360
58 Steven Jackson, R (10, 1)
43 Jesse Chavez, R (11, 1)
5 Ramón Vázquez, L (12, PH)
OBP: 0.382, SLG: 0.275
47 Evan Meek, R (12, 1)
45 Ian Snell, R (15, PH)
OBP: 0.182, SLG: 0.182
27 Jeff Karstens, R (15, 1)
OBP: 0.188, SLG: 0.071
5 0 0 0 0 1 4
0 0 0 0 0 0 0
0 0 0 0 0 0 0
1 0 0 0 0 0 2
0 0 0 0 0 0 0
0 0 0 0 0 0 0
0 0 0 0 0 0 0
35 Jason Jaramillo, S (1, 2)
OBP: 0.351, SLG: 0.396
7 1 1 0 0 4 2
2 Jack Wilson, R (1, 6)
OBP: 0.286, SLG: 0.400
7 1 2 0 0 2 1
57 Zach Duke, L (1, 1)
OBP: 0.269, SLG: 0.304
16 Eric Hinske, L (7, PH)
OBP: 0.376, SLG: 0.407
24 Tom Gorzelanny, R (7, 1)
34 John Grabow, L (8, 1)
24 Delwyn Young, S (9, PH)
OBP: 0.285, SLG: 0.359
17 Sean Burnett, L (9, 1)
16 Craig Monroe, R (10, 9)
OBP: 0.276, SLG: 0.380
2 0 0 0 0 0 0
1 1 1 2 0 0 0
0 0 0 0 0 0 0
0 0 0 0 0 0 0
1 0 0 0 0 0 1
0 0 0 0 0 0 0
1 0 0 0 1 1 0
Pittsburgh Pirates @ Atlanta Braves
Turner Field, Atlanta, GA
Mon Jun 08 2009, 7:00 PM EDT
Att. 21,856 - Partly Cloudy - 81 F
livebaseballscorecards.com
AB 53
R 6
H 13
RBI 6
BB 5
SO 14
LOB 21
Inning Stats
R: 0 H: 0 E: 0 LOB: 0 K: 1 BB: 0 S: 10 P: 15
R: 0 H: 0 E: 0 LOB: 0 K: 0 BB: 0 S: 6 P: 10
R: 0 H: 0 E: 0 LOB: 0 K: 1 BB: 0 S: 8 P: 14
R: 1 H: 2 E: 0 LOB: 2 K: 1 BB: 2 S: 18 P: 29
R: 0 H: 0 E: 0 LOB: 0 K: 2 BB: 0 S: 10 P: 13
R: 2 H: 2 E: 0 LOB: 0 K: 0 BB: 0 S: 9 P: 14
R: 3 H: 4 E: 0 LOB: 1 K: 0 BB: 0 S: 16 P: 23
R: 0 H: 1 E: 0 LOB: 1 K: 1 BB: 0 S: 10 P: 15
R: 0 H: 1 E: 0 LOB: 1 K: 1 BB: 0 S: 7 P: 15
R: 0 H: 1 E: 0 LOB: 1 K: 2 BB: 0 S: 11 P: 15
R: 0 H: 1 E: 0 LOB: 1 K: 1 BB: 2 S: 5 P: 9
R: 0 H: 0 E: 0 LOB: 2 K: 1 BB: 2 S: 7 P: 20
R: 0 H: 0 E: 0 LOB: 0 K: 2 BB: 0 S: 9 P: 15
R: 0 H: 0 E: 1 LOB: 1 K: 0 BB: 1 S: 5 P: 10
R: 0 H: 1 E: 0 LOB: 1 K: 1 BB: 0 S: 11 P: 15
1B: 7 SF: 2 2B: 3 SAC: 1 3B: 3 DP: 1 HR: 0 HBP: 1
WP: 0 PA: 63 PB: 0 SB: 1 CS: 1
PITCHER IP WLS BF H R ER SO BB IBB HBP BLK WP HR S P ERA WHIP
11 Kenshin Kawakami, R (1, 1) ERA: 4.62 6.0 23 4 3 3 5 1 0 1 0 0 0 0 61 95 4.50 0.833
58 Peter Moylan, R (7, 1) ERA: 5.4 0.1 B 5 4 3 3 0 0 0 0 0 0 0 10 14 81.00 12.000
34 Eric O'Flaherty, L (7, 1) ERA: 2.95 0.1 1 0 0 0 0 0 0 0 0 0 0 1 1 0.00 0.000
30 Jeff Bennett, R (7, 1) ERA: 2.77 0.1 1 0 0 0 0 0 0 0 0 0 0 5 8 0.00 0.000
51 Michael Gonzalez, L (8, 1) ERA: 2.77 1.0 4 1 0 0 1 0 0 0 0 0 0 10 15 0.00 1.000
PITCHER IP WLS BF H R ER SO BB IBB HBP BLK WP HR S P ERA WHIP
Rafael Soriano, R (9, 1) ERA: 1.01 2.0 8 2 0 0 3 0 0 0 0 0 0 18 24 0.00 1.000
46 Manny Acosta, R (11, 1) ERA: 2.08 2.0 9 1 0 0 2 3 0 0 0 0 0 12 29 0.00 2.000
54 Kris Medlen, R (13, 1) ERA: 5.19 3.0 W 11 1 0 0 3 0 1 0 0 0 0 25 40 0.00 0.333

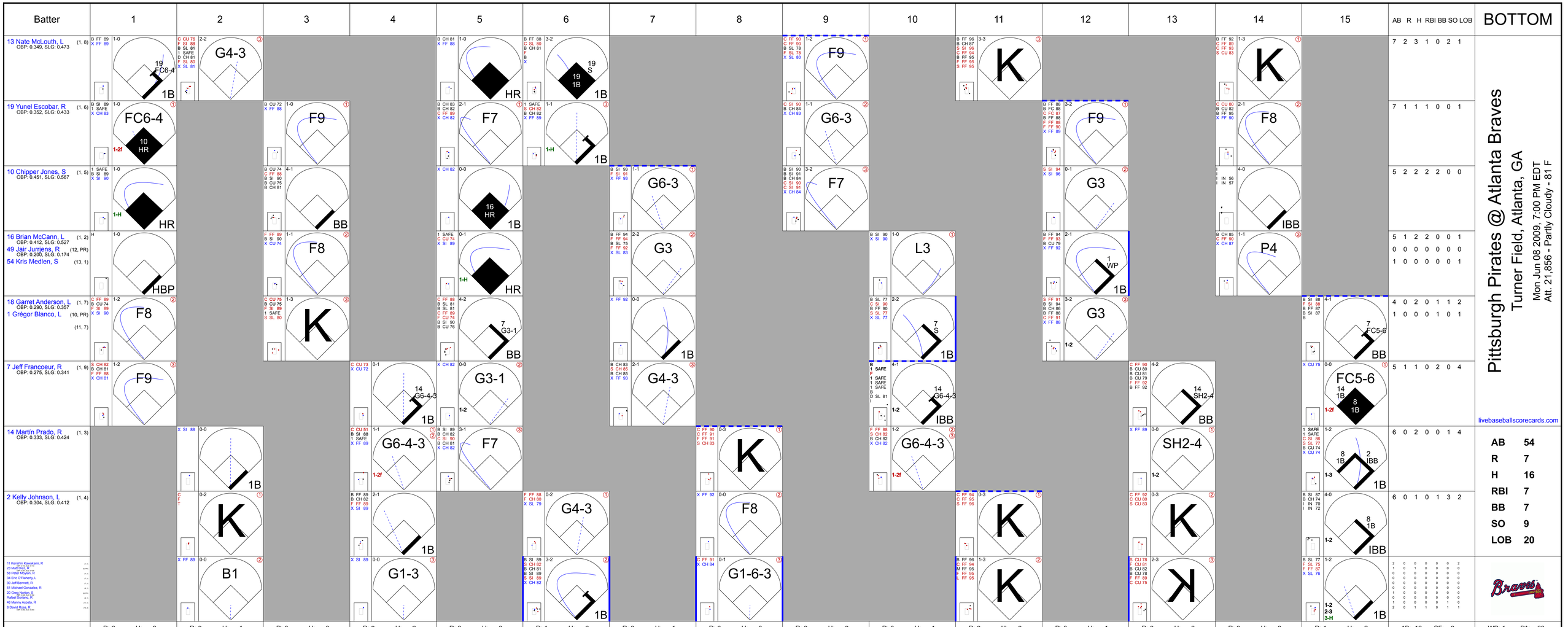
Batter
1
2
3
4
5
6
7
8
9
10
11
12
13
14
15
AB R H RBI BB SO LOB
BOTTOM
13 Nate McLouth, L (1, 8) OBP: 0.349, SLG: 0.473
19 Yunel Escobar, R (1, 6) OBP: 0.352, SLG: 0.433
10 Chipper Jones, S (1, 5) OBP: 0.451, SLG: 0.567
16 Brian McCann, L (1, 2) OBP: 0.412, SLG: 0.527
49 Jair Jurrjens, R (12, PR) OBP: 0.200, SLG: 0.174
54 Kris Medlen, S (13, 1)
18 Garret Anderson, L (1, 7) OBP: 0.290, SLG: 0.357
1 Grégor Blanco, L (10, PR) (11, 7)
7 Jeff Francoeur, R (1, 9) OBP: 0.275, SLG: 0.341
14 Martin Prado, R (1, 3) OBP: 0.333, SLG: 0.424
2 Kelly Johnson, L (1, 4) OBP: 0.304, SLG: 0.412
11 Kenshin Kawakami, R
23 Matt Diaz, R
59 Peter Moylan, R
34 Eric O'Flaherty, L
30 Jeff Bennett, R
51 Michael Gonzalez, R
20 Greg Norton, S
Rafael Soriano, R
48 Manny Acosta, R
8 David Ross, R
Pittsburgh Pirates @ Atlanta Braves
Turner Field, Atlanta, GA
Mon Jun 08 2009, 7:00 PM EDT
Att. 21,856 - Partly Cloudy - 81 F
livebaseballscorecards.com
AB 54
R 7
H 16
RBI 7
BB 7
SO 9
LOB 20
Inning Stats
PITCHER
57 Zach Duke, L (1, 1) ERA: 3.07
24 Tom Gorzelanny, L (7, 1) ERA: 5.87
34 John Grabow, L (8, 1) ERA: 3.96
17 Sean Burnett, L (9, 1) ERA: 2.77
58 Steven Jackson, R (10, 1) ERA: 5.4
43 Jesse Chavez, R (11, 1) ERA: 2.81
47 Evan Meek, R (12, 1) ERA: 3.48
27 Jeff Karstens, R (15, 1) ERA: 5.43
IP WLS BF H R ER SO BB IBB HBP BLK WP HR S P ERA WHIP
1B: 13 SF: 0
2B: 0 SAC: 1
3B: 0 DP: 2
HR: 3 HBP: 1
WP: 1 PA: 63
PB: 0
SB: 2
CS: 0

| Batter | 1 | 2 | 3 | 4 | 5 | 6 | 7 | 8 | 9 | AB | R | H | RBI | BB | SO | LOB |
|---|---|---|---|---|---|---|---|---|---|---|---|---|---|---|---|---|
| 22 Andrew McCutchen, R (1, 8)<br>OBP: 0.400, SLG: 0.552 | C SI 88<br>B SL 81<br>C SL 81<br>B SL 81<br>X SL 82<br>2-2 ① P6 | | C SI 88<br>B SL 83<br>X SL 82<br>1-1 3 G6-3 1B | | C SL 82<br>F SL 82<br>C SI 90<br>0-3 ② K | | C SL 82<br>B SL 83<br>X SL 83<br>1-1 ③ F8 | | | 4 | 0 | 1 | 0 | 0 | 1 | 0 |
| 3 Nyjer Morgan, L (1, 7)<br>OBP: 0.343, SLG: 0.336 | C SI 89<br>X SI 90<br>0-1 24 1B 25 SF7 1B | | C SL 83<br>1 SAFE<br>C SL 83<br>B SL 82<br>1 SAFE<br>X SI 89<br>1-2 ② ③ G6-3 1-2f | | B SI 89<br>F SL 82<br>X SL 83<br>1-1 24 S 1B | | | L FF 92<br>S FF 94<br>F FF 93<br>B SL 84<br>X SL 85<br>1-2 ① G5-3 | | 4 | 1 | 2 | 0 | 0 | 0 | 1 |
| 24 Delwyn Young, S (1, 4)<br>OBP: 0.387, SLG: 0.368 | B SI 89<br>C SI 89<br>C SL 82<br>1 SAFE<br>F SI 89<br>B SL 82<br>F SI 89<br>X SI 89<br>2-2 1-3 1B | | | B SL 81<br>F SI 88<br>X SI 88<br>1-1 25 G3 23 2B 1B | 1 SAFE<br>F SI 89<br>1 SAFE<br>F SL 83<br>1 SAFE<br>P PO 86<br>B SI 90<br>X CH 84<br>2-2 ③ G4-3 1-2 | | | B FF 94<br>C SL 80<br>X FF 94<br>1-1 ② G5-6-3 | | 4 | 1 | 2 | 0 | 0 | 0 | 1 |
| 25 Adam LaRoche, L (1, 3)<br>OBP: 0.340, SLG: 0.450 | X SI 89<br>0-0 ② SF7 3-H | | | X SI 88<br>0-0 ① G3 1-2 | | C SL 82<br>B SL 82<br>B SL 82<br>F SI 88<br>T SL 84<br>2-2 ① K | | C SI 83<br>F FF 95<br>F FF 95<br>B SL 85<br>S SL 84<br>1-3 ③ K | | 3 | 0 | 0 | 1 | 0 | 2 | 1 |
| 15 Andy LaRoche, R (1, 5)<br>OBP: 0.367, SLG: 0.409 | B SI 89<br>C SI 88<br>C SI 89<br>1 SAFE<br>X SL 84<br>1-2 ③ G1-3 | | | B SL 82<br>F SI 88<br>C SI 89<br>B SL 83<br>C SI 88<br>2-3 ② K | | B SL 84<br>B SI 90<br>C SL 84<br>B SI 90<br>X SI 90<br>3-1 ② G5-3 | | | B FF 93<br>S FF 93<br>F FF 93<br>X SL 84<br>1-2 ① F8 | 4 | 0 | 0 | 0 | 0 | 1 | 2 |
| 16 Eric Hinske, L (1, 9)<br>OBP: 0.381, SLG: 0.417 | | C SI 88<br>B CH 84<br>B SL 83<br>X SI 88<br>2-1 ① F9 | | C SI 89<br>B SI 89<br>B SL 83<br>B SL 83<br>B SI 89<br>4-1 23 2B BB | | F SI 90<br>B SI 90<br>C SL 84<br>B SI 86<br>X SI 90<br>2-2 2B | | | C SI 94<br>X SI 96<br>0-1 ② F9 | 3 | 1 | 1 | 0 | 1 | 0 | 0 |
| 23 Robinzon Diaz, R (1, 2)<br>OBP: 0.333, SLG: 0.415 | | C SI 88<br>C SI 89<br>B SL 83<br>X SL 83<br>1-2 ② F9 | | B SL 82<br>B SI 89<br>X SI 89<br>2-0 1-H 2-H 2B | | F SI 88<br>C SL 83<br>X SL 82<br>0-2 ③ F8 | | | B FF 94<br>F FF 93<br>B SL 84<br>X SL 82<br>2-1 E5 | 4 | 0 | 1 | 2 | 0 | 0 | 1 |
| 2 Jack Wilson, R (1, 6)<br>OBP: 0.290, SLG: 0.388 | | B SL 83<br>C SI 89<br>X SI 89<br>1-1 ③ F8 | | C SI 89<br>C SI 89<br>B FC 85<br>F SI 90<br>X SL 83<br>1-2 ③ G1-3 | | | C SI 88<br>X SI 88<br>0-1 ① G5-3 | | F FC 91<br>B FC 93<br>S FF 95<br>F FF 96<br>S FF 93<br>1-3 ③ K | 4 | 0 | 0 | 0 | 0 | 1 | 2 |
| 49 Ross Ohlendorf, R (1, 1)<br>OBP: 0.042, SLG: 0.042 | | | C SI 86<br>F SI 87<br>S SL 82<br>0-3 ① K | | C SI 87<br>X SI 88<br>0-1 ① G1-3 | | C SI 88<br>B SI 88<br>F SI 88<br>X SI 89<br>1-2 ② G6-3 | | | 3 | 0 | 0 | 0 | 0 | 1 | 0 |
| 17 Sean Burnett, L (7, 1) | | | | | | | | | | 0 | 0 | 0 | 0 | 0 | 0 | 0 |
| 43 Jesse Chavez, R (7, 1) | | | | | | | | | | 0 | 0 | 0 | 0 | 0 | 0 | 0 |
| 24 Tom Gorzelanny, R (8, 1) | | | | | | | | | | 0 | 0 | 0 | 0 | 0 | 0 | 0 |
| Inning Stats | R: 1<br>E: 0<br>K: 0<br>S: 14<br>H: 2<br>LOB: 1<br>BB: 0<br>P: 19 | R: 0<br>E: 0<br>K: 0<br>S: 7<br>H: 0<br>LOB: 0<br>BB: 0<br>P: 11 | R: 0<br>E: 0<br>K: 1<br>S: 8<br>H: 1<br>LOB: 0<br>BB: 0<br>P: 10 | R: 2<br>E: 0<br>K: 1<br>S: 12<br>H: 2<br>LOB: 1<br>BB: 1<br>P: 22 | R: 0<br>E: 0<br>K: 1<br>S: 11<br>H: 1<br>LOB: 1<br>BB: 0<br>P: 13 | R: 0<br>E: 0<br>K: 1<br>S: 11<br>H: 1<br>LOB: 1<br>BB: 0<br>P: 18 | R: 0<br>E: 0<br>K: 0<br>S: 7<br>H: 0<br>LOB: 0<br>BB: 0<br>P: 9 | R: 0<br>E: 0<br>K: 1<br>S: 10<br>H: 0<br>LOB: 0<br>BB: 0<br>P: 13 | R: 0<br>E: 1<br>K: 1<br>S: 11<br>H: 0<br>LOB: 1<br>BB: 0<br>P: 15 | 1B: 5<br>2B: 2<br>3B: 0<br>HR: 0<br>SF: 1<br>SAC: 0<br>DP: 1<br>HBP: 0 | | | | | | |

# TOP

## Pittsburgh Pirates @ Atlanta Braves

Turner Field, Atlanta, GA

Tue Jun 09 2009, 7:00 PM EDT
Att. 20,124 - Partly Cloudy - 86 F

livebaseballscorecards.com

| | |
|---|---|
| AB | 33 |
| R | 3 |
| H | 7 |
| RBI | 3 |
| BB | 1 |
| SO | 6 |
| LOB | 8 |

WP: 0 PB: 0 SB: 1 CS: 0 PA: 35

| PITCHER | | IP | WLS | BF | H | R | ER | SO | BB | IBB | HBP | BLK | WP | HR | S | P | ERA | WHIP |
|---|---|---|---|---|---|---|---|---|---|---|---|---|---|---|---|---|---|---|
| 32 Derek Lowe, R<br>ERA: 3.44 | (1, 1) | 7.0 | W | 28 | 7 | 3 | 3 | 4 | 1 | 0 | 0 | 0 | 0 | 0 | 70 | 102 | 3.86 | 1.143 |
| 51 Michael Gonzalez, L<br>ERA: 2.67 | (8, 1) | 1.0 | H | 3 | 0 | 0 | 0 | 1 | 0 | 0 | 0 | 0 | 0 | 0 | 10 | 13 | 0.00 | 0.000 |
| Rafael Soriano, R<br>ERA: 0.98 | (9, 1) | 1.0 | S | 4 | 0 | 0 | 0 | 1 | 0 | 0 | 0 | 0 | 0 | 0 | 11 | 15 | 0.00 | 0.000 |

| PITCHER | IP | WLS | BF | H | R | ER | SO | BB | IBB | HBP | BLK | WP | HR | S | P | ERA | WHIP |
|---|---|---|---|---|---|---|---|---|---|---|---|---|---|---|---|---|---|

# BOTTOM

## Pittsburgh Pirates @ Atlanta Braves

Turner Field, Atlanta, GA

Tue Jun 09 2009, 7:00 PM EDT

Att. 20,124 - Partly Cloudy - 86 F

livebaseballscorecards.com

| Batter | 1 | 2 | 3 | 4 | 5 | 6 | 7 | 8 | 9 | AB | R | H | RBI | BB | SO | LOB |
|---|---|---|---|---|---|---|---|---|---|---|---|---|---|---|---|---|
| 13 Nate McLouth, L (1, 8)<br>OBP: 0.352, SLG: 0.471 | C FF 92<br>C FF 93<br>B SI 93<br>S SL 83<br>1-3 ① K | | X SI 91<br>0-0 10 1B 19 1B 1B | | B CH 80<br>B SI 91<br>F FF 90<br>B CH 80<br>T FF 91<br>F FF 92<br>X FF 91<br>3-2 ③ F7 | | B SI 90<br>F FF 90<br>B SI 92<br>B SL 77<br>B SI 90<br>4-1 19 1B BB | | | 3 | 1 | 1 | 0 | 1 | 1 | 0 |
| 19 Yunel Escobar, R (1, 6)<br>OBP: 0.359, SLG: 0.439 | F FF 93<br>F SI 93<br>T SL 83<br>0-2 ② K | | C SI 92<br>1 SAFE<br>X SI 91<br>0-1 10 1B<br>1-2 1B | | | B FF 90<br>C FF 89<br>C SL 80<br>B SL 80<br>X SI 90<br>2-2 10 1B 16 1B 1B | X FF 94<br>0-0 10 G3-6-1 1B<br>1-2<br>2-H<br>3-H | | | 4 | 1 | 3 | 2 | 0 | 1 | 0 |
| 10 Chipper Jones, S (1, 5)<br>OBP: 0.452, SLG: 0.565 | B FF 92<br>X FF 93<br>1-0 ③ L8 | | B SI 92<br>B SI 93<br>D CH 83<br>C FF 90<br>F CH 82<br>X SI 93<br>3-2 1-3 2-H 1B | | | B FF 90<br>B SI 90<br>B FF 90<br>C SI 90<br>C SI 90<br>X FF 90<br>3-2 18 G3-6-1 16 1B 1-3 1B | X FF 95<br>0-0 ②③ G3-6-1<br>1-2f | | | 4 | 0 | 2 | 1 | 0 | 0 | 2 |
| 16 Brian McCann, L (1, 2)<br>OBP: 0.408, SLG: 0.519 | | F FF 93<br>F FF 92<br>B FF 93<br>S SL 83<br>1-3 ① K | F CH 81<br>B FF 93<br>X FF 93<br>1-1 ③ F8 | | | B SL 78<br>X FF 91<br>1-0 18 G3-6-1 1-2 3-H 1B | | B FF 91<br>B SL 75<br>C FF 92<br>F FF 92<br>X SL 83<br>2-2 ① G3 | | 4 | 0 | 1 | 1 | 0 | 1 | 2 |
| 18 Garret Anderson, L (1, 7)<br>OBP: 0.289, SLG: 0.354<br>7 Jeff Francoeur, R (9, 9)<br>OBP: 0.275, SLG: 0.341 | | B FF 93<br>B SI 92<br>C CH 82<br>F FF 92<br>B FF 93<br>X FF 93<br>3-2 23 FC5-4 1B | C CH 79<br>F CH 80<br>F SL 80<br>B SI 92<br>S SL 81<br>1-3 ① K | | | B CH 80<br>B CH 80<br>X FF 91<br>2-0 ①② G3-6-1 1-2f 2-3 | | S SL 76<br>F FF 93<br>B SL 81<br>S SL 75<br>1-3 ② K | | 4<br>0 | 0<br>0 | 1<br>0 | 0<br>0 | 0<br>0 | 2<br>0 | 2<br>0 |
| 20 Greg Norton, S (1, 3)<br>OBP: 0.298, SLG: 0.162<br>Rafael Soriano, R (9, 1) | | X SI 92<br>0-0 ② F7 | B CH 82<br>C CH 79<br>X FF 92<br>1-1 ② G3-1 | | | B CH 81<br>X CH 82<br>1-0 ③ G3-1 | | B SL 75<br>F SI 91<br>T FF 93<br>C FF 94<br>1-3 ③ K | | 4<br>0 | 0<br>0 | 0<br>0 | 0<br>0 | 0<br>0 | 1<br>0 | 2<br>0 |
| 23 Matt Diaz, R (1, 9)<br>OBP: 0.356, SLG: 0.423<br>(9, 7) | | D SL 81<br>F FF 92<br>F FF 92<br>1 SAFE<br>X FF 92<br>1-2 ③ FC5-4 1-2f | B FF 92<br>B SI 90<br>X SI 90<br>2-0 ③ G6-3 | | | | B SL 78<br>X SL 77<br>1-0 1 SH2-4 2 1B 19 1B 1B | | | 3 | 1 | 1 | 0 | 0 | 0 | 1 |
| 2 Kelly Johnson, L (1, 4)<br>OBP: 0.304, SLG: 0.411 | | | B SI 90<br>X CH 81<br>1-0 ① F9 | | F FF 92<br>B FF 92<br>S CH 82<br>X SL 83<br>1-2 ① P2 | | 1 SAFE<br>X FF 88<br>0-0 1 SH2-4 19 1B 1-2 1B | | | 3 | 1 | 1 | 0 | 0 | 0 | 0 |
| 32 Derek Lowe, R (1, 1)<br>OBP: 0.240, SLG: 0.174<br>1 Grégor Blanco, L (7, PH)<br>51 Michael Gonzalez, R (8, 1)<br>14 Martín Prado, R (9, 3)<br>OBP: 0.333, SLG: 0.424 | | | X FF 90<br>0-0 ② P6 | | C FF 92<br>B FF 93<br>X FF 91<br>1-1 ② G5-3 | | B FF 89<br>L FF 88<br>X SI 89<br>1-1 ① SH2-4 1-2 2-3 | | | 2<br>0<br>0<br>0 | 0<br>0<br>0<br>0 | 0<br>0<br>0<br>0 | 0<br>0<br>0<br>0 | 0<br>0<br>0<br>0 | 0<br>0<br>0<br>0 | 0<br>0<br>0<br>0 |
| Inning Stats | R: 0<br>E: 0<br>K: 2<br>S: 7<br>H: 0<br>LOB: 0<br>BB: 0<br>P: 9 | R: 0<br>E: 0<br>K: 1<br>S: 10<br>H: 1<br>LOB: 1<br>BB: 0<br>P: 15 | R: 1<br>E: 0<br>K: 0<br>S: 10<br>H: 3<br>LOB: 2<br>BB: 0<br>P: 15 | R: 0<br>E: 0<br>K: 1<br>S: 7<br>H: 0<br>LOB: 0<br>BB: 0<br>P: 11 | R: 0<br>E: 0<br>K: 0<br>S: 9<br>H: 0<br>LOB: 0<br>BB: 0<br>P: 14 | R: 1<br>E: 0<br>K: 0<br>S: 9<br>H: 3<br>LOB: 1<br>BB: 0<br>P: 18 | R: 2<br>E: 0<br>K: 0<br>S: 7<br>H: 3<br>LOB: 1<br>BB: 1<br>P: 13 | R: 0<br>E: 0<br>K: 2<br>S: 9<br>H: 0<br>LOB: 0<br>BB: 0<br>P: 13 | | 1B: 10<br>2B: 0<br>3B: 0<br>HR: 0<br>SF: 0<br>SAC: 1<br>DP: 2<br>HBP: 0 | | | WP: 0<br>PB: 0<br>SB: 0<br>CS: 0<br>PA: 33 | |

| | AB | 31 |
|---|---|---|
| | R | 4 |
| | H | 10 |
| | RBI | 4 |
| | BB | 1 |
| | SO | 6 |
| | LOB | 9 |

| PITCHER | | IP | WLS | BF | H | R | ER | SO | BB | IBB | HBP | BLK | WP | HR | S | P | ERA | WHIP |
|---|---|---|---|---|---|---|---|---|---|---|---|---|---|---|---|---|---|---|
| 49 Ross Ohlendorf, R<br>ERA: 4.82 | (1, 1) | 6.0 | | 25 | 8 | 3 | 3 | 4 | 0 | 0 | 0 | 0 | 0 | 0 | 53 | 84 | 4.50 | 1.333 |
| 17 Sean Burnett, L<br>ERA: 3.08 | (7, 1) | 0.1 | L | 3 | 1 | 0 | 0 | 0 | 1 | 0 | 0 | 0 | 0 | 0 | 4 | 9 | 0.00 | 6.000 |
| 43 Jesse Chavez, R<br>ERA: 2.73 | (7, 1) | 0.2 | B | 2 | 1 | 1 | 1 | 0 | 0 | 0 | 0 | 0 | 0 | 0 | 2 | 2 | 13.50 | 1.500 |
| 24 Tom Gorzelanny, L<br>ERA: 5.19 | (8, 1) | 1.0 | | 3 | 0 | 0 | 0 | 2 | 0 | 0 | 0 | 0 | 0 | 0 | 9 | 13 | 0.00 | 0.000 |

| PITCHER | IP | WLS | BF | H | R | ER | SO | BB | IBB | HBP | BLK | WP | HR | S | P | ERA | WHIP |
|---|---|---|---|---|---|---|---|---|---|---|---|---|---|---|---|---|---|

| Batter | 1 | 2 | 3 | 4 | 5 | 6 | 7 | 8 | 9 | AB | R | H | RBI | BB | SO | LOB |
|---|---|---|---|---|---|---|---|---|---|---|---|---|---|---|---|---|
| 22 Andrew McCutchen, R (1, 8)<br>OBP: 0.343, SLG: 0.471 | B FF 90<br>C SI 90<br>F SL 78<br>S FF 93<br>1-3 **K** ① | C CH 82<br>B SL 79<br>S SL 79<br>S FF 93<br>1-3 **K** ③ | | B FF 93<br>X CH 84<br>1-0 **P3** ② | | | C SI 90<br>B CH 82<br>F CH 83<br>D CH 84<br>X CH 84<br>2-2 **G4-3** ①<br>1-2 | | C SI 92<br>F SL 85<br>X SL 86<br>0-2 **G5-3** ① | 5 | 0 | 0 | 0 | 0 | 2 | 2 |
| 3 Nyjer Morgan, L (1, 7)<br>OBP: 0.344, SLG: 0.338 | C FF 90<br>C SL 78<br>F FF 92<br>X FF 93<br>0-2 15 HBP 25 S 1B | | C FF 88<br>X FF 89<br>0-1 12 1B 25 FC4-6 1B | C FF 90<br>C CH 82<br>B SL 77<br>F CH 83<br>B FF 92<br>F CH 83<br>S SL 79<br>2-3 **K** ③ | | | B FF 90<br>C FF 90<br>F SL 85<br>F SL 83<br>F SL 85<br>X FF 90<br>1-2 **G2-3** ② | | C SI 92<br>X SI 94<br>0-1 **B2-3** ② | 5 | 1 | 2 | 0 | 0 | 1 | 1 |
| 12 Freddy Sanchez, R (1, 4)<br>OBP: 0.357, SLG: 0.483 | 1 SAFE<br>B SL 81<br>1 SAFE<br>1 SAFE<br>B SI 91<br>X SI 91<br>2-0 **F9** ② | | 1 SAFE<br>B SL 76<br>1 SAFE<br>F FF 91<br>X CH 82<br>1-1 25 FC4-6<br>1-3 1B | | C CH 80<br>C SI 91<br>F FF 91<br>B SL 77<br>F SL 79<br>B CH 82<br>F SL 77<br>F FF 92<br>X FF 92<br>2-2 **F8** ① | | I<br>I IN 62<br>I IN 64<br>I IN 62<br>4-0 15 BB 25 1B IBB | | B SI 94<br>B CU 82<br>C SI 92<br>X SI 93<br>2-1 15 BB 2B | 4 | 0 | 2 | 0 | 1 | 0 | 1 |
| 25 Adam LaRoche, L (1, 3)<br>OBP: 0.346, SLG: 0.449 | B FF 90<br>1 SAFE<br>C FF 91<br>1 SAFE<br>S CH 84<br>B FF 93<br>B CH 84<br>F CH 84<br>B SL 79<br>4-2 15 HBP<br>1-2 BB | | B CH 83<br>F CH 83<br>1 SAFE<br>F SI 93<br>X FF 93<br>1-2 **FC4-6** ①<br>15 FC3-6<br>1-2f<br>3-H | | B FF 91<br>X FF 90<br>1-0 **G4-3** ② | | B FF 90<br>C SL 84<br>C FF 91<br>X SL 84<br>1-2 15 BB 1B<br>1-2<br>2-H | | I IN 85<br>I IN 86<br>I IN 86<br>I IN 86<br>4-0 15 BB IBB | 3 | 0 | 1 | 2 | 2 | 0 | 1 |
| 15 Andy LaRoche, R (1, 5)<br>OBP: 0.372, SLG: 0.404 | H FF 91<br>1-0 HBP<br>1-2<br>2-3 | | F SI 92<br>B SI 93<br>X SL 79<br>1-1 **FC3-6** ②<br>44 BB 35 1B<br>1-2f | | X FF 92<br>0-0 **G6-3** ③ | | B SI 90<br>B SL 76<br>B SI 90<br>C SI 90<br>B SI 90<br>4-1 **BB**<br>1-2<br>2-3 | | B SI 92<br>D SL 87<br>C SL 85<br>B FF 92<br>C SI 92<br>F SI 92<br>B SL 87<br>4-2 **BB**<br>1-2<br>2-3 | 2 | 1 | 0 | 0 | 2 | 0 | 1 |
| 44 Brandon Moss, L (1, 9)<br>OBP: 0.297, SLG: 0.354<br>34 John Grabow, L (7, 1)<br>16 Eric Hinske, L (9, PH)<br>OBP: 0.378, SLG: 0.412<br>55 Matt Capps, R (9, 1) | C CH 83<br>C FF 92<br>F FF 93<br>S CH 83<br>0-3 **K** ③ | | B FF 91<br>B SI 89<br>D CH 84<br>B FF 91<br>4-0 35 1B<br>1-2 BB | | | B FF 91<br>B FF 90<br>F FF 89<br>F SI 90<br>B CH 84<br>S CH 84<br>3-3 **K** ① | X SI 91<br>0-0 **G3-1** ③ | | C SI 94<br>F SI 93<br>C SI 93<br>0-3 **K** ③ | 3<br>0<br>1<br>0 | 0<br>0<br>0<br>0 | 0<br>0<br>0<br>0 | 0<br>0<br>0<br>0 | 1<br>0<br>0<br>0 | 2<br>0<br>1<br>0 | 6<br>0<br>3<br>0 |
| 35 Jason Jaramillo, S (1, 2)<br>OBP: 0.356, SLG: 0.394 | | B FF 88<br>C FF 90<br>F SI 90<br>B SL 78<br>B CH 83<br>B FF 91<br>4-2 57 SH1-4 BB | C SI 91<br>D CH 83<br>S CH 83<br>X CH 83<br>1-2 **1B**<br>1-3<br>2-H | | | C FF 90<br>B SI 92<br>F FF 90<br>F FF 90<br>F SI 92<br>F FF 91<br>B CH 84<br>B FF 92<br>X FF 92<br>3-2 **F8** ② | | S SI 90<br>B SI 91<br>X SI 91<br>1-1 **L3** ① | | 3 | 0 | 1 | 1 | 1 | 0 | 0 |
| 2 Jack Wilson, R (1, 6)<br>OBP: 0.282, SLG: 0.378 | | F FF 91<br>B FF 90<br>F SL 79<br>F FF 91<br>F CH 82<br>B SL 78<br>B FF 93<br>F FF 92<br>X FF 92<br>3-2 **F8** ①<br>C SL 80<br>X CH 83<br>0-1 **G5-3** ③ | | | | C FF 92<br>B FF 91<br>C FF 92<br>F FF 94<br>F CH 83<br>S FF 93<br>1-3 **K** ③ | | F SI 90<br>B SI 92<br>S SL 77<br>B SL 80<br>F SL 77<br>F SI 91<br>X SI 90<br>2-2 **G1-3** ② | | 4 | 0 | 0 | 0 | 0 | 1 | 3 |
| 37 Charlie Morton, R (1, 1)<br>57 Zach Duke, L (2, PH)<br>OBP: 0.269, SLG: 0.304<br>27 Jeff Karstens, R (2, 1)<br>OBP: 0.176, SLG: 0.067<br>17 Sean Burnett, L (6, 1)<br>18 Craig Monroe, R (7, PH)<br>OBP: 0.282, SLG: 0.375 (7, 9) | | X FF 92<br>0-0 **SH1-4** ②<br>1-2 | | C FF 88<br>C SI 90<br>S SL 78<br>0-3 **K** ① | | | H SL 80<br>1-0 22 G4-3 25 1B HBP | | B SL 76<br>C SI 90<br>B SI 91<br>C SI 91<br>X SL 79<br>2-2 **P6** ③ | 0<br>0<br>1<br>0<br>1 | 0<br>0<br>0<br>0<br>1 | 0<br>0<br>0<br>0<br>0 | 0<br>0<br>0<br>0<br>0 | 0<br>0<br>1<br>0<br>0 | 0<br>0<br>0<br>0<br>0 | 0<br>0<br>0<br>0<br>0 |

# TOP

# Pittsburgh Pirates @ Atlanta Braves

Turner Field, Atlanta, GA

Wed Jun 10 2009, 7:00 PM EDT

Att. 21,610 - Partly Cloudy - 79 F

livebaseballscorecards.com

| | |
|---|---|
| AB | 32 |
| R | 3 |
| H | 6 |
| RBI | 3 |
| BB | 7 |
| SO | 8 |
| LOB | 18 |

| Inning Stats | 1 | 2 | 3 | 4 | 5 | 6 | 7 | 8 | 9 |
|---|---|---|---|---|---|---|---|---|---|
| | R: 0<br>E: 0<br>K: 2<br>S: 16 | H: 1<br>LOB: 3<br>BB: 1<br>P: 24 | R: 0<br>E: 0<br>K: 1<br>S: 12 | H: 0<br>LOB: 1<br>BB: 1<br>P: 20 | R: 2<br>E: 0<br>K: 0<br>S: 14 | H: 3<br>LOB: 2<br>BB: 1<br>P: 22 | R: 0<br>E: 0<br>K: 2<br>S: 9 | H: 0<br>LOB: 0<br>BB: 0<br>P: 12 | R: 0<br>E: 0<br>K: 0<br>S: 9 | H: 0<br>LOB: 0<br>BB: 0<br>P: 12 |
| | R: 0<br>E: 0<br>K: 2<br>S: 14 | H: 0<br>LOB: 0<br>BB: 0<br>P: 21 | R: 1<br>E: 0<br>K: 0<br>S: 13 | H: 1<br>LOB: 3<br>BB: 2<br>P: 26 | R: 0<br>E: 0<br>K: 0<br>S: 10 | H: 0<br>LOB: 0<br>BB: 0<br>P: 15 | R: 0<br>E: 0<br>K: 1<br>S: 13 | H: 1<br>LOB: 3<br>BB: 2<br>P: 23 | | |

| | | | |

# Pittsburgh Pirates @ Atlanta Braves

Turner Field, Atlanta, GA

Wed Jun 10 2009, 7:00 PM EDT

Att. 21,610 - Partly Cloudy - 79 F

livebaseballscorecards.com

BOTTOM

| Batter | 1 | 2 | 3 | 4 | 5 | 6 | 7 | 8 | 9 | AB | R | H | RBI | BB | SO | LOB |
|---|---|---|---|---|---|---|---|---|---|---|---|---|---|---|---|---|
| 13 Nate McLouth, L (1, 8) OBP: 0.350, SLG: 0.472 | B FF 93<br>C FF 93<br>X FF 90<br>1-1 ① G6-3 | | F SI 90<br>C SI 91<br>B CH 81<br>X CH 79<br>1-2 2B | | | C SI 88<br>C CU 70<br>B SI 92<br>F SL 76<br>F SI 89<br>X CH 80<br>1-2 ① F8 | | X FF 91<br>0-0 ② B1-3 | | 4 | 0 | 1 | 0 | 0 | 0 | 0 |
| 19 Yunel Escobar, R (1, 6) OBP: 0.362, SLG: 0.446 | C FF 94<br>B CU 81<br>C CU 80<br>X FF 94<br>1-2 10 FC6-4 1B | | B SL 82<br>C SI 90<br>X SL 77<br>1-1 ③ P3 | | | B SI 90<br>B CU 72<br>C SI 87<br>X CU 68<br>2-1 16 2B 2B | | F CH 82<br>C CH 84<br>B CH 84<br>X FF 91<br>1-2 ③ F9 | | 4 | 1 | 2 | 0 | 0 | 0 | 1 |
| 10 Chipper Jones, S (1, 5) OBP: 0.443, SLG: 0.552 | F FF 94<br>X FF 93<br>0-1 ② FC6-4 1-2f | | | X SI 89<br>0-0 ① F9 | | C CH 77<br>B SI 90<br>X SI 90<br>1-1 ② F7 | | | F FF 95<br>B SI 95<br>B CH 89<br>X FF 94<br>2-1 ① F7 | 4 | 0 | 0 | 0 | 0 | 0 | 2 |
| 16 Brian McCann, L (1, 2) OBP: 0.410, SLG: 0.533 | B FF 94<br>B CH 83<br>C SI 90<br>X FF 94<br>2-1 ③ P6 | | | F FF 89<br>B SI 90<br>B CH 78<br>F SI 87<br>B CH 77<br>X SI 89<br>3-2 2B | | B SI 89<br>X SI 87<br>1-0 2-H 2B | | | B SI 95<br>F FF 94<br>S CH 89<br>B FF 96<br>F FF 94<br>X FF 93<br>2-2 ② G4-3 | 4 | 0 | 2 | 1 | 0 | 0 | 1 |
| 18 Garret Anderson, L (1, 7) OBP: 0.288, SLG: 0.373 | | X SI 88<br>0-0 ① G5-3 | | C SI 89<br>X CH 78<br>0-1 ② P5 | | C SL 75<br>B FF 91<br>B SL 77<br>X SI 90<br>2-1 ③ P6 | | | B SI 94<br>X FF 93<br>1-0 HR | 4 | 1 | 1 | 1 | 0 | 0 | 2 |
| 20 Greg Norton, S (1, 3) OBP: 0.275, SLG: 0.146 | | C SI 91<br>B CH 79<br>B SI 87<br>F SI 88<br>F CH 76<br>F CH 78<br>X SI 90<br>2-2 ② G4-3 | | C SI 89<br>X SI 89<br>0-1 ③ F8 | | | C FF 89<br>F FF 89<br>S FF 90<br>0-3 ① K | | B SI 94<br>S SI 93<br>B FF 94<br>X FF 94<br>2-1 ③ F9 | 4 | 0 | 0 | 0 | 0 | 1 | 1 |
| 7 Jeff Francoeur, R (1, 9) OBP: 0.272, SLG: 0.336 | | F SI 90<br>X SL 82<br>0-1 ③ F8 | | | F SI 89<br>F CU 69<br>B FF 90<br>F CU 69<br>X FF 89<br>1-2 ① L5 | | B FF 91<br>X CH 82<br>1-0 ② G5-3 | | | 3 | 0 | 0 | 0 | 0 | 0 | 0 |
| 2 Kelly Johnson, L (1, 4) OBP: 0.300, SLG: 0.404 | | | C SI 88<br>B CH 78<br>X CH 76<br>1-1 ① G4-3 | | X SI 90<br>0-0 ② F7 | | C FF 92<br>B CH 83<br>F CH 84<br>F SL 84<br>S CH 83<br>1-3 ③ K | | | 3 | 0 | 0 | 0 | 0 | 1 | 0 |
| 49 Jair Jurrjens, R (1, 1) OBP: 0.185, SLG: 0.160 | | | C FF 88<br>X SI 87<br>0-1 ② G1-3 | | B FF 89<br>C SI 87<br>C SI 87<br>B CU 71<br>X SI 85<br>2-2 ③ G4-3 | | | C FF 89<br>B CH 83<br>X CH 83<br>1-1 ① F9 | | 2 | 0 | 0 | 0 | 0 | 0 | 0 |
| 34 Eric O'Flaherty, L (7, 1) | | | | | | | | | | 0 | 0 | 0 | 0 | 0 | 0 | 0 |
| 58 Peter Moylan, R (7, 1) | | | | | | | | | | 0 | 0 | 0 | 0 | 0 | 0 | 0 |
| 23 Matt Diaz, R (8, PH) OBP: 0.353, SLG: 0.419 | | | | | | | | | | 1 | 0 | 0 | 0 | 0 | 0 | 0 |
| 30 Jeff Bennett, R (9, 1) | | | | | | | | | | 0 | 0 | 0 | 0 | 0 | 0 | 0 |
| Inning Stats | R: 0<br>E: 0<br>K: 0<br>S: 9<br>H: 1<br>LOB: 1<br>BB: 0<br>P: 13 | R: 0<br>E: 0<br>K: 0<br>S: 8<br>H: 0<br>LOB: 0<br>BB: 0<br>P: 10 | R: 0<br>E: 0<br>K: 0<br>S: 9<br>H: 1<br>LOB: 1<br>BB: 0<br>P: 12 | R: 0<br>E: 0<br>K: 0<br>S: 8<br>H: 1<br>LOB: 1<br>BB: 0<br>P: 11 | R: 0<br>E: 0<br>K: 0<br>S: 8<br>H: 0<br>LOB: 0<br>BB: 0<br>P: 11 | R: 1<br>E: 0<br>K: 0<br>S: 12<br>H: 2<br>LOB: 1<br>BB: 0<br>P: 19 | R: 0<br>E: 0<br>K: 2<br>S: 8<br>H: 0<br>LOB: 0<br>BB: 0<br>P: 10 | R: 0<br>E: 0<br>K: 0<br>S: 6<br>H: 0<br>LOB: 0<br>BB: 0<br>P: 8 | R: 1<br>E: 0<br>K: 0<br>S: 9<br>H: 1<br>LOB: 0<br>BB: 0<br>P: 16 | 1B: 1<br>2B: 4<br>3B: 0<br>HR: 1<br>SF: 0<br>SAC: 0<br>DP: 0<br>HBP: 0 | | | | | | |

| | AB | 33 |
|---|---|---|
| | R | 2 |
| | H | 6 |
| | RBI | 2 |
| | BB | 0 |
| | SO | 2 |
| | LOB | 7 |

WP: 0 PB: 0 SB: 0 CS: 0 PA: 33

| PITCHER | | IP | WLS | BF | H | R | ER | SO | BB | IBB | HBP | BLK | WP | HR | S | P | ERA | WHIP |
|---|---|---|---|---|---|---|---|---|---|---|---|---|---|---|---|---|---|---|
| 37 Charlie Morton, R ERA: | (1, 1) | 1.0 | | 4 | 1 | 0 | 0 | 0 | 0 | 0 | 0 | 0 | 0 | 0 | 9 | 13 | 0.00 | 1.000 |
| 27 Jeff Karstens, R ERA: 5.16 | (2, 1) | 4.2 | W | 18 | 4 | 1 | 1 | 0 | 0 | 0 | 0 | 0 | 0 | 0 | 43 | 59 | 1.93 | 0.857 |
| 17 Sean Burnett, L ERA: 3.04 | (6, 1) | 0.1 | H | 1 | 0 | 0 | 0 | 0 | 0 | 0 | 0 | 0 | 0 | 0 | 2 | 4 | 0.00 | 0.000 |
| 34 John Grabow, L ERA: 3.67 | (7, 1) | 2.0 | H | 6 | 0 | 0 | 0 | 2 | 0 | 0 | 0 | 0 | 0 | 0 | 14 | 18 | 0.00 | 0.000 |
| 55 Matt Capps, R ERA: 5.49 | (9, 1) | 1.0 | S | 4 | 1 | 1 | 1 | 0 | 0 | 0 | 0 | 0 | 0 | 1 | 9 | 16 | 9.00 | 1.000 |

| PITCHER | IP | WLS | BF | H | R | ER | SO | BB | IBB | HBP | BLK | WP | HR | S | P | ERA | WHIP |
|---|---|---|---|---|---|---|---|---|---|---|---|---|---|---|---|---|---|

# Pittsburgh Pirates @ Atlanta Braves

Turner Field, Atlanta, GA

Thu Jun 11 2009, 1:00 PM EDT

Att. 29,331 - Partly Cloudy - 86 F

livebaseballscorecards.com

| Batter | 1 | 2 | 3 | 4 | 5 | 6 | 7 | 8 | 9 | AB | R | H | RBI | BB | SO | LOB |
|---|---|---|---|---|---|---|---|---|---|---|---|---|---|---|---|---|
| 22 Andrew McCutchen, R (1, 8)<br>OBP: 0.333, SLG: 0.447 | B FF 91<br>C FF 88<br>B FF 91<br>F FF 91<br>S FF 92<br>2-3 ① **K** | | C SL 84<br>X SI 91<br>0-1 ③ **F8** | | | C CH 80<br>C CU 68<br>B SL 86<br>B SI 93<br>S FF 93<br>2-3 ② **K** | | | C FC 89<br>C FC 89<br>F FF 92<br>X FC 89<br>0-2<br>12 G1-3<br>3 SH2-4<br>15 1B<br>1B | 4 | 1 | 1 | 0 | 0 | 2 | 0 |
| 3 Nyjer Morgan, L (1, 7)<br>OBP: 0.340, SLG: 0.333 | C FF 90<br>C FF 91<br>S FF 91<br>0-3 ② **K** | | | B FF 90<br>S CH 82<br>C CU 70<br>S CH 74<br>1-3 ① **K** | | C CU 75<br>X CH 76<br>0-1 ③ **G3** | | | 1 SAFE<br>X SI 92<br>0-0 ① **SH2-4**<br>1-2 | 3 | 0 | 0 | 0 | 0 | 2 | 0 |
| 12 Freddy Sanchez, R (1, 4)<br>OBP: 0.352, SLG: 0.475 | C FF 92<br>F FF 92<br>C FF 92<br>0-3 ③ **K** | | | C SI 92<br>B CH 78<br>F CH 78<br>B CH 80<br>X SL 84<br>2-2 ② **G6-3** | | | C CU 75<br>X SL 83<br>0-1 **E6**<br>15 SH1-3 | | C SL 84<br>F FF 88<br>X FF 92<br>0-2 ② **G1-3**<br>2-3 | 4 | 0 | 0 | 0 | 0 | 1 | 1 |
| 25 Adam LaRoche, L (1, 3)<br>OBP: 0.344, SLG: 0.442 | | X FF 90<br>0-0 ① **G4-3** | | C FF 91<br>B CH 80<br>S CH 77<br>B FF 93<br>B FF 92<br>X CU 71<br>3-2 ③ **L1** | | | B FF 88<br>B CH 81<br>F CU 75<br>1 SAFE<br>F FF 88<br>F SL 82<br>B CH 75<br>F SL 84<br>X CU 72<br>3-2 ① **F8** | | I IN 67<br>I IN 72<br>I IN 72<br>I IN 67<br>4-0<br>15 DI<br>15 1B<br>IBB | 3 | 1 | 0 | 0 | 1 | 0 | 1 |
| 15 Andy LaRoche, R (1, 5)<br>OBP: 0.376, SLG: 0.408 | | B FF 90<br>C SI 90<br>X FF 91<br>1-1 **1B** | | | C CH 80<br>X FF 90<br>0-1 ① **F9** | | X FF 91<br>0-0 ② **SH1-3**<br>1-2 | | F FF 90<br>C FC 90<br>B FF 94<br>B SL 83<br>F FF 90<br>F FF 94<br>B SL 84<br>X SL 83<br>3-2<br>24 1B<br>1-H<br>3-H<br>1B | 3 | 0 | 2 | 2 | 0 | 0 | 0 |
| 24 Delwyn Young, S (1, 9)<br>OBP: 0.392, SLG: 0.417 | | F SI 90<br>S FF 90<br>B FF 91<br>F FF 91<br>B FF 92<br>T FF 93<br>2-2 ② **K** | | | B CH 75<br>C CU 74<br>B FF 92<br>X FF 92<br>2-2 **HR** | | F SL 86<br>B CH 78<br>F SL 87<br>B FF 93<br>C FF 93<br>2-3 ③ **K** | | B SI 92<br>S SI 91<br>X SI 91<br>1-1<br>1-3<br>1B | 4 | 1 | 2 | 1 | 0 | 2 | 2 |
| 23 Robinzon Diaz, R (1, 2)<br>OBP: 0.315, SLG: 0.391 | | 1 SAFE<br>C SI 91<br>B SL 84<br>F FF 92<br>F FF 92<br>B FF 93<br>S CU 69<br>2-3 ③ **K** | | | F SL 84<br>B FF 92<br>F FF 92<br>F CU 67<br>B SL 87<br>B SL 78<br>X FF 92<br>3-2 ② **F9** | | | L FF 90<br>F FF 92<br>S FF 93<br>0-3 ① **K** | B FF 91<br>F SL 81<br>X FF 89<br>1-1 ③ **F9** | 4 | 0 | 0 | 0 | 0 | 2 | 3 |
| 2 Jack Wilson, R (1, 6)<br>OBP: 0.276, SLG: 0.370 | | | S SL 85<br>B FF 89<br>C FF 91<br>B SL 86<br>F SL 86<br>S CH 77<br>2-3 ① **K** | | C CU 75<br>B SI 92<br>F CU 74<br>B SL 84<br>S FF 92<br>2-3 ③ **K** | | | C SI 91<br>S FF 94<br>X SL 86<br>0-2 ② **G6-3** | | 3 | 0 | 0 | 0 | 0 | 2 | 0 |
| 28 Paul Maholm, L (1, 1)<br>OBP: 0.207, SLG: 0.231<br>44 Brandon Moss, L (8, PH)<br>OBP: 0.295, SLG: 0.352<br>58 Steven Jackson, R (8, 1)<br>55 Matt Capps, R (9, 1) | | | C FF 90<br>F FF 90<br>X CH 79<br>0-2 ② **G3** | | | C SL 83<br>B CH 77<br>B SI 91<br>S FF 91<br>F SI 92<br>B SI 91<br>X FF 91<br>3-2 ① **F8** | | F FF 93<br>B FF 93<br>B FF 93<br>C CU 72<br>S FF 92<br>2-3 ③ **K** | | 2 | 0 | 0 | 0 | 0 | 0 | 0<br>1<br>0<br>0 |
| Inning Stats | R: 0<br>E: 0<br>K: 3<br>S: 9<br>H: 0<br>LOB: 0<br>BB: 0<br>P: 11 | R: 0<br>E: 0<br>K: 2<br>S: 11<br>H: 1<br>LOB: 1<br>BB: 0<br>P: 16 | R: 0<br>E: 0<br>K: 1<br>S: 9<br>H: 0<br>LOB: 0<br>BB: 0<br>P: 11 | R: 0<br>E: 0<br>K: 1<br>S: 9<br>H: 0<br>LOB: 0<br>BB: 0<br>P: 15 | R: 1<br>E: 0<br>K: 1<br>S: 12<br>H: 1<br>LOB: 0<br>BB: 0<br>P: 19 | R: 0<br>E: 0<br>K: 1<br>S: 9<br>H: 0<br>LOB: 0<br>BB: 0<br>P: 14 | R: 0<br>E: 1<br>K: 1<br>S: 11<br>H: 0<br>LOB: 1<br>BB: 0<br>P: 16 | R: 0<br>E: 0<br>K: 2<br>S: 9<br>H: 0<br>LOB: 0<br>BB: 0<br>P: 11 | R: 2<br>E: 0<br>K: 0<br>S: 17<br>H: 3<br>LOB: 2<br>BB: 1<br>P: 26 | 1B: 4<br>2B: 0<br>3B: 0<br>HR: 1<br>SF: 0<br>SAC: 2<br>DP: 0<br>HBP: 0 | | | | | | WP: 0<br>PB: 0<br>SB: 0<br>CS: 0<br>PA: 34 |

| PITCHER | | IP | WLS | BF | H | R | ER | SO | BB | IBB | HBP | BLK | WP | HR | S | P | ERA | WHIP |
|---|---|---|---|---|---|---|---|---|---|---|---|---|---|---|---|---|---|---|
| 33 Javier Vazquez, R<br>ERA: 3.31 | (1, 1) | 8.0 | | 27 | 2 | 1 | 1 | 12 | 0 | 0 | 0 | 0 | 0 | 1 | 79 | 113 | 1.12 | 0.250 |
| Rafael Soriano, R<br>ERA: 1.57 | (9, 1) | 1.0 | L | 7 | 3 | 2 | 2 | 0 | 0 | 1 | 0 | 0 | 0 | 0 | 17 | 26 | 18.00 | 3.000 |

| PITCHER | IP | WLS | BF | H | R | ER | SO | BB | IBB | HBP | BLK | WP | HR | S | P | ERA | WHIP |
|---|---|---|---|---|---|---|---|---|---|---|---|---|---|---|---|---|---|

| | |
|---|---|
| AB | 31 |
| R | 3 |
| H | 5 |
| RBI | 3 |
| BB | 1 |
| SO | 12 |
| LOB | 7 |

# Pittsburgh Pirates @ Atlanta Braves

Turner Field, Atlanta, GA

Thu Jun 11 2009, 1:00 PM EDT

Att. 29,331 - Partly Cloudy - 86 F

livebaseballscorecards.com

## BOTTOM

| Batter | 1 | 2 | 3 | 4 | 5 | 6 | 7 | 8 | 9 | AB | R | H | RBI | BB | SO | LOB |
|---|---|---|---|---|---|---|---|---|---|---|---|---|---|---|---|---|
| 13 Nate McLouth, L (1, 8)<br>OBP: 0.348, SLG: 0.464 | C FF 87<br>X FF 88<br>0-1 ① F7 | | B CU 75<br>B SI 89<br>B FF 90<br>B FF 88<br>4-0 BB | | F FF 90<br>X SI 90<br>0-1 ② G4-3 | | C SL 81<br>S SL 80<br>S FF 90<br>0-3 ② K | | | 3 | 0 | 0 | 0 | 1 | 1 | 1 |
| 19 Yunel Escobar, R (1, 6)<br>OBP: 0.355, SLG: 0.437 | B SI 87<br>C FF 88<br>X CH 84<br>1-1 ② G6-3 | | C CH 84<br>C FF 90<br>B<br>D SI 89<br>C SL 80<br>2-3 ③ K | | C CU 75<br>B SL 81<br>C SI 89<br>B FF 91<br>F SI 90<br>S SL 81<br>2-3 ③ K | | B SI 90<br>F SL 82<br>F FF 91<br>X FF 91<br>1-2 ③ F8 | | | 4 | 0 | 0 | 0 | 0 | 2 | 2 |
| 10 Chipper Jones, S (1, 5)<br>OBP: 0.434, SLG: 0.538 | B FF 88<br>X CH 83<br>1-0 ③ G5-3 | | | C CU 73<br>F FF 89<br>B SL 79<br>B SL 79<br>X FF 89<br>2-2 ① P3 | | B CH 83<br>X SI 87<br>1-0 ① G6-3 | | B FF 90<br>B FF 90<br>B FF 90<br>C SI 90<br>X SI 90<br>3-1 ① L4 | | 4 | 0 | 0 | 0 | 0 | 0 | 0 |
| 25 Barbaro Canizares, R (1, 3)<br>OBP: 0.250, SLG: 0.250 | | B SI 86<br>B FF 88<br>F FF 86<br>C SI 88<br>C CU 74<br>2-3 ① K | | B FF 90<br>X SI 89<br>1-0 ② G5-3 | | X FF 89<br>0-0 23 G4-3 1B | | B SL 82<br>C FF 91<br>C SL 82<br>S CH 83<br>1-3 ② K | | 4 | 0 | 1 | 0 | 0 | 2 | 0 |
| 23 Matt Diaz, R (1, 7)<br>OBP: 0.350, SLG: 0.413 | | S FF 88<br>S CH 85<br>B SI 86<br>B SI 89<br>S SL 81<br>2-3 ② K | | S CH 84<br>B SI 86<br>C SI 89<br>B FF 91<br>X FF 91<br>2-2 E6 7 S 7 1B | | C CU 74<br>F CU 74<br>X SI 90<br>0-2 ② G4-3<br>1-2 | | B SL 84<br>X SL 81<br>1-0 7 S 1B | | 4 | 1 | 1 | 0 | 0 | 1 | 1 |
| 7 Jeff Francoeur, R (1, 9)<br>OBP: 0.280, SLG: 0.341 | | B SI 86<br>X CU 75<br>1-0 1B | | B SI 90<br>X CH 85<br>1-0 8 S 1-H 1B | | B SI 89<br>D SL 81<br>B SI 88<br>B FF 88<br>4-0 BB | | 1 SAFE<br>B SI 91<br>1 SAFE<br>C SI 89<br>F CH 82<br>X CH 82<br>1-2 ③ G6-3<br>1-2 | | 3 | 0 | 2 | 1 | 1 | 0 | 1 |
| 8 David Ross, R (1, 2)<br>OBP: 0.390, SLG: 0.478<br>1 Grégor Blanco, L (9, PH) | B FF 89<br>C CH 84<br>C CU 74<br>F FF 90<br>F SI 90<br>S SL 80<br>1-3 ③ K | | C CU 75<br>S FF 89<br>B FF 90<br>B CU 76<br>F CU 76<br>F SL 82<br>B FF 91<br>B FF 89<br>4-2 BB | | S CH 84<br>B FF 90<br>2 SAFE<br>F CU 74<br>B SI 90<br>B FF 90<br>X SL 82<br>3-2 ③ P4 | | | C SI 93<br>B SI 92<br>X SI 93<br>1-1 ① G6-3 | | 2<br>1 | 0<br>0 | 0<br>0 | 0<br>0 | 1<br>0 | 1<br>0 | 3<br>0 |
| 2 Kelly Johnson, L (1, 4)<br>OBP: 0.299, SLG: 0.406 | | | B SI 88<br>F SI 89<br>B CU 78<br>B SI 89<br>F SI 89<br>S FF 90<br>3-3 ① K | B CU 76<br>X SL 80<br>1-0 ③ G4-3 | | | X SI 88<br>0-0 33 SH2-4 2B | | T SI 94<br>F SI 94<br>B FF 94<br>F FF 94<br>F SI 94<br>F SL 83<br>X CH 88<br>1-2 ② G3-1 | 4 | 0 | 1 | 0 | 0 | 1 | 2 |
| 33 Javier Vazquez, R (1, 1)<br>OBP: 0.125, SLG: 0.174<br>Rafael Soriano, R (9, 1)<br>16 Brian McCann, L (9, PH)<br>OBP: 0.407, SLG: 0.529 | | | C SI 88<br>S SI 88<br>S SL 81<br>0-3 ② K2-3 | | B FF 88<br>B SI 87<br>C FF 88<br>F SI 88<br>B FF 89<br>X FF 88<br>3-2 ① G1-3 | | X SI 87<br>0-0 ① SH2-4<br>2-3 | | B SI 95<br>F SI 94<br>F SL 84<br>F SI 95<br>B CH 87<br>B SL 84<br>F FF 95<br>F SI 93<br>S SL 84<br>3-3 ③ K | 2<br>0<br>1 | 0<br>0<br>0 | 0<br>0<br>0 | 0<br>0<br>0 | 0<br>0<br>0 | 1<br>0<br>1 | 0<br>0<br>0 |
| Inning Stats | R: 0<br>E: 0<br>K: 0<br>S: 5<br>H: 0<br>LOB: 0<br>BB: 0<br>P: 7 | R: 0<br>E: 0<br>K: 3<br>S: 12<br>H: 1<br>LOB: 1<br>BB: 0<br>P: 18 | R: 0<br>E: 0<br>K: 3<br>S: 9<br>H: 0<br>LOB: 1<br>BB: 1<br>P: 18 | R: 1<br>E: 1<br>K: 0<br>S: 13<br>H: 1<br>LOB: 2<br>BB: 1<br>P: 24 | R: 0<br>E: 0<br>K: 1<br>S: 9<br>H: 0<br>LOB: 0<br>BB: 0<br>P: 14 | R: 0<br>E: 0<br>K: 0<br>S: 8<br>H: 1<br>LOB: 2<br>BB: 1<br>P: 16 | R: 0<br>E: 0<br>K: 1<br>S: 8<br>H: 1<br>LOB: 1<br>BB: 0<br>P: 9 | R: 0<br>E: 0<br>K: 1<br>S: 9<br>H: 1<br>LOB: 1<br>BB: 0<br>P: 15 | R: 0<br>E: 0<br>K: 1<br>S: 14<br>H: 0<br>LOB: 0<br>BB: 0<br>P: 19 | 1B: 4<br>2B: 1<br>3B: 0<br>HR: 0<br>SF: 0<br>SAC: 1<br>DP: 0<br>HBP: 0 | | | | | | WP: 0<br>PB: 0<br>SB: 3<br>CS: 0<br>PA: 36 | |

| | AB | 32 |
|---|---|---|
| | R | 1 |
| | H | 5 |
| | RBI | 1 |
| | BB | 3 |
| | SO | 10 |
| | LOB | 10 |

| PITCHER | IP | WLS | BF | H | R | ER | SO | BB | IBB | HBP | BLK | WP | HR | S | P | ERA | WHIP |
|---|---|---|---|---|---|---|---|---|---|---|---|---|---|---|---|---|---|
| 28 Paul Maholm, L (1, 1)<br>ERA: 3.61 | 7.0 | | 29 | 4 | 1 | 0 | 8 | 3 | 0 | 0 | 0 | 0 | 0 | 64 | 106 | 0.00 | 1.000 |
| 58 Steven Jackson, R (8, 1)<br>ERA: 4.5 | 1.0 | W | 4 | 1 | 0 | 0 | 1 | 0 | 0 | 0 | 0 | 0 | 0 | 9 | 15 | 0.00 | 1.000 |
| 55 Matt Capps, R (9, 1)<br>ERA: 5.23 | 1.0 | S | 3 | 0 | 0 | 0 | 1 | 0 | 0 | 0 | 0 | 0 | 0 | 14 | 19 | 0.00 | 0.000 |

| PITCHER | IP | WLS | BF | H | R | ER | SO | BB | IBB | HBP | BLK | WP | HR | S | P | ERA | WHIP |
|---|---|---|---|---|---|---|---|---|---|---|---|---|---|---|---|---|---|

# Detroit Tigers @ Pittsburgh Pirates

PNC Park, Pittsburgh, PA

Fri Jun 12 2009, 7:05 PM EDT

Att. 18,369 - Cloudy - 72 F

TOP

livebaseballscorecards.com

| Batter | 1 | 2 | 3 | 4 | 5 | 6 | 7 | 8 | 9 | AB | R | H | RBI | BB | SO | LOB |
|---|---|---|---|---|---|---|---|---|---|---|---|---|---|---|---|---|
| 28 Curtis Granderson, L (1, 8)<br>OBP: 0.338, SLG: 0.480 | C FF 91<br>S SL 80<br>X FF 92<br>0-2 ① P5 | C SL 82<br>F FF 93<br>D SL 89<br>S SL 84<br>1-3 ③ K | | | B SL 81<br>X FF 93<br>1-0 ② F8 | B SL 82<br>X FF 94<br>1-0 ③ F7 | | | B SI 89<br>B SI 88<br>B SI 90<br>B SI 90<br>4-0 25 PB 14 SH1-3 BB | 4 | 0 | 0 | 0 | 1 | 1 | 4 |
| 14 Placido Polanco, R (1, 4)<br>OBP: 0.313, SLG: 0.364 | B FF 90<br>B FF 92<br>B CH 88<br>C FF 90<br>X FF 90<br>3-1 2B | C FF 90<br>C SL 79<br>B SL 83<br>B SL 82<br>X FF 91<br>2-2 24 1B 2B | | | B SL 80<br>C FF 92<br>F SL 87<br>B SL 84<br>X SL 86<br>2-2 32 BB 1B | | C FF 89<br>X SL 80<br>0-1 24 G6-3 32 SH1-3 1B | | 1 SAFE<br>X SI 90<br>0-0 ① SH1-3<br>1-2 | 4 | 0 | 4 | 0 | 0 | 0 | 0 |
| 32 Don Kelly, L (1, 7)<br>25 Ryan Raburn, R (9, PH)<br>OBP: 0.313, SLG: 0.394<br>(9, 9) | B CH 84<br>B FF 93<br>B FF 93<br>C FF 93<br>F FF 93<br>X FF 93<br>3-2 ② F8 | | X FF 94<br>0-0 ① P5 | | B FF 92<br>1 SAFE<br>B FF 91<br>1 SAFE<br>B FF 92<br>B SI 93<br>4-0 1-2 BB | | X FF 90<br>0-0 ① SH1-3<br>1-2 | | S SI 89<br>B SI 90<br>B SI 89<br>C SI 90<br>B CH 85<br>S SI 90<br>3-3 ② K<br>2-3 | 2<br>1 | 0<br>0 | 0<br>0 | 0<br>0 | 1<br>0 | 0<br>1 | 2<br>1 |
| 24 Miguel Cabrera, R (1, 3)<br>OBP: 0.397, SLG: 0.530 | X SL 87<br>0-0 ③ F9 | | B FF 94<br>X SL 87<br>1-0 30 G5-4-3<br>2-3 1B | | X SL 88<br>0-0 ③ G6-3 | | B FF 92<br>C FF 92<br>X SL 87<br>1-1 ② G6-3<br>2-3 | | I IN 65<br>I IN 69<br>I IN 66<br>I IN 68<br>4-0 30 FC5-4 IBB | 4 | 0 | 1 | 0 | 1 | 0 | 4 |
| 30 Magglio Ordonez, R (1, 9)<br>OBP: 0.355, SLG: 0.345<br>56 Fernando Rodney, R (9, 1) | | F FF 92<br>B SL 80<br>B SL 91<br>X FF 93<br>2-1 39 1B 12 S 48 1B 1B | D SL 85<br>1 SAFE<br>X SL 90<br>1-0 ② ③ G5-4-3<br>1-2f | | | X FF 93<br>0-0 ① G4-3 | B SL 82<br>B FF 90<br>F FF 93<br>X SL 81<br>2-1 ③ G6-3 | | X FF 90<br>0-0 ③ FC5-4<br>1-2f | 5<br>0 | 1<br>0 | 1<br>0 | 0<br>0 | 0<br>0 | 0<br>0 | 5<br>0 |
| 15 Brandon Inge, R (1, 5)<br>OBP: 0.374, SLG: 0.517 | | F FF 92<br>B SL 79<br>1 SAFE<br>B FF 92<br>X CH 84<br>2-1 ① F7 | | B FF 93<br>B FF 93<br>X FF 92<br>2-1 ① F9 | | C FF 91<br>C SL 81<br>B FF 90<br>S SL 84<br>1-3 ② K2-3 | | X FF 89<br>0-0 HR | | 4 | 1 | 1 | 1 | 0 | 1 | 1 |
| 12 Gerald Laird, R (1, 2)<br>OBP: 0.328, SLG: 0.320 | | B SL 84<br>C SL 80<br>B FF 94<br>F SL 79<br>F SL 87<br>C SL 82<br>2-3 ② K<br>1-2 | | X FF 93<br>0-0 ② G4-3 | | B FF 91<br>X FF 91<br>1-0 48 1B 2B | | F FF 90<br>L CH 84<br>S CH 84<br>0-3 ① K | | 4 | 1 | 1 | 0 | 0 | 2 | 1 |
| 39 Ramon Santiago, S (1, 6)<br>OBP: 0.327, SLG: 0.474 | | X FF 93<br>0-0 48 1B<br>2-3 1B | | X FF 91<br>0-0 ③ G4-3 | | B FF 92<br>B FF 92<br>I IN 60<br>I IN 62<br>4-0 48 1B IBB | | B FF 91<br>S CH 83<br>X CH 83<br>1-1 ② B1-3 | | 3 | 0 | 1 | 0 | 1 | 0 | 0 |
| 48 Rick Porcello, R (1, 1)<br>OBP: 0.667, SLG: 0.667<br>33 Marcus Thames, R (8, PH)<br>OBP: 0.333, SLG: 0.500<br>31 Zach Miner, R (8, 1)<br>13 Josh Anderson, L (9, 7)<br>OBP: 0.289, SLG: 0.330 | | B FF 93<br>F FF 92<br>1 SAFE<br>B FF 93<br>F FF 92<br>X SL 80<br>2-2 1-2 3-H 1B | | | B FF 90<br>F CH 88<br>B SL 89<br>B FA 89<br>C FF 90<br>S CH 89<br>3-3 ① K | D FF 92<br>B FF 91<br>X FF 91<br>2-0 1-3 2-H 1B | | F FF 90<br>S CH 83<br>F CH 84<br>B CH 83<br>X CH 84<br>1-2 ③ F9 | 3<br>1<br>0<br>0 | 0<br>0<br>0<br>0 | 2<br>0<br>0<br>0 | 2<br>0<br>0<br>0 | 0<br>0<br>0<br>0 | 1<br>0<br>0<br>0 | 0<br>0<br>0<br>0 |

| Inning Stats | 1 | 2 | 3 | 4 | 5 | 6 | 7 | 8 | 9 |
|---|---|---|---|---|---|---|---|---|---|
| | R: 0<br>E: 0<br>K: 0<br>S: 9 | R: 1<br>E: 0<br>K: 2<br>S: 15 | R: 0<br>E: 0<br>K: 0<br>S: 6 | R: 0<br>E: 0<br>K: 0<br>S: 4 | R: 0<br>E: 0<br>K: 1<br>S: 8 | R: 1<br>E: 0<br>K: 1<br>S: 7 | R: 0<br>E: 0<br>K: 0<br>S: 7 | R: 1<br>E: 0<br>K: 1<br>S: 10 | R: 0<br>E: 0<br>K: 1<br>S: 5 |
| | H: 1<br>LOB: 1<br>BB: 0<br>P: 15 | H: 3<br>LOB: 2<br>BB: 0<br>P: 24 | H: 2<br>LOB: 1<br>BB: 0<br>P: 10 | H: 0<br>LOB: 0<br>BB: 0<br>P: 6 | H: 1<br>LOB: 2<br>BB: 1<br>P: 18 | H: 2<br>LOB: 2<br>BB: 1<br>P: 16 | H: 1<br>LOB: 1<br>BB: 0<br>P: 10 | H: 1<br>LOB: 0<br>BB: 0<br>P: 12 | H: 0<br>LOB: 2<br>BB: 2<br>P: 16 |

| | |
|---|---|
| AB | 35 |
| R | 3 |
| H | 11 |
| RBI | 3 |
| BB | 4 |
| SO | 6 |
| LOB | 18 |

1B: 7 SF: 0 WP: 0 PA: 41
2B: 3 SAC: 2 PB: 1
3B: 0 DP: 1 SB: 1
HR: 1 HBP: 0 CS: 0

| PITCHER | IP | WLS | BF | H | R | ER | SO | BB | IBB | HBP | BLK | WP | HR | S | P | ERA | WHIP |
|---|---|---|---|---|---|---|---|---|---|---|---|---|---|---|---|---|---|
| 45 Ian Snell, R (1, 1)<br>ERA: 5.25 | 7.0 | L | 32 | 10 | 2 | 2 | 4 | 1 | 1 | 0 | 0 | 0 | 0 | 56 | 99 | 2.57 | 1.571 |
| 34 John Grabow, L (8, 1)<br>ERA: 3.86 | 1.0 | | 4 | 1 | 1 | 1 | 1 | 0 | 0 | 0 | 0 | 0 | 1 | 10 | 12 | 9.00 | 1.000 |
| 17 Sean Burnett, L (9, 1)<br>ERA: 2.96 | 0.2 | | 4 | 0 | 0 | 0 | 1 | 1 | 1 | 0 | 0 | 0 | 0 | 4 | 15 | 0.00 | 1.500 |
| 58 Steven Jackson, R (9, 1)<br>ERA: 4.26 | 0.1 | | 1 | 0 | 0 | 0 | 0 | 0 | 0 | 0 | 0 | 0 | 0 | 1 | 1 | 0.00 | 0.000 |

| PITCHER | IP | WLS | BF | H | R | ER | SO | BB | IBB | HBP | BLK | WP | HR | S | P | ERA | WHIP |
|---|---|---|---|---|---|---|---|---|---|---|---|---|---|---|---|---|---|

# Detroit Tigers @ Pittsburgh Pirates

PNC Park, Pittsburgh, PA

Fri Jun 12 2009, 7:05 PM EDT

Att. 18,369 - Cloudy - 72 F

## BOTTOM

| Batter | 1 | 2 | 3 | 4 | 5 | 6 | 7 | 8 | 9 | AB | R | H | RBI | BB | SO | LOB |
|---|---|---|---|---|---|---|---|---|---|---|---|---|---|---|---|---|
| 22 Andrew McCutchen, R (1, 8) OBP: 0.326, SLG: 0.429 | C SI 89<br>C FF 92<br>B SI 95<br>B CU 76<br>F SI 92<br>X SI 94<br>2-2 ① G5-3 | | B CU 79<br>X SI 93<br>1-0 ② FC5-2<br>2-3<br>3-H | | | C SI 88<br>B CU 78<br>B CU 76<br>F SI 89<br>F SI 90<br>F SI 91<br>F CU 78<br>B FF 91<br>F SI 90<br>3-2 ① F7<br>X SI 89 | | B FF 92<br>B FF 93<br>B FF 92<br>C FF 91<br>X FF 92<br>3-1 3 G4-6-3 1B | | 4 | 0 | 1 | 0 | 0 | 0 | 2 |
| 3 Nyjer Morgan, L (1, 7) OBP: 0.339, SLG: 0.332 | C SI 92<br>X SI 93<br>0-1 ② G6-3 | | D SI 92<br>F FF 93<br>B FF 92<br>X SI 93<br>2-1 ③ G1-3 | | | X SI 86<br>0-0 12 S 12 2B 1B | | B FF 92<br>X FF 92<br>1-0 ②③ G4-6-3<br>1-2f | | 4 | 1 | 1 | 0 | 0 | 0 | 3 |
| 12 Freddy Sanchez, R (1, 4) OBP: 0.350, SLG: 0.475 | F SI 92<br>X SI 92<br>0-1 ③ G1-3 | | | C SI 90<br>F CU 78<br>F SI 93<br>B CU 73<br>X SI 92<br>1-2 ① G5-3 | | C CU 77<br>B CU 79<br>X SI 91<br>1-1 1-H 2B | | | C CH 82<br>X SI 94<br>0-1 ① F8 | 4 | 0 | 1 | 1 | 0 | 0 | 0 |
| 25 Adam LaRoche, L (1, 3) OBP: 0.351, SLG: 0.450 | | C FF 91<br>B CU 74<br>B SI 90<br>S SI 90<br>X SI 92<br>2-2 15 L3 1B | | X CU 72<br>0-0 ② L3 | | B SI 91<br>D CH 81<br>B FF 92<br>B SI 90<br>4-0 15 G6-4-3 BB | | | F SI 95<br>F CH 83<br>B FF 96<br>X CH 83<br>1-2 15 G3-1 2B | 3 | 0 | 2 | 0 | 1 | 0 | 0 |
| 15 Andy LaRoche, R (1, 5) OBP: 0.369, SLG: 0.400 | | B SI 92<br>X SI 91<br>1-0 ①② L3<br>1-1 | | B SI 92<br>F SI 90<br>B CU 78<br>B SI 90<br>F SI 90<br>X SI 90<br>3-2 ③ G3-1 | | D CU 79<br>C SI 91<br>X SI 91<br>1-1 ②③ G6-4-3<br>1-2f | | | F FF 95<br>F CH 81<br>X FF 95<br>0-2 ② G3-1<br>2-3 | 4 | 0 | 0 | 0 | 0 | 0 | 4 |
| 44 Brandon Moss, L (1, 9) OBP: 0.289, SLG: 0.343 | | B SI 89<br>T SI 90<br>B CH 78<br>S FF 91<br>F SI 93<br>S SI 94<br>2-3 ③ K | | | B CH 79<br>X SI 90<br>1-0 ① F7 | | B SI 88<br>C SI 87<br>X CH 77<br>1-1 ① G4-3 | | C CH 84<br>S CH 81<br>S CH 84<br>0-3 ③ K | 4 | 0 | 0 | 0 | 0 | 2 | 1 |
| 35 Jason Jaramillo, S (1, 2) OBP: 0.364, SLG: 0.402 | | | C SI 90<br>B CU 74<br>F SI 92<br>B CU 74<br>X SI 92<br>2-2 2 1B 22 FC5-2 1B | | B SI 90<br>X SI 90<br>1-0 1B | | C SI 86<br>B CU 74<br>B CU 73<br>C SI 87<br>X SI 89<br>2-2 ② G4-3 | | | 3 | 0 | 2 | 0 | 0 | 0 | 0 |
| 2 Jack Wilson, R (1, 6) OBP: 0.277, SLG: 0.369 | | | B SI 92<br>X SI 92<br>1-0 22 FC5-2 45 SH2-4<br>1-3 1B | | B FF 91<br>X FF 92<br>1-0 ② P3 | | B SI 87<br>C SI 86<br>B SI 87<br>B SI 87<br>F CH 85<br>X SI 89<br>3-2 ③ G6-3 | | | 3 | 0 | 1 | 0 | 0 | 0 | 1 |
| 45 Ian Snell, R (1, 1) OBP: 0.174, SLG: 0.174<br>34 John Grabow, L (8, 1)<br>24 Delwyn Young, S (8, PH) OBP: 0.388, SLG: 0.411<br>17 Sean Burnett, L (9, 1)<br>58 Steven Jackson, R (9, 1) | | | M SI 91<br>X FF 92<br>0-1 ① SH2-4<br>1-2 | | B FF 92<br>C SI 92<br>S SI 91<br>B SI 92<br>F SI 90<br>B SI 92<br>F SI 91<br>S SI 90<br>3-3 ③ K | | | B CU 71<br>F SI 92<br>F CH 80<br>B SL 82<br>X CH 80<br>2-2 ① G3 | | 1<br>0<br>1<br>0<br>0 | 0<br>0<br>0<br>0<br>0 | 0<br>0<br>0<br>0<br>0 | 0<br>0<br>0<br>0<br>0 | 1<br>0<br>0<br>0<br>0 | 1<br>0<br>0<br>0<br>0 |
| Inning Stats | R: 0<br>E: 0<br>K: 0<br>S: 8<br>H: 0<br>LOB: 0<br>BB: 0<br>P: 10 | R: 0<br>E: 0<br>K: 1<br>S: 8<br>H: 1<br>LOB: 0<br>BB: 0<br>P: 13 | R: 0<br>E: 0<br>K: 0<br>S: 9<br>H: 2<br>LOB: 2<br>BB: 0<br>P: 15 | R: 0<br>E: 0<br>K: 0<br>S: 8<br>H: 0<br>LOB: 0<br>BB: 0<br>P: 12 | R: 0<br>E: 0<br>K: 1<br>S: 8<br>H: 1<br>LOB: 1<br>BB: 0<br>P: 14 | R: 1<br>E: 0<br>K: 0<br>S: 12<br>H: 2<br>LOB: 1<br>BB: 1<br>P: 21 | R: 0<br>E: 0<br>K: 0<br>S: 8<br>H: 0<br>LOB: 0<br>BB: 0<br>P: 14 | R: 0<br>E: 0<br>K: 0<br>S: 6<br>H: 1<br>LOB: 0<br>BB: 0<br>P: 12 | R: 0<br>E: 0<br>K: 1<br>S: 11<br>H: 1<br>LOB: 1<br>BB: 0<br>P: 12 | 1B: 6<br>2B: 3<br>3B: 0<br>HR: 0 | SF: 0<br>SAC: 1<br>DP: 3<br>HBP: 0 | | | WP: 0<br>PB: 0<br>SB: 1<br>CS: 0 | PA: 33 | | |

livebaseballscorecards.com

| | |
|---|---|
| AB | 31 |
| R | 1 |
| H | 8 |
| RBI | 1 |
| BB | 1 |
| SO | 3 |
| LOB | 12 |

| PITCHER | IP | WLS | BF | H | R | ER | SO | BB | IBB | HBP | BLK | WP | HR | S | P | ERA | WHIP |
|---|---|---|---|---|---|---|---|---|---|---|---|---|---|---|---|---|---|
| 48 Rick Porcello, R (1, 1) ERA: 3.71 | 7.0 | W | 26 | 6 | 1 | 1 | 2 | 1 | 0 | 0 | 0 | 0 | 0 | 61 | 99 | 1.29 | 1.000 |
| 31 Zach Miner, R (8, 1) ERA: 4.62 | 1.0 | H | 3 | 1 | 0 | 0 | 0 | 0 | 0 | 0 | 0 | 0 | 0 | 6 | 12 | 0.00 | 1.000 |
| 56 Fernando Rodney, R (9, 1) ERA: 4.5 | 1.0 | S | 4 | 1 | 0 | 0 | 1 | 0 | 0 | 0 | 0 | 0 | 0 | 11 | 12 | 0.00 | 1.000 |

| PITCHER | IP | WLS | BF | H | R | ER | SO | BB | IBB | HBP | BLK | WP | HR | S | P | ERA | WHIP |
|---|---|---|---|---|---|---|---|---|---|---|---|---|---|---|---|---|---|

# Detroit Tigers @ Pittsburgh Pirates

PNC Park, Pittsburgh, PA

Sat Jun 13 2009, 7:05 PM EDT

Att. 31,411 - Cloudy - 75 F

livebaseballscorecards.com

| Batter | 1 | 2 | 3 | 4 | 5 | 6 | 7 | 8 | 9 | AB | R | H | RBI | BB | SO | LOB |
|---|---|---|---|---|---|---|---|---|---|---|---|---|---|---|---|---|
| 25 Ryan Raburn, R (1, 8)<br>OBP: 0.333, SLG: 0.446 | C SI 89<br>B CH 84<br>X CH 83<br>1-1<br>14 G6-3 1B | | 1 SAFE<br>F SI 89<br>B FF 89<br>B CU 74<br>B CH 82<br>F SI 90<br>1 SAFE<br>B FF 90<br>4-2<br>33 SF8 14 1B BB<br>1-2 | | B SI 89<br>C CU 74<br>X SI 89<br>1-1<br>HR | | | C SI 86<br>C FF 87<br>B CU 77<br>F CU 72<br>B SI 88<br>F SI 88<br>X FF 87<br>2-2 ①<br>P2 | | 3 | 1 | 2 | 1 | 1 | 0 | 0 |
| 14 Placido Polanco, R (1, 4)<br>OBP: 0.312, SLG: 0.362 | B SI 90<br>B FF 90<br>C SI 90<br>X SI 90<br>2-1 ①②<br>G6-3<br>1-2f | | C CH 82<br>X FF 88<br>0-1<br>1-2<br>2-3<br>1B | | C SI 89<br>B CH 82<br>X SI 89<br>1-1 ②<br>G6-3 | | | C FF 88<br>B FF 88<br>C CU 73<br>B SI 88<br>X SI 88<br>2-2 ②<br>G6-3 | | 4 | 0 | 1 | 0 | 0 | 0 | 1 |
| 33 Marcus Thames, R (1, 7)<br>OBP: 0.333, SLG: 0.575<br>45 Ryan Perry, R (5, 1)<br>44 Bobby Seay, L (7, 1)<br>32 Don Kelly, L (8, PH)<br>37 Brandon Lyon, R (8, 1) | S SI 90<br>B SI 89<br>B CH 83<br>B SI 90<br>X SI 90<br>3-1<br>HR | | X SI 89<br>0-0 ②<br>SF8<br>2-3<br>3-H | | B FF 89<br>F CH 82<br>B SI 90<br>X SI 88<br>2-1 ③<br>G5-3 | | | B CU 74<br>B FF 88<br>C SI 88<br>X SI 88<br>2-1 ③<br>F7 | | 2<br>0<br>0<br>1<br>0 | 1<br>0<br>0<br>0<br>0 | 1<br>0<br>0<br>0<br>0 | 2<br>0<br>0<br>0<br>0 | 0<br>0<br>0<br>0<br>0 | 0<br>0<br>0<br>0<br>0 | 0<br>0<br>0<br>0<br>0 |
| 24 Miguel Cabrera, R (1, 3)<br>OBP: 0.394, SLG: 0.525<br>39 Ramon Santiago, S (9, PR)<br>OBP: 0.327, SLG: 0.474 | C CU 74<br>B SI 89<br>X FF 90<br>1-1 ③<br>F9 | | X CH 83<br>0-0 ③<br>F8 | | | B SI 88<br>C CH 81<br>X SI 89<br>1-1 ①<br>F8 | | | B FF 95<br>C FF 95<br>X FF 95<br>1-1<br>12 F8 15 BB 1B | 4<br>0 | 0<br>0 | 1<br>0 | 0<br>0 | 0<br>0 | 0<br>0 | 2<br>0 |
| 30 Magglio Ordonez, R (1, 9)<br>OBP: 0.353, SLG: 0.348 | | X SI 89<br>0-0 ①<br>G4-3 | | C FF 87<br>X CU 73<br>0-1<br>2B | | B FF 88<br>X CH 82<br>1-0 ②<br>G5-3 | | | F FF 94<br>F CH 87<br>B FC 90<br>B FF 95<br>F CH 87<br>B FF 96<br>S FF 95<br>3-3 ①<br>K | 4 | 0 | 1 | 0 | 0 | 1 | 1 |
| 15 Brandon Inge, R (1, 5)<br>OBP: 0.372, SLG: 0.509 | | C FF 89<br>C CU 74<br>B FF 90<br>B SI 89<br>F SI 90<br>S CU 76<br>2-3 ②<br>K | | B CU 74<br>B FF 88<br>S FF 88<br>F FF 89<br>S FF 89<br>2-3 ①<br>K | | B CU 72<br>B CU 72<br>B SI 88<br>C SI 88<br>X SI 88<br>3-1 ③<br>G5-3 | | | B FF 95<br>B FF 95<br>B FF 95<br>B FF 94<br>4-0<br>1-2<br>BB | 3 | 0 | 0 | 0 | 1 | 2 | 1 |
| 12 Gerald Laird, R (1, 2)<br>OBP: 0.321, SLG: 0.312 | | B SI 90<br>F CH 83<br>F FF 90<br>X SI 90<br>1-2 ③<br>G4-3 | | D CU 75<br>X SI 88<br>1-0 ②<br>G5-3 | | | B SI 87<br>C SI 87<br>X CH 80<br>1-1 ①<br>G6-3 | | B FF 95<br>C FF 95<br>S FF 95<br>F FF 96<br>X FF 94<br>1-2 ②<br>F8<br>2-3 | 4 | 0 | 0 | 0 | 0 | 0 | 3 |
| 4 Adam Everett, R (1, 6)<br>OBP: 0.313, SLG: 0.371 | | | C FF 88<br>B SI 88<br>F SI 89<br>X SI 90<br>1-2<br>14 1B 25 BB 33 SF8 1B | C FF 88<br>B SI 88<br>S CH 81<br>F FF 89<br>F SL 80<br>B CH 80<br>X FF 89<br>2-2 ③<br>P2 | | | B CU 72<br>X SI 87<br>1-0 ②<br>G6-3 | | C FF 95<br>B SI 95<br>X FF 94<br>1-1 ③<br>F8 | 4 | 1 | 1 | 0 | 0 | 0 | 3 |
| 58 Armando Galarraga, R (1, 1)<br>29 Nate Robertson, R (3, 1)<br>13 Josh Anderson, L (5, PH)<br>OBP: 0.285, SLG: 0.325<br>(5, 7) | | | F FF 88<br>M CU 74<br>S CU 73<br>0-3 ①<br>K | | C SI 87<br>F SI 88<br>B SL 80<br>X SL 80<br>1-2 ①<br>G6-3 | | L SI 88<br>X CU 78<br>0-1 ③<br>G3 | | | 1<br>0<br>2 | 0<br>0<br>0 | 0<br>0<br>0 | 0<br>0<br>0 | 0<br>0<br>0 | 1<br>0<br>0 | 1<br>0<br>0 |
| Inning Stats | R: 1<br>E: 0<br>K: 0<br>S: 8<br>H: 2<br>LOB: 0<br>BB: 0<br>P: 15 | R: 0<br>E: 0<br>K: 1<br>S: 8<br>H: 0<br>LOB: 0<br>BB: 0<br>P: 11 | R: 1<br>E: 0<br>K: 1<br>S: 12<br>H: 2<br>LOB: 2<br>BB: 1<br>P: 17 | R: 0<br>E: 0<br>K: 1<br>S: 11<br>H: 1<br>LOB: 1<br>BB: 0<br>P: 16 | R: 1<br>E: 0<br>K: 0<br>S: 9<br>H: 1<br>LOB: 0<br>BB: 0<br>P: 14 | R: 0<br>E: 0<br>K: 0<br>S: 5<br>H: 0<br>LOB: 0<br>BB: 0<br>P: 10 | R: 0<br>E: 0<br>K: 0<br>S: 5<br>H: 0<br>LOB: 0<br>BB: 0<br>P: 7 | R: 0<br>E: 0<br>K: 0<br>S: 10<br>H: 0<br>LOB: 0<br>BB: 0<br>P: 16 | R: 0<br>E: 0<br>K: 1<br>S: 12<br>H: 1<br>LOB: 2<br>BB: 1<br>P: 22 | 1B: 4<br>2B: 1<br>3B: 0<br>HR: 2<br>SF: 1<br>SAC: 0<br>DP: 1<br>HBP: 0 | | | | | | |

| AB | 32 |
|---|---|
| R | 3 |
| H | 7 |
| RBI | 3 |
| BB | 2 |
| SO | 4 |
| LOB | 12 |

WP: 0 PB: 0 SB: 0 CS: 0 PA: 35

| PITCHER | IP | WLS | BF | H | R | ER | SO | BB | IBB | HBP | BLK | WP | HR | S | P | ERA | WHIP |
|---|---|---|---|---|---|---|---|---|---|---|---|---|---|---|---|---|---|
| 57 Zach Duke, L (1, 1)<br>ERA: 3.1 | 8.0 | W | 30 | 6 | 3 | 3 | 3 | 1 | 0 | 0 | 0 | 0 | 2 | 68 | 106 | 3.38 | 0.875 |
| 43 Jesse Chavez, R (9, 1)<br>ERA: 2.63 | 1.0 | | 5 | 1 | 0 | 0 | 1 | 1 | 0 | 0 | 0 | 0 | 0 | 12 | 22 | 0.00 | 2.000 |

| PITCHER | IP | WLS | BF | H | R | ER | SO | BB | IBB | HBP | BLK | WP | HR | S | P | ERA | WHIP |
|---|---|---|---|---|---|---|---|---|---|---|---|---|---|---|---|---|---|

# Detroit Tigers @ Pittsburgh Pirates

PNC Park, Pittsburgh, PA

Sat Jun 13 2009, 7:05 PM EDT

Att. 31,411 - Cloudy - 75 F

livebaseballscorecards.com

| Batter | 1 | 2 | 3 | 4 | 5 | 6 | 7 | 8 | 9 | AB | R | H | RBI | BB | SO | LOB |
|---|---|---|---|---|---|---|---|---|---|---|---|---|---|---|---|---|
| 22 Andrew McCutchen, R (1, 8)<br>OBP: 0.333, SLG: 0.413 | C SI 88<br>B SI 92<br>B SL 86<br>F SI 89<br>X SL 86<br>2-2 ① P3 | S SI 92<br>X SI 91<br>0-1 ② FC6-4 (3 2B)<br>1-2f 2-3 3-H | | F SI 88<br>B SI 84<br>B SL 82<br>B CH 81<br>I IN 70<br>4-1 3 FC6-2 (12 HR) IBB<br>1-2 | | B SL 83<br>S FF 96<br>B FF 96<br>C FF 95<br>B SL 85<br>X FF 96<br>3-2 3 G4-3-6 1B<br>1-3 3-H | | X FC 90<br>0-0 ② F8 | | 4 | 1 | 1 | 2 | 1 | 0 | 2 |
| 3 Nyjer Morgan, L (1, 7)<br>OBP: 0.340, SLG: 0.335 | B SI 88<br>B SI 89<br>C SI 88<br>F SI 90<br>B SI 91<br>B SI 90<br>4-2 12 G1-6-3 BB | F CH 84<br>B SL 83<br>X SL 84<br>1-1 ③ 1-H 3-H 2B | | X SI 88<br>0-0 ② FC6-2 (12 HR)<br>1-2 2-3 3-Hf | | F FF 97<br>B CH 87<br>F FF 96<br>X CH 87<br>1-2 ① ② G4-3-6<br>1-2f | | B CU 76<br>X FF 92<br>1-0 ③ G1-3 | | 4 | 1 | 1 | 1 | 1 | 0 | 5 |
| 12 Freddy Sanchez, R (1, 4)<br>OBP: 0.352, SLG: 0.488 | C SL 81<br>X SI 90<br>0-1 ② ③ G1-6-3<br>1-2f | | C SI 88<br>S SL 84<br>X SL 85<br>0-2 25 1B 1B | C CH 82<br>B SI 88<br>X CH 83<br>1-1 1-H 2-H 3-H HR | | C FF 96<br>C FF 96<br>F FF 97<br>D SL 85<br>D SL 85<br>F FF 96<br>F FF 96<br>F FF 97<br>S FF 97<br>2-3 ③ K | | | | 4 | 1 | 2 | 4 | 0 | 1 | 2 |
| 25 Adam LaRoche, L (1, 3)<br>OBP: 0.357, SLG: 0.470 | | B SI 89<br>B SI 89<br>X SI 90<br>2-0 HR | S SI 89<br>S CH 84<br>F SI 90<br>B SL 82<br>X SL 84<br>1-2 15 G4-3 1B | C SI 88<br>C SL 80<br>S SL 80<br>0-3 ③ K | | | X SI 90<br>0-0 24 1B 1B | | | 4 | 1 | 3 | 1 | 0 | 1 | 0 |
| 24 Delwyn Young, S (1, 9)<br>OBP: 0.393, SLG: 0.416 | | B SI 90<br>B SI 89<br>F SI 89<br>X SI 90<br>2-1 35 1B 15 1B 2 1B 1B | C SI 86<br>F SL 80<br>S CH 81<br>0-3 ① K | | X FF 95<br>0-0 ① G6-3 | | C SI 92<br>X SI 92<br>0-1 1-3 1B | | | 4 | 1 | 2 | 0 | 0 | 1 | 2 |
| 15 Andy LaRoche, R (1, 5)<br>OBP: 0.367, SLG: 0.397 | | X SI 88<br>0-0 2 1B 35 1B 22 FC6-4 1B<br>1-2 | B SL 80<br>X CH 82<br>1-0 ② ③ G4-3<br>1-2f | | B FF 96<br>B FF 95<br>C FF 94<br>X FF 95<br>2-1 ② G5-3 | | C SI 91<br>B SL 82<br>B SL 81<br>F SI 91<br>F SL 81<br>S SI 92<br>2-3 ① K | | | 4 | 1 | 1 | 0 | 0 | 1 | 4 |
| 35 Jason Jaramillo, S (1, 2)<br>OBP: 0.368, SLG: 0.414 | C SL 85<br>D SL 84<br>X SI 86<br>1-1 22 FC6-4 2 1B 3 2B 1B<br>1-2 2-3 | | | B SI 85<br>F CH 81<br>B CH 81<br>S CH 80<br>X SI 87<br>2-2 2 1B 3 FC6-2 2B | X FF 94<br>0-0 ③ G6-3 | | B SL 81<br>C SL 82<br>C SI 92<br>F SI 92<br>S SI 93<br>1-3 ② K | | | 4 | 1 | 2 | 0 | 0 | 1 | 2 |
| 2 Jack Wilson, R (1, 6)<br>OBP: 0.289, SLG: 0.386 | | C SL 85<br>S SL 86<br>F SL 85<br>X SL 86<br>0-2 22 FC6-4<br>1-2 2-3 3-H 1B | | C SI 88<br>B CH 83<br>F CH 83<br>D SL 83<br>F SL 80<br>X CH 81<br>2-2 3 FC6-2 22 WP 12 HR<br>2-3 1B | | B SL 81<br>F FF 95<br>X SL 83<br>1-1 57 1B 22 1B 2B | B SI 91<br>X SI 91<br>1-0 ③ F8 | | | 4 | 2 | 3 | 1 | 0 | 0 | 2 |
| 57 Zach Duke, L (1, 1)<br>OBP: 0.276, SLG: 0.308<br>5 Ramón Vázquez, L (8, PH)<br>OBP: 0.358, SLG: 0.272<br>43 Jesse Chavez, R (9, 1) | | D SL 84<br>X SI 90<br>1-0 ① F8 | | B SI 87<br>C SI 87<br>M SI 86<br>M SL 82<br>1-3 ① K | | L FF 95<br>B FF 94<br>B FF 95<br>B SI 95<br>F FF 94<br>F FF 96<br>X FF 96<br>3-2 22 1B 22 WP<br>2-3 1B | | C FF 92<br>C CU 76<br>B FC 90<br>F SI 92<br>X CU 77<br>1-2 ① G3 | | 3<br>1<br>0 | 0<br>0<br>0 | 1<br>0<br>0 | 0<br>0<br>0 | 0<br>0<br>0 | 1<br>0<br>0 | 5<br>0<br>0 |
| Inning Stats | R: 0<br>E: 0<br>K: 0<br>S: 7<br>H: 0<br>LOB: 0<br>BB: 1<br>P: 13 | R: 4<br>E: 0<br>K: 0<br>S: 15<br>H: 6<br>LOB: 2<br>BB: 0<br>P: 22 | R: 0<br>E: 0<br>K: 1<br>S: 11<br>H: 2<br>LOB: 1<br>BB: 0<br>P: 13 | R: 4<br>E: 0<br>K: 2<br>S: 17<br>H: 3<br>LOB: 0<br>BB: 1<br>P: 27 | R: 0<br>E: 0<br>K: 0<br>S: 4<br>H: 0<br>LOB: 0<br>BB: 0<br>P: 6 | R: 1<br>E: 0<br>K: 1<br>S: 19<br>H: 3<br>LOB: 1<br>BB: 0<br>P: 29 | R: 0<br>E: 0<br>K: 2<br>S: 12<br>H: 2<br>LOB: 2<br>BB: 0<br>P: 16 | R: 0<br>E: 0<br>K: 0<br>S: 6<br>H: 0<br>LOB: 0<br>BB: 0<br>P: 8 | | 1B: 11<br>2B: 3<br>3B: 0<br>HR: 2<br>SF: 0<br>SAC: 0<br>DP: 3<br>HBP: 0 | | | | WP: 2<br>PB: 0<br>SB: 0<br>CS: 0<br>PA: 38 | | |

| | AB | 36 |
|---|---|---|
| | R | 9 |
| | H | 16 |
| | RBI | 9 |
| | BB | 2 |
| | SO | 6 |
| | LOB | 24 |

| PITCHER | | IP | WLS | BF | H | R | ER | SO | BB | IBB | HBP | BLK | WP | HR | S | P | ERA | WHIP |
|---|---|---|---|---|---|---|---|---|---|---|---|---|---|---|---|---|---|---|
| 58 Armando Galarraga, R<br>ERA: 5.56 | (1, 1) | 2.0 | L | 13 | 8 | 4 | 4 | 0 | 1 | 0 | 0 | 0 | 0 | 1 | 29 | 43 | 18.00 | 4.500 |
| 29 Nate Robertson, L<br>ERA: 6.52 | (3, 1) | 2.0 | | 9 | 3 | 4 | 4 | 3 | 0 | 1 | 0 | 0 | 1 | 1 | 21 | 32 | 18.00 | 1.500 |
| 45 Ryan Perry, R<br>ERA: 3.24 | (5, 1) | 2.0 | | 8 | 3 | 1 | 1 | 1 | 0 | 0 | 0 | 0 | 1 | 0 | 23 | 35 | 4.50 | 1.500 |
| 44 Bobby Seay, L<br>ERA: 4.5 | (7, 1) | 1.0 | | 5 | 2 | 0 | 0 | 2 | 0 | 0 | 0 | 0 | 0 | 0 | 12 | 16 | 0.00 | 2.000 |
| 37 Brandon Lyon, R<br>ERA: 4.5 | (8, 1) | 1.0 | | 3 | 0 | 0 | 0 | 0 | 0 | 0 | 0 | 0 | 0 | 0 | 6 | 8 | 0.00 | 0.000 |

| PITCHER | | IP | WLS | BF | H | R | ER | SO | BB | IBB | HBP | BLK | WP | HR | S | P | ERA | WHIP |
|---|---|---|---|---|---|---|---|---|---|---|---|---|---|---|---|---|---|---|

| Batter | 1 | 2 | 3 | 4 | 5 | 6 | 7 | 8 | 9 | AB | R | H | RBI | BB | SO | LOB |
|---|---|---|---|---|---|---|---|---|---|---|---|---|---|---|---|---|
| 32 Don Kelly, L (1, 7)<br>OBP: 0.500, SLG: 0.500 | B FF 88<br>X FF 88<br>1-0<br>39<br>SH1-3<br>2B | | C CH 81<br>B FF 91<br>S FF 91<br>X FF 91<br>1-2 ③<br>P6 | | | C FF 88<br>B CH 79<br>B FF 90<br>B CH 77<br>B FF 86<br>4-1<br>13<br>E<br>BB | F FF 88<br>X CH 81<br>0-1<br>1-3<br>2-H<br>3-H<br>1B | | | 3 | 0 | 2 | 2 | 1 | 0 | 0 |
| 29 Nate Robertson, R (7, 1) | | | | | | | | | | 0 | 0 | 0 | 0 | 0 | 0 | 0 |
| 54 Joel Zumaya, R (8, 1) | | | | | | | | | | 0 | 0 | 0 | 0 | 0 | 0 | 0 |
| 39 Ramon Santiago, S (1, 4)<br>OBP: 0.330, SLG: 0.469 | X FF 89<br>0-0 ①<br>SH1-3<br>2-3 | | | B FF 86<br>F FF 89<br>F CH 79<br>F FF 90<br>B CH 80<br>B FF 89<br>B FF 87<br>4-2<br>13<br>1B<br>28<br>G3-6<br>BB | | X FF 88<br>0-0 ①<br>P4 | C SI 88<br>F SI 88<br>X SL 79<br>0-2 ③<br>F7 | | | 1 | 1 | 0 | 0 | 1 | 0 | 1 |
| 14 Placido Polanco, R (7, PH)<br>OBP: 0.310, SLG: 0.361 (7, 4) | | | | | | | | | | 1 | 0 | 0 | 0 | 0 | 0 | 2 |
| 13 Josh Anderson, L (1, 9)<br>OBP: 0.286, SLG: 0.325 | C CH 80<br>D CH 82<br>F FF 92<br>B FF 93<br>F SL 81<br>F FF 94<br>F FF 93<br>X SL 82<br>2-2 ②<br>G3 | | | 1 SAFE<br>B CH 81<br>C FF 90<br>1 SAFE<br>1 SAFE<br>B FF 90<br>X FF 91<br>2-1<br>24<br>FC5-4<br>1-3<br>1B | | B FF 89<br>S FF 87<br>1 SAFE<br>F FF 90<br>X SL 80<br>1-2 ②<br>P6<br>1-2 | | B FF 88<br>F FF 90<br>F CH 83<br>B CH 82<br>F CH 83<br>F FF 91<br>F FF 91<br>B CH 84<br>B FF 90<br>4-2<br>28<br>G4-3<br>BB | | 3 | 0 | 1 | 0 | 0 | 0 | 2 |
| 25 Ryan Raburn, R (8, PH)<br>OBP: 0.341, SLG: 0.446 (8, 9) | | | | | | | | | | 0 | 0 | 0 | 0 | 1 | 0 | 0 |
| 24 Miguel Cabrera, R (1, 3)<br>OBP: 0.388, SLG: 0.516 | C FF 93<br>F FF 92<br>B FF 94<br>S SL 82<br>1-3 ③<br>K2-3 | | | X SL 81<br>0-0 ①<br>FC5-4<br>28<br>G3-6<br>1-2f | | F FF 91<br>B SL 81<br>B FF 90<br>F SL 79<br>X FF 91<br>2-2 ③<br>P4 | | X FF 89<br>0-0 ①<br>P4 | | 4 | 0 | 0 | 0 | 0 | 1 | 5 |
| 28 Curtis Granderson, L (1, 8)<br>OBP: 0.337, SLG: 0.474 | | C FF 89<br>C CH 80<br>B FF 91<br>B SL 81<br>F FF 92<br>F FF 92<br>B SL 82<br>X FF 91<br>3-2 ①<br>P2 | | B FF 92<br>B SI 91<br>C CH 83<br>B FF 91<br>X CH 82<br>3-1 ②③<br>G3-6<br>1-2f<br>3-H | | | B FF 87<br>B FF 89<br>B FF 89<br>B FF 89<br>4-0<br>15<br>FC5-4<br>BB | F FF 92<br>C FF 92<br>X CH 83<br>0-2 ②<br>G4-3<br>1-2 | | 3 | 0 | 0 | 0 | 1 | 0 | 2 |
| 15 Brandon Inge, R (1, 5)<br>OBP: 0.367, SLG: 0.500 | | B FF 90<br>S FF 91<br>B FF 90<br>X FF 91<br>2-1 ②<br>P4 | | | B FF 87<br>X FF 88<br>1-0 ①<br>F7 | | C FF 88<br>X FF 89<br>0-1 ①<br>FC5-4<br>4<br>FC5<br>12<br>1B<br>1-2f | S CH 84<br>B CH 83<br>C CH 84<br>F FF 93<br>X FF 92<br>1-2 ③<br>F8 | | 4 | 0 | 0 | 0 | 0 | 0 | 2 |
| 12 Gerald Laird, R (1, 2)<br>OBP: 0.324, SLG: 0.313 | | B FF 91<br>C FF 91<br>B SL 80<br>F FF 90<br>B CH 81<br>F FF 92<br>F FF 92<br>F FF 92<br>X CH 82<br>3-2 ③<br>F7 | | | B FF 88<br>C SL 78<br>X FF 88<br>1-1 ②<br>G6-3 | | C FF 88<br>B SL 81<br>F FF 87<br>F CH 83<br>D CH 82<br>D FF 89<br>X FF 88<br>3-2<br>33<br>1B<br>4<br>FC5<br>32<br>1B<br>1-2 | | B FF 92<br>B FF 92<br>B FF 93<br>C FF 93<br>B FF 94<br>4-1<br>4<br>G6-4-3<br>BB | 3 | 1 | 1 | 0 | 1 | 0 | 0 |
| 4 Adam Everett, R (1, 6)<br>OBP: 0.312, SLG: 0.364 | | | C FF 88<br>X SI 90<br>0-1 ①<br>P6 | | B FF 87<br>C FF 87<br>H FF 88<br>2-1<br>HBP | | B FF 87<br>C FF 89<br>B CH 81<br>F FF 87<br>F FF 89<br>X FF 89<br>2-2 ②<br>FC5<br>33<br>1B<br>32<br>1B<br>1-2<br>2-3f | | B FF 93<br>C FF 92<br>C SL 82<br>F FF 93<br>X SL 85<br>1-2 ①②<br>G6-4-3<br>1-2f | 3 | 1 | 0 | 0 | 0 | 0 | 3 |
| 21 Dontrelle Willis, L (1, 1) | | | C FF 90<br>B CH 81<br>S FF 91<br>F FF 92<br>X FF 92<br>1-2 ②<br>G1-3 | | B FF 89<br>C CH 85<br>F SL 78<br>S FF 91<br>1-3 ③<br>K | | C SL 81<br>B SL 81<br>S FF 88<br>F SL 81<br>B SL 82<br>F CH 82<br>X FF 88<br>2-2<br>32<br>1B<br>1-2<br>2-3 | | C SL 84<br>F FF 95<br>F FF 95<br>B SL 84<br>S SL 85<br>1-3 ③<br>K | 1 | 0 | 0 | 0 | 0 | 0 | 0 |
| 31 Zach Miner, R (4, 1) | | | | | | | | | | 1 | 0 | 0 | 0 | 0 | 1 | 1 |
| 33 Marcus Thames, R (7, PH)<br>OBP: 0.340, SLG: 0.571 (7, 7) | | | | | | | | | | 2 | 0 | 1 | 0 | 0 | 1 | 0 |

# TOP

# Detroit Tigers @ Pittsburgh Pirates

PNC Park, Pittsburgh, PA

Sun Jun 14 2009, 1:35 PM EDT

Att. 27,565 - Sunny - 75 F

livebaseballscorecards.com

| | |
|---|---|
| AB | 29 |
| R | 3 |
| H | 5 |
| RBI | 2 |
| BB | 5 |
| SO | 3 |
| LOB | 18 |

| Inning Stats | 1 | 2 | 3 | 4 | 5 | 6 | 7 | 8 | 9 |
|---|---|---|---|---|---|---|---|---|---|
| | R: 0<br>E: 0<br>K: 1<br>S: 11 | H: 1<br>LOB: 1<br>BB: 0<br>P: 15 | R: 0<br>E: 0<br>K: 0<br>S: 13 | H: 0<br>LOB: 0<br>BB: 0<br>P: 21 | R: 0<br>E: 0<br>K: 0<br>S: 9 | H: 0<br>LOB: 0<br>BB: 0<br>P: 11 | R: 1<br>E: 0<br>K: 0<br>S: 8 | H: 1<br>LOB: 0<br>BB: 1<br>P: 17 | R: 0<br>E: 0<br>K: 1<br>S: 7 | H: 0<br>LOB: 1<br>BB: 0<br>P: 12 | R: 0<br>E: 1<br>K: 0<br>S: 8 | H: 0<br>LOB: 1<br>BB: 1<br>P: 15 | R: 2<br>E: 0<br>K: 0<br>S: 20 | H: 3<br>LOB: 2<br>BB: 1<br>P: 31 | R: 0<br>E: 0<br>K: 0<br>S: 13 | H: 0<br>LOB: 1<br>BB: 1<br>P: 18 | R: 0<br>E: 0<br>K: 1<br>S: 9 | H: 0<br>LOB: 0<br>BB: 1<br>P: 15 |

| | | |
|---|---|---|
| 1B: 4 | SF: 0 | WP: 0 |
| 2B: 1 | SAC: 1 | PB: 0 |
| 3B: 0 | DP: 2 | SB: 0 |
| HR: 0 | HBP: 1 | CS: 0 |

PA: 36

| PITCHER | | IP | WLS | BF | H | R | ER | SO | BB | IBB | HBP | BLK | WP | HR | S | P | ERA | WHIP |
|---|---|---|---|---|---|---|---|---|---|---|---|---|---|---|---|---|---|---|
| 49 Ross Ohlendorf, R<br>ERA: 4.56 | (1, 1) | 6.0 | W | 22 | 2 | 1 | 1 | 2 | 2 | 0 | 1 | 0 | 0 | 0 | 56 | 91 | 1.50 | 0.667 |
| 58 Steven Jackson, R<br>ERA: 6.43 | (7, 1) | 0.2 | | 6 | 3 | 2 | 2 | 0 | 1 | 0 | 0 | 0 | 0 | 0 | 17 | 28 | 27.00 | 6.000 |
| 17 Sean Burnett, L<br>ERA: 2.93 | (7, 1) | 0.1 | H | 1 | 0 | 0 | 0 | 0 | 0 | 0 | 0 | 0 | 0 | 0 | 3 | 3 | 0.00 | 0.000 |
| 34 John Grabow, L<br>ERA: 3.72 | (8, 1) | 1.0 | H | 4 | 0 | 0 | 0 | 0 | 1 | 0 | 0 | 0 | 0 | 0 | 13 | 18 | 0.00 | 1.000 |
| 55 Matt Capps, R<br>ERA: 4.98 | (9, 1) | 1.0 | S | 3 | 0 | 0 | 0 | 1 | 1 | 0 | 0 | 0 | 0 | 0 | 9 | 15 | 0.00 | 1.000 |

| PITCHER | IP | WLS | BF | H | R | ER | SO | BB | IBB | HBP | BLK | WP | HR | S | P | ERA | WHIP |
|---|---|---|---|---|---|---|---|---|---|---|---|---|---|---|---|---|---|

# Detroit Tigers @ Pittsburgh Pirates

PNC Park, Pittsburgh, PA

Sun Jun 14 2009, 1:35 PM EDT

Att. 27,565 - Sunny - 75 F

BOTTOM

livebaseballscorecards.com

| Batter | 1 | 2 | 3 | 4 | 5 | 6 | 7 | 8 | 9 | AB | R | H | RBI | BB | SO | LOB |
|---|---|---|---|---|---|---|---|---|---|---|---|---|---|---|---|---|
| 22 Andrew McCutchen, R (1, 8) OBP: 0.377, SLG: 0.429 | C CH 84<br>B CH 84<br>B CH 82<br>F CH 84<br>B CH 83<br>B SI 85<br>4-2<br>12 1B<br>15 1B<br>18 BB<br>BB | X FF 87<br>0-0<br>15 FC5-4<br>1-2<br>1B | | B CH 83<br>B CH 80<br>B CH 82<br>B CH 83<br>4-0<br>15 G3-1<br>15 S<br>12 1B<br>BB | C SL 81<br>F SL 82<br>F FF 93<br>B CU 74<br>S CH 80<br>1-3 ②<br>K | | 1 SAFE<br>B SI 86<br>F SI 86<br>C SI 87<br>F SL 82<br>F CH 81<br>B SI 89<br>F SI 87<br>D SI 87<br>3-2<br>X CH 82<br>15 G5-3<br>1-3<br>1B | | 3 | 2 | 2 | 0 | 2 | 1 | 0 |
| 15 Andy LaRoche, R (1, 5) OBP: 0.364, SLG: 0.392 | B FF 85<br>1 SAFE<br>1 SAFE<br>B CH 84<br>B CH 83<br>C SI 84<br>B CH 83<br>C CH 84<br>F CH 84<br>1 SAFE<br>3-2<br>X FF 86<br>18 BB<br>12 1B<br>24 FC3-2<br>1-2<br>1B | B CU 73<br>C SI 84<br>X SI 85<br>1-1 ①<br>FC5-4<br>12 G5-4-3<br>1-2f<br>2-3 | | 1 SAFE<br>D CU 71<br>1 SAFE<br>C FF 84<br>X FF 86<br>1-1 ①<br>G3-1<br>1-3 | X SL 81<br>0-0 ③<br>P3 | | C SI 88<br>F CH 83<br>B SI 88<br>D SL 83<br>F SI 88<br>X SI 84<br>2-2 ②<br>G5-3<br>1-2 | | 5 | 0 | 1 | 0 | 0 | 0 | 5 |
| 12 Freddy Sanchez, R (1, 4) OBP: 0.357, SLG: 0.488 | X FF 86<br>0-0<br>24 FC3-2<br>18 BB<br>16 BB<br>1-2<br>2-3<br>1B | S SI 86<br>C SL 80<br>F FF 89<br>F CU 78<br>X SI 88<br>0-2 ②③<br>G5-4-3<br>1-2f | | B SI 86<br>F CH 82<br>B FF 89<br>X SL 77<br>2-1<br>16 BB<br>24 1B<br>23 1B<br>3-H<br>1B | | C SL 81<br>B FF 90<br>B FF 90<br>X FF 90<br>2-1 ①<br>P4 | I IN 70<br>I IN 74<br>I IN 71<br>I IN 72<br>4-0<br>18 FC5-4<br>IBB | | 4 | 2 | 2 | 1 | 1 | 0 | 2 |
| 18 Craig Monroe, R (1, 7) OBP: 0.289, SLG: 0.360<br>3 Nyjer Morgan, L (8, 7) OBP: 0.340, SLG: 0.335 | B SL 76<br>B CH 83<br>B FF 86<br>B FF 85<br>4-0<br>16 BB<br>24 FC3-2<br>23 SF8<br>1-2<br>2-3<br>3-H<br>BB | F FF 88<br>B SL 80<br>S CH 75<br>B CH 78<br>B CU 76<br>F CH 74<br>B FF 89<br>4-2<br>24 1B<br>BB | | C SI 87<br>B CU 78<br>F FF 88<br>S FF 87<br>1-3 ②<br>K | | C FF 92<br>S FF 91<br>B FF 92<br>F FF 93<br>B SL 84<br>B FF 93<br>F CH 78<br>F FF 92<br>C FF 94<br>3-3 ②<br>K | B SI 88<br>B SI 87<br>X SI 85<br>2-0 ③<br>FC5-4<br>1-2f | | 3 | 1 | 0 | 1 | 2 | 2 | 4 |
| | | | | | | | | | | 0 | 0 | 0 | 0 | 0 | 0 | 0 |
| 24 Delwyn Young, S (1, 9) OBP: 0.416, SLG: 0.432 | C FF 86<br>X CU 77<br>0-1 ①<br>FC3-2<br>23 SF8<br>16 BB<br>1-2<br>2-3<br>3-Hf | X SI 84<br>0-0<br>16 BB<br>1-3<br>1B | | 1 SAFE<br>X SI 87<br>0-0<br>16 BB<br>23 1B<br>1-2<br>1B | | B CU 74<br>X CH 82<br>1-0<br>23 FC6-5<br>16 BB<br>1B | | B FF 100<br>S FF 100<br>B FF 101<br>B FF 100<br>S FF 100<br>B FF 100<br>4-2<br>BB | | 4 | 1 | 3 | 0 | 1 | 0 | 3 |
| 16 Eric Hinske, L (1, 3) OBP: 0.398, SLG: 0.407 | B FF 86<br>B FF 86<br>C FF 86<br>B FF 87<br>B FF 85<br>4-1<br>1-2<br>2-3<br>3-H<br>BB | C SI 89<br>B SI 87<br>F FF 89<br>F SL 80<br>B FF 88<br>B SI 86<br>B SL 76<br>4-2<br>1-2<br>BB | | B SL 78<br>B SI 85<br>B CH 85<br>B FF 85<br>4-0<br>23 1B<br>1-2<br>2-3<br>BB | | B FF 93<br>B FF 92<br>B FF 93<br>C SI 92<br>S FF 93<br>B CH 80<br>4-2<br>23 FC6-5<br>1-2<br>BB | | C FF 99<br>B FF 98<br>F FF 100<br>C CU 80<br>1-3 ①<br>K | | 1 | 0 | 0 | 1 | 4 | 1 | 1 |
| 23 Robinzon Diaz, R (1, 2) OBP: 0.308, SLG: 0.384 | B CU 74<br>X FF 86<br>1-0 ②<br>SF8<br>2-3<br>3-H | S CH 84<br>X CU 75<br>0-1 ①<br>F4 | | C SL 82<br>D SL 81<br>X FF 91<br>1-1<br>1-2<br>2-H<br>3-H<br>1B | | B CH 83<br>B SL 84<br>X SI 94<br>2-0 ③<br>FC6-5<br>1-2<br>2-3f | | X FF 98<br>0-0 ②<br>F8 | | 4 | 0 | 1 | 3 | 0 | 0 | 6 |
| 2 Jack Wilson, R (1, 6) OBP: 0.280, SLG: 0.373 | B CH 84<br>F SI 88<br>X SI 86<br>1-1 ③<br>F8 | B CU 73<br>X CH 83<br>1-0 ②<br>F3 | | B FF 92<br>C FF 92<br>F FF 93<br>X CU 73<br>1-2 ③<br>F7 | | | C SI 84<br>B SI 86<br>B CH 81<br>X SI 86<br>2-1 ①<br>G5-3 | S FF 99<br>X FF 100<br>0-1 ③<br>P3 | | 5 | 0 | 0 | 0 | 0 | 0 | 8 |
| 49 Ross Ohlendorf, R (1, 1) OBP: 0.074, SLG: 0.038<br>58 Steven Jackson, R (7, 1)<br>17 Sean Burnett, L (7, 1)<br>44 Brandon Moss, L (7, PH) OBP: 0.293, SLG: 0.343<br>34 John Grabow, L (8, 1)<br>55 Matt Capps, R (9, 1) | | B CH 84<br>C FF 86<br>B SI 85<br>B FF 85<br>B CH 82<br>4-1<br>15 FC5-4<br>22 1B<br>BB | B CH 82<br>C CH 84<br>B FF 84<br>F FF 85<br>X CH 81<br>2-2 ③<br>G6-3 | | B FF 90<br>C FF 90<br>X FF 92<br>1-1 ①<br>G1-3 | | C SL 79<br>H SI 86<br>1-1<br>22 1B<br>HBP | | 2 | 0 | 0 | 0 | 1 | 0 | 3 |
| | | | | | | | | | | 0 | 0 | 0 | 0 | 0 | 0 | 0 |
| | | | | | | | | | | 0 | 0 | 0 | 0 | 0 | 0 | 0 |
| | | | | | | | | | | 0 | 0 | 0 | 0 | 0 | 0 | 0 |
| | | | | | | | | | | 0 | 0 | 0 | 0 | 0 | 0 | 0 |
| | | | | | | | | | | 0 | 0 | 0 | 0 | 0 | 0 | 0 |
| Inning Stats | R: 3<br>E: 0<br>K: 0<br>S: 13<br>H: 2<br>LOB: 2<br>BB: 3<br>P: 30 | R: 0<br>E: 0<br>K: 0<br>S: 9<br>H: 1<br>LOB: 1<br>BB: 1<br>P: 14 | R: 0<br>E: 0<br>K: 0<br>S: 13<br>H: 1<br>LOB: 3<br>BB: 2<br>P: 24 | R: 3<br>E: 0<br>K: 1<br>S: 13<br>H: 3<br>LOB: 2<br>BB: 2<br>P: 27 | R: 0<br>E: 0<br>K: 1<br>S: 7<br>H: 0<br>LOB: 0<br>BB: 0<br>P: 9 | R: 0<br>E: 0<br>K: 1<br>S: 12<br>H: 1<br>LOB: 2<br>BB: 1<br>P: 24 | R: 0<br>E: 0<br>K: 0<br>S: 14<br>H: 1<br>LOB: 3<br>BB: 1<br>P: 28 | R: 0<br>E: 0<br>K: 1<br>S: 8<br>H: 0<br>LOB: 1<br>BB: 1<br>P: 13 | | 1B: 9<br>2B: 0<br>3B: 0<br>HR: 0<br>SF: 1<br>SAC: 0<br>DP: 1<br>HBP: 1 | | WP: 0<br>PB: 0<br>SB: 1<br>CS: 0<br>PA: 44 | | |

| PITCHER | | IP | WLS | BF | H | R | ER | SO | BB | IBB | HBP | BLK | WP | HR | S | P | ERA | WHIP |
|---|---|---|---|---|---|---|---|---|---|---|---|---|---|---|---|---|---|---|
| 21 Dontrelle Willis, L<br>ERA: 7.49 | (1, 1) | 3.2 | L | 24 | 6 | 6 | 6 | 1 | 8 | 0 | 0 | 0 | 0 | 0 | 43 | 88 | 14.73 | 3.818 |
| 31 Zach Miner, R<br>ERA: 4.35 | (4, 1) | 2.1 | | 10 | 2 | 0 | 0 | 2 | 1 | 0 | 0 | 0 | 0 | 0 | 24 | 40 | 0.00 | 1.286 |
| 29 Nate Robertson, L<br>ERA: 6.2 | (7, 1) | 1.0 | | 6 | 1 | 0 | 0 | 0 | 0 | 1 | 1 | 0 | 0 | 0 | 14 | 28 | 0.00 | 1.000 |
| 54 Joel Zumaya, R<br>ERA: 3.0 | (8, 1) | 1.0 | | 4 | 0 | 0 | 0 | 1 | 1 | 0 | 0 | 0 | 0 | 0 | 8 | 13 | 0.00 | 1.000 |

| PITCHER | IP | WLS | BF | H | R | ER | SO | BB | IBB | HBP | BLK | WP | HR | S | P | ERA | WHIP |
|---|---|---|---|---|---|---|---|---|---|---|---|---|---|---|---|---|---|

| | |
|---|---|
| AB | 31 |
| R | 6 |
| H | 9 |
| RBI | 6 |
| BB | 11 |
| SO | 4 |
| LOB | 32 |

| Batter | 1 | 2 | 3 | 4 | 5 | 6 | 7 | 8 | 9 | AB | R | H | RBI | BB | SO | LOB |
|---|---|---|---|---|---|---|---|---|---|---|---|---|---|---|---|---|
| 22 Andrew McCutchen, R (1, 8)<br>OBP: 0.379, SLG: 0.444 | B SI 87<br>C SI 88<br>X SI 88<br>1-1<br>G5-3 | | C FF 90<br>F FF 90<br>B FF 91<br>S FF 90<br>1-3 ①<br>K | | C SI 90<br>B CH 82<br>B CH 82<br>B FF 90<br>X FF 90<br>3-1<br>12<br>1B<br>2B | | C FF 85<br>S KN 73<br>X FF 87<br>0-2<br>1B | | C FF 91<br>C CH 84<br>X FF 94<br>0-2 ①<br>F9 | 5 | 0 | 2 | 0 | 0 | 1 | 3 |
| 3 Nyjer Morgan, L (1, 7)<br>OBP: 0.341, SLG: 0.346 | C FF 88<br>B SI 89<br>S SI 89<br>B SL 82<br>X FF 91<br>2-2 ②<br>G6-3 | | B SL 83<br>X FF 90<br>1-0<br>2-H<br>HR | | B FF 90<br>B SI 89<br>B FF 90<br>B FF 90<br>4-0<br>12<br>1B<br>BB | | B KN 74<br>1 SAFE<br>F KN 73<br>C KN 77<br>F KN 80<br>F KN 80<br>X KN 80<br>1-2 ③<br>G4-3 | | C FF 91<br>S FF 93<br>B FF 94<br>S SL 83<br>1-3 ②<br>K | 4 | 1 | 1 | 2 | 1 | 1 | 3 |
| 12 Freddy Sanchez, R (1, 4)<br>OBP: 0.354, SLG: 0.482 | C FF 90<br>S CH 80<br>B FF 92<br>F CH 80<br>F FF 92<br>X SL 83<br>1-2 ③<br>F8 | | C CH 83<br>C FF 92<br>F SL 82<br>X FF 92<br>0-2 ②<br>G4-3 | | X FF 90<br>0-0 ①<br>25<br>G4-6-3<br>1-2<br>2-3<br>1B | | | C KN 72<br>B KN 73<br>X KN 74<br>1-1 ①<br>F8 | X FF 91<br>0-0 ③<br>L8 | 5 | 0 | 1 | 0 | 0 | 0 | 2 |
| 25 Adam LaRoche, L (1, 3)<br>OBP: 0.355, SLG: 0.466 | | C SL 77<br>B SI 89<br>F FF 89<br>F FF 89<br>B SI 90<br>S SI 91<br>2-3 ①<br>K | F FF 91<br>B FF 91<br>B FF 91<br>X FF 91<br>2-1<br>1B | | X FF 91<br>0-0 ②③<br>G4-6-3<br>1-2f | | | B KN 75<br>B KN 75<br>B KN 71<br>C FF 84<br>F FF 85<br>F KN 73<br>X KN 74<br>3-2 ②<br>F7 | | 4 | 0 | 1 | 0 | 0 | 1 | 3 |
| 18 Craig Monroe, R (1, 10)<br>OBP: 0.287, SLG: 0.354 | | X FF 90<br>0-0<br>24<br>1B<br>1B | S FF 90<br>B FF 92<br>S FF 90<br>1 SAFE<br>X FF 91<br>1-2 ③<br>P3 | | | B CH 81<br>B SI 89<br>F SI 89<br>X SI 90<br>2-1 ①<br>G6-3 | | S KN 74<br>B KN 77<br>S KN 75<br>F KN 79<br>B KN 78<br>S KN 76<br>2-3<br>K<br>24<br>2B | | 4 | 0 | 1 | 0 | 0 | 1 | 1 |
| 24 Delwyn Young, S (1, 9)<br>OBP: 0.419, SLG: 0.447 | | C SI 87<br>X CH 81<br>0-1<br>35<br>FC6-4<br>1-2<br>1B | | C SL 81<br>F FF 90<br>B FF 90<br>F CH 81<br>B SI 92<br>B CH 81<br>C FF 90<br>3-3 ①<br>K | | X CH 82<br>0-0 ②<br>F8 | | C KN 73<br>F KN 78<br>X KN 80<br>0-2<br>1-3<br>2B | | 4 | 0 | 2 | 0 | 0 | 1 | 0 |
| 15 Andy LaRoche, R (1, 5)<br>OBP: 0.357, SLG: 0.385 | | C SI 89<br>F FF 90<br>B FF 91<br>F FF 89<br>B FF 91<br>F SI 88<br>B SI 89<br>F FF 91<br>S CH 82<br>3-3 ②<br>K | | X SI 90<br>0-0 ②<br>F7 | | C CH 81<br>B FF 92<br>X CH 82<br>1-1 ③<br>G6-3 | | D KN 76<br>B FF 86<br>C FF 84<br>B FF 86<br>X FF 86<br>3-1 ③<br>G2 | | 4 | 0 | 0 | 0 | 0 | 1 | 4 |
| 35 Jason Jaramillo, S (1, 2)<br>OBP: 0.359, SLG: 0.404<br>23 Robinzon Diaz, R (9, PH)<br>OBP: 0.316, SLG: 0.392 | | B CH 82<br>X FF 90<br>1-0 ③<br>FC6-4<br>1-2f | C FF 89<br>X FF 91<br>0-1 ③<br>F9 | | | | B KN 72<br>B FF 84<br>C FF 83<br>C KN 72<br>S KN 76<br>2-3 ①<br>K | | B FF 90<br>X FF 90<br>1-0<br>2<br>1B<br>1B | 3<br>1 | 0<br>0 | 0<br>1 | 0<br>0 | 0<br>0 | 1<br>0 | 2<br>0 |
| 2 Jack Wilson, R (1, 6)<br>OBP: 0.286, SLG: 0.383 | | | C SI 89<br>C SI 90<br>B CH 80<br>B FF 92<br>X CH 79<br>2-2<br>3<br>HR<br>2B | | X FF 89<br>0-0 ①<br>F7 | | B KN 72<br>F FF 86<br>F FF 86<br>S KN 78<br>1-3 ②<br>K | | F FF 90<br>F FF 91<br>X SL 81<br>0-2<br>1-2<br>1B | 4 | 1 | 2 | 0 | 0 | 1 | 0 |
| Inning Stats | R: 0<br>E: 0<br>K: 0<br>S: 10<br>H: 0<br>LOB: 0<br>BB: 0<br>P: 14 | R: 0<br>E: 0<br>K: 2<br>S: 14<br>H: 2<br>LOB: 2<br>BB: 0<br>P: 20 | R: 2<br>E: 0<br>K: 1<br>S: 16<br>H: 3<br>LOB: 1<br>BB: 0<br>P: 23 | R: 0<br>E: 0<br>K: 1<br>S: 7<br>H: 0<br>LOB: 0<br>BB: 0<br>P: 10 | R: 0<br>E: 0<br>K: 0<br>S: 5<br>H: 2<br>LOB: 2<br>BB: 1<br>P: 12 | R: 0<br>E: 0<br>K: 0<br>S: 5<br>H: 0<br>LOB: 0<br>BB: 0<br>P: 8 | R: 0<br>E: 0<br>K: 2<br>S: 14<br>H: 1<br>LOB: 1<br>BB: 0<br>P: 18 | R: 0<br>E: 1<br>K: 1<br>S: 15<br>H: 1<br>LOB: 2<br>BB: 0<br>P: 24 | R: 0<br>E: 0<br>K: 1<br>S: 11<br>H: 2<br>LOB: 2<br>BB: 0<br>P: 13 | 1B: 7<br>2B: 3<br>3B: 0<br>HR: 1<br>SF: 0<br>SAC: 0<br>DP: 1<br>HBP: 0 | | | | | | |

| PITCHER | | IP | WLS | BF | H | R | ER | SO | BB | IBB | HBP | BLK | WP | HR | S | P | ERA | WHIP |
|---|---|---|---|---|---|---|---|---|---|---|---|---|---|---|---|---|---|---|
| 15 Glen Perkins, L<br>ERA: 5.09 | (1, 1) | 6.0 | W | 25 | 7 | 2 | 2 | 4 | 1 | 0 | 0 | 0 | 0 | 1 | 57 | 87 | 3.00 | 1.333 |
| 39 R.A. Dickey, R<br>ERA: 2.7 | (7, 1) | 2.0 | | 9 | 2 | 0 | 0 | 3 | 0 | 0 | 0 | 0 | 0 | 0 | 29 | 42 | 0.00 | 1.000 |
| 50 Jose Mijares, L<br>ERA: 2.21 | (9, 1) | 1.0 | | 5 | 2 | 0 | 0 | 1 | 0 | 0 | 0 | 0 | 0 | 0 | 11 | 13 | 0.00 | 2.000 |

| PITCHER | IP | WLS | BF | H | R | ER | SO | BB | IBB | HBP | BLK | WP | HR | S | P | ERA | WHIP |
|---|---|---|---|---|---|---|---|---|---|---|---|---|---|---|---|---|---|

# TOP

# Pittsburgh Pirates @ Minnesota Twins

## Hubert H. Humphrey Metrodome, Minneapolis, MN

Tue Jun 16 2009, 8:10 PM EDT
Att. 25,351 - Dome - 70 F

livebaseballscorecards.com

| | |
|---|---|
| AB | 38 |
| R | 2 |
| H | 11 |
| RBI | 2 |
| BB | 1 |
| SO | 8 |
| LOB | 18 |

PA: 39

WP: 0
PB: 0
SB: 0
CS: 0

# BOTTOM

## Pittsburgh Pirates @ Minnesota Twins

Hubert H. Humphrey Metrodome, Minneapolis, MN

Tue Jun 16 2009, 8:10 PM EDT

Att. 25,351 - Dome - 70 F

livebaseballscorecards.com

| Batter | 1 | 2 | 3 | 4 | 5 | 6 | 7 | 8 | 9 | AB | R | H | RBI | BB | SO | LOB |
|---|---|---|---|---|---|---|---|---|---|---|---|---|---|---|---|---|
| 23 Brendan Harris, R (1, 6)<br>OBP: 0.337, SLG: 0.389 | C FF 87<br>X FF 88<br>0-1<br>7<br>1B<br>33<br>G4-6-3<br>1B | | B FF 87<br>B CH 82<br>B FF 88<br>C FF 86<br>B FF 87<br>4-1<br>7<br>1B<br>33<br>1B<br>BB | | C CU 72<br>F FF 87<br>F SL 81<br>F FF 90<br>S FF 91<br>0-3 ①<br>K | B SI 87<br>F SI 88<br>1 SAFE<br>1 SAFE<br>X SI 88<br>1-1 ②<br>F7 | | X FF 90<br>0-0 ②③<br>G4-6-3<br>1-2f | | 4 | 2 | 1 | 0 | 1 | 1 | 2 |
| 7 Joe Mauer, L (1, 2)<br>OBP: 0.497, SLG: 0.756 | C FF 88<br>1 SAFE<br>B SL 81<br>F SI 89<br>F FF 90<br>B FF 91<br>X SI 90<br>2-2<br>33<br>G4-6-3<br>1-3<br>1B | | 1 SAFE<br>C FF 89<br>X FF 88<br>0-1<br>24<br>1B<br>33<br>1B<br>16<br>G4-6-3<br>1-2<br>1B | | C FF 90<br>B CU 76<br>X SL 80<br>1-1<br>24<br>2B<br>1B | B FF 88<br>T SI 87<br>1 SAFE<br>S CH 78<br>P PO 85<br>F CH 77<br>X SL 81<br>2-2<br>1-H<br>2B | | | | 4 | 2 | 4 | 1 | 0 | 0 | 0 |
| 33 Justin Morneau, L (1, 3)<br>OBP: 0.402, SLG: 0.595 | C CU 74<br>B FF 90<br>X SL 82<br>1-1 ①②<br>G4-6-3<br>1-2f<br>3-H | | X SL 81<br>0-0<br>16<br>G4-6-3<br>24<br>1B<br>1-2<br>2-H<br>1B | | F FF 91<br>X SL 81<br>0-1 ②<br>L8 | B CH 78<br>B SI 88<br>S CH 76<br>B CH 76<br>B SI 88<br>4-1<br>BB | | | | 3 | 0 | 1 | 1 | 1 | 0 | 2 |
| 24 Joe Crede, R (1, 5)<br>OBP: 0.301, SLG: 0.463 | C FF 89<br>F CH 84<br>S CH 84<br>0-3 ③<br>K | | F FF 88<br>B FF 90<br>X CH 84<br>1-1<br>16<br>G4-6-3<br>1-2<br>2-3<br>1B | | B CH 85<br>X FF 90<br>1-0<br>1-H<br>2B | S SL 80<br>S SL 79<br>B SL 77<br>X FF 89<br>1-2 ③<br>G5-3 | | | | 4 | 0 | 2 | 1 | 0 | 1 | 2 |
| 16 Jason Kubel, L (1, 10)<br>OBP: 0.374, SLG: 0.546 | | C FF 88<br>B CU 78<br>S SL 81<br>B FF 89<br>B SL 81<br>X<br>3-2<br>5<br>2B<br>1B | B SL 82<br>B SL 82<br>S FF 90<br>B SL 82<br>X SL 82<br>3-1 ①②<br>G4-6-3<br>1-2f<br>2-3<br>3-H | | B SL 82<br>S FF 91<br>X SL 83<br>1-1 ③<br>F7 | | B FF 91<br>F FF 92<br>B FF 93<br>B FF 88<br>B FF 89<br>4-1<br>5<br>G6-4-3<br>BB | | | 3 | 0 | 1 | 0 | 1 | 0 | 3 |
| 5 Michael Cuddyer, R (1, 9)<br>OBP: 0.346, SLG: 0.477 | | C CH 84<br>X FF 88<br>0-1 ①<br>21<br>1B<br>1-H<br>2B | B CU 75<br>B CU 76<br>B SI 92<br>C FF 91<br>C SL 82<br>F FF 91<br>S SL 82<br>3-3 ③<br>K | | | B FF 87<br>B FF 88<br>B CH 85<br>X FF 87<br>3-0<br>21<br>1B<br>21<br>WP<br>22<br>1B<br>1B | B CU 78<br>C FF 92<br>C CU 78<br>X CU 82<br>1-2 ①②<br>G6-4-3<br>1-2f | | | 4 | 2 | 2 | 0 | 0 | 1 | 2 |
| 21 Delmon Young, R (1, 7)<br>OBP: 0.288, SLG: 0.291 | | F FF 90<br>B FF 90<br>B SI 90<br>B CH 85<br>X CH 85<br>3-1<br>22<br>WP<br>3-H<br>1B | | F FF 88<br>B CH 82<br>F SI 88<br>S SL 82<br>1-3 ①<br>K | | F FF 89<br>S CU 74<br>F SL 81<br>B SI 88<br>F FF 89<br>X SL 81<br>1-2<br>22<br>1B<br>8<br>SF9<br>1-3<br>1B | F FF 91<br>X CU 81<br>0-1 ③<br>F9 | | | 4 | 1 | 2 | 1 | 0 | 1 | 0 |
| 22 Carlos Gómez, R (1, 8)<br>OBP: 0.291, SLG: 0.338 | | C SI 89<br>1 SAFE<br>B CU 74<br>L CH 83<br>X FF 90<br>1-2 ②<br>P4<br>1-2 | | C CU 73<br>B CU 74<br>F SI 90<br>X CU 77<br>1-2<br>8<br>G4-6-3<br>1B | | F CU 76<br>F FF 92<br>1 SAFE<br>1 SAFE<br>F FF 90<br>X SL 82<br>0-2<br>7<br>S<br>7<br>2B<br>1-3<br>3-H<br>1B | | B FF 90<br>F FF 90<br>F FF 94<br>S CU 83<br>1-3 ①<br>K2-3 | | 4 | 1 | 2 | 1 | 0 | 1 | 1 |
| 8 Nick Punto, S (1, 4)<br>OBP: 0.306, SLG: 0.235 | | C SI 89<br>B SI 88<br>X CH 84<br>1-1 ③<br>G6-3 | | B FF 90<br>1 SAFE<br>1 SAFE<br>C FF 89<br>X FF 90<br>1-1 ②③<br>G4-6-3<br>1-2f | | 1 SAFE<br>C SI 88<br>1 SAFE<br>X SI 87<br>0-1 ①<br>SF9<br>3-H | | B FF 91<br>B CH 82<br>F FF 88<br>X FF 90<br>2-1<br>23<br>G4-6-3<br>1B | | 3 | 0 | 1 | 1 | 0 | 0 | 2 |
| Inning Stats | R: 1<br>E: 0<br>K: 1<br>S: 11<br>H: 2<br>LOB: 0<br>BB: 0<br>P: 14 | R: 1<br>E: 0<br>K: 0<br>S: 12<br>H: 3<br>LOB: 1<br>BB: 0<br>P: 20 | R: 2<br>E: 0<br>K: 1<br>S: 12<br>H: 3<br>LOB: 1<br>BB: 1<br>P: 23 | R: 0<br>E: 0<br>K: 1<br>S: 8<br>H: 1<br>LOB: 0<br>BB: 0<br>P: 11 | R: 1<br>E: 0<br>K: 1<br>S: 12<br>H: 2<br>LOB: 1<br>BB: 0<br>P: 15 | R: 3<br>E: 0<br>K: 0<br>S: 23<br>H: 4<br>LOB: 2<br>BB: 1<br>P: 34 | R: 0<br>E: 0<br>K: 0<br>S: 6<br>H: 0<br>LOB: 0<br>BB: 1<br>P: 11 | R: 0<br>E: 0<br>K: 1<br>S: 6<br>H: 1<br>LOB: 0<br>BB: 0<br>P: 9 | | 1B: 13<br>2B: 3<br>3B: 0<br>HR: 0<br>SF: 1<br>SAC: 0<br>DP: 5<br>HBP: 0 | | | | | | |

| | AB | 33 |
|---|---|---|
| | R | 8 |
| | H | 16 |
| | RBI | 6 |
| | BB | 3 |
| | SO | 5 |
| | LOB | 14 |

| PITCHER | | IP | WLS | BF | H | R | ER | SO | BB | IBB | HBP | BLK | WP | HR | S | P | ERA | WHIP |
|---|---|---|---|---|---|---|---|---|---|---|---|---|---|---|---|---|---|---|
| 28 Paul Maholm, L<br>ERA: 4.23 | (1, 1) | 5.0 | L | 26 | 14 | 8 | 8 | 4 | 1 | 0 | 0 | 0 | 2 | 0 | 65 | 97 | 14.40 | 3.000 |
| 27 Jeff Karstens, R<br>ERA: 5.08 | (6, 1) | 1.0 | | 5 | 1 | 0 | 0 | 0 | 1 | 0 | 0 | 0 | 0 | 0 | 13 | 20 | 0.00 | 2.000 |
| 47 Evan Meek, R<br>ERA: 3.18 | (7, 1) | 2.0 | | 6 | 1 | 0 | 0 | 1 | 1 | 0 | 0 | 0 | 0 | 0 | 12 | 20 | 0.00 | 1.000 |

| PITCHER | IP | WLS | BF | H | R | ER | SO | BB | IBB | HBP | BLK | WP | HR | S | P | ERA | WHIP |
|---|---|---|---|---|---|---|---|---|---|---|---|---|---|---|---|---|---|

# Pittsburgh Pirates @ Minnesota Twins

Hubert H. Humphrey Metrodome, Minneapolis, MN

Wed Jun 17 2009, 8:10 PM EDT

Att. 30,057 - Dome - 70 F

TOP

livebaseballscorecards.com

| Batter | 1 | 2 | 3 | 4 | 5 | 6 | 7 | 8 | 9 | AB | R | H | RBI | BB | SO | LOB |
|---|---|---|---|---|---|---|---|---|---|---|---|---|---|---|---|---|
| 22 Andrew McCutchen, R (1, 8)<br>OBP: 0.381, SLG: 0.492 | C FF 91<br>F SI 91<br>F SL 88<br>B FF 92<br>F CU 53<br>S<br>1-3 ① K | | C SI 92<br>1 SAFE<br>B SI 91<br>F FF 91<br>B CH 86<br>X SL 89<br>2-2<br>1-H HR | | 1 SAFE<br>B SI 91<br>C SI 90<br>F SL 89<br>B FF 91<br>X CH 86<br>2-2 ① P4 | | F SI 91<br>X SI 93<br>0-1<br>3 WP<br>1-2 1B | | B SI 90<br>X SI 90<br>1-0 ① G6-3 | 5 | 1 | 2 | 2 | 0 | 1 | 1 |
| 3 Nyjer Morgan, L (1, 7)<br>OBP: 0.338, SLG: 0.340 | C FF 92<br>F SI 93<br>X FF 92<br>0-2 ② F8 | | F SL 87<br>B SL 89<br>X FF 92<br>1-1 ② G6-3 | | X SL 88<br>0-0 ②③ G4-6-3<br>1-2f | | C FF 92<br>F SL 86<br>F SL 87<br>B SI 93<br>B SL 88<br>X SL 87<br>2-2 ③ G5-3<br>1-2<br>2-3 | | B SI 89<br>B CH 84<br>B SI 89<br>C SI 89<br>B SI 89<br>4-1<br>12 1B<br>12 S<br>25 SF7<br>BB | 4 | 1 | 0 | 0 | 1 | 0 | 3 |
| 12 Freddy Sanchez, R (1, 4)<br>OBP: 0.355, SLG: 0.481 | B SI 92<br>B CH 84<br>C SI 92<br>F SI 92<br>X CH 86<br>2-2 1B | | B CH 86<br>B SI 92<br>X SI 92<br>2-0 ③ F9 | | | S CH 84<br>C SL 86<br>B SI 91<br>B FF 92<br>F SL 89<br>B SI 92<br>X SL 88<br>3-2 ① G6-3 | | C FF 93<br>B CH 84<br>X FF 92<br>1-1 ① G4-3 | B CH 88<br>B SI 90<br>X FF 91<br>2-0<br>1-3 1B | 5 | 0 | 2 | 0 | 0 | 0 | 0 |
| 25 Adam LaRoche, L (1, 3)<br>OBP: 0.356, SLG: 0.484 | B SI 92<br>S SL 88<br>X SI 92<br>1-1 ③ F8 | | | B FF 91<br>C SL 87<br>X SI 92<br>1-1<br>15 HR 2B | | C SI 93<br>C SI 92<br>S SL 88<br>0-3 ② K | | B FF 94<br>B SL 82<br>X FF 92<br>2-0 HR | B CH 84<br>B SI 91<br>C SL 80<br>F FF 91<br>X SI 90<br>2-2 ②<br>3-H SF7 | 4 | 2 | 2 | 2 | 0 | 1 | 1 |
| 24 Delwyn Young, S (1, 9)<br>OBP: 0.418, SLG: 0.438 | | B FF 90<br>X SI 91<br>1-0 ① F8 | | C SI 92<br>C FF 92<br>F SL 88<br>S CH 87<br>0-3 ① K | | B CH 87<br>S CH 86<br>B SL 89<br>C SL 87<br>X CH 87<br>2-2<br>16 S 1B | | S SL 81<br>F FF 92<br>B FF 92<br>B FF 93<br>B FF 92<br>B FF 92<br>4-2<br>15 FC6-5<br>16 BB BB | S SL 80<br>B CH 87<br>F FF 91<br>F SL 78<br>F SI 91<br>F SL 73<br>B SI 90<br>X SL 83<br>2-2 ③ G3-1 | 4 | 0 | 1 | 0 | 1 | 1 | 2 |
| 16 Eric Hinske, L (1, 10)<br>OBP: 0.393, SLG: 0.393 | | C SI 91<br>B SI 92<br>B FF 91<br>C SL 86<br>B SL 88<br>F SL 87<br>C SL 87<br>3-3 ② K | | B FF 92<br>S FF 92<br>S SI 93<br>B FF 93<br>S SI 93<br>2-3 ② K | | S SL 88<br>1 SAFE<br>1 SAFE<br>B SI 92<br>1 SAFE<br>S SL 87<br>S SL 89<br>1-3 ③ K<br>1-2 | | B FF 93<br>B FF 92<br>C FF 92<br>B SL 82<br>B FF 92<br>4-1<br>15 FC6-5<br>1-2 23 2B BB | | 3 | 1 | 0 | 0 | 1 | 3 | 2 |
| 15 Andy LaRoche, R (1, 5)<br>OBP: 0.356, SLG: 0.396 | | F SI 92<br>B SI 92<br>X SL 88<br>1-1 ③ F8 | | B FF 93<br>X FF 93<br>1-0<br>2-H HR | | | B SL 87<br>X CH 85<br>1-0 ① G5-3 | B SI 89<br>C SL 85<br>B SL 84<br>X SI 89<br>2-1 ②<br>1-2<br>2-3f FC6-5 23 2B | | 4 | 2 | 1 | 2 | 0 | 0 | 2 |
| 23 Robinzon Diaz, R (1, 2)<br>OBP: 0.313, SLG: 0.397 | | | B SI 91<br>C SI 91<br>X SI 91<br>1-1 ① F8 | X FF 92<br>0-0 ③ G6-3 | | | C SI 92<br>X CH 86<br>0-1 ② P4 | S SI 90<br>B SL 83<br>B SI 92<br>X SL 85<br>2-1<br>1-H<br>2-H 2B | | 4 | 0 | 1 | 2 | 0 | 0 | 0 |
| 2 Jack Wilson, R (1, 6)<br>OBP: 0.297, SLG: 0.388 | | | C FF 91<br>X SI 92<br>0-1<br>22 HR 1B | | B SL 85<br>C SL 86<br>B CH 84<br>S SL 83<br>B FF 92<br>B SL 86<br>4-2<br>3 G4-6-3 BB | | B SL 88<br>C CH 86<br>X CH 85<br>1-1<br>3 WP<br>22 1B 1B | B SI 91<br>X SI 89<br>1-0 ③ G6-3 | | 3 | 1 | 2 | 0 | 1 | 0 | 1 |
| Inning Stats | R: 0<br>E: 0<br>K: 1<br>S: 13<br>H: 1<br>LOB: 1<br>BB: 0<br>P: 17 | R: 0<br>E: 0<br>K: 1<br>S: 7<br>H: 0<br>LOB: 0<br>BB: 0<br>P: 12 | R: 2<br>E: 0<br>K: 0<br>S: 10<br>H: 2<br>LOB: 0<br>BB: 0<br>P: 16 | R: 2<br>E: 0<br>K: 2<br>S: 11<br>H: 2<br>LOB: 0<br>BB: 0<br>P: 15 | R: 0<br>E: 0<br>K: 0<br>S: 6<br>H: 0<br>LOB: 0<br>BB: 1<br>P: 12 | R: 0<br>E: 0<br>K: 2<br>S: 13<br>H: 1<br>LOB: 1<br>BB: 0<br>P: 19 | R: 0<br>E: 0<br>K: 0<br>S: 11<br>H: 2<br>LOB: 2<br>BB: 0<br>P: 15 | R: 3<br>E: 0<br>K: 0<br>S: 11<br>H: 2<br>LOB: 1<br>BB: 2<br>P: 27 | R: 1<br>E: 0<br>K: 0<br>S: 12<br>H: 1<br>LOB: 1<br>BB: 1<br>P: 23 | 1B: 6<br>2B: 2<br>3B: 0<br>HR: 3<br>SF: 1<br>SAC: 0<br>DP: 1<br>HBP: 0 | | | | | | |

| | AB | 36 |
|---|---|---|
| | R | 8 |
| | H | 11 |
| | RBI | 8 |
| | BB | 4 |
| | SO | 6 |
| | LOB | 12 |

WP: 1 PA: 41
PB: 0
SB: 2
CS: 0

| PITCHER | | IP | WLS | BF | H | R | ER | SO | BB | IBB | HBP | BLK | WP | HR | S | P | ERA | WHIP |
|---|---|---|---|---|---|---|---|---|---|---|---|---|---|---|---|---|---|---|
| 47 Francisco Liriano, L<br>ERA: 5.91 | (1, 1) | 7.0 | L | 29 | 8 | 4 | 4 | 6 | 1 | 0 | 0 | 0 | 1 | 2 | 71 | 106 | 5.14 | 1.286 |
| 60 Sean Henn, L<br>ERA: 5.91 | (8, 1) | 0.1 | | 4 | 1 | 3 | 3 | 0 | 2 | 0 | 0 | 0 | 0 | 1 | 6 | 17 | 81.00 | 9.000 |
| 18 Luis Ayala, R<br>ERA: 4.06 | (8, 1) | 1.2 | | 8 | 2 | 1 | 1 | 0 | 1 | 0 | 0 | 0 | 0 | 0 | 17 | 33 | 5.40 | 1.800 |

| PITCHER | | IP | WLS | BF | H | R | ER | SO | BB | IBB | HBP | BLK | WP | HR | S | P | ERA | WHIP |
|---|---|---|---|---|---|---|---|---|---|---|---|---|---|---|---|---|---|---|

| Batter | 1 | 2 | 3 | 4 | 5 | 6 | 7 | 8 | 9 | AB | R | H | RBI | BB | SO | LOB |
|---|---|---|---|---|---|---|---|---|---|---|---|---|---|---|---|---|
| 23 Brendan Harris, R (1, 6)<br>OBP: 0.333, SLG: 0.384 | B FF 90<br>X SI 91<br>1-0 ① P4 | | C SL 84<br>B SI 93<br>X SL 87<br>1-1 ① G1-3 | X FF 94<br>0-0 ③ F9 | | | C FF 90<br>F CH 83<br>X CH 84<br>0-2 7 PB 1B | | B FF 90<br>B SI 90<br>B SI 90<br>C SI 90<br>C SI 90<br>X SI 89<br>3-2 ① P6 | 5 | 0 | 1 | 0 | 0 | 0 | 1 |
| 7 Joe Mauer, L (1, 2)<br>OBP: 0.495, SLG: 0.750 | B SI 92<br>B SI 91<br>C FF 91<br>C CH 85<br>B SL 83<br>F SI 93<br>F SI 93<br>X SI 93<br>3-2 ② L7 | | C SI 80<br>F FF 93<br>B FF 94<br>B SL 84<br>F FF 93<br>X SL 87<br>2-2 24 2B 2B | | B SL 82<br>C FF 93<br>B CH 86<br>F FF 93<br>X FF 92<br>2-2 ① F8 | | B FF 90<br>B SL 84<br>B SL 83<br>C FF 90<br>B FF 90<br>4-1 33 BB 2-3 BB | | B SI 90<br>C SI 90<br>B CH 83<br>F FF 90<br>D CH 84<br>X SI 90<br>3-2 ② F9 1-2 | 4 | 1 | 1 | 0 | 1 | 0 | 1 |
| 33 Justin Morneau, L (1, 3)<br>OBP: 0.402, SLG: 0.588 | B FF 93<br>B SI 93<br>C SI 94<br>B CH 87<br>C FF 93<br>B FF 94<br>4-2 16 1B BB | | B SI 93<br>B SI 93<br>B SI 92<br>F SI 93<br>F FF 94<br>X SI 94<br>3-2 ② F7 | | X CH 81<br>0-0 ② G4-3 | | B SL 85<br>B FF 90<br>B FF 90<br>B FF 90<br>4-0 1-2 BB | | B FF 90<br>X SI 90<br>1-0 ③ F8 | 3 | 0 | 0 | 0 | 2 | 0 | 2 |
| 16 Jason Kubel, L (1, 10)<br>OBP: 0.377, SLG: 0.543 | B SI 92<br>X CH 86<br>1-0 1-2 1B | | B SL 82<br>F SL 83<br>B SI 94<br>D CH 78<br>S FF 93<br>F SI 94<br>F SI 94<br>B FF 94<br>4-2 24 2B BB | | C SI 91<br>B CH 86<br>S CH 85<br>B CH 87<br>C FF 93<br>2-3 ③ K | | C SL 84<br>F SL 85<br>F SL 83<br>S FF 90<br>0-3 ② K | | | 3 | 1 | 1 | 0 | 1 | 2 | 3 |
| 24 Joe Crede, R (1, 5)<br>OBP: 0.300, SLG: 0.464 | X SL 82<br>0-0 ③ F8 | | C SI 81<br>F FF 91<br>D CH 88<br>B SL 82<br>B FF 94<br>F SL 81<br>X SI 94<br>3-2 1-H 2-H 2B | | | B SL 85<br>B FF 89<br>F FF 90<br>F SI 92<br>X SL 83<br>2-2 ① G5-3 | B FF 92<br>X CH 85<br>1-0 ③ G1-3 | | | 4 | 0 | 1 | 2 | 0 | 0 | 5 |
| 5 Michael Cuddyer, R (1, 9)<br>OBP: 0.356, SLG: 0.491 | | C FF 92<br>B SL 86<br>S SL 88<br>X CH 87<br>1-2 8 FC4 1B | B SL 86<br>F FF 91<br>F CH 81<br>B FF 92<br>D SL 88<br>B CH 82<br>4-2 BB | | | B SL 84<br>B FF 92<br>C FF 90<br>X FF 92<br>2-1 21 FC1-5-2 3B | | B FF 90<br>B FF 88<br>C FF 89<br>B FF 90<br>B FF 89<br>4-1 21 G5-4-3 BB | | 2 | 0 | 2 | 0 | 2 | 0 | 0 |
| 21 Delmon Young, R (1, 7)<br>OBP: 0.280, SLG: 0.284 | | X SL 79<br>0-0 ① F8 | S SL 86<br>D FF 89<br>F SL 82<br>F FF 92<br>S CH 84<br>1-3 ③ K | | | X CH 87<br>0-0 ② FC1-5-2 3-H | | C CH 83<br>B CH 84<br>X CH 83<br>1-1 ① ② G5-4-3 1-2f | | 4 | 0 | 0 | 0 | 0 | 1 | 5 |
| 22 Carlos Gómez, R (1, 8)<br>OBP: 0.283, SLG: 0.329 | | 1 SAFE<br>1 SAFE<br>B FF 91<br>X SL 79<br>1-0 ② P5 | | F FF 92<br>B SI 93<br>B SL 86<br>B SI 93<br>X FF 93<br>3-1 ① L4 | | B SL 87<br>F SL 81<br>B SL 82<br>F FF 94<br>B SI 92<br>X SL 82<br>3-2 ③ G5-3 | | C FF 91<br>B FF 91<br>X CH 82<br>1-1 ③ P3 | | 4 | 0 | 0 | 0 | 0 | 0 | 2 |
| 8 Nick Punto, S (1, 4)<br>OBP: 0.305, SLG: 0.230 | | C SI 89<br>B SI 90<br>X SI 89<br>1-1 ③ FC4 1-2f | | B FF 93<br>B SI 93<br>C SI 93<br>C FF 92<br>F SI 93<br>F FF 92<br>B SI 93<br>F FF 93<br>X SI 92<br>3-2 ② F7 | | | X FF 90<br>0-0 ① B1-3 | | B SI 89<br>B SI 89<br>B SI 90<br>C SI 89<br>B SI 89<br>4-1 7 DI BB | 3 | 0 | 0 | 0 | 1 | 0 | 1 |
| Inning Stats | R: 0 H: 1<br>E: 0 LOB: 2<br>K: 0 BB: 1<br>S: 10 P: 19 | R: 0 H: 1<br>E: 0 LOB: 1<br>K: 0 BB: 0<br>S: 7 P: 10 | R: 2 H: 2<br>E: 0 LOB: 2<br>K: 1 BB: 2<br>S: 23 P: 41 | R: 0 H: 0<br>E: 0 LOB: 0<br>K: 0 BB: 0<br>S: 9 P: 15 | R: 0 H: 0<br>E: 0 LOB: 0<br>K: 1 BB: 0<br>S: 7 P: 11 | R: 0 H: 1<br>E: 0 LOB: 1<br>K: 0 BB: 0<br>S: 9 P: 16 | R: 0 H: 1<br>E: 0 LOB: 3<br>K: 1 BB: 2<br>S: 10 P: 19 | R: 0 H: 0<br>E: 0 LOB: 0<br>K: 0 BB: 1<br>S: 5 P: 11 | R: 0 H: 0<br>E: 0 LOB: 1<br>K: 0 BB: 1<br>S: 8 P: 19 | 1B: 3 SF: 0<br>2B: 2 SAC: 0<br>3B: 1 DP: 1<br>HR: 0 HBP: 0 | | | | | | |

| PITCHER | | IP | WLS | BF | H | R | ER | SO | BB | IBB | HBP | BLK | WP | HR | S | P | ERA | WHIP |
|---|---|---|---|---|---|---|---|---|---|---|---|---|---|---|---|---|---|---|
| 45 Ian Snell, R<br>ERA: 5.08 | (1, 1) | 6.0 | W | 26 | 5 | 2 | 2 | 2 | 3 | 0 | 0 | 0 | 0 | 0 | 65 | 112 | 3.00 | 1.333 |
| 34 John Grabow, L<br>ERA: 3.48 | (7, 1) | 2.0 | H | 9 | 1 | 0 | 0 | 1 | 3 | 0 | 0 | 0 | 0 | 0 | 15 | 30 | 0.00 | 2.000 |
| 58 Steven Jackson, R<br>ERA: 5.63 | (9, 1) | 1.0 | | 4 | 0 | 0 | 0 | 0 | 1 | 0 | 0 | 0 | 0 | 0 | 8 | 19 | 0.00 | 1.000 |

| PITCHER | IP | WLS | BF | H | R | ER | SO | BB | IBB | HBP | BLK | WP | HR | S | P | ERA | WHIP |
|---|---|---|---|---|---|---|---|---|---|---|---|---|---|---|---|---|---|

# BOTTOM

# Pittsburgh Pirates @ Minnesota Twins

Hubert H. Humphrey Metrodome, Minneapolis, MN

Wed Jun 17 2009, 8:10 PM EDT

Att. 30,057 - Dome - 70 F

livebaseballscorecards.com

| | |
|---|---|
| AB | 32 |
| R | 2 |
| H | 6 |
| RBI | 2 |
| BB | 7 |
| SO | 3 |
| LOB | 20 |

| | | | |
|---|---|---|---|
| WP: 0 | PA: 39 | | |
| PB: 1 | | | |
| SB: 0 | | | |
| CS: 0 | | | |

# Pittsburgh Pirates @ Minnesota Twins

Hubert H. Humphrey Metrodome, Minneapolis, MN

Thu Jun 18 2009, 1:10 PM EDT

Att. 30,670 - Dome - 68 F

TOP

livebaseballscorecards.com

| Batter | 1 | 2 | 3 | 4 | 5 | 6 | 7 | 8 | 9 | AB | R | H | RBI | BB | SO | LOB |
|---|---|---|---|---|---|---|---|---|---|---|---|---|---|---|---|---|
| 22 Andrew McCutchen, R (1, 8)<br>OBP: 0.373, SLG: 0.476 | G1-3 | | 3 G1-6-3 1B | | | G5-3 | | | L5 | 4 | 0 | 1 | 0 | 0 | 0 | 0 |
| 3 Nyjer Morgan, L (1, 7)<br>OBP: 0.333, SLG: 0.335 | G6-3 | | G1-6-3 | | | G5-3 | | | L5 | 4 | 0 | 0 | 0 | 0 | 0 | 2 |
| 16 Eric Hinske, L (1, 10)<br>OBP: 0.387, SLG: 0.398 | G3 | | | G4-3 | | | F7 | | 25 1B 2B | 4 | 1 | 1 | 0 | 0 | 0 | 0 |
| 25 Adam LaRoche, L (1, 3)<br>OBP: 0.355, SLG: 0.480 | | G1-3 | | G4-3 | | | K | | 2-H 1B | 4 | 0 | 1 | 1 | 0 | 1 | 0 |
| 15 Andy LaRoche, R (1, 5)<br>OBP: 0.350, SLG: 0.389 | | G5-3 | | G3 | | | P3 | | G4-3 | 4 | 0 | 0 | 0 | 0 | 0 | 1 |
| 44 Brandon Moss, L (1, 9)<br>OBP: 0.299, SLG: 0.355 | | 2B | | | 35 G4-6-3 1B | | | F9 | | 3 | 0 | 2 | 0 | 0 | 0 | 0 |
| 35 Jason Jaramillo, S (1, 2)<br>OBP: 0.351, SLG: 0.393 | | G3 | | | G4-6-3 | | | K | | 3 | 0 | 0 | 0 | 0 | 1 | 2 |
| 5 Ramón Vázquez, L (1, 4)<br>OBP: 0.357, SLG: 0.265 | | | F7 | | P4 | | | 2 FC6-4 BB | | 2 | 0 | 0 | 0 | 1 | 0 | 0 |
| 2 Jack Wilson, R (1, 6)<br>OBP: 0.297, SLG: 0.387 | | | 22 1B 1B | | | F8 | | FC6-4 | | 3 | 0 | 1 | 0 | 0 | 0 | 1 |

| | AB | 31 |
|---|---|---|
| | R | 1 |
| | H | 6 |
| | RBI | 1 |
| | BB | 1 |
| | SO | 2 |
| | LOB | 6 |

| Inning Stats | 1 | 2 | 3 | 4 | 5 | 6 | 7 | 8 | 9 |
|---|---|---|---|---|---|---|---|---|---|
| | R: 0 H: 0<br>E: 0 LOB: 0<br>K: 0 BB: 0<br>S: 6 P: 10 | R: 0 H: 1<br>E: 0 LOB: 1<br>K: 0 BB: 0<br>S: 9 P: 14 | R: 0 H: 2<br>E: 0 LOB: 1<br>K: 0 BB: 0<br>S: 9 P: 12 | R: 0 H: 0<br>E: 0 LOB: 0<br>K: 0 BB: 0<br>S: 9 P: 13 | R: 0 H: 1<br>E: 0 LOB: 0<br>K: 0 BB: 0<br>S: 6 P: 10 | R: 0 H: 0<br>E: 0 LOB: 0<br>K: 0 BB: 0<br>S: 7 P: 9 | R: 0 H: 0<br>E: 0 LOB: 0<br>K: 1 BB: 0<br>S: 7 P: 12 | R: 0 H: 0<br>E: 0 LOB: 1<br>K: 1 BB: 1<br>S: 6 P: 11 | R: 1 H: 2<br>E: 0 LOB: 1<br>K: 0 BB: 0<br>S: 11 P: 16 |

| | 1B: 4 | SF: 0 | WP: 0 | PA: 32 |
|---|---|---|---|---|
| | 2B: 2 | SAC: 0 | PB: 0 | |
| | 3B: 0 | DP: 2 | SB: 0 | |
| | HR: 0 | HBP: 0 | CS: 0 | |

| PITCHER | IP | WLS | BF | H | R | ER | SO | BB | IBB | HBP | BLK | WP | HR | S | P | ERA | WHIP |
|---|---|---|---|---|---|---|---|---|---|---|---|---|---|---|---|---|---|
| 53 Nick Blackburn, R (1, 1)<br>ERA: 3.09 | 9.0 | W | 32 | 6 | 1 | 1 | 2 | 1 | 0 | 0 | 0 | 0 | 0 | 70 | 107 | 1.00 | 0.778 |

| PITCHER | IP | WLS | BF | H | R | ER | SO | BB | IBB | HBP | BLK | WP | HR | S | P | ERA | WHIP |
|---|---|---|---|---|---|---|---|---|---|---|---|---|---|---|---|---|---|

# BOTTOM

## Pittsburgh Pirates @ Minnesota Twins

Hubert H. Humphrey Metrodome, Minneapolis, MN

Thu Jun 18 2009, 1:10 PM EDT

Att. 30,670 - Dome - 68 F

livebaseballscorecards.com

| Batter | 1 | 2 | 3 | 4 | 5 | 6 | 7 | 8 | 9 | AB | R | H | RBI | BB | SO | LOB |
|---|---|---|---|---|---|---|---|---|---|---|---|---|---|---|---|---|
| 22 Carlos Gómez, R (1, 8)<br>OBP: 0.282, SLG: 0.322 | X FF 88<br>0-0 ① F9 | | B FF 89<br>1 SAFE<br>M CH 81<br>B CH 80<br>B CH 78<br>B FF 88<br>4-1<br>33 G4-6-3 23 1B<br>1-2<br>BB | | C FF 88<br>F FF 88<br>D CU 73<br>F FF 88<br>D CH 78<br>X CU 74<br>2-2 ② G5-3 | | F FF 95<br>C FF 95<br>X FF 94<br>0-2 ② G6-3 | | | 3 | 0 | 0 | 0 | 1 | 0 | 1 |
| 23 Brendan Harris, R (1, 6)<br>OBP: 0.341, SLG: 0.392 | B SI 88<br>B SI 89<br>X SI 88<br>2-0<br>33 2B 1B | | C FF 88<br>B FF 88<br>X CH 82<br>1-1<br>33 G4-6-3<br>1-2<br>2-3<br>1B | | C CH 79<br>B FF 87<br>D CH 80<br>X FF 87<br>2-1 ③ F8 | | X SI 95<br>0-0<br>1B | | | 4 | 1 | 3 | 0 | 0 | 0 | 1 |
| 33 Justin Morneau, L (1, 3)<br>OBP: 0.400, SLG: 0.587 | B FF 89<br>C CU 74<br>1 SAFE<br>X FF 90<br>1-1<br>1-H 2B | | B CU 75<br>B SI 88<br>F SI 88<br>X CU 74<br>2-1 ① ② G4-6-3<br>1-2f<br>2-3<br>3-H | | | F CU 73<br>B SI 88<br>X SI 88<br>1-1 ① G4-3 | 1 SAFE<br>S CH 84<br>F FF 94<br>F CH 84<br>X CH 84<br>0-2 ③ G6-3 | | | 4 | 0 | 1 | 1 | 0 | 0 | 3 |
| 5 Michael Cuddyer, R (1, 9)<br>OBP: 0.358, SLG: 0.513 | B SI 89<br>C FF 89<br>C CU 74<br>X FF 89<br>1-2 ② P3 | | B CH 82<br>B SI 88<br>B CH 81<br>C FF 88<br>X CH 81<br>3-1 ③ G6-3 | | | B FF 88<br>B SI 88<br>X SI 88<br>2-0<br>HR | | F FF 94<br>X FF 93<br>0-1<br>24 FC5-2 3B | | 4 | 1 | 2 | 1 | 0 | 0 | 2 |
| 16 Jason Kubel, L (1, 7)<br>OBP: 0.374, SLG: 0.542 | B FF 89<br>D SL 81<br>B FF 90<br>C FF 88<br>S SI 90<br>F CU 76<br>X SL 82<br>3-2 ③ F7 | | | X CU 73<br>0-0 ① G3 | | B FF 88<br>X FF 88<br>1-0<br>24 F8 2B | | F FF 94<br>S FF 94<br>F FF 93<br>D CH 86<br>X CH 85<br>1-2 ① G3 | | 4 | 0 | 1 | 0 | 0 | 0 | 2 |
| 24 Joe Crede, R (1, 5)<br>OBP: 0.294, SLG: 0.454 | | C SI 88<br>F SI 88<br>B CH 81<br>X CU 74<br>1-2 ① P4 | | B SI 87<br>B CH 81<br>F SI 87<br>F FF 88<br>X FF 89<br>2-2 ② F8 | | F CU 74<br>S CH 81<br>F FF 88<br>B CH 79<br>X FF 88<br>1-2 ② F8<br>2-3 | | X SI 91<br>0-0 ② FC5-2<br>32 HR<br>3-H | | 4 | 1 | 0 | 0 | 0 | 0 | 2 |
| 32 Brian Buscher, L (1, 10)<br>OBP: 0.333, SLG: 0.321 | | B FF 88<br>B FF 88<br>C FF 89<br>F FF 90<br>B SL 82<br>F SI 90<br>F SI 90<br>X CH 82<br>3-2 ② G1-3 | | B FF 89<br>F SI 89<br>S CU 74<br>B CU 74<br>B FF 89<br>X CH 82<br>3-2 ③ F8 | | C CU 73<br>D CU 73<br>B SI 87<br>B FF 88<br>C CU 74<br>B CU 73<br>4-2<br>BB | | C FF 94<br>X CH 85<br>0-1<br>1-H HR | | 3 | 1 | 1 | 2 | 1 | 0 | 0 |
| 55 Mike Redmond, R (1, 2)<br>OBP: 0.321, SLG: 0.311 | | C SI 88<br>X FF 89<br>0-1 ③ L4 | | | B FF 86<br>X SI 87<br>1-0 ① F8 | C CH 80<br>X FF 87<br>0-1 ③ F8 | | C FF 95<br>S FF 94<br>S FF 95<br>0-3 ③ K | | 4 | 0 | 0 | 0 | 0 | 1 | 2 |
| 8 Nick Punto, S (1, 4)<br>OBP: 0.311, SLG: 0.246 | | | C FF 87<br>B SI 87<br>F SI 88<br>F FF 87<br>X SL 82<br>1-2<br>23 1B 22 S<br>33 G4-6-3<br>1B | | B SI 87<br>F FF 87<br>B SI 88<br>F FF 88<br>X CU 74<br>2-2<br>E7<br>2B | | B SI 95<br>F FF 94<br>C CH 84<br>B FC 90<br>S FF 94<br>2-3 ① K | | | 3 | 1 | 2 | 0 | 0 | 1 | 0 |
| Inning Stats | R: 1 H: 2<br>E: 0 LOB: 1<br>K: 0 BB: 0<br>S: 11 P: 18 | R: 0 H: 0<br>E: 0 LOB: 0<br>K: 0 BB: 0<br>S: 10 P: 14 | R: 1 H: 2<br>E: 0 LOB: 1<br>K: 0 BB: 1<br>S: 11 P: 22 | R: 0 H: 0<br>E: 0 LOB: 0<br>K: 0 BB: 0<br>S: 7 P: 12 | R: 0 H: 1<br>E: 1 LOB: 1<br>K: 0 BB: 0<br>S: 10 P: 17 | R: 1 H: 2<br>E: 0 LOB: 2<br>K: 0 BB: 1<br>S: 12 P: 21 | R: 0 H: 1<br>E: 0 LOB: 1<br>K: 1 BB: 0<br>S: 11 P: 13 | R: 2 H: 2<br>E: 0 LOB: 0<br>K: 1 BB: 0<br>S: 12 P: 13 | | 1B: 4 SF: 0<br>2B: 3 SAC: 0<br>3B: 1 DP: 1<br>HR: 2 HBP: 0 | | | | WP: 0 PA: 35<br>PB: 0<br>SB: 1<br>CS: 0 | | |

| PITCHER | | IP | WLS | BF | H | R | ER | SO | BB | IBB | HBP | BLK | WP | HR | S | P | ERA | WHIP |
|---|---|---|---|---|---|---|---|---|---|---|---|---|---|---|---|---|---|---|
| 57 Zach Duke, L<br>ERA: 3.18 | (1, 1) | 6.0 | L | 26 | 7 | 3 | 3 | 0 | 2 | 0 | 0 | 0 | 0 | 1 | 61 | 104 | 4.50 | 1.500 |
| 43 Jesse Chavez, R<br>ERA: 3.07 | (7, 1) | 2.0 | | 9 | 3 | 2 | 2 | 2 | 0 | 0 | 0 | 0 | 0 | 1 | 23 | 26 | 9.00 | 1.500 |

| PITCHER | IP | WLS | BF | H | R | ER | SO | BB | IBB | HBP | BLK | WP | HR | S | P | ERA | WHIP |
|---|---|---|---|---|---|---|---|---|---|---|---|---|---|---|---|---|---|

# Pittsburgh Pirates @ Colorado Rockies

Coors Field, Denver, CO

Fri Jun 19 2009, 7:10 PM MDT

Att. 31,248 - Partly Cloudy - 76 F

TOP

livebaseballscorecards.com

| Batter | 1 | 2 | 3 | 4 | 5 | 6 | 7 | 8 | 9 | AB | R | H | RBI | BB | SO | LOB |
|---|---|---|---|---|---|---|---|---|---|---|---|---|---|---|---|---|
| 22 Andrew McCutchen, R (1, 8)<br>OBP: 0.375, SLG: 0.515 | C SI 91<br>X SL 87<br>0-1<br>G6-3 ① | | B SI 90<br>B SL 85<br>C SI 91<br>F SL 85<br>S SL 84<br>2-3<br>K ② | | | B SI 89<br>X SI 89<br>1-0<br>12<br>G4-3<br>2B | | S SI 89<br>B SI 88<br>C SL 82<br>S SI 89<br>1-3<br>K ① | D SL 85<br>X SI 91<br>1-0<br>1-H<br>3B | 5 | 0 | 2 | 1 | 0 | 2 | 0 |
| 3 Nyjer Morgan, L (1, 7)<br>OBP: 0.331, SLG: 0.329 | B SI 90<br>C SI 91<br>C SL 87<br>H SL 84<br>2-2<br>12<br>1B<br>HBP | | B SI 90<br>C SI 90<br>C SI 90<br>F SL 84<br>F SI 92<br>F SL 83<br>F SI 92<br>C SL 84<br>1-3<br>K ③ | | | B SI 89<br>F SI 90<br>X SI 89<br>1-1<br>F7 ① | | X SI 89<br>0-0<br>G6-3 ② | S SI 92<br>F FF 94<br>F SL 81<br>B SI 92<br>B SL 82<br>X FF 94<br>2-2<br>G6-3 ③ | 4 | 0 | 0 | 0 | 0 | 1 | 2 |
| 12 Freddy Sanchez, R (1, 4)<br>OBP: 0.357, SLG: 0.481 | C SI 91<br>X SI 91<br>0-1<br>1-2<br>1B ② | | | C SI 90<br>B SL 84<br>B SL 84<br>S SL 82<br>F SI 91<br>X SI 90<br>2-2<br>G6-3 ① | | C SI 91<br>X SL 82<br>0-1<br>G4-3<br>2-3 ② | | C SL 84<br>C SI 88<br>X SI 90<br>0-2<br>25<br>1B<br>1B | | 4 | 0 | 2 | 0 | 0 | 0 | 1 |
| 25 Adam LaRoche, L (1, 3)<br>OBP: 0.357, SLG: 0.478 | D SI 91<br>D CH 82<br>X SI 91<br>2-0<br>G3 ③ | | | B CH 83<br>B SI 90<br>X SI 90<br>2-0<br>G3-1 ② | | B SI 90<br>B SI 90<br>F SI 89<br>B SI 91<br>F SI 89<br>B SI 90<br>4-2<br>BB | | B SI 90<br>X SI 89<br>1-0<br>1-3<br>1B | | 3 | 0 | 1 | 0 | 1 | 0 | 1 |
| 24 Delwyn Young, S (1, 9)<br>OBP: 0.422, SLG: 0.429 | | C SI 89<br>B CH 83<br>B CH 84<br>B SI 90<br>S SI 89<br>B SI 88<br>4-2<br>23<br>FC5-4<br>BB | | B SI 91<br>F SI 89<br>B CH 83<br>B SI 90<br>F SI 88<br>B SL 83<br>4-2<br>BB | | C SI 90<br>X SI 91<br>0-1<br>G3 ③ | | C SI 89<br>X SI 90<br>0-1<br>G6-3 ③ | | 2 | 0 | 0 | 0 | 2 | 0 | 4 |
| 15 Andy LaRoche, R (1, 5)<br>OBP: 0.348, SLG: 0.386 | | C SI 91<br>B SL 86<br>B SI 91<br>X SI 91<br>2-1<br>F8 ① | | S SL 84<br>X<br>0-1<br>G6-3 ③ | | | B SI 88<br>B SI 88<br>B SI 88<br>C SI 89<br>X SI 88<br>3-1<br>G6-3 ① | | X SI 88<br>0-0<br>23<br>FC4-6<br>1B | 4 | 0 | 1 | 0 | 0 | 0 | 2 |
| 23 Robinzon Diaz, R (1, 2)<br>OBP: 0.299, SLG: 0.378 | | B SI 93<br>X SI 91<br>1-0<br>FC5-4<br>1-2f ② | | | C SI 89<br>F SL 84<br>B SL 82<br>B SL 84<br>B SI 88<br>F SI 91<br>X SL 81<br>3-2<br>G5-3 ① | | B SL 82<br>X SI 89<br>1-0<br>G6-3 ② | X SI 90<br>0-0<br>FC4-6<br>2<br>G1-3<br>16<br>1B<br>1-2f ① | 4 | 1 | 0 | 0 | 0 | 0 | 2 |
| 2 Jack Wilson, R (1, 6)<br>OBP: 0.296, SLG: 0.401 | | C SI 92<br>B SI 91<br>X SI 91<br>1-1<br>G6-3 ③ | | | B SI 90<br>C SI 90<br>F SL 81<br>B SI 91<br>F SL 82<br>B SL 85<br>X SI 90<br>3-2<br>G6-3 ② | | B SI 91<br>F SI 89<br>X SI 90<br>1-1<br>HR | C SI 90<br>F SI 90<br>X SL 84<br>0-2<br>G1-3<br>1-2 ② | 4 | 1 | 1 | 1 | 0 | 0 | 2 |
| 49 Ross Ohlendorf, R (1, 1)<br>OBP: 0.069, SLG: 0.036<br>17 Sean Burnett, L (6, 1)<br>44 Brandon Moss, L (7, PH)<br>OBP: 0.297, SLG: 0.353<br>47 Evan Meek, R (7, 1)<br>55 Matt Capps, R (8, 1)<br>16 Eric Hinske, L (9, PH)<br>OBP: 0.393, SLG: 0.404 | | | C SI 90<br>X SI 91<br>0-1<br>G1-3 ① | | B SI 90<br>C SI 90<br>X SI 90<br>1-1<br>G5-3 ③ | B SI 91<br>X SI 89<br>1-0<br>G4-3 ③ | | C SI 90<br>B SL 86<br>F SI 91<br>X SL 83<br>1-2<br>22<br>3B<br>2-H<br>1B | 2<br>0<br>1<br>0<br>0<br>1 | 0<br>0<br>0<br>0<br>0<br>1 | 0<br>0<br>0<br>0<br>0<br>1 | 0<br>0<br>0<br>0<br>0<br>1 | 0<br>0<br>0<br>0<br>0<br>0 | 0<br>0<br>0<br>0<br>0<br>0 | 0<br>0<br>0<br>0<br>0<br>0 |
| Inning Stats | R: 0<br>E: 0<br>K: 0<br>S: 7<br>H: 1<br>LOB: 1<br>BB: 0<br>P: 11 | R: 0<br>E: 0<br>K: 0<br>S: 7<br>H: 0<br>LOB: 1<br>BB: 1<br>P: 15 | R: 0<br>E: 0<br>K: 2<br>S: 12<br>H: 0<br>LOB: 0<br>BB: 0<br>P: 15 | R: 0<br>E: 0<br>K: 0<br>S: 9<br>H: 0<br>LOB: 1<br>BB: 1<br>P: 17 | R: 0<br>E: 0<br>K: 0<br>S: 10<br>H: 0<br>LOB: 0<br>BB: 0<br>P: 17 | R: 0<br>E: 0<br>K: 0<br>S: 9<br>H: 1<br>LOB: 2<br>BB: 1<br>P: 15 | R: 1<br>E: 0<br>K: 0<br>S: 6<br>H: 1<br>LOB: 0<br>BB: 0<br>P: 12 | R: 0<br>E: 0<br>K: 1<br>S: 10<br>H: 2<br>LOB: 2<br>BB: 0<br>P: 12 | R: 2<br>E: 0<br>K: 0<br>S: 13<br>H: 3<br>LOB: 1<br>BB: 0<br>P: 17 | 1B: 5<br>2B: 1<br>3B: 1<br>HR: 1<br>SF: 0<br>SAC: 0<br>DP: 0<br>HBP: 1 | | | | | | |

| | AB | 34 |
|---|---|---|
| | R | 3 |
| | H | 8 |
| | RBI | 3 |
| | BB | 3 |
| | SO | 3 |
| | LOB | 14 |

| PITCHER | | IP | WLS | BF | H | R | ER | SO | BB | IBB | HBP | BLK | WP | HR | S | P | ERA | WHIP |
|---|---|---|---|---|---|---|---|---|---|---|---|---|---|---|---|---|---|---|
| 21 Jason Marquis, R<br>ERA: 3.71 | (1, 1) | 8.2 | W | 37 | 8 | 3 | 3 | 3 | 3 | 0 | 1 | 0 | 0 | 1 | 79 | 125 | 3.12 | 1.269 |
| 41 Alan Embree, L<br>ERA: 5.3 | (9, 1) | 0.1 | | 1 | 0 | 0 | 0 | 0 | 0 | 0 | 0 | 0 | 0 | 0 | 4 | 6 | 0.00 | 0.000 |

| PITCHER | | IP | WLS | BF | H | R | ER | SO | BB | IBB | HBP | BLK | WP | HR | S | P | ERA | WHIP |
|---|---|---|---|---|---|---|---|---|---|---|---|---|---|---|---|---|---|---|

| Batter | 1 | 2 | 3 | 4 | 5 | 6 | 7 | 8 | 9 | AB | R | H | RBI | BB | SO | LOB |
|---|---|---|---|---|---|---|---|---|---|---|---|---|---|---|---|---|
| 24 Dexter Fowler, S (1, 8)<br>OBP: 0.349, SLG: 0.404 | B FF 90<br>C FF 89<br>X FF 91<br>1-1<br>12<br>G6-3<br>17<br>PB<br>2B | | B FF 87<br>B CH 79<br>F FF 86<br>B SI 90<br>F SI 88<br>F SI 90<br>X FF 88<br>3-2 ①<br>L9 | | L FF 88<br>X FF 91<br>0-1 ①<br>SH1-3<br>2-3 | | C FC 93<br>F FF 94<br>X FF 95<br>0-2 ②<br>G4-3 | | | 3 | 1 | 1 | 0 | 0 | 0 | 0 |
| 12 Clint Barmes, R (1, 4)<br>OBP: 0.338, SLG: 0.486 | F SL 80<br>S FF 92<br>X FF 93<br>0-2 ①<br>G6-3<br>2-3 | | C SL 79<br>F SL 82<br>X FF 93<br>0-2 ②<br>F7 | | D SI 91<br>X FF 91<br>1-0 ②<br>SF9<br>3-H | | B FF 94<br>F FF 92<br>B FF 94<br>F FC 89<br>F FC 93<br>X FC 95<br>2-2 ③<br>F9 | | | 3 | 0 | 0 | 1 | 0 | 0 | 1 |
| 17 Todd Helton, L (1, 3)<br>OBP: 0.388, SLG: 0.500 | C FF 92<br>B SL 83<br>X FF 92<br>1-1 ②<br>G3<br>3-H | | B FF 91<br>B CH 80<br>X FF 91<br>2-0<br>11<br>2B<br>2B | | F SL 78<br>X FF 92<br>0-1<br>11<br>HR<br>1B | | | B FF 92<br>C FF 93<br>B FF 92<br>S CH 88<br>X SL 83<br>2-2<br>11<br>G4-3<br>2<br>SF8<br>2B | | 4 | 3 | 3 | 0 | 0 | 0 | 0 |
| 11 Brad Hawpe, L (1, 9)<br>OBP: 0.416, SLG: 0.619 | S FF 92<br>F FF 93<br>B FF 93<br>B SL 84<br>X FF 93<br>2-2<br>2<br>CS<br>1B | | B SI 92<br>S CH 81<br>X CH 81<br>1-1<br>2-H<br>2B | | F FF 90<br>X CH 83<br>0-1<br>1-H<br>HR | | | X FF 93<br>0-0 ①<br>G4-3<br>2-3 | | 4 | 1 | 3 | 3 | 0 | 0 | 1 |
| 2 Troy Tulowitzki, R (1, 6)<br>OBP: 0.336, SLG: 0.463 | B<br>C SI 94<br>F<br>1 SAFE<br>B<br>2-2 ③<br>CS<br>1-2 | B FF 90<br>F FF 92<br>C SL 81<br>X FF 92<br>1-2<br>HR | C FF 92<br>B SL 83<br>S SL 82<br>X FF 92<br>1-2 ③<br>P3 | | C SL 81<br>C SL 81<br>B FF 93<br>S SL 82<br>1-3 ③<br>K | | | X SL 82<br>0-0 ②<br>SF8<br>3-H | | 3 | 1 | 1 | 2 | 0 | 1 | 1 |
| 9 Ian Stewart, L (1, 5)<br>OBP: 0.302, SLG: 0.473 | | B FF 92<br>X SI 91<br>1-0<br>5<br>S<br>1B | | F FF 91<br>F FF 92<br>S SL 80<br>0-3 ①<br>K | | B FF 90<br>F SI 90<br>C SL 78<br>X SL 79<br>1-2 ①<br>F8 | | S SL 88<br>B CH 88<br>F SL 87<br>B FF 96<br>F FF 94<br>X SL 88<br>2-2 ③<br>P4 | | 4 | 0 | 1 | 0 | 0 | 1 | 0 |
| 5 Carlos González, L (1, 7)<br>OBP: 0.250, SLG: 0.324 | | B FF 93<br>1 SAFE<br>1 SAFE<br>C SI 91<br>B CH 81<br>B SI 92<br>X FF 92<br>3-1 ①<br>L4<br>1-2 | | B CH 81<br>S CH 81<br>S CH 82<br>B CH 82<br>B SI 93<br>F CH 81<br>F SI 92<br>X FF 90<br>3-2 ②<br>F7 | | C SI 90<br>B SI 90<br>S SL 80<br>S SL 78<br>1-3 ②<br>K | | | | 3 | 0 | 0 | 0 | 0 | 1 | 1 |
| 20 Chris Iannetta, R (1, 2)<br>OBP: 0.353, SLG: 0.492 | | F SL 82<br>B SI 93<br>B FF 93<br>C SL 81<br>F SI 93<br>D SL 83<br>C SL 80<br>3-3 ②<br>K | | F FF 90<br>B SI 92<br>B FF 92<br>S CH 81<br>B CH 83<br>F FF 92<br>F FF 92<br>X FF 92<br>3-2 ③<br>G3 | | S CH 82<br>B SI 89<br>B CH 83<br>C SI 90<br>F CH 83<br>C SI 91<br>2-3 ③<br>K | | | | 3 | 0 | 0 | 0 | 0 | 2 | 1 |
| 21 Jason Marquis, L (1, 1)<br>OBP: 0.258, SLG: 0.241<br>41 Alan Embree, L (9, 1) | | B FF 93<br>C FF 91<br>B FF 92<br>X FF 89<br>2-1 ③<br>F8 | | | C FF 86<br>X CH 78<br>0-1<br>E9<br>24<br>SH1-3<br>12<br>SF9<br>1B | | B FF 89<br>B CH 86<br>B CH 86<br>C CU 86<br>F CH 86<br>C CH 87<br>3-3 ①<br>K | | | 3<br>0 | 1<br>0 | 1<br>0 | 0<br>0 | 0<br>0 | 1<br>0 | 1<br>0 |
| Inning Stats | R: 1<br>E: 0<br>K: 0<br>S: 12<br>H: 2<br>LOB: 0<br>BB: 0<br>P: 18 | R: 1<br>E: 0<br>K: 1<br>S: 12<br>H: 2<br>LOB: 1<br>BB: 0<br>P: 22 | R: 1<br>E: 0<br>K: 0<br>S: 13<br>H: 2<br>LOB: 1<br>BB: 0<br>P: 20 | R: 0<br>E: 0<br>K: 1<br>S: 13<br>H: 0<br>LOB: 0<br>BB: 0<br>P: 19 | R: 3<br>E: 1<br>K: 1<br>S: 12<br>H: 3<br>LOB: 0<br>BB: 0<br>P: 14 | R: 0<br>E: 0<br>K: 2<br>S: 10<br>H: 0<br>LOB: 0<br>BB: 0<br>P: 14 | R: 0<br>E: 0<br>K: 1<br>S: 10<br>H: 0<br>LOB: 0<br>BB: 0<br>P: 15 | R: 1<br>E: 0<br>K: 0<br>S: 9<br>H: 1<br>LOB: 0<br>BB: 0<br>P: 13 | | 1B: 4<br>2B: 4<br>3B: 0<br>HR: 2 | SF: 2<br>SAC: 1<br>DP: 0<br>HBP: 0 | | WP: 0<br>PB: 1<br>SB: 1<br>CS: 1 | PA: 34 | | |

| PITCHER | | IP | WLS | BF | H | R | ER | SO | BB | IBB | HBP | BLK | WP | HR | S | P | ERA | WHIP |
|---|---|---|---|---|---|---|---|---|---|---|---|---|---|---|---|---|---|---|
| 49 Ross Ohlendorf, R<br>ERA: 4.94 | (1, 1) | 5.0 | L | 23 | 9 | 6 | 6 | 3 | 0 | 0 | 0 | 0 | 0 | 2 | 62 | 93 | 10.80 | 1.800 |
| 17 Sean Burnett, L<br>ERA: 2.83 | (6, 1) | 1.0 | | 3 | 0 | 0 | 0 | 2 | 0 | 0 | 0 | 0 | 0 | 0 | 10 | 14 | 0.00 | 0.000 |
| 47 Evan Meek, R<br>ERA: 3.04 | (7, 1) | 1.0 | | 3 | 0 | 0 | 0 | 1 | 0 | 0 | 0 | 0 | 0 | 0 | 10 | 15 | 0.00 | 0.000 |
| 55 Matt Capps, R<br>ERA: 5.16 | (8, 1) | 1.0 | | 4 | 1 | 1 | 1 | 0 | 0 | 0 | 0 | 0 | 0 | 0 | 9 | 13 | 9.00 | 1.000 |

| PITCHER | IP | WLS | BF | H | R | ER | SO | BB | IBB | HBP | BLK | WP | HR | S | P | ERA | WHIP |
|---|---|---|---|---|---|---|---|---|---|---|---|---|---|---|---|---|---|

# BOTTOM

# Pittsburgh Pirates @ Colorado Rockies

Coors Field, Denver, CO

Fri Jun 19 2009, 7:10 PM MDT

Att. 31,248 - Partly Cloudy - 76 F

livebaseballscorecards.com

| | |
|---|---|
| AB | 30 |
| R | 7 |
| H | 10 |
| RBI | 6 |
| BB | 0 |
| SO | 6 |
| LOB | 6 |

# Pittsburgh Pirates @ Colorado Rockies

Coors Field, Denver, CO

Sat Jun 20 2009, 6:10 PM MDT

Att. 32,137 - Cloudy - 66 F

TOP

livebaseballscorecards.com

| Batter | 1 | 2 | 3 | 4 | 5 | 6 | 7 | 8 | 9 | AB | R | H | RBI | BB | SO | LOB |
|---|---|---|---|---|---|---|---|---|---|---|---|---|---|---|---|---|
| 22 Andrew McCutchen, R (1, 8)<br>OBP: 0.364, SLG: 0.521 | X FF 92<br>0-0 ①<br>G4-3 | | B FF 94<br>B FF 93<br>C FF 92<br>C SL 86<br>X CU 78<br>2-2 ②<br>G5-3 | | C SL 87<br>S CH 84<br>B CU 78<br>S SL 85<br>1-3 ③<br>K | | C CU 78<br>X CH 82<br>0-1<br>3<br>1B<br>1-H<br>2-H<br>3-H<br>3B | | X SI 90<br>0-0 ①<br>G6-3 | 5 | 1 | 1 | 3 | 0 | 1 | 0 |
| 3 Nyjer Morgan, L (1, 7)<br>OBP: 0.339, SLG: 0.339 | B SI 92<br>F FF 92<br>B SI 93<br>F FF 93<br>S CU 78<br>2-3 ②<br>K | | B CU 77<br>X FF 93<br>1-0<br>12<br>2B<br>1B | | | X SI 92<br>0-0<br>12<br>SH1-3<br>1B | B FF 90<br>F SI 89<br>F FF 90<br>X FF 90<br>1-2<br>25<br>L4-3<br>3-H<br>1B | | B SI 92<br>F SI 92<br>B CH 84<br>F SI 90<br>X SL 85<br>2-2<br>12<br>E<br>12<br>S<br>1B | 5 | 1 | 4 | 1 | 0 | 1 | 0 |
| 12 Freddy Sanchez, R (1, 4)<br>OBP: 0.356, SLG: 0.481 | S SL 86<br>X FF 93<br>0-1 ③<br>G6-3 | | B CH 85<br>1 SAFE<br>1 SAFE<br>B FF 91<br>F FF 92<br>1 SAFE<br>F SL 86<br>F CU 77<br>X FF 92<br>2-2<br>1-H<br>2B | | | 1 SAFE<br>1 SAFE<br>X FF 90<br>0-0 ①<br>SH1-3<br>1-2 | 1 SAFE<br>P PO 87<br>C FF 90<br>S FF 90<br>1 SAFE<br>S CU 80<br>1-3 ①<br>K | | F SI 91<br>F SI 90<br>1 SAFE<br>1 SAFE<br>F SL 84<br>1 SAFE<br>1 SAFE<br>P PO 86<br>S SL 84<br>1-3 ②<br>K<br>1-3 | 4 | 0 | 1 | 1 | 0 | 2 | 2 |
| 25 Adam LaRoche, L (1, 3)<br>OBP: 0.358, SLG: 0.472 | | F SI 93<br>C CH 84<br>S CU 78<br>0-3 ①<br>K | B SI 93<br>B SI 93<br>X CH 85<br>2-0 ③<br>F8 | | | B CH 85<br>F SL 86<br>B FF 93<br>B CH 84<br>B SI 91<br>4-1<br>BB | C SL 80<br>S FF 93<br>X SL 82<br>0-2 ②③<br>L4-3<br>1-1 | | I<br>I<br>I<br>I<br>4-0<br>15<br>FC6-4<br>IBB | 3 | 0 | 0 | 0 | 2 | 1 | 2 |
| 15 Andy LaRoche, R (1, 5)<br>OBP: 0.349, SLG: 0.391 | | B SL 86<br>B FF 92<br>F FF 92<br>F FF 93<br>B CH 84<br>F FF 93<br>X FF 92<br>3-2<br>44<br>2B<br>1B | | B FF 92<br>F FF 92<br>X SL 86<br>1-1 ①<br>G6-3 | | C SL 85<br>X SL 85<br>0-1 ②<br>L8 | | X FF 91<br>0-0<br>44<br>2B<br>2B | B SL 85<br>C SL 84<br>X SL 85<br>1-1 ③<br>FC6-4<br>1-2f | 5 | 2 | 2 | 0 | 0 | 0 | 4 |
| 44 Brandon Moss, L (1, 9)<br>OBP: 0.307, SLG: 0.373 | | B SI 92<br>B FF 92<br>X SI 92<br>2-0<br>1-H<br>2B | | F FF 93<br>B CH 84<br>F CH 85<br>X CU 77<br>1-2<br>35<br>G1-6-3<br>1B | | X SI 93<br>0-0 ③<br>G4-3 | | C SL 80<br>B SL 80<br>S SL 80<br>2 SAFE<br>X SL 80<br>1-2<br>2<br>FC1-5<br>2-H<br>2B | | 4 | 0 | 3 | 2 | 0 | 0 | 2 |
| 35 Jason Jaramillo, S (1, 2)<br>OBP: 0.356, SLG: 0.392 | | X FF 93<br>0-0 ②<br>P3 | | B FF 91<br>X SI 92<br>1-0 ②③<br>G1-6-3<br>1-2f | | | B FF 90<br>S FF 92<br>S FF 92<br>X SL 85<br>1-2<br>24<br>BB<br>2<br>1B<br>22<br>3B<br>1B | F FF 92<br>B FF 92<br>B FS 80<br>B FF 92<br>C FF 93<br>D FF 93<br>4-2<br>16<br>K<br>2<br>FC1-5<br>BB | | 3 | 1 | 1 | 0 | 1 | 0 | 2 |
| 2 Jack Wilson, R (1, 6)<br>OBP: 0.295, SLG: 0.398 | | D SL 86<br>C FF 93<br>D CH 85<br>F FF 93<br>S SL 86<br>2-3 ③<br>K | | | X FF 92<br>0-0 ①<br>G6-3 | | B FF 92<br>X SI 92<br>1-0<br>24<br>BB<br>22<br>3B<br>1-2<br>1B | L FF 91<br>X FF 91<br>0-1 ①<br>FC1-5<br>1-2<br>2-3f | | 4 | 1 | 1 | 0 | 0 | 1 | 3 |
| 37 Charlie Morton, R (1, 1)<br>17 Sean Burnett, L (6, 1)<br>24 Delwyn Young, S (7, PH)<br>OBP: 0.427, SLG: 0.429<br>58 Steven Jackson, R (7, 1)<br>16 Eric Hinske, L (8, PH)<br>OBP: 0.389, SLG: 0.400<br>34 John Grabow, L (8, 1)<br>43 Jesse Chavez, R (9, 1) | | | C FF 91<br>B FF 92<br>X FF 92<br>1-1 ①<br>L9 | | C FF 92<br>X FF 93<br>0-1 ②<br>G6-3 | | B SI 92<br>F FF 92<br>B CH 84<br>B FF 92<br>B SI 93<br>4-1<br>22<br>3B<br>1-2<br>2-3<br>BB | 2 SAFE<br>F FS 82<br>C FS 82<br>F FF 92<br>F FF 92<br>B FS 82<br>S FS 81<br>1-3 ②③<br>K<br>2-3 | | 2 0 0 0 0 0 0<br>0 0 0 0 0 0 0<br>0 1 0 0 1 0 0<br>0 0 0 0 0 0 0<br>1 0 0 0 0 1 2<br>0 0 0 0 0 0 0<br>0 0 0 0 0 0 0 | | | | | |
| Inning Stats | R: 0<br>E: 0<br>K: 1<br>S: 6<br>H: 0<br>LOB: 0<br>BB: 0<br>P: 8 | R: 1<br>E: 0<br>K: 2<br>S: 12<br>H: 2<br>LOB: 1<br>BB: 0<br>P: 19 | R: 1<br>E: 0<br>K: 0<br>S: 11<br>H: 2<br>LOB: 1<br>BB: 0<br>P: 19 | R: 0<br>E: 0<br>K: 0<br>S: 6<br>H: 1<br>LOB: 0<br>BB: 0<br>P: 9 | R: 0<br>E: 0<br>K: 1<br>S: 6<br>H: 0<br>LOB: 0<br>BB: 0<br>P: 7 | R: 0<br>E: 0<br>K: 0<br>S: 6<br>H: 1<br>LOB: 2<br>BB: 1<br>P: 10 | R: 4<br>E: 0<br>K: 1<br>S: 17<br>H: 4<br>LOB: 0<br>BB: 1<br>P: 24 | R: 1<br>E: 0<br>K: 1<br>S: 13<br>H: 2<br>LOB: 1<br>BB: 1<br>P: 19 | R: 0<br>E: 1<br>K: 1<br>S: 11<br>H: 1<br>LOB: 2<br>BB: 1<br>P: 18 | 1B: 8<br>2B: 5<br>3B: 1<br>HR: 0<br>SF: 0<br>SAC: 1<br>DP: 2<br>HBP: 0 | | | | | | |

| | |
|---|---|
| AB | 36 |
| R | 7 |
| H | 13 |
| RBI | 7 |
| BB | 4 |
| SO | 7 |
| LOB | 17 |

WP: 0 PA: 41
PB: 0
SB: 1
CS: 0

| PITCHER | | IP | WLS | BF | H | R | ER | SO | BB | IBB | HBP | BLK | WP | HR | S | P | ERA | WHIP |
|---|---|---|---|---|---|---|---|---|---|---|---|---|---|---|---|---|---|---|
| 46 Jason Hammel, R<br>ERA: 4.41 | (1, 1) | 6.0 | | 27 | 8 | 5 | 5 | 4 | 2 | 0 | 0 | 0 | 0 | 0 | 52 | 83 | 7.50 | 1.667 |
| 31 Matt Daley, R<br>ERA: 4.61 | (7, 1) | 0.1 | B | 3 | 2 | 1 | 1 | 1 | 0 | 0 | 0 | 0 | 0 | 0 | 9 | 10 | 27.00 | 6.000 |
| 41 Alan Embree, L<br>ERA: 5.59 | (7, 1) | 0.2 | | 3 | 2 | 1 | 1 | 0 | 0 | 0 | 0 | 0 | 0 | 0 | 7 | 8 | 13.50 | 3.000 |
| 52 Joel Peralta, R<br>ERA: 1.69 | (8, 1) | 1.0 | | 3 | 0 | 0 | 0 | 1 | 1 | 0 | 0 | 0 | 0 | 0 | 9 | 14 | 0.00 | 1.000 |
| 16 Huston Street, R<br>ERA: 3.3 | (9, 1) | 1.0 | W | 5 | 1 | 0 | 0 | 1 | 0 | 1 | 0 | 0 | 0 | 0 | 11 | 18 | 0.00 | 1.000 |

| PITCHER | IP | WLS | BF | H | R | ER | SO | BB | IBB | HBP | BLK | WP | HR | S | P | ERA | WHIP |
|---|---|---|---|---|---|---|---|---|---|---|---|---|---|---|---|---|---|

# Pittsburgh Pirates @ Colorado Rockies

Coors Field, Denver, CO

Sat Jun 20 2009, 6:10 PM MDT

Att. 32,137 - Cloudy - 66 F

BOTTOM

livebaseballscorecards.com

| Batter | 1 | 2 | 3 | 4 | 5 | 6 | 7 | 8 | 9 | AB | R | H | RBI | BB | SO | LOB |
|---|---|---|---|---|---|---|---|---|---|---|---|---|---|---|---|---|
| 24 Dexter Fowler, S (1, 8)<br>OBP: 0.346, SLG: 0.399 | B SI 90<br>B FF 94<br>C FF 93<br>B SI 91<br>C FF 94<br>X FF 94<br>3-2<br>G4-3 ① | | F FF 91<br>B CU 80<br>B CH 82<br>X FF 92<br>2-1<br>F7 ① | | F FF 92<br>B CU 81<br>C CU 79<br>X CH 83<br>1-2<br>12<br>S<br>1B | | B FF 90<br>X FF 90<br>1-0<br>G3 ① | | B FF 95<br>F FF 94<br>B FF 95<br>X FF 95<br>2-1<br>F7 ① | 5 | 0 | 1 | 0 | 0 | 0 | 0 |
| 12 Clint Barmes, R (1, 4)<br>OBP: 0.332, SLG: 0.477<br>16 Huston Street, R (9, 1)<br>7 Seth Smith, L (9, PH)<br>OBP: 0.415, SLG: 0.448 | F FF 94<br>F SI 91<br>X FF 95<br>0-2<br>P1 ② | | C FF 93<br>C CU 79<br>F CH 82<br>F CU 80<br>F FF 92<br>S CU 79<br>0-3<br>K ② | | 1 SAFE<br>1 SAFE<br>1 SAFE<br>P PO 83<br>C CU 78<br>D SI 88<br>B CU 78<br>F FF 91<br>X FF 92<br>3-2<br>P4 ②<br>1-2 | | C FF 90<br>X SL 84<br>0-1<br>G5-3 ② | | C FF 95<br>F FF 95<br>X FC 91<br>0-2<br>17<br>HR<br>1B | 4<br>0<br>1 | 0<br>0<br>1 | 0<br>0<br>1 | 0<br>0<br>1 | 0<br>0<br>0 | 1<br>0<br>0 | 1<br>0<br>0 |
| 17 Todd Helton, L (1, 3)<br>OBP: 0.388, SLG: 0.511 | F FF 94<br>B CU 80<br>B CH 84<br>C SI 91<br>F CU 80<br>B FF 95<br>F FF 94<br>S FF 90<br>3-3<br>K ③ | | B CU 79<br>B FF 90<br>X CH 82<br>2-0<br>1B | | B CH 81<br>F FF 92<br>C CU 79<br>X CH 82<br>1-2<br>F8 ③ | | F FF 91<br>S CH 84<br>B SL 84<br>X CH 85<br>1-2<br>G6-3 ③ | | B FF 94<br>D CH 86<br>C FF 94<br>X FF 95<br>2-1<br>1-H<br>HR | 5 | 1 | 2 | 2 | 0 | 1 | 1 |
| 11 Brad Hawpe, L (1, 9)<br>OBP: 0.413, SLG: 0.610 | | F FF 93<br>B FF 94<br>S CH 82<br>C FF 94<br>1-3<br>K ① | C SI 89<br>B FF 92<br>F CU 81<br>X FF 93<br>1-2<br>G6-3 ③ | | | C FF 89<br>B FF 88<br>X SL 78<br>1-1<br>G4-3 ① | | B FF 91<br>B FF 90<br>C FF 90<br>B FF 91<br>B FF 91<br>4-1<br>5<br>1B<br>20<br>HR<br>BB | | 3 | 1 | 0 | 0 | 1 | 1 | 1 |
| 2 Troy Tulowitzki, R (1, 6)<br>OBP: 0.339, SLG: 0.462 | | B FF 94<br>C CH 83<br>F SI 90<br>B FF 94<br>F SI 90<br>B FF 94<br>B FF 93<br>4-2<br>9<br>2B<br>BB | | B CU 80<br>C CU 79<br>F SI 88<br>C FF 93<br>1-3<br>K ① | | C SI 90<br>B FF 89<br>F CH 81<br>B SI 90<br>F SI 89<br>X SI 90<br>2-2<br>9<br>HR<br>1B | | B FF 92<br>C FF 90<br>F CH 83<br>S CH 85<br>1-3<br>K ① | | 3 | 2 | 1 | 0 | 1 | 2 | 1 |
| 9 Ian Stewart, L (1, 5)<br>OBP: 0.311, SLG: 0.514 | | 1 SAFE<br>B FF 88<br>X FF 89<br>1-0<br>5<br>F8<br>1-H<br>2B | | X FF 93<br>0-0<br>5<br>1B<br>3B | | C SL 77<br>1 SAFE<br>1 SAFE<br>X FF 90<br>0-1<br>1-H<br>HR | | B SL 84<br>S SL 84<br>C SL 84<br>S SL 84<br>1-3<br>K ② | | 4 | 2 | 3 | 3 | 0 | 1 | 1 |
| 5 Carlos González, L (1, 7)<br>OBP: 0.273, SLG: 0.341 | | B CH 80<br>X SI 89<br>1-0<br>F8 ②<br>2-3 | | B CU 79<br>S SI 87<br>X FF 92<br>1-1<br>20<br>L3-4<br>20<br>S<br>3-H<br>1B | | X SI 89<br>0-0<br>G4-3 ② | | B FF 92<br>X FF 90<br>1-0<br>20<br>HR<br>1-2<br>1B | | 4 | 1 | 2 | 1 | 0 | 0 | 1 |
| 20 Chris Iannetta, R (1, 2)<br>OBP: 0.363, SLG: 0.519 | | B FF 92<br>B CU 80<br>B CU 80<br>B FF 92<br>4-0<br>46<br>FC6-4<br>BB | | 1 SAFE<br>1 SAFE<br>B FF 92<br>B CU 79<br>F FF 91<br>C CU 79<br>X FF 93<br>2-2<br>L3-4 ②③<br>1-3 | | F SI 90<br>S CH 82<br>X FF 91<br>0-2<br>1B | | C CH 84<br>F CH 85<br>X FF 92<br>0-2<br>1-H<br>2-H<br>HR | | 3 | 1 | 2 | 3 | 1 | 0 | 1 |
| 46 Jason Hammel, R (1, 1)<br>OBP: 0.048, SLG: 0.095<br>31 Matt Daley, R (7, 1)<br>41 Alan Embree, L (7, 1)<br>52 Joel Peralta, R (8, 1)<br>6 Omar Quintanilla, L (8, 4)<br>OBP: 0.333, SLG: 0.240 | | C FF 93<br>C FF 93<br>B FF 92<br>X FF 93<br>1-2<br>FC6-4 ③<br>1-2f | | | B FF 91<br>C FF 92<br>F FF 91<br>X FF 91<br>1-2<br>G6-3 ① | F FF 90<br>X SI 90<br>0-1<br>G4-3 ③ | | C FF 92<br>C SL 85<br>B SL 85<br>S SL 84<br>1-3<br>K ③ | | 3<br>0<br>0<br>0<br>1 | 0<br>0<br>0<br>0<br>0 | 0<br>0<br>0<br>0<br>0 | 0<br>0<br>0<br>0<br>0 | 0<br>0<br>0<br>0<br>1 | 0<br>0<br>0<br>0<br>0 | 3<br>0<br>0<br>0<br>0 |
| Inning Stats | R: 0<br>E: 0<br>K: 1<br>S: 11<br>H: 0<br>LOB: 0<br>BB: 0<br>P: 17 | R: 1<br>E: 0<br>K: 1<br>S: 11<br>H: 1<br>LOB: 2<br>BB: 2<br>P: 23 | R: 0<br>E: 0<br>K: 1<br>S: 12<br>H: 1<br>LOB: 1<br>BB: 0<br>P: 17 | R: 1<br>E: 0<br>K: 1<br>S: 9<br>H: 2<br>LOB: 0<br>BB: 0<br>P: 13 | R: 0<br>E: 0<br>K: 0<br>S: 13<br>H: 1<br>LOB: 1<br>BB: 0<br>P: 18 | R: 2<br>E: 0<br>K: 0<br>S: 14<br>H: 3<br>LOB: 1<br>BB: 0<br>P: 17 | R: 0<br>E: 0<br>K: 0<br>S: 6<br>H: 0<br>LOB: 0<br>BB: 0<br>P: 8 | R: 3<br>E: 0<br>K: 3<br>S: 14<br>H: 2<br>LOB: 0<br>BB: 1<br>P: 22 | R: 2<br>E: 0<br>K: 0<br>S: 7<br>H: 2<br>LOB: 0<br>BB: 0<br>P: 11 | 1B: 7<br>2B: 2<br>3B: 1<br>HR: 3 | SF: 0<br>SAC: 0<br>DP: 1<br>HBP: 0 | WP: 0<br>PB: 0<br>SB: 2<br>CS: 0 | PA: 39 | | | | |

| | AB | 36 |
|---|---|---|
| | R | 9 |
| | H | 12 |
| | RBI | 9 |
| | BB | 3 |
| | SO | 7 |
| | LOB | 10 |

| PITCHER | | IP | WLS | BF | H | R | ER | SO | BB | IBB | HBP | BLK | WP | HR | S | P | ERA | WHIP |
|---|---|---|---|---|---|---|---|---|---|---|---|---|---|---|---|---|---|---|
| 37 Charlie Morton, R<br>ERA: 3.0 | (1, 1) | 5.0 | | 21 | 5 | 2 | 2 | 4 | 2 | 0 | 0 | 0 | 0 | 0 | 56 | 88 | 3.60 | 1.400 |
| 17 Sean Burnett, L<br>ERA: 3.34 | (6, 1) | 1.0 | | 6 | 3 | 2 | 2 | 0 | 0 | 0 | 0 | 0 | 0 | 1 | 14 | 17 | 18.00 | 3.000 |
| 58 Steven Jackson, R<br>ERA: 5.0 | (7, 1) | 1.0 | H | 3 | 0 | 0 | 0 | 0 | 0 | 0 | 0 | 0 | 0 | 0 | 6 | 8 | 0.00 | 0.000 |
| 34 John Grabow, L<br>ERA: 4.22 | (8, 1) | 1.0 | B | 6 | 2 | 3 | 3 | 3 | 1 | 0 | 0 | 0 | 0 | 1 | 14 | 22 | 27.00 | 3.000 |
| 43 Jesse Chavez, R<br>ERA: 3.64 | (9, 1) | 0.1 | L | 3 | 2 | 2 | 2 | 0 | 0 | 0 | 0 | 0 | 0 | 1 | 7 | 11 | 54.00 | 6.000 |

| PITCHER | IP | WLS | BF | H | R | ER | SO | BB | IBB | HBP | BLK | WP | HR | S | P | ERA | WHIP |
|---|---|---|---|---|---|---|---|---|---|---|---|---|---|---|---|---|---|

| Batter | 1 | 2 | 3 | 4 | 5 | 6 | 7 | 8 | 9 | AB | R | H | RBI | BB | SO | LOB |
|---|---|---|---|---|---|---|---|---|---|---|---|---|---|---|---|---|
| 22 Andrew McCutchen, R (1, 8) OBP: 0.366, SLG: 0.538 | B FF 90<br>X FF 90<br>1-0<br>12<br>1B<br>3B | C FS 85<br>B FF 94<br>B FF 95<br>X FF 95<br>2-1<br>12<br>HR<br>1B | | B FS 84<br>2 SAFE<br>S FS 85<br>F FC 85<br>X FC 85<br>1-2 ③<br>P6 | | B FC 86<br>B FC 86<br>F FF 88<br>X FC 85<br>2-1 ③<br>FC5-4<br>1-2f | | | F SI 93<br>X SL 84<br>0-1 ③<br>F7 | 5 | 2 | 2 | 0 | 0 | 0 | 3 |
| 12 Freddy Sanchez, R (1, 4) OBP: 0.358, SLG: 0.493 | C FF 92<br>B FS 83<br>X FF 94<br>1-1<br>15<br>BB<br>24<br>HBP<br>3-H<br>1B | C CU 75<br>F FS 85<br>B FF 95<br>1 SAFE<br>1 SAFE<br>1 SAFE<br>F FS 86<br>X CU 78<br>1-2<br>1-H<br>HR | | | F FF 92<br>B FF 93<br>B FF 92<br>X FF 93<br>2-1 ①<br>G6-3 | | B FF 88<br>C FF 87<br>F FC 86<br>B FF 87<br>B CH 80<br>X FC 84<br>3-2 ①<br>F8 | | | 4 | 1 | 2 | 3 | 0 | 0 | 0 |
| 24 Delwyn Young, S (1, 7) OBP: 0.421, SLG: 0.415 | B FF 92<br>1 SAFE<br>F FF 93<br>F FF 92<br>H FC 88<br>2-2<br>15<br>BB<br>1-2<br>HBP | F FF 96<br>B FF 95<br>F FS 86<br>B FF 96<br>F FS 86<br>S CU 77<br>2-3 ③<br>K | | | F FF 93<br>B FF 93<br>X FF 94<br>1-1 ②<br>G5-3 | | B FF 88<br>B CH 80<br>C CH 81<br>X CH 81<br>2-1 ②<br>F9 | | | 3 | 0 | 0 | 0 | 0 | 1 | 0 |
| 16 Eric Hinske, L (1, 9) OBP: 0.376, SLG: 0.384 | B FF 94<br>C FF 95<br>D FC 86<br>B FF 95<br>C FF 94<br>F FF 95<br>S FF 95<br>3-3 ①<br>K | | B FF 94<br>S FF 94<br>C FC 84<br>X FF 95<br>1-2 ①<br>G5-3 | | C FC 83<br>S FS 82<br>B FF 94<br>B CU 80<br>T FS 80<br>2-2 ③<br>K | | B SL 80<br>S SL 80<br>B SL 80<br>C SL 80<br>B CU 71<br>S SL 79<br>3-3 ③<br>K | | | 4 | 0 | 0 | 0 | 0 | 3 | 2 |
| 15 Andy LaRoche, R (1, 5) OBP: 0.352, SLG: 0.390 | B FF 91<br>B FC 85<br>D FC 84<br>B FF 94<br>B FF 95<br>4-1<br>1-2<br>2-3<br>BB | | C FF 93<br>B FF 94<br>B FC 84<br>X FF 95<br>2-1 ②<br>G4-3 | | | C FS 80<br>X FF 93<br>0-1 ①<br>1B | | C FF 92<br>S CU 79<br>B FS 83<br>C FS 83<br>1-3 ①<br>K | | 3 | 0 | 1 | 0 | 1 | 1 | 0 |
| 51 Steve Pearce, R (1, 3)<br>25 Adam LaRoche, L (8, PH) OBP: 0.356, SLG: 0.470<br>(8, 3) | S FS 84<br>B FS 85<br>B FF 94<br>C FF 95<br>S FC 86<br>2-3 ②<br>K | | C FF 93<br>B FF 93<br>B FS 83<br>F FF 95<br>X FF 95<br>2-2 ③<br>F8 | | | B<br>B FF 94<br>B FF 94<br>C FF 92<br>B FF 94<br>4-1<br>23<br>FC5-4<br>BB | | | C FF 93<br>X FS 83<br>0-1 ②<br>G4-3 | 2<br>1 | 0<br>0 | 0<br>0 | 0<br>0 | 1<br>0 | 1<br>0 | 3<br>0 |
| 23 Robinzon Diaz, R (1, 2) OBP: 0.297, SLG: 0.372 | X FF 95<br>0-0 ③<br>G1-3 | | | C FS 81<br>X FS 82<br>0-1<br>2<br>G4-3<br>1B | | X FF 92<br>0-0 ②<br>FC5-4<br>2<br>E<br>1-2f<br>44<br>1B | | C CU 80<br>B CU 80<br>F FF 93<br>B FF 94<br>F FS 82<br>F CU 80<br>F FS 82<br>S CU 80<br>2-3 ③<br>K | | 4 | 1 | 1 | 0 | 0 | 1 | 4 |
| 2 Jack Wilson, R (1, 6) OBP: 0.294, SLG: 0.391 | | C FF 92<br>X FS 84<br>0-1 ①<br>F9 | | F FS 82<br>F FF 94<br>X FC 85<br>0-2 ①<br>G4-3<br>1-2 | | B FF 93<br>B FS 83<br>1 SAFE<br>B FS 84<br>C FF 92<br>B FF 94<br>4-1<br>44<br>1B<br>1-2<br>BB | | | L SI 93<br>X SL 86<br>0-1 ①<br>F7 | 3 | 0 | 0 | 0 | 1 | 0 | 1 |
| 28 Paul Maholm, L (1, 1) OBP: 0.194, SLG: 0.214<br>44 Brandon Moss, L (6, PH) OBP: 0.311, SLG: 0.376<br>27 Jeff Karstens, R (6, 1) OBP: 0.176, SLG: 0.067<br>58 Steven Jackson, R (8, 1)<br>5 Ramón Vázquez, L (9, PH) OBP: 0.354, SLG: 0.262 | | C FF 94<br>S FC 84<br>B FF 95<br>B FF 94<br>S FF 96<br>2-3 ②<br>K | | F FF 95<br>S FC 86<br>S FC 85<br>0-3 ②<br>K | | B FC 85<br>S FC 83<br>C FF 95<br>B FS 81<br>B FC 83<br>F FC 87<br>F FF 96<br>X FC 86<br>3-2<br>22<br>FC5-4<br>1-3<br>2-H<br>1B | | | X SI 92<br>0-0 ②<br>F7 | 2<br>1<br>0<br>0<br>1 | 0<br>0<br>0<br>0<br>0 | 0<br>1<br>0<br>0<br>0 | 0<br>1<br>0<br>0<br>0 | 0<br>0<br>0<br>0<br>0 | 2<br>0<br>0<br>0<br>0 | 1<br>0<br>0<br>0<br>0 |
| Inning Stats | R: 1<br>E: 0<br>K: 2<br>S: 14<br>H: 2<br>LOB: 3<br>BB: 1<br>P: 27 | R: 2<br>E: 0<br>K: 2<br>S: 15<br>H: 2<br>LOB: 0<br>BB: 0<br>P: 22 | R: 0<br>E: 0<br>K: 0<br>S: 8<br>H: 0<br>LOB: 0<br>BB: 0<br>P: 13 | R: 0<br>E: 0<br>K: 1<br>S: 11<br>H: 1<br>LOB: 1<br>BB: 0<br>P: 12 | R: 0<br>E: 0<br>K: 1<br>S: 7<br>H: 0<br>LOB: 0<br>BB: 0<br>P: 12 | R: 1<br>E: 1<br>K: 0<br>S: 12<br>H: 2<br>LOB: 2<br>BB: 2<br>P: 25 | R: 0<br>E: 0<br>K: 1<br>S: 8<br>H: 0<br>LOB: 0<br>BB: 0<br>P: 16 | R: 0<br>E: 0<br>K: 2<br>S: 11<br>H: 0<br>LOB: 0<br>BB: 0<br>P: 14 | R: 0<br>E: 0<br>K: 0<br>S: 5<br>H: 0<br>LOB: 0<br>BB: 0<br>P: 5 | 1B: 5<br>2B: 0<br>3B: 1<br>HR: 1 | SF: 0<br>SAC: 0<br>DP: 0<br>HBP: 1 | | | WP: 0<br>PB: 0<br>SB: 0<br>CS: 0 | PA: 37 | | |

| PITCHER | | IP | WLS | BF | H | R | ER | SO | BB | IBB | HBP | BLK | WP | HR | S | P | ERA | WHIP |
|---|---|---|---|---|---|---|---|---|---|---|---|---|---|---|---|---|---|---|
| 29 Jorge De La Rosa, L<br>ERA: 5.85 | (1, 1) | 5.2 | W | 27 | 7 | 4 | 4 | 6 | 3 | 0 | 1 | 0 | 0 | 1 | 65 | 107 | 6.35 | 1.765 |
| 51 Josh Fogg, R<br>ERA: 1.8 | (6, 1) | 1.0 | H | 3 | 0 | 0 | 0 | 0 | 0 | 0 | 0 | 0 | 0 | 0 | 7 | 14 | 0.00 | 0.000 |
| 53 Randy Flores, L<br>ERA: 5.4 | (7, 1) | 0.1 | H | 1 | 0 | 0 | 0 | 1 | 0 | 0 | 0 | 0 | 0 | 0 | 3 | 6 | 0.00 | 0.000 |
| 52 Joel Peralta, R<br>ERA: 1.54 | (8, 1) | 1.0 | H | 3 | 0 | 0 | 0 | 2 | 0 | 0 | 0 | 0 | 0 | 0 | 11 | 14 | 0.00 | 0.000 |
| 16 Huston Street, R<br>ERA: 3.19 | (9, 1) | 1.0 | S | 3 | 0 | 0 | 0 | 0 | 0 | 0 | 0 | 0 | 0 | 0 | 5 | 5 | 0.00 | 0.000 |

| PITCHER | IP | WLS | BF | H | R | ER | SO | BB | IBB | HBP | BLK | WP | HR | S | P | ERA | WHIP |
|---|---|---|---|---|---|---|---|---|---|---|---|---|---|---|---|---|---|

# TOP

## Pittsburgh Pirates @ Colorado Rockies

Coors Field, Denver, CO

Sun Jun 21 2009, 1:10 PM MDT

Att. 44,131 - Partly Cloudy - 81 F

livebaseballscorecards.com

| | |
|---|---|
| AB | 33 |
| R | 4 |
| H | 7 |
| RBI | 4 |
| BB | 3 |
| SO | 9 |
| LOB | 14 |

| Batter | 1 | 2 | 3 | 4 | 5 | 6 | 7 | 8 | 9 | AB | R | H | RBI | BB | SO | LOB |
|---|---|---|---|---|---|---|---|---|---|---|---|---|---|---|---|---|
| 24 Dexter Fowler, S (1, 8)<br>OBP: 0.355, SLG: 0.403 | B SI 86<br>C FF 87<br>B SI 87<br>X SI 88<br>2-1<br>19 SH1<br>12 BB<br>1B | B CU 74<br>X CH 85<br>1-0<br>E7<br>12 2B<br>2-H<br>1B | | C CU 71<br>B CU 72<br>F SI 88<br>C SI 88<br>1-3 ①<br>K | | B FF 89<br>B FF 87<br>B FF 88<br>C FF 88<br>X FF 88<br>3-1 ②<br>G6-3 | | 1 SAFE<br>B FF 90<br>S CH 77<br>F CH 77<br>B CU 73<br>1 SAFE<br>X FF 90<br>2-2<br>1-3<br>2B | | 3 | 1 | 2 | 1 | 2 | 1 | 0 |
| 12 Clint Barmes, R (1, 4)<br>OBP: 0.337, SLG: 0.496 | 1 SAFE<br>D SI 88<br>B SI 88<br>C CH 84<br>L SI 89<br>B SI 89<br>F SI 90<br>1 SAFE<br>1 SAFE<br>4-2<br>B CU 75<br>19 SH1<br>1-2<br>BB | B SI 90<br>B CU 75<br>X FF 91<br>2-0<br>19 2B<br>2-H<br>2B | | X FF 89<br>0-0<br>HR | | B SI 90<br>B FF 89<br>F FF 90<br>F FF 90<br>B SI 91<br>F FF 88<br>F CH 79<br>B FF 91<br>4-2<br>BB | | I IN 75<br>I IN 80<br>I IN 82<br>I IN 81<br>4-0<br>IBB | | 4 | 2 | 2 | 2 | 1 | 1 | 4 |
| 19 Ryan Spilborghs, R (1, 7)<br>OBP: 0.332, SLG: 0.432 | X CH 85<br>0-0 ①<br>SH1<br>1-2<br>2-3 | B FF 91<br>X CH 85<br>1-0<br>2-H<br>2B | | F SI 88<br>B SI 89<br>S CH 83<br>S CU 74<br>1-3 ②<br>K2-3 | | 1 SAFE<br>B<br>1 SAFE<br>C SI 90<br>1 SAFE<br>1 SAFE<br>B SL 79<br>C SL 79<br>2-3 ③<br>S FF 89<br>K | | B FF 88<br>F FF 90<br>X FF 89<br>1-1 ②<br>F6 | | 4 | 0 | 1 | 1 | 0 | 1 | 3 |
| 11 Brad Hawpe, L (1, 9)<br>OBP: 0.406, SLG: 0.599 | F SI 91<br>B FF 90<br>F SI 91<br>S SL 83<br>1-3 ②<br>K | C SL 82<br>C SL 81<br>S SL 83<br>0-3 ③<br>K | | F SI 90<br>S SL 80<br>S FF 91<br>0-3 ③<br>K | | | X FF 88<br>0-0 ①<br>F8 | F FF 88<br>F FF 89<br>F FF 89<br>D CH 82<br>X CH 83<br>1-2 ③<br>G1-3 | | 4 | 0 | 0 | 0 | 0 | 3 | 3 |
| 2 Troy Tulowitzki, R (1, 6)<br>OBP: 0.349, SLG: 0.469 | C CU 75<br>B SI 91<br>B FF 92<br>C CU 76<br>F SL 83<br>B SI 91<br>B CU 76<br>4-2<br>BB | | X SI 88<br>0-0<br>27 WP<br>27 1B<br>1B | C CU 71<br>X CU 74<br>0-1<br>9 F8<br>27 BB<br>39 CS<br>1B | | | C CU 69<br>X FF 89<br>0-1 ②<br>F9 | | | 3 | 1 | 3 | 0 | 1 | 0 | 0 |
| 27 Garrett Atkins, R (1, 3)<br>OBP: 0.288, SLG: 0.310 | C SI 86<br>S FF 86<br>B SI 86<br>B SI 91<br>S CU 78<br>2-3 ③<br>K | | 1 SAFE<br>B SI 88<br>X SI 89<br>1-0<br>1-H<br>1B | 1 SAFE<br>C SI 90<br>B FF 90<br>1 SAFE<br>B CH 83<br>B SI 89<br>F SI 86<br>B FF 91<br>4-2<br>39 CS<br>1-2<br>BB | | | C SL 82<br>B SL 79<br>C FF 90<br>X CU 70<br>1-2<br>1B | | | 3 | 0 | 1 | 1 | 1 | 1 | 4 |
| 9 Ian Stewart, L (1, 5)<br>OBP: 0.305, SLG: 0.503 | | X SI 88<br>0-0 ①<br>G3-1 | C CU 74<br>C SL 80<br>S SL 81<br>0-3 ①<br>K | | S SL 82<br>S SL 81<br>B SL 82<br>X CU 76<br>1-2 ①<br>F8<br>2-3 | | 1 SAFE<br>B SL 79<br>X SI 89<br>1-0 ③<br>F7 | | | 4 | 0 | 0 | 0 | 0 | 1 | 3 |
| 39 Paul Phillips, R (1, 2)<br>OBP: 0.415, SLG: 0.444 | | B FF 88<br>B SI 88<br>F FF 89<br>B SI 90<br>B FF 90<br>4-1<br>29 SH1-4<br>24 E<br>BB | C CU 73<br>F SI 90<br>X SL 82<br>0-2 ②<br>P4 | 1 SAFE<br>F CU 75<br>1 SAFE<br>1 SAFE<br>B FF 90<br>M SL 84<br>1-2 ②③<br>CS<br>1-2<br>3-H | | | | S CU 71<br>B FF 90<br>X CU 70<br>1-1 ①<br>G5-3 | | 3 | 1 | 1 | 0 | 1 | 0 | 1 |
| 29 Jorge De La Rosa, L (1, 1)<br>OBP: 0.091, SLG: 0.048<br>51 Josh Fogg, R (6, 1)<br>53 Randy Flores, L (7, 1)<br>52 Joel Peralta, R (8, 1)<br>7 Seth Smith, L (8, PH)<br>OBP: 0.420, SLG: 0.462<br>16 Huston Street, R (9, 1) | | B SI 89<br>X SI 90<br>1-0 ②<br>SH1-4<br>1-2 | X FF 91<br>0-0 ③<br>G6-3 | | | B FF 90<br>B SI 88<br>C FF 88<br>C FF 89<br>X SL 81<br>2-2 ①<br>G4-3 | | L FF 90<br>B CH 78<br>B CU 69<br>X FF 88<br>2-1<br>7 2B<br>1B | | 1<br>1<br>0<br>0<br>1<br>0 | 0<br>0<br>0<br>0<br>0<br>0 | 0<br>0<br>0<br>0<br>1<br>0 | 0<br>0<br>0<br>0<br>0<br>0 | 0<br>0<br>0<br>0<br>0<br>0 | 0<br>0<br>0<br>0<br>0<br>0 | 1<br>0<br>0<br>0<br>0<br>0 |
| Inning Stats | R: 0<br>E: 0<br>K: 2<br>S: 15<br>H: 1<br>LOB: 3<br>BB: 2<br>P: 28 | R: 3<br>E: 1<br>K: 1<br>S: 9<br>H: 3<br>LOB: 1<br>BB: 1<br>P: 18 | R: 1<br>E: 0<br>K: 1<br>S: 9<br>H: 2<br>LOB: 1<br>BB: 0<br>P: 10 | R: 1<br>E: 0<br>K: 3<br>S: 10<br>H: 1<br>LOB: 0<br>BB: 0<br>P: 12 | R: 0<br>E: 0<br>K: 0<br>S: 9<br>H: 1<br>LOB: 1<br>BB: 1<br>P: 15 | R: 0<br>E: 0<br>K: 1<br>S: 12<br>H: 0<br>LOB: 1<br>BB: 1<br>P: 23 | R: 0<br>E: 0<br>K: 0<br>S: 7<br>H: 1<br>LOB: 1<br>BB: 0<br>P: 9 | R: 0<br>E: 0<br>K: 0<br>S: 13<br>H: 2<br>LOB: 3<br>BB: 1<br>P: 24 | | 1B: 7<br>2B: 4<br>3B: 0<br>HR: 1<br>SF: 0<br>SAC: 2<br>DP: 1<br>HBP: 0 | | WP: 1<br>PB: 0<br>SB: 0<br>CS: 1<br>PA: 40 | | |

| PITCHER | | IP | WLS | BF | H | R | ER | SO | BB | IBB | HBP | BLK | WP | HR | S | P | ERA | WHIP |
|---|---|---|---|---|---|---|---|---|---|---|---|---|---|---|---|---|---|---|
| 28 Paul Maholm, L<br>ERA: 4.48 | (1, 1) | 5.0 | L | 25 | 8 | 5 | 5 | 7 | 4 | 0 | 0 | 0 | 1 | 1 | 52 | 83 | 9.00 | 2.400 |
| 27 Jeff Karstens, R<br>ERA: 4.9 | (6, 1) | 2.1 | | 12 | 3 | 0 | 0 | 1 | 1 | 1 | 0 | 0 | 0 | 0 | 26 | 48 | 0.00 | 1.714 |
| 58 Steven Jackson, R<br>ERA: 4.66 | (8, 1) | 0.2 | | 2 | 0 | 0 | 0 | 0 | 0 | 0 | 0 | 0 | 0 | 0 | 6 | 8 | 0.00 | 0.000 |

| PITCHER | IP | WLS | BF | H | R | ER | SO | BB | IBB | HBP | BLK | WP | HR | S | P | ERA | WHIP |
|---|---|---|---|---|---|---|---|---|---|---|---|---|---|---|---|---|---|

# BOTTOM

# Pittsburgh Pirates @ Colorado Rockies

Coors Field, Denver, CO

Sun Jun 21 2009, 1:10 PM MDT

Att. 44,131 - Partly Cloudy - 81 F

livebaseballscorecards.com

| | |
|---|---|
| AB | 31 |
| R | 5 |
| H | 11 |
| RBI | 5 |
| BB | 6 |
| SO | 8 |
| LOB | 19 |

| Batter | 1 | 2 | 3 | 4 | 5 | 6 | 7 | 8 | 9 | AB | R | H | RBI | BB | SO | LOB |
|---|---|---|---|---|---|---|---|---|---|---|---|---|---|---|---|---|
| 11 Jamey Carroll, R (1, 4)<br>OBP: 0.381, SLG: 0.356 | C CH 88<br>X FF 91<br>0-1 ① F9 | | C FF 92<br>B SL 81<br>B SL 86<br>F FF 91<br>D SL 78<br>F FF 92<br>B FF 92<br>4-2 24 3B BB | T FF 89<br>B SL 77<br>C FF 89<br>F FF 91<br>X FF 91<br>1-2 ③ L4 | | | C FF 93<br>C CU 81<br>X FF 94<br>0-2 ① G3 | | C<br>F SL 83<br>S FF 95<br>0-3 ② K | 4 | 1 | 0 | 0 | 1 | 1 | 1 |
| 24 Grady Sizemore, L (1, 8)<br>OBP: 0.311, SLG: 0.427 | B CH 89<br>X CH 88<br>1-0 41 G3 1B | | S SL 81<br>F SL 82<br>D SL 84<br>F FF 93<br>D SL 88<br>F SL 82<br>B FF 92<br>F FF 94<br>F FF 94<br>3-2 X SL 80 2 1B 1-H 2-H 3B | | C SI 87<br>B SI 88<br>C SL 77<br>B SI 90<br>F SL 78<br>B SI 89<br>C SL 77<br>3-3 ① K | | F FF 94<br>B CH 82<br>C FF 94<br>X CU 82<br>1-2 ② G3 | | C FF 94<br>F CH 88<br>F FF 94<br>C FF 94<br>0-3 ③ K | 5 | 1 | 2 | 2 | 0 | 2 | 1 |
| 41 Victor Martinez, S (1, 2)<br>OBP: 0.405, SLG: 0.529 | C FF 89<br>1 SAFE<br>B CH 83<br>B CH 83<br>F SI 90<br>X SL 79<br>2-2 ② G3 1-2 | | B FF 92<br>B FF 92<br>S SI 93<br>B FF 92<br>T FF 93<br>F FF 94<br>F FF 94<br>B SL 82<br>4-2 17 BB 2 1B BB | | F SI 89<br>B SI 88<br>X SI 90<br>1-1 ② G4-3 | | S FF 95<br>B FF 95<br>B CU 81<br>C CU 81<br>B FF 94<br>X FF 91<br>3-2 ③ F8 | | | 3 | 1 | 0 | 0 | 1 | 0 | 1 |
| 17 Shin-Soo Choo, L (1, 7)<br>OBP: 0.410, SLG: 0.453 | F FF 89<br>B FA 90<br>X SL 79<br>1-1 ③ G3 | | B FF 91<br>B FF 91<br>B FF 91<br>F FF 91<br>B FF 92<br>4-1 2 1B 1-2 BB | | B SL 76<br>F SL 77<br>B SI 89<br>C SI 90<br>B SI 90<br>F SL 78<br>F SI 90<br>X SI 90<br>3-2 1B | | | X FF 95<br>0-0 ① G4-3 | | 3 | 0 | 1 | 0 | 1 | 0 | 1 |
| 7 Mark DeRosa, R (1, 9)<br>OBP: 0.346, SLG: 0.464 | | B FF 90<br>X CH 89<br>1-0 ① G6-3 | B SL 82<br>B FF 91<br>C FF 92<br>B SL 82<br>F FF 91<br>C FF 93<br>3-3 ② K | | 1 SAFE<br>C CH 81<br>X SI 90<br>0-1 ③ P3 | | | B FF 96<br>B FC 90<br>B FF 95<br>B FF 95<br>4-0 BB | | 3 | 0 | 0 | 0 | 1 | 1 | 4 |
| 2 Jhonny Peralta, R (1, 5)<br>OBP: 0.333, SLG: 0.364 | | C CH 88<br>B SL 77<br>S SL 76<br>X SL 85<br>1-2 ② F8 | B SL 82<br>S FF 94<br>F FF 94<br>D SL 89<br>B FF 95<br>X FF 95<br>3-2 1-3 2-H 3-H 1B | | | B FF 92<br>X FF 92<br>1-0 HR | | C FC 90<br>F FF 94<br>B FF 93<br>F FF 95<br>X CH 84<br>1-2 ② F7 | | 4 | 1 | 2 | 3 | 0 | 0 | 1 |
| 1 Luis Valbuena, L (1, 6)<br>OBP: 0.298, SLG: 0.423 | | C FA 89<br>X CH 84<br>0-1 ③ F7 | B FF 88<br>X FF 89<br>1-0 ③ P3 | | | C FF 93<br>C FF 94<br>C CU 82<br>0-3 ① K | | X FF 94<br>0-0 ③ P4 | | 4 | 0 | 0 | 0 | 0 | 1 | 3 |
| 8 Chris Gimenez, R (1, 3)<br>OBP: 0.357, SLG: 0.542 | | | C FF 88<br>S SL 79<br>B SL 80<br>X FF 92<br>1-2 28 SH1-4 24 3B 1B | C SI 89<br>S SL 79<br>B FF 91<br>B CU 70<br>X FF 88<br>2-2 ① G5-3 | | C CU 80<br>C CU 82<br>X FF 95<br>0-2 ② G6-3 | | | B FF 92<br>B FF 92<br>C FF 92<br>B FF 92<br>X FF 92<br>3-1 1B | 4 | 1 | 2 | 0 | 0 | 0 | 0 |
| 28 David Huff, S (1, 1)<br>29 Josh Barfield, R (9, PH)<br>OBP: 0.368, SLG: 0.421<br>40 Matt Herges, L (9, 1)<br>34 Kerry Wood, R (9, 1) | | | C CH 89<br>B CH 88<br>L CH 88<br>X FF 90<br>1-2 ① SH1-4 1-2 | S FF 88<br>B FF 89<br>F SI 88<br>C CU 72<br>1-3 ② K | | F FF 90<br>F FF 93<br>X CU 81<br>0-2 ③ G6-3 | | | C SL 82<br>F FF 94<br>C FF 95<br>0-3 ① K | 2<br>1<br>0<br>0 | 0<br>0<br>0<br>0 | 0<br>0<br>0<br>0 | 0<br>0<br>0<br>0 | 0<br>1<br>0<br>0 | 1<br>1<br>0<br>0 | 0<br>1<br>0<br>0 |
| Inning Stats | R: 0<br>E: 0<br>K: 0<br>S: 8<br>H: 1<br>LOB: 1<br>BB: 0<br>P: 12 | R: 0<br>E: 0<br>K: 0<br>S: 6<br>H: 0<br>LOB: 0<br>BB: 0<br>P: 8 | R: 4<br>E: 0<br>K: 1<br>S: 28<br>H: 3<br>LOB: 2<br>BB: 3<br>P: 52 | R: 0<br>E: 0<br>K: 1<br>S: 10<br>H: 0<br>LOB: 0<br>BB: 0<br>P: 14 | R: 0<br>E: 0<br>K: 1<br>S: 13<br>H: 1<br>LOB: 1<br>BB: 0<br>P: 20 | R: 1<br>E: 0<br>K: 1<br>S: 10<br>H: 1<br>LOB: 0<br>BB: 0<br>P: 11 | R: 0<br>E: 0<br>K: 0<br>S: 9<br>H: 0<br>LOB: 0<br>BB: 0<br>P: 13 | R: 0<br>E: 0<br>K: 0<br>S: 6<br>H: 0<br>LOB: 1<br>BB: 1<br>P: 11 | R: 0<br>E: 0<br>K: 3<br>S: 12<br>H: 1<br>LOB: 1<br>BB: 0<br>P: 15 | 1B: 5<br>2B: 0<br>3B: 1<br>HR: 1<br>SF: 0<br>SAC: 1<br>DP: 0<br>HBP: 0 | | | | | | WP: 0<br>PB: 0<br>SB: 0<br>CS: 0<br>PA: 38 |

| PITCHER | | IP | WLS | BF | H | R | ER | SO | BB | IBB | HBP | BLK | WP | HR | S | P | ERA | WHIP |
|---|---|---|---|---|---|---|---|---|---|---|---|---|---|---|---|---|---|---|
| 45 Ian Snell, R<br>ERA: 5.36 | (1, 1) | 2.2 | L | 15 | 4 | 4 | 4 | 1 | 3 | 0 | 0 | 0 | 0 | 0 | 41 | 70 | 13.50 | 2.625 |
| 27 Jeff Karstens, R<br>ERA: 4.8 | (3, 1) | 1.1 | | 4 | 0 | 0 | 0 | 1 | 0 | 0 | 0 | 0 | 0 | 0 | 11 | 16 | 0.00 | 0.000 |
| 17 Sean Burnett, L<br>ERA: 3.23 | (5, 1) | 1.0 | | 4 | 1 | 0 | 0 | 1 | 0 | 0 | 0 | 0 | 0 | 0 | 13 | 20 | 0.00 | 1.000 |
| 47 Evan Meek, R<br>ERA: 3.16 | (6, 1) | 2.0 | | 7 | 1 | 1 | 1 | 1 | 0 | 0 | 0 | 0 | 0 | 1 | 19 | 24 | 4.50 | 0.500 |
| 43 Jesse Chavez, R<br>ERA: 3.52 | (8, 1) | 1.0 | | 4 | 0 | 0 | 0 | 0 | 1 | 0 | 0 | 0 | 0 | 0 | 6 | 11 | 0.00 | 1.000 |

| PITCHER | | IP | WLS | BF | H | R | ER | SO | BB | IBB | HBP | BLK | WP | HR | S | P | ERA | WHIP |
|---|---|---|---|---|---|---|---|---|---|---|---|---|---|---|---|---|---|---|
| 55 Matt Capps, R<br>ERA: 4.94 | (9, 1) | 1.0 | | 4 | 1 | 0 | 0 | 3 | 0 | 0 | 0 | 0 | 0 | 0 | 12 | 15 | 0.00 | 1.000 |

# TOP

## Cleveland Indians @ Pittsburgh Pirates

PNC Park, Pittsburgh, PA

Tue Jun 23 2009, 7:05 PM EDT

Att. 19,109 - Partly Cloudy - 81 F

livebaseballscorecards.com

| | |
|---|---|
| AB | 33 |
| R | 5 |
| H | 7 |
| RBI | 5 |
| BB | 4 |
| SO | 7 |
| LOB | 13 |

| Batter | 1 | 2 | 3 | 4 | 5 | 6 | 7 | 8 | 9 | AB | R | H | RBI | BB | SO | LOB |
|---|---|---|---|---|---|---|---|---|---|---|---|---|---|---|---|---|
| 22 Andrew McCutchen, R (1, 8)<br>OBP: 0.356, SLG: 0.518 | B FF 87<br>B FF 89<br>X FF 89<br>2-0 ① L6 | | B FF 88<br>B FF 89<br>B FF 88<br>C FF 89<br>X FF 89<br>3-1 ② G5-3 | | C CU 74<br>B FF 91<br>X CH 83<br>1-1 ② F7 | | | S CH 81<br>S CH 81<br>S CH 83<br>0-3 ① K | D CU 80<br>C FF 95<br>X FF 96<br>1-1<br>12 BB<br>3 S<br>2-H 1B | 5 | 0 | 1 | 1 | 0 | 1 | 2 |
| 3 Nyjer Morgan, L (1, 7)<br>OBP: 0.344, SLG: 0.339 | C FF 89<br>F SL 79<br>X FF 89<br>0-2<br>25 1B 1B | | B FF 89<br>B FF 89<br>C FF 89<br>B FF 91<br>C FF 90<br>F FF 90<br>F FF 91<br>B FF 90<br>4-2 BB | | C FF 89<br>X FF 90<br>0-1 ③ FC6-4<br>1-2f | | | C SL 78<br>B FF 89<br>X FF 89<br>1-1 ② G3 | 1 SAFE<br>1 SAFE<br>B FF 95<br>B FF 94<br>C FF 93<br>1 SAFE<br>C SL 90<br>B FF 95<br>F SL 88<br>4-2<br>B SL 91<br>12 BB<br>1-2 BB | 3 | 0 | 1 | 0 | 2 | 0 | 2 |
| 12 Freddy Sanchez, R (1, 4)<br>OBP: 0.355, SLG: 0.485 | S FF 89<br>X FF 89<br>0-1 ② F9 | | B FF 88<br>S CH 81<br>X FF 89<br>1-1 ③ F7 | | | C FF 89<br>S CH 81<br>F FF 88<br>F CU 77<br>B FF 91<br>B CH 83<br>X CH 81<br>2-2 ① L6 | | F FF 90<br>B FF 89<br>X FF 90<br>1-1 ③ F9 | B SL 90<br>B SL 92<br>S SL 91<br>B FF 97<br>B SL 89<br>1-2<br>2-3<br>4-1 BB | 4 | 0 | 0 | 0 | 1 | 0 | 2 |
| 25 Adam LaRoche, L (1, 3)<br>OBP: 0.357, SLG: 0.481 | C FF 89<br>C FF 90<br>F FF 90<br>1 SAFE<br>1 SAFE<br>F SL 81<br>1 SAFE<br>F FF 90<br>1-2<br>B FF 90<br>X SL 80<br>1-2 1B | | | B CU 73<br>C SL 79<br>X FF 89<br>1-1 ① G3<br>C FF 89<br>F CU 75<br>B FF 89<br>X FF 90<br>1-2 ② F8 | | F FF 90<br>C FF 91<br>B CU 77<br>X SL 82<br>1-2 ② G4-3 | | | HR<br>F9 | 5 | 1 | 2 | 1 | 0 | 0 | 3 |
| 23 Robinzon Diaz, R (1, 2)<br>OBP: 0.305, SLG: 0.378 | B FF 88<br>F CH 81<br>F FF 88<br>F CH 81<br>X FF 90<br>1-2 ③ G3-1 | | | B FF 88<br>C FF 89<br>F FF 90<br>F CH 82<br>X CU 76<br>1-2 ③ G5-3 | | B FF 90<br>X FF 90<br>1-0 1B | | | B SI 89<br>B SI 90<br>F FF 90<br>C SI 90<br>F CH 81<br>X CH 81<br>2-2<br>15 G6-3<br>44 2B 1B | 4 | 1 | 2 | 0 | 0 | 0 | 2 |
| 15 Andy LaRoche, R (1, 5)<br>OBP: 0.346, SLG: 0.384 | | B FF 86<br>X CH 80<br>1-0 ① P6 | | | S FF 89<br>X CH 84<br>0-1 ③ F9 | | | | C FF 89<br>B SI 90<br>B SI 89<br>S CH 81<br>X CH 83<br>2-2 ① G6-3<br>1-2 | 4 | 0 | 0 | 0 | 0 | 0 | 2 |
| 51 Steve Pearce, R (1, 9)<br>44 Brandon Moss, L (9, PH)<br>OBP: 0.314, SLG: 0.385 | | C FF 88<br>B CH 82<br>X CH 83<br>1-1 ② F8 | | | B FF 88<br>X CH 82<br>1-0 ① G5-3 | | B CH 82<br>F FF 90<br>B FF 89<br>X CH 82<br>2-1 ① F8 | | C CU 75<br>B SI 90<br>X CH 82<br>1-1<br>2<br>2-H 2B | 3<br>1 | 0<br>1 | 0<br>1 | 0<br>1 | 0<br>0 | 0<br>0 | 0<br>0 |
| 2 Jack Wilson, R (1, 6)<br>OBP: 0.298, SLG: 0.404 | | B FF 88<br>F FF 88<br>C FF 88<br>B SL 82<br>X CH 83<br>2-2 ③ F8 | | | B FF 88<br>C FF 90<br>X CU 76<br>1-1 2B | | X CH 82<br>0-0 ② P5 | | B SL 91<br>X SL 92<br>1-0<br>22 1B<br>2-H 2B | 4 | 1 | 2 | 1 | 0 | 0 | 0 |
| 45 Ian Snell, R<br>27 Jeff Karstens, R<br>17 Sean Burnett, L<br>16 Eric Hinske, L<br>47 Evan Meek, R<br>5 Ramón Vázquez, L<br>43 Jesse Chavez, R<br>55 Matt Capps, R<br>24 Delwyn Young, S | | | B FF 87<br>C FF 88<br>B FF 88<br>X FF 89<br>2-1 ① G4-1 | | D CU 74<br>S SL 79<br>B FF 90<br>B FF 90<br>F FF 89<br>B FF 90<br>4-2<br>3<br>FC6-4<br>BB | | B FF 88<br>C FF 88<br>F FF 89<br>C FF 90<br>1-3 ③ K | | B FF 96<br>S FF 96<br>S FF 96<br>B FF 95<br>S FF 96<br>2-3 ② K | 0<br>1<br>0<br>0<br>0<br>0<br>1<br>0<br>0<br>1 | 0<br>0<br>0<br>0<br>0<br>0<br>0<br>0<br>0<br>0 | 0<br>0<br>0<br>0<br>0<br>0<br>0<br>0<br>0<br>0 | 0<br>0<br>0<br>0<br>1<br>0<br>0<br>1<br>0<br>1 | 0<br>0<br>0<br>0<br>0<br>0<br>0<br>0<br>0<br>1 | 0<br>0<br>0<br>0<br>0<br>0<br>0<br>0<br>0<br>1 | 0<br>0<br>0<br>0<br>0<br>0<br>0<br>0<br>0<br>1 |
| Inning Stats | R: 0 E: 0 K: 0 S: 17 H: 2 LOB: 2 BB: 0 P: 21 | R: 0 E: 0 K: 0 S: 6 H: 0 LOB: 0 BB: 0 P: 10 | R: 0 E: 0 K: 0 S: 10 H: 0 LOB: 1 BB: 1 P: 20 | R: 0 E: 0 K: 0 S: 9 H: 0 LOB: 0 BB: 0 P: 12 | R: 0 E: 0 K: 0 S: 9 H: 1 LOB: 2 BB: 1 P: 16 | R: 0 E: 0 K: 0 S: 11 H: 1 LOB: 1 BB: 0 P: 15 | R: 0 E: 0 K: 1 S: 6 H: 0 LOB: 0 BB: 0 P: 9 | R: 0 E: 0 K: 1 S: 7 H: 0 LOB: 0 BB: 0 P: 9 | R: 4 E: 0 K: 1 S: 25 H: 5 LOB: 3 BB: 2 P: 46 | 1B: 5<br>2B: 3<br>3B: 0<br>HR: 1 | SF: 0<br>SAC: 0<br>DP: 0<br>HBP: 0 | | | WP: 0<br>PB: 0<br>SB: 1<br>CS: 0 | PA: 40 | | |

| PITCHER | | IP | WLS | BF | H | R | ER | SO | BB | IBB | HBP | BLK | WP | HR | S | P | ERA | WHIP |
|---|---|---|---|---|---|---|---|---|---|---|---|---|---|---|---|---|---|---|
| 28 David Huff, L<br>ERA: 5.71 | (1, 1) | 8.0 | W | 30 | 4 | 0 | 0 | 2 | 2 | 0 | 0 | 0 | 0 | 0 | 75 | 112 | 0.00 | 0.750 |
| 40 Matt Herges, R<br>ERA: 3.57 | (9, 1) | 0.1 | | 4 | 3 | 3 | 3 | 0 | 0 | 0 | 0 | 0 | 0 | 1 | 11 | 17 | 81.00 | 9.000 |
| 34 Kerry Wood, R<br>ERA: 5.68 | (9, 1) | 0.2 | S | 6 | 2 | 1 | 1 | 1 | 2 | 0 | 0 | 0 | 0 | 0 | 14 | 29 | 13.50 | 6.000 |

| PITCHER | IP | WLS | BF | H | R | ER | SO | BB | IBB | HBP | BLK | WP | HR | S | P | ERA | WHIP |
|---|---|---|---|---|---|---|---|---|---|---|---|---|---|---|---|---|---|

# BOTTOM

## Cleveland Indians @ Pittsburgh Pirates

PNC Park, Pittsburgh, PA

Tue Jun 23 2009, 7:05 PM EDT
Att. 19,109 - Partly Cloudy - 81 F

livebaseballscorecards.com

| | |
|---|---|
| AB | 36 |
| R | 4 |
| H | 9 |
| RBI | 4 |
| BB | 4 |
| SO | 3 |
| LOB | 14 |

# Cleveland Indians @ Pittsburgh Pirates

PNC Park, Pittsburgh, PA

Wed Jun 24 2009, 7:05 PM EDT

Att. 20,162 - Clear - 84 F

livebaseballscorecards.com

## TOP

| Batter | 1 | 2 | 3 | 4 | 5 | 6 | 7 | 8 | 9 | AB | R | H | RBI | BB | SO | LOB |
|---|---|---|---|---|---|---|---|---|---|---|---|---|---|---|---|---|
| 11 Jamey Carroll, R (1, 4) (7, 5)<br>OBP: 0.390, SLG: 0.371 | C SI 89<br>B SI 90<br>X SI 89<br>1-1<br>17<br>FC3-6<br>2B | | C SI 86<br>B CU 72<br>C CH 81<br>S CU 73<br>1-3 ①<br>K | | C SI 85<br>C CH 78<br>B CU 77<br>B CU 73<br>F SI 86<br>F SI 88<br>F SI 88<br>F CH 79<br>F CU 73<br>4-2<br>B FF 87<br>B SI 87<br>BB | | C FF 93<br>B FF 95<br>C CH 86<br>X FF 94<br>1-2 ③<br>F9 | | B SI 90<br>C FF 90<br>B FF 89<br>X FF 91<br>2-1<br>E5<br>24<br>HR<br>1-3<br>1B | 4 | 1 | 2 | 0 | 1 | 1 | 0 |
| 24 Grady Sizemore, L (1, 8)<br>OBP: 0.309, SLG: 0.435 | B SL 82<br>C SI 89<br>X SL 82<br>1-1 ①<br>F9 | | B CU 74<br>X SI 89<br>1-0 ②<br>G3-1 | | F CU 72<br>B SI 88<br>F CU 78<br>X SI 88<br>1-2 ①<br>P5 | | | C FF 91<br>B SL 82<br>B SL 84<br>X FF 90<br>2-1 ①<br>F8 | X FF 89<br>0-0<br>2-H<br>3-H<br>HR | 5 | 1 | 1 | 3 | 0 | 0 | 2 |
| 41 Victor Martinez, S (1, 3)<br>OBP: 0.404, SLG: 0.525<br>8 Chris Gimenez, R (7, 3)<br>OBP: 0.367, SLG: 0.520 | B CH 83<br>B CH 83<br>S FF 90<br>B FF 90<br>B CH 84<br>4-1<br>17<br>FC3-6<br>BB | | B SI 88<br>X SI 88<br>1-0 ③<br>G4-3 | | B SI 88<br>B CU 72<br>F SI 88<br>X FF 88<br>2-1 ②<br>F7 | | | B FF 91<br>C FF 90<br>S CH 82<br>S CH 84<br>1-3 ②<br>K | C FF 90<br>B SL 83<br>B SL 84<br>B FF 89<br>B FF 88<br>4-1<br>BB | 2<br>1 | 0<br>0 | 0<br>0 | 0<br>0 | 1<br>1 | 0<br>1 | 1<br>0 |
| 17 Shin-Soo Choo, L (1, 7)<br>OBP: 0.406, SLG: 0.448 | C SL 82<br>B SL 82<br>T SI 89<br>F SL 82<br>X SL 80<br>1-2 ②<br>FC3-6<br>1-2f<br>2-3 | | | X SI 88<br>0-0<br>7<br>1B<br>10<br>1B<br>1B | B CU 73<br>X SI 87<br>1-0 ③<br>P5 | | | C FF 92<br>B CH 82<br>B SL 84<br>F FF 90<br>B CH 83<br>S FF 91<br>3-3 ③<br>K | F SL 75<br>F SL 77<br>X SI 90<br>0-2 ③<br>G6-3 | 5 | 1 | 1 | 0 | 0 | 1 | 4 |
| 7 Mark DeRosa, R (1, 9)<br>OBP: 0.344, SLG: 0.461 | 1 SAFE<br>1 SAFE<br>C SI 89<br>B FF 88<br>1 SAFE<br>F CU 76<br>X FF 88<br>1-2 ③<br>F8 | | | C FF 89<br>1 SAFE<br>B FF 90<br>F SL 80<br>B FF 88<br>F CU 75<br>B FF 89<br>F SL 81<br>F FF 89<br>3-2<br>F FF 89<br>1 SAFE<br>X SI 86<br>10<br>E<br>10<br>1B<br>1-3<br>1B | | B CH 84<br>X CH 79<br>1-0 ①<br>G5-3 | | | B FF 90<br>B FF 90<br>B FF 89<br>C FF 90<br>X FF 88<br>3-1 ①<br>F9 | 4 | 0 | 1 | 0 | 0 | 0 | 2 |
| 2 Jhonny Peralta, R (1, 5) (7, 6)<br>OBP: 0.332, SLG: 0.362 | | X SI 88<br>0-0<br>1<br>FC4-6<br>1B | | C FF 89<br>S CH 81<br>B CH 80<br>X FF 89<br>1-2 ①<br>F8 | | B SI 87<br>X SI 87<br>1-0 ②<br>G6-3 | | | B FF 90<br>X FF 90<br>1-0 ②<br>F7 | 4 | 0 | 1 | 0 | 0 | 0 | 2 |
| 1 Luis Valbuena, L (1, 6)<br>OBP: 0.291, SLG: 0.412<br>29 Josh Barfield, R (7, 4)<br>OBP: 0.400, SLG: 0.450 | | 1 SAFE<br>C FF 87<br>F SI 89<br>X CH 79<br>0-2 ①<br>FC4-6<br>1-2f | | C CU 74<br>S SL 80<br>S SL 80<br>0-3 ②<br>K | | B FF 87<br>C FF 88<br>B CU 74<br>F SI 87<br>S CH 78<br>2-3 ③<br>K | | | F FF 90<br>C SL 82<br>X FF 89<br>0-2<br>10<br>HR<br>1B | 3<br>1 | 0<br>1 | 0<br>1 | 0<br>0 | 0<br>0 | 2<br>0 | 3<br>0 |
| 10 Kelly Shoppach, R (1, 2)<br>OBP: 0.329, SLG: 0.382 | | S CH 82<br>B CH 80<br>B SI 88<br>S CH 81<br>B FF 89<br>S SI 88<br>3-3 ②<br>K | | F CH 81<br>X CH 80<br>0-1<br>E1<br>1-3<br>3-H<br>1B | | | X FF 94<br>0-0 ①<br>G3-1 | | B FF 90<br>B FF 91<br>S FF 89<br>B SL 81<br>F FF 91<br>X FF 90<br>3-2<br>1-H<br>HR | 4 | 1 | 2 | 3 | 0 | 1 | 1 |
| 44 Carl Pavano, R (1, 1)<br>50 Jensen Lewis, R (4, 1)<br>49 Tony Sipp, L (6, 1)<br>12 Ben Francisco, R (7, PH)<br>OBP: 0.302, SLG: 0.368<br>38 Joe Smith, R (7, 1)<br>53 Rafael Perez, L (8, 1)<br>25 Ryan Garko, R (9, PH)<br>OBP: 0.348, SLG: 0.413 | | T SI 89<br>F CU 74<br>B FF 89<br>X FF 88<br>1-2 ③<br>L5 | | S CU 73<br>X FF 88<br>0-1 ③<br>G6-3 | | | C FF 93<br>X FC 90<br>0-1 ②<br>G4-3 | | B SL 83<br>X FF 88<br>1-0<br>E5<br>11<br>E<br>11<br>1B<br>24<br>HR | 2<br>0<br>0<br>1<br>0<br>0<br>0<br>1 | 0<br>0<br>0<br>0<br>0<br>0<br>0<br>1 | 0<br>0<br>0<br>0<br>0<br>0<br>0<br>0 | 0<br>0<br>0<br>0<br>0<br>0<br>0<br>0 | 0<br>0<br>0<br>0<br>0<br>0<br>0<br>0 | 0<br>0<br>0<br>0<br>0<br>0<br>0<br>0 | 3<br>0<br>0<br>0<br>0<br>0<br>0<br>0 |

| Inning Stats | 1 | 2 | 3 | 4 | 5 | 6 | 7 | 8 | 9 |
|---|---|---|---|---|---|---|---|---|---|
| | R: 0<br>E: 0<br>K: 0<br>S: 12 | R: 0<br>E: 0<br>K: 1<br>S: 10 | R: 0<br>E: 0<br>K: 1<br>S: 5 | R: 1<br>E: 1<br>K: 1<br>S: 18 | R: 0<br>E: 0<br>K: 0<br>S: 13 | R: 0<br>E: 0<br>K: 1<br>S: 5 | R: 0<br>E: 0<br>K: 0<br>S: 6 | R: 0<br>E: 0<br>K: 2<br>S: 8 | R: 5<br>E: 2<br>K: 0<br>S: 17 |
| | H: 1<br>LOB: 2<br>BB: 1<br>P: 20 | H: 1<br>LOB: 1<br>BB: 0<br>P: 14 | H: 0<br>LOB: 0<br>BB: 0<br>P: 8 | H: 3<br>LOB: 2<br>BB: 0<br>P: 22 | H: 0<br>LOB: 1<br>BB: 1<br>P: 21 | H: 0<br>LOB: 0<br>BB: 0<br>P: 9 | H: 0<br>LOB: 0<br>BB: 0<br>P: 7 | H: 0<br>LOB: 0<br>BB: 0<br>P: 14 | H: 4<br>LOB: 1<br>BB: 1<br>P: 31 |

| | AB | 37 |
|---|---|---|
| | R | 6 |
| | H | 9 |
| | RBI | 6 |
| | BB | 3 |
| | SO | 6 |
| | LOB | 18 |

1B: 6 SF: 0
2B: 1 SAC: 0
3B: 0 DP: 0
HR: 2 HBP: 0

WP: 0 PA: 40
PB: 0
SB: 0
CS: 0

| PITCHER | | IP | WLS | BF | H | R | ER | SO | BB | IBB | HBP | BLK | WP | HR | S | P | ERA | WHIP |
|---|---|---|---|---|---|---|---|---|---|---|---|---|---|---|---|---|---|---|
| 57 Zach Duke, L<br>ERA: 3.09 | (1, 1) | 6.0 | W | 25 | 5 | 1 | 1 | 4 | 2 | 0 | 0 | 0 | 0 | 0 | 63 | 94 | 1.50 | 1.167 |
| 43 Jesse Chavez, R<br>ERA: 3.41 | (7, 1) | 1.0 | | 3 | 0 | 0 | 0 | 0 | 0 | 0 | 0 | 0 | 0 | 0 | 6 | 7 | 0.00 | 0.000 |
| 34 John Grabow, L<br>ERA: 4.09 | (8, 1) | 1.0 | | 3 | 0 | 0 | 0 | 2 | 0 | 0 | 0 | 0 | 0 | 0 | 8 | 14 | 0.00 | 0.000 |
| 58 Steven Jackson, R<br>ERA: 6.1 | (9, 1) | 0.2 | | 8 | 4 | 5 | 2 | 0 | 1 | 0 | 0 | 0 | 0 | 2 | 14 | 28 | 27.00 | 7.500 |
| 17 Sean Burnett, L<br>ERA: 3.19 | (9, 1) | 0.1 | | 1 | 0 | 0 | 0 | 0 | 0 | 0 | 0 | 0 | 0 | 0 | 3 | 3 | 0.00 | 0.000 |

| PITCHER | | IP | WLS | BF | H | R | ER | SO | BB | IBB | HBP | BLK | WP | HR | S | P | ERA | WHIP |
|---|---|---|---|---|---|---|---|---|---|---|---|---|---|---|---|---|---|---|

# BOTTOM

## Cleveland Indians @ Pittsburgh Pirates

PNC Park, Pittsburgh, PA

Wed Jun 24 2009, 7:05 PM EDT

Att. 20,162 - Clear - 84 F

livebaseballscorecards.com

| Batter | 1 | 2 | 3 | 4 | 5 | 6 | 7 | 8 | 9 | AB | R | H | RBI | BB | SO | LOB |
|---|---|---|---|---|---|---|---|---|---|---|---|---|---|---|---|---|
| 22 Andrew McCutchen, R (1, 8)<br>OBP: 0.359, SLG: 0.506 | C SI 88<br>B FF 89<br>S CH 81<br>F CH 81<br>B SI 90<br>X SI 91<br>2-2 P6 ① | T CH 80<br>X SI 90<br>0-1 12 1B<br>1-2<br>2-H<br>3-H<br>1B | | C FF 90<br>X FF 90<br>0-1 B1-3 ②<br>1B | B FF 90<br>B FF 89<br>C FF 88<br>F CH 80<br>B FF 91<br>F FC 90<br>F FF 88<br>F SL 78<br>B FC 89<br>4-2 3 1B BB | | B SL 82<br>F SI 89<br>B SI 88<br>B SI 90<br>S SI 88<br>X SI 88<br>3-2 G1-3 ③ | | | 4 | 0 | 1 | 2 | 1 | 0 | 0 |
| 3 Nyjer Morgan, L (1, 7)<br>OBP: 0.348, SLG: 0.341 | C SI 91<br>X SI 91<br>0-1 G4-3 ② | C SI 88<br>C SL 80<br>X CH 80<br>0-2 F8 ① | | L SI 90<br>B SI 91<br>C SL 81<br>X FF 91<br>1-2 12 E 12 S 25 1B<br>1B | F CH 78<br>X CH 80<br>0-1 12 G5-4-3<br>1-3<br>1B | | | C<br>B FF 92<br>S<br>B SL 87<br>B FF 92<br>F<br>B FF 92<br>4-2 24 FC1-6 5 BB BB | | 4 | 1 | 2 | 0 | 1 | 0 | 2 |
| 12 Freddy Sanchez, R (1, 4)<br>OBP: 0.357, SLG: 0.486<br>5 Ramón Vázquez, L (8, 4)<br>OBP: 0.356, SLG: 0.259<br>(9, 6) | B FF 90<br>C FF 90<br>B CH 81<br>C CH 82<br>F SI 91<br>X SI 92<br>2-2 25 1B 1B | B FF 89<br>D CH 80<br>C FF 89<br>X FF 90<br>2-1<br>1-2<br>2-3<br>1B | | P PO 84<br>F FF 89<br>C FF 89<br>X CH 81<br>1-2 E6 25 WP<br>1-3<br>25 1B | B FF 88<br>X CH 80<br>1-0 G5-4-3 ② ③<br>1-2f | | | S SL 87<br>B FF 91<br>C FF 92<br>B SL 87<br>B FF 93<br>B FF 92<br>4-2 24 FC1-6<br>1-2<br>BB | | 4<br>0 | 1<br>0 | 2<br>0 | 0<br>0 | 0<br>1 | 0<br>0 | 3<br>0 |
| 25 Adam LaRoche, L (1, 3)<br>OBP: 0.363, SLG: 0.498<br>34 John Grabow, L (8, 1)<br>24 Delwyn Young, S (8, PH)<br>OBP: 0.413, SLG: 0.406<br>(9, 4) | B SI 91<br>1 SAFE<br>F SI 90<br>X SI 90<br>1-1<br>1-3<br>1B | C CH 80<br>F CH 80<br>F CH 81<br>C SI 90<br>0-3 K ② | | C SL 79<br>B SI 88<br>F SI 89<br>B CH 81<br>F SL 80<br>X SL 80<br>2-2 15 S 15 1B<br>1-H<br>3-H<br>1B | | C FF 90<br>X FF 90<br>0-1 HR | | B FF 90<br>F FF 91<br>F FF 92<br>B SL 86<br>F FF 91<br>X SL 86<br>2-2 FC1-6 ① 15 G5-4-3<br>1-2f<br>2-3 | | 4<br>0<br>1 | 2<br>0<br>0 | 3<br>0<br>0 | 3<br>0<br>0 | 0<br>0<br>0 | 1<br>0<br>0 | 3<br>0<br>2 |
| 15 Andy LaRoche, R (1, 5)<br>OBP: 0.343, SLG: 0.380 | C SI 89<br>C CH 80<br>D CH 81<br>S CH 80<br>1-3 K ③ | B CH 81<br>B SI 90<br>C SI 90<br>F FF 90<br>B FF 89<br>X FF 90<br>3-2 G6-3 ③ | | C SI 90<br>X SL 81<br>0-1 44 2B<br>1-H<br>1B | | B FF 90<br>B FF 91<br>C FF 92<br>B CH 84<br>C FF 92<br>X FF 92<br>3-2 P6 ① | | X FF 90<br>0-0 G5-4-3 ② ③<br>1-2f | | 5 | 1 | 1 | 1 | 0 | 1 | 7 |
| 44 Brandon Moss, L (1, 9)<br>OBP: 0.318, SLG: 0.390 | | B SI 91<br>S SI 91<br>S SI 91<br>B SI 91<br>B SI 91<br>F SI 93<br>F CH 82<br>B SI 91<br>4-2 2 1B 35 1B 57 1B BB | S CH 80<br>X CH 79<br>0-1 G3 ①<br>1B | X SI 89<br>0-0 35 HR<br>2-H<br>2B | | S SL 82<br>B FF 92<br>S SL 83<br>B SL 82<br>S SL 83<br>2-3 K ② | | | | 3 | 2 | 1 | 1 | 1 | 1 | 0 |
| 35 Jason Jaramillo, S (1, 2)<br>OBP: 0.360, SLG: 0.419 | | C SI 90<br>C SL 80<br>F CH 81<br>1 SAFE<br>X SI 88<br>0-2 57 1B 2 1B 22 1B<br>1-2<br>1B | C SI 88<br>B SI 88<br>C SL 81<br>B SI 90<br>F SL 81<br>B SI 89<br>C SI 89<br>3-3 K ② | B FF 87<br>F FF 87<br>S CH 78<br>F CH 80<br>X FF 88<br>1-2<br>2-H<br>HR | | B FF 90<br>X FF 92<br>1-0 G4-3 ③ | | | | 4 | 2 | 2 | 2 | 0 | 1 | 0 |
| 2 Jack Wilson, R (1, 6)<br>OBP: 0.297, SLG: 0.401<br>58 Steven Jackson, R (9, 1)<br>17 Sean Burnett, L (9, 1) | C SL 81<br>X CH 80<br>0-1 57 1B 22 1B<br>1-2<br>2-3<br>1B | B FF 89<br>X SI 90<br>1-0 G6-3 ③ | F FC 88<br>B FC 89<br>C FC 88<br>F CH 81<br>X FC 90<br>1-2 L3 ③ | | | | C SI 88<br>B SL 80<br>X SI 88<br>1-1 G5-3 ① | | | 4<br>0<br>0 | 1<br>0<br>0 | 1<br>0<br>0 | 0<br>0<br>0 | 0<br>0<br>0 | 0<br>0<br>0 | 0<br>0<br>0 |
| 57 Zach Duke, L (1, 1)<br>OBP: 0.281, SLG: 0.310<br>43 Jesse Chavez, R (7, 1)<br>51 Steve Pearce, R (7, PH)<br>(8, 3) | X FF 89<br>0-0 12 1B 22 1B<br>1-2<br>2-3<br>3-H<br>1B | | | B SI 89<br>C SI 89<br>S CH 79<br>F FF 90<br>B SL 81<br>X SI 89<br>2-2 G3-1 ① | B FC 87<br>C FC 86<br>B FC 87<br>C FC 88<br>S CH 80<br>2-3 K ① | | B SL 81<br>B SI 89<br>B SI 87<br>C SI 88<br>X SI 88<br>3-1 G6-3 ② | | | 3<br>0<br>1 | 0<br>0<br>0 | 1<br>0<br>0 | 1<br>0<br>0 | 0<br>0<br>0 | 1<br>0<br>0 | 0<br>0<br>0 |
| Inning Stats | R: 0<br>E: 0<br>K: 1<br>S: 15<br>H: 2<br>LOB: 2<br>BB: 0<br>P: 21 | R: 3<br>E: 0<br>K: 1<br>S: 25<br>H: 5<br>LOB: 3<br>BB: 1<br>P: 34 | R: 0<br>E: 0<br>K: 1<br>S: 7<br>H: 0<br>LOB: 0<br>BB: 0<br>P: 11 | R: 6<br>E: 1<br>K: 0<br>S: 28<br>H: 5<br>LOB: 0<br>BB: 0<br>P: 35 | R: 0<br>E: 0<br>K: 1<br>S: 11<br>H: 1<br>LOB: 1<br>BB: 1<br>P: 18 | R: 1<br>E: 0<br>K: 1<br>S: 9<br>H: 1<br>LOB: 0<br>BB: 0<br>P: 15 | R: 0<br>E: 0<br>K: 0<br>S: 7<br>H: 0<br>LOB: 0<br>BB: 0<br>P: 14 | R: 0<br>E: 0<br>K: 0<br>S: 10<br>H: 0<br>LOB: 1<br>BB: 2<br>P: 20 | | 1B: 11<br>2B: 1<br>3B: 0<br>HR: 2<br>SF: 0<br>SAC: 0<br>DP: 2<br>HBP: 0 | | | | WP: 1<br>PB: 0<br>SB: 2<br>CS: 0<br>PA: 41 | | |

| | AB | 37 |
|---|---|---|
| | R | 10 |
| | H | 14 |
| | RBI | 10 |
| | BB | 4 |
| | SO | 5 |
| | LOB | 17 |

| PITCHER | | IP | WLS | BF | H | R | ER | SO | BB | IBB | HBP | BLK | WP | HR | S | P | ERA | WHIP |
|---|---|---|---|---|---|---|---|---|---|---|---|---|---|---|---|---|---|---|
| 44 Carl Pavano, R<br>ERA: 5.8 | (1, 1) | 3.2 | L | 24 | 11 | 8 | 4 | 3 | 1 | 0 | 0 | 0 | 1 | 0 | 67 | 91 | 9.82 | 3.273 |
| 50 Jensen Lewis, R<br>ERA: 5.17 | (4, 1) | 1.1 | | 6 | 2 | 1 | 0 | 1 | 1 | 0 | 0 | 0 | 0 | 1 | 19 | 28 | 0.00 | 2.250 |
| 49 Tony Sipp, L<br>ERA: 3.72 | (6, 1) | 1.0 | | 4 | 1 | 1 | 1 | 1 | 0 | 0 | 0 | 0 | 0 | 1 | 9 | 15 | 9.00 | 1.000 |
| 38 Joe Smith, R<br>ERA: 4.91 | (7, 1) | 1.0 | | 3 | 0 | 0 | 0 | 0 | 0 | 0 | 0 | 0 | 0 | 0 | 7 | 14 | 0.00 | 0.000 |
| 53 Rafael Perez, L<br>ERA: 10.02 | (8, 1) | 1.0 | | 4 | 0 | 0 | 0 | 0 | 2 | 0 | 0 | 0 | 0 | 0 | 10 | 20 | 0.00 | 2.000 |

| PITCHER | IP | WLS | BF | H | R | ER | SO | BB | IBB | HBP | BLK | WP | HR | S | P | ERA | WHIP |
|---|---|---|---|---|---|---|---|---|---|---|---|---|---|---|---|---|---|

# Cleveland Indians @ Pittsburgh Pirates

PNC Park, Pittsburgh, PA

Thu Jun 25 2009, 7:05 PM EDT

Att. 30,120 - Cloudy - 86 F

livebaseballscorecards.com

## TOP

| Batter | 1 | 2 | 3 | 4 | 5 | 6 | 7 | 8 | 9 | AB | R | H | RBI | BB | SO | LOB |
|---|---|---|---|---|---|---|---|---|---|---|---|---|---|---|---|---|
| 11 Jamey Carroll, R (1, 4) (8, 5)<br>OBP: 0.383, SLG: 0.364 | B FF 90<br>C FF 89<br>B FF 91<br>F FF 91<br>X FF 92<br>2-2 ① F9 | | B FF 91<br>B SL 79<br>C FF 90<br>X FF 91<br>2-1 7 G5-4-3 1B | | C SL 78<br>F FF 90<br>X SL 82<br>0-2 ② L8 | | B SL 78<br>C FF 90<br>B SL 81<br>F FF 91<br>X FF 92<br>2-2 ③ G6-3 | | B FF 93<br>X FF 93<br>1-0 ③ G6-3 | 5 | 0 | 1 | 0 | 0 | 0 | 0 |
| 7 Mark DeRosa, R (1, 9)<br>OBP: 0.343, SLG: 0.456 | B SI 91<br>F FF 90<br>F SL 80<br>X FF 92<br>1-2 ② G6-3 | | 1 SAFE<br>B FF 92<br>1 SAFE<br>1 SAFE<br>1 SAFE<br>X FF 91<br>1-0 ①② G5-4-3<br>1-2f | | B FF 90<br>B SL 77<br>C FF 90<br>X FF 90<br>2-1 ③ G6-3 | | | B FF 90<br>B CH 82<br>B FF 90<br>B FF 89<br>4-0 12 BB 2 S BB | | 3 | 0 | 0 | 0 | 1 | 0 | 1 |
| 41 Victor Martinez, S (1, 3)<br>OBP: 0.409, SLG: 0.537 | X SI 91<br>0-0 17 1B 1B | | B FF 91<br>B CH 83<br>B FF 91<br>F FF 91<br>B FF 92<br>4-1 17 2B BB | | | B SL 76<br>B SL 78<br>B FF 88<br>T FF 89<br>X FF 90<br>3-1 HR | | B FF 90<br>F FF 90<br>B CH 82<br>B CH 83<br>X FF 90<br>3-1 ① F7 | | 3 | 2 | 2 | 1 | 1 | 0 | 1 |
| 17 Shin-Soo Choo, L (1, 7)<br>OBP: 0.408, SLG: 0.452 | S FF 92<br>B FF 92<br>X CH 82<br>1-1 1-2 1B | | X FF 92<br>0-0 1-H 2B | | | L FF 88<br>B SL 80<br>B FF 90<br>X CH 80<br>2-1 ① G3 | | S SL 85<br>B SL 84<br>1 SAFE<br>F FF 91<br>S CH 84<br>1-3 ② K | | 4 | 0 | 2 | 1 | 0 | 1 | 1 |
| 2 Jhonny Peralta, R (1, 5) (8, 6)<br>OBP: 0.331, SLG: 0.358 | C SL 80<br>T FF 92<br>X FF 94<br>0-2 ③ G5-3 | | C SL 80<br>X FF 92<br>0-1 ③ F7 | | | B FF 90<br>F SL 78<br>X FF 90<br>1-1 ② G6-3 | | B FF 89<br>C CH 84<br>B CH 84<br>F CH 84<br>B CH 83<br>B CH 84<br>4-2 1-2 12 BB BB | | 3 | 0 | 0 | 0 | 1 | 0 | 3 |
| 12 Ben Francisco, R (1, 8)<br>OBP: 0.305, SLG: 0.365 | | C FF 90<br>X SL 81<br>0-1 ① P6 | | B SL 77<br>X FF 90<br>1-0 ① P5 | | B SL 79<br>B FF 90<br>B FF 90<br>B FF 88<br>4-0 1 S BB | | B FF 91<br>B CH 84<br>C CH 84<br>B CH 84<br>S CH 83<br>B CH 84<br>4-2 1-2 2-3 BB | | 2 | 0 | 0 | 0 | 2 | 0 | 0 |
| 1 Luis Valbuena, L (1, 6)<br>OBP: 0.285, SLG: 0.402<br>25 Ryan Garko, R (8, PH)<br>OBP: 0.346, SLG: 0.410<br>29 Josh Barfield, R (8, 4)<br>OBP: 0.400, SLG: 0.450 | | C FF 91<br>B FF 90<br>F FF 91<br>S SL 83<br>1-3 ② K | | C FF 91<br>X CH 82<br>0-1 ② G3 | | 1 SAFE<br>1 SAFE<br>B FF 89<br>B FF 89<br>C CH 80<br>X FF 90<br>2-1 ③ G1-3<br>1-2 | | C CH 84<br>F FF 92<br>B CH 85<br>F CH 83<br>T CH 84<br>1-2 ③ K | | 3<br>1<br>0 | 0<br>0<br>0 | 0<br>0<br>0 | 0<br>0<br>0 | 1<br>1<br>0 | 1<br>3<br>0 | 1<br>3<br>0 |
| 10 Kelly Shoppach, R (1, 2)<br>OBP: 0.327, SLG: 0.374 | | F FF 92<br>B SL 82<br>B SL 82<br>F FF 93<br>F FF 92<br>B SL 83<br>B FF 92<br>4-2 BB | | C SL 78<br>F SI 91<br>B FF 92<br>B SL 79<br>F FF 90<br>F SL 79<br>B FF 90<br>F SL 78<br>F FF 90<br>3-2 ③ L5 | | | F SL 77<br>X FF 91<br>0-1 ① F8 | | X FF 92<br>0-0 ① F8 | 3 | 0 | 0 | 0 | 1 | 0 | 0 |
| 31 Cliff Lee, L (1, 1)<br>38 Joe Smith, R (8, 1)<br>53 Rafael Perez, L (8, 1)<br>48 Travis Hafner, L (9, PH)<br>OBP: 0.396, SLG: 0.589<br>40 Matt Herges, L (9, 1) | | B FF 91<br>F FF 90<br>C FF 91<br>F SL 81<br>S FF 92<br>1-3 ③ K | | | F FF 87<br>F FF 90<br>X SL 82<br>0-2 ① F8 | | B FF 90<br>C FF 87<br>S FF 88<br>X FF 91<br>1-2 ② F7 | | B FF 94<br>C FF 93<br>B CH 87<br>F FF 94<br>B FF 94<br>S CH 87<br>3-3 ② K | 3<br>0<br>0<br>1<br>0 | 0<br>0<br>0<br>0<br>0 | 0<br>0<br>0<br>0<br>0 | 0<br>0<br>0<br>0<br>0 | 0<br>0<br>0<br>1<br>0 | 1<br>0<br>0<br>0<br>0 | 1<br>0<br>0<br>0<br>0 |
| Inning Stats | R: 0<br>E: 0<br>K: 0<br>S: 12<br>H: 2<br>LOB: 2<br>BB: 0<br>P: 16 | R: 0<br>E: 0<br>K: 2<br>S: 12<br>H: 0<br>LOB: 1<br>BB: 1<br>P: 18 | R: 1<br>E: 0<br>K: 0<br>S: 7<br>H: 2<br>LOB: 1<br>BB: 1<br>P: 14 | R: 0<br>E: 0<br>K: 0<br>S: 11<br>H: 0<br>LOB: 0<br>BB: 0<br>P: 15 | R: 0<br>E: 0<br>K: 0<br>S: 8<br>H: 0<br>LOB: 0<br>BB: 0<br>P: 10 | R: 1<br>E: 0<br>K: 0<br>S: 8<br>H: 1<br>LOB: 1<br>BB: 1<br>P: 20 | R: 0<br>E: 0<br>K: 0<br>S: 8<br>H: 0<br>LOB: 0<br>BB: 0<br>P: 11 | R: 0<br>E: 0<br>K: 2<br>S: 13<br>H: 0<br>LOB: 3<br>BB: 3<br>P: 30 | R: 0<br>E: 0<br>K: 1<br>S: 5<br>H: 0<br>LOB: 0<br>BB: 0<br>P: 9 | 1B: 3<br>2B: 1<br>3B: 0<br>HR: 1 | SF: 0<br>SAC: 0<br>DP: 1<br>HBP: 0 | | | WP: 0<br>PB: 0<br>SB: 2<br>CS: 0 | PA: 37 | |

| | AB | 31 |
|---|---|---|
| | R | 2 |
| | H | 5 |
| | RBI | 2 |
| | BB | 6 |
| | SO | 5 |
| | LOB | 11 |

| PITCHER | | IP | WLS | BF | H | R | ER | SO | BB | IBB | HBP | BLK | WP | HR | S | P | ERA | WHIP |
|---|---|---|---|---|---|---|---|---|---|---|---|---|---|---|---|---|---|---|
| 49 Ross Ohlendorf, R<br>ERA: 4.75 | (1, 1) | 7.0 | | 28 | 5 | 2 | 2 | 2 | 3 | 0 | 0 | 0 | 0 | 1 | 66 | 104 | 2.57 | 1.143 |
| 34 John Grabow, L<br>ERA: 3.97 | (8, 1) | 1.0 | | 6 | 0 | 0 | 0 | 2 | 3 | 0 | 0 | 0 | 0 | 0 | 13 | 30 | 0.00 | 3.000 |
| 55 Matt Capps, R<br>ERA: 4.74 | (9, 1) | 1.0 | W | 3 | 0 | 0 | 0 | 1 | 0 | 0 | 0 | 0 | 0 | 0 | 5 | 9 | 0.00 | 0.000 |

| PITCHER | IP | WLS | BF | H | R | ER | SO | BB | IBB | HBP | BLK | WP | HR | S | P | ERA | WHIP |
|---|---|---|---|---|---|---|---|---|---|---|---|---|---|---|---|---|---|

# Cleveland Indians @ Pittsburgh Pirates

PNC Park, Pittsburgh, PA

Thu Jun 25 2009, 7:05 PM EDT

Att. 30,120 - Cloudy - 86 F

livebaseballscorecards.com

## BOTTOM

| Batter | 1 | 2 | 3 | 4 | 5 | 6 | 7 | 8 | 9 | AB | R | H | RBI | BB | SO | LOB |
|---|---|---|---|---|---|---|---|---|---|---|---|---|---|---|---|---|
| 22 Andrew McCutchen, R (1, 8) OBP: 0.371, SLG: 0.516 | B SI 91<br>C SI 91<br>B FC 86<br>X SI 91<br>2-1<br>L4 ① | | B CH 82<br>B CH 82<br>C SI 91<br>X SI 91<br>2-1<br>FC6-4 ②<br>1-2f | | | B SI 90<br>C SI 90<br>X CH 82<br>1-1<br>3<br>G3<br>12<br>SF8<br>2B | S CH 83<br>F SI 92<br>B FF 91<br>F CU 75<br>B SI 91<br>F FF 88<br>D CH 85<br>B SI 92<br>4-2<br>3<br>FC6-4<br>1-2<br>2-3<br>3-H<br>BB | | L CH 78<br>B<br>T<br>X<br>1-2<br>1-2<br>2-H<br>1B | 4 | 1 | 2 | 2 | 1 | 0 | 1 |
| 3 Nyjer Morgan, L (1, 7) OBP: 0.343, SLG: 0.336 | B SI 90<br>B SI 90<br>F SI 90<br>B SI 90<br>C SI 89<br>X SI 91<br>3-2<br>E6<br>12<br>FC6-4 | | C SI 90<br>B FC 87<br>X SI 90<br>1-1<br>P5 ③ | | | L SI 91<br>F SI 90<br>F SI 92<br>X SI 91<br>0-2<br>G3 ①<br>2-3 | F SI 90<br>F FC 87<br>B SI 91<br>B CU 75<br>X SI 92<br>2-2<br>FC6-4 ③<br>1-2f | | | 4 | 0 | 0 | 0 | 0 | 0 | 5 |
| 12 Freddy Sanchez, R (1, 4) OBP: 0.352, SLG: 0.480 | B SI 89<br>X CH 83<br>1-0<br>FC6-4 ②<br>1-2f | | | C CH 82<br>B CU 74<br>B CH 81<br>T SI 90<br>X FC 86<br>2-2<br>G5-3 ① | | B SI 90<br>C SI 91<br>X FF 89<br>1-1<br>SF8 ②<br>3-H | | B SL 80<br>F SI 89<br>F SL 81<br>S CH 77<br>1-3<br>K ① | | 3 | 0 | 0 | 1 | 0 | 1 | 1 |
| 25 Adam LaRoche, L (1, 3) OBP: 0.361, SLG: 0.492 | C SI 90<br>F FC 86<br>X CU 75<br>0-2<br>G4-3 ③ | | | F FF 90<br>B FC 85<br>B SI 91<br>X SI 90<br>2-1<br>G4-3 ② | | F FC 86<br>F FC 86<br>S SI 91<br>0-3<br>K ③ | | B CH 80<br>F SI 89<br>C SI 90<br>B SL 82<br>B CH 79<br>F SL 83<br>F SI 91<br>B SI 91<br>4-2<br>44<br>BB<br>15<br>BB<br>BB | | 3 | 0 | 0 | 0 | 1 | 1 | 1 |
| 15 Andy LaRoche, R (1, 5) OBP: 0.346, SLG: 0.377 | | C SI 89<br>F SI 89<br>X CU 73<br>0-2<br>G5-3 ① | | B SI 90<br>C SI 90<br>X CH 83<br>1-1<br>G6-3 ③ | | | B CH 83<br>S CH 82<br>B SI 91<br>F SI 91<br>F FC 86<br>B SI 91<br>F SI 92<br>F SI 92<br>B SI 92<br>4-2<br>35<br>SH5-4<br>44<br>1B<br>22<br>BB<br>BB | B SI 90<br>1 SAFE<br>C SL 81<br>B SL 82<br>F SI 89<br>B SI 90<br>B SI 89<br>4-2<br>44<br>BB<br>1-2<br>BB | | 2 | 1 | 0 | 0 | 2 | 0 | 0 |
| 44 Brandon Moss, L (1, 9) OBP: 0.322, SLG: 0.389 | | C FF 90<br>T SI 90<br>B SI 91<br>X SI 91<br>1-2<br>L6 ② | | | F SI 89<br>S FC 85<br>B CU 74<br>C FF 92<br>1-3<br>K ① | | B SI 90<br>T FC 86<br>X SI 90<br>1-1<br>22<br>BB<br>35<br>SH5-4<br>1-2<br>1B | B FF 91<br>B FF 92<br>B FF 92<br>B FF 92<br>4-0<br>35<br>G6-3<br>1-2<br>2-3<br>BB | | 3 | 0 | 1 | 0 | 1 | 1 | 0 |
| 35 Jason Jaramillo, S (1, 2) OBP: 0.352, SLG: 0.409 | | C SI 90<br>B SI 91<br>B CH 85<br>S CH 85<br>F SI 90<br>C FC 86<br>2-3<br>K ③ | | | F SI 92<br>X SI 92<br>0-1<br>F9 ② | | X SI 91<br>0-0<br>SH5-4 ①<br>1-2<br>2-3 | X FF 92<br>0-0<br>G6-3 ②③<br>1-2f | | 3 | 0 | 0 | 0 | 0 | 1 | 3 |
| 2 Jack Wilson, R (1, 6) OBP: 0.312, SLG: 0.411 | | | B SI 90<br>C SI 90<br>B CH 84<br>B FF 89<br>C SI 89<br>F SI 90<br>F SI 91<br>X SI 92<br>3-2<br>22<br>FC6-4<br>1B | | F SI 92<br>C SI 92<br>X CU 76<br>0-2<br>1B | | I IN 52<br>I<br>I<br>I<br>I<br>4-0<br>22<br>BB<br>IBB | | B FF 90<br>X FF 90<br>1-0<br>22<br>S<br>16<br>1B<br>22<br>1B<br>1B | 3 | 1 | 3 | 0 | 1 | 0 | 0 |
| 49 Ross Ohlendorf, R (1, 1)<br>24 Delwyn Young, S (7, PH) OBP: 0.409, SLG: 0.402<br>34 John Grabow, L (8, 1)<br>55 Matt Capps, R (9, 1)<br>16 Eric Hinske, L (9, PH) OBP: 0.387, SLG: 0.390 | | | L SI 92<br>L SI 92<br>C SI 92<br>0-3<br>K ① | | F SI 91<br>F SI 92<br>B SI 91<br>S SI 92<br>1-3<br>K ③ | | X CH 83<br>0-0<br>F7 ② | | C FF 90<br>S FF 90<br>X FF 89<br>0-2<br>22<br>1B<br>1-2<br>1B | 2<br>1<br>0<br>0<br>1 | 0<br>0<br>0<br>0<br>0 | 0<br>0<br>0<br>0<br>1 | 0<br>0<br>0<br>0<br>0 | 0<br>0<br>0<br>0<br>0 | 2<br>0<br>0<br>0<br>0 | 2<br>3<br>0<br>0<br>0 |
| Inning Stats | R: 0<br>E: 1<br>K: 0<br>S: 9<br>H: 0<br>LOB: 1<br>BB: 0<br>P: 15 | R: 0<br>E: 0<br>K: 1<br>S: 10<br>H: 0<br>LOB: 0<br>BB: 0<br>P: 13 | R: 0<br>E: 0<br>K: 1<br>S: 12<br>H: 1<br>LOB: 1<br>BB: 0<br>P: 18 | R: 0<br>E: 0<br>K: 0<br>S: 7<br>H: 0<br>LOB: 0<br>BB: 0<br>P: 12 | R: 0<br>E: 0<br>K: 2<br>S: 11<br>H: 1<br>LOB: 1<br>BB: 0<br>P: 13 | R: 1<br>E: 0<br>K: 1<br>S: 11<br>H: 1<br>LOB: 0<br>BB: 0<br>P: 13 | R: 1<br>E: 0<br>K: 0<br>S: 16<br>H: 1<br>LOB: 3<br>BB: 3<br>P: 31 | R: 0<br>E: 0<br>K: 1<br>S: 10<br>H: 0<br>LOB: 2<br>BB: 3<br>P: 23 | R: 1<br>E: 0<br>K: 0<br>S: 7<br>H: 3<br>LOB: 2<br>BB: 0<br>P: 9 | 1B: 6<br>2B: 1<br>3B: 0<br>HR: 0 | SF: 1<br>SAC: 1<br>DP: 1<br>HBP: 0 | | WP: 0<br>PB: 0<br>SB: 1<br>CS: 0 | PA: 37 | | | |

| | AB | 29 |
|---|---|---|
| | R | 3 |
| | H | 7 |
| | RBI | 3 |
| | BB | 6 |
| | SO | 6 |
| | LOB | 16 |

| PITCHER | | IP | WLS | BF | H | R | ER | SO | BB | IBB | HBP | BLK | WP | HR | S | P | ERA | WHIP |
|---|---|---|---|---|---|---|---|---|---|---|---|---|---|---|---|---|---|---|
| 31 Cliff Lee, L<br>ERA: 2.92 | (1, 1) | 7.0 | | 29 | 4 | 2 | 2 | 5 | 2 | 1 | 0 | 0 | 0 | 0 | 76 | 115 | 2.57 | 0.857 |
| 38 Joe Smith, R<br>ERA: 4.8 | (8, 1) | 0.1 | | 3 | 0 | 0 | 0 | 1 | 2 | 0 | 0 | 0 | 0 | 0 | 9 | 18 | 0.00 | 6.000 |
| 53 Rafael Perez, L<br>ERA: 9.7 | (8, 1) | 0.2 | | 2 | 0 | 0 | 0 | 0 | 1 | 0 | 0 | 0 | 0 | 0 | 1 | 5 | 0.00 | 1.500 |
| 40 Matt Herges, R<br>ERA: 3.97 | (9, 1) | 0.0 | L | 3 | 3 | 1 | 1 | 0 | 0 | 0 | 0 | 0 | 0 | 0 | 7 | 9 | ∞ | ∞ |

| PITCHER | IP | WLS | BF | H | R | ER | SO | BB | IBB | HBP | BLK | WP | HR | S | P | ERA | WHIP |
|---|---|---|---|---|---|---|---|---|---|---|---|---|---|---|---|---|---|

# Kansas City Royals @ Pittsburgh Pirates

PNC Park, Pittsburgh, PA

Fri Jun 26 2009, 7:05 PM EDT

Att. 18,458 - Partly Cloudy - 81 F

livebaseballscorecards.com

| Batter | 1 | 2 | 3 | 4 | 5 | 6 | 7 | 8 | 9 | AB | R | H | RBI | BB | SO | LOB |
|---|---|---|---|---|---|---|---|---|---|---|---|---|---|---|---|---|
| 9 David DeJesus, L (1, 7)<br>OBP: 0.298, SLG: 0.400 | C FF 90<br>B FF 89<br>B CH 80<br>F FF 90<br>C FF 91<br>2-3 ① K | | B CH 80<br>X FF 90<br>1-0 ① F7 | | C CH 79<br>B CH 83<br>F FF 90<br>F SL 87<br>F FF 92<br>B CU 74<br>X CH 83<br>2-2 ③ G6-3 | | | B SI 88<br>C SI 89<br>B SL 79<br>F SI 88<br>X SL 78<br>2-2 ② L7 | | 4 | 0 | 0 | 0 | 0 | 1 | 0 |
| 35 Mitch Maier, L (1, 8)<br>OBP: 0.319, SLG: 0.340<br>3 Brayan Peña, S (8, PH)<br>OBP: 0.364, SLG: 0.533<br>34 Jamey Wright, R (8, 1) | F FF 91<br>F FF 90<br>X FF 91<br>0-2 ② G4-3 | | C FF 90<br>F CU 75<br>B FF 92<br>S CU 76<br>1-3 ② K | | | L FF 87<br>T FF 90<br>T SL 87<br>0-2 ① K | | F SI 89<br>B CH 82<br>B SI 90<br>X SI 90<br>2-1 ③ 1B | | 3<br>1<br>0 | 0<br>0<br>0 | 0<br>1<br>0 | 0<br>0<br>0 | 0<br>0<br>0 | 2<br>0<br>0 | 0<br>0<br>0 |
| 16 Billy Butler, R (1, 3)<br>OBP: 0.338, SLG: 0.442 | B CU 76<br>B CU 74<br>B FF 91<br>C FF 91<br>B FF 91<br>4-1 BB | | X FF 91<br>0-0 1B | | | C FF 89<br>C SL 86<br>T SL 86<br>0-2 ② K | | | X FF 91<br>0-0 ① G1-3 | 3 | 0 | 1 | 0 | 1 | 1 | 0 |
| 11 Jose Guillen, R (1, 9)<br>OBP: 0.339, SLG: 0.410 | C FF 89<br>S CU 72<br>C FF 92<br>0-3 ③ K | | X FF 87<br>0-0 ③ P3 | | | C<br>B FF 91<br>B SL 85<br>S FF 90<br>B CU 76<br>F FF 91<br>F FF 91<br>F FF 90<br>F FF 92<br>3-2 X SL 86<br>2B | | | B FF 92<br>C FF 91<br>B SL 81<br>X FF 92<br>2-1 ② G5-3 | 4 | 0 | 1 | 0 | 0 | 1 | 2 |
| 24 Mark Teahen, L (1, 5)<br>OBP: 0.346, SLG: 0.453 | | B FF 88<br>S FF 90<br>C FF 91<br>B CU 76<br>B CU 74<br>B FF 91<br>4-2 13 2B BB | | F FF 90<br>B CH 80<br>X CH 80<br>1-1 ① G4-3 | | C CH 79<br>B FF 89<br>F CH 79<br>F FF 90<br>2 SAFE<br>F SL 85<br>F SL 86<br>S CU 73<br>1-3 ③ K | | | B FF 92<br>B FF 92<br>S FF 92<br>X FF 93<br>2-1 HR | 3 | 2 | 1 | 1 | 1 | 1 | 1 |
| 13 Alberto Callaspo, S (1, 4)<br>OBP: 0.353, SLG: 0.444 | | B FF 88<br>1 SAFE<br>X FF 88<br>1-0 1-H 21 2B 2B | B FF 90<br>B CH 80<br>F FF 90<br>X FF 91<br>2-1 ② L8 | | | | C FF 88<br>C FF 89<br>X CH 82<br>0-2 ① F9 | | C FF 92<br>F CH 87<br>B FF 94<br>X CH 87<br>1-2 E1 21 1B | 4 | 1 | 1 | 1 | 0 | 0 | 0 |
| 21 Miguel Olivo, R (1, 2)<br>OBP: 0.282, SLG: 0.509 | | F SL 85<br>B CU 75<br>B FF 91<br>C CU 73<br>F CU 74<br>F FF 91<br>X CU 75<br>2-2 1 FC6-5-4 2-H 2B | B FF 91<br>F FF 91<br>B SL 87<br>F FF 91<br>X CU 76<br>2-2 ③ G5-3 | | | | X FF 88<br>0-0 ② G5-3 | | X SL 81<br>0-0 1-2 1B | 4 | 0 | 2 | 1 | 0 | 0 | 0 |
| 1 Tony Pena Jr., R (1, 6)<br>OBP: 0.139, SLG: 0.118<br>17 Mike Jacobs, L (9, PH)<br>OBP: 0.308, SLG: 0.421 | | B FF 89<br>B FF 90<br>C FF 90<br>B FF 91<br>X FF 89<br>3-1 ① ② FC6-5-4 2-3 | | | F FF 89<br>F FF 89<br>B FF 93<br>F SL 88<br>X CU 74<br>1-2 ① G1-3 | | B SI 88<br>B FF 88<br>B FF 88<br>C SI 89<br>C FF 88<br>C SI 88<br>3-3 ③ K | | C FF 93<br>B FF 94<br>C FF 93<br>F FF 96<br>B FF 94<br>C SL 82<br>2-3 ③ K | 3<br>1 | 0<br>0 | 0<br>0 | 0<br>0 | 0<br>0 | 1<br>1 | 1<br>2 |
| 55 Gil Meche, R (1, 1)<br>37 Juan Cruz, R (6, 1)<br>8 Willie Bloomquist, R (8, PH)<br>OBP: 0.326, SLG: 0.358<br>(8, 8) | | B FF 91<br>B FF 90<br>C FF 89<br>S FF 90<br>S FF 90<br>2-3 ③ K | | | C FF 91<br>B FF 92<br>X FF 90<br>1-1 ② L4 | | | B FF 88<br>C FF 88<br>X FF 89<br>1-1 ① G6-3 | | 2<br>0<br>1 | 0<br>0<br>0 | 0<br>0<br>0 | 0<br>0<br>0 | 0<br>0<br>0 | 1<br>0<br>0 | 0<br>0<br>0 |
| Inning Stats | R: 0<br>E: 0<br>K: 2<br>S: 10<br>H: 0<br>LOB: 1<br>BB: 1<br>P: 16 | R: 2<br>E: 0<br>K: 1<br>S: 13<br>H: 2<br>LOB: 0<br>BB: 1<br>P: 25 | R: 0<br>E: 0<br>K: 1<br>S: 6<br>H: 1<br>LOB: 1<br>BB: 0<br>P: 8 | R: 0<br>E: 0<br>K: 0<br>S: 7<br>H: 0<br>LOB: 0<br>BB: 0<br>P: 12 | R: 0<br>E: 0<br>K: 0<br>S: 11<br>H: 0<br>LOB: 0<br>BB: 0<br>P: 15 | R: 0<br>E: 0<br>K: 3<br>S: 19<br>H: 1<br>LOB: 1<br>BB: 0<br>P: 23 | R: 0<br>E: 0<br>K: 1<br>S: 7<br>H: 0<br>LOB: 0<br>BB: 0<br>P: 10 | R: 0<br>E: 0<br>K: 0<br>S: 7<br>H: 1<br>LOB: 1<br>BB: 0<br>P: 12 | R: 1<br>E: 1<br>K: 1<br>S: 13<br>H: 2<br>LOB: 2<br>BB: 0<br>P: 20 | 1B: 3<br>2B: 4<br>3B: 0<br>HR: 1<br>SF: 0<br>SAC: 0<br>DP: 1<br>HBP: 0 | | | | | | |

| TOP | |
|---|---|
| AB | 33 |
| R | 3 |
| H | 7 |
| RBI | 3 |
| BB | 2 |
| SO | 9 |
| LOB | 6 |

WP: 0 PB: 0 SB: 0 CS: 0 PA: 35

| PITCHER | | IP | WLS | BF | H | R | ER | SO | BB | IBB | HBP | BLK | WP | HR | S | P | ERA | WHIP |
|---|---|---|---|---|---|---|---|---|---|---|---|---|---|---|---|---|---|---|
| 50 Virgil Vasquez, R<br>ERA: 3.0 | (1, 1) | 6.0 | W | 23 | 4 | 2 | 2 | 7 | 2 | 0 | 0 | 0 | 0 | 0 | 66 | 99 | 3.00 | 1.000 |
| 58 Steven Jackson, R<br>ERA: 5.4 | (7, 1) | 1.1 | H | 4 | 0 | 0 | 0 | 1 | 0 | 0 | 0 | 0 | 0 | 0 | 9 | 13 | 0.00 | 0.000 |
| 17 Sean Burnett, L<br>ERA: 3.13 | (8, 1) | 0.2 | H | 2 | 1 | 0 | 0 | 0 | 0 | 0 | 0 | 0 | 0 | 0 | 5 | 9 | 0.00 | 1.500 |
| 55 Matt Capps, R<br>ERA: 4.91 | (9, 1) | 1.0 | S | 6 | 2 | 1 | 1 | 1 | 0 | 0 | 0 | 0 | 0 | 1 | 13 | 20 | 9.00 | 2.000 |

| PITCHER | IP | WLS | BF | H | R | ER | SO | BB | IBB | HBP | BLK | WP | HR | S | P | ERA | WHIP |
|---|---|---|---|---|---|---|---|---|---|---|---|---|---|---|---|---|---|

# BOTTOM

Kansas City Royals @ Pittsburgh Pirates
PNC Park, Pittsburgh, PA
Fri Jun 26 2009, 7:05 PM EDT
Att. 18,458 - Partly Cloudy - 81 F

livebaseballscorecards.com

| Batter | 1 | 2 | 3 | 4 | 5 | 6 | 7 | 8 | 9 | AB | R | H | RBI | BB | SO | LOB |
|---|---|---|---|---|---|---|---|---|---|---|---|---|---|---|---|---|
| 22 Andrew McCutchen, R (1, 8)<br>OBP: 0.376, SLG: 0.505 | B FF 92<br>C FF 92<br>C CU 77<br>X FF 94<br>1-2 G4-3 ① | | C FF 93<br>H CU 75<br>1-1 3 HR HBP | | B SL 82<br>B SL 88<br>B SL 89<br>B CH 88<br>4-0 3 1B 3 S 12 SF8 BB | | C FF 91<br>S SL 81<br>S FF 92<br>0-3 K ① | | | 2 | 2 | 0 | 0 | 1 | 1 | 0 |
| 3 Nyjer Morgan, L (1, 7)<br>OBP: 0.345, SLG: 0.350 | C FF 92<br>B CU 76<br>X FF 91<br>1-1 G3 ② | | 1 SAFE<br>B FF 92<br>X FF 92<br>1-0 1-H HR | | 1 SAFE<br>B SL 89<br>C SL 82<br>B SL 89<br>2 SAFE<br>X FF 90<br>2-1 25 CS 1-3 1B | | C FF 91<br>F CH 84<br>B FF 92<br>B FF 92<br>X CH 85<br>2-2 F9 ② | | | 4 | 1 | 2 | 2 | 0 | 0 | 0 |
| 12 Freddy Sanchez, R (1, 4)<br>OBP: 0.354, SLG: 0.481 | B FF 92<br>B SL 88<br>F FF 92<br>B FF 93<br>C FF 90<br>B SL 87<br>4-2 BB | | B FF 90<br>B SL 84<br>S FF 91<br>B SL 86<br>X FF 91<br>3-1 1B | | F SL 85<br>1 SAFE<br>B CU 74<br>X CU 73<br>1-1 SF8 ① 3-H | | B FF 93<br>C CH 84<br>X FF 92<br>1-1 L9 ③ | | | 2 | 0 | 1 | 1 | 1 | 0 | 0 |
| 25 Adam LaRoche, L (1, 3)<br>OBP: 0.360, SLG: 0.488 | C FF 91<br>B CU 76<br>X FF 93<br>1-1 F8 ③ | | B FF 91<br>C CH 84<br>F CU 77<br>1 SAFE<br>S CU 76<br>1-3 K ② | | P PO 84<br>B CH 80<br>S SL 82<br>B CH 80<br>X SL 81<br>3-1 1-2 1B ② | | | X CH 83<br>0-0 G4-3 ① | | 4 | 0 | 1 | 0 | 0 | 1 | 2 |
| 44 Brandon Moss, L (1, 9)<br>OBP: 0.315, SLG: 0.381 | | B FF 91<br>C FF 91<br>B CU 76<br>S CH 83<br>X CU 76<br>2-2 G6-3 ① | 1 SAFE<br>S FF 90<br>X CH 83<br>0-1 F9 ③ | | F SL 89<br>D CH 82<br>B SL 83<br>X SL 82<br>2-1 G4-3 ③ | | | B CH 85<br>F SI 89<br>F CH 85<br>S CU 78<br>1-3 K ② | | 4 | 0 | 0 | 0 | 0 | 1 | 2 |
| 15 Andy LaRoche, R (1, 5)<br>OBP: 0.344, SLG: 0.372 | | B SL 85<br>F SL 84<br>S CU 76<br>B FF 94<br>B FF 94<br>D CH 84<br>4-2 35 G4-3 BB | | X CH 89<br>0-0 P3 ① | | B FF 93<br>F FF 91<br>X SL 79<br>1-1 F7 ① | | B SL 84<br>B SI 90<br>F SI 90<br>B SI 91<br>F SI 90<br>C CU 78<br>3-3 K ③ | | 3 | 0 | 0 | 0 | 1 | 1 | 0 |
| 35 Jason Jaramillo, S (1, 2)<br>OBP: 0.352, SLG: 0.431 | | C FF 91<br>B CH 84<br>B CH 84<br>X SL 86<br>2-1 1-2 G4-3 ② | | B FF 90<br>S SL 83<br>C CU 72<br>B FF 92<br>B SL 82<br>F SL 86<br>X FF 92<br>3-2 HR | | C CH 83<br>B SL 76<br>F FF 91<br>S CH 84<br>1-3 K ② | | | | 3 | 1 | 1 | 1 | 0 | 1 | 1 |
| 2 Jack Wilson, R (1, 6)<br>OBP: 0.312, SLG: 0.425 | | C FF 91<br>2 SAFE<br>X CU 77<br>0-1 G6-3 ③ | | X SL 85<br>0-0 F8 ② | | M FF 93<br>B FF 93<br>X SL 81<br>1-1 HR | | | | 3 | 1 | 1 | 1 | 0 | 0 | 1 |
| 50 Virgil Vasquez, R (1, 1)<br>16 Eric Hinske, L (6, PH)<br>OBP: 0.383, SLG: 0.386<br>58 Steven Jackson, R (7, 1)<br>17 Sean Burnett, L (8, 1)<br>55 Matt Capps, R (9, 1) | | | B FF 91<br>C FF 91<br>C FF 93<br>T CU 76<br>1-2 K ① | C SL 89<br>F FF 91<br>S CU 76<br>0-3 K2-3 ③ | | B CH 85<br>S CH 84<br>B FF 92<br>C FF 92<br>B SL 81<br>X FC 84<br>3-2 F9 ③ | | | | 2<br>1<br>0<br>0<br>0 | 0<br>0<br>0<br>0<br>0 | 0<br>0<br>0<br>0<br>0 | 0<br>0<br>0<br>0<br>0 | 0<br>0<br>0<br>0<br>0 | 2<br>0<br>0<br>0<br>0 | 0<br>0<br>0<br>0<br>0 |
| Inning Stats | R: 0<br>E: 0<br>K: 0<br>S: 9<br>H: 0<br>LOB: 1<br>BB: 1<br>P: 16 | R: 0<br>E: 0<br>K: 0<br>S: 9<br>H: 0<br>LOB: 1<br>BB: 1<br>P: 17 | R: 2<br>E: 0<br>K: 2<br>S: 12<br>H: 2<br>LOB: 1<br>BB: 0<br>P: 19 | R: 1<br>E: 0<br>K: 1<br>S: 9<br>H: 1<br>LOB: 0<br>BB: 0<br>P: 12 | R: 1<br>E: 0<br>K: 0<br>S: 9<br>H: 2<br>LOB: 1<br>BB: 1<br>P: 20 | R: 1<br>E: 0<br>K: 1<br>S: 10<br>H: 1<br>LOB: 0<br>BB: 0<br>P: 16 | R: 0<br>E: 0<br>K: 1<br>S: 8<br>H: 0<br>LOB: 0<br>BB: 0<br>P: 11 | R: 0<br>E: 0<br>K: 2<br>S: 7<br>H: 0<br>LOB: 0<br>BB: 0<br>P: 11 | | 1B: 3<br>2B: 0<br>3B: 0<br>HR: 3<br>SF: 1<br>SAC: 0<br>DP: 0<br>HBP: 1 | | | | WP: 0<br>PB: 0<br>SB: 1<br>CS: 1<br>PA: 33 | | |

| | AB | R | H | RBI | BB | SO | LOB |
|---|---|---|---|---|---|---|---|
| AB | 28 | | | | | | |
| R | 5 | | | | | | |
| H | 6 | | | | | | |
| RBI | 5 | | | | | | |
| BB | 3 | | | | | | |
| SO | 7 | | | | | | |
| LOB | 6 | | | | | | |

| PITCHER | | IP | WLS | BF | H | R | ER | SO | BB | IBB | HBP | BLK | WP | HR | S | P | ERA | WHIP |
|---|---|---|---|---|---|---|---|---|---|---|---|---|---|---|---|---|---|---|
| 55 Gil Meche, R<br>ERA: 4.27 | (1, 1) | 5.0 | L | 23 | 5 | 4 | 4 | 3 | 3 | 0 | 1 | 0 | 0 | 2 | 48 | 84 | 7.20 | 1.600 |
| 37 Juan Cruz, R<br>ERA: 5.23 | (6, 1) | 2.0 | | 7 | 1 | 1 | 1 | 2 | 0 | 0 | 0 | 0 | 0 | 1 | 18 | 27 | 4.50 | 0.500 |
| 34 Jamey Wright, R<br>ERA: 4.28 | (8, 1) | 1.0 | | 3 | 0 | 0 | 0 | 2 | 0 | 0 | 0 | 0 | 0 | 0 | 7 | 11 | 0.00 | 0.000 |

| PITCHER | IP | WLS | BF | H | R | ER | SO | BB | IBB | HBP | BLK | WP | HR | S | P | ERA | WHIP |
|---|---|---|---|---|---|---|---|---|---|---|---|---|---|---|---|---|---|

# Kansas City Royals @ Pittsburgh Pirates

PNC Park, Pittsburgh, PA

Sat Jun 27 2009, 7:05 PM EDT

Att. 36,032 - Partly Cloudy - 80 F

livebaseballscorecards.com

| Batter | 1 | 2 | 3 | 4 | 5 | 6 | 7 | 8 | 9 | AB | R | H | RBI | BB | SO | LOB |
|---|---|---|---|---|---|---|---|---|---|---|---|---|---|---|---|---|
| 9 David DeJesus, L (1, 7)<br>OBP: 0.294, SLG: 0.394 | C SI 88<br>C SI 89<br>B SL 80<br>B SL 80<br>X FF 90<br>2-2 ① F9 | | X SL 82<br>0-0 ①②<br>L6-3<br>1-1 | | C CU 75<br>F SI 91<br>X SI 89<br>0-2 ②③<br>G4-6-3<br>1-2f | | | B FF 90<br>S SL 83<br>S SL 84<br>C SL 83<br>1-3 ②<br>K | | 4 | 0 | 0 | 0 | 0 | 1 | 3 |
| 8 Willie Bloomquist, R (1, 8)<br>OBP: 0.330, SLG: 0.373 | B SI 89<br>B FF 90<br>X SI 89<br>2-0<br>16<br>1B<br>3B | | B CH 85<br>B FF 90<br>X CH 84<br>2-0<br>16<br>S<br>16<br>1B<br>1B | | | B CH 83<br>F FF 89<br>B CU 75<br>X SI 90<br>2-1 ①<br>G6-3 | | B CH 84<br>S CH 83<br>B CH 84<br>F CH 83<br>X FF 91<br>2-2 ③<br>F9 | | 4 | 2 | 2 | 0 | 0 | 0 | 1 |
| 16 Billy Butler, R (1, 3)<br>OBP: 0.340, SLG: 0.443 | X SI 89<br>0-0<br>11<br>G6-4-3<br>3-H<br>1B | | C CH 84<br>B CU 75<br>D CU 75<br>C CH 84<br>X FF 89<br>2-2<br>11<br>FC6-4<br>1-H<br>1B | | | C CU 75<br>B SI 90<br>F SL 82<br>B CU 74<br>F SI 91<br>B CH 85<br>F FF 91<br>X SL 82<br>3-2 ②<br>P3 | | | C FF 90<br>X FF 91<br>0-1 ①<br>L9 | 4 | 0 | 2 | 2 | 0 | 0 | 0 |
| 11 Jose Guillen, R (1, 9)<br>OBP: 0.338, SLG: 0.407 | B CH 82<br>X SI 88<br>1-0 ②③<br>G6-4-3<br>1-2f | | B SI 90<br>S CH 84<br>X CH 84<br>1-1 ③<br>FC6-4<br>1-2f | | | C SI 90<br>B CH 83<br>B SI 91<br>S CH 84<br>F CH 85<br>C SI 91<br>2-3 ③<br>K | | | C FF 90<br>B SI 89<br>X SI 89<br>1-1<br>1B | 4 | 0 | 1 | 0 | 0 | 1 | 2 |
| 21 Miguel Olivo, R (1, 2)<br>OBP: 0.276, SLG: 0.497 | | C SI 87<br>F SL 80<br>F SL 81<br>S SI 89<br>0-3 ①<br>K | S CU 73<br>B CU 74<br>B CH 83<br>X CH 84<br>2-1 ①<br>L1-3 | | | | B SI 89<br>X CH 82<br>1-0 ①<br>G6-3 | | C FF 88<br>C SL 79<br>S CU 71<br>0-3 ②<br>K | 4 | 0 | 0 | 0 | 0 | 2 | 1 |
| 13 Alberto Callaspo, S (1, 4)<br>OBP: 0.348, SLG: 0.437 | | X SI 90<br>0-0<br>E1<br>46<br>S | X SI 88<br>0-0 ②<br>F7 | | | | B CH 84<br>C CU 73<br>X SI 90<br>1-1 ②<br>F9 | | B FF 90<br>B SI 88<br>C FF 87<br>X FF 88<br>2-1 ③<br>G4-3 | 4 | 0 | 0 | 0 | 0 | 0 | 1 |
| 24 Mark Teahen, L (1, 5)<br>OBP: 0.343, SLG: 0.448 | | C SI 90<br>X SL 81<br>0-1 ②<br>F7 | C CU 75<br>X SI 89<br>0-1 ③<br>G6-3 | | | | B CU 74<br>X CH 85<br>1-0 ③<br>P6 | | | 3 | 0 | 0 | 0 | 0 | 0 | 1 |
| 46 Luis Hernandez, S (1, 6)<br>OBP: 0.233, SLG: 0.195 | | 1 SAFE<br>1 SAFE<br>1 SAFE<br>S SI 88<br>B CU 74<br>X CU 74<br>1-1 ③<br>F9<br>1-2 | | | B SI 87<br>X SI 89<br>1-0 ①<br>G6-3 | | | C FF 90<br>C FF 90<br>F SL 82<br>F CH 83<br>X SL 83<br>0-2 ①<br>F9 | | 3 | 0 | 0 | 0 | 0 | 0 | 1 |
| 52 Bruce Chen, L (1, 1)<br>OBP: 1.000, SLG: 1.000<br>56 Roman Colon, R (7, 1)<br>3 Brayan Peña, S (8, PH)<br>OBP: 0.382, SLG: 0.548<br>49 John Bale, L (8, 1) | | | B FF 88<br>C FF 89<br>C SI 89<br>B SL 79<br>F FF 90<br>F SI 90<br>F SI 90<br>F FF 89<br>B SL 83<br>4-2<br>B FF 80<br>9<br>L6-3<br>BB | | C SI 88<br>C CU 75<br>B SL 81<br>B FF 90<br>X SI 89<br>2-2<br>9<br>G4-6-3<br>1B | | | B FF 91<br>X FF 90<br>1-0<br>1B | | 1<br>0<br>1<br>0 | 0<br>0<br>0<br>0 | 1<br>0<br>1<br>0 | 0<br>0<br>0<br>0 | 1<br>0<br>0<br>0 | 0<br>0<br>0<br>0 | 0<br>0<br>0<br>0 |
| Inning Stats | R: 1<br>E: 0<br>K: 0<br>S: 6<br>H: 2<br>LOB: 0<br>BB: 0<br>P: 11 | R: 0<br>E: 1<br>K: 1<br>S: 9<br>H: 0<br>LOB: 1<br>BB: 0<br>P: 10 | R: 1<br>E: 0<br>K: 0<br>S: 13<br>H: 2<br>LOB: 1<br>BB: 1<br>P: 22 | R: 0<br>E: 0<br>K: 0<br>S: 5<br>H: 0<br>LOB: 0<br>BB: 0<br>P: 7 | R: 0<br>E: 0<br>K: 0<br>S: 7<br>H: 1<br>LOB: 0<br>BB: 0<br>P: 10 | R: 0<br>E: 0<br>K: 1<br>S: 11<br>H: 0<br>LOB: 0<br>BB: 0<br>P: 18 | R: 0<br>E: 0<br>K: 0<br>S: 4<br>H: 0<br>LOB: 0<br>BB: 0<br>P: 7 | R: 0<br>E: 0<br>K: 1<br>S: 12<br>H: 1<br>LOB: 1<br>BB: 0<br>P: 16 | R: 0<br>E: 0<br>K: 1<br>S: 9<br>H: 1<br>LOB: 1<br>BB: 0<br>P: 12 | 1B: 6<br>2B: 1<br>3B: 1<br>HR: 0 | SF: 0<br>SAC: 0<br>DP: 3<br>HBP: 0 | | | WP: 0<br>PB: 0<br>SB: 2<br>CS: 0 | PA: 33 | | |

## TOP

| | |
|---|---|
| AB | 32 |
| R | 2 |
| H | 7 |
| RBI | 2 |
| BB | 1 |
| SO | 4 |
| LOB | 10 |

| PITCHER | | IP | WLS | BF | H | R | ER | SO | BB | IBB | HBP | BLK | WP | HR | S | P | ERA | WHIP |
|---|---|---|---|---|---|---|---|---|---|---|---|---|---|---|---|---|---|---|
| 28 Paul Maholm, L<br>ERA: 4.35 | (1, 1) | 7.0 | W | 25 | 5 | 2 | 2 | 2 | 1 | 0 | 0 | 0 | 0 | 0 | 55 | 85 | 2.57 | 0.857 |
| 34 John Grabow, L<br>ERA: 3.86 | (8, 1) | 1.0 | H | 4 | 1 | 0 | 0 | 1 | 0 | 0 | 0 | 0 | 0 | 0 | 12 | 16 | 0.00 | 1.000 |
| 27 Jeff Karstens, R<br>ERA: 4.73 | (9, 1) | 1.0 | | 4 | 1 | 0 | 0 | 1 | 0 | 0 | 0 | 0 | 0 | 0 | 9 | 12 | 0.00 | 1.000 |

| PITCHER | | IP | WLS | BF | H | R | ER | SO | BB | IBB | HBP | BLK | WP | HR | S | P | ERA | WHIP |
|---|---|---|---|---|---|---|---|---|---|---|---|---|---|---|---|---|---|---|

| Batter | 1 | 2 | 3 | 4 | 5 | 6 | 7 | 8 | 9 | AB | R | H | RBI | BB | SO | LOB |
|---|---|---|---|---|---|---|---|---|---|---|---|---|---|---|---|---|
| 22 Andrew McCutchen, R (1, 8)<br>OBP: 0.362, SLG: 0.485 | C SI 84<br>X CH 76<br>0-1 ① F7 | | 1 SAFE<br>B FF 88<br>B CH 76<br>C SI 88<br>F CH 77<br>F FF 89<br>X CH 78<br>2-2 ③ F8<br>1-2 | | C FF 87<br>X FF 86<br>0-1 ③ L6 | | B SL 81<br>B SL 81<br>X FF 93<br>2-0 ③ F7 | | | 4 | 0 | 0 | 0 | 0 | 0 | 3 |
| 3 Nyjer Morgan, L (1, 7)<br>OBP: 0.347, SLG: 0.352 | C SI 85<br>C CU 76<br>F CU 73<br>X SI 88<br>0-2 12 CS 1B | | | L SI 84<br>S CH 76<br>B CU 78<br>B CH 76<br>X CU 77<br>2-2 ① G4-3 | | C SI 82<br>X CU 76<br>0-1 25 CS 1B | | C SI 88<br>C SI 89<br>X CU 71<br>0-2 ① F8 | | 4 | 0 | 2 | 0 | 0 | 0 | 0 |
| 12 Freddy Sanchez, R (1, 4)<br>OBP: 0.356, SLG: 0.484 | B SI 84<br>1 SAFE<br>C CH 76<br>1 SAFE<br>1 SAFE<br>B CH 76<br>B CH 76<br>X SI 84<br>3-1 ②③ G6-3<br>1-2 | | | F SI 84<br>B FF 89<br>X CH 76<br>1-1 25 1B 24 HR 1B | | 1 SAFE<br>X SI 84<br>0-0 ① P4 | | B SI 89<br>B SI 88<br>X SI 89<br>2-0 25 2B 2B | | 4 | 2 | 2 | 0 | 0 | 0 | 2 |
| 25 Adam LaRoche, L (1, 3)<br>OBP: 0.361, SLG: 0.492 | | X SI 84<br>0-0 ① G3-1 | | B FF 89<br>C CH 77<br>B CU 77<br>F FF 88<br>1 SAFE<br>B CU 78<br>1 SAFE<br>X CH 76<br>3-2 24 HR<br>1-2 1B | | B FF 88<br>B CU 79<br>1 SAFE<br>1 SAFE<br>B CU 78<br>X FF 88<br>2-1 ②③ F7<br>1-2 | | C SI 87<br>B CU 71<br>B SI 88<br>C SI 88<br>X SI 88<br>2-2 24 WP 24 1B<br>2-H 2B | | 4 | 2 | 2 | 1 | 0 | 0 | 1 |
| 24 Delwyn Young, S (1, 9)<br>OBP: 0.412, SLG: 0.436 | | B SI 84<br>C SI 84<br>B CH 77<br>F CH 76<br>S SI 88<br>2-3 ② K | | B CH 76<br>F SI 87<br>X CH 77<br>1-1 1-H 2-H HR | | | B CH 76<br>X SI 86<br>1-0 ① P2 | B SI 88<br>D SI 88<br>X CH 80<br>2-0 15 BB<br>2-H 1B | | 4 | 1 | 2 | 4 | 0 | 1 | 0 |
| 15 Andy LaRoche, R (1, 5)<br>OBP: 0.347, SLG: 0.380 | C SI 86<br>B CH 76<br>X CH 77<br>1-1 ③ F7 | | | X SI 84<br>0-0 ② F8 | | | B SI 84<br>X CH 76<br>1-0 2 1B 3B | C SI 88<br>C CU 70<br>B CU 71<br>B SI 87<br>1 SAFE<br>B CU 71<br>F CH 78<br>B CH 78<br>4-2 23 G1-4-3 BB<br>1-2 | | 3 | 1 | 1 | 0 | 1 | 0 | 0 |
| 23 Robinzon Diaz, R (1, 2)<br>OBP: 0.293, SLG: 0.362 | | | B SI 84<br>X CH 76<br>1-0 ① P5 | C CH 77<br>B CU 77<br>F FF 88<br>X CU 74<br>1-2 ③ G6-3 | | | S SL 80<br>X SL 82<br>0-1 ② G6-3 | C SI 89<br>F CU 72<br>B CU 71<br>X SI 88<br>1-2 ②③ G1-4-3<br>1-2f | | 4 | 0 | 0 | 0 | 0 | 0 | 3 |
| 2 Jack Wilson, R (1, 6)<br>OBP: 0.317, SLG: 0.429 | | | C SI 84<br>F CH 78<br>F FF 89<br>X FF 87<br>0-2 22 WP 1B | | C SI 83<br>X SI 85<br>0-1 ① P3 | | C FF 93<br>X SL 81<br>0-1 16 BB<br>3-H 1B | | | 3 | 0 | 2 | 1 | 0 | 0 | 0 |
| 28 Paul Maholm, L (1, 1)<br>16 Eric Hinske, L (7, PH)<br>OBP: 0.388, SLG: 0.386<br>34 John Grabow, L (8, 1)<br>27 Jeff Karstens, R (9, 1)<br>OBP: 0.167, SLG: 0.063 | | | C SI 83<br>X<br>0-1 ② B1 | | C SI 83<br>F FF 87<br>B CU 73<br>F CU 77<br>C SI 88<br>1-3 ② K | | B SI 93<br>1 SAFE<br>B FF 94<br>B SI 94<br>B SI 93<br>4-0<br>1-2 BB | | | 2<br>0<br>0<br>0 | 0<br>0<br>0<br>0 | 0<br>0<br>0<br>0 | 0<br>1<br>0<br>0 | 0<br>0<br>0<br>0 | 1<br>0<br>0<br>0 | 1<br>0<br>0<br>0 |
| Inning Stats | R: 0<br>E: 0<br>K: 0<br>S: 8<br>H: 1<br>LOB: 0<br>BB: 0<br>P: 11 | R: 0<br>E: 0<br>K: 1<br>S: 6<br>H: 0<br>LOB: 0<br>BB: 0<br>P: 9 | R: 0<br>E: 0<br>K: 0<br>S: 11<br>H: 1<br>LOB: 1<br>BB: 0<br>P: 14 | R: 3<br>E: 0<br>K: 0<br>S: 14<br>H: 3<br>LOB: 0<br>BB: 0<br>P: 22 | R: 0<br>E: 0<br>K: 1<br>S: 8<br>H: 0<br>LOB: 0<br>BB: 0<br>P: 9 | R: 0<br>E: 0<br>K: 0<br>S: 5<br>H: 1<br>LOB: 0<br>BB: 0<br>P: 7 | R: 1<br>E: 0<br>K: 0<br>S: 7<br>H: 2<br>LOB: 2<br>BB: 1<br>P: 15 | R: 2<br>E: 0<br>K: 0<br>S: 14<br>H: 3<br>LOB: 1<br>BB: 1<br>P: 25 | | 1B: 7<br>2B: 2<br>3B: 1<br>HR: 1<br>SF: 0<br>SAC: 0<br>DP: 1<br>HBP: 0 | | | | | WP: 2<br>PB: 0<br>SB: 0<br>CS: 2<br>PA: 34 | |

| PITCHER | | IP | WLS | BF | H | R | ER | SO | BB | IBB | HBP | BLK | WP | HR | S | P | ERA | WHIP |
|---|---|---|---|---|---|---|---|---|---|---|---|---|---|---|---|---|---|---|
| 52 Bruce Chen, L<br>ERA: 5.68 | (1, 1) | 6.1 | L | 24 | 7 | 4 | 4 | 2 | 0 | 0 | 0 | 0 | 1 | 1 | 54 | 76 | 5.68 | 1.105 |
| 56 Roman Colon, R<br>ERA: 3.55 | (7, 1) | 0.2 | | 4 | 1 | 0 | 0 | 0 | 1 | 0 | 0 | 0 | 0 | 0 | 5 | 11 | 0.00 | 3.000 |
| 49 John Bale, L<br>ERA: 6.3 | (8, 1) | 1.0 | | 6 | 3 | 2 | 2 | 0 | 1 | 0 | 0 | 0 | 1 | 0 | 14 | 25 | 18.00 | 4.000 |

| PITCHER | IP | WLS | BF | H | R | ER | SO | BB | IBB | HBP | BLK | WP | HR | S | P | ERA | WHIP |
|---|---|---|---|---|---|---|---|---|---|---|---|---|---|---|---|---|---|

# BOTTOM

## Kansas City Royals @ Pittsburgh Pirates

PNC Park, Pittsburgh, PA

Sat Jun 27 2009, 7:05 PM EDT

Att. 36,032 - Partly Cloudy - 80 F

livebaseballscorecards.com

| | |
|---|---|
| AB | 32 |
| R | 6 |
| H | 11 |
| RBI | 6 |
| BB | 2 |
| SO | 2 |
| LOB | 10 |

| Batter | 1 | 2 | 3 | 4 | 5 | 6 | 7 | 8 | 9 | AB | R | H | RBI | BB | SO | LOB |
|---|---|---|---|---|---|---|---|---|---|---|---|---|---|---|---|---|
| 9 David DeJesus, L (1, 7)<br>OBP: 0.293, SLG: 0.403 | B FF 93<br>B FF 91<br>B FF 93<br>C FF 91<br>C FF 93<br>F FF 93<br>S FF 94<br>3-3 ① **K** | | | C FF 89<br>B CU 80<br>B CU 79<br>F FF 89<br>X FF 93<br>2-2 **HR** | 1 SAFE<br>F SI 88<br>C CU 80<br>X SI 89<br>0-2 **FC3** 8 E<br>1-2<br>3-H | | B FC 92<br>B CU 75<br>X FC 88<br>2-0 ③ G3 | | | 4 | 1 | 1 | 2 | 0 | 1 | 2 |
| 8 Willie Bloomquist, R (1, 6)<br>OBP: 0.333, SLG: 0.372<br>(8, 9) | C FF 92<br>X FF 94<br>0-1 11 G6-4-3 1B | | | B FF 89<br>C FF 90<br>X CH 83<br>1-1 ① G6-3 | B CU 81<br>B FF 87<br>F FF 88<br>X FF 88<br>2-1 ② F8<br>1-2<br>2-3 | | | B FF 88<br>B FF 90<br>B FF 90<br>B FF 90<br>4-0 16 S BB | | 3 | 0 | 1 | 0 | 1 | 0 | 2 |
| 11 Jose Guillen, R (1, 9)<br>OBP: 0.336, SLG: 0.404<br>1 Tony Pena Jr., R (8, 6)<br>OBP: 0.139, SLG: 0.118 | F SI 89<br>X SL 84<br>0-1 ②③ G6-4-3<br>1-2f | | | B CU 78<br>S FF 93<br>C SL 84<br>F CU 80<br>X FF 93<br>1-2 17 1B 1B | B CU 80<br>S SL 84<br>B SL 84<br>B FF 93<br>X SL 85<br>3-1 ③ F7 | | | **B SL 82**<br>**C FF 90**<br>**1 SAFE**<br>1 SAFE<br>1 SAFE<br>D FF 88<br>F FF 89<br>F CH 82<br>1 SAFE<br>2-3 ① S CH 82 **K** | | 4<br>0 | 0<br>0 | 1<br>0 | 0<br>0 | 0<br>0 | 1<br>0 | 4<br>0 |
| 17 Mike Jacobs, L (1, 3)<br>OBP: 0.308, SLG: 0.420<br>16 Billy Butler, R (8, PH)<br>OBP: 0.339, SLG: 0.441<br>(8, 3) | | C FF 94<br>B CU 79<br>F CH 82<br>X FF 93<br>1-2 ① F7 | | B SI 87<br>X FF 88<br>1-0 ② **1-3** 1B | | B FF 95<br>C CH 85<br>B FF 95<br>T FF 95<br>B CH 86<br>X FF 95<br>3-2 ① G3 | | 1 SAFE<br>C SI 89<br>S SI 90<br>B SI 88<br>1 SAFE<br>B SI 92<br>F SI 91<br>S SI 92<br>2-3 ② **K**<br>1-2 | | 3<br>1 | 0<br>0 | 1<br>0 | 0<br>0 | 0<br>0 | 0<br>1 | 0<br>1 |
| 3 Brayan Peña, S (1, 2)<br>OBP: 0.342, SLG: 0.486<br>49 John Bale, L (8, 1)<br>48 Joakim Soria, R (9, 1) | | B FF 90<br>B CU 80<br>X FF 91<br>2-0 ② G3 | | S CH 82<br>F CU 79<br>F FF 90<br>F FF 93<br>B CH 80<br>B FF 93<br>X CH 82<br>2-2 ③ L3 | | B FF 95<br>X FF 95<br>1-0 ② F7 | | X SI 91<br>0-0 ③ G6-3 | | 4<br>0<br>0 | 0<br>0<br>0 | 0<br>0<br>0 | 0<br>0<br>0 | 0<br>0<br>0 | 0<br>0<br>0 | 2<br>0<br>0 |
| 13 Alberto Callaspo, S (1, 4)<br>OBP: 0.347, SLG: 0.438 | | C FF 92<br>B CH 83<br>B CH 82<br>S FF 93<br>B CU 81<br>F FF 93<br>X FF 94<br>3-2 ③ L3 | | | X FF 88<br>0-0 24 2B 2B | X FF 94<br>0-0 ③ F8 | | | C FF 88<br>X CH 77<br>0-1 ① F9 | 4 | 1 | 1 | 0 | 0 | 0 | 0 |
| 24 Mark Teahen, L (1, 5)<br>OBP: 0.341, SLG: 0.449 | | | C FF 92<br>B FF 89<br>B FF 92<br>X CH 83<br>2-1 ① F8 | | B SI 87<br>F FF 91<br>F FF 91<br>B CU 79<br>X CU 79<br>2-2 35 1B 9 FC3 **2-H** 2B | | C FF 93<br>X FC 94<br>0-1 ① G5-3 | | C FF 89<br>B FF 90<br>S CU 68<br>X FF 90<br>1-2 ② G3 | 4 | 1 | 1 | 1 | 0 | 0 | 0 |
| 35 Mitch Maier, L (1, 8)<br>OBP: 0.317, SLG: 0.336 | | | B SI 89<br>X FF 90<br>1-0 ② F8 | | L CH 81<br>B CH 81<br>F FF 92<br>B CU 78<br>X CH 80<br>2-2 8 F8 9 FC3 **2-3** 1B | | B FF 94<br>C FC 93<br>F FC 93<br>B CU 80<br>B FF 92<br>F FC 89<br>X FF 91<br>3-2 ② F9 | | B FF 89<br>X FF 90<br>1-0 ③ F7 | 4 | 0 | 1 | 0 | 0 | 0 | 0 |
| 23 Zack Greinke, R (1, 1)<br>OBP: 0.167, SLG: 0.333<br>34 Jamey Wright, R (7, 1)<br>21 Miguel Olivo, R (8, 2)<br>OBP: 0.276, SLG: 0.497 | | | B FF 93<br>F FF 93<br>B FF 93<br>C FF 89<br>F FF 93<br>S SI 88<br>2-3 ③ **K** | | 1 SAFE<br>F FF 92<br>C CU 79<br>B CU 78<br>B FF 89<br>S SI 88<br>2-3 ① **K** | | C FC 88<br>B FF 94<br>X FF 90<br>1-1 2B | | | 3<br>0<br>0 | 0<br>0<br>0 | 1<br>0<br>0 | 0<br>0<br>0 | 0<br>0<br>0 | 2<br>0<br>0 | 2<br>0<br>0 |
| Inning Stats | R: 0 H: 1<br>E: 0 LOB: 0<br>K: 1 BB: 0<br>S: 8 P: 11 | R: 0 H: 0<br>E: 0 LOB: 0<br>K: 0 BB: 0<br>S: 8 P: 14 | R: 0 H: 0<br>E: 0 LOB: 0<br>K: 1 BB: 0<br>S: 7 P: 12 | R: 1 H: 3<br>E: 0 LOB: 1<br>K: 0 BB: 0<br>S: 15 P: 22 | R: 2 H: 3<br>E: 1 LOB: 2<br>K: 1 BB: 0<br>S: 17 P: 28 | R: 0 H: 0<br>E: 0 LOB: 0<br>K: 0 BB: 0<br>S: 5 P: 9 | R: 0 H: 1<br>E: 0 LOB: 1<br>K: 0 BB: 0<br>S: 9 P: 15 | R: 0 H: 0<br>E: 0 LOB: 1<br>K: 2 BB: 1<br>S: 9 P: 17 | R: 0 H: 0<br>E: 0 LOB: 0<br>K: 0 BB: 0<br>S: 6 P: 8 | 1B: 4<br>2B: 3<br>3B: 0<br>HR: 1 | SF: 0<br>SAC: 0<br>DP: 1<br>HBP: 0 | | | WP: 0<br>PB: 0<br>SB: 1<br>CS: 0 | PA: 35 | | |

# TOP

## Kansas City Royals @ Pittsburgh Pirates

PNC Park, Pittsburgh, PA

Sun Jun 28 2009, 1:35 PM EDT

Att. 25,888 - Cloudy - 77 F

livebaseballscorecards.com

| | |
|---|---|
| AB | 34 |
| R | 3 |
| H | 8 |
| RBI | 3 |
| BB | 1 |
| SO | 5 |
| LOB | 13 |

| PITCHER | | IP | WLS | BF | H | R | ER | SO | BB | IBB | HBP | BLK | WP | HR | S | P | ERA | WHIP |
|---|---|---|---|---|---|---|---|---|---|---|---|---|---|---|---|---|---|---|
| 37 Charlie Morton, R<br>ERA: 4.09 | (1, 1) | 5.0 | L | 21 | 7 | 3 | 3 | 3 | 0 | 0 | 0 | 0 | 0 | 1 | 55 | 87 | 5.40 | 1.400 |
| 43 Jesse Chavez, R<br>ERA: 3.31 | (6, 1) | 1.0 | | 3 | 0 | 0 | 0 | 0 | 0 | 0 | 0 | 0 | 0 | 0 | 5 | 9 | 0.00 | 0.000 |
| 47 Evan Meek, R<br>ERA: 3.04 | (7, 1) | 1.0 | | 4 | 1 | 0 | 0 | 0 | 0 | 0 | 0 | 0 | 0 | 0 | 9 | 15 | 0.00 | 1.000 |
| 58 Steven Jackson, R<br>ERA: 5.25 | (8, 1) | 0.1 | | 2 | 0 | 0 | 0 | 1 | 1 | 0 | 0 | 0 | 0 | 0 | 4 | 10 | 0.00 | 3.000 |
| 17 Sean Burnett, L<br>ERA: 3.06 | (8, 1) | 0.2 | | 2 | 0 | 0 | 0 | 1 | 0 | 0 | 0 | 0 | 0 | 0 | 5 | 7 | 0.00 | 0.000 |

| PITCHER | | IP | WLS | BF | H | R | ER | SO | BB | IBB | HBP | BLK | WP | HR | S | P | ERA | WHIP |
|---|---|---|---|---|---|---|---|---|---|---|---|---|---|---|---|---|---|---|
| 27 Jeff Karstens, R<br>ERA: 4.66 | (9, 1) | 1.0 | | 3 | 0 | 0 | 0 | 0 | 0 | 0 | 0 | 0 | 0 | 0 | 6 | 8 | 0.00 | 0.000 |

| Batter | 1 | 2 | 3 | 4 | 5 | 6 | 7 | 8 | 9 | AB | R | H | RBI | BB | SO | LOB |
|---|---|---|---|---|---|---|---|---|---|---|---|---|---|---|---|---|
| 22 Andrew McCutchen, R (1, 8)<br>OBP: 0.349, SLG: 0.465 | B FF 91<br>C FF 92<br>F FF 94<br>S FF 96<br>1-3<br>K ① | | C FF 94<br>B FF 95<br>X FF 94<br>1-1<br>F9 ③ | | | B FF 95<br>C SL 79<br>B CU 63<br>X FF 94<br>2-1<br>F7 ② | | B CU 75<br>F SI 91<br>B SL 86<br>C SI 92<br>X CU 78<br>2-2<br>G5-3 ② | | 4 | 0 | 0 | 0 | 0 | 1 | 1 |
| 3 Nyjer Morgan, L (1, 7)<br>OBP: 0.346, SLG: 0.350 | B FF 93<br>X FF 94<br>1-0<br>G6-3 ② | | | B SI 93<br>L SI 92<br>B FF 93<br>X FF 92<br>2-1<br>L7 ① | | B FF 95<br>C FF 93<br>B FF 95<br>X FF 94<br>2-1<br>12<br>E<br>1B | | C SI 89<br>X CU 71<br>0-1<br>G3 ③ | | 4 | 0 | 1 | 0 | 0 | 0 | 0 |
| 12 Freddy Sanchez, R (1, 4)<br>OBP: 0.351, SLG: 0.478 | F FF 93<br>X FF 96<br>0-1<br>F7 ③ | | | C CU 67<br>F FF 94<br>B SL 85<br>S SL 88<br>1-3<br>K ② | | 1 SAFE<br>B FF 96<br>C FF 96<br>C FF 96<br>B FF 95<br>X FF 97<br>2-2<br>G4-3 ③<br>1-3 | | | C FF 91<br>F FF 91<br>B CU 68<br>B CU 69<br>S CH 84<br>2-3<br>K ① | 4 | 0 | 0 | 0 | 0 | 2 | 1 |
| 25 Adam LaRoche, L (1, 3)<br>OBP: 0.367, SLG: 0.496 | | B FF 92<br>B SI 92<br>X FF 93<br>2-0<br>15<br>L1-3<br>1B | | C FF 94<br>B CH 80<br>X FF 94<br>1-1<br>16<br>CS<br>1B | | | B FF 93<br>B FF 93<br>X FF 90<br>2-0<br>15<br>3B<br>1B | | C FF 91<br>B FF 91<br>B CH 84<br>S FC 91<br>X CU 68<br>2-2<br>L3 ② | 4 | 1 | 3 | 0 | 0 | 0 | 0 |
| 16 Eric Hinske, L (1, 9)<br>OBP: 0.376, SLG: 0.371 | | X FF 93<br>0-0<br>L7 ① | | C FF 93<br>B FF 93<br>1-1<br>CS ③<br>1-2 | B CH 83<br>C FF 94<br>S CU 70<br>S SL 86<br>1-3<br>K ① | | B CH 82<br>B FF 93<br>S FF 93<br>S FF 93<br>F FF 94<br>B FF 94<br>X FF 94<br>3-2<br>P5 ① | | X FC 92<br>0-0<br>G4-3 ③ | 4 | 0 | 0 | 0 | 0 | 1 | 2 |
| 15 Andy LaRoche, R (1, 5)<br>OBP: 0.350, SLG: 0.391 | | B FF 94<br>C SL 84<br>X SL 87<br>1-1<br>L1-3 ②③<br>1-1 | | | B FF 93<br>C FF 95<br>X CU 68<br>1-1<br>1B | | B FF 92<br>F FF 93<br>D SL 83<br>X FF 93<br>2-1<br>35<br>G3<br>1-H<br>3B | | | 3 | 1 | 2 | 1 | 0 | 0 | 1 |
| 35 Jason Jaramillo, S (1, 2)<br>OBP: 0.345, SLG: 0.421 | | | B FF 93<br>B CH 82<br>X SI 93<br>2-0<br>G3-1 ① | | B SI 93<br>X CH 82<br>1-0<br>P6 ② | | B SI 90<br>X SI 89<br>1-0<br>G3 ②<br>3-H | | | 3 | 0 | 0 | 1 | 0 | 0 | 1 |
| 2 Jack Wilson, R (1, 6)<br>OBP: 0.317, SLG: 0.427 | | | C FF 94<br>S SI 93<br>B SI 96<br>F SI 96<br>X SL 89<br>1-2<br>37<br>SH1<br>1B | | 1 SAFE<br>X FF 93<br>0-0<br>P3 ③ | | C CU 76<br>B SI 91<br>B SI 91<br>F SI 89<br>B SI 89<br>X SI 90<br>3-2<br>G6-3 ③ | | | 3 | 0 | 1 | 0 | 0 | 0 | 1 |
| 37 Charlie Morton, R (1, 1)<br>43 Jesse Chavez, R (6, 1)<br>44 Brandon Moss, L (6, PH)<br>OBP: 0.314, SLG: 0.379<br>47 Evan Meek, R (7, 1)<br>58 Steven Jackson, R (8, 1)<br>17 Sean Burnett, L (8, 1)<br>24 Delwyn Young, S (8, PH)<br>OBP: 0.409, SLG: 0.431<br>27 Jeff Karstens, R (9, 1)<br>OBP: 0.167, SLG: 0.063 | | | X FF 90<br>0-0<br>SH1 ②<br>1-2 | | | F FF 94<br>S FF 94<br>X FF 94<br>0-2<br>P4 ① | | F SI 90<br>B SI 90<br>B CU 75<br>X SI 91<br>2-1<br>G6-3 ① | | 0<br>0<br>1<br>0<br>0<br>0<br>0<br>1<br>0 | 0<br>0<br>0<br>0<br>0<br>0<br>0<br>0<br>0 | 0<br>0<br>0<br>0<br>0<br>0<br>0<br>0<br>0 | 0<br>0<br>0<br>0<br>0<br>0<br>0<br>0<br>0 | 0<br>0<br>0<br>0<br>0<br>0<br>0<br>0<br>0 | 0<br>0<br>0<br>0<br>0<br>0<br>0<br>0<br>0 | 0<br>0<br>0<br>0<br>0<br>0<br>0<br>0<br>0 |
| Inning Stats | R: 0<br>E: 0<br>K: 1<br>S: 6<br>H: 0<br>LOB: 0<br>BB: 0<br>P: 8 | R: 0<br>E: 0<br>K: 0<br>S: 4<br>H: 1<br>LOB: 0<br>BB: 0<br>P: 7 | R: 0<br>E: 0<br>K: 0<br>S: 8<br>H: 1<br>LOB: 1<br>BB: 0<br>P: 12 | R: 0<br>E: 0<br>K: 1<br>S: 8<br>H: 1<br>LOB: 0<br>BB: 0<br>P: 13 | R: 0<br>E: 0<br>K: 1<br>S: 7<br>H: 1<br>LOB: 1<br>BB: 0<br>P: 10 | R: 0<br>E: 1<br>K: 0<br>S: 10<br>H: 1<br>LOB: 1<br>BB: 0<br>P: 16 | R: 2<br>E: 0<br>K: 0<br>S: 11<br>H: 2<br>LOB: 0<br>BB: 0<br>P: 22 | R: 0<br>E: 0<br>K: 0<br>S: 7<br>H: 0<br>LOB: 0<br>BB: 0<br>P: 11 | R: 0<br>E: 0<br>K: 1<br>S: 7<br>H: 0<br>LOB: 0<br>BB: 0<br>P: 11 | 1B: 6<br>2B: 1<br>3B: 1<br>HR: 0 | SF: 0<br>SAC: 1<br>DP: 1<br>HBP: 0 | | | WP: 0<br>PB: 0<br>SB: 0<br>CS: 1 | PA: 33 | | |

| PITCHER | | IP | WLS | BF | H | R | ER | SO | BB | IBB | HBP | BLK | WP | HR | S | P | ERA | WHIP |
|---|---|---|---|---|---|---|---|---|---|---|---|---|---|---|---|---|---|---|
| 23 Zack Greinke, R<br>ERA: 1.95 | (1, 1) | 6.1 | W | 24 | 7 | 2 | 2 | 3 | 0 | 0 | 0 | 0 | 0 | 0 | 50 | 80 | 2.84 | 1.105 |
| 34 Jamey Wright, R<br>ERA: 4.11 | (7, 1) | 1.1 | H | 4 | 0 | 0 | 0 | 0 | 0 | 0 | 0 | 0 | 0 | 0 | 9 | 17 | 0.00 | 0.000 |
| 49 John Bale, L<br>ERA: 6.1 | (8, 1) | 0.1 | H | 1 | 0 | 0 | 0 | 0 | 0 | 0 | 0 | 0 | 0 | 0 | 2 | 2 | 0.00 | 0.000 |
| 48 Joakim Soria, R<br>ERA: 2.04 | (9, 1) | 1.0 | S | 3 | 0 | 0 | 0 | 1 | 0 | 0 | 0 | 0 | 0 | 0 | 7 | 11 | 0.00 | 0.000 |

| PITCHER | IP | WLS | BF | H | R | ER | SO | BB | IBB | HBP | BLK | WP | HR | S | P | ERA | WHIP |
|---|---|---|---|---|---|---|---|---|---|---|---|---|---|---|---|---|---|

# BOTTOM

# Kansas City Royals @ Pittsburgh Pirates

PNC Park, Pittsburgh, PA

Sun Jun 28 2009, 1:35 PM EDT

Att. 25,888 - Cloudy - 77 F

livebaseballscorecards.com

| | |
|---|---|
| AB | 31 |
| R | 2 |
| H | 7 |
| RBI | 2 |
| BB | 0 |
| SO | 4 |
| LOB | 7 |

# Chicago Cubs @ Pittsburgh Pirates

PNC Park, Pittsburgh, PA

Mon Jun 29 2009, 7:05 PM EDT

Att. 15,400 - Cloudy - 75 F

TOP

livebaseballscorecards.com

| Batter | 1 | 2 | 3 | 4 | 5 | 6 | 7 | 8 | 9 | AB | R | H | RBI | BB | SO | LOB |
|---|---|---|---|---|---|---|---|---|---|---|---|---|---|---|---|---|
| 12 Alfonso Soriano, R (1, 7)<br>OBP: 0.296, SLG: 0.427 | F SI 91<br>S CH 83<br>B CH 81<br>X SI 91<br>1-2 ① F8 | | B CU 72<br>B FF 88<br>C CH 82<br>B FF 89<br>X FF 89<br>3-1 ① F9 | | S CH 79<br>S CH 80<br>S CH 79<br>0-3 ① K | | F FF 89<br>B CH 80<br>X CH 79<br>1-1 ② G1-3 | | | 4 | 0 | 0 | 0 | 0 | 1 | 0 |
| 2 Ryan Theriot, R (1, 6)<br>OBP: 0.341, SLG: 0.418 | B FF 91<br>F FF 90<br>X FF 91<br>1-1 ② G6-3 | | B CU 73<br>X FF 88<br>1-0 HR | | X SI 88<br>0-0 ② G6-3 | | C SI 89<br>B CU 75<br>X CH 81<br>1-1 ③ F7 | | | 4 | 1 | 1 | 1 | 0 | 0 | 0 |
| 25 Derrek Lee, R (1, 3)<br>OBP: 0.365, SLG: 0.475 | C SI 91<br>X SI 91<br>0-1 ③ F9 | | B SI 89<br>X SI 88<br>1-0 ② L4 | | B CU 74<br>X FF 88<br>1-0 ③ L5 | | | X FC 91<br>0-0 ① G6-3 | | 4 | 0 | 0 | 0 | 0 | 0 | 0 |
| 5 Jake Fox, R (1, 5)<br>OBP: 0.375, SLG: 0.571<br>27 Sam Fuld, L (8, PR)<br>(8, 8) | | X SI 89<br>0-0 18 1B, 13 1B, 1B | S CU 74<br>F CU 73<br>F SI 89<br>B CU 73<br>X CH 79<br>1-2 ③ G6-3 | | | B CH 81<br>C SI 87<br>X CH 81<br>1-1 4 F9, 21 1B, 1B | | B FC 94<br>F FF 93<br>B CU 80<br>C CU 78<br>B CU 82<br>B FC 92<br>4-2 21 CS, BB | | 3<br>0 | 1<br>0 | 2<br>0 | 0<br>0 | 1<br>0 | 0<br>0 | 0<br>0 |
| 18 Geovany Soto, R (1, 2)<br>OBP: 0.333, SLG: 0.372 | | X SI 89<br>0-0 13 1B, 1-2 1B | | B SI 88<br>F CH 81<br>F SI 88<br>B CU 73<br>B SI 89<br>B SI 87<br>4-2 21 2B, BB | | C SI 88<br>X FF 88<br>0-1 ① F7 | | S FC 91<br>B FC 93<br>S CU 79<br>1 SAFE<br>X CU 81<br>1-2 ② F8 | | 3 | 1 | 1 | 0 | 1 | 0 | 2 |
| 21 Milton Bradley, S (1, 9)<br>OBP: 0.352, SLG: 0.376 | | B SI 89<br>C FF 89<br>X CH 83<br>1-1 ① F7 | | C CU 71<br>F FF 88<br>D CH 81<br>X CU 73<br>1-2 13 G5-3, 1-H 2B | | C SI 88<br>B SI 88<br>F FF 89<br>X SI 89<br>1-2 13 FC6-4, 1-2 1B | | 1 SAFE<br>1 SAFE<br>1 SAFE<br>P PO 83<br>1-0 ③ CS, 1-2 | C FF 94<br>S FF 94<br>X FF 94<br>0-2 ① G3-4-1 | 4 | 0 | 2 | 1 | 0 | 0 | 2 |
| 4 Ryan Freel, R (1, 8)<br>OBP: 0.275, SLG: 0.140<br>49 Carlos Marmol, R (8, 1)<br>6 Micah Hoffpauir, L (9, PH)<br>OBP: 0.301, SLG: 0.463<br>63 Kevin Gregg, R (9, 1) | C SI 89<br>S CH 82<br>B SI 90<br>B CU 74<br>F FF 90<br>S CU 78<br>2-3 ② K | | B SI 88<br>C CU 73<br>X CU 73<br>1-1 ① P6 | | C CU 72<br>X SI 88<br>0-1 ② F9, 2-3 | | | | S FF 95<br>B FF 95<br>F CH 86<br>B FF 94<br>S CH 85<br>2-3 ② K | 3<br>0<br>1<br>0 | 0<br>0<br>0<br>0 | 0<br>0<br>0<br>0 | 0<br>0<br>0<br>0 | 1<br>0<br>1<br>0 | 5<br>0<br>0<br>0 | |
| 13 Andrés Blanco, S (1, 4)<br>OBP: 0.288, SLG: 0.293 | F CH 82<br>C CU 74<br>F FF 90<br>X SL 79<br>0-2 1-3 2-H 1B | | C CH 81<br>X CH 80<br>0-1 ② G5-3, 2-3 | | X CH 81<br>0-0 ③ FC6-4, 1-2f | | | | F FF 94<br>F FF 94<br>B FF 95<br>F FF 95<br>S CH 85<br>1-3 ③ K | 4 | 0 | 1 | 1 | 0 | 1 | 3 |
| 40 Rich Harden, L (1, 1)<br>OBP: 0.238, SLG: 0.200<br>17 Mike Fontenot, L (8, 5)<br>OBP: 0.304, SLG: 0.357 | | B SL 79<br>S SI 90<br>S CU 76<br>F CU 74<br>X SI 89<br>1-2 ③ G3-1 | | C CU 72<br>F CU 73<br>S CU 78<br>0-3 ③ K | | | C FF 88<br>S SL 79<br>F SL 79<br>X SI 89<br>0-2 ① G4-3 | | | 3<br>0 | 0<br>0 | 0<br>0 | 0<br>0 | 0<br>0 | 1<br>0 | 3<br>0 |

| Inning Stats | 1 | 2 | 3 | 4 | 5 | 6 | 7 | 8 | 9 |
|---|---|---|---|---|---|---|---|---|---|
| | R: 0<br>E: 0<br>K: 0<br>S: 7 | R: 1<br>E: 0<br>K: 1<br>S: 16 | R: 1<br>E: 0<br>K: 0<br>S: 8 | R: 1<br>E: 0<br>K: 1<br>S: 12 | R: 0<br>E: 0<br>K: 1<br>S: 5 | R: 0<br>E: 0<br>K: 0<br>S: 10 | R: 0<br>E: 0<br>K: 0<br>S: 8 | R: 0<br>E: 0<br>K: 0<br>S: 7 | R: 0<br>E: 0<br>K: 2<br>S: 10 |
| | H: 0<br>LOB: 0<br>BB: 0<br>P: 9 | H: 3<br>LOB: 2<br>BB: 0<br>P: 20 | H: 1<br>LOB: 0<br>BB: 0<br>P: 14 | H: 1<br>LOB: 1<br>BB: 1<br>P: 18 | H: 0<br>LOB: 0<br>BB: 0<br>P: 6 | H: 2<br>LOB: 2<br>BB: 0<br>P: 12 | H: 0<br>LOB: 0<br>BB: 0<br>P: 10 | H: 0<br>LOB: 1<br>BB: 1<br>P: 12 | H: 0<br>LOB: 0<br>BB: 0<br>P: 13 |

| | AB | 33 |
|---|---|---|
| | R | 3 |
| | H | 7 |
| | RBI | 3 |
| | BB | 2 |
| | SO | 5 |
| | LOB | 15 |

1B: 5 SF: 0 WP: 0 PA: 36
2B: 1 SAC: 0 PB: 0
3B: 0 DP: 0 SB: 0
HR: 1 HBP: 0 CS: 1

| PITCHER | IP | WLS | BF | H | R | ER | SO | BB | IBB | HBP | BLK | WP | HR | S | P | ERA | WHIP |
|---|---|---|---|---|---|---|---|---|---|---|---|---|---|---|---|---|---|
| 57 Zach Duke, L (1, 1)<br>ERA: 3.13 | 7.0 | L | 29 | 7 | 3 | 3 | 3 | 1 | 0 | 0 | 0 | 0 | 1 | 66 | 89 | 3.86 | 1.143 |
| 47 Evan Meek, R (8, 1)<br>ERA: 2.93 | 1.0 | | 3 | 0 | 0 | 0 | 0 | 1 | 0 | 0 | 0 | 0 | 0 | 7 | 12 | 0.00 | 1.000 |
| 43 Jesse Chavez, R (9, 1)<br>ERA: 3.21 | 1.0 | | 3 | 0 | 0 | 0 | 2 | 0 | 0 | 0 | 0 | 0 | 0 | 10 | 13 | 0.00 | 0.000 |

| PITCHER | IP | WLS | BF | H | R | ER | SO | BB | IBB | HBP | BLK | WP | HR | S | P | ERA | WHIP |
|---|---|---|---|---|---|---|---|---|---|---|---|---|---|---|---|---|---|

# BOTTOM

## Chicago Cubs @ Pittsburgh Pirates

PNC Park, Pittsburgh, PA

Mon Jun 29 2009, 7:05 PM EDT

Att. 15,400 - Cloudy - 75 F

livebaseballscorecards.com

| Batter | 1 | 2 | 3 | 4 | 5 | 6 | 7 | 8 | 9 | AB | R | H | RBI | BB | SO | LOB |
|---|---|---|---|---|---|---|---|---|---|---|---|---|---|---|---|---|
| 22 Andrew McCutchen, R (1, 8)<br>OBP: 0.345, SLG: 0.457 | B FF 92<br>C FF 92<br>S SL 86<br>B SL 86<br>B FF 95<br>X FF 96<br>3-2<br>G5-3 ① | | C SL 83<br>B FF 93<br>B SL 83<br>S SL 84<br>S SL 86<br>2-3<br>K ③ | | S SL 85<br>X SL 85<br>0-1<br>1-2<br>1B<br>1B | | C FF 92<br>X SL 83<br>0-1<br>F8 ① | | | 4 | 0 | 1 | 0 | 0 | 1 | 2 |
| Nyjer Morgan, L (1, 7)<br>OBP: 0.351, SLG: 0.356 | C FF 93<br>B FF 94<br>F SL 86<br>F FF 96<br>B FF 95<br>S SL 86<br>2-3<br>K2-3 ② | | | C FF 91<br>X FF 91<br>0-1<br>1B | B SL 85<br>F SL 85<br>X FF 92<br>1-1<br>1-2<br>2-3<br>1B | | L FF 92<br>D SL 85<br>X FF 92<br>1-1<br>12<br>G6-4-3<br>1-2<br>1B | | | 4 | 0 | 3 | 0 | 0 | 1 | 0 |
| 12 Freddy Sanchez, R (1, 4)<br>OBP: 0.347, SLG: 0.471 | X FF 93<br>0-0<br>F9 ③ | | | 1 SAFE<br>B SL 83<br>1 SAFE<br>B FF 91<br>X FF 93<br>2-0<br>F9 ① | C FF 95<br>S SL 87<br>X SL 87<br>0-2<br>G1-3 ③ | | D SL 85<br>X FF 93<br>1-0<br>G6-4-3 ②③<br>1-2f | | | 4 | 0 | 0 | 0 | 0 | 0 | 6 |
| 25 Adam LaRoche, L (1, 3)<br>OBP: 0.362, SLG: 0.489 | | S SL 83<br>S SL 84<br>B SL 86<br>C FF 94<br>1-3<br>K ① | | B SL 84<br>1 SAFE<br>S FF 92<br>F FF 92<br>F FF 95<br>B SL 86<br>S SL 86<br>2-3<br>K ② | | F FF 92<br>B FF 93<br>S SL 86<br>B SL 85<br>S SL 84<br>2-3<br>K ① | | S SL 85<br>C SL 85<br>X SL 85<br>0-2<br>G6-3 ① | | 4 | 0 | 0 | 0 | 0 | 3 | 1 |
| 44 Brandon Moss, L (1, 9)<br>OBP: 0.313, SLG: 0.376 | | C FF 93<br>S SL 85<br>S FF 95<br>0-3<br>K ② | | B FF 92<br>B FF 94<br>C SL 86<br>X FF 93<br>2-1<br>G4-3 ③ | | X FF 92<br>0-0<br>15<br>1B<br>1B | | C FF 94<br>B FF 94<br>X FF 93<br>1-1<br>F7 ② | | 4 | 0 | 1 | 0 | 0 | 1 | 1 |
| 15 Andy LaRoche, R (1, 5)<br>OBP: 0.352, SLG: 0.397 | | B FF 93<br>C FF 93<br>F SL 87<br>B FF 96<br>B SL 87<br>F FF 95<br>S FF 96<br>3-3<br>K ③ | | | S SL 84<br>B SL 82<br>X FF 92<br>1-1<br>35<br>G1<br>2<br>G4-3<br>2B | D SL 84<br>B SL 83<br>C FF 91<br>C SL 84<br>X SL 84<br>2-2<br>1-2<br>1B | | C SL 85<br>X FF 93<br>0-1<br>F9 ③ | | 4 | 1 | 2 | 0 | 0 | 1 | 0 |
| 35 Jason Jaramillo, S (1, 2)<br>OBP: 0.338, SLG: 0.412<br>24 Delwyn Young, S (9, PH)<br>OBP: 0.405, SLG: 0.427 | | | B FF 91<br>B SL 84<br>X FF 93<br>2-0<br>G4-3 ① | | B SL 84<br>C FF 92<br>X FF 92<br>1-1<br>G1 ①<br>2-3 | B FF 93<br>F FF 93<br>F FF 94<br>S FF 94<br>1-3<br>K ② | | | S FF 91<br>F FF 90<br>B CU 80<br>S FF 91<br>1-3<br>K ① | 3<br>1 | 0<br>0 | 0<br>0 | 0<br>0 | 0<br>0 | 1<br>1 | 3<br>0 |
| 2 Jack Wilson, R (1, 6)<br>OBP: 0.316, SLG: 0.421 | | | B SL 84<br>B FF 91<br>B FF 92<br>B FF 92<br>4-0<br>57<br>SH1-4<br>BB | | B FF 92<br>X SL 86<br>1-0<br>G4-3 ②<br>3-H | S SL 84<br>S SL 85<br>S SL 85<br>0-3<br>K ③ | | | C FF 92<br>F FF 92<br>F FF 92<br>B CU 79<br>B CU 79<br>B FF 92<br>X FF 93<br>3-2<br>P4 ② | 3 | 0 | 0 | 1 | 1 | 1 | 2 |
| 57 Zach Duke, L (1, 1)<br>OBP: 0.303, SLG: 0.333<br>5 Ramón Vázquez, L (7, PH)<br>OBP: 0.363, SLG: 0.267<br>47 Evan Meek, R (8, 1)<br>43 Jesse Chavez, R (9, 1)<br>Eric Hinske, L (9, PH)<br>OBP: 0.373, SLG: 0.368 | | | 1 SAFE<br>B FF 92<br>X FF 90<br>1-0<br>SH1-4 ②<br>1-2 | | C SL 84<br>X FF 91<br>0-1<br>1B<br>22<br>1B<br>1B | | B FF 90<br>B FF 91<br>X FF 91<br>2-0<br>1B<br>1B | | C CU 80<br>S CU 81<br>B FF 92<br>B FS 86<br>F FF 93<br>B FF 93<br>X FF 92<br>3-2<br>F8 ③ | 1<br>1<br>0<br>0<br>1 | 0<br>0<br>0<br>0<br>0 | 1<br>1<br>0<br>0<br>0 | 0<br>0<br>0<br>0<br>0 | 0<br>0<br>0<br>0<br>0 | 0<br>0<br>0<br>0<br>0 | 0<br>0<br>0<br>0<br>0 |
| Inning Stats | R: 0<br>E: 0<br>K: 1<br>S: 8<br>H: 0<br>LOB: 0<br>BB: 0<br>P: 13 | R: 0<br>E: 0<br>K: 3<br>S: 10<br>H: 0<br>LOB: 0<br>BB: 0<br>P: 14 | R: 0<br>E: 0<br>K: 1<br>S: 5<br>H: 0<br>LOB: 1<br>BB: 1<br>P: 14 | R: 0<br>E: 0<br>K: 1<br>S: 9<br>H: 1<br>LOB: 1<br>BB: 0<br>P: 15 | R: 1<br>E: 0<br>K: 0<br>S: 14<br>H: 4<br>LOB: 3<br>BB: 0<br>P: 18 | R: 0<br>E: 0<br>K: 3<br>S: 13<br>H: 2<br>LOB: 2<br>BB: 0<br>P: 18 | R: 0<br>E: 0<br>K: 0<br>S: 6<br>H: 2<br>LOB: 1<br>BB: 0<br>P: 10 | R: 0<br>E: 0<br>K: 0<br>S: 7<br>H: 0<br>LOB: 0<br>BB: 0<br>P: 8 | R: 0<br>E: 0<br>K: 1<br>S: 11<br>H: 0<br>LOB: 0<br>BB: 0<br>P: 18 | 1B: 8<br>2B: 1<br>3B: 0<br>HR: 0<br>SF: 0<br>SAC: 1<br>DP: 1<br>HBP: 0 | | | | | | |

| | AB | 34 |
|---|---|---|
| | R | 1 |
| | H | 9 |
| | RBI | 1 |
| | BB | 1 |
| | SO | 10 |
| | LOB | 15 |

WP: 0 PA: 36
PB: 0
SB: 0
CS: 0

| PITCHER | | IP | WLS | BF | H | R | ER | SO | BB | IBB | HBP | BLK | WP | HR | S | P | ERA | WHIP |
|---|---|---|---|---|---|---|---|---|---|---|---|---|---|---|---|---|---|---|
| 40 Rich Harden, R<br>ERA: 4.57 | (1, 1) | 7.0 | W | 30 | 9 | 1 | 1 | 9 | 1 | 0 | 0 | 0 | 0 | 0 | 65 | 102 | 1.29 | 1.429 |
| 49 Carlos Marmol, R<br>ERA: 3.96 | (8, 1) | 1.0 | H | 3 | 0 | 0 | 0 | 0 | 0 | 0 | 0 | 0 | 0 | 0 | 7 | 8 | 0.00 | 0.000 |
| 63 Kevin Gregg, R<br>ERA: 3.93 | (9, 1) | 1.0 | S | 3 | 0 | 0 | 0 | 1 | 0 | 0 | 0 | 0 | 0 | 0 | 11 | 18 | 0.00 | 0.000 |

| PITCHER | IP | WLS | BF | H | R | ER | SO | BB | IBB | HBP | BLK | WP | HR | S | P | ERA | WHIP |
|---|---|---|---|---|---|---|---|---|---|---|---|---|---|---|---|---|---|

# Chicago Cubs @ Pittsburgh Pirates

PNC Park, Pittsburgh, PA

Tue Jun 30 2009, 7:05 PM EDT

Att. 17,054 - Cloudy - 68 F

TOP

livebaseballscorecards.com

| Batter | 1 | 2 | 3 | 4 | 5 | 6 | 7 | 8 | 9 | AB | R | H | RBI | BB | SO | LOB |
|---|---|---|---|---|---|---|---|---|---|---|---|---|---|---|---|---|
| 12 Alfonso Soriano, R (1, 7)<br>OBP: 0.296, SLG: 0.423 | F FF 88<br>X SL 80<br>0-1<br>G3 | | B SL 80<br>X FF 91<br>1-0<br>G5-3 | | | C SL 78<br>F SL 80<br>H FF 90<br>1-2<br>HBP | | B FF 91<br>C CH 83<br>F FF 90<br>S CH 85<br>1-3<br>K | | 3 | 0 | 0 | 0 | 0 | 1 | 2 |
| 1 Kosuke Fukudome, L (1, 8)<br>OBP: 0.377, SLG: 0.406<br>29 Jeff Samardzija, R (8, 1) | C FF 88<br>F FF 89<br>B FF 91<br>F SL 81<br>B SL 82<br>B FF 90<br>X FF 90<br>3-2<br>G5-3 | | | C FF 87<br>X CH 78<br>0-1<br>L4 | | 1 SAFE<br>B FF 89<br>X FF 88<br>1-0<br>F8 | | F FF 91<br>C FF 92<br>C SL 84<br>0-3<br>K | | 4<br>0 | 0<br>0 | 0<br>0 | 0<br>0 | 0<br>0 | 1<br>0 | 3<br>0 |
| 25 Derrek Lee, R (1, 3)<br>OBP: 0.364, SLG: 0.471 | B FF 90<br>C SL 80<br>C SL 81<br>X FF 91<br>1-2<br>1B | | | C SL 80<br>C FF 90<br>B SL 80<br>S SL 81<br>1-3<br>K | | S SL 79<br>S SL 80<br>S FF 92<br>0-3<br>K | | B FF 90<br>X CH 84<br>1-0<br>G4-3 | | 4 | 0 | 1 | 0 | 0 | 2 | 3 |
| 5 Jake Fox, R (1, 5)<br>OBP: 0.350, SLG: 0.528 | B SL 78<br>X SL 79<br>1-0<br>F7 | | | C SL 78<br>B FF 91<br>B CH 82<br>F SL 77<br>X FF 92<br>2-2<br>L8 | | | X FF 89<br>0-0<br>P2 | | B FF 94<br>F FF 92<br>B FF 94<br>X FF 94<br>2-1<br>G6-3 | 4 | 0 | 0 | 0 | 0 | 0 | 1 |
| 6 Micah Hoffpauir, L (1, 9)<br>OBP: 0.293, SLG: 0.450 | | X FF 87<br>0-0<br>F7 | | | C FF 86<br>B FF 88<br>B FF 89<br>X FF 88<br>2-1<br>F7 | | C SL 78<br>C FF 90<br>F SL 81<br>B SL 81<br>B SL 79<br>F FF 90<br>F SL 79<br>S SL 80<br>2-3<br>K | | C FF 94<br>X FF 94<br>0-1<br>P6 | 4 | 0 | 0 | 0 | 0 | 1 | 0 |
| 18 Geovany Soto, R (1, 2)<br>OBP: 0.340, SLG: 0.382 | | C FF 87<br>B FF 90<br>C SL 81<br>S SL 82<br>1-3<br>K2-3 | | | B SL 78<br>C SL 78<br>B FF 89<br>B CH 80<br>X FF 89<br>3-1<br>2B | | B FF 92<br>X FF 90<br>1-0<br>17<br>1B<br>1B | | C FF 94<br>B FF 95<br>B SL 82<br>F FF 93<br>B SL 83<br>D SL 83<br>4-2<br>BB | 3 | 0 | 2 | 0 | 1 | 1 | 0 |
| 17 Mike Fontenot, L (1, 4)<br>OBP: 0.303, SLG: 0.355 | | C FF 89<br>F FF 90<br>B SL 83<br>B SL 83<br>B FF 91<br>S FF 91<br>3-3<br>K | | | F FF 89<br>F FF 91<br>C FF 91<br>0-3<br>K | | C FF 90<br>X FF 92<br>0-1<br>1-3<br>1B | | C FF 94<br>X FF 94<br>0-1<br>F7 | 4 | 0 | 1 | 0 | 0 | 2 | 2 |
| 2 Ryan Theriot, R (1, 6)<br>OBP: 0.341, SLG: 0.417 | | | C FF 88<br>B FF 91<br>B SL 79<br>X FF 90<br>2-1<br>P3 | | C SL 80<br>S SL 82<br>D SL 81<br>C FF 93<br>1-3<br>K | | | B FF 90<br>C FF 90<br>B CH 82<br>S CH 82<br>X CH 83<br>2-2<br>21<br>E<br>21<br>1B<br>1B | | 3 | 0 | 1 | 0 | 0 | 1 | 1 |
| 30 Ted Lilly, L (1, 1)<br>OBP: 0.114, SLG: 0.176<br>21 Milton Bradley, S (8, PH)<br>OBP: 0.355, SLG: 0.379<br>(8, 8) | | | F FF 90<br>B FF 89<br>B FF 90<br>S FF 89<br>S FF 91<br>2-3<br>K | | | B FF 86<br>F FF 87<br>C SL 79<br>B FF 90<br>B SL 82<br>F FF 89<br>F FF 89<br>X FF 89<br>3-2<br>P5 | | X FF 91<br>0-0<br>1-3<br>E6<br>1B | | 2<br>1 | 0<br>0 | 0<br>1 | 0<br>0 | 0<br>0 | 1<br>0 | 0<br>0 |
| Inning Stats | R: 0<br>E: 0<br>K: 0<br>S: 10<br>H: 1<br>LOB: 1<br>BB: 0<br>P: 15 | R: 0<br>E: 0<br>K: 2<br>S: 7<br>H: 0<br>LOB: 0<br>BB: 0<br>P: 11 | R: 0<br>E: 0<br>K: 1<br>S: 6<br>H: 0<br>LOB: 0<br>BB: 0<br>P: 11 | R: 0<br>E: 0<br>K: 1<br>S: 8<br>H: 0<br>LOB: 0<br>BB: 0<br>P: 11 | R: 0<br>E: 0<br>K: 2<br>S: 10<br>H: 1<br>LOB: 1<br>BB: 0<br>P: 16 | R: 0<br>E: 0<br>K: 1<br>S: 11<br>H: 0<br>LOB: 1<br>BB: 0<br>P: 16 | R: 0<br>E: 0<br>K: 1<br>S: 10<br>H: 2<br>LOB: 2<br>BB: 0<br>P: 13 | R: 0<br>E: 1<br>K: 2<br>S: 11<br>H: 2<br>LOB: 2<br>BB: 0<br>P: 15 | R: 0<br>E: 0<br>K: 0<br>S: 8<br>H: 0<br>LOB: 1<br>BB: 1<br>P: 14 | 1B: 5<br>2B: 1<br>3B: 0<br>HR: 0<br>SF: 0<br>SAC: 0<br>DP: 0<br>HBP: 1 | | | | | | |

| | AB | 32 |
|---|---|---|
| | R | 0 |
| | H | 6 |
| | RBI | 0 |
| | BB | 1 |
| | SO | 10 |
| | LOB | 12 |

WP: 0 PB: 0 SB: 0 CS: 0 PA: 34

| PITCHER | | IP | WLS | BF | H | R | ER | SO | BB | IBB | HBP | BLK | WP | HR | S | P | ERA | WHIP |
|---|---|---|---|---|---|---|---|---|---|---|---|---|---|---|---|---|---|---|
| 49 Ross Ohlendorf, R<br>ERA: 4.41 | (1, 1) | 7.0 | W | 25 | 4 | 0 | 0 | 8 | 0 | 0 | 1 | 0 | 0 | 0 | 62 | 93 | 0.00 | 0.571 |
| 34 John Grabow, L<br>ERA: 3.75 | (8, 1) | 1.0 | H | 5 | 2 | 0 | 0 | 2 | 0 | 0 | 0 | 0 | 0 | 0 | 11 | 15 | 0.00 | 2.000 |
| 55 Matt Capps, R<br>ERA: 4.73 | (9, 1) | 1.0 | S | 4 | 0 | 0 | 0 | 0 | 1 | 0 | 0 | 0 | 0 | 0 | 8 | 14 | 0.00 | 1.000 |

| PITCHER | | IP | WLS | BF | H | R | ER | SO | BB | IBB | HBP | BLK | WP | HR | S | P | ERA | WHIP |
|---|---|---|---|---|---|---|---|---|---|---|---|---|---|---|---|---|---|---|

# Chicago Cubs @ Pittsburgh Pirates

PNC Park, Pittsburgh, PA

Tue Jun 30 2009, 7:05 PM EDT

Att. 17,054 - Cloudy - 68 F

livebaseballscorecards.com

## BOTTOM

| Batter | 1 | 2 | 3 | 4 | 5 | 6 | 7 | 8 | 9 | AB | R | H | RBI | BB | SO | LOB |
|---|---|---|---|---|---|---|---|---|---|---|---|---|---|---|---|---|
| 22 Andrew McCutchen, R (1, 8)<br>OBP: 0.333, SLG: 0.440 | C SI 84<br>S CH 76<br>F CH 76<br>X<br>0-2 ①<br>F7 | | C FF 87<br>B CU 70<br>B SL 82<br>B SI 88<br>X FF 87<br>3-1 ③<br>F9 | | C SL 81<br>F SI 89<br>S CH 78<br>0-3 ②<br>K | | B FF 89<br>C SL 81<br>F SI 89<br>X CU 71<br>1-2 ②<br>F8 | | | 4 | 0 | 0 | 0 | 0 | 1 | 2 |
| 12 Freddy Sanchez, R (1, 4)<br>OBP: 0.355, SLG: 0.480 | B CH 78<br>B FF 85<br>B CH 78<br>B SI 85<br>4-0<br>BB | | | B CH 77<br>F FF 86<br>F SI 86<br>X FF 89<br>1-2<br>15<br>1B<br>44<br>WP<br>1B | C SI 88<br>X CH 81<br>0-1<br>24<br>S<br>2-H<br>1B | | C SI 89<br>X SI 90<br>0-1<br>2-H<br>2B | | | 3 | 1 | 3 | 2 | 1 | 0 | 0 |
| 24 Delwyn Young, S (1, 9)<br>OBP: 0.392, SLG: 0.411 | C FF 87<br>F SI 88<br>S SI 89<br>0-3 ②<br>K | | | 1 SAFE<br>X SI 87<br>0-0 ①<br>L9 | 1 SAFE<br>C SL 81<br>F FF 88<br>1 SAFE<br>B FF 89<br>B FF 90<br>F FF 90<br>D CH 80<br>S SL 83<br>3-3 ③<br>K<br>1-2 | | B SL 83<br>B SL 78<br>X SI 87<br>2-0 ③<br>F9 | | | 4 | 0 | 0 | 0 | 0 | 2 | 4 |
| 25 Adam LaRoche, L (1, 3)<br>OBP: 0.360, SLG: 0.485 | S SL 83<br>S SL 82<br>1 SAFE<br>C CU 72<br>0-3 ③<br>K | | | B SL 83<br>C FF 88<br>B SI 89<br>S SL 81<br>F CU 72<br>X CU 73<br>2-2 ②<br>F8 | | C SI 83<br>X SL 80<br>0-1<br>23<br>L4<br>44<br>1B<br>1B | | B SL 81<br>B FF 93<br>C FF 94<br>X FF 94<br>2-1 ①<br>F7 | | 4 | 0 | 1 | 0 | 0 | 1 | 2 |
| 15 Andy LaRoche, R (1, 5)<br>OBP: 0.354, SLG: 0.396 | | B FF 86<br>B CH 77<br>B FF 84<br>B FF 84<br>4-0<br>23<br>G5-4-3<br>BB | | C FF 89<br>B CU 70<br>C SI 89<br>X SI 90<br>1-2<br>44<br>WP<br>1-2<br>1B | | B SL 82<br>C SL 84<br>C FF 88<br>F CH 80<br>S CU 71<br>1-3 ①<br>K | | B SL 81<br>X FF 93<br>1-0 ②<br>G6-3 | | 3 | 0 | 1 | 0 | 1 | 1 | 1 |
| 44 Brandon Moss, L (1, 7)<br>OBP: 0.316, SLG: 0.379 | | B SI 86<br>F FF 84<br>X FF 88<br>1-1 ①<br>F7 | | B CU 72<br>S SL 82<br>S SL 83<br>S SL 83<br>1-3<br>K<br>23<br>FC6-4<br>1-3<br>2-H | | C SI 88<br>B SI 86<br>X SI 88<br>1-1<br>1-2<br>1B | | S FS 85<br>B FF 95<br>B FS 86<br>X FF 94<br>2-1<br>23<br>FC5-4<br>1B | | 4 | 0 | 2 | 0 | 0 | 1 | 2 |
| 23 Robinzon Diaz, R (1, 2)<br>OBP: 0.282, SLG: 0.347 | | X SL 82<br>0-0 ②③<br>G5-4-3<br>1-2f | | C SI 88<br>F FF 89<br>X CU 72<br>0-2 ③<br>FC6-4<br>1-2f | | B SL 83<br>X SL 83<br>1-0 ②③<br>L4<br>2-2 | | 1 SAFE<br>C FF 93<br>B SL 81<br>1 SAFE<br>B FF 94<br>F FF 94<br>F FF 94<br>X FS 84<br>2-2 ③<br>FC5-4<br>1-2f | | 4 | 0 | 0 | 0 | 0 | 0 | 6 |
| 2 Jack Wilson, R (1, 6)<br>OBP: 0.316, SLG: 0.420 | | | B FF 84<br>F FF 84<br>C SI 86<br>S CH 78<br>1-3 ①<br>K | | X SL 83<br>0-0<br>49<br>SH3-4<br>12<br>1B<br>1B | | F SI 83<br>B SL 81<br>F SL 80<br>X SL 79<br>1-2 ①<br>P3 | | | 3 | 1 | 1 | 0 | 0 | 1 | 0 |
| 49 Ross Ohlendorf, R (1, 1)<br>OBP: 0.063, SLG: 0.032<br>51 Steve Pearce, R (7, PH)<br>OBP: 0.250, SLG: 0.286<br>34 John Grabow, L (8, 1)<br>55 Matt Capps, R (9, 1) | | | C SI 86<br>F SI 88<br>B CU 71<br>X SI 89<br>1-2 ②<br>L7 | | 1 SAFE<br>X FF 85<br>0-0 ①<br>SH3-4<br>1-2 | | C SL 81<br>B SI 88<br>C SL 80<br>B SL 82<br>X SI 87<br>2-2<br>12<br>2B<br>2B | | | 1 0 0 0 0 0 0<br>1 1 1 0 0 0 0<br>0 0 0 0 0 0 0<br>0 0 0 0 0 0 0 | | | | | | |
| Inning Stats | R: 0 H: 0<br>E: 0 LOB: 1<br>K: 2 BB: 1<br>S: 10 P: 14 | R: 0 H: 0<br>E: 0 LOB: 0<br>K: 0 BB: 1<br>S: 3 P: 8 | R: 0 H: 0<br>E: 0 LOB: 0<br>K: 1 BB: 0<br>S: 8 P: 13 | R: 1 H: 2<br>E: 1 LOB: 2<br>K: 1 BB: 0<br>S: 17 P: 22 | R: 1 H: 2<br>E: 0 LOB: 1<br>K: 2 BB: 0<br>S: 11 P: 14 | R: 0 H: 2<br>E: 0 LOB: 1<br>K: 1 BB: 0<br>S: 9 P: 12 | R: 1 H: 2<br>E: 0 LOB: 1<br>K: 0 BB: 0<br>S: 12 P: 18 | R: 0 H: 1<br>E: 0 LOB: 1<br>K: 0 BB: 0<br>S: 9 P: 16 | | 1B: 7 SF: 0<br>2B: 3 SAC: 1<br>3B: 0 DP: 2<br>HR: 0 HBP: 0 | | | | WP: 1 PA: 34<br>PB: 0<br>SB: 1<br>CS: 0 | | |

| | AB | 31 |
|---|---|---|
| | R | 3 |
| | H | 9 |
| | RBI | 2 |
| | BB | 2 |
| | SO | 7 |
| | LOB | 17 |

| PITCHER | | IP | WLS | BF | H | R | ER | SO | BB | IBB | HBP | BLK | WP | HR | S | P | ERA | WHIP |
|---|---|---|---|---|---|---|---|---|---|---|---|---|---|---|---|---|---|---|
| 30 Ted Lilly, L<br>ERA: 3.35 | (1, 1) | 7.0 | L | 30 | 8 | 3 | 2 | 7 | 2 | 0 | 0 | 0 | 1 | 0 | 70 | 101 | 2.57 | 1.429 |
| 29 Jeff Samardzija, R<br>ERA: 6.23 | (8, 1) | 1.0 | | 4 | 1 | 0 | 0 | 0 | 0 | 0 | 0 | 0 | 0 | 0 | 9 | 16 | 0.00 | 1.000 |

| PITCHER | IP | WLS | BF | H | R | ER | SO | BB | IBB | HBP | BLK | WP | HR | S | P | ERA | WHIP |
|---|---|---|---|---|---|---|---|---|---|---|---|---|---|---|---|---|---|

| Batter | 1 | 2 | 3 | 4 | 5 | 6 | 7 | 8 | 9 | AB | R | H | RBI | BB | SO | LOB |
|---|---|---|---|---|---|---|---|---|---|---|---|---|---|---|---|---|
| 27 Sam Fuld, L (1, 7)<br>OBP: 0.600, SLG: 0.750 | B FF 88<br>C FF 89<br>X FF 88<br>1-1<br>2<br>SH5-4<br>25<br>HR<br>2B | | C FF 90<br>B SL 87<br>F FF 91<br>B CU 74<br>B CU 75<br>X FF 90<br>3-2 ②<br>F7 | | B FF 88<br>B CH 80<br>C SL 86<br>B SL 85<br>B FF 88<br>4-1<br>2<br>1B<br>2<br>E<br>BB | | B FF 94<br>C FF 93<br>F FF 92<br>B SL 84<br>X FF 94<br>2-2<br>2<br>G4-6-3<br>1B | | C FC 93<br>C FC 93<br>B CU 82<br>F CU 80<br>B FF 95<br>F FF 90<br>S CU 81<br>2-3 ①<br>K | 4 | 1 | 2 | 0 | 1 | 1 | 0 |
| 2 Ryan Theriot, R (1, 6)<br>OBP: 0.343, SLG: 0.418 | B FF 88<br>X FF 86<br>1-0 ①<br>SH5-4<br>2-3 | | B SL 86<br>B FF 90<br>X FF 89<br>2-0<br>1B | | B FF 88<br>F SL 84<br>B FF 87<br>1 SAFE<br>F SL 84<br>X CU 75<br>2-2<br>25<br>G6-4-3<br>1-3<br>1B | | 1 SAFE<br>C FF 95<br>X FF 96<br>0-1 ①②<br>G4-6-3<br>1-2f | | B FF 96<br>F FC 93<br>C CU 82<br>B CU 84<br>F FF 94<br>B CU 53<br>F CU 82<br>F FF 91<br>X FF 94<br>3-2 ②<br>G6-3 | 4 | 0 | 2 | 0 | 0 | 0 | 1 |
| 25 Derrek Lee, R (1, 3)<br>OBP: 0.361, SLG: 0.478 | X FF 88<br>0-0<br>3-H<br>HR | | B CU 70<br>S SL 85<br>1 SAFE<br>X FF 89<br>1-1 ③<br>G1-3 | | B CU 73<br>X SL 85<br>1-0 ②③<br>G6-4-3<br>1-2f | | C SL 85<br>S SL 84<br>B SL 85<br>T FF 95<br>1-2 ③<br>K | | C FF 96<br>B FF 96<br>B CU 83<br>S CU 82<br>B FF 96<br>S CU 81<br>3-3 ③<br>K | 5 | 1 | 1 | 2 | 0 | 2 | 3 |
| 21 Milton Bradley, S (1, 9)<br>OBP: 0.358, SLG: 0.375 | B CH 79<br>F SL 86<br>B FF 89<br>F CH 81<br>F SL 87<br>X CU 72<br>2-2 ②<br>G3 | | | B FF 89<br>F SL 86<br>B CH 81<br>B FF 90<br>B CH 81<br>4-1<br>1<br>2B<br>18<br>FC5-2<br>BB | | X SL 84<br>0-0 ①<br>P6 | | F FF 93<br>B CH 84<br>S CH 86<br>B FF 94<br>F CH 85<br>B FC 88<br>F FF 95<br>F FF 94<br>D CH 87<br>4-2<br>1<br>F9<br>5<br>1B<br>18<br>1B<br>BB | | 2 | 1 | 0 | 0 | 2 | 0 | 0 |
| 5 Jake Fox, R (1, 5)<br>OBP: 0.344, SLG: 0.509<br>17 Mike Fontenot, L (8, 5)<br>OBP: 0.303, SLG: 0.355 | B CU 72<br>S SL 86<br>B FF 90<br>F SL 86<br>S CU 74<br>2-3 ③<br>K | | | F CU 72<br>B FF 89<br>1 SAFE<br>B CU 72<br>B SL 85<br>S FF 89<br>F SL 84<br>X FF 88<br>3-2 ①<br>P6 | | B FF 88<br>C FF 89<br>B CU 75<br>X SL 87<br>2-1 ②<br>F8 | | F FF 94<br>B FC 88<br>F FF 94<br>1 SAFE<br>F FF 94<br>X FF 94<br>2-2<br>13<br>WP<br>18<br>1B<br>1-2<br>1B | | 4<br>0 | 0<br>0 | 1<br>0 | 0<br>0 | 0<br>0 | 1<br>0 | 1<br>0 |
| 1 Kosuke Fukudome, L (1, 8)<br>OBP: 0.379, SLG: 0.426 | | B FF 88<br>X FF 88<br>1-0 ①<br>G4-3 | | 1 SAFE<br>B CH 79<br>X FF 88<br>1-0<br>1-3<br>2B | | B FF 89<br>C CH 77<br>C CH 80<br>F FF 90<br>B CH 80<br>B FF 91<br>X FF 90<br>3-2<br>HR | | X FF 93<br>0-0 ①<br>F9<br>2-3 | | 4 | 1 | 2 | 1 | 0 | 0 | 2 |
| 18 Geovany Soto, R (1, 2)<br>OBP: 0.343, SLG: 0.394 | | C CU 72<br>F FF 89<br>B SL 87<br>B FF 87<br>X CU 74<br>2-2 ②<br>G6-3 | | B CU 74<br>C CU 74<br>B FF 89<br>B FF 89<br>X CU 73<br>3-1 ②<br>FC5-2<br>3-H | | C SL 84<br>C FF 89<br>B CU 74<br>B SL 87<br>X FF 90<br>2-2<br>3B | | B<br>C FF 89<br>X FF 89<br>1-1<br>13<br>WP<br>1-2<br>3-H<br>1B | | 4 | 0 | 2 | 1 | 0 | 0 | 2 |
| 13 Andrés Blanco, S (1, 4)<br>OBP: 0.286, SLG: 0.282 | | F FF 90<br>X CH 80<br>0-1 ③<br>F7 | | B FF 89<br>X SL 85<br>1-0 ③<br>G3 | | I IN 79<br>I IN 79<br>I IN 79<br>I IN 80<br>4-0<br>IBB | | B CH 83<br>S CH 82<br>F CH 82<br>S CH 82<br>1-3 ②<br>K<br>1-2<br>2-3 | | 3 | 0 | 0 | 0 | 1 | 1 | 4 |
| 36 Randy Wells, R (1, 1)<br>OBP: 0.167, SLG: 0.167<br>6 Micah Hoffpauir, L (8, PH)<br>OBP: 0.291, SLG: 0.447<br>49 Carlos Marmol, R (8, 1)<br>63 Kevin Gregg, R (9, 1) | | | F FF 88<br>T CU 74<br>F FF 89<br>S CU 74<br>0-3 ①<br>K | | B FF 87<br>X FF 88<br>1-0 ①<br>G6-3 | | F CU 72<br>F CU 73<br>X FF 88<br>0-2 ③<br>G1-3 | | C FF 88<br>F CH 82<br>D CH 83<br>F FF 89<br>F CH 82<br>B CH 82<br>S CH 82<br>2-3 ③<br>K | 3<br>1<br>0<br>0 | 0<br>0<br>0<br>0 | 0<br>0<br>0<br>0 | 0<br>0<br>0<br>0 | 1<br>1<br>0<br>0 | 2<br>2<br>0<br>0 | 2<br>2<br>0<br>0 |
| Inning Stats | R: 2<br>E: 0<br>K: 1<br>S: 11<br>H: 2<br>LOB: 0<br>BB: 0<br>P: 17 | R: 0<br>E: 0<br>K: 0<br>S: 6<br>H: 0<br>LOB: 0<br>BB: 0<br>P: 9 | R: 0<br>E: 0<br>K: 1<br>S: 10<br>H: 1<br>LOB: 1<br>BB: 0<br>P: 16 | R: 0<br>E: 0<br>K: 0<br>S: 9<br>H: 1<br>LOB: 2<br>BB: 1<br>P: 21 | R: 0<br>E: 1<br>K: 0<br>S: 6<br>H: 1<br>LOB: 1<br>BB: 1<br>P: 14 | R: 1<br>E: 0<br>K: 0<br>S: 13<br>H: 2<br>LOB: 2<br>BB: 1<br>P: 24 | R: 0<br>E: 0<br>K: 1<br>S: 8<br>H: 1<br>LOB: 0<br>BB: 0<br>P: 11 | R: 1<br>E: 0<br>K: 2<br>S: 19<br>H: 2<br>LOB: 2<br>BB: 1<br>P: 29 | R: 0<br>E: 0<br>K: 2<br>S: 14<br>H: 0<br>LOB: 0<br>BB: 0<br>P: 22 | 1B: 5<br>2B: 2<br>3B: 1<br>HR: 2<br>SF: 0<br>SAC: 1<br>DP: 2<br>HBP: 0 | | | | | | |

| PITCHER | | IP | WLS | BF | H | R | ER | SO | BB | IBB | HBP | BLK | WP | HR | S | P | ERA | WHIP |
|---|---|---|---|---|---|---|---|---|---|---|---|---|---|---|---|---|---|---|
| 50 Virgil Vasquez, R<br>ERA: 3.75 | (1, 1) | 6.0 | L | 27 | 7 | 3 | 3 | 2 | 2 | 1 | 0 | 0 | 0 | 2 | 55 | 101 | 4.50 | 1.500 |
| 52 Joel Hanrahan, R<br>ERA: 7.49 | (7, 1) | 1.0 | | 3 | 1 | 0 | 0 | 1 | 0 | 0 | 0 | 0 | 0 | 0 | 8 | 11 | 0.00 | 1.000 |
| 43 Jesse Chavez, R<br>ERA: 3.44 | (8, 1) | 0.1 | | 3 | 1 | 1 | 1 | 0 | 1 | 0 | 0 | 0 | 0 | 0 | 9 | 15 | 27.00 | 6.000 |
| 58 Steven Jackson, R<br>ERA: 4.97 | (8, 1) | 0.2 | | 3 | 1 | 0 | 0 | 2 | 0 | 0 | 0 | 0 | 1 | 0 | 10 | 14 | 0.00 | 1.500 |
| 47 Evan Meek, R<br>ERA: 2.83 | (9, 1) | 1.0 | | 3 | 0 | 0 | 0 | 2 | 0 | 0 | 0 | 0 | 0 | 0 | 14 | 22 | 0.00 | 0.000 |

| PITCHER | IP | WLS | BF | H | R | ER | SO | BB | IBB | HBP | BLK | WP | HR | S | P | ERA | WHIP |
|---|---|---|---|---|---|---|---|---|---|---|---|---|---|---|---|---|---|

# TOP

## Chicago Cubs @ Pittsburgh Pirates

PNC Park, Pittsburgh, PA

Wed Jul 01 2009, 7:05 PM EDT

Att. 15,770 - Cloudy - 68 F

livebaseballscorecards.com

| | |
|---|---|
| AB | 34 |
| R | 4 |
| H | 10 |
| RBI | 4 |
| BB | 4 |
| SO | 7 |
| LOB | 17 |

# BOTTOM

## Chicago Cubs @ Pittsburgh Pirates

PNC Park, Pittsburgh, PA

Wed Jul 01 2009, 7:05 PM EDT

Att. 15,770 - Cloudy - 68 F

livebaseballscorecards.com

| Batter | 1 | 2 | 3 | 4 | 5 | 6 | 7 | 8 | 9 | AB | R | H | RBI | BB | SO | LOB |
|---|---|---|---|---|---|---|---|---|---|---|---|---|---|---|---|---|
| 22 Andrew McCutchen, R (1, 8)<br>OBP: 0.339, SLG: 0.451 | C FF 88<br>B CH 81<br>X CH 82<br>1-1<br>46<br>G4-3<br>44<br>1B<br>2B | | S SL 83<br>X SL 84<br>0-1 ①<br>G6-3 | | C CH 83<br>F SL 84<br>B SL 85<br>F FF 90<br>1 SAFE<br>B SL 84<br>D SL 86<br>X SL 84<br>3-2<br>12<br>1B<br>1-2<br>1B | | | B FF 95<br>B SL 83<br>C SL 81<br>C SL 82<br>X SL 82<br>2-2 ①<br>F9 | | 4 | 1 | 2 | 0 | 0 | 0 | 1 |
| 12 Freddy Sanchez, R (1, 4)<br>OBP: 0.354, SLG: 0.477 | F SI 89<br>L SL 83<br>X SL 84<br>0-2 ①<br>G1-3 | | C SI 87<br>B SL 84<br>X SL 84<br>1-1 ②<br>G5-3 | | B SL 84<br>C FF 90<br>B CH 84<br>X CH 83<br>2-1 ③<br>1-2<br>2-H<br>1B | | | C FF 94<br>B<br>F<br>S<br>1-3 ②<br>K | | 4 | 0 | 1 | 0 | 0 | 1 | 2 |
| 46 Garrett Jones, L (1, 7) | C SL 84<br>B FF 89<br>X SL 84<br>1-1 ②<br>G4-3<br>2-3 | | C CH 81<br>B SI 91<br>X FF 89<br>1-1 ③<br>G5-3 | | | B SI 90<br>S SI 90<br>C SI 89<br>B CH 84<br>F FF 92<br>B CH 85<br>X CH 84<br>3-2 ①<br>G3-1 | | B SL 84<br>F FF 93<br>C SL 82<br>S SL 83<br>1-3 ③<br>K | | 4 | 0 | 0 | 0 | 0 | 1 | 2 |
| 25 Adam LaRoche, L (1, 3)<br>OBP: 0.359, SLG: 0.480 | B SL 85<br>B SL 84<br>B SI 90<br>B CH 83<br>4-0<br>44<br>1B<br>BB | | | C FF 87<br>C FC 87<br>B FF 90<br>F FF 90<br>B CH 83<br>X SL 86<br>2-2 ①<br>G4-3 | | B CH 84<br>C SL 86<br>B SI 90<br>X CH 85<br>2-1 ②<br>G2 | | | B CU 79<br>S FF 92<br>X FF 92<br>1-1 ①<br>F7 | 3 | 0 | 0 | 0 | 1 | 0 | 0 |
| 44 Brandon Moss, L (1, 9)<br>OBP: 0.315, SLG: 0.376 | B FF 90<br>S CH 84<br>S CH 83<br>X SL 84<br>1-2<br>1-2<br>3-H<br>1B | | | S SL 85<br>X FF 91<br>0-1 ②<br>L8 | | F SL 85<br>F SL 85<br>C FF 89<br>0-3 ③<br>K | | | B CU 80<br>C CU 80<br>F FF 93<br>B FC 85<br>F FF 92<br>X FF 92<br>2-2 ②<br>F7 | 4 | 0 | 1 | 1 | 0 | 1 | 0 |
| 5 Ramón Vázquez, L (1, 5)<br>OBP: 0.349, SLG: 0.256 | B SI 90<br>F FF 90<br>F FF 90<br>D CH 84<br>S CH 83<br>2-3 ③<br>K | | | B FF 90<br>C FF 90<br>X FF 90<br>1-1 ③<br>L7 | | | C SI 89<br>C SI 89<br>B SL 86<br>X FF 89<br>1-2 ①<br>L4 | | C FF 92<br>B FF 92<br>X FF 92<br>1-1 ③<br>F7 | 4 | 0 | 0 | 0 | 0 | 1 | 2 |
| 35 Jason Jaramillo, S (1, 2)<br>OBP: 0.344, SLG: 0.417 | | C FF 88<br>B CH 82<br>F FF 89<br>X CH 82<br>1-2<br>2<br>G4-6-3<br>1B | | | S SL 85<br>X FF 89<br>0-1<br>2<br>FC5-4<br>1B | | B CH 84<br>S CH 83<br>F SL 86<br>B SI 89<br>S CH 81<br>2-3 ②<br>K | | | 3 | 0 | 2 | 0 | 0 | 1 | 0 |
| 2 Jack Wilson, R (1, 6)<br>OBP: 0.312, SLG: 0.413 | | B FF 89<br>1 SAFE<br>F FF 90<br>X SL 84<br>1-1 ①<br>②<br>G4-6-3<br>1-2f | | | B CH 82<br>X FF 90<br>1-0 ①<br>FC5-4<br>22<br>1B<br>12<br>1B<br>1-2f | | C<br>F<br>F<br>X<br>0-2 ③<br>F8 | | | 3 | 0 | 0 | 0 | 0 | 0 | 2 |
| 50 Virgil Vasquez, R (1, 1)<br>52 Joel Hanrahan, R (7, 1)<br>43 Jesse Chavez, R (8, 1)<br>58 Steven Jackson, R (8, 1)<br>24 Delwyn Young, S (8, PH)<br>OBP: 0.397, SLG: 0.411<br>47 Evan Meek, R (9, 1) | | B FF 89<br>C FF 90<br>F SI 89<br>X SL 83<br>1-2 ③<br>G4-3 | | | C FF 90<br>L SL 84<br>L SL 82<br>0-3 ②<br>K | | | F FF 94<br>B FF 94<br>S SL 83<br>H SL 85<br>2-2<br>HBP | | 2<br>0<br>0<br>0<br>0<br>0<br>0 | 0<br>0<br>0<br>0<br>0<br>0<br>0 | 0<br>0<br>0<br>0<br>0<br>0<br>0 | 0<br>0<br>0<br>0<br>0<br>0<br>0 | 1<br>0<br>0<br>0<br>0<br>0<br>0 | 1<br>0<br>0<br>0<br>0<br>0<br>0 | 0<br>0<br>0<br>0<br>0<br>0<br>0 |
| Inning Stats | R: 1 H: 2<br>E: 0 LOB: 2<br>K: 1 BB: 1<br>S: 13 P: 22 | R: 0 H: 1<br>E: 0 LOB: 0<br>K: 0 BB: 0<br>S: 8 P: 11 | R: 0 H: 0<br>E: 0 LOB: 0<br>K: 0 BB: 0<br>S: 6 P: 8 | R: 0 H: 0<br>E: 0 LOB: 0<br>K: 0 BB: 0<br>S: 8 P: 11 | R: 0 H: 3<br>E: 0 LOB: 2<br>K: 1 BB: 0<br>S: 12 P: 18 | R: 0 H: 0<br>E: 0 LOB: 0<br>K: 1 BB: 0<br>S: 9 P: 14 | R: 0 H: 0<br>E: 0 LOB: 0<br>K: 1 BB: 0<br>S: 10 P: 13 | R: 0 H: 0<br>E: 0 LOB: 1<br>K: 2 BB: 0<br>S: 11 P: 17 | R: 0 H: 0<br>E: 0 LOB: 0<br>K: 0 BB: 0<br>S: 8 P: 12 | 1B: 5<br>2B: 1<br>3B: 0<br>HR: 0 | SF: 0<br>SAC: 0<br>DP: 1<br>HBP: 1 | | | | | |

| | AB | 31 |
|---|---|---|
| | R | 1 |
| | H | 6 |
| | RBI | 1 |
| | BB | 1 |
| | SO | 6 |
| | LOB | 10 |

| PITCHER | | IP | WLS | BF | H | R | ER | SO | BB | IBB | HBP | BLK | WP | HR | S | P | ERA | WHIP |
|---|---|---|---|---|---|---|---|---|---|---|---|---|---|---|---|---|---|---|
| 36 Randy Wells, R<br>ERA: 2.43 | (1, 1) | 7.0 | W | 26 | 6 | 1 | 1 | 4 | 1 | 0 | 0 | 0 | 0 | 0 | 66 | 97 | 1.29 | 1.000 |
| 49 Carlos Marmol, R<br>ERA: 3.86 | (8, 1) | 1.0 | H | 4 | 0 | 0 | 0 | 2 | 0 | 0 | 1 | 0 | 0 | 0 | 11 | 17 | 0.00 | 0.000 |
| 63 Kevin Gregg, R<br>ERA: 3.82 | (9, 1) | 1.0 | S | 3 | 0 | 0 | 0 | 0 | 0 | 0 | 0 | 0 | 0 | 0 | 8 | 12 | 0.00 | 0.000 |

| PITCHER | IP | WLS | BF | H | R | ER | SO | BB | IBB | HBP | BLK | WP | HR | S | P | ERA | WHIP |
|---|---|---|---|---|---|---|---|---|---|---|---|---|---|---|---|---|---|

| Batter | 1 | 2 | 3 | 4 | 5 | 6 | 7 | 8 | 9 | 10 | AB | R | H | RBI | BB | SO | LOB |
|---|---|---|---|---|---|---|---|---|---|---|---|---|---|---|---|---|---|
| 1 Luis Castillo, S (1, 4)<br>OBP: 0.372, SLG: 0.327 | B FF 86<br>C FF 87<br>B SI 87<br>B SI 87<br>C SI 87<br>X SI 87<br>3-2 ①<br>G5-3 | | B SI 86<br>C FF 87<br>X CH 82<br>1-1<br>3<br>FC6-4<br>1B | C FF 90<br>X SI 90<br>0-1 ②③<br>G4-6-3<br>1-2f | C FF 89<br>B SI 90<br>B FF 90<br>C FF 88<br>X CU 72<br>2-2 ③<br>F9 | | 1 SAFE<br>B FC 91<br>B FC 90<br>B FC 90<br>C FC 89<br>C FF 90<br>B FC 90<br>4-2<br>1-2<br>BB | | D CH 82<br>B FF 88<br>B SI 87<br>C FF 87<br>B FF 90<br>4-1<br>1-2<br>BB | | 4 | 0 | 1 | 0 | 2 | 0 | 4 |
| 3 Alex Cora, L (1, 6)<br>OBP: 0.356, SLG: 0.329 | B FF 88<br>C SI 88<br>F SI 88<br>X CU 73<br>1-2<br>17<br>HBP<br>10<br>WP<br>1B | | C SI 87<br>C SI 89<br>X SI 89<br>0-2 ①<br>FC6-4<br>5<br>G5-3<br>5<br>S<br>1-2f | | C SI 87<br>X SI 87<br>0-1<br>5<br>1B<br>10<br>1B<br>2B | X FF 87<br>0-0 ①<br>P3 | C CU 78<br>X FC 94<br>0-1 ③<br>G1-3 | | X FF 92<br>0-0 ③<br>F8 | | 6 | 1 | 2 | 0 | 0 | 0 | 5 |
| 5 David Wright, R (1, 5)<br>OBP: 0.425, SLG: 0.488 | C SI 88<br>X CH 81<br>0-1 ②<br>F9 | | C CU 74<br>C SL 81<br>F SI 90<br>X SI 88<br>0-2 ②<br>G5-3<br>1-3 | | X CU 74<br>0-0<br>17<br>FC5-4<br>10<br>1B<br>19<br>1B<br>2-3<br>1B | B FF 88<br>B FF 89<br>C FF 89<br>C SL 77<br>B SL 76<br>B CU 74<br>4-2<br>17<br>HR<br>BB | | S SL 81<br>B FF 89<br>X SI 88<br>1-1 ①<br>G6-3 | | C FF 93<br>B FF 92<br>C FF 92<br>F FF 93<br>S FF 93<br>1-3 ①<br>K | 5 | 2 | 1 | 0 | 1 | 1 | 2 |
| 10 Gary Sheffield, R (1, 9)<br>OBP: 0.397, SLG: 0.508<br>26 Fernando Martinez, L (8, 8)<br>OBP: 0.245, SLG: 0.278 | B SI 88<br>B CH 82<br>B CH 82<br>B SI 89<br>4-0<br>17<br>HBP<br>1-2<br>BB | | F SI 89<br>B CH 84<br>F CH 84<br>X FF 90<br>1-2 ③<br>F9 | | C SI 89<br>B CH 82<br>D CH 83<br>X FF 89<br>2-1<br>17<br>FC5-4<br>1-2<br>3-H<br>1B | 1 SAFE<br>C FF 88<br>X CU 69<br>0-1 ②<br>P3 | | C SL 80<br>F SL 83<br>X SL 82<br>0-2 ②<br>P4 | | C FF 93<br>F FF 93<br>X FF 94<br>0-2 ②<br>P6 | 4<br>1 | 0<br>0 | 1<br>0 | 1<br>0 | 1<br>0 | 0<br>0 | 2<br>0 |
| 17 Fernando Tatis, R (1, 7)<br>OBP: 0.335, SLG: 0.399<br>(9, 3) | C CH 82<br>H SI 88<br>1-1<br>1-2<br>2-3<br>HBP | | | B SI 87<br>C SI 88<br>X CH 84<br>1-1<br>6<br>1B<br>19<br>1B<br>28<br>1B<br>1B | X CH 83<br>0-0 ①<br>FC5-4<br>19<br>1B<br>6<br>1B<br>1-2f<br>2-3 | X FF 88<br>0-0<br>1-H<br>HR | | B SL 80<br>B FF 89<br>B FF 88<br>C FF 88<br>X FF 89<br>3-1<br>2B | | C SL 84<br>C FF 93<br>F FF 94<br>F SL 84<br>F FF 94<br>B FF 94<br>B FF 93<br>H FF 93<br>3-2<br>19<br>S<br>19<br>1B<br>HBP | 4 | 4 | 3 | 2 | 0 | 0 | 2 |
| 19 Ryan Church, L (1, 8)<br>OBP: 0.348, SLG: 0.392<br>(8, 9) | B SL 80<br>B SL 80<br>B SI 89<br>C SI 88<br>X SI 89<br>3-1 ③<br>G4-3 | | | C CU 74<br>S SL 81<br>X SL 83<br>0-2<br>6<br>1B<br>28<br>1B<br>1-2<br>1B | C SL 82<br>1 SAFE<br>X FF 90<br>0-1<br>9<br>BB<br>6<br>1B<br>18<br>SF7<br>1-2<br>3-H<br>1B | X FF 91<br>0-0 ③<br>F7 | | D CH 83<br>S CH 81<br>B FF 88<br>X CH 82<br>2-1 ③<br>F9 | | 1 SAFE<br>B FF 93<br>1 SAFE<br>C FF 93<br>1 SAFE<br>B FF 92<br>B CH 87<br>S CH 87<br>X CH 88<br>3-2<br>1-H<br>1B | 6 | 2 | 3 | 2 | 0 | 0 | 4 |
| 6 Nick Evans, R (1, 3)<br>OBP: 0.360, SLG: 0.583<br>(9, 7) | | B FF 87<br>B SI 87<br>C FF 88<br>X SI 88<br>2-1 ①<br>G5-3 | | F CH 85<br>B CH 85<br>C SI 89<br>F CU 76<br>B SI 89<br>X CH 84<br>2-2<br>28<br>1B<br>1-2<br>2-3<br>1B | B CU 75<br>X SI 89<br>1-0<br>9<br>BB<br>1-2<br>2-H<br>1B | | B FC 89<br>X FC 88<br>1-0 ①<br>G4-3 | | B FF 88<br>S SL 81<br>C FF 88<br>B FF 90<br>S CH 82<br>2-3 ①<br>K | S FF 91<br>C SL 82<br>X SL 82<br>0-2 ③<br>G5-3 | 6 | 0 | 2 | 1 | 0 | 1 | 1 |
| 9 Omir Santos, R (1, 2)<br>OBP: 0.289, SLG: 0.418 | | C SI 88<br>X SI 88<br>0-1 ②<br>G6-3 | | B SI 90<br>F SI 90<br>F CU 76<br>D SL 83<br>S SI 90<br>2-3 ①<br>K | D SL 79<br>F FF 89<br>B FF 88<br>B FF 89<br>F SI 87<br>F FF 89<br>B CU 68<br>4-2<br>1-2<br>2-3<br>BB | | X FF 92<br>0-0 ②<br>G4-3 | | C SL 81<br>F CH 82<br>F FF 89<br>B SL 80<br>B SL 82<br>X FF 89<br>2-2<br>23<br>FC6-5<br>2B | | 4 | 0 | 1 | 0 | 1 | 1 | 3 |
| 44 Tim Redding, R (1, 1)<br>48 Pat Misch, R (3, 1)<br>28 Daniel Murphy, L (4, PH)<br>64 Elmer Dessens, R (4, 1)<br>18 Jeremy Reed, L (5, PR)<br>43 Brian Stokes, R (5, 1)<br>11 Argenis Reyes, S (7, PH)<br>25 Pedro Feliciano, L (7, 1)<br>50 Sean Green, R (7, 1)<br>23 Brian Schneider, L (8, PH)<br>75 Francisco Rodriguez, R (8, 1) | | B FF 88<br>B SI 88<br>B FF 88<br>C SI 88<br>X FF 88<br>3-1 ③<br>F9 | | B CU 77<br>X SI 90<br>1-0<br>1<br>G4-6-3<br>1-3<br>2-H<br>3-H<br>1B | F FF 90<br>F CU 69<br>D CU 72<br>X CH 79<br>1-2 ②<br>SF7<br>3-H | | B FF 93<br>B FF 91<br>B FF 92<br>B FC 90<br>4-0<br>1<br>S<br>BB | | F FF 90<br>X CH 82<br>0-1 ②<br>FC6-5<br>1<br>BB<br>2-3 | | 1<br>0<br>0<br>0<br>0<br>0<br>0<br>0<br>0<br>0<br>1 | 0<br>0<br>0<br>0<br>0<br>0<br>0<br>0<br>0<br>0<br>0 | 0<br>0<br>1<br>0<br>0<br>0<br>0<br>0<br>0<br>0<br>0 | 0<br>0<br>2<br>0<br>0<br>1<br>0<br>0<br>0<br>0<br>0 | 0<br>0<br>0<br>0<br>0<br>0<br>1<br>0<br>0<br>0<br>0 | 0<br>0<br>0<br>0<br>0<br>0<br>0<br>0<br>0<br>0<br>0 | 0<br>0<br>0<br>0<br>0<br>0<br>0<br>0<br>0<br>0<br>1 |
| Inning Stats | R: 0<br>E: 0<br>K: 0<br>S: 11<br>H: 1<br>LOB: 3<br>BB: 1<br>P: 23 | R: 0<br>E: 0<br>K: 0<br>S: 6<br>H: 0<br>LOB: 0<br>BB: 0<br>P: 11 | R: 0<br>E: 0<br>K: 0<br>S: 12<br>H: 1<br>LOB: 1<br>BB: 0<br>P: 14 | R: 2<br>E: 0<br>K: 1<br>S: 15<br>H: 4<br>LOB: 1<br>BB: 0<br>P: 21 | R: 4<br>E: 0<br>K: 0<br>S: 19<br>H: 5<br>LOB: 2<br>BB: 1<br>P: 29 | R: 2<br>E: 0<br>K: 0<br>S: 7<br>H: 1<br>LOB: 0<br>BB: 1<br>P: 11 | R: 0<br>E: 0<br>K: 0<br>S: 6<br>H: 0<br>LOB: 2<br>BB: 2<br>P: 15 | R: 0<br>E: 0<br>K: 0<br>S: 9<br>H: 1<br>LOB: 1<br>BB: 0<br>P: 15 | R: 0<br>E: 0<br>K: 1<br>S: 11<br>H: 1<br>LOB: 2<br>BB: 1<br>P: 19 | R: 1<br>E: 0<br>K: 1<br>S: 18<br>H: 1<br>LOB: 1<br>BB: 0<br>P: 25 | 1B: 11<br>2B: 3<br>3B: 0<br>HR: 1<br>SF: 1<br>SAC: 0<br>DP: 1<br>HBP: 2 | | | | | | |

# TOP

## New York Mets @ Pittsburgh Pirates

PNC Park, Pittsburgh, PA

Thu Jul 02 2009, 12:35 PM EDT

Att. 14,321 - Partly Cloudy - 65 F

livebaseballscorecards.com

| | |
|---|---|
| AB | 43 |
| R | 9 |
| H | 15 |
| RBI | 9 |
| BB | 6 |
| SO | 3 |
| LOB | 24 |

| PITCHER | | IP | WLS | BF | H | R | ER | SO | BB | IBB | HBP | BLK | WP | HR | S | P | ERA | WHIP |
|---|---|---|---|---|---|---|---|---|---|---|---|---|---|---|---|---|---|---|
| 28 Paul Maholm, L<br>ERA: 4.69 | (1, 1) | 4.1 | | 25 | 11 | 6 | 6 | 1 | 1 | 0 | 1 | 0 | 1 | 0 | 53 | 81 | 12.46 | 2.769 |
| 27 Jeff Karstens, R<br>ERA: 4.8 | (5, 1) | 1.2 | | 8 | 1 | 2 | 2 | 0 | 2 | 0 | 0 | 0 | 0 | 1 | 17 | 28 | 10.80 | 1.800 |
| 47 Evan Meek, R<br>ERA: 2.73 | (7, 1) | 1.0 | | 5 | 0 | 0 | 0 | 0 | 2 | 0 | 0 | 0 | 0 | 0 | 6 | 15 | 0.00 | 2.000 |
| 58 Steven Jackson, R<br>ERA: 4.4 | (8, 1) | 1.2 | | 8 | 2 | 0 | 0 | 1 | 1 | 0 | 0 | 0 | 0 | 0 | 19 | 33 | 0.00 | 1.800 |
| 43 Jesse Chavez, R<br>ERA: 3.41 | (9, 1) | 0.1 | | 1 | 0 | 0 | 0 | 0 | 0 | 0 | 0 | 0 | 0 | 0 | 1 | 1 | 0.00 | 0.000 |

| PITCHER | | IP | WLS | BF | H | R | ER | SO | BB | IBB | HBP | BLK | WP | HR | S | P | ERA | WHIP |
|---|---|---|---|---|---|---|---|---|---|---|---|---|---|---|---|---|---|---|
| 55 Matt Capps, R<br>ERA: 4.88 | (10, 1) | 1.0 | L | 5 | 1 | 1 | 1 | 1 | 0 | 0 | 1 | 0 | 0 | 0 | 18 | 25 | 9.00 | 1.000 |

WP: 1 PA: 52
PB: 0
SB: 3
CS: 0

| Batter | 1 | 2 | 3 | 4 | 5 | 6 | 7 | 8 | 9 | 10 | AB | R | H | RBI | BB | SO | LOB |
|---|---|---|---|---|---|---|---|---|---|---|---|---|---|---|---|---|---|
| 22 Andrew McCutchen, R (1, 8)<br>OBP: 0.339, SLG: 0.449 | C FF 88<br>C FF 87<br>X FF 89<br>0-2<br>2<br>SH3-4<br>2B | D CU 75<br>H FF 87<br>2-0<br>1-2<br>2-3<br>3-H<br>HBP | | B SI 88<br>C FF 88<br>B SL 85<br>C SL 84<br>X SI 89<br>2-2 ①<br>F7 | | C CU 79<br>S FF 93<br>S FF 94<br>0-3 ②<br>K | B SI 88<br>F SI 89<br>X FF 90<br>1-1 ②<br>FC6-5<br>1-2<br>2-3f | | B FF 93<br>B FF 93<br>C FF 92<br>C FF 92<br>X FF 94<br>2-2 ①<br>F8 | 5 | 0 | 1 | 1 | 0 | 1 | 3 |
| 2 Jack Wilson, R (1, 6)<br>OBP: 0.309, SLG: 0.408 | X FF 89<br>0-0 ①<br>SH3-4<br>2-3 | B SL 82<br>B FF 89<br>B SL 81<br>C FF 88<br>X FF 88<br>3-1 ②<br>SF7<br>2-3<br>3-H | | B FF 90<br>B SL 84<br>B SI 89<br>C SI 86<br>F SI 87<br>B SI 88<br>4-2<br>24<br>HBP<br>BB | | B CU 80<br>S CU 78<br>X FF 95<br>1-1 ③<br>P5 | B CU 75<br>B SI 90<br>C SI 89<br>F SI 90<br>S CU 75<br>2-3<br>K | | B CU 81<br>F FF 94<br>C FF 94<br>B FF 93<br>F CH 84<br>F FF 94<br>F CH 83<br>S CH 85<br>2-3 ②<br>K2-3 | 3 | 0 | 0 | 1 | 1 | 2 | 3 |
| 24 Delwyn Young, S (1, 9)<br>OBP: 0.392, SLG: 0.400<br>58 Steven Jackson, R (8, 1)<br>43 Jesse Chavez, R (9, 1)<br>12 Freddy Sanchez, R (9, PH)<br>OBP: 0.355, SLG: 0.477<br>(10, 4) | C CH 80<br>D CH 80<br>B FF 90<br>X SL 85<br>2-1 ②<br>G6-3 | X CH 77<br>0-0 ③<br>F8 | | B FF 89<br>F FF 89<br>F SL 85<br>F FF 90<br>H SL 85<br>2-2<br>25<br>G4-6-3<br>1-2<br>HBP | | | B SI 87<br>C SL 84<br>B CH 74<br>F SL 84<br>B CH 78<br>F SL 84<br>C SI 89<br>3-3 ①<br>K | S FF 92<br>S FF 92<br>X FF 92<br>0-2<br>25<br>HR<br>1B | C FF 93<br>S CH 86<br>X CH 87<br>0-2 ③<br>G6-3 | 3<br>0<br>0<br>2 | 0<br>0<br>0<br>1 | 0<br>0<br>0<br>1 | 0<br>0<br>0<br>0 | 1<br>0<br>0<br>0 | 3<br>0<br>0<br>0 |
| 25 Adam LaRoche, L (1, 3)<br>OBP: 0.360, SLG: 0.489 | B FF 90<br>B FF 89<br>B CH 80<br>F FF 88<br>X CH 82<br>3-1 ③<br>F7 | | B FF 88<br>X FF 88<br>1-0<br>46<br>3B<br>1B | F FF 90<br>B SI 89<br>X SL 86<br>1-1 ②③<br>G4-6-3<br>1-2f | | | C SI 89<br>B CH 77<br>X SI 88<br>1-1 ②<br>G6-3 | | B FF 93<br>X CH 84<br>1-0<br>1-H<br>HR | 5 | 2 | 2 | 2 | 0 | 0 | 3 |
| 46 Garrett Jones, L (1, 7)<br>OBP: 0.333, SLG: 1.000<br>(8, 9) | | X FF 88<br>0-0<br>23<br>1B<br>2B<br>X CH 81<br>0-0<br>1-H<br>23<br>2B<br>3B | | | B FF 95<br>S CH 80<br>S CH 81<br>X CH 82<br>1-2 ①<br>L1 | | B SL 84<br>F SL 82<br>F SI 88<br>F CH 78<br>B CU 77<br>F SI 89<br>B SL 82<br>X SI 89<br>3-2<br>HR | | B CU 81<br>B CU 79<br>C CU 79<br>B FF 92<br>F FF 92<br>X CU 80<br>3-2 ①<br>G4-3 | 5 | 3 | 3 | 2 | 0 | 0 | 0 |
| 15 Andy LaRoche, R (1, 5)<br>OBP: 0.352, SLG: 0.390 | | B FF 88<br>B FF 90<br>B FF 88<br>C FF 89<br>C SL 82<br>B FF 90<br>4-2<br>23<br>1B<br>22<br>HBP<br>BB | C FF 86<br>S CH 86<br>B SL 83<br>F FF 86<br>S SL 81<br>1-3 ①<br>K | | B FF 96<br>F FF 95<br>B FF 94<br>B FF 96<br>X FF 93<br>3-1 ②<br>F7 | | C SI 88<br>S CU 74<br>B CU 75<br>F SI 88<br>C CU 75<br>1-3 ③<br>K | | B CU 81<br>S CU 80<br>B FF 92<br>B CU 80<br>X FF 92<br>3-1 ②<br>P4 | 4 | 1 | 0 | 0 | 1 | 2 | 1 |
| 23 Robinzon Diaz, R (1, 2)<br>OBP: 0.306, SLG: 0.373 | | X SL 83<br>0-0<br>22<br>HBP<br>5<br>BB<br>2<br>SF7<br>1-3<br>2-H<br>1B | B FF 86<br>X CU 74<br>1-0<br>5<br>G4-3<br>3-H<br>2B | | F FF 95<br>B CU 80<br>C FF 96<br>X FF 96<br>1-2 ③<br>G4-3 | | | H CU 73<br>1-0<br>22<br>FC6-5<br>5<br>G3<br>HBP | B CU 82<br>B CU 78<br>S CU 80<br>F FF 92<br>B CH 85<br>X CU 80<br>3-2<br>5<br>1B<br>1B | 4 | 1 | 3 | 2 | 0 | 0 | 0 |
| 5 Ramón Vázquez, L (1, 4)<br>OBP: 0.360, SLG: 0.266<br>55 Matt Capps, R (10, 1) | | F FF 90<br>F CH 80<br>B FF 89<br>D CU 77<br>B CH 83<br>B CH 83<br>4-2<br>2<br>SF7<br>22<br>HBP<br>1-2<br>BB | B SI 85<br>X SI 84<br>1-0 ②<br>G4-3<br>2-3 | | | X FF 95<br>0-0<br>1B | | B FF 87<br>C SI 87<br>S FF 81<br>B SI 88<br>X CU 80<br>2-2 ①<br>G3<br>1-2 | B FF 92<br>C FF 92<br>X FF 93<br>1-1<br>1-3<br>1B | 4<br>0 | 0<br>0 | 2<br>0 | 0<br>0 | 1<br>0 | 0<br>0 | 2<br>0 |
| 28 Paul Maholm, L (1, 1)<br>OBP: 0.171, SLG: 0.188<br>27 Jeff Karstens, R (5, 1)<br>OBP: 0.167, SLG: 0.063<br>18 Jeff Salazar, L (6, PH)<br>47 Evan Meek, R (7, 1)<br>44 Brandon Moss, L (8, 7)<br>OBP: 0.317, SLG: 0.374 | | B FF 90<br>C FF 89<br>S FF 87<br>S FF 90<br>1-3 ①<br>K | B SI 85<br>F SI 83<br>F FF 81<br>X FF 84<br>1-2 ③<br>G6-3 | | | X FF 92<br>0-0 ①<br>F9 | | F SI 90<br>B SI 89<br>2 SAFE<br>B CU 75<br>F SI 91<br>B CU 75<br>D SI 90<br>4-2<br>22<br>FC6-5<br>BB | B FF 92<br>S CH 86<br>S CH 88<br>F FF 95<br>X FF 93<br>1-2 ③<br>L4 | 2<br>0<br>1<br>0<br>1 | 0<br>0<br>0<br>0<br>0 | 0<br>0<br>0<br>0<br>0 | 0<br>0<br>0<br>0<br>1 | 1<br>0<br>0<br>0<br>0 | 4<br>0<br>1<br>0<br>2 | |
| Inning Stats | R: 0<br>E: 0<br>K: 0<br>S: 8<br>H: 1<br>LOB: 1<br>BB: 0<br>P: 13 | R: 3<br>E: 0<br>K: 1<br>S: 12<br>H: 2<br>LOB: 2<br>BB: 2<br>P: 26 | R: 2<br>E: 0<br>K: 1<br>S: 11<br>H: 3<br>LOB: 1<br>BB: 0<br>P: 16 | R: 0<br>E: 0<br>K: 0<br>S: 10<br>H: 0<br>LOB: 1<br>BB: 1<br>P: 19 | R: 0<br>E: 0<br>K: 0<br>S: 8<br>H: 0<br>LOB: 0<br>BB: 0<br>P: 13 | R: 0<br>E: 0<br>K: 1<br>S: 7<br>H: 1<br>LOB: 1<br>BB: 0<br>P: 8 | R: 1<br>E: 0<br>K: 2<br>S: 15<br>H: 1<br>LOB: 0<br>BB: 0<br>P: 23 | R: 0<br>E: 0<br>K: 1<br>S: 10<br>H: 0<br>LOB: 2<br>BB: 1<br>P: 20 | R: 2<br>E: 0<br>K: 0<br>S: 18<br>H: 4<br>LOB: 2<br>BB: 0<br>P: 30 | R: 0<br>E: 0<br>K: 1<br>S: 12<br>H: 0<br>LOB: 0<br>BB: 0<br>P: 16 | 1B: 6<br>2B: 3<br>3B: 1<br>HR: 2<br>SF: 1<br>SAC: 1<br>DP: 1<br>HBP: 3 | | | | | | |

| PITCHER | IP | WLS | BF | H | R | ER | SO | BB | IBB | HBP | BLK | WP | HR | S | P | ERA | WHIP |
|---|---|---|---|---|---|---|---|---|---|---|---|---|---|---|---|---|---|
| 44 Tim Redding, R (1, 1)<br>ERA: 6.99 | 2.1 | | 16 | 6 | 5 | 5 | 2 | 2 | 0 | 1 | 0 | 0 | 0 | 27 | 49 | 19.29 | 3.429 |
| 48 Pat Misch, L (3, 1)<br>ERA: 5.4 | 0.2 | | 2 | 0 | 0 | 0 | 0 | 0 | 0 | 0 | 0 | 0 | 0 | 4 | 6 | 0.00 | 0.000 |
| 64 Elmer Dessens, R (4, 1)<br>ERA: 3.86 | 1.0 | | 4 | 0 | 0 | 0 | 0 | 1 | 0 | 1 | 0 | 0 | 0 | 10 | 19 | 0.00 | 1.000 |
| 43 Brian Stokes, R (5, 1)<br>ERA: 3.78 | 2.0 | | 7 | 1 | 0 | 0 | 1 | 0 | 0 | 0 | 0 | 0 | 0 | 15 | 21 | 0.00 | 0.500 |
| 25 Pedro Feliciano, L (7, 1)<br>ERA: 2.78 | 0.2 | H | 3 | 1 | 1 | 1 | 1 | 0 | 0 | 0 | 0 | 0 | 1 | 11 | 18 | 13.50 | 1.500 |

| PITCHER | IP | WLS | BF | H | R | ER | SO | BB | IBB | HBP | BLK | WP | HR | S | P | ERA | WHIP |
|---|---|---|---|---|---|---|---|---|---|---|---|---|---|---|---|---|---|
| 50 Sean Green, R (7, 1)<br>ERA: 5.0 | 1.1 | H | 6 | 0 | 0 | 0 | 2 | 1 | 0 | 1 | 0 | 0 | 0 | 14 | 25 | 0.00 | 0.750 |
| 75 Francisco Rodríguez, R (9, 1)<br>ERA: 1.59 | 2.0 | W | 10 | 4 | 2 | 2 | 1 | 0 | 0 | 0 | 0 | 0 | 1 | 30 | 46 | 9.00 | 2.000 |

# BOTTOM

## New York Mets @ Pittsburgh Pirates

PNC Park, Pittsburgh, PA

Thu Jul 02 2009, 12:35 PM EDT

Att. 14,321 - Partly Cloudy - 65 F

livebaseballscorecards.com

| | |
|---|---|
| AB | 39 |
| R | 8 |
| H | 12 |
| RBI | 8 |
| BB | 4 |
| SO | 7 |
| LOB | 22 |

| | | | |
|---|---|---|---|
| WP: 0 | | PA: | 48 |
| PB: 0 | | | |
| SB: 0 | | | |
| CS: 0 | | | |

# Pittsburgh Pirates @ Florida Marlins

Land Shark Stadium, Miami, FL

Fri Jul 03 2009, 6:10 PM EDT

Att. 16,114 - Cloudy - 85 F

livebaseballscorecards.com

| Batter | 1 | 2 | 3 | 4 | 5 | 6 | 7 | 8 | 9 | AB | R | H | RBI | BB | SO | LOB |
|---|---|---|---|---|---|---|---|---|---|---|---|---|---|---|---|---|
| 22 Andrew McCutchen, R (1, 8)<br>OBP: 0.341, SLG: 0.455 | F7 | | 2 E, 2 S, 44 FC4-6, 1B | | K | | 2, 2B, 1-3, 2-H, 2B | | FC6-4, 1-2f | 5 | 2 | 2 | 1 | 0 | 1 | 1 |
| 2 Jack Wilson, R (1, 6)<br>OBP: 0.307, SLG: 0.407 | G6-3 | | E6, 44 FC4-6, 1-3 | | | G6-3 | 44 G4-3, 2B, 2-H, 3-H | | P4 | 5 | 0 | 1 | 2 | 0 | 0 | 2 |
| 44 Brandon Moss, L (1, 9)<br>OBP: 0.314, SLG: 0.385 | HR | | FC4-6, 25 CS, 1-2f, 3-H | | | F7 | G4-3, 2-3 | | K | 5 | 1 | 1 | 2 | 0 | 1 | 3 |
| 25 Adam LaRoche, L (1, 3)<br>OBP: 0.358, SLG: 0.486 | G1-3 | | K, 1-2 | | | 46 BB, 1B | K | | | 4 | 0 | 1 | 0 | 0 | 2 | 2 |
| 46 Garrett Jones, L (1, 7)<br>OBP: 0.308, SLG: 0.750 | | G4-3 | | F7 | | 15 FC6-4, 1-2, BB | | F8 | | 3 | 0 | 0 | 0 | 1 | 0 | 0 |
| 15 Andy LaRoche, R (1, 5)<br>OBP: 0.354, SLG: 0.389 | | 5 HR, BB | | G4-3 | | FC6-4, 1-2f | | 1B | | 3 | 1 | 1 | 0 | 1 | 0 | 2 |
| 5 Ramón Vázquez, L (1, 4)<br>OBP: 0.365, SLG: 0.299 | | HR, 1-H | | G4-3 | | | 35 FC7-4, BB | F8 | | 3 | 1 | 1 | 2 | 1 | 0 | 1 |
| 35 Jason Jaramillo, S (1, 2)<br>OBP: 0.335, SLG: 0.406 | | G1-3 | | | P6 | | FC7-4, 24 1B, 22 2B, 1-2f | P3 | | 4 | 1 | 0 | 0 | 0 | 0 | 2 |
| 37 Charlie Morton, R (1, 1)<br>24 Delwyn Young, S (7, PH)<br>OBP: 0.397, SLG: 0.405<br>52 Joel Hanrahan, R (7, 1)<br>34 John Grabow, L (8, 1)<br>51 Steve Pearce, R (9, PH)<br>OBP: 0.333, SLG: 0.286<br>27 Jeff Karstens, R (9, 1)<br>OBP: 0.167, SLG: 0.063 | | G5-3 | | | G5-3 | | 22 2B, 2, 2B, 1-2, 1B | | 22 FC6-4, BB | 2<br>1<br>0<br>0<br>0<br>0 | 0<br>1<br>0<br>0<br>0<br>0 | 0<br>1<br>0<br>0<br>0<br>0 | 0<br>0<br>0<br>0<br>0<br>0 | 0<br>0<br>0<br>0<br>1<br>0 | 0<br>0<br>0<br>0<br>0<br>0 | 0<br>0<br>0<br>0<br>0<br>0 |
| Inning Stats | R: 1 E: 0 K: 0 S: 7 H: 1 LOB: 0 BB: 0 P: 13 | R: 2 E: 0 K: 0 S: 9 H: 1 LOB: 0 BB: 1 P: 15 | R: 1 E: 1 K: 1 S: 15 H: 1 LOB: 0 BB: 0 P: 19 | R: 0 E: 0 K: 0 S: 4 H: 0 LOB: 0 BB: 0 P: 7 | R: 0 E: 0 K: 1 S: 7 H: 0 LOB: 0 BB: 0 P: 9 | R: 0 E: 0 K: 0 S: 13 H: 1 LOB: 2 BB: 1 P: 20 | R: 3 E: 0 K: 1 S: 19 H: 3 LOB: 1 BB: 1 P: 32 | R: 0 E: 0 K: 0 S: 11 H: 1 LOB: 1 BB: 0 P: 17 | R: 0 E: 0 K: 1 S: 8 H: 0 LOB: 1 BB: 1 P: 14 | 1B: 4 2B: 2 3B: 0 HR: 2 SF: 0 SAC: 0 DP: 0 HBP: 0 | | | | | | |

| TOP | |
|---|---|
| AB | 35 |
| R | 7 |
| H | 8 |
| RBI | 7 |
| BB | 4 |
| SO | 4 |
| LOB | 13 |
| WP: 0 PB: 0 SB: 1 CS: 1 | PA: 39 |

| PITCHER | | IP | WLS | BF | H | R | ER | SO | BB | IBB | HBP | BLK | WP | HR | S | P | ERA | WHIP |
|---|---|---|---|---|---|---|---|---|---|---|---|---|---|---|---|---|---|---|
| 41 Chris Volstad, R<br>ERA: 4.85 | (1, 1) | 3.0 | L | 13 | 3 | 4 | 4 | 1 | 1 | 0 | 0 | 0 | 0 | 2 | 31 | 47 | 12.00 | 1.333 |
| 64 Tim Wood, R<br>ERA: | (4, 1) | 3.0 | | 11 | 1 | 0 | 0 | 1 | 1 | 0 | 0 | 0 | 0 | 0 | 24 | 36 | 0.00 | 0.667 |
| 63 Chris Leroux, R<br>ERA: 11.12 | (7, 1) | 1.0 | | 7 | 3 | 3 | 3 | 1 | 1 | 0 | 0 | 0 | 0 | 0 | 19 | 32 | 27.00 | 4.000 |
| 44 Brian Sanches, R<br>ERA: 1.45 | (8, 1) | 1.0 | | 4 | 1 | 0 | 0 | 0 | 0 | 0 | 0 | 0 | 0 | 0 | 11 | 17 | 0.00 | 1.000 |
| 37 Renyel Pinto, L<br>ERA: 3.14 | (9, 1) | 1.0 | | 4 | 0 | 0 | 0 | 1 | 1 | 0 | 0 | 0 | 0 | 0 | 8 | 14 | 0.00 | 1.000 |

| PITCHER | IP | WLS | BF | H | R | ER | SO | BB | IBB | HBP | BLK | WP | HR | S | P | ERA | WHIP |
|---|---|---|---|---|---|---|---|---|---|---|---|---|---|---|---|---|---|

| Batter | 1 | 2 | 3 | 4 | 5 | 6 | 7 | 8 | 9 | AB | R | H | RBI | BB | SO | LOB |
|---|---|---|---|---|---|---|---|---|---|---|---|---|---|---|---|---|
| 8 Chris Coghlan, L (1, 7)<br>OBP: 0.361, SLG: 0.354 | C FF 94<br>B FF 90<br>B SI 89<br>X FF 94<br>2-1<br>G4-3 ① | | | B FF 89<br>X FF 92<br>1-0<br>G4-3 ① | | B SI 89<br>C SI 90<br>B CH 81<br>B SI 87<br>B FF 91<br>4-1<br>1 FC3-6<br>1-2<br>BB | B FF 94<br>C FF 95<br>B SL 86<br>C FF 94<br>B FF 95<br>D FF 95<br>4-2<br>1-2<br>BB | | C SI 90<br>F SI 90<br>S CU 72<br>0-3<br>K ③ | 3 | 0 | 0 | 0 | 2 | 1 | 0 |
| 1 Emilio Bonifácio, S (1, 5)<br>OBP: 0.294, SLG: 0.298 | B FF 94<br>C SI 90<br>X CH 85<br>1-1<br>G4-3 ② | | | B CH 81<br>L FF 90<br>B CU 78<br>B CH 82<br>C FF 92<br>F FF 89<br>F FF 94<br>C FF 94<br>3-3<br>K ② | | B CU 78<br>B SI 87<br>C FF 90<br>B CH 82<br>C FF 91<br>X FF 92<br>3-2<br>FC3-6 ①<br>1-2f<br>2-3 | C FF 95<br>S FF 96<br>B FF 96<br>F SL 86<br>F SL 86<br>C FF 96<br>1-3<br>K ③ | | | 4 | 0 | 0 | 0 | 0 | 2 | 4 |
| 2 Hanley Ramirez, R (1, 6)<br>OBP: 0.408, SLG: 0.565 | F SI 91<br>C FF 95<br>B CU 80<br>X FF 92<br>1-2<br>G5-3 ③ | | | S FF 93<br>C CU 80<br>C FF 94<br>0-3<br>K ③ | | 1 SAFE<br>B CU 78<br>1 SAFE<br>X CU 79<br>1-0<br>P6 ② | | B FF 89<br>F FF 90<br>B CH 83<br>F FF 91<br>X CH 83<br>2-2<br>G6-3 ① | | 4 | 0 | 0 | 0 | 0 | 1 | 2 |
| 3 Jorge Cantu, R (1, 3)<br>OBP: 0.332, SLG: 0.450 | | C FF 93<br>X FF 94<br>0-1<br>F9 ① | | | B SI 89<br>B CH 82<br>B FF 90<br>B FF 92<br>4-0<br>12 27<br>FC6-4 1B<br>BB | B FF 89<br>S CH 82<br>1 SAFE<br>X FF 93<br>1-1<br>F7 ③ | | X FF 91<br>0-0<br>F7 ② | | 3 | 0 | 0 | 0 | 1 | 0 | 2 |
| 27 Jeremy Hermida, L (1, 9)<br>OBP: 0.350, SLG: 0.383 | | B CH 83<br>B SI 90<br>F SI 91<br>F FF 94<br>B FF 94<br>X SI 90<br>3-2<br>F8 ② | | | C SI 88<br>X SI 87<br>0-1<br>12<br>FC6-4<br>1-2<br>1B | | B FF 94<br>B FF 95<br>B FF 94<br>C FF 94<br>X FF 94<br>3-1<br>G3-1 ①<br>C FF 92<br>B SL 84<br>S SL 84<br>F CH 83<br>S CH 83<br>1-3<br>K ③ | | 4 | 0 | 1 | 0 | 0 | 1 | 0 |
| 6 Dan Uggla, R (1, 4)<br>OBP: 0.332, SLG: 0.436 | | C FF 94<br>S CH 82<br>F FF 95<br>S CU 82<br>0-3<br>K ③ | | | B CH 82<br>B SI 89<br>B SI 88<br>C FF 92<br>F SI 93<br>X FF 94<br>3-2<br>F4 ① | | S SL 84<br>B FF 96<br>B FF 95<br>F FF 95<br>B SL 86<br>S FF 95<br>3-3<br>K ② | | B SI 89<br>B SI 88<br>C SI 88<br>F SI 89<br>F SI 90<br>S CU 70<br>2-3<br>K ① | 4 | 0 | 0 | 0 | 0 | 3 | 2 |
| 12 Cody Ross, R (1, 8)<br>OBP: 0.330, SLG: 0.507 | | | C FF 91<br>B<br>F CH 80<br>B FF 88<br>B CH 81<br>B FF 88<br>4-2<br>41<br>B3-6-4<br>BB | | B SI 89<br>C CU 79<br>F CU 79<br>X FF 93<br>1-2<br>FC6-4 ②<br>1-2f<br>2-3 | | B FF 95<br>X FF 95<br>1-0<br>21<br>2B<br>2B | | B SI 89<br>C SI 89<br>B SL 78<br>X SI 88<br>2-1<br>21<br>HR<br>2B | 3 | 2 | 2 | 0 | 1 | 0 | 2 |
| 21 John Baker, L (1, 2)<br>OBP: 0.325, SLG: 0.417 | | | X<br>0-0<br>P5 ① | | C SI 89<br>S CU 79<br>B FF 94<br>B FF 94<br>S CU 80<br>2-3<br>K ③ | | C FF 95<br>X SL 84<br>0-1<br>7<br>1B<br>2-H<br>2B | | B SI 90<br>F SI 89<br>X CH 78<br>1-1<br>2-H<br>HR | 4 | 2 | 2 | 3 | 0 | 1 | 3 |
| 41 Chris Volstad, R (1, 1)<br>OBP: 0.069, SLG: 0.069<br>64 Tim Wood, R (4, 1)<br>11 Alejandro De Aza, L (6, PH)<br>OBP: 0.375, SLG: 0.316<br>63 Chris Leroux, L (7, 1)<br>7 Ross Gload, L (7, PH)<br>OBP: 0.354, SLG: 0.427<br>44 Brian Sanches, R (8, 1)<br>37 Renyel Pinto, L (9, 1)<br>18 Wes Helms, R (9, PH)<br>OBP: 0.286, SLG: 0.297 | | | B SI 89<br>B FF 89<br>X FF 89<br>2-0<br>B3-6-4 ② ③<br>1-2f | | | C CH 82<br>S CH 81<br>B FF 93<br>F CU 78<br>B CH 82<br>F CU 82<br>B CH 82<br>B FF 93<br>4-2<br>1 8<br>FC3-6 BB<br>BB | C FF 95<br>X FF 95<br>0-1<br>8<br>BB<br>2-H<br>1B | | C SI 90<br>C CH 79<br>B SI 90<br>F CU 69<br>F SI 91<br>X SL 79<br>1-2<br>G1-4-3 ② | 1<br>0<br>0<br>0<br>1<br>0<br>0<br>0 | 0<br>0<br>0<br>0<br>0<br>0<br>0<br>0 | 0<br>0<br>0<br>0<br>1<br>0<br>1<br>0 | 0<br>0<br>0<br>0<br>0<br>0<br>1<br>0 | 0<br>0<br>0<br>0<br>0<br>0<br>0<br>0 | 0<br>0<br>0<br>0<br>0<br>0<br>0<br>0 | 1<br>0<br>0<br>0<br>0<br>0<br>0<br>0 |
| Inning Stats | R: 0<br>E: 0<br>K: 0<br>S: 7<br>H: 0<br>LOB: 0<br>BB: 0<br>P: 11 | R: 0<br>E: 0<br>K: 1<br>S: 9<br>H: 0<br>LOB: 0<br>BB: 0<br>P: 12 | R: 0<br>E: 0<br>K: 0<br>S: 4<br>H: 0<br>LOB: 0<br>BB: 1<br>P: 10 | R: 0<br>E: 0<br>K: 2<br>S: 9<br>H: 0<br>LOB: 0<br>BB: 0<br>P: 13 | R: 0<br>E: 0<br>K: 1<br>S: 11<br>H: 1<br>LOB: 2<br>BB: 1<br>P: 21 | R: 0<br>E: 0<br>K: 0<br>S: 11<br>H: 0<br>LOB: 2<br>BB: 2<br>P: 24 | R: 2<br>E: 0<br>K: 2<br>S: 17<br>H: 3<br>LOB: 2<br>BB: 1<br>P: 29 | R: 0<br>E: 0<br>K: 1<br>S: 8<br>H: 0<br>LOB: 0<br>BB: 0<br>P: 11 | R: 2<br>E: 0<br>K: 2<br>S: 16<br>H: 2<br>LOB: 0<br>BB: 0<br>P: 22 | 1B: 2<br>2B: 3<br>3B: 0<br>HR: 1<br>SF: 0<br>SAC: 0<br>DP: 1<br>HBP: 0 | | | | | | |

| PITCHER | | IP | WLS | BF | H | R | ER | SO | BB | IBB | HBP | BLK | WP | HR | S | P | ERA | WHIP |
|---|---|---|---|---|---|---|---|---|---|---|---|---|---|---|---|---|---|---|
| 37 Charlie Morton, R<br>ERA: 2.65 | (1, 1) | 6.0 | W | 22 | 1 | 0 | 0 | 4 | 4 | 0 | 0 | 0 | 0 | 0 | 51 | 91 | 0.00 | 0.833 |
| 52 Joel Hanrahan, R<br>ERA: 7.79 | (7, 1) | 1.0 | | 7 | 3 | 2 | 2 | 2 | 1 | 0 | 0 | 0 | 0 | 0 | 17 | 29 | 18.00 | 4.000 |
| 34 John Grabow, L<br>ERA: 3.65 | (8, 1) | 1.0 | | 3 | 0 | 0 | 0 | 1 | 0 | 0 | 0 | 0 | 0 | 0 | 8 | 11 | 0.00 | 0.000 |
| 27 Jeff Karstens, R<br>ERA: 4.99 | (9, 1) | 1.0 | | 5 | 2 | 2 | 2 | 2 | 0 | 0 | 0 | 0 | 0 | 1 | 16 | 22 | 18.00 | 2.000 |

| PITCHER | IP | WLS | BF | H | R | ER | SO | BB | IBB | HBP | BLK | WP | HR | S | P | ERA | WHIP |
|---|---|---|---|---|---|---|---|---|---|---|---|---|---|---|---|---|---|

# BOTTOM

# Pittsburgh Pirates @ Florida Marlins

## Land Shark Stadium, Miami, FL

Fri Jul 03 2009, 6:10 PM EDT
Att. 16,114 - Cloudy - 85 F

livebaseballscorecards.com

| | |
|---|---|
| AB | 32 |
| R | 4 |
| H | 6 |
| RBI | 4 |
| BB | 5 |
| SO | 9 |
| LOB | 16 |

| Batter | 1 | 2 | 3 | 4 | 5 | 6 | 7 | 8 | 9 | AB | R | H | RBI | BB | SO | LOB |
|---|---|---|---|---|---|---|---|---|---|---|---|---|---|---|---|---|
| 22 Andrew McCutchen, R (1, 8)<br>OBP: 0.346, SLG: 0.452 | C FF 91<br>B SL 75<br>X FF 93<br>1-1 ①<br>G5-3 | | B FF 93<br>B FF 90<br>B FF 91<br>C FF 90<br>F FF 91<br>F FF 95<br>B SL 76<br>4-2<br>BB | | D CH 82<br>D CH 83<br>2-0 ③<br>2-4<br>1-2 | B FF 90<br>C CH 80<br>C FF 90<br>B FF 94<br>X FF 93<br>2-2<br>2<br>SH3<br>24<br>1B<br>1B | | C SI 88<br>B SL 79<br>B SL 83<br>B SI 89<br>S SI 89<br>S SI 90<br>3-3 ①<br>K | | 3 | 1 | 1 | 0 | 1 | 1 | 0 |
| 2 Jack Wilson, R (1, 6)<br>OBP: 0.303, SLG: 0.402 | B FF 92<br>C FF 90<br>B FF 94<br>B FF 92<br>X FF 92<br>3-1 ②<br>F8 | | C FF 90<br>F FF 91<br>X FF 96<br>0-2 ③<br>G3-1 | | | X FF 93<br>0-0 ①<br>SH3<br>1-2 | | F FF 89<br>F SI 89<br>F SI 90<br>S SI 90<br>0-3 ②<br>K | | 3 | 0 | 0 | 0 | 0 | 1 | 2 |
| 24 Delwyn Young, S (1, 9)<br>OBP: 0.400, SLG: 0.417 | C FF 94<br>B FF 94<br>X CH 85<br>1-1 ③<br>L9 | | | B FF 88<br>C FF 88<br>B SL 76<br>X FF 88<br>2-1 ①<br>F7 | | B FF 92<br>B FF 89<br>X FF 91<br>2-0<br>25<br>G5-4-3<br>2-H<br>1B | | X SI 89<br>0-0<br>2B | | 4 | 0 | 2 | 1 | 0 | 0 | 0 |
| 25 Adam LaRoche, L (1, 3)<br>OBP: 0.354, SLG: 0.479 | | B FF 88<br>C FF 89<br>C FF 91<br>B SL 77<br>S FF 93<br>2-3 ①<br>K | | C FF 89<br>T SL 75<br>B FF 92<br>S SL 77<br>1-3 ②<br>K | | F FF 90<br>B FF 92<br>1 SAFE<br>B FF 90<br>F FF 90<br>X FF 92<br>2-2 ②③<br>G5-4-3<br>1-2f | | B SI 90<br>F SI 88<br>C FF 88<br>B CH 81<br>F CH 80<br>S CH 82<br>2-3 ③<br>K | | 4 | 0 | 0 | 0 | 0 | 3 | 2 |
| 46 Garrett Jones, L (1, 7)<br>OBP: 0.294, SLG: 0.813 | | B FF 91<br>C FF 90<br>F FF 91<br>B SL 77<br>S FF 93<br>2-3 ②<br>K | | B SL 74<br>C FF 90<br>F FF 90<br>B FF 93<br>B SL 76<br>X SL 76<br>3-2 ③<br>G3 | | | X FF 87<br>0-0<br>HR | | B FF 88<br>S FF 89<br>X SL 85<br>1-1 ①<br>F7 | 4 | 1 | 1 | 1 | 0 | 1 | 0 |
| 15 Andy LaRoche, R (1, 5)<br>OBP: 0.355, SLG: 0.402 | | B FF 91<br>B CH 83<br>S FF 91<br>S FF 91<br>C SL 80<br>2-3 ③<br>K | | | X FF 89<br>0-0<br>HR | | C CH 82<br>B CH 84<br>X FF 91<br>1-1<br>23<br>G1-4-3<br>1B | | C FF 90<br>B CH 79<br>T CH 80<br>F CH 80<br>T FF 92<br>1-2 ②<br>K | 4 | 1 | 2 | 1 | 0 | 2 | 0 |
| 23 Robinzon Diaz, R (1, 2)<br>OBP: 0.313, SLG: 0.377 | | | X FF 88<br>0-0<br>57<br>SH1-3<br>1B | | X FF 90<br>0-0<br>5<br>FC4-6<br>1B | | C FF 93<br>1 SAFE<br>X FF 93<br>0-1 ①②<br>G1-4-3<br>1-2f | | B FF 88<br>F FF 90<br>S CH 81<br>X CH 81<br>1-2 ③<br>F9 | 4 | 0 | 2 | 0 | 0 | 0 | 1 |
| 5 Ramón Vázquez, L (1, 4)<br>OBP: 0.364, SLG: 0.300 | | | X FF 88<br>0-0 ①<br>F9 | | B FF 91<br>C FF 90<br>D SL 78<br>X FF 91<br>2-1 ①<br>FC4-6<br>22<br>2-4<br>1-2f | | F FF 92<br>B SL 76<br>C SL 75<br>B SL 78<br>B SL 77<br>X FF 92<br>3-2<br>1B | | | 3 | 0 | 1 | 0 | 0 | 0 | 2 |
| 57 Zach Duke, L (1, 1)<br>OBP: 0.294, SLG: 0.323<br>51 Steve Pearce, R (7, PH)<br>OBP: 0.333, SLG: 0.286<br>44 Brandon Moss, L (7, PH)<br>OBP: 0.313, SLG: 0.383<br>47 Evan Meek, R (7, 1)<br>43 Jesse Chavez, R (8, 1) | | | X CH 83<br>0-0 ②<br>SH1-3<br>1-2 | | 1 SAFE<br>B CH 84<br>X CH 84<br>1-0 ②<br>B1 | | C SI 88<br>1 SAFE<br>S FO 79<br>S FO 80<br>0-3 ③<br>K | | | 1<br>0<br>1<br>0<br>0 | 0<br>0<br>0<br>0<br>0 | 0<br>0<br>0<br>0<br>0 | 0<br>0<br>0<br>0<br>0 | 0<br>0<br>1<br>0<br>0 | 0<br>0<br>1<br>0<br>0 | 1<br>0<br>1<br>0<br>0 |
| Inning Stats | R: 0<br>E: 0<br>K: 0<br>S: 6<br>H: 0<br>LOB: 0<br>BB: 0<br>P: 11 | R: 0<br>E: 0<br>K: 3<br>S: 9<br>H: 0<br>LOB: 0<br>BB: 0<br>P: 15 | R: 0<br>E: 0<br>K: 0<br>S: 9<br>H: 1<br>LOB: 2<br>BB: 1<br>P: 13 | R: 0<br>E: 0<br>K: 1<br>S: 8<br>H: 0<br>LOB: 0<br>BB: 0<br>P: 14 | R: 1<br>E: 0<br>K: 0<br>S: 5<br>H: 2<br>LOB: 1<br>BB: 0<br>P: 10 | R: 1<br>E: 0<br>K: 0<br>S: 8<br>H: 2<br>LOB: 0<br>BB: 0<br>P: 14 | R: 1<br>E: 0<br>K: 1<br>S: 11<br>H: 3<br>LOB: 1<br>BB: 0<br>P: 15 | R: 0<br>E: 0<br>K: 3<br>S: 12<br>H: 1<br>LOB: 1<br>BB: 0<br>P: 17 | R: 0<br>E: 0<br>K: 1<br>S: 9<br>H: 0<br>LOB: 0<br>BB: 0<br>P: 12 | 1B: 6<br>2B: 1<br>3B: 0<br>HR: 2<br>SF: 0<br>SAC: 2<br>DP: 2<br>HBP: 0 | | | | | | |

| PITCHER | | IP | WLS | BF | H | R | ER | SO | BB | IBB | HBP | BLK | WP | HR | S | P | ERA | WHIP |
|---|---|---|---|---|---|---|---|---|---|---|---|---|---|---|---|---|---|---|
| 23 Andrew Miller, L<br>ERA: 4.42 | (1, 1) | 6.2 | W | 27 | 8 | 3 | 3 | 4 | 1 | 0 | 0 | 0 | 0 | 2 | 53 | 89 | 4.05 | 1.350 |
| 44 Brian Sanches, R<br>ERA: 1.37 | (7, 1) | 1.0 | H | 4 | 1 | 0 | 0 | 3 | 0 | 0 | 0 | 0 | 0 | 0 | 11 | 14 | 0.00 | 1.000 |
| 37 Renyel Pinto, L<br>ERA: 3.1 | (8, 1) | 0.1 | H | 1 | 0 | 0 | 0 | 1 | 0 | 0 | 0 | 0 | 0 | 0 | 4 | 6 | 0.00 | 0.000 |
| 53 Dan Meyer, L<br>ERA: 1.89 | (9, 1) | 1.0 | S | 3 | 0 | 0 | 0 | 1 | 0 | 0 | 0 | 0 | 0 | 0 | 9 | 12 | 0.00 | 0.000 |

| PITCHER | IP | WLS | BF | H | R | ER | SO | BB | IBB | HBP | BLK | WP | HR | S | P | ERA | WHIP |
|---|---|---|---|---|---|---|---|---|---|---|---|---|---|---|---|---|---|

# TOP

## Pittsburgh Pirates @ Florida Marlins

Land Shark Stadium, Miami, FL

Sat Jul 04 2009, 6:10 PM EDT
Att. 25,303 - Partly Cloudy - 87 F

livebaseballscorecards.com

| | |
|---|---|
| AB | 31 |
| R | 3 |
| H | 9 |
| RBI | 3 |
| BB | 1 |
| SO | 9 |
| LOB | 9 |

| Batter | 1 | 2 | 3 | 4 | 5 | 6 | 7 | 8 | 9 | AB | R | H | RBI | BB | SO | LOB |
|---|---|---|---|---|---|---|---|---|---|---|---|---|---|---|---|---|
| 1 Emilio Bonifácio, S (1, 5)<br>OBP: 0.302, SLG: 0.313 | B SI 89<br>X SI 89<br>1-0<br>2<br>HR<br>1B | | B CH 82<br>X FF 89<br>1-0<br>27 CS<br>27 S<br>1B | | C CU 72<br>X FF 87<br>0-1<br>1B | | B SI 93<br>C SI 90<br>B FF 92<br>S FF 90<br>F SI 92<br>B CU 79<br>F SI 93<br>X FF 92<br>3-2<br>2<br>G1-6-3<br>3B | | | 4 | 2 | 4 | 0 | 0 | 0 | 0 |
| 27 Jeremy Hermida, L (1, 7)<br>OBP: 0.352, SLG: 0.380<br>11 Alejandro De Aza, L (7, PR)<br>OBP: 0.375, SLG: 0.316 (8, 7) | 1 SAFE<br>C FF 88<br>S SL 81<br>S SL 80<br>0-3<br>K<br>① | | 1 SAFE<br>D SL 80<br>C SL 80<br>F SL 79<br>D SL 80<br>F SL 79<br>B CU 74<br>F CU 74<br>D FF 90<br>4-2<br>2<br>1B<br>1-3<br>BB<br>② | | C SL 81<br>1 SAFE<br>B SL 80<br>C SI 88<br>1 SAFE<br>F SI 89<br>D SL 80<br>C SL 80<br>2-3<br>K<br>② | | C FF 91<br>B SI 94<br>S CU 80<br>D CH 83<br>B SI 93<br>F FF 92<br>F SI 93<br>B SI 93<br>4-2<br>2<br>G1-6-3<br>BB | | | 2<br>0 | 0<br>0 | 0<br>0 | 0<br>0 | 2<br>0 | 2<br>0 | 2<br>0 |
| 2 Hanley Ramirez, R (1, 6)<br>OBP: 0.409, SLG: 0.574 | 1 SAFE<br>1 SAFE<br>1 SAFE<br>X CH 81<br>0-0<br>1-H<br>HR | | B CU 73<br>C FF 89<br>B SI 89<br>F CU 74<br>B FF 90<br>X SI 90<br>3-2<br>1-3<br>1B | | X SI 88<br>0-0<br>F8<br>③ | | X CU 80<br>0-0<br>G1-6-3<br>1-2f<br>3-H<br>①<br>② | | | 4 | 1 | 2 | 2 | 0 | 0 | 2 |
| 3 Jorge Cantu, R (1, 3)<br>OBP: 0.331, SLG: 0.451 | B SI 88<br>B SI 89<br>B CH 82<br>C SI 89<br>X SI 88<br>3-1<br>G6-3<br>② | | C CU 75<br>B FF 89<br>C CU 74<br>F FF 89<br>X CH 80<br>1-2<br>G5-3<br>③ | | | C CU 74<br>X FF 88<br>0-1<br>25 BB<br>23 WP<br>2B | B FF 96<br>S CU 80<br>S CU 83<br>S CU 84<br>1-3<br>K<br>③ | | | 4 | 1 | 1 | 0 | 0 | 1 | 3 |
| 6 Dan Uggla, R (1, 4)<br>OBP: 0.331, SLG: 0.434 | C SI 89<br>B CU 73<br>X CU 73<br>1-1<br>F7<br>③ | | | C SI 88<br>B CU 73<br>B FF 89<br>F SI 89<br>B FF 89<br>F CH 82<br>X CU 74<br>3-2<br>12<br>1B<br>29<br>G6-4-3<br>1B | | B CU 72<br>F CU 72<br>X CU 72<br>1-1<br>F7<br>① | | X FF 92<br>0-0<br>G6-3<br>① | | 4 | 1 | 1 | 0 | 0 | 0 | 1 |
| 12 Cody Ross, R (1, 8)<br>OBP: 0.336, SLG: 0.507 | | C SI 88<br>X CH 82<br>0-1<br>L1<br>① | | D CU 73<br>X FF 88<br>1-0<br>29<br>G6-4-3<br>1-3<br>1B | | C CU 72<br>D SL 79<br>B SI 89<br>B CU 74<br>D SL 79<br>4-1<br>23 WP<br>25 BB<br>BB | | B FC 90<br>B FC 89<br>B FF 94<br>B FF 94<br>4-0<br>29<br>WP<br>BB | | 2 | 0 | 1 | 0 | 2 | 0 | 0 |
| 29 Ronny Paulino, R (1, 2)<br>OBP: 0.321, SLG: 0.400 | | C SI 89<br>X SI 89<br>0-1<br>G3<br>② | | X CH 81<br>0-0<br>G6-4-3<br>1-2f<br>3-H<br>①<br>② | | F SI 88<br>D CU 73<br>X SI 88<br>1-1<br>P3<br>② | | B FF 93<br>B CH 90<br>B FF 94<br>C FF 93<br>X FF 93<br>3-1<br>F8<br>1-2<br>② | | 4 | 0 | 0 | 0 | 0 | 0 | 4 |
| 25 Brett Carroll, R (1, 9)<br>OBP: 0.333, SLG: 0.439 | | C SI 90<br>B CU 73<br>B CU 72<br>F CH 82<br>F FF 89<br>X CU 74<br>2-2<br>G6-3<br>③ | | X SI 90<br>0-0<br>F9<br>③ | | B SI 88<br>C SI 88<br>B SI 88<br>B SI 88<br>B SI 88<br>4-1<br>23<br>WP<br>1-2<br>2-3<br>BB | | C FF 93<br>F FF 93<br>X FC 89<br>0-2<br>F9<br>③ | | 3 | 0 | 0 | 0 | 1 | 0 | 1 |
| 23 Andrew Miller, L (1, 1)<br>OBP: 0.091, SLG: 0.091<br>44 Brian Sanches, R (7, 1)<br>37 Renyel Pinto, L (8, 1)<br>53 Dan Meyer, R (9, 1) | | | C FF 88<br>M FF 88<br>S CU 73<br>0-3<br>K<br>① | | C FF 87<br>B CU 70<br>F SI 87<br>B FF 87<br>F FF 89<br>B CU 72<br>T SI 88<br>3-2<br>K<br>① | | S SL 82<br>S SL 80<br>F SL 79<br>B SL 81<br>F SI 90<br>S CU 73<br>1-3<br>K<br>1-2<br>2-3<br>3-H<br>③ | | | 3<br>0<br>0<br>0 | 0<br>0<br>0<br>0 | 0<br>0<br>0<br>0 | 0<br>0<br>0<br>0 | 0<br>0<br>0<br>0 | 3<br>0<br>0<br>0 | 2<br>0<br>0<br>0 |
| Inning Stats | R: 2<br>E: 0<br>K: 1<br>S: 9<br>H: 2<br>LOB: 0<br>BB: 0<br>P: 14 | R: 0<br>E: 0<br>K: 0<br>S: 8<br>H: 0<br>LOB: 0<br>BB: 0<br>P: 10 | R: 0<br>E: 0<br>K: 1<br>S: 15<br>H: 2<br>LOB: 2<br>BB: 1<br>P: 24 | R: 1<br>E: 0<br>K: 0<br>S: 7<br>H: 2<br>LOB: 0<br>BB: 0<br>P: 11 | R: 0<br>E: 0<br>K: 2<br>S: 11<br>H: 1<br>LOB: 1<br>BB: 0<br>P: 16 | R: 1<br>E: 0<br>K: 1<br>S: 13<br>H: 1<br>LOB: 2<br>BB: 2<br>P: 24 | R: 1<br>E: 0<br>K: 1<br>S: 13<br>H: 1<br>LOB: 1<br>BB: 1<br>P: 21 | R: 0<br>E: 0<br>K: 0<br>S: 6<br>H: 0<br>LOB: 1<br>BB: 1<br>P: 13 | | 1B: 6<br>2B: 1<br>3B: 1<br>HR: 1 | SF: 0<br>SAC: 0<br>DP: 2<br>HBP: 0 | | | | | |

| PITCHER | | IP | WLS | BF | H | R | ER | SO | BB | IBB | HBP | BLK | WP | HR | S | P | ERA | WHIP |
|---|---|---|---|---|---|---|---|---|---|---|---|---|---|---|---|---|---|---|
| 57 Zach Duke, L<br>ERA: 3.28 | (1, 1) | 6.0 | L | 27 | 8 | 4 | 4 | 5 | 3 | 0 | 0 | 0 | 1 | 1 | 63 | 99 | 6.00 | 1.833 |
| 47 Evan Meek, R<br>ERA: 2.93 | (7, 1) | 1.0 | | 4 | 1 | 1 | 1 | 1 | 1 | 0 | 0 | 0 | 0 | 0 | 13 | 21 | 9.00 | 2.000 |
| 43 Jesse Chavez, R<br>ERA: 3.31 | (8, 1) | 1.0 | | 4 | 0 | 0 | 0 | 0 | 1 | 0 | 0 | 0 | 1 | 0 | 6 | 13 | 0.00 | 1.000 |

| PITCHER | IP | WLS | BF | H | R | ER | SO | BB | IBB | HBP | BLK | WP | HR | S | P | ERA | WHIP |
|---|---|---|---|---|---|---|---|---|---|---|---|---|---|---|---|---|---|

# BOTTOM

## Pittsburgh Pirates @ Florida Marlins

Land Shark Stadium, Miami, FL

Sat Jul 04 2009, 6:10 PM EDT
Att. 25,303 - Partly Cloudy - 87 F

livebaseballscorecards.com

| | |
|---|---|
| AB | 30 |
| R | 5 |
| H | 9 |
| RBI | 2 |
| BB | 5 |
| SO | 6 |
| LOB | 15 |

# Pittsburgh Pirates @ Florida Marlins

Land Shark Stadium, Miami, FL

Sun Jul 05 2009, 1:10 PM EDT

Att. 13,287 - Partly Cloudy - 91 F

livebaseballscorecards.com

| Batter | 1 | 2 | 3 | 4 | 5 | 6 | 7 | 8 | 9 | AB | R | H | RBI | BB | SO | LOB |
|---|---|---|---|---|---|---|---|---|---|---|---|---|---|---|---|---|
| 22 Andrew McCutchen, R (1, 8)<br>OBP: 0.350, SLG: 0.454 | B FF 90<br>S FF 90<br>F FF 91<br>X SL 84<br>1-2<br>2 BB 1B | | C SL 81<br>B CU 75<br>F FF 92<br>B FF 92<br>X SL 82<br>2-2<br>44 S 1B | | C FF 92<br>C CU 79<br>B FF 92<br>B FF 94<br>S SL 85<br>2-3 ③ K | | | C FF 92<br>B FF 92<br>C SL 82<br>X FF 93<br>1-2 ② ③<br>G5-4-3<br>1-2r | | 4 | 0 | 2 | 0 | 0 | 1 | 1 |
| 2 Jack Wilson, R (1, 6)<br>OBP: 0.302, SLG: 0.396 | B FF 89<br>1 SAFE<br>B FF 89<br>B FF 89<br>C FF 90<br>B SI 91<br>4-1<br>1-2<br>BB | | 1 SAFE<br>F SI 88<br>B SL 82<br>1 SAFE<br>B SL 82<br>T FF 90<br>1 SAFE<br>S FF 90<br>2-3 ② K | | | S SL 80<br>F FF 90<br>S FF 92<br>0-3 ① K | | | B SI 96<br>C SI 94<br>X FF 96<br>1-1 ①<br>F7 | 3 | 0 | 0 | 0 | 1 | 2 | 1 |
| 44 Brandon Moss, L (1, 9)<br>OBP: 0.311, SLG: 0.377 | X SI 89<br>0-0 ①<br>F9 | | 1 SAFE<br>P PO 83<br>B SI 88<br>C FF 92<br>S SL 83<br>S SL 83<br>2-3 ③ K<br>1-2 | | | B CU 72<br>X FS 86<br>1-0 ②<br>G3 | | | B CH 87<br>B FF 96<br>B SI 94<br>B FF 92<br>4-0<br>25 WP BB | 3 | 0 | 0 | 0 | 1 | 1 | 3 |
| 25 Adam LaRoche, L (1, 3)<br>OBP: 0.350, SLG: 0.472 | C SI 88<br>S SL 84<br>S SL 84<br>0-3 ② K | | | B CU 72<br>F FF 90<br>B SL 82<br>C SL 81<br>F FF 91<br>S SL 82<br>2-3 ① K | | X FF 92<br>0-0 ③<br>G6-3 | | | C SI 95<br>B CH 87<br>X CH 86<br>1-1 ②<br>P6<br>1-2 | 4 | 0 | 0 | 0 | 0 | 2 | 3 |
| 46 Garrett Jones, L (1, 7)<br>OBP: 0.286, SLG: 0.700 | B FF 92<br>X FS 85<br>1-0 ③<br>G3 | | | B FF 92<br>C FF 92<br>F SL 83<br>F FS 86<br>X FF 94<br>1-2<br>15 G4-3 1B | | | F SL 81<br>B CU 74<br>F SL 83<br>B FF 92<br>S SL 83<br>2-3 ① K | | C FF 96<br>S FF 97<br>F SI 96<br>S CH 89<br>0-3 ③ K | 4 | 0 | 1 | 0 | 0 | 2 | 3 |
| 15 Andy LaRoche, R (1, 5) | | C FF 90<br>C SL 83<br>F SL 84<br>B CU 75<br>X SL 83<br>1-2 ①<br>F9 | | C FF 93<br>B SI 89<br>T SL 83<br>X CU 78<br>1-2 ②<br>G4-3<br>1-2 | | | X SL 86<br>0-0 ②<br>G6-3 | | | 3 | 0 | 0 | 0 | 0 | 0 | 1 |
| 5 Ramón Vázquez, L (1, 4)<br>OBP: 0.355, SLG: 0.291 | | B SI 89<br>F SI 88<br>C CU 74<br>F FS 86<br>B FS 87<br>C FF 92<br>2-3 ② K | | F SI 90<br>B CU 75<br>S SL 83<br>S SL 82<br>1-3 ③ K | | | C FF 91<br>B CU 75<br>S SL 85<br>S SL 84<br>1-3 ③ K | | | 3 | 0 | 0 | 0 | 0 | 3 | 1 |
| 35 Jason Jaramillo, S (1, 2)<br>OBP: 0.335, SLG: 0.400 | | B SI 89<br>F FF 92<br>B CU 74<br>F FF 92<br>F SL 82<br>F FS 85<br>F FF 92<br>X CU 77<br>2-2 ③<br>G4-3 | | | C FF 88<br>X FS 83<br>0-1 ①<br>G4-3 | | | B CU 72<br>F FF 90<br>B SL 82<br>B FF 90<br>B FF 89<br>4-1<br>22 G5-4-3 BB | | 2 | 0 | 0 | 0 | 1 | 0 | 0 |
| 49 Ross Ohlendorf, R (1, 1)<br>OBP: 0.059, SLG: 0.030<br>58 Steven Jackson, R (6, 1)<br>51 Steve Pearce, R (8, PH)<br>OBP: 0.300, SLG: 0.250<br>27 Jeff Karstens, R (8, 1)<br>OBP: 0.167, SLG: 0.063 | | | C FF 90<br>X FF 90<br>0-1 ①<br>L9 | | C FF 91<br>B SL 83<br>S SL 83<br>B SL 85<br>C FF 93<br>2-3 ② K | | | C FF 91<br>B SL 82<br>C SL 80<br>D SL 83<br>S SL 84<br>2-3 ① K | | 2<br>0<br>1<br>0 | 0<br>0<br>0<br>0 | 0<br>0<br>0<br>0 | 0<br>0<br>0<br>0 | 1<br>0<br>1<br>0 | 0<br>0<br>1<br>0 | 0<br>0<br>1<br>0 |

| Inning Stats | 1 | 2 | 3 | 4 | 5 | 6 | 7 | 8 | 9 |
|---|---|---|---|---|---|---|---|---|---|
| | R: 0<br>E: 0<br>K: 1<br>S: 9 | H: 1<br>LOB: 2<br>BB: 1<br>P: 15 | R: 0<br>E: 0<br>K: 1<br>S: 14 | H: 0<br>LOB: 0<br>BB: 0<br>P: 19 | R: 0<br>E: 0<br>K: 2<br>S: 12 | H: 1<br>LOB: 1<br>BB: 0<br>P: 17 | R: 0<br>E: 0<br>K: 2<br>S: 14 | H: 1<br>LOB: 1<br>BB: 0<br>P: 19 | R: 0<br>E: 0<br>K: 2<br>S: 8 | H: 0<br>LOB: 0<br>BB: 0<br>P: 12 | R: 0<br>E: 0<br>K: 1<br>S: 5 | H: 0<br>LOB: 0<br>BB: 0<br>P: 6 | R: 0<br>E: 0<br>K: 2<br>S: 7 | H: 0<br>LOB: 0<br>BB: 0<br>P: 10 | R: 0<br>E: 0<br>K: 1<br>S: 7 | H: 0<br>LOB: 0<br>BB: 1<br>P: 14 | R: 0<br>E: 0<br>K: 1<br>S: 8 | H: 0<br>LOB: 1<br>BB: 1<br>P: 14 |

| | | |

| Batter | 1 | 2 | 3 | 4 | 5 | 6 | 7 | 8 | 9 | AB | R | H | RBI | BB | SO | LOB |
|---|---|---|---|---|---|---|---|---|---|---|---|---|---|---|---|---|
| 8 Chris Coghlan, L (1, 7)<br>OBP: 0.359, SLG: 0.352 | C FF 87<br>C FF 88<br>B FF 90<br>F FF 90<br>X SI 91<br>1-2 ① G5-3 | B CH 81<br>X CH 80<br>1-0 ③ G3 | | B FF 88<br>X FF 87<br>1-0 6 1B<br>2-3<br>3-H 1B | | X SI 88<br>0-0 ① P5 | | | | 4 | 0 | 1 | 1 | 0 | 0 | 2 |
| 1 Emilio Bonifácio, S (1, 6)<br>OBP: 0.299, SLG: 0.309 | T FF 88<br>F FF 90<br>F SL 82<br>F SL 80<br>S FF 91<br>0-3 ② K | | C FF 88<br>F CH 80<br>B FF 91<br>X SL 81<br>1-2 ① F7 | C FF 90<br>1 SAFE<br>1 SAFE<br>F FF 91<br>1 SAFE<br>1 SAFE<br>S SL 82<br>0-3 ② K | | C SI 87<br>S SI 87<br>B CH 80<br>F CH 81<br>X SI 87<br>1-2 ② FC4-6<br>1-2f | | | | 4 | 0 | 0 | 0 | 0 | 2 | 3 |
| 6 Dan Uggla, R (1, 4)<br>OBP: 0.333, SLG: 0.433 | B FF 91<br>B CH 82<br>B FF 92<br>B FF 90<br>4-0 BB | | F SI 89<br>F FF 90<br>S SL 82<br>0-3 ② K | C SL 80<br>X FF 92<br>0-1 1-3<br>3-H 1B | | D CH 82<br>C SI 86<br>1 SAFE<br>B SL 80<br>1 SAFE<br>X FF 87<br>2-1 ③ F9 | | | | 3 | 0 | 1 | 1 | 1 | 1 | 1 |
| 3 Jorge Cantu, R (1, 3)<br>OBP: 0.330, SLG: 0.452 | B SL 80<br>X FF 89<br>1-0 ③ F9 | | X FF 90<br>0-0 27 1B 2B | B SL 81<br>C SL 80<br>X FF 90<br>1-1 ③ P4 | | | C FF 87<br>X SL 79<br>0-1 ① G5-3 | | | 4 | 1 | 1 | 0 | 0 | 0 | 3 |
| 27 Jeremy Hermida, L (1, 9)<br>OBP: 0.354, SLG: 0.389<br>25 Brett Carroll, R (8, 9)<br>OBP: 0.333, SLG: 0.439 | | B SI 86<br>C CH 84<br>B FF 88<br>F CH 85<br>X FF 90<br>2-2 21 FC3 3B | C FF 87<br>B FF 91<br>X FF 89<br>1-1 12 S 1B<br>2-H | B SL 76<br>S SL 79<br>B FF 89<br>X SL 78<br>2-1 ① P4 | | | C FF 87<br>B FF 88<br>B CH 81<br>X FF 88<br>3-1 ② F8 | | | 4<br>0 | 1<br>0 | 2<br>0 | 1<br>0 | 0<br>0 | 0<br>0 | 0<br>0 |
| 12 Cody Ross, R (1, 8)<br>OBP: 0.334, SLG: 0.502 | | B FF 89<br>F FF 90<br>F FF 91<br>H FF 92<br>2-2 18 1B 21 FC3 47 G6-4-3 HBP | 1 SAFE<br>B SL 79<br>F FF 91<br>B SL 79<br>F FF 92<br>X SL 82<br>2-2 ③ G4-3<br>1-2 | | C FF 89<br>B SL 80<br>B FF 89<br>X SL 79<br>2-1 ② F7 | | B FF 89<br>X FF 89<br>1-0 ③ F8 | | | 3 | 1 | 0 | 0 | 0 | 0 | 1 |
| 21 John Baker, L (1, 2)<br>OBP: 0.329, SLG: 0.424 | | B FF 89<br>F FF 89<br>C CH 82<br>F SL 81<br>X SL 80<br>1-2 FC3 47 G6-4-3 18 1B<br>1-2<br>3-H | | B FF 86<br>S CH 78<br>B CH 79<br>X FF 87<br>2-1 47 SH1-4 18 1B 8 1B 1B | X CH 79<br>0-0 2B | | | C SI 90<br>C SI 92<br>B SI 90<br>X CU 70<br>1-2 ① F9 | | 4 | 1 | 2 | 1 | 0 | 0 | 1 |
| 18 Wes Helms, R (1, 5)<br>OBP: 0.293, SLG: 0.305 | | B FF 91<br>C SL 80<br>B SL 81<br>X FF 90<br>2-1 47 G6-4-3<br>1-2<br>2-3 1B | | B SL 80<br>F FF 88<br>F FF 89<br>X SL 82<br>1-2 8 1B 47 SH1-4 6 1B<br>1-2 1B | C SL 78<br>X FF 91<br>0-1 ③ F9 | | | C SI 91<br>B FF 90<br>X SL 79<br>1-1 ② G5-3 | | 4 | 1 | 2 | 0 | 0 | 0 | 1 |
| 47 Ricky Nolasco, R (1, 1)<br>OBP: 0.263, SLG: 0.222<br>7 Ross Gload, L (8, PH)<br>OBP: 0.351, SLG: 0.424<br>46 Juan Carlos Oviedo, R (9, 1) | | B FF 90<br>C FF 91<br>X SL 80<br>1-1 ① ② G6-4-3<br>1-2f<br>2-3<br>3-H | | F FF 87<br>F FF 89<br>X SL 81<br>0-2 ① SH1-4<br>1-2<br>2-3 | | B SI 86<br>C SI 88<br>X SI 87<br>1-1 1 FC4-6 1B | | F SI 92<br>B FF 91<br>X CH 79<br>1-1 ③ G4-3 | | 2<br>1<br>0 | 0<br>0<br>0 | 1<br>0<br>0 | 0<br>0<br>0 | 0<br>0<br>0 | 0<br>0<br>0 | 2<br>0<br>0 |
| Inning Stats | R: 0<br>E: 0<br>K: 1<br>S: 10<br>H: 0<br>LOB: 1<br>BB: 1<br>P: 16 | R: 2<br>E: 0<br>K: 0<br>S: 14<br>H: 2<br>LOB: 1<br>BB: 0<br>P: 23 | R: 1<br>E: 0<br>K: 1<br>S: 12<br>H: 2<br>LOB: 1<br>BB: 0<br>P: 16 | R: 2<br>E: 0<br>K: 1<br>S: 16<br>H: 4<br>LOB: 2<br>BB: 0<br>P: 21 | R: 0<br>E: 0<br>K: 0<br>S: 7<br>H: 1<br>LOB: 1<br>BB: 0<br>P: 11 | R: 0<br>E: 0<br>K: 0<br>S: 9<br>H: 1<br>LOB: 0<br>BB: 0<br>P: 13 | R: 0<br>E: 0<br>K: 0<br>S: 5<br>H: 0<br>LOB: 0<br>BB: 0<br>P: 9 | R: 0<br>E: 0<br>K: 0<br>S: 7<br>H: 0<br>LOB: 0<br>BB: 0<br>P: 10 | | 1B: 7<br>2B: 2<br>3B: 1<br>HR: 0<br>SF: 0<br>SAC: 1<br>DP: 1<br>HBP: 1 | | | | | | |

| PITCHER | | IP | WLS | BF | H | R | ER | SO | BB | IBB | HBP | BLK | WP | HR | S | P | ERA | WHIP |
|---|---|---|---|---|---|---|---|---|---|---|---|---|---|---|---|---|---|---|
| 49 Ross Ohlendorf, R<br>ERA: 4.63 | (1, 1) | 5.0 | L | 26 | 9 | 5 | 5 | 3 | 1 | 0 | 1 | 0 | 0 | 0 | 59 | 87 | 9.00 | 2.000 |
| 58 Steven Jackson, R<br>ERA: 3.86 | (6, 1) | 2.0 | | 7 | 1 | 0 | 0 | 0 | 0 | 0 | 0 | 0 | 0 | 0 | 14 | 22 | 0.00 | 0.500 |
| 27 Jeff Karstens, R<br>ERA: 4.92 | (8, 1) | 1.0 | | 3 | 0 | 0 | 0 | 0 | 0 | 0 | 0 | 0 | 0 | 0 | 7 | 10 | 0.00 | 0.000 |

| PITCHER | IP | WLS | BF | H | R | ER | SO | BB | IBB | HBP | BLK | WP | HR | S | P | ERA | WHIP |
|---|---|---|---|---|---|---|---|---|---|---|---|---|---|---|---|---|---|

# BOTTOM

## Pittsburgh Pirates @ Florida Marlins

Land Shark Stadium, Miami, FL

Sun Jul 05 2009, 1:10 PM EDT
Att. 13,287 - Partly Cloudy - 91 F

livebaseballscorecards.com

| | |
|---|---|
| AB | 33 |
| R | 5 |
| H | 10 |
| RBI | 4 |
| BB | 1 |
| SO | 3 |
| LOB | 14 |

| Batter | 1 | 2 | 3 | 4 | 5 | 6 | 7 | 8 | 9 | AB | R | H | RBI | BB | SO | LOB |
|---|---|---|---|---|---|---|---|---|---|---|---|---|---|---|---|---|
| 22 Andrew McCutchen, R (1, 8)<br>OBP: 0.354, SLG: 0.447 | B<br>B<br>B<br>C<br>B<br>4-1<br>2<br>PB<br>BB | | C FF 89<br>B FC 84<br>S FC 87<br>F FC 88<br>B FF 88<br>X FC 86<br>2-2 ②<br>G5-3 | | | B FC 85<br>B CH 78<br>B SI 83<br>B SI 85<br>4-0<br>2<br>G4-6-3<br>BB | | B FF 96<br>B FF 94<br>C FF 96<br>X FF 95<br>2-1 ③<br>G1-3 | | 2 | 0 | 0 | 0 | 2 | 0 | 0 |
| 2 Jack Wilson, R (1, 6)<br>OBP: 0.305, SLG: 0.396 | C SI 81<br>D<br>1 SAFE<br>B<br>B<br>B<br>4-1<br>24<br>L1-3<br>1-2<br>BB | | B SI 84<br>C FC 86<br>X CH 78<br>1-1 ③<br>G5-3 | | | F FC 83<br>F CH 79<br>B FC 87<br>D SI 84<br>F CH 77<br>X FF 88<br>2-2 ① ②<br>G4-6-3<br>1-2f | | | B FF 95<br>S FF 94<br>S FF 96<br>F FF 96<br>B FF 95<br>X FF 97<br>2-2<br>1B | 3 | 0 | 1 | 0 | 1 | 0 | 1 |
| 24 Delwyn Young, S (1, 7)<br>OBP: 0.388, SLG: 0.403 | X FF 88<br>0-0 ① ②<br>L1-3<br>1-1 | | | B FF 89<br>F FC 85<br>F FC 86<br>X FF 90<br>1-2 ①<br>G5-3 | | X SI 86<br>0-0 ③<br>G6-3 | | | F FF 96<br>F FF 95<br>B FF 96<br>1 SAFE<br>S FS 85<br>1-3 ①<br>K | 4 | 0 | 0 | 0 | 0 | 1 | 3 |
| 46 Garrett Jones, L (1, 9)<br>OBP: 0.280, SLG: 0.667 | C<br>B<br>B<br>X<br>2-1 ③<br>G4-3 | | | B FF 88<br>B FF 89<br>F FC 87<br>X FF 90<br>2-1 ②<br>G3-1 | | | B FC 87<br>S SI 86<br>C FF 91<br>F FC 87<br>X CU 78<br>1-2<br>23<br>1B<br>2B | | F FF 96<br>F FF 96<br>F FS 86<br>S FS 85<br>0-3 ②<br>K | 4 | 1 | 1 | 0 | 0 | 1 | 2 |
| 15 Andy LaRoche, R (1, 5)<br>OBP: 0.347, SLG: 0.392 | | B CH 80<br>B FF 88<br>B<br>C<br>S FF 89<br>X<br>3-2 ①<br>F8 | | B FC 84<br>X SI 86<br>1-0 ③<br>G6-3 | | | X SI 86<br>0-0 ①<br>L4 | | C FS 84<br>S FS 85<br>B FS 85<br>S FF 96<br>1-3 ③<br>K | 4 | 0 | 0 | 0 | 0 | 1 | 2 |
| 51 Steve Pearce, R (1, 3)<br>OBP: 0.231, SLG: 0.182 | | C<br>S FC 87<br>F FF 92<br>S FC 87<br>0-3 ②<br>K | | | B CU 75<br>C CU 74<br>S FC 85<br>F SI 86<br>F FF 90<br>B CH 78<br>B FC 87<br>S FC 87<br>3-3 ①<br>K | | B SI 85<br>S CH 78<br>S CH 79<br>B FC 88<br>B CH 75<br>S CH 77<br>3-3 ②<br>K | | | 3 | 0 | 0 | 0 | 0 | 3 | 1 |
| 23 Robinzon Diaz, R (1, 2)<br>OBP: 0.322, SLG: 0.385 | | B CH 79<br>B FC 84<br>C SI 82<br>B FF 91<br>C FF 89<br>F FF 90<br>X SI 85<br>3-2<br>1B | | | X FF 90<br>0-0<br>E3<br>5<br>G5-3 | | B SI 85<br>X SI 86<br>1-0 ③<br>2-H<br>1B | | | 3 | 0 | 2 | 1 | 0 | 0 | 0 |
| 5 Ramón Vázquez, L (1, 4)<br>OBP: 0.347, SLG: 0.283 | | B FF 90<br>B FF 90<br>B FC 87<br>C FF 90<br>C SI 82<br>X FC 88<br>3-2 ③<br>G4-3 | | | F SI 82<br>D SI 86<br>F FC 86<br>X FF 91<br>1-2 ②<br>G5-3<br>1-2 | | | B FF 93<br>X FF 94<br>1-0 ①<br>G4-3 | | 3 | 0 | 0 | 0 | 0 | 0 | 2 |
| 50 Virgil Vasquez, R (1, 1)<br>43 Jesse Chavez, R (7, 1)<br>18 Jeff Salazar, L (8, PH)<br>47 Evan Meek, R (8, 1) | | | C FF 87<br>X FF 88<br>0-1 ①<br>F9 | | X FF 88<br>0-0 ③<br>L8 | | | C CU 78<br>F FF 94<br>X SL 89<br>0-2 ②<br>G3-1 | | 2<br>0<br>1<br>0 | 0<br>0<br>0<br>0 | 0<br>0<br>0<br>0 | 0<br>0<br>0<br>0 | 0<br>0<br>0<br>0 | 0<br>0<br>0<br>0 | 1<br>0<br>0<br>0 |
| Inning Stats | R: 0<br>E: 0<br>K: 0<br>S: 5<br>H: 0<br>LOB: 1<br>BB: 2<br>P: 15 | R: 0<br>E: 0<br>K: 1<br>S: 14<br>H: 1<br>LOB: 1<br>BB: 0<br>P: 23 | R: 0<br>E: 0<br>K: 0<br>S: 8<br>H: 0<br>LOB: 0<br>BB: 0<br>P: 11 | R: 0<br>E: 0<br>K: 0<br>S: 6<br>H: 0<br>LOB: 0<br>BB: 0<br>P: 10 | R: 0<br>E: 1<br>K: 1<br>S: 10<br>H: 0<br>LOB: 1<br>BB: 0<br>P: 14 | R: 0<br>E: 0<br>K: 0<br>S: 5<br>H: 0<br>LOB: 0<br>BB: 1<br>P: 11 | R: 1<br>E: 0<br>K: 1<br>S: 9<br>H: 2<br>LOB: 1<br>BB: 0<br>P: 14 | R: 0<br>E: 0<br>K: 0<br>S: 6<br>H: 0<br>LOB: 0<br>BB: 0<br>P: 9 | R: 0<br>E: 0<br>K: 3<br>S: 14<br>H: 1<br>LOB: 1<br>BB: 0<br>P: 18 | 1B: 3<br>2B: 2<br>3B: 0<br>HR: 0<br>SF: 0<br>SAC: 0<br>DP: 2<br>HBP: 0 | | | | | | |

| PITCHER | | IP | WLS | BF | H | R | ER | SO | BB | IBB | HBP | BLK | WP | HR | S | P | ERA | WHIP |
|---|---|---|---|---|---|---|---|---|---|---|---|---|---|---|---|---|---|---|
| 11 Mike Hampton, L<br>ERA: 4.16 | (1, 1) | 7.0 | W | 25 | 3 | 1 | 1 | 3 | 3 | 0 | 0 | 0 | 0 | 0 | 57 | 98 | 1.29 | 0.857 |
| 22 LaTroy Hawkins, R<br>ERA: 2.39 | (8, 1) | 1.0 | H | 3 | 0 | 0 | 0 | 0 | 0 | 0 | 0 | 0 | 0 | 0 | 6 | 9 | 0.00 | 0.000 |
| 47 Jose Valverde, R<br>ERA: 3.86 | (9, 1) | 1.0 | S | 4 | 1 | 0 | 0 | 3 | 0 | 0 | 0 | 0 | 0 | 0 | 14 | 18 | 0.00 | 1.000 |

| PITCHER | IP | WLS | BF | H | R | ER | SO | BB | IBB | HBP | BLK | WP | HR | S | P | ERA | WHIP |
|---|---|---|---|---|---|---|---|---|---|---|---|---|---|---|---|---|---|

# TOP

## Pittsburgh Pirates @ Houston Astros

Minute Maid Park, Houston, TX

Mon Jul 06 2009, 7:05 PM CDT

Att. 26,834 - Roof Closed - 73 F

livebaseballscorecards.com

| | |
|---|---|
| AB | 29 |
| R | 1 |
| H | 4 |
| RBI | 1 |
| BB | 3 |
| SO | 6 |
| LOB | 12 |

| Batter | 1 | 2 | 3 | 4 | 5 | 6 | 7 | 8 | 9 | AB | R | H | RBI | BB | SO | LOB |
|---|---|---|---|---|---|---|---|---|---|---|---|---|---|---|---|---|
| 21 Michael Bourn, L (1, 8)<br>OBP: 0.358, SLG: 0.393 | C SI 88<br>B CH 80<br>X CH 80<br>2-3 ① K | | B FF 91<br>X FF 90<br>1-0 ① G3 | | B SI 88<br>X FF 89<br>1-0 10 2B 1-2 1B | | F FF 95<br>X CH 85<br>0-1 ① G4-3 | | | 4 | 1 | 1 | 0 | 0 | 1 | 1 |
| 10 Miguel Tejada, R (1, 6)<br>OBP: 0.357, SLG: 0.479 | B FF 90<br>B FF 89<br>B FF 88<br>C FF 90<br>X FF 91<br>3-1 27 3B 2B | | F FF 91<br>B CU 74<br>X CU 75<br>1-1 ② G6-3 | | C FF 89<br>B FF 90<br>F SL 85<br>B FF 90<br>X CU 72<br>2-2 17 1B 1-H 2-H 2B | | X CH 87<br>0-0 ② P2 | | | 4 | 1 | 2 | 2 | 0 | 0 | 1 |
| 17 Lance Berkman, S (1, 3)<br>OBP: 0.402, SLG: 0.526 | S CH 78<br>B CH 79<br>B FF 90<br>B CH 75<br>F CH 79<br>B FF 90<br>4-2 27 3B BB | | B FF 91<br>C FF 90<br>X CU 75<br>1-1 ③ P2 | | C FF 89<br>D CH 81<br>S FF 90<br>X SI 90<br>1-2 ① 2-3 1B | | B CH 84<br>B FF 95<br>I<br>I<br>4-0 IBB | | | 2 | 1 | 1 | 0 | 2 | 0 | 0 |
| 45 Carlos Lee, R (1, 7)<br>OBP: 0.344, SLG: 0.464 | B SL 84<br>B SL 85<br>F FF 89<br>X SL 84<br>2-1 ② F9 | | | C FF 89<br>F SL 86<br>B FF 90<br>X CU 75<br>1-2 3 BB 9 1B 1B | X SL 85<br>0-0 ② L5 | | S FC 89<br>D FC 89<br>C FC 88<br>B FF 94<br>X CH 85<br>2-2 ③ F9 | | | 4 | 0 | 1 | 0 | 0 | 0 | 5 |
| 27 Geoff Blum, S (1, 5)<br>OBP: 0.337, SLG: 0.344 | C SI 88<br>B CH 80<br>X CH 80<br>1-1 1-H 2-H 3B | | | B FF 88<br>C SL 84<br>B FF 87<br>F FF 90<br>S CU 73<br>2-3 ① K | F SL 84<br>F FF 90<br>B CH 80<br>F FF 89<br>X SL 85<br>1-2 ③ P6 | | | C SI 95<br>B FF 96<br>B SI 94<br>B FF 92<br>B FF 93<br>4-1 BB | | 3 | 0 | 1 | 2 | 1 | 1 | 2 |
| 9 Hunter Pence, R (1, 9)<br>OBP: 0.370, SLG: 0.492 | X CU 71<br>0-0 ③ F8 | | | F SI 90<br>X CU 72<br>0-1 3 BB 1-2 1B | | B FF 88<br>X SL 85<br>1-0 ① F9 | | B CU 81<br>B FF 92<br>C FF 92<br>S CU 81<br>F CU 82<br>F FF 92<br>C SI 93<br>2-3 ① K | | 4 | 0 | 1 | 0 | 0 | 1 | 2 |
| 3 Kazuo Matsui, S (1, 4)<br>OBP: 0.283, SLG: 0.306 | | X FF 88<br>0-0 ① G3 | | C FF 88<br>B CH 80<br>F CU 73<br>B FF 89<br>F FF 90<br>B CH 81<br>F CU 73<br>F FF 90<br>B FF 88<br>4-2 55 G4-6-3 1-2 2-3 BB | | C FF 88<br>B CH 80<br>B FF 89<br>F FF 91<br>B FF 90<br>X FF 90<br>3-2 ② F7 | | 1 SAFE<br>B FF 94<br>C SI 91<br>C CU 81<br>F CU 84<br>F SI 94<br>S CU 83<br>1-3 ② K | | 3 | 0 | 0 | 0 | 1 | 1 | 1 |
| 55 Humberto Quintero, R (1, 2)<br>OBP: 0.250, SLG: 0.296 | | B FF 88<br>F SL 84<br>C CU 73<br>F FF 91<br>F FF 90<br>X CU 74<br>1-2 ② F8 | | X SL 85<br>0-0 ② ③ G4-6-3 1-2f | | B CU 75<br>X CU 73<br>1-0 ③ G5-3 | | 1 SAFE<br>S FF 95<br>S CU 84<br>S CU 85<br>0-3 ③ K | | 4 | 0 | 0 | 0 | 0 | 1 | 4 |
| 11 Mike Hampton, R (1, 1)<br>2 Darin Erstad, L (7, PH)<br>22 LaTroy Hawkins, R (8, 1)<br>47 Jose Valverde, R (9, 1) | | S FF 89<br>S FF 90<br>B FF 90<br>X CU 73<br>1-2 ③ G6-3 | | | B SL 85<br>C FF 89<br>B FF 90<br>B FF 90<br>B FF 90<br>4-1 21 1B 10 2B BB | | B FF 96<br>X FF 95<br>1-0 3B | | | 1<br>1<br>0<br>0 | 1<br>0<br>0<br>0 | 0<br>1<br>0<br>0 | 0<br>0<br>0<br>0 | 1<br>0<br>0<br>0 | 0<br>0<br>0<br>0 | 0<br>0<br>0<br>0 |
| Inning Stats | R: 2 E: 0 K: 1 S: 13<br>H: 2 LOB: 1 BB: 1 P: 25 | R: 0 E: 0 K: 0 S: 9<br>H: 0 LOB: 0 BB: 0 P: 11 | R: 0 E: 0 K: 0 S: 5<br>H: 0 LOB: 0 BB: 0 P: 8 | R: 0 E: 0 K: 1 S: 14<br>H: 2 LOB: 2 BB: 1 P: 21 | R: 2 E: 0 K: 0 S: 13<br>H: 3 LOB: 1 BB: 1 P: 22 | R: 0 E: 0 K: 0 S: 5<br>H: 0 LOB: 0 BB: 0 P: 10 | R: 0 E: 0 K: 0 S: 7<br>H: 1 LOB: 2 BB: 1 P: 14 | R: 0 E: 0 K: 3 S: 14<br>H: 0 LOB: 1 BB: 1 P: 21 | | 1B: 4 2B: 2 3B: 2 HR: 0<br>SF: 0 SAC: 0 DP: 1 HBP: 0 | | | | | | |

| PITCHER | IP | WLS | BF | H | R | ER | SO | BB | IBB | HBP | BLK | WP | HR | S | P | ERA | WHIP |
|---|---|---|---|---|---|---|---|---|---|---|---|---|---|---|---|---|---|
| 50 Virgil Vasquez, R (1, 1)<br>ERA: 4.5 | 6.0 | L | 26 | 7 | 4 | 4 | 2 | 3 | 0 | 0 | 0 | 0 | 0 | 59 | 97 | 6.00 | 1.667 |
| 43 Jesse Chavez, R (7, 1)<br>ERA: 3.22 | 1.0 | | 5 | 1 | 0 | 0 | 0 | 0 | 1 | 0 | 0 | 0 | 0 | 7 | 14 | 0.00 | 1.000 |
| 47 Evan Meek, R (8, 1)<br>ERA: 2.84 | 1.0 | | 4 | 0 | 0 | 0 | 3 | 1 | 0 | 0 | 0 | 0 | 0 | 14 | 21 | 0.00 | 1.000 |

| PITCHER | IP | WLS | BF | H | R | ER | SO | BB | IBB | HBP | BLK | WP | HR | S | P | ERA | WHIP |
|---|---|---|---|---|---|---|---|---|---|---|---|---|---|---|---|---|---|

# BOTTOM

## Pittsburgh Pirates @ Houston Astros

Minute Maid Park, Houston, TX

Mon Jul 06 2009, 7:05 PM CDT

Att. 26,834 - Roof Closed - 73 F

livebaseballscorecards.com

| | |
|---|---|
| AB | 30 |
| R | 4 |
| H | 8 |
| RBI | 4 |
| BB | 5 |
| SO | 5 |
| LOB | 16 |

WP: 0 PB: 0 SB: 0 CS: 0 PA: 35

# Pittsburgh Pirates @ Houston Astros

Minute Maid Park, Houston, TX

Tue Jul 07 2009, 7:05 PM CDT

Att. 27,142 - Roof Closed - 73 F

livebaseballscorecards.com

TOP

| Batter | 1 | 2 | 3 | 4 | 5 | 6 | 7 | 8 | 9 | AB | R | H | RBI | BB | SO | LOB |
|---|---|---|---|---|---|---|---|---|---|---|---|---|---|---|---|---|
| 22 Andrew McCutchen, R (1, 8)<br>OBP: 0.356, SLG: 0.453 | C FC 86<br>B CU 78<br>F CH 79<br>B SI 89<br>F SI 88<br>F FF 86<br>C FC 86<br>2-3 ① K | | B SI 87<br>B SI 87<br>C FF 88<br>C FC 86<br>B FF 88<br>X SI 89<br>3-2<br>2 HR 2B | | | B SI 88<br>C SI 87<br>B SI 88<br>F FF 86<br>X SI 88<br>2-2 ① G5-3<br>D SL 84<br>X<br>1-0 ②<br>2 1B<br>1-2<br>2-H<br>3-H<br>1B | | B FF 94<br>B FF 93<br>X FF 94<br>2-0 ③ F8 | 5 | 1 | 2 | 1 | 0 | 1 | 0 |
| 2 Jack Wilson, R (1, 6)<br>OBP: 0.309, SLG: 0.410 | C SI 88<br>F CH 81<br>F SI 88<br>B SI 89<br>X CU 79<br>1-2<br>E6<br>44<br>G5-3 | | C FF 86<br>X CH 81<br>0-1<br>2-H HR | | | C SI 88<br>X FF 86<br>0-1 ② P3<br>X SL 82<br>0-0<br>1-2<br>2-H<br>1B | | | | 4 | 1 | 2 | 3 | 0 | 0 | 0 |
| 44 Brandon Moss, L (1, 9)<br>OBP: 0.306, SLG: 0.370 | B CH 79<br>X CH 80<br>1-0 ② G5-3<br>1-2 | | B CH 80<br>C FF 86<br>F FF 85<br>X FF 87<br>1-2 ③ P6 | | | C FF 89<br>B FF 85<br>X CH 81<br>1-1 ③ L4<br>X SI 88<br>0-0 ③ G4-3 | | | | 4 | 0 | 0 | 0 | 0 | 0 | 3 |
| 25 Adam LaRoche, L (1, 3)<br>OBP: 0.345, SLG: 0.466 | F CH 80<br>B CH 80<br>C FF 86<br>C FF 86<br>1-3 ③ K | | F FF 86<br>X FF 86<br>0-1 ① G3 | | | C CH 80<br>X CU 79<br>0-1 ① G4-3<br>B FF 93<br>F FF 93<br>C SL 80<br>B SL 82<br>C SL 81<br>2-3 ① K | | | | 4 | 0 | 0 | 0 | 0 | 2 | 1 |
| 46 Garrett Jones, L (1, 7)<br>OBP: 0.345, SLG: 0.667 | | C SI 86<br>B CH 80<br>B CH 79<br>X FF 85<br>2-1<br>15<br>G4-6-3<br>1B | B SI 87<br>C CH 81<br>X FF 87<br>1-1 ② G3-1 | | | B CH 81<br>B CH 81<br>B SI 86<br>B SI 87<br>4-0<br>5 BB<br>15 S<br>35 E<br>BB | F FF 94<br>C SL 81<br>X FF 94<br>0-2<br>15 S<br>1B | | | 3 | 1 | 2 | 0 | 1 | 0 | 0 |
| 15 Andy LaRoche, R (1, 5)<br>OBP: 0.346, SLG: 0.388 | | C SI 84<br>B FF 85<br>C SI 87<br>X CU 78<br>1-2 ① ②<br>G4-6-3<br>1-2f | F FF 86<br>F CU 79<br>B FC 81<br>X FC 85<br>1-2 ③ G4-3 | | | B FF 86<br>B FF 87<br>B FF 87<br>B FF 86<br>4-0<br>35 E<br>5 BB<br>24 1B<br>1-2<br>BB | C SL 80<br>B SL 80<br>B SL 82<br>X FF 94<br>2-1 ②<br>P6<br>1-2 | | | 3 | 1 | 0 | 0 | 1 | 0 | 2 |
| 5 Ramón Vázquez, L (1, 4)<br>OBP: 0.344, SLG: 0.275 | | B SI 88<br>B SI 87<br>B SI 87<br>C FF 86<br>X SI 88<br>3-1 ③ F9 | | | C SI 86<br>X CH 81<br>0-1 ① G5-3 | B FF 91<br>B SL 82<br>B FF 89<br>B FF 89<br>4-0<br>24 1B<br>35 E<br>22 1B<br>1-2<br>2-3<br>BB | X FF 94<br>0-0 ③ G3-1 | | | 3 | 1 | 0 | 0 | 1 | 0 | 1 |
| 35 Jason Jaramillo, S (1, 2)<br>OBP: 0.327, SLG: 0.389 | | | B SI 88<br>X SI 87<br>1-0 ① F7 | | B SI 89<br>F SI 88<br>X CH 81<br>1-1 ② G4-3 | X SI 88<br>0-0<br>E3<br>24 1B<br>22 1B<br>1-2<br>2-3<br>3-H | | | B FF 92<br>X FF 92<br>1-0 ① F7 | 4 | 0 | 0 | 0 | 0 | 0 | 2 |
| 28 Paul Maholm, L (1, 1)<br>OBP: 0.162, SLG: 0.176<br>24 Delwyn Young, S (7, PH)<br>OBP: 0.393, SLG: 0.408<br>52 Joel Hanrahan, R (7, 1)<br>34 John Grabow, L (7, 1)<br>18 Jeff Salazar, L (9, PH)<br>55 Matt Capps, R (9, 1) | | | C FF 86<br>F FC 84<br>C CU 77<br>0-3 ② K | | C FF 87<br>B CH 80<br>S SI 89<br>S FC 84<br>1-3 ③ K | X CU 77<br>0-0<br>22 1B<br>2 1B<br>1-2<br>2-3<br>3-H<br>1B | | | B SL 81<br>C FF 94<br>B SL 82<br>C FF 94<br>B SL 81<br>X FF 94<br>3-2 ② F9 | 2<br>1<br>0<br>0<br>1<br>0 | 0<br>1<br>0<br>0<br>0<br>0 | 0<br>1<br>0<br>0<br>0<br>0 | 0<br>1<br>0<br>0<br>0<br>0 | 2<br>0<br>0<br>0<br>0<br>0 | 0<br>0<br>0<br>0<br>0<br>0 | 0<br>0<br>0<br>0<br>0<br>0 |
| Inning Stats | R: 0<br>E: 1<br>K: 2<br>S: 13<br>H: 0<br>LOB: 1<br>BB: 0<br>P: 18 | R: 0<br>E: 0<br>K: 0<br>S: 7<br>H: 1<br>LOB: 0<br>BB: 0<br>P: 13 | R: 2<br>E: 0<br>K: 1<br>S: 12<br>H: 2<br>LOB: 0<br>BB: 0<br>P: 17 | R: 0<br>E: 0<br>K: 0<br>S: 7<br>H: 0<br>LOB: 0<br>BB: 0<br>P: 9 | R: 0<br>E: 0<br>K: 1<br>S: 7<br>H: 0<br>LOB: 0<br>BB: 0<br>P: 9 | R: 0<br>E: 0<br>K: 0<br>S: 7<br>H: 0<br>LOB: 0<br>BB: 0<br>P: 10 | R: 4<br>E: 1<br>K: 0<br>S: 7<br>H: 3<br>LOB: 2<br>BB: 3<br>P: 20 | R: 0<br>E: 0<br>K: 1<br>S: 9<br>H: 1<br>LOB: 1<br>BB: 0<br>P: 13 | R: 0<br>E: 0<br>K: 0<br>S: 5<br>H: 0<br>LOB: 0<br>BB: 0<br>P: 11 | 1B: 5<br>2B: 1<br>3B: 0<br>HR: 1<br>SF: 0<br>SAC: 0<br>DP: 1<br>HBP: 0 | | | | | | |

| | AB | 34 |
|---|---|---|
| | R | 6 |
| | H | 7 |
| | RBI | 5 |
| | BB | 3 |
| | SO | 5 |
| | LOB | 9 |

WP: 0 PA: 37
PB: 0
SB: 2
CS: 0

| PITCHER | | IP | WLS | BF | H | R | ER | SO | BB | IBB | HBP | BLK | WP | HR | S | P | ERA | WHIP |
|---|---|---|---|---|---|---|---|---|---|---|---|---|---|---|---|---|---|---|
| 38 Brian Moehler, R<br>ERA: 5.65 | (1, 1) | 6.1 | L | 24 | 3 | 4 | 4 | 4 | 2 | 0 | 0 | 0 | 0 | 1 | 55 | 86 | 5.68 | 0.789 |
| 48 Tim Byrdak, L<br>ERA: 3.58 | (7, 1) | 0.0 | | 1 | 0 | 0 | 0 | 0 | 1 | 0 | 0 | 0 | 0 | 0 | 0 | 4 | ∞ | ∞ |
| 43 Chris Sampson, R<br>ERA: 2.54 | (7, 1) | 0.2 | | 5 | 3 | 2 | 0 | 0 | 0 | 0 | 0 | 0 | 0 | 0 | 5 | 6 | 0.00 | 4.500 |
| 50 Alberto Arias, R<br>ERA: 1.82 | (8, 1) | 2.0 | | 7 | 1 | 0 | 0 | 1 | 0 | 0 | 0 | 0 | 0 | 0 | 14 | 24 | 0.00 | 0.500 |

| PITCHER | | IP | WLS | BF | H | R | ER | SO | BB | IBB | HBP | BLK | WP | HR | S | P | ERA | WHIP |
|---|---|---|---|---|---|---|---|---|---|---|---|---|---|---|---|---|---|---|

# Pittsburgh Pirates @ Houston Astros

Minute Maid Park, Houston, TX

Tue Jul 07 2009, 7:05 PM CDT

Att. 27,142 - Roof Closed - 73 F

livebaseballscorecards.com

## BOTTOM

| Batter | 1 | 2 | 3 | 4 | 5 | 6 | 7 | 8 | 9 | AB | R | H | RBI | BB | SO | LOB |
|---|---|---|---|---|---|---|---|---|---|---|---|---|---|---|---|---|
| 21 Michael Bourn, L (1, 8)<br>OBP: 0.355, SLG: 0.388 | X FF 89<br>0-0 ① B3 | | B FF 90<br>B SL 83<br>B SI 90<br>C FF 90<br>B FF 90<br>4-1 10 2B 17 G4-3 BB | | C FF 91<br>F CU 76<br>B SL 83<br>B SI 91<br>B CU 77<br>C SL 83<br>3-3 ③ K | | C FF 90<br>B SL 86<br>X FF 86<br>1-1 ② FC4-6 10 1B<br>1-2f<br>3-H | | C FF 94<br>S CH 87<br>B FF 94<br>B CH 88<br>F SI 93<br>X FF 93<br>2-2 ② G4-3 | 4 | 1 | 0 | 1 | 1 | 1 | 1 |
| 10 Miguel Tejada, R (1, 6)<br>OBP: 0.358, SLG: 0.480 | B FF 89<br>X SI 90<br>1-0 ② G4-3 | | C CH 85<br>X FF 90<br>0-1 17 G4-3 1-3 2B | | | C CU 74<br>B SI 90<br>S CU 76<br>B FF 89<br>B CU 76<br>X FF 90<br>3-2 ① G6-3 | C FF 91<br>F CH 83<br>X<br>0-2 1-3 1B | | C SL 83<br>C SL 84<br>F FF 94<br>B SL 85<br>X FF 94<br>1-2 ③ G4-3 | 5 | 0 | 2 | 0 | 0 | 0 | 0 |
| 17 Lance Berkman, S (1, 3)<br>OBP: 0.400, SLG: 0.522 | B FF 90<br>X CH 84<br>1-0 ③ G5-3 | | X SI 91<br>0-0 ② G4-3 2-3 3-H | | | F SI 86<br>S CU 77<br>B FF 90<br>F CU 77<br>B FF 92<br>X SL 84<br>2-2 45 F8 9 1B 1B | X CH 85<br>0-0 ③ G5-3 | | | 4 | 1 | 1 | 1 | 0 | 0 | 3 |
| 45 Carlos Lee, R (1, 7)<br>OBP: 0.346, SLG: 0.464 | | C SI 89<br>B FF 90<br>F FF 90<br>F FF 91<br>F CH 84<br>X SI 86<br>1-2 9 G5-4-3 1B | B FF 91<br>X FF 91<br>1-0 ③ G4-3 | | | B SI 91<br>F SI 86<br>1 SAFE<br>B SI 91<br>X SI 86<br>2-1 ② F8 1-2 | | X FF 90<br>0-0 3 BB 77 1B 1B | | 4 | 0 | 2 | 0 | 0 | 0 | 2 |
| 9 Hunter Pence, R (1, 9)<br>OBP: 0.369, SLG: 0.488 | | X CH 85<br>0-0 ①② G5-4-3 1-2f | | S FF 90<br>F CU 75<br>S FF 91<br>0-3 ① K | | B CH 84<br>D CU 77<br>X CU 77<br>2-0 2-H 1B | | X CH 84<br>0-0 ① L4 | | 4 | 0 | 1 | 1 | 0 | 1 | 2 |
| 77 Ivan Rodriguez, R (1, 2)<br>OBP: 0.282, SLG: 0.401 | | B SI 91<br>X SI 89<br>1-0 3 BB 1B | | B SI 90<br>C CH 84<br>B FF 90<br>X CH 84<br>2-1 3 G5-4-3 1B | | 1 SAFE<br>C SI 90<br>F CU 76<br>1 SAFE<br>X FF 90<br>0-2 ③ F9 | | F FF 90<br>B CH 83<br>F CH 83<br>X CH 84<br>1-2 3 BB 1-2 1B | | 4 | 0 | 3 | 0 | 0 | 0 | 1 |
| 3 Kazuo Matsui, S (1, 4)<br>OBP: 0.291, SLG: 0.308 | | D FF 90<br>B FF 91<br>B SI 89<br>B FF 90<br>4-0 1-2 BB | B CU 75<br>F FF 91<br>B CH 85<br>X SI 91<br>2-1 ②③ G5-4-3 1-2f | | | | C FF 95<br>B FF 96<br>X FF 94<br>1-1 2 FC3-6 8 BB 21 FC4-6 1B | B FF 91<br>B FF 84<br>C FF 85<br>B FF 85<br>B FF 91<br>4-1 8 G6-4-3 1-2 2-3 BB | | 2 | 1 | 1 | 0 | 2 | 0 | 1 |
| 8 Jeff Keppinger, R (1, 5)<br>OBP: 0.348, SLG: 0.397 | | B CU 75<br>B FF 90<br>X FF 91<br>2-0 ③ L9 | | | B FF 89<br>B FF 89<br>C FF 90<br>F SI 90<br>F SL 83<br>X SI 90<br>2-2 ① G4-3 | | C FF 95<br>B CH 84<br>1 SAFE<br>B FF 95<br>B FF 95<br>B FF 96<br>4-1 2 FC3-6 1-2 BB | C FF 85<br>X FF 85<br>0-1 ②③ G6-4-3 1-2f | | 3 | 0 | 0 | 0 | 1 | 0 | 5 |
| 38 Brian Moehler, R (1, 1)<br>48 Tim Byrdak, L (7, 1)<br>43 Chris Sampson, R (7, 1)<br>2 Darin Erstad, L (7, PH)<br>OBP: 0.234, SLG: 0.282<br>50 Alberto Arias, R (8, 1)<br>36 Matt Kata, S (9, PH)<br>OBP: 0.206, SLG: 0.219 | | | C FF 89<br>B SI 90<br>C FF 90<br>B SI 91<br>X FF 91<br>2-2 ① L7 | | B FF 90<br>B SI 90<br>B FF 89<br>X FF 90<br>2-1 ② G5-3 | | B FF 97<br>C FF 96<br>B SL 86<br>X FF 95<br>2-1 ① FC3-6 21 FC4-6 1-2f 2-3 | | F SI 93<br>F SI 94<br>X FF 94<br>0-2 ① G4-3 | 2<br>0<br>0<br>1<br>0<br>1 | 0<br>0<br>0<br>0<br>0<br>0 | 0<br>0<br>0<br>0<br>0<br>0 | 0<br>0<br>0<br>0<br>0<br>0 | 0<br>0<br>0<br>0<br>0<br>0 | 0<br>0<br>0<br>2<br>0<br>0 | 0<br>0<br>0<br>0<br>0<br>0 |
| Inning Stats | R: 0<br>E: 0<br>K: 0<br>S: 3<br>H: 0<br>LOB: 0<br>BB: 0<br>P: 5 | R: 0<br>E: 0<br>K: 0<br>S: 8<br>H: 2<br>LOB: 2<br>BB: 1<br>P: 16 | R: 1<br>E: 0<br>K: 0<br>S: 8<br>H: 1<br>LOB: 1<br>BB: 1<br>P: 15 | R: 0<br>E: 0<br>K: 1<br>S: 7<br>H: 1<br>LOB: 0<br>BB: 0<br>P: 11 | R: 0<br>E: 0<br>K: 1<br>S: 9<br>H: 0<br>LOB: 0<br>BB: 0<br>P: 16 | R: 1<br>E: 0<br>K: 0<br>S: 13<br>H: 2<br>LOB: 1<br>BB: 0<br>P: 22 | R: 1<br>E: 0<br>K: 0<br>S: 11<br>H: 2<br>LOB: 2<br>BB: 1<br>P: 19 | R: 0<br>E: 0<br>K: 0<br>S: 8<br>H: 2<br>LOB: 2<br>BB: 1<br>P: 13 | R: 0<br>E: 0<br>K: 0<br>S: 11<br>H: 0<br>LOB: 0<br>BB: 0<br>P: 14 | 1B: 9<br>2B: 1<br>3B: 0<br>HR: 0 | SF: 0<br>SAC: 0<br>DP: 3<br>HBP: 0 | | | | | |

| | AB | 34 |
|---|---|---|
| | R | 3 |
| | H | 10 |
| | RBI | 3 |
| | BB | 4 |
| | SO | 2 |
| | LOB | 17 |

| PITCHER | | IP | WLS | BF | H | R | ER | SO | BB | IBB | HBP | BLK | WP | HR | S | P | ERA | WHIP |
|---|---|---|---|---|---|---|---|---|---|---|---|---|---|---|---|---|---|---|
| 28 Paul Maholm, L<br>ERA: 4.6 | (1, 1) | 6.0 | W | 24 | 6 | 2 | 2 | 2 | 2 | 0 | 0 | 0 | 0 | 0 | 48 | 85 | 3.00 | 1.333 |
| 52 Joel Hanrahan, R<br>ERA: 7.97 | (7, 1) | 0.1 | | 3 | 1 | 1 | 1 | 0 | 1 | 0 | 0 | 0 | 0 | 0 | 5 | 12 | 27.00 | 6.000 |
| 34 John Grabow, L<br>ERA: 3.49 | (7, 1) | 1.2 | H | 8 | 3 | 0 | 0 | 0 | 1 | 0 | 0 | 0 | 0 | 0 | 14 | 20 | 0.00 | 2.400 |
| 55 Matt Capps, R<br>ERA: 4.71 | (9, 1) | 1.0 | S | 3 | 0 | 0 | 0 | 0 | 0 | 0 | 0 | 0 | 0 | 0 | 11 | 14 | 0.00 | 0.000 |

| PITCHER | IP | WLS | BF | H | R | ER | SO | BB | IBB | HBP | BLK | WP | HR | S | P | ERA | WHIP |
|---|---|---|---|---|---|---|---|---|---|---|---|---|---|---|---|---|---|

# Pittsburgh Pirates @ Houston Astros

Minute Maid Park, Houston, TX

Wed Jul 08 2009, 1:05 PM CDT

Att. 29,243 - Roof Closed - 73 F

TOP

livebaseballscorecards.com

| Batter | 1 | 2 | 3 | 4 | 5 | 6 | 7 | 8 | 9 | AB | R | H | RBI | BB | SO | LOB |
|---|---|---|---|---|---|---|---|---|---|---|---|---|---|---|---|---|
| 22 Andrew McCutchen, R (1, 8)<br>OBP: 0.346, SLG: 0.440 | C FF 89<br>X CU 75<br>0-1 ① G6-3 | | B CU 75<br>C FF 92<br>F CU 78<br>S FF 92<br>1-3 ② K | | | B CU 73<br>F FF 91<br>X CU 76<br>1-1 ① G5-3 | | | C FF 90<br>B FF 90<br>B FF 91<br>C FF 90<br>S FF 91<br>2-3 ① K | 4 | 0 | 0 | 0 | 0 | 2 | 0 |
| 2 Jack Wilson, R (1, 6)<br>OBP: 0.304, SLG: 0.403 | C FF 90<br>F CU 76<br>B FF 91<br>S CU 79<br>1-3 ② K2-3 | | C FF 92<br>F FF 92<br>B FF 90<br>B CU 78<br>F CU 78<br>F SI 92<br>B CU 78<br>F FF 91<br>X FF 92<br>3-2 ③ G3-1 | | | X FF 91<br>0-0 ② P6 | | | C FF 92<br>B CU 75<br>S FF 91<br>F FF 92<br>X CU 76<br>1-2 ② F9 | 4 | 0 | 0 | 0 | 0 | 1 | 0 |
| 24 Delwyn Young, S (1, 7)<br>OBP: 0.388, SLG: 0.403 | C FF 92<br>B CU 78<br>F FF 90<br>S FF 91<br>1-3 ③ K | | | B FF 91<br>S SI 91<br>F CH 83<br>S CU 77<br>1-3 ① K | | B FF 91<br>S FF 90<br>F FF 91<br>B FF 91<br>F CU 78<br>B CU 78<br>F FF 92<br>X FF 91<br>3-2 ③ P4 | | | F FF 91<br>B FF 93<br>X FF 92<br>1-1 1B | 4 | 0 | 1 | 0 | 0 | 2 | 0 |
| 46 Garrett Jones, L (1, 9)<br>OBP: 0.333, SLG: 0.613 | | C FF 91<br>X SI 90<br>0-1 ① P4 | | F CU 78<br>F SI 90<br>X CU 76<br>0-2 ② G4-3 | | | C FF 90<br>B SI 90<br>X CU 74<br>1-1 15 G6-4-3 1B | | F SI 90<br>B SI 89<br>C CU 75<br>C SI 90<br>1-3 ③ K | 4 | 0 | 1 | 0 | 0 | 1 | 1 |
| 15 Andy LaRoche, R (1, 5)<br>OBP: 0.346, SLG: 0.387 | | C FC 91<br>X CU 75<br>0-1 25 1B 1B | | C FF 91<br>F FF 91<br>B FF 91<br>X CU 77<br>1-2 ③ F9 | | | B SI 91<br>B SI 91<br>C FF 91<br>X SI 91<br>2-1 ①② G6-4-3<br>1-2f | | | 3 | 0 | 1 | 0 | 0 | 0 | 1 |
| 25 Adam LaRoche, L (1, 3)<br>OBP: 0.345, SLG: 0.464 | | B SI 91<br>B SI 89<br>F SI 89<br>B SI 91<br>1 SAFE<br>X SI 91<br>3-1 1-2 1B | | | F FF 92<br>F SI 89<br>B FF 90<br>X SI 90<br>1-2 ① G3-1 | | X SI 88<br>0-0 ③ P2 | | | 3 | 0 | 1 | 0 | 0 | 0 | 0 |
| 23 Robinzon Diaz, R (1, 2)<br>OBP: 0.314, SLG: 0.375 | | B FF 90<br>B SI 90<br>B FF 90<br>C FF 91<br>S FF 91<br>T FF 92<br>3-2 ② K | | | C FF 91<br>B CU 79<br>C CU 78<br>B FF 92<br>S FF 91<br>2-3 ② K | | | B CU 74<br>S FF 91<br>B CU 74<br>X FF 90<br>2-1 ① F8 | | 3 | 0 | 0 | 0 | 0 | 2 | 2 |
| 5 Ramón Vázquez, L (1, 4)<br>OBP: 0.351, SLG: 0.279 | | F FF 91<br>S SI 92<br>C SI 91<br>0-3 ③ K | | | B CU 74<br>C SI 89<br>X SI 89<br>1-1 1B | | | C FF 92<br>F SI 90<br>B CU 74<br>B CU 78<br>F CU 76<br>B SI 92<br>B SI 87<br>4-2 44 G4-6-3 BB | | 2 | 0 | 1 | 0 | 1 | 1 | 2 |
| 37 Charlie Morton, R (1, 1)<br>Steve Pearce, R (5, PH)<br>OBP: 0.214, SLG: 0.167<br>Steven Jackson, R (5, 1)<br>47 Evan Meek, R (7, 1)<br>44 Brandon Moss, L (8, PH)<br>OBP: 0.305, SLG: 0.369<br>27 Jeff Karstens, R (8, 1)<br>OBP: 0.167, SLG: 0.063 | | | B FF 90<br>C FF 89<br>B FF 91<br>S FF 91<br>F FF 91<br>C FF 92<br>2-3 ① K | | C FF 92<br>F CU 77<br>C SI 92<br>0-3 ③ K | | | B FF 87<br>C CH 86<br>B FF 90<br>X SI 88<br>2-1 ②③ G4-6-3<br>1-2f | | 1 0 0 0 0 1 0<br>1 0 0 0 0 1 1<br>0 0 0 0 0 0 0<br>0 0 0 0 0 0 0<br>1 0 0 0 0 0 1<br>0 0 0 0 0 0 0 | | | | | | |

| Inning Stats | | | | | | | | | | | | | | | | | | | | | | | | | | | | | | | | | | | |
|---|---|---|---|---|---|---|---|---|---|---|---|---|---|---|---|---|---|---|---|---|---|---|---|---|---|---|---|---|---|---|---|---|---|---|---|
| | R: 0 | E: 0 | K: 2 | S: 8 | H: 0 | LOB: 0 | BB: 0 | P: 10 | R: 0 | E: 0 | K: 2 | S: 12 | H: 2 | LOB: 2 | BB: 0 | P: 18 | R: 0 | E: 0 | K: 2 | S: 13 | H: 0 | LOB: 0 | BB: 0 | P: 19 | R: 0 | E: 0 | K: 1 | S: 9 | H: 0 | LOB: 0 | BB: 0 | P: 11 | R: 0 | E: 0 | K: 2 | S: 11 | H: 1 | LOB: 1 | BB: 0 | P: 15 |
| | R: 0 | E: 0 | K: 0 | S: 8 | H: 0 | LOB: 0 | BB: 0 | P: 12 | R: 0 | E: 0 | K: 0 | S: 5 | H: 1 | LOB: 0 | BB: 0 | P: 8 | R: 0 | E: 0 | K: 0 | S: 7 | H: 0 | LOB: 0 | BB: 1 | P: 15 | R: 0 | E: 0 | K: 2 | S: 12 | H: 1 | LOB: 1 | BB: 0 | P: 17 | 1B: 5 | 2B: 0 | 3B: 0 | HR: 0 | SF: 0 | SAC: 0 | DP: 2 | HBP: 0 |

| | AB | 30 |
|---|---|---|
| | R | 0 |
| | H | 5 |
| | RBI | 0 |
| | BB | 1 |
| | SO | 11 |
| | LOB | 8 |

WP: 0 PA: 31
PB: 0
SB: 0
CS: 0

| PITCHER | IP | WLS | BF | H | R | ER | SO | BB | IBB | HBP | BLK | WP | HR | S | P | ERA | WHIP |
|---|---|---|---|---|---|---|---|---|---|---|---|---|---|---|---|---|---|
| 51 Wandy Rodriguez, L (1, 1)<br>ERA: 2.96 | 9.0 | W | 31 | 5 | 0 | 0 | 11 | 1 | 0 | 0 | 0 | 0 | 0 | 85 | 125 | 0.00 | 0.667 |

| PITCHER | IP | WLS | BF | H | R | ER | SO | BB | IBB | HBP | BLK | WP | HR | S | P | ERA | WHIP |
|---|---|---|---|---|---|---|---|---|---|---|---|---|---|---|---|---|---|

# BOTTOM

| Batter | 1 | 2 | 3 | 4 | 5 | 6 | 7 | 8 | 9 | AB | R | H | RBI | BB | SO | LOB |
|---|---|---|---|---|---|---|---|---|---|---|---|---|---|---|---|---|
| 21 Michael Bourn, L (1, 8)<br>OBP: 0.362, SLG: 0.397 | B FF 86<br>C FF 91<br>F FF 89<br>B FF 93<br>X FF 90<br>2-2 ① G6-3 | | B CU 78<br>B FF 93<br>C CH 83<br>X FF 93<br>2-1 10 1B 3B | X FF 91<br>0-0 10 1B 17 2B 1B<br>1-2<br>3-H | | B FF 88<br>F CH 82<br>B SI 89<br>B SI 88<br>D SI 90<br>4-1 10 S BB | | B SI 92<br>B CH 79<br>C CH 78<br>S CH 77<br>D CH 80<br>B SI 91<br>4-2 10 G4-6-3 BB | | 3 | 2 | 2 | 1 | 2 | 0 | 0 |
| 10 Miguel Tejada, R (1, 6)<br>OBP: 0.359, SLG: 0.479 | B FF 94<br>F FF 90<br>B FF 93<br>F CH 82<br>X FF 94<br>2-2 ② G3-1 | | S FF 90<br>B FF 90<br>X FF 94<br>1-1 17 2B 1B<br>3-H | B CU 81<br>C CU 80<br>B FF 89<br>F CH 82<br>X FF 94<br>2-2 17 2B 1B<br>1-2<br>2-3 | | B CH 80<br>B FF 87<br>C CH 81<br>X SL 80<br>2-1 ② G6-3<br>1-2 | | S CU 72<br>F SL 80<br>B SI 90<br>X SI 91<br>1-2 ②③ G4-6-3<br>1-2f | | 5 | 0 | 2 | 1 | 0 | 0 | 4 |
| 17 Lance Berkman, S (1, 3)<br>OBP: 0.401, SLG: 0.529 | B FF 89<br>B FF 90<br>C FF 93<br>C CH 84<br>S FF 94<br>2-3 ③ K | | B SI 91<br>F CH 83<br>1 SAFE<br>B CU 81<br>X CU 82<br>2-1 ② 45 2B 2B<br>1-H | B CH 84<br>B SI 89<br>F CH 84<br>B CH 84<br>X FF 94<br>3-1 1-3 2-H 3-H 2B | | B SI 89<br>B CH 82<br>D CH 81<br>X FF 88<br>3-0 ③ G4-3 | | | | 4 | 1 | 2 | 2 | 0 | 1 | 1 |
| 45 Carlos Lee, R (1, 7)<br>OBP: 0.348, SLG: 0.468 | | C FF 91<br>B FF 94<br>B SL 86<br>F SI 90<br>B CU 79<br>X FF 91<br>3-2 9 G6-3 27 1B 1B | D CU 80<br>C CU 80<br>X FF 94<br>1-1 2-H 2B | B FF 90<br>B CU 82<br>B CH 82<br>F CH 83<br>X FF 94<br>3-1 ③ G5-3 | | | B SI 94<br>B SI 90<br>B SI 92<br>C FF 91<br>F SI 92<br>S CU 80<br>3-3 ① K | | | 4 | 0 | 2 | 1 | 0 | 1 | 2 |
| 27 Geoff Blum, S (1, 5)<br>OBP: 0.335, SLG: 0.342 | | B FF 89<br>X SI 90<br>1-0 9 G6-3 1B<br>1-2 | B FF 90<br>S CU 80<br>B FF 94<br>X CU 79<br>2-1 ③ F8 | | C SI 88<br>F FF 89<br>B FF 89<br>X CH 82<br>1-2 ① G4-3 | | F SI 96<br>F FF 96<br>B CU 84<br>B FF 96<br>S CU 82<br>2-3 ② K | | | 4 | 0 | 1 | 0 | 0 | 1 | 1 |
| 9 Hunter Pence, R (1, 9)<br>OBP: 0.368, SLG: 0.485 | | C FF 89<br>D CU 80<br>F CH 81<br>F FF 94<br>X CU 80<br>1-2 ① G6-3<br>1-2<br>2-3 | X FF 90<br>0-0 ① G6-3 | F SI 89<br>X SI 89<br>0-1 55 S 1B | | | C FF 96<br>B FF 96<br>S SI 94<br>S CU 85<br>1-3 ③ K2-3 | | | 4 | 0 | 1 | 0 | 0 | 1 | 2 |
| 3 Kazuo Matsui, S (1, 4)<br>OBP: 0.295, SLG: 0.311 | | B FF 93<br>C CH 83<br>S CU 81<br>S CU 80<br>1-3 ② K2-3 | B FF 85<br>S FF 90<br>B CH 82<br>S FF 90<br>B FF 93<br>X CU 80<br>3-2 51 FC1-6 55 S 21 1B 1B | B FF 89<br>1 SAFE<br>F<br>S SI 88<br>1 SAFE<br>S CH 82<br>1-3 ② K | | | | F SI 89<br>F SI 92<br>B CH 78<br>X CU 72<br>1-2 55 2B 1B | | 4 | 1 | 2 | 0 | 0 | 2 | 3 |
| 55 Humberto Quintero, R (1, 2)<br>OBP: 0.263, SLG: 0.311 | | S FF 95<br>X FF 94<br>0-1 ③ G6-3 | 1 SAFE<br>B FF 90<br>B CU 79<br>B FF 90<br>B FF 92<br>4-0 51 FC1-6<br>1-2 BB | 1 SAFE<br>S CH 81<br>X CH 82<br>0-1 ③ F8<br>1-2 | | | | B SI 91<br>X FF 89<br>1-0 1-3 2B | | 3 | 0 | 1 | 0 | 1 | 0 | 3 |
| 51 Wandy Rodriguez, S (1, 1)<br>OBP: 0.059, SLG: 0.030 | | | C FF 92<br>C FF 90<br>F FF 90<br>S FF 94<br>0-3 ① K | X FF 93<br>0-0 ② FC1-6 10 1B 21 1B 17 2B<br>1-2f<br>2-3 | | B SI 88<br>C SI 88<br>X SI 89<br>1-1 ① F7 | | S SI 92<br>F SI 92<br>X SI 92<br>0-2 ① G6-3 | | 4 | 1 | 0 | 0 | 0 | 1 | 4 |
| Inning Stats | R: 0<br>E: 0<br>K: 1<br>S: 9<br>H: 0<br>LOB: 0<br>BB: 0<br>P: 15 | R: 0<br>E: 0<br>K: 1<br>S: 13<br>H: 2<br>LOB: 2<br>BB: 0<br>P: 19 | R: 2<br>E: 0<br>K: 1<br>S: 14<br>H: 4<br>LOB: 1<br>BB: 0<br>P: 22 | R: 3<br>E: 0<br>K: 0<br>S: 13<br>H: 4<br>LOB: 2<br>BB: 1<br>P: 28 | R: 0<br>E: 0<br>K: 1<br>S: 10<br>H: 1<br>LOB: 1<br>BB: 0<br>P: 12 | R: 0<br>E: 0<br>K: 0<br>S: 6<br>H: 0<br>LOB: 1<br>BB: 1<br>P: 16 | R: 0<br>E: 0<br>K: 3<br>S: 9<br>H: 0<br>LOB: 0<br>BB: 0<br>P: 15 | R: 0<br>E: 0<br>K: 0<br>S: 12<br>H: 2<br>LOB: 2<br>BB: 1<br>P: 19 | | 1B: 8<br>2B: 4<br>3B: 1<br>HR: 0<br>SF: 0<br>SAC: 0<br>DP: 1<br>HBP: 0 | | | | | |

| PITCHER | IP | WLS | BF | H | R | ER | SO | BB | IBB | HBP | BLK | WP | HR | S | P | ERA | WHIP |
|---|---|---|---|---|---|---|---|---|---|---|---|---|---|---|---|---|---|
| 37 Charlie Morton, R (1, 1)<br>ERA: 4.29 | 4.0 | L | 22 | 10 | 5 | 5 | 3 | 1 | 0 | 0 | 0 | 0 | 0 | 49 | 84 | 11.25 | 2.750 |
| Steven Jackson, R (5, 1)<br>ERA: 3.44 | 2.0 | | 8 | 1 | 0 | 0 | 1 | 1 | 0 | 0 | 0 | 0 | 0 | 16 | 28 | 0.00 | 1.000 |
| 47 Evan Meek, R (7, 1)<br>ERA: 2.76 | 1.0 | | 3 | 0 | 0 | 0 | 3 | 0 | 0 | 0 | 0 | 0 | 0 | 9 | 15 | 0.00 | 0.000 |
| 27 Jeff Karstens, R (8, 1)<br>ERA: 4.85 | 1.0 | | 5 | 2 | 0 | 0 | 0 | 1 | 0 | 0 | 0 | 0 | 0 | 12 | 19 | 0.00 | 3.000 |

| PITCHER | IP | WLS | BF | H | R | ER | SO | BB | IBB | HBP | BLK | WP | HR | S | P | ERA | WHIP |
|---|---|---|---|---|---|---|---|---|---|---|---|---|---|---|---|---|---|

Pittsburgh Pirates @ Houston Astros
Minute Maid Park, Houston, TX
Wed Jul 08 2009, 1:05 PM CDT
Att. 29,243 - Roof Closed - 73 F

livebaseballscorecards.com

| | |
|---|---|
| AB | 35 |
| R | 5 |
| H | 13 |
| RBI | 5 |
| BB | 3 |
| SO | 7 |
| LOB | 20 |

WP: 0 PB: 0 SB: 3 CS: 0 PA: 38

| Batter | 1 | 2 | 3 | 4 | 5 | 6 | 7 | 8 | 9 | AB | R | H | RBI | BB | SO | LOB |
|---|---|---|---|---|---|---|---|---|---|---|---|---|---|---|---|---|
| 22 Andrew McCutchen, R (1, 8)<br>OBP: 0.338, SLG: 0.428 | B FF 89<br>C FF 89<br>C SL 83<br>F FF 92<br>B SI 92<br>S CU 76<br>2-3 ① K | | C SL 82<br>S CH 82<br>T FF 91<br>0-2 ② K | | C SI 88<br>B SL 83<br>B CH 82<br>F SL 83<br>X CU 74<br>2-2 ② G5-3 | | | B SL 83<br>B SI 88<br>C SL 82<br>F SI 89<br>X SI 90<br>2-2 ① F8 | | 4 | 0 | 0 | 0 | 0 | 2 | 0 |
| 12 Freddy Sanchez, R (1, 4)<br>OBP: 0.356, SLG: 0.481 | C FF 89<br>C SI 89<br>B CH 83<br>S FF 92<br>1-3 ② K | | C SL 83<br>C FF 89<br>B CU 78<br>B CH 82<br>F FF 92<br>F FF 90<br>F CU 76<br>X SI 90<br>2-2 46 WP 1B | | C SL 83<br>B CH 83<br>F SL 83<br>X CU 74<br>1-2 E5 | | | C CH 83<br>B CU 76<br>X CH 82<br>1-1 46 G3-1 2B | | 4 | 0 | 2 | 0 | 0 | 1 | 0 |
| 46 Garrett Jones, L (1, 7)<br>OBP: 0.351, SLG: 0.676 | X FF 88<br>0-0 HR | | C FF 89<br>B CH 81<br>B FF 90<br>S CU 76<br>B FF 91<br>B SI 89<br>4-2 1-2 BB | | X CH 82<br>0-0 ③ G3 | | | F SI 92<br>F SI 91<br>B SI 91<br>D SL 80<br>X SI 93<br>2-3<br>2-2 ② G3-1 | | 3 | 1 | 1 | 1 | 1 | 0 | 2 |
| 41 Ryan Doumit, S (1, 2)<br>OBP: 0.250, SLG: 0.429 | C FF 90<br>B SL 84<br>F CH 84<br>X SI 90<br>1-2 ③ G1-3 | | B CU 74<br>B FF 89<br>X CH 82<br>2-0 ③ G1-3 | | | B CU 73<br>X FF 90<br>1-0 ① F9 | | C CH 81<br>B SL 81<br>F CH 80<br>B SI 91<br>D SL 82<br>X CH 81<br>3-2 ③ G6-3 | | 4 | 0 | 0 | 0 | 0 | 0 | 3 |
| 25 Adam LaRoche, L (1, 3)<br>OBP: 0.341, SLG: 0.458 | | X FF 86<br>0-0 ① F7 | | C SI 87<br>C FF 89<br>B FF 89<br>B CH 81<br>F FF 89<br>C SL 83<br>2-3 ① K | | C CU 74<br>S CH 82<br>C SI 90<br>0-3 ② K | | | B FF 91<br>X SI 91<br>1-0 ① G3 | 4 | 0 | 0 | 0 | 0 | 2 | 0 |
| 15 Andy LaRoche, R (1, 5)<br>OBP: 0.345, SLG: 0.385 | | C SI 87<br>B SI 88<br>F SI 88<br>B FF 90<br>F CH 82<br>X SL 84<br>2-2 ② G5-3 | | X SL 81<br>0-0 1B | | X SL 81<br>0-0 ③ G5-3 | | | C SL 84<br>B FF 94<br>S SL 84<br>B SL 84<br>B FF 94<br>C SL 84<br>3-3 ② K | 4 | 0 | 1 | 0 | 0 | 1 | 0 |
| 44 Brandon Moss, L (1, 9)<br>OBP: 0.308, SLG: 0.382 | | F FF 89<br>H FC 87<br>1-1 HBP | | S SL 83<br>B FF 90<br>T CH 83<br>1 SAFE<br>X FF 91<br>1-2 ② F8 | | | F FF 88<br>F CH 80<br>F SL 83<br>F SL 82<br>B CH 81<br>B SL 82<br>X CH 80<br>2-2 ① G3 | | F FF 94<br>B FF 93<br>S SL 85<br>B SL 84<br>F SL 83<br>X FF 93<br>2-2 HR | 3 | 1 | 1 | 1 | 0 | 0 | 1 |
| 2 Jack Wilson, R (1, 6)<br>OBP: 0.303, SLG: 0.401 | | B SI 88<br>B CH 83<br>C SI 88<br>X SL 82<br>2-1 ③ G5-3 | | X SI 90<br>0-0 ③ F8 | | | C SL 81<br>B CU 76<br>X CH 83<br>1-1 ② F8 | | S SL 85<br>X SL 86<br>0-1 1B | 4 | 0 | 1 | 0 | 0 | 0 | 2 |
| 57 Zach Duke, L (1, 1)<br>OBP: 0.270, SLG: 0.294<br>24 Delwyn Young, S (9, PH)<br>OBP: 0.386, SLG: 0.400 | | | B FF 86<br>C SI 86<br>F FF 91<br>X CU 76<br>1-2 ① G4-3 | | X SI 86<br>0-0 ① P6 | | B SI 89<br>C FF 88<br>S CH 82<br>S CH 81<br>1-3 ③ K | | B FF 92<br>B FF 92<br>B FF 91<br>C FF 92<br>C SL 83<br>S SL 85<br>3-3 ③ K | 3<br>1 | 0<br>0 | 0<br>0 | 0<br>0 | 0<br>0 | 1<br>1 | 0<br>1 |
| Inning Stats | R: 1 H: 1<br>E: 0 LOB: 0<br>K: 2 BB: 0<br>S: 11 P: 15 | R: 0 H: 0<br>E: 0 LOB: 1<br>K: 0 BB: 0<br>S: 8 P: 13 | R: 0 H: 1<br>E: 0 LOB: 2<br>K: 1 BB: 1<br>S: 15 P: 24 | R: 0 H: 1<br>E: 0 LOB: 1<br>K: 1 BB: 0<br>S: 9 P: 12 | R: 0 H: 0<br>E: 1 LOB: 1<br>K: 0 BB: 0<br>S: 8 P: 11 | R: 0 H: 0<br>E: 0 LOB: 0<br>K: 1 BB: 0<br>S: 5 P: 6 | R: 0 H: 0<br>E: 0 LOB: 0<br>K: 1 BB: 0<br>S: 10 P: 14 | R: 0 H: 1<br>E: 0 LOB: 1<br>K: 0 BB: 0<br>S: 11 P: 19 | R: 1 H: 2<br>E: 0 LOB: 1<br>K: 2 BB: 0<br>S: 13 P: 22 | 1B: 3 SF: 0<br>2B: 1 SAC: 0<br>3B: 0 DP: 0<br>HR: 2 HBP: 1 | | | | | | |

| PITCHER | | IP | WLS | BF | H | R | ER | SO | BB | IBB | HBP | BLK | WP | HR | S | P | ERA | WHIP |
|---|---|---|---|---|---|---|---|---|---|---|---|---|---|---|---|---|---|---|
| 56 Joe Blanton, R<br>ERA: 4.44 | (1, 1) | 7.1 | W | 29 | 4 | 1 | 1 | 6 | 1 | 0 | 1 | 0 | 1 | 1 | 71 | 103 | 1.23 | 0.682 |
| 16 J.C. Romero, L<br>ERA: 2.7 | (8, 1) | 1.0 | H | 3 | 0 | 0 | 0 | 0 | 0 | 0 | 0 | 0 | 0 | 0 | 7 | 13 | 0.00 | 0.000 |
| 54 Brad Lidge, R<br>ERA: 7.03 | (9, 1) | 0.2 | S | 4 | 2 | 1 | 1 | 2 | 0 | 0 | 0 | 0 | 0 | 1 | 12 | 20 | 13.50 | 3.000 |

| PITCHER | IP | WLS | BF | H | R | ER | SO | BB | IBB | HBP | BLK | WP | HR | S | P | ERA | WHIP |
|---|---|---|---|---|---|---|---|---|---|---|---|---|---|---|---|---|---|

# TOP

Pittsburgh Pirates @ Philadelphia Phillies
Citizens Bank Park, Philadelphia, PA
Fri Jul 10 2009, 7:05 PM EDT
Att. 45,246 - Cloudy - 79 F

livebaseballscorecards.com

| | |
|---|---|
| AB | 34 |
| R | 2 |
| H | 6 |
| RBI | 2 |
| BB | 1 |
| SO | 8 |
| LOB | 9 |

PA: 36

WP: 1
PB: 0
SB: 0
CS: 0

# BOTTOM

Pittsburgh Pirates @ Philadelphia Phillies
Citizens Bank Park, Philadelphia, PA
Fri Jul 10 2009, 7:05 PM EDT
Att. 45,246 - Cloudy - 79 F

livebaseballscorecards.com

| Batter | 1 | 2 | 3 | 4 | 5 | 6 | 7 | 8 | 9 | AB | R | H | RBI | BB | SO | LOB |
|---|---|---|---|---|---|---|---|---|---|---|---|---|---|---|---|---|
| 11 Jimmy Rolls, S (1, 6)<br>OBP: 0.278, SLG: 0.347 | C FF 89<br>B FF 89<br>X CU 76<br>1-1 ① G5-3 | | X FF 88<br>0-0 ② G6-3 | | C SI 85<br>B SI 86<br>B CH 81<br>X SI 88<br>2-1 ① G6-3 | | | C CH 80<br>X SI 87<br>0-1 ① F8 | | 4 | 0 | 0 | 0 | 0 | 0 | 0 |
| 8 Shane Victorino, S (1, 8)<br>OBP: 0.379, SLG: 0.472 | B FF 90<br>C SI 89<br>S CH 83<br>B CU 77<br>X CU 75<br>2-2 26 CS 2B | | C SI 89<br>B CH 82<br>X CH 83<br>1-1 26 1B; 26 E 1B | | C SI 87<br>X CH 81<br>0-1 ② P4 | | | X CH 80<br>0-0 2B | | 4 | 1 | 3 | 0 | 0 | 0 | 0 |
| 26 Chase Utley, L (1, 4)<br>OBP: 0.427, SLG: 0.575 | B FF 90<br>C FF 90<br>S CU 77<br>B FF 90<br>B CU 76<br>F SI 90<br>B SL 83<br>4-2 ② 6 BB<br>2-3 BB | | D SL 81<br>B SI 90<br>S SI 89<br>1 SAFE<br>B SI 90<br>X SI 89<br>3-1 E8; 28 2B<br>1-H 1B | | C SI 87<br>B SL 82<br>B SL 80<br>F SI 88<br>F FF 89<br>B CU 75<br>C SL 80<br>3-3 ③ K | | | C SI 87<br>B SL 80<br>B SL 81<br>F SI 88<br>F CU 74<br>S FF 88<br>2-3 ② K | | 3 | 1 | 1 | 0 | 1 | 2 | 1 |
| 6 Ryan Howard, L (1, 3)<br>OBP: 0.333, SLG: 0.518 | B CU 77<br>B FF 90<br>F CU 76<br>D SL 82<br>B CU 76<br>4-1<br>1-2 BB | | B CU 74<br>S SL 80<br>S SL 81<br>B SL 80<br>F SL 81<br>B SI 90<br>B SL 82<br>4-2 28 2B BB | | | B SI 88<br>F SL 81<br>F SI 88<br>S FF 89<br>1-3 ① K | | F CU 75<br>B CU 75<br>B SI 89<br>S SL 79<br>S FF 90<br>2-3 ③ K | | 2 | 1 | 0 | 0 | 2 | 2 | 1 |
| 28 Jayson Werth, R (1, 9)<br>OBP: 0.372, SLG: 0.523 | B CH 83<br>B CH 84<br>C SI 90<br>X FF 90<br>2-1 ③ F9 | | B SI 90<br>F CH 83<br>X FF 89<br>1-1<br>1-H<br>3-H 2B | | | C CU 74<br>B FF 89<br>F CH 80<br>B CH 80<br>F CH 81<br>B CU 75<br>F SI 89<br>X CH 81<br>3-2 ② G6-3 | | | | 3 | 0 | 1 | 2 | 0 | 0 | 2 |
| 7 Pedro Feliz, R (1, 5)<br>OBP: 0.335, SLG: 0.403 | | C SI 89<br>B SI 89<br>X SI 89<br>1-1 ① F9 | X CH 82<br>0-0 ③ G4-3 | | | C SI 88<br>C CH 82<br>B CU 75<br>X FF 89<br>1-2 ③ G5-3 | | | | 3 | 0 | 0 | 0 | 0 | 0 | 1 |
| 40 John Mayberry Jr., R (1, 7)<br>OBP: 0.235, SLG: 0.479 | | C SI 89<br>F CH 84<br>B CH 82<br>S FF 90<br>1-3 ② K | F CH 81<br>B CH 80<br>C FF 88<br>X CH 80<br>1-2 ① G5-3 | | | | B SI 89<br>F CH 81<br>B CH 81<br>X FF 89<br>2-1 ① G6-3 | | | 3 | 0 | 0 | 0 | 0 | 1 | 0 |
| 23 Paul Bako, L (1, 2)<br>OBP: 0.240, SLG: 0.217 | | C SI 88<br>X CU 76<br>0-1 ③ L4 | X FF 88<br>0-0 ② L5 | | | | X SI 89<br>0-0 ② G4-3 | | | 3 | 0 | 0 | 0 | 0 | 0 | 0 |
| 56 Joe Blanton, R (1, 1)<br>OBP: 0.167, SLG: 0.038<br>16 J.C. Romero, S (8, 1)<br>54 Brad Lidge, R (9, 1) | | | C SI 87<br>S SI 88<br>S CU 75<br>0-3 ① K | | B FF 88<br>C SI 87<br>B CU 75<br>F SI 88<br>X FF 89<br>2-2 ③ G4-3 | | X SI 88<br>0-0 ③ F9 | | | 3<br>0<br>0 | 0<br>0<br>0 | 0<br>0<br>0 | 0<br>0<br>0 | 1<br>0<br>0 | 0<br>0<br>0 | 0<br>0<br>0 |
| Inning Stats | R: 0 H: 1<br>E: 0 LOB: 2<br>K: 0 BB: 2<br>S: 11 P: 24 | R: 0 H: 0<br>E: 0 LOB: 0<br>K: 1 BB: 0<br>S: 7 P: 9 | R: 3 H: 3<br>E: 1 LOB: 1<br>K: 1 BB: 1<br>S: 14 P: 23 | R: 0 H: 0<br>E: 0 LOB: 0<br>K: 0 BB: 0<br>S: 7 P: 10 | R: 0 H: 0<br>E: 0 LOB: 0<br>K: 1 BB: 0<br>S: 8 P: 13 | R: 0 H: 0<br>E: 0 LOB: 0<br>K: 1 BB: 0<br>S: 11 P: 16 | R: 0 H: 0<br>E: 0 LOB: 0<br>K: 0 BB: 0<br>S: 4 P: 6 | R: 0 H: 1<br>E: 0 LOB: 1<br>K: 2 BB: 0<br>S: 10 P: 14 | | 1B: 2 SF: 0<br>2B: 3 SAC: 0<br>3B: 0 DP: 0<br>HR: 0 HBP: 0 | | | | WP: 0 PA: 31<br>PB: 0<br>SB: 0<br>CS: 1 | | |

| PITCHER | IP | WLS | BF | H | R | ER | SO | BB | IBB | HBP | BLK | WP | HR | S | P | ERA | WHIP |
|---|---|---|---|---|---|---|---|---|---|---|---|---|---|---|---|---|---|
| 57 Zach Duke, L (1, 1)<br>ERA: 3.29 | 8.0 | L | 31 | 5 | 3 | 3 | 6 | 3 | 0 | 0 | 0 | 0 | 0 | 72 | 115 | 3.38 | 1.000 |

| PITCHER | IP | WLS | BF | H | R | ER | SO | BB | IBB | HBP | BLK | WP | HR | S | P | ERA | WHIP |
|---|---|---|---|---|---|---|---|---|---|---|---|---|---|---|---|---|---|

| | |
|---|---|
| AB | 28 |
| R | 3 |
| H | 5 |
| RBI | 2 |
| BB | 3 |
| SO | 6 |
| LOB | 5 |

| Batter | 1 | 2 | 3 | 4 | 5 | 6 | 7 | 8 | 9 | AB | R | H | RBI | BB | SO | LOB |
|---|---|---|---|---|---|---|---|---|---|---|---|---|---|---|---|---|
| 22 Andrew McCutchen, R (1, 8)<br>OBP: 0.340, SLG: 0.453 | C FF 92<br>C FF 93<br>F FF 93<br>X FF 93<br>0-2 ①<br>F7 | C CH 78<br>X FF 91<br>0-1<br>2-H<br>HR | | | F FF 88<br>X CH 78<br>0-1<br>46<br>F9<br>2B | | B FC 86<br>C SI 89<br>X FC 87<br>1-1 ①<br>FC5-4<br>46<br>BB<br>12<br>S<br>41<br>G5-3<br>1-2f<br>2-3 | | B FF 93<br>B SL 83<br>C FF 92<br>X FF 93<br>2-1 ①<br>G6-3 | 5 | 2 | 2 | 2 | 0 | 0 | 2 |
| 12 Freddy Sanchez, R (1, 4)<br>OBP: 0.354, SLG: 0.474 | F FF 93<br>B FF 92<br>B CU 78<br>F CH 82<br>F FF 94<br>F FF 92<br>X CH 81<br>2-2 ②<br>G3 | X FF 92<br>0-0 ③<br>F9 | | | C CH 80<br>D CU 75<br>F CH 80<br>F FF 91<br>F CH 80<br>B CU 76<br>S CH 81<br>2-3 ①<br>K2-3 | | 1 SAFE<br>B FC 86<br>F SI 90<br>F SI 90<br>B FC 88<br>D CU 78<br>B CU 75<br>4-2<br>41<br>G5-3<br>46<br>BB<br>1-2<br>BB | | C FF 94<br>B CH 79<br>C FF 94<br>B SL 85<br>X SL 83<br>2-2 ②<br>G5-3 | 4 | 0 | 0 | 0 | 1 | 1 | 1 |
| 46 Garrett Jones, L (1, 7)<br>OBP: 0.381, SLG: 0.737 | B FF 93<br>S CH 82<br>X FF 92<br>1-1<br>HR | | C FF 91<br>F FF 92<br>F FF 90<br>B CU 77<br>B CH 80<br>B FF 93<br>S CH 80<br>3-3 ①<br>K | | D CU 74<br>B FF 91<br>X FF 91<br>2-0 ②<br>F9<br>2-3 | | B SL 81<br>B FF 90<br>B FF 90<br>C FF 90<br>B FF 90<br>4-1<br>41<br>G5-3<br>1-2<br>2-3<br>3-H<br>BB | | B SL 83<br>X SI 93<br>1-0<br>41<br>S<br>1B | 4 | 1 | 2 | 2 | 1 | 1 | 1 |
| 41 Ryan Doumit, S (1, 2)<br>OBP: 0.263, SLG: 0.463 | C FF 93<br>C CU 78<br>B CH 84<br>F FF 93<br>F CU 79<br>B FF 93<br>X CH 84<br>2-2<br>24<br>HR<br>2B | | C CU 76<br>X CH 79<br>0-1<br>2B | | X FF 90<br>0-0 ③<br>F9 | | B SL 82<br>X FF 90<br>1-0 ②<br>G5-3<br>1-2<br>2-3<br>3-H | | C FF 93<br>B SL 79<br>B SL 85<br>X SL 79<br>2-1 ③<br>P5<br>1-2 | 5 | 1 | 2 | 1 | 0 | 0 | 4 |
| 24 Delwyn Young, S (1, 9)<br>OBP: 0.382, SLG: 0.419 | B FF 92<br>F FF 93<br>S CH 82<br>X CH 82<br>2-1<br>2-H<br>HR | | B FF 91<br>F FF 90<br>B FF 90<br>F FF 91<br>B FF 92<br>C CU 78<br>3-3 ②<br>K | | | B FF 87<br>X FF 86<br>1-0 ①<br>G5-3 | X FF 91<br>0-0 ③<br>P4 | | | 4 | 1 | 1 | 2 | 0 | 1 | 3 |
| 25 Adam LaRoche, L (1, 3)<br>OBP: 0.337, SLG: 0.452 | S FF 92<br>S FF 93<br>B CH 82<br>T FF 93<br>1-2 ③<br>K | | C CH 79<br>B FF 92<br>X CU 77<br>1-1 ③<br>F7 | | | C CH 78<br>B FF 90<br>X CU 75<br>1-1 ②<br>G3-1 | | C FF 91<br>B FF 90<br>C FF 90<br>X SL 80<br>1-2 ①<br>G3 | | 4 | 0 | 0 | 0 | 0 | 1 | 1 |
| 15 Andy LaRoche, R (1, 5)<br>OBP: 0.347, SLG: 0.397 | | B FF 89<br>X FF 89<br>1-0<br>22<br>HR<br>2B | | C CU 72<br>B FF 89<br>X CH 79<br>1-1 ①<br>P4 | | C CH 78<br>B CU 76<br>F FF 91<br>S FF 91<br>1-3 ③<br>K | | F SL 82<br>B SL 82<br>X FF 91<br>1-1<br>3B | | 4 | 1 | 2 | 0 | 0 | 1 | 0 |
| 2 Jack Wilson, R (1, 6)<br>OBP: 0.302, SLG: 0.398 | | X FF 90<br>0-0 ①<br>P2 | | C CH 78<br>B CU 74<br>F FF 89<br>X FF 91<br>1-2 ②<br>F7 | | | C FC 87<br>X SI 89<br>0-1<br>22<br>FC5-4<br>18<br>BB<br>46<br>BB<br>1B | B SL 81<br>S FF 90<br>B FF 91<br>L FF 91<br>F FF 91<br>X SL 83<br>2-2 ②<br>P2 | | 4 | 1 | 1 | 0 | 0 | 0 | 2 |
| 49 Ross Ohlendorf, R (1, 1)<br>43 Jesse Chavez, R (6, 1)<br>18 Jeff Salazar, L (7, PH)<br>34 John Grabow, L (7, 1)<br>55 Matt Capps, R (9, 1)<br>OBP: 0.056, SLG: 0.029 | | F FF 90<br>D CU 78<br>X FF 92<br>1-1 ②<br>G5-3 | | F FF 90<br>F CH 81<br>B CU 76<br>B CU 76<br>S CU 76<br>2-3 ③<br>K | | | B SI 89<br>1 SAFE<br>B CH 79<br>B SI 90<br>C FF 91<br>B SI 90<br>4-1<br>22<br>FC5-4<br>1-2<br>BB | C SL 78<br>S SL 78<br>X SL 80<br>0-2 ③<br>G3 | | 2<br>0<br>0<br>1<br>0 | 0<br>0<br>0<br>0<br>0 | 0<br>0<br>0<br>0<br>0 | 0<br>0<br>1<br>0<br>0 | 1<br>0<br>0<br>0<br>0 | 1<br>0<br>0<br>1<br>0 |
| Inning Stats | R: 3<br>E: 0<br>K: 1<br>S: 21<br>H: 3<br>LOB: 0<br>BB: 0<br>P: 29 | R: 2<br>E: 0<br>K: 0<br>S: 7<br>H: 2<br>LOB: 0<br>BB: 0<br>P: 9 | R: 0<br>E: 0<br>K: 2<br>S: 11<br>H: 1<br>LOB: 1<br>BB: 0<br>P: 18 | R: 0<br>E: 0<br>K: 1<br>S: 8<br>H: 0<br>LOB: 0<br>BB: 0<br>P: 12 | R: 0<br>E: 0<br>K: 1<br>S: 9<br>H: 1<br>LOB: 1<br>BB: 0<br>P: 13 | R: 0<br>E: 0<br>K: 1<br>S: 6<br>H: 0<br>LOB: 0<br>BB: 0<br>P: 9 | R: 2<br>E: 0<br>K: 0<br>S: 10<br>H: 1<br>LOB: 2<br>BB: 3<br>P: 24 | R: 0<br>E: 0<br>K: 0<br>S: 12<br>H: 1<br>LOB: 1<br>BB: 0<br>P: 16 | R: 0<br>E: 0<br>K: 0<br>S: 8<br>H: 1<br>LOB: 1<br>BB: 0<br>P: 15 | 1B: 2<br>2B: 4<br>3B: 1<br>HR: 3 | SF: 0<br>SAC: 0<br>DP: 0<br>HBP: 0 | | | | | PA: 40 |

| PITCHER | | IP | WLS | BF | H | R | ER | SO | BB | IBB | HBP | BLK | WP | HR | S | P | ERA | WHIP |
|---|---|---|---|---|---|---|---|---|---|---|---|---|---|---|---|---|---|---|
| 35 Cole Hamels, L<br>ERA: 4.87 | (1, 1) | 6.0 | | 25 | 7 | 5 | 5 | 6 | 0 | 0 | 0 | 0 | 0 | 3 | 62 | 90 | 7.50 | 1.167 |
| 37 Chad Durbin, R<br>ERA: 4.47 | (7, 1) | 0.1 | | 4 | 1 | 2 | 2 | 0 | 2 | 0 | 0 | 0 | 0 | 0 | 7 | 16 | 54.00 | 9.000 |
| 47 Scott Eyre, L<br>ERA: 2.16 | (7, 1) | 1.2 | | 7 | 1 | 0 | 0 | 0 | 1 | 0 | 0 | 0 | 0 | 0 | 15 | 24 | 0.00 | 1.200 |
| 52 Tyler Walker, R<br>ERA: 1.64 | (9, 1) | 1.0 | W | 4 | 1 | 0 | 0 | 0 | 0 | 0 | 0 | 0 | 0 | 0 | 8 | 15 | 0.00 | 1.000 |

| PITCHER | IP | WLS | BF | H | R | ER | SO | BB | IBB | HBP | BLK | WP | HR | S | P | ERA | WHIP |
|---|---|---|---|---|---|---|---|---|---|---|---|---|---|---|---|---|---|

# TOP

Pittsburgh Pirates @ Philadelphia Phillies
Citizens Bank Park, Philadelphia, PA
Sat Jul 11 2009, 7:05 PM EDT
Att. 45,209 - Overcast - 76 F

livebaseballscorecards.com

| | |
|---|---|
| AB | 37 |
| R | 7 |
| H | 10 |
| RBI | 7 |
| BB | 3 |
| SO | 6 |
| LOB | 16 |

# BOTTOM

Pittsburgh Pirates @ Philadelphia Phillies
Citizens Bank Park, Philadelphia, PA
Sat Jul 11 2009, 7:05 PM EDT
Att. 45,209 - Overcast - 76 F

livebaseballscorecards.com

| Batter | 1 | 2 | 3 | 4 | 5 | 6 | 7 | 8 | 9 | AB | R | H | RBI | BB | SO | LOB |
|---|---|---|---|---|---|---|---|---|---|---|---|---|---|---|---|---|
| 11 Jimmy Rollins, S (1, 6)<br>OBP: 0.285, SLG: 0.353 | 29 S 2B | | 8 S BB | | K ③ | | 8 P6-3 1B | | 26 1B 26 S 6 HR BB | 3 | 1 | 2 | 0 | 2 | 1 | 1 |
| 8 Shane Victorino, S (1, 8)<br>OBP: 0.374, SLG: 0.465 | K ① | | P3 ② 1-2 | | | F9 ① | P6-3 ① ② 1-1f | | F8 ① | 5 | 0 | 0 | 0 | 0 | 1 | 4 |
| 26 Chase Utley, L (1, 4)<br>OBP: 0.430, SLG: 0.574 | F7 ② | | G3-1 ③ | | | 6 1B 29 2B 1B | 6 S HBP | | 6 HR 1B 1-3 | 4 | 2 | 2 | 0 | 0 | 0 | 2 |
| 6 Ryan Howard, L (1, 3)<br>OBP: 0.342, SLG: 0.532 | 29 S BB | | | 29 G3-6-1 1B | | 29 2B 19 SF8 1B 1-2 | BB 1-2 | | 1-H 3-H HR | 3 | 2 | 3 | 3 | 2 | 0 | 0 |
| 29 Raul Ibanez, L (1, 7)<br>OBP: 0.372, SLG: 0.659 | P3 ③ 1-2 2-3 | | | G3-6-1 ① ② 1-2f | | 19 SF8 23 1B 2B 1-3 2-H | K ③ | | 7 1B 23 1B 2B | 5 | 2 | 2 | 1 | 0 | 1 | 5 |
| 28 Jayson Werth, R (1, 9)<br>OBP: 0.373, SLG: 0.518 | | K ① | K ③ | | | 23 1B BB | | K ① | 23 1B 7 1B IBB | 3 | 0 | 0 | 0 | 2 | 3 | 0 |
| 19 Greg Dobbs, L (1, 5)<br>OBP: 0.311, SLG: 0.463<br>7 Pedro Feliz, R (8, PH)<br>OBP: 0.336, SLG: 0.403 (9, 5) | P6 ② | | K ① | | SF8 ② 2-3 3-H | | F9 ② | | 23 1B 1-2 2-3 1B | 2 | 0 | 0 | 1 | 0 | 1 | 0 |
| | | | | | | | | | | 2 | 0 | 1 | 0 | 0 | 0 | 0 |
| 23 Paul Bako, L (1, 2)<br>OBP: 0.267, SLG: 0.250 | G1-3 ③ | | | L9 ② | | 1-2 3-H 1B | K ③ | | 1-2 2-3 3-H 1B | 5 | 0 | 2 | 2 | 0 | 1 | 0 |
| 35 Cole Hamels, L (1, 1)<br>OBP: 0.192, SLG: 0.240<br>40 John Mayberry Jr., R (6, PH)<br>OBP: 0.237, SLG: 0.469<br>37 Chad Durbin, R (7, 1)<br>OBP: 0.200, SLG: 0.200<br>47 Scott Eyre, L (7, 1)<br>52 Tyler Walker, R (9, 1)<br>12 Matt Stairs, L (9, PH)<br>OBP: 0.434, SLG: 0.517 | | | F7 ① 1-2 | | BB 4-2 | | F8 ③ 3-2 | | HR 3-1 | 1<br>1<br>0<br>0<br>0<br>1 | 0<br>0<br>0<br>0<br>0<br>1 | 0<br>0<br>0<br>0<br>0<br>1 | 0<br>0<br>0<br>0<br>0<br>1 | 1<br>0<br>0<br>0<br>0<br>0 | 0<br>0<br>0<br>0<br>0<br>0 | 0<br>2<br>0<br>0<br>0<br>0 |
| Inning Stats | R: 0 E: 0 K: 1 S: 11 H: 1 LOB: 2 BB: 1 P: 24 | R: 0 E: 0 K: 1 S: 6 H: 0 LOB: 0 BB: 0 P: 11 | R: 0 E: 0 K: 0 S: 12 H: 0 LOB: 1 BB: 1 P: 19 | R: 0 E: 0 K: 1 S: 7 H: 1 LOB: 0 BB: 0 P: 9 | R: 0 E: 0 K: 2 S: 10 H: 0 LOB: 1 BB: 1 P: 18 | R: 3 E: 0 K: 0 S: 14 H: 4 LOB: 2 BB: 1 P: 29 | R: 0 E: 0 K: 1 S: 9 H: 1 LOB: 2 BB: 1 P: 17 | R: 0 E: 0 K: 2 S: 8 H: 0 LOB: 0 BB: 0 P: 12 | R: 5 E: 0 K: 0 S: 16 H: 6 LOB: 3 BB: 2 P: 33 | 1B: 8 2B: 4 3B: 0 HR: 2 | SF: 1 SAC: 0 DP: 2 HBP: 1 | | | | | | |

| | AB | 35 |
|---|---|---|
| | R | 8 |
| | H | 13 |
| | RBI | 8 |
| | BB | 7 |
| | SO | 8 |
| | LOB | 14 |

WP: 0 PB: 0 SB: 5 CS: 0 PA: 44

| PITCHER | | IP | WLS | BF | H | R | ER | SO | BB | IBB | HBP | BLK | WP | HR | S | P | ERA | WHIP |
|---|---|---|---|---|---|---|---|---|---|---|---|---|---|---|---|---|---|---|
| 49 Ross Ohlendorf, R<br>ERA: 4.64 | (1, 1) | 5.2 | | 25 | 5 | 3 | 3 | 5 | 4 | 0 | 0 | 0 | 0 | 0 | 54 | 99 | 4.76 | 1.588 |
| 43 Jesse Chavez, R<br>ERA: 3.19 | (6, 1) | 0.1 | H | 2 | 1 | 0 | 0 | 0 | 0 | 0 | 0 | 0 | 0 | 0 | 6 | 11 | 0.00 | 3.000 |
| 34 John Grabow, L<br>ERA: 3.32 | (7, 1) | 2.0 | | 8 | 1 | 0 | 0 | 3 | 1 | 0 | 1 | 0 | 0 | 0 | 17 | 29 | 0.00 | 1.000 |
| 55 Matt Capps, R<br>ERA: 6.21 | (9, 1) | 0.1 | L | 9 | 6 | 5 | 5 | 0 | 1 | 1 | 0 | 0 | 0 | 2 | 16 | 33 | 135.00 | 21.000 |

| PITCHER | IP | WLS | BF | H | R | ER | SO | BB | IBB | HBP | BLK | WP | HR | S | P | ERA | WHIP |
|---|---|---|---|---|---|---|---|---|---|---|---|---|---|---|---|---|---|

| Batter | 1 | 2 | 3 | 4 | 5 | 6 | 7 | 8 | 9 | AB | R | H | RBI | BB | SO | LOB |
|---|---|---|---|---|---|---|---|---|---|---|---|---|---|---|---|---|
| 22 Andrew McCutchen, R (1, 8)<br>OBP: 0.343, SLG: 0.455 | F FF 89<br>C SL 82<br>S CU 74<br>0-3 ① K | | B SL 79<br>X FF 88<br>1-0 ③ F7 | | | B FF 88<br>F FF 90<br>B CU 73<br>S CH 79<br>F SL 80<br>X FF 90<br>2-2 12 2B 1B | | X FF 94<br>0-0 12 F9-3<br>2-3 1B | | 4 | 1 | 2 | 0 | 0 | 1 | 0 |
| 12 Freddy Sanchez, R (1, 4)<br>OBP: 0.356, SLG: 0.478 | C FF 89<br>B FF 90<br>F CH 81<br>X CU 73<br>1-2 ② L3 | | | F SL 86<br>B FF 87<br>F SL 80<br>X FF 89<br>1-2 46 FC4-6 1B | | B FF 88<br>1 SAFE<br>X FF 88<br>1-0 1-H 2B | | X FC 93<br>0-0 ② ③ F9-3<br>1-1 | | 4 | 0 | 2 | 1 | 0 | 0 | 2 |
| 46 Garrett Jones, L (1, 7)<br>OBP: 0.370, SLG: 0.762 | C SL 82<br>B FF 89<br>F FF 90<br>B FF 91<br>S SL 82<br>2-3 ③ K | | | X SL 81<br>0-0 ① FC4-6 41 G5-4-3<br>1-2f | | C SL 84<br>B FF 89<br>X CU 74<br>1-1 ② G1-3 | | | B SL 78<br>B SI 92<br>B SI 91<br>C SI 92<br>X FF 91<br>3-1 HR | 4 | 1 | 1 | 1 | 0 | 1 | 2 |
| 41 Ryan Doumit, S (1, 2)<br>OBP: 0.246, SLG: 0.431 | | B FF 88<br>C FF 87<br>C CU 71<br>B FF 88<br>F FF 89<br>F CH 79<br>X CU 72<br>2-2 ① F7 | | B FF 90<br>X FF 88<br>1-0 ② ③ G5-4-3<br>1-2f | | C CH 81<br>F SL 84<br>X FF 91<br>0-2 ③ G4-3 | | | B FF 92<br>B CH 82<br>S FF 92<br>F SI 92<br>C SI 92<br>2-3 ① K | 4 | 0 | 0 | 0 | 0 | 1 | 2 |
| 24 Delwyn Young, S (1, 9)<br>OBP: 0.385, SLG: 0.417 | | C FF 88<br>S SL 79<br>B FF 90<br>X CH 79<br>1-2 1B | | | C FF 87<br>B FF 89<br>B FF 89<br>B FF 89<br>B FF 88<br>4-1 15 L4 25 BB BB | | X FF 89<br>0-0 ① G1-3 | | B SI 92<br>F SI 92<br>F SL 83<br>B SL 82<br>S SL 82<br>2-3 ② K | 3 | 0 | 1 | 0 | 1 | 1 | 0 |
| 25 Adam LaRoche, L (1, 3)<br>OBP: 0.336, SLG: 0.447 | | C SL 81<br>B FF 88<br>F FF 89<br>B FF 92<br>S FF 91<br>2-3 ② K | | | B FF 89<br>S SL 82<br>B SL 84<br>F SL 82<br>F FF 90<br>B FF 89<br>B FF 90<br>4-2 1-2 BB | | C FF 88<br>B CU 73<br>C SL 80<br>X CU 73<br>1-2 ② F8 | | B SI 92<br>S SI 93<br>S SI 93<br>F SI 91<br>X CH 83<br>1-2 ③ G1-3 | 3 | 0 | 0 | 0 | 1 | 1 | 1 |
| 15 Andy LaRoche, R (1, 5)<br>OBP: 0.344, SLG: 0.393 | | S CH 81<br>D SL 83<br>1 SAFE<br>X CH 81<br>1-1 ③ F7 | | | B FF 89<br>X FF 90<br>1-0 ① ② L4<br>2-2 | | F SL 80<br>F SL 80<br>B FF 92<br>B CH 81<br>B CU 71<br>F FF 90<br>F FF 89<br>X FF 90<br>3-2 ③ F7 | | | 3 | 0 | 0 | 0 | 0 | 0 | 3 |
| 2 Jack Wilson, R (1, 6)<br>OBP: 0.302, SLG: 0.402 | | | C FF 88<br>F FF 88<br>F FF 88<br>B CU 72<br>B FF 88<br>X FF 90<br>2-2 ① G5-3 | | B FF 88<br>B CH 80<br>C FF 89<br>B FF 89<br>F FF 90<br>X FF 89<br>3-2 ③ P5 | | | B FF 95<br>X FF 95<br>1-0 22 1B 2B | | 3 | 0 | 1 | 0 | 0 | 0 | 1 |
| 50 Virgil Vasquez, R (1, 1)<br>27 Jeff Karstens, R (2, 1)<br>OBP: 0.158, SLG: 0.059<br>36 Luis Alfonso Cruz, R (6, PH)<br>OBP: 0.333, SLG: 0.333<br>47 Evan Meek, R (6, 1)<br>56 Donnie Veal, L (7, 1)<br>18 Jeff Salazar, L (8, PH)<br>52 Joel Hanrahan, R (8, 1) | | | C FF 88<br>S SL 81<br>B SL 80<br>F FF 90<br>B CU 72<br>F FF 89<br>F FF 89<br>C FF 88<br>2-3 ② K | | | C FF 89<br>X CU 72<br>0-1 ① P3 | | F FF 95<br>X FF 95<br>0-1 ① P6 | | 0<br>1<br>1<br>0<br>0<br>1<br>0 | 0<br>0<br>0<br>0<br>0<br>0<br>0 | 0<br>0<br>0<br>0<br>0<br>0<br>0 | 0<br>1<br>0<br>0<br>0<br>0<br>0 | 0<br>0<br>0<br>0<br>0<br>0<br>1 | 0<br>0<br>0<br>0<br>0<br>0<br>0 | 0<br>1<br>1<br>0<br>0<br>0<br>0 |

| Inning Stats | 1 | 2 | 3 | 4 | 5 | 6 | 7 | 8 | 9 |
|---|---|---|---|---|---|---|---|---|---|
| | R: 0<br>E: 0<br>K: 2<br>S: 9 | H: 0<br>LOB: 0<br>BB: 0<br>P: 12 | R: 0<br>E: 0<br>K: 1<br>S: 13 | H: 1<br>LOB: 1<br>BB: 0<br>P: 19 | R: 0<br>E: 0<br>K: 1<br>S: 11 | H: 0<br>LOB: 0<br>BB: 0<br>P: 16 | R: 0<br>E: 0<br>K: 0<br>S: 5 | H: 1<br>LOB: 0<br>BB: 0<br>P: 7 | R: 0<br>E: 0<br>K: 0<br>S: 8 | H: 0<br>LOB: 1<br>BB: 2<br>P: 20 | R: 1<br>E: 0<br>K: 0<br>S: 12 | H: 2<br>LOB: 1<br>BB: 0<br>P: 16 | R: 0<br>E: 0<br>K: 0<br>S: 9 | H: 0<br>LOB: 0<br>BB: 0<br>P: 13 | R: 0<br>E: 0<br>K: 0<br>S: 5 | H: 2<br>LOB: 1<br>BB: 0<br>P: 6 | R: 1<br>E: 0<br>K: 2<br>S: 12 | H: 1<br>LOB: 0<br>BB: 0<br>P: 20 |

| | | | | | | | | | | | | | | | | | | | | | | | | | | | | |
|---|---|---|---|---|---|---|---|---|---|---|---|---|---|---|---|---|---|---|---|---|---|---|---|---|---|---|---|---|
| PITCHER | | IP | WLS | BF | H | R | ER | SO | BB | IBB | HBP | BLK | WP | HR | S | P | ERA | WHIP | PITCHER | | IP | WLS | BF | H | R | ER | SO | BB | IBB | HBP | BLK | WP | HR | S | P | ERA | WHIP |
| 43 J.A. Happ, L<br>ERA: 2.9 | (1, 1) | 7.0 | W | 25 | 4 | 1 | 1 | 4 | 2 | 0 | 0 | 0 | 0 | 0 | 67 | 103 | 1.29 | 0.857 | | | | | | | | | | | | | | | | | | | |
| 46 Ryan Madson, R<br>ERA: 3.02 | (8, 1) | 1.0 | | 4 | 2 | 0 | 0 | 0 | 0 | 0 | 0 | 0 | 0 | 0 | 5 | 6 | 0.00 | 2.000 | | | | | | | | | | | | | | | | | | | |
| 16 J.C. Romero, L<br>ERA: 3.14 | (9, 1) | 1.0 | | 4 | 1 | 1 | 1 | 2 | 0 | 0 | 0 | 0 | 0 | 1 | 12 | 20 | 9.00 | 1.000 | | | | | | | | | | | | | | | | | | | |

# TOP

Pittsburgh Pirates @ Philadelphia Phillies
Citizens Bank Park, Philadelphia, PA
Sun Jul 12 2009, 1:35 PM EDT
Att. 45,245 - Sunny - 82 F

livebaseballscorecards.com

| | |
|---|---|
| AB | 31 |
| R | 2 |
| H | 7 |
| RBI | 2 |
| BB | 2 |
| SO | 6 |
| LOB | 12 |

PA: 33

| | | | | | | | | | |
|---|---|---|---|---|---|---|---|---|---|
| 1B: 4 | SF: 0 | WP: 0 | PA: 33 |
| 2B: 4 | SAC: 0 | PB: 0 | |
| 3B: 0 | DP: 3 | SB: 0 | |
| HR: 1 | HBP: 0 | CS: 0 | |

# BOTTOM

Pittsburgh Pirates @ Philadelphia Phillies
Citizens Bank Park, Philadelphia, PA
Sun Jul 12 2009, 1:35 PM EDT
Att. 45,245 - Sunny - 82 F

| Batter | 1 | 2 | 3 | 4 | 5 | 6 | 7 | 8 | 9 | AB | R | H | RBI | BB | SO | LOB |
|---|---|---|---|---|---|---|---|---|---|---|---|---|---|---|---|---|
| 11 Jimmy Rollins, S (1, 6) OBP: 0.287, SLG: 0.355 | B SI 88<br>B SI 88<br>B FF 88<br>B FF 88<br>4-0<br>26 1B<br>8 1B<br>6 SF8<br>BB | B CU 73<br>B CU 73<br>C FF 90<br>B CH 79<br>X FF 89<br>3-1<br>2B | | C SI 91<br>X CU 73<br>0-1 ③<br>F9 | | | X FF 92<br>0-0 ①<br>L8 | | | 3 | 1 | 1 | 0 | 1 | 0 | 0 |
| 8 Shane Victorino, S (1, 8) OBP: 0.375, SLG: 0.464 | C FF 88<br>1 SAFE<br>B SI 88<br>1 SAFE<br>X SL 84<br>1-1<br>6 SF8<br>26 1B<br>7 HR<br>1-2<br>1B | B FF 86<br>B SI 87<br>B FF 88<br>B FF 87<br>4-0<br>BB | | | X SI 88<br>0-0 ①<br>G3-1 | | C FF 90<br>B CU 74<br>F FF 92<br>X CU 75<br>1-2 ②<br>L4 | | | 3 | 1 | 1 | 0 | 1 | 0 | 0 |
| 26 Chase Utley, L (1, 4) OBP: 0.430, SLG: 0.573 | B FF 89<br>B SI 89<br>C SI 90<br>B FF 89<br>X FF 86<br>3-1<br>6 SF8<br>7 HR<br>1-2<br>2-3<br>1B | C SI 90<br>X SI 90<br>0-1 ②<br>F7 | | | B FF 90<br>B SI 88<br>F SI 89<br>B CU 72<br>X FF 89<br>3-1 ②<br>F7 | | C FF 90<br>B CU 74<br>B FF 92<br>B FF 92<br>X FF 90<br>3-1<br>1B | | | 4 | 1 | 2 | 0 | 0 | 0 | 2 |
| 6 Ryan Howard, L (1, 3) OBP: 0.341, SLG: 0.529 | B CU 71<br>X CU 72<br>1-0 ①<br>SF8<br>1-2<br>2-3<br>3-H | B CU 73<br>S CU 72<br>F CU 72<br>B CH 80<br>C CH 79<br>2-3 ③<br>K | | | B SI 92<br>B CU 72<br>B SI 87<br>B SI 88<br>4-0<br>BB | | B CU 74<br>B CU 74<br>1 SAFE<br>C FF 91<br>B FF 91<br>F FF 91<br>S FF 93<br>3-3 ③<br>K | | | 2 | 0 | 0 | 1 | 1 | 2 | 3 |
| 29 Raul Ibanez, L (1, 7) OBP: 0.367, SLG: 0.649 | C FF 89<br>S SL 87<br>C FF 88<br>0-3 ②<br>K | F SI 91<br>F CH 80<br>B CU 73<br>S FF 91<br>1-3 ①<br>K | | | X SI 90<br>0-0 ③<br>G3 | | | B FF 93<br>B FF 93<br>X FF 93<br>2-0 ①<br>F9 | | 4 | 0 | 0 | 0 | 0 | 2 | 3 |
| 28 Jayson Werth, R (1, 9) OBP: 0.371, SLG: 0.513 | C FF 90<br>B SL 85<br>D CU 75<br>C FF 87<br>F SI 91<br>F FF 87<br>F FF 88<br>B FF 90<br>F FF 86<br>4-2<br>B SL 87<br>7 HR<br>BB | C SI 91<br>C CU 71<br>S SL 77<br>0-3 ②<br>K | | | | B SI 93<br>B SI 93<br>X FF 91<br>2-0 ①<br>F8 | | S SL 84<br>X SL 84<br>0-1 ②<br>G5-3 | | 3 | 1 | 0 | 0 | 1 | 1 | 0 |
| 7 Pedro Feliz, R (1, 5) OBP: 0.338, SLG: 0.418 | C FF 89<br>F FF 89<br>X SL 86<br>0-2<br>1-H<br>2-H<br>3-H<br>HR | C SI 91<br>C SL 77<br>C CU 72<br>0-3 ③<br>K | | | | X FF 96<br>0-0<br>2B | | B FF 94<br>C SL 83<br>B SL 84<br>B FF 95<br>C FF 95<br>X SL 84<br>3-2 ③<br>G5-3 | | 4 | 1 | 2 | 4 | 0 | 1 | 0 |
| Carlos Ruiz, R (1, 2) OBP: 0.335, SLG: 0.367 | C FF 89<br>B FF 88<br>B CU 72<br>S SI 88<br>B FF 89<br>X SI 89<br>3-2 ③<br>F7 | | | C SI 89<br>B SI 89<br>C SL 76<br>X CU 71<br>1-2 ①<br>G6-3 | | C CU 81<br>X CU 84<br>0-1 ②<br>F9 | | | | 3 | 0 | 0 | 0 | 0 | 0 | 1 |
| 43 J.A. Happ, L (1, 1) OBP: 0.050, SLG: 0.050<br>46 Ryan Madson, L (8, 1)<br>16 J.C. Romero, S (9, 1) | | B FF 86<br>C FF 86<br>X FF 89<br>1-1 ①<br>F8 | | X SI 90<br>0-0 ②<br>G4-3 | | B SI 94<br>F FF 90<br>S FF 91<br>B SI 96<br>C FF 91<br>2-3 ③<br>K | | | | 3<br>0<br>0 | 0<br>0<br>0 | 0<br>0<br>0 | 0<br>0<br>0 | 1<br>0<br>0 | 0<br>0<br>0 | 1<br>0<br>0 |
| Inning Stats | R: 5<br>E: 0<br>K: 1<br>S: 20<br>H: 3<br>LOB: 0<br>BB: 2<br>P: 36 | R: 0<br>E: 0<br>K: 1<br>S: 9<br>H: 1<br>LOB: 2<br>BB: 1<br>P: 19 | R: 0<br>E: 0<br>K: 3<br>S: 9<br>H: 0<br>LOB: 0<br>BB: 0<br>P: 10 | R: 0<br>E: 0<br>K: 0<br>S: 6<br>H: 0<br>LOB: 0<br>BB: 0<br>P: 7 | R: 0<br>E: 0<br>K: 0<br>S: 4<br>H: 0<br>LOB: 1<br>BB: 1<br>P: 11 | R: 0<br>E: 0<br>K: 1<br>S: 7<br>H: 1<br>LOB: 1<br>BB: 0<br>P: 11 | R: 0<br>E: 0<br>K: 1<br>S: 9<br>H: 1<br>LOB: 1<br>BB: 0<br>P: 16 | R: 0<br>E: 0<br>K: 0<br>S: 6<br>H: 0<br>LOB: 0<br>BB: 0<br>P: 11 | | 1B: 3<br>2B: 2<br>3B: 0<br>HR: 1<br>SF: 1<br>SAC: 0<br>DP: 0<br>HBP: 0 | | | | | WP: 0<br>PB: 0<br>SB: 0<br>CS: 0<br>PA: 34 | |

livebaseballscorecards.com

| | |
|---|---|
| AB | 29 |
| R | 5 |
| H | 6 |
| RBI | 5 |
| BB | 4 |
| SO | 7 |
| LOB | 10 |

| PITCHER | | IP | WLS | BF | H | R | ER | SO | BB | IBB | HBP | BLK | WP | HR | S | P | ERA | WHIP |
|---|---|---|---|---|---|---|---|---|---|---|---|---|---|---|---|---|---|---|
| 50 Virgil Vasquez, R<br>ERA: 6.52 | (1, 1) | 1.1 | L | 11 | 4 | 5 | 5 | 1 | 3 | 0 | 0 | 0 | 0 | 1 | 24 | 48 | 33.75 | 5.250 |
| 27 Jeff Karstens, R<br>ERA: 4.62 | (2, 1) | 3.2 | | 12 | 0 | 0 | 0 | 4 | 1 | 0 | 0 | 0 | 0 | 0 | 24 | 35 | 0.00 | 0.273 |
| 47 Evan Meek, R<br>ERA: 2.67 | (6, 1) | 1.0 | | 4 | 1 | 0 | 0 | 1 | 0 | 0 | 0 | 0 | 0 | 0 | 7 | 11 | 0.00 | 1.000 |
| 56 Donnie Veal, L<br>ERA: 3.68 | (7, 1) | 1.0 | | 4 | 1 | 0 | 0 | 1 | 0 | 0 | 0 | 0 | 0 | 0 | 9 | 16 | 0.00 | 1.000 |
| 52 Joel Hanrahan, R<br>ERA: 7.75 | (8, 1) | 1.0 | | 3 | 0 | 0 | 0 | 0 | 0 | 0 | 0 | 0 | 0 | 0 | 6 | 11 | 0.00 | 0.000 |

| PITCHER | IP | WLS | BF | H | R | ER | SO | BB | IBB | HBP | BLK | WP | HR | S | P | ERA | WHIP |
|---|---|---|---|---|---|---|---|---|---|---|---|---|---|---|---|---|---|

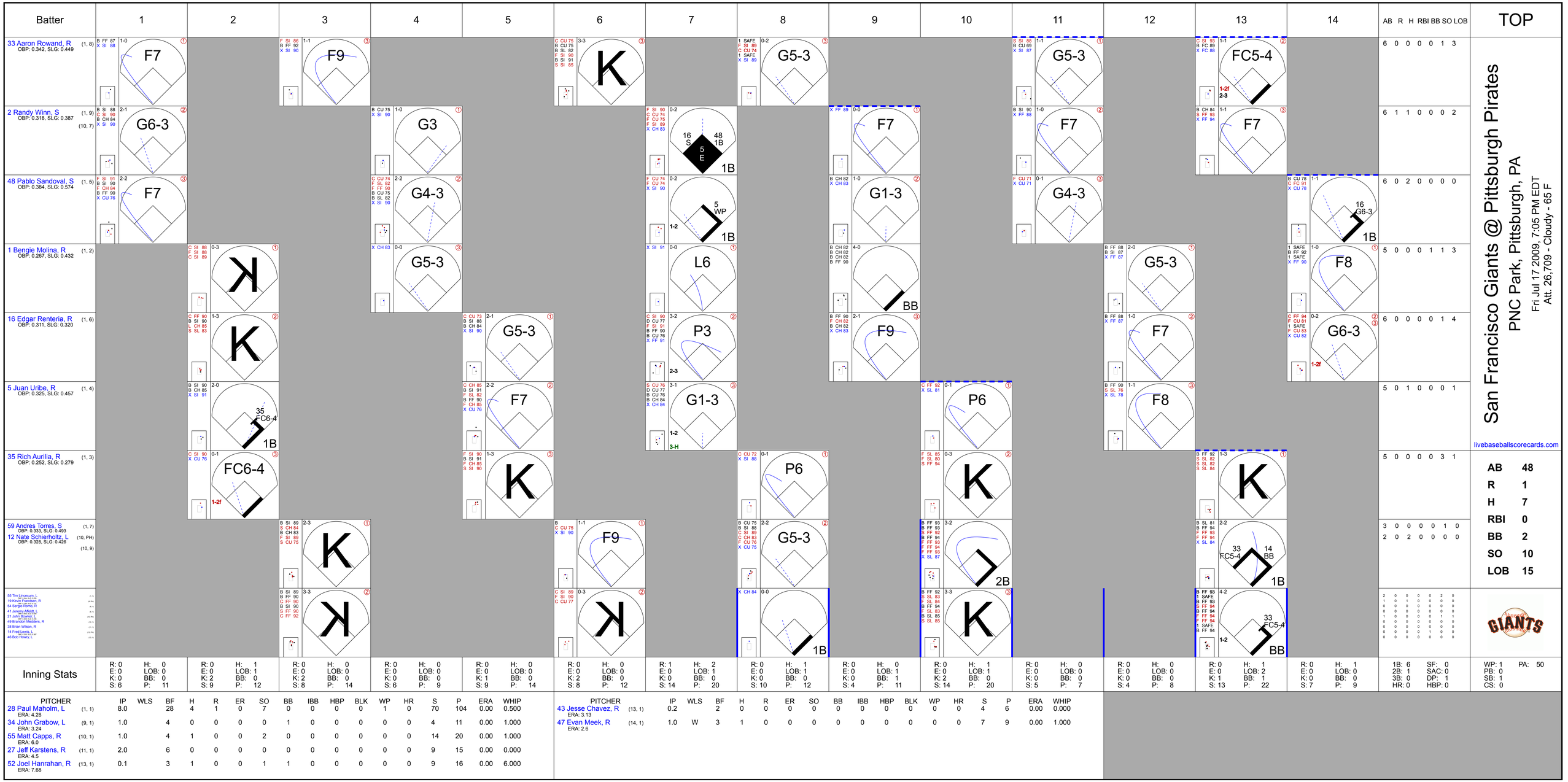
Batter
1
2
3
4
5
6
7
8
9
10
11
12
13
14
AB R H RBI BB SO LOB
TOP
33 Aaron Rowand, R (1, 8) OBP: 0.342, SLG: 0.449
2 Randy Winn, S (1, 9) (10, 7) OBP: 0.318, SLG: 0.387
48 Pablo Sandoval, S (1, 5) OBP: 0.384, SLG: 0.574
1 Bengie Molina, R (1, 2) OBP: 0.267, SLG: 0.432
16 Edgar Renteria, R (1, 6) OBP: 0.311, SLG: 0.320
5 Juan Uribe, R (1, 4) OBP: 0.325, SLG: 0.457
35 Rich Aurilia, R (1, 3) OBP: 0.252, SLG: 0.279
59 Andres Torres, S (1, 7) OBP: 0.333, SLG: 0.493
12 Nate Schierholtz, L (10, PH) (10, 9) OBP: 0.328, SLG: 0.426
55 Tim Lincecum, L
19 Kevin Frandsen, R
54 Sergio Romo, R
41 Jeremy Affeldt, L
21 John Bowker, L
49 Brandon Medders, R
38 Brian Wilson, R
14 Fred Lewis, L
46 Bob Howry, L
San Francisco Giants @ Pittsburgh Pirates
PNC Park, Pittsburgh, PA
Fri Jul 17 2009, 7:05 PM EDT
Att. 26,709 - Cloudy - 65 F
livebaseballscorecards.com
AB 48
R 1
H 7
RBI 0
BB 2
SO 10
LOB 15
Inning Stats
PITCHER IP WLS BF H R ER SO BB IBB HBP BLK WP HR S P ERA WHIP
28 Paul Maholm, L (1, 1) ERA: 4.28 8.0 28 4 1 0 7 0 0 0 0 1 0 70 104 0.00 0.500
34 John Grabow, L (9, 1) ERA: 3.24 1.0 4 0 0 0 1 0 0 0 0 0 0 4 11 0.00 1.000
55 Matt Capps, R (10, 1) ERA: 6.0 1.0 4 1 0 0 2 0 0 0 0 0 0 14 20 0.00 1.000
27 Jeff Karstens, R (11, 1) ERA: 4.5 2.0 6 0 0 0 0 0 0 0 0 0 0 9 15 0.00 0.000
52 Joel Hanrahan, R (13, 1) ERA: 7.68 0.1 3 1 0 0 1 1 0 0 0 0 0 9 16 0.00 6.000
PITCHER IP WLS BF H R ER SO BB IBB HBP BLK WP HR S P ERA WHIP
43 Jesse Chavez, R (13, 1) ERA: 3.13 0.2 2 0 0 0 0 0 0 0 0 0 0 4 6 0.00 0.000
47 Evan Meek, R (14, 1) ERA: 2.6 1.0 W 3 1 0 0 0 0 0 0 0 0 0 0 7 9 0.00 1.000
1B: 6 SF: 0
2B: 1 SAC: 0
3B: 0 DP: 1
HR: 0 HBP: 0
WP: 1 PA: 50
PB: 0
SB: 1
CS: 0

# BOTTOM

| Batter | 1 | 2 | 3 | 4 | 5 | 6 | 7 | 8 | 9 | 10 | 11 | 12 | 13 | 14 | AB | R | H | RBI | BB | SO | LOB |
|---|---|---|---|---|---|---|---|---|---|---|---|---|---|---|---|---|---|---|---|---|---|
| 22 Andrew McCutchen, R (1, 6) OBP: 0.331, SLG: 0.438 | F7 | | K | | | F8 | | F8 | | F8 | | | F7 | | 6 | 0 | 0 | 0 | 0 | 1 | 1 |
| 12 Freddy Sanchez, R (1, 4) OBP: 0.358, SLG: 0.480 | P1 | | | 41 G4-3 2B | | 1B | | BB | | K | | | F8 | | 5 | 0 | 2 | 0 | 1 | 1 | 1 |
| 46 Garrett Jones, L (1, 9) OBP: 0.365, SLG: 0.833 | HR | | | P6 | | K | | G4-3 | | | F9 | | | HR | 6 | 2 | 2 | 2 | 0 | 1 | 3 |
| 41 Ryan Doumit, S (1, 2) OBP: 0.227, SLG: 0.397 | K | | | G4-3 2-3 | | | K | | G5-3 | | G4-3 | | | | 5 | 0 | 0 | 0 | 0 | 2 | 1 |
| 25 Adam LaRoche, L (1, 3) OBP: 0.331, SLG: 0.440 | | F7 | | F8 | | | K | | F7 | | K | | | | 5 | 0 | 0 | 0 | 0 | 2 | 1 |
| 44 Brandon Moss, L (1, 7) OBP: 0.314, SLG: 0.381 | | BB 15 CS | | | F7 | | 15 WP 2 1B 1B | | BB 15 FC4-6 | | | G4-3 | | | 3 | 0 | 1 | 0 | 2 | 0 | 0 |
| 15 Andy LaRoche, R (1, 5) OBP: 0.338, SLG: 0.386 | | K 1-2 | | | K | | K 2 1B 1-2 | | FC4-6 1-2f | | | G6-3 | | | 5 | 0 | 0 | 0 | 0 | 3 | 3 |
| 2 Jack Wilson, R (1, 6) OBP: 0.300, SLG: 0.398 | | | P6 | | K | | 1B 1-2 2-H | | | L5 | | G4-3 | | | 5 | 0 | 1 | 0 | 0 | 1 | 0 |
| 28 Paul Maholm, L<br>24 Delwyn Young, R<br>34 John Grabow, L<br>55 Matt Capps, R<br>5 Ramon Vazquez, L<br>27 Jeff Karstens, R<br>52 Joel Hanrahan, R<br>43 Jesse Chavez, R<br>16 Jeff Salazar, L<br>47 Evan Meek, R | | | G6-3 | | | K | | K | | BB | | | K | | 2<br>1<br>0<br>0<br>0<br>0<br>0<br>0<br>1<br>0 | 0<br>0<br>0<br>0<br>0<br>0<br>0<br>0<br>0<br>0 | 0<br>0<br>0<br>0<br>0<br>0<br>0<br>0<br>0<br>0 | 0<br>0<br>0<br>0<br>1<br>0<br>0<br>0<br>0<br>0 | 1<br>0<br>0<br>0<br>0<br>0<br>0<br>0<br>1<br>0 | 0<br>0<br>0<br>0<br>0<br>0<br>0<br>0<br>0<br>0 |
| Inning Stats | R: 1 E: 0 K: 1 S: 10 H: 1 LOB: 0 BB: 0 P: 18 | R: 0 E: 0 K: 1 S: 8 H: 0 LOB: 1 BB: 1 P: 15 | R: 0 E: 0 K: 1 S: 7 H: 0 LOB: 0 BB: 0 P: 14 | R: 0 E: 0 K: 0 S: 9 H: 1 LOB: 1 BB: 0 P: 15 | R: 0 E: 0 K: 2 S: 11 H: 0 LOB: 0 BB: 0 P: 14 | R: 0 E: 0 K: 2 S: 11 H: 1 LOB: 1 BB: 0 P: 18 | R: 0 E: 0 K: 3 S: 18 H: 2 LOB: 2 BB: 0 P: 24 | R: 0 E: 0 K: 1 S: 11 H: 0 LOB: 1 BB: 1 P: 17 | R: 0 E: 0 K: 0 S: 6 H: 0 LOB: 1 BB: 1 P: 13 | R: 0 E: 0 K: 1 S: 10 H: 0 LOB: 1 BB: 1 P: 18 | R: 0 E: 0 K: 1 S: 7 H: 0 LOB: 0 BB: 0 P: 10 | R: 0 E: 0 K: 0 S: 4 H: 0 LOB: 0 BB: 0 P: 9 | R: 0 E: 0 K: 1 S: 10 H: 0 LOB: 0 BB: 0 P: 16 | R: 1 E: 0 K: 0 S: 2 H: 1 LOB: 0 BB: 0 P: 2 | 1B: 3<br>2B: 2<br>3B: 0<br>HR: 2 | SF: 0<br>SAC: 0<br>DP: 1<br>HBP: 0 | | | WP: 1<br>PB: 0<br>SB: 0<br>CS: 1 | PA: 48 | |

| PITCHER | | IP | WLS | BF | H | R | ER | SO | BB | IBB | HBP | BLK | WP | HR | S | P | ERA | WHIP |
|---|---|---|---|---|---|---|---|---|---|---|---|---|---|---|---|---|---|---|
| 55 Tim Lincecum, R<br>ERA: 2.27 | (1, 1) | 7.0 | | 26 | 5 | 1 | 1 | 10 | 1 | 0 | 0 | 0 | 1 | 1 | 74 | 118 | 1.29 | 0.857 |
| 54 Sergio Romo, R<br>ERA: 2.63 | (8, 1) | 0.2 | | 3 | 0 | 0 | 0 | 1 | 1 | 0 | 0 | 0 | 0 | 0 | 8 | 13 | 0.00 | 1.500 |
| 41 Jeremy Affeldt, L<br>ERA: 1.27 | (8, 1) | 1.1 | | 5 | 0 | 0 | 0 | 0 | 1 | 0 | 0 | 0 | 0 | 0 | 9 | 17 | 0.00 | 0.750 |
| 49 Brandon Medders, R<br>ERA: 2.65 | (10, 1) | 1.0 | | 4 | 0 | 0 | 0 | 1 | 1 | 0 | 0 | 0 | 0 | 0 | 10 | 18 | 0.00 | 1.000 |
| 38 Brian Wilson, R<br>ERA: 3.48 | (11, 1) | 2.0 | | 6 | 0 | 0 | 0 | 1 | 0 | 0 | 0 | 0 | 0 | 0 | 11 | 19 | 0.00 | 0.000 |

| PITCHER | | IP | WLS | BF | H | R | ER | SO | BB | IBB | HBP | BLK | WP | HR | S | P | ERA | WHIP |
|---|---|---|---|---|---|---|---|---|---|---|---|---|---|---|---|---|---|---|
| 46 Bob Howry, R<br>ERA: 3.55 | (13, 1) | 1.0 | L | 4 | 1 | 1 | 1 | 1 | 0 | 0 | 0 | 0 | 0 | 1 | 12 | 18 | 9.00 | 1.000 |

San Francisco Giants @ Pittsburgh Pirates
PNC Park, Pittsburgh, PA
Fri Jul 17 2009, 7:05 PM EDT
Att. 26,709 - Cloudy - 65 F

livebaseballscorecards.com

| | |
|---|---|
| AB | 44 |
| R | 2 |
| H | 6 |
| RBI | 2 |
| BB | 4 |
| SO | 14 |
| LOB | 10 |

# San Francisco Giants @ Pittsburgh Pirates

PNC Park, Pittsburgh, PA

Sat Jul 18 2009, 7:05 PM EDT

Att. 37,023 - Cloudy - 66 F

livebaseballscorecards.com

## TOP

| Batter | 1 | 2 | 3 | 4 | 5 | 6 | 7 | 8 | 9 | AB | R | H | RBI | BB | SO | LOB |
|---|---|---|---|---|---|---|---|---|---|---|---|---|---|---|---|---|
| 2 Randy Winn, S (1, 8)<br>OBP: 0.315, SLG: 0.382 | B FF 90<br>C FF 93<br>F FF 91<br>X FF 93<br>1-2 ① G5-3 | | C FF 90<br>B CU 80<br>F FF 91<br>B CU 79<br>X SI 89<br>2-2 ① FC4-6 48 FC6<br>1-2f | | | X FF 88<br>0-0 ① F8 | | B FF 91<br>S CH 83<br>S CH 82<br>F CH 84<br>F FF 91<br>F FF 92<br>B CH 83<br>B CH 83<br>X FF 90<br>3-2 ③ G6-3 | | 4 | 0 | 0 | 0 | 0 | 0 | 1 |
| 21 John Bowker, L (1, 7)<br>OBP: 0.294, SLG: 0.400 | C FF 92<br>B FF 94<br>S CH 83<br>X FF 94<br>1-2 ② L8 | | 1 SAFE<br>B CH 81<br>C SI 88<br>B CH 82<br>S FF 88<br>S CH 82<br>2-3 ② K | | | B FF 88<br>X CH 82<br>1-0 ② G4-3 | | | C FF 93<br>X CH 85<br>0-1 12 G3 48 1B 1B | 4 | 0 | 1 | 0 | 0 | 1 | 1 |
| 48 Pablo Sandoval, S (1, 5)<br>OBP: 0.383, SLG: 0.570 | F FF 90<br>B CH 83<br>F CH 84<br>F CU 79<br>X CU 78<br>1-2 ③ L9 | | 1 SAFE<br>X CH 82<br>0-0 ③ FC6<br>1-2f | | | C CH 80<br>S CU 81<br>S CU 80<br>0-3 ③ K2-3 | | | X SL 82<br>0-0 12 G3 1B<br>1-2 | 4 | 0 | 1 | 0 | 0 | 1 | 1 |
| 12 Nate Schierholtz, L (1, 9)<br>OBP: 0.326, SLG: 0.422 | | X FF 90<br>0-0 ① G4-3 | | C FF 93<br>F SL 85<br>F FF 93<br>S FF 92<br>0-3 ① K | | | X FF 89<br>0-0 35 FC1-6 1B | | C SI 94<br>F FF 93<br>X FF 94<br>0-2 ① G3<br>1-2<br>2-3 | 4 | 0 | 1 | 0 | 0 | 1 | 2 |
| 35 Travis Ishikawa, L (1, 3)<br>OBP: 0.318, SLG: 0.421 | | B FF 93<br>C FF 89<br>F CH 82<br>B FF 92<br>F CU 78<br>S CU 79<br>2-3 ② K | | S CU 80<br>B FF 91<br>B FF 90<br>B CH 82<br>F FF 90<br>F FF 94<br>C FF 93<br>3-3 ② K | | | X SI 88<br>0-0 ① FC1-6<br>1-2f | | S CU 83<br>S SL 85<br>F SL 84<br>F FF 94<br>S FF 94<br>0-3 ② K | 4 | 0 | 0 | 0 | 0 | 3 | 3 |
| 5 Juan Uribe, R (1, 4)<br>OBP: 0.323, SLG: 0.450 | | B FF 90<br>B FF 90<br>B FF 90<br>B FF 93<br>4-0 16 1B BB | | F CH 83<br>B CU 80<br>X CU 81<br>1-1 ③ L6 | | | B CU 78<br>1 SAFE<br>B CH 81<br>F FF 89<br>F FF 93<br>X FF 89<br>2-2 ② P3 | | X SL 84<br>0-0 ③ G5-3 | 3 | 0 | 0 | 0 | 0 | 1 | 3 |
| 16 Edgar Renteria, R (1, 6)<br>OBP: 0.314, SLG: 0.323 | | B FF 90<br>C FF 93<br>D CU 79<br>X FF 89<br>2-1 1-2 1B | | | C FF 92<br>X FF 92<br>0-1 22 G6-4-3 1B | | C CU 79<br>D CU 80<br>1 SAFE<br>F FF 88<br>F FF 94<br>S CU 78<br>1-3 ③ K | | | 3 | 0 | 2 | 0 | 0 | 1 | 1 |
| 22 Eli Whiteside, R (1, 2)<br>OBP: 0.265, SLG: 0.292 | | B FF 90<br>B FF 90<br>F FF 93<br>B CU 78<br>C CU 78<br>X CU 78<br>3-2 ③ G5-3 | | | X FF 89<br>0-0 ①② G6-4-3<br>1-2f | | | L FF 89<br>S CH 82<br>F CH 83<br>B CH 82<br>S CH 82<br>1-3 ① K | | 3 | 0 | 0 | 0 | 0 | 1 | 3 |
| 75 Barry Zito, L (1, 1)<br>OBP: 0.138, SLG: 0.107<br>49 Brandon Medders, R (7, 1)<br>33 Aaron Rowand, R (8, PH)<br>OBP: 0.341, SLG: 0.447<br>47 Merkin Valdez, R (8, 1) | | | B FF 91<br>B FF 88<br>B FF 92<br>C FF 91<br>C FF 92<br>B FF 92<br>4-2 2 FC4-6 BB | | B FF 92<br>B FF 92<br>C FF 92<br>X FF 90<br>2-1 ③ G4-3 | | | B FF 90<br>X FF 89<br>1-0 ② F9 | | 1<br>0<br>1<br>0 | 0<br>0<br>0<br>0 | 0<br>0<br>0<br>0 | 0<br>0<br>0<br>0 | 1<br>0<br>0<br>0 | 0<br>0<br>0<br>0 | 0<br>0<br>0<br>0 |
| Inning Stats | R: 0<br>E: 0<br>K: 0<br>S: 10<br>H: 0<br>LOB: 0<br>BB: 0<br>P: 13 | R: 0<br>E: 0<br>K: 1<br>S: 10<br>H: 1<br>LOB: 2<br>BB: 1<br>P: 21 | R: 0<br>E: 0<br>K: 1<br>S: 9<br>H: 0<br>LOB: 1<br>BB: 1<br>P: 17 | R: 0<br>E: 0<br>K: 2<br>S: 10<br>H: 0<br>LOB: 0<br>BB: 0<br>P: 14 | R: 0<br>E: 0<br>K: 0<br>S: 5<br>H: 1<br>LOB: 0<br>BB: 0<br>P: 7 | R: 0<br>E: 0<br>K: 1<br>S: 5<br>H: 0<br>LOB: 0<br>BB: 0<br>P: 6 | R: 0<br>E: 0<br>K: 1<br>S: 9<br>H: 1<br>LOB: 1<br>BB: 0<br>P: 12 | R: 0<br>E: 0<br>K: 1<br>S: 12<br>H: 0<br>LOB: 0<br>BB: 0<br>P: 17 | R: 0<br>E: 0<br>K: 1<br>S: 12<br>H: 2<br>LOB: 2<br>BB: 0<br>P: 12 | 1B: 5<br>2B: 0<br>3B: 0<br>HR: 0<br>SF: 0<br>SAC: 0<br>DP: 1<br>HBP: 0 | | | | | | |

| | AB | R | H | RBI | BB | SO | LOB |
|---|---|---|---|---|---|---|---|
| | 31 | 0 | 5 | 0 | 2 | 8 | 15 |

WP: 0 PA: 33
PB: 0
SB: 0
CS: 0

| PITCHER | | IP | WLS | BF | H | R | ER | SO | BB | IBB | HBP | BLK | WP | HR | S | P | ERA | WHIP |
|---|---|---|---|---|---|---|---|---|---|---|---|---|---|---|---|---|---|---|
| 37 Charlie Morton, R<br>ERA: 3.21 | (1, 1) | 7.0 | W | 25 | 3 | 0 | 0 | 6 | 2 | 0 | 0 | 0 | 0 | 0 | 58 | 90 | 0.00 | 0.714 |
| 34 John Grabow, L<br>ERA: 3.16 | (8, 1) | 1.0 | H | 3 | 0 | 0 | 0 | 1 | 0 | 0 | 0 | 0 | 0 | 0 | 12 | 17 | 0.00 | 0.000 |
| 55 Matt Capps, R<br>ERA: 5.81 | (9, 1) | 1.0 | S | 5 | 2 | 0 | 0 | 1 | 0 | 0 | 0 | 0 | 0 | 0 | 12 | 12 | 0.00 | 2.000 |

| PITCHER | IP | WLS | BF | H | R | ER | SO | BB | IBB | HBP | BLK | WP | HR | S | P | ERA | WHIP |
|---|---|---|---|---|---|---|---|---|---|---|---|---|---|---|---|---|---|

| Batter | 1 | 2 | 3 | 4 | 5 | 6 | 7 | 8 | 9 | AB | R | H | RBI | BB | SO | LOB |
|---|---|---|---|---|---|---|---|---|---|---|---|---|---|---|---|---|
| 22 Andrew McCutchen, R (1, 8)<br>OBP: 0.335, SLG: 0.439 | B SI 85<br>F SI 86<br>X CH 74<br>1-1<br>12<br>FC6-4<br>1B | | C CH 74<br>X CU 70<br>0-1 ②<br>G4-3 | | | X SL 77<br>0-0<br>12<br>S<br>1B | | B FF 93<br>F FF 93<br>F FF 94<br>C FF 94<br>1-3 ①<br>K | | 4 | 0 | 2 | 0 | 0 | 1 | 0 |
| 12 Freddy Sanchez, R (1, 4)<br>OBP: 0.354, SLG: 0.474 | F FC 79<br>1 SAFE<br>1 SAFE<br>F SL 78<br>X CU 73<br>0-2 ①<br>FC6-4<br>46<br>2B<br>41<br>SF7<br>1-2f | | C SI 88<br>B SI 86<br>B SI 86<br>B FC 80<br>X SI 86<br>3-1 ③<br>G4-3 | | | 1 SAFE<br>C CH 74<br>B SI 86<br>C SI 86<br>S SI 86<br>1-3 ②<br>K<br>1-2 | | X FF 94<br>0-0 ②<br>G6-3 | | 4 | 1 | 0 | 0 | 0 | 1 | 2 |
| 46 Garrett Jones, L (1, 7)<br>OBP: 0.357, SLG: 0.808 | B FC 79<br>F FC 80<br>F SI 85<br>B SI 86<br>X SI 87<br>2-2<br>1-3<br>2B | | | F SL 78<br>C CU 73<br>X CU 74<br>0-2 ①<br>G4-3 | | X SI 86<br>0-0 ③<br>F8 | | X FF 95<br>0-0 ③<br>G3-1 | | 4 | 0 | 1 | 0 | 0 | 0 | 1 |
| 41 Ryan Doumit, S (1, 2)<br>OBP: 0.232, SLG: 0.400 | C FC 80<br>F FC 80<br>D CU 73<br>X CU 74<br>1-2 ②<br>SF7<br>3-H | | | B SI 86<br>C SL 78<br>B SI 86<br>F CH 75<br>X SI 88<br>2-2 ②<br>F9 | | | C SL 77<br>B CH 73<br>X CH 74<br>1-1<br>24<br>1B<br>15<br>1B<br>1B | | | 2 | 1 | 1 | 1 | 0 | 0 | 0 |
| 25 Adam LaRoche, L (1, 3)<br>OBP: 0.329, SLG: 0.436 | C FC 81<br>B SI 85<br>B FF 82<br>C SI 87<br>B SI 87<br>X FF 82<br>3-2 ③<br>F9 | | | X SI 87<br>0-0 ③<br>P3 | | | B SI 88<br>S SI 85<br>B FC 81<br>S FC 80<br>T CU 74<br>2-2 ①<br>K | | | 3 | 0 | 0 | 0 | 0 | 1 | 2 |
| 24 Delwyn Young, S (1, 9)<br>OBP: 0.382, SLG: 0.412 | | B SI 84<br>S SI 85<br>C FC 78<br>F CU 72<br>B SI 86<br>X CU 72<br>2-2 ①<br>L7 | | | X SI 86<br>0-0 ①<br>F9 | | F SI 86<br>B SI 87<br>B SI 87<br>X FC 81<br>2-1<br>15<br>1B<br>1-2<br>1B | | | 3 | 0 | 1 | 0 | 0 | 0 | 0 |
| 15 Andy LaRoche, R (1, 5)<br>OBP: 0.338, SLG: 0.386 | | X CH 74<br>0-0 ②<br>G5-3 | | | B SI 86<br>B SI 85<br>C SL 77<br>X CH 74<br>2-1 ②<br>F9 | | B CU 70<br>F CU 72<br>B SI 87<br>F SI 86<br>F CU 73<br>B SI 87<br>F FC 81<br>X CU 74<br>3-2<br>1-2<br>2-H<br>1B | | | 3 | 0 | 1 | 1 | 0 | 0 | 0 |
| 2 Jack Wilson, R (1, 6)<br>OBP: 0.297, SLG: 0.393 | | C SI 86<br>X FC 79<br>0-1 ③<br>P2 | | | C SI 87<br>F CU 74<br>B SI 87<br>F SI 87<br>X CH 74<br>1-2 ③<br>F7 | | X FF 90<br>0-0 ②<br>F4 | | | 3 | 0 | 0 | 0 | 0 | 0 | 2 |
| 37 Charlie Morton, R (1, 1)<br>18 Jeff Salazar, L (7, PH)<br>34 John Grabow, L (8, 1)<br>55 Matt Capps, R (9, 1) | | | B SI 84<br>C SI 84<br>F SI 85<br>F SL 79<br>S CU 73<br>1-3 ①<br>K | | | C SI 84<br>B SL 77<br>B SI 85<br>F SI 85<br>C SI 86<br>2-3 ①<br>K | B CU 71<br>S CU 71<br>F CU 73<br>B FC 91<br>C FC 91<br>2-3 ③<br>K | | | 2<br>1<br>0<br>0 | 0<br>0<br>0<br>0 | 0<br>0<br>0<br>0 | 0<br>0<br>0<br>0 | 0<br>0<br>0<br>0 | 2<br>1<br>0<br>0 | 0<br>2<br>0<br>0 |
| Inning Stats | R: 1<br>E: 0<br>K: 0<br>S: 14<br>H: 2<br>LOB: 1<br>BB: 0<br>P: 21 | R: 0<br>E: 0<br>K: 0<br>S: 7<br>H: 0<br>LOB: 0<br>BB: 0<br>P: 9 | R: 0<br>E: 0<br>K: 1<br>S: 8<br>H: 0<br>LOB: 0<br>BB: 0<br>P: 12 | R: 0<br>E: 0<br>K: 0<br>S: 7<br>H: 0<br>LOB: 0<br>BB: 0<br>P: 9 | R: 0<br>E: 0<br>K: 0<br>S: 7<br>H: 0<br>LOB: 0<br>BB: 0<br>P: 10 | R: 0<br>E: 0<br>K: 2<br>S: 8<br>H: 1<br>LOB: 1<br>BB: 0<br>P: 11 | R: 1<br>E: 0<br>K: 2<br>S: 16<br>H: 3<br>LOB: 2<br>BB: 0<br>P: 26 | R: 0<br>E: 0<br>K: 1<br>S: 5<br>H: 0<br>LOB: 0<br>BB: 0<br>P: 6 | | 1B: 5<br>2B: 1<br>3B: 0<br>HR: 0 | SF: 1<br>SAC: 0<br>DP: 0<br>HBP: 0 | | WP: 0<br>PB: 0<br>SB: 1<br>CS: 0 | PA: 30 | | |

| PITCHER | | IP | WLS | BF | H | R | ER | SO | BB | IBB | HBP | BLK | WP | HR | S | P | ERA | WHIP |
|---|---|---|---|---|---|---|---|---|---|---|---|---|---|---|---|---|---|---|
| 75 Barry Zito, L<br>ERA: 4.89 | (1, 1) | 6.1 | L | 25 | 6 | 2 | 2 | 4 | 0 | 0 | 0 | 0 | 0 | 0 | 63 | 92 | 2.84 | 0.947 |
| 49 Brandon Medders, R<br>ERA: 2.61 | (7, 1) | 0.2 | | 2 | 0 | 0 | 0 | 1 | 0 | 0 | 0 | 0 | 0 | 0 | 4 | 6 | 0.00 | 0.000 |
| 47 Merkin Valdez, R<br>ERA: 4.8 | (8, 1) | 1.0 | | 3 | 0 | 0 | 0 | 1 | 0 | 0 | 0 | 0 | 0 | 0 | 5 | 6 | 0.00 | 0.000 |

| PITCHER | IP | WLS | BF | H | R | ER | SO | BB | IBB | HBP | BLK | WP | HR | S | P | ERA | WHIP |
|---|---|---|---|---|---|---|---|---|---|---|---|---|---|---|---|---|---|

# BOTTOM

San Francisco Giants @ Pittsburgh Pirates
PNC Park, Pittsburgh, PA
Sat Jul 18 2009, 7:05 PM EDT
Att. 37,023 - Cloudy - 66 F

livebaseballscorecards.com

| | |
|---|---|
| AB | 29 |
| R | 2 |
| H | 6 |
| RBI | 2 |
| BB | 0 |
| SO | 6 |
| LOB | 9 |

| Batter | 1 | 2 | 3 | 4 | 5 | 6 | 7 | 8 | 9 | AB | R | H | RBI | BB | SO | LOB |
|---|---|---|---|---|---|---|---|---|---|---|---|---|---|---|---|---|
| 33 Aaron Rowand, R (1, 8)<br>OBP: 0.336, SLG: 0.440 | B SI 90<br>F SI 90<br>F FF 89<br>B FF 91<br>X SI 90<br>2-2 ① G4-3 | | B SI 89<br>C CU 74<br>X SI 89<br>1-1 ② G6-3 | | C CU 74<br>F SI 89<br>F SI 90<br>S SL 80<br>0-3 ③ K | | X SI 88<br>0-0 ② G5-3 | | B FF 94<br>S CU 80<br>S CU 83<br>B CU 83<br>B CU 81<br>F CU 79<br>S CU 80<br>3-3 ③ K | 5 | 0 | 0 | 0 | 0 | 2 | 2 |
| 2 Randy Winn, S (1, 7)<br>OBP: 0.317, SLG: 0.386 | C SI 90<br>B SI 91<br>S CH 83<br>F CH 82<br>X FF 91<br>1-2 48 G3-1 1B | | B SI 90<br>C SI 90<br>X SI 90<br>1-1 ③ G1-3 | | | B SI 87<br>F SI 87<br>B SI 88<br>X CH 80<br>2-1 48 2B 2B | B SI 87<br>X SI 88<br>1-0 ③ F8 | | | 4 | 1 | 2 | 0 | 0 | 0 | 0 |
| 48 Pablo Sandoval, S (1, 5)<br>OBP: 0.381, SLG: 0.569 | X SI 90<br>0-0 ② G3-1<br>1-2 | | | B CH 81<br>X CH 80<br>1-0 ① G4-3 | | X CU 73<br>0-0 1 2B 12 2B 2B<br>2-H | | B FF 93<br>B CH 83<br>C FF 93<br>F CH 86<br>F FF 94<br>F SL 84<br>S SL 84<br>2-3 ① K | | 4 | 1 | 1 | 1 | 0 | 1 | 1 |
| 1 Bengie Molina, R (1, 2)<br>OBP: 0.276, SLG: 0.441 | B CU 76<br>B SI 91<br>B CH 84<br>B SI 90<br>4-0 BB | | | B CU 74<br>C CU 72<br>X SI 89<br>1-1 1B | | X SI 88<br>0-0 12 2B 2B<br>2-3 | | X FF 94<br>0-0 1B | | 3 | 1 | 3 | 0 | 1 | 0 | 0 |
| 12 Nate Schierholtz, L (1, 9)<br>OBP: 0.324, SLG: 0.424 | C CU 76<br>D CU 75<br>C SI 90<br>S SL 82<br>1-3 ③ K | | | F SI 89<br>X CU 76<br>0-1 ② L8 | | F SL 79<br>D SL 80<br>S SL 80<br>D SL 80<br>F SI 89<br>D SL 80<br>X SL 80<br>3-2 16 F9 21 SF8 2B<br>2-H<br>3-H | | S FF 93<br>C FF 94<br>B SL 85<br>X FF 95<br>1-2 ② F7 | | 4 | 1 | 1 | 2 | 0 | 1 | 4 |
| 16 Edgar Renteria, R (1, 6)<br>OBP: 0.310, SLG: 0.319 | | B SI 88<br>X CH 82<br>1-0 ① G6-3 | | B SI 89<br>C CU 75<br>F CU 75<br>S FF 89<br>1-3 ③ K | | B SI 89<br>X CH 80<br>1-0 ① F9<br>2-3 | | S FF 94<br>S SL 84<br>D SL 85<br>D SL 84<br>X FF 94<br>2-2 ③ F8 | | 4 | 0 | 0 | 0 | 0 | 1 | 3 |
| 21 John Bowker, L (1, 3)<br>OBP: 0.250, SLG: 0.353<br>35 Travis Ishikawa, L (6, 3)<br>OBP: 0.316, SLG: 0.419 | | C FF 89<br>B CU 74<br>X SI 89<br>1-1 ② G1-6-3 | | | X SI 88<br>0-0 ① G4-3 | X SL 80<br>0-0 ② SF8<br>3-H | | | B FF 92<br>B FF 92<br>C FF 91<br>F FF 93<br>X FF 92<br>2-2 ① G6-3 | 2<br>1 | 0<br>0 | 0<br>0 | 1<br>0 | 0<br>0 | 0<br>0 | 0<br>0 |
| 19 Kevin Frandsen, R (1, 4)<br>OBP: 0.190, SLG: 0.154 | | C SI 88<br>B SI 89<br>X CH 82<br>1-1 ③ F8 | | | C SI 87<br>B CU 75<br>B CU 72<br>X SI 89<br>2-1 ② G3 | X SI 88<br>0-0 ③ G4-3 | | | B FF 92<br>X FF 90<br>1-0 2B | 4 | 0 | 1 | 0 | 0 | 0 | 0 |
| 18 Matt Cain, R (1, 1)<br>OBP: 0.282, SLG: 0.257<br>54 Sergio Romo, R (8, 1)<br>41 Jeremy Affeldt, L (8, 1)<br>OBP: 0.500, SLG: 0.500<br>14 Fred Lewis, L (9, PH)<br>OBP: 0.333, SLG: 0.385<br>38 Brian Wilson, R (9, 1) | | | C SI 88<br>C SI 90<br>S CU 74<br>0-3 ① K | | X SI 90<br>0-0 2B | | C CU 72<br>B CU 72<br>B SI 88<br>S CH 80<br>C CU 72<br>2-3 ① K | | C CU 79<br>C CU 81<br>S CU 84<br>0-3 ② K | 3<br>0<br>0<br>1<br>0 | 0<br>0<br>0<br>0<br>0 | 1<br>0<br>0<br>0<br>0 | 0<br>0<br>0<br>0<br>0 | 0<br>0<br>0<br>1<br>0 | 2<br>0<br>0<br>1<br>0 | 0<br>0<br>0<br>1<br>0 |
| Inning Stats | R: 0<br>E: 0<br>K: 1<br>S: 11<br>H: 1<br>LOB: 2<br>BB: 1<br>P: 19 | R: 0<br>E: 0<br>K: 0<br>S: 5<br>H: 0<br>LOB: 0<br>BB: 0<br>P: 8 | R: 0<br>E: 0<br>K: 1<br>S: 7<br>H: 0<br>LOB: 0<br>BB: 0<br>P: 9 | R: 0<br>E: 0<br>K: 1<br>S: 8<br>H: 1<br>LOB: 1<br>BB: 0<br>P: 11 | R: 0<br>E: 0<br>K: 1<br>S: 8<br>H: 1<br>LOB: 1<br>BB: 0<br>P: 10 | R: 4<br>E: 0<br>K: 0<br>S: 11<br>H: 4<br>LOB: 0<br>BB: 0<br>P: 17 | R: 0<br>E: 0<br>K: 1<br>S: 5<br>H: 0<br>LOB: 0<br>BB: 0<br>P: 8 | R: 0<br>E: 0<br>K: 1<br>S: 12<br>H: 1<br>LOB: 1<br>BB: 0<br>P: 17 | R: 0<br>E: 0<br>K: 2<br>S: 11<br>H: 1<br>LOB: 1<br>BB: 0<br>P: 17 | 1B: 3<br>2B: 6<br>3B: 0<br>HR: 0<br>SF: 1<br>SAC: 0<br>DP: 0<br>HBP: 0 | | | | | | |

| PITCHER | | IP | WLS | BF | H | R | ER | SO | BB | IBB | HBP | BLK | WP | HR | S | P | ERA | WHIP |
|---|---|---|---|---|---|---|---|---|---|---|---|---|---|---|---|---|---|---|
| 57 Zach Duke, L<br>ERA: 3.38 | (1, 1) | 7.0 | L | 29 | 7 | 4 | 4 | 5 | 1 | 0 | 0 | 0 | 0 | 0 | 55 | 82 | 5.14 | 1.143 |
| 52 Joel Hanrahan, R<br>ERA: 7.47 | (8, 1) | 1.0 | | 4 | 1 | 0 | 0 | 1 | 0 | 0 | 0 | 0 | 0 | 0 | 12 | 17 | 0.00 | 1.000 |
| 56 Donnie Veal, L<br>ERA: 3.52 | (9, 1) | 0.1 | | 1 | 0 | 0 | 0 | 0 | 0 | 0 | 0 | 0 | 0 | 0 | 3 | 5 | 0.00 | 0.000 |
| 47 Evan Meek, R<br>ERA: 2.55 | (9, 1) | 0.2 | | 3 | 1 | 0 | 0 | 2 | 0 | 0 | 0 | 0 | 0 | 0 | 8 | 12 | 0.00 | 1.500 |

| PITCHER | IP | WLS | BF | H | R | ER | SO | BB | IBB | HBP | BLK | WP | HR | S | P | ERA | WHIP |
|---|---|---|---|---|---|---|---|---|---|---|---|---|---|---|---|---|---|

# San Francisco Giants @ Pittsburgh Pirates

PNC Park, Pittsburgh, PA

Sun Jul 19 2009, 1:35 PM EDT

Att. 24,842 - Sunny - 74 F

TOP

livebaseballscorecards.com

| | |
|---|---|
| AB | 35 |
| R | 4 |
| H | 9 |
| RBI | 4 |
| BB | 1 |
| SO | 8 |
| LOB | 11 |

| | |
|---|---|
| WP: 0 | PA: 37 |
| PB: 0 | |
| SB: 0 | |
| CS: 0 | |

# BOTTOM

| Batter | 1 | 2 | 3 | 4 | 5 | 6 | 7 | 8 | 9 | AB | R | H | RBI | BB | SO | LOB |
|---|---|---|---|---|---|---|---|---|---|---|---|---|---|---|---|---|
| 22 Andrew McCutchen, R (1, 8)<br>OBP: 0.344, SLG: 0.440 | B FF 92<br>B FF 93<br>B FF 93<br>B FF 93<br>4-0<br>12<br>S<br>BB | | B CU 77<br>C SL 84<br>F FF 94<br>F SL 87<br>C FF 94<br>1-3 ②<br>K | | C CU 76<br>D CU 78<br>D SL 82<br>C CH 86<br>F SL 85<br>F FF 92<br>F FF 92<br>F SL 86<br>B CU 77<br>4-2<br>F SL 84<br>D CU 76<br>BB | | | F FF 90<br>C SL 78<br>X SL 78<br>0-2<br>46<br>G3<br>41<br>1B<br>12<br>1B<br>1B | | 2 | 1 | 1 | 0 | 2 | 1 | 0 |
| 12 Freddy Sanchez, R (1, 4)<br>OBP: 0.353, SLG: 0.471 | B FF 93<br>C CU 76<br>B FF 94<br>C CU 76<br>F FF 94<br>C FF 94<br>2-3 ①<br>K<br>1-2 | | B CU 76<br>C FF 94<br>B FF 94<br>X CH 88<br>2-1 ③<br>F8 | | C CU 75<br>F FF 93<br>S FF 93<br>0-3 ③<br>K | | | B FF 88<br>X FF 90<br>1-0<br>46<br>G3<br>41<br>1B<br>1-2<br>1B | | 4 | 1 | 1 | 0 | 0 | 2 | 3 |
| 46 Garrett Jones, L (1, 9)<br>OBP: 0.333, SLG: 0.750 | C CU 75<br>B FF 92<br>S FF 93<br>S FF 94<br>1-3 ②<br>K | | | B CU 75<br>B FF 92<br>S SL 86<br>C CU 75<br>S FF 93<br>2-3 ①<br>K | | C CU 76<br>T CH 86<br>X FF 94<br>0-2 ①<br>F9 | | S CU 78<br>C CU 78<br>D CU 78<br>X SI 95<br>1-2 ①<br>G3<br>1-2<br>2-3 | | 4 | 0 | 0 | 0 | 0 | 2 | 3 |
| 41 Ryan Doumit, S (1, 2)<br>OBP: 0.247, SLG: 0.406 | B CU 78<br>B FF 93<br>C CH 86<br>B FF 95<br>S FF 95<br>X CH 88<br>3-2 ③<br>G4-3 | | | B CH 87<br>X FF 93<br>1-0 ②<br>1B | | B CU 78<br>C CH 87<br>B CH 87<br>F FF 94<br>B CH 89<br>X CH 88<br>3-2 ②<br>G3 | | B CU 79<br>S CH 86<br>S CU 79<br>X CU 78<br>1-2<br>25<br>G4-6-3<br>2-H<br>3-H<br>1B | | 4 | 0 | 2 | 2 | 0 | 0 | 1 |
| 25 Adam LaRoche, L (1, 3)<br>OBP: 0.328, SLG: 0.437 | | B CU 77<br>F FF 93<br>C FF 94<br>C SL 85<br>1-3 ①<br>K | | X FF 94<br>0-0<br>2B | | C FF 94<br>B CU 79<br>S CU 78<br>B FF 94<br>X CU 79<br>2-2 ③<br>G4-3 | | B SI 96<br>B CU 78<br>B SI 95<br>X SI 95<br>3-0 ②③<br>G4-6-3<br>1-2f | | 4 | 0 | 1 | 0 | 0 | 1 | 1 |
| 44 Brandon Moss, L (1, 7)<br>OBP: 0.313, SLG: 0.392 | | C FF 94<br>S FF 94<br>B FF 95<br>B FF 95<br>F CH 88<br>B CH 90<br>X FF 95<br>3-2<br>HR | | S CH 87<br>S CH 86<br>S CH 88<br>0-3 ③<br>K | | | X CH 86<br>0-0 ①<br>G4-3 | | X FF 96<br>0-0 ①<br>G3 | 4 | 1 | 1 | 1 | 0 | 1 | 1 |
| 15 Andy LaRoche, R (1, 5)<br>OBP: 0.340, SLG: 0.385 | | B FF 94<br>C SL 86<br>X SL 87<br>1-1 ②<br>G3 | | | X SL 84<br>0-0 ①<br>G5-3 | | C FF 93<br>X CU 76<br>0-1<br>1B | | B<br>B<br>B SL 88<br>C FF 95<br>C SL 88<br>B FF 99<br>4-2<br>BB | 3 | 0 | 1 | 0 | 1 | 0 | 0 |
| 2 Jack Wilson, R (1, 6)<br>OBP: 0.297, SLG: 0.392<br>5 Ramón Vázquez, L (9, PH)<br>OBP: 0.353, SLG: 0.277 | B FF 94<br>S CU 78<br>F CU 79<br>S FF 94<br>1-3 ③<br>K | | | | C FF 92<br>B FF 93<br>C FF 92<br>X FF 93<br>1-2<br>57<br>SH1-4<br>1B | | C FF 92<br>T FF 92<br>X FF 94<br>0-2 ②<br>F8 | | X FF 97<br>0-0 ②<br>P6 | 3<br>1 | 0<br>0 | 1<br>0 | 0<br>0 | 0<br>0 | 1<br>0 | 1<br>1 |
| 57 Zach Duke, L (1, 1)<br>OBP: 0.263, SLG: 0.286<br>18 Jeff Salazar, L (7, PH)<br>52 Joel Hanrahan, R (8, 1)<br>56 Donnie Veal, L (9, 1)<br>47 Evan Meek, R (9, 1)<br>24 Delwyn Young, S (9, PH)<br>OBP: 0.379, SLG: 0.409 | | | C FF 91<br>C FF 92<br>F FF 93<br>B CU 78<br>F FF 94<br>B CH 88<br>X FF 93<br>2-2 ①<br>G4-3 | | X FF 92<br>0-0 ②<br>SH1-4<br>1-2 | | B CU 76<br>X CH 86<br>1-0 ③<br>G3 | | B FF 98<br>F FF 97<br>C FF 99<br>F FF 100<br>F SL 88<br>S FF 99<br>1-3 ③<br>K | 1<br>1<br>0<br>0<br>0<br>0<br>1 | 0<br>0<br>0<br>0<br>0<br>0<br>0 | 0<br>0<br>0<br>0<br>0<br>0<br>1 | 0<br>0<br>0<br>0<br>0<br>0<br>1 | 0<br>1<br>0<br>0<br>0<br>0<br>1 | 0<br>0<br>0<br>0<br>0<br>0<br>1 | 0<br>1<br>0<br>0<br>0<br>0<br>1 |
| Inning Stats | R: 0<br>E: 0<br>K: 2<br>S: 10<br>H: 0<br>LOB: 1<br>BB: 1<br>P: 20 | R: 1<br>E: 0<br>K: 2<br>S: 12<br>H: 1<br>LOB: 0<br>BB: 0<br>P: 18 | R: 0<br>E: 0<br>K: 1<br>S: 11<br>H: 0<br>LOB: 0<br>BB: 0<br>P: 16 | R: 0<br>E: 0<br>K: 2<br>S: 8<br>H: 2<br>LOB: 1<br>BB: 0<br>P: 11 | R: 0<br>E: 0<br>K: 1<br>S: 15<br>H: 1<br>LOB: 2<br>BB: 1<br>P: 20 | R: 0<br>E: 0<br>K: 0<br>S: 9<br>H: 0<br>LOB: 0<br>BB: 0<br>P: 14 | R: 0<br>E: 0<br>K: 0<br>S: 7<br>H: 1<br>LOB: 1<br>BB: 0<br>P: 8 | R: 2<br>E: 0<br>K: 0<br>S: 11<br>H: 3<br>LOB: 0<br>BB: 0<br>P: 17 | R: 0<br>E: 0<br>K: 1<br>S: 9<br>H: 0<br>LOB: 1<br>BB: 1<br>P: 14 | 1B: 6<br>2B: 1<br>3B: 0<br>HR: 1<br>SF: 0<br>SAC: 1<br>DP: 1<br>HBP: 0 | | | | | | WP: 0<br>PB: 0<br>SB: 1<br>CS: 0<br>PA: 36 |

| PITCHER | IP | WLS | BF | H | R | ER | SO | BB | IBB | HBP | BLK | WP | HR | S | P | ERA | WHIP |
|---|---|---|---|---|---|---|---|---|---|---|---|---|---|---|---|---|---|
| 18 Matt Cain, R (1, 1)<br>ERA: 2.32 | 7.0 | W | 27 | 5 | 1 | 1 | 8 | 2 | 0 | 0 | 0 | 0 | 1 | 72 | 107 | 1.29 | 1.000 |
| 54 Sergio Romo, R (8, 1)<br>ERA: 3.95 | 0.0 | | 2 | 2 | 2 | 2 | 0 | 0 | 0 | 0 | 0 | 0 | 0 | 4 | 5 | ∞ | ∞ |
| 41 Jeremy Affeldt, L (8, 1)<br>ERA: 1.24 | 1.0 | H | 3 | 1 | 0 | 0 | 0 | 0 | 0 | 0 | 0 | 0 | 0 | 7 | 12 | 0.00 | 1.000 |
| 38 Brian Wilson, R (9, 1)<br>ERA: 3.4 | 1.0 | S | 4 | 0 | 0 | 0 | 1 | 1 | 0 | 0 | 0 | 0 | 0 | 9 | 14 | 0.00 | 1.000 |

| PITCHER | IP | WLS | BF | H | R | ER | SO | BB | IBB | HBP | BLK | WP | HR | S | P | ERA | WHIP |
|---|---|---|---|---|---|---|---|---|---|---|---|---|---|---|---|---|---|

# San Francisco Giants @ Pittsburgh Pirates

PNC Park, Pittsburgh, PA

Sun Jul 19 2009, 1:35 PM EDT

Att. 24,842 - Sunny - 74 F

livebaseballscorecards.com

| | |
|---|---|
| AB | 32 |
| R | 3 |
| H | 8 |
| RBI | 3 |
| BB | 3 |
| SO | 9 |
| LOB | 13 |

| Batter | 1 | 2 | 3 | 4 | 5 | 6 | 7 | 8 | 9 | AB | R | H | RBI | BB | SO | LOB |
|---|---|---|---|---|---|---|---|---|---|---|---|---|---|---|---|---|
| 3 Felipe Lopez, S (1, 4)<br>OBP: 0.372, SLG: 0.424 | X FF 89<br>0-0<br>30 CS<br>1B | | C SL 78<br>B FF 89<br>B CH 81<br>F FF 90<br>X FF 91<br>2-2<br>1B | | C FF 88<br>X CH 81<br>0-1<br>28<br>FC1-2-5-1<br>3B | | F FF 89<br>B CU 70<br>B CU 70<br>B SI 88<br>C FF 87<br>B SI 88<br>4-2<br>30<br>G6-4-3<br>BB | | X FF 94<br>0-0<br>30<br>2B<br>1B | 4 | 1 | 4 | 0 | 1 | 0 | 0 |
| 30 Craig Counsell, L (1, 5)<br>OBP: 0.355, SLG: 0.413 | B FF 90<br>C FF 91<br>1 SAFE<br>F FF 91<br>1 SAFE<br>B SL 82<br>B SL 82<br>X FF 92<br>3-2 ①<br>8<br>1B<br>28<br>SF9<br>1-2<br>1B | | B FF 91<br>B FF 92<br>C FF 92<br>X FF 92<br>2-1 ①<br>F8 | | F CH 82<br>B FF 91<br>B SL 80<br>B FF 90<br>B FF 90<br>4-1<br>28<br>FC1-2-5-1<br>BB | | X SI 89<br>0-0 ② ③<br>G6-4-3<br>1-2f | | C FF 94<br>X CH 86<br>0-1<br>8<br>HR<br>1-H<br>2B | 4 | 2 | 2 | 1 | 1 | 0 | 2 |
| 8 Ryan Braun, R (1, 7)<br>OBP: 0.388, SLG: 0.529 | X FF 92<br>0-0<br>28<br>S<br>1-3<br>1B | | B FF 92<br>C SL 80<br>1 SAFE<br>S SL 82<br>X SL 83<br>1-2 ②<br>L8 | | 1 SAFE<br>D SL 80<br>X SL 78<br>1-0 ①<br>P4 | | | C FF 88<br>B CU 71<br>C FF 89<br>X SL 77<br>1-2 ①<br>G6-3 | C FF 94<br>X FF 94<br>0-1<br>2-H<br>HR | 5 | 1 | 2 | 2 | 0 | 0 | 3 |
| 28 Prince Fielder, L (1, 3)<br>OBP: 0.438, SLG: 0.615 | S CH 84<br>B CH 84<br>B SL 81<br>X CH 84<br>2-1 ②<br>SF9<br>1-2<br>3-H | | B CH 84<br>C FF 92<br>B CH 84<br>S FF 92<br>X SL 82<br>2-2 ③<br>G4-3 | | X SL 79<br>0-0 ②<br>FC1-2-5-1<br>1-3<br>3-H | | | B FF 90<br>B SI 88<br>C SI 88<br>B CH 78<br>B SI 87<br>4-1<br>1<br>BB<br>BB | C FF 95<br>B CH 86<br>B CH 86<br>C FF 95<br>S FC 91<br>2-3 ③<br>K | 3 | 0 | 0 | 1 | 1 | 1 | 3 |
| 25 Mike Cameron, R (1, 8)<br>OBP: 0.369, SLG: 0.469 | C SL 80<br>S SL 81<br>S SL 82<br>0-3 ③<br>K | | | B FF 91<br>B FF 92<br>B FF 91<br>C FF 91<br>X FF 91<br>3-1<br>7<br>FC5-4<br>1<br>1B<br>18<br>SF8<br>1B | F SL 78<br>D SL 81<br>X FF 92<br>1-1 ③<br>F8 | | | C SL 79<br>B CU 74<br>S CH 77<br>F CH 78<br>X FF 90<br>1-2 ②<br>F9 | | 4 | 1 | 1 | 0 | 0 | 1 | 4 |
| 1 Corey Hart, R (1, 9)<br>OBP: 0.333, SLG: 0.424 | | C FF 91<br>B SL 81<br>X FF 92<br>1-1 ①<br>G6-3 | | B SL 77<br>X FF 92<br>1-0<br>7<br>FC5-4<br>1-2<br>1B | | B SI 88<br>X SI 89<br>1-0 ①<br>F8 | | S SI 88<br>S SL 78<br>F SL 79<br>B CU 71<br>B SL 77<br>B FF 88<br>B SI 88<br>4-2<br>7<br>FC5-4<br>1-2<br>BB | | 3 | 0 | 1 | 0 | 1 | 0 | 0 |
| 7 J.J. Hardy, R (1, 6)<br>OBP: 0.293, SLG: 0.374 | | B FF 91<br>B FF 91<br>X FF 91<br>2-0 ②<br>G6-3 | | S FF 91<br>X SL 80<br>0-1 ①<br>FC5-4<br>1-2f<br>2-3 | | C SI 90<br>B SL 77<br>C SL 78<br>X FF 90<br>1-2 ②<br>P3 | | X CH 79<br>0-0 ③<br>FC5-4<br>1-2f | | 4 | 0 | 0 | 0 | 0 | 0 | 4 |
| 18 Jason Kendall, R (1, 2)<br>OBP: 0.330, SLG: 0.283 | | B FF 92<br>B FF 91<br>B FF 91<br>B FF 91<br>4-0<br>BB | | B SL 80<br>C SL 80<br>B SL 78<br>X FF 92<br>2-1 ②<br>SF8<br>3-H | | C FF 89<br>X SI 90<br>0-1 ③<br>L1-3 | | | S FF 96<br>X FF 95<br>0-1 ①<br>F7 | 2 | 0 | 0 | 1 | 1 | 0 | 0 |
| 47 Mike Burns, R (1, 1)<br>OBP: 0.200, SLG: 0.111<br>22 Jody Gerut, L (4, PH)<br>OBP: 0.223, SLG: 0.306<br>12 Carlos Villanueva, R (4, 1)<br>OBP: 0.333, SLG: 0.333<br>2 Bill Hall, R (7, PH)<br>OBP: 0.257, SLG: 0.332<br>52 Chris Smith, R (7, 1)<br>27 Frank Catalanotto, L (9, PH)<br>OBP: 0.293, SLG: 0.365 | | C FF 90<br>F FF 91<br>B SL 82<br>S SL 82<br>1-3 ③<br>K | | X FF 90<br>0-0 ③<br>F9 | | | C FF 87<br>S SL 77<br>S CU 70<br>0-3 ①<br>K | | C FF 95<br>X CH 86<br>0-1 ②<br>G1-4-3 | 1<br>1<br>0<br>1<br>0<br>1 | 0<br>0<br>0<br>0<br>0<br>0 | 0<br>0<br>0<br>0<br>0<br>0 | 0<br>0<br>0<br>0<br>0<br>0 | 1<br>0<br>0<br>1<br>0<br>0 | 1<br>1<br>0<br>0<br>0<br>0 | 1<br>1<br>0<br>0<br>0<br>0 |

# Milwaukee Brewers @ Pittsburgh Pirates

PNC Park, Pittsburgh, PA

Mon Jul 20 2009, 7:05 PM EDT

Att. 11,471 - Cloudy - 64 F

TOP

livebaseballscorecards.com

| | |
|---|---|
| AB | 33 |
| R | 5 |
| H | 10 |
| RBI | 5 |
| BB | 5 |
| SO | 4 |
| LOB | 18 |

| Inning Stats | 1 | 2 | 3 | 4 | 5 | 6 | 7 | 8 | 9 |
|---|---|---|---|---|---|---|---|---|---|
| | R: 1<br>E: 0<br>K: 1<br>S: 10 | R: 0<br>E: 0<br>K: 1<br>S: 6 | R: 0<br>E: 0<br>K: 0<br>S: 11 | R: 1<br>E: 0<br>K: 0<br>S: 8 | R: 0<br>E: 0<br>K: 0<br>S: 7 | R: 0<br>E: 0<br>K: 0<br>S: 6 | R: 0<br>E: 0<br>K: 1<br>S: 6 | R: 0<br>E: 0<br>K: 0<br>S: 12 | R: 3<br>E: 0<br>K: 1<br>S: 12 |
| | H: 3<br>LOB: 1<br>BB: 0<br>P: 15 | H: 0<br>LOB: 1<br>BB: 1<br>P: 14 | H: 1<br>LOB: 1<br>BB: 0<br>P: 18 | H: 2<br>LOB: 1<br>BB: 0<br>P: 14 | H: 1<br>LOB: 2<br>BB: 1<br>P: 13 | H: 0<br>LOB: 0<br>BB: 0<br>P: 8 | H: 0<br>LOB: 0<br>BB: 1<br>P: 10 | H: 0<br>LOB: 2<br>BB: 2<br>P: 22 | H: 3<br>LOB: 0<br>BB: 0<br>P: 14 |

| 1B: 7 | SF: 2 | WP: 0 | PA: 40 |
|---|---|---|---|
| 2B: 1 | SAC: 0 | PB: 0 | |
| 3B: 1 | DP: 1 | SB: 1 | |
| HR: 1 | HBP: 0 | CS: 1 | |

| PITCHER | | IP | WLS | BF | H | R | ER | SO | BB | IBB | HBP | BLK | WP | HR | S | P | ERA | WHIP |
|---|---|---|---|---|---|---|---|---|---|---|---|---|---|---|---|---|---|---|
| 49 Ross Ohlendorf, R<br>ERA: 4.59 | (1, 1) | 5.0 | W | 23 | 7 | 2 | 2 | 2 | 2 | 0 | 0 | 0 | 0 | 0 | 42 | 74 | 3.60 | 1.800 |
| 27 Jeff Karstens, R<br>ERA: 4.33 | (6, 1) | 3.0 | H | 11 | 0 | 0 | 0 | 1 | 3 | 0 | 0 | 0 | 0 | 0 | 24 | 40 | 0.00 | 1.000 |
| 43 Jesse Chavez, R<br>ERA: 3.76 | (9, 1) | 1.0 | | 6 | 3 | 3 | 3 | 1 | 0 | 0 | 0 | 0 | 0 | 1 | 12 | 14 | 27.00 | 3.000 |

| PITCHER | | IP | WLS | BF | H | R | ER | SO | BB | IBB | HBP | BLK | WP | HR | S | P | ERA | WHIP |
|---|---|---|---|---|---|---|---|---|---|---|---|---|---|---|---|---|---|---|

# BOTTOM

# Milwaukee Brewers @ Pittsburgh Pirates

PNC Park, Pittsburgh, PA

Mon Jul 20 2009, 7:05 PM EDT

Att. 11,471 - Cloudy - 64 F

livebaseballscorecards.com

| Batter | 1 | 2 | 3 | 4 | 5 | 6 | 7 | 8 | 9 | AB | R | H | RBI | BB | SO | LOB |
|---|---|---|---|---|---|---|---|---|---|---|---|---|---|---|---|---|
| 22 Andrew McCutchen, R (1, 8)<br>OBP: 0.351, SLG: 0.450 | B FF 88<br>B FF 87<br>X FF 86<br>2-0<br>12<br>G4-3<br>25<br>1B<br>2B | X FF 86<br>0-0<br>E5<br>46<br>BB<br>12<br>1B<br>41<br>1B | | B FF 89<br>B SL 80<br>C FF 87<br>S CH 80<br>X SL 81<br>2-2 ①<br>F7 | | B CU 70<br>B CH 81<br>X CH 79<br>2-0<br>12<br>G6-4-3<br>1B | | C FF 87<br>C CU 77<br>B CU 78<br>X CH 75<br>1-2<br>46<br>F8<br>12<br>E<br>1-2<br>1B | | 5 | 2 | 3 | 0 | 0 | 0 | 0 |
| 12 Freddy Sanchez, R (1, 4)<br>OBP: 0.351, SLG: 0.467 | C FF 88<br>X SL 80<br>0-1 ①<br>G4-3<br>2-3 | C FF 85<br>1 SAFE<br>1 SAFE<br>X FF 86<br>0-1<br>41<br>1B<br>46<br>BB<br>25<br>G4-6-3<br>1-2<br>1B | | C FF 89<br>B CU 76<br>X SL 79<br>1-1 ②<br>G6-3 | | C FF 89<br>1 SAFE<br>B FF 89<br>1 SAFE<br>F CH 82<br>X SL 82<br>1-2 ①②<br>G6-4-3<br>1-2f | | F FF 88<br>B CU 78<br>X CH 75<br>1-1<br>FC5<br>41<br>G6-4-3<br>1-2<br>2-H | | 5 | 1 | 1 | 0 | 0 | 0 | 3 |
| 46 Garrett Jones, L (1, 7)<br>OBP: 0.354, SLG: 0.783 | F CH 79<br>X FF 87<br>0-1 ②<br>P6 | B SL 82<br>B CH 80<br>B SL 83<br>C FF 87<br>B FF 87<br>4-1<br>25<br>G4-6-3<br>41<br>1B<br>1-2<br>2-3<br>BB | | F FF 88<br>X CH 83<br>0-1<br>41<br>WP<br>1B | | B CU 71<br>F CH 82<br>B SL 81<br>X CH 81<br>2-1<br>HR | | C FF 88<br>F FF 86<br>B CU 76<br>F CU 76<br>X FF 89<br>1-2 ①<br>F8<br>2-3 | | 4 | 1 | 2 | 1 | 1 | 0 | 3 |
| 41 Ryan Doumit, S (1, 2)<br>OBP: 0.256, SLG: 0.397 | C CU 70<br>H FF 88<br>1-1<br>25<br>1B<br>24<br>HR<br>HBP | C FF 86<br>X CU 71<br>0-1<br>25<br>G4-6-3<br>1-2<br>2-3<br>3-H<br>1B | | C CH 80<br>1 SAFE<br>F FF 88<br>1 SAFE<br>1 SAFE<br>B SL 81<br>F SL 81<br>F SL 81<br>X FF 89<br>1-2 ③<br>G4-3<br>1-2 | | B FF 90<br>S CU 73<br>F FF 88<br>B SL 81<br>F FF 89<br>X CH 83<br>2-2<br>E3 | | B FF 87<br>1 SAFE<br>S CH 76<br>1 SAFE<br>X FF 88<br>1-1 ②③<br>G6-4-3<br>1-2f | | 4 | 1 | 1 | 1 | 0 | 0 | 3 |
| 25 Adam LaRoche, L (1, 3)<br>OBP: 0.330, SLG: 0.441 | C FF 88<br>X CU 69<br>0-1 ①<br>24<br>HR<br>1-3<br>3-H<br>1B | X CH 80<br>0-0 ①②<br>G4-6-3<br>1-2f<br>2-3<br>3-H | | | S CH 78<br>B FF 88<br>B FF 89<br>X FF 87<br>2-1<br>2B | F CU 73<br>C FF 88<br>B FF 88<br>S SL 81<br>1-3 ③<br>K | | | | 4 | 1 | 2 | 1 | 0 | 1 | 3 |
| 24 Delwyn Young, S (1, 9)<br>OBP: 0.376, SLG: 0.426 | B FF 87<br>B CH 79<br>X CH 81<br>2-0<br>1-H<br>3-H<br>HR | B FF 87<br>B FF 86<br>S FF 88<br>B SL 82<br>S FF 87<br>F FF 88<br>C FF 88<br>3-3 ③<br>K | | | D CU 73<br>C FF 88<br>F CH 80<br>S SL 81<br>1-3 ①<br>K | | F FF 89<br>B CH 72<br>F FF 89<br>B CU 76<br>X CH 73<br>2-2 ①<br>F8 | | | 4 | 1 | 1 | 3 | 0 | 2 | 2 |
| 15 Andy LaRoche, R (1, 5)<br>OBP: 0.339, SLG: 0.382 | B FF 88<br>C FF 88<br>B SL 80<br>B SL 82<br>B FF 87<br>4-1<br>2<br>1B<br>BB | | B FF 84<br>S FF 86<br>C SL 78<br>X CU 70<br>1-2 ①<br>G6-3 | | B CH 81<br>S SL 80<br>C FF 89<br>D SL 82<br>X FF 88<br>2-2 ②<br>F7 | | B CU 78<br>X FF 90<br>1-0 ②<br>G6-3 | | | 3 | 0 | 0 | 0 | 1 | 0 | 1 |
| 2 Jack Wilson, R (1, 6)<br>OBP: 0.300, SLG: 0.391 | 1 SAFE<br>C FF 86<br>F SL 79<br>X SL 80<br>0-2<br>1-2<br>1B | | F SL 76<br>F FF 85<br>X FF 86<br>0-2 ②<br>F7 | | I IN 74<br>I IN 79<br>I IN 73<br>I<br>4-0<br>IBB | | B CU 76<br>F FF 90<br>B FF 90<br>B FF 90<br>F FF 88<br>X FF 90<br>3-2 ③<br>F8 | | | 3 | 0 | 1 | 0 | 1 | 0 | 0 |
| 49 Ross Ohlendorf, R (1, 1)<br>OBP: 0.053, SLG: 0.027<br>18 Jeff Salazar, L (5, PH)<br>27 Jeff Karstens, R (6, 1)<br>OBP: 0.200, SLG: 0.059<br>43 Jesse Chavez, R (9, 1) | S SL 79<br>B SL 80<br>C FF 86<br>S CU 69<br>1-3 ③<br>K | | B FF 87<br>C FF 87<br>B SL 79<br>F FF 86<br>C FF 88<br>2-3 ③<br>K | | B CH 80<br>X CH 82<br>1-0 ③<br>G4-3 | | | H FF 86<br>1-0<br>12<br>FC5<br>22<br>1B<br>12<br>E<br>HBP | | 2<br>1<br>0<br>0 | 0<br>0<br>1<br>0 | 0<br>0<br>0<br>0 | 0<br>0<br>0<br>0 | 2<br>0<br>0<br>0 | 2<br>0<br>0<br>0 | 2<br>2<br>0<br>0 |
| Inning Stats | R: 4 H: 4<br>E: 0 LOB: 2<br>K: 1 BB: 1<br>S: 16 P: 26 | R: 2 H: 2<br>E: 1 LOB: 1<br>K: 1 BB: 1<br>S: 11 P: 18 | R: 0 H: 0<br>E: 0 LOB: 0<br>K: 1 BB: 0<br>S: 9 P: 12 | R: 0 H: 1<br>E: 0 LOB: 1<br>K: 0 BB: 0<br>S: 12 P: 16 | R: 0 H: 1<br>E: 0 LOB: 2<br>K: 1 BB: 1<br>S: 9 P: 19 | R: 1 H: 2<br>E: 1 LOB: 1<br>K: 1 BB: 0<br>S: 13 P: 21 | R: 0 H: 0<br>E: 0 LOB: 0<br>K: 0 BB: 0<br>S: 7 P: 13 | R: 1 H: 1<br>E: 1 LOB: 1<br>K: 0 BB: 0<br>S: 11 P: 16 | | 1B: 7 SF: 0<br>2B: 2 SAC: 0<br>3B: 0 DP: 3<br>HR: 2 HBP: 2 | | | | WP: 1 PA: 40<br>PB: 0<br>SB: 0<br>CS: 0 | | |

| | AB | 35 |
|---|---|---|
| | R | 8 |
| | H | 11 |
| | RBI | 6 |
| | BB | 3 |
| | SO | 5 |
| | LOB | 19 |

| PITCHER | | IP | WLS | BF | H | R | ER | SO | BB | IBB | HBP | BLK | WP | HR | S | P | ERA | WHIP |
|---|---|---|---|---|---|---|---|---|---|---|---|---|---|---|---|---|---|---|
| 47 Mike Burns, R<br>ERA: 6.21 | (1, 1) | 3.0 | L | 18 | 6 | 6 | 4 | 3 | 2 | 0 | 1 | 0 | 0 | 1 | 36 | 56 | 12.00 | 2.667 |
| 12 Carlos Villanueva, R<br>ERA: 6.12 | (4, 1) | 3.0 | | 14 | 4 | 1 | 1 | 2 | 0 | 1 | 0 | 0 | 1 | 1 | 34 | 56 | 3.00 | 1.333 |
| 52 Chris Smith, R<br>ERA: 2.84 | (7, 1) | 2.0 | | 8 | 1 | 1 | 1 | 0 | 0 | 0 | 1 | 0 | 0 | 0 | 18 | 29 | 4.50 | 0.500 |

| PITCHER | IP | WLS | BF | H | R | ER | SO | BB | IBB | HBP | BLK | WP | HR | S | P | ERA | WHIP |
|---|---|---|---|---|---|---|---|---|---|---|---|---|---|---|---|---|---|

| Batter | 1 | 2 | 3 | 4 | 5 | 6 | 7 | 8 | 9 | AB | R | H | RBI | BB | SO | LOB |
|---|---|---|---|---|---|---|---|---|---|---|---|---|---|---|---|---|
| 3 Felipe Lopez, S (1, 4)<br>OBP: 0.371, SLG: 0.422 | C FF 89<br>B FF 88<br>X CH 81<br>1-1<br>L9 | | F CU 73<br>D CU 73<br>X SL 87<br>1-1<br>G3 | | X FF 90<br>0-0<br>30<br>2B<br>8<br>FC5-2<br>1B | | B CU 70<br>F CU 72<br>S SL 84<br>X SL 84<br>1-2<br>P4 | | C FC 91<br>D CU 80<br>C FF 91<br>S CU 79<br>1-3<br>K | 4 | 0 | 1 | 0 | 0 | 0 | 1 |
| 2 Bill Hall, R (8, 5)<br>OBP: 0.256, SLG: 0.330 | | | | | | | | | | 1 | 0 | 0 | 0 | 0 | 1 | 1 |
| 30 Craig Counsell, L (1, 5)<br>OBP: 0.363, SLG: 0.422 | C FF 89<br>X FF 90<br>0-1<br>1B | | C FF 89<br>B CU 73<br>F FF 89<br>H FF 91<br>2-2<br>HBP | | C CU 71<br>B CU 74<br>1 SAFE<br>1 SAFE<br>X FF 87<br>1-1<br>8<br>FC5-2<br>28<br>1B<br>1-3<br>2B | | B FF 88<br>B CH 79<br>X FF 89<br>2-0<br>8<br>1B<br>28<br>1B<br>1B | | 1 SAFE<br>B FF 92<br>C FF 90<br>C CU 79<br>B CU 83<br>F FF 92<br>F FC 92<br>S CU 81<br>2-3<br>K | 4 | 2 | 3 | 0 | 0 | 1 | 1 |
| (8, 4) | | | | | | | | | | | | | | | | |
| 8 Ryan Braun, R (1, 7)<br>OBP: 0.386, SLG: 0.524 | C CU 71<br>C FF 87<br>F FF 88<br>B CU 72<br>S FF 89<br>1-3<br>K | | C SL 84<br>X FF 89<br>0-1<br>F8 | | F CU 73<br>S FF 90<br>B SL 88<br>X CU 73<br>1-2<br>FC5-2<br>28<br>1B<br>2-3<br>3-H | | B CU 68<br>X CU 78<br>1-0<br>28<br>1B<br>1-2<br>1B | | X CU 82<br>0-0<br>L9 | 5 | 0 | 1 | 0 | 0 | 1 | 6 |
| 28 Prince Fielder, L (1, 3)<br>OBP: 0.438, SLG: 0.614 | B FF 89<br>X CH 81<br>1-0<br>F8 | | | S CU 73<br>X CU 74<br>0-1<br>G4-3 | X SL 87<br>0-0<br>1-3<br>3-H<br>1B | | B<br>X SL 84<br>1-0<br>1-3<br>2-H<br>1B | | | 4 | 0 | 2 | 2 | 0 | 0 | 1 |
| 25 Mike Cameron, R (1, 8)<br>OBP: 0.365, SLG: 0.463 | | B FF 89<br>B FF 89<br>B FF 89<br>C FF 89<br>S SL 85<br>X FF 90<br>3-2<br>G5-3 | | B FF 89<br>B FF 90<br>X FF 88<br>2-0<br>G5-3 | X CU 73<br>0-0<br>F7 | | B FF 91<br>B CH 82<br>F CH 82<br>C CH 83<br>C SL 84<br>2-3<br>K | | | 4 | 0 | 0 | 0 | 0 | 1 | 4 |
| 1 Corey Hart, R (1, 9)<br>OBP: 0.332, SLG: 0.422 | | B FF 90<br>S SL 86<br>C FF 90<br>S FF 90<br>1-3<br>K | | B FF 89<br>F SL 85<br>F SL 86<br>X CU 73<br>1-2<br>7<br>1B | | C SL 82<br>F CH 80<br>B FF 88<br>B FF 90<br>X SL 82<br>2-2<br>G5-3 | | B FF 93<br>C CU 78<br>C CU 80<br>B CU 82<br>B FF 93<br>S CU 79<br>3-3<br>K | | 4 | 0 | 1 | 0 | 0 | 2 | 0 |
| 7 J.J. Hardy, R (1, 6)<br>OBP: 0.295, SLG: 0.376 | | B FF 91<br>X FF 90<br>1-0<br>P3 | | B FF 87<br>1 SAFE<br>C SL 84<br>1 SAFE<br>S SL 86<br>1 SAFE<br>X FF 89<br>1-2<br>1-2<br>1B | | C FF 90<br>F CH 81<br>S SL 87<br>0-3<br>K | | B FF 95<br>S CU 80<br>F CU 82<br>B CU 82<br>F FC 89<br>X CU 81<br>2-2<br>18<br>CS<br>1B | | 4 | 0 | 2 | 0 | 0 | 1 | 0 |
| 18 Jason Kendall, R (1, 2)<br>OBP: 0.329, SLG: 0.286 | | | B FF 88<br>B FF 89<br>X FF 89<br>2-0<br>41<br>SH1-4<br>2B | B SL 85<br>X FF 88<br>1-0<br>F8 | | B FF 89<br>X FF 90<br>1-0<br>F9 | | C FC 92<br>D CU 82<br>1 SAFE<br>P PO 81<br>S FF 91<br>F CU 80<br>X CU 82<br>2-2<br>G5-3<br>1-2 | | 4 | 0 | 1 | 0 | 0 | 0 | 3 |
| 41 Braden Looper, R (1, 1)<br>OBP: 0.216, SLG: 0.171 | | | B FF 86<br>X FF 88<br>1-0<br>SH1-4<br>2-3 | | B FF 87<br>X FF 87<br>1-0<br>P4 | | F FF 87<br>S FF 88<br>B FF 90<br>S CU 72<br>1-3<br>K | | C FC 92<br>X FF 93<br>0-1<br>1B | 2 | 0 | 0 | 0 | 0 | 1 | 0 |
| 45 Mark DiFelice, R (8, 1) | | | | | | | | | | 0 | 0 | 0 | 0 | 0 | 0 | 0 |
| 57 Mitch Stetter, L (8, 1) | | | | | | | | | | 0 | 0 | 0 | 0 | 0 | 0 | 0 |
| 27 Frank Catalanotto, L (9, PH)<br>OBP: 0.305, SLG: 0.377 | | | | | | | | | | 1 | 0 | 1 | 0 | 0 | 0 | 0 |
| 51 Trevor Hoffman, R (9, 1) | | | | | | | | | | 0 | 0 | 0 | 0 | 0 | 0 | 0 |
| Inning Stats | R: 0<br>E: 0<br>K: 1<br>S: 9<br>H: 1<br>LOB: 1<br>BB: 0<br>P: 12 | R: 0<br>E: 0<br>K: 1<br>S: 7<br>H: 0<br>LOB: 0<br>BB: 0<br>P: 12 | R: 0<br>E: 0<br>K: 0<br>S: 8<br>H: 1<br>LOB: 2<br>BB: 0<br>P: 14 | R: 0<br>E: 0<br>K: 0<br>S: 10<br>H: 2<br>LOB: 2<br>BB: 0<br>P: 15 | R: 1<br>E: 0<br>K: 0<br>S: 9<br>H: 3<br>LOB: 2<br>BB: 0<br>P: 12 | R: 0<br>E: 0<br>K: 1<br>S: 8<br>H: 0<br>LOB: 0<br>BB: 0<br>P: 11 | R: 1<br>E: 0<br>K: 2<br>S: 12<br>H: 3<br>LOB: 2<br>BB: 0<br>P: 20 | R: 0<br>E: 0<br>K: 1<br>S: 12<br>H: 1<br>LOB: 0<br>BB: 0<br>P: 18 | R: 0<br>E: 0<br>K: 2<br>S: 11<br>H: 1<br>LOB: 1<br>BB: 0<br>P: 14 | 1B: 10<br>2B: 2<br>3B: 0<br>HR: 0<br>SF: 0<br>SAC: 1<br>DP: 0<br>HBP: 1 | | | | | | |

| PITCHER | | IP | WLS | BF | H | R | ER | SO | BB | IBB | HBP | BLK | WP | HR | S | P | ERA | WHIP |
|---|---|---|---|---|---|---|---|---|---|---|---|---|---|---|---|---|---|---|
| 50 Virgil Vasquez, R<br>ERA: 5.54 | (1, 1) | 6.2 | L | 30 | 9 | 2 | 2 | 4 | 0 | 0 | 1 | 0 | 0 | 0 | 59 | 89 | 2.70 | 1.350 |
| 34 John Grabow, L<br>ERA: 3.14 | (7, 1) | 0.1 | | 2 | 1 | 0 | 0 | 1 | 0 | 0 | 0 | 0 | 0 | 0 | 4 | 7 | 0.00 | 3.000 |
| 47 Evan Meek, R<br>ERA: 2.41 | (8, 1) | 2.0 | | 7 | 2 | 0 | 0 | 3 | 0 | 0 | 0 | 0 | 0 | 0 | 23 | 32 | 0.00 | 1.000 |

| PITCHER | IP | WLS | BF | H | R | ER | SO | BB | IBB | HBP | BLK | WP | HR | S | P | ERA | WHIP |
|---|---|---|---|---|---|---|---|---|---|---|---|---|---|---|---|---|---|

# TOP

## Milwaukee Brewers @ Pittsburgh Pirates

PNC Park, Pittsburgh, PA

Tue Jul 21 2009, 7:05 PM EDT

Att. 16,184 - Cloudy - 73 F

livebaseballscorecards.com

| | |
|---|---|
| AB | 37 |
| R | 2 |
| H | 12 |
| RBI | 2 |
| BB | 0 |
| SO | 8 |
| LOB | 17 |

| Batter | 1 | 2 | 3 | 4 | 5 | 6 | 7 | 8 | 9 | AB | R | H | RBI | BB | SO | LOB |
|---|---|---|---|---|---|---|---|---|---|---|---|---|---|---|---|---|
| 22 Andrew McCutchen, R (1, 8)<br>OBP: 0.349, SLG: 0.443 | C FF 89<br>B FF 90<br>X SL 85<br>1-1 ① G6-3 | | C FF 90<br>B SL 84<br>B FS 82<br>B SL 84<br>X SI 88<br>3-1 ③ F7 | | | B SL 84<br>B SL 82<br>B FS 85<br>B FS 85<br>4-0 12 G4-3 BB | | S SL 83<br>B SL 84<br>F SL 83<br>F SL 83<br>X SL 83<br>1-2 ① P3 | | 3 | 0 | 0 | 0 | 1 | 0 | 0 |
| 12 Freddy Sanchez, R (1, 4)<br>OBP: 0.350, SLG: 0.464 | B FF 90<br>B SL 84<br>X FF 88<br>2-0 46 G4-6-3 1B | | | S SL 83<br>B FS 82<br>F SL 82<br>S FF 89<br>1-3 ① K | | C FS 80<br>B FS 80<br>1 SAFE<br>B FF 90<br>X FS 78<br>2-1 ① G4-3 1-2 | | C SL 83<br>X SL 82<br>0-1 ② P4 | | 4 | 0 | 1 | 0 | 0 | 1 | 1 |
| 46 Garrett Jones, L (1, 7)<br>OBP: 0.348, SLG: 0.746 | C FF 90<br>B FF 89<br>X FS 83<br>1-1 ② ③ G4-6-3 1-2f | | | F SL 85<br>F FF 88<br>B FF 90<br>X FF 88<br>1-2 ② G4-3 | | B FF 89<br>B FS 82<br>B FF 88<br>C FF 90<br>F FF 90<br>B FS 80<br>4-2 BB | | B SL 79<br>B SL 80<br>X FF 86<br>2-0 ③ G4-3 | | 3 | 0 | 0 | 0 | 1 | 0 | 1 |
| 41 Ryan Doumit, S (1, 2)<br>OBP: 0.244, SLG: 0.377 | | B FF 89<br>B FS 81<br>B FF 88<br>C FF 88<br>X FF 88<br>3-1 ① F9 | | B FS 84<br>C FS 82<br>B FF 90<br>B FS 83<br>F FF 90<br>X FS 83<br>3-2 ③ L5 | | B SL 79<br>X FF 88<br>1-0 ② P4 | | | X FF 85<br>0-0 ① G3 | 4 | 0 | 0 | 0 | 0 | 0 | 2 |
| Adam LaRoche, L (1, 3)<br>OBP: 0.329, SLG: 0.441 | | C FF 90<br>F FF 90<br>B FF 89<br>B FF 90<br>X FS 83<br>2-2 2B | | | F FS 81<br>B FF 90<br>B FF 89<br>B FF 88<br>F SI 87<br>F FF 89<br>X FF 88<br>3-2 ① F9 | X SI 80<br>0-0 ③ G5-3 | | | S FC 85<br>C FC 85<br>F FC 86<br>X CH 74<br>0-2 ② F7 | 4 | 0 | 1 | 0 | 0 | 0 | 2 |
| 24 Delwyn Young, S (1, 9)<br>OBP: 0.373, SLG: 0.428 | | F FF 89<br>B FF 90<br>B SL 83<br>X FF 89<br>2-1 ② F7 | | | F SL 84<br>X FF 88<br>0-1 15 G1-3 2B | | B FS 81<br>F FS 81<br>X FS 81<br>1-1 ① G4-3 | | C FC 85<br>X CH 73<br>0-1 ③ G3 | 4 | 0 | 1 | 0 | 0 | 0 | 1 |
| 15 Andy LaRoche, R (1, 5)<br>OBP: 0.339, SLG: 0.381 | | X FF 89<br>0-0 ③ F8 | | | C SL 83<br>X SL 82<br>0-1 ② G1-3 2-3 | | X SL 83<br>0-0 1B | | | 3 | 0 | 1 | 0 | 0 | 0 | 2 |
| 5 Ramón Vázquez, L (1, 6)<br>OBP: 0.353, SLG: 0.272 | | | B FF 89<br>X FF 89<br>1-0 ① P4 | | I IN 65<br>I IN 67<br>I IN 64<br>I IN 67<br>4-0 IBB | | B FF 88<br>B FF 89<br>B FF 88<br>C FS 87<br>C SL 86<br>1 SAFE<br>X FS 86<br>3-2 ② F8 | | | 2 | 0 | 0 | 0 | 1 | 0 | 1 |
| 50 Virgil Vasquez, R (1, 1)<br>34 John Grabow, L (7, 1)<br>44 Brandon Moss, L (7, PH)<br>OBP: 0.312, SLG: 0.390<br>47 Evan Meek, R (8, 1) | | | C FF 90<br>F FF 90<br>X FS 84<br>0-2 ② G6-3 | | X SL 84<br>0-0 ③ F9 | | S FS 80<br>B FF 88<br>X FS 81<br>1-1 ③ F8 | | | 2<br>0<br>1<br>0 | 0<br>0<br>0<br>0 | 0<br>0<br>0<br>0 | 0<br>0<br>0<br>0 | 0<br>0<br>0<br>0 | 0<br>0<br>0<br>0 | 2<br>0<br>1<br>0 |
| Inning Stats | R: 0 H: 1<br>E: 0 LOB: 0<br>K: 0 BB: 0<br>S: 5 P: 9 | R: 0 H: 1<br>E: 0 LOB: 1<br>K: 0 BB: 0<br>S: 8 P: 15 | R: 0 H: 0<br>E: 0 LOB: 0<br>K: 0 BB: 0<br>S: 6 P: 10 | R: 0 H: 0<br>E: 0 LOB: 0<br>K: 1 BB: 0<br>S: 9 P: 14 | R: 0 H: 1<br>E: 0 LOB: 2<br>K: 0 BB: 1<br>S: 9 P: 16 | R: 0 H: 0<br>E: 0 LOB: 2<br>K: 0 BB: 2<br>S: 6 P: 17 | R: 0 H: 1<br>E: 0 LOB: 1<br>K: 0 BB: 0<br>S: 8 P: 13 | R: 0 H: 0<br>E: 0 LOB: 0<br>K: 0 BB: 0<br>S: 7 P: 10 | R: 0 H: 0<br>E: 0 LOB: 0<br>K: 0 BB: 0<br>S: 7 P: 7 | 1B: 2<br>2B: 2<br>3B: 0<br>HR: 0 | SF: 0<br>SAC: 0<br>DP: 1<br>HBP: 0 | | | WP: 0<br>PB: 0<br>SB: 0<br>CS: 0 | | PA: 33 | |

BOTTOM

# Milwaukee Brewers @ Pittsburgh Pirates

PNC Park, Pittsburgh, PA

Tue Jul 21 2009, 7:05 PM EDT

Att. 16,184 - Cloudy - 73 F

livebaseballscorecards.com

| | |
|---|---|
| AB | 30 |
| R | 0 |
| H | 4 |
| RBI | 0 |
| BB | 3 |
| SO | 1 |
| LOB | 13 |

| PITCHER | | IP | WLS | BF | H | R | ER | SO | BB | IBB | HBP | BLK | WP | HR | S | P | ERA | WHIP |
|---|---|---|---|---|---|---|---|---|---|---|---|---|---|---|---|---|---|---|
| 41 Braden Looper, R<br>ERA: 4.64 | (1, 1) | 7.0 | W | 27 | 4 | 0 | 0 | 1 | 2 | 1 | 0 | 0 | 0 | 0 | 51 | 94 | 0.00 | 0.857 |
| 45 Mark DiFelice, R<br>ERA: 1.67 | (8, 1) | 0.2 | H | 2 | 0 | 0 | 0 | 0 | 0 | 0 | 0 | 0 | 0 | 0 | 6 | 7 | 0.00 | 0.000 |
| 57 Mitch Stetter, L<br>ERA: 2.64 | (8, 1) | 0.1 | H | 1 | 0 | 0 | 0 | 0 | 0 | 0 | 0 | 0 | 0 | 0 | 1 | 3 | 0.00 | 0.000 |
| 51 Trevor Hoffman, R<br>ERA: 1.91 | (9, 1) | 1.0 | S | 3 | 0 | 0 | 0 | 0 | 0 | 0 | 0 | 0 | 0 | 0 | 7 | 7 | 0.00 | 0.000 |

| PITCHER | IP | WLS | BF | H | R | ER | SO | BB | IBB | HBP | BLK | WP | HR | S | P | ERA | WHIP |
|---|---|---|---|---|---|---|---|---|---|---|---|---|---|---|---|---|---|

| Batter | 1 | 2 | 3 | 4 | 5 | 6 | 7 | 8 | 9 | AB | R | H | RBI | BB | SO | LOB |
|---|---|---|---|---|---|---|---|---|---|---|---|---|---|---|---|---|
| 1 Corey Hart, R (1, 9)<br>OBP: 0.331, SLG: 0.416 | C FF 88<br>X SI 88<br>0-1 ①<br>G5-3 | | C CU 72<br>B SL 82<br>C SI 89<br>B CU 75<br>C FF 90<br>2-3 ①<br>K | | B SI 90<br>B CU 74<br>B SI 91<br>C SI 90<br>B SI 90<br>4-1<br>25 BB<br>8 2B<br>1-2<br>BB | S SL 82<br>S SL 83<br>S SL 84<br>0-3 ②<br>K | | | C FF 94<br>X SL 84<br>0-1 ①<br>F9 | 4 | 1 | 0 | 0 | 1 | 2 | 1 |
| 25 Mike Cameron, R (1, 8)<br>OBP: 0.366, SLG: 0.467 | F SI 89<br>F FF 88<br>B SL 82<br>B SI 88<br>X FF 90<br>2-2 ②<br>F8 | | B FF 90<br>X CH 83<br>1-0 ②<br>F8 | | B CH 83<br>B SI 91<br>S FF 91<br>B CH 84<br>B SI 91<br>4-1<br>8 2B<br>1-2<br>2-3<br>BB | C SL 82<br>S SL 84<br>B SL 85<br>X SL 84<br>1-2 ③<br>F8<br>1-2 | | | C FF 94<br>X SL 85<br>0-1<br>3B | 4 | 1 | 1 | 0 | 1 | 0 | 1 |
| 8 Ryan Braun, R (1, 7)<br>OBP: 0.386, SLG: 0.534 | B SI 89<br>X FF 90<br>1-0<br>HR | | C CU 74<br>B CU 74<br>B CH 85<br>S CU 74<br>S CU 76<br>2-3 ③<br>K2-3 | | F CU 76<br>F SL 84<br>F FF 92<br>X CU 77<br>0-2<br>28 F8<br>14 HR<br>1-H<br>2-H<br>3-H<br>2B | | C SL 83<br>X SL 84<br>0-1 ①<br>P3 | | C SL 84<br>F SL 85<br>B FF 95<br>B FF 95<br>S SL 86<br>2-3 ②<br>K | 5 | 2 | 2 | 4 | 0 | 2 | 1 |
| 28 Prince Fielder, L (1, 3)<br>OBP: 0.438, SLG: 0.610 | C SI 90<br>B CU 75<br>X SI 89<br>1-1 ③<br>G5-3 | | | F SI 88<br>B CU 74<br>S SL 82<br>B FF 92<br>S SL 80<br>2-3 ①<br>K | F SI 91<br>B SL 82<br>X CU 76<br>1-1 ②<br>F8<br>2-3 | | B FF 94<br>B SL 83<br>C FF 94<br>C SL 84<br>B SL 85<br>F SL 84<br>X SL 85<br>3-2<br>1B | | I IN 61<br>I IN 62<br>I IN 62<br>I IN 61<br>4-0<br>IBB | 4 | 0 | 1 | 0 | 1 | 1 | 1 |
| 14 Casey McGehee, R (1, 4)<br>OBP: 0.376, SLG: 0.534 | | X SI 89<br>0-0<br>2 2B<br>1B | | C CU 74<br>C CU 75<br>X SI 89<br>0-2 ②<br>F7 | C CU 73<br>B CU 75<br>X SI 91<br>1-1<br>3-H<br>HR | | X FF 95<br>0-0 ②<br>P4 | | C SL 84<br>F SL 84<br>S FF 96<br>0-3 ③<br>K | 5 | 2 | 2 | 2 | 0 | 1 | 3 |
| 2 Bill Hall, R (1, 5)<br>OBP: 0.265, SLG: 0.340 | | X CH 83<br>0-0<br>1-H<br>2B | | B CU 75<br>C FF 91<br>B SI 90<br>B SI 86<br>B SI 91<br>4-1<br>BB | C CH 84<br>X CU 75<br>0-1<br>1B | | C SL 82<br>S SL 84<br>B SL 85<br>F SL 84<br>B SL 85<br>S SL 84<br>2-3 ③<br>K | | | 3 | 0 | 2 | 1 | 1 | 1 | 1 |
| 7 J.J. Hardy, R (1, 6)<br>OBP: 0.294, SLG: 0.373<br>73 Seth McClung, L (4, 1)<br>60 Todd Coffey, R (6, 1)<br>3 Felipe Lopez, S (8, PH)<br>OBP: 0.370, SLG: 0.421<br>45 Mark DiFelice, R (8, 1)<br>57 Mitch Stetter, L (8, 1) | | C CU 75<br>S CU 75<br>D SL 82<br>X CU 75<br>1-2 ①<br>G1-3 | | C FF 91<br>S CU 75<br>F SL 81<br>B FF 90<br>F CU 75<br>B SI 91<br>1 SAFE<br>S CU 75<br>2-3 ③<br>K2-3 | B FF 89<br>S FF 91<br>S FF 90<br>S FF 92<br>1-3 ③<br>K | | | X FF 90<br>0-0 ①<br>F9 | | 2<br>1<br>0<br>1<br>0<br>0 | 0<br>1<br>0<br>0<br>0<br>0 | 0<br>0<br>0<br>0<br>0<br>0 | 0<br>0<br>0<br>0<br>0<br>0 | 1<br>1<br>0<br>0<br>0<br>0 | 0<br>1<br>0<br>0<br>0<br>0 | 2<br>1<br>0<br>0<br>0<br>0 |
| 18 Jason Kendall, R (1, 2)<br>OBP: 0.328, SLG: 0.286 | | C SI 90<br>F CH 84<br>F FF 91<br>F FF 91<br>S CU 76<br>0-3 ②<br>K | | | X SI 88<br>0-0 ①<br>P3 | X FF 92<br>0-0<br>25 S<br>1B | | C FF 90<br>F FF 91<br>X CH 84<br>0-2 ②<br>F9 | | 4 | 0 | 1 | 0 | 0 | 1 | 1 |
| 37 Jeff Suppan, R (1, 1)<br>OBP: 0.273, SLG: 0.233<br>30 Craig Counsell, L (4, 6)<br>OBP: 0.362, SLG: 0.421 | | B CU 75<br>C SI 91<br>S SI 91<br>F CU 76<br>F FF 90<br>F SL 81<br>B SI 89<br>X CU 76<br>2-2 ③<br>F9 | | | C FF 90<br>B SI 89<br>L SL 82<br>X SL 82<br>1-2<br>25 BB<br>1 BB<br>8 2B<br>1B | B FF 91<br>X FF 93<br>1-0 ①<br>P5 | | B FF 91<br>C FF 90<br>C SL 84<br>S SL 85<br>1-3 ③<br>K | | 1<br>3 | 0<br>1 | 0<br>1 | 0<br>1 | 0<br>0 | 0<br>1 | 1<br>1 |
| Inning Stats | R: 1<br>E: 0<br>K: 0<br>S: 8<br>H: 1<br>LOB: 0<br>BB: 0<br>P: 12 | R: 1<br>E: 0<br>K: 1<br>S: 16<br>H: 2<br>LOB: 1<br>BB: 0<br>P: 19 | R: 0<br>E: 0<br>K: 2<br>S: 7<br>H: 0<br>LOB: 0<br>BB: 0<br>P: 12 | R: 0<br>E: 0<br>K: 2<br>S: 12<br>H: 0<br>LOB: 1<br>BB: 1<br>P: 20 | R: 5<br>E: 0<br>K: 1<br>S: 19<br>H: 4<br>LOB: 1<br>BB: 2<br>P: 31 | R: 0<br>E: 0<br>K: 1<br>S: 8<br>H: 1<br>LOB: 1<br>BB: 0<br>P: 10 | R: 0<br>E: 0<br>K: 1<br>S: 11<br>H: 1<br>LOB: 1<br>BB: 0<br>P: 16 | R: 0<br>E: 0<br>K: 1<br>S: 7<br>H: 0<br>LOB: 0<br>BB: 0<br>P: 8 | R: 0<br>E: 0<br>K: 2<br>S: 10<br>H: 1<br>LOB: 2<br>BB: 1<br>P: 16 | 1B: 5<br>2B: 2<br>3B: 1<br>HR: 2 | SF: 0<br>SAC: 0<br>DP: 0<br>HBP: 0 | WP: 0<br>PB: 0<br>SB: 1<br>CS: 0 | PA: 41 | | | | |

| PITCHER | | IP | WLS | BF | H | R | ER | SO | BB | IBB | HBP | BLK | WP | HR | S | P | ERA | WHIP |
|---|---|---|---|---|---|---|---|---|---|---|---|---|---|---|---|---|---|---|
| 28 Paul Maholm, L<br>ERA: 4.63 | (1, 1) | 4.2 | | 24 | 7 | 7 | 7 | 5 | 3 | 0 | 0 | 0 | 0 | 2 | 59 | 90 | 13.50 | 2.143 |
| 52 Joel Hanrahan, R<br>ERA: 7.03 | (5, 1) | 2.1 | | 9 | 2 | 0 | 0 | 3 | 0 | 0 | 0 | 0 | 0 | 0 | 22 | 30 | 0.00 | 0.857 |
| 34 John Grabow, L<br>ERA: 3.07 | (8, 1) | 1.0 | | 3 | 0 | 0 | 0 | 1 | 0 | 0 | 0 | 0 | 0 | 0 | 7 | 8 | 0.00 | 0.000 |
| 55 Matt Capps, R<br>ERA: 5.63 | (9, 1) | 1.0 | W | 5 | 1 | 0 | 0 | 2 | 0 | 1 | 0 | 0 | 0 | 0 | 10 | 16 | 0.00 | 1.000 |

| PITCHER | IP | WLS | BF | H | R | ER | SO | BB | IBB | HBP | BLK | WP | HR | S | P | ERA | WHIP |
|---|---|---|---|---|---|---|---|---|---|---|---|---|---|---|---|---|---|

# TOP

## Milwaukee Brewers @ Pittsburgh Pirates

PNC Park, Pittsburgh, PA

Wed Jul 22 2009, 12:35 PM EDT
Att. 21,186 - Partly Cloudy - 77 F

livebaseballscorecards.com

| | |
|---|---|
| AB | 37 |
| R | 7 |
| H | 10 |
| RBI | 7 |
| BB | 4 |
| SO | 11 |
| LOB | 14 |

# BOTTOM

## Milwaukee Brewers @ Pittsburgh Pirates

PNC Park, Pittsburgh, PA

Wed Jul 22 2009, 12:35 PM EDT

Att. 21,186 - Partly Cloudy - 77 F

livebaseballscorecards.com

| Batter | 1 | 2 | 3 | 4 | 5 | 6 | 7 | 8 | 9 | AB | R | H | RBI | BB | SO | LOB |
|---|---|---|---|---|---|---|---|---|---|---|---|---|---|---|---|---|
| 22 Andrew McCutchen, R (1, 8) OBP: 0.351, SLG: 0.458 | G5-3 | | HR<br>1-2<br>1B | | | K | | F7 | | 5 | 1 | 2 | 1 | 0 | 1 | 0 |
| 12 Freddy Sanchez, R (1, 4) OBP: 0.345, SLG: 0.458 | G6-3 | | F8<br>K | | | F9 | | F9 | | 5 | 0 | 0 | 0 | 0 | 1 | 2 |
| 46 Garrett Jones, L (1, 3) OBP: 0.378, SLG: 0.821 | 41<br>HR<br>BB | | HR<br>K | | | 2B | | 2B | | 4 | 2 | 3 | 1 | 1 | 1 | 2 |
| 41 Ryan Doumit, S (1, 2) OBP: 0.264, SLG: 0.457 | 1-H<br>HR | | HR | | F8<br>G3-1 | | | IBB | | 4 | 2 | 2 | 3 | 1 | 0 | 1 |
| 24 Delwyn Young, S (1, 9) OBP: 0.386, SLG: 0.436 | 1B | | 1B | | 44<br>G3<br>15<br>2B<br>BB | | 15<br>SH1-4<br>44<br>BB<br>1B | K | | 4 | 1 | 3 | 0 | 1 | 1 | 2 |
| 44 Brandon Moss, L (1, 7) OBP: 0.313, SLG: 0.401 | G4-3 | | F8 | | G3<br>1-2 | | 15<br>SH1-4<br>1-2<br>BB | | HR | 4 | 1 | 1 | 1 | 1 | 0 | 3 |
| 15 Andy LaRoche, R (1, 5) OBP: 0.339, SLG: 0.384 | | L3 | G5-3 | | 5<br>2B<br>2-H<br>2B | | SH1-4<br>1-2<br>2-3 | | | 3 | 1 | 1 | 1 | 0 | 0 | 1 |
| 5 Ramón Vázquez, L (1, 6) OBP: 0.364, SLG: 0.284 | | F7 | | 28<br>FC2-6<br>BB | 2-H<br>2B | | 18<br>G4-6-3<br>IBB | | | 2 | 0 | 1 | 1 | 2 | 0 | 0 |
| 28 Paul Maholm, L (1, 1) OBP: 0.146, SLG: 0.158 | | K | FC2-6<br>22<br>1B<br>1-2f | | L7 | | G4-6-3<br>1-2f | | | 2 | 0 | 0 | 0 | 0 | 1 | 1 |
| 52 Joel Hanrahan, R (5, 1) | | | | | | | | | | 1 | 0 | 0 | 0 | 0 | 0 | 1 |
| 18 Jeff Salazar, L (7, PH) | | | | | | | | | | 1 | 0 | 0 | 0 | 0 | 0 | 3 |
| 34 John Grabow, L (8, 1) | | | | | | | | | | 0 | 0 | 0 | 0 | 0 | 0 | 0 |
| 55 Matt Capps, R (9, 1) | | | | | | | | | | 0 | 0 | 0 | 0 | 0 | 0 | 0 |
| Inning Stats | R: 2 E: 0 K: 0 S: 13 H: 2 LOB: 1 BB: 1 P: 21 | | R: 0 E: 0 K: 1 S: 9 H: 0 LOB: 0 BB: 0 P: 12 | R: 3 E: 0 K: 0 S: 11 H: 4 LOB: 1 BB: 0 P: 18 | R: 0 E: 0 K: 2 S: 12 H: 1 LOB: 2 BB: 1 P: 21 | R: 2 E: 0 K: 0 S: 12 H: 2 LOB: 1 BB: 1 P: 25 | R: 0 E: 0 K: 1 S: 10 H: 1 LOB: 1 BB: 0 P: 14 | R: 0 E: 0 K: 0 S: 7 H: 1 LOB: 2 BB: 2 P: 15 | R: 0 E: 0 K: 1 S: 10 H: 1 LOB: 2 BB: 1 P: 20 | R: 1 E: 0 K: 0 S: 2 H: 1 LOB: 0 BB: 0 P: 5 | 1B: 4 2B: 4 3B: 0 HR: 5 SF: 0 SAC: 1 DP: 1 HBP: 0 | | | | | | |

| | |
|---|---|
| AB | 35 |
| R | 8 |
| H | 13 |
| RBI | 8 |
| BB | 6 |
| SO | 5 |
| LOB | 16 |

WP: 0 PB: 0 SB: 0 CS: 0 PA: 42

| PITCHER | | IP | WLS | BF | H | R | ER | SO | BB | IBB | HBP | BLK | WP | HR | S | P | ERA | WHIP |
|---|---|---|---|---|---|---|---|---|---|---|---|---|---|---|---|---|---|---|
| 37 Jeff Suppan, R<br>ERA: 4.71 | (1, 1) | 3.1 | | 19 | 7 | 5 | 5 | 1 | 2 | 0 | 0 | 0 | 0 | 4 | 38 | 61 | 13.50 | 2.700 |
| 73 Seth McClung, R<br>ERA: 4.97 | (4, 1) | 1.2 | | 8 | 2 | 2 | 2 | 2 | 1 | 0 | 0 | 0 | 0 | 0 | 19 | 36 | 10.80 | 1.800 |
| 60 Todd Coffey, R<br>ERA: 2.54 | (6, 1) | 2.0 | | 9 | 2 | 0 | 0 | 1 | 1 | 1 | 0 | 0 | 0 | 0 | 17 | 29 | 0.00 | 1.500 |
| 45 Mark DiFelice, R<br>ERA: 1.64 | (8, 1) | 0.2 | | 2 | 0 | 0 | 0 | 0 | 0 | 0 | 0 | 0 | 0 | 0 | 5 | 8 | 0.00 | 0.000 |
| 57 Mitch Stetter, L<br>ERA: 2.9 | (8, 1) | 0.1 | L | 4 | 2 | 1 | 1 | 1 | 0 | 1 | 0 | 0 | 0 | 1 | 7 | 17 | 27.00 | 6.000 |

| PITCHER | IP | WLS | BF | H | R | ER | SO | BB | IBB | HBP | BLK | WP | HR | S | P | ERA | WHIP |
|---|---|---|---|---|---|---|---|---|---|---|---|---|---|---|---|---|---|

# Pittsburgh Pirates @ Arizona Diamondbacks

Chase Field, Phoenix, AZ

Thu Jul 23 2009, 6:40 PM MST

Att. 24,022 - Roof Closed - 82 F

livebaseballscorecards.com

TOP

| Batter | 1 | 2 | 3 | 4 | 5 | 6 | 7 | 8 | 9 | AB | R | H | RBI | BB | SO | LOB |
|---|---|---|---|---|---|---|---|---|---|---|---|---|---|---|---|---|
| 22 Andrew McCutchen, R (1, 8)<br>OBP: 0.354, SLG: 0.462 | C FF 92<br>B FF 90<br>B FC 88<br>B FC 89<br>X FC 88<br>3-1 ① P5 | | C KC 78<br>B FF 91<br>C SI 91<br>B FS 85<br>F FC 87<br>B SI 93<br>B FC 88<br>4-2 46 1B BB | | F FC 87<br>X FC 88<br>0-1 46 2B 2B<br>1-3 | | C CU 82<br>B CU 85<br>C CU 82<br>F CU 84<br>B FF 96<br>S CU 85<br>2-3 ① K | | | 3 | 1 | 1 | 0 | 1 | 1 | 0 |
| 12 Freddy Sanchez, R (1, 4)<br>OBP: 0.341, SLG: 0.452 | C FC 88<br>F SI 93<br>F FS 86<br>S FS 85<br>0-3 ② K | | B FC 87<br>1 SAFE<br>X FC 87<br>1-0 ② F9 | | C KC 78<br>X FC 86<br>0-1 ② G6-3 | | B CU 81<br>F FF 95<br>B CU 84<br>C CU 83<br>F CU 84<br>F FF 95<br>B FF 95<br>F CU 82<br>X FF 95<br>3-2 ② F9 | | | 4 | 0 | 0 | 0 | 0 | 1 | 3 |
| 46 Garrett Jones, L (1, 7)<br>OBP: 0.397, SLG: 0.831 | B FF 92<br>C KC 79<br>B FF 93<br>X FF 93<br>2-1 1B | | 1 SAFE<br>X FF 90<br>0-0<br>1-2 1B | | B FC 85<br>F FC 87<br>X KC 79<br>1-1 41 HR 2B<br>2-H<br>3-H | | S FF 94<br>F SI 94<br>X CU 82<br>0-2 ③ F8 | | | 4 | 1 | 3 | 2 | 0 | 0 | 0 |
| 41 Ryan Doumit, S (1, 2)<br>OBP: 0.264, SLG: 0.482 | B KC 80<br>C KC 79<br>X FF 90<br>1-1 ③ F9 | | C FF 90<br>2 SAFE<br>C FF 90<br>D FS 85<br>F FS 84<br>B FF 90<br>X FF 91<br>2-2 ③ F8 | | C FF 91<br>B FC 87<br>S FC 87<br>D FS 84<br>B FF 90<br>F FS 84<br>X FF 89<br>3-2 HR<br>2-H | | | B CU 74<br>C FF 92<br>F FF 92<br>X FF 92<br>1-2 ① F8 | | 4 | 1 | 1 | 2 | 0 | 0 | 3 |
| 51 Steve Pearce, R (1, 3)<br>OBP: 0.278, SLG: 0.313 | | B FC 87<br>B FC 87<br>C FC 87<br>B KC 79<br>X FC 87<br>3-1 2B | B FF 89<br>C KC 78<br>X FF 91<br>1-1 ① G5-3 | | C KC 78<br>B FC 88<br>B FC 88<br>S KC 79<br>X FF 92<br>2-2 1B | | | C FF 93<br>C SL 85<br>S FF 94<br>0-3 ② K | | 4 | 0 | 2 | 0 | 0 | 1 | 0 |
| 24 Delwyn Young, S (1, 9)<br>OBP: 0.379, SLG: 0.428<br>27 Jeff Karstens, R (5, 1)<br>OBP: 0.200, SLG: 0.059<br>47 Evan Meek, R (7, 1)<br>34 John Grabow, L (7, 1)<br>44 Brandon Moss, L (8, PH)<br>OBP: 0.312, SLG: 0.399<br>56 Donnie Veal, L (8, 1) | | C KC 81<br>B KC 79<br>F KC 78<br>S FS 84<br>1-3 ① K | | C KC 76<br>C SI 91<br>C FF 91<br>0-3 ② K | F FF 91<br>F KC 79<br>B FS 86<br>B FS 84<br>F FS 83<br>B FF 90<br>S KC 77<br>3-3 ③ K | | | B SL 88<br>B FF 92<br>C FF 93<br>X FF 92<br>2-1 ③ F8 | | 3<br>0<br>0<br>0<br>1 | 0<br>0<br>0<br>0<br>0 | 0<br>0<br>0<br>0<br>0 | 0<br>0<br>0<br>0<br>0 | 3<br>0<br>0<br>0<br>0 | 0<br>0<br>0<br>0<br>0 | 2<br>0<br>0<br>0<br>0 |
| 15 Andy LaRoche, R (1, 5)<br>OBP: 0.335, SLG: 0.379 | | C FC 89<br>C FC 88<br>F FC 84<br>X FC 85<br>0-2 ② G5-3 | B FC 88<br>B KC 78<br>S FC 87<br>B FC 87<br>X FC 86<br>3-1 ③ G5-3 | | | B SL 83<br>C SI 93<br>C SI 96<br>B SL 86<br>B SL 84<br>F SI 95<br>F SI 94<br>C SI 95<br>3-3 ① K | | | B SI 88<br>X SI 88<br>1-0 ① F9 | 4 | 0 | 0 | 0 | 0 | 1 | 1 |
| 5 Ramón Vázquez, L (1, 6)<br>OBP: 0.357, SLG: 0.277<br>36 Luis Alfonso Cruz, R (9, PH)<br>OBP: 0.250, SLG: 0.250 | | C KC 80<br>C FF 92<br>D FS 85<br>B FC 84<br>F FS 83<br>B FF 92<br>F FS 84<br>X SI 91<br>3-2 ③ F8 | | | X FF 90<br>0-0 ① F9 | B SI 94<br>C SI 95<br>B SI 89<br>X SI 94<br>2-1 ② G4-3 | | | B SI 87<br>B SI 88<br>F FF 87<br>X SI 88<br>2-1 ② G6-3 | 3<br>1 | 0<br>0 | 0<br>0 | 0<br>0 | 0<br>0 | 0<br>0 | 1<br>0 |
| 37 Charlie Morton, R (1, 1)<br>OBP: 0.111, SLG: 0.111<br>18 Jeff Salazar, L (5, 9) | | | B FF 91<br>B FF 91<br>X SI 88<br>2-0 ① G6-3 | | C SI 90<br>S FC 88<br>F FC 86<br>X SI 90<br>0-2 22 2B 46 2B 1B | B SI 94<br>C SI 94<br>B SI 93<br>X SI 93<br>2-1 ③ G4-3 | | | B FF 88<br>B FF 88<br>C FF 88<br>X FF 87<br>2-1 ③ P6 | 2<br>2 | 1<br>0 | 1<br>0 | 0<br>0 | 0<br>0 | 0<br>0 | 0<br>0 |
| **Inning Stats** | R: 0<br>E: 0<br>K: 1<br>S: 10<br>H: 1<br>LOB: 1<br>BB: 0<br>P: 16 | R: 0<br>E: 0<br>K: 1<br>S: 14<br>H: 1<br>LOB: 1<br>BB: 0<br>P: 21 | R: 0<br>E: 0<br>K: 0<br>S: 10<br>H: 1<br>LOB: 2<br>BB: 1<br>P: 19 | R: 0<br>E: 0<br>K: 1<br>S: 7<br>H: 0<br>LOB: 0<br>BB: 0<br>P: 11 | R: 4<br>E: 0<br>K: 1<br>S: 22<br>H: 5<br>LOB: 1<br>BB: 0<br>P: 31 | R: 0<br>E: 0<br>K: 1<br>S: 9<br>H: 0<br>LOB: 0<br>BB: 0<br>P: 16 | R: 0<br>E: 0<br>K: 1<br>S: 13<br>H: 0<br>LOB: 0<br>BB: 0<br>P: 18 | R: 0<br>E: 0<br>K: 1<br>S: 8<br>H: 0<br>LOB: 0<br>BB: 0<br>P: 11 | R: 0<br>E: 0<br>K: 0<br>S: 5<br>H: 0<br>LOB: 0<br>BB: 0<br>P: 10 | 1B: 4<br>2B: 3<br>3B: 0<br>HR: 1<br>SF: 0<br>SAC: 0<br>DP: 0<br>HBP: 0 | | | | WP: 0<br>PB: 0<br>SB: 0<br>CS: 0 | | PA: 36 |

| | AB | 35 |
|---|---|---|
| | R | 4 |
| | H | 8 |
| | RBI | 4 |
| | BB | 1 |
| | SO | 7 |
| | LOB | 10 |

| PITCHER | | IP | WLS | BF | H | R | ER | SO | BB | IBB | HBP | BLK | WP | HR | S | P | ERA | WHIP |
|---|---|---|---|---|---|---|---|---|---|---|---|---|---|---|---|---|---|---|
| 15 Dan Haren, R<br>ERA: 2.14 | (1, 1) | 5.0 | | 24 | 8 | 4 | 4 | 4 | 1 | 0 | 0 | 0 | 0 | 1 | 63 | 98 | 7.20 | 1.800 |
| 55 Blaine Boyer, R<br>ERA: 5.34 | (6, 1) | 1.0 | | 3 | 0 | 0 | 0 | 1 | 0 | 0 | 0 | 0 | 0 | 0 | 9 | 16 | 0.00 | 0.000 |
| 58 Juan Gutierrez, R<br>ERA: 4.73 | (7, 1) | 1.0 | W | 3 | 0 | 0 | 0 | 1 | 0 | 0 | 0 | 0 | 0 | 0 | 13 | 18 | 0.00 | 0.000 |
| 57 Jon Rauch, R<br>ERA: 4.25 | (8, 1) | 1.0 | | 3 | 0 | 0 | 0 | 1 | 0 | 0 | 0 | 0 | 0 | 0 | 8 | 11 | 0.00 | 0.000 |
| 35 Clay Zavada, L<br>ERA: 2.13 | (9, 1) | 1.0 | | 3 | 0 | 0 | 0 | 0 | 0 | 0 | 0 | 0 | 0 | 0 | 5 | 10 | 0.00 | 0.000 |

| PITCHER | IP | WLS | BF | H | R | ER | SO | BB | IBB | HBP | BLK | WP | HR | S | P | ERA | WHIP |
|---|---|---|---|---|---|---|---|---|---|---|---|---|---|---|---|---|---|

# BOTTOM

## Pittsburgh Pirates @ Arizona Diamondbacks

Chase Field, Phoenix, AZ

Thu Jul 23 2009, 6:40 PM MST

Att. 24,022 - Roof Closed - 82 F

livebaseballscorecards.com

| Batter | 1 | 2 | 3 | 4 | 5 | 6 | 7 | 8 | 9 | AB | R | H | RBI | BB | SO | LOB |
|---|---|---|---|---|---|---|---|---|---|---|---|---|---|---|---|---|
| 6 Stephen Drew, L (1, 6)<br>OBP: 0.342, SLG: 0.454 | B FF 93<br>F SI 89<br>X FF 93<br>1-1<br>18 WP<br>10 1B<br>1B | | C FF 88<br>F CH 81<br>F FF 92<br>B CU 79<br>B CU 80<br>F FF 91<br>X CH 81<br>2-2 ①<br>G3 | | B FF 89<br>B CH 82<br>B FF 92<br>C FF 92<br>X FF 90<br>3-1<br>1-H<br>18 HR<br>3B | S CH 79<br>B CH 79<br>B CH 79<br>B SI 90<br>B CH 78<br>4-1<br>1-2<br>2-3<br>BB | C FF 91<br>B SL 85<br>X SL 85<br>1-1 ③<br>G4-3 | | | 4 | 2 | 2 | 1 | 1 | 0 | 0 |
| 18 Gerardo Parra, L (1, 7)<br>OBP: 0.312, SLG: 0.407 | D FF 88<br>1 SAFE<br>B FF 91<br>B FF 92<br>C FF 92<br>X FF 94<br>3-1 ①<br>F7<br>1-2 | | B FF 92<br>S CH 83<br>S CH 82<br>X CH 81<br>1-2 ②<br>G3-1 | | B CU 80<br>B CH 82<br>X CH 83<br>2-0<br>3-H<br>HR | C CU 72<br>S CU 71<br>S CU 73<br>0-3 ③<br>K | | C FF 89<br>F CU 74<br>B CU 76<br>B CU 76<br>B FF 92<br>B FF 92<br>4-2<br>10 HR<br>BB | | 4 | 2 | 1 | 2 | 1 | 1 | 4 |
| 10 Justin Upton, R (1, 9)<br>OBP: 0.363, SLG: 0.529 | S CU 80<br>B CU 79<br>D FF 94<br>B SL 88<br>X FF 94<br>3-1<br>26 CS<br>27 1B<br>2-H<br>1B | | B SL 89<br>B SL 88<br>B FF 90<br>B FF 92<br>4-0<br>27 PB<br>BB | | C FF 94<br>S SL 87<br>F FF 94<br>F FF 94<br>B SL 86<br>F FF 89<br>B CH 81<br>X CU 80<br>2-2 ②<br>G5-3 | | B FF 90<br>X FF 90<br>1-0 ①<br>P5 | B CU 76<br>B FF 92<br>C FF 91<br>X FF 90<br>2-1<br>1-H<br>HR | | 4 | 1 | 2 | 3 | 1 | 0 | 0 |
| 27 Mark Reynolds, R (1, 5)<br>OBP: 0.363, SLG: 0.548 | C CU 79<br>1 SAFE<br>X CU 80<br>0-1<br>1-2<br>1B | | F FF 92<br>1 SAFE<br>1 SAFE<br>P PO 76<br>S CH 81<br>S CH 81<br>1-3 ③<br>K<br>1-2 | | F CU 78<br>X SL 85<br>0-1<br>26 S<br>1B | | B CU 81<br>B FF 92<br>B FF 92<br>X FF 91<br>3-0<br>26 2B<br>2B | B CU 74<br>B FF 92<br>S FF 92<br>B CH 84<br>B FF 92<br>4-1<br>26 G3-6-1<br>BB | | 4 | 1 | 3 | 0 | 1 | 1 | 1 |
| 26 Miguel Montero, L (1, 2)<br>OBP: 0.354, SLG: 0.477 | B FF 94<br>F CH 83<br>B FF 93<br>F CH 81<br>D CU 82<br>F FF 88<br>F CH 81<br>S FF 93<br>3-3 ②③<br>K<br>2-3 | | | B FF 89<br>F FF 90<br>F FF 94<br>S CU 82<br>1-3 ①<br>K | C FF 88<br>B CH 78<br>B CH 78<br>T SI 89<br>B CU 73<br>F CU 71<br>C FF 91<br>3-3 ③<br>K<br>1-2 | | B CU 79<br>X FF 91<br>1-0<br>29 1B<br>2-H<br>2B | B FF 92<br>C FF 92<br>F CU 75<br>X CU 75<br>1-2 ①②<br>G3-6-1<br>1-2f | | 5 | 1 | 1 | 1 | 0 | 3 | 4 |
| 24 Chris Young, R (1, 8)<br>OBP: 0.288, SLG: 0.367 | | F FF 92<br>B SL 87<br>B FF 93<br>B FF 90<br>X FF 92<br>3-1 ①<br>F7 | | C FF 89<br>B SL 87<br>F FF 94<br>B CH 82<br>F FF 93<br>B CU 81<br>X FF 89<br>3-2 ②<br>P6 | | B FF 91<br>C SI 90<br>B SL 79<br>B FF 89<br>F FF 88<br>F FF 90<br>X SL 80<br>3-2 ①<br>G5-3 | B CU 80<br>S FF 92<br>S FC 92<br>C FF 96<br>1-3 ②<br>K | X FF 91<br>0-0 ③<br>G6-3 | | 5 | 0 | 0 | 0 | 0 | 1 | 1 |
| 29 Josh Whitesell, L (1, 3)<br>OBP: 0.360, SLG: 0.314 | | C FF 89<br>B CH 82<br>X CH 82<br>1-1 ②<br>F8 | | F FF 89<br>C SL 87<br>X CU 80<br>0-2 ③<br>F9 | | F SI 90<br>B FF 91<br>B CH 78<br>F FF 90<br>B CU 71<br>F FF 89<br>B SI 89<br>4-2<br>11 FC1-6<br>BB | X FF 91<br>0-0<br>18 HR<br>2-H<br>1B | | | 3 | 1 | 1 | 1 | 1 | 0 | 0 |
| 11 Augie Ojeda, S (1, 4)<br>OBP: 0.313, SLG: 0.285 | | B FF 89<br>B FF 89<br>B FF 93<br>C FF 93<br>B FF 90<br>4-1<br>15 FC6-4<br>BB | | | C FF 90<br>C SI 88<br>B FF 93<br>F FF 88<br>B CU 79<br>B FF 93<br>X FF 91<br>3-2<br>6 3B<br>1B | F SI 88<br>X CH 78<br>0-1 ②<br>FC1-6<br>6 BB<br>38 BB<br>1-2f | D CH 82<br>B CH 82<br>B CH 81<br>B FF 90<br>4-0<br>18 HR<br>BB | | | 2 | 2 | 1 | 0 | 2 | 0 | 1 |
| 15 Dan Haren, R (1, 1)<br>OBP: 0.283, SLG: 0.409<br>28 Alex Romero, L (5, PH)<br>OBP: 0.340, SLG: 0.381<br>55 Blaine Boyer, R (6, 1)<br>38 Luke Carlin, S (6, PH)<br>OBP: 0.235, SLG: 0.188<br>58 Juan Gutierrez, R (7, 1)<br>18 Chad Tracy, L (7, PH)<br>OBP: 0.289, SLG: 0.409<br>57 Jon Rauch, R (8, 1)<br>35 Clay Zavada, L (9, 1) | B FF 93<br>S FF 89<br>B FF 94<br>F FF 94<br>F FF 93<br>F FF 89<br>X FF 94<br>2-2 ③<br>FC6-4<br>1-2f | | | | X FF 88<br>0-0 ①<br>L6 | F SI 89<br>B CH 78<br>B CH 77<br>B SI 90<br>B FF 89<br>4-1<br>6 BB<br>1-2<br>BB | B SL 83<br>B SL 84<br>X FF 90<br>2-0<br>1-H<br>2-H<br>HR | | | 1<br>1<br>0<br>0<br>0<br>0<br>1<br>0 | 0<br>0<br>0<br>0<br>0<br>0<br>1<br>0 | 0<br>0<br>0<br>0<br>0<br>0<br>3<br>0 | 0<br>0<br>0<br>0<br>1<br>0<br>0<br>0 | 0<br>0<br>0<br>0<br>0<br>0<br>0<br>0 | 0<br>1<br>0<br>0<br>0<br>0<br>0<br>0 | 1<br>1<br>0<br>0<br>0<br>0<br>0<br>0 |
| Inning Stats | R: 1<br>E: 0<br>K: 1<br>S: 13<br>H: 3<br>LOB: 2<br>BB: 0<br>P: 23 | R: 0<br>E: 0<br>K: 0<br>S: 10<br>H: 0<br>LOB: 1<br>BB: 1<br>P: 20 | R: 0<br>E: 0<br>K: 1<br>S: 12<br>H: 0<br>LOB: 1<br>BB: 1<br>P: 19 | R: 0<br>E: 0<br>K: 1<br>S: 10<br>H: 0<br>LOB: 0<br>BB: 0<br>P: 14 | R: 3<br>E: 0<br>K: 1<br>S: 20<br>H: 4<br>LOB: 1<br>BB: 0<br>P: 33 | R: 0<br>E: 0<br>K: 1<br>S: 14<br>H: 0<br>LOB: 3<br>BB: 3<br>P: 29 | R: 5<br>E: 0<br>K: 1<br>S: 10<br>H: 4<br>LOB: 0<br>BB: 1<br>P: 23 | R: 2<br>E: 0<br>K: 0<br>S: 9<br>H: 1<br>LOB: 0<br>BB: 2<br>P: 20 | | 1B: 6<br>2B: 3<br>3B: 1<br>HR: 3<br>SF: 0<br>SAC: 0<br>DP: 2<br>HBP: 0 | | | | | WP: 1<br>PB: 1<br>SB: 1<br>CS: 1<br>PA: 42 | |

| PITCHER | | IP | WLS | BF | H | R | ER | SO | BB | IBB | HBP | BLK | WP | HR | S | P | ERA | WHIP |
|---|---|---|---|---|---|---|---|---|---|---|---|---|---|---|---|---|---|---|
| 37 Charlie Morton, R<br>ERA: 3.86 | (1, 1) | 4.2 | | 22 | 7 | 4 | 4 | 3 | 2 | 0 | 0 | 0 | 1 | 1 | 61 | 102 | 7.71 | 1.929 |
| 27 Jeff Karstens, R<br>ERA: 4.26 | (5, 1) | 1.1 | | 7 | 0 | 0 | 0 | 2 | 3 | 0 | 0 | 0 | 0 | 0 | 18 | 36 | 0.00 | 2.250 |
| 47 Evan Meek, R<br>ERA: 2.84 | (7, 1) | 0.2 | L | 4 | 2 | 2 | 2 | 1 | 0 | 0 | 0 | 0 | 0 | 0 | 6 | 12 | 27.00 | 3.000 |
| 34 John Grabow, L<br>ERA: 3.65 | (7, 1) | 0.1 | | 4 | 2 | 3 | 3 | 0 | 1 | 0 | 0 | 0 | 0 | 1 | 4 | 11 | 81.00 | 9.000 |
| 56 Donnie Veal, L<br>ERA: 5.19 | (8, 1) | 1.0 | | 5 | 1 | 2 | 2 | 0 | 2 | 0 | 0 | 0 | 0 | 1 | 9 | 20 | 18.00 | 3.000 |

| PITCHER | IP | WLS | BF | H | R | ER | SO | BB | IBB | HBP | BLK | WP | HR | S | P | ERA | WHIP |
|---|---|---|---|---|---|---|---|---|---|---|---|---|---|---|---|---|---|

| Batter | 1 | 2 | 3 | 4 | 5 | 6 | 7 | 8 | 9 | AB | R | H | RBI | BB | SO | LOB |
|---|---|---|---|---|---|---|---|---|---|---|---|---|---|---|---|---|
| 22 Andrew McCutchen, R (1, 8)<br>OBP: 0.348, SLG: 0.455 | B FF 86<br>F FF 86<br>B FF 86<br>F FF 86<br>X SL 80<br>2-2 ①<br>F9 | | B SL 78<br>F SL 79<br>X CU 74<br>1-1<br>24<br>1B<br>1B | | F CU 74<br>B CU 75<br>F CH 76<br>C FC 88<br>1-3 ①<br>K | C FF 95<br>B SI 93<br>B CH 86<br>F FF 96<br>S SI 97<br>2-3 ①<br>K | | B SL 85<br>C CH 82<br>B CH 83<br>X FF 90<br>2-1 ①<br>SF8<br>1-3<br>2-H | X SI 96<br>0-0 ③<br>G1-3 | 5 | 0 | 1 | 1 | 0 | 2 | 0 |
| 24 Delwyn Young, S (1, 4)<br>OBP: 0.385, SLG: 0.433 | B FF 85<br>C CH 77<br>B CU 73<br>C FF 86<br>C FF 87<br>2-3 ②<br>K | | B CH 74<br>1 SAFE<br>X CH 75<br>1-0<br>1-2<br>1B | | C CU 75<br>B FF 89<br>X FF 88<br>1-1<br>46<br>HR<br>1B | X CH 84<br>0-0 ②<br>G1-3 | | B SI 88<br>F SI 88<br>S SL 77<br>X SL 79<br>1-2<br>41<br>2B<br>44<br>1B<br>3-H<br>1B | | 5 | 2 | 3 | 1 | 0 | 1 | 0 |
| 46 Garrett Jones, L (1, 9)<br>OBP: 0.398, SLG: 0.842 | B FF 86<br>S CH 77<br>S CH 78<br>X CH 77<br>1-2<br>1B | | X CH 77<br>0-0 ③<br>G4-3 | | B FF 88<br>B CU 76<br>X CH 76<br>2-0<br>1-H<br>HR | B FF 96<br>X CH 84<br>1-0 ③<br>F7 | | C SI 89<br>F SI 88<br>B SL 81<br>F SI 88<br>X SL 79<br>2-2 ②<br>F7 | | 5 | 1 | 2 | 2 | 0 | 0 | 3 |
| 41 Ryan Doumit, S (1, 2)<br>OBP: 0.271, SLG: 0.489 | B CU 73<br>C FF 87<br>F CH 76<br>X CU 73<br>1-2 ③<br>G4-3 | | | C CH 77<br>B CU 75<br>F CU 75<br>X FF 88<br>1-2 ①<br>G4-3 | B FF 88<br>X FC 87<br>1-0<br>51<br>1B<br>51<br>S<br>44<br>1B<br>1B | | B CH 79<br>C CH 80<br>B CH 81<br>X CH 81<br>2-1 ①<br>G3 | X SI 88<br>0-0<br>44<br>1B<br>1-3<br>2B | | 5 | 1 | 2 | 0 | 0 | 0 | 1 |
| 51 Steve Pearce, R (1, 3)<br>OBP: 0.304, SLG: 0.300 | | B FC 86<br>B CH 75<br>C FC 86<br>S CH 77<br>C FC 88<br>2-3 ①<br>K | | C CU 74<br>S SL 82<br>B FC 88<br>S CH 77<br>1-3 ②<br>K | C CU 74<br>B FF 86<br>B SL 83<br>1 SAFE<br>1 SAFE<br>B CH 76<br>S CU 74<br>F CU 74<br>X CH 76<br>3-2<br>15<br>WP<br>44<br>1B<br>5<br>SF8<br>1-3<br>1B | | B FF 90<br>B SL 83<br>C CH 81<br>X FF 89<br>2-1 ②<br>P3 | B SL 79<br>B SI 88<br>B SI 88<br>C SI 87<br>C SI 88<br>B SI 89<br>4-2<br>15<br>FC5<br>44<br>1B<br>BB | 4 | 1 | 1 | 0 | 1 | 2 | 0 |
| 44 Brandon Moss, L (1, 7)<br>OBP: 0.318, SLG: 0.401<br>43 Jesse Chavez, R (8, 1) | | B FC 86<br>F FC 87<br>F SL 81<br>F FC 87<br>X CU 75<br>1-2 ②<br>F9 | | B FF 89<br>C FF 89<br>B CH 77<br>B CU 75<br>B FC 88<br>4-1<br>15<br>2B<br>BB | B CH 82<br>X CH 82<br>1-0<br>15<br>WP<br>1-2<br>3-H<br>1B | | C FF 91<br>B FF 91<br>F CH 82<br>S CH 82<br>1-3 ③<br>K | F SI 87<br>B SL 79<br>F SI 87<br>X SL 80<br>1-2<br>15<br>FC5<br>1-2<br>2-3<br>3-H<br>1B | | 4<br>0 | 1<br>0 | 2<br>0 | 2<br>0 | 1<br>0 | 1<br>0 | 0<br>0 |
| 15 Andy LaRoche, R (1, 5)<br>OBP: 0.339, SLG: 0.384 | | C SL 80<br>S CU 76<br>B FC 89<br>F CH 76<br>B SL 81<br>B FF 90<br>S SL 80<br>3-3 ③<br>K | | X SL 80<br>0-0<br>5<br>1B<br>1-H<br>2B | C FF 96<br>B CH 85<br>B CU 85<br>B CH 85<br>B CU 83<br>4-1<br>1-2<br>2-3<br>BB | | | C SI 86<br>B SL 79<br>F SI 88<br>F SI 88<br>X SL 79<br>2-2<br>FC5<br>1-2<br>2-3<br>C FF 88<br>X SL 83<br>0-1<br>5<br>1B<br>18<br>1B<br>1B | | 4<br>0 | 2<br>0 | 2<br>0 | 1<br>0 | 1<br>0 | 1<br>0 | 3<br>0 |
| 5 Ramón Vázquez, L (1, 6)<br>OBP: 0.358, SLG: 0.285 | | | B FC 84<br>B FF 85<br>C FF 85<br>X FF 86<br>2-1 ①<br>P5 | C CH 76<br>B FC 86<br>B FC 86<br>S CH 76<br>X FF 87<br>2-2<br>2-H<br>1B | B SI 96<br>C CH 84<br>X SI 95<br>1-1 ②<br>SF8<br>3-H | | | F FF 89<br>1 SAFE<br>B CH 80<br>F CH 80<br>1 SAFE<br>F FF 89<br>B CH 81<br>1 SAFE<br>B CH 80<br>3-2<br>X FF 87<br>22<br>WP<br>18<br>1B<br>22<br>SF8<br>1-3<br>1B | C SI 94<br>F SI 95<br>S FF 96<br>0-3 ①<br>K | 4 | 1 | 2 | 2 | 0 | 1 | 0 |
| 57 Zach Duke, L (1, 1)<br>OBP: 0.244, SLG: 0.263<br>52 Joel Hanrahan, R (7, 1)<br>18 Jeff Salazar, L (8, PH)<br>OBP: 0.143, SLG: 0.077 (8, 7) | | | B FF 85<br>C FF 84<br>B FC 86<br>F FC 84<br>S CU 75<br>2-3 ②<br>K | F CU 74<br>F CU 75<br>X FF 87<br>0-2 ③<br>F8 | B FF 96<br>T SI 94<br>X SI 95<br>1-1 ③<br>G5-3 | | | C CH 82<br>C FF 90<br>B FF 90<br>X CH 83<br>1-2<br>22<br>SF8<br>22<br>WP<br>24<br>1B<br>1-2<br>3-H<br>1B | F SI 95<br>S CH 88<br>B FF 95<br>X SI 94<br>1-2 ②<br>L1 | 3<br>0<br>2 | 0<br>0<br>1 | 0<br>0<br>1 | 0<br>0<br>1 | 1<br>0<br>0 | 3<br>0<br>0 | 0<br>0<br>0 |
| Inning Stats | R: 0<br>E: 0<br>K: 1<br>S: 12<br>H: 1<br>LOB: 1<br>BB: 0<br>P: 18 | R: 0<br>E: 0<br>K: 2<br>S: 11<br>H: 0<br>LOB: 0<br>BB: 0<br>P: 17 | R: 0<br>E: 0<br>K: 1<br>S: 9<br>H: 2<br>LOB: 2<br>BB: 0<br>P: 15 | R: 2<br>E: 0<br>K: 1<br>S: 14<br>H: 2<br>LOB: 1<br>BB: 1<br>P: 22 | R: 4<br>E: 0<br>K: 1<br>S: 17<br>H: 5<br>LOB: 2<br>BB: 1<br>P: 32 | R: 0<br>E: 0<br>K: 1<br>S: 5<br>H: 0<br>LOB: 0<br>BB: 0<br>P: 8 | R: 0<br>E: 0<br>K: 1<br>S: 7<br>H: 0<br>LOB: 0<br>BB: 0<br>P: 12 | R: 4<br>E: 0<br>K: 0<br>S: 27<br>H: 6<br>LOB: 3<br>BB: 1<br>P: 43 | R: 0<br>E: 0<br>K: 1<br>S: 7<br>H: 0<br>LOB: 0<br>BB: 0<br>P: 8 | 1B: 13<br>2B: 2<br>3B: 0<br>HR: 1 | SF: 2<br>SAC: 0<br>DP: 0<br>HBP: 0 | WP: 2<br>PB: 0<br>SB: 1<br>CS: 0 | PA: 46 | | | |

| PITCHER | | IP | WLS | BF | H | R | ER | SO | BB | IBB | HBP | BLK | WP | HR | S | P | ERA | WHIP |
|---|---|---|---|---|---|---|---|---|---|---|---|---|---|---|---|---|---|---|
| 48 Yusmeiro Petit, R<br>ERA: 7.68 | (1, 1) | 4.1 | L | 23 | 9 | 6 | 6 | 6 | 1 | 0 | 0 | 0 | 0 | 1 | 57 | 91 | 12.46 | 2.308 |
| 32 Esmerling Vasquez, R<br>ERA: 4.41 | (5, 1) | 1.2 | | 7 | 1 | 0 | 0 | 1 | 1 | 0 | 0 | 0 | 1 | 0 | 11 | 21 | 0.00 | 1.200 |
| 47 Leo Rosales, R<br>ERA: 5.73 | (7, 1) | 1.1 | | 7 | 3 | 3 | 3 | 1 | 0 | 0 | 0 | 0 | 1 | 0 | 18 | 29 | 20.25 | 2.250 |
| 60 Scott Schoeneweis, L<br>ERA: 6.75 | (8, 1) | 0.2 | | 6 | 3 | 1 | 1 | 0 | 1 | 0 | 0 | 0 | 0 | 0 | 16 | 26 | 13.50 | 6.000 |
| 55 Blaine Boyer, R<br>ERA: 5.18 | (9, 1) | 1.0 | | 3 | 0 | 0 | 0 | 1 | 0 | 0 | 0 | 0 | 0 | 0 | 7 | 8 | 0.00 | 0.000 |

| PITCHER | IP | WLS | BF | H | R | ER | SO | BB | IBB | HBP | BLK | WP | HR | S | P | ERA | WHIP |
|---|---|---|---|---|---|---|---|---|---|---|---|---|---|---|---|---|---|

# TOP

## Pittsburgh Pirates @ Arizona Diamondbacks

Chase Field, Phoenix, AZ

Fri Jul 24 2009, 6:40 PM MST

Att. 24,940 - Roof Closed - 78 F

livebaseballscorecards.com

| | |
|---|---|
| AB | 41 |
| R | 10 |
| H | 16 |
| RBI | 10 |
| BB | 3 |
| SO | 9 |
| LOB | 10 |

# BOTTOM

## Pittsburgh Pirates @ Arizona Diamondbacks

Chase Field, Phoenix, AZ

Fri Jul 24 2009, 6:40 PM MST

Att. 24,940 - Roof Closed - 78 F

livebaseballscorecards.com

| Batter | 1 | 2 | 3 | 4 | 5 | 6 | 7 | 8 | 9 | AB | R | H | RBI | BB | SO | LOB |
|---|---|---|---|---|---|---|---|---|---|---|---|---|---|---|---|---|
| 6 Stephen Drew, L (1, 6)<br>OBP: 0.343, SLG: 0.460 | B FF 89<br>B FF 90<br>X SI 89<br>2-0 ① L6 | | B CU 73<br>B FF 89<br>C SI 88<br>X FF 89<br>2-1 ① 2B | | B SI 89<br>B SI 89<br>X FF 88<br>2-0 ② G4-3 | | C FF 89<br>B SL 79<br>C CU 73<br>X FF 88<br>1-2 2B | | D FF 94<br>X FF 94<br>1-0 ③ F8 | 5 | 0 | 2 | 0 | 0 | 0 | 1 |
| 14 Ryan Roberts, R (1, 4)<br>OBP: 0.353, SLG: 0.357 | C SI 90<br>S SI 89<br>F FF 90<br>F CH 82<br>F CH 81<br>B FF 91<br>C CU 76<br>1-3 ② K | | C CU 74<br>X<br>0-1 HR | | B CH 81<br>X CH 81<br>1-0 10 1B | | B SL 84<br>C FF 95<br>B SL 83<br>B FF 94<br>C FF 93<br>F FF 95<br>X FF 94<br>3-2 ② F9 | | | 4 | 1 | 2 | 1 | 0 | 1 | 1 |
| 10 Justin Upton, R (1, 9)<br>OBP: 0.362, SLG: 0.526 | B SI 90<br>X SI 90<br>1-0 ③ G6-3 | | X SI 89<br>0-0 ② G4-3 | | B SI 88<br>B SI 88<br>X SI 89<br>2-0 ③ 1-3 1B | | B SL 83<br>X FF 94<br>1-0 ③ F7 | | | 4 | 0 | 1 | 0 | 0 | 0 | 1 |
| 27 Mark Reynolds, R (1, 5)<br>OBP: 0.365, SLG: 0.549<br>55 Blaine Boyer, R (9, 1) | | F SI 90<br>S CH 82<br>S FF 90<br>0-3 ① K | B CH 82<br>S CH 82<br>B CH 82<br>B SI 89<br>B SI 90<br>4-1 BB | | | B SI 89<br>X SI 88<br>1-0 26 1B 2B | | S FF 95<br>S FF 96<br>B FF 95<br>S FF 95<br>1-3 ① K | | 3<br>0 | 1<br>0 | 1<br>0 | 0<br>0 | 1<br>0 | 2<br>0 | 0<br>0 |
| 26 Miguel Montero, L (1, 2)<br>OBP: 0.357, SLG: 0.477 | | C FF 90<br>X SI 90<br>0-1 24 18 1B 1B | 1 SAFE<br>1 SAFE<br>F SI 89<br>B SL 80<br>C CU 74<br>B FF 89<br>X CU 78<br>2-2 ③ P3 | | | B CU 74<br>F SI 89<br>X SL 79<br>1-1 38 FC6-4 2-H 1B | | B FF 96<br>B FF 96<br>C FF 96<br>B FF 96<br>F FF 96<br>X FF 96<br>3-2 ② P5 | | 4 | 1 | 2 | 1 | 0 | 0 | 1 |
| 18 Gerardo Parra, L (1, 7)<br>OBP: 0.307, SLG: 0.400<br>(5, 8) | | F SI 90<br>F CU 77<br>1 SAFE<br>B CU 76<br>X SL 79<br>1-2 ② F8 | | F CU 75<br>X SI 89<br>0-1 ① G6-3 | | X CU 75<br>0-0 ① F9 | | C FF 96<br>F FF 95<br>B CH 86<br>X FF 95<br>1-2 ③ F8 | | 4 | 0 | 0 | 0 | 0 | 0 | 2 |
| 24 Chris Young, R (1, 8)<br>OBP: 0.289, SLG: 0.368<br>32 Esmerling Vasquez, R (5, 1)<br>38 Luke Carlin, S (6, PH)<br>OBP: 0.222, SLG: 0.176<br>47 Leo Rosales, R (7, 1)<br>60 Scott Schoeneweis, L (8, 1)<br>29 Josh Whitesell, L (9, 3)<br>OBP: 0.356, SLG: 0.310 | | X SI 90<br>0-0 18 1B 1-2 | | B SI 89<br>B CH 81<br>X SI 89<br>2-0 ② F7 | | B SI 88<br>F CH 80<br>B FF 89<br>X CH 80<br>2-1 ② FC6-4 1-2f | | | B FF 95<br>B FF 95<br>F FF 95<br>B FF 96<br>X FF 96<br>3-1 ① G4-3 | 2<br>0<br>1<br>0<br>0<br>0 | 0<br>0<br>0<br>0<br>0<br>0 | 1<br>0<br>0<br>0<br>0<br>0 | 0<br>0<br>0<br>0<br>0<br>0 | 0<br>0<br>0<br>0<br>0<br>0 | 0<br>0<br>1<br>0<br>0<br>0 | 0<br>0<br>0<br>0<br>0<br>0 |
| 18 Chad Tracy, L (1, 3)<br>OBP: 0.294, SLG: 0.411<br>(9, 5) | | B CU 76<br>C FF 89<br>B CU 76<br>X SI 90<br>2-1 1-3 2-H 1B | C SI 89<br>B CU 75<br>X SI 90<br>1-1 ③ G3 | | | C FF 86<br>C FF 87<br>D CU 75<br>X FF 87<br>1-2 ③ F8 | | | B SI 96<br>C FF 95<br>B CH 86<br>X FF 96<br>2-1 28 FC3-6 1B | 4 | 0 | 2 | 1 | 0 | 0 | 1 |
| 48 Yusmeiro Petit, R (1, 1)<br>28 Alex Romero, L (5, 7)<br>OBP: 0.320, SLG: 0.356 | | C SI 89<br>S CU 76<br>D CU 75<br>F CU 75<br>C FF 89<br>1-3 ③ K | | F FF 88<br>X SI 88<br>0-1 ① G5-3 | | | L SI 87<br>S CU 73<br>B CU 72<br>S CU 78<br>1-3 ① K | | C FF 95<br>X CH 85<br>0-1 ② FC3-6 1-2f | 1<br>3 | 0<br>0 | 0<br>0 | 0<br>0 | 1<br>1 | 2<br>1 | 2<br>1 |
| Inning Stats | R: 0<br>E: 0<br>K: 1<br>S: 8<br>H: 0<br>LOB: 0<br>BB: 0<br>P: 12 | R: 1<br>E: 0<br>K: 2<br>S: 15<br>H: 3<br>LOB: 2<br>BB: 0<br>P: 19 | R: 1<br>E: 0<br>K: 0<br>S: 9<br>H: 2<br>LOB: 1<br>BB: 1<br>P: 17 | R: 0<br>E: 0<br>K: 0<br>S: 5<br>H: 0<br>LOB: 0<br>BB: 0<br>P: 8 | R: 0<br>E: 0<br>K: 0<br>S: 5<br>H: 2<br>LOB: 2<br>BB: 0<br>P: 10 | R: 1<br>E: 0<br>K: 0<br>S: 9<br>H: 2<br>LOB: 1<br>BB: 0<br>P: 14 | R: 0<br>E: 0<br>K: 1<br>S: 11<br>H: 1<br>LOB: 1<br>BB: 0<br>P: 17 | R: 0<br>E: 0<br>K: 1<br>S: 9<br>H: 0<br>LOB: 0<br>BB: 0<br>P: 14 | R: 0<br>E: 0<br>K: 0<br>S: 7<br>H: 1<br>LOB: 1<br>BB: 0<br>P: 13 | 1B: 7<br>2B: 3<br>3B: 0<br>HR: 1<br>SF: 0<br>SAC: 0<br>DP: 0<br>HBP: 0 | | | | | | |

| | AB | 36 |
|---|---|---|
| | R | 3 |
| | H | 11 |
| | RBI | 3 |
| | BB | 1 |
| | SO | 5 |
| | LOB | 11 |

| PITCHER | | IP | WLS | BF | H | R | ER | SO | BB | IBB | HBP | BLK | WP | HR | S | P | ERA | WHIP |
|---|---|---|---|---|---|---|---|---|---|---|---|---|---|---|---|---|---|---|
| 57 Zach Duke, L<br>ERA: 3.42 | (1, 1) | 6.1 | W | 28 | 10 | 3 | 3 | 4 | 1 | 0 | 0 | 0 | 0 | 1 | 57 | 88 | 4.26 | 1.737 |
| 52 Joel Hanrahan, R<br>ERA: 6.92 | (7, 1) | 0.2 | H | 2 | 0 | 0 | 0 | 0 | 0 | 0 | 0 | 0 | 0 | 0 | 5 | 9 | 0.00 | 0.000 |
| 43 Jesse Chavez, R<br>ERA: 3.57 | (8, 1) | 2.0 | | 7 | 1 | 0 | 0 | 1 | 0 | 0 | 0 | 0 | 0 | 0 | 16 | 27 | 0.00 | 0.500 |

| PITCHER | IP | WLS | BF | H | R | ER | SO | BB | IBB | HBP | BLK | WP | HR | S | P | ERA | WHIP |
|---|---|---|---|---|---|---|---|---|---|---|---|---|---|---|---|---|---|

WP: 0 PB: 0 SB: 0 CS: 0 PA: 37

# Pittsburgh Pirates @ Arizona Diamondbacks

Chase Field, Phoenix, AZ

Sat Jul 25 2009, 5:10 PM MST

Att. 26,045 - Roof Closed - 78 F

livebaseballscorecards.com

TOP

| Batter | 1 | 2 | 3 | 4 | 5 | 6 | 7 | 8 | 9 | AB | R | H | RBI | BB | SO | LOB |
|---|---|---|---|---|---|---|---|---|---|---|---|---|---|---|---|---|
| 22 Andrew McCutchen, R (1, 8)<br>OBP: 0.349, SLG: 0.455 | C FF 85<br>X CU 67<br>0-1<br>41 WP<br>2B | | C FC 81<br>B FC 82<br>B FC 83<br>C FC 81<br>B CU 67<br>B FC 82<br>4-2<br>46 G3-6-3<br>BB | | C FC 81<br>B CH 77<br>B CH 78<br>S FC 83<br>B CH 80<br>X CU 68<br>3-2 ③<br>L7 | | | C SL 86<br>B SL 82<br>B SL 88<br>X SL 87<br>2-1 ①<br>G1-3 | F SL 87<br>F SL 87<br>F SL 88<br>X SL 87<br>0-2 ③<br>F8 | 4 | 0 | 1 | 0 | 1 | 0 | 2 |
| 12 Freddy Sanchez, R (1, 4)<br>OBP: 0.338, SLG: 0.447 | F FC 80<br>B CH 78<br>F CH 79<br>F FC 85<br>S FC 84<br>1-3 ①<br>K | | F CH 78<br>1 SAFE<br>1 SAFE<br>B FC 84<br>1 SAFE<br>B CU 68<br>F FC 83<br>F FF 87<br>C CU 68<br>2-3 ①<br>K | | | F FF 84<br>S FC 82<br>T FC 80<br>0-2 ①<br>K | | X FF 92<br>0-0 ②<br>L5 | | 4 | 0 | 0 | 0 | 0 | 3 | 2 |
| 46 Garrett Jones, L (1, 9)<br>OBP: 0.402, SLG: 0.825 | C CU 69<br>B FC 83<br>F FC 83<br>S FF 84<br>1-3 ②<br>K | | 1 SAFE<br>X FC 83<br>0-0 ②③<br>G3-6-3<br>1-2f | | | B CH 77<br>X FC 81<br>1-0<br>51 WP<br>1B | | C CU 75<br>F SL 83<br>B FF 93<br>X CU 76<br>1-2<br>51 FC5<br>41 1B<br>1B | | 4 | 0 | 2 | 0 | 0 | 1 | 2 |
| 41 Ryan Doumit, S (1, 2)<br>OBP: 0.270, SLG: 0.479 | S CU 69<br>X FC 84<br>0-1 ③<br>P4<br>2-3 | | | C FC 82<br>S CH 77<br>B SI 85<br>F SI 85<br>F CU 68<br>B CH 79<br>B CU 69<br>F CU 68<br>T FC 83<br>3-2 ①<br>K | | S FC 81<br>F FC 83<br>B FC 82<br>D CH 79<br>S FC 83<br>2-3 ②<br>K | | C SL 89<br>X CH 84<br>0-1<br>51 FC5<br>1-2<br>1B | | 4 | 0 | 1 | 0 | 0 | 2 | 2 |
| 51 Steve Pearce, R (1, 3)<br>OBP: 0.333, SLG: 0.348 | | C FF 84<br>B CH 77<br>B CH 77<br>F FC 82<br>F CU 69<br>F FC 82<br>B CH 79<br>S CH 79<br>3-3 ①<br>K | | C CU 67<br>C CU 68<br>F FC 83<br>B SI 88<br>B CU 70<br>B CH 80<br>X FC 81<br>3-2<br>15 G6-3<br>2B | | B FC 82<br>B CH 78<br>B CH 77<br>C FC 83<br>C CU 69<br>B FF 88<br>4-2<br>1-2<br>BB | | B SL 89<br>B SL 83<br>B SL 87<br>C FF 91<br>X SL 86<br>3-1 ③<br>FC5<br>1-2<br>2-3f | | 3 | 0 | 1 | 0 | 1 | 1 | 2 |
| 15 Andy LaRoche, R (1, 5)<br>OBP: 0.338, SLG: 0.382 | | C FC 83<br>X FC 82<br>0-1<br>44 FC1-6-5<br>44 BLK<br>1B | | B CH 79<br>B CU 67<br>C CU 67<br>B CH 80<br>C CH 79<br>X CU 69<br>3-2 ②<br>G6-3<br>2-3 | | F CH 80<br>B CH 80<br>F CH 79<br>X FC 83<br>1-2 ③<br>F7 | | | B SI 94<br>C SI 92<br>B SI 93<br>B SI 92<br>C SI 92<br>X SI 92<br>3-2 ①<br>F9 | 4 | 0 | 1 | 0 | 0 | 0 | 3 |
| 44 Brandon Moss, L (1, 7)<br>OBP: 0.313, SLG: 0.394 | | C FC 82<br>B FC 82<br>F FC 83<br>F CU 69<br>X SI 87<br>1-2 ②<br>FC1-6-5<br>2 BB<br>49 1B<br>1-3 | | C FC 83<br>B FC 80<br>B SI 88<br>C CU 69<br>B FC 82<br>X FC 83<br>3-2 ③<br>G4-3 | | | C CU 79<br>X FF 95<br>0-1 ①<br>G3-1 | | B SI 94<br>X SI 93<br>1-0 ②<br>G4-3 | 4 | 0 | 0 | 0 | 0 | 0 | 2 |
| 2 Jack Wilson, R (1, 6)<br>OBP: 0.300, SLG: 0.387 | | B FC 82<br>B CH 79<br>F FC 80<br>D CH 79<br>F FC 83<br>F FC 83<br>B CU 68<br>4-2<br>49 1B<br>1-2<br>BB | | | B FF 82<br>F FF 82<br>X CH 77<br>1-1 ①<br>G5-3 | | B FF 95<br>B FF 94<br>X FF 95<br>2-0 ②<br>F7 | | C SI 93<br>B SL 87<br>X SI 94<br>1-1<br>E5<br>24 1B | 3 | 0 | 0 | 0 | 1 | 0 | 0 |
| 49 Ross Ohlendorf, R (1, 1)<br>OBP: 0.075, SLG: 0.051<br>18 Jeff Salazar, L (7, PH)<br>OBP: 0.133, SLG: 0.071<br>47 Evan Meek, R (7, 1)<br>56 Donnie Veal, L (8, 1)<br>24 Delwyn Young, S (9, PH)<br>OBP: 0.389, SLG: 0.437 | | B FC 84<br>X FC 83<br>1-0 ③<br>1-2<br>2-H<br>1B | | | S FF 84<br>B CU 68<br>C SI 85<br>S CU 69<br>1-3 ②<br>K2-3 | | C CH 84<br>S CH 88<br>B SI 95<br>B FF 96<br>S CH 86<br>2-3 ③<br>K | | B SI 94<br>C SI 92<br>S SL 86<br>F SL 87<br>X SI 94<br>1-2<br>1B | 2<br>1<br>0<br>0<br>1 | 0<br>0<br>0<br>0<br>0 | 1<br>0<br>0<br>0<br>0 | 0<br>0<br>0<br>0<br>0 | 1<br>1<br>0<br>0<br>0 | 0<br>0<br>0<br>0<br>0 | 0<br>0<br>0<br>0<br>0 |
| Inning Stats | R: 0 H: 1<br>E: 0 LOB: 1<br>K: 2 BB: 0<br>S: 11 P: 13 | R: 0 H: 2<br>E: 0 LOB: 2<br>K: 1 BB: 1<br>S: 15 P: 24 | R: 0 H: 0<br>E: 0 LOB: 0<br>K: 1 BB: 1<br>S: 7 P: 13 | R: 0 H: 1<br>E: 0 LOB: 1<br>K: 1 BB: 0<br>S: 16 P: 28 | R: 0 H: 0<br>E: 0 LOB: 0<br>K: 1 BB: 0<br>S: 8 P: 13 | R: 0 H: 1<br>E: 0 LOB: 2<br>K: 2 BB: 1<br>S: 12 P: 20 | R: 0 H: 0<br>E: 0 LOB: 0<br>K: 1 BB: 0<br>S: 6 P: 10 | R: 0 H: 2<br>E: 0 LOB: 2<br>K: 0 BB: 0<br>S: 10 P: 16 | R: 0 H: 1<br>E: 1 LOB: 2<br>K: 0 BB: 0<br>S: 14 P: 20 | 1B: 6<br>2B: 2<br>3B: 0<br>HR: 0 | SF: 0<br>SAC: 0<br>DP: 1<br>HBP: 0 | | | WP: 2<br>PB: 0<br>SB: 0<br>CS: 0 | PA: 37 | | |

| | AB | 34 |
|---|---|---|
| | R | 0 |
| | H | 8 |
| | RBI | 0 |
| | BB | 3 |
| | SO | 9 |
| | LOB | 15 |

| PITCHER | | IP | WLS | BF | H | R | ER | SO | BB | IBB | HBP | BLK | WP | HR | S | P | ERA | WHIP |
|---|---|---|---|---|---|---|---|---|---|---|---|---|---|---|---|---|---|---|
| 49 Doug Davis, L<br>ERA: 3.76 | (1, 1) | 6.0 | W | 24 | 5 | 0 | 0 | 8 | 3 | 0 | 0 | 1 | 2 | 0 | 69 | 111 | 0.00 | 1.333 |
| 58 Juan Gutierrez, R<br>ERA: 4.63 | (7, 1) | 1.0 | H | 3 | 0 | 0 | 0 | 1 | 0 | 0 | 0 | 0 | 0 | 0 | 6 | 10 | 0.00 | 0.000 |
| 57 Jon Rauch, R<br>ERA: 4.15 | (8, 1) | 1.0 | H | 5 | 2 | 0 | 0 | 0 | 0 | 0 | 0 | 0 | 0 | 0 | 10 | 16 | 0.00 | 2.000 |
| 50 Chad Qualls, R<br>ERA: 3.54 | (9, 1) | 1.0 | | 5 | 1 | 0 | 0 | 0 | 0 | 0 | 0 | 0 | 0 | 0 | 14 | 20 | 0.00 | 1.000 |

| PITCHER | | IP | WLS | BF | H | R | ER | SO | BB | IBB | HBP | BLK | WP | HR | S | P | ERA | WHIP |
|---|---|---|---|---|---|---|---|---|---|---|---|---|---|---|---|---|---|---|

| Batter | 1 | 2 | 3 | 4 | 5 | 6 | 7 | 8 | 9 | AB | R | H | RBI | BB | SO | LOB |
|---|---|---|---|---|---|---|---|---|---|---|---|---|---|---|---|---|
| 6 Stephen Drew, L (1, 6)<br>OBP: 0.348, SLG: 0.465 | C FF 92<br>B FF 93<br>B CH 83<br>B FF 92<br>X FF 92<br>3-1<br>18<br>FC6<br>1B | | | B SL 75<br>B SL 76<br>C FF 89<br>X CH 77<br>2-1<br>18<br>SH5-3<br>10<br>HR<br>2B | C CH 80<br>S SL 81<br>B FF 93<br>S SL 80<br>1-3 ③<br>K | | | B FF 95<br>D CU 80<br>B FF 94<br>B FF 94<br>4-0<br>18<br>1B<br>10<br>1B<br>BB | | 3 | 2 | 2 | 0 | 1 | 1 | 0 |
| 18 Gerardo Parra, L (1, 8)<br>OBP: 0.308, SLG: 0.399 | C FF 93<br>F CH 86<br>F SL 83<br>1 SAFE<br>B FF 94<br>1 SAFE<br>1 SAFE<br>D SL 84<br>X FF 94<br>2-2 ①<br>FC6<br>10<br>G6-4-3<br>1-2f | | | X SL 78<br>0-0 ①<br>SH5-3<br>2-3 | | B FF 90<br>B CH 79<br>X FF 88<br>2-0 ①<br>F7 | | 1 SAFE<br>F CU 81<br>X FF 94<br>0-1<br>10<br>1B<br>10<br>E<br>1-2<br>3-H<br>1B | | 3 | 1 | 1 | 1 | 0 | 0 | 1 |
| 10 Justin Upton, R (1, 9)<br>OBP: 0.365, SLG: 0.536 | B SL 81<br>B FF 93<br>B FF 93<br>X FF 92<br>3-0 ②③<br>G6-4-3<br>1-2f | | | B SL 78<br>S SL 78<br>X SL 79<br>1-1<br>3-H<br>HR | | B SL 80<br>B SI 91<br>B FF 91<br>B FF 88<br>4-0<br>27<br>G5-4-3<br>BB | | C CU 81<br>B FF 95<br>D FF 93<br>B CU 82<br>X CU 81<br>3-1<br>E7<br>26<br>2B<br>1-H<br>2-H<br>1B | | 3 | 2 | 2 | 3 | 1 | 0 | 1 |
| 27 Mark Reynolds, R (1, 5)<br>OBP: 0.366, SLG: 0.550 | | X FF 92<br>0-0<br>18<br>CS<br>2B | | B CH 81<br>F FF 93<br>C CH 82<br>B FF 94<br>B CH 82<br>B FF 94<br>4-2<br>26<br>2B<br>18<br>E<br>BB | | B SL 81<br>X SL 80<br>1-0 ②③<br>G5-4-3<br>1-2f | | B CU 80<br>X CU 80<br>1-0 ②<br>P4 | | 3 | 1 | 1 | 0 | 1 | 0 | 2 |
| 26 Miguel Montero, L (1, 2)<br>OBP: 0.359, SLG: 0.487 | | B SL 78<br>B FF 90<br>C CH 80<br>F FF 91<br>F SL 81<br>X FF 93<br>2-2 ①<br>F8 | | 1 SAFE<br>1 SAFE<br>D CH 81<br>F FF 91<br>1 SAFE<br>X FF 91<br>1-1<br>1-3<br>18<br>E<br>2B | | | F FF 93<br>S FF 96<br>S CU 82<br>0-3 ①<br>K | B FF 94<br>X CU 80<br>1-0<br>3-H<br>2B | | 4 | 0 | 2 | 1 | 0 | 1 | 1 |
| 18 Chad Tracy, L (1, 3)<br>OBP: 0.287, SLG: 0.401 | | C FF 92<br>C FF 93<br>B FF 93<br>B SL 81<br>B FF 93<br>S FF 92<br>3-3 ②③<br>K<br>2-3 | | X SL 78<br>0-0 ②<br>FC2<br>2-H<br>3-H | | | B FF 96<br>X FF 94<br>1-0 ②<br>G3-1 | C FF 92<br>B CU 75<br>F FF 92<br>B CU 76<br>X CU 76<br>2-2 ③<br>G3 | | 4 | 0 | 0 | 0 | 0 | 1 | 3 |
| 28 Alex Romero, L (1, 7)<br>OBP: 0.302, SLG: 0.333 | | | B FF 88<br>B CH 78<br>C FF 88<br>X FF 88<br>2-1 ①<br>F7 | C SL 79<br>B FF 93<br>B SI 92<br>S SL 79<br>X<br>2-2 ③<br>G4-3 | | | B FF 94<br>C FF 91<br>X CU 80<br>1-1 ③<br>F9 | | | 3 | 0 | 0 | 0 | 0 | 0 | 1 |
| 11 Augie Ojeda, S (1, 4)<br>OBP: 0.319, SLG: 0.304 | | | C FF 91<br>F FF 92<br>F FF 93<br>B SL 81<br>X SL 80<br>1-2 ②<br>2B | | B FF 89<br>X FF 90<br>1-0 ①<br>F9 | | | B FF 91<br>C FF 89<br>X FF 92<br>1-1<br>29<br>G3<br>18<br>1B<br>2B | | 3 | 1 | 2 | 0 | 0 | 0 | 0 |
| 49 Doug Davis, R (1, 1)<br>OBP: 0.139, SLG: 0.194 | | | X FF 89<br>0-0 ③<br>G6-3 | | C FF 89<br>F SL 78<br>X FF 94<br>0-2 ②<br>G6-3 | | | F FF 93<br>B FF 95<br>X FF 92<br>1-1 ①<br>G3<br>2-3 | | 2 | 0 | 0 | 0 | 0 | 0 | 0 |
| 58 Juan Gutierrez, R (7, 1) | | | | | | | | | | 0 | 0 | 0 | 0 | 0 | 0 | 0 |
| 57 Jon Rauch, R (8, 1) | | | | | | | | | | 0 | 0 | 0 | 0 | 0 | 0 | 0 |
| 29 Josh Whitesell, L (8, PH)<br>OBP: 0.352, SLG: 0.306 | | | | | | | | | | 1 | 0 | 0 | 0 | 0 | 0 | 1 |
| 50 Chad Qualls, R (9, 1) | | | | | | | | | | 0 | 0 | 0 | 0 | 0 | 0 | 0 |
| Inning Stats | R: 0<br>E: 0<br>K: 0<br>S: 7<br>H: 1<br>LOB: 0<br>BB: 0<br>P: 15 | R: 0<br>E: 0<br>K: 1<br>S: 8<br>H: 1<br>LOB: 0<br>BB: 0<br>P: 13 | R: 0<br>E: 0<br>K: 0<br>S: 7<br>H: 1<br>LOB: 0<br>BB: 0<br>P: 10 | R: 3<br>E: 1<br>K: 0<br>S: 13<br>H: 3<br>LOB: 1<br>BB: 1<br>P: 23 | R: 0<br>E: 0<br>K: 1<br>S: 7<br>H: 0<br>LOB: 0<br>BB: 0<br>P: 9 | R: 0<br>E: 0<br>K: 0<br>S: 2<br>H: 0<br>LOB: 0<br>BB: 1<br>P: 9 | R: 0<br>E: 0<br>K: 1<br>S: 6<br>H: 0<br>LOB: 0<br>BB: 0<br>P: 8 | R: 4<br>E: 1<br>K: 0<br>S: 13<br>H: 4<br>LOB: 1<br>BB: 1<br>P: 26 | | 1B: 3<br>2B: 6<br>3B: 0<br>HR: 1<br>SF: 0<br>SAC: 1<br>DP: 2<br>HBP: 0 | | | | | | |

| PITCHER | | IP | WLS | BF | H | R | ER | SO | BB | IBB | HBP | BLK | WP | HR | S | P | ERA | WHIP |
|---|---|---|---|---|---|---|---|---|---|---|---|---|---|---|---|---|---|---|
| 49 Ross Ohlendorf, R<br>ERA: 4.51 | (1, 1) | 6.0 | L | 22 | 6 | 3 | 2 | 2 | 2 | 0 | 0 | 0 | 0 | 1 | 44 | 79 | 3.00 | 1.333 |
| 47 Evan Meek, R<br>ERA: 3.63 | (7, 1) | 1.2 | | 10 | 4 | 4 | 4 | 1 | 1 | 0 | 0 | 0 | 0 | 0 | 16 | 29 | 21.60 | 3.000 |
| 56 Donnie Veal, L<br>ERA: 5.0 | (8, 1) | 0.1 | | 1 | 0 | 0 | 0 | 0 | 0 | 0 | 0 | 0 | 0 | 0 | 3 | 5 | 0.00 | 0.000 |

| PITCHER | IP | WLS | BF | H | R | ER | SO | BB | IBB | HBP | BLK | WP | HR | S | P | ERA | WHIP |
|---|---|---|---|---|---|---|---|---|---|---|---|---|---|---|---|---|---|

# BOTTOM

## Pittsburgh Pirates @ Arizona Diamondbacks

Chase Field, Phoenix, AZ

Sat Jul 25 2009, 5:10 PM MST
Att. 26,045 - Roof Closed - 78 F

livebaseballscorecards.com

| | |
|---|---|
| AB | 29 |
| R | 7 |
| H | 10 |
| RBI | 5 |
| BB | 3 |
| SO | 3 |
| LOB | 10 |

WP: 0 PA: 33
PB: 0
SB: 0
CS: 1

# TOP

# Pittsburgh Pirates @ Arizona Diamondbacks

Chase Field, Phoenix, AZ

Sun Jul 26 2009, 1:10 PM MST

Att. 27,518 - Roof Closed - 77 F

livebaseballscorecards.com

| Batter | 1 | 2 | 3 | 4 | 5 | 6 | 7 | 8 | 9 | AB | R | H | RBI | BB | SO | LOB |
|---|---|---|---|---|---|---|---|---|---|---|---|---|---|---|---|---|
| 22 Andrew McCutchen, R (1, 8)<br>OBP: 0.343, SLG: 0.446 | C FF 92<br>C FF 94<br>S FF 96<br>0-3 ① K | | C FF 95<br>C SL 87<br>F FF 96<br>B FF 95<br>F SL 86<br>F SL 86<br>F FF 96<br>B CH 86<br>S CH 86<br>2-3 ② K | | | C SL 86<br>B SL 87<br>F SL 85<br>X FF 95<br>1-2 ① F9 | | X SI 94<br>0-0 ② G4-3 | | 4 | 0 | 0 | 0 | 0 | 2 | 0 |
| 12 Freddy Sanchez, R (1, 4)<br>OBP: 0.334, SLG: 0.442 | C FF 94<br>S FF 95<br>F FF 96<br>F CH 85<br>F FF 96<br>B CH 84<br>S CH 85<br>1-3 ② K | | F SL 86<br>F SL 87<br>F SL 86<br>F FF 96<br>F CH 87<br>X SL 87<br>0-2 ③ P4 | | | S SL 86<br>F FF 95<br>F FF 96<br>S FF 95<br>0-3 ② K | | C SI 95<br>S SL 84<br>B FF 96<br>C SI 95<br>1-3 ③ K | | 4 | 0 | 0 | 0 | 0 | 3 | 0 |
| 46 Garrett Jones, L (1, 9)<br>OBP: 0.396, SLG: 0.798 | C FF 96<br>F FF 97<br>B FF 97<br>X FF 96<br>1-2 41 S 1B | | | C CH 84<br>S SL 86<br>F SL 86<br>X FF 96<br>0-2 ① P6 | | S FF 94<br>B SL 87<br>C SL 87<br>F FF 95<br>B CH 86<br>F SL 88<br>F FF 95<br>S FF 96<br>2-3 ③ K | | | C SI 94<br>F SL 82<br>B FF 94<br>F SI 93<br>X SI 96<br>1-2 ① L4 | 4 | 0 | 1 | 0 | 0 | 1 | 0 |
| 41 Ryan Doumit, S (1, 2)<br>OBP: 0.269, SLG: 0.469 | C CH 84<br>B CH 85<br>S CH 86<br>X FF 97<br>1-2 ③ F8<br>1-2 | | | B FF 95<br>F FF 94<br>F FF 94<br>B FF 96<br>B CH 86<br>X FF 95<br>3-2 ② F8 | | | C CH 85<br>S SL 86<br>B CH 83<br>F FF 96<br>X FF 94<br>1-2 15 G6-3 44 1B 1B | | B SL 82<br>F SI 94<br>X SI 90<br>1-1 ② G4-3 | 4 | 0 | 1 | 0 | 0 | 0 | 1 |
| 51 Steve Pearce, R (1, 3)<br>OBP: 0.323, SLG: 0.333 | | C FF 93<br>B SL 86<br>X SL 85<br>1-1 2 FC6-4 1B | | B SL 87<br>C FF 94<br>S CH 85<br>B FF 96<br>F CH 86<br>F FF 97<br>C FF 96<br>2-3 ③ K | | | C SL 87<br>X FF 94<br>0-1 ① F8 | | C SL 81<br>C SI 95<br>X SI 96<br>0-2 ③ G1-3 | 4 | 0 | 1 | 0 | 0 | 1 | 1 |
| 44 Brandon Moss, L (1, 7)<br>OBP: 0.313, SLG: 0.393 | | B FF 93<br>X CH 84<br>1-0 ① F9 | | | C FF 92<br>B SL 85<br>S SL 86<br>X FF 94<br>1-2 ① L6 | | F FF 95<br>B FF 96<br>X SL 87<br>1-1 15 G6-3<br>1-2 1B | | | 3 | 0 | 1 | 0 | 0 | 0 | 1 |
| 15 Andy LaRoche, R (1, 5)<br>OBP: 0.335, SLG: 0.378 | | S SL 87<br>X FF 94<br>0-1 ② F9 | | | F FF 94<br>C FF 95<br>X FF 96<br>0-2 ② F7 | | B SL 88<br>X SL 87<br>1-0 ② G6-3<br>1-2<br>2-3 | | | 3 | 0 | 0 | 0 | 0 | 0 | 3 |
| 2 Jack Wilson, R (1, 6)<br>OBP: 0.300, SLG: 0.386 | | C FF 94<br>X SL 87<br>0-1 ③ FC6-4<br>1-2f | | | X FF 95<br>0-0 1B | | B SL 87<br>F SL 88<br>B FF 96<br>B FF 96<br>C SL 87<br>X FF 96<br>3-2 ③ P4 | | | 3 | 0 | 1 | 0 | 0 | 0 | 3 |
| 50 Virgil Vasquez, R (1, 1) | | | C FF 94<br>C FF 95<br>B FF 96<br>S FF 95<br>1-3 ① K | | B FF 94<br>C FF 95<br>C FF 95<br>S SL 88<br>1-3 ③ K | | | B SI 93<br>B SI 92<br>F SI 92<br>F SI 93<br>B SI 94<br>X SI 93<br>3-2 ① F8 | | 1 | 0 | 0 | 0 | 0 | 1 | 0 |
| 27 Jeff Karstens, R (4, 1)<br>OBP: 0.190, SLG: 0.056 | | | | | | | | | | 1 | 0 | 0 | 0 | 0 | 1 | 1 |
| 52 Joel Hanrahan, R (7, 1) | | | | | | | | | | 0 | 0 | 0 | 0 | 0 | 0 | 0 |
| 24 Delwyn Young, S (8, PH)<br>OBP: 0.386, SLG: 0.434 | | | | | | | | | | 1 | 0 | 0 | 0 | 0 | 0 | 0 |
| 55 Matt Capps, R (8, 1) | | | | | | | | | | 0 | 0 | 0 | 0 | 0 | 0 | 0 |
| Inning Stats | R: 0<br>E: 0<br>K: 2<br>S: 15<br>H: 1<br>LOB: 1<br>BB: 0<br>P: 18 | R: 0<br>E: 0<br>K: 0<br>S: 7<br>H: 1<br>LOB: 1<br>BB: 0<br>P: 9 | R: 0<br>E: 0<br>K: 2<br>S: 16<br>H: 0<br>LOB: 0<br>BB: 0<br>P: 19 | R: 0<br>E: 0<br>K: 1<br>S: 12<br>H: 0<br>LOB: 0<br>BB: 0<br>P: 17 | R: 0<br>E: 0<br>K: 1<br>S: 10<br>H: 1<br>LOB: 1<br>BB: 0<br>P: 12 | R: 0<br>E: 0<br>K: 2<br>S: 13<br>H: 0<br>LOB: 0<br>BB: 0<br>P: 16 | R: 0<br>E: 0<br>K: 0<br>S: 12<br>H: 2<br>LOB: 2<br>BB: 0<br>P: 18 | R: 0<br>E: 0<br>K: 1<br>S: 7<br>H: 0<br>LOB: 0<br>BB: 0<br>P: 11 | R: 0<br>E: 0<br>K: 0<br>S: 9<br>H: 0<br>LOB: 0<br>BB: 0<br>P: 11 | 1B: 5<br>2B: 0<br>3B: 0<br>HR: 0 | SF: 0<br>SAC: 0<br>DP: 0<br>HBP: 0 | | | WP: 0<br>PB: 0<br>SB: 1<br>CS: 0 | PA: 32 | | |

| | AB | 32 |
|---|---|---|
| | R | 0 |
| | H | 5 |
| | RBI | 0 |
| | BB | 0 |
| | SO | 9 |
| | LOB | 10 |

| PITCHER | | IP | WLS | BF | H | R | ER | SO | BB | IBB | HBP | BLK | WP | HR | S | P | ERA | WHIP |
|---|---|---|---|---|---|---|---|---|---|---|---|---|---|---|---|---|---|---|
| 39 Max Scherzer, R<br>ERA: 3.61 | (1, 1) | 7.0 | W | 26 | 5 | 0 | 0 | 8 | 0 | 0 | 0 | 0 | 0 | 0 | 85 | 109 | 0.00 | 0.714 |
| 55 Blaine Boyer, R<br>ERA: 4.89 | (8, 1) | 2.0 | | 6 | 0 | 0 | 0 | 1 | 0 | 0 | 0 | 0 | 0 | 0 | 16 | 22 | 0.00 | 0.000 |

| PITCHER | | IP | WLS | BF | H | R | ER | SO | BB | IBB | HBP | BLK | WP | HR | S | P | ERA | WHIP |
|---|---|---|---|---|---|---|---|---|---|---|---|---|---|---|---|---|---|---|

# BOTTOM

## Pittsburgh Pirates @ Arizona Diamondbacks

Chase Field, Phoenix, AZ

Sun Jul 26 2009, 1:10 PM MST

Att. 27,518 - Roof Closed - 77 F

livebaseballscorecards.com

| Batter | 1 | 2 | 3 | 4 | 5 | 6 | 7 | 8 | 9 | AB | R | H | RBI | BB | SO | LOB |
|---|---|---|---|---|---|---|---|---|---|---|---|---|---|---|---|---|
| 6 Stephen Drew, L (1, 6)<br>OBP: 0.348, SLG: 0.474 | C FF 89<br>C FF 90<br>B CU 74<br>B SL 85<br>F SL 86<br>X FF 92<br>2-2<br>18<br>2B<br>2B | | B CU 72<br>X FF 89<br>1-0 ①<br>F9 | B FF 90<br>C SI 88<br>B CU 69<br>C CU 70<br>X SI 89<br>2-2<br>18<br>1B<br>3B | | | B SI 88<br>C CH 76<br>B SI 88<br>X FF 85<br>2-1 ①<br>G6-3 | B SI 93<br>B FF 94<br>F FF 92<br>X FF 94<br>2-1 ②<br>F7 | | 5 | 2 | 2 | 0 | 0 | 0 | 1 |
| 18 Gerardo Parra, L (1, 7)<br>OBP: 0.313, SLG: 0.419 | F FF 88<br>X SL 86<br>0-1 ①<br>2-H<br>2B | | B FF 90<br>B CH 80<br>B FF 89<br>C FF 90<br>X FF 89<br>3-1 ②<br>P4 | C CU 70<br>X SI 91<br>0-1<br>10<br>S<br>3-H<br>1B | | | F SI 88<br>S SI 89<br>C CU 72<br>0-3 ②<br>K | C FF 93<br>X SI 93<br>0-1<br>1-H<br>HR | | 5 | 1 | 3 | 4 | 0 | 1 | 0 |
| 10 Justin Upton, R (1, 9)<br>OBP: 0.368, SLG: 0.538<br>28 Alex Romero, L (8, PR)<br>OBP: 0.302, SLG: 0.333 (9, 9) | B FF 91<br>F SL 86<br>B CU 73<br>S FF 91<br>C FF 91<br>2-3 ②<br>K | | B FF 91<br>C CU 74<br>X FF 90<br>1-1<br>27<br>HR<br>2B | C SI 91<br>F CH 80<br>S CU 72<br>0-3 ③<br>K<br>1-2 | | | B CU 69<br>F SI 87<br>B FF 89<br>B SL 77<br>F SI 87<br>B SL 78<br>4-2<br>27<br>1B<br>26<br>1B<br>BB | C FF 94<br>X SL 84<br>0-1<br>27<br>FC4-6<br>1B | | 4<br>0 | 2<br>0 | 2<br>0 | 0<br>0 | 1<br>0 | 2<br>0 | 1<br>0 |
| 27 Mark Reynolds, R (1, 5)<br>OBP: 0.366, SLG: 0.556<br>11 Augie Ojeda, S (9, 5)<br>OBP: 0.319, SLG: 0.304 | S FF 91<br>S CU 75<br>B FF 91<br>X CU 74<br>1-2 ③<br>G5-3 | | C CU 72<br>X CU 72<br>0-1<br>2-H<br>HR | B SI 88<br>X SI 86<br>1-0 ①<br>F9 | | | F CH 79<br>1 SAFE<br>B CH 78<br>B FF 87<br>X CH 77<br>2-1<br>26<br>1B<br>24<br>2B<br>1-2<br>1B | C FF 94<br>X SI 94<br>0-1 ③<br>FC4-6<br>1-2f | | 5<br>0 | 2<br>0 | 2<br>0 | 2<br>0 | 0<br>0 | 0<br>0 | 1<br>0 |
| 26 Miguel Montero, L (1, 2)<br>OBP: 0.361, SLG: 0.485 | | C FF 90<br>B FF 90<br>B CH 81<br>F FF 90<br>S FF 92<br>2-3 ①<br>K | B FF 90<br>S FF 90<br>B CH 80<br>B FF 90<br>F FF 89<br>F FF 90<br>F SL 86<br>F FF 90<br>B FF 90<br>4-2<br>24<br>1B<br>BB | B SI 89<br>B CH 77<br>F SI 86<br>S SI 87<br>F CU 70<br>F SI 89<br>X FF 89<br>2-2 ②<br>F7 | | | X SI 89<br>0-0<br>24<br>2B<br>1-2<br>2-H<br>1B | | | 3 | 0 | 1 | 1 | 1 | 1 | 0 |
| 24 Chris Young, R (1, 8)<br>OBP: 0.292, SLG: 0.373 | | B FF 92<br>C CH 80<br>F FF 91<br>B CU 74<br>S FF 90<br>2-3 ②<br>K | S FF 87<br>B CU 73<br>F FF 88<br>F FF 89<br>D CU 72<br>X FF 89<br>2-2<br>1-2<br>1B | B CU 70<br>F SI 87<br>X SL 76<br>1-1 ③<br>P3 | | | B CU 70<br>B SL 78<br>C SL 76<br>X CU 69<br>2-1<br>1-3<br>2-H<br>2B | | | 4 | 0 | 2 | 1 | 0 | 1 | 0 |
| 29 Josh Whitesell, L (1, 3)<br>OBP: 0.348, SLG: 0.293 | | B FF 91<br>B FF 91<br>B FF 90<br>C FF 90<br>B FF 90<br>4-1<br>14<br>2B<br>BB | D CU 73<br>B CU 71<br>T FF 90<br>B FF 89<br>X FF 89<br>3-1 ③<br>F7 | | | F SI 88<br>X SI 90<br>0-1 ①<br>G6-3 | D CH 83<br>B FF 94<br>C FF 92<br>S FF 93<br>C FF 93<br>2-3 ③<br>K | | | 3 | 1 | 0 | 0 | 1 | 1 | 4 |
| 14 Ryan Roberts, R (1, 4)<br>OBP: 0.358, SLG: 0.370 | | X SL 84<br>0-0<br>1-H<br>2B | F SI 89<br>B CU 69<br>X SI 88<br>1-1 ①<br>F9 | | | X SI 89<br>0-0 ②<br>F7 | | B FF 92<br>X SI 92<br>1-0<br>18<br>HR<br>1B | | 4 | 1 | 2 | 1 | 0 | 0 | 0 |
| 39 Max Scherzer, R (1, 1)<br>OBP: 0.242, SLG: 0.281<br>55 Blaine Boyer, R (8, 1) | | B FF 89<br>B FF 90<br>F FF 89<br>X FF 89<br>2-1 ③<br>F7 | F SI 90<br>B CU 68<br>F SI 86<br>X SL 77<br>1-2 ②<br>G6-3 | | | C FF 89<br>X CU 75<br>0-1 ③<br>G5-3 | | C FF 94<br>B FF 94<br>C SI 94<br>B FF 95<br>S FF 94<br>2-3 ①<br>K | | 3<br>1 | 0<br>0 | 0<br>0 | 0<br>0 | 0<br>1 | 0<br>1 | 1<br>1 |
| Inning Stats | R: 1<br>E: 0<br>K: 1<br>S: 12<br>H: 2<br>LOB: 0<br>BB: 0<br>P: 17 | R: 1<br>E: 0<br>K: 2<br>S: 10<br>H: 1<br>LOB: 1<br>BB: 1<br>P: 20 | R: 2<br>E: 0<br>K: 0<br>S: 18<br>H: 3<br>LOB: 2<br>BB: 1<br>P: 32 | R: 1<br>E: 0<br>K: 1<br>S: 13<br>H: 2<br>LOB: 1<br>BB: 0<br>P: 17 | R: 0<br>E: 0<br>K: 0<br>S: 8<br>H: 0<br>LOB: 0<br>BB: 0<br>P: 12 | R: 0<br>E: 0<br>K: 0<br>S: 5<br>H: 0<br>LOB: 0<br>BB: 0<br>P: 5 | R: 2<br>E: 0<br>K: 2<br>S: 15<br>H: 3<br>LOB: 2<br>BB: 1<br>P: 27 | R: 2<br>E: 0<br>K: 1<br>S: 12<br>H: 3<br>LOB: 1<br>BB: 0<br>P: 17 | | 1B: 6<br>2B: 5<br>3B: 1<br>HR: 2<br>SF: 0<br>SAC: 0<br>DP: 0<br>HBP: 0 | | | | | | |

| | AB | 37 |
|---|---|---|
| | R | 9 |
| | H | 14 |
| | RBI | 9 |
| | BB | 3 |
| | SO | 7 |
| | LOB | 9 |

WP: 0 PA: 40
PB: 0
SB: 1
CS: 0

| PITCHER | | IP | WLS | BF | H | R | ER | SO | BB | IBB | HBP | BLK | WP | HR | S | P | ERA | WHIP |
|---|---|---|---|---|---|---|---|---|---|---|---|---|---|---|---|---|---|---|
| 50 Virgil Vasquez, R<br>ERA: 6.21 | (1, 1) | 3.0 | L | 16 | 6 | 4 | 4 | 3 | 2 | 0 | 0 | 0 | 0 | 1 | 40 | 69 | 12.00 | 2.667 |
| 27 Jeff Karstens, R<br>ERA: 4.4 | (4, 1) | 3.2 | | 17 | 5 | 3 | 3 | 2 | 1 | 0 | 0 | 0 | 0 | 0 | 38 | 56 | 7.36 | 1.636 |
| 52 Joel Hanrahan, R<br>ERA: 6.86 | (7, 1) | 0.1 | | 1 | 0 | 0 | 0 | 1 | 0 | 0 | 0 | 0 | 0 | 0 | 3 | 5 | 0.00 | 0.000 |
| 55 Matt Capps, R<br>ERA: 6.0 | (8, 1) | 1.0 | | 6 | 3 | 2 | 2 | 1 | 0 | 0 | 0 | 0 | 0 | 1 | 12 | 17 | 18.00 | 3.000 |

| PITCHER | IP | WLS | BF | H | R | ER | SO | BB | IBB | HBP | BLK | WP | HR | S | P | ERA | WHIP |
|---|---|---|---|---|---|---|---|---|---|---|---|---|---|---|---|---|---|

# Pittsburgh Pirates @ San Francisco Giants

AT&T Park, San Francisco, CA

Mon Jul 27 2009, 7:15 PM PDT

Att. 40,008 - Partly Cloudy - 63 F

TOP

livebaseballscorecards.com

| Batter | 1 | 2 | 3 | 4 | 5 | 6 | 7 | 8 | 9 | AB | R | H | RBI | BB | SO | LOB |
|---|---|---|---|---|---|---|---|---|---|---|---|---|---|---|---|---|
| 22 Andrew McCutchen, R (1, 8)<br>OBP: 0.341, SLG: 0.439 | C FF 94<br>F SL 82<br>B CH 85<br>F FF 95<br>S CH 86<br>1-3 ① K2-3 | | B FF 94<br>B FF 93<br>B SI 92<br>C FF 92<br>C SI 93<br>F SI 94<br>B SI 94<br>4-2 ① BB | | | F FF 92<br>C SI 92<br>X FF 94<br>0-2 ③ E6 24 2B 46 G3 | X CU 76<br>0-0 ③ L7 | | | 3 | 1 | 0 | 0 | 1 | 1 | 1 |
| 24 Delwyn Young, S (1, 4)<br>OBP: 0.383, SLG: 0.436 | T SI 95<br>C FF 94<br>B CH 86<br>S SI 95<br>1-3 ② K | | S SI 94<br>S FF 93<br>C FF 94<br>0-3 ③ K | | | F FF 92<br>F FF 93<br>1 SAFE<br>X FF 94<br>0-2 ② 46 G3 41 SF9 1-3 2B | | C CU 75<br>X CH 83<br>0-1 ① G4-3 | | 4 | 1 | 1 | 0 | 0 | 2 | 1 |
| 46 Garrett Jones, L (1, 9)<br>OBP: 0.379, SLG: 0.761 | B SI 96<br>B CH 83<br>S FF 95<br>F FF 94<br>X FF 94<br>2-2 ③ L7 | | | C CU 74<br>S CH 83<br>S CH 85<br>0-3 ① K | | D CU 76<br>X CU 77<br>1-0 ① G3 2-3 3-H | | C CU 73<br>F CU 78<br>S CH 86<br>0-3 ② K | | 4 | 0 | 0 | 1 | 0 | 2 | 1 |
| 41 Ryan Doumit, S (1, 2)<br>OBP: 0.269, SLG: 0.465 | | B FF 93<br>B SI 92<br>X FF 93<br>2-0 1B | | C CU 74<br>X FF 95<br>0-1 ② G3 | | C FF 94<br>X SI 93<br>0-1 ② SF9 3-H | | X CU 78<br>0-0 ③ P5 | | 3 | 0 | 1 | 1 | 0 | 0 | 0 |
| 51 Steve Pearce, R (1, 3)<br>OBP: 0.314, SLG: 0.355 | | B FF 92<br>X FF 92<br>1-0 ① F8 | | C SI 94<br>C CU 78<br>S CH 87<br>0-3 ③ K | | B CU 79<br>B CU 78<br>C FF 91<br>X FF 92<br>2-1 2B | | | C SI 91<br>C CU 77<br>B CH 86<br>S CH 86<br>1-3 ① K | 4 | 0 | 1 | 0 | 0 | 2 | 1 |
| 44 Brandon Moss, L (1, 7)<br>OBP: 0.312, SLG: 0.389 | | C CU 76<br>C FF 93<br>1 SAFE<br>S CH 85<br>0-3 ② K | | | B SI 92<br>B CH 83<br>B FF 92<br>C SI 89<br>B SI 90<br>4-1 15 CS BB | T SI 92<br>S CH 84<br>S SI 87<br>0-3 ③ K2-3 | | | X CH 84<br>0-0 ② F8 | 3 | 0 | 0 | 0 | 1 | 2 | 2 |
| 15 Andy LaRoche, R (1, 5)<br>OBP: 0.332, SLG: 0.374 | | B FF 92<br>C FF 94<br>C FF 94<br>C FF 94<br>1-3 ③ K | | | C CU 79<br>B FF 92<br>C CH 83<br>B SI 92<br>F FF 93<br>D CH 85<br>S CH 84<br>3-3 ①② K 1-2 | | B SI 91<br>X CU 78<br>1-0 ① F7 | | S SI 95<br>B CH 86<br>F CH 86<br>S CH 86<br>1-3 ③ K | 4 | 0 | 0 | 0 | 0 | 3 | 2 |
| 2 Jack Wilson, R (1, 6)<br>OBP: 0.304, SLG: 0.387 | | | X FF 93<br>0-0 ① F9 | | C SI 94<br>B FF 95<br>B CU 71<br>B FF 92<br>C SI 92<br>B CH 85<br>4-2 BB | | X FF 90<br>0-0 1B | | | 2 | 0 | 1 | 0 | 1 | 0 | 0 |
| 28 Paul Maholm, L (1, 1)<br>OBP: 0.140, SLG: 0.150<br>18 Jeff Salazar, L (7, PH)<br>OBP: 0.125, SLG: 0.067<br>47 Evan Meek, R (7, 1)<br>34 John Grabow, L (8, 1) | | | C SI 92<br>C FF 93<br>B CH 82<br>B SI 94<br>S CH 85<br>2-3 ② K | | C FF 92<br>B SI 92<br>C FF 92<br>C FF 93<br>1-3 ③ K | | C CU 76<br>B CU 78<br>B FF 93<br>D CH 83<br>S CH 82<br>F CH 83<br>S CH 85<br>3-3 ② K | | | 2 | 0 | 0 | 0 | 0 | 2 | 1 |
| | | | | | | | | | | 1 | 0 | 0 | 0 | 0 | 1 | 1 |
| | | | | | | | | | | 0 | 0 | 0 | 0 | 0 | 0 | 0 |
| | | | | | | | | | | 0 | 0 | 0 | 0 | 0 | 0 | 0 |

| | AB | 30 |
|---|---|---|
| | R | 2 |
| | H | 4 |
| | RBI | 2 |
| | BB | 3 |
| | SO | 15 |
| | LOB | 10 |

| Inning Stats | | | | | | | | | |
|---|---|---|---|---|---|---|---|---|---|
| | R: 0<br>E: 0<br>K: 2<br>S: 10 | H: 0<br>LOB: 0<br>BB: 0<br>P: 14 | R: 0<br>E: 0<br>K: 2<br>S: 8 | H: 1<br>LOB: 1<br>BB: 0<br>P: 12 | R: 0<br>E: 0<br>K: 2<br>S: 10 | H: 0<br>LOB: 1<br>BB: 1<br>P: 16 | R: 0<br>E: 0<br>K: 2<br>S: 8 | H: 0<br>LOB: 0<br>BB: 0<br>P: 8 | R: 0<br>E: 0<br>K: 2<br>S: 10 | H: 0<br>LOB: 1<br>BB: 2<br>P: 22 | R: 2<br>E: 1<br>K: 1<br>S: 14 | H: 2<br>LOB: 1<br>BB: 0<br>P: 17 | R: 0<br>E: 0<br>K: 1<br>S: 7 | H: 1<br>LOB: 1<br>BB: 0<br>P: 11 | R: 0<br>E: 0<br>K: 1<br>S: 6 | H: 0<br>LOB: 0<br>BB: 0<br>P: 6 | R: 0<br>E: 0<br>K: 2<br>S: 7 | H: 0<br>LOB: 0<br>BB: 0<br>P: 9 | 1B: 2<br>2B: 3<br>3B: 0<br>HR: 0 | SF: 1<br>SAC: 0<br>DP: 1<br>HBP: 0 | WP: 0<br>PB: 0<br>SB: 0<br>CS: 1 | PA: 34 |

| PITCHER | IP | WLS | BF | H | R | ER | SO | BB | IBB | HBP | BLK | WP | HR | S | P | ERA | WHIP |
|---|---|---|---|---|---|---|---|---|---|---|---|---|---|---|---|---|---|
| 55 Tim Lincecum, R (1, 1)<br>ERA: 2.3 | 9.0 | W | 34 | 4 | 2 | 0 | 15 | 3 | 0 | 0 | 0 | 0 | 0 | 80 | 115 | 0.00 | 0.778 |

| PITCHER | IP | WLS | BF | H | R | ER | SO | BB | IBB | HBP | BLK | WP | HR | S | P | ERA | WHIP |
|---|---|---|---|---|---|---|---|---|---|---|---|---|---|---|---|---|---|

| Batter | 1 | 2 | 3 | 4 | 5 | 6 | 7 | 8 | 9 | AB | R | H | RBI | BB | SO | LOB |
|---|---|---|---|---|---|---|---|---|---|---|---|---|---|---|---|---|
| 59 Andres Torres, S (1, 8)<br>OBP: 0.337, SLG: 0.494 | B SI 88<br>B SI 90<br>C FF 89<br>L CH 84<br>F SI 88<br>B CH 85<br>F FF 91<br>X SI 91<br>3-2 ① G6-3 | C CH 84<br>S CU 76<br>B CU 75<br>X CU 76<br>1-2 2 1B 1-H 2-H 3B | | | B CH 82<br>F CH 84<br>X FF 89<br>1-1 ① F8 | | X FF 94<br>0-0 ② B1-3 | | | 4 | 1 | 1 | 2 | 0 | 0 | 0 |
| 2 Randy Winn, S (1, 9)<br>OBP: 0.322, SLG: 0.392 | B SI 90<br>X SI 90<br>1-0 ② G6-3 | C CU 75<br>F FC 85<br>X SL 83<br>0-2 ③ 3-H 1B | | | C CU 73<br>C SI 90<br>X CU 75<br>0-2 E1 48 1B | | B FF 94<br>C FF 91<br>S FF 94<br>X CU 82<br>1-2 ③ L1 | | | 4 | 0 | 2 | 1 | 0 | 0 | 0 |
| 48 Pablo Sandoval, S (1, 5)<br>OBP: 0.377, SLG: 0.556 | B SI 90<br>X CH 84<br>1-0 1 2B | | B CH 83<br>B CH 83<br>X SI 90<br>2-0 ① G6-3 | | C CH 84<br>X SI 90<br>0-1 2-3 1B | | | B FF 89<br>F CH 82<br>B CH 81<br>B FF 89<br>S FF 90<br>F FF 89<br>F FF 89<br>F FF 91<br>X CH 82<br>3-2 1 G6-4-3 1B | | 4 | 1 | 3 | 0 | 0 | 0 | 0 |
| 1 Bengie Molina, R (1, 2)<br>OBP: 0.271, SLG: 0.424 | X SI 90<br>0-0 2-H 2B | | B CU 74<br>C CU 73<br>F CH 84<br>S SL 81<br>1-3 ② K | | F FF 86<br>F CU 76<br>S FF 90<br>0-3 ② K | | | X CH 83<br>0-0 ① ② 1-2f G6-4-3 | | 4 | 0 | 1 | 1 | 0 | 2 | 3 |
| 16 Edgar Renteria, R (1, 6)<br>OBP: 0.309, SLG: 0.315 | F SI 88<br>C FF 90<br>B CU 74<br>B SL 82<br>B FF 90<br>X FF 91<br>3-2 ③ G5-3 | | X SI 86<br>0-0 ③ G5-3 | | B SI 85<br>S CU 76<br>X CU 76<br>1-1 ③ F8 | | | B FF 90<br>B CH 81<br>B CH 82<br>C FF 88<br>F CH 82<br>F FF 91<br>F FF 88<br>B CH 83<br>4-2 8 BB 35 BB BB | | 3 | 0 | 0 | 0 | 1 | 0 | 3 |
| 29 Jesus Guzman, R (1, 3)<br>OBP: 0.154, SLG: 0.154<br>35 Travis Ishikawa, L (7, 3)<br>OBP: 0.321, SLG: 0.411 | | F SI 87<br>B FF 89<br>C CH 84<br>F CU 75<br>X SI 90<br>1-2 8 1B 55 FC5-2 1B | | F CH 82<br>X FF 88<br>0-1 ① G5-3 | | B CH 82<br>X SI 89<br>2-0 ① G4-3 | | B FF 90<br>B SL 84<br>D CH 81<br>B FF 90<br>4-0 8 BB 1-2 BB | | 3<br>0 | 0<br>0 | 1<br>0 | 0<br>0 | 0<br>1 | 0<br>0 | 0<br>0 |
| 8 Eugenio Velez, S (1, 7)<br>OBP: 0.244, SLG: 0.231 | | S CH 84<br>B FF 88<br>X CH 84<br>1-1 55 FC5-2 5 FC5 1-3 1B | | F SI 89<br>X SI 90<br>0-1 ② G5-3 | | X SI 90<br>0-0 ② G5-3 | | B CH 83<br>C CH 81<br>D CH 83<br>B CH 81<br>B FF 90<br>4-1 1-2 2-3 BB | | 3 | 0 | 1 | 0 | 1 | 0 | 0 |
| 5 Juan Uribe, R (1, 4)<br>OBP: 0.310, SLG: 0.431 | | X CH 84<br>0-0 FC5 59 WP 55 FC5-2 59 3B 1-2 | | B CU 74<br>C CU 72<br>B SI 89<br>F SI 91<br>B FF 90<br>B SI 91<br>4-2 55 WP BB | | C SI 90<br>B CH 85<br>F CH 81<br>B FF 89<br>X CU 75<br>2-2 ③ F7 | | C CH 82<br>B CH 84<br>X CH 83<br>1-1 ③ F7 | | 3 | 1 | 0 | 0 | 1 | 0 | 5 |
| 55 Tim Lincecum, L (1, 1)<br>OBP: 0.224, SLG: 0.182 | | X FF 90<br>0-0 ① ② FC5-2 59 WP 59 3B 1-2 2-3 3-H | | C SI 90<br>S CU 75<br>B CU 76<br>S SL 82<br>1-3 ③ K 1-2 | | | C FF 91<br>B FF 91<br>F FF 88<br>C CU 77<br>1-3 ① K | | | 3 | 1 | 0 | 0 | 0 | 2 | 4 |
| Inning Stats | R: 1 H: 2<br>E: 0 LOB: 1<br>K: 0 BB: 0<br>S: 11 P: 19 | R: 3 H: 4<br>E: 0 LOB: 1<br>K: 0 BB: 0<br>S: 14 P: 17 | R: 0 H: 0<br>E: 0 LOB: 0<br>K: 1 BB: 0<br>S: 5 P: 8 | R: 0 H: 0<br>E: 0 LOB: 1<br>K: 1 BB: 1<br>S: 9 P: 14 | R: 0 H: 2<br>E: 1 LOB: 2<br>K: 1 BB: 0<br>S: 12 P: 14 | R: 0 H: 0<br>E: 0 LOB: 0<br>K: 0 BB: 0<br>S: 5 P: 9 | R: 0 H: 0<br>E: 0 LOB: 0<br>K: 1 BB: 0<br>S: 7 P: 9 | R: 0 H: 1<br>E: 0 LOB: 3<br>K: 0 BB: 3<br>S: 14 P: 30 | | 1B: 6 SF: 0<br>2B: 2 SAC: 0<br>3B: 1 DP: 2<br>HR: 0 HBP: 0 | | | | | | |

BOTTOM

# Pittsburgh Pirates @ San Francisco Giants

AT&T Park, San Francisco, CA

Mon Jul 27 2009, 7:15 PM PDT

Att. 40,008 - Partly Cloudy - 63 F

livebaseballscorecards.com

| | |
|---|---|
| AB | 31 |
| R | 4 |
| H | 9 |
| RBI | 4 |
| BB | 4 |
| SO | 4 |
| LOB | 15 |

WP: 2 PA: 35
PB: 0
SB: 0
CS: 0

| PITCHER | | IP | WLS | BF | H | R | ER | SO | BB | IBB | HBP | BLK | WP | HR | S | P | ERA | WHIP |
|---|---|---|---|---|---|---|---|---|---|---|---|---|---|---|---|---|---|---|
| 28 Paul Maholm, L<br>ERA: 4.7 | (1, 1) | 6.0 | L | 26 | 8 | 4 | 4 | 3 | 1 | 0 | 0 | 0 | 2 | 0 | 56 | 81 | 6.00 | 1.500 |
| 47 Evan Meek, R<br>ERA: 3.54 | (7, 1) | 1.0 | | 3 | 0 | 0 | 0 | 1 | 0 | 0 | 0 | 0 | 0 | 0 | 7 | 9 | 0.00 | 0.000 |
| 34 John Grabow, L<br>ERA: 3.57 | (8, 1) | 1.0 | | 6 | 1 | 0 | 0 | 0 | 3 | 0 | 0 | 0 | 0 | 0 | 14 | 30 | 0.00 | 4.000 |

| PITCHER | IP | WLS | BF | H | R | ER | SO | BB | IBB | HBP | BLK | WP | HR | S | P | ERA | WHIP |
|---|---|---|---|---|---|---|---|---|---|---|---|---|---|---|---|---|---|

# Pittsburgh Pirates @ San Francisco Giants

AT&T Park, San Francisco, CA

Tue Jul 28 2009, 7:15 PM PDT

Att. 35,972 - Cloudy - 57 F

TOP

livebaseballscorecards.com

| Batter | 1 | 2 | 3 | 4 | 5 | 6 | 7 | 8 | 9 | AB | R | H | RBI | BB | SO | LOB |
|---|---|---|---|---|---|---|---|---|---|---|---|---|---|---|---|---|
| 22 Andrew McCutchen, R (1, 8)<br>OBP: 0.338, SLG: 0.438 | X SI 87<br>0-0<br>24<br>1B<br>2B | | C SI 86<br>X CH 74<br>0-1 ①<br>F8 | 1 SAFE<br>C CU 71<br>F CU 73<br>B SI 87<br>1 SAFE<br>1 SAFE<br>F SI 88<br>X CH 74<br>1-2 ③<br>FC6-4<br>1-2f | | C FF 89<br>F SL 78<br>S SL 76<br>0-3 ③<br>K | | | C FF 95<br>B SL 89<br>B FF 97<br>F FF 96<br>F FF 96<br>S SL 91<br>2-3 ①<br>K | 5 | 1 | 1 | 0 | 0 | 2 | 3 |
| 24 Delwyn Young, S (1, 9)<br>OBP: 0.389, SLG: 0.437 | C SI 87<br>X SI 88<br>0-1 ①<br>2-H<br>1B | | C SI 86<br>F SI 87<br>F SI 87<br>X FC 80<br>0-2 ②<br>P5 | | F FC 78<br>C FC 78<br>X SI 87<br>0-2<br>1B | | C SI 92<br>B CH 85<br>F CH 85<br>F CU 78<br>B FF 94<br>F CH 86<br>B FF 95<br>B SI 93<br>4-2<br>41<br>FC5-4<br>BB | | B FF 95<br>B FF 97<br>X FF 96<br>2-0<br>E5 | 4 | 0 | 2 | 1 | 1 | 0 | 0 |
| 46 Garrett Jones, L (1, 7)<br>OBP: 0.370, SLG: 0.742 | C CU 72<br>F CU 74<br>F FC 82<br>F<br>B FC 81<br>X SI 87<br>1-2 ②<br>P6 | | B SI 89<br>B FC 79<br>X FC 79<br>2-0<br>41<br>1B<br>2B | | C SI 87<br>S FF 88<br>B FF 88<br>F CU 75<br>F FC 80<br>B SI 88<br>X SI 88<br>2-2 ①<br>P5 | | C SI 94<br>F SI 94<br>B SI 95<br>X CU 78<br>1-2 ①<br>F8 | | B FF 97<br>1 SAFE<br>F FF 96<br>F SL 88<br>X FF 97<br>1-2 ②<br>F8 | 5 | 0 | 1 | 0 | 0 | 0 | 3 |
| 41 Ryan Doumit, S (1, 2)<br>OBP: 0.274, SLG: 0.462 | B CU 74<br>B CH 75<br>B FC 77<br>C SI 87<br>X CH 74<br>3-1<br>1B | | C CU 73<br>X CH 75<br>0-1<br>51<br>BB<br>2-3<br>1B | | F FC 80<br>F FF 86<br>B SI 87<br>C CU 74<br>1-3 ②<br>K | | B FF 94<br>F SI 95<br>1 SAFE<br>S SI 93<br>F FF 94<br>X CU 78<br>1-2 ②<br>FC5-4<br>1-2f | | C SL 90<br>B SL 88<br>F FF 97<br>C SL 88<br>1-3 ③<br>K | 5 | 0 | 2 | 0 | 0 | 2 | 3 |
| 51 Steve Pearce, R (1, 3)<br>OBP: 0.308, SLG: 0.324 | B SI 88<br>F SI 87<br>1 SAFE<br>C CU 73<br>S CU 74<br>1-3 ③<br>K | | B SI 87<br>B SI 86<br>B CH 75<br>B SI 86<br>4-0<br>1-2<br>BB | | C CU 72<br>1 SAFE<br>F CU 73<br>1 SAFE<br>X CU 74<br>0-2 ③<br>F9 | | D CU 78<br>X SI 94<br>1-0 ③<br>L6 | | | 3 | 0 | 0 | 0 | 1 | 1 | 3 |
| 15 Andy LaRoche, R (1, 5)<br>OBP: 0.333, SLG: 0.377 | | C SI 86<br>X CH 74<br>0-1 ①<br>G4-3 | C SI 87<br>F FC 81<br>B FC 82<br>D FC 82<br>F SI 89<br>X FC 81<br>2-2 ③<br>F9 | | | B CH 75<br>B CH 73<br>B SI 87<br>B SI 86<br>4-0<br>5<br>1B<br>BB | | B SI 92<br>X SI 90<br>1-0<br>5<br>G3<br>36<br>SF7<br>2B | | 3 | 1 | 1 | 0 | 1 | 0 | 3 |
| 5 Ramón Vázquez, L (1, 4)<br>OBP: 0.355, SLG: 0.283 | | C SI 87<br>C CU 73<br>F FC 81<br>B SI 85<br>F SI 85<br>S SI 86<br>1-3 ②<br>K | | F SI 87<br>B SI 87<br>B SI 85<br>C FC 78<br>X FC 80<br>2-2 ①<br>G4-3 | | C FC 79<br>C SI 87<br>X FC 79<br>0-2<br>1-2<br>1B | | X SI 94<br>0-0 ①<br>G3<br>2-3 | | 4 | 0 | 1 | 0 | 0 | 1 | 1 |
| 36 Luis Alfonso Cruz, R (1, 6)<br>OBP: 0.375, SLG: 0.429 | | X SI 87<br>0-0<br>1B | C CU 72<br>B CH 75<br>X CH 75<br>1-1<br>22<br>FC6-4<br>1B | | | D CU 71<br>F CH 73<br>X CU 73<br>1-1 ①<br>F8 | | B CU 70<br>X CU 68<br>1-0 ②<br>SF7<br>3-H | | 3 | 0 | 2 | 1 | 0 | 0 | 2 |
| 37 Charlie Morton, R (1, 1)<br>OBP: 0.083, SLG: 0.083<br>43 Jesse Chavez, R (7, 1)<br>44 Brandon Moss, L (8, PH)<br>OBP: 0.311, SLG: 0.387<br>52 Joel Hanrahan, R (8, 1) | | B SI 86<br>F SI 87<br>F SI 88<br>B CU 74<br>S CU 73<br>2-3 ③<br>K | | 1 SAFE<br>L SI 85<br>L SI 86<br>L CU 72<br>0-3 ②<br>K | | B SI 87<br>L SI 85<br>M SI 86<br>L CU 74<br>1-3 ②<br>K | | B FF 89<br>B CH 78<br>B FC 89<br>C SI 89<br>C CU 68<br>S CU 68<br>3-3 ③<br>K | | 3<br>0<br>1<br>0 | 0<br>0<br>0<br>0 | 0<br>0<br>0<br>0 | 0<br>0<br>0<br>0 | 3<br>0<br>1<br>0 | 4<br>0<br>0<br>0 |

| | AB | 36 |
|---|---|---|
| | R | 2 |
| | H | 10 |
| | RBI | 2 |
| | BB | 3 |
| | SO | 10 |
| | LOB | 22 |

| Inning Stats | | | | | | | | | | | | | | | | | | | | | | | | |
|---|---|---|---|---|---|---|---|---|---|---|---|---|---|---|---|---|---|---|---|---|---|---|---|---|
| | R: 1<br>E: 0<br>K: 1<br>S: 13 | H: 3<br>LOB: 1<br>BB: 0<br>P: 18 | R: 0<br>E: 0<br>K: 2<br>S: 11 | H: 1<br>LOB: 1<br>BB: 0<br>P: 14 | R: 0<br>E: 0<br>K: 0<br>S: 13 | H: 2<br>LOB: 3<br>BB: 1<br>P: 21 | R: 0<br>E: 0<br>K: 1<br>S: 12 | H: 1<br>LOB: 1<br>BB: 0<br>P: 16 | R: 0<br>E: 0<br>K: 1<br>S: 14 | H: 1<br>LOB: 1<br>BB: 0<br>P: 17 | R: 0<br>E: 0<br>K: 2<br>S: 11 | H: 1<br>LOB: 2<br>BB: 1<br>P: 17 | R: 0<br>E: 0<br>K: 0<br>S: 12 | H: 0<br>LOB: 1<br>BB: 1<br>P: 19 | R: 1<br>E: 0<br>K: 1<br>S: 6 | H: 1<br>LOB: 0<br>BB: 0<br>P: 11 | R: 0<br>E: 1<br>K: 2<br>S: 11 | H: 0<br>LOB: 1<br>BB: 0<br>P: 17 | 1B: 7<br>2B: 3<br>3B: 0<br>HR: 0 | SF: 1<br>SAC: 0<br>DP: 0<br>HBP: 0 | WP: 0<br>PB: 0<br>SB: 0<br>CS: 0 | PA: 40 | |

| PITCHER | | IP | WLS | BF | H | R | ER | SO | BB | IBB | HBP | BLK | WP | HR | S | P | ERA | WHIP |
|---|---|---|---|---|---|---|---|---|---|---|---|---|---|---|---|---|---|---|
| 75 Barry Zito, L<br>ERA: 4.54 | (1, 1) | 5.2 | | 27 | 9 | 1 | 1 | 6 | 2 | 0 | 0 | 0 | 0 | 0 | 71 | 100 | 1.59 | 1.941 |
| 54 Sergio Romo, R<br>ERA: 6.0 | (6, 1) | 0.1 | W | 1 | 0 | 0 | 0 | 1 | 0 | 0 | 0 | 0 | 0 | 0 | 3 | 3 | 0.00 | 0.000 |
| 41 Jeremy Affeldt, L<br>ERA: 1.33 | (7, 1) | 1.1 | H | 6 | 1 | 1 | 1 | 0 | 1 | 0 | 0 | 0 | 0 | 0 | 14 | 22 | 6.75 | 1.500 |
| 49 Brandon Medders, R<br>ERA: 2.38 | (8, 1) | 0.2 | H | 2 | 0 | 0 | 0 | 1 | 0 | 0 | 0 | 0 | 0 | 0 | 4 | 8 | 0.00 | 0.000 |
| 38 Brian Wilson, R<br>ERA: 3.18 | (9, 1) | 1.0 | S | 4 | 0 | 0 | 0 | 2 | 0 | 0 | 0 | 0 | 0 | 0 | 11 | 17 | 0.00 | 0.000 |

| PITCHER | IP | WLS | BF | H | R | ER | SO | BB | IBB | HBP | BLK | WP | HR | S | P | ERA | WHIP |
|---|---|---|---|---|---|---|---|---|---|---|---|---|---|---|---|---|---|

# Pittsburgh Pirates @ San Francisco Giants

AT&T Park, San Francisco, CA

Tue Jul 28 2009, 7:15 PM PDT

Att. 35,972 - Cloudy - 57 F

livebaseballscorecards.com

## BOTTOM

| Batter | 1 | 2 | 3 | 4 | 5 | 6 | 7 | 8 | 9 | AB | R | H | RBI | BB | SO | LOB |
|---|---|---|---|---|---|---|---|---|---|---|---|---|---|---|---|---|
| 59 Andres Torres, S (1, 8)<br>OBP: 0.340, SLG: 0.494 | C FF 93<br>B SI 89<br>M FF 90<br>S FF 94<br>1-3 ① K | | B CH 82<br>C FF 93<br>X CH 84<br>1-1 ① G3 | | L CH 81<br>X FF 93<br>0-1 ① F7 | | B FF 95<br>X FF 95<br>1-0 2 SH5-4 48 1B 2B | S FF 94<br>F FF 94<br>H FF 94<br>1-2 HBP | | 4 | 1 | 1 | 0 | 0 | 1 | 1 |
| 2 Randy Winn, S (1, 9)<br>OBP: 0.322, SLG: 0.389 | B FF 90<br>X FF 89<br>1-0 ② P6 | | C FF 89<br>B CH 82<br>F SI 90<br>F FF 93<br>F SL 87<br>B CH 82<br>X FF 94<br>2-2 ② F8 | | B CU 80<br>B CU 79<br>B FF 92<br>B FF 92<br>4-0 1-2 BB | | B FF 95<br>C FF 94<br>X FF 95<br>1-1 ① SH5-4 2-3 | B SL 82<br>B FF 95<br>F FF 93<br>X FF 94<br>2-1 ③ F9 | | 3 | 0 | 0 | 0 | 1 | 0 | 2 |
| 48 Pablo Sandoval, S (1, 5)<br>OBP: 0.378, SLG: 0.555 | C FF 89<br>X SI 87<br>0-1 1 FC5-4 1B | | F CU 81<br>S FF 94<br>B FF 93<br>S CU 80<br>1-3 ③ K | | S CU 80<br>F CU 80<br>X FF 94<br>0-2 ② F8 | | D CH 87<br>X CH 86<br>1-0 1 1B 3-H 1B | | | 4 | 0 | 2 | 1 | 0 | 1 | 2 |
| 1 Bengie Molina, R (1, 2)<br>OBP: 0.274, SLG: 0.425 | B SI 88<br>B FF 93<br>C FF 93<br>X FF 89<br>2-1 ③ FC5-4 1-2f | | | B FF 93<br>B CU 80<br>X FF 90<br>2-0 8 BB 1B | C CU 81<br>S CU 81<br>B CU 82<br>F CU 82<br>S FF 94<br>1-3 ③ K | | X FC 90<br>0-0 1-3 1B | | | 4 | 0 | 2 | 0 | 0 | 1 | 3 |
| 14 Fred Lewis, L (1, 7)<br>OBP: 0.341, SLG: 0.393 | | X FF 94<br>0-0 ① G1-3 | | B SI 86<br>F SI 88<br>S FF 93<br>C FF 94<br>1-3 ① K | | B CH 82<br>C CH 83<br>S CU 81<br>B FF 93<br>X CU 82<br>2-2 23 S 8 2B 1B | F FF 94<br>B FF 94<br>B FF 94<br>X FF 93<br>2-1 ② P5 | | | 4 | 1 | 1 | 0 | 0 | 1 | 3 |
| 23 Ryan Garko, R (1, 3)<br>OBP: 0.356, SLG: 0.457<br>38 Brian Wilson, R (9, 1) | | B FF 94<br>X SL 89<br>1-0 ② F8 | | C FF 94<br>B CU 81<br>X FF 88<br>1-1 ② P6 | | 1 SAFE<br>B FF 92<br>B CH 81<br>1 SAFE<br>C CH 81<br>F FF 93<br>D CU 82<br>X FF 94<br>3-2 ① L4 1-2 | X FC 88<br>0-0 ③ G5-3 | | | 4<br>0 | 0<br>0 | 0<br>0 | 0<br>0 | 0<br>0 | 0<br>0 | 4<br>0 |
| 8 Eugenio Velez, S (1, 4)<br>OBP: 0.289, SLG: 0.357 | | B FF 94<br>B SI 88<br>X FF 91<br>2-0 HR | | S FF 94<br>S FF 94<br>F FF 95<br>F FF 94<br>F FF 93<br>B CU 81<br>B CU 81<br>B FF 93<br>B FF 89<br>4-2 1-2 BB | | B CU 79<br>B CU 80<br>X FF 93<br>2-0 5 F9 2-H 2B | | B FF 95<br>B FF 93<br>X FF 93<br>2-0 ① F7 | | 3 | 1 | 2 | 2 | 1 | 0 | 0 |
| 5 Juan Uribe, R (1, 6)<br>OBP: 0.313, SLG: 0.432 | | B FF 93<br>F FF 89<br>B FF 94<br>X FF 89<br>2-1 75 FC6 1B | | C CU 81<br>S CU 81<br>F FF 94<br>S CU 81<br>0-3 ③ K | | B CU 81<br>B FF 88<br>B CU 79<br>X FF 93<br>3-0 ② F9 2-3 | | B FF 94<br>F FF 94<br>B FF 94<br>F FF 94<br>X SL 83<br>2-2 35 S 1B | | 4 | 0 | 2 | 0 | 0 | 1 | 3 |
| 75 Barry Zito, L (1, 1)<br>OBP: 0.176, SLG: 0.125<br>54 Sergio Romo, R (6, 1)<br>29 Jesus Guzman, R (6, PH)<br>OBP: 0.143, SLG: 0.143<br>41 Jeremy Affeldt, L (7, 1)<br>OBP: 0.500, SLG: 0.500<br>49 Brandon Medders, R (8, 1)<br>35 Travis Ishikawa, L (8, PH)<br>OBP: 0.319, SLG: 0.409<br>(9, 3) | | C SI 88<br>F FF 93<br>X FF 93<br>0-2 ③ FC6 1-2f | | | B FF 87<br>B FF 87<br>C FF 92<br>B FF 92<br>B FF 92<br>4-1 2 BB BB | F FF 94<br>B CU 80<br>F SI 89<br>B FF 94<br>F CU 80<br>F FF 94<br>F FF 94<br>X CU 79<br>2-2 ③ P5 | | 1 SAFE<br>B FF 94<br>F FF 94<br>1 SAFE<br>F FF 94<br>B SL 83<br>B FF 95<br>S FF 94<br>3-3 ② K 1-2 | | 1<br>0<br>1<br>0<br>0<br>0<br>1 | 0<br>0<br>0<br>0<br>0<br>0<br>0 | 0<br>0<br>0<br>0<br>0<br>0<br>1 | 0<br>0<br>0<br>0<br>0<br>0<br>1 | 0<br>0<br>0<br>0<br>0<br>0<br>1 | 1<br>0<br>1<br>0<br>0<br>0<br>1 | 1<br>0<br>1<br>0<br>0<br>0<br>1 |
| Inning Stats | R: 0<br>E: 0<br>K: 1<br>S: 8<br>H: 1<br>LOB: 1<br>BB: 0<br>P: 12 | R: 1<br>E: 0<br>K: 0<br>S: 8<br>H: 2<br>LOB: 1<br>BB: 0<br>P: 13 | R: 0<br>E: 0<br>K: 1<br>S: 10<br>H: 0<br>LOB: 0<br>BB: 0<br>P: 14 | R: 0<br>E: 0<br>K: 2<br>S: 15<br>H: 1<br>LOB: 2<br>BB: 1<br>P: 23 | R: 0<br>E: 0<br>K: 1<br>S: 10<br>H: 0<br>LOB: 2<br>BB: 2<br>P: 19 | R: 1<br>E: 0<br>K: 0<br>S: 14<br>H: 2<br>LOB: 1<br>BB: 0<br>P: 26 | R: 1<br>E: 0<br>K: 0<br>S: 8<br>H: 3<br>LOB: 2<br>BB: 0<br>P: 13 | R: 0<br>E: 0<br>K: 1<br>S: 11<br>H: 1<br>LOB: 2<br>BB: 0<br>P: 21 | | 1B: 7<br>2B: 2<br>3B: 0<br>HR: 1<br>SF: 0<br>SAC: 1<br>DP: 0<br>HBP: 1 | | | WP: 0<br>PB: 0<br>SB: 2<br>CS: 0<br>PA: 38 | |

| | AB | 33 |
|---|---|---|
| | R | 3 |
| | H | 10 |
| | RBI | 3 |
| | BB | 3 |
| | SO | 6 |
| | LOB | 21 |

| PITCHER | | IP | WLS | BF | H | R | ER | SO | BB | IBB | HBP | BLK | WP | HR | S | P | ERA | WHIP |
|---|---|---|---|---|---|---|---|---|---|---|---|---|---|---|---|---|---|---|
| 37 Charlie Morton, R<br>ERA: 3.72 | (1, 1) | 6.0 | L | 27 | 6 | 2 | 2 | 5 | 3 | 0 | 0 | 0 | 0 | 1 | 65 | 107 | 3.00 | 1.500 |
| 43 Jesse Chavez, R<br>ERA: 3.7 | (7, 1) | 1.0 | | 6 | 3 | 1 | 1 | 0 | 0 | 0 | 0 | 0 | 0 | 0 | 8 | 13 | 9.00 | 3.000 |
| 52 Joel Hanrahan, R<br>ERA: 6.7 | (8, 1) | 1.0 | | 5 | 1 | 0 | 0 | 1 | 0 | 0 | 1 | 0 | 0 | 0 | 11 | 21 | 0.00 | 1.000 |

| PITCHER | IP | WLS | BF | H | R | ER | SO | BB | IBB | HBP | BLK | WP | HR | S | P | ERA | WHIP |
|---|---|---|---|---|---|---|---|---|---|---|---|---|---|---|---|---|---|

# Pittsburgh Pirates @ San Francisco Giants

AT&T Park, San Francisco, CA

Wed Jul 29 2009, 12:45 PM PDT

Att. 37,582 - Partly Cloudy - 68 F

livebaseballscorecards.com

| Batter | 1 | 2 | 3 | 4 | 5 | 6 | 7 | 8 | 9 | 10 | AB | R | H | RBI | BB | SO | LOB |
|---|---|---|---|---|---|---|---|---|---|---|---|---|---|---|---|---|---|
| 22 Andrew McCutchen, R (1, 8)<br>OBP: 0.332, SLG: 0.430 | C FF 92<br>X SL 86<br>0-1<br>F8 ① | | C SL 88<br>X FF 92<br>0-1<br>F9 ② | | | C SI 91<br>C SL 86<br>S FF 94<br>0-3<br>K ① | | 1 SAFE<br>1 SAFE<br>1 SAFE<br>X FF 92<br>0-0<br>F8 ③ | | | 4 | 0 | 0 | 0 | 0 | 1 | 2 |
| 15 Andy LaRoche, R (1, 5)<br>OBP: 0.330, SLG: 0.372 | C FF 92<br>C FF 93<br>X SL 87<br>0-2<br>F9 ② | | C FF 92<br>X SL 88<br>0-1<br>P2 ③ | | | S FF 94<br>C FF 94<br>B FF 95<br>X SI 94<br>1-2<br>G4-3 ② | | | B FF 94<br>C SL 86<br>S SL 86<br>B FF 95<br>X SL 87<br>2-2<br>G6-3 ① | | 4 | 0 | 0 | 0 | 0 | 0 | 1 |
| 24 Delwyn Young, S (1, 4)<br>OBP: 0.381, SLG: 0.427 | C SI 93<br>B CH 88<br>X FF 93<br>1-1<br>P5 ③ | | | B CU 77<br>X CH 86<br>1-0<br>G3-1 ① | | S CH 88<br>B CH 88<br>T FF 94<br>B FF 95<br>X FF 94<br>2-2<br>F7 ③ | | | F CH 87<br>B CH 87<br>F SI 92<br>F FF 95<br>F FF 94<br>S CH 88<br>1-3<br>K ② | | 4 | 0 | 0 | 0 | 0 | 1 | 0 |
| 46 Garrett Jones, L (1, 7)<br>OBP: 0.375, SLG: 0.729 | | C SI 92<br>X CH 85<br>0-1<br>44<br>S<br>1B | | C CH 86<br>B SI 93<br>B CU 77<br>B CH 87<br>S SI 93<br>F SI 93<br>F CH 88<br>X CH 88<br>3-2<br>F7 ② | | | B CU 78<br>B SI 92<br>B SI 92<br>B SI 92<br>4-0<br>51<br>CS<br>BB | | C CU 79<br>X CU 78<br>0-1<br>G6-3 ③ | | 3 | 0 | 1 | 0 | 1 | 0 | 0 |
| 51 Steve Pearce, R (1, 3)<br>OBP: 0.279, SLG: 0.289 | | F FF 91<br>C CU 78<br>B SL 87<br>C FF 92<br>1-3<br>K ① | | B CU 78<br>C CU 77<br>B CU 79<br>S FF 94<br>B SL 86<br>X SL 87<br>3-2<br>P5 ③ | | | B CU 76<br>B CU 76<br>C FF 93<br>1 SAFE<br>1 SAFE<br>S FF 92<br>B CU 78<br>X SL 86<br>3-2<br>1-2<br>F9 ①② | | | X FF 94<br>0-0<br>P4 ① | 4 | 0 | 0 | 0 | 0 | 1 | 2 |
| 44 Brandon Moss, L (1, 9)<br>OBP: 0.310, SLG: 0.385 | | B FF 92<br>S CU 77<br>F CH 87<br>D CH 88<br>B CU 77<br>C CH 87<br>3-3<br>1-2<br>K ② | | | B CH 85<br>S FF 92<br>B CH 85<br>B CH 86<br>F SI 91<br>F SI 92<br>X CH 86<br>3-2<br>5<br>FC3-6<br>1B | | X FF 94<br>0-0<br>L6 ③ | | | C FF 94<br>B FF 94<br>B SL 88<br>F SL 88<br>F FF 96<br>F SI 95<br>B FF 96<br>F SL 87<br>S FF 96<br>3-3<br>K ② | 4 | 0 | 1 | 0 | 0 | 2 | 1 |
| 5 Ramón Vázquez, L (1, 6)<br>OBP: 0.346, SLG: 0.275 | | B FF 93<br>S FF 93<br>X CH 86<br>1-1<br>G4-3 ③ | | | B FF 92<br>F SI 90<br>F SI 91<br>F FF 92<br>F FF 92<br>X CH 87<br>1-2<br>1-2f<br>FC3-6 ① | | | C SI 91<br>X CH 87<br>0-1<br>G4-3 ① | | C FF 95<br>C FF 96<br>B SI 96<br>S SL 88<br>1-3<br>K | 4 | 0 | 0 | 0 | 0 | 1 | 2 |
| 35 Jason Jaramillo, S (1, 2)<br>OBP: 0.325, SLG: 0.386<br>55 Matt Capps, R (10, 1) | | | C FF 91<br>B FF 92<br>F CH 86<br>X FF 94<br>1-2<br>57<br>SH3-4<br>1B | | X FF 92<br>0-0<br>P5 ② | | | C CH 86<br>B CH 87<br>X SI 93<br>1-1<br>F8 ② | | C FF 96<br>C FF 96<br>B SI 96<br>1 SAFE<br>X FF 98<br>1-2<br>G5-3 ③ | 4<br>0 | 0<br>0 | 1<br>0 | 0<br>0 | 0<br>0 | 0<br>0 | 2<br>0 |
| 57 Zach Duke, L (1, 1)<br>OBP: 0.238, SLG: 0.256<br>18 Jeff Salazar, L (8, PH)<br>OBP: 0.176, SLG: 0.067<br>John Grabow, L (8, 1)<br>41 Ryan Doumit, S (10, 2)<br>OBP: 0.274, SLG: 0.462 | | | X FF 92<br>0-0<br>SH3-4 ①<br>1-2 | | C SI 92<br>X SI 92<br>0-1<br>G4-3 ③ | | | B CU 75<br>B SI 93<br>B CH 87<br>C FF 93<br>B FF 92<br>4-1<br>BB | | | 1<br>0<br>0<br>0 | 0<br>0<br>0<br>0 | 0<br>0<br>0<br>0 | 0<br>1<br>0<br>0 | 0<br>0<br>0<br>0 | 0<br>0<br>0<br>0 | 1<br>0<br>0<br>0 |

| Inning Stats | 1 | 2 | 3 | 4 | 5 | 6 | 7 | 8 | 9 | 10 |
|---|---|---|---|---|---|---|---|---|---|---|
| | R: 0<br>E: 0<br>K: 0<br>S: 7 | H: 0<br>LOB: 0<br>BB: 0<br>P: 8 | R: 0<br>E: 0<br>K: 2<br>S: 10 | H: 1<br>LOB: 1<br>BB: 0<br>P: 15 | R: 0<br>E: 0<br>K: 0<br>S: 8 | H: 1<br>LOB: 1<br>BB: 0<br>P: 9 | R: 0<br>E: 0<br>K: 0<br>S: 9 | H: 0<br>LOB: 0<br>BB: 0<br>P: 16 | R: 0<br>E: 0<br>K: 0<br>S: 12 | H: 1<br>LOB: 1<br>BB: 0<br>P: 16 |
| | R: 0<br>E: 0<br>K: 1<br>S: 9 | H: 0<br>LOB: 0<br>BB: 0<br>P: 12 | R: 0<br>E: 0<br>K: 0<br>S: 4 | H: 0<br>LOB: 0<br>BB: 1<br>P: 11 | R: 0<br>E: 0<br>K: 0<br>S: 6 | H: 0<br>LOB: 1<br>BB: 1<br>P: 11 | R: 0<br>E: 0<br>K: 1<br>S: 10 | H: 0<br>LOB: 0<br>BB: 0<br>P: 13 | R: 0<br>E: 0<br>K: 2<br>S: 13 | H: 0<br>LOB: 1<br>BB: 0<br>P: 18 |

| | AB | 32 |
|---|---|---|
| | R | 0 |
| | H | 3 |
| | RBI | 0 |
| | BB | 2 |
| | SO | 6 |
| | LOB | 11 |

1B: 3 SF: 0 PA: 35
2B: 0 SAC: 1
3B: 0 DP: 0
HR: 0 HBP: 0

WP: 1
PB: 0
SB: 1
CS: 1

| PITCHER | IP | WLS | BF | H | R | ER | SO | BB | IBB | HBP | BLK | WP | HR | S | P | ERA | WHIP |
|---|---|---|---|---|---|---|---|---|---|---|---|---|---|---|---|---|---|
| 18 Matt Cain, R (1, 1)<br>ERA: 2.12 | 9.0 | | 31 | 3 | 0 | 0 | 4 | 2 | 0 | 0 | 0 | 0 | 0 | 75 | 111 | 0.00 | 0.556 |
| 38 Brian Wilson, R (10, 1)<br>ERA: 3.11 | 1.0 | W | 4 | 0 | 0 | 0 | 2 | 0 | 0 | 0 | 0 | 1 | 0 | 13 | 18 | 0.00 | 0.000 |

| PITCHER | IP | WLS | BF | H | R | ER | SO | BB | IBB | HBP | BLK | WP | HR | S | P | ERA | WHIP |
|---|---|---|---|---|---|---|---|---|---|---|---|---|---|---|---|---|---|

# Pittsburgh Pirates @ San Francisco Giants

AT&T Park, San Francisco, CA

Wed Jul 29 2009, 12:45 PM PDT

Att. 37,582 - Partly Cloudy - 68 F

livebaseballscorecards.com

| Batter | 1 | 2 | 3 | 4 | 5 | 6 | 7 | 8 | 9 | 10 | AB | R | H | RBI | BB | SO | LOB |
|---|---|---|---|---|---|---|---|---|---|---|---|---|---|---|---|---|---|
| 59 Andres Torres, S (1, 8)<br>OBP: 0.333, SLG: 0.471 | C SI 87<br>F SI 89<br>X SI 89<br>0-2<br>G3 ① | | C CH 81<br>B SI 87<br>B CU 73<br>F FF 88<br>F CU 74<br>X CU 73<br>2-2<br>L6-4 ②③<br>2-2 | | X CH 80<br>0-0<br>F8 ③ | | | C FF 90<br>F FF 90<br>B FF 90<br>X CH 83<br>1-2<br>F7 ① | | B SI 94<br>B SI 93<br>B FF 93<br>C FF 92<br>B SL 85<br>4-1<br>2<br>1B<br>BB | 4 | 0 | 0 | 0 | 1 | 0 | 2 |
| 2 Randy Winn, S (1, 9)<br>OBP: 0.320, SLG: 0.386 | B SI 89<br>B SI 89<br>C SI 90<br>X CH 83<br>2-1<br>P4 ② | | | F CU 74<br>X SI 88<br>0-1<br>G4-3 ① | | B SI 86<br>S SI 86<br>X CU 73<br>1-1<br>F9 ① | | F FF 90<br>C FF 90<br>F SL 81<br>S CH 83<br>0-3<br>K ② | | X SL 84<br>0-0<br>1-3<br>2-H<br>1B | 5 | 0 | 1 | 1 | 0 | 1 | 0 |
| 48 Pablo Sandoval, S (1, 5)<br>OBP: 0.377, SLG: 0.552 | X SI 89<br>0-0<br>G3 ③ | | | B FF 88<br>X CH 81<br>1-0<br>1<br>FC5-4<br>1B | | B CH 81<br>F SI 87<br>B CH 79<br>X SI 87<br>2-1<br>G6-3 ② | | F FF 91<br>B FF 91<br>X CH 82<br>1-1<br>F7 ③ | | | 4 | 0 | 1 | 0 | 0 | 0 | 0 |
| 1 Bengie Molina, R (1, 2)<br>OBP: 0.273, SLG: 0.423 | | C<br>F CH 81<br>F FF 88<br>B CH 80<br>B FF 89<br>F SI 89<br>F FF 90<br>F CU 74<br>X FF 89<br>2-2<br>16<br>FC5<br>23<br>1B<br>1B | | B FF 89<br>B CH 82<br>1 SAFE<br>1 SAFE<br>X FF 88<br>2-0<br>FC5-4 ②<br>23<br>WP<br>1-2f | | B SI 88<br>X SI 87<br>1-0<br>G5-3 ③ | | | C FF 89<br>B CH 82<br>X CH 82<br>1-1<br>F8 ① | | 4 | 0 | 1 | 0 | 0 | 0 | 1 |
| 23 Ryan Garko, R (1, 3)<br>OBP: 0.358, SLG: 0.455 | | C SI 89<br>X FF 89<br>0-1<br>16<br>FC5<br>1-2<br>1B | | B FF 87<br>B SI 88<br>S CH 81<br>B CH 81<br>B CU 74<br>4-1<br>16<br>FC6-4<br>1-2<br>BB | | | B SI 85<br>C CH 80<br>X SI 86<br>1-1<br>G1-3 ① | | S CH 83<br>X CH 82<br>0-1<br>P6 ② | | 3 | 0 | 1 | 0 | 1 | 0 | 0 |
| 16 Edgar Renteria, R (1, 6)<br>OBP: 0.308, SLG: 0.315 | | L SL 79<br>B CU 74<br>F CU 74<br>X FF 88<br>1-2<br>FC5 ①<br>8<br>G6-4-3<br>1-2<br>2-3f | | X CH 81<br>0-0<br>FC6-4 ③<br>1-2f | | | C CU 71<br>B SI 87<br>C FF 87<br>F CH 81<br>F SI 88<br>F FF 88<br>B CU 73<br>B SI 89<br>X FF 88<br>3-2<br>5<br>FC6-4<br>8<br>1B<br>1B | | C FF 89<br>B FF 91<br>S CH 83<br>T CH 83<br>1-2<br>K ③ | | 4 | 0 | 1 | 0 | 0 | 1 | 4 |
| 8 Eugenio Velez, S (1, 7)<br>OBP: 0.306, SLG: 0.370 | | X SI 87<br>0-0<br>G6-4-3 ②③<br>1-2f | | | X SI 87<br>0-0<br>G5-3 ① | | 1 SAFE<br>B SI 87<br>1 SAFE<br>X CH 80<br>1-0<br>5<br>FC6-4<br>1-2<br>1B | | | B FF 93<br>F FF 93<br>X FF 94<br>1-1<br>5<br>SH3<br>2<br>1B<br>1B | 4 | 1 | 2 | 0 | 0 | 0 | 2 |
| 5 Juan Uribe, R (1, 4)<br>OBP: 0.314, SLG: 0.431 | | | C SI 87<br>X FF 88<br>0-1<br>59<br>L6-4<br>18<br>SH2-4<br>1B | | C SI 88<br>B CH 81<br>X CH 80<br>1-1<br>E5<br>18<br>S | | B CH 80<br>F CH 80<br>B SI 87<br>D CH 81<br>X SI 87<br>3-1<br>FC6-4 ②<br>18<br>FC4-6<br>1-2f<br>2-3 | | | 1 SAFE<br>1 SAFE<br>X FF 93<br>0-0<br>SH3 ①<br>1-2 | 3 | 0 | 1 | 0 | 0 | 0 | 2 |
| 18 Matt Cain, R (1, 1)<br>OBP: 0.273, SLG: 0.250<br>38 Brian Wilson, R (10, 1)<br>14 Fred Lewis, L (10, PH)<br>OBP: 0.340, SLG: 0.391 | | | L SI 87<br>1 SAFE<br>X SI 87<br>0-1<br>SH2-4 ①<br>1-2 | | C CU 72<br>S SI 87<br>S CU 73<br>0-3<br>K ②<br>1-2 | | S CU 74<br>B CU 73<br>X CU 73<br>1-1<br>FC4-6 ③<br>1-2f | | | C SL 84<br>S SL 85<br>B FF 94<br>B SL 85<br>F FF 95<br>S SL 85<br>2-3<br>K ②<br>1-2 | 2<br>0<br>1 | 0<br>0<br>0 | 0<br>0<br>0 | 0<br>0<br>0 | 1<br>0<br>1 | 3<br>0<br>1 | |
| Inning Stats | R: 0 H: 0<br>E: 0 LOB: 0<br>K: 0 BB: 0<br>S: 6 P: 8 | R: 0 H: 2<br>E: 0 LOB: 1<br>K: 0 BB: 0<br>S: 13 P: 16 | R: 0 H: 1<br>E: 0 LOB: 0<br>K: 0 BB: 0<br>S: 9 P: 11 | R: 0 H: 1<br>E: 0 LOB: 2<br>K: 0 BB: 1<br>S: 6 P: 13 | R: 0 H: 0<br>E: 1 LOB: 1<br>K: 1 BB: 0<br>S: 7 P: 8 | R: 0 H: 0<br>E: 0 LOB: 0<br>K: 0 BB: 0<br>S: 5 P: 9 | R: 0 H: 2<br>E: 0 LOB: 2<br>K: 0 BB: 0<br>S: 13 P: 22 | R: 0 H: 0<br>E: 0 LOB: 0<br>K: 1 BB: 0<br>S: 9 P: 11 | R: 0 H: 0<br>E: 0 LOB: 0<br>K: 1 BB: 0<br>S: 7 P: 9 | R: 1 H: 2<br>E: 0 LOB: 2<br>K: 1 BB: 1<br>S: 9 P: 16 | 1B: 8 SF: 0<br>2B: 1 SAC: 2<br>3B: 0 DP: 2<br>HR: 0 HBP: 0 | | | | | | |

| PITCHER | | IP | WLS | BF | H | R | ER | SO | BB | IBB | HBP | BLK | WP | HR | S | P | ERA | WHIP |
|---|---|---|---|---|---|---|---|---|---|---|---|---|---|---|---|---|---|---|
| 57 Zach Duke, L<br>ERA: 3.26 | (1, 1) | 7.0 | | 27 | 6 | 0 | 0 | 1 | 1 | 0 | 0 | 0 | 1 | 0 | 59 | 87 | 0.00 | 1.000 |
| John Grabow, L<br>ERA: 3.42 | (8, 1) | 2.0 | | 6 | 0 | 0 | 0 | 2 | 0 | 0 | 0 | 0 | 0 | 0 | 16 | 20 | 0.00 | 0.000 |
| 55 Matt Capps, R<br>ERA: 6.15 | (10, 1) | 0.2 | L | 5 | 2 | 1 | 1 | 1 | 1 | 0 | 0 | 0 | 0 | 0 | 9 | 16 | 13.50 | 4.500 |

| PITCHER | IP | WLS | BF | H | R | ER | SO | BB | IBB | HBP | BLK | WP | HR | S | P | ERA | WHIP |
|---|---|---|---|---|---|---|---|---|---|---|---|---|---|---|---|---|---|

| | |
|---|---|
| AB | 34 |
| R | 1 |
| H | 8 |
| RBI | 1 |
| BB | 2 |
| SO | 4 |
| LOB | 15 |

WP: 1 PA: 38
PB: 0
SB: 1
CS: 0

# Washington Nationals @ Pittsburgh Pirates

PNC Park, Pittsburgh, PA

Fri Jul 31 2009, 7:05 PM EDT

Att. 23,363 - Partly Cloudy - 76 F

livebaseballscorecards.com

## TOP

| Batter | 1 | 2 | 3 | 4 | 5 | 6 | 7 | 8 | 9 | AB | R | H | RBI | BB | SO | LOB |
|---|---|---|---|---|---|---|---|---|---|---|---|---|---|---|---|---|
| 1 Nyjer Morgan, L (1, 8)<br>OBP: 0.369, SLG: 0.394 | C FF 90<br>C FF 92<br>F FF 94<br>X SL 81<br>0-2<br>P6 | | B FF 93<br>F FF 92<br>X FF 93<br>1-1<br>FC4-6<br>15 PO<br>1-2f | | | X FF 91<br>0-0<br>B5-3 | | B CH 87<br>C FF 94<br>B FF 95<br>B FF 94<br>B FF 93<br>4-1<br>15<br>2B<br>BB | B FF 93<br>X FF 93<br>1-0<br>P6 | 4 | 1 | 0 | 0 | 1 | 0 | 3 |
| 15 Cristian Guzman, S (1, 6)<br>OBP: 0.321, SLG: 0.419 | X FF 93<br>0-0<br>F8 | | 1 SAFE<br>1 SAFE<br>0-0<br>PO<br>1-2 | C SL 78<br>F FF 93<br>X SL 81<br>0-2<br>11<br>BB<br>1B | | B CH 82<br>F FF 92<br>C FF 93<br>S SL 82<br>1-3 | | D SL 86<br>1 SAFE<br>B FF 94<br>F FF 94<br>B FF 95<br>X FF 94<br>3-1<br>11<br>G5-3<br>44<br>WP<br>1-H<br>2B | | 4 | 1 | 2 | 1 | 0 | 1 | 0 |
| 11 Ryan Zimmerman, R (1, 5)<br>OBP: 0.353, SLG: 0.493 | C FF 94<br>B FF 94<br>B FF 93<br>B FF 91<br>X FF 92<br>3-1<br>F7 | | | B FF 93<br>B SL 81<br>B FF 93<br>C FF 92<br>B FF 90<br>4-1<br>16<br>G5-4-3<br>1-2<br>BB | | | C SL 80<br>B SL 82<br>B FF 92<br>B FF 90<br>X FF 89<br>3-1<br>HR | B FF 95<br>C SL 85<br>X SL 85<br>1-1<br>G5-3<br>2-3 | | 3 | 1 | 1 | 1 | 1 | 0 | 1 |
| 44 Adam Dunn, L (1, 3)<br>OBP: 0.404, SLG: 0.551<br>25 Austin Kearns, R (8, PR)<br>OBP: 0.335, SLG: 0.306<br>(8, 9) | | S FF 91<br>B FF 94<br>B CH 84<br>F FF 93<br>C FF 92<br>2-3<br>K | | B SL 80<br>F FF 92<br>S SL 80<br>S SL 82<br>1-3<br>K | | | F FF 92<br>C FF 92<br>F SL 81<br>B FF 93<br>B SL 78<br>F FF 93<br>S SL 81<br>2-3<br>K | C CU 78<br>B CU 82<br>B FC 93<br>B CU 80<br>X FC 90<br>3-1<br>3-H<br>1B | | 4<br>0 | 0<br>0 | 1<br>0 | 0<br>0 | 0<br>0 | 3<br>0 | 2<br>0 |
| 16 Josh Willingham, R (1, 9)<br>OBP: 0.411, SLG: 0.585<br>(8, 3) | | C FF 93<br>X FF 92<br>0-1<br>22<br>2B<br>1B | | C SL 81<br>X FF 93<br>0-1<br>G5-4-3<br>1-2f | | | C SL 78<br>F FF 91<br>X SL 78<br>0-2<br>22<br>BB<br>1B | B FC 91<br>C FF 92<br>C CU 80<br>D FF 95<br>C CU 81<br>2-3<br>K | | 4 | 1 | 2 | 0 | 0 | 1 | 3 |
| 22 Willie Harris, L (1, 7)<br>OBP: 0.363, SLG: 0.387 | | X FF 94<br>0-0<br>1-H<br>2B | | | C FF 88<br>B FF 92<br>B CH 82<br>F FF 89<br>B SL 81<br>X FF 89<br>3-2<br>F7 | | C FF 92<br>S SL 81<br>D SL 82<br>B SL 81<br>F SL 79<br>F FF 93<br>F CH 83<br>B FF 92<br>B FF 91<br>4-2<br>1-2<br>BB | | C FF 94<br>F SL 85<br>B FF 94<br>C FF 95<br>1-3<br>K | 3 | 0 | 1 | 1 | 1 | 1 | 0 |
| 7 Josh Bard, S (1, 2)<br>OBP: 0.326, SLG: 0.350 | | C FF 91<br>B FF 92<br>F FF 91<br>X FF 92<br>1-2<br>P4 | | | X FF 91<br>0-0<br>G3 | | F FF 92<br>B CU 81<br>X FF 92<br>1-1<br>P5 | | F FF 95<br>F FF 95<br>B FF 95<br>B FF 95<br>F FF 96<br>C FF 94<br>2-3<br>K | 4 | 0 | 0 | 0 | 0 | 1 | 2 |
| 12 Alberto Gonzalez, R (1, 4)<br>OBP: 0.326, SLG: 0.376 | | | X FF 90<br>0-0<br>F7 | | B FF 92<br>B FF 92<br>C FF 89<br>X FF 91<br>2-1<br>G6-3 | | B FC 88<br>F FF 93<br>F FF 92<br>S FC 87<br>1-3<br>K | | C SL 82<br>F FF 95<br>X FF 95<br>0-2<br>10<br>1B<br>1B | 4 | 0 | 1 | 0 | 0 | 1 | 2 |
| 31 John Lannan, L (1, 1)<br>OBP: 0.205, SLG: 0.211<br>6 Anderson Hernandez, S (8, PH)<br>OBP: 0.304, SLG: 0.310<br>42 Jason Bergmann, R (8, 1)<br>10 Ronnie Belliard, R (9, PH)<br>OBP: 0.246, SLG: 0.270 | | | C FF 90<br>B FF 90<br>X FF 91<br>1-1<br>1<br>FC4-6<br>1B | | | C FF 89<br>X FF 92<br>0-1<br>G6-3 | | X FF 93<br>0-0<br>F7 | F FF 93<br>B SL 84<br>X SL 82<br>1-1<br>1-2<br>1B | 2<br>1<br>0<br>1 | 0<br>0<br>0<br>0 | 1<br>0<br>0<br>1 | 0<br>0<br>0<br>0 | 0<br>0<br>0<br>0 | 0<br>0<br>0<br>0 | 0<br>0<br>0<br>0 |

| Inning Stats | 1 | 2 | 3 | 4 | 5 | 6 | 7 | 8 | 9 |
|---|---|---|---|---|---|---|---|---|---|
| R | 0 | 1 | 0 | 0 | 0 | 0 | 1 | 2 | 0 |
| H | 0 | 2 | 1 | 1 | 0 | 0 | 2 | 2 | 2 |
| E | 0 | 0 | 0 | 0 | 0 | 0 | 0 | 1 | 0 |
| LOB | 0 | 0 | 1 | 1 | 0 | 1 | 2 | 1 | 2 |
| K | 0 | 1 | 0 | 1 | 0 | 1 | 2 | 1 | 2 |
| BB | 0 | 0 | 0 | 1 | 0 | 0 | 1 | 1 | 0 |
| S | 7 | 9 | 5 | 9 | 6 | 6 | 20 | 11 | 13 |
| P | 10 | 12 | 7 | 14 | 11 | 7 | 31 | 24 | 18 |

| | |
|---|---|
| 1B | 7 |
| 2B | 2 |
| 3B | 0 |
| HR | 1 |
| SF | 0 |
| SAC | 0 |
| DP | 1 |
| HBP | 0 |

| | |
|---|---|
| WP | 1 |
| PB | 0 |
| SB | 0 |
| CS | 0 |
| PA | 38 |

| | |
|---|---|
| AB | 34 |
| R | 4 |
| H | 10 |
| RBI | 3 |
| BB | 3 |
| SO | 8 |
| LOB | 13 |

| PITCHER | | IP | WLS | BF | H | R | ER | SO | BB | IBB | HBP | BLK | WP | HR | S | P | ERA | WHIP |
|---|---|---|---|---|---|---|---|---|---|---|---|---|---|---|---|---|---|---|
| 49 Ross Ohlendorf, R<br>ERA: 4.43 | (1, 1) | 6.1 | W | 24 | 6 | 2 | 2 | 4 | 2 | 0 | 0 | 0 | 0 | 1 | 57 | 85 | 2.84 | 1.263 |
| 43 Jesse Chavez, R<br>ERA: 3.64 | (7, 1) | 0.2 | H | 2 | 0 | 0 | 0 | 1 | 0 | 0 | 0 | 0 | 0 | 0 | 5 | 7 | 0.00 | 0.000 |
| 52 Joel Hanrahan, R<br>ERA: 7.02 | (8, 1) | 0.2 | H | 4 | 1 | 2 | 2 | 0 | 1 | 0 | 0 | 0 | 0 | 0 | 6 | 14 | 27.00 | 3.000 |
| 47 Evan Meek, R<br>ERA: 3.51 | (8, 1) | 0.1 | H | 2 | 1 | 0 | 0 | 1 | 0 | 0 | 0 | 0 | 1 | 0 | 5 | 10 | 0.00 | 3.000 |
| 55 Matt Capps, R<br>ERA: 5.97 | (9, 1) | 1.0 | S | 5 | 2 | 0 | 0 | 2 | 0 | 0 | 0 | 0 | 0 | 0 | 13 | 18 | 0.00 | 2.000 |

| PITCHER | | IP | WLS | BF | H | R | ER | SO | BB | IBB | HBP | BLK | WP | HR | S | P | ERA | WHIP |
|---|---|---|---|---|---|---|---|---|---|---|---|---|---|---|---|---|---|---|

# BOTTOM

## Washington Nationals @ Pittsburgh Pirates

PNC Park, Pittsburgh, PA

Fri Jul 31 2009, 7:05 PM EDT

Att. 23,363 - Partly Cloudy - 76 F

livebaseballscorecards.com

| Batter | 1 | 2 | 3 | 4 | 5 | 6 | 7 | 8 | 9 | AB | R | H | RBI | BB | SO | LOB |
|---|---|---|---|---|---|---|---|---|---|---|---|---|---|---|---|---|
| 22 Andrew McCutchen, R (1, 8)<br>OBP: 0.339, SLG: 0.438 | C SI 87<br>B SI 87<br>F SI 86<br>X SL 81<br>1-2<br>G5-3 ① | | B SI 85<br>B SI 86<br>C SI 86<br>X SI 87<br>2-1<br>85 1B<br>46 FC4<br>1-2<br>1B | D CH 81<br>B CH 79<br>B CH 79<br>B SI 86<br>4-0<br>BB | | | C CU 72<br>X SI 87<br>0-1<br>85 1B<br>2B | | | 3 | 2 | 2 | 0 | 1 | 0 | 0 |
| 85 Lastings Milledge, R (1, 7)<br>OBP: 0.267, SLG: 0.214 | B SI 88<br>C SI 88<br>B CU 71<br>B SI 87<br>X SI 88<br>3-1<br>G4-3 ② | | B CU 71<br>X SI 87<br>1-0<br>41 G5-3<br>46 FC4<br>1-3<br>2-H<br>1B | C CU 72<br>B SI 87<br>D CH 81<br>F SI 87<br>F CU 71<br>B FF 84<br>X SI 87<br>3-2<br>G3-1 ③ | | | F FF 86<br>S FF 88<br>B CH 83<br>F FF 88<br>B FF 88<br>X CU 74<br>2-2<br>46 FC4-6<br>2-H<br>1B | | | 4 | 0 | 2 | 2 | 0 | 0 | 2 |
| 46 Garrett Jones, L (1, 9)<br>OBP: 0.361, SLG: 0.700 | B SI 87<br>B SL 81<br>F SI 88<br>X SI 87<br>2-1<br>F9 ③ | | B SL 81<br>F SI 86<br>B SL 80<br>X SL 82<br>2-1<br>FC4<br>41 G5-3<br>1-2<br>3-H | | B CU 68<br>S CU 72<br>F SL 81<br>F SI 85<br>B CH 85<br>F SL 80<br>B SL 79<br>F<br>F SI 87<br>3-3<br>C CU 71<br>K ① | | X SL 80<br>0-0<br>FC4-6 ②<br>1-2f | | | 4 | 0 | 0 | 1 | 0 | 1 | 2 |
| 41 Ryan Doumit, S (1, 2)<br>OBP: 0.265, SLG: 0.445 | | X<br>0-0<br>P4 ① | F CU 71<br>B SI 87<br>F SI 87<br>F SL 82<br>F FF 87<br>F FF 87<br>F SL 82<br>X CU 73<br>1-2<br>G5-3 ①②<br>1-2<br>2-3f | | C SI 85<br>B SI 85<br>X SI 87<br>1-1<br>F9 ② | | B SI 89<br>1 SAFE<br>1 SAFE<br>X SI 88<br>1-0<br>F9 ③ | | | 4 | 0 | 0 | 0 | 0 | 0 | 3 |
| 24 Delwyn Young, S (1, 4)<br>OBP: 0.375, SLG: 0.420<br>52 Joel Hanrahan, R (8, 1)<br>47 Evan Meek, R (8, 1)<br>44 Brandon Moss, L (8, PH)<br>OBP: 0.313, SLG: 0.385<br>55 Matt Capps, R (9, 1) | | C SI 86<br>F SI 87<br>F FF 87<br>F FF 87<br>B SI 88<br>X SI 87<br>1-2<br>G5-3 ②<br>X SI 86<br>0-0<br>G6-3 ③ | | F SI 86<br>B CH 84<br>S SI 86<br>X FF 85<br>1-2<br>F8 ③ | | | B CU 77<br>B CH 89<br>C SI 89<br>B SI 90<br>B FF 90<br>4-1<br>BB | | 3<br>0<br>0<br>0<br>0<br>0 | 0<br>0<br>0<br>0<br>0<br>0 | 0<br>0<br>0<br>0<br>1<br>0 | 0<br>0<br>0<br>0<br>0<br>0 | 1<br>0<br>0<br>0<br>0<br>0 |
| 51 Steve Pearce, R (1, 3)<br>OBP: 0.298, SLG: 0.405 | | C SI 88<br>B SI 85<br>F FF 88<br>F SL 81<br>B SI 88<br>X SI 86<br>2-2<br>15 1B<br>2B | B SI 85<br>B FF 85<br>F SI 85<br>F FF 86<br>X SL 81<br>2-2<br>HR | | B SI 85<br>C SI 86<br>B SI 87<br>X SI 87<br>2-1<br>G5-3 ① | | F FF 91<br>1 SAFE<br>F SL 86<br>B SL 86<br>F SI 92<br>D SL 87<br>1 SAFE<br>S FF 91<br>2-3<br>K ① | | 4 | 2 | 2 | 1 | 0 | 1 | 1 |
| 15 Andy LaRoche, R (1, 5)<br>OBP: 0.329, SLG: 0.371 | | X SI 87<br>0-0<br>2-H<br>1B | C SI 87<br>S CU 72<br>C FF 87<br>0-3<br>K ① | | X SI 86<br>0-0<br>G6-3 ② | | B SI 90<br>C SI 91<br>1 SAFE<br>F SI 91<br>F CU 79<br>X CU 77<br>1-2<br>P6 ② | | | 4 | 0 | 1 | 1 | 0 | 1 | 1 |
| 5 Ronny Cedeno, R (1, 6)<br>OBP: 0.214, SLG: 0.289 | | C CU 70<br>X CH 82<br>0-1<br>G1-3 ③ | B SI 88<br>X SI 87<br>1-0<br>49 SH1-4<br>1B | | B SI 88<br>B SI 87<br>F SI 86<br>B SI 88<br>X SI 87<br>3-1<br>F8 ③ | | C CU 76<br>B FF 91<br>F FF 92<br>T CU 79<br>1-2<br>K ③ | | | 4 | 0 | 1 | 0 | 0 | 1 | 2 |
| 49 Ross Ohlendorf, R (1, 1)<br>OBP: 0.098, SLG: 0.075<br>43 Jesse Chavez, R (7, 1)<br>5 Ramón Vázquez, L (7, PH)<br>OBP: 0.344, SLG: 0.273<br>(8, 4) | | | C SI 85<br>X SI 85<br>0-1<br>22 1B<br>85 1B<br>1B | X FF 86<br>0-0<br>SH1-4 ②<br>1-2 | | | C SI 86<br>F SI 87<br>F SI 86<br>B SL 78<br>C SI 87<br>1-3<br>K ① | | | 1<br>0<br>1 | 1<br>0<br>0 | 1<br>0<br>0 | 0<br>0<br>0 | 0<br>0<br>1 | 0<br>0<br>0 | 0<br>0<br>0 |

| | AB | R | H | RBI | BB | SO | LOB |
|---|---|---|---|---|---|---|---|
| | 32 | 5 | 9 | 5 | 2 | 5 | 12 |

| Inning Stats | 1 | 2 | 3 | 4 | 5 | 6 | 7 | 8 | 9 |
|---|---|---|---|---|---|---|---|---|---|
| | R: 0<br>E: 0<br>K: 0<br>S: 7 | H: 0<br>LOB: 0<br>BB: 0<br>P: 13 | R: 1<br>E: 0<br>K: 0<br>S: 13 | H: 2<br>LOB: 1<br>BB: 0<br>P: 16 | R: 2<br>E: 0<br>K: 0<br>S: 15 | H: 3<br>LOB: 1<br>BB: 0<br>P: 21 | R: 1<br>E: 0<br>K: 1<br>S: 12 | H: 2<br>LOB: 2<br>BB: 1<br>P: 22 | R: 0<br>E: 0<br>K: 1<br>S: 12 | H: 0<br>LOB: 0<br>BB: 0<br>P: 17 | R: 0<br>E: 0<br>K: 0<br>S: 5 | H: 0<br>LOB: 0<br>BB: 0<br>P: 10 | R: 1<br>E: 0<br>K: 1<br>S: 12 | H: 2<br>LOB: 1<br>BB: 0<br>P: 16 | R: 0<br>E: 0<br>K: 2<br>S: 12 | H: 0<br>LOB: 1<br>BB: 1<br>P: 20 |

| | 1B | 2B | 3B | HR | SF | SAC | DP | HBP | WP | PB | SB | CS | PA |
|---|---|---|---|---|---|---|---|---|---|---|---|---|---|
| | 6 | 2 | 0 | 1 | 0 | 1 | 1 | 0 | 0 | 0 | 0 | 0 | 35 |

| PITCHER | IP | WLS | BF | H | R | ER | SO | BB | IBB | HBP | BLK | WP | HR | S | P | ERA | WHIP |
|---|---|---|---|---|---|---|---|---|---|---|---|---|---|---|---|---|---|
| 31 John Lannan, L (1, 1)<br>ERA: 3.41 | 7.0 | L | 31 | 9 | 5 | 5 | 3 | 1 | 0 | 0 | 0 | 0 | 1 | 76 | 115 | 6.43 | 1.429 |
| 42 Jason Bergmann, R (8, 1)<br>ERA: 5.25 | 1.0 | | 4 | 0 | 0 | 0 | 2 | 1 | 0 | 0 | 0 | 0 | 0 | 12 | 20 | 0.00 | 1.000 |

| PITCHER | IP | WLS | BF | H | R | ER | SO | BB | IBB | HBP | BLK | WP | HR | S | P | ERA | WHIP |
|---|---|---|---|---|---|---|---|---|---|---|---|---|---|---|---|---|---|

# Washington Nationals @ Pittsburgh Pirates

PNC Park, Pittsburgh, PA

Sat Aug 01 2009, 7:05 PM EDT

Att. 26,855 - Partly Cloudy - 80 F

livebaseballscorecards.com

TOP

| Batter | 1 | 2 | 3 | 4 | 5 | 6 | 7 | 8 | 9 | AB | R | H | RBI | BB | SO | LOB |
|---|---|---|---|---|---|---|---|---|---|---|---|---|---|---|---|---|
| 1 Nyjer Morgan, L (1, 8)<br>OBP: 0.374, SLG: 0.397 | B FF 88<br>X FF 86<br>1-0 ① B2 | B CU 72<br>X FF 90<br>1-0 1B | | B CU 72<br>F SL 86<br>X FF 89<br>1-1<br>1-2 1B | | B CH 79<br>X SI 90<br>1-0<br>15 2B<br>2-3 1B | | B FF 89<br>B FF 88<br>B FF 89<br>B FF 89<br>4-0<br>11 SF8 15 G2-3<br>1-2 BB | | 4 | 0 | 3 | 0 | 1 | 0 | 0 |
| 15 Cristian Guzman, S (1, 6)<br>OBP: 0.322, SLG: 0.421 | C FF 87<br>B FF 88<br>X FF 89<br>1-1 ③<br>11 1B<br>44 2B<br>1B | B FF 88<br>C CH 80<br>1 SAFE<br>X SL 87<br>1-1 ③ G3 | | C CU 73<br>F CU 73<br>X FF 89<br>0-2 ③ G6-3 | | 1 SAFE<br>B FF 89<br>X SI 89<br>1-0<br>1-3 3-H 2B | | B FF 92<br>B FF 91<br>C FF 92<br>C SI 93<br>F CU 80<br>X FF 94<br>2-2 ① G2-3<br>1-2<br>2-3 | | 5 | 1 | 2 | 1 | 0 | 0 | 5 |
| 11 Ryan Zimmerman, R (1, 5)<br>OBP: 0.356, SLG: 0.498 | B FF 87<br>X FF 87<br>1-0<br>44 2B<br>34 SF8<br>1-3 1B | C SL 84<br>B FF 90<br>X CH 80<br>1-1<br>44 BB 1B | C FF 88<br>B SL 85<br>B SL 85<br>C FF 89<br>X CU 73<br>2-2<br>7 1B 2B | S SL 80<br>C SL 78<br>X FF 91<br>0-2 ① F9 | | F FC 95<br>X CU 83<br>0-1 ② SF8<br>2-3 3-H | | | | 4 | 2 | 3 | 1 | 0 | 0 | 2 |
| 44 Adam Dunn, L (1, 3)<br>OBP: 0.404, SLG: 0.550 | X FF 90<br>0-0<br>1-3 3-H 2B | B FF 87<br>B FF 88<br>F SL 86<br>F SL 86<br>D CU 76<br>1 SAFE<br>B CH 80<br>4-2<br>34 G6-4-3<br>1-2 BB | F FF 89<br>D CU 74<br>C FF 89<br>S CU 74<br>1-3 ① K | C CU 74<br>D CU 71<br>S SL 78<br>S SL 77<br>1-3 ② K | | C FF 95<br>S FF 96<br>S CU 84<br>0-3 ③ K2-3 | | | | 4 | 0 | 1 | 1 | 1 | 3 | 4 |
| 16 Josh Willingham, R (1, 7)<br>OBP: 0.412, SLG: 0.580<br>41 Ron Villone, L (6, 1)<br>25 Austin Kearns, R (9, PH)<br>OBP: 0.338, SLG: 0.306 | C CU 72<br>F CU 75<br>H FF 89<br>1-2<br>HBP | B FF 89<br>X SL 85<br>1-0 ① F6 | B SL 85<br>B FF 88<br>D FF 89<br>B FF 88<br>4-0<br>7 1B BB | C FF 90<br>B SL 79<br>D CU 70<br>X SL 80<br>2-1 ③ L4 | | | | B FF 94<br>B FF 93<br>B FF 92<br>B FF 93<br>4-0<br>12 WP 34 BB<br>12 G6-3 BB | | 2<br>0<br>0 | 0<br>0<br>1 | 0<br>0<br>0 | 0<br>0<br>0 | 1<br>0<br>1 | 0<br>0<br>0 | 4<br>0<br>0 |
| 34 Elijah Dukes, R (1, 9)<br>OBP: 0.306, SLG: 0.408 | B CU 73<br>F CU 74<br>D CU 75<br>S SL 85<br>F SL 86<br>F CU 74<br>X SL 87<br>2-2 ②<br>SF8<br>3-H | X SL 85<br>0-0 ② ③<br>G6-4-3<br>1-2f | X SL 87<br>0-0 ②<br>F7 | S FF 89<br>S SL 76<br>B CU 69<br>S SL 77<br>1-3 ①<br>K | | | | B FF 92<br>F FF 91<br>S CU 80<br>D CU 83<br>B CU 80<br>B FF 94<br>4-2<br>12 WP<br>1-2 BB | | 3 | 0 | 0 | 1 | 1 | 1 | 4 |
| 7 Josh Bard, S (1, 2)<br>OBP: 0.328, SLG: 0.352 | X FF 88<br>0-0 ③<br>F9 | | B FF 89<br>B CH 80<br>C FF 88<br>X SL 83<br>2-1<br>1 1B 1B | X FF 89<br>0-0<br>1-3 2-H 1B | | X SI 90<br>0-0 ②<br>G1-3 | | | C FF 92<br>C CU 81<br>C CU 84<br>0-3 ①<br>K | 5 | 0 | 2 | 1 | 0 | 1 | 4 |
| 12 Alberto Gonzalez, R (1, 4)<br>OBP: 0.316, SLG: 0.364 | | C FF 88<br>B SL 84<br>X FF 87<br>1-1 ①<br>P3 | B SL 85<br>B FF 88<br>X SL 83<br>2-0 ①<br>F8 | C SL 86<br>D CU 76<br>X SL 86<br>1-1 ③<br>L9 | | C FF 89<br>C SL 77<br>X CU 75<br>0-2 ③<br>G6-3 | | | C FF 95<br>S CU 83<br>B CU 84<br>F CU 82<br>X CU 82<br>1-2 ②<br>G6-3<br>1-2<br>2-H | 5 | 0 | 0 | 1 | 0 | 0 | 4 |
| 35 Craig Stammen, R (1, 1)<br>OBP: 0.280, SLG: 0.304<br>36 Tyler Clippard, R (4, 1)<br>6 Anderson Hernandez, S (6, PH)<br>OBP: 0.306, SLG: 0.317<br>26 Logan Kensing, R (6, 1)<br>22 Willie Harris, L (6, 7)<br>OBP: 0.364, SLG: 0.385 | | C FF 88<br>C FF 89<br>F CU 74<br>S CU 72<br>0-3 ②<br>K | X FF 88<br>0-0 ②<br>F9 | B FF 90<br>F FF 87<br>F FF 90<br>F CU 72<br>X CH 78<br>1-2<br>1 1B<br>15 2B 2B | | | | C SI 90<br>B CU 76<br>B SI 92<br>B FF 92<br>C FF 90<br>B FF 90<br>4-2<br>15 G2-3 1 BB<br>11 SF8 BB | X FF 93<br>0-0 ③<br>G3-1 | 2<br>0<br>1<br>0<br>1 | 0<br>0<br>1<br>0<br>1 | 0<br>0<br>1<br>0<br>1 | 0<br>0<br>0<br>0<br>0 | 1<br>0<br>0<br>0<br>0 | 1<br>0<br>0<br>0<br>1 | 1<br>0<br>0<br>0<br>1 |
| Inning Stats | R: 2<br>E: 0<br>K: 0<br>S: 13<br>H: 3<br>LOB: 2<br>BB: 0<br>P: 19 | R: 0<br>E: 0<br>K: 1<br>S: 9<br>H: 1<br>LOB: 1<br>BB: 0<br>P: 12 | R: 0<br>E: 0<br>K: 0<br>S: 6<br>H: 1<br>LOB: 1<br>BB: 1<br>P: 12 | R: 0<br>E: 0<br>K: 0<br>S: 9<br>H: 2<br>LOB: 2<br>BB: 0<br>P: 14 | R: 1<br>E: 0<br>K: 1<br>S: 10<br>H: 2<br>LOB: 2<br>BB: 1<br>P: 18 | R: 1<br>E: 0<br>K: 1<br>S: 14<br>H: 3<br>LOB: 2<br>BB: 0<br>P: 20 | R: 0<br>E: 0<br>K: 1<br>S: 7<br>H: 0<br>LOB: 0<br>BB: 0<br>P: 8 | R: 1<br>E: 0<br>K: 1<br>S: 11<br>H: 0<br>LOB: 1<br>BB: 2<br>P: 21 | R: 1<br>E: 0<br>K: 1<br>S: 10<br>H: 0<br>LOB: 1<br>BB: 2<br>P: 19 | 1B: 8<br>2B: 4<br>3B: 0<br>HR: 0<br>SF: 2<br>SAC: 0<br>DP: 1<br>HBP: 1 | | | | | | |

| | AB | 36 |
|---|---|---|
| | R | 6 |
| | H | 12 |
| | RBI | 6 |
| | BB | 6 |
| | SO | 6 |
| | LOB | 29 |

WP: 1 PB: 0 SB: 0 CS: 0 PA: 45

| PITCHER | | IP | WLS | BF | H | R | ER | SO | BB | IBB | HBP | BLK | WP | HR | S | P | ERA | WHIP |
|---|---|---|---|---|---|---|---|---|---|---|---|---|---|---|---|---|---|---|
| 50 Virgil Vasquez, R<br>ERA: 6.09 | (1, 1) | 5.0 | W | 26 | 9 | 3 | 3 | 2 | 2 | 0 | 1 | 0 | 0 | 0 | 47 | 75 | 5.40 | 2.200 |
| 27 Jeff Karstens, R<br>ERA: 4.4 | (6, 1) | 2.0 | | 9 | 3 | 1 | 1 | 2 | 0 | 0 | 0 | 0 | 0 | 0 | 21 | 28 | 4.50 | 1.500 |
| 56 Donnie Veal, L<br>ERA: 6.0 | (8, 1) | 0.0 | | 2 | 0 | 1 | 1 | 0 | 2 | 0 | 0 | 0 | 0 | 0 | 2 | 10 | ∞ | ∞ |
| 47 Evan Meek, R<br>ERA: 3.56 | (8, 1) | 2.0 | | 8 | 0 | 1 | 1 | 2 | 2 | 0 | 0 | 0 | 1 | 0 | 19 | 30 | 4.50 | 1.000 |

| PITCHER | | IP | WLS | BF | H | R | ER | SO | BB | IBB | HBP | BLK | WP | HR | S | P | ERA | WHIP |
|---|---|---|---|---|---|---|---|---|---|---|---|---|---|---|---|---|---|---|

| Batter | 1 | 2 | 3 | 4 | 5 | 6 | 7 | 8 | 9 | AB | R | H | RBI | BB | SO | LOB |
|---|---|---|---|---|---|---|---|---|---|---|---|---|---|---|---|---|
| 22 Andrew McCutchen, R (1, 8)<br>OBP: 0.349, SLG: 0.488 | C FF 88<br>F KC 78<br>B FF 88<br>F SI 89<br>B SI 90<br>X FF 89<br>2-2<br>HR | | B KC 78<br>X FF 88<br>1-0<br>85<br>2B<br>2-3<br>1B | C CH 77<br>X CH 79<br>0-1<br>3-H<br>HR | | F FF 94<br>B SL 86<br>X FF 94<br>1-1<br>1-H<br>2-H<br>HR | | C SI 88<br>D CH 82<br>X CH 82<br>1-1<br>②<br>③<br>G6-4-3<br>1-2f | | 5 | 4 | 4 | 6 | 0 | 0 | 1 |
| 85 Lastings Milledge, R (1, 7)<br>OBP: 0.265, SLG: 0.250 | C SI 89<br>F FF 89<br>B FF 89<br>X FC 82<br>1-2<br>①<br>L8 | | B FF 89<br>1 SAFE<br>X SI 89<br>1-0<br>1-H<br>3-H<br>2B | C FF 89<br>B FC 82<br>B FF 91<br>B FF 89<br>C FF 90<br>X FF 89<br>3-2<br>③<br>P4 | | B FF 94<br>X FF 94<br>1-0<br>②<br>F9 | | | | 4 | 0 | 1 | 2 | 0 | 0 | 0 |
| 46 Garrett Jones, L (1, 3)<br>OBP: 0.366, SLG: 0.702 | C KC 78<br>F FF 89<br>B FF 89<br>X FF 89<br>1-2<br>41<br>G4-6-3<br>1B | | X CH 81<br>0-0<br>②<br>F9 | | C CU 73<br>B FC 88<br>S FF 91<br>B FF 91<br>X CH 80<br>2-2<br>①<br>F9 | S SI 89<br>B FF 90<br>S SL 85<br>F SL 84<br>B FF 89<br>X FF 89<br>2-2<br>2B | | | | 4 | 0 | 2 | 0 | 0 | 0 | 1 |
| 41 Ryan Doumit, S (1, 2)<br>OBP: 0.256, SLG: 0.430 | X SI 88<br>0-0<br>②<br>③<br>G4-6-3<br>1-2f | | C SI 88<br>B KC 78<br>X FF 90<br>1-1<br>③<br>G3-1 | | B FF 90<br>T CH 80<br>F FF 89<br>F FF 91<br>F CH 78<br>S FC 82<br>1-3<br>②<br>K | X SI 89<br>0-0<br>③<br>F8 | | | | 4 | 0 | 0 | 0 | 0 | 1 | 3 |
| 24 Delwyn Young, S (1, 4)<br>OBP: 0.374, SLG: 0.418<br>27 Jeff Karstens, R (6, 1)<br>OBP: 0.190, SLG: 0.056<br>51 Steve Pearce, R (7, PH)<br>OBP: 0.292, SLG: 0.395<br>56 Donnie Veal, L (8, 1)<br>47 Evan Meek, R (8, 1) | | B FF 87<br>X SI 88<br>1-0<br>①<br>G4-3 | B FF 88<br>C CH 84<br>X SI 88<br>1-1<br>15<br>3B<br>1B | B FF 91<br>S FF 89<br>F FF 90<br>S FF 91<br>1-3<br>③<br>K | | S SI 87<br>B SI 88<br>F FF 87<br>B SL 84<br>S CH 82<br>2-3<br>①<br>K | | | 3<br>0<br>1<br>0<br>0 | 1<br>0<br>0<br>0<br>0 | 1<br>0<br>0<br>0<br>0 | 0<br>0<br>0<br>0<br>0 | 1<br>0<br>1<br>0<br>0 | 0<br>0<br>0<br>0<br>0 | 0<br>0<br>0<br>0<br>0 |
| 15 Andy LaRoche, R (1, 5)<br>OBP: 0.331, SLG: 0.378 | | B FF 89<br>B FF 88<br>X FF 88<br>2-0<br>②<br>P6 | C FF 88<br>1 SAFE<br>P PO 81<br>X KC 77<br>1-1<br>44<br>E<br>1-H<br>3B | | | B SL 88<br>B FF 94<br>C FF 94<br>X FF 93<br>2-1<br>44<br>1B<br>5<br>G4-3<br>1B | B SI 89<br>C SI 89<br>B SI 84<br>F SI 88<br>F FF 90<br>B CH 80<br>T SI 89 | 3-2<br>②<br>K | | 4 | 2 | 2 | 1 | 0 | 1 | 0 |
| 44 Brandon Moss, L (1, 9)<br>OBP: 0.315, SLG: 0.387 | | C KC 79<br>X FF 89<br>0-1<br>③<br>P5 | X FF 88<br>0-0<br>E8<br>5<br>1B<br>22<br>HR<br>3-H<br>1B | | | B FF 94<br>F FF 94<br>F SL 87<br>F CU 82<br>F FF 95<br>X SL 88<br>1-2<br>5<br>G4-3<br>22<br>HR<br>1-3<br>1B | B SL 82<br>C SI 89<br>X SI 90<br>1-1<br>③<br>P6 | | | 4 | 2 | 2 | 1 | 0 | 0 | 0 |
| 5 Ronny Cedeno, R (1, 6)<br>OBP: 0.220, SLG: 0.294 | | | B SI 88<br>C FF 88<br>B KC 80<br>S SI 88<br>X FF 88<br>2-2<br>22<br>1B<br>50<br>SH3-4<br>85<br>2B<br>1B | C FF 88<br>X CU 74<br>0-1<br>50<br>B4-3<br>2-3<br>1B | | X FF 94<br>0-0<br>①<br>G4-3<br>1-2<br>3-H | | X SI 88<br>0-0<br>①<br>L5 | | 4 | 1 | 2 | 1 | 0 | 0 | 1 |
| 50 Virgil Vasquez, R (1, 1)<br>5 Ramón Vázquez, L (6, 4)<br>OBP: 0.352, SLG: 0.273 | | | L FF 88<br>X KC 78<br>0-1<br>①<br>SH3-4<br>1-2 | L FF 89<br>X FF 90<br>0-1<br>①<br>②<br>B4-3<br>1-1f | | B FF 94<br>B FF 94<br>B FF 94<br>C FF 94<br>F FF 95<br>B SL 86<br>4-2<br>22<br>HR<br>BB | | B SI 88<br>C FF 88<br>H SI 87<br>2-1<br>22<br>G6-4-3<br>HBP | | 1<br>0 | 0<br>1 | 0<br>0 | 0<br>0 | 0<br>1 | 0<br>0 | 2<br>0 |
| Inning Stats | R: 1<br>E: 0<br>K: 0<br>S: 11<br>H: 2<br>LOB: 0<br>BB: 0<br>P: 15 | R: 0<br>E: 0<br>K: 0<br>S: 4<br>H: 0<br>LOB: 0<br>BB: 0<br>P: 7 | R: 2<br>E: 0<br>K: 0<br>S: 10<br>H: 3<br>LOB: 1<br>BB: 0<br>P: 15 | R: 4<br>E: 1<br>K: 0<br>S: 15<br>H: 5<br>LOB: 0<br>BB: 0<br>P: 19 | R: 0<br>E: 0<br>K: 2<br>S: 11<br>H: 0<br>LOB: 0<br>BB: 0<br>P: 15 | R: 4<br>E: 0<br>K: 0<br>S: 18<br>H: 4<br>LOB: 1<br>BB: 1<br>P: 29 | R: 0<br>E: 0<br>K: 2<br>S: 9<br>H: 0<br>LOB: 0<br>BB: 0<br>P: 15 | R: 0<br>E: 0<br>K: 0<br>S: 4<br>H: 0<br>LOB: 0<br>BB: 0<br>P: 7 | | 1B: 8<br>2B: 3<br>3B: 1<br>HR: 3<br>SF: 0<br>SAC: 1<br>DP: 3<br>HBP: 1 | | | | WP: 0<br>PB: 0<br>SB: 0<br>CS: 0<br>PA: 37 | | |

| PITCHER | | IP | WLS | BF | H | R | ER | SO | BB | IBB | HBP | BLK | WP | HR | S | P | ERA | WHIP |
|---|---|---|---|---|---|---|---|---|---|---|---|---|---|---|---|---|---|---|
| 35 Craig Stammen, R<br>ERA: 4.96 | (1, 1) | 3.0 | L | 16 | 8 | 6 | 6 | 0 | 0 | 0 | 0 | 0 | 0 | 1 | 31 | 44 | 18.00 | 2.667 |
| 36 Tyler Clippard, R<br>ERA: 2.86 | (4, 1) | 2.0 | | 7 | 2 | 1 | 1 | 2 | 0 | 0 | 0 | 0 | 0 | 1 | 20 | 27 | 4.50 | 1.000 |
| 26 Logan Kensing, R<br>ERA: 10.45 | (6, 1) | 0.2 | | 6 | 3 | 4 | 4 | 0 | 1 | 0 | 0 | 0 | 0 | 1 | 13 | 22 | 54.00 | 6.000 |
| 41 Ron Villone, L<br>ERA: 4.02 | (6, 1) | 2.1 | | 8 | 1 | 0 | 0 | 2 | 0 | 0 | 1 | 0 | 0 | 0 | 18 | 29 | 0.00 | 0.429 |

| PITCHER | IP | WLS | BF | H | R | ER | SO | BB | IBB | HBP | BLK | WP | HR | S | P | ERA | WHIP |
|---|---|---|---|---|---|---|---|---|---|---|---|---|---|---|---|---|---|

# BOTTOM

## Washington Nationals @ Pittsburgh Pirates

PNC Park, Pittsburgh, PA

Sat Aug 01 2009, 7:05 PM EDT
Att. 26,855 - Partly Cloudy - 80 F

livebaseballscorecards.com

| | |
|---|---|
| AB | 34 |
| R | 11 |
| H | 14 |
| RBI | 11 |
| BB | 1 |
| SO | 4 |
| LOB | 8 |

# Washington Nationals @ Pittsburgh Pirates

PNC Park, Pittsburgh, PA

Sun Aug 02 2009, 1:35 PM EDT

Att. 21,894 - Partly Cloudy - 77 F

TOP

livebaseballscorecards.com

| Batter | 1 | 2 | 3 | 4 | 5 | 6 | 7 | 8 | 9 | AB | R | H | RBI | BB | SO | LOB |
|---|---|---|---|---|---|---|---|---|---|---|---|---|---|---|---|---|
| 1 Nyjer Morgan, L (1, 8)<br>OBP: 0.372, SLG: 0.393 | B SI 88<br>B SI 89<br>C FF 89<br>X SI 90<br>2-1<br>G4-3 | | B SL 82<br>B FF 90<br>C SI 90<br>X SI 91<br>2-1<br>G6-3<br>1-2f | | | L SL 81<br>B SL 79<br>B SL 82<br>F SI 90<br>F FF 92<br>H SI 91<br>3-2<br>15 CS<br>HBP | | F FF 94<br>B CH 86<br>F FF 95<br>B FF 94<br>X FF 95<br>2-2<br>G4-3 | C FF 95<br>C FF 95<br>B SL 87<br>S SL 86<br>1-3<br>K2-3<br>1-2<br>2-3 | 4 | 0 | 0 | 0 | 0 | 1 | 3 |
| 15 Cristian Guzman, S (1, 6)<br>OBP: 0.321, SLG: 0.420 | C SI 89<br>B CH 82<br>B SI 88<br>X SI 90<br>2-1<br>11 G6-3<br>1B | | X SI 90<br>0-0<br>G6-3 | | | 1 SAFE<br>B SI 90<br>1 SAFE<br>C CU 76<br>1 SAFE<br>B CU 74<br>S SI 89<br>S SL 82<br>2-3<br>K<br>1-2 | | X FF 94<br>0-0<br>G4-3 | | 4 | 0 | 1 | 0 | 0 | 1 | 1 |
| 11 Ryan Zimmerman, R (1, 5)<br>OBP: 0.359, SLG: 0.499 | C SI 86<br>C SI 90<br>F SI 91<br>1 SAFE<br>X CU 74<br>0-2<br>G6-3<br>1-2f | | | C SI 89<br>B CH 82<br>B SI 90<br>X CH 83<br>2-1<br>16 FC5-4<br>1B | | | B CU 72<br>X CU 73<br>1-0<br>16 HR<br>1B | B FF 96<br>B FC 89<br>B FF 94<br>B FF 94<br>4-0<br>16 2B<br>BB | | 3 | 2 | 2 | 0 | 1 | 0 | 1 |
| 16 Josh Willingham, R (1, 7)<br>42 Jason Bergmann, R (8, 1)<br>41 Ron Villone, L (8, 1)<br>54 Mike MacDougal, S (9, 1) | | B SI 88<br>C SI 89<br>B CH 84<br>F SI 90<br>B SI 89<br>F SI 89<br>B SI 90<br>4-2<br>10 FC6-4<br>34 1B<br>12 G6-3<br>BB | | B CU 74<br>F SI 90<br>1 SAFE<br>B SI 90<br>B SI 88<br>1 SAFE<br>X SI 90<br>3-1<br>FC5-4<br>10 CS<br>1-2f | | | C SI 90<br>B CH 85<br>X SI 89<br>1-1<br>1-H<br>HR | B FF 94<br>C FF 94<br>S FC 89<br>1 SAFE<br>D FC 90<br>B FF 94<br>X FC 89<br>3-2<br>1-H<br>2B | | 3<br>0<br>0<br>0 | 2<br>0<br>0<br>0 | 2<br>0<br>0<br>0 | 3<br>0<br>0<br>0 | 1<br>0<br>0<br>0 | 0<br>0<br>0<br>0 | 1<br>0<br>0<br>0 |
| 34 Elijah Dukes, R (1, 9)<br>OBP: 0.305, SLG: 0.405 | | X SI 90<br>0-0<br>10 FC6-4<br>1-2<br>1B | | B CU 73<br>F CU 75<br>B CH 83<br>X SI 91<br>2-1<br>P3 | | | B SI 90<br>X CH 85<br>1-0<br>F9 | F FC 88<br>F FF 94<br>F FC 89<br>S FC 89<br>1-3<br>K | | 4 | 0 | 1 | 0 | 0 | 1 | 2 |
| 10 Ronnie Belliard, R (1, 3)<br>OBP: 0.254, SLG: 0.285 | | B SI 89<br>C CH 83<br>B SI 90<br>X CH 85<br>2-1<br>FC6-4<br>12 G6-3<br>1-2f<br>2-3 | | 1 SAFE<br>C CU 74<br>B SI 90<br>S CU 75<br>1 SAFE<br>1-2<br>CS | B CH 83<br>X CH 83<br>1-0<br>G4-3 | | B CU 75<br>B SI 92<br>C SI 86<br>B CH 83<br>F SI 90<br>F SL 82<br>X CU 76<br>3-2<br>12 2B<br>2B | | B FF 94<br>F FF 94<br>F FF 95<br>B FF 94<br>X FF 95<br>2-2<br>1 WP<br>22 S<br>1B | 4 | 1 | 2 | 0 | 0 | 0 | 2 |
| 12 Alberto Gonzalez, R (1, 4)<br>OBP: 0.315, SLG: 0.367 | | C SI 91<br>F CU 76<br>X SI 91<br>0-2<br>G6-3<br>1-2<br>3-H | | | B CU 72<br>B SI 89<br>F SI 89<br>C CH 84<br>C CU 74<br>2-3<br>K | | B SI 91<br>B CH 84<br>F FF 90<br>S CU 76<br>X SL 83<br>2-2<br>23 G4-3<br>2-H<br>2B | | C SL 83<br>1 SAFE<br>L FF 94<br>X SL 86<br>0-2<br>F8 | 4 | 0 | 1 | 2 | 0 | 1 | 2 |
| 23 Wil Nieves, R (1, 2)<br>OBP: 0.301, SLG: 0.301 | | C SI 90<br>B CH 84<br>B SI 90<br>F CH 84<br>T FF 90<br>2-2<br>K | | | X SI 90<br>0-0<br>G6-3 | | X FF 94<br>0-0<br>G4-3<br>2-3 | | B SL 83<br>1 SAFE<br>F FF 96<br>S SL 85<br>D SL 86<br>F FF 96<br>F SL 85<br>1 SAFE<br>X FF 96<br>2-2<br>P4 | 4 | 0 | 0 | 0 | 0 | 1 | 3 |
| 40 Collin Balester, R (1, 1)<br>OBP: 0.400, SLG: 0.250<br>17 Sean Burnett, L (6, 1)<br>6 Anderson Hernandez, S (7, PH)<br>OBP: 0.305, SLG: 0.316<br>29 Jorge Sosa, R (7, 1)<br>22 Willie Harris, L (8, 7)<br>OBP: 0.367, SLG: 0.385 | | | B SI 87<br>B SI 88<br>B FF 89<br>B FF 87<br>4-0<br>1 G6-3<br>BB | | | C FF 88<br>B SI 90<br>X SI 90<br>1-1<br>G3-1<br>X FF 95<br>0-0<br>F7 | | B FF 95<br>C FF 95<br>B SL 84<br>B FF 95<br>B FF 95<br>4-1<br>1 WP<br>1-2<br>BB | 1<br>0<br>1<br>0<br>0 | 0<br>0<br>0<br>0<br>0 | 0<br>0<br>0<br>0<br>0 | 0<br>0<br>0<br>0<br>1 | 1<br>0<br>0<br>0<br>0 | 0<br>0<br>0<br>0<br>0 | 0<br>0<br>1<br>0<br>0 |

| | AB | 32 |
|---|---|---|
| | R | 5 |
| | H | 9 |
| | RBI | 5 |
| | BB | 4 |
| | SO | 5 |
| | LOB | 16 |

| Inning Stats | 1 | 2 | 3 | 4 | 5 | 6 | 7 | 8 | 9 |
|---|---|---|---|---|---|---|---|---|---|
| | R: 0<br>E: 0<br>K: 0<br>S: 8<br>H: 1<br>LOB: 0<br>BB: 0<br>P: 12 | R: 1<br>E: 0<br>K: 1<br>S: 12<br>H: 1<br>LOB: 1<br>BB: 1<br>P: 20 | R: 0<br>E: 0<br>K: 0<br>S: 3<br>H: 0<br>LOB: 0<br>BB: 1<br>P: 9 | R: 0<br>E: 0<br>K: 0<br>S: 8<br>H: 1<br>LOB: 0<br>BB: 0<br>P: 16 | R: 0<br>E: 0<br>K: 1<br>S: 5<br>H: 0<br>LOB: 0<br>BB: 0<br>P: 8 | R: 0<br>E: 0<br>K: 1<br>S: 8<br>H: 0<br>LOB: 0<br>BB: 0<br>P: 14 | R: 3<br>E: 0<br>K: 0<br>S: 13<br>H: 4<br>LOB: 1<br>BB: 0<br>P: 21 | R: 1<br>E: 0<br>K: 1<br>S: 10<br>H: 1<br>LOB: 1<br>BB: 1<br>P: 20 | R: 0<br>E: 0<br>K: 1<br>S: 15<br>H: 1<br>LOB: 2<br>BB: 1<br>P: 24 |

| 1B: 5 | SF: 0 | WP: 1 | PA: 38 |
|---|---|---|---|
| 2B: 3 | SAC: 0 | PB: 0 | |
| 3B: 0 | DP: 2 | SB: 1 | |
| HR: 1 | HBP: 1 | CS: 2 | |

| PITCHER | | IP | WLS | BF | H | R | ER | SO | BB | IBB | HBP | BLK | WP | HR | S | P | ERA | WHIP |
|---|---|---|---|---|---|---|---|---|---|---|---|---|---|---|---|---|---|---|
| 28 Paul Maholm, L<br>ERA: 4.75 | (1, 1) | 6.1 | L | 25 | 7 | 4 | 4 | 3 | 2 | 0 | 1 | 0 | 0 | 1 | 55 | 98 | 5.68 | 1.421 |
| 43 Jesse Chavez, R<br>ERA: 3.71 | (7, 1) | 1.2 | | 7 | 1 | 1 | 1 | 1 | 1 | 0 | 0 | 0 | 0 | 0 | 12 | 22 | 5.40 | 1.200 |
| 52 Joel Hanrahan, R<br>ERA: 6.85 | (9, 1) | 1.0 | | 5 | 1 | 0 | 0 | 1 | 1 | 0 | 0 | 0 | 1 | 0 | 15 | 24 | 0.00 | 2.000 |

| PITCHER | | IP | WLS | BF | H | R | ER | SO | BB | IBB | HBP | BLK | WP | HR | S | P | ERA | WHIP |
|---|---|---|---|---|---|---|---|---|---|---|---|---|---|---|---|---|---|---|

| Batter | 1 | 2 | 3 | 4 | 5 | 6 | 7 | 8 | 9 | AB | R | H | RBI | BB | SO | LOB |
|---|---|---|---|---|---|---|---|---|---|---|---|---|---|---|---|---|
| 22 Andrew McCutchen, R (1, 8)<br>OBP: 0.347, SLG: 0.484 | C FF 90<br>F CU 76<br>F FF 92<br>S CU 76<br>0-3<br>K2-3 ① | | C CU 76<br>B CU 77<br>B FF 90<br>X CU 75<br>2-1<br>F7 ② | | | B FF 91<br>C CU 75<br>X CU 74<br>1-1<br>85<br>CS<br>1B | | X CU 79<br>0-0<br>F8 ① | | 4 | 0 | 1 | 0 | 0 | 1 | 1 |
| 85 Lastings Milledge, R (1, 7)<br>OBP: 0.289, SLG: 0.278 | C FF 91<br>X FF 91<br>0-1<br>G6-3 ② | | C CU 76<br>X FF 91<br>0-1<br>46<br>CS<br>1B | | | B CU 75<br>B FF 89<br>B FF 88<br>C FF 89<br>1 SAFE<br>C FF 88<br>X CU 77<br>3-2<br>1-2<br>46<br>BB<br>1B ② | | B CU 80<br>B CU 78<br>C SI 92<br>C CU 78<br>S CU 80<br>2-3<br>K ② | | 4 | 0 | 2 | 0 | 0 | 1 | 1 |
| 46 Garrett Jones, L (1, 3)<br>OBP: 0.371, SLG: 0.689 | B FF 92<br>C FF 92<br>B FF 91<br>F FF 92<br>F FF 92<br>F CU 76<br>F FF 92<br>S CU 78<br>2-3<br>K ③ | | B FF 91<br>1 SAFE<br>C CU 74<br>1-1<br>CS ③<br>1-2 | B CU 74<br>B CU 74<br>B FF 88<br>B FF 89<br>4-0<br>41<br>G4-6-3<br>BB | | B FF 90<br>1 SAFE<br>B FF 89<br>B CU 76<br>C FF 90<br>F CH 89<br>F CU 76<br>D FF 93<br>4-2<br>1-2<br>BB | | B SL 81<br>T SI 88<br>F SI 90<br>B SL 84<br>B SI 90<br>X FF 90<br>3-2<br>F8 ③ | | 2 | 0 | 0 | 0 | 2 | 1 | 1 |
| 41 Ryan Doumit, S (1, 2)<br>OBP: 0.248, SLG: 0.415 | | C FF 90<br>S CU 75<br>B FF 90<br>B FF 91<br>X CU 76<br>2-2<br>P4 ① | | C CU 73<br>B FF 89<br>X FF 88<br>1-1<br>G4-6-3 ①②<br>1-2f | | C SI 90<br>B SI 90<br>B SI 91<br>X SI 92<br>2-1<br>P4 ③ | | | X SI 97<br>0-0<br>G4-3 ① | 4 | 0 | 0 | 0 | 0 | 0 | 3 |
| 24 Delwyn Young, S (1, 4)<br>OBP: 0.372, SLG: 0.431 | | C FF 91<br>T FF 90<br>X FF 91<br>0-2<br>G5-3 ② | | F FF 91<br>B FF 91<br>X FF 89<br>1-1<br>F7 ③ | | | C FF 93<br>F FF 93<br>X FF 94<br>0-2<br>HR | | B SI 96<br>C SI 95<br>X SI 97<br>1-1<br>G6-3 ② | 4 | 1 | 1 | 1 | 0 | 0 | 0 |
| 15 Andy LaRoche, R (1, 5)<br>OBP: 0.332, SLG: 0.378 | | C FF 93<br>X FF 92<br>0-1<br>P4 ③ | | | B FF 89<br>B CU 74<br>C FF 88<br>C FF 89<br>B CU 76<br>X FF 89<br>3-2<br>P6 ① | | B SL 87<br>B SL 86<br>C FF 94<br>X FF 95<br>2-1<br>5<br>P2<br>1B | | B SI 97<br>C SI 97<br>B SI 98<br>B SI 96<br>B SI 96<br>4-1<br>BB | 3 | 0 | 1 | 0 | 1 | 0 | 0 |
| 44 Brandon Moss, L (1, 9)<br>OBP: 0.314, SLG: 0.385 | | | C FF 89<br>F FF 90<br>X CU 76<br>0-2<br>5<br>HR<br>1B | | C CU 76<br>B FF 90<br>F FF 90<br>X FF 91<br>1-2<br>P6 ② | | B FF 93<br>F FF 93<br>F SL 86<br>S SL 87<br>1-3<br>K ① | | B SI 98<br>C SI 97<br>D SI 98<br>X SI 97<br>2-1<br>L6 ③ | 4 | 1 | 1 | 0 | 0 | 1 | 2 |
| 5 Ronny Cedeno, R (1, 6)<br>OBP: 0.221, SLG: 0.310 | | | F FF 89<br>B FF 90<br>X FF 89<br>1-1<br>1-H<br>HR | | B FF 91<br>C CU 77<br>B CU 77<br>X CU 75<br>2-1<br>G5-3 ③ | | B SL 86<br>D SL 84<br>B FF 94<br>C FF 93<br>X SL 86<br>3-1<br>P2 ②③<br>1-2 | | | 3 | 1 | 1 | 2 | 0 | 0 | 1 |
| 28 Paul Maholm, L (1, 1)<br>OBP: 0.133, SLG: 0.143<br>43 Jesse Chavez, R (7, 1)<br>5 Ramón Vázquez, L (8, PH)<br>OBP: 0.356, SLG: 0.278<br>52 Joel Hanrahan, R (9, 1) | | | B FF 89<br>C FF 90<br>C FF 89<br>C FF 91<br>1-3<br>K ① | | | B FF 89<br>C FF 88<br>X FF 89<br>1-1<br>G4-3 ① | | C SI 91<br>F CU 79<br>X CU 79<br>0-2<br>1B | | 2<br>0<br>1<br>0 | 0<br>0<br>0<br>0 | 0<br>0<br>1<br>0 | 0<br>0<br>0<br>0 | 0<br>0<br>0<br>0 | 1<br>0<br>0<br>0 | 0<br>0<br>0<br>0 |
| Inning Stats | R: 0<br>E: 0<br>K: 2<br>S: 12<br>H: 0<br>LOB: 0<br>BB: 0<br>P: 14 | R: 0<br>E: 0<br>K: 0<br>S: 8<br>H: 0<br>LOB: 0<br>BB: 0<br>P: 10 | R: 2<br>E: 0<br>K: 1<br>S: 13<br>H: 3<br>LOB: 0<br>BB: 0<br>P: 18 | R: 0<br>E: 0<br>K: 0<br>S: 4<br>H: 0<br>LOB: 0<br>BB: 1<br>P: 10 | R: 0<br>E: 0<br>K: 0<br>S: 8<br>H: 0<br>LOB: 0<br>BB: 0<br>P: 14 | R: 0<br>E: 0<br>K: 0<br>S: 12<br>H: 2<br>LOB: 2<br>BB: 1<br>P: 23 | R: 1<br>E: 0<br>K: 1<br>S: 10<br>H: 2<br>LOB: 1<br>BB: 0<br>P: 16 | R: 0<br>E: 0<br>K: 1<br>S: 10<br>H: 1<br>LOB: 1<br>BB: 0<br>P: 15 | R: 0<br>E: 0<br>K: 0<br>S: 6<br>H: 0<br>LOB: 1<br>BB: 1<br>P: 13 | 1B: 6<br>2B: 0<br>3B: 0<br>HR: 2 | SF: 0<br>SAC: 0<br>DP: 1<br>HBP: 0 | | | | | | |

| PITCHER | IP | WLS | BF | H | R | ER | SO | BB | IBB | HBP | BLK | WP | HR | S | P | ERA | WHIP |
|---|---|---|---|---|---|---|---|---|---|---|---|---|---|---|---|---|---|
| 40 Collin Balester, R (1, 1)<br>ERA: 3.68 | 5.2 | | 21 | 5 | 2 | 2 | 3 | 2 | 0 | 0 | 0 | 0 | 1 | 55 | 85 | 3.18 | 1.235 |
| 17 Sean Burnett, L (6, 1)<br>ERA: 2.42 | 0.1 | W | 1 | 0 | 0 | 0 | 0 | 0 | 0 | 0 | 0 | 0 | 0 | 2 | 4 | 0.00 | 0.000 |
| 29 Jorge Sosa, R (7, 1)<br>ERA: 9.0 | 1.0 | H | 4 | 2 | 1 | 1 | 1 | 0 | 0 | 0 | 0 | 0 | 1 | 10 | 16 | 9.00 | 2.000 |
| 42 Jason Bergmann, R (8, 1)<br>ERA: 5.11 | 0.2 | H | 3 | 1 | 0 | 0 | 1 | 0 | 0 | 0 | 0 | 0 | 0 | 7 | 9 | 0.00 | 1.500 |
| 41 Ron Villone, L (8, 1)<br>ERA: 3.98 | 0.1 | H | 1 | 0 | 0 | 0 | 0 | 0 | 0 | 0 | 0 | 0 | 0 | 3 | 6 | 0.00 | 0.000 |

| PITCHER | IP | WLS | BF | H | R | ER | SO | BB | IBB | HBP | BLK | WP | HR | S | P | ERA | WHIP |
|---|---|---|---|---|---|---|---|---|---|---|---|---|---|---|---|---|---|
| 54 Mike MacDougal, R (9, 1)<br>ERA: 4.4 | 1.0 | S | 4 | 0 | 0 | 0 | 0 | 1 | 0 | 0 | 0 | 0 | 0 | 6 | 13 | 0.00 | 1.000 |

# BOTTOM

## Washington Nationals @ Pittsburgh Pirates

PNC Park, Pittsburgh, PA

Sun Aug 02 2009, 1:35 PM EDT
Att. 21,894 - Partly Cloudy - 77 F

livebaseballscorecards.com

| | |
|---|---|
| AB | 31 |
| R | 3 |
| H | 8 |
| RBI | 3 |
| BB | 3 |
| SO | 5 |
| LOB | 9 |

PA: 35

WP: 0
PB: 0
SB: 0
CS: 2

# Washington Nationals @ Pittsburgh Pirates

PNC Park, Pittsburgh, PA

Mon Aug 03 2009, 7:05 PM EDT

Att. 11,630 - Clear - 78 F

livebaseballscorecards.com

## TOP

| Batter | 1 | 2 | 3 | 4 | 5 | 6 | 7 | 8 | 9 | AB | R | H | RBI | BB | SO | LOB |
|---|---|---|---|---|---|---|---|---|---|---|---|---|---|---|---|---|
| 1 Nyjer Morgan, L (1, 8)<br>OBP: 0.370, SLG: 0.391 | B<br>B FF 93<br>C FF 92<br>F SI 89<br>B CH 80<br>F FF 89<br>X FF 94<br>3-2 ①<br>G4-3 | | B FF 90<br>X FF 94<br>1-0 ③<br>L8 | | | B FF 92<br>C SI 87<br>D CU 80<br>X SI 87<br>2-1 ①<br>G4-3<br>1-2 | F SI 90<br>B FF 92<br>X FF 90<br>1-1<br>15<br>3B<br>1B | X CH 83<br>0-0 ②<br>F7 | | 5 | 1 | 1 | 0 | 0 | 0 | 2 |
| 15 Cristian Guzman, S (1, 6)<br>OBP: 0.325, SLG: 0.426 | B FF 88<br>F SI 89<br>B FF 93<br>B FF 94<br>B FF 89<br>4-1<br>11<br>CS<br>BB | | | X FF 92<br>0-0 ①<br>G6-3 | | B CU 80<br>X FF 92<br>1-0<br>11<br>HBP<br>44<br>HR<br>2-H<br>1B | B CH 78<br>1 SAFE<br>1 SAFE<br>X FF 88<br>1-0<br>11<br>HR<br>1-H<br>3B | X CH 84<br>0-0 ③<br>G4-3 | | 4 | 2 | 2 | 2 | 1 | 0 | 1 |
| 11 Ryan Zimmerman, R (1, 5)<br>OBP: 0.362, SLG: 0.505 | C FF 86<br>F FF 93<br>1 SAFE<br>F FF 93<br>F CU 80<br>B FF 93<br>B CU 80<br>B FF 87<br>F FF 94<br>3-2 T FF 93 ②③<br>K<br>1-2 | | | C FF 94<br>X CU 81<br>0-1 ②<br>G6-3 | | 1 SAFE<br>F CU 80<br>B SI 87<br>H FF 93<br>2-1<br>44<br>HR<br>1-2<br>HBP | B CU 72<br>C FF 91<br>C FF 89<br>X SI 89<br>1-2<br>3-H<br>HR | | B FF 92<br>B FF 92<br>B SI 91<br>C FF 93<br>C FF 92<br>B FF 93<br>4-2<br>16<br>BB<br>BB | 3 | 2 | 1 | 2 | 1 | 1 | 1 |
| 44 Adam Dunn, L (1, 3)<br>OBP: 0.407, SLG: 0.563<br>10 Ronnie Belliard, R (7, PR)<br>OBP: 0.252, SLG: 0.282<br>(7, 3) | | C FF 92<br>B FF 87<br>F CH 81<br>S FF 93<br>1-3 ①<br>K | | T FF 93<br>B CU 80<br>X FF 93<br>1-1<br>1B | | B CU 80<br>C SI 88<br>B CU 81<br>X SI 88<br>2-1<br>1-H<br>2-H<br>HR | C FF 90<br>S CU 73<br>B CU 73<br>X FF 91<br>1-2<br>16<br>WP<br>34<br>1B<br>2B | | B CH 84<br>B SI 90<br>B FF 90<br>C SI 92<br>F SI 91<br>X FF 92<br>3-2 ①<br>F9 | 4<br>1 | 1<br>1 | 3<br>0 | 3<br>0 | 0<br>0 | 1<br>0 | 0<br>1 |
| 16 Josh Willingham, R (1, 7)<br>OBP: 0.420, SLG: 0.598<br>22 Willie Harris, L (9, 7)<br>OBP: 0.367, SLG: 0.385 | | B CH 82<br>F FF 93<br>F CH 81<br>B CU 80<br>B FF 94<br>X FF 94<br>3-2<br>34<br>WP<br>2B | | B FF 92<br>S FF 92<br>C FF 92<br>B FF 92<br>X SI 89<br>2-2 ③<br>G6-3 | | X FF 93<br>0-0 ②<br>G5-3 | D SL 78<br>D CH 78<br>B FF 86<br>B FF 89<br>4-0<br>7<br>WP<br>34<br>1B<br>2-3<br>BB | | B SI 91<br>B CH 85<br>F FF 92<br>B FF 92<br>B FF 92<br>4-1<br>1-2<br>BB | 3<br>0 | 0<br>0 | 1<br>0 | 0<br>0 | 2<br>0 | 0<br>0 | 1<br>0 |
| 34 Elijah Dukes, R (1, 9)<br>OBP: 0.311, SLG: 0.407 | | C CU 80<br>B CU 80<br>B FF 93<br>B CH 81<br>C SI 88<br>B CU 81<br>4-2<br>7<br>G6-4-3<br>2-3<br>BB | | | X CU 81<br>0-0 ①<br>G6-3 | B CU 81<br>F FF 92<br>X FF 92<br>1-1<br>1B | B SL 78<br>X FF 87<br>1-0<br>7<br>WP<br>1-2<br>3-H<br>1B | | F CU 76<br>S CU 76<br>S CU 77<br>0-3 ②<br>K | 4 | 0 | 2 | 1 | 1 | 1 | 2 |
| 7 Josh Bard, S (1, 2)<br>OBP: 0.319, SLG: 0.341 | | C SI 87<br>B SI 87<br>X FF 88<br>1-1 ②③<br>G6-4-3<br>1-2f | | | X FF 93<br>0-0 ②<br>G3 | 1 SAFE<br>1 SAFE<br>P PO 79<br>X FF 89<br>1-0 ③<br>G3 | C FF 91<br>F CH 84<br>D CH 85<br>B FF 90<br>X CH 84<br>2-2 ③<br>F9<br>1-2<br>2-3 | | B FF 92<br>F FF 92<br>C CU 75<br>F CU 77<br>B CU 75<br>T FF 93<br>2-2 ③<br>K | 5 | 0 | 0 | 0 | 0 | 1 | 7 |
| 12 Alberto Gonzalez, R (1, 4)<br>OBP: 0.311, SLG: 0.363<br>29 Jorge Sosa, R (8, 1)<br>17 Sean Burnett, L (8, 1)<br>26 Logan Kensing, R (9, 1)<br>54 Mike MacDougal, S (9, 1) | | | B FF 92<br>X SI 88<br>1-0 ①<br>F9 | | C FF 93<br>B CU 81<br>X FF 92<br>1-1 ③<br>G3 | | B FF 89<br>C FF 88<br>B SI 87<br>S SI 87<br>B SL 76<br>F FF 88<br>T SI 88<br>3-2 ①<br>K | C FF 90<br>S SL 83<br>S SL 82<br>0-3 ①<br>K | | 2<br>0<br>0<br>0<br>0 | 0<br>0<br>0<br>0<br>0 | 0<br>0<br>0<br>0<br>0 | 0<br>0<br>0<br>0<br>0 | 0<br>0<br>0<br>0<br>0 | 0<br>0<br>0<br>0<br>0 |
| 49 Garrett Mock, S (1, 1)<br>OBP: 0.143, SLG: 0.143<br>36 Tyler Clippard, R (5, 1)<br>6 Anderson Hernandez, S (5, 4)<br>OBP: 0.310, SLG: 0.320<br>25 Austin Kearns, R (8, PH)<br>OBP: 0.336, SLG: 0.305 | | | C FF 92<br>B FF 88<br>C FF 93<br>B CU 80<br>B FF 93<br>X FF 93<br>3-2 ②<br>G6-3 | | | C FF 92<br>B FF 92<br>B SI 88<br>X FF 88<br>2-1<br>1<br>G4-3<br>15<br>1B<br>1B | F FF 90<br>B FF 91<br>B CH 78<br>F FF 89<br>T CU 72<br>2-2 ②<br>K | B FF 90<br>X FF 88<br>1-0<br>1B | | 1<br>1<br>3<br>1 | 0<br>0<br>1<br>0 | 0<br>0<br>2<br>0 | 0<br>0<br>0<br>0 | 0<br>1<br>1<br>0 | 0<br>0<br>0<br>0 | 0<br>0<br>0<br>0 |

| | AB | 37 |
|---|---|---|
| | R | 8 |
| | H | 12 |
| | RBI | 8 |
| | BB | 5 |
| | SO | 7 |
| | LOB | 15 |

| Inning Stats | | | | | | | | | | | | | | | | | | | | | | | | | | | | | | | | | | |
|---|---|---|---|---|---|---|---|---|---|---|---|---|---|---|---|---|---|---|---|---|---|---|---|---|---|---|---|---|---|---|---|---|---|---|
| | R: 0<br>E: 0<br>K: 1<br>S: 11 | | H: 0<br>LOB: 1<br>BB: 1<br>P: 21 | | R: 0<br>E: 0<br>K: 1<br>S: 10 | | H: 1<br>LOB: 1<br>BB: 1<br>P: 19 | | R: 0<br>E: 0<br>K: 0<br>S: 5 | | H: 0<br>LOB: 0<br>BB: 0<br>P: 10 | | R: 0<br>E: 0<br>K: 0<br>S: 8 | | H: 1<br>LOB: 1<br>BB: 0<br>P: 11 | | R: 0<br>E: 0<br>K: 0<br>S: 4 | | H: 0<br>LOB: 0<br>BB: 0<br>P: 5 | | R: 4<br>E: 0<br>K: 0<br>S: 13 | | H: 4<br>LOB: 1<br>BB: 0<br>P: 23 | | R: 4<br>E: 0<br>K: 2<br>S: 20 | | H: 5<br>LOB: 2<br>BB: 1<br>P: 36 | | R: 0<br>E: 0<br>K: 1<br>S: 6 | | H: 1<br>LOB: 1<br>BB: 0<br>P: 7 | | R: 0<br>E: 0<br>K: 2<br>S: 13 | | H: 0<br>LOB: 2<br>BB: 2<br>P: 26 | | 1B: 7<br>2B: 3<br>3B: 1<br>HR: 2 | | SF: 0<br>SAC: 0<br>DP: 2<br>HBP: 1 | | WP: 3<br>PB: 0<br>SB: 0<br>CS: 1 | | PA: 43 |

| PITCHER | | IP | WLS | BF | H | R | ER | SO | BB | IBB | HBP | BLK | WP | HR | S | P | ERA | WHIP |
|---|---|---|---|---|---|---|---|---|---|---|---|---|---|---|---|---|---|---|
| 37 Charlie Morton, R<br>ERA: 4.03 | (1, 1) | 6.0 | L | 25 | 6 | 4 | 4 | 2 | 2 | 0 | 1 | 0 | 1 | 1 | 51 | 89 | 6.00 | 1.333 |
| 27 Jeff Karstens, R<br>ERA: 4.77 | (7, 1) | 0.2 | | 8 | 5 | 4 | 4 | 2 | 1 | 0 | 0 | 0 | 1 | 1 | 17 | 31 | 54.00 | 9.000 |
| 58 Steven Jackson, R<br>ERA: 3.2 | (7, 1) | 1.1 | | 5 | 1 | 0 | 0 | 1 | 0 | 0 | 0 | 0 | 1 | 0 | 9 | 12 | 0.00 | 0.750 |
| 56 Donnie Veal, L<br>ERA: 5.4 | (9, 1) | 1.0 | | 5 | 0 | 0 | 0 | 2 | 2 | 0 | 0 | 0 | 0 | 0 | 13 | 26 | 0.00 | 2.000 |

| PITCHER | IP | WLS | BF | H | R | ER | SO | BB | IBB | HBP | BLK | WP | HR | S | P | ERA | WHIP |
|---|---|---|---|---|---|---|---|---|---|---|---|---|---|---|---|---|---|

| Batter | 1 | 2 | 3 | 4 | 5 | 6 | 7 | 8 | 9 | AB | R | H | RBI | BB | SO | LOB |
|---|---|---|---|---|---|---|---|---|---|---|---|---|---|---|---|---|
| 22 Andrew McCutchen, R (1, 8)<br>OBP: 0.352, SLG: 0.498 | F FC 92<br>B FF 92<br>S SL 84<br>B SL 83<br>X FF 92<br>2-2 HR | B SI 92<br>C SL 82<br>B SL 81<br>D CU 77<br>B SL 81<br>4-1<br>1-2<br>46<br>1B<br>BB | | X SL 83<br>0-0 ①<br>L6 | | C FF 92<br>B CU 76<br>C FC 84<br>B CU 75<br>X FC 84<br>2-2 ③<br>G4-3 | | | C FF 93<br>S CU 82<br>B SL 90<br>X CU 82<br>1-2<br>85<br>FC3-6<br>1B | 4 | 1 | 2 | 1 | 1 | 0 | 1 |
| 85 Lastings Milledge, R (1, 7)<br>OBP: 0.256, SLG: 0.244 | C FF 93<br>C CU 77<br>X CU 77<br>0-2 ①<br>G6-3 | C SL 83<br>C SL 81<br>D SL 81<br>S FF 91<br>1-3 ②<br>K | | X SI 91<br>0-0 ②③<br>G5-4-3<br>1-2f | | | B FF 89<br>B FF 87<br>C FF 88<br>F FF 90<br>F FF 89<br>S CH 79<br>2-3 ①<br>K | | F FF 92<br>F FF 93<br>X FF 93<br>0-2 ①<br>FC3-6<br>46<br>FC3-5<br>1-2f | 5 | 0 | 0 | 0 | 0 | 2 | 4 |
| 46 Garrett Jones, L (1, 9)<br>OBP: 0.380, SLG: 0.679 | B SI 94<br>B SI 93<br>B SI 93<br>B FF 92<br>4-0<br>41<br>E<br>51<br>1B<br>BB | B CU 76<br>B CH 80<br>X SI 92<br>2-0<br>1-2<br>2-3<br>1B | | | B CU 75<br>B CH 78<br>B FF 90<br>B FF 91<br>4-0<br>51<br>BB<br>41<br>1B<br>24<br>G1-2-3<br>BB | | C FF 91<br>B CU 76<br>X FF 90<br>1-1<br>E3<br>41<br>L4-6 | | X FF 93<br>0-0 ②<br>FC3-5<br>41<br>2B<br>1-2f | 3 | 2 | 1 | 0 | 2 | 0 | 1 |
| 41 Ryan Doumit, S (1, 2)<br>OBP: 0.262, SLG: 0.431 | B CU 76<br>1 SAFE<br>B SI 92<br>B SI 92<br>C FF 92<br>X FF 93<br>3-1<br>E9<br>51<br>1B<br>24<br>FC6-4<br>1-3<br>1B | B CU 77<br>X FF 92<br>1-0 ③<br>G3 | | | B FF 91<br>B SI 90<br>B CH 79<br>C FF 91<br>X FF 91<br>3-1<br>24<br>G1-2-3<br>51<br>BB<br>1-2<br>1B | | C FF 88<br>X CH 78<br>0-1 ②③<br>L4-6<br>2-2 | | C FF 94<br>X FF 93<br>0-1<br>1-H<br>2B | 5 | 1 | 3 | 1 | 0 | 0 | 4 |
| 51 Steve Pearce, R (1, 3)<br>OBP: 0.340, SLG: 0.435 | C SI 92<br>D SL 82<br>B SL 82<br>X SI 93<br>2-1<br>24<br>FC6-4<br>2-3<br>3-H<br>1B | | C FF 92<br>S CH 78<br>B CH 77<br>X FC 91<br>1-2 ①<br>G5-3 | | B FF 91<br>B SI 90<br>C SL 80<br>C SI 91<br>D SL 80<br>B SI 90<br>4-2<br>24<br>G1-2-3<br>1-2<br>2-3<br>BB | | | C SL 84<br>B SL 84<br>B FF 92<br>B FF 91<br>X FF 92<br>3-1<br>15<br>1B<br>2B | F FF 93<br>B FF 94<br>F FF 94<br>D CU 82<br>F FF 94<br>D CU 81<br>F FF 93<br>B FF 94<br>4-2<br>BB | 3 | 0 | 2 | 1 | 2 | 0 | 0 |
| 24 Delwyn Young, S (1, 4)<br>OBP: 0.363, SLG: 0.419 | F SI 92<br>B SI 92<br>C SI 92<br>X SI 92<br>1-2 ②<br>FC6-4<br>15<br>FC5-4<br>1-2f<br>3-H | C FF 91<br>B FC 91<br>B CH 78<br>F CH 80<br>X FF 92<br>2-2 ②<br>F9 | | | C FF 91<br>S CH 80<br>X FF 91<br>0-2 ①②<br>G1-2-3<br>1-2<br>2-3<br>3-Hf | | | B FF 92<br>S FF 91<br>B SL 85<br>F FF 92<br>S SL 86<br>2-3 ①<br>K | F SI 95<br>S SI 98<br>B SI 96<br>B SI 97<br>X SI 96<br>2-2 ③<br>G4-3 | 5 | 0 | 0 | 1 | 0 | 1 | 7 |
| 15 Andy LaRoche, R (1, 5)<br>OBP: 0.334, SLG: 0.379 | X SI 93<br>0-0 ③<br>FC5-4<br>1-2f | | B SL 84<br>F FC 92<br>B CH 79<br>B FF 92<br>C FF 90<br>X FF 91<br>3-2<br>5<br>FC6<br>1B | | C FF 90<br>D CU 76<br>B CH 79<br>B FC 90<br>F CH 80<br>X FF 90<br>2-2 ③<br>P6 | | | B SL 86<br>C FF 92<br>X SL 84<br>1-1<br>5<br>G1-3<br>2-3<br>1B | | 4 | 0 | 2 | 0 | 0 | 0 | 3 |
| 5 Ronny Cedeno, R (1, 6)<br>OBP: 0.217, SLG: 0.303 | | B SI 90<br>F FF 91<br>F SL 82<br>B CU 77<br>F FF 92<br>X SL 82<br>2-2 ①<br>P4 | C FF 91<br>X FF 90<br>0-1 ③<br>FC6<br>1-2f | | | B FF 89<br>B CH 79<br>C FF 90<br>B FF 90<br>C FF 91<br>C FF 91<br>3-3 ①<br>K | | X SL 86<br>0-0 ②<br>G1-3<br>1-2 | | 4 | 0 | 0 | 0 | 0 | 1 | 3 |
| 37 Charlie Morton, R (1, 1)<br>OBP: 0.143, SLG: 0.143<br>18 Jeff Salazar, L (6, PH)<br>OBP: 0.167, SLG: 0.063<br>27 Jeff Karstens, R (7, 1)<br>OBP: 0.190, SLG: 0.056<br>58 Steven Jackson, R (7, 1)<br>44 Brandon Moss, L (8, PH)<br>OBP: 0.313, SLG: 0.383<br>56 Donnie Veal, L (9, 1) | | C FF 91<br>B SL 79<br>X FF 92<br>1-1<br>E3<br>46<br>1B<br>22<br>WP | | C FF 87<br>S FF 89<br>B FC 91<br>X FC 90<br>1-2<br>85<br>G5-4-3<br>1B | | B FF 90<br>S FF 90<br>B CH 82<br>S FF 92<br>F FF 92<br>B FF 91<br>X FF 92<br>3-2 ②<br>F9 | | C SL 78<br>D SL 80<br>F SL 80<br>S SL 81<br>1-3 ③<br>K | | 2<br>1<br>0<br>0<br>1<br>0 | 0<br>0<br>0<br>0<br>0<br>0 | 1<br>0<br>0<br>0<br>0<br>0 | 0<br>0<br>0<br>0<br>0<br>0 | 0<br>0<br>0<br>0<br>1<br>0 | 0<br>0<br>0<br>0<br>2<br>0 | 0<br>1<br>0<br>0<br>2<br>0 |
| Inning Stats | R: 3<br>E: 1<br>K: 0<br>S: 14<br>H: 3<br>LOB: 1<br>BB: 1<br>P: 26 | R: 0<br>E: 1<br>K: 1<br>S: 12<br>H: 1<br>LOB: 3<br>BB: 1<br>P: 23 | R: 0<br>E: 0<br>K: 0<br>S: 11<br>H: 1<br>LOB: 1<br>BB: 0<br>P: 17 | R: 0<br>E: 0<br>K: 0<br>S: 5<br>H: 1<br>LOB: 0<br>BB: 0<br>P: 6 | R: 0<br>E: 0<br>K: 0<br>S: 10<br>H: 1<br>LOB: 2<br>BB: 2<br>P: 23 | R: 0<br>E: 0<br>K: 1<br>S: 10<br>H: 0<br>LOB: 0<br>BB: 0<br>P: 18 | R: 0<br>E: 1<br>K: 1<br>S: 8<br>H: 0<br>LOB: 0<br>BB: 0<br>P: 11 | R: 0<br>E: 0<br>K: 2<br>S: 11<br>H: 2<br>LOB: 2<br>BB: 0<br>P: 18 | R: 1<br>E: 0<br>K: 0<br>S: 16<br>H: 2<br>LOB: 2<br>BB: 1<br>P: 23 | 1B: 8<br>2B: 3<br>3B: 0<br>HR: 1<br>SF: 0<br>SAC: 0<br>DP: 3<br>HBP: 0 | | | | | | |

| PITCHER | | IP | WLS | BF | H | R | ER | SO | BB | IBB | HBP | BLK | WP | HR | S | P | ERA | WHIP |
|---|---|---|---|---|---|---|---|---|---|---|---|---|---|---|---|---|---|---|
| 49 Garrett Mock, R<br>ERA: 6.75 | (1, 1) | 4.0 | | 23 | 7 | 3 | 2 | 1 | 4 | 0 | 0 | 0 | 1 | 1 | 46 | 87 | 4.50 | 2.750 |
| 36 Tyler Clippard, R<br>ERA: 2.52 | (5, 1) | 3.0 | W | 8 | 0 | 0 | 0 | 2 | 0 | 0 | 0 | 0 | 0 | 0 | 24 | 37 | 0.00 | 0.000 |
| 29 Jorge Sosa, R<br>ERA: 5.4 | (8, 1) | 0.2 | | 4 | 2 | 0 | 0 | 1 | 0 | 0 | 0 | 0 | 0 | 0 | 8 | 14 | 0.00 | 3.000 |
| 17 Sean Burnett, L<br>ERA: 2.4 | (8, 1) | 0.1 | | 1 | 0 | 0 | 0 | 1 | 0 | 0 | 0 | 0 | 0 | 0 | 3 | 4 | 0.00 | 0.000 |
| 26 Logan Kensing, R<br>ERA: 10.55 | (9, 1) | 0.2 | | 5 | 2 | 1 | 1 | 0 | 1 | 0 | 0 | 0 | 0 | 0 | 13 | 18 | 13.50 | 4.500 |

| PITCHER | | IP | WLS | BF | H | R | ER | SO | BB | IBB | HBP | BLK | WP | HR | S | P | ERA | WHIP |
|---|---|---|---|---|---|---|---|---|---|---|---|---|---|---|---|---|---|---|
| 54 Mike MacDougal, R<br>ERA: 4.34 | (9, 1) | 0.1 | S | 1 | 0 | 0 | 0 | 0 | 0 | 0 | 0 | 0 | 0 | 0 | 3 | 5 | 0.00 | 0.000 |

# BOTTOM

## Washington Nationals @ Pittsburgh Pirates

PNC Park, Pittsburgh, PA

Mon Aug 03 2009, 7:05 PM EDT

Att. 11,630 - Clear - 78 F

livebaseballscorecards.com

| | |
|---|---|
| AB | 37 |
| R | 4 |
| H | 11 |
| RBI | 4 |
| BB | 5 |
| SO | 5 |
| LOB | 25 |

WP: 1 PA: 42
PB: 0
SB: 0
CS: 0

# Arizona Diamondbacks @ Pittsburgh Pirates

PNC Park, Pittsburgh, PA

Tue Aug 04 2009, 7:05 PM EDT

Att. 11,294 - Cloudy - 79 F

livebaseballscorecards.com

TOP

| Batter | 1 | 2 | 3 | 4 | 5 | 6 | 7 | 8 | 9 | AB | R | H | RBI | BB | SO | LOB |
|---|---|---|---|---|---|---|---|---|---|---|---|---|---|---|---|---|
| 6 Stephen Drew, L (1, 6)<br>OBP: 0.338, SLG: 0.451 | B FF 90<br>B FF 89<br>X FF 90<br>2-0 F7 ① | | C FF 88<br>B CU 74<br>C CU 75<br>X FF 90<br>1-2 G6-3 ① | B FF 88<br>X FF 88<br>1-0 14 HR 1B | | B FF 92<br>F FF 92<br>X FF 94<br>1-1 F7 ① | C CU 80<br>S CU 81<br>X CU 84<br>0-2 L1 ③ | | S CH 87<br>C SL 84<br>F SL 86<br>F FF 95<br>B SL 86<br>B CH 88<br>X FF 95<br>2-2 L9 ③ | 6 | 1 | 1 | 0 | 0 | 0 | 4 |
| 14 Ryan Roberts, R (1, 4)<br>OBP: 0.370, SLG: 0.437 | B SI 91<br>X FF 90<br>1-0 10 2B 1B | | C CU 76<br>B FF 89<br>X CH 82<br>1-1 HR | 1 SAFE<br>B CU 74<br>B CU 73<br>X FF 87<br>2-0 1-H HR | | C FF 94<br>S SL 83<br>B SL 84<br>S SL 83<br>1-3 K ② | | B FF 90<br>X SL 81<br>1-0 1B | | 5 | 2 | 4 | 3 | 0 | 1 | 0 |
| 10 Justin Upton, R (1, 9)<br>OBP: 0.374, SLG: 0.543 | 1 SAFE<br>B SI 90<br>X SI 90<br>1-0 1-3 2B | | X SI 89<br>0-0 F7 ② | C CU 74<br>F SI 89<br>B CU 74<br>B FF 90<br>S CU 75<br>2-3 K ③ | | B FF 94<br>B SL 82<br>F FF 94<br>S SL 83<br>X SL 84<br>2-2 E5 27 1B 1B | | B FF 90<br>C FF 91<br>S CH 84<br>S CH 85<br>1-3 K ① | | 5 | 1 | 2 | 0 | 0 | 2 | 1 |
| 27 Mark Reynolds, R (1, 5)<br>OBP: 0.369, SLG: 0.589 | B SI 90<br>B FF 90<br>S SI 90<br>S FF 90<br>B CU 76<br>X SI 90<br>3-2 P5 ② | | C FF 89<br>B FF 89<br>B FF 90<br>B SI 90<br>S FF 90<br>X FF 90<br>3-2 1B | | C CU 74<br>X SI 88<br>0-1 24 BB 18 1B 1B | X FF 95<br>0-0 2-H 18 S 1B | | F FF 91<br>F CH 84<br>B FF 91<br>F CH 85<br>B SL 85<br>F FF 91<br>F SL 82<br>S FF 90<br>3-3 K ② | | 5 | 0 | 3 | 1 | 0 | 1 | 3 |
| 18 Gerardo Parra, L (1, 7)<br>OBP: 0.319, SLG: 0.423 | X CU 76<br>0-0 G2-3 ③ | | C FF 89<br>F CU 75<br>D SL 80<br>F CU 75<br>1 SAFE<br>F FF 90<br>D SL 80<br>X FF 89<br>2-2 F8 ③ | | X CU 74<br>0-0 24 BB 1-2 1B | B FF 92<br>C FF 93<br>S SL 84<br>B SL 84<br>S SL 83<br>2-3 1-2 K ③ | | C FF 91<br>B CH 84<br>S CH 84<br>S CH 85<br>1-3 K ③ | | 5 | 0 | 1 | 0 | 0 | 2 | 5 |
| 19 Chris Snyder, R (1, 2)<br>OBP: 0.341, SLG: 0.374 | | C SI 90<br>B SI 90<br>B CH 82<br>X SI 90<br>2-1 E5 | | X SI 88<br>0-0 F8 ① | B SI 88<br>B CH 81<br>C SI 87<br>B CU 74<br>X SI 89<br>3-1 F8 ① | | F FC 94<br>B FC 94<br>C CU 78<br>CU 81<br>F CU 80<br>F FC 92<br>F CU 80<br>C CU 81<br>2-3 K ① | | F FF 93<br>B SL 83<br>S SL 84<br>B FF 94<br>S SL 85<br>2-3 K ① | 5 | 0 | 0 | 0 | 0 | 2 | 2 |
| 18 Chad Tracy, L (1, 3)<br>OBP: 0.287, SLG: 0.387 | | B FF 89<br>C FF 89<br>B SL 81<br>F FF 90<br>F FF 90<br>X CU 75<br>2-2 F7 ① | C<br>B<br>B CU 73<br>B FF 89<br>B FF 88<br>4-1 24 HR BB | | X FF 87<br>0-0 F7 ② | C FF 94<br>B FC 95<br>C CU 82<br>S CU 83<br>1-3 K ② | | X FF 93<br>0-0 28 1B 1B | 4 | 1 | 1 | 0 | 1 | 1 | 3 |
| 24 Chris Young, R (1, 8)<br>OBP: 0.293, SLG: 0.363 | | C SI 89<br>X FF 88<br>0-1 P2 ② | B CU 75<br>B FF 88<br>C SI 88<br>X SI 88<br>2-1 1-H HR | | B CU 74<br>B CU 75<br>C SI 89<br>B CH 80<br>B SI 87<br>4-1 48 FC6-4 1-2 2-3 BB | F FC 94<br>B CU 82<br>B FF 93<br>C CU 80<br>B CU 85<br>B FC 93<br>4-2 48 BB BB | | C SL 83<br>B SL 84<br>B SL 83<br>S SL 84<br>S FF 95<br>2-3 K ② | 3 | 1 | 1 | 2 | 2 | 1 | 2 |
| 48 Yusmeiro Petit, R (1, 1)<br>28 Alex Romero, L (9, PH)<br>OBP: 0.328, SLG: 0.352<br>47 Leo Rosales, R (9, 1) | | X SI 88<br>0-0 L4 ③ | F FF 88<br>B SI 88<br>X SI 89<br>1-1 G4-3 ② | | B SI 88<br>F SI 89<br>D CU 74<br>X SI 89<br>2-1 1-2f FC6-4 ③ | B FC 92<br>B FC 90<br>B FF 92<br>B FF 92<br>4-0 1-2 BB | | F CH 88<br>B SL 85<br>C SL 84<br>B FF 95<br>X CH 87<br>2-2 1-2 1B | 3<br>1<br>0 | 0<br>0<br>0 | 0<br>1<br>0 | 0<br>0<br>0 | 1<br>0<br>0 | 0<br>0<br>0 | 4<br>0<br>0 |

| Inning Stats | | | | | | | | | |
|---|---|---|---|---|---|---|---|---|---|
| | R: 0<br>E: 0<br>K: 0<br>S: 7 | H: 2<br>LOB: 2<br>BB: 0<br>P: 14 | R: 0<br>E: 1<br>K: 0<br>S: 9 | H: 0<br>LOB: 1<br>BB: 0<br>P: 13 | R: 1<br>E: 0<br>K: 0<br>S: 14 | H: 2<br>LOB: 1<br>BB: 0<br>P: 21 | R: 4<br>E: 0<br>K: 1<br>S: 11 | H: 3<br>LOB: 0<br>BB: 1<br>P: 23 | R: 0<br>E: 0<br>K: 0<br>S: 9 | H: 2<br>LOB: 3<br>BB: 1<br>P: 18 |
| | R: 1<br>E: 1<br>K: 2<br>S: 12 | H: 2<br>LOB: 1<br>BB: 0<br>P: 18 | R: 0<br>E: 0<br>K: 2<br>S: 14 | H: 0<br>LOB: 2<br>BB: 2<br>P: 25 | R: 0<br>E: 0<br>K: 3<br>S: 13 | H: 1<br>LOB: 1<br>BB: 0<br>P: 19 | R: 0<br>E: 0<br>K: 2<br>S: 15 | H: 2<br>LOB: 2<br>BB: 0<br>P: 23 | 1B: 10<br>2B: 1<br>3B: 0<br>HR: 3 | SF: 0<br>SAC: 0<br>DP: 0<br>HBP: 0 | WP: 0<br>PB: 0<br>SB: 1<br>CS: 0 | PA: 46 |

| PITCHER | IP | WLS | BF | H | R | ER | SO | BB | IBB | HBP | BLK | WP | HR | S | P | ERA | WHIP |
|---|---|---|---|---|---|---|---|---|---|---|---|---|---|---|---|---|---|
| 57 Zach Duke, L (1, 1)<br>ERA: 3.45 | 5.0 | L | 27 | 9 | 5 | 5 | 1 | 2 | 0 | 0 | 0 | 0 | 3 | 50 | 89 | 9.00 | 2.200 |
| 52 Joel Hanrahan, R (6, 1)<br>ERA: 6.7 | 1.0 | | 5 | 2 | 1 | 0 | 2 | 0 | 0 | 0 | 0 | 0 | 0 | 12 | 18 | 0.00 | 2.000 |
| 47 Evan Meek, R (7, 1)<br>ERA: 3.48 | 1.0 | | 5 | 0 | 0 | 0 | 2 | 2 | 0 | 0 | 0 | 0 | 0 | 14 | 25 | 0.00 | 2.000 |
| 58 Steven Jackson, R (8, 1)<br>ERA: 3.05 | 1.0 | | 4 | 1 | 0 | 0 | 3 | 0 | 0 | 0 | 0 | 0 | 0 | 13 | 19 | 0.00 | 1.000 |
| 55 Matt Capps, R (9, 1)<br>ERA: 5.8 | 1.0 | | 5 | 2 | 0 | 0 | 2 | 0 | 0 | 0 | 0 | 0 | 0 | 15 | 23 | 0.00 | 2.000 |

| PITCHER | IP | WLS | BF | H | R | ER | SO | BB | IBB | HBP | BLK | WP | HR | S | P | ERA | WHIP |
|---|---|---|---|---|---|---|---|---|---|---|---|---|---|---|---|---|---|

| | |
|---|---|
| AB | 42 |
| R | 6 |
| H | 14 |
| RBI | 6 |
| BB | 4 |
| SO | 10 |
| LOB | 24 |

# Arizona Diamondbacks @ Pittsburgh Pirates

PNC Park, Pittsburgh, PA

Tue Aug 04 2009, 7:05 PM EDT

Att. 11,294 - Cloudy - 79 F

livebaseballscorecards.com

## BOTTOM

| Batter | 1 | 2 | 3 | 4 | 5 | 6 | 7 | 8 | 9 | AB | R | H | RBI | BB | SO | LOB |
|---|---|---|---|---|---|---|---|---|---|---|---|---|---|---|---|---|
| 22 Andrew McCutchen, R (1, 8)<br>OBP: 0.351, SLG: 0.491 | C FC 86<br>C CU 73<br>B SL 80<br>F FC 87<br>X CU 74<br>1-2 G5-3 ① | | B CU 77<br>B SL 78<br>C SL 78<br>B FF 88<br>B CU 74<br>4-1 2-3 BB | | | B FC 84<br>C CU 74<br>C FC 87<br>X SL 80<br>1-2 F9 ② | | B SL 78<br>C FF 87<br>D CU 76<br>C CH 77<br>X CU 74<br>2-2 F9 ② | | 3 | 0 | 0 | 0 | 1 | 0 | 2 |
| 85 Lastings Milledge, R (1, 7)<br>OBP: 0.234, SLG: 0.222 | S FC 86<br>B FC 87<br>S FC 88<br>B FC 88<br>B CU 76<br>F FF 89<br>S FC 88<br>3-3 K ② | | X FC 87<br>0-0 F8 ③ | | | C FC 87<br>X FC 88<br>0-1 G3-1 ③ | | F FC 88<br>F FC 89<br>B SL 80<br>S CU 76<br>1-3 K ③ | | 4 | 0 | 0 | 0 | 0 | 2 | 4 |
| 46 Garrett Jones, L (1, 9)<br>OBP: 0.368, SLG: 0.655 | B FF 87<br>X CU 75<br>1-0 G4-3 ③ | | | C FC 85<br>C FC 87<br>C FC 87<br>0-3 K ① | | | X CH 75<br>0-0 F8 ① | | C FF 90<br>F FF 91<br>B CH 81<br>S CH 81<br>1-3 K ① | 4 | 0 | 0 | 0 | 0 | 2 | 0 |
| 41 Ryan Doumit, S (1, 2)<br>OBP: 0.254, SLG: 0.417 | | C CU 73<br>B FF 88<br>X SL 84<br>1-1 P4 ① | | F FC 87<br>X SL 78<br>0-1 P4 ② | | | C SL 83<br>X SL 84<br>0-1 L4 ② | | C FF 91<br>B CU 75<br>S CH 79<br>F FF 90<br>F CH 82<br>B CH 81<br>F FF 91<br>B CH 83<br>S CH 82<br>3-3 K ② | 4 | 0 | 0 | 0 | 0 | 1 | 0 |
| 51 Steve Pearce, R (1, 3)<br>OBP: 0.333, SLG: 0.408 | | C CH 75<br>S SL 82<br>B SL 78<br>X FC 89<br>1-2 G4-3 ② | | C FF 88<br>S SL 82<br>X SL 80<br>0-2 L3 ③ | | | B SL 83<br>B CH 76<br>B SL 77<br>C FC 88<br>T SL 80<br>F SL 81<br>F SL 82<br>B CU 76<br>4-2 BB | | C FF 91<br>X SL 84<br>0-1 F8 ③ | 3 | 0 | 0 | 0 | 1 | 0 | 0 |
| 15 Andy LaRoche, R (1, 5)<br>OBP: 0.332, SLG: 0.376 | | B FC 88<br>B FC 88<br>C CH 77<br>F SL 79<br>X FC 87<br>2-2 F8 ③ | | | X SL 80<br>0-0 G5-3 ① | | C FC 88<br>B FF 89<br>B FF 88<br>F CU 74<br>F FF 89<br>X CH 76<br>2-2 G6-3 ③ | | | 3 | 0 | 0 | 0 | 0 | 0 | 1 |
| 5 Ramón Vázquez, L (1, 4)<br>OBP: 0.356, SLG: 0.274 | | | B FC 84<br>C CU 73<br>X CU 73<br>1-1 P6 ① | | B FC 85<br>C FC 85<br>X CH 77<br>1-1 F9 ② | | | B FC 86<br>C FF 86<br>F CU 75<br>B CU 75<br>B CH 75<br>F FF 87<br>B FF 87<br>4-2 5 1B BB | | 2 | 0 | 0 | 0 | 1 | 0 | 0 |
| 5 Ronny Cedeno, R (1, 6)<br>OBP: 0.219, SLG: 0.304 | | | B FC 86<br>F FF 87<br>F FC 87<br>B FC 88<br>X FC 88<br>2-2 E9 22 S | | B SL 81<br>C SL 80<br>F FC 88<br>S CU 74<br>1-3 K ③ | | | C FF 87<br>F SL 82<br>B FC 86<br>F FC 87<br>1 SAFE<br>X CH 76<br>1-2 1-2 1B | | 3 | 0 | 1 | 0 | 0 | 1 | 0 |
| 57 Zach Duke, L (1, 1)<br>OBP: 0.233, SLG: 0.250<br>52 Joel Hanrahan, R (6, 1)<br>18 Jeff Salazar, L (6, PH)<br>OBP: 0.158, SLG: 0.059<br>47 Evan Meek, R (7, 1)<br>58 Steven Jackson, R (8, 1)<br>24 Delwyn Young, S (8, PH)<br>OBP: 0.361, SLG: 0.417<br>55 Matt Capps, R (9, 1) | | | C FC 87<br>B CU 74<br>F FC 86<br>F CH 75<br>X FC 87<br>1-2 F8 ② | | | X CU 73<br>0-0 F9 ① | | C FF 87<br>X CH 76<br>0-1 P3 ① | | 1<br>0<br>1<br>0<br>0<br>1<br>0 | 0<br>0<br>0<br>0<br>0<br>0<br>0 | 0<br>0<br>0<br>0<br>0<br>0<br>0 | 0<br>0<br>0<br>0<br>0<br>0<br>0 | 0<br>0<br>0<br>0<br>0<br>0<br>0 | 0<br>0<br>0<br>0<br>0<br>0<br>0 | 1<br>0<br>0<br>0<br>0<br>2<br>0 |
| Inning Stats | R: 0 E: 0 K: 1 S: 9 H: 0 LOB: 0 BB: 0 P: 14 | R: 0 E: 0 K: 0 S: 8 H: 0 LOB: 0 BB: 0 P: 12 | R: 0 E: 1 K: 0 S: 11 H: 0 LOB: 2 BB: 1 P: 19 | R: 0 E: 0 K: 1 S: 8 H: 0 LOB: 0 BB: 0 P: 8 | R: 0 E: 0 K: 1 S: 6 H: 0 LOB: 0 BB: 0 P: 8 | R: 0 E: 0 K: 0 S: 6 H: 0 LOB: 0 BB: 0 P: 7 | R: 0 E: 0 K: 0 S: 11 H: 0 LOB: 1 BB: 1 P: 17 | R: 0 E: 0 K: 1 S: 15 H: 1 LOB: 2 BB: 1 P: 23 | R: 0 E: 0 K: 2 S: 11 H: 0 LOB: 0 BB: 0 P: 15 | 1B: 1<br>2B: 0<br>3B: 0<br>HR: 0 | SF: 0<br>SAC: 0<br>DP: 0<br>HBP: 0 | | WP: 0<br>PB: 0<br>SB: 1<br>CS: 0 | PA: 32 | | | |

| | AB | 29 |
|---|---|---|
| | R | 0 |
| | H | 1 |
| | RBI | 0 |
| | BB | 3 |
| | SO | 6 |
| | LOB | 10 |

| PITCHER | | IP | WLS | BF | H | R | ER | SO | BB | IBB | HBP | BLK | WP | HR | S | P | ERA | WHIP |
|---|---|---|---|---|---|---|---|---|---|---|---|---|---|---|---|---|---|---|
| 48 Yusmeiro Petit, R<br>ERA: 5.81 | (1, 1) | 8.0 | W | 29 | 1 | 0 | 0 | 4 | 3 | 0 | 0 | 0 | 0 | 0 | 74 | 108 | 0.00 | 0.500 |
| 47 Leo Rosales, R<br>ERA: 5.25 | (9, 1) | 1.0 | | 3 | 0 | 0 | 0 | 2 | 0 | 0 | 0 | 0 | 0 | 0 | 11 | 15 | 0.00 | 0.000 |

| PITCHER | IP | WLS | BF | H | R | ER | SO | BB | IBB | HBP | BLK | WP | HR | S | P | ERA | WHIP |
|---|---|---|---|---|---|---|---|---|---|---|---|---|---|---|---|---|---|

# Arizona Diamondbacks @ Pittsburgh Pirates

PNC Park, Pittsburgh, PA

Wed Aug 05 2009, 7:05 PM EDT

Att. 11,470 - Cloudy - 76 F

livebaseballscorecards.com

| Batter | 1 | 2 | 3 | 4 | 5 | 6 | 7 | 8 | 9 | AB | R | H | RBI | BB | SO | LOB |
|---|---|---|---|---|---|---|---|---|---|---|---|---|---|---|---|---|
| 6 Stephen Drew, L (1, 6)<br>OBP: 0.336, SLG: 0.447 | B FF 90<br>X FF 91<br>1-0 ① F7 | | B FF 86<br>X FF 90<br>1-0 ① F8 | | B FF 90<br>C CH 79<br>F CH 81<br>B SL 80<br>X FF 92<br>2-2 ① G6-3 | | B FF 93<br>C CH 84<br>S CH 85<br>C FF 93<br>1-3 ① K | C CU 82<br>X CU 83<br>0-1 ③ 2-H 3-H 1B | | 5 | 0 | 1 | 2 | 0 | 1 | 0 |
| 18 Gerardo Parra, L (1, 7) (8, 8)<br>OBP: 0.320, SLG: 0.430 | B FF 92<br>C CH 82<br>C FF 93<br>F SL 82<br>F SL 82<br>B FF 94<br>F CH 83<br>X SL 82<br>2-2 3B | | B CH 78<br>B FF 89<br>C CH 80<br>F FF 89<br>B SL 79<br>X FF 90<br>3-2 27 S 10 G4-3 1B | | X FF 92<br>0-0 ② F8 | | C FF 94<br>B CH 85<br>B CH 85<br>F FF 94<br>F FC 89<br>S CH 86<br>2-3 ② K | | X SI 89<br>0-0 ① F7 | 5 | 0 | 2 | 0 | 0 | 1 | 0 |
| 10 Justin Upton, R (1, 9)<br>OBP: 0.374, SLG: 0.541<br>50 Chad Qualls, R (9, 1) | X FF 94<br>0-0 ② G3 | | 1 SAFE<br>C FF 92<br>1 SAFE<br>S SL 81<br>1 SAFE<br>F SL 82<br>D SL 80<br>X FF 92<br>1-2 ② G4-3 | | B FF 92<br>B SL 79<br>B FF 91<br>C FF 90<br>X FF 92<br>3-1 ③ P3 | | B FF 93<br>B CH 87<br>F FF 94<br>C FF 94<br>X FC 89<br>2-2 27 S 1B | | C SI 90<br>B SL 77<br>C FF 89<br>B CU 69<br>F SL 76<br>F FF 89<br>B CU 67<br>X FF 87<br>3-2 27 CS 1B | 5<br>0 | 0<br>0 | 2<br>0 | 0<br>0 | 0<br>0 | 0<br>0 | 2<br>0 |
| 27 Mark Reynolds, R (1, 5)<br>OBP: 0.367, SLG: 0.583 | S SL 82<br>S FF 94<br>B FF 94<br>F SL 81<br>S SL 82<br>1-3 ③ K | | C SL 80<br>B FF 92<br>B SL 81<br>F FF 92<br>D SL 82<br>B CH 83<br>4-2 2-3 BB | | | B SL 78<br>F FF 91<br>S SL 79<br>B SL 78<br>X FF 92<br>2-2 ① F8 | C CH 84<br>S CH 85<br>B FF 94<br>S CH 85<br>1-3 ③ 1-2 K | | B FF 89<br>C SI 86<br>1 SAFE<br>B SL 76<br>X SI 90<br>2-1 ② ③ 1-2 F9 | 4 | 0 | 0 | 0 | 1 | 2 | 3 |
| 26 Miguel Montero, L (1, 2)<br>OBP: 0.348, SLG: 0.484 | | C FF 90<br>F FF 93<br>S SL 82<br>0-3 ① K | B CH 82<br>X CH 83<br>1-0 ③ G3-1 | | | S FF 92<br>B FF 92<br>X CH 81<br>1-1 ② F8 | | C FF 93<br>S CH 85<br>B CH 86<br>X CH 86<br>1-2 ① G4-3 | | 4 | 0 | 0 | 0 | 0 | 1 | 2 |
| 14 Ryan Roberts, R (1, 4) (9, 7)<br>OBP: 0.379, SLG: 0.458 | | B FF 91<br>C FF 92<br>B FF 92<br>X FF 92<br>2-1 ② G5-3 | | B SL 78<br>F FF 90<br>F FF 90<br>B SL 78<br>B SL 80<br>B FF 91<br>4-2 BB | | B SL 79<br>X FF 93<br>1-0 HR | | B FF 94<br>B SL 84<br>F FF 94<br>F FF 95<br>B SL 85<br>F SL 83<br>F FF 97<br>B FF 96<br>4-2 18 E 28 1B BB | | 2 | 2 | 1 | 1 | 2 | 0 | 0 |
| 18 Chad Tracy, L (1, 3)<br>OBP: 0.291, SLG: 0.386 | | B FF 92<br>B FF 91<br>B FF 90<br>C FF 89<br>F FF 91<br>B FF 90<br>4-2 24 BB BB | | X FF 91<br>0-0 ① F8 | | C FF 91<br>X FF 92<br>0-1 24 BB 1B | | B FF 93<br>1 SAFE<br>B CH 82<br>1 SAFE<br>B FF 94<br>C FF 93<br>1 SAFE<br>C FF 95<br>F FF 94<br>3-2 X FF 85 FC1 29 G4-3 28 1B 6 1B<br>1-2 | | 3 | 1 | 1 | 0 | 1 | 0 | 2 |
| 24 Chris Young, R (1, 8)<br>OBP: 0.297, SLG: 0.362<br>28 Alex Romero, L (8, PH) (8, 7) (9, 9)<br>OBP: 0.339, SLG: 0.364 | | B FF 92<br>1 SAFE<br>1 SAFE<br>B FF 93<br>C FF 92<br>B FF 92<br>F FF 90<br>B SL 79<br>4-2 1-2 BB | | C SL 80<br>1 SAFE<br>X FF 91<br>0-1 ② F7 | | B SL 79<br>C SL 78<br>B SL 80<br>B SL 80<br>B SL 78<br>4-1 1-2 BB | | C FF 92<br>B CU 79<br>X FF 92<br>1-1 29 G4-3 6 1B 1-2 2-H 1B | | 1<br>1 | 0<br>1 | 0<br>1 | 0<br>1 | 2<br>0 | 0<br>0 | 1<br>0 |
| 49 Doug Davis, R (1, 1)<br>OBP: 0.146, SLG: 0.195<br>29 Josh Whitesell, L (8, PH)<br>OBP: 0.361, SLG: 0.279<br>57 Jon Rauch, R (8, 1)<br>11 Augie Ojeda, S (9, 4)<br>OBP: 0.340, SLG: 0.321 | | B FF 90<br>X FF 90<br>1-0 ③ G6-3 | | B FF 92<br>C FF 89<br>S SL 79<br>X SL 81<br>1-2 ③ G5-3 | | S SL 77<br>B SL 80<br>S FF 92<br>F SL 81<br>X SL 81<br>1-2 ③ G5-3 | | B FF 93<br>B CU 79<br>S FF 91<br>X FF 94<br>2-1 ② G4-3<br>1-2<br>2-3 | | 3<br>1<br>0<br>0 | 0<br>0<br>0<br>0 | 0<br>0<br>0<br>0 | 0<br>0<br>0<br>0 | 0<br>0<br>0<br>0 | 0<br>0<br>0<br>0 | 5<br>2<br>0<br>0 |

| Inning Stats | 1 | 2 | 3 | 4 | 5 | 6 | 7 | 8 | 9 |
|---|---|---|---|---|---|---|---|---|---|
| | R: 0<br>E: 0<br>K: 1<br>S: 12 | H: 1<br>LOB: 1<br>BB: 0<br>P: 16 | R: 0<br>E: 0<br>K: 1<br>S: 10 | H: 0<br>LOB: 2<br>BB: 2<br>P: 21 | R: 0<br>E: 0<br>K: 0<br>S: 11 | H: 1<br>LOB: 2<br>BB: 1<br>P: 21 | R: 0<br>E: 0<br>K: 0<br>S: 8 | H: 0<br>LOB: 1<br>BB: 1<br>P: 13 | R: 0<br>E: 0<br>K: 0<br>S: 6 | H: 0<br>LOB: 0<br>BB: 0<br>P: 11 | R: 1<br>E: 0<br>K: 0<br>S: 13 | H: 2<br>LOB: 2<br>BB: 1<br>P: 22 | R: 0<br>E: 0<br>K: 3<br>S: 13 | H: 1<br>LOB: 1<br>BB: 0<br>P: 19 | R: 3<br>E: 1<br>K: 0<br>S: 17 | H: 2<br>LOB: 1<br>BB: 1<br>P: 28 | R: 0<br>E: 0<br>K: 0<br>S: 8 | H: 1<br>LOB: 0<br>BB: 0<br>P: 13 |

| | | | | | | | | | | | | | | | | | | | | | | | | | | | | | | | | |
|---|---|---|---|---|---|---|---|---|---|---|---|---|---|---|---|---|---|---|---|---|---|---|---|---|---|---|---|---|---|---|---|---|
| 1B: 6<br>2B: 0<br>3B: 1<br>HR: 1 | SF: 0<br>SAC: 0<br>DP: 0<br>HBP: 0 | WP: 0<br>PB: 0<br>SB: 2<br>CS: 1 | PA: 40 |
|---|---|---|---|

| PITCHER | | IP | WLS | BF | H | R | ER | SO | BB | IBB | HBP | BLK | WP | HR | S | P | ERA | WHIP |
|---|---|---|---|---|---|---|---|---|---|---|---|---|---|---|---|---|---|---|
| 49 Ross Ohlendorf, R<br>ERA: 4.29 | (1, 1) | 6.0 | | 27 | 4 | 1 | 1 | 2 | 5 | 0 | 0 | 0 | 0 | 1 | 60 | 104 | 1.50 | 1.500 |
| 43 Jesse Chavez, R<br>ERA: 3.6 | (7, 1) | 1.1 | H | 5 | 1 | 0 | 0 | 3 | 0 | 0 | 0 | 0 | 0 | 0 | 16 | 23 | 0.00 | 0.750 |
| 52 Joel Hanrahan, R<br>ERA: 6.7 | (8, 1) | 0.0 | L | 2 | 0 | 0 | 0 | 0 | 1 | 0 | 0 | 0 | 0 | 0 | 8 | 15 | ∞ | ∞ |
| 47 Evan Meek, R<br>ERA: 3.63 | (8, 1) | 0.2 | B | 3 | 2 | 3 | 1 | 0 | 0 | 0 | 0 | 0 | 0 | 0 | 6 | 9 | 13.50 | 3.000 |
| 27 Jeff Karstens, R<br>ERA: 4.72 | (9, 1) | 1.0 | | 3 | 1 | 0 | 0 | 0 | 0 | 0 | 0 | 0 | 0 | 0 | 8 | 13 | 0.00 | 1.000 |

| PITCHER | | IP | WLS | BF | H | R | ER | SO | BB | IBB | HBP | BLK | WP | HR | S | P | ERA | WHIP |
|---|---|---|---|---|---|---|---|---|---|---|---|---|---|---|---|---|---|---|

| TOP | |
|---|---|
| AB | 34 |
| R | 4 |
| H | 8 |
| RBI | 4 |
| BB | 6 |
| SO | 5 |
| LOB | 17 |

# BOTTOM

## Arizona Diamondbacks @ Pittsburgh Pirates

PNC Park, Pittsburgh, PA

Wed Aug 05 2009, 7:05 PM EDT

Att. 11,470 - Cloudy - 76 F

livebaseballscorecards.com

| Batter | 1 | 2 | 3 | 4 | 5 | 6 | 7 | 8 | 9 | AB | R | H | RBI | BB | SO | LOB |
|---|---|---|---|---|---|---|---|---|---|---|---|---|---|---|---|---|
| 5 Ronny Cedeno, R (1, 6)<br>OBP: 0.219, SLG: 0.303 | C FF 82<br>X CH 75<br>0-1<br>85<br>SH3<br>1B | | C FC 81<br>X FC 81<br>0-1 ①<br>G4-3 | | B CU 68<br>C CU 68<br>F CU 70<br>X FC 84<br>1-2 ③<br>G6-3 | | | C SL 85<br>F CU 75<br>B FF 92<br>F FF 92<br>B SL 83<br>X CU 75<br>2-2 ②<br>G5-3 | | 4 | 0 | 1 | 0 | 0 | 0 | 0 |
| 85 Lastings Milledge, R (1, 7)<br>OBP: 0.240, SLG: 0.229 | X FF 82<br>0-0 ①<br>SH3<br>1-2 | | B FC 81<br>B CH 76<br>X FC 81<br>2-0<br>24<br>CS<br>1B | | | B SI 85<br>B SL 68<br>B FC 82<br>C FC 81<br>C FC 81<br>C FC 81<br>3-3 ①<br>K | | C SL 87<br>B CU 76<br>X FF 92<br>1-1 ③<br>F9 | | 3 | 0 | 1 | 0 | 0 | 1 | 0 |
| 24 Delwyn Young, S (1, 4)<br>OBP: 0.354, SLG: 0.408 | B CU 66<br>X FC 80<br>1-0 ②<br>L4 | | F FC 81<br>1 SAFE<br>C FC 82<br>X SI 87<br>0-2 ②③<br>G6-3<br>1-2 | | | B CH 77<br>B CH 78<br>X FC 82<br>2-0 ②<br>F9 | | | C SI 91<br>B SI 93<br>B SI 92<br>F SI 91<br>S SL 87<br>2-3 ①<br>K | 4 | 0 | 0 | 0 | 0 | 1 | 2 |
| 46 Garrett Jones, L (1, 9)<br>OBP: 0.364, SLG: 0.667 | C CH 77<br>S FC 81<br>C SI 87<br>0-3 ③<br>K | | | C CU 70<br>X CU 67<br>0-1 ①<br>P4 | | B FC 82<br>X CH 78<br>1-0 ③<br>F9 | | | F SI 93<br>B SI 93<br>X SL 83<br>1-1<br>HR | 4 | 1 | 1 | 1 | 0 | 1 | 1 |
| 51 Steve Pearce, R (1, 3)<br>OBP: 0.328, SLG: 0.385 | | B FC 81<br>C FC 79<br>B CH 76<br>B FC 82<br>C FC 80<br>B FC 83<br>4-2<br>15<br>HR<br>BB | | C FC 83<br>B CU 70<br>B CU 68<br>B FC 83<br>C FC 83<br>S CH 79<br>3-3 ②<br>K | | | C CU 68<br>F SI 88<br>B FC 82<br>X CH 79<br>1-2 ①<br>F8 | | S SL 86<br>B SL 87<br>S SL 85<br>B SL 88<br>X SL 86<br>2-2 ②<br>G6-3 | 3 | 1 | 0 | 0 | 1 | 1 | 0 |
| 15 Andy LaRoche, R (1, 5)<br>OBP: 0.336, SLG: 0.387 | | B FC 80<br>C CU 66<br>X FC 81<br>1-1<br>1-H<br>HR | | B CU 69<br>S CU 69<br>X FF 86<br>1-1<br>1B | | | B FC 82<br>B CH 79<br>B CU 69<br>B FC 82<br>4-0<br>BB | | C SL 85<br>S SL 86<br>B SL 87<br>S SL 87<br>1-3 ③<br>K | 3 | 1 | 2 | 2 | 1 | 1 | 0 |
| 18 Jeff Salazar, L (1, 8)<br>OBP: 0.136, SLG: 0.050 | | B SI 84<br>X FC 83<br>1-0 ①<br>P6 | | X FC 83<br>0-0 ③<br>F7 | | | F FC 83<br>1 SAFE<br>1 SAFE<br>F CU 71<br>C SI 87<br>0-3 ②<br>K | | | 3 | 0 | 0 | 0 | 0 | 1 | 2 |
| 35 Jason Jaramillo, S (1, 2)<br>OBP: 0.320, SLG: 0.378 | | B FF 82<br>F FC 81<br>X CU 68<br>1-1 ②<br>F9 | | | B FF 85<br>C CH 79<br>X CH 78<br>1-1 ①<br>F9 | | B FC 84<br>X FC 84<br>1-0 ③<br>G5-3 | | | 3 | 0 | 0 | 0 | 0 | 0 | 1 |
| 49 Ross Ohlendorf, R (1, 1)<br>OBP: 0.093, SLG: 0.071<br>43 Jesse Chavez, R (7, 1)<br>52 Joel Hanrahan, R (8, 1)<br>47 Evan Meek, R (8, 1)<br>5 Ramón Vázquez, L (8, PH)<br>OBP: 0.354, SLG: 0.272<br>27 Jeff Karstens, R (9, 1)<br>OBP: 0.190, SLG: 0.056 | | C FF 83<br>B CU 67<br>B FC 82<br>X FC 82<br>2-1 ③<br>G5-3 | | | B FF 85<br>C FF 86<br>F FC 85<br>S FC 82<br>1-3 ②<br>K | | | B CU 74<br>C FF 90<br>F FF 91<br>X SL 88<br>1-2 ①<br>G4-3 | | 2<br>0<br>0<br>0<br>0<br>1 | 0<br>0<br>0<br>0<br>0<br>0 | 0<br>0<br>0<br>0<br>0<br>0 | 0<br>0<br>0<br>0<br>0<br>0 | 1<br>0<br>0<br>0<br>0<br>0 | 0<br>0<br>0<br>0<br>0<br>0 | 0<br>0<br>0<br>0<br>0<br>0 |
| Inning Stats | R: 0<br>E: 0<br>K: 1<br>S: 7<br>H: 1<br>LOB: 1<br>BB: 0<br>P: 8 | R: 2<br>E: 0<br>K: 0<br>S: 9<br>H: 1<br>LOB: 0<br>BB: 1<br>P: 18 | R: 0<br>E: 0<br>K: 0<br>S: 6<br>H: 1<br>LOB: 0<br>BB: 0<br>P: 8 | R: 0<br>E: 0<br>K: 1<br>S: 8<br>H: 1<br>LOB: 1<br>BB: 0<br>P: 12 | R: 0<br>E: 0<br>K: 1<br>S: 8<br>H: 0<br>LOB: 0<br>BB: 0<br>P: 11 | R: 0<br>E: 0<br>K: 1<br>S: 5<br>H: 0<br>LOB: 0<br>BB: 0<br>P: 11 | R: 0<br>E: 0<br>K: 1<br>S: 7<br>H: 0<br>LOB: 1<br>BB: 1<br>P: 13 | R: 0<br>E: 0<br>K: 0<br>S: 9<br>H: 0<br>LOB: 0<br>BB: 0<br>P: 13 | R: 1<br>E: 0<br>K: 2<br>S: 11<br>H: 1<br>LOB: 0<br>BB: 0<br>P: 17 | 1B: 3<br>2B: 0<br>3B: 0<br>HR: 2 | SF: 0<br>SAC: 1<br>DP: 0<br>HBP: 0 | | | | | | |

| | AB | 30 |
|---|---|---|
| | R | 3 |
| | H | 5 |
| | RBI | 3 |
| | BB | 2 |
| | SO | 7 |
| | LOB | 6 |

| PITCHER | | IP | WLS | BF | H | R | ER | SO | BB | IBB | HBP | BLK | WP | HR | S | P | ERA | WHIP |
|---|---|---|---|---|---|---|---|---|---|---|---|---|---|---|---|---|---|---|
| 49 Doug Davis, L<br>ERA: 3.67 | (1, 1) | 7.0 | W | 26 | 4 | 2 | 2 | 5 | 2 | 0 | 0 | 0 | 0 | 1 | 50 | 81 | 2.57 | 0.857 |
| 57 Jon Rauch, R<br>ERA: 3.8 | (8, 1) | 1.0 | H | 3 | 0 | 0 | 0 | 0 | 0 | 0 | 0 | 0 | 0 | 0 | 9 | 13 | 0.00 | 0.000 |
| 50 Chad Qualls, R<br>ERA: 3.35 | (9, 1) | 1.0 | S | 4 | 1 | 1 | 1 | 2 | 0 | 0 | 0 | 0 | 0 | 1 | 11 | 17 | 9.00 | 1.000 |

| PITCHER | IP | WLS | BF | H | R | ER | SO | BB | IBB | HBP | BLK | WP | HR | S | P | ERA | WHIP |
|---|---|---|---|---|---|---|---|---|---|---|---|---|---|---|---|---|---|

| Batter | 1 | 2 | 3 | 4 | 5 | 6 | 7 | 8 | 9 | 10 | 11 | 12 | AB | R | H | RBI | BB | SO | LOB |
|---|---|---|---|---|---|---|---|---|---|---|---|---|---|---|---|---|---|---|---|
| 6 Stephen Drew, L (1, 6)<br>OBP: 0.335, SLG: 0.451 | F7 | | K | | F8 | | HR | G4-3<br>2-3 | | | F9 | 28 2B<br>15 SF8<br>IBB | 6 | 2 | 1 | 1 | 1 | 1 | 2 |
| 28 Alex Romero, L (1, 9)<br>OBP: 0.362, SLG: 0.403 | K | | 27 2B<br>18 1B<br>1B | | 18 S<br>2-H<br>1B | | P5 | F8 | | | 18 1B<br>1B | 26 1B<br>1-3<br>2-H<br>3-H<br>2B | 7 | 2 | 4 | 3 | 0 | 1 | 1 |
| 18 Gerardo Parra, L (1, 8)<br>OBP: 0.329, SLG: 0.434 | 1B | | 27 2B<br>1-2<br>1B | | K<br>1-2 | | 26 WP<br>26 G3-1<br>27 1B<br>1B | | K | | 24 BB<br>1-3<br>1B | 26 1B<br>26 E<br>IBB | 6 | 2 | 4 | 0 | 1 | 2 | 1 |
| 27 Mark Reynolds, R (1, 5)<br>OBP: 0.370, SLG: 0.594<br>35 Clay Zavada, L (9, 1)<br>24 Chris Young, R (11, PH)<br>OBP: 0.299, SLG: 0.362<br>57 Jon Rauch, R (11, 1)<br>15 Dan Haren, R (12, PH)<br>OBP: 0.264, SLG: 0.380<br>47 Leo Rosales, R (12, 1) | L1 | | 1-H<br>2-H<br>2B | | | HR | 26 G3-1<br>26 WP<br>1-2<br>1B | | K | K<br>BB<br>3-H | | SF8 | 5 | 1 | 3 | 2 | 0 | 1 | 1 |
| 26 Miguel Montero, L (1, 2)<br>OBP: 0.346, SLG: 0.483 | | F8 | | K | | 18 G3-1<br>2B | G3-1<br>1-3<br>2-H | | K | | K | E9<br>1-H<br>2-H<br>1B | 7 | 0 | 2 | 2 | 0 | 3 | 4 |
| 18 Chad Tracy, L (1, 3)<br>OBP: 0.286, SLG: 0.377 (9, 5) | | F7 | | G3-1 | | G3-1<br>2-3 | F9 | | | 16 FC2-6<br>1B | G6-3 | F7 | 7 | 0 | 1 | 0 | 0 | 0 | 6 |
| 16 Trent Oeltjen, L (1, 7)<br>OBP: 0.333, SLG: 0.833 | 11 S<br>1B | | | F9 | | P4 | HR | 6 G4-3<br>2B | | FC2-6<br>19 S<br>1-2f | | B2 | 6 | 1 | 2 | 1 | 0 | 0 | 2 |
| 11 Augie Ojeda, S (1, 4)<br>OBP: 0.350, SLG: 0.335 | F9<br>1-2 | | | | 39 SH2-3<br>28 1B<br>1B | IBB | K | | K | G3-1<br>1-2 | | 19 2B<br>28 2B<br>1B | 5 | 2 | 3 | 0 | 1 | 1 | 2 |
| 39 Max Scherzer, R (1, 1)<br>OBP: 0.216, SLG: 0.250<br>58 Juan Gutierrez, R (6, 1)<br>60 Scott Schoeneweis, L (6, 1)<br>29 Josh Whitesell, L (8, PH)<br>OBP: 0.398, SLG: 0.276<br>32 Esmerling Vasquez, R (8, 1)<br>19 Chris Snyder, R (9, 3)<br>OBP: 0.343, SLG: 0.383 | | | G6-3 | | SH2-3<br>1-2 | K | | | | | | 28 2B<br>1-3<br>2B | 2 | 0 | 0 | 0 | 0 | 1 | 2 |
| Inning Stats | R: 0<br>E: 0<br>K: 1<br>S: 10<br>H: 1<br>LOB: 1<br>BB: 0<br>P: 16 | R: 0<br>E: 0<br>K: 0<br>S: 11<br>H: 1<br>LOB: 1<br>BB: 0<br>P: 17 | R: 1<br>E: 0<br>K: 1<br>S: 16<br>H: 3<br>LOB: 2<br>BB: 0<br>P: 21 | R: 0<br>E: 0<br>K: 1<br>S: 6<br>H: 0<br>LOB: 0<br>BB: 0<br>P: 8 | R: 1<br>E: 0<br>K: 1<br>S: 13<br>H: 2<br>LOB: 1<br>BB: 0<br>P: 16 | R: 1<br>E: 0<br>K: 1<br>S: 12<br>H: 2<br>LOB: 2<br>BB: 1<br>P: 24 | R: 2<br>E: 0<br>K: 0<br>S: 15<br>H: 3<br>LOB: 1<br>BB: 0<br>P: 20 | R: 1<br>E: 0<br>K: 1<br>S: 11<br>H: 2<br>LOB: 1<br>BB: 0<br>P: 18 | R: 0<br>E: 0<br>K: 3<br>S: 9<br>H: 0<br>LOB: 0<br>BB: 0<br>P: 12 | R: 0<br>E: 0<br>K: 1<br>S: 15<br>H: 1<br>LOB: 1<br>BB: 0<br>P: 19 | R: 0<br>E: 0<br>K: 1<br>S: 10<br>H: 2<br>LOB: 3<br>BB: 1<br>P: 18 | R: 5<br>E: 1<br>K: 0<br>S: 11<br>H: 4<br>LOB: 1<br>BB: 2<br>P: 22 | 1B: 13<br>2B: 5<br>3B: 0<br>HR: 3 | SF: 1<br>SAC: 1<br>DP: 0<br>HBP: 0 | WP: 1<br>PB: 0<br>SB: 3<br>CS: 0 | PA: 60 | | | |

| PITCHER | | IP | WLS | BF | H | R | ER | SO | BB | IBB | HBP | BLK | WP | HR | S | P | ERA | WHIP |
|---|---|---|---|---|---|---|---|---|---|---|---|---|---|---|---|---|---|---|
| 25 Kevin Hart, R<br>ERA: 2.94 | (1, 1) | 6.0 | | 27 | 9 | 3 | 3 | 5 | 0 | 1 | 0 | 0 | 0 | 1 | 68 | 102 | 4.50 | 1.500 |
| 27 Jeff Karstens, R<br>ERA: 4.9 | (7, 1) | 0.1 | H | 4 | 3 | 2 | 2 | 0 | 0 | 0 | 0 | 0 | 0 | 1 | 12 | 16 | 54.00 | 9.000 |
| 43 Jesse Chavez, R<br>ERA: 3.66 | (7, 1) | 1.2 | B | 7 | 2 | 1 | 1 | 1 | 0 | 0 | 0 | 0 | 1 | 1 | 14 | 22 | 5.40 | 1.200 |
| 55 Matt Capps, R<br>ERA: 5.5 | (9, 1) | 2.0 | | 7 | 1 | 0 | 0 | 4 | 0 | 0 | 0 | 0 | 0 | 0 | 24 | 31 | 0.00 | 0.500 |
| 58 Steven Jackson, R<br>ERA: 4.37 | (11, 1) | 2.0 | L | 15 | 6 | 5 | 4 | 1 | 1 | 2 | 0 | 0 | 0 | 0 | 21 | 40 | 18.00 | 3.500 |

| PITCHER | IP | WLS | BF | H | R | ER | SO | BB | IBB | HBP | BLK | WP | HR | S | P | ERA | WHIP |
|---|---|---|---|---|---|---|---|---|---|---|---|---|---|---|---|---|---|

TOP

# Arizona Diamondbacks @ Pittsburgh Pirates

PNC Park, Pittsburgh, PA

Thu Aug 06 2009, 7:05 PM EDT

Att. 17,311 - Cloudy - 74 F

livebaseballscorecards.com

| | |
|---|---|
| AB | 54 |
| R | 11 |
| H | 21 |
| RBI | 10 |
| BB | 4 |
| SO | 11 |
| LOB | 23 |

| Batter | 1 | 2 | 3 | 4 | 5 | 6 | 7 | 8 | 9 | 10 | 11 | 12 | AB | R | H | RBI | BB | SO | LOB |
|---|---|---|---|---|---|---|---|---|---|---|---|---|---|---|---|---|---|---|---|
| 22 Andrew McCutchen, R (1, 8)<br>OBP: 0.358, SLG: 0.496 | B FF 92<br>C FF 94<br>B FF 94<br>X FF 94<br>2-1 G6-3 ① | | B SL 85<br>B FF 94<br>C FF 94<br>B FF 94<br>F FF 95<br>B FF 96<br>4-2 85 2B BB | | X SL 84<br>0-0 2B | F FF 96<br>B FF 96<br>B CH 84<br>C CU 84<br>B CU 84<br>F FF 96<br>X FF 96<br>3-2 E6 | | B SI 96<br>B SI 96<br>I IN 72<br>I IN 70<br>1-2 IBB | | | B SL 87<br>C SL 86<br>B SL 83<br>X SL 86<br>2-1 85 1B 1B | | 4 | 1 | 2 | 0 | 2 | 0 | 0 |
| 85 Lastings Milledge, R (1, 7)<br>OBP: 0.268, SLG: 0.264 | C FF 94<br>B CH 85<br>S CH 84<br>B FF 96<br>B FF 96<br>B FF 95<br>4-2 41 S 46 BB 24 1B BB | | C SL 85<br>X SL 85<br>0-1 41 G4-3 1-H 2B | | F FF 93<br>B FF 94<br>C FF 95<br>X FF 96<br>1-2 G5-3 ① | C FF 95<br>1 SAFE<br>F CU 84<br>1 SAFE<br>C FF 95<br>0-3 K ② | | B SI 97<br>S CH 82<br>X SI 97<br>1-1 G6-3 ③ | | | L SL 86<br>L SL 85<br>B SL 84<br>X FF 92<br>1-2 1-2 1B | | 5 | 1 | 2 | 1 | 1 | 1 | 4 |
| 46 Garrett Jones, L (1, 3)<br>OBP: 0.356, SLG: 0.639 | B FF 94<br>B FF 93<br>F FF 94<br>B FF 94<br>B FF 95<br>4-1 24 1B 1-2 BB | | X FF 95<br>0-0 F8 ① | | B CH 86<br>S CH 85<br>B FF 94<br>F FF 95<br>B FF 96<br>S CH 86<br>3-3 K ② | 1 SAFE<br>B SL 78<br>X SI 87<br>1-0 G4-3 ③ | | | C CH 80<br>S FF 90<br>B CH 84<br>C CH 80<br>1-3 K ① | | F SL 89<br>F FF 92<br>S FF 92<br>0-3 K ① | | 5 | 0 | 0 | 0 | 1 | 3 | 5 |
| 41 Ryan Doumit, S (1, 2)<br>OBP: 0.250, SLG: 0.406 | C CH 86<br>B CH 84<br>D CH 85<br>F FF 94<br>F FF 95<br>F FF 96<br>S CH 87<br>2-3 K ② 2-3 | | X FF 93<br>0-0 G4-3 ② 2-3 | | C FF 94<br>X CH 84<br>0-1 F7 ③ | | B SI 88<br>F SI 89<br>X SI 89<br>1-1 F8 ① | | B CH 79<br>F CH 81<br>X CU 73<br>1-1 1B | | B FF 91<br>C FF 92<br>B SL 86<br>X FF 92<br>2-1 L7 ② | | 6 | 0 | 1 | 0 | 0 | 1 | 6 |
| 24 Delwyn Young, S (1, 4)<br>OBP: 0.353, SLG: 0.406 | B CH 85<br>C FF 94<br>X FF 94<br>1-1 1-3 3-H 1B ③ | | C SL 85<br>C FF 95<br>S FF 96<br>0-3 K ③ | | | B FF 92<br>F CH 82<br>F SL 85<br>B FF 95<br>F FF 93<br>X CH 86<br>2-2 15 WP 44 BB 5 1B 1B | B SI 89<br>B SI 89<br>B SI 89<br>F SI 88<br>F SI 90<br>X SL 81<br>2-2 F7 ② | | B FF 89<br>X CH 80<br>1-0 P5 ② | | S CU 75<br>F FF 92<br>F FF 91<br>F FF 92<br>S SL 83<br>0-3 K ③ | | 6 | 1 | 2 | 1 | 0 | 2 | 4 |
| 44 Brandon Moss, L (1, 9)<br>OBP: 0.310, SLG: 0.376 | | X FF 93<br>0-0 G3 ① | | B CH 84<br>S FF 93<br>C FF 94<br>B FF 95<br>F CH 86<br>X SL 85<br>2-2 G3 ① | | F FF 94<br>F FF 93<br>B FF 94<br>B FF 93<br>B CH 85<br>1 SAFE<br>B CH 84<br>4-2 15 WP 5 1B 1-2 BB | X SI 89<br>0-0 L3 ③ | | X SL 82<br>0-0 F8 ③ | | B FF 91<br>B FF 90<br>X FF 91<br>2-0 F9 ① | 5 | 1 | 0 | 0 | 1 | 0 | 1 |
| 15 Andy LaRoche, R (1, 5)<br>OBP: 0.333, SLG: 0.383 | B FF 94<br>B FF 94<br>C FF 94<br>C SL 86<br>C FF 96<br>2-3 K ② | | C SL 86<br>S CH 85<br>F CH 85<br>X FF 97<br>0-2 5 1B 25 CS 1B | | | L SL 85<br>L SL 83<br>B SL 86<br>X SL 86<br>1-2 G5-3 ①<br>1-2<br>2-3 | | C SI 95<br>B CH 86<br>F CH 85<br>X SI 97<br>1-2 G5-3 ① | | C SI 89<br>F SI 90<br>B SI 91<br>B CH 83<br>X CH 83<br>2-2 F8 ① | | F FF 92<br>B CH 82<br>F CH 81<br>B CU 75<br>F SL 84<br>B FF 92<br>C CH 80<br>3-3 K ② | 6 | 0 | 1 | 0 | 0 | 2 | 2 |
| 5 Ronny Cedeno, R (1, 6)<br>OBP: 0.227, SLG: 0.305 | F FF 95<br>B FF 95<br>H FF 95<br>2-1 HBP | | X FF 95<br>0-0 1-3 1B | | | X SL 85<br>0-0 51 E 2-H 3-H 1B | | F SI 97<br>X SI 96<br>0-1 G5-3 ② | | B SI 89<br>F SI 89<br>F FF 90<br>F FF 90<br>S CH 84<br>1-3 K ② | | C FF 91<br>X FF 92<br>0-1 F9 ③ | 5 | 1 | 2 | 2 | 0 | 1 | 0 |
| 25 Kevin Hart, R (1, 1)<br>DBP: 0.182, SLG: 0.182<br>51 Steve Pearce, R (6, PH)<br>DBP: 0.339, SLG: 0.415<br>27 Jeff Karstens, R (7, 1)<br>DBP: 0.180, SLG: 0.056<br>43 Jesse Chavez, R (7, 1)<br>18 Jeff Salazar, L (8, PH)<br>DBP: 0.174, SLG: 0.050<br>55 Matt Capps, R (9, 1)<br>36 Luis Alfonso Cruz, R (10, PH)<br>DBP: 0.333, SLG: 0.375<br>58 Steven Jackson, R (11, 1) | B FF 93<br>S FF 94<br>B FF 93<br>S FF 94<br>F FF 95<br>B FF 95<br>F FF 96<br>X FF 96<br>3-2 P4 ③ | | 1 SAFE<br>L FF 94<br>B SL 86<br>L FF 94<br>S FF 97<br>1-3 K ② 3-H ③ | | | 1 SAFE<br>1 SAFE<br>C CU 84<br>1 SAFE<br>X CU 84<br>0-1 E2 1-H 2B | | S CH 85<br>B SI 87<br>S CH 85<br>B SI 97<br>B SI 87<br>B SI 97<br>4-2 22 S BB | | F CH 79<br>X CU 72<br>0-1 G4-3 ③ | | 2<br>1<br>0<br>0<br>0<br>0<br>0<br>1<br>0 | 0<br>1<br>0<br>0<br>0<br>0<br>0<br>0<br>0 | 0<br>1<br>0<br>0<br>0<br>0<br>0<br>0<br>0 | 0<br>1<br>0<br>0<br>0<br>0<br>1<br>0<br>0 | 1<br>0<br>0<br>0<br>0<br>0<br>0<br>0<br>0 | 3<br>0<br>0<br>0<br>0<br>0<br>0<br>0<br>0 | |

| Inning Stats | | | | | | | | | | | | | | | | | | | | | | | | |
|---|---|---|---|---|---|---|---|---|---|---|---|---|---|---|---|---|---|---|---|---|---|---|---|---|
| | R: 1<br>E: 0<br>K: 1<br>S: 12 | H: 1<br>LOB: 2<br>BB: 2<br>P: 25 | R: 0<br>E: 0<br>K: 1<br>S: 10 | H: 0<br>LOB: 1<br>BB: 0<br>P: 17 | R: 1<br>E: 0<br>K: 1<br>S: 9 | H: 1<br>LOB: 1<br>BB: 1<br>P: 13 | R: 0<br>E: 0<br>K: 1<br>S: 12 | H: 2<br>LOB: 2<br>BB: 0<br>P: 15 | R: 0<br>E: 0<br>K: 1<br>S: 9 | H: 1<br>LOB: 1<br>BB: 0<br>P: 13 | R: 4<br>E: 2<br>K: 1<br>S: 20 | H: 3<br>LOB: 1<br>BB: 1<br>P: 31 | R: 0<br>E: 0<br>K: 0<br>S: 7 | H: 0<br>LOB: 0<br>BB: 0<br>P: 10 | R: 0<br>E: 0<br>K: 0<br>S: 9 | H: 0<br>LOB: 2<br>BB: 2<br>P: 19 | R: 0<br>E: 0<br>K: 1<br>S: 7 | H: 1<br>LOB: 1<br>BB: 0<br>P: 10 | R: 0<br>E: 0<br>K: 1<br>S: 9 | H: 0<br>LOB: 0<br>BB: 0<br>P: 12 | R: 0<br>E: 0<br>K: 2<br>S: 15 | H: 2<br>LOB: 2<br>BB: 0<br>P: 20 | R: 0<br>E: 0<br>K: 1<br>S: 7 | H: 0<br>LOB: 0<br>BB: 0<br>P: 12 |

| PITCHER | | IP | WLS | BF | H | R | ER | SO | BB | IBB | HBP | BLK | WP | HR | S | P | ERA | WHIP |
|---|---|---|---|---|---|---|---|---|---|---|---|---|---|---|---|---|---|---|
| 39 Max Scherzer, R<br>ERA: 4.01 | (1, 1) | 5.1 | | 26 | 7 | 5 | 5 | 5 | 4 | 0 | 1 | 0 | 1 | 0 | 62 | 100 | 8.44 | 2.062 |
| 58 Juan Gutierrez, R<br>ERA: 4.26 | (6, 1) | 0.1 | | 3 | 1 | 1 | 0 | 1 | 0 | 0 | 0 | 0 | 0 | 0 | 9 | 12 | 0.00 | 3.000 |
| 60 Scott Schoeneweis, L<br>ERA: 6.63 | (6, 1) | 1.1 | | 4 | 0 | 0 | 0 | 0 | 0 | 0 | 0 | 0 | 0 | 0 | 8 | 12 | 0.00 | 0.000 |
| 32 Esmerling Vasquez, R<br>ERA: 4.04 | (8, 1) | 1.0 | | 5 | 0 | 0 | 0 | 0 | 1 | 1 | 0 | 0 | 0 | 0 | 9 | 19 | 0.00 | 1.000 |
| 35 Clay Zavada, L<br>ERA: 2.97 | (9, 1) | 2.0 | | 7 | 1 | 0 | 0 | 2 | 0 | 0 | 0 | 0 | 0 | 0 | 16 | 22 | 0.00 | 0.500 |

| PITCHER | | IP | WLS | BF | H | R | ER | SO | BB | IBB | HBP | BLK | WP | HR | S | P | ERA | WHIP |
|---|---|---|---|---|---|---|---|---|---|---|---|---|---|---|---|---|---|---|
| 57 Jon Rauch, R<br>ERA: 3.72 | (11, 1) | 1.0 | W | 5 | 2 | 0 | 0 | 2 | 0 | 0 | 0 | 0 | 0 | 0 | 15 | 20 | 0.00 | 2.000 |
| 47 Leo Rosales, R<br>ERA: 5.04 | (12, 1) | 1.0 | | 3 | 0 | 0 | 0 | 1 | 0 | 0 | 0 | 0 | 0 | 0 | 7 | 12 | 0.00 | 0.000 |

# BOTTOM

## Arizona Diamondbacks @ Pittsburgh Pirates

PNC Park, Pittsburgh, PA

Thu Aug 06 2009, 7:05 PM EDT

Att. 17,311 - Cloudy - 74 F

livebaseballscorecards.com

| | |
|---|---|
| AB | 46 |
| R | 6 |
| H | 11 |
| RBI | 5 |
| BB | 6 |
| SO | 11 |
| LOB | 25 |

| | | | | | | | | | | | | | | | | | | | | | | | | |
|---|---|---|---|---|---|---|---|---|---|---|---|---|---|---|---|---|---|---|---|---|---|---|---|---|
| 1B: 8<br>2B: 4<br>3B: 0<br>HR: 0 | SF: 0<br>SAC: 0<br>DP: 1<br>HBP: 1 | WP: 1<br>PB: 0<br>SB: 2<br>CS: 1 | PA: 53 |
|---|---|---|---|

# St. Louis Cardinals @ Pittsburgh Pirates

PNC Park, Pittsburgh, PA

Fri Aug 07 2009, 7:05 PM EDT

Att. 24,854 - Partly Cloudy - 77 F

TOP

livebaseballscorecards.com

| Batter | 1 | 2 | 3 | 4 | 5 | 6 | 7 | 8 | 9 | AB | R | H | RBI | BB | SO | LOB |
|---|---|---|---|---|---|---|---|---|---|---|---|---|---|---|---|---|
| 12 Julio Lugo, R (1, 4)<br>OBP: 0.360, SLG: 0.453 | B SI 90<br>C CH 84<br>B CH 85<br>B SI 89<br>C SI 90<br>X SI 91<br>3-2<br>5<br>1B<br>1B | | C SI 91<br>B CH 85<br>C CU 75<br>S CU 77<br>1-3<br>①<br>K | | X SI 91<br>0-0<br>①<br>G6-3 | | B SI 90<br>B SI 91<br>B SI 91<br>B SI 89<br>4-0<br>3<br>2B<br>BB | | X SI 94<br>0-0<br>①<br>SH1-4<br>2-3 | 3 | 1 | 1 | 0 | 1 | 1 | 0 |
| 24 Rick Ankiel, L (1, 8)<br>OBP: 0.291, SLG: 0.406<br>3 Khalil Greene, R (7, PH)<br>OBP: 0.281, SLG: 0.358<br>28 Colby Rasmus, L (7, 8)<br>OBP: 0.304, SLG: 0.420 | B FF 90<br>X SI 91<br>1-0<br>①<br>F8 | | F SL 82<br>S SL 82<br>S SL 81<br>0-3<br>②<br>K | | C FF 91<br>S CU 77<br>B FF 92<br>F SL 82<br>S CU 77<br>1-3<br>②<br>K | | 1 SAFE<br>B SI 91<br>X SI 92<br>1-0<br>③<br>1-H<br>2B | | B CH 84<br>F CH 84<br>F SI 96<br>X SI 86<br>1-2<br>②<br>SF8<br>3-H | 3<br>1<br>0 | 0<br>0<br>0 | 0<br>1<br>1 | 0<br>1<br>0 | 0<br>0<br>0 | 2<br>0<br>0 | 1<br>0<br>0 |
| 5 Albert Pujols, R (1, 3)<br>OBP: 0.447, SLG: 0.686 | B SI 91<br>C SI 85<br>D CU 77<br>F SI 92<br>1 SAFE<br>1 SAFE<br>B CU 76<br>F FF 92<br>X SI 92<br>3-2<br>②<br>15<br>HR<br>1-2<br>1B | | B SI 88<br>B SI 90<br>X SI 93<br>2-0<br>15<br>BB<br>1B | | B CU 75<br>X CU 76<br>1-0<br>1B | | | B SI 96<br>F FF 94<br>F SI 96<br>F CH 85<br>S CU 80<br>1-3<br>①<br>K | B SI 92<br>X CH 84<br>1-0<br>③<br>G5-3 | 5 | 1 | 3 | 0 | 0 | 1 | 0 |
| 15 Matt Holliday, R (1, 7)<br>OBP: 0.397, SLG: 0.500 | B SI 86<br>F SI 87<br>X CU 76<br>1-1<br>1-H<br>HR | | S FF 92<br>B CU 78<br>B SI 86<br>B SI 92<br>C SI 93<br>B SL 85<br>4-2<br>1-2<br>BB | | B SI 86<br>F SI 92<br>X FF 92<br>1-1<br>③<br>G2-3 | | | C CU 80<br>S CU 82<br>B CU 83<br>X CU 81<br>1-2<br>47<br>E<br>47<br>S<br>47<br>SF9<br>1B | | 3 | 2 | 2 | 2 | 1 | 0 | 1 |
| 47 Ryan Ludwick, R (1, 9)<br>OBP: 0.333, SLG: 0.483 | B SI 90<br>T FF 92<br>S SI 85<br>X FF 91<br>1-2<br>1B | | X SI 86<br>0-0<br>③<br>F9 | | | F SI 90<br>B FF 91<br>B CH 85<br>F SI 90<br>F CU 77<br>X FF 92<br>2-2<br>①<br>G6-3 | | S SI 95<br>S CH 85<br>F SI 88<br>X CU 82<br>0-2<br>②<br>SF9<br>1-H | | 3 | 0 | 1 | 1 | 0 | 0 | 2 |
| 7 Mark DeRosa, R (1, 5)<br>OBP: 0.325, SLG: 0.468 | B CU 77<br>X FF 92<br>1-0<br>③<br>L5 | | | C SI 90<br>B SI 88<br>B CH 84<br>B FF 90<br>X SI 89<br>3-1<br>HR | | F SI 90<br>X CU 76<br>0-1<br>4<br>G4-6-3<br>1B | | S SI 97<br>F SI 94<br>X SI 97<br>0-2<br>4<br>HBP<br>1B | | 4 | 1 | 3 | 1 | 0 | 0 | 1 |
| 4 Yadier Molina, R (1, 2)<br>OBP: 0.351, SLG: 0.367 | | C SI 89<br>C CU 76<br>X FF 91<br>0-2<br>①<br>F7 | | C CU 74<br>B CU 76<br>X SI 91<br>1-1<br>①<br>G1-3 | | F SI 86<br>D CH 83<br>1 SAFE<br>1 SAFE<br>X SI 91<br>1-1<br>②<br>③<br>G4-6-3<br>1-2f | | H CU 78<br>1-0<br>1-2<br>HBP | | 3 | 0 | 0 | 0 | 0 | 0 | 1 |
| 13 Brendan Ryan, R (1, 6)<br>OBP: 0.316, SLG: 0.372 | | C SI 91<br>F SI 92<br>X SI 86<br>0-2<br>②<br>G5-3 | | S CU 75<br>B CU 76<br>F SI 91<br>X SI 92<br>1-2<br>②<br>G6-3 | | | B SI 90<br>X SI 90<br>1-0<br>①<br>G6-3 | B SI 94<br>X CH 84<br>1-0<br>③<br>P5 | | 4 | 0 | 0 | 0 | 0 | 0 | 2 |
| 29 Chris Carpenter, R (1, 1)<br>OBP: 0.179, SLG: 0.162<br>55 Skip Schumaker, L (9, PH)<br>OBP: 0.351, SLG: 0.390<br>31 Ryan Franklin, R (9, 1) | | B SI 90<br>B FF 91<br>C SI 90<br>X SI 92<br>2-1<br>③<br>G6-3 | | F SI 90<br>C SI 92<br>B CU 76<br>F CU 77<br>S FF 93<br>1-3<br>③<br>K2-3 | | | X SI 90<br>0-0<br>②<br>G1-3 | | B SI 92<br>B SI 94<br>C SI 93<br>X CH 84<br>2-1<br>12<br>SH1-4<br>28<br>SF8<br>2B | 3<br>1<br>0 | 0<br>1<br>0 | 0<br>1<br>0 | 0<br>0<br>0 | 1<br>0<br>0 | 0<br>0<br>0 | 0<br>0<br>0 |
| Inning Stats | R: 2<br>E: 0<br>K: 0<br>S: 14<br>H: 4<br>LOB: 1<br>BB: 0<br>P: 24 | R: 0<br>E: 0<br>K: 0<br>S: 8<br>H: 0<br>LOB: 0<br>BB: 0<br>P: 10 | R: 0<br>E: 0<br>K: 2<br>S: 10<br>H: 1<br>LOB: 2<br>BB: 1<br>P: 17 | R: 1<br>E: 0<br>K: 1<br>S: 11<br>H: 1<br>LOB: 0<br>BB: 0<br>P: 17 | R: 0<br>E: 0<br>K: 1<br>S: 8<br>H: 1<br>LOB: 1<br>BB: 0<br>P: 11 | R: 0<br>E: 0<br>K: 0<br>S: 8<br>H: 1<br>LOB: 0<br>BB: 0<br>P: 11 | R: 1<br>E: 0<br>K: 0<br>S: 3<br>H: 1<br>LOB: 1<br>BB: 1<br>P: 9 | R: 1<br>E: 0<br>K: 1<br>S: 15<br>H: 2<br>LOB: 2<br>BB: 0<br>P: 19 | R: 1<br>E: 0<br>K: 0<br>S: 7<br>H: 1<br>LOB: 0<br>BB: 0<br>P: 11 | 1B: 8<br>2B: 2<br>3B: 0<br>HR: 2<br>SF: 2<br>SAC: 1<br>DP: 1<br>HBP: 1 | | | | | | |

| | AB | 33 |
|---|---|---|
| | R | 6 |
| | H | 12 |
| | RBI | 6 |
| | BB | 2 |
| | SO | 5 |
| | LOB | 8 |

WP: 0 PB: 0 SB: 1 CS: 0 PA: 39

| PITCHER | | IP | WLS | BF | H | R | ER | SO | BB | IBB | HBP | BLK | WP | HR | S | P | ERA | WHIP |
|---|---|---|---|---|---|---|---|---|---|---|---|---|---|---|---|---|---|---|
| 28 Paul Maholm, L<br>ERA: 4.76 | (1, 1) | 7.0 | | 29 | 9 | 4 | 4 | 4 | 2 | 0 | 0 | 0 | 0 | 2 | 62 | 99 | 5.14 | 1.571 |
| 45 Jose Ascanio, R<br>ERA: 4.15 | (8, 1) | 2.0 | L | 10 | 3 | 2 | 2 | 1 | 0 | 0 | 1 | 0 | 0 | 0 | 22 | 30 | 9.00 | 1.500 |

| PITCHER | | IP | WLS | BF | H | R | ER | SO | BB | IBB | HBP | BLK | WP | HR | S | P | ERA | WHIP |
|---|---|---|---|---|---|---|---|---|---|---|---|---|---|---|---|---|---|---|

# BOTTOM

| Batter | 1 | 2 | 3 | 4 | 5 | 6 | 7 | 8 | 9 | AB | R | H | RBI | BB | SO | LOB |
|---|---|---|---|---|---|---|---|---|---|---|---|---|---|---|---|---|
| 22 Andrew McCutchen, R (1, 8)<br>OBP: 0.351, SLG: 0.485 | C SI 90<br>C FC 84<br>B FC 84<br>X SI 92<br>1-2 ①<br>G5-3 | C FC 87<br>F CU 76<br>F CU 76<br>X CU 76<br>0-2 ③<br>P6 | | C CU 76<br>B FC 88<br>X FC 88<br>1-1 ③<br>G6-3 | | | L FC 86<br>C CU 73<br>X FC 87<br>0-2 ①<br>F9 | | B SL 89<br>B FF 93<br>C FC 91<br>F FC 91<br>X FC 92<br>2-2 ③<br>L3 | 5 | 0 | 0 | 0 | 0 | 0 | 2 |
| 85 Lastings Milledge, R (1, 7)<br>OBP: 0.267, SLG: 0.263 | B SI 92<br>C FC 85<br>X SI 93<br>1-1 ②<br>G5-3 | | B FC 85<br>C FC 84<br>F FC 84<br>X SI 93<br>1-2 ①<br>G4-3 | | S FC 84<br>B CU 73<br>B CU 74<br>X FC 85<br>2-1 ①<br>G6-3 | | 1 SAFE<br>S FC 87<br>F CU 75<br>X CU 76<br>0-2<br>46<br>G3<br>1-2<br>1B | | | 4 | 0 | 1 | 0 | 0 | 0 | 0 |
| 46 Garrett Jones, L (1, 9)<br>OBP: 0.353, SLG: 0.651 | B CU 75<br>B CU 74<br>X SI 91<br>2-0<br>HR | | F SI 93<br>X CU 74<br>0-1 ②<br>G3 | | C SI 93<br>X SI 93<br>0-1 ②<br>L7 | | B CU 74<br>F FC 88<br>F FC 87<br>D CU 75<br>X FC 88<br>2-2 ②<br>G3<br>1-2<br>2-3 | | | 4 | 1 | 1 | 1 | 0 | 0 | 2 |
| 41 Ryan Doumit, S (1, 2)<br>OBP: 0.257, SLG: 0.438 | B SI 92<br>B CH 84<br>B SI 92<br>C SI 92<br>F SI 93<br>X SI 94<br>3-2<br>HR | | C SI 92<br>F CH 85<br>X FC 87<br>0-2<br>24<br>2B | | X SI 92<br>0-0 ③<br>F7 | | C CU 76<br>S CU 76<br>X CU 77<br>0-2 ③<br>P5 | | | 4 | 2 | 2 | 1 | 0 | 0 | 2 |
| 24 Delwyn Young, S (1, 4)<br>OBP: 0.356, SLG: 0.413 | C SI 93<br>F SI 93<br>X CU 75<br>0-2<br>1B | | B CU 74<br>F FC 87<br>F FC 87<br>D CU 74<br>X SI 94<br>2-2<br>51<br>1B<br>2-H<br>2B | | | B SI 89<br>F SI 91<br>C CH 83<br>F CU 76<br>X SI 93<br>1-2 ①<br>G4-3 | | S CU 74<br>C CU 74<br>S SI 93<br>0-3 ①<br>K | | 4 | 1 | 2 | 1 | 0 | 1 | 0 |
| 51 Steve Pearce, R (1, 3)<br>OBP: 0.333, SLG: 0.404 | C FC 87<br>B SI 92<br>S SI 92<br>S SI 93<br>1-3 ③<br>K | | B FC 87<br>F SI 92<br>X FC 86<br>1-1<br>15<br>FC6-4<br>2-H<br>1B | | | C SI 92<br>X CU 75<br>0-1 ②<br>G5-3 | | B FC 87<br>B FC 88<br>S FF 93<br>B FC 88<br>C FF 94<br>F FF 94<br>X FC 89<br>3-2 ②<br>L5 | | 4 | 0 | 1 | 1 | 0 | 1 | 1 |
| 15 Andy LaRoche, R (1, 5)<br>OBP: 0.333, SLG: 0.380 | | C SI 92<br>C CU 74<br>S CU 74<br>0-3 ①<br>K2-3 | B FC 85<br>C SI 93<br>B FC 87<br>X SI 93<br>2-1 ③<br>FC6-4<br>1-2f | | | B FC 87<br>B SI 93<br>B SI 94<br>C SI 93<br>B SI 92<br>4-1<br>BB | | S FC 88<br>X FC 87<br>0-1 ③<br>P4 | | 3 | 0 | 0 | 0 | 1 | 1 | 1 |
| 5 Ronny Cedeno, R (1, 6)<br>OBP: 0.227, SLG: 0.304 | | B SI 92<br>B SI 92<br>X SI 93<br>2-0<br>28<br>SH1-3<br>1B | | B SI 90<br>X FC 85<br>1-0 ①<br>F9 | | C FC 86<br>X FC 87<br>0-1 ③<br>P4 | | | C FF 89<br>F FC 90<br>F FC 90<br>B FF 92<br>X FF 92<br>1-2 ①<br>F8 | 4 | 0 | 1 | 0 | 0 | 0 | 1 |
| 28 Paul Maholm, L (1, 1)<br>OBP: 0.130, SLG: 0.140<br>5 Ramón Vázquez, L (7, PH)<br>OBP: 0.358, SLG: 0.277<br>45 Jose Ascanio, R (8, 1)<br>44 Brandon Moss, L (9, PH)<br>OBP: 0.309, SLG: 0.375 | | X SI 91<br>0-0 ②<br>SH1-3<br>1-2 | | S SI 92<br>S SI 92<br>C CU 76<br>0-3 ②<br>K | | | X SI 92<br>0-0<br>46<br>G3<br>85<br>1B<br>1B | | C CU 78<br>B FF 90<br>S CU 80<br>S CU 79<br>1-3 ②<br>K | 1<br>1<br>0<br>1 | 0<br>0<br>0<br>0 | 0<br>1<br>0<br>0 | 0<br>0<br>0<br>0 | 0<br>0<br>0<br>0 | 1<br>0<br>0<br>1 | 0<br>0<br>0<br>0 |
| Inning Stats | R: 2<br>E: 0<br>K: 1<br>S: 15<br>H: 3<br>LOB: 1<br>BB: 0<br>P: 23 | R: 0<br>E: 0<br>K: 1<br>S: 9<br>H: 1<br>LOB: 1<br>BB: 0<br>P: 11 | R: 2<br>E: 0<br>K: 0<br>S: 15<br>H: 3<br>LOB: 1<br>BB: 0<br>P: 21 | R: 0<br>E: 0<br>K: 1<br>S: 6<br>H: 0<br>LOB: 0<br>BB: 0<br>P: 8 | R: 0<br>E: 0<br>K: 0<br>S: 5<br>H: 0<br>LOB: 0<br>BB: 0<br>P: 7 | R: 0<br>E: 0<br>K: 0<br>S: 9<br>H: 0<br>LOB: 1<br>BB: 1<br>P: 14 | R: 0<br>E: 0<br>K: 0<br>S: 13<br>H: 2<br>LOB: 2<br>BB: 0<br>P: 15 | R: 0<br>E: 0<br>K: 1<br>S: 9<br>H: 0<br>LOB: 0<br>BB: 0<br>P: 12 | R: 0<br>E: 0<br>K: 1<br>S: 10<br>H: 0<br>LOB: 0<br>BB: 0<br>P: 14 | 1B: 5<br>2B: 2<br>3B: 0<br>HR: 2<br>SF: 0<br>SAC: 1<br>DP: 0<br>HBP: 0 | | | | | | |

| PITCHER | IP | WLS | BF | H | R | ER | SO | BB | IBB | HBP | BLK | WP | HR | S | P | ERA | WHIP |
|---|---|---|---|---|---|---|---|---|---|---|---|---|---|---|---|---|---|
| 29 Chris Carpenter, R (1, 1)<br>ERA: 2.26 | 8.0 | W | 34 | 9 | 4 | 4 | 4 | 1 | 0 | 0 | 0 | 0 | 2 | 81 | 111 | 4.50 | 1.250 |
| 31 Ryan Franklin, R (9, 1)<br>ERA: 1.27 | 1.0 | S | 3 | 0 | 0 | 0 | 1 | 0 | 0 | 0 | 0 | 0 | 0 | 10 | 14 | 0.00 | 0.000 |

| PITCHER | IP | WLS | BF | H | R | ER | SO | BB | IBB | HBP | BLK | WP | HR | S | P | ERA | WHIP |
|---|---|---|---|---|---|---|---|---|---|---|---|---|---|---|---|---|---|

St. Louis Cardinals @ Pittsburgh Pirates

PNC Park, Pittsburgh, PA

Fri Aug 07 2009, 7:05 PM EDT

Att. 24,854 - Partly Cloudy - 77 F

livebaseballscorecards.com

| | |
|---|---|
| AB | 35 |
| R | 4 |
| H | 9 |
| RBI | 4 |
| BB | 1 |
| SO | 5 |
| LOB | 9 |

| Batter | 1 | 2 | 3 | 4 | 5 | 6 | 7 | 8 | 9 | AB | R | H | RBI | BB | SO | LOB |
|---|---|---|---|---|---|---|---|---|---|---|---|---|---|---|---|---|
| 55 Skip Schumaker, L (1, 4)<br>OBP: 0.354, SLG: 0.389 | B FF 92<br>F FF 92<br>B FF 94<br>X FF 90<br>2-1 ①<br>F7 | | C CH 82<br>B CU 80<br>B CU 80<br>X FF 90<br>2-1<br>28<br>1B<br>1B | | B CU 78<br>B CU 76<br>B FF 93<br>B FF 92<br>4-0<br>5<br>G5-3<br>28<br>1B<br>BB | B CU 81<br>F FF 94<br>B FF 93<br>B FC 94<br>B FF 94<br>4-1<br>28<br>BB<br>5<br>2B<br>BB | | C FF 95<br>F FF 95<br>B FF 96<br>B FF 96<br>S SL 85<br>2-3 ③<br>K | | 3 | 1 | 1 | 0 | 2 | 1 | 0 |
| 28 Colby Rasmus, L (1, 8)<br>OBP: 0.308, SLG: 0.421 | B FF 95<br>C FF 90<br>B CH 81<br>B FF 88<br>F FF 94<br>X FF 95<br>3-2 ②<br>F8 | | 1 SAFE<br>B SI 88<br>B SI 86<br>X FF 93<br>2-0<br>1-2<br>1B | | X CH 81<br>0-0<br>5<br>15<br>G5-3<br>1B<br>1-2<br>1B | B CU 80<br>B CU 83<br>B FF 94<br>B FF 93<br>4-0<br>5<br>2B<br>1-2<br>2-3<br>3-H<br>BB | | | B FF 94<br>C FF 94<br>F CH 86<br>X FF 96<br>1-2 ①<br>F8 | 4 | 2 | 2 | 1 | 1 | 0 | 0 |
| 5 Albert Pujols, R (1, 3)<br>OBP: 0.445, SLG: 0.682 | S FF 95<br>B FF 94<br>S FF 94<br>X FF 96<br>1-2 ③<br>F9 | | C CH 83<br>F FF 95<br>D CU 80<br>B CU 79<br>F FF 89<br>X SI 88<br>2-2 ③<br>G5-3 | | B SL 86<br>C CU 78<br>F FF 94<br>F FF 94<br>D CU 79<br>B CU 79<br>X CH 80<br>3-2 ①②<br>G5-3<br>1-2<br>2-3f | S CU 82<br>B CU 83<br>F CU 82<br>B CU 82<br>X CU 82<br>2-2<br>1-H<br>2-H<br>3-H<br>2B | | | C SL 84<br>C FF 97<br>S FF 96<br>0-3 ②<br>K | 5 | 0 | 1 | 3 | 0 | 1 | 4 |
| 15 Matt Holliday, R (1, 7)<br>OBP: 0.397, SLG: 0.501 | | C FF 93<br>S CH 81<br>B FF 95<br>X FF 90<br>1-2 ①<br>P3 | | F CH 83<br>F FF 94<br>C CU 80<br>0-3 ①<br>K | D CU 79<br>B CH 81<br>F FF 95<br>S FF 95<br>X FF 94<br>2-2<br>2-H<br>1B | C FF 94<br>S FC 94<br>B CU 83<br>B FF 94<br>X CU 83<br>2-2 ③<br>G6-3 | | | B FF 97<br>B SL 85<br>X FF 96<br>2-0<br>2B | 5 | 0 | 2 | 1 | 0 | 1 | 1 |
| 47 Ryan Ludwick, R (1, 9)<br>OBP: 0.332, SLG: 0.480<br>46 Kyle McClellan, R (7, 1)<br>43 Trever Miller, R (8, 1)<br>22 Joe Thurston, L (9, PH)<br>OBP: 0.326, SLG: 0.340<br>36 Dennys Reyes, R (9, 1)<br>30 Jason Motte, R (9, 1)<br>31 Ryan Franklin, R (9, 1) | | B FF 93<br>B CH 82<br>X FF 93<br>2-0<br>7<br>G4-3<br>1B | | B FF 94<br>F CH 83<br>S CU 79<br>F FF 94<br>S CU 80<br>1-3 ②<br>K | C FF 96<br>X CU 79<br>0-1 ③<br>G6-3 | | B FF 96<br>B CU 81<br>F FF 94<br>B CU 81<br>F FF 94<br>S FF 95<br>3-3 ①<br>K | | B FF 96<br>S FF 95<br>B SL 87<br>C FF 96<br>S SL 87<br>2-3 ③<br>K | 4<br>0<br>0<br>1<br>0<br>0<br>0 | 0<br>0<br>0<br>0<br>0<br>0<br>0 | 1<br>0<br>0<br>0<br>0<br>0<br>0 | 0<br>0<br>0<br>0<br>0<br>0<br>0 | 0<br>0<br>0<br>0<br>1<br>0<br>0 | 2<br>0<br>0<br>1<br>0<br>0<br>0 | 1<br>0<br>0<br>1<br>0<br>0<br>0 |
| 7 Mark DeRosa, R (1, 5)<br>OBP: 0.324, SLG: 0.466 | | C SI 88<br>D CU 81<br>1 SAFE<br>F SI 89<br>X FF 94<br>1-2 ②<br>G4-3<br>1-2 | | S FF 95<br>S CU 82<br>F CU 79<br>F FF 96<br>F FF 95<br>X SI 90<br>0-2<br>12<br>BB<br>4<br>1B<br>1B | | B FF 94<br>X FF 94<br>1-0 ①<br>F8 | B FF 98<br>C CU 83<br>C FF 98<br>B CU 86<br>F FF 97<br>X CU 83<br>2-2 ②<br>F8 | | | 4 | 0 | 1 | 0 | 0 | 0 | 1 |
| 4 Yadier Molina, R (1, 2)<br>OBP: 0.352, SLG: 0.369 | | B CU 79<br>S CU 79<br>F FF 94<br>X FF 94<br>1-2 ③<br>F9 | | B CU 79<br>B FF 94<br>X CH 82<br>2-0<br>50<br>FC6-5<br>12<br>BB<br>1-2<br>1B | | B CU 82<br>B FF 95<br>X FF 93<br>2-0<br>50<br>SH1-4<br>12<br>BB<br>28<br>BB<br>1B | S FF 96<br>F FF 97<br>B FF 96<br>S CU 86<br>1-3 ③<br>K | | | 4 | 1 | 2 | 0 | 0 | 1 | 1 |
| 12 Julio Lugo, R (1, 6)<br>OBP: 0.363, SLG: 0.447<br>13 Brendan Ryan, R (8, 6)<br>OBP: 0.316, SLG: 0.372 | | | C SI 89<br>B CU 82<br>S CH 82<br>B CH 81<br>S CH 83<br>2-3 ①<br>K | B CU 79<br>D CU 78<br>B CH 81<br>C FF 94<br>B CH 82<br>4-1<br>50<br>FC6-5<br>1-2<br>2-3<br>BB | | D CU 83<br>B CU 81<br>B FF 94<br>B FF 94<br>4-0<br>28<br>BB<br>50<br>SH1-4<br>5<br>2B<br>1-2<br>BB | | C FF 94<br>B SL 86<br>B SL 84<br>X FF 96<br>2-1 ①<br>F9 | 2<br>0 | 1<br>0 | 0<br>0 | 0<br>0 | 2<br>0 | 1<br>0 | 0<br>0 |
| 50 Adam Wainwright, R (1, 1)<br>OBP: 0.156, SLG: 0.234<br>24 Rick Ankiel, L (7, 9)<br>OBP: 0.290, SLG: 0.404 | | | X FF 94<br>0-0 ②<br>G6-3 | S SI 89<br>F CU 79<br>F CU 79<br>X FF 96<br>0-2 ③<br>FC6-5<br>1-2<br>2-3f | | L FF 94<br>X CU 82<br>0-1 ②<br>SH1-4<br>1-2<br>2-3 | | B FF 96<br>C FF 95<br>F FF 95<br>B FF 96<br>S SL 86<br>2-3 ②<br>K | 2<br>1 | 0<br>0 | 0<br>0 | 0<br>0 | 0<br>1 | 0<br>0 | 3<br>0 |
| Inning Stats | R: 0<br>E: 0<br>K: 0<br>S: 8<br>H: 0<br>LOB: 0<br>BB: 0<br>P: 14 | R: 0<br>E: 0<br>K: 0<br>S: 10<br>H: 1<br>LOB: 1<br>BB: 0<br>P: 15 | R: 0<br>E: 0<br>K: 1<br>S: 11<br>H: 2<br>LOB: 2<br>BB: 0<br>P: 19 | R: 0<br>E: 0<br>K: 2<br>S: 19<br>H: 2<br>LOB: 3<br>BB: 1<br>P: 26 | R: 1<br>E: 0<br>K: 0<br>S: 10<br>H: 2<br>LOB: 1<br>BB: 1<br>P: 19 | R: 4<br>E: 0<br>K: 0<br>S: 11<br>H: 2<br>LOB: 1<br>BB: 3<br>P: 30 | R: 0<br>E: 0<br>K: 2<br>S: 10<br>H: 0<br>LOB: 0<br>BB: 0<br>P: 16 | R: 0<br>E: 0<br>K: 2<br>S: 8<br>H: 0<br>LOB: 0<br>BB: 0<br>P: 14 | R: 0<br>E: 0<br>K: 2<br>S: 10<br>H: 1<br>LOB: 1<br>BB: 0<br>P: 15 | 1B: 8<br>2B: 2<br>3B: 0<br>HR: 0<br>SF: 0<br>SAC: 1<br>DP: 1<br>HBP: 0 | | | | | | |

| PITCHER | | IP | WLS | BF | H | R | ER | SO | BB | IBB | HBP | BLK | WP | HR | S | P | ERA | WHIP |
|---|---|---|---|---|---|---|---|---|---|---|---|---|---|---|---|---|---|---|
| 37 Charlie Morton, R<br>ERA: 3.81 | (1, 1) | 5.0 | L | 23 | 7 | 1 | 1 | 3 | 2 | 0 | 0 | 0 | 0 | 0 | 58 | 93 | 1.80 | 1.800 |
| 34 Chris Bootcheck, R<br>ERA: 36.0 | (6, 1) | 1.0 | | 8 | 2 | 4 | 4 | 0 | 3 | 0 | 0 | 0 | 0 | 0 | 11 | 30 | 36.00 | 5.000 |
| 47 Evan Meek, R<br>ERA: 3.55 | (7, 1) | 1.0 | | 3 | 0 | 0 | 0 | 2 | 0 | 0 | 0 | 0 | 0 | 0 | 10 | 16 | 0.00 | 0.000 |
| 52 Joel Hanrahan, R<br>ERA: 6.41 | (8, 1) | 2.0 | | 7 | 1 | 0 | 0 | 4 | 0 | 0 | 0 | 0 | 0 | 0 | 18 | 29 | 0.00 | 0.500 |

| PITCHER | IP | WLS | BF | H | R | ER | SO | BB | IBB | HBP | BLK | WP | HR | S | P | ERA | WHIP |
|---|---|---|---|---|---|---|---|---|---|---|---|---|---|---|---|---|---|

# TOP

## St. Louis Cardinals @ Pittsburgh Pirates

PNC Park, Pittsburgh, PA

Sat Aug 08 2009, 7:05 PM EDT

Att. 38,593 - Drizzle - 76 F

livebaseballscorecards.com

| | |
|---|---|
| AB | 35 |
| R | 5 |
| H | 10 |
| RBI | 5 |
| BB | 5 |
| SO | 9 |
| LOB | 12 |

| | | | |
|---|---|---|---|
| WP: 0 | PA: 41 | | |
| PB: 0 | | | |
| SB: 0 | | | |
| CS: 0 | | | |

# BOTTOM

| Batter | 1 | 2 | 3 | 4 | 5 | 6 | 7 | 8 | 9 | AB | R | H | RBI | BB | SO | LOB |
|---|---|---|---|---|---|---|---|---|---|---|---|---|---|---|---|---|
| 22 Andrew McCutchen, R (1, 8)<br>OBP: 0.354, SLG: 0.485 | C SI 90<br>S FC 84<br>S CU 76<br>0-3<br>K ① | | | C SI 91<br>B SI 90<br>B FC 85<br>B FC 86<br>C SI 91<br>X FC 88<br>3-2<br>46<br>1B<br>1B | | B SI 91<br>C SI 91<br>B SI 91<br>B SI 92<br>X SI 90<br>3-1<br>85<br>FC5-4<br>1B | B SI 91<br>B SL 86<br>X FF 90<br>2-0<br>P4 ③ | | | 4 | 0 | 2 | 0 | 0 | 1 | 1 |
| 85 Lastings Milledge, R (1, 7)<br>OBP: 0.266, SLG: 0.262 | C SI 93<br>F FC 84<br>B CU 76<br>X CU 76<br>1-2<br>G6-3 ② | | | 1 SAFE<br>B FC 86<br>1 SAFE<br>1 SAFE<br>S FC 86<br>1 SAFE<br>F SI 93<br>X CU 75<br>1-2<br>F7 ① | | X FC 84<br>0-0<br>FC5-4<br>46<br>1B<br>24<br>1B<br>1-2f ① | | C SI 92<br>C SL 88<br>X CU 76<br>0-2<br>41<br>G6-4-3<br>1B | | 4 | 1 | 1 | 0 | 0 | 0 | 2 |
| 46 Garrett Jones, L (1, 3)<br>OBP: 0.357, SLG: 0.646 | C SI 93<br>F FC 86<br>D CU 77<br>F FC 86<br>F SI 93<br>F CU 75<br>B CH 84<br>X FC 87<br>2-2<br>G3 ③ | | | S FC 87<br>B CU 74<br>S SI 93<br>1 SAFE<br>X CU 75<br>1-2<br>1-2<br>1B | | B FC 86<br>D SI 91<br>F FC 86<br>S FC 88<br>X FC 86<br>2-2<br>24<br>1B<br>1-2<br>1B | | F SL 78<br>1 SAFE<br>S SL 74<br>B SL 74<br>X SL 77<br>1-2<br>P6 ① | | 4 | 0 | 2 | 0 | 0 | 0 | 1 |
| 41 Ryan Doumit, S (1, 2)<br>OBP: 0.250, SLG: 0.426 | | C SI 90<br>C SI 90<br>X CH 83<br>0-2<br>G3-1 ① | | S CU 74<br>B CU 74<br>X SI 92<br>1-1<br>F7 ② | | C CU 74<br>S CH 83<br>S CH 84<br>0-3<br>K ② | | X SL 77<br>0-0<br>G6-4-3<br>1-2f ②③ | | 4 | 0 | 0 | 0 | 0 | 1 | 5 |
| 24 Delwyn Young, S (1, 4)<br>OBP: 0.354, SLG: 0.410 | | C SI 92<br>F SI 90<br>B SI 92<br>X CU 76<br>1-2<br>G3 ② | | C CU 74<br>B SI 91<br>B CU 74<br>X CH 85<br>2-1<br>G3-1 ③ | | B CU 73<br>F CH 82<br>F CU 75<br>B CU 74<br>F SI 93<br>B CH 84<br>F CU 76<br>F SI 93<br>F SI 93<br>3-2<br>F CU 76<br>X CH 84<br>1-3<br>2-H<br>1B | | | B SI 90<br>C SI 90<br>S SI 91<br>X CH 84<br>1-2<br>G6-3 ① | 4 | 0 | 1 | 1 | 0 | 0 | 2 |
| 44 Brandon Moss, L (1, 9)<br>OBP: 0.306, SLG: 0.370<br>51 Steve Pearce, R (9, PH)<br>OBP: 0.343, SLG: 0.404 | | B CH 84<br>B FC 86<br>C SI 93<br>B SI 92<br>F SI 92<br>X CH 85<br>3-2<br>F7 ③ | | | C CU 71<br>B FC 86<br>C SI 91<br>S CU 75<br>1-3<br>K ① | C FC 86<br>B CU 75<br>F FC 86<br>S CU 77<br>1-3<br>K ③ | | | C FF 97<br>B FF 96<br>C CU 80<br>B FC 92<br>B FF 96<br>F FF 98<br>B FF 98<br>4-2<br>5<br>HR<br>BB | 3<br>0 | 0<br>1 | 0<br>0 | 0<br>0 | 2<br>1 | 2<br>0 | 2<br>0 |
| 15 Andy LaRoche, R (1, 5)<br>OBP: 0.329, SLG: 0.376 | | | F SI 90<br>F FC 85<br>X CU 74<br>0-2<br>P6 ① | | S FC 86<br>C CU 74<br>B SI 92<br>F CU 76<br>F SI 93<br>X SI 93<br>1-2<br>P3 ② | | C SI 91<br>C SI 91<br>X SI 92<br>0-2<br>G4-3 ① | | C FF 97<br>X FC 89<br>0-1<br>F8 ② | 4 | 0 | 0 | 0 | 0 | 0 | 1 |
| 5 Ronny Cedeno, R (1, 6)<br>OBP: 0.232, SLG: 0.321 | | | C SI 92<br>X CU 73<br>0-1<br>F8 ② | | C SI 92<br>X SI 93<br>0-1<br>1B | | C SI 90<br>X CU 74<br>0-1<br>G5-3 ② | | C FF 99<br>F FF 99<br>D CU 80<br>X CU 78<br>1-2<br>1-H<br>HR | 4 | 1 | 2 | 2 | 0 | 0 | 0 |
| 37 Charlie Morton, R (1, 1)<br>OBP: 0.133, SLG: 0.133<br>18 Jeff Salazar, L (5, PH)<br>OBP: 0.167, SLG: 0.048<br>34 Chris Bootcheck, R (6, 1)<br>47 Evan Meek, R (7, 1)<br>5 Ramón Vázquez, L (7, PH)<br>OBP: 0.361, SLG: 0.290<br>52 Joel Hanrahan, R (8, 1)<br>36 Luis Alfonso Cruz, R (9, PH)<br>OBP: 0.300, SLG: 0.333 | | | C SI 92<br>S SI 92<br>S CU 74<br>0-3<br>K ③ | | B CU 73<br>S SI 91<br>C CU 74<br>S CU 75<br>1-3<br>K ③ | | B CH 83<br>C SI 91<br>F CH 84<br>B CU 76<br>X SI 92<br>2-2<br>2B | | C SL 88<br>B CU 76<br>X SL 88<br>1-1<br>G4-3 ③ | 1<br>1<br>0<br>0<br>1<br>0<br>1 | 0<br>0<br>0<br>0<br>0<br>0<br>0 | 0<br>0<br>0<br>0<br>1<br>0<br>0 | 0<br>0<br>0<br>0<br>0<br>0<br>0 | 1<br>1<br>0<br>0<br>0<br>0<br>0 | 0<br>0<br>0<br>0<br>0<br>0<br>0 | 0<br>0<br>0<br>0<br>0<br>0<br>0 |
| Inning Stats | R: 0<br>E: 0<br>K: 1<br>S: 12<br>H: 0<br>LOB: 0<br>BB: 0<br>P: 15 | R: 0<br>E: 0<br>K: 0<br>S: 9<br>H: 0<br>LOB: 0<br>BB: 0<br>P: 13 | R: 0<br>E: 0<br>K: 1<br>S: 8<br>H: 0<br>LOB: 0<br>BB: 0<br>P: 8 | R: 0<br>E: 0<br>K: 0<br>S: 13<br>H: 2<br>LOB: 2<br>BB: 0<br>P: 21 | R: 0<br>E: 0<br>K: 2<br>S: 13<br>H: 1<br>LOB: 1<br>BB: 0<br>P: 16 | R: 1<br>E: 0<br>K: 2<br>S: 20<br>H: 3<br>LOB: 2<br>BB: 0<br>P: 29 | R: 0<br>E: 0<br>K: 0<br>S: 9<br>H: 1<br>LOB: 1<br>BB: 0<br>P: 13 | R: 0<br>E: 0<br>K: 0<br>S: 7<br>H: 1<br>LOB: 0<br>BB: 0<br>P: 8 | R: 2<br>E: 0<br>K: 0<br>S: 14<br>H: 1<br>LOB: 0<br>BB: 1<br>P: 21 | 1B: 7<br>2B: 1<br>3B: 0<br>HR: 1<br>SF: 0<br>SAC: 0<br>DP: 1<br>HBP: 0 | | | | | | |

| PITCHER | IP | WLS | BF | H | R | ER | SO | BB | IBB | HBP | BLK | WP | HR | S | P | ERA | WHIP |
|---|---|---|---|---|---|---|---|---|---|---|---|---|---|---|---|---|---|
| 50 Adam Wainwright, R (1, 1)<br>ERA: 2.73 | 6.2 | W | 27 | 7 | 1 | 1 | 6 | 0 | 0 | 0 | 0 | 0 | 0 | 83 | 112 | 1.35 | 1.050 |
| 46 Kyle McClellan, R (7, 1)<br>ERA: 3.11 | 0.1 | | 2 | 1 | 0 | 0 | 0 | 0 | 0 | 0 | 0 | 0 | 0 | 4 | 6 | 0.00 | 3.000 |
| 43 Trever Miller, L (8, 1)<br>ERA: 2.15 | 1.0 | | 2 | 0 | 0 | 0 | 0 | 0 | 0 | 0 | 0 | 0 | 0 | 4 | 5 | 0.00 | 0.000 |
| 36 Dennys Reyes, L (9, 1)<br>ERA: 4.15 | 0.1 | | 1 | 0 | 0 | 0 | 0 | 0 | 0 | 0 | 0 | 0 | 0 | 3 | 4 | 0.00 | 0.000 |
| 30 Jason Motte, R (9, 1)<br>ERA: 5.67 | 0.1 | | 3 | 1 | 2 | 2 | 0 | 1 | 0 | 0 | 0 | 0 | 1 | 9 | 14 | 54.00 | 6.000 |

| PITCHER | IP | WLS | BF | H | R | ER | SO | BB | IBB | HBP | BLK | WP | HR | S | P | ERA | WHIP |
|---|---|---|---|---|---|---|---|---|---|---|---|---|---|---|---|---|---|
| 31 Ryan Franklin, R (9, 1)<br>ERA: 1.26 | 0.1 | S | 1 | 0 | 0 | 0 | 0 | 0 | 0 | 0 | 0 | 0 | 0 | 2 | 3 | 0.00 | 0.000 |

# St. Louis Cardinals @ Pittsburgh Pirates

PNC Park, Pittsburgh, PA

Sat Aug 08 2009, 7:05 PM EDT

Att. 38,593 - Drizzle - 76 F

livebaseballscorecards.com

| | |
|---|---|
| AB | 35 |
| R | 3 |
| H | 9 |
| RBI | 3 |
| BB | 1 |
| SO | 6 |
| LOB | 15 |

WP: 0 PA: 36
PB: 0
SB: 0
CS: 0

| Batter | 1 | 2 | 3 | 4 | 5 | 6 | 7 | 8 | 9 | AB | R | H | RBI | BB | SO | LOB |
|---|---|---|---|---|---|---|---|---|---|---|---|---|---|---|---|---|
| 13 Brendan Ryan, R (1, 6)<br>OBP: 0.314, SLG: 0.369 | C SI 90<br>F SI 90<br>B CH 84<br>F SI 92<br>F FF 91<br>S SI 85<br>1-3 ① **K** | | C SI 90<br>B CU 75<br>F CU 75<br>X CH 82<br>1-2 ③ **G6-3** | | | B FF 88<br>C CH 82<br>X CH 81<br>1-1 12 G4-6-3 1B | | L SI 88<br>L CU 73<br>F SI 88<br>1 SAFE<br>B SI 88<br>1 SAFE<br>X CH 79<br>1-2 ① **FC6-4** 55 HR<br>1-2f | S FF 95<br>S FF 97<br>B FF 96<br>T FF 96<br>1-2 ② **K** | 5 | 1 | 1 | 0 | 0 | 2 | 1 |
| 12 Julio Lugo, R (1, 4)<br>OBP: 0.363, SLG: 0.445<br>55 Skip Schumaker, L (8, PH)<br>OBP: 0.355, SLG: 0.398<br>(8, 4) | C SI 90<br>B SI 91<br>C CH 84<br>F CH 83<br>X SI 91<br>1-2 ② **G4-3** | | | B SI 88<br>C FF 88<br>X SI 89<br>1-1 5 E 15 SF8 1B | | 1 SAFE<br>B CU 74<br>C FF 89<br>B CH 81<br>X FF 88<br>2-1 ① ② **G4-6-3**<br>1-2f | | 1 SAFE<br>F FF 93<br>X FF 94<br>0-1 **1-H HR** | B FF 97<br>C FC 94<br>C FF 96<br>X CU 82<br>1-2 ③ **G4-3** | 3 | 1 | 1 | 0 | 0 | 0 | 1 |
| | | | | | | | | | | 2 | 1 | 1 | 2 | 0 | 0 | 0 |
| 5 Albert Pujols, R (1, 3)<br>OBP: 0.447, SLG: 0.684 | B SI 91<br>B SI 92<br>X SI 92<br>2-0 **2B** | | | B SI 90<br>B SI 89<br>B CH 84<br>1 SAFE<br>B SI 89<br>4-0 4 1B **1-3 BB** | | B CU 74<br>C FF 89<br>X CH 82<br>1-1 ③ **P2** | | C SL 86<br>H FF 95<br>1-1 47 WP 15 1B 47 2B **HBP** | | 2 | 1 | 1 | 0 | 1 | 0 | 0 |
| 15 Matt Holliday, R (1, 7)<br>OBP: 0.397, SLG: 0.502 | B SI 91<br>F CH 84<br>X FF 92<br>1-1 ③ **G5-3** | | | 1 SAFE<br>1 SAFE<br>X CU 75<br>0-0 ① **SF8**<br>**3-H** | | | C SI 88<br>F SI 89<br>B CH 80<br>X CH 79<br>1-2 47 CS 4 1B | F FF 96<br>F CH 85<br>1 SAFE<br>X FF 94<br>0-2 47 WP **1-2** 47 2B **1B** | | 3 | 2 | 2 | 1 | 0 | 0 | 1 |
| 47 Ryan Ludwick, R (1, 9)<br>OBP: 0.331, SLG: 0.480 | | B SI 89<br>F SI 90<br>C CH 82<br>X FF 90<br>1-2 ① **L6** | | X FF 88<br>0-0 ② **P4** | | | B SI 88<br>1 SAFE<br>F FF 88<br>B FF 88<br>X CU 74<br>2-1 ① **G5-3**<br>**1-3** | B FF 97<br>B CH 87<br>F FF 97<br>X FF 96<br>2-1 4 G6-3 3 1B **1-H 2-H 2B** | | 4 | 1 | 1 | 2 | 0 | 0 | 2 |
| 4 Yadier Molina, R (1, 2)<br>OBP: 0.354, SLG: 0.370 | | B SI 91<br>X CH 85<br>1-0 ② **G6-3** | | X SI 89<br>0-0 3 PO **1-3 1B** | | | C CU 73<br>X CH 80<br>0-1 **3-H 1B** | B CH 87<br>X CH 88<br>1-0 ② **G6-3**<br>**2-3** | | 4 | 0 | 2 | 1 | 0 | 0 | 1 |
| 3 Khalil Greene, R (1, 5)<br>OBP: 0.280, SLG: 0.355<br>30 Jason Motte, R (8, 1)<br>43 Trever Miller, R (8, 1)<br>46 Kyle McClellan, R (8, 1) | | X SI 91<br>0-0 ③ **F8** | | B CU 74<br>F FF 90<br>S CH 81<br>B CH 81<br>1 SAFE<br>2-2 ③ **PO**<br>**1-2** | X SI 88<br>0-0 ① **G5-3** | | B CH 81<br>X SI 88<br>1-0 ② **F9** | C FF 97<br>B CH 88<br>F FF 95<br>X FF 96<br>1-2 **3-H 1B** | | 4 | 0 | 1 | 1 | 0 | 0 | 1 |
| | | | | | | | | | | 0 | 0 | 0 | 0 | 0 | 0 | 0 |
| | | | | | | | | | | 0 | 0 | 0 | 0 | 0 | 0 | 0 |
| | | | | | | | | | | 0 | 0 | 0 | 0 | 0 | 0 | 0 |
| 28 Colby Rasmus, L (1, 8)<br>OBP: 0.305, SLG: 0.416 | | | C FF 88<br>T FF 89<br>B SL 80<br>B SL 82<br>F SI 91<br>F CH 84<br>X SI 91<br>2-2 ① **G6-3** | | C CU 73<br>B CU 74<br>F SI 89<br>B SL 81<br>X SI 90<br>2-2 ② **G4-3** | | C FF 88<br>X CU 74<br>0-1 ③ **F9** | 1 SAFE<br>X CH 88<br>0-0 ③ **F9** | | 4 | 0 | 0 | 0 | 0 | 0 | 2 |
| 35 Joel Pineiro, R (1, 1)<br>OBP: 0.224, SLG: 0.217<br>7 Mark DeRosa, R (8, PH)<br>OBP: 0.326, SLG: 0.467<br>22 Joe Thurston, L (8, 5)<br>OBP: 0.327, SLG: 0.339 | | | B SI 90<br>B SI 90<br>C FF 90<br>B SI 89<br>C SI 90<br>F FF 90<br>F SI 90<br>X FF 90<br>3-2 ② **F8** | | C SI 88<br>C CU 73<br>C FF 89<br>0-3 ③ **K** | | | C SI 87<br>X SI 88<br>0-1 13 FC6-4 **1B** | B FF 93<br>X FF 93<br>1-0 ① **G3-1** | 2 | 0 | 0 | 0 | 1 | 0 |
| | | | | | | | | | | 1 | 0 | 1 | 0 | 0 | 0 | 0 |
| | | | | | | | | | | 1 | 0 | 0 | 0 | 0 | 0 | 0 |
| Inning Stats | R: 0<br>E: 0<br>K: 1<br>S: 12<br>H: 1<br>LOB: 1<br>BB: 0<br>P: 17 | R: 0<br>E: 0<br>K: 0<br>S: 5<br>H: 0<br>LOB: 0<br>BB: 0<br>P: 7 | R: 0<br>E: 0<br>K: 0<br>S: 13<br>H: 0<br>LOB: 0<br>BB: 0<br>P: 19 | R: 1<br>E: 1<br>K: 0<br>S: 7<br>H: 2<br>LOB: 1<br>BB: 1<br>P: 14 | R: 0<br>E: 0<br>K: 1<br>S: 7<br>H: 0<br>LOB: 0<br>BB: 0<br>P: 9 | R: 0<br>E: 0<br>K: 0<br>S: 6<br>H: 1<br>LOB: 0<br>BB: 0<br>P: 10 | R: 1<br>E: 0<br>K: 0<br>S: 10<br>H: 2<br>LOB: 1<br>BB: 0<br>P: 14 | R: 5<br>E: 0<br>K: 0<br>S: 19<br>H: 5<br>LOB: 1<br>BB: 0<br>P: 25 | R: 0<br>E: 0<br>K: 1<br>S: 7<br>H: 0<br>LOB: 0<br>BB: 0<br>P: 10 | 1B: 8<br>2B: 2<br>3B: 0<br>HR: 1<br>SF: 1<br>SAC: 0<br>DP: 1<br>HBP: 1 | | | | | | |

TOP

# St. Louis Cardinals @ Pittsburgh Pirates

PNC Park, Pittsburgh, PA

Sun Aug 09 2009, 1:35 PM EDT
Att. 24,369 - Cloudy - 86 F

livebaseballscorecards.com

| | |
|---|---|
| AB | 35 |
| R | 7 |
| H | 11 |
| RBI | 7 |
| BB | 1 |
| SO | 3 |
| LOB | 9 |

| PITCHER | | IP | WLS | BF | H | R | ER | SO | BB | IBB | HBP | BLK | WP | HR | S | P | ERA | WHIP |
|---|---|---|---|---|---|---|---|---|---|---|---|---|---|---|---|---|---|---|
| 57 Zach Duke, L<br>ERA: 3.4 | (1, 1) | 7.1 | | 28 | 7 | 3 | 2 | 2 | 1 | 0 | 0 | 0 | 0 | 0 | 66 | 97 | 2.46 | 1.091 |
| 55 Matt Capps, R<br>ERA: 5.97 | (8, 1) | 0.0 | L | 2 | 1 | 1 | 1 | 0 | 0 | 0 | 1 | 0 | 0 | 1 | 3 | 4 | ∞ | ∞ |
| 43 Jesse Chavez, R<br>ERA: 3.99 | (8, 1) | 0.2 | | 5 | 3 | 3 | 3 | 0 | 0 | 0 | 0 | 0 | 1 | 0 | 10 | 14 | 40.50 | 4.500 |
| 47 Evan Meek, R<br>ERA: 3.47 | (9, 1) | 1.0 | | 3 | 0 | 0 | 0 | 1 | 0 | 0 | 0 | 0 | 0 | 0 | 7 | 10 | 0.00 | 0.000 |

| PITCHER | IP | WLS | BF | H | R | ER | SO | BB | IBB | HBP | BLK | WP | HR | S | P | ERA | WHIP |
|---|---|---|---|---|---|---|---|---|---|---|---|---|---|---|---|---|---|

# BOTTOM

## St. Louis Cardinals @ Pittsburgh Pirates

PNC Park, Pittsburgh, PA

Sun Aug 09 2009, 1:35 PM EDT

Att. 24,369 - Cloudy - 86 F

livebaseballscorecards.com

| Batter | 1 | 2 | 3 | 4 | 5 | 6 | 7 | 8 | 9 | AB | R | H | RBI | BB | SO | LOB |
|---|---|---|---|---|---|---|---|---|---|---|---|---|---|---|---|---|
| 22 Andrew McCutchen, R (1, 8)<br>OBP: 0.352, SLG: 0.486 | B FF 91<br>F FF 90<br>F FF 90<br>B SL 88<br>X FF 89<br>2-2 ① F8 | | C SI 90<br>X CH 84<br>0-1 85 1B 24 1B 2B | | L FF 90<br>C SL 86<br>B SL 87<br>B CU 80<br>X SI 91<br>2-2 ① G6-3 | | C FF 91<br>B SL 86<br>S FF 92<br>B SI 92<br>X SL 87<br>2-2 ③ G6-3 | | | 4 | 1 | 1 | 0 | 0 | 0 | 1 |
| 85 Lastings Milledge, R (1, 7)<br>OBP: 0.279, SLG: 0.277 | C SI 90<br>B SI 88<br>X FF 90<br>1-1 ② G4-3 | | S SL 87<br>M SL 87<br>D SL 86<br>B SL 85<br>B SI 92<br>X SL 87<br>3-2 51 G5-3 24 1B 2-3 1B | | C SI 90<br>C SI 91<br>B FF 90<br>S SL 87<br>1-3 ② K | | | C FF 96<br>X FF 96<br>0-1 24 1B 1B | | 4 | 0 | 2 | 0 | 0 | 1 | 0 |
| 24 Delwyn Young, S (1, 4)<br>OBP: 0.357, SLG: 0.411 | C FF 90<br>F FF 90<br>X FF 91<br>0-2 ③ G6-3 | | F SL 81<br>X SI 90<br>0-1 1-2 3-H 1B | | S FF 90<br>F FF 91<br>F SL 88<br>F CU 80<br>S SL 87<br>0-3 ③ K | | | B FF 87<br>F FF 87<br>S SL 78<br>1 SAFE<br>D SL 78<br>F FF 88<br>X SL 78<br>2-2 1-2 1B | | 4 | 0 | 2 | 1 | 0 | 1 | 0 |
| 46 Garrett Jones, L (1, 9)<br>OBP: 0.354, SLG: 0.642 | | C FF 88<br>B FF 88<br>X FF 88<br>1-1 51 HR 2B | B SI 90<br>B SI 90<br>C FF 90<br>B CH 84<br>C SI 90<br>F FF 91<br>F FF 91<br>S SL 88<br>3-3 ① K | | | F FF 90<br>F SL 87<br>B SL 86<br>B SL 84<br>F SL 87<br>C FF 91<br>2-3 ① K | | F SL 77<br>S SL 76<br>B SL 78<br>D SI 88<br>S SI 89<br>2-3 ① K | | 4 | 1 | 1 | 0 | 0 | 3 | 4 |
| 51 Steve Pearce, R (1, 3)<br>OBP: 0.338, SLG: 0.443 | | C FF 89<br>F FF 88<br>D CU 79<br>X FF 89<br>1-2 2-H HR | C SL 87<br>X SI 91<br>0-1 ②③ G5-3 2-3f | | | C FF 91<br>B SL 88<br>C SL 87<br>F SL 87<br>C FF 92<br>1-3 ② K | | F SL 89<br>B SL 89<br>C FF 93<br>D CU 78<br>X SL 90<br>2-2 ② F9 | | 4 | 1 | 1 | 2 | 0 | 1 | 4 |
| 5 Ronny Cedeno, R (1, 6)<br>OBP: 0.232, SLG: 0.320 | | X FF 89<br>0-0 5 G4-6-3 1B | | C FF 90<br>F CU 79<br>B FF 89<br>S CU 79<br>1-3 ① K | | B SL 87<br>X SL 88<br>1-0 ③ L8 | | X SL 90<br>0-0 ③ F9 | | 4 | 0 | 1 | 0 | 0 | 1 | 2 |
| 5 Ramón Vázquez, L (1, 5)<br>OBP: 0.365, SLG: 0.303 | | B CU 77<br>X SI 87<br>1-0 ①② G4-6-3 1-2f | | B FF 90<br>F FF 90<br>S CU 81<br>X SL 81<br>1-2 35 G4-3 1B | | | X FF 90<br>0-0 35 FC1-5 2B | | C SL 89<br>B SL 85<br>B SI 85<br>X SL 89<br>2-1 E5 35 G3-6-3 | 4 | 0 | 2 | 0 | 0 | 0 | 1 |
| 35 Jason Jaramillo, S (1, 2)<br>OBP: 0.318, SLG: 0.375 | | C FF 88<br>B SL 83<br>X FF 90<br>1-1 57 FC6-4 1B | B FF 90<br>B SI 90<br>X FF 89<br>2-0 ② G4-3 1-2 | | | | L FF 89<br>C FF 90<br>B SL 87<br>D CU 80<br>F SL 81<br>F SL 85<br>X FF 92<br>2-2 ① FC1-5 57 FC1-6 2-3 | | X FF 92<br>0-0 ①② G3-6-3 1-2f | 4 | 0 | 1 | 0 | 0 | 0 | 3 |
| 57 Zach Duke, L (1, 1)<br>OBP: 0.217, SLG: 0.233<br>55 Matt Capps, R (8, 1)<br>43 Jesse Chavez, R (8, 1)<br>47 Evan Meek, R (9, 1)<br>44 Brandon Moss, L (9, PH)<br>OBP: 0.305, SLG: 0.369 | | C FF 88<br>X FF 88<br>0-1 ③ FC6-4 1-2f | X SI 90<br>0-0 ③ G4-3 | | | | 1 SAFE<br>X FF 88<br>0-0 ② FC1-6 1-2f | | B FF 92<br>C SL 89<br>B SI 86<br>X SL 90<br>2-1 ③ G4-3 | 3<br>0<br>0<br>0<br>1 | 0<br>0<br>0<br>0<br>0 | 0<br>0<br>0<br>0<br>0 | 0<br>0<br>0<br>0<br>0 | 0<br>0<br>0<br>0<br>0 | 0<br>0<br>0<br>0<br>0 | 3<br>0<br>0<br>0<br>0 |
| Inning Stats | R: 0<br>E: 0<br>K: 0<br>S: 8<br>H: 0<br>LOB: 0<br>BB: 0<br>P: 11 | R: 2<br>E: 0<br>K: 0<br>S: 11<br>H: 4<br>LOB: 1<br>BB: 0<br>P: 15 | R: 1<br>E: 0<br>K: 1<br>S: 14<br>H: 3<br>LOB: 1<br>BB: 0<br>P: 20 | R: 0<br>E: 0<br>K: 1<br>S: 8<br>H: 1<br>LOB: 1<br>BB: 0<br>P: 12 | R: 0<br>E: 0<br>K: 2<br>S: 11<br>H: 0<br>LOB: 0<br>BB: 0<br>P: 14 | R: 0<br>E: 0<br>K: 2<br>S: 9<br>H: 0<br>LOB: 0<br>BB: 0<br>P: 13 | R: 0<br>E: 0<br>K: 0<br>S: 10<br>H: 1<br>LOB: 1<br>BB: 0<br>P: 14 | R: 0<br>E: 0<br>K: 1<br>S: 13<br>H: 2<br>LOB: 2<br>BB: 0<br>P: 19 | R: 0<br>E: 1<br>K: 0<br>S: 5<br>H: 0<br>LOB: 0<br>BB: 0<br>P: 9 | 1B: 7<br>2B: 3<br>3B: 0<br>HR: 1<br>SF: 0<br>SAC: 0<br>DP: 3<br>HBP: 0 | | | | | | |

| | AB | 36 |
|---|---|---|
| | R | 3 |
| | H | 11 |
| | RBI | 3 |
| | BB | 0 |
| | SO | 7 |
| | LOB | 18 |

WP: 0 PB: 0 SB: 0 CS: 0 PA: 36

| PITCHER | | IP | WLS | BF | H | R | ER | SO | BB | IBB | HBP | BLK | WP | HR | S | P | ERA | WHIP |
|---|---|---|---|---|---|---|---|---|---|---|---|---|---|---|---|---|---|---|
| 35 Joel Pineiro, R<br>ERA: 3.22 | (1, 1) | 7.0 | W | 28 | 9 | 3 | 3 | 6 | 0 | 0 | 0 | 0 | 0 | 1 | 71 | 99 | 3.86 | 1.286 |
| 30 Jason Motte, R<br>ERA: 5.67 | (8, 1) | 0.0 | | 1 | 1 | 0 | 0 | 0 | 0 | 0 | 0 | 0 | 0 | 0 | 2 | 2 | ∞ | ∞ |
| 43 Trever Miller, L<br>ERA: 2.12 | (8, 1) | 0.1 | | 2 | 1 | 0 | 0 | 1 | 0 | 0 | 0 | 0 | 0 | 0 | 7 | 11 | 0.00 | 3.000 |
| 46 Kyle McClellan, R<br>ERA: 3.0 | (8, 1) | 1.2 | S | 5 | 0 | 0 | 0 | 0 | 0 | 0 | 0 | 0 | 0 | 0 | 9 | 15 | 0.00 | 0.000 |

| PITCHER | IP | WLS | BF | H | R | ER | SO | BB | IBB | HBP | BLK | WP | HR | S | P | ERA | WHIP |
|---|---|---|---|---|---|---|---|---|---|---|---|---|---|---|---|---|---|

# Pittsburgh Pirates @ Colorado Rockies

Coors Field, Denver, CO

Tue Aug 11 2009, 6:40 PM MDT

Att. 35,212 - Partly Cloudy - 88 F

TOP

livebaseballscorecards.com

| Batter | 1 | 2 | 3 | 4 | 5 | 6 | 7 | 8 | 9 | AB | R | H | RBI | BB | SO | LOB |
|---|---|---|---|---|---|---|---|---|---|---|---|---|---|---|---|---|
| 22 Andrew McCutchen, R (1, 8)<br>OBP: 0.359, SLG: 0.488 | 4-2<br>85<br>L4-3<br>BB | | B FF 91<br>B FF 91<br>C FF 91<br>C FF 88<br>B SL 82<br>B SI 89<br>4-2<br>41<br>S<br>46<br>BB<br>41<br>E<br>BB | B FF 86<br>X FF 86<br>1-0<br>F9<br>① | | B FC 86<br>B FC 83<br>B FF 85<br>B FC 84<br>4-0<br>85<br>S<br>85<br>E<br>BB | | X SI 86<br>0-0<br>46<br>S<br>46<br>2B<br>2B | B CU 81<br>C SI 91<br>C FF 93<br>D CU 82<br>F FF 91<br>S CH 82<br>2-3<br>K<br>③ | 3 | 3 | 1 | 0 | 3 | 1 | 1 |
| 85 Lastings Milledge, R (1, 7)<br>OBP: 0.274, SLG: 0.286 | B FF 89<br>C SI 89<br>1 SAFE<br>F CH 83<br>X SL 82<br>1-2<br>L4-3<br>①<br>②<br>1-1 | | C SL 82<br>S SL 81<br>B SL 84<br>X SL 82<br>1-2<br>F7<br>① | C FF 86<br>X FC 84<br>0-1<br>F9<br>② | | 1 SAFE<br>B FC 86<br>X FC 85<br>1-0<br>E9<br>1-H<br>2B | | B SI 85<br>M SI 86<br>S SI 86<br>D CH 79<br>F FF 90<br>F CH 79<br>F SI 89<br>X SI 88<br>2-2<br>G5-3<br>① | | 5 | 0 | 1 | 1 | 0 | 0 | 3 |
| 46 Garrett Jones, L (1, 9)<br>OBP: 0.362, SLG: 0.652 | C CU 79<br>B SI 91<br>F FF 90<br>B SL 81<br>X CH 83<br>2-2<br>F7<br>③ | | B SI 90<br>B SI 88<br>B SI 88<br>C FF 91<br>B SI 89<br>4-1<br>41<br>S<br>24<br>3B<br>1-2<br>BB | B SL 76<br>B FC 86<br>C CH 80<br>B SI 88<br>X FF 86<br>3-1<br>2B | | B FF 88<br>X CH 82<br>1-0<br>G6-3<br>① | | C FF 89<br>S SL 73<br>D SL 73<br>X FF 89<br>1-2<br>41<br>1B<br>2-H<br>2B | | 4 | 1 | 2 | 1 | 1 | 0 | 1 |
| 41 Ryan Doumit, S (1, 2)<br>OBP: 0.261, SLG: 0.434 | | B FF 90<br>F CU 78<br>F SL 82<br>B FF 91<br>B FF 91<br>F CH 84<br>X SI 89<br>3-2<br>51<br>G5-3<br>24<br>WP<br>2B | C SL 82<br>B FF 91<br>S SL 84<br>X SL 83<br>1-2<br>G4-3<br>②<br>1-3<br>2-H | B FC 86<br>X FC 88<br>1-0<br>F8<br>③ | | I IN 80<br>I IN 80<br>I IN 81<br>I IN 82<br>4-0<br>24<br>WP<br>IBB | | B SI 85<br>D CH 78<br>X SI 86<br>2-0<br>24<br>S<br>2-3<br>1B | | 4 | 1 | 2 | 0 | 1 | 0 | 2 |
| 51 Steve Pearce, R (1, 3)<br>OBP: 0.329, SLG: 0.415 | | C SL 83<br>D FF 91<br>S SL 83<br>D SL 85<br>F FF 90<br>X SL 84<br>2-2<br>G5-3<br>①<br>2-3 | B FF 93<br>B SL 84<br>D CH 86<br>B FF 90<br>4-0<br>24<br>3B<br>BB | | C SL 76<br>X FC 87<br>0-1<br>G4-3<br>① | C FC 85<br>F FF 87<br>C FC 85<br>0-3<br>K<br>② | | F FF 86<br>D CH 79<br>B SI 85<br>X SI 85<br>2-1<br>P3<br>② | | 4 | 1 | 0 | 0 | 1 | 1 | 5 |
| 24 Delwyn Young, S (1, 4)<br>OBP: 0.358, SLG: 0.421 | | C FF 91<br>S FF 92<br>F CU 80<br>F FF 91<br>B FF 92<br>S CH 86<br>1-3<br>K<br>②<br>3-H | B FF 85<br>X FF 87<br>1-0<br>5<br>1B<br>1-H<br>3-H<br>3B | | C<br>X<br>0-1<br>15<br>FC5-4<br>1B | S FC 86<br>F FC 86<br>B SL 79<br>B FC 85<br>B SI 89<br>X FC 86<br>3-2<br>F7<br>③<br>1-2 | | C CH 79<br>F SI 85<br>X FF 88<br>0-2<br>P5<br>③<br>1-2 | | 5 | 1 | 2 | 2 | 0 | 1 | 4 |
| 15 Andy LaRoche, R (1, 5)<br>OBP: 0.333, SLG: 0.378 | | B SI 90<br>B FF 90<br>B SL 82<br>C FC 90<br>B CH 84<br>4-1<br>5<br>BB<br>BB | B FC 85<br>B FC 85<br>F FC 84<br>B FF 86<br>B FC 83<br>4-1<br>49<br>E<br>5<br>1B<br>BB | C FC 85<br>B FC 86<br>S FF 88<br>X FC 85<br>1-2<br>FC5-4<br>②<br>5<br>1B<br>1-2f | | C CH 84<br>S SL 76<br>S FC 82<br>0-3<br>K<br>① | | C FF 89<br>X CU 79<br>0-1<br>5<br>SH1-3<br>2B | 3 | 0 | 1 | 0 | 2 | 1 | 1 |
| 5 Ronny Cedeno, R (1, 6)<br>OBP: 0.241, SLG: 0.325 | | 1 SAFE<br>B SL 83<br>C FF 91<br>F SI 89<br>B SL 82<br>B CH 84<br>B SI 89<br>4-2<br>1-2<br>BB | C FF 89<br>X FC 86<br>0-1<br>49<br>E<br>1-2<br>3-H<br>1B | B FF 88<br>X FC 84<br>1-0<br>1-2<br>1B | | C FF 86<br>B FC 82<br>F CH 79<br>B FC 84<br>X SL 78<br>2-2<br>G5-3<br>② | | X FF 90<br>0-0<br>SH1-3<br>①<br>2-3 | 3 | 0 | 2 | 1 | 1 | 0 | 0 |
| 49 Ross Ohlendorf, R (1, 1)<br>OBP: 0.095, SLG: 0.095<br>45 Jose Ascanio, R (7, 1)<br>43 Jesse Chavez, R (7, 1)<br>44 Brandon Moss, L (9, PH)<br>OBP: 0.304, SLG: 0.368<br>47 Evan Meek, R (9, 1)<br>52 Joel Hanrahan, R (9, 1) | | S FF 91<br>C SL 83<br>X SL 84<br>0-2<br>G1-3<br>③ | 2 SAFE<br>F FF 88<br>X SL 78<br>0-1<br>G1-3<br>③<br>1-2<br>2-3 | C FF 88<br>S SL 78<br>S SL 78<br>0-3<br>K<br>③ | | C FF 87<br>M FC 84<br>B FC 85<br>S SL 76<br>1-3<br>K<br>③ | | B CH 83<br>F FF 90<br>B CH 82<br>S SI 91<br>C SI 92<br>2-3<br>K<br>② | 4<br>0<br>0<br>0<br>1<br>0 | 0<br>0<br>0<br>0<br>0<br>0 | 0<br>0<br>0<br>0<br>0<br>0 | 0<br>0<br>0<br>0<br>0<br>0 | 2<br>0<br>0<br>0<br>1<br>0 | 6<br>0<br>0<br>0<br>1<br>0 |

| | AB | 36 |
|---|---|---|
| | R | 7 |
| | H | 11 |
| | RBI | 5 |
| | BB | 9 |
| | SO | 7 |
| | LOB | 24 |

| Inning Stats | 1 | 2 | 3 | 4 | 5 | 6 | 7 | 8 | 9 | 1B: 4 | SF: 0 | WP: 2 | PA: 46 |
|---|---|---|---|---|---|---|---|---|---|---|---|---|---|
| | R: 0<br>E: 0<br>K: 0<br>S: 8 | R: 1<br>E: 0<br>K: 1<br>S: 19 | R: 4<br>E: 1<br>K: 0<br>S: 15 | R: 0<br>E: 0<br>K: 0<br>S: 6 | R: 0<br>E: 0<br>K: 1<br>S: 11 | R: 1<br>E: 1<br>K: 1<br>S: 8 | R: 0<br>E: 0<br>K: 2<br>S: 9 | R: 1<br>E: 0<br>K: 0<br>S: 16 | R: 0<br>E: 0<br>K: 2<br>S: 10 | 2B: 7<br>3B: 1<br>HR: 0 | SAC: 1<br>DP: 1<br>HBP: 0 | PB: 0<br>SB: 6<br>CS: 0 | |
| | H: 0<br>LOB: 0<br>BB: 1<br>P: 15 | H: 1<br>LOB: 2<br>BB: 2<br>P: 33 | H: 2<br>LOB: 2<br>BB: 4<br>P: 34 | H: 1<br>LOB: 1<br>BB: 0<br>P: 11 | H: 2<br>LOB: 2<br>BB: 0<br>P: 13 | H: 1<br>LOB: 2<br>BB: 2<br>P: 21 | H: 0<br>LOB: 0<br>BB: 0<br>P: 12 | H: 3<br>LOB: 2<br>BB: 0<br>P: 23 | H: 1<br>LOB: 1<br>BB: 0<br>P: 14 | | | | |

| PITCHER | | IP | WLS | BF | H | R | ER | SO | BB | IBB | HBP | BLK | WP | HR | S | P | ERA | WHIP |
|---|---|---|---|---|---|---|---|---|---|---|---|---|---|---|---|---|---|---|
| 45 Jhoulys Chacín, R<br>ERA: 5.87 | (1, 1) | 2.2 | L | 14 | 1 | 4 | 4 | 1 | 6 | 0 | 0 | 0 | 1 | 0 | 36 | 71 | 13.50 | 2.625 |
| 51 Josh Fogg, R<br>ERA: 2.43 | (3, 1) | 4.1 | | 22 | 6 | 2 | 2 | 4 | 2 | 1 | 0 | 0 | 1 | 0 | 40 | 68 | 4.15 | 1.846 |
| 97 Joe Beimel, L<br>ERA: 3.48 | (8, 1) | 1.0 | | 6 | 3 | 1 | 1 | 0 | 0 | 0 | 0 | 0 | 0 | 0 | 16 | 23 | 9.00 | 3.000 |
| 31 Matt Daley, R<br>ERA: 2.97 | (9, 1) | 1.0 | | 4 | 1 | 0 | 0 | 2 | 0 | 0 | 0 | 0 | 0 | 0 | 10 | 14 | 0.00 | 1.000 |

| PITCHER | IP | WLS | BF | H | R | ER | SO | BB | IBB | HBP | BLK | WP | HR | S | P | ERA | WHIP |
|---|---|---|---|---|---|---|---|---|---|---|---|---|---|---|---|---|---|

| Batter | 1 | 2 | 3 | 4 | 5 | 6 | 7 | 8 | 9 | AB | R | H | RBI | BB | SO | LOB |
|---|---|---|---|---|---|---|---|---|---|---|---|---|---|---|---|---|
| 7 Seth Smith, L (1, 7)<br>OBP: 0.390, SLG: 0.491 | C FF 92<br>X FF 93<br>0-1<br>17 F7<br>5 SH1-3<br>1B | | X FF 94<br>0-0 ②<br>G4-3<br>2-3 | | | C FF 91<br>B CH 83<br>X FF 92<br>1-1 ①<br>G4-3 | 1 SAFE<br>B CH 85<br>B SI 93<br>X SI 93<br>2-0<br>1-H<br>2B | | C FF 96<br>F SL 86<br>B SL 86<br>X FF 96<br>1-2 ③<br>G4-3 | 5 | 0 | 2 | 1 | 0 | 0 | 1 |
| 5 Carlos González, L (1, 8)<br>OBP: 0.352, SLG: 0.477 | X FF 93<br>0-0 ①<br>SH1-3<br>1-2 | | B FF 94<br>B CH 83<br>F FF 94<br>X FF 95<br>2-1 ③<br>F7 | | | B FF 94<br>B FF 92<br>C FF 92<br>X FF 93<br>2-1<br>HR | B CH 87<br>X CH 86<br>1-0 ③<br>L5 | | | 3 | 1 | 1 | 1 | 0 | 0 | 2 |
| 17 Todd Helton, L (1, 3)<br>OBP: 0.405, SLG: 0.513 | C FF 92<br>D SL 83<br>X SL 80<br>1-1 ②<br>F7<br>2-3 ③ | | | C FF 93<br>B CH 84<br>F FF 94<br>B FF 95<br>B FF 96<br>F FF 95<br>C FF 95<br>3-3 ①<br>K | | B FF 94<br>B FF 93<br>B FF 91<br>C FF 91<br>X FF 92<br>3-1<br>3B | | B FF 94<br>B FF 95<br>C FF 95<br>B CH 87<br>X FF 96<br>3-1<br>11 FC4-6<br>1B | | 4 | 0 | 2 | 0 | 0 | 1 | 1 |
| 2 Troy Tulowitzki, R (1, 6)<br>OBP: 0.360, SLG: 0.535 | | C FF 91<br>C FF 94<br>X FF 94<br>0-2<br>HR | | S SL 83<br>B FF 96<br>B SL 83<br>F FF 95<br>B SL 84<br>X FF 95<br>3-2 ②<br>G4-3 | | D SL 80<br>B FF 94<br>B SL 80<br>C FF 94<br>F FF 94<br>X FF 94<br>3-2<br>G1-3 | | F FF 96<br>X CH 86<br>0-1 ①<br>P2 | | 4 | 1 | 1 | 1 | 0 | 0 | 2 |
| 11 Brad Hawpe, L (1, 9)<br>OBP: 0.392, SLG: 0.533 | | S FF 93<br>B FF 94<br>C SL 81<br>B FF 96<br>F SL 82<br>F SL 83<br>X FF 95<br>2-2 ①<br>G5-3 | | B FF 94<br>B FF 94<br>B FF 93<br>C FF 92<br>S FF 94<br>S FF 95<br>3-3 ③<br>K | | B FF 94<br>B FF 93<br>B FF 94<br>F FF 94<br>B FF 94<br>4-1<br>BB | | S FF 96<br>S FF 97<br>F SI 95<br>B CH 86<br>B FF 96<br>X CH 86<br>2-2 ②<br>FC4-6<br>9 1B<br>1-2f | | 3 | 0 | 0 | 0 | 1 | 1 | 1 |
| 9 Ian Stewart, L (1, 5)<br>OBP: 0.322, SLG: 0.472 | | B FF 93<br>C FF 92<br>S FF 95<br>B FF 95<br>B FF 95<br>X FF 94<br>3-2 ②<br>G4-3 | B FF 91<br>T FF 93<br>X FF 93<br>1-1 ①<br>G3-1 | | | B SL 80<br>1 SAFE<br>B FF 93<br>C FF 94<br>X FF 93<br>2-1 ③<br>F7 | | B FF 96<br>C FF 96<br>C FF 95<br>D CH 87<br>X FF 95<br>2-2<br>1-2<br>1B | | 4 | 0 | 1 | 0 | 0 | 0 | 2 |
| 12 Clint Barmes, R (1, 4)<br>OBP: 0.296, SLG: 0.446 | | B FF 93<br>S SL 82<br>B SL 82<br>F FF 93<br>X SL 81<br>2-2 ③<br>F7 | B SL 81<br>B FF 94<br>C FF 91<br>X FF 92<br>2-1 ②<br>L8 | | | | B FF 90<br>B FF 91<br>B FF 91<br>C FF 90<br>F FF 89<br>B FF 93<br>4-2<br>7<br>2B<br>BB | B FF 96<br>F CH 87<br>D CH 87<br>S FF 96<br>F FF 96<br>F CH 86<br>S FC 91<br>2-3 ③<br>K | | 3 | 1 | 0 | 0 | 1 | 1 | 2 |
| 20 Chris Iannetta, R (1, 2)<br>OBP: 0.333, SLG: 0.445 | | | C FF 92<br>B FF 95<br>B SL 81<br>F FF 92<br>F FF 96<br>X SL 82<br>2-2<br>7<br>G4-3<br>51<br>SH3<br>1B | | F FF 93<br>S SL 82<br>B SL 82<br>X SL 82<br>1-2<br>1B | | B SI 94<br>B SI 92<br>F SI 91<br>1 SAFE<br>B FF 92<br>F SI 91<br>F SI 93<br>T SI 94<br>3-2 ①<br>K | | B FF 94<br>C FF 92<br>F FF 94<br>X SI 93<br>1-2 ①<br>F9 | 4 | 0 | 2 | 0 | 0 | 1 | 1 |
| 45 Jhoulys Chacín, R (1, 1)<br>51 Josh Fogg, R (3, 1)<br>OBP: 0.143, SLG: 0.143<br>19 Ryan Spilborghs, R (7, PH)<br>OBP: 0.316, SLG: 0.405<br>97 Joe Beimel, L (8, 1)<br>31 Matt Daley, R (9, 1)<br>27 Garrett Atkins, R (9, PH)<br>OBP: 0.305, SLG: 0.333 | | | B FF 94<br>C FF 92<br>X FF 94<br>1-1 ①<br>SH3<br>1-2 | | B FF 94<br>S FF 92<br>B FF 94<br>F FF 92<br>S SL 82<br>2-3 ③<br>K | | B CU 84<br>B CU 83<br>X SI 92<br>2-0 ②<br>F9 | | C FF 94<br>C SL 84<br>B SL 85<br>X SL 84<br>1-2 ②<br>P2 | 0<br>1<br>1<br>0<br>0<br>0<br>0<br>1 | 0<br>0<br>0<br>0<br>0<br>0<br>0<br>0 | 0<br>0<br>0<br>0<br>0<br>0<br>0<br>0 | 0<br>0<br>0<br>0<br>0<br>0<br>0<br>0 | 0<br>1<br>1<br>0<br>0<br>0<br>0<br>0 | 0<br>1<br>1<br>0<br>0<br>0<br>0<br>0 | 0<br>1<br>1<br>0<br>0<br>0<br>0<br>0 |
| Inning Stats | R: 0<br>E: 0<br>K: 0<br>S: 5<br>H: 1<br>LOB: 1<br>BB: 0<br>P: 6 | R: 1<br>E: 0<br>K: 0<br>S: 14<br>H: 1<br>LOB: 0<br>BB: 0<br>P: 21 | R: 0<br>E: 0<br>K: 0<br>S: 9<br>H: 1<br>LOB: 1<br>BB: 0<br>P: 14 | R: 0<br>E: 0<br>K: 2<br>S: 10<br>H: 0<br>LOB: 0<br>BB: 0<br>P: 19 | R: 0<br>E: 0<br>K: 1<br>S: 10<br>H: 1<br>LOB: 1<br>BB: 0<br>P: 16 | R: 1<br>E: 0<br>K: 0<br>S: 12<br>H: 2<br>LOB: 2<br>BB: 1<br>P: 27 | R: 1<br>E: 0<br>K: 1<br>S: 9<br>H: 1<br>LOB: 1<br>BB: 1<br>P: 21 | R: 0<br>E: 0<br>K: 1<br>S: 16<br>H: 2<br>LOB: 2<br>BB: 0<br>P: 25 | R: 0<br>E: 0<br>K: 0<br>S: 9<br>H: 0<br>LOB: 0<br>BB: 0<br>P: 12 | 1B: 5<br>2B: 1<br>3B: 1<br>HR: 2<br>SF: 0<br>SAC: 2<br>DP: 0<br>HBP: 0 | | | | | | |

| PITCHER | | IP | WLS | BF | H | R | ER | SO | BB | IBB | HBP | BLK | WP | HR | S | P | ERA | WHIP |
|---|---|---|---|---|---|---|---|---|---|---|---|---|---|---|---|---|---|---|
| 49 Ross Ohlendorf, R<br>ERA: 4.3 | (1, 1) | 6.0 | W | 25 | 6 | 3 | 3 | 3 | 2 | 0 | 0 | 0 | 0 | 2 | 62 | 109 | 4.50 | 1.333 |
| 45 Jose Ascanio, R<br>ERA: 4.0 | (7, 1) | 0.2 | | 3 | 1 | 0 | 0 | 1 | 0 | 0 | 0 | 0 | 0 | 0 | 6 | 13 | 0.00 | 1.500 |
| 43 Jesse Chavez, R<br>ERA: 3.88 | (7, 1) | 1.1 | H | 6 | 2 | 0 | 0 | 1 | 0 | 0 | 0 | 0 | 0 | 0 | 17 | 27 | 0.00 | 1.500 |
| 47 Evan Meek, R<br>ERA: 3.45 | (9, 1) | 0.1 | | 1 | 0 | 0 | 0 | 0 | 0 | 0 | 0 | 0 | 0 | 0 | 3 | 4 | 0.00 | 0.000 |
| 52 Joel Hanrahan, R<br>ERA: 6.32 | (9, 1) | 0.2 | | 2 | 0 | 0 | 0 | 0 | 0 | 0 | 0 | 0 | 0 | 0 | 6 | 8 | 0.00 | 0.000 |

| PITCHER | IP | WLS | BF | H | R | ER | SO | BB | IBB | HBP | BLK | WP | HR | S | P | ERA | WHIP |
|---|---|---|---|---|---|---|---|---|---|---|---|---|---|---|---|---|---|

# BOTTOM

## Pittsburgh Pirates @ Colorado Rockies

Coors Field, Denver, CO

Tue Aug 11 2009, 6:40 PM MDT

Att. 35,212 - Partly Cloudy - 88 F

livebaseballscorecards.com

| | |
|---|---|
| AB | 33 |
| R | 3 |
| H | 9 |
| RBI | 3 |
| BB | 2 |
| SO | 5 |
| LOB | 14 |

WP: 0 PA: 37
PB: 0
SB: 0
CS: 0

| Batter | 1 | 2 | 3 | 4 | 5 | 6 | 7 | 8 | 9 | AB | R | H | RBI | BB | SO | LOB |
|---|---|---|---|---|---|---|---|---|---|---|---|---|---|---|---|---|
| 22 Andrew McCutchen, R (1, 8)<br>OBP: 0.357, SLG: 0.482 | C FF 96<br>B FF 98<br>X FF 99<br>1-1<br>G5-3 | | | B FF 95<br>B FF 96<br>B FF 97<br>C FF 93<br>B FF 96<br>4-1<br>BB | X FF 98<br>0-0<br>G6-3 | | | C SI 96<br>B SL 88<br>C SI 98<br>B SL 88<br>B FF 96<br>F FF 96<br>X CH 87<br>3-2<br>F8 | | 3 | 0 | 0 | 0 | 1 | 0 | 3 |
| 85 Lastings Milledge, R (1, 7)<br>OBP: 0.273, SLG: 0.274 | B FF 98<br>B SI 99<br>B FF 97<br>B FF 95<br>4-0<br>46 CS<br>BB | | | F FF 95<br>F FF 96<br>1 SAFE<br>S SL 85<br>0-3<br>K | B SL 83<br>F FF 97<br>X CH 85<br>1-1<br>G5-3 | | | C SL 86<br>C CU 79<br>X FF 98<br>0-2<br>G4-3 | | 3 | 0 | 0 | 0 | 1 | 1 | 1 |
| 46 Garrett Jones, L (1, 3)<br>OBP: 0.359, SLG: 0.641 | B FF 96<br>B SI 96<br>1 SAFE<br>C FF 96<br>F SI 97<br>B FF 99<br>1 SAFE<br>S FF 97<br>3-3<br>K<br>1-2 | | | C FF 96<br>1 SAFE<br>S FF 96<br>X FF 96<br>0-2<br>F8 | C CU 76<br>B CH 85<br>S FF 98<br>X FF 99<br>1-2<br>1B | | | B SI 99<br>F SI 98<br>B CU 77<br>F FF 99<br>B SL 82<br>X SI 98<br>3-2<br>P5 | | 4 | 0 | 1 | 0 | 0 | 1 | 2 |
| 41 Ryan Doumit, S (1, 2)<br>OBP: 0.255, SLG: 0.423 | | B CU 80<br>X SI 96<br>1-0<br>F9 | | B SL 86<br>B FF 97<br>C CH 88<br>1 SAFE<br>F FF 96<br>X CU 79<br>2-2<br>F9 | | X FF 95<br>0-0<br>F7 | | | C FF 93<br>C CU 75<br>S FF 95<br>0-3<br>K | 4 | 0 | 0 | 0 | 0 | 1 | 2 |
| 24 Delwyn Young, S (1, 4)<br>OBP: 0.356, SLG: 0.417 | | C FF 94<br>B FF 96<br>B SI 97<br>B SI 94<br>C SI 95<br>T FF 96<br>3-2<br>K | | | C CU 74<br>X CU 77<br>0-1<br>L8 | B FF 92<br>B SI 96<br>S FF 95<br>B FF 96<br>F SI 94<br>F FF 96<br>S CH 87<br>3-3<br>K | | | X FF 93<br>0-0<br>44 BB<br>1B | 4 | 0 | 1 | 0 | 0 | 2 | 1 |
| 15 Andy LaRoche, R (1, 5)<br>OBP: 0.334, SLG: 0.376 | | C SI 97<br>B SL 86<br>F FF 96<br>F FF 99<br>B SL 88<br>X SL 89<br>2-2<br>F8 | | | C SI 95<br>B CU 79<br>B FF 96<br>B SI 96<br>S FF 95<br>B FF 97<br>4-2<br>5 G6-3<br>44 1B<br>BB | | B FF 95<br>H SI 93<br>2-0<br>5 G6-3<br>HBP | | B FF 94<br>X CH 82<br>1-0<br>F7 | 2 | 0 | 0 | 0 | 1 | 0 | 1 |
| 44 Brandon Moss, L (1, 9)<br>OBP: 0.310, SLG: 0.371 | | | C SI 96<br>C CU 77<br>B SI 98<br>X CH 86<br>1-2<br>5 G6-4-3<br>1B | | B FF 97<br>X FF 96<br>1-0<br>5 G6-3<br>1-2<br>1B | | C SI 94<br>C SL 84<br>B CU 77<br>B SI 94<br>B SI 96<br>S SI 96<br>3-3<br>K | | B FF 94<br>B FF 92<br>F FF 93<br>F FF 94<br>B CU 74<br>F FF 95<br>B CU 76<br>4-2<br>1-2<br>BB | 3 | 0 | 2 | 0 | 1 | 1 | 1 |
| 5 Ronny Cedeno, R (1, 6)<br>OBP: 0.237, SLG: 0.319 | | | C FF 95<br>X FF 95<br>0-1<br>G6-4-3<br>1-2f | | F FF 98<br>F SL 84<br>X FF 96<br>0-2<br>G6-3<br>1-2<br>2-3 | | C FF 97<br>X SI 97<br>0-1<br>G6-3<br>1-2 | | F FF 94<br>T FF 92<br>S FF 95<br>0-3<br>K | 4 | 0 | 0 | 0 | 0 | 1 | 6 |
| 25 Kevin Hart, R (1, 1)<br>OBP: 0.231, SLG: 0.167<br>34 Chris Bootcheck, R (6, 1)<br>5 Ramón Vázquez, L (7, PH)<br>OBP: 0.363, SLG: 0.301<br>27 Jeff Karstens, R (7, 1)<br>OBP: 0.190, SLG: 0.056 | | | C FF 98<br>F FF 98<br>B SL 84<br>B FF 99<br>X FF 98<br>2-2<br>G1-3 | | F FF 98<br>B FF 97<br>B FF 98<br>B FF 97<br>B FF 96<br>4-1<br>BB | | B FF 97<br>C FF 96<br>C CH 88<br>B CU 79<br>S SL 86<br>2-3<br>K | | | 1 | 0 | 0 | 0 | 1 | 0 | 0 |
| | | | | | | | | | | 0 | 0 | 0 | 0 | 0 | 0 | 0 |
| | | | | | | | | | | 1 | 0 | 0 | 0 | 0 | 1 | 1 |
| | | | | | | | | | | 0 | 0 | 0 | 0 | 0 | 0 | 0 |
| Inning Stats | R: 0<br>E: 0<br>K: 1<br>S: 5<br>H: 0<br>LOB: 1<br>BB: 1<br>P: 13 | R: 0<br>E: 0<br>K: 1<br>S: 8<br>H: 0<br>LOB: 0<br>BB: 0<br>P: 14 | R: 0<br>E: 0<br>K: 0<br>S: 8<br>H: 1<br>LOB: 0<br>BB: 0<br>P: 11 | R: 0<br>E: 0<br>K: 1<br>S: 10<br>H: 0<br>LOB: 1<br>BB: 1<br>P: 16 | R: 0<br>E: 0<br>K: 0<br>S: 10<br>H: 1<br>LOB: 3<br>BB: 2<br>P: 19 | R: 0<br>E: 0<br>K: 1<br>S: 10<br>H: 1<br>LOB: 1<br>BB: 0<br>P: 15 | R: 0<br>E: 0<br>K: 2<br>S: 8<br>H: 0<br>LOB: 1<br>BB: 0<br>P: 15 | R: 0<br>E: 0<br>K: 0<br>S: 10<br>H: 0<br>LOB: 0<br>BB: 0<br>P: 16 | R: 0<br>E: 0<br>K: 2<br>S: 11<br>H: 1<br>LOB: 2<br>BB: 1<br>P: 16 | 1B: 4<br>2B: 1<br>3B: 0<br>HR: 0<br>SF: 0<br>SAC: 0<br>DP: 2<br>HBP: 1 | | | | | | |

TOP

# Pittsburgh Pirates @ Colorado Rockies

Coors Field, Denver, CO

Wed Aug 12 2009, 6:40 PM MDT

Att. 29,430 - Partly Cloudy - 90 F

livebaseballscorecards.com

| | |
|---|---|
| AB | 29 |
| R | 0 |
| H | 4 |
| RBI | 0 |
| BB | 5 |
| SO | 8 |
| LOB | 18 |

| PITCHER | | IP | WLS | BF | H | R | ER | SO | BB | IBB | HBP | BLK | WP | HR | S | P | ERA | WHIP |
|---|---|---|---|---|---|---|---|---|---|---|---|---|---|---|---|---|---|---|
| 38 Ubaldo Jiménez, R<br>ERA: 3.47 | (1, 1) | 8.0 | W | 30 | 3 | 0 | 0 | 6 | 4 | 0 | 1 | 0 | 0 | 0 | 69 | 119 | 0.00 | 0.875 |
| 56 Franklin Morales, L<br>ERA: 2.01 | (9, 1) | 1.0 | | 5 | 1 | 0 | 0 | 2 | 1 | 0 | 0 | 0 | 0 | 0 | 11 | 16 | 0.00 | 2.000 |

| PITCHER | | IP | WLS | BF | H | R | ER | SO | BB | IBB | HBP | BLK | WP | HR | S | P | ERA | WHIP |
|---|---|---|---|---|---|---|---|---|---|---|---|---|---|---|---|---|---|---|

# BOTTOM

## Pittsburgh Pirates @ Colorado Rockies

Coors Field, Denver, CO

Wed Aug 12 2009, 6:40 PM MDT

Att. 29,430 - Partly Cloudy - 90 F

livebaseballscorecards.com

| Batter | 1 | 2 | 3 | 4 | 5 | 6 | 7 | 8 | 9 | AB | R | H | RBI | BB | SO | LOB |
|---|---|---|---|---|---|---|---|---|---|---|---|---|---|---|---|---|
| 7 Seth Smith, L (1, 7)<br>OBP: 0.386, SLG: 0.484<br>56 Franklin Morales, L (9, 1)<br>OBP: 0.400, SLG: 0.400 | B<br>F<br>F<br>X<br>1-2<br>5<br>HR<br>1B | | C FF 91<br>B CU 78<br>X FF 92<br>1-1 ①<br>G3-1 | | C SI 82<br>S FF 92<br>F FF 95<br>B FF 94<br>F FF 93<br>B SL 93<br>S CU 80<br>2-3 ①<br>K | | C FF 90<br>B CH 81<br>X CH 80<br>1-1 ①<br>F7 | F FF 91<br>F FF 90<br>B CU 74<br>B CU 73<br>F FF 90<br>D CH 80<br>F FF 88<br>X SI 88<br>3-2 ②<br>G5-3 | | 5<br>0 | 1<br>0 | 1<br>0 | 0<br>0 | 0<br>0 | 1<br>0 | 1<br>0 |
| 5 Carlos González, L (1, 8)<br>OBP: 0.347, SLG: 0.489 | B<br>C<br>1 SAFE<br>B<br>F SL 88<br>B FF 93<br>X FF 95<br>3-2<br>1-H<br>HR | | B SL 85<br>C FF 93<br>B CU 80<br>F FF 86<br>F CU 80<br>S FF 94<br>2-3 ②<br>K | | C CU 81<br>B FF 94<br>B CU 80<br>S FF 85<br>X CU 82<br>2-2 ②<br>G3-1 | | C FF 91<br>B CH 79<br>X CU 72<br>1-1 ②<br>G5-3 | F FF 87<br>D CH 80<br>S FF 91<br>B FF 91<br>X FF 90<br>2-2 ③<br>G4-3 | | 5 | 1 | 1 | 2 | 0 | 1 | 1 |
| 17 Todd Helton, L (1, 3)<br>OBP: 0.404, SLG: 0.509 | C SI 90<br>C SL 88<br>B FF 93<br>F FF 92<br>B SL 86<br>F CU 81<br>X FF 90<br>2-2 ①<br>F7 | | B FF 87<br>C FF 83<br>B FF 88<br>F FF 95<br>X CU 80<br>2-2 ③<br>F7 | | C FF 88<br>B FF 93<br>C CU 80<br>X FF 94<br>1-2 ③<br>F7 | | C CU 73<br>B SI 92<br>B CH 81<br>B CU 71<br>B FF 89<br>4-1<br>BB | | | 3 | 0 | 0 | 0 | 1 | 0 | 0 |
| 2 Troy Tulowitzki, R (1, 6)<br>OBP: 0.361, SLG: 0.540 | B FF 93<br>X SL 84<br>1-0 ②<br>G5-3 | | | B SL 85<br>F FF 93<br>F FF 93<br>F SL 88<br>B CU 81<br>F FF 93<br>B SL 85<br>X FF 93<br>3-2<br>11<br>G3-1<br>11<br>WP<br>12<br>1B<br>1B | | S FF 94<br>S CU 84<br>B CU 81<br>B CU 81<br>B FF 94<br>X SL 83<br>3-2<br>11<br>2B<br>3B | F FF 91<br>C SL 77<br>B CU 72<br>C SL 77<br>1-3 ③<br>K | | 4 | 2 | 2 | 0 | 0 | 1 | 1 |
| 11 Brad Hawpe, L (1, 9)<br>OBP: 0.391, SLG: 0.532 | S FF 92<br>B FF 93<br>T FF 92<br>B FF 94<br>B SL 86<br>S FF 94<br>3-3 ③<br>K | | | F SI 91<br>B FF 90<br>X SI 91<br>1-1 ①<br>G3-1<br>1-3 | | B CU 79<br>X CU 78<br>1-0<br>12<br>2B<br>3-H<br>2B | | B FF 90<br>B CH 80<br>S FF 88<br>S SI 88<br>S FF 92<br>2-3 ①<br>K | | 4 | 1 | 1 | 1 | 0 | 2 | 1 |
| 9 Ian Stewart, L (1, 5)<br>OBP: 0.327, SLG: 0.475 | | C SI 91<br>F FF 95<br>B FF 94<br>X SL 83<br>1-2<br>2B | | D SI 94<br>D CU 80<br>B FF 91<br>I<br>4-0<br>12<br>1B<br>IBB | | B FF 93<br>S SI 85<br>C SI 90<br>T FF 94<br>1-2 ①<br>K | | S FF 91<br>B FF 92<br>B FF 90<br>S CH 80<br>B CH 81<br>B FF 92<br>4-2<br>12<br>1B<br>20<br>2B<br>BB | | 2 | 1 | 1 | 0 | 2 | 1 | 1 |
| 12 Clint Barmes, R (1, 4)<br>OBP: 0.300, SLG: 0.451 | | B FF 93<br>F SL 86<br>F SL 87<br>X FF 93<br>1-2 ①<br>L8 | | 1 SAFE<br>S SL 86<br>X SL 86<br>0-1<br>1-2<br>3-H<br>1B | | S FF 94<br>F FF 93<br>F CU 82<br>F FF 92<br>X CU 80<br>0-2<br>2-H<br>2B | | C SI 90<br>S SL 80<br>X SL 80<br>0-2<br>20<br>2B<br>1-2<br>1B | | 4 | 1 | 3 | 2 | 0 | 0 | 1 |
| 20 Chris Iannetta, R (1, 2)<br>OBP: 0.332, SLG: 0.446 | | C SL 87<br>C SL 87<br>B FF 94<br>X SL 85<br>1-2 ②<br>F8 | | X SL 89<br>0-0 ②<br>F9 | | B FF 94<br>B CU 83<br>F FF 95<br>F FF 95<br>D CU 83<br>S FF 95<br>3-3 ②<br>K | | X SI 90<br>0-0<br>19<br>2B<br>1-H<br>2-H<br>2B | | 4 | 1 | 1 | 2 | 0 | 1 | 4 |
| 38 Ubaldo Jiménez, R (1, 1)<br>OBP: 0.298, SLG: 0.233<br>19 Ryan Spilborghs, R (8, PH)<br>OBP: 0.318, SLG: 0.411<br>(9, 7) | | X FF 94<br>0-0 ③<br>G4-3 | | S SL 86<br>S SL 87<br>X SL 88<br>0-2 ③<br>G2-3 | | B FF 95<br>F FF 95<br>B FF 94<br>F FC 95<br>B FF 96<br>S FF 95<br>3-3 ③<br>K | | S SL 79<br>X SL 80<br>0-1<br>2-H<br>2B | | 3<br>1 | 0<br>0 | 0<br>1 | 0<br>1 | 0<br>0 | 1<br>0 | 4<br>0 |
| Inning Stats | R: 2<br>E: 0<br>K: 1<br>S: 15<br>H: 2<br>LOB: 0<br>BB: 0<br>P: 25 | R: 0<br>E: 0<br>K: 0<br>S: 10<br>H: 1<br>LOB: 1<br>BB: 0<br>P: 13 | R: 0<br>E: 0<br>K: 1<br>S: 9<br>H: 0<br>LOB: 0<br>BB: 0<br>P: 14 | R: 1<br>E: 0<br>K: 0<br>S: 13<br>H: 2<br>LOB: 2<br>BB: 1<br>P: 21 | R: 0<br>E: 0<br>K: 1<br>S: 11<br>H: 0<br>LOB: 0<br>BB: 0<br>P: 16 | R: 2<br>E: 0<br>K: 3<br>S: 18<br>H: 3<br>LOB: 1<br>BB: 0<br>P: 29 | R: 0<br>E: 0<br>K: 1<br>S: 8<br>H: 0<br>LOB: 1<br>BB: 1<br>P: 15 | R: 3<br>E: 0<br>K: 1<br>S: 19<br>H: 3<br>LOB: 1<br>BB: 1<br>P: 30 | | 1B: 4<br>2B: 5<br>3B: 1<br>HR: 1 | SF: 0<br>SAC: 0<br>DP: 0<br>HBP: 0 | | WP: 1<br>PB: 0<br>SB: 0<br>CS: 0 | PA: 38 | | |

| | AB | 35 |
|---|---|---|
| | R | 8 |
| | H | 11 |
| | RBI | 8 |
| | BB | 3 |
| | SO | 8 |
| | LOB | 14 |

| PITCHER | | IP | WLS | BF | H | R | ER | SO | BB | IBB | HBP | BLK | WP | HR | S | P | ERA | WHIP |
|---|---|---|---|---|---|---|---|---|---|---|---|---|---|---|---|---|---|---|
| 25 Kevin Hart, R<br>ERA: 3.69 | (1, 1) | 5.1 | L | 25 | 8 | 5 | 5 | 4 | 0 | 1 | 0 | 0 | 1 | 1 | 70 | 106 | 8.44 | 1.500 |
| 34 Chris Bootcheck, R<br>ERA: 21.6 | (6, 1) | 0.2 | | 2 | 0 | 0 | 0 | 2 | 0 | 0 | 0 | 0 | 0 | 0 | 6 | 12 | 0.00 | 0.000 |
| 27 Jeff Karstens, R<br>ERA: 5.09 | (7, 1) | 2.0 | | 11 | 3 | 3 | 3 | 2 | 2 | 0 | 0 | 0 | 0 | 0 | 27 | 45 | 13.50 | 2.500 |

| PITCHER | IP | WLS | BF | H | R | ER | SO | BB | IBB | HBP | BLK | WP | HR | S | P | ERA | WHIP |
|---|---|---|---|---|---|---|---|---|---|---|---|---|---|---|---|---|---|

| Batter | 1 | 2 | 3 | 4 | 5 | 6 | 7 | 8 | 9 | AB | R | H | RBI | BB | SO | LOB |
|---|---|---|---|---|---|---|---|---|---|---|---|---|---|---|---|---|
| 22 Andrew McCutchen, R (1, 8)<br>OBP: 0.356, SLG: 0.478 | C SI 90<br>C SI 90<br>X SL 84<br>0-2 ①<br>G1-3 | | B SI 92<br>B SI 92<br>D SI 92<br>B SI 92<br>4-0<br>BB | | S SI 91<br>X SL 87<br>0-1 ②<br>SF9<br>3-H | | | F FC 94<br>T FF 93<br>F FC 93<br>B SL 83<br>F SL 83<br>C FF 94<br>1-3 ②<br>K | | 2 | 0 | 0 | 1 | 1 | 1 | 0 |
| 15 Andy LaRoche, R (1, 5)<br>OBP: 0.331, SLG: 0.372 | C SI 91<br>X SI 90<br>0-1 ②<br>G4-3 | | B SI 92<br>B SI 92<br>F SI 91<br>X SL 87<br>2-1 ②③<br>G5-3<br>2-3f | | C SI 92<br>C SI 92<br>F SL 84<br>X SI 91<br>0-2 ③<br>F9 | | | F FF 93<br>B SL 81<br>X SL 82<br>1-1 ③<br>G5-3 | | 4 | 0 | 0 | 0 | 0 | 0 | 3 |
| 24 Delwyn Young, S (1, 4)<br>OBP: 0.354, SLG: 0.412 | C SI 90<br>B SI 91<br>B SI 90<br>B SI 89<br>X SI 90<br>3-1 ③<br>F7 | | | B SI 89<br>B SI 88<br>B SI 88<br>B SI 89<br>4-0<br>BB | | F SI 90<br>X SI 91<br>0-1 ①<br>G4-3 | | | C FC 88<br>B SL 71<br>X CU 73<br>1-1 ①<br>F9 | 3 | 0 | 0 | 0 | 1 | 0 | 0 |
| 46 Garrett Jones, L (1, 9)<br>OBP: 0.350, SLG: 0.623 | | C SI 88<br>B SL 86<br>B SL 85<br>F SL 85<br>C SI 91<br>2-3 ①<br>K | | C SI 90<br>F SI 91<br>S SL 85<br>0-3 ①<br>K | | C SI 91<br>B SI 88<br>F SL 86<br>S SL 84<br>1-3 ②<br>K | | | C FC 89<br>S FF 89<br>F FF 90<br>F FC 88<br>F FF 92<br>S SL 79<br>0-3 ②<br>K | 4 | 0 | 0 | 0 | 0 | 4 | 1 |
| 51 Steve Pearce, R (1, 3)<br>OBP: 0.325, SLG: 0.406 | | C SL 84<br>X SI 91<br>0-1<br>1B | | C SI 92<br>D SL 87<br>F SL 86<br>B SL 84<br>X SL 83<br>2-2 ②<br>P5 | | F SL 85<br>B CH 82<br>F CH 84<br>B CH 85<br>F SL 84<br>X SI 92<br>2-2 ③<br>F9 | | | B FF 91<br>S FF 91<br>F FF 92<br>X FF 91<br>1-2 ③<br>L9 | 4 | 0 | 1 | 0 | 0 | 0 | 1 |
| 44 Brandon Moss, L (1, 7)<br>OBP: 0.307, SLG: 0.367 | | C SI 91<br>B SI 90<br>S SL 85<br>B SL 83<br>B SL 83<br>F SL 84<br>S SL 85<br>3-3 ②<br>K | | S SI 90<br>B SI 91<br>B SI 90<br>F SI 91<br>F SL 84<br>C SI 92<br>2-3 ③<br>K | | | X SI 88<br>0-0 ①<br>F7 | | | 3 | 0 | 0 | 0 | 0 | 2 | 2 |
| 5 Ronny Cedeno, R (1, 6)<br>OBP: 0.242, SLG: 0.321 | | B SI 91<br>F SI 90<br>B SI 92<br>B SL 85<br>X SL 84<br>3-1 ③<br>F7 | | | B SI 91<br>C SI 91<br>B SL 86<br>F SI 90<br>X SI 91<br>2-2<br>35<br>G5-3<br>22<br>SF9<br>1B | | C SI 89<br>B CH 82<br>B CH 82<br>B SL 84<br>B SI 88<br>4-1<br>35<br>G4-6-3<br>BB | | | 2 | 1 | 1 | 0 | 1 | 0 | 1 |
| 35 Jason Jaramillo, S (1, 2)<br>OBP: 0.318, SLG: 0.380 | | | C SI 89<br>B SI 90<br>X SL 85<br>1-1<br>15<br>G5-3<br>2B | | B SI 90<br>B SI 90<br>C SI 90<br>X SI 90<br>2-1 ①<br>G5-3<br>1-3 | | F SI 89<br>B SI 90<br>X SI 90<br>1-1 ②③<br>G4-6-3<br>1-2f | | | 3 | 0 | 1 | 0 | 0 | 0 | 2 |
| 28 Paul Maholm, L (1, 1)<br>OBP: 0.125, SLG: 0.133<br>52 Joel Hanrahan, R (7, 1)<br>5 Ramón Vázquez, L (8, PH)<br>OBP: 0.360, SLG: 0.299<br>55 Matt Capps, R (8, 1)<br>58 Steven Jackson, R (8, 1) | | | C SI 90<br>2 SAFE<br>M SI 90<br>S SI 92<br>0-3 ①<br>K | | C SI 91<br>C SI 90<br>B SI 90<br>F SI 91<br>F SL 86<br>F SI 91<br>F SL 85<br>B SI 91<br>X SI 90<br>2-2<br>FC5 | | | C FF 92<br>B FC 93<br>F FF 93<br>B SL 83<br>F SL 82<br>C FF 93<br>2-3 ①<br>K | | 2<br>0<br>1<br>0<br>0 | 0<br>0<br>0<br>0<br>0 | 0<br>0<br>0<br>0<br>0 | 0<br>0<br>0<br>0<br>0 | 1<br>0<br>1<br>0<br>0 | 0<br>0<br>0<br>0<br>0 | 2<br>0<br>0<br>0<br>0 |
| Inning Stats | R: 0<br>E: 0<br>K: 0<br>S: 7<br>H: 0<br>LOB: 0<br>BB: 0<br>P: 10 | R: 0<br>E: 0<br>K: 2<br>S: 11<br>H: 1<br>LOB: 1<br>BB: 0<br>P: 19 | R: 0<br>E: 0<br>K: 1<br>S: 7<br>H: 1<br>LOB: 1<br>BB: 1<br>P: 14 | R: 0<br>E: 0<br>K: 2<br>S: 10<br>H: 0<br>LOB: 1<br>BB: 1<br>P: 18 | R: 1<br>E: 0<br>K: 0<br>S: 18<br>H: 1<br>LOB: 1<br>BB: 0<br>P: 24 | R: 0<br>E: 0<br>K: 1<br>S: 9<br>H: 0<br>LOB: 0<br>BB: 0<br>P: 12 | R: 0<br>E: 0<br>K: 0<br>S: 4<br>H: 0<br>LOB: 0<br>BB: 1<br>P: 9 | R: 0<br>E: 0<br>K: 2<br>S: 11<br>H: 0<br>LOB: 0<br>BB: 0<br>P: 15 | R: 0<br>E: 0<br>K: 1<br>S: 11<br>H: 0<br>LOB: 0<br>BB: 0<br>P: 13 | 1B: 2<br>2B: 1<br>3B: 0<br>HR: 0<br>SF: 1<br>SAC: 0<br>DP: 2<br>HBP: 0 | | | | | | |

# TOP

## Pittsburgh Pirates @ Colorado Rockies

Coors Field, Denver, CO

Thu Aug 13 2009, 1:10 PM MDT

Att. 27,619 - Cloudy - 86 F

livebaseballscorecards.com

| | |
|---|---|
| AB | 28 |
| R | 1 |
| H | 3 |
| RBI | 1 |
| BB | 3 |
| SO | 9 |
| LOB | 12 |

| PITCHER | | IP | WLS | BF | H | R | ER | SO | BB | IBB | HBP | BLK | WP | HR | S | P | ERA | WHIP |
|---|---|---|---|---|---|---|---|---|---|---|---|---|---|---|---|---|---|---|
| 21 Jason Marquis, R<br>ERA: 3.55 | (1, 1) | 7.0 | W | 26 | 3 | 1 | 1 | 6 | 3 | 0 | 0 | 0 | 0 | 0 | 66 | 106 | 1.29 | 0.857 |
| 63 Rafael Betancourt, R<br>ERA: 2.84 | (8, 1) | 1.0 | | 3 | 0 | 0 | 0 | 2 | 0 | 0 | 0 | 0 | 0 | 0 | 11 | 15 | 0.00 | 0.000 |
| 49 Adam Eaton, R<br>ERA: 8.36 | (9, 1) | 1.0 | | 3 | 0 | 0 | 0 | 1 | 0 | 0 | 0 | 0 | 0 | 0 | 11 | 13 | 0.00 | 0.000 |

| PITCHER | IP | WLS | BF | H | R | ER | SO | BB | IBB | HBP | BLK | WP | HR | S | P | ERA | WHIP |
|---|---|---|---|---|---|---|---|---|---|---|---|---|---|---|---|---|---|

| Batter | 1 | 2 | 3 | 4 | 5 | 6 | 7 | 8 | 9 | AB | R | H | RBI | BB | SO | LOB |
|---|---|---|---|---|---|---|---|---|---|---|---|---|---|---|---|---|
| 24 Dexter Fowler, S (1, 8)<br>OBP: 0.368, SLG: 0.417 | X SI 88<br>0-0<br>12<br>1B<br>17<br>G4-6-3<br>2B | | C FF 89<br>X SL 82<br>0-1<br>12<br>1B<br>2B | | C CU 72<br>F FF 90<br>B SI 91<br>B SL 84<br>X SI 91<br>2-2 ②<br>G5-3 | | X FF 90<br>0-0<br>12<br>E<br>12<br>HR<br>2-3<br>1B | B FF 94<br>X FF 94<br>1-0<br>2B | | 5 | 3 | 4 | 0 | 0 | 0 | 0 |
| 12 Clint Barmes, R (1, 4)<br>OBP: 0.303, SLG: 0.461 | B SI 89<br>B SI 90<br>C CH 84<br>X CH 85<br>2-1<br>17<br>G4-6-3<br>2-3<br>1B | | B CU 74<br>B CU 76<br>B FF 89<br>C SI 90<br>F SI 90<br>X CU 76<br>3-2<br>17<br>CS<br>2-H<br>1B | | C SI 91<br>X FF 91<br>0-1 ③<br>F8 | | B SI 92<br>L CH 85<br>1 SAFE<br>C SI 90<br>B SI 91<br>1 SAFE<br>F SI 90<br>B SL 85<br>F SI 89<br>3-2<br>X FF 91<br>1-H<br>3-H<br>HR | C FF 91<br>F FF 92<br>X SL 85<br>0-2 ③<br>F7 | | 5 | 1 | 3 | 3 | 0 | 0 | 1 |
| 17 Todd Helton, L (1, 3)<br>OBP: 0.400, SLG: 0.504 | 1 SAFE<br>B SL 81<br>B FF 90<br>X SI 90<br>2-0 ①②<br>G4-6-3<br>1-2f<br>3-H | | B SI 89<br>1 SAFE<br>B SL 82<br>B SI 91<br>C FF 89<br>X SI 90<br>3-1 ①②<br>F8<br>1-2 | | | C<br>B SL 82<br>C SL 81<br>F<br>B<br>F<br>B CU 77<br>X SI 92<br>3-2 ①<br>L7 | F FF 95<br>B SL 85<br>B FF 95<br>C FF 95<br>F FF 96<br>X FF 95<br>2-2 ②<br>F7 | | | 4 | 0 | 0 | 0 | 0 | 0 | 2 |
| 2 Troy Tulowitzki, R (1, 6)<br>OBP: 0.360, SLG: 0.545 | B CU 74<br>C SI 90<br>S CU 75<br>F FF 90<br>F SL 82<br>X FF 90<br>1-2<br>HR | | B SI 91<br>B CH 84<br>C FF 90<br>X CU 74<br>2-1 ③<br>F7 | | | X CU 76<br>0-0<br>E5<br>27<br>1B | B SL 82<br>C FF 95<br>C SL 83<br>C SL 86<br>1-3 ③<br>K | | | 4 | 2 | 1 | 1 | 0 | 1 | 0 |
| 27 Garrett Atkins, R (1, 5)<br>OBP: 0.308, SLG: 0.337<br>63 Rafael Betancourt, R (8, 1)<br>7 Seth Smith, L (8, PH)<br>OBP: 0.385, SLG: 0.482<br>49 Adam Eaton, R (9, 1) | C SI 90<br>C SI 90<br>F CU 75<br>B CU 75<br>B FF 90<br>B SI 89<br>F FF 90<br>S CH 85<br>3-3 ③<br>K | | | F SI 86<br>C CU 74<br>B FF 88<br>B SI 90<br>B CH 84<br>F SI 90<br>X FF 90<br>3-2<br>1B | | C CU 76<br>X FF 90<br>0-1<br>2-H<br>1B | C FF 94<br>B SL 84<br>X SL 83<br>1-1 ①<br>F8 | | 3<br>0<br>1<br>0 | 0<br>0<br>0<br>0 | 2<br>0<br>0<br>0 | 1<br>0<br>0<br>0 | 0<br>0<br>0<br>0 | 1<br>0<br>0<br>0 | 0<br>0<br>0<br>0 |
| 19 Ryan Spilborghs, R (1, 9)<br>OBP: 0.318, SLG: 0.412 | | B FF 86<br>C SI 88<br>X CH 84<br>1-1 ①<br>G5-3 | | F FF 90<br>B SI 89<br>C SI 91<br>F CU 76<br>F SI 90<br>B SI 90<br>S CH 83<br>2-3 ①<br>K | | B FF 90<br>C CH 84<br>C CU 76<br>X SI 91<br>1-2 ②<br>L3 | | C FF 95<br>C FF 96<br>B FF 95<br>B SL 89<br>X SL 84<br>2-2<br>5<br>2B<br>2B | | 4 | 1 | 1 | 0 | 0 | 1 | 2 |
| 8 Yorvit Torrealba, R (1, 2)<br>OBP: 0.327, SLG: 0.364 | | C SI 90<br>X CH 82<br>0-1<br>5<br>FC5-4<br>1B | | B FF 91<br>C SI 89<br>F CU 76<br>S SL 84<br>1-3 ②<br>K | | F SI 91<br>B CU 76<br>C CU 76<br>S SL 82<br>2-3 ③<br>K | | F FF 95<br>F FF 94<br>B FF 95<br>F FF 96<br>X SI 95<br>1-2<br>5<br>2B<br>1B | | 4 | 1 | 2 | 0 | 0 | 2 | 2 |
| 5 Carlos González, L (1, 7)<br>OBP: 0.344, SLG: 0.489 | | S CU 75<br>X SI 90<br>0-1 ②<br>FC5-4<br>1-2f | | C SL 82<br>B SL 82<br>F FF 91<br>F SL 81<br>S SL 82<br>1-3 ③<br>K | | | F SI 90<br>X CU 76<br>0-1 ①<br>F8 | X CH 88<br>0-0<br>9<br>SF8<br>1-H<br>2-H<br>2B | | 4 | 1 | 1 | 2 | 0 | 1 | 2 |
| 21 Jason Marquis, L (1, 1)<br>OBP: 0.224, SLG: 0.234<br>9 Ian Stewart, L (7, PH)<br>OBP: 0.328, SLG: 0.480<br>(8, 5) | | 1 SAFE<br>C SI 90<br>X SI 90<br>0-1 ③<br>G3 | | | B FF 90<br>C FF 90<br>B SI 89<br>X SI 90<br>2-1 ①<br>G4-3 | | S SL 82<br>B SL 83<br>B FF 90<br>C FF 91<br>X SL 82<br>2-2<br>24<br>1B<br>12<br>E<br>2B | X FF 95<br>0-0 ②<br>SF8<br>3-H | | 2<br>1 | 0<br>1 | 0<br>1 | 0<br>1 | 0<br>0 | 0<br>0 | 1<br>0 |
| Inning Stats | R: 2<br>E: 0<br>K: 1<br>S: 14<br>H: 3<br>LOB: 0<br>BB: 0<br>P: 22 | R: 0<br>E: 0<br>K: 0<br>S: 8<br>H: 1<br>LOB: 1<br>BB: 0<br>P: 9 | R: 1<br>E: 0<br>K: 0<br>S: 9<br>H: 2<br>LOB: 0<br>BB: 0<br>P: 17 | R: 0<br>E: 0<br>K: 3<br>S: 16<br>H: 1<br>LOB: 1<br>BB: 0<br>P: 23 | R: 0<br>E: 0<br>K: 0<br>S: 7<br>H: 0<br>LOB: 0<br>BB: 0<br>P: 11 | R: 1<br>E: 1<br>K: 1<br>S: 14<br>H: 1<br>LOB: 1<br>BB: 0<br>P: 20 | R: 3<br>E: 1<br>K: 1<br>S: 18<br>H: 3<br>LOB: 0<br>BB: 0<br>P: 26 | R: 3<br>E: 0<br>K: 0<br>S: 15<br>H: 4<br>LOB: 1<br>BB: 0<br>P: 20 | | 1B: 7<br>2B: 6<br>3B: 0<br>HR: 2 | SF: 1<br>SAC: 0<br>DP: 1<br>HBP: 0 | | | WP: 0<br>PB: 0<br>SB: 0<br>CS: 1 | PA: 38 | |

| PITCHER | | IP | WLS | BF | H | R | ER | SO | BB | IBB | HBP | BLK | WP | HR | S | P | ERA | WHIP |
|---|---|---|---|---|---|---|---|---|---|---|---|---|---|---|---|---|---|---|
| 28 Paul Maholm, L<br>ERA: 4.93 | (1, 1) | 6.1 | L | 29 | 11 | 7 | 6 | 5 | 0 | 0 | 0 | 0 | 0 | 2 | 79 | 118 | 8.53 | 1.737 |
| 52 Joel Hanrahan, R<br>ERA: 6.23 | (7, 1) | 0.2 | | 2 | 0 | 0 | 0 | 1 | 0 | 0 | 0 | 0 | 0 | 0 | 7 | 10 | 0.00 | 0.000 |
| 55 Matt Capps, R<br>ERA: 6.57 | (8, 1) | 0.2 | | 6 | 4 | 3 | 3 | 0 | 0 | 0 | 0 | 0 | 0 | 0 | 12 | 17 | 40.50 | 6.000 |
| 58 Steven Jackson, R<br>ERA: 4.3 | (8, 1) | 0.1 | | 1 | 0 | 0 | 0 | 0 | 0 | 0 | 0 | 0 | 0 | 0 | 3 | 3 | 0.00 | 0.000 |

| PITCHER | IP | WLS | BF | H | R | ER | SO | BB | IBB | HBP | BLK | WP | HR | S | P | ERA | WHIP |
|---|---|---|---|---|---|---|---|---|---|---|---|---|---|---|---|---|---|

# BOTTOM

## Pittsburgh Pirates @ Colorado Rockies

Coors Field, Denver, CO

Thu Aug 13 2009, 1:10 PM MDT

Att. 27,619 - Cloudy - 86 F

livebaseballscorecards.com

| | |
|---|---|
| AB | 37 |
| R | 10 |
| H | 15 |
| RBI | 8 |
| BB | 0 |
| SO | 6 |
| LOB | 10 |

| Batter | 1 | 2 | 3 | 4 | 5 | 6 | 7 | 8 | 9 | AB | R | H | RBI | BB | SO | LOB |
|---|---|---|---|---|---|---|---|---|---|---|---|---|---|---|---|---|
| 22 Andrew McCutchen, R (1, 8)<br>OBP: 0.357, SLG: 0.478 | F FF 90<br>S SI 90<br>B SI 89<br>B SL 83<br>F FF 91<br>X SI 90<br>2-2<br>5 G4-6-3 1B | | X FF 89<br>0-0 ②<br>F8 | | B SI 89<br>F SI 88<br>C SI 90<br>X SL 84<br>1-2 ①<br>G6-3 | | C FF 94<br>B FF 94<br>B SI 90<br>F FF 93<br>C FF 95<br>2-3 ③<br>K | | | 2 | 0 | 1 | 0 | 0 | 0 | 0 |
| 18 Jeff Salazar, L (5, PH) (5, 8)<br>OBP: 0.154, SLG: 0.043 | | | | | | | | | | 2 | 0 | 0 | 0 | 0 | 1 | 0 |
| 5 Ronny Cedeno, R (1, 6)<br>OBP: 0.239, SLG: 0.316 | 1 SAFE<br>L FF 91<br>X SI 89<br>0-1 ① ②<br>G4-6-3<br>1-2f | | B FF 89<br>X SL 83<br>1-0 ③<br>P2 | | B FF 90<br>B SL 82<br>X FF 90<br>2-0 ②<br>F7 | | | B FF 90<br>C FF 88<br>X CH 81<br>1-1 ①<br>P3 | | 3 | 0 | 0 | 0 | 0 | 0 | 1 |
| 36 Luis Alfonso Cruz, R (6, 6)<br>OBP: 0.273, SLG: 0.300 | | | | | | | | | | 1 | 0 | 0 | 0 | 0 | 0 | 0 |
| 46 Garrett Jones, L (1, 3)<br>OBP: 0.354, SLG: 0.620 | B SI 89<br>S SL 83<br>X CH 84<br>1-1 ③<br>G4-3 | | | C SI 86<br>X CH 80<br>0-1<br>24 G4-3<br>44 1B 1B | C SL 83<br>B SI 90<br>F FF 90<br>B FF 90<br>F SL 83<br>F FF 88<br>X CH 84<br>2-2<br>1B | | | C FF 90<br>F SL 84<br>B SL 84<br>S SL 83<br>1-3 ②<br>K | | 4 | 1 | 2 | 0 | 0 | 1 | 0 |
| 24 Delwyn Young, S (1, 4)<br>OBP: 0.357, SLG: 0.411 | | B SI 88<br>C SI 88<br>X CH 82<br>1-1<br>44 FC4-6 1B | | C SL 82<br>X FF 88<br>0-1 ①<br>G4-3<br>1-2 | B SI 89<br>C SI 89<br>S SL 84<br>S FF 90<br>1-3 ③<br>K | | | F FF 91<br>B FF 91<br>B CH 81<br>C FF 89<br>F FF 90<br>F FF 91<br>B FF 90<br>F SL 82<br>B FF 89<br>4-2<br>BB | | 3 | 0 | 1 | 0 | 1 | 1 | 2 |
| 85 Lastings Milledge, R (1, 7)<br>OBP: 0.259, SLG: 0.260 | | C SL 82<br>X SI 89<br>0-1 ①<br>P4 | | C SL 82<br>F SI 90<br>X SL 83<br>0-2 ②<br>F8 | | C SL 82<br>X SL 85<br>0-1 ①<br>G6-3 | | B FF 89<br>S CH 80<br>S CH 81<br>F CH 83<br>X FF 91<br>1-2 ③<br>L8 | | 4 | 0 | 0 | 0 | 0 | 0 | 3 |
| 44 Brandon Moss, L (1, 9)<br>OBP: 0.309, SLG: 0.367 | | C SI 89<br>F SL 84<br>B FF 88<br>B SL 84<br>F SL 84<br>X CH 83<br>2-2 ②<br>FC4-6<br>15 1B<br>1-2f | | F SI 90<br>X FF 88<br>0-1<br>15 BB<br>35 2B 1B<br>2-H | | B SI 89<br>F SL 85<br>B SL 86<br>B FF 88<br>C SI 89<br>F SI 89<br>B FF 90<br>4-2<br>15 G6-4-3 BB | | | F FF 92<br>B CU 81<br>S FF 92<br>S FF 92<br>1-3 ①<br>K | 3 | 1 | 1 | 1 | 1 | 1 | 1 |
| 15 Andy LaRoche, R (1, 5)<br>OBP: 0.333, SLG: 0.372 | | B SL 82<br>X FF 91<br>1-0<br>1-2 1B | | B SI 88<br>B SI 89<br>B SL 82<br>B FF 89<br>4-0<br>35 2B<br>1-2 BB | | C SL 82<br>B SI 88<br>X SL 84<br>1-1 ② ③<br>G6-4-3<br>1-2f | | | X FF 93<br>0-0 ②<br>G6-3 | 3 | 0 | 1 | 0 | 1 | 0 | 1 |
| 35 Jason Jaramillo, S (1, 2)<br>OBP: 0.317, SLG: 0.383 | | B SI 90<br>X CH 83<br>1-0 ③<br>G4-3 | | C SI 90<br>X SL 83<br>0-1<br>1-3<br>2-H 2B | | | C FF 92<br>C FF 93<br>F FF 95<br>F FF 95<br>B CU 81<br>B CU 76<br>S FF 93<br>2-3 ①<br>K | | F FF 92<br>B FF 93<br>B FF 92<br>B FS 84<br>F FF 93<br>X FF 92<br>3-2 ③<br>F9 | 4 | 0 | 1 | 1 | 0 | 1 | 2 |
| 37 Charlie Morton, R (1, 1)<br>OBP: 0.133, SLG: 0.133 | | | B FF 89<br>B SI 89<br>C FF 90<br>C FF 90<br>F SI 90<br>C FF 90<br>2-3 ①<br>K | B FF 91<br>C FF 90<br>C FF 91<br>F SI 90<br>D SL 84<br>S SL 83<br>2-3 ③<br>K | | | C FF 94<br>C FF 94<br>X CU 79<br>0-2 ②<br>P3 | | | 0 | 0 | 0 | 0 | 0 | 0 | 0 |
| 34 Chris Bootcheck, R (2, 1) | | | | | | | | | | 2 | 0 | 0 | 0 | 0 | 2 | 2 |
| 58 Steven Jackson, R (4, 1) | | | | | | | | | | 1 | 0 | 0 | 0 | 0 | 0 | 0 |

| Inning Stats | 1 | 2 | 3 | 4 | 5 | 6 | 7 | 8 | 9 |
|---|---|---|---|---|---|---|---|---|---|
| | R: 0<br>E: 0<br>K: 0<br>S: 8 | H: 1<br>LOB: 0<br>BB: 0<br>P: 11 | R: 0<br>E: 0<br>K: 0<br>S: 10 | H: 2<br>LOB: 2<br>BB: 0<br>P: 15 | R: 0<br>E: 0<br>K: 1<br>S: 6 | H: 0<br>LOB: 0<br>BB: 0<br>P: 9 | R: 2<br>E: 0<br>K: 1<br>S: 15 | H: 3<br>LOB: 2<br>BB: 1<br>P: 21 | R: 0<br>E: 0<br>K: 1<br>S: 12 | H: 1<br>LOB: 1<br>BB: 0<br>P: 18 | R: 0<br>E: 0<br>K: 0<br>S: 7 | H: 0<br>LOB: 0<br>BB: 1<br>P: 12 | R: 0<br>E: 0<br>K: 2<br>S: 11 | H: 0<br>LOB: 0<br>BB: 0<br>P: 15 | R: 0<br>E: 0<br>K: 1<br>S: 14 | H: 0<br>LOB: 1<br>BB: 1<br>P: 21 | R: 0<br>E: 0<br>K: 1<br>S: 7 | H: 0<br>LOB: 0<br>BB: 0<br>P: 11 |

| PITCHER | | IP | WLS | BF | H | R | ER | SO | BB | IBB | HBP | BLK | WP | HR | S | P | ERA | WHIP |
|---|---|---|---|---|---|---|---|---|---|---|---|---|---|---|---|---|---|---|
| 36 Randy Wells, R<br>ERA: 3.01 | (1, 1) | 6.0 | W | 25 | 7 | 2 | 2 | 3 | 2 | 0 | 0 | 0 | 0 | 0 | 58 | 86 | 3.00 | 1.500 |
| 33 Esmailin Caridad, R<br>ERA: 2.84 | (7, 1) | 1.0 | | 3 | 0 | 0 | 0 | 2 | 0 | 0 | 0 | 0 | 0 | 0 | 11 | 15 | 0.00 | 0.000 |
| 43 John Grabow, L<br>ERA: 3.06 | (8, 1) | 1.0 | | 4 | 0 | 0 | 0 | 1 | 1 | 0 | 0 | 0 | 0 | 0 | 14 | 21 | 0.00 | 1.000 |
| 63 Kevin Gregg, R<br>ERA: 3.95 | (9, 1) | 1.0 | | 3 | 0 | 0 | 0 | 1 | 0 | 0 | 0 | 0 | 0 | 0 | 7 | 11 | 0.00 | 0.000 |

| PITCHER | IP | WLS | BF | H | R | ER | SO | BB | IBB | HBP | BLK | WP | HR | S | P | ERA | WHIP |
|---|---|---|---|---|---|---|---|---|---|---|---|---|---|---|---|---|---|

# TOP

## Pittsburgh Pirates @ Chicago Cubs

Wrigley Field, Chicago, IL

Fri Aug 14 2009, 1:20 PM CDT

Att. 41,619 - Sunny - 84 F

livebaseballscorecards.com

| | |
|---|---|
| AB | 32 |
| R | 2 |
| H | 7 |
| RBI | 2 |
| BB | 3 |
| SO | 7 |
| LOB | 12 |

| | | | | | | | | | |
|---|---|---|---|---|---|---|---|---|---|
| 1B: 6 | SF: 0 | WP: 0 | PA: 35 |
| 2B: 1 | SAC: 0 | PB: 0 | |
| 3B: 0 | DP: 2 | SB: 0 | |
| HR: 0 | HBP: 0 | CS: 0 | |

| Batter | 1 | 2 | 3 | 4 | 5 | 6 | 7 | 8 | 9 | AB | R | H | RBI | BB | SO | LOB |
|---|---|---|---|---|---|---|---|---|---|---|---|---|---|---|---|---|
| 2 Ryan Theriot, R (1, 6)<br>OBP: 0.353, SLG: 0.414 | F FF 91<br>F FF 92<br>X FF 93<br>0-2 G4-3 ① | 1-2 25 BB, 27 1B, 5 2B, 1B, 3-H<br>B FF 92 B CU 82 X FF 91 2-0 P3 ② | | X CU 82<br>0-0 27 BB, 25 2B, 1B, 1-2 | | X FF 90<br>0-0 F9 ① | | B SI 90<br>X SI 88<br>1-0 27 BB, 1B, 2-3 | | 6 | 2 | 3 | 1 | 0 | 0 | 3 |
| 27 Sam Fuld, L (1, 8)<br>OBP: 0.435, SLG: 0.462 | C CH 78<br>C FF 90<br>B CH 79<br>F CH 79<br>F FF 91<br>B CU 78<br>B FF 92<br>X FF 92<br>3-2 25 1B, 3B | X FF 91 0-0 25 BB, 5 2B, 1B, 1-2, 2-3<br>B FF 91 S FF 91 F FF 92 C CU 82 H FF 93 2-2 25 2B, HBP, 1-2, 2-3 | | B FF 87<br>B CH 83<br>B FF 89<br>B FF 89<br>4-0 25 2B, BB, 1-2, 2-3 | | X SI 90<br>0-0 G3 ②<br>2-3 | | B SI 90<br>B SI 90<br>B SI 90<br>C SI 90<br>B SI 91<br>4-1 BB, 1-2 | | 3 | 3 | 2 | 0 | 2 | 0 | 1 |
| 25 Derrek Lee, R (1, 3)<br>OBP: 0.373, SLG: 0.538<br>17 Mike Fontenot, L (5, 4)<br>OBP: 0.297, SLG: 0.385 | B CU 78<br>B FF 92<br>F CH 79<br>X FF 92<br>2-1 5 BB, 1 HR, 1B, 3-H | S SI 86 S CU 77 S FF 88 S FF 93 4-1 5 2B, 12 1B, BB, 1-2, 2-3, 3-H<br>S CU 82 B FF 92 B CU 82 B FF 92 X FF 92 3-1 2B, 1-3, 2-H, 3-H | | F CU 81<br>F FF 90<br>X FF 91<br>0-2 2B, 1-H, 2-H, 3-H | | B SI 90<br>B FF 89<br>X SI 90<br>2-0 F8 ③ | | X SI 88<br>0-0 F8 ③ | | 3<br>2 | 2<br>0 | 3<br>0 | 7<br>0 | 1<br>0 | 0<br>0 | 0<br>4 |
| 5 Jake Fox, R (1, 5)<br>OBP: 0.348, SLG: 0.547<br>(6, 7) | B CH 80<br>B FF 92<br>F CH 81<br>1 SAFE<br>B CU 75<br>B FF 93<br>4-1 1 HR, BB, 1-2 | X FF 91 0-0 12 1B, 28 1B, 2B, 1-3, 2-H, 3-H<br>B CU 81 C CU 80 S FF 92 C CU 81 1-3 K ③ | | B FF 90<br>X SI 90<br>1-0 F8 ② | | | F FF 89<br>X CH 83<br>0-1 1 G6-3, 1B | | | 4 | 2 | 2 | 2 | 1 | 1 | 3 |
| 1 Kosuke Fukudome, L (1, 9)<br>OBP: 0.391, SLG: 0.465 | B FF 92<br>B CH 78<br>C FF 91<br>B CH 78<br>X FF 92<br>3-1 1-H, 2-H, HR | B FF 92<br>B FF 92<br>B FF 92<br>C FF 92<br>C FF 92<br>B FF 93<br>4-2 12 1B, 28 1B, BB<br>B FF 88<br>C FF 88<br>B CH 81<br>X FF 89<br>2-1 G3 ① | | F SI 90<br>S CH 83<br>X CH 84<br>0-2 G3-1 ③ | | | C FF 90<br>B FF 90<br>B CH 83<br>X FF 89<br>2-1 G6-3 ①②<br>1-2f | | | 4 | 2 | 1 | 3 | 1 | 0 | 2 |
| 12 Alfonso Soriano, R (1, 7)<br>OBP: 0.306, SLG: 0.431<br>7 Aaron Miles, S (5, PH)<br>OBP: 0.228, SLG: 0.254<br>(6, 5) | C FF 92<br>S CU 79<br>S CU 79<br>0-3 K ②<br>S SL 87<br>F CU 81<br>X SL 89 | 0-2 28 1B, 36 1B, 1B, 1-2, 2-3, 3-H<br>F FF 89<br>C CU 84<br>S FF 90<br>0-3 K ② | | | C SI 88<br>B CH 83<br>F SI 89<br>F CH 84<br>X CH 83<br>1-2 P5 ① | | F FF 91<br>F FF 90<br>X FF 90<br>0-2 G4-3 ③ | | | 3<br>2 | 1<br>0 | 1<br>0 | 1<br>0 | 0<br>0 | 2<br>0 | 0<br>0 |
| 28 Jeff Baker, R (1, 4)<br>OBP: 0.326, SLG: 0.424<br>(5, 3) | B FF 92<br>B CH 80<br>F FF 91<br>X FF 92<br>2-1 L4 ③ | B SI 94<br>S FF 93<br>B CU 83<br>X SI 93<br>2-1 27 HBP, 36 1B, 25 2B, 1B, 1-2, 2-H, 3-H<br>X SL 85<br>0-0 F7 ③ | | | X SI 89<br>0-0 F9 ② | | | C SI 89<br>B CH 82<br>X SI 89<br>1-1 G6-3 ① | | 5 | 1 | 1 | 2 | 0 | 0 | 0 |
| 55 Koyie Hill, S (1, 2)<br>OBP: 0.303, SLG: 0.326 | | X FF 90 0-0 2 1B, 3B<br>C FF 92 B CU 80 S FF 91 C FF 94 1-3 K ③ | | B FF 88<br>X FF 88<br>1-0 27 BB, 2 1B, 25 2B, 1B | X SI 89<br>0-0 G6-3 ③ | | | B SI 90<br>B SI 90<br>S SI 90<br>F SI 90<br>B CH 82<br>C SI 89<br>3-3 K ② | | 5 | 2 | 2 | 0 | 0 | 2 | 2 |
| 36 Randy Wells, R (1, 1)<br>OBP: 0.243, SLG: 0.257<br>33 Esmailin Caridad, R (7, 1)<br>43 John Grabow, L (8, 1)<br>18 Geovany Soto, R (8, PH)<br>OBP: 0.327, SLG: 0.388<br>63 Kevin Gregg, R (9, 1) | | B CU 78 B FF 91 B FF 91 D FF 90 4-0 27 1B, 2 1B, 25 BB, BB<br>F FF 91 X CU 81 0-1 27 HBP, 25 2B, 1B, 1-2, 2-H | | B FF 88<br>C FF 87<br>X CU 82<br>1-1 P6 ① | | X FF 87<br>0-0 27 G3, 2B | | X CH 86<br>0-0 2 1B, 2B | | 3<br>0<br>0<br>1<br>0 | 2<br>0<br>0<br>0<br>0 | 2<br>0<br>0<br>1<br>0 | 1<br>0<br>0<br>0<br>0 | 1<br>0<br>0<br>0<br>0 | 0<br>0<br>0<br>0<br>0 | 1<br>0<br>0<br>0<br>0 |
| Inning Stats | R: 4<br>E: 0<br>K: 1<br>S: 18<br>H: 3<br>LOB: 0<br>BB: 1<br>P: 32 | R: 10<br>E: 0<br>K: 2<br>S: 29<br>H: 8<br>LOB: 2<br>BB: 3<br>P: 53 | R: 0<br>E: 0<br>K: 1<br>S: 6<br>H: 0<br>LOB: 0<br>BB: 0<br>P: 8 | R: 3<br>E: 0<br>K: 0<br>S: 11<br>H: 3<br>LOB: 1<br>BB: 1<br>P: 18 | R: 0<br>E: 0<br>K: 0<br>S: 6<br>H: 0<br>LOB: 0<br>BB: 0<br>P: 7 | R: 0<br>E: 0<br>K: 0<br>S: 4<br>H: 1<br>LOB: 1<br>BB: 0<br>P: 6 | R: 0<br>E: 0<br>K: 0<br>S: 7<br>H: 1<br>LOB: 0<br>BB: 0<br>P: 9 | R: 0<br>E: 0<br>K: 1<br>S: 9<br>H: 2<br>LOB: 3<br>BB: 1<br>P: 18 | | 1B: 10<br>2B: 5<br>3B: 2<br>HR: 1<br>SF: 0<br>SAC: 0<br>DP: 1<br>HBP: 1 | | | | | |

| PITCHER | | IP | WLS | BF | H | R | ER | SO | BB | IBB | HBP | BLK | WP | HR | S | P | ERA | WHIP |
|---|---|---|---|---|---|---|---|---|---|---|---|---|---|---|---|---|---|---|
| 37 Charlie Morton, R<br>ERA: 5.51 | (1, 1) | 1.0 | L | 13 | 7 | 10 | 10 | 1 | 3 | 0 | 0 | 0 | 0 | 1 | 26 | 49 | 90.00 | 10.000 |
| 34 Chris Bootcheck, R<br>ERA: 24.75 | (2, 1) | 2.1 | | 17 | 7 | 7 | 7 | 3 | 2 | 0 | 1 | 0 | 0 | 0 | 34 | 57 | 27.00 | 3.857 |
| 58 Steven Jackson, R<br>ERA: 3.58 | (4, 1) | 4.2 | | 18 | 4 | 0 | 0 | 1 | 1 | 0 | 0 | 0 | 0 | 0 | 30 | 45 | 0.00 | 1.071 |

| PITCHER | IP | WLS | BF | H | R | ER | SO | BB | IBB | HBP | BLK | WP | HR | S | P | ERA | WHIP |
|---|---|---|---|---|---|---|---|---|---|---|---|---|---|---|---|---|---|

# BOTTOM

## Pittsburgh Pirates @ Chicago Cubs

Wrigley Field, Chicago, IL

Fri Aug 14 2009, 1:20 PM CDT

Att. 41,619 - Sunny - 84 F

livebaseballscorecards.com

| | |
|---|---|
| AB | 41 |
| R | 17 |
| H | 18 |
| RBI | 17 |
| BB | 6 |
| SO | 5 |
| LOB | 16 |

| Batter | 1 | 2 | 3 | 4 | 5 | 6 | 7 | 8 | 9 | AB | R | H | RBI | BB | SO | LOB |
|---|---|---|---|---|---|---|---|---|---|---|---|---|---|---|---|---|
| 22 Andrew McCutchen, R (1, 8)<br>OBP: 0.352, SLG: 0.473 | X FF 88<br>0-0 ①<br>F9 | | B CH 84<br>B SI 90<br>C SI 89<br>C CH 84<br>S FF 92<br>2-3 ②<br>K | | X CH 83<br>0-0 ①<br>SF8<br>2-3<br>3-H | | B FF 94<br>C FC 88<br>B FF 95<br>C FC 90<br>F FC 90<br>X FF 94<br>2-2 ③<br>G6-3 | | | 3 | 0 | 0 | 1 | 0 | 1 | 1 |
| 85 Lastings Milledge, R (1, 7)<br>OBP: 0.259, SLG: 0.250 | B FF 88<br>B SI 89<br>B FF 89<br>B FF 88<br>4-0<br>BB | | C SL 72<br>S SL 75<br>S FF 92<br>0-3 ③<br>K | | D SL 83<br>F SI 93<br>F CH 86<br>S FF 92<br>1-3 ②<br>K | | | C SL 85<br>X SL 87<br>0-1 ①<br>G5-3 | | 3 | 0 | 0 | 0 | 1 | 2 | 2 |
| 46 Garrett Jones, L (1, 9)<br>OBP: 0.351, SLG: 0.610 | 1 SAFE<br>C FF 90<br>B SL 80<br>S FF 91<br>F SL 82<br>B SL 81<br>B FF 91<br>S FF 91<br>3-3 ②<br>K | | | C FF 90<br>S CH 83<br>F SL 80<br>S FF 91<br>0-3 ①<br>K | F SI 90<br>X SL 82<br>0-1 ③<br>F9 | | | B FF 95<br>C FF 94<br>B FF 95<br>S SL 85<br>F SL 86<br>B SL 83<br>X SL 82<br>3-2<br>51<br>WP<br>1B | | 4 | 0 | 1 | 0 | 0 | 2 | 3 |
| 41 Ryan Doumit, S (1, 2)<br>OBP: 0.248, SLG: 0.412 | X SI 91<br>0-0 ③<br>G5-3 | | | C CH 82<br>B SL 74<br>X CH 84<br>1-1 ②<br>G4-3 | | C FC 88<br>X FC 91<br>0-1 ①<br>L3 | | C FF 94<br>F FF 95<br>S SL 84<br>0-3 ②<br>K | | 4 | 0 | 0 | 0 | 0 | 1 | 2 |
| 51 Steve Pearce, R (1, 3)<br>OBP: 0.333, SLG: 0.411 | | B SL 75<br>B SI 89<br>C SI 89<br>B FF 89<br>X FF 89<br>3-1<br>1B | | B SI 90<br>C CH 84<br>X CH 83<br>1-1<br>5<br>S<br>1B | | C FF 95<br>B FC 91<br>F FF 94<br>C FF 96<br>1-3 ②<br>K | | C FF 95<br>C FF 94<br>B SL 84<br>B FF 94<br>B SL 83<br>X SL 82<br>3-2 ③<br>F7<br>1-2 | | 4 | 0 | 2 | 0 | 0 | 1 | 1 |
| 5 Ronny Cedeno, R (1, 6)<br>OBP: 0.235, SLG: 0.311 | | L CH 84<br>B SL 74<br>L FF 90<br>F SL 79<br>B FF 91<br>S SI 90<br>2-3 ①<br>K | | C SL 74<br>F SI 91<br>**B FF 91**<br>**F SL 74**<br>**F FF 90**<br>1 SAFE<br>F FF 90<br>B SL 79<br>F FF 92<br>3-3 ③<br>1 SAFE<br>F CH 82<br>F FF 92<br>F SL 74<br>B CH 83<br>S FF 92<br>K<br>1-2 | | B FF 96<br>S FC 89<br>X FF 95<br>1-1 ③<br>G6-3 | | | B FF 92<br>B FC 88<br>C FF 92<br>B FF 93<br>F FF 93<br>F FF 93<br>F FF 93<br>C FF 93<br>3-3 ①<br>K | 4 | 0 | 0 | 0 | 0 | 3 | 2 |
| 5 Ramón Vázquez, L (1, 5)<br>OBP: 0.358, SLG: 0.293 | | B FF 90<br>X FF 90<br>1-0 ②<br>P3 | | | B FF 89<br>B FF 90<br>C FF 90<br>B FF 90<br>B FF 91<br>4-1<br>57<br>1B<br>36<br>BB<br>22<br>SF8<br>BB | | C FF 94<br>B FC 88<br>B SI 95<br>S FF 96<br>X SI 95<br>2-2<br>E5<br>57<br>SH3-4 | | C CU 82<br>S CU 82<br>B FF 93<br>F FF 93<br>B FF 93<br>F FF 92<br>F FF 93<br>X CU 82<br>2-2 ②<br>F7 | 3 | 1 | 0 | 0 | 1 | 0 | 1 |
| 36 Luis Alfonso Cruz, R (1, 4)<br>OBP: 0.286, SLG: 0.250<br>24 Delwyn Young, S (9, PH)<br>OBP: 0.359, SLG: 0.418 | | B FF 89<br>X CH 84<br>1-0 ③<br>G2-3 | | | **B CH 85**<br>1 SAFE<br>1 SAFE<br>B FF 91<br>B FF 90<br>C FF 91<br>B SI 91<br>4-1<br>22<br>SF8<br>57<br>1B<br>1-2<br>BB | | S FF 94<br>F FF 94<br>S FC 88<br>0-3 ①<br>K | | S FF 93<br>B FF 93<br>B CU 83<br>F FF 93<br>B FF 93<br>F FF 93<br>F FF 91<br>X FF 93<br>3-2<br>2B | 2<br>1 | 0<br>0 | 0<br>1 | 0<br>0 | 1<br>0 | 1<br>0 | 2<br>0 |
| 57 Zach Duke, L (1, 1)<br>OBP: 0.229, SLG: 0.244<br>43 Jesse Chavez, R (8, 1)<br>44 Brandon Moss, L (9, PH)<br>OBP: 0.308, SLG: 0.365 | | | C FF 90<br>C FF 91<br>B SL 79<br>F FF 90<br>B FF 91<br>S FF 91<br>2-3 ①<br>K | | X FF 91<br>0-0 ①<br>1-2<br>2-3<br>1B | | 1 SAFE<br>X FC 88<br>0-0 ②<br>SH3-4<br>1-2 | | B FF 93<br>B FF 93<br>C FF 93<br>C CU 84<br>F FF 94<br>S FF 93<br>2-3 ③<br>K | 2<br>0<br>1 | 0<br>0<br>0 | 1<br>0<br>0 | 0<br>0<br>0 | 0<br>0<br>1 | 1<br>0<br>1 | 0<br>0<br>1 |
| Inning Stats | R: 0<br>E: 0<br>K: 1<br>S: 6<br>H: 0<br>LOB: 1<br>BB: 1<br>P: 13 | R: 0<br>E: 0<br>K: 1<br>S: 8<br>H: 1<br>LOB: 1<br>BB: 0<br>P: 15 | R: 0<br>E: 0<br>K: 3<br>S: 10<br>H: 0<br>LOB: 0<br>BB: 0<br>P: 14 | R: 0<br>E: 0<br>K: 2<br>S: 18<br>H: 1<br>LOB: 1<br>BB: 0<br>P: 23 | R: 1<br>E: 0<br>K: 1<br>S: 9<br>H: 1<br>LOB: 2<br>BB: 2<br>P: 18 | R: 0<br>E: 0<br>K: 1<br>S: 7<br>H: 0<br>LOB: 0<br>BB: 0<br>P: 9 | R: 0<br>E: 1<br>K: 1<br>S: 11<br>H: 0<br>LOB: 1<br>BB: 0<br>P: 15 | R: 0<br>E: 0<br>K: 1<br>S: 12<br>H: 1<br>LOB: 1<br>BB: 0<br>P: 18 | R: 0<br>E: 0<br>K: 2<br>S: 20<br>H: 1<br>LOB: 1<br>BB: 0<br>P: 30 | 1B: 4<br>2B: 1<br>3B: 0<br>HR: 0<br>SF: 1<br>SAC: 1<br>DP: 0<br>HBP: 0 | | | | | | |

# Pittsburgh Pirates @ Chicago Cubs

Wrigley Field, Chicago, IL

Sat Aug 15 2009, 12:05 PM CDT

Att. 41,197 - Partly Cloudy - 81 F

TOP

livebaseballscorecards.com

| | |
|---|---|
| AB | 31 |
| R | 1 |
| H | 5 |
| RBI | 1 |
| BB | 3 |
| SO | 13 |
| LOB | 15 |

WP: 1 PA: 36
PB: 0
SB: 1
CS: 0

| PITCHER | | IP | WLS | BF | H | R | ER | SO | BB | IBB | HBP | BLK | WP | HR | S | P | ERA | WHIP |
|---|---|---|---|---|---|---|---|---|---|---|---|---|---|---|---|---|---|---|
| 32 Tom Gorzelanny, L<br>ERA: 5.24 | (1, 1) | 5.0 | W | 21 | 3 | 1 | 1 | 8 | 3 | 0 | 0 | 0 | 0 | 0 | 51 | 83 | 1.80 | 1.200 |
| 37 Angel Guzman, R<br>ERA: 2.42 | (6, 1) | 2.0 | H | 7 | 0 | 0 | 0 | 2 | 0 | 0 | 0 | 0 | 0 | 0 | 18 | 24 | 0.00 | 0.000 |
| 49 Carlos Marmol, R<br>ERA: 3.56 | (8, 1) | 1.0 | H | 4 | 1 | 0 | 0 | 1 | 0 | 0 | 0 | 0 | 1 | 0 | 12 | 18 | 0.00 | 1.000 |
| 63 Kevin Gregg, R<br>ERA: 3.88 | (9, 1) | 1.0 | S | 4 | 1 | 0 | 0 | 2 | 0 | 0 | 0 | 0 | 0 | 0 | 20 | 30 | 0.00 | 1.000 |

| PITCHER | IP | WLS | BF | H | R | ER | SO | BB | IBB | HBP | BLK | WP | HR | S | P | ERA | WHIP |
|---|---|---|---|---|---|---|---|---|---|---|---|---|---|---|---|---|---|

# BOTTOM

## Pittsburgh Pirates @ Chicago Cubs

Wrigley Field, Chicago, IL

Sat Aug 15 2009, 12:05 PM CDT
Att. 41,197 - Partly Cloudy - 81 F

livebaseballscorecards.com

| Batter | 1 | 2 | 3 | 4 | 5 | 6 | 7 | 8 | 9 | AB | R | H | RBI | BB | SO | LOB |
|---|---|---|---|---|---|---|---|---|---|---|---|---|---|---|---|---|
| 2 Ryan Theriot, R (1, 6)<br>OBP: 0.352, SLG: 0.413 | B SI 89<br>B SI 89<br>X SI 89<br>2-0 ① G6-3 | C CU 75<br>X CU 74<br>0-1<br>1-2 1B | 1 SAFE<br>1 SAFE<br>1 SAFE<br>S CH 80<br>1 SAFE<br>F CH 81<br>1 SAFE<br>X FF 88<br>0-2 ③ L5 | B CU 71<br>B CH 81<br>B SI 88<br>C FF 87<br>X SI 88<br>3-1 ② L3 | | | | | | 4 | 0 | 1 | 0 | 0 | 0 | 1 |
| 21 Milton Bradley, S (1, 9)<br>OBP: 0.392, SLG: 0.392 | B SI 89<br>S CH 84<br>F FF 90<br>X CH 83<br>1-2 5 G4-3 28 1B 25 1B 1B | C CH 82<br>B SI 90<br>X CU 75<br>1-1 ③ F9 | | | X CU 72<br>0-0 ① P4 | | C CU 73<br>S CH 81<br>D SL 80<br>B CH 80<br>S FF 88<br>2-3 ③ K | | | 4 | 1 | 1 | 0 | 0 | 1 | 2 |
| 25 Derrek Lee, R (1, 3)<br>OBP: 0.374, SLG: 0.536 | B SI 89<br>X CH 84<br>1-0 5 G4-3 28 1B<br>1-2 1B | | C CH 81<br>C SI 89<br>X CU 75<br>0-2 E6 | | B SI 87<br>C CH 80<br>F CH 80<br>B CH 80<br>F SL 80<br>F FF 90<br>B CH 79<br>F SI 89<br>B FF 90<br>4-2 5 G5-4-3 BB | | | C CH 81<br>X CU 73<br>0-1 ① F8 | | 3 | 0 | 1 | 0 | 1 | 0 | 0 |
| 5 Jake Fox, R (1, 5)<br>OBP: 0.342, SLG: 0.535<br>49 Carlos Marmol, R (8, 1)<br>16 Aramis Ramirez, R (8, PH)<br>OBP: 0.388, SLG: 0.545<br>1 Kosuke Fukudome, L (9, 8)<br>OBP: 0.391, SLG: 0.465 | X CU 76<br>0-0 ② G4-3<br>1-2<br>2-3 | D CU 75<br>1 SAFE<br>B CU 73<br>B SI 89<br>C FF 88<br>F SI 89<br>X FF 90<br>3-2 ① P6 | | S CH 81<br>S CH 82<br>X CH 81<br>0-2 ② ③ G5-4-3<br>1-2f | | | | B CU 74<br>C CU 74<br>B SI 87<br>F CH 80<br>F CU 73<br>F FF 88<br>B SL 78<br>X CH 81<br>3-2 1B | | 3<br>0<br>1<br>0 | 0<br>0<br>0<br>0 | 0<br>0<br>1<br>0 | 0<br>0<br>0<br>0 | 0<br>0<br>0<br>0 | 0<br>0<br>0<br>0 | 4<br>0<br>0<br>0 |
| 28 Jeff Baker, R (1, 4)<br>OBP: 0.333, SLG: 0.461 (8, 5) | B SI 89<br>B SI 89<br>X FF 90<br>2-0 ③<br>2-H<br>3-H 1B | B CU 74<br>F FF 88<br>1 SAFE<br>F CH 81<br>S CH 81<br>1-3 ② K | | B CH 80<br>X CH 82<br>1-0 HR | | | S FC 90<br>B FC 90<br>C FC 89<br>S FC 89<br>1-3 ② K | | | 4 | 1 | 2 | 2 | 0 | 2 | 2 |
| 12 Alfonso Soriano, R (1, 7)<br>OBP: 0.304, SLG: 0.427<br>63 Kevin Gregg, R (9, 1) | | B CU 74<br>C CU 74<br>S FF 88<br>F SL 79<br>F FF 90<br>F CH 80<br>F FF 91<br>F CU 74<br>B CU 74<br>2-2 ① X FF 89 F7 | C CH 81<br>1 SAFE<br>B FF 88<br>X CU 74<br>1-1 ③ P4 | F SI 89<br>F CU 74<br>F FF 89<br>B CH 80<br>D CU 73<br>S CU 74<br>2-3 ① K | | | F CH 85<br>B FF 91<br>F CH 86<br>X FF 94<br>1-2 ③ L6 | | | 4<br>0 | 0<br>0 | 0<br>0 | 0<br>0 | 0<br>0 | 1<br>0 | 2<br>0 |
| 18 Geovany Soto, R (1, 2)<br>OBP: 0.331, SLG: 0.396 | | F SI 90<br>X SI 90<br>0-1 27 G3 32 1B 2B | C CU 72<br>X FF 88<br>0-1 27 FC3-6 1B | C CU 73<br>X CH 81<br>0-1 ② G5-3 | | | | | | 3 | 1 | 2 | 0 | 0 | 0 | 0 |
| 27 Sam Fuld, L (1, 8)<br>OBP: 0.408, SLG: 0.429 (9, 7) | | F FF 88<br>B SI 90<br>B SI 89<br>F FF 88<br>X CU 74<br>2-2 ② G3<br>2-3 | B SI 88<br>B SI 88<br>F FF 87<br>X SI 88<br>2-1 ① FC3-6<br>1-2f | F SI 89<br>X<br>0-1 ③ B1-3 | | | | | | 3 | 0 | 0 | 0 | 0 | 0 | 2 |
| 32 Tom Gorzelanny, R (1, 1)<br>OBP: 0.375, SLG: 0.286<br>37 Angel Guzman, R (6, 1)<br>7 Aaron Miles, S (7, PH)<br>OBP: 0.226, SLG: 0.252 (8, 4) | | X FF 90<br>0-0 2 1B 1B<br>3-H | B FF 86<br>X FF 88<br>1-0 ② B3 | | | | C SI 87<br>C CU 73<br>B CU 74<br>F SL 79<br>X FF 88<br>1-2 ① G4-3 | | | 2<br>0<br>1 | 0<br>0<br>0 | 1<br>0<br>0 | 1<br>0<br>0 | 0<br>0<br>0 | 0<br>0<br>0 | 1<br>0<br>0 |
| Inning Stats | R: 1 E: 0 K: 0 S: 7 H: 3 LOB: 2 BB: 0 P: 13 | R: 1 E: 0 K: 0 S: 18 H: 3 LOB: 2 BB: 0 P: 23 | R: 0 E: 1 K: 1 S: 11 H: 0 LOB: 1 BB: 0 P: 16 | R: 0 E: 0 K: 0 S: 8 H: 1 LOB: 1 BB: 0 P: 11 | R: 0 E: 0 K: 0 S: 9 H: 0 LOB: 0 BB: 1 P: 13 | R: 1 E: 0 K: 1 S: 9 H: 1 LOB: 0 BB: 0 P: 12 | R: 0 E: 0 K: 1 S: 9 H: 0 LOB: 0 BB: 0 P: 15 | R: 0 E: 0 K: 1 S: 13 H: 1 LOB: 1 BB: 0 P: 18 | | 1B: 7<br>2B: 1<br>3B: 0<br>HR: 1 | SF: 0<br>SAC: 0<br>DP: 1<br>HBP: 0 | | | WP: 0<br>PB: 0<br>SB: 0<br>CS: 0 | PA: 33 | |

| | AB | 32 |
|---|---|---|
| | R | 3 |
| | H | 9 |
| | RBI | 3 |
| | BB | 1 |
| | SO | 4 |
| | LOB | 14 |

| PITCHER | | IP | WLS | BF | H | R | ER | SO | BB | IBB | HBP | BLK | WP | HR | S | P | ERA | WHIP |
|---|---|---|---|---|---|---|---|---|---|---|---|---|---|---|---|---|---|---|
| 57 Zach Duke, L<br>ERA: 3.42 | (1, 1) | 7.1 | L | 31 | 9 | 3 | 3 | 3 | 1 | 0 | 0 | 0 | 0 | 1 | 78 | 113 | 3.68 | 1.364 |
| 43 Jesse Chavez, R<br>ERA: 3.83 | (8, 1) | 0.2 | | 2 | 0 | 0 | 0 | 1 | 0 | 0 | 0 | 0 | 0 | 0 | 6 | 8 | 0.00 | 0.000 |

| PITCHER | IP | WLS | BF | H | R | ER | SO | BB | IBB | HBP | BLK | WP | HR | S | P | ERA | WHIP |
|---|---|---|---|---|---|---|---|---|---|---|---|---|---|---|---|---|---|

# Milwaukee Brewers @ Pittsburgh Pirates

PNC Park, Pittsburgh, PA

Mon Aug 17 2009, 7:05 PM EDT

Att. 12,478 - Cloudy - 85 F

livebaseballscorecards.com

TOP

| Batter | 1 | 2 | 3 | 4 | 5 | 6 | 7 | 8 | 9 | AB | R | H | RBI | BB | SO | LOB |
|---|---|---|---|---|---|---|---|---|---|---|---|---|---|---|---|---|
| 3 Felipe Lopez, S (1, 4)<br>OBP: 0.376, SLG: 0.429 | 30 1B 3B | | 30 G1-6-3 BB | | G3-1 | | 8 28 1B BB | | F8 | 3 | 2 | 1 | 0 | 2 | 0 | 0 |
| 30 Craig Counsell, L (1, 5)<br>OBP: 0.362, SLG: 0.421 | 28 G6-3 1B | | G1-6-3 | | | G3 | P6 | | G1-3 | 5 | 0 | 1 | 1 | 0 | 0 | 3 |
| 8 Ryan Braun, R (1, 7)<br>OBP: 0.386, SLG: 0.568 | F7 | | G5-3 | | | 28 G1-3 25 HR BB | 25 S 28 1B BB | | F8 | 3 | 1 | 0 | 0 | 2 | 0 | 2 |
| 28 Prince Fielder, L (1, 3)<br>OBP: 0.420, SLG: 0.600 | G6-3 | | | HR | | G1-3 | | | | 4 | 1 | 2 | 2 | 0 | 0 | 2 |
| 25 Mike Cameron, R (1, 8)<br>OBP: 0.361, SLG: 0.448 | | G6-3 | | K | | HR | K | | | 4 | 1 | 1 | 2 | 0 | 2 | 2 |
| 27 Frank Catalanotto, L (1, 9)<br>OBP: 0.380, SLG: 0.407 | | G4-3 | | 18 G5-4-3 1B | | 18 1B | | G3-1 | | 4 | 0 | 2 | 0 | 0 | 0 | 0 |
| 18 Jason Kendall, R (1, 2)<br>OBP: 0.324, SLG: 0.282 | | 1B | G5-4-3 | | | 22 FC4-6 1B | | BB | | 3 | 0 | 2 | 0 | 1 | 0 | 1 |
| 12 Carlos Villanueva, R (1, 1)<br>OBP: 0.222, SLG: 0.125<br>9 Hernan Iribarren, L (5, PH)<br>OBP: 0.300, SLG: 0.333<br>45 Mark DiFelice, R (5, 1)<br>22 Jody Gerut, L (6, PH)<br>OBP: 0.242, SLG: 0.324<br>58 Jesus Colome, R (6, 1)<br>14 Casey McGehee, R (8, PH)<br>OBP: 0.363, SLG: 0.505<br>60 Todd Coffey, R (8, 1) | | K | | | K | FC4-6 | | F8 | | 1<br>1<br>0<br>1<br>0<br>0<br>1<br>0 | 0<br>0<br>0<br>0<br>0<br>0<br>0<br>0 | 0<br>0<br>0<br>0<br>0<br>0<br>0<br>0 | 0<br>0<br>0<br>0<br>0<br>0<br>0<br>0 | 1<br>1<br>0<br>0<br>0<br>0<br>0<br>0 | 1<br>0<br>0<br>0<br>0<br>0<br>0<br>0 | 1<br>0<br>0<br>2<br>0<br>0<br>1<br>0 |
| 21 Alcides Escobar, R (1, 6)<br>OBP: 0.300, SLG: 0.263 | | | 30 G1-6-3 3 BB 1B | | K | | L9 | G2-3 | | 4 | 0 | 1 | 0 | 0 | 1 | 1 |
| Inning Stats | R: 1<br>E: 0<br>K: 0<br>S: 9<br>H: 2<br>LOB: 0<br>BB: 0<br>P: 12 | R: 0<br>E: 0<br>K: 1<br>S: 12<br>H: 1<br>LOB: 1<br>BB: 0<br>P: 18 | R: 0<br>E: 0<br>K: 0<br>S: 10<br>H: 1<br>LOB: 1<br>BB: 1<br>P: 19 | R: 1<br>E: 0<br>K: 1<br>S: 6<br>H: 2<br>LOB: 0<br>BB: 0<br>P: 9 | R: 0<br>E: 0<br>K: 2<br>S: 8<br>H: 0<br>LOB: 0<br>BB: 0<br>P: 10 | R: 2<br>E: 0<br>K: 0<br>S: 16<br>H: 3<br>LOB: 2<br>BB: 1<br>P: 29 | R: 1<br>E: 0<br>K: 1<br>S: 11<br>H: 1<br>LOB: 2<br>BB: 2<br>P: 25 | R: 0<br>E: 0<br>K: 0<br>S: 7<br>H: 0<br>LOB: 1<br>BB: 1<br>P: 14 | R: 0<br>E: 0<br>K: 0<br>S: 9<br>H: 0<br>LOB: 0<br>BB: 0<br>P: 12 | 1B: 7<br>2B: 0<br>3B: 1<br>HR: 2<br>SF: 0<br>SAC: 0<br>DP: 3<br>HBP: 0 | | | | | | |

| | AB | 34 |
|---|---|---|
| | R | 5 |
| | H | 10 |
| | RBI | 5 |
| | BB | 5 |
| | SO | 5 |
| | LOB | 15 |

WP: 0 PA: 39
PB: 0
SB: 1
CS: 0

| PITCHER | | IP | WLS | BF | H | R | ER | SO | BB | IBB | HBP | BLK | WP | HR | S | P | ERA | WHIP |
|---|---|---|---|---|---|---|---|---|---|---|---|---|---|---|---|---|---|---|
| 25 Kevin Hart, R<br>ERA: 4.0 | (1, 1) | 6.0 | W | 26 | 9 | 4 | 4 | 4 | 2 | 0 | 0 | 0 | 0 | 2 | 61 | 97 | 6.00 | 1.833 |
| 52 Joel Hanrahan, R<br>ERA: 6.33 | (7, 1) | 0.2 | H | 4 | 0 | 1 | 1 | 0 | 2 | 0 | 0 | 0 | 0 | 0 | 5 | 16 | 13.50 | 3.000 |
| 43 Jesse Chavez, R<br>ERA: 3.81 | (7, 1) | 0.1 | H | 2 | 1 | 0 | 0 | 1 | 0 | 0 | 0 | 0 | 0 | 0 | 6 | 9 | 0.00 | 3.000 |
| 27 Jeff Karstens, R<br>ERA: 5.03 | (8, 1) | 1.0 | | 4 | 0 | 0 | 0 | 0 | 1 | 0 | 0 | 0 | 0 | 0 | 7 | 14 | 0.00 | 1.000 |
| 55 Matt Capps, R<br>ERA: 6.41 | (9, 1) | 1.0 | | 3 | 0 | 0 | 0 | 0 | 0 | 0 | 0 | 0 | 0 | 0 | 9 | 12 | 0.00 | 0.000 |

# Milwaukee Brewers @ Pittsburgh Pirates

PNC Park, Pittsburgh, PA

Mon Aug 17 2009, 7:05 PM EDT

Att. 12,478 - Cloudy - 85 F

livebaseballscorecards.com

## BOTTOM

| Batter | 1 | 2 | 3 | 4 | 5 | 6 | 7 | 8 | 9 | AB | R | H | RBI | BB | SO | LOB |
|---|---|---|---|---|---|---|---|---|---|---|---|---|---|---|---|---|
| 22 Andrew McCutchen, R (1, 8)<br>OBP: 0.349, SLG: 0.471 | C FF 86<br>B FF 87<br>C CH 81<br>X FF 88<br>1-2 **P5** ① | F CU 78<br>B FF 88<br>S CH 79<br>S CU 75<br>1-3 **K** ③ | S SL 80<br>B CH 82<br>X FF 87<br>1-1<br>1-3<br>3-H **2B** | | | F SL 90<br>B FF 92<br>X FF 92<br>1-1<br>2-3 **G1-3** ①<br>C SL 91<br>B SL 91<br>B CH 88<br>X FF 93<br>2-1 **E6** | | | | 5 | 0 | 1 | 1 | 0 | 1 | 3 |
| 24 Delwyn Young, S (1, 4)<br>OBP: 0.364, SLG: 0.422 | C FF 88<br>B FF 88<br>B FF 86<br>X CH 82<br>2-1<br>46<br>FC4-6<br>1B | B FF 86 3-2<br>B FF 87<br>S FF 87<br>B FF 87<br>X FF 88<br>46<br>HR<br>1B<br>B FF 87<br>X FF 88 1-0 ③<br>P6 | | | | F FF 92<br>B FF 94<br>X FF 93<br>1-1<br>46<br>1B<br>3-H **1B**<br>1 SAFE<br>1 SAFE<br>F CH 90<br>B SL 92<br>F SL 92<br>B CH 86<br>X FF 93<br>2-2 ③ **G3** | | | | 5 | 1 | 3 | 1 | 0 | 0 | 3 |
| 46 Garrett Jones, L (1, 9)<br>OBP: 0.358, SLG: 0.627 | B CU 71<br>D FF 88<br>1 SAFE<br>B FF 88<br>X FF 87<br>3-0<br>1-2f ② **FC4-6** | X CH 79<br>0-0<br>1-H **HR** | B FF 86<br>B FF 87<br>C FF 86<br>B CU 74<br>B FF 87<br>4-1<br>41<br>G3-6<br>BB | | | X FF 91<br>0-0<br>1-2 **1B** | | B SI 95<br>T SI 95<br>C SI 94<br>B SL 84<br>X SI 95<br>2-2 ① **G3-1** | | 4 | 1 | 2 | 2 | 1 | 0 | 1 |
| 41 Ryan Doumit, S (1, 2)<br>OBP: 0.241, SLG: 0.399 | B FF 88<br>F CH 81<br>1 SAFE<br>B FF 88<br>X FF 88<br>2-1<br>**P5** ③ | B CH 81<br>X FF 88<br>1-0<br>**G3** ① | C FF 86<br>X FF 88<br>0-1<br>1-2f ①② **G3-6** | | | B CH 91<br>2 SAFE<br>F FF 92<br>S CH 86<br>S CH 86<br>1-3<br>**K** ② | | B SI 96<br>X SI 95<br>1-0<br>**L7** ② | | 5 | 0 | 0 | 0 | 0 | 1 | 4 |
| 51 Steve Pearce, R (1, 3)<br>OBP: 0.326, SLG: 0.397 | | C FF 88<br>S SL 79<br>S FF 88<br>0-3<br>**K** ① | C SL 78<br>B FF 87<br>X FF 88<br>1-1<br>15<br>1B<br>85<br>1B<br>**1B** | S CH 81<br>F SL 80<br>B SL 81<br>B FF 88<br>X CU 74<br>2-2 ③ **F7** | | C FF 93<br>F FF 93<br>X SL 83<br>0-2 ③ **F8** | | C SL 84<br>B SI 95<br>B SL 85<br>F SI 95<br>F SL 85<br>X SL 85<br>2-2 ③ **F9** | | 5 | 1 | 1 | 0 | 0 | 1 | 2 |
| 15 Andy LaRoche, R (1, 5)<br>OBP: 0.334, SLG: 0.381 | | C FF 88<br>F CU 74<br>X FF 88<br>0-2<br>**HR** | S SL 80<br>B CU 78<br>X CU 72<br>1-1<br>5<br>FC7-5<br>85<br>1B<br>1-3 **1B** | | B FF 87<br>B SL 81<br>C SL 81<br>C FF 88<br>F SL 83<br>X SL 84<br>2-2 ① **F9** | | F SL 90<br>F FF 92<br>X SL 86<br>0-2 ① **G4-3** | | | 4 | 1 | 2 | 1 | 0 | 0 | 0 |
| 85 Lastings Milledge, R (1, 7)<br>OBP: 0.270, SLG: 0.262 | | B CH 79<br>S CH 81<br>F SL 78<br>X SL 81<br>1-2 ② **G1-3** | X SL 79<br>0-0<br>5<br>FC7-5<br>25<br>1B<br>1-2<br>3-H **1B** | | C SL 84<br>B SL 83<br>X SL 82<br>1-1 ② **L7** | | B CH 86<br>X FF 91<br>1-0<br>5<br>S<br>5<br>HR<br>**1B** | | | 4 | 2 | 2 | 1 | 0 | 0 | 0 |
| 5 Ronny Cedeno, R (1, 6)<br>OBP: 0.239, SLG: 0.327 | | B FF 88<br>S FF 88<br>X CU 73<br>1-1<br>25<br>1B<br>**1B** | C FF 87<br>S SL 80<br>B FF 88<br>X SL 82<br>1-2 ②<br>**FC7-5**<br>25<br>1B<br>22<br>2B<br>1-2<br>2-3f | | X FF 88<br>0-0 ③ **G5-3** | | 1 SAFE<br>F CH 90<br>T FF 91<br>B FF 93<br>F CH 88<br>D CH 87<br>X FF 93<br>2-2<br>1-H **HR** | | | 4 | 2 | 2 | 2 | 0 | 0 | 2 |
| 25 Kevin Hart, R (1, 1)<br>OBP: 0.333, SLG: 0.286<br>5 Ramón Vázquez, L (6, PH)<br>OBP: 0.362, SLG: 0.304<br>52 Joel Hanrahan, R (7, 1)<br>43 Jesse Chavez, R (7, 1)<br>44 Brandon Moss, L (7, PH)<br>OBP: 0.307, SLG: 0.364<br>27 Jeff Karstens, R (8, 1)<br>OBP: 0.190, SLG: 0.056<br>55 Matt Capps, R (9, 1) | | F FF 88<br>X CU 78<br>0-1<br>1-2 **1B** | X SL 80<br>0-0<br>22<br>2B<br>1-3<br>2-H **1B** | | | C SL 89<br>F FF 91<br>B SL 85<br>X SL 92<br>1-2<br>22<br>G1-3<br>24<br>1B<br>**2B** | B SL 85<br>B CH 88<br>X SL 92<br>2-0 ② **G3** | | | 2<br>1<br>0<br>0<br>1<br>0<br>0 | 0<br>1<br>0<br>0<br>0<br>0<br>0 | 2<br>1<br>0<br>0<br>0<br>0<br>0 | 1<br>1<br>0<br>0<br>0<br>0<br>0 | 0<br>0<br>0<br>0<br>0<br>0<br>0 | 0<br>0<br>0<br>0<br>0<br>0<br>0 | 0<br>0<br>0<br>0<br>0<br>0<br>0 |
| Inning Stats | R: 0<br>E: 0<br>K: 0<br>S: 8<br>H: 1<br>LOB: 1<br>BB: 0<br>P: 16 | R: 1<br>E: 0<br>K: 2<br>S: 16<br>H: 3<br>LOB: 2<br>BB: 0<br>P: 19 | R: 5<br>E: 0<br>K: 0<br>S: 17<br>H: 7<br>LOB: 2<br>BB: 0<br>P: 26 | R: 0<br>E: 0<br>K: 0<br>S: 6<br>H: 0<br>LOB: 0<br>BB: 1<br>P: 12 | R: 0<br>E: 0<br>K: 0<br>S: 7<br>H: 0<br>LOB: 0<br>BB: 0<br>P: 10 | R: 1<br>E: 0<br>K: 1<br>S: 14<br>H: 3<br>LOB: 2<br>BB: 0<br>P: 18 | R: 2<br>E: 1<br>K: 0<br>S: 14<br>H: 2<br>LOB: 1<br>BB: 0<br>P: 23 | R: 0<br>E: 0<br>K: 0<br>S: 8<br>H: 0<br>LOB: 0<br>BB: 0<br>P: 13 | | 1B: 11<br>2B: 2<br>3B: 0<br>HR: 3 | SF: 0<br>SAC: 0<br>DP: 1<br>HBP: 0 | WP: 0<br>PB: 0<br>SB: 1<br>CS: 0 | PA: 41 | | | |

| | AB | 40 |
|---|---|---|
| | R | 9 |
| | H | 16 |
| | RBI | 9 |
| | BB | 1 |
| | SO | 3 |
| | LOB | 15 |

| PITCHER | | IP | WLS | BF | H | R | ER | SO | BB | IBB | HBP | BLK | WP | HR | S | P | ERA | WHIP |
|---|---|---|---|---|---|---|---|---|---|---|---|---|---|---|---|---|---|---|
| 12 Carlos Villanueva, R<br>ERA: 6.25 | (1, 1) | 4.0 | L | 23 | 11 | 6 | 6 | 2 | 1 | 0 | 0 | 0 | 0 | 2 | 47 | 73 | 13.50 | 3.000 |
| 45 Mark DiFelice, R<br>ERA: 3.22 | (5, 1) | 1.0 | | 3 | 0 | 0 | 0 | 0 | 0 | 0 | 0 | 0 | 0 | 0 | 7 | 10 | 0.00 | 0.000 |
| 58 Jesus Colome, R<br>ERA: 7.59 | (6, 1) | 2.0 | | 12 | 5 | 3 | 3 | 1 | 0 | 0 | 0 | 0 | 0 | 1 | 28 | 41 | 13.50 | 2.500 |
| 60 Todd Coffey, R<br>ERA: 2.48 | (8, 1) | 1.0 | | 3 | 0 | 0 | 0 | 0 | 0 | 0 | 0 | 0 | 0 | 0 | 8 | 13 | 0.00 | 0.000 |

| PITCHER | IP | WLS | BF | H | R | ER | SO | BB | IBB | HBP | BLK | WP | HR | S | P | ERA | WHIP |
|---|---|---|---|---|---|---|---|---|---|---|---|---|---|---|---|---|---|

# Milwaukee Brewers @ Pittsburgh Pirates

PNC Park, Pittsburgh, PA

Tue Aug 18 2009, 7:05 PM EDT

Att. 12,188 - Cloudy - 78 F

TOP

livebaseballscorecards.com

| Batter | 1 | 2 | 3 | 4 | 5 | 6 | 7 | 8 | 9 | AB | R | H | RBI | BB | SO | LOB |
|---|---|---|---|---|---|---|---|---|---|---|---|---|---|---|---|---|
| 3 Felipe Lopez, S (1, 4)<br>OBP: 0.373, SLG: 0.425 | B FF 91<br>S FF 92<br>B FF 93<br>C FF 93<br>B FF 93<br>X FF 92<br>3-2 ① F8 | | B SL 79<br>B SL 79<br>C FF 91<br>X FF 91<br>2-1 ② G6-3 | | C CH 83<br>C SL 82<br>X FF 95<br>0-2 ③ G3-1 | | | B FF 95<br>F FF 95<br>C FF 95<br>S FC 91<br>1-3 ② K | | 4 | 0 | 0 | 0 | 0 | 1 | 3 |
| 30 Craig Counsell, L (1, 6)<br>OBP: 0.363, SLG: 0.422 | C FF 92<br>B FF 94<br>S FF 92<br>X FF 93<br>1-2 8 FC1-4 1B | | C FF 91<br>S SL 80<br>B SL 81<br>B SL 79<br>X FF 93<br>2-2 ③ F8 | | | B FF 90<br>X FF 90<br>1-0 8 G6-4-3 1B | | F FF 96<br>B FF 95<br>F CH 88<br>X FC 92<br>1-2 ③ F9 | | 4 | 0 | 2 | 0 | 0 | 0 | 1 |
| 8 Ryan Braun, R (1, 7)<br>OBP: 0.385, SLG: 0.567 | B FF 93<br>1 SAFE<br>1 SAFE<br>B FF 92<br>C FF 92<br>1 SAFE<br>X SL 82<br>2-1 ② FC1-4 28 PO<br>1-2f | | | L SL 79<br>X SL 81<br>0-1 ① G4-3 | | X FF 92<br>0-0 ①② G6-4-3<br>1-2f | | | F FF 96<br>X FF 92<br>0-1 28 G3-1 14 G4-3 2B | 4 | 1 | 1 | 0 | 0 | 0 | 2 |
| 28 Prince Fielder, L (1, 3)<br>OBP: 0.419, SLG: 0.604 | 1 SAFE<br>0-0 ③ PO<br>1-2 | S FF 90<br>B FF 91<br>X FF 91<br>1-1 HR | | C CH 81<br>S CH 82<br>B FF 94<br>F SL 83<br>F FF 94<br>F CH 84<br>F FF 94<br>S SL 82<br>1-3 ② K | | F CH 84<br>B FF 93<br>B CH 84<br>F CH 83<br>B SL 82<br>S SL 81<br>3-3 ③ K | | | C CH 86<br>X CH 88<br>0-1 ① G3-1<br>2-3 | 4 | 1 | 1 | 1 | 0 | 2 | 1 |
| 14 Casey McGehee, R (1, 5)<br>OBP: 0.361, SLG: 0.498 | | B FF 93<br>B SL 80<br>C FF 92<br>F FF 92<br>B FF 94<br>F FF 93<br>B FF 93<br>4-2 BB | | C FF 93<br>B SL 82<br>X FF 93<br>1-1 ③ P3 | | | F FF 90<br>C SL 80<br>B FF 94<br>B SL 82<br>F FF 94<br>C FF 93<br>2-3 ① K | | X FF 95<br>0-0 ② G4-3<br>3-H | 3 | 0 | 0 | 1 | 1 | 1 | 0 |
| 25 Mike Cameron, R (1, 8)<br>OBP: 0.358, SLG: 0.444 | | B FF 92<br>B SL 80<br>X FF 92<br>2-0 ① F8 | | | F FF 91<br>X FF 94<br>0-1 ① F9 | | C SL 79<br>F SL 80<br>B FF 95<br>S SL 82<br>1-3 ② K | | C FF 97<br>B FF 93<br>C FF 97<br>F FF 97<br>S CH 88<br>1-3 ③ K | 4 | 0 | 0 | 0 | 0 | 2 | 1 |
| 27 Frank Catalanotto, L (1, 9)<br>OBP: 0.379, SLG: 0.404 | | C SI 93<br>X FF 93<br>0-1 ② P3 | | | F CH 81<br>B CH 83<br>X FF 94<br>1-1 26 SH5-4 11 1B 1B | | B CH 82<br>B FF 93<br>C FF 91<br>T CH 83<br>X SL 82<br>2-2 ③ F8 | | | 3 | 0 | 1 | 0 | 0 | 0 | 1 |
| 11 Mike Rivera, R (1, 2)<br>OBP: 0.372, SLG: 0.423 | | B FF 93<br>C FF 92<br>F SL 80<br>F SL 82<br>B FF 94<br>F SL 82<br>1 SAFE<br>1 SAFE<br>X FF 94<br>2-2 ③ P6 | | | C SL 79<br>X FF 94<br>0-1 26 SH5-4 1B<br>1-2 | | | B SL 76<br>B FF 90<br>B FF 88<br>C FF 89<br>B FF 89<br>4-1 BB | | 2 | 0 | 1 | 0 | 1 | 0 | 1 |
| 26 Manny Parra, L (1, 1)<br>OBP: 0.154, SLG: 0.139<br>50 Claudio Vargas, R (7, 1)<br>22 Jody Gerut, L (8, PH)<br>OBP: 0.241, SLG: 0.322<br>45 Mark DiFelice, R (8, 1) | | | S FF 90<br>F FF 90<br>B SL 80<br>S FF 94<br>1-3 ① K | | L FF 92<br>X FF 92<br>0-1 ② SH5-4<br>1-2<br>2-3 | | | B FF 96<br>C FF 95<br>X CH 86<br>1-1 ① P3 | | 1<br>0<br>1<br>0 | 0<br>0<br>0<br>0 | 0<br>0<br>0<br>0 | 0<br>0<br>0<br>0 | 1<br>0<br>0<br>0 | 0<br>0<br>0<br>0 | 0<br>0<br>1<br>0 |
| Inning Stats | R: 0<br>E: 0<br>K: 0<br>S: 8<br>H: 1<br>LOB: 0<br>BB: 0<br>P: 14 | R: 1<br>E: 0<br>K: 0<br>S: 13<br>H: 1<br>LOB: 1<br>BB: 1<br>P: 22 | R: 0<br>E: 0<br>K: 1<br>S: 8<br>H: 0<br>LOB: 0<br>BB: 0<br>P: 13 | R: 0<br>E: 0<br>K: 1<br>S: 11<br>H: 0<br>LOB: 0<br>BB: 0<br>P: 13 | R: 0<br>E: 0<br>K: 0<br>S: 11<br>H: 2<br>LOB: 2<br>BB: 0<br>P: 12 | R: 0<br>E: 0<br>K: 1<br>S: 5<br>H: 1<br>LOB: 0<br>BB: 0<br>P: 9 | R: 0<br>E: 0<br>K: 2<br>S: 10<br>H: 0<br>LOB: 0<br>BB: 0<br>P: 15 | R: 0<br>E: 0<br>K: 1<br>S: 9<br>H: 0<br>LOB: 1<br>BB: 1<br>P: 16 | R: 1<br>E: 0<br>K: 1<br>S: 9<br>H: 1<br>LOB: 0<br>BB: 0<br>P: 10 | 1B: 4<br>2B: 1<br>3B: 0<br>HR: 1<br>SF: 0<br>SAC: 1<br>DP: 1<br>HBP: 0 | | | | | | |

| | AB | 30 |
|---|---|---|
| | R | 2 |
| | H | 6 |
| | RBI | 2 |
| | BB | 2 |
| | SO | 7 |
| | LOB | 11 |

WP: 0 PB: 0 SB: 0 CS: 0 PA: 34

| PITCHER | | IP | WLS | BF | H | R | ER | SO | BB | IBB | HBP | BLK | WP | HR | S | P | ERA | WHIP |
|---|---|---|---|---|---|---|---|---|---|---|---|---|---|---|---|---|---|---|
| 49 Ross Ohlendorf, R<br>ERA: 4.15 | (1, 1) | 7.0 | W | 26 | 5 | 1 | 1 | 5 | 2 | 0 | 0 | 0 | 0 | 1 | 67 | 103 | 1.29 | 1.000 |
| 43 Jesse Chavez, R<br>ERA: 3.83 | (8, 1) | 2.0 | | 7 | 1 | 1 | 1 | 2 | 0 | 0 | 0 | 0 | 0 | 0 | 17 | 21 | 4.50 | 0.500 |

| PITCHER | | IP | WLS | BF | H | R | ER | SO | BB | IBB | HBP | BLK | WP | HR | S | P | ERA | WHIP |
|---|---|---|---|---|---|---|---|---|---|---|---|---|---|---|---|---|---|---|

| Batter | 1 | 2 | 3 | 4 | 5 | 6 | 7 | 8 | 9 | AB | R | H | RBI | BB | SO | LOB |
|---|---|---|---|---|---|---|---|---|---|---|---|---|---|---|---|---|
| 22 Andrew McCutchen, R (1, 8)<br>OBP: 0.348, SLG: 0.468 | C FF 91<br>C FF 92<br>B FF 92<br>S FS 84<br>1-3 **K** ① | | B CU 73<br>B FS 84<br>B FF 91<br>C FF 92<br>C FS 84<br>F FF 92<br>X FF 94<br>3-2 **G6-3** ①<br>B FF 92<br>B FF 91<br>C FS 84<br>B SI 91<br>C FF 93<br>X FF 92<br>3-2 **1-2** 1B | | B CU 76<br>C FF 92<br>B FS 86<br>X FF 93<br>2-1 **F9** ③ | | | | 4 | 0 | 1 | 0 | 0 | 1 | 0 |
| 24 Delwyn Young, S (1, 4)<br>OBP: 0.366, SLG: 0.433 | B FF 93<br>X FF 92<br>1-0 **HR** | | B FF 93<br>F FS 84<br>C SI 94<br>B FS 83<br>B FS 84<br>B FF 92<br>4-2 15 2B **41 E** **BB** | F FF 93<br>C CU 77<br>B FF 93<br>S FS 85<br>1-3 **K** ③ | | | X FF 92<br>0-0 **P6** ① | | | 3 | 2 | 1 | 1 | 1 | 1 | 2 |
| 46 Garrett Jones, L (1, 9)<br>OBP: 0.362, SLG: 0.630 | X FF 93<br>0-0 **F8** ② | | C CU 75<br>F SI 92<br>S CU 78<br>0-3 **K** ② | | X FF 90<br>0-0 41 G4-6-3 15 BB **85 HR** 1B | | B FF 92<br>B SI 90<br>C SL 80<br>B FF 92<br>F FF 92<br>F SL 80<br>F SL 82<br>X FF 93<br>3-2 **15 1B** 2B | | | 4 | 2 | 2 | 0 | 0 | 1 | 1 |
| 15 Andy LaRoche, R (1, 5)<br>OBP: 0.340, SLG: 0.387 | B FF 92<br>S FS 84<br>B CU 78<br>B FF 93<br>B FS 85<br>4-1 85 BLK 41 1B **BB** | | C FS 83<br>B FF 92<br>S FS 83<br>1 SAFE<br>X FS 82<br>1-2 41 E **1-3** 2B | | B FS 83<br>D FF 92<br>D FS 85<br>B FF 92<br>4-0 41 G4-6-3 **1-2** BB | | C SL 82<br>X FF 92<br>0-1 41 S **2-H** 1B | | | 2 | 0 | 2 | 1 | 2 | 0 | 0 |
| 41 Ryan Doumit, S (1, 2)<br>OBP: 0.241, SLG: 0.395 | C CU 76<br>S FS 84<br>X FF 92<br>0-2 85 BLK **1-2** 1B | | C FS 83<br>S CU 76<br>D CU 76<br>X FS 84<br>1-2 **E1** **2-3** **3-H** | | X SI 93<br>0-0 **G4-6-3** ① ②<br>**1-2f** **2-3** | | 1 SAFE<br>S CH 82<br>B SL 80<br>F FF 92<br>D SL 82<br>S SL 80<br>2-3 **K** ② **1-2** | | | 4 | 0 | 1 | 0 | 0 | 1 | 4 |
| 85 Lastings Milledge, R (1, 7)<br>OBP: 0.269, SLG: 0.295 | C FF 91<br>B FF 92<br>B FF 93<br>C CU 76<br>F FS 84<br>X FS 86<br>2-2 **F8** ③ **1-2** **2-3** | | B FF 91<br>X FS 85<br>1-0 **F7** ③ | | B FF 91<br>F CU 77<br>B FF 92<br>B FF 91<br>X CU 76<br>3-1 **3-H** **HR** | | C SI 93<br>C SI 93<br>B FF 94<br>D SL 82<br>C FF 94<br>2-3 **K** ③ | | | 4 | 1 | 1 | 2 | 0 | 1 | 5 |
| 51 Steve Pearce, R (1, 3)<br>OBP: 0.312, SLG: 0.378 | | B FF 90<br>S FS 84<br>B SI 91<br>X SI 91<br>2-1 **G6-3** ① | | X FS 82<br>0-0 **G5-3** ① | C FF 93<br>B FS 87<br>S FF 90<br>X FS 85<br>1-2 **G5-3** ③ | | | X SL 84<br>0-0 **G3-1** ① | | 4 | 0 | 0 | 0 | 0 | 0 | 0 |
| 5 Ronny Cedeno, R (1, 6)<br>OBP: 0.236, SLG: 0.321 | | F FF 91<br>B CU 75<br>B CU 74<br>X FF 91<br>2-1 **F8** ② | | B FF 91<br>C FF 89<br>B FS 84<br>B FF 90<br>X SI 91<br>3-1 **F8** ② | | B FF 90<br>C FF 91<br>X FS 84<br>1-1 **F8** ① | | C FF 88<br>F SL 83<br>X SL 83<br>0-2 **G6-3** ② | | 4 | 0 | 0 | 0 | 0 | 0 | 0 |
| 49 Ross Ohlendorf, R (1, 1)<br>OBP: 0.080, SLG: 0.061<br>43 Jesse Chavez, R (8, 1) | | B FF 92<br>B FF 92<br>B FF 92<br>C FF 92<br>C FF 91<br>X FF 92<br>3-2 **G3** ③ | | C FF 90<br>B CU 75<br>S FF 91<br>X FF 92<br>1-2 **E4** 22 1B | | B FF 91<br>C FF 90<br>X FF 91<br>1-1 **G4-3** ② | | B SL 83<br>C FF 88<br>B SL 82<br>C FF 89<br>C FF 88<br>2-3 **K** ③ | | 3<br>1 | 0<br>0 | 0<br>0 | 0<br>0 | 0<br>0 | 0<br>1 | 0<br>0 |
| Inning Stats | R: 1<br>E: 0<br>K: 1<br>S: 13<br>H: 2<br>LOB: 2<br>BB: 1<br>P: 21 | R: 0<br>E: 0<br>K: 0<br>S: 7<br>H: 0<br>LOB: 0<br>BB: 0<br>P: 14 | R: 1<br>E: 1<br>K: 1<br>S: 16<br>H: 1<br>LOB: 2<br>BB: 1<br>P: 26 | R: 0<br>E: 1<br>K: 1<br>S: 12<br>H: 1<br>LOB: 2<br>BB: 0<br>P: 20 | R: 2<br>E: 0<br>K: 0<br>S: 7<br>H: 2<br>LOB: 0<br>BB: 1<br>P: 15 | R: 0<br>E: 0<br>K: 0<br>S: 6<br>H: 0<br>LOB: 0<br>BB: 0<br>P: 10 | R: 1<br>E: 0<br>K: 2<br>S: 14<br>H: 2<br>LOB: 1<br>BB: 0<br>P: 21 | R: 0<br>E: 0<br>K: 1<br>S: 7<br>H: 0<br>LOB: 0<br>BB: 0<br>P: 9 | | 1B: 4<br>2B: 2<br>3B: 0<br>HR: 2<br>SF: 0<br>SAC: 0<br>DP: 1<br>HBP: 0 | | | | WP: 0<br>PB: 0<br>SB: 1<br>CS: 0<br>PA: 36 | | |

BOTTOM

# Milwaukee Brewers @ Pittsburgh Pirates

PNC Park, Pittsburgh, PA

Tue Aug 18 2009, 7:05 PM EDT
Att. 12,188 - Cloudy - 78 F

livebaseballscorecards.com

| | |
|---|---|
| AB | 33 |
| R | 5 |
| H | 8 |
| RBI | 4 |
| BB | 3 |
| SO | 6 |
| LOB | 12 |

| PITCHER | | IP | WLS | BF | H | R | ER | SO | BB | IBB | HBP | BLK | WP | HR | S | P | ERA | WHIP |
|---|---|---|---|---|---|---|---|---|---|---|---|---|---|---|---|---|---|---|
| 26 Manny Parra, L<br>ERA: 6.33 | (1, 1) | 6.0 | L | 28 | 6 | 4 | 3 | 3 | 3 | 0 | 0 | 1 | 0 | 2 | 61 | 106 | 4.50 | 1.500 |
| 50 Claudio Vargas, R<br>ERA: 2.7 | (7, 1) | 1.0 | | 5 | 2 | 1 | 1 | 2 | 0 | 0 | 0 | 0 | 0 | 0 | 14 | 21 | 9.00 | 2.000 |
| 45 Mark DiFelice, R<br>ERA: 3.15 | (8, 1) | 1.0 | | 3 | 0 | 0 | 0 | 1 | 0 | 0 | 0 | 0 | 0 | 0 | 7 | 9 | 0.00 | 0.000 |

| PITCHER | IP | WLS | BF | H | R | ER | SO | BB | IBB | HBP | BLK | WP | HR | S | P | ERA | WHIP |
|---|---|---|---|---|---|---|---|---|---|---|---|---|---|---|---|---|---|

| Batter | 1 | 2 | 3 | 4 | 5 | 6 | 7 | 8 | 9 | AB | R | H | RBI | BB | SO | LOB |
|---|---|---|---|---|---|---|---|---|---|---|---|---|---|---|---|---|
| 3 Felipe Lopez, S (1, 4)<br>OBP: 0.372, SLG: 0.423 | X SI 89<br>0-0<br>25 CS 1B | | 1 SAFE<br>B CU 74<br>F SI 88<br>B CH 83<br>F SI 90<br>S FF 87<br>2-3 ③<br>K | | | X SI 89<br>0-0 ①②<br>G6-4-3<br>1-2f | | C SI 89<br>F CH 84<br>S CU 70<br>0-3 ②<br>K | | 4 | 0 | 1 | 0 | 0 | 2 | 2 |
| 25 Mike Cameron, R (1, 8)<br>OBP: 0.359, SLG: 0.447 | F<br>C CU 75<br>D CU 75<br>T SI 90<br>1-2 ①②<br>K<br>1-2 | | | B CU 73<br>S SI 88<br>C CU 76<br>B FF 91<br>F CU 77<br>X SI 91<br>2-2 ①<br>L1-4-3 | | C FF 91<br>B CU 72<br>X CU 76<br>1-1<br>8<br>1B<br>2B | | B SI 89<br>X SI 90<br>1-0<br>8 WP 1B | | 4 | 1 | 2 | 0 | 0 | 1 | 1 |
| 8 Ryan Braun, R (1, 7)<br>OBP: 0.386, SLG: 0.566 | C FF 91<br>B FF 91<br>B CH 85<br>X FF 91<br>2-1 ③<br>G5-3 | | | B CU 75<br>B FF 91<br>B SI 90<br>B FF 91<br>4-0<br>BB | | C SI 86<br>X SI 90<br>0-1<br>2-H<br>1B | | C SL 86<br>B SL 87<br>X SL 86<br>1-1 ③<br>F7<br>1-2 | | 3 | 0 | 1 | 1 | 1 | 0 | 1 |
| 28 Prince Fielder, L (1, 3)<br>OBP: 0.416, SLG: 0.599 | | C FF 90<br>F SI 89<br>B FF 91<br>X SL 82<br>1-2 ①<br>G6-3 | | S CU 76<br>S SL 80<br>B CU 77<br>F FF 92<br>1 SAFE<br>1 SAFE<br>B SL 82<br>S SI 92<br>2-3 ②<br>K | | C CU 73<br>B SL 82<br>S SL 82<br>B SL 82<br>B SL 83<br>X SL 82<br>3-2 ③<br>G1-3 | | | B CH 88<br>C SI 95<br>F SL 84<br>S SL 88<br>1-3 ①<br>K | 4 | 0 | 0 | 0 | 0 | 2 | 2 |
| 14 Casey McGehee, R (1, 5)<br>OBP: 0.360, SLG: 0.491 | | B SI 90<br>B SI 88<br>B FF 90<br>C FF 91<br>F SI 88<br>B FF 91<br>4-2<br>11<br>G5-4-3<br>BB | | F SI 85<br>B SI 88<br>F SI 91<br>X FF 92<br>1-2 ③<br>F9 | | | X SI 89<br>0-0 ①<br>G6-3 | | B FF 94<br>X FF 94<br>1-0 ②<br>F9 | 3 | 0 | 0 | 0 | 1 | 0 | 1 |
| 11 Mike Rivera, R (1, 2)<br>OBP: 0.367, SLG: 0.413 | | B SI 89<br>1 SAFE<br>C SI 89<br>F CH 84<br>X CU 75<br>1-2 ②③<br>G5-4-3<br>1-2f | | | B CU 70<br>F SI 89<br>C CH 82<br>F CU 75<br>X SI 90<br>1-2<br>16<br>G6-3<br>1B | | B SI 90<br>S CH 84<br>F CH 84<br>F CU 75<br>B FF 90<br>X SL 82<br>2-2 ②<br>P3 | | B FF 95<br>X SL 88<br>1-0 ③<br>P6 | 4 | 0 | 1 | 0 | 0 | 0 | 1 |
| 16 Jason Bourgeois, R (1, 9)<br>OBP: 0.250, SLG: 0.250 | | | C SI 86<br>F CU 73<br>F CU 74<br>F SI 90<br>B CU 75<br>F CU 75<br>X SI 90<br>1-2 ①<br>G6-3 | | C SI 90<br>B CU 75<br>X CU 76<br>1-1 ①②<br>G6-3<br>1-2f | | X SI 86<br>0-0<br>1B | | | 3 | 0 | 1 | 0 | 0 | 0 | 1 |
| 49 Yovani Gallardo, R (1, 1)<br>30 Craig Counsell, L (7, PH)<br>OBP: 0.362, SLG: 0.421<br>20 David Weathers, R (7, 1) | | | B SI 91<br>F FF 90<br>S CH 84<br>F CH 84<br>B SI 91<br>B SL 84<br>F SI 89<br>X FF 93<br>3-2 ②<br>G6-3 | | F SI 90<br>F SI 86<br>S CU 70<br>0-3 ③<br>K | | C SI 89<br>X SL 81<br>0-1 ③<br>G4-3 | | | 2<br>1<br>0 | 0<br>0<br>0 | 0<br>0<br>0 | 0<br>0<br>0 | 0<br>0<br>0 | 1<br>0<br>0 | 0<br>1<br>0 |
| 21 Alcides Escobar, R (1, 6)<br>OBP: 0.348, SLG: 0.318 | | | B SI 88<br>B SI 90<br>L SI 88<br>X SI 90<br>2-1<br>1B | | | C SI 88<br>F CH 80<br>X SI 88<br>0-2<br>3<br>G6-4-3<br>1B | | C SI 89<br>X CH 83<br>0-1 ①<br>G1-3 | | 3 | 0 | 2 | 0 | 0 | 0 | 0 |
| Inning Stats | R: 0<br>E: 0<br>K: 1<br>S: 6<br>H: 1<br>LOB: 0<br>BB: 0<br>P: 9 | R: 0<br>E: 0<br>K: 0<br>S: 8<br>H: 0<br>LOB: 0<br>BB: 1<br>P: 14 | R: 0<br>E: 0<br>K: 1<br>S: 16<br>H: 1<br>LOB: 1<br>BB: 0<br>P: 24 | R: 0<br>E: 0<br>K: 1<br>S: 11<br>H: 0<br>LOB: 1<br>BB: 1<br>P: 20 | R: 0<br>E: 0<br>K: 1<br>S: 9<br>H: 1<br>LOB: 0<br>BB: 0<br>P: 11 | R: 1<br>E: 0<br>K: 0<br>S: 11<br>H: 3<br>LOB: 1<br>BB: 0<br>P: 15 | R: 0<br>E: 0<br>K: 0<br>S: 8<br>H: 1<br>LOB: 1<br>BB: 0<br>P: 10 | R: 0<br>E: 0<br>K: 1<br>S: 8<br>H: 1<br>LOB: 1<br>BB: 0<br>P: 10 | R: 0<br>E: 0<br>K: 1<br>S: 5<br>H: 0<br>LOB: 0<br>BB: 0<br>P: 8 | 1B: 7<br>2B: 2<br>3B: 0<br>HR: 0<br>SF: 0<br>SAC: 0<br>DP: 4<br>HBP: 0 | | | | | | |

# TOP

## Milwaukee Brewers @ Pittsburgh Pirates

PNC Park, Pittsburgh, PA

Wed Aug 19 2009, 7:05 PM EDT

Att. 12,630 - Rain - 75 F

livebaseballscorecards.com

| | |
|---|---|
| AB | 31 |
| R | 1 |
| H | 8 |
| RBI | 1 |
| BB | 2 |
| SO | 6 |
| LOB | 10 |

WP: 1 PA: 33
PB: 0
SB: 0
CS: 1

| PITCHER | | IP | WLS | BF | H | R | ER | SO | BB | IBB | HBP | BLK | WP | HR | S | P | ERA | WHIP |
|---|---|---|---|---|---|---|---|---|---|---|---|---|---|---|---|---|---|---|
| 28 Paul Maholm, L<br>ERA: 4.74 | (1, 1) | 7.2 | W | 29 | 8 | 1 | 1 | 5 | 2 | 0 | 0 | 0 | 0 | 0 | 75 | 110 | 1.17 | 1.304 |
| 52 Joel Hanrahan, R<br>ERA: 6.29 | (8, 1) | 0.1 | H | 1 | 0 | 0 | 0 | 0 | 0 | 0 | 0 | 0 | 1 | 0 | 2 | 3 | 0.00 | 0.000 |
| 55 Matt Capps, R<br>ERA: 6.25 | (9, 1) | 1.0 | S | 3 | 0 | 0 | 0 | 1 | 0 | 0 | 0 | 0 | 0 | 0 | 5 | 8 | 0.00 | 0.000 |

| PITCHER | IP | WLS | BF | H | R | ER | SO | BB | IBB | HBP | BLK | WP | HR | S | P | ERA | WHIP |
|---|---|---|---|---|---|---|---|---|---|---|---|---|---|---|---|---|---|

# BOTTOM

## Milwaukee Brewers @ Pittsburgh Pirates

PNC Park, Pittsburgh, PA

Wed Aug 19 2009, 7:05 PM EDT

Att. 12,630 - Rain - 75 F

livebaseballscorecards.com

| Batter | 1 | 2 | 3 | 4 | 5 | 6 | 7 | 8 | 9 | AB | R | H | RBI | BB | SO | LOB |
|---|---|---|---|---|---|---|---|---|---|---|---|---|---|---|---|---|
| 22 Andrew McCutchen, R (1, 8)<br>OBP: 0.347, SLG: 0.465 | C FF 92<br>B SL 86<br>B FF 92<br>F FF 92<br>X FF 93<br>2-2 G1-3 ① | | B CU 79<br>C FF 91<br>C FF 91<br>C FF 91<br>X FF 92<br>2-2 24 S 24 2B 1B | | B FF 92<br>C SL 82<br>B CH 84<br>X FF 92<br>2-1 F9 ② | | X FF 88<br>0-0 G5-3 ② | | | 4 | 1 | 1 | 0 | 0 | 0 | 1 |
| 24 Delwyn Young, S (1, 4)<br>OBP: 0.368, SLG: 0.443 | C FF 93<br>B FF 93<br>C FF 92<br>F FF 93<br>B FF 93<br>X CU 81<br>2-2 G6-3 ② | | 1 SAFE<br>1 SAFE<br>B FF 91<br>B FF 91<br>B FF 90<br>C FF 90<br>S FF 90<br>X FF 91<br>3-2 46 F9 1-H 2B | | B FF 92<br>C FF 92<br>X SL 85<br>1-1 2B | | C SI 89<br>F FF 89<br>X SI 88<br>0-2 F9 ③ | | | 4 | 0 | 2 | 1 | 0 | 0 | 1 |
| 46 Garrett Jones, L (1, 3)<br>OBP: 0.365, SLG: 0.622 | B FF 93<br>B FF 92<br>B FF 93<br>C FF 92<br>B CH 84<br>4-1 15 S BB | | D CU 80<br>F FF 92<br>X FF 92<br>1-1 F9 ① 2-3 | | I IN 55<br>I IN 54<br>I IN 54<br>I IN 52<br>4-0 IBB | | | B SI 87<br>F FF 87<br>X FF 88<br>1-1 E1 15 G6-4-3 | | 2 | 0 | 0 | 0 | 2 | 0 | 1 |
| 15 Andy LaRoche, R (1, 5)<br>OBP: 0.337, SLG: 0.383 | F FF 93<br>B SL 87<br>F FF 92<br>1 SAFE<br>D CU 81<br>D CU 82<br>C FF 94<br>3-3 K 1-2 ③ | | B FF 92<br>C FF 92<br>S CU 80<br>X CU 81<br>1-2 G5-3 ② | | C FF 91<br>D CU 81<br>X FF 92<br>1-1 F7 ③ | | | 1 SAFE<br>B SL 83<br>B FF 88<br>F SL 83<br>X FF 88<br>2-1 G6-4-3 ①② 1-2f | | 4 | 0 | 0 | 0 | 0 | 1 | 5 |
| 41 Ryan Doumit, S (1, 2)<br>OBP: 0.241, SLG: 0.388 | | B CU 79<br>C FF 91<br>B FF 91<br>F SL 83<br>F FF 92<br>B SL 85<br>F CH 83<br>B FF 92<br>4-2 44 WP 5 HR BB | B CU 81<br>B FF 92<br>C FF 92<br>S CU 81<br>X CU 81<br>2-2 F8 ③ | | | B SL 83<br>X SI 91<br>1-0 G6-3 ① | | X SI 88<br>0-0 F8 ③ | | 3 | 1 | 0 | 0 | 1 | 0 | 1 |
| 85 Lastings Milledge, R (1, 7)<br>OBP: 0.260, SLG: 0.286 | | C FF 92<br>F FF 92<br>B FF 92<br>B FF 92<br>F FF 92<br>X FF 92<br>2-2 F9 ① | | F SL 88<br>S FF 91<br>B CU 80<br>F FF 91<br>X SL 82<br>1-2 P4 ① | | F FF 92<br>B FF 94<br>B FF 92<br>F FF 92<br>S FF 93<br>2-3 K ② | | | | 3 | 0 | 0 | 0 | 0 | 1 | 1 |
| 44 Brandon Moss, L (1, 9)<br>OBP: 0.304, SLG: 0.360 | | F FF 92<br>B FF 92<br>S CU 80<br>B FF 92<br>S CU 81<br>2-3 K 1-2 ② | | C SL 82<br>B SI 91<br>B CU 80<br>S SL 83<br>C FF 91<br>2-3 K ② | | C CU 80<br>B FF 93<br>B CU 80<br>S FF 92<br>C FF 93<br>2-3 K ③ | | | | 3 | 0 | 0 | 0 | 0 | 3 | 1 |
| 5 Ronny Cedeno, R (1, 6)<br>OBP: 0.237, SLG: 0.333 | | B FF 91<br>B SL 84<br>X SL 85<br>2-0 2-H HR | | B FF 92<br>X SL 83<br>1-0 F8 ③ | | | C FF 88<br>C FF 89<br>B FF 87<br>F SL 83<br>X FF 88<br>1-2 G5-3 ① | | | 3 | 1 | 1 | 2 | 0 | 0 | 0 |
| 28 Paul Maholm, L (1, 1)<br>OBP: 0.137, SLG: 0.167<br>52 Joel Hanrahan, R (8, 1)<br>55 Matt Capps, R (9, 1) | C FF 92<br>B SI 91<br>S CU 79<br>B FF 92<br>B CU 81<br>X FF 92<br>3-2 G3-1 ③ | | | | C FF 91<br>B FF 91<br>B SL 82<br>S FF 91<br>C FF 91<br>2-3 K ① | | X SI 89<br>0-0 2B | | | 3<br>0<br>0 | 0<br>0<br>0 | 1<br>0<br>0 | 0<br>0<br>0 | 0<br>0<br>0 | 1<br>0<br>0 | 0<br>0<br>0 |
| Inning Stats | R: 0<br>E: 0<br>K: 1<br>S: 11<br>H: 0<br>LOB: 1<br>BB: 1<br>P: 22 | R: 2<br>E: 0<br>K: 1<br>S: 15<br>H: 1<br>LOB: 0<br>BB: 1<br>P: 28 | R: 1<br>E: 0<br>K: 0<br>S: 14<br>H: 2<br>LOB: 1<br>BB: 0<br>P: 23 | R: 0<br>E: 0<br>K: 1<br>S: 8<br>H: 0<br>LOB: 0<br>BB: 0<br>P: 12 | R: 0<br>E: 0<br>K: 1<br>S: 9<br>H: 1<br>LOB: 2<br>BB: 1<br>P: 19 | R: 0<br>E: 0<br>K: 2<br>S: 7<br>H: 0<br>LOB: 0<br>BB: 0<br>P: 12 | R: 0<br>E: 0<br>K: 0<br>S: 9<br>H: 1<br>LOB: 1<br>BB: 0<br>P: 10 | R: 0<br>E: 1<br>K: 0<br>S: 5<br>H: 0<br>LOB: 0<br>BB: 0<br>P: 8 | | 1B: 1<br>2B: 3<br>3B: 0<br>HR: 1 | SF: 0<br>SAC: 0<br>DP: 1<br>HBP: 0 | | | WP: 1<br>PB: 0<br>SB: 2<br>CS: 0 | PA: 32 | |

| | AB | 29 |
|---|---|---|
| | R | 3 |
| | H | 5 |
| | RBI | 3 |
| | BB | 3 |
| | SO | 6 |
| | LOB | 11 |

| PITCHER | | IP | WLS | BF | H | R | ER | SO | BB | IBB | HBP | BLK | WP | HR | S | P | ERA | WHIP |
|---|---|---|---|---|---|---|---|---|---|---|---|---|---|---|---|---|---|---|
| 49 Yovani Gallardo, R<br>ERA: 3.56 | (1, 1) | 6.0 | L | 25 | 4 | 3 | 3 | 6 | 2 | 1 | 0 | 0 | 1 | 1 | 64 | 116 | 4.50 | 1.000 |
| 20 David Weathers, R<br>ERA: 3.74 | (7, 1) | 2.0 | | 7 | 1 | 0 | 0 | 0 | 0 | 0 | 0 | 0 | 0 | 0 | 14 | 18 | 0.00 | 0.500 |

| PITCHER | IP | WLS | BF | H | R | ER | SO | BB | IBB | HBP | BLK | WP | HR | S | P | ERA | WHIP |
|---|---|---|---|---|---|---|---|---|---|---|---|---|---|---|---|---|---|

| Batter | 1 | 2 | 3 | 4 | 5 | 6 | 7 | 8 | 9 | AB | R | H | RBI | BB | SO | LOB |
|---|---|---|---|---|---|---|---|---|---|---|---|---|---|---|---|---|
| 21 Chris Dickerson, L (1, 7)<br>OBP: 0.369, SLG: 0.373 | C FF 93<br>F FF 89<br>B FF 92<br>S CH 79<br>1-3 ① K | | B SI 87<br>C FF 92<br>B CH 81<br>B CH 79<br>X FF 92<br>3-1<br>19 G4-3<br>6 G5-3<br>1-2<br>1B | | C CH 81<br>B CU 77<br>B FF 88<br>B FF 92<br>B FF 92<br>4-1<br>6 G6-3<br>BB | | B SI 94<br>S CH 85<br>X CH 85<br>1-1 ②<br>G1-3<br>1-2<br>3-H | | C FF 94<br>B CH 89<br>B FF 94<br>B FF 94<br>X FF 93<br>3-1<br>6 E<br>6 DI<br>1B | 4 | 0 | 2 | 1 | 1 | 1 | 1 |
| 6 Drew Stubbs, R (1, 8)<br>OBP: 0.214, SLG: 0.462 | X FF 94<br>0-0 ② P6 | | L FF 88<br>L SI 87<br>F CU 78<br>X FF 94<br>0-2 ①<br>G5-3<br>1-2<br>2-3 | | X SI 88<br>0-0 ①②<br>G6-3<br>1-2f | | B FF 96<br>B FF 92<br>B FF 96<br>C FF 95<br>B FF 95<br>4-1<br>BB | | B FF 94<br>B FF 94<br>C FF 94<br>C FF 94<br>F SL 84<br>F FF 95<br>X SL 88<br>2-2<br>E6<br>1-3 | 4 | 0 | 0 | 0 | 1 | 0 | 4 |
| 19 Joey Votto, L (1, 3)<br>OBP: 0.388, SLG: 0.535 | F FF 89<br>B CH 80<br>S CH 79<br>F CH 78<br>S FF 94<br>1-3 ③ K | | B FF 94<br>B CH 79<br>X CH 80<br>2-0 ②<br>G4-3<br>2-3<br>3-H | | B FF 94<br>X CH 81<br>1-0 ③<br>F9 | | X CH 86<br>0-0 ③<br>G4-3 | | F SI 94<br>X FF 94<br>0-1 ③<br>G4-3 | 5 | 0 | 0 | 1 | 0 | 1 | 5 |
| 17 Laynce Nix, L (1, 9)<br>OBP: 0.306, SLG: 0.470 | | C FF 92<br>X FF 86<br>0-1<br>29 BB<br>1B | X CU 78<br>0-0 ③<br>G4-3 | | | F SI 87<br>F CH 79<br>B FF 93<br>B CU 77<br>F CU 77<br>S FF 92<br>2-3 ①<br>K | | F FF 94<br>F FF 95<br>B FF 95<br>F SL 85<br>X FF 96<br>1-2<br>15 1B<br>2B | | 4 | 0 | 2 | 0 | 0 | 1 | 1 |
| 23 Adam Rosales, R (1, 5)<br>OBP: 0.293, SLG: 0.323 | | B FF 91<br>X SL 88<br>1-0 ①<br>F7 | B CH 80<br>B CH 79<br>C FF 91<br>X FF 89<br>2-1<br>29 G6-3<br>15 BB<br>1B | | | X FF 92<br>0-0 ②<br>G6-3 | | C FF 96<br>S SL 84<br>B SL 85<br>S SL 85<br>1-3 ①<br>K | | 4 | 0 | 1 | 0 | 0 | 1 | 2 |
| 15 Drew Sutton, S (1, 4)<br>OBP: 0.222, SLG: 0.286 | | C FF 93<br>B FF 94<br>1 SAFE<br>X SL 87<br>1-1 ②<br>F7 | 1 SAFE<br>B FF 87<br>B CH 80<br>B FF 86<br>B FF 91<br>4-0<br>29 G6-3<br>1-2<br>BB | | | B FF 88<br>T FF 87<br>X CH 81<br>1-1 ③<br>F7 | | X FF 94<br>0-0<br>29 CS<br>2-3<br>1B | | 3 | 0 | 1 | 0 | 1 | 0 | 1 |
| 29 Ryan Hanigan, R (1, 2)<br>OBP: 0.364, SLG: 0.335 | | 1 SAFE<br>B FF 93<br>B FF 92<br>B FF 92<br>4-0<br>1-2<br>BB | F FF 92<br>B CU 77<br>B CH 80<br>B FF 94<br>C FF 93<br>X FF 94<br>3-2 ①<br>G6-3<br>1-2<br>2-3 | | | | B FF 92<br>C FF 93<br>X CH 80<br>1-1 ①<br>F9 | S SL 84<br>C SL 84<br>D SL 86<br>B SL 86<br>B FF 95<br>X FF 96<br>3-2 ②③<br>G4-3<br>1-2 | | 3 | 0 | 0 | 0 | 1 | 0 | 4 |
| 7 Paul Janish, R (1, 6)<br>OBP: 0.285, SLG: 0.243<br>25 Wladimir Balentien, R (9, PH)<br>OBP: 0.292, SLG: 0.359 | | B FF 92<br>X FF 93<br>1-0 ③<br>L8 | B FF 88<br>S CH 80<br>B CH 79<br>B FF 93<br>X CH 80<br>3-1 ②<br>L5 | | | | F SI 87<br>X CH 79<br>0-1<br>60 1B<br>21 G1-3<br>1B | | B CH 87<br>F CH 88<br>X CH 88<br>1-1 ①<br>G5-3 | 3<br>1 | 1<br>0 | 1<br>0 | 0<br>0 | 0<br>0 | 0<br>0 | 4<br>0 |
| 33 Micah Owings, R (1, 1)<br>OBP: 0.250, SLG: 0.520<br>46 Carlos Fisher, R (6, 1)<br>60 Kevin Barker, L (7, PH)<br>OBP: 0.250, SLG: 0.250<br>38 Kip Wells, R (7, 1)<br>OBP: 0.333, SLG: 0.333<br>31 Jonny Gomes, R (9, PH)<br>OBP: 0.351, SLG: 0.567 | | | B FF 92<br>X FF 89<br>1-0<br>6 G5-3<br>21 1B<br>19 G4-3<br>1B | S CH 80<br>B FF 94<br>F CH 79<br>X FF 94<br>1-2 ③<br>G6-3 | | | S FF 93<br>F FF 86<br>B FF 94<br>X FF 93<br>1-2<br>21 G1-3<br>1-3<br>1B | | B SL 84<br>S FF 94<br>S FF 93<br>F FF 94<br>B SL 88<br>X SL 87<br>2-2 ②<br>F7 | 2<br>0<br>1<br>0<br>1 | 1<br>0<br>0<br>0<br>0 | 1<br>0<br>1<br>0<br>0 | 0<br>0<br>0<br>0<br>0 | 0<br>0<br>0<br>0<br>0 | 0<br>0<br>0<br>0<br>0 | 2<br>0<br>0<br>0<br>0 |
| Inning Stats | R: 0<br>E: 0<br>K: 2<br>S: 8<br>H: 0<br>LOB: 0<br>BB: 0<br>P: 10 | R: 0<br>E: 0<br>K: 0<br>S: 6<br>H: 1<br>LOB: 2<br>BB: 1<br>P: 13 | R: 1<br>E: 0<br>K: 0<br>S: 9<br>H: 2<br>LOB: 1<br>BB: 0<br>P: 15 | R: 0<br>E: 0<br>K: 0<br>S: 10<br>H: 1<br>LOB: 2<br>BB: 1<br>P: 23 | R: 0<br>E: 0<br>K: 0<br>S: 3<br>H: 0<br>LOB: 0<br>BB: 1<br>P: 8 | R: 0<br>E: 0<br>K: 1<br>S: 7<br>H: 0<br>LOB: 0<br>BB: 0<br>P: 10 | R: 1<br>E: 0<br>K: 0<br>S: 11<br>H: 2<br>LOB: 2<br>BB: 1<br>P: 18 | R: 0<br>E: 0<br>K: 1<br>S: 11<br>H: 2<br>LOB: 1<br>BB: 0<br>P: 16 | R: 0<br>E: 1<br>K: 0<br>S: 15<br>H: 1<br>LOB: 2<br>BB: 0<br>P: 23 | 1B: 8<br>2B: 1<br>3B: 0<br>HR: 0 | SF: 0<br>SAC: 0<br>DP: 1<br>HBP: 0 | | | WP: 0<br>PB: 0<br>SB: 0<br>CS: 1 | PA: 39 | | |

| PITCHER | IP | WLS | BF | H | R | ER | SO | BB | IBB | HBP | BLK | WP | HR | S | P | ERA | WHIP |
|---|---|---|---|---|---|---|---|---|---|---|---|---|---|---|---|---|---|
| 37 Charlie Morton, R (1, 1)<br>ERA: 5.21 | 6.1 | W | 27 | 6 | 2 | 2 | 3 | 3 | 0 | 0 | 0 | 0 | 0 | 50 | 88 | 2.84 | 1.421 |
| 43 Jesse Chavez, R (7, 1)<br>ERA: 3.78 | 0.2 | H | 3 | 0 | 0 | 0 | 0 | 1 | 0 | 0 | 0 | 0 | 0 | 4 | 9 | 0.00 | 1.500 |
| 52 Joel Hanrahan, R (8, 1)<br>ERA: 6.16 | 1.0 | H | 4 | 2 | 0 | 0 | 1 | 0 | 0 | 0 | 0 | 0 | 0 | 11 | 16 | 0.00 | 2.000 |
| 55 Matt Capps, R<br>ERA: 6.1 | 1.0 | S | 5 | 1 | 0 | 0 | 0 | 0 | 0 | 0 | 0 | 0 | 0 | 15 | 23 | 0.00 | 1.000 |

| PITCHER | IP | WLS | BF | H | R | ER | SO | BB | IBB | HBP | BLK | WP | HR | S | P | ERA | WHIP |
|---|---|---|---|---|---|---|---|---|---|---|---|---|---|---|---|---|---|

# Cincinnati Reds @ Pittsburgh Pirates

PNC Park, Pittsburgh, PA

Fri Aug 21 2009, 7:05 PM EDT
Att. 22,725 - Partly Cloudy - 79 F

TOP

livebaseballscorecards.com

| | |
|---|---|
| AB | 35 |
| R | 2 |
| H | 9 |
| RBI | 2 |
| BB | 4 |
| SO | 4 |
| LOB | 24 |

# BOTTOM

## Cincinnati Reds @ Pittsburgh Pirates

PNC Park, Pittsburgh, PA

Fri Aug 21 2009, 7:05 PM EDT

Att. 22,725 - Partly Cloudy - 79 F

livebaseballscorecards.com

| Batter | 1 | 2 | 3 | 4 | 5 | 6 | 7 | 8 | 9 | AB | R | H | RBI | BB | SO | LOB |
|---|---|---|---|---|---|---|---|---|---|---|---|---|---|---|---|---|
| 22 Andrew McCutchen, R (1, 8)<br>OBP: 0.345, SLG: 0.469 | B FF 89<br>B FF 87<br>B FF 88<br>C FF 88<br>C FF 87<br>F FF 90<br>F FF 88<br>F FF 89<br>X FC 85<br>3-2 ① P3 | | B FF 88<br>B CH 76<br>X FF 86<br>2-0 ② FC1-4 24 BB 46 HR<br>1-2f | | C SL 78<br>B FC 88<br>C CH 74<br>X SL 75<br>1-2 24 SF9 3B | | | B SL 84<br>C SI 93<br>X SL 86<br>1-1 ① F7 | | 4 | 2 | 1 | 0 | 0 | 0 | 1 |
| 24 Delwyn Young, S (1, 4)<br>OBP: 0.366, SLG: 0.439 | C FF 87<br>B FF 88<br>S FF 88<br>B FF 88<br>B CH 74<br>X FF 89<br>3-2 ② G6-3 | | 1 SAFE<br>B FC 86<br>1 SAFE<br>B FC 86<br>C FF 87<br>1 SAFE<br>F FC 85<br>B FF 86<br>B FF 87<br>4-2 46 HR<br>1-2 BB | | B FF 86<br>F FF 87<br>F CH 76<br>F FC 86<br>X FF 87<br>1-2 ② SF9<br>3-H | | | X SL 85<br>0-0 ② P4 | | 2 | 1 | 0 | 1 | 1 | 0 | 0 |
| 46 Garrett Jones, L (1, 9)<br>OBP: 0.362, SLG: 0.631 | B FF 88<br>F FF 88<br>B FC 87<br>B FF 88<br>C FF 87<br>F FF 88<br>C FC 88<br>3-3 ③ K | | F CH 79<br>B FC 85<br>F CH 77<br>X FC 87<br>1-2 1-H 2-H HR | | B FF 87<br>C FF 87<br>X CH 76<br>1-1 ③ G3 | | | C FF 93<br>B SI 94<br>B SI 94<br>F SI 94<br>B SI 95<br>F SI 94<br>F SI 94<br>S SI 95<br>3-3 ③ K2-3 | | 4 | 1 | 1 | 3 | 0 | 2 | 0 |
| 15 Andy LaRoche, R (1, 5)<br>OBP: 0.335, SLG: 0.380 | | C FF 88<br>F SL 79<br>F FF 87<br>B FC 87<br>B FF 87<br>X FF 88<br>2-2 ① G6-3 | B FF 88<br>X SL 80<br>1-0 ③ F7 | | | B FF 93<br>B FC 92<br>C SI 92<br>X SI 92<br>2-1 ① G6-3 | | | | 3 | 0 | 0 | 0 | 0 | 0 | 0 |
| 41 Ryan Doumit, S (1, 2)<br>OBP: 0.237, SLG: 0.381 | | C FC 87<br>B FF 86<br>X SL 78<br>1-1 ② F8 | | B SL 79<br>X FF 86<br>1-0 ① L9 | | C SL 84<br>B FF 93<br>B SL 82<br>F FC 93<br>B SL 85<br>F FF 93<br>F FF 94<br>S FF 95<br>3-3 ② K | | | | 3 | 0 | 0 | 0 | 0 | 1 | 0 |
| 85 Lastings Milledge, R (1, 7)<br>OBP: 0.273, SLG: 0.330 | | C FC 87<br>X SL 81<br>0-1 1B | | X FC 85<br>0-0 HR | | C FC 94<br>B FF 95<br>C SL 84<br>S SL 86<br>1-3 ③ K2-3 | | | | 3 | 1 | 2 | 1 | 0 | 1 | 0 |
| 51 Steve Pearce, R (1, 3)<br>OBP: 0.302, SLG: 0.365 | | B FF 87<br>1 SAFE<br>B FF 85<br>B FC 86<br>1 SAFE<br>C FF 86<br>X FF 86<br>3-1 ③ F7 | | C FF 87<br>F FF 88<br>F FC 88<br>B SL 81<br>X FF 88<br>1-2 ② P4 | | | S FF 93<br>F SL 85<br>C FF 95<br>0-3 ① K | | | 3 | 0 | 0 | 0 | 0 | 1 | 1 |
| 5 Ronny Cedeno, R (1, 6)<br>OBP: 0.234, SLG: 0.329 | | | C FF 88<br>F FF 88<br>B FF 87<br>B FF 88<br>B FC 88<br>F FF 86<br>F FC 84<br>X FF 86<br>3-2 ① L6 | B FC 86<br>C SL 80<br>B CH 77<br>X FC 87<br>2-1 ③ P4 | | | | S SI 94<br>B SL 87<br>F SI 94<br>B FF 95<br>F SI 94<br>X SI 94<br>2-2 ② G5-3 | | 3 | 0 | 0 | 0 | 0 | 0 | 0 |
| 37 Charlie Morton, R (1, 1)<br>OBP: 0.176, SLG: 0.176<br>43 Jesse Chavez, R (7, 1)<br>44 Brandon Moss, L (7, PH)<br>OBP: 0.304, SLG: 0.359<br>52 Joel Hanrahan, R (8, 1)<br>55 Matt Capps, R (9, 1) | | | C FF 86<br>B FF 89<br>X FF 87<br>1-1 22 FC1-4 1B | | B FF 88<br>C FF 87<br>C FF 88<br>B FF 87<br>X FC 87<br>2-2 ① G4-3 | | | B SI 94<br>F SI 94<br>F SL 86<br>B SI 94<br>S SI 94<br>2-3 ③ K | | 2<br>0<br>1<br>0<br>0 | 0<br>0<br>0<br>0<br>0 | 1<br>0<br>0<br>0<br>0 | 0<br>0<br>0<br>0<br>0 | 0<br>0<br>1<br>0<br>0 | 0<br>0<br>0<br>0<br>0 | 0<br>0<br>0<br>0<br>0 |
| Inning Stats | R: 0<br>E: 0<br>K: 1<br>S: 13<br>H: 0<br>LOB: 0<br>BB: 0<br>P: 22 | R: 0<br>E: 0<br>K: 0<br>S: 10<br>H: 1<br>LOB: 1<br>BB: 0<br>P: 16 | R: 3<br>E: 0<br>K: 0<br>S: 14<br>H: 2<br>LOB: 0<br>BB: 1<br>P: 26 | R: 1<br>E: 0<br>K: 0<br>S: 8<br>H: 1<br>LOB: 0<br>BB: 0<br>P: 12 | R: 1<br>E: 0<br>K: 0<br>S: 12<br>H: 1<br>LOB: 0<br>BB: 0<br>P: 17 | R: 0<br>E: 0<br>K: 2<br>S: 10<br>H: 0<br>LOB: 0<br>BB: 0<br>P: 16 | R: 0<br>E: 0<br>K: 2<br>S: 10<br>H: 0<br>LOB: 0<br>BB: 0<br>P: 14 | R: 0<br>E: 0<br>K: 1<br>S: 8<br>H: 0<br>LOB: 0<br>BB: 0<br>P: 12 | | 1B: 2<br>2B: 0<br>3B: 1<br>HR: 2<br>SF: 1<br>SAC: 0<br>DP: 0<br>HBP: 0 | | | | | WP: 0<br>PB: 0<br>SB: 0<br>CS: 0 | PA: 30 |

| | AB | 28 |
|---|---|---|
| | R | 5 |
| | H | 5 |
| | RBI | 5 |
| | BB | 1 |
| | SO | 6 |
| | LOB | 2 |

| PITCHER | | IP | WLS | BF | H | R | ER | SO | BB | IBB | HBP | BLK | WP | HR | S | P | ERA | WHIP |
|---|---|---|---|---|---|---|---|---|---|---|---|---|---|---|---|---|---|---|
| 33 Micah Owings, R<br>ERA: 5.52 | (1, 1) | 5.0 | L | 21 | 5 | 5 | 5 | 1 | 1 | 0 | 0 | 0 | 0 | 2 | 57 | 93 | 9.00 | 1.200 |
| 46 Carlos Fisher, R<br>ERA: 2.81 | (6, 1) | 1.0 | | 3 | 0 | 0 | 0 | 2 | 0 | 0 | 0 | 0 | 0 | 0 | 10 | 16 | 0.00 | 0.000 |
| 38 Kip Wells, R<br>ERA: 5.91 | (7, 1) | 2.0 | | 6 | 0 | 0 | 0 | 3 | 0 | 0 | 0 | 0 | 0 | 0 | 18 | 26 | 0.00 | 0.000 |

| PITCHER | IP | WLS | BF | H | R | ER | SO | BB | IBB | HBP | BLK | WP | HR | S | P | ERA | WHIP |
|---|---|---|---|---|---|---|---|---|---|---|---|---|---|---|---|---|---|

| Batter | 1 | 2 | 3 | 4 | 5 | 6 | 7 | 8 | 9 | AB | R | H | RBI | BB | SO | LOB |
|---|---|---|---|---|---|---|---|---|---|---|---|---|---|---|---|---|
| 6 Drew Stubbs, R (1, 8)<br>OBP: 0.167, SLG: 0.353 | C SI 91<br>X SI 90<br>0-1<br>G6-3 | | B SI 90<br>X SI 90<br>2-0<br>G6-3 | | C SI 90<br>B CH 82<br>F CH 82<br>F SI 90<br>F CU 76<br>B CH 81<br>B SI 90<br>X SI 90<br>3-2<br>G1-3 | | X SI 89<br>0-0<br>F9 | | | 4 | 0 | 0 | 0 | 0 | 0 | 2 |
| 23 Adam Rosales, R (1, 5)<br>OBP: 0.288, SLG: 0.317 | B SI 92<br>X SI 86<br>1-0<br>G6-3 | | | B CU 76<br>C CU 76<br>C FF 90<br>B SL 79<br>X FF 90<br>2-2<br>F8 | | B SI 87<br>B CH 81<br>B SI 88<br>C FF 88<br>X SI 89<br>3-1<br>G4-3 | B CH 82<br>B CH 82<br>X SI 88<br>2-0<br>F8 | | | 4 | 0 | 0 | 0 | 0 | 0 | 2 |
| 19 Joey Votto, L (1, 3)<br>OBP: 0.389, SLG: 0.535<br>60 Kevin Barker, L (8, 3)<br>OBP: 0.250, SLG: 0.250 | S FF 92<br>B FF 91<br>S SL 83<br>F SL 84<br>B CU 77<br>F SL 82<br>F SI 92<br>X SL 83<br>2-2<br>1B | | | C SI 92<br>B CU 77<br>X CU 76<br>1-1<br>31<br>1B<br>25<br>1B | | X SI 91<br>0-0<br>G4-3 | | F SI 91<br>C SI 92<br>F SI 81<br>F SI 92<br>X SL 81<br>0-2<br>F7 | | 4<br>0 | 1<br>0 | 2<br>0 | 0<br>0 | 0<br>0 | 0<br>0 | 0<br>0 |
| 4 Brandon Phillips, R (1, 4)<br>OBP: 0.320, SLG: 0.445 | B CH 84<br>B CH 84<br>F SI 91<br>X SI 91<br>2-1<br>G4-3 | | | C CH 84<br>F CU 77<br>F SI 90<br>S CH 82<br>0-3<br>K | | X SI 90<br>0-0<br>31<br>1B<br>2B | | F SI 91<br>C SI 91<br>C SI 91<br>0-3<br>K | | 4 | 1 | 1 | 0 | 0 | 2 | 2 |
| 31 Jonny Gomes, R (1, 9)<br>OBP: 0.359, SLG: 0.571 | | B SI 90<br>B CH 84<br>X SI 90<br>2-0<br>G4-3 | | 1 SAFE<br>S CH 83<br>X CH 83<br>0-1<br>25<br>1B<br>1-3<br>1B | | C CU 74<br>X FF 89<br>0-1<br>2-H<br>1B | | F SI 92<br>B SI 90<br>B SL 79<br>X SI 92<br>2-1<br>1B | | 4 | 0 | 3 | 1 | 0 | 0 | 0 |
| 25 Wladimir Balentien, R (1, 7)<br>OBP: 0.291, SLG: 0.357 | | B SI 90<br>S CH 84<br>S CH 83<br>B FF 91<br>B CU 75<br>X SI 90<br>3-2<br>G6-3 | | F CU 76<br>X SI 90<br>0-1<br>1-2<br>3-H<br>1B | | C CH 83<br>B SI 89<br>B SI 82<br>X CH 82<br>2-1<br>F7 | | F SI 91<br>X SL 80<br>0-1<br>G5-3 | | 4 | 0 | 1 | 1 | 0 | 0 | 2 |
| 29 Ryan Hanigan, R (1, 2)<br>OBP: 0.364, SLG: 0.335<br>30 Craig Tatum, R (8, 2)<br>OBP: 0.227, SLG: 0.132 | | B SI 90<br>B SI 90<br>C SI 89<br>X SI 85<br>2-1<br>G4-3 | | C SI 90<br>B CU 76<br>C FF 89<br>D CU 76<br>F FF 90<br>B FF 89<br>X FF 89<br>3-2<br>G6-3 | | | B SI 88<br>B CH 81<br>B SI 88<br>C FF 88<br>C SI 89<br>X FF 88<br>3-2<br>33<br>1B<br>1B | | C FF 95<br>F FF 95<br>X FF 95<br>0-2<br>L1 | 3<br>1 | 0<br>0 | 1<br>0 | 0<br>0 | 0<br>0 | 0<br>0 | 2<br>0 |
| 7 Paul Janish, R (1, 6)<br>OBP: 0.276, SLG: 0.235 | | | C SI 89<br>B SI 89<br>S CH 83<br>X FF 90<br>1-2<br>F8 | | X SI 87<br>0-0<br>G3 | | B SI 88<br>X SI 89<br>1-0<br>F9 | | B FF 96<br>B FF 95<br>F FF 95<br>X FF 96<br>2-1<br>P2 | 4 | 0 | 0 | 0 | 0 | 0 | 1 |
| 62 Justin Lehr, R (1, 1)<br>OBP: 0.182, SLG: 0.273<br>46 Carlos Fisher, R (6, 1)<br>33 Micah Owings, R (7, PH)<br>OBP: 0.264, SLG: 0.529<br>52 Daniel Herrera, L (7, 1)<br>51 Jared Burton, R (7, 1)<br>17 Laynce Nix, L (9, PH)<br>OBP: 0.304, SLG: 0.468 | | | X SI 89<br>0-0<br>G4-3 | | C SI 88<br>C CU 74<br>B CU 74<br>C SI 90<br>1-3<br>K | | X SI 89<br>0-0<br>1-2<br>1B | | C FF 96<br>B FF 96<br>F FF 94<br>B CU 83<br>X CU 84<br>2-2<br>G1-3 | 2<br>0<br>0<br>1<br>0<br>0<br>1 | 0<br>0<br>0<br>0<br>0<br>0<br>0 | 0<br>0<br>0<br>1<br>0<br>0<br>0 | 0<br>0<br>0<br>0<br>0<br>0<br>0 | 1<br>0<br>0<br>0<br>0<br>0<br>0 | 0<br>0<br>0<br>0<br>0<br>0<br>0 | 0<br>0<br>0<br>0<br>0<br>0<br>0 |
| Inning Stats | R: 0<br>E: 0<br>K: 0<br>S: 11<br>H: 1<br>LOB: 1<br>BB: 0<br>P: 16 | R: 0<br>E: 0<br>K: 0<br>S: 6<br>H: 0<br>LOB: 0<br>BB: 0<br>P: 13 | R: 0<br>E: 0<br>K: 0<br>S: 5<br>H: 0<br>LOB: 0<br>BB: 0<br>P: 8 | R: 1<br>E: 0<br>K: 1<br>S: 17<br>H: 3<br>LOB: 2<br>BB: 0<br>P: 23 | R: 0<br>E: 0<br>K: 1<br>S: 9<br>H: 0<br>LOB: 0<br>BB: 0<br>P: 13 | R: 1<br>E: 0<br>K: 0<br>S: 8<br>H: 2<br>LOB: 1<br>BB: 0<br>P: 13 | R: 0<br>E: 0<br>K: 0<br>S: 7<br>H: 2<br>LOB: 2<br>BB: 0<br>P: 13 | R: 0<br>E: 0<br>K: 1<br>S: 12<br>H: 1<br>LOB: 1<br>BB: 0<br>P: 14 | R: 0<br>E: 0<br>K: 0<br>S: 8<br>H: 0<br>LOB: 0<br>BB: 0<br>P: 12 | 1B: 8<br>2B: 1<br>3B: 0<br>HR: 0 | SF: 0<br>SAC: 0<br>DP: 0<br>HBP: 0 | | | | | WP: 0<br>PB: 0<br>SB: 0<br>CS: 0 | PA: 36 |

| PITCHER | | IP | WLS | BF | H | R | ER | SO | BB | IBB | HBP | BLK | WP | HR | S | P | ERA | WHIP |
|---|---|---|---|---|---|---|---|---|---|---|---|---|---|---|---|---|---|---|
| 57 Zach Duke, L<br>ERA: 3.38 | (1, 1) | 7.0 | W | 29 | 8 | 2 | 2 | 2 | 0 | 0 | 0 | 0 | 0 | 0 | 63 | 99 | 2.57 | 1.143 |
| 32 Phil Dumatrait, L<br>ERA: | (8, 1) | 1.0 | | 4 | 1 | 0 | 0 | 1 | 0 | 0 | 0 | 0 | 0 | 0 | 12 | 14 | 0.00 | 1.000 |
| 54 Denny Bautista, R<br>ERA: | (9, 1) | 1.0 | | 3 | 0 | 0 | 0 | 0 | 0 | 0 | 0 | 0 | 0 | 0 | 8 | 12 | 0.00 | 0.000 |

| PITCHER | IP | WLS | BF | H | R | ER | SO | BB | IBB | HBP | BLK | WP | HR | S | P | ERA | WHIP |
|---|---|---|---|---|---|---|---|---|---|---|---|---|---|---|---|---|---|

# TOP

# Cincinnati Reds @ Pittsburgh Pirates

PNC Park, Pittsburgh, PA

Sat Aug 22 2009, 7:05 PM EDT
Att. 32,570 - Partly Cloudy - 78 F

livebaseballscorecards.com

| | |
|---|---|
| AB | 36 |
| R | 2 |
| H | 9 |
| RBI | 2 |
| BB | 0 |
| SO | 3 |
| LOB | 11 |

# BOTTOM

## Cincinnati Reds @ Pittsburgh Pirates

PNC Park, Pittsburgh, PA

Sat Aug 22 2009, 7:05 PM EDT
Att. 32,570 - Partly Cloudy - 78 F

livebaseballscorecards.com

| Batter | 1 | 2 | 3 | 4 | 5 | 6 | 7 | 8 | 9 | AB | R | H | RBI | BB | SO | LOB |
|---|---|---|---|---|---|---|---|---|---|---|---|---|---|---|---|---|
| 22 Andrew McCutchen, R (1, 8)<br>OBP: 0.350, SLG: 0.467 | C SI 84<br>B CU 71<br>B CH 78<br>X FC 84<br>2-1 G6-3 ① | C FF 85<br>B CH 79<br>X CH 79<br>1-1 24 BB / 46 1B / 1B | | F SL 80<br>X CU 72<br>0-1 F7 ② | | B SL 82<br>B SL 83<br>S FC 92<br>B FF 93<br>B FF 94<br>4-1 46 2B / BB | B CH 78<br>B CH 78<br>B SI 84<br>B SI 84<br>4-0 24 G4-6-3 / BB<br>1-2<br>2-3<br>3-H | | | 3 | 2 | 1 | 1 | 2 | 0 | 1 |
| 24 Delwyn Young, S (1, 4)<br>OBP: 0.367, SLG: 0.436<br>32 Phil Dumatrait, R (8, 1)<br>54 Denny Bautista, R (9, 1) | C FF 85<br>C CU 72<br>X CU 70<br>0-2 46 1B / 15 1B / 1B | B FF 86<br>B FF 85<br>F CH 80<br>1 SAFE<br>1 SAFE<br>B FF 86<br>B FF 86<br>4-1 46 1B / 1-2 / BB | | X CH 80<br>0-0 P4 ③ | | C SI 92<br>F SL 81<br>S FF 94<br>0-3 K ② | C FF 94<br>X CH 86<br>0-1 G4-6-3 ①②<br>1-2f<br>2-3<br>3-H | | | 4<br>0<br>0 | 1<br>0<br>0 | 1<br>0<br>0 | 0<br>0<br>0 | 1<br>0<br>0 | 1<br>0<br>0 | 5<br>0<br>0 |
| 46 Garrett Jones, L (1, 9)<br>OBP: 0.368, SLG: 0.636 | X FF 86<br>0-0 15 1B / 41 FC1-6 / 1B<br>1-2 | F FF 87<br>C CU 72<br>X FF 88<br>0-2 ③<br>1-3<br>2-H / 1B | | | X CH 78<br>0-0 G1-3 ① | D SI 93<br>X SI 92<br>1-0 1-H<br>2-H / 2B | B FF 93<br>C FC 92<br>F FF 94<br>B FF 93<br>B CH 88<br>F FF 93<br>S FF 93<br>3-3 K ③ | | | 5 | 1 | 3 | 3 | 0 | 1 | 1 |
| 15 Andy LaRoche, R (1, 5)<br>OBP: 0.336, SLG: 0.378 | C FF 86<br>D CH 80<br>B FC 83<br>B FF 86<br>F FF 86<br>F FC 84<br>X FF 86<br>3-2 41 FC1-6<br>1-3<br>2-H / 1B | | C SL 79<br>X CU 71<br>0-1 F9 ① | | B SL 77<br>C SI 86<br>B FF 86<br>B SI 86<br>B SI 86<br>4-1 41 WP / 41 HR / BB | B FF 93<br>C SL 82<br>X SL 81<br>1-1 G4-3 ③ | | B FF 91<br>C FF 92<br>S FF 92<br>B SL 85<br>F FF 93<br>F FC 92<br>X FF 92<br>2-2 G6-3 ① | | 4 | 1 | 1 | 1 | 1 | 0 | 1 |
| 41 Ryan Doumit, S (1, 2)<br>OBP: 0.247, SLG: 0.410 | B CU 70<br>1 SAFE<br>F SI 86<br>S CH 80<br>X CU 72<br>1-2 FC1-6 85 S / 85 1B ②<br>1-2f<br>3-H | | C CU 71<br>X FC 86<br>0-1 2B | | 1 SAFE<br>C SI 86<br>B CU 74<br>B CU 71<br>X CH 80<br>2-1 1-H / HR | | B SI 85<br>F CH 74<br>F SC 68<br>F SC 64<br>B SI 86<br>X CH 76<br>2-2 85 2B / 51 1B / 1B | F FF 91<br>B CH 88<br>F FF 92<br>F SL 84<br>B FC 92<br>F SL 82<br>B FC 92<br>S FC 92<br>3-3 K ② | | 5 | 3 | 3 | 3 | 0 | 1 | 1 |
| 85 Lastings Milledge, R (1, 7)<br>OBP: 0.279, SLG: 0.343 | B SL 79<br>X FF 87<br>1-0 1-H / 1B | | C SL 79<br>F CH 81<br>X FF 87<br>0-2 F8 ② | | X SL 79<br>0-0 F9 ② | | S CH 76<br>B SC 67<br>X SI 85<br>1-1 51 1B / 1-3 / 2B | S SL 84<br>S SL 83<br>B SL 83<br>F FF 91<br>B SL 84<br>F FC 92<br>B FF 92<br>F FC 91<br>T FC 92<br>3-2 K ③ | | 5 | 1 | 2 | 1 | 0 | 1 | 1 |
| 51 Steve Pearce, R (1, 3)<br>OBP: 0.300, SLG: 0.360 | 1 SAFE<br>1 SAFE<br>C SI 86<br>X FC 84<br>0-1 G4-3 ③ | | B FC 84<br>F FC 84<br>B CU 73<br>B CH 80<br>X SL 79<br>3-1 G5-3 ③ | | X FC 84<br>0-0 F7 ③ | | F CH 77<br>X SC 68<br>0-1 10 BB / 36 E / 22 BB / 1B<br>2-H<br>3-H | | | 4 | 1 | 1 | 2 | 0 | 0 | 2 |
| 36 Luis Alfonso Cruz, R (1, 6)<br>OBP: 0.278, SLG: 0.250 | | C SL 78<br>X FF 84<br>0-1 F8 ① | | X SL 79<br>0-0 F9 ① | | B FF 92<br>X FF 91<br>1-0 57 SH1 / 46 2B / 1B | C SL 76<br>B CH 77<br>X CH 77<br>1-1 E5 22 BB / 10 BB / 24 G4-6-3<br>1-2 | | | 4 | 2 | 1 | 0 | 0 | 0 | 1 |
| 57 Zach Duke, L (1, 1)<br>OBP: 0.240, SLG: 0.239<br>10 Brian Bixler, R (7, PH)<br>OBP: 0.259, SLG: 0.320 (8, 4) | | B FF 85<br>C SI 85<br>B CH 79<br>X FF 85<br>2-1 L9 ② | | B FF 85<br>B FF 84<br>C FF 85<br>B FF 85<br>C FF 85<br>B FF 85<br>4-2 BB | | B SI 89<br>X SI 91<br>1-0 SH1 ①<br>1-2 | B SI 86<br>B CH 76<br>F CH 76<br>B SC 68<br>B SI 85<br>4-1 24 G4-6-3 / 22 BB<br>1-2<br>2-3 / BB | | | 1<br>0 | 0<br>0 | 0<br>0 | 0<br>0 | 1<br>1 | 0<br>0 | 0<br>0 |
| Inning Stats | R: 3<br>E: 0<br>K: 0<br>S: 16<br>H: 4<br>LOB: 1<br>BB: 0<br>P: 23 | R: 1<br>E: 0<br>K: 0<br>S: 10<br>H: 2<br>LOB: 2<br>BB: 1<br>P: 17 | R: 0<br>E: 0<br>K: 0<br>S: 9<br>H: 1<br>LOB: 1<br>BB: 0<br>P: 12 | R: 0<br>E: 0<br>K: 0<br>S: 6<br>H: 0<br>LOB: 1<br>BB: 1<br>P: 10 | R: 2<br>E: 0<br>K: 0<br>S: 6<br>H: 1<br>LOB: 0<br>BB: 1<br>P: 12 | R: 2<br>E: 0<br>K: 1<br>S: 9<br>H: 2<br>LOB: 1<br>BB: 1<br>P: 17 | R: 4<br>E: 1<br>K: 1<br>S: 17<br>H: 3<br>LOB: 1<br>BB: 2<br>P: 32 | R: 0<br>E: 0<br>K: 2<br>S: 16<br>H: 0<br>LOB: 0<br>BB: 0<br>P: 24 | | 1B: 9<br>2B: 3<br>3B: 0<br>HR: 1<br>SF: 0<br>SAC: 1<br>DP: 1<br>HBP: 0 | | | | WP: 1<br>PB: 0<br>SB: 1<br>CS: 0<br>PA: 42 | | |

| | AB | 35 |
|---|---|---|
| | R | 12 |
| | H | 13 |
| | RBI | 11 |
| | BB | 6 |
| | SO | 4 |
| | LOB | 13 |

| PITCHER | | IP | WLS | BF | H | R | ER | SO | BB | IBB | HBP | BLK | WP | HR | S | P | ERA | WHIP |
|---|---|---|---|---|---|---|---|---|---|---|---|---|---|---|---|---|---|---|
| 62 Justin Lehr, R<br>ERA: 3.77 | (1, 1) | 5.0 | L | 25 | 8 | 6 | 6 | 0 | 3 | 0 | 0 | 0 | 1 | 1 | 47 | 74 | 10.80 | 2.200 |
| 46 Carlos Fisher, R<br>ERA: 3.16 | (6, 1) | 1.0 | | 6 | 2 | 2 | 2 | 1 | 1 | 0 | 0 | 0 | 0 | 0 | 9 | 17 | 18.00 | 3.000 |
| 52 Daniel Herrera, L<br>ERA: 2.74 | (7, 1) | 0.0 | | 6 | 3 | 4 | 2 | 0 | 2 | 0 | 0 | 0 | 0 | 0 | 11 | 23 | ∞ | ∞ |
| 51 Jared Burton, R<br>ERA: 5.11 | (7, 1) | 2.0 | | 5 | 0 | 0 | 0 | 3 | 0 | 0 | 0 | 0 | 0 | 0 | 22 | 33 | 0.00 | 0.000 |

| PITCHER | IP | WLS | BF | H | R | ER | SO | BB | IBB | HBP | BLK | WP | HR | S | P | ERA | WHIP |
|---|---|---|---|---|---|---|---|---|---|---|---|---|---|---|---|---|---|

| Batter | 1 | 2 | 3 | 4 | 5 | 6 | 7 | 8 | 9 | AB | R | H | RBI | BB | SO | LOB |
|---|---|---|---|---|---|---|---|---|---|---|---|---|---|---|---|---|
| 21 Chris Dickerson, L (1, 8)<br>OBP: 0.373, SLG: 0.375<br>6 Drew Stubbs, R (3, 8)<br>OBP: 0.190, SLG: 0.400 | X SI 92<br>0-0<br>7 S<br>4 1B<br>1B | | C SI 92<br>B CU 80<br>C FF 92<br>B CU 80<br>F CU 80<br>B FF 94<br>B FF 92<br>4-2<br>7 1B<br>BB | | B FF 93<br>F SI 87<br>B CU 78<br>X SI 90<br>2-1<br>19 1B<br>2B | C FF 91<br>T FF 92<br>F FF 91<br>F CH 84<br>B CH 85<br>F FF 92<br>X CH 85<br>1-2 ③<br>F8 | | | C FF 95<br>B FF 95<br>C FF 96<br>S SL 86<br>1-3 ①<br>K | 1<br>3 | 1<br>1 | 1<br>1 | 0<br>0 | 1<br>1 | 0<br>0 | 0<br>2 |
| 7 Paul Janish, R (1, 6)<br>OBP: 0.288, SLG: 0.252 | 1 SAFE<br>1 SAFE<br>C SI 91<br>L SI 93<br>B CU 80<br>B CU 79<br>X SI 93<br>2-2 ①<br>G1-3<br>1-2 | | C CU 80<br>F SI 91<br>B CU 81<br>1 SAFE<br>B SI 92<br>F SI 93<br>1 SAFE<br>1 SAFE<br>X FF 94<br>2-2 ①<br>1-2<br>1B | | B CU 80<br>B SI 91<br>L SI 93<br>L SI 91<br>F CU 79<br>X SL 89<br>2-2 ①<br>G5-3 | | C FF 96<br>X FF 91<br>0-1<br>19 1B<br>4 FC4<br>2B | | F FF 95<br>F FF 96<br>B SL 86<br>F SL 85<br>F FF 96<br>B SL 85<br>B SL 84<br>F FF 95<br>B FF 96<br>4-2<br>4 1B<br>19 WP<br>BB | 4 | 1 | 2 | 0 | 1 | 0 | 2 |
| 19 Joey Votto, L (1, 3)<br>OBP: 0.392, SLG: 0.535 | C SI 92<br>F SL 88<br>B FF 94<br>B FF 94<br>S CU 81<br>2-3 ②<br>K | | B SI 91<br>T SI 87<br>B FF 94<br>B CU 80<br>X SI 92<br>3-1 ②<br>F7 | | F SI 86<br>X FF 94<br>0-1<br>2-H<br>1B | | F CH 85<br>X CH 85<br>0-1<br>4 FC4<br>2-3<br>1B | | B FF 95<br>B CH 85<br>S FF 95<br>B FF 96<br>S FF 96<br>B FF 95<br>4-2<br>4 1B<br>1-2<br>BB | 4 | 0 | 2 | 1 | 1 | 1 | 2 |
| 4 Brandon Phillips, R (1, 4)<br>OBP: 0.321, SLG: 0.445 | X SI 94<br>0-0<br>27 S<br>2-H<br>1B | | D CU 82<br>X SI 94<br>1-0 ③<br>G5-3 | | B SL 88<br>B CU 79<br>S CU 81<br>B CU 79<br>F FF 93<br>X CU 78<br>3-2 ②<br>F9 | | F CH 85<br>F FF 96<br>X FF 95<br>0-2 ①<br>FC4<br>27 FC6-4<br>1-2f<br>3-H | | S SL 83<br>S SL 84<br>B SL 85<br>X SL 84<br>1-2<br>1-2<br>2-3<br>1B | 5 | 0 | 2 | 2 | 0 | 0 | 3 |
| 27 Scott Rolen, R (1, 5)<br>OBP: 0.365, SLG: 0.470 | B FF 93<br>B SL 88<br>C SI 93<br>S FF 94<br>B SI 94<br>F FF 93<br>F FF 94<br>B SI 93<br>4-2<br>1-2<br>BB | | | C CU 79<br>F SI 93<br>B FF 93<br>B SL 86<br>F SI 94<br>F SL 86<br>F FF 93<br>B SL 89<br>F FF 92<br>4-2<br>17 1B<br>31 SF8<br>BB | F SI 94<br>B SI 94<br>S FF 93<br>F SI 92<br>S CU 79<br>1-3 ③<br>K | | 1 SAFE<br>B CH 86<br>1 SAFE<br>C FF 95<br>X CH 86<br>1-1 ②<br>FC6-4<br>1-2f | | B FF 95<br>S SL 85<br>S SL 85<br>F FF 96<br>B SL 85<br>S SL 86<br>2-3 ②<br>K | 3 | 1 | 0 | 0 | 2 | 2 | 5 |
| 17 Laynce Nix, L (1, 7)<br>OBP: 0.303, SLG: 0.463 | C SI 93<br>S CU 80<br>B CU 78<br>S CU 80<br>1-3 ③<br>K | | | B SI 92<br>X SI 87<br>1-0<br>1-3<br>1B | | F FF 92<br>X FF 91<br>0-1 ①<br>F7 | C FF 95<br>F FF 95<br>X FF 96<br>0-2 ③<br>P5 | | B FF 96<br>C FF 96<br>F SL 85<br>D SL 85<br>S SL 85<br>2-3 ③<br>K | 5 | 0 | 1 | 0 | 0 | 2 | 6 |
| 31 Jonny Gomes, R (1, 9)<br>OBP: 0.357, SLG: 0.568<br>25 Wladimir Balentien, R (8, 9)<br>OBP: 0.291, SLG: 0.357 | | C CU 80<br>B SL 88<br>C FF 93<br>B CU 81<br>X CU 80<br>2-2 ①<br>F9 | | F CU 81<br>B SL 89<br>X SI 92<br>1-1 ①<br>SF8<br>3-H | | F FF 92<br>X FF 92<br>0-1<br>34 SH1-4<br>29 BB<br>1B | | B FF 95<br>C FF 94<br>B FF 96<br>F FF 95<br>F CU 84<br>F FF 95<br>F CU 82<br>F FF 95<br>F SL 89<br>3-2 ①<br>F CU 82<br>B FF 96<br>F FF 96<br>X FF 96<br>F9 | | 3<br>0 | 0<br>0 | 1<br>0 | 1<br>0 | 0<br>0 | 0<br>0 | 0<br>0 |
| 29 Ryan Hanigan, R (1, 2)<br>OBP: 0.362, SLG: 0.330<br>30 Craig Tatum, R (8, 2)<br>OBP: 0.227, SLG: 0.132 | | B FF 92<br>C FF 92<br>B CU 78<br>X FF 92<br>2-1 ②<br>L7 | | C FF 94<br>F CU 80<br>T SI 93<br>0-2 ②<br>K | | B SI 92<br>1 SAFE<br>D SL 84<br>B FF 91<br>C SI 91<br>B SI 91<br>4-1<br>34 SH1-4<br>1-2<br>BB | | B FF 94<br>C FF 94<br>F SL 88<br>X CU 83<br>1-2 ②<br>G5-3 | | 3<br>0 | 0<br>0 | 0<br>0 | 0<br>0 | 1<br>0 | 1<br>0 | 1<br>0 |
| 34 Homer Bailey, R (1, 1)<br>OBP: 0.048, SLG: 0.048<br>60 Kevin Barker, L (8, PH)<br>OBP: 0.222, SLG: 0.222<br>53 Arthur Rhodes, L (8, 1)<br>48 Francisco Cordero, R (9, 1) | | X FF 92<br>0-0 ③<br>G6-3 | | B SI 94<br>B FF 92<br>C FF 92<br>X SI 88<br>2-1 ③<br>G5-3 | | B FF 89<br>X FF 90<br>1-0 ②<br>SH1-4<br>1-2<br>2-3 | | B FF 92<br>F FF 93<br>F FF 94<br>F FF 92<br>B FF 94<br>X FC 94<br>2-2 ③<br>P2 | | 2<br>1<br>0<br>0 | 0<br>0<br>0<br>0 | 0<br>0<br>0<br>0 | 0<br>0<br>0<br>0 | 0<br>0<br>0<br>0 | 0<br>0<br>0<br>0 | 1<br>0<br>0<br>0 |
| Inning Stats | R: 1<br>E: 0<br>K: 2<br>S: 15<br>H: 2<br>LOB: 2<br>BB: 1<br>P: 24 | R: 0<br>E: 0<br>K: 0<br>S: 6<br>H: 0<br>LOB: 0<br>BB: 0<br>P: 10 | R: 0<br>E: 0<br>K: 0<br>S: 10<br>H: 1<br>LOB: 1<br>BB: 1<br>P: 20 | R: 1<br>E: 0<br>K: 1<br>S: 14<br>H: 1<br>LOB: 1<br>BB: 1<br>P: 22 | R: 1<br>E: 0<br>K: 1<br>S: 15<br>H: 2<br>LOB: 1<br>BB: 0<br>P: 23 | R: 0<br>E: 0<br>K: 0<br>S: 12<br>H: 1<br>LOB: 2<br>BB: 1<br>P: 18 | R: 1<br>E: 0<br>K: 0<br>S: 12<br>H: 2<br>LOB: 1<br>BB: 0<br>P: 13 | R: 0<br>E: 0<br>K: 0<br>S: 17<br>H: 0<br>LOB: 0<br>BB: 0<br>P: 23 | R: 0<br>E: 0<br>K: 3<br>S: 20<br>H: 1<br>LOB: 3<br>BB: 2<br>P: 34 | 1B: 8<br>2B: 2<br>3B: 0<br>HR: 0 | SF: 1<br>SAC: 1<br>DP: 0<br>HBP: 0 | WP: 1<br>PB: 0<br>SB: 2<br>CS: 0 | PA: 42 | | | |

| PITCHER | IP | WLS | BF | H | R | ER | SO | BB | IBB | HBP | BLK | WP | HR | S | P | ERA | WHIP |
|---|---|---|---|---|---|---|---|---|---|---|---|---|---|---|---|---|---|
| 25 Kevin Hart, R (1, 1)<br>ERA: 4.14 | 5.0 | L | 23 | 6 | 3 | 3 | 4 | 3 | 0 | 0 | 0 | 0 | 0 | 60 | 99 | 5.40 | 1.800 |
| 58 Steven Jackson, R (6, 1)<br>ERA: 3.45 | 1.0 | | 5 | 1 | 0 | 0 | 0 | 1 | 0 | 0 | 0 | 0 | 0 | 12 | 18 | 0.00 | 2.000 |
| 43 Jesse Chavez, R (7, 1)<br>ERA: 3.88 | 1.0 | | 5 | 2 | 1 | 1 | 0 | 0 | 0 | 0 | 0 | 0 | 0 | 12 | 13 | 9.00 | 2.000 |
| 34 Chris Bootcheck, R (8, 1)<br>ERA: 19.8 | 1.0 | | 3 | 0 | 0 | 0 | 0 | 0 | 0 | 0 | 0 | 0 | 0 | 17 | 23 | 0.00 | 0.000 |
| 52 Joel Hanrahan, R (9, 1)<br>ERA: 6.04 | 1.0 | | 6 | 1 | 0 | 0 | 3 | 2 | 0 | 0 | 0 | 1 | 0 | 20 | 34 | 0.00 | 3.000 |

| PITCHER | IP | WLS | BF | H | R | ER | SO | BB | IBB | HBP | BLK | WP | HR | S | P | ERA | WHIP |
|---|---|---|---|---|---|---|---|---|---|---|---|---|---|---|---|---|---|

# TOP

## Cincinnati Reds @ Pittsburgh Pirates

PNC Park, Pittsburgh, PA

Sun Aug 23 2009, 1:35 PM EDT
Att. 21,209 - Cloudy - 68 F

livebaseballscorecards.com

| | |
|---|---|
| AB | 34 |
| R | 4 |
| H | 10 |
| RBI | 4 |
| BB | 6 |
| SO | 7 |
| LOB | 22 |

# Cincinnati Reds @ Pittsburgh Pirates

PNC Park, Pittsburgh, PA

Sun Aug 23 2009, 1:35 PM EDT

Att. 21,209 - Cloudy - 68 F

BOTTOM

livebaseballscorecards.com

| Batter | 1 | 2 | 3 | 4 | 5 | 6 | 7 | 8 | 9 | AB | R | H | RBI | BB | SO | LOB |
|---|---|---|---|---|---|---|---|---|---|---|---|---|---|---|---|---|
| 22 Andrew McCutchen, R (1, 8)<br>OBP: 0.355, SLG: 0.468 | C FF 94<br>B FF 95<br>F FF 95<br>B FF 97<br>B SI 90<br>X FF 96<br>3-2<br>85<br>FC6-4<br>24<br>1B<br>1B | C FF 96<br>D SI 91<br>B SL 89<br>B SL 88<br>B FF 96<br>4-1<br>1-2<br>BB | | | B FF 94<br>C FF 94<br>B SL 88<br>B FF 95<br>B FF 93<br>4-1<br>24<br>S<br>24<br>1B<br>BB | | C FF 96<br>B FF 97<br>C FF 97<br>X FF 98<br>1-2<br>③<br>F9 | | | 2 | 1 | 1 | 0 | 2 | 0 | 0 |
| 24 Delwyn Young, S (1, 4)<br>OBP: 0.369, SLG: 0.437 | C FF 96<br>S FF 96<br>F FF 96<br>1 SAFE<br>B CH 88<br>1 SAFE<br>D SI 90<br>B FF 96<br>X FF 95<br>3-2<br>85<br>FC6-4<br>1-2<br>1B | B FF 94<br>F FF 94<br>S KC 77<br>X FF 95<br>1-2<br>③<br>P6 | | | B FF 94<br>2 SAFE<br>F FF 92<br>B FF 94<br>F FF 94<br>X FF 95<br>2-2<br>46<br>G4-6-3<br>1-H<br>1B | | | C FF 92<br>B FF 92<br>B FF 86<br>F FF 92<br>F FF 92<br>S FF 93<br>2-3<br>①<br>K | | 4 | 0 | 2 | 1 | 0 | 1 | 2 |
| 46 Garrett Jones, L (1, 3)<br>OBP: 0.361, SLG: 0.621 | F FF 96<br>X FF 96<br>0-1<br>①<br>L8 | | B KC 74<br>F FF 94<br>T FF 94<br>F FF 95<br>X CH 86<br>1-2<br>①<br>G1-3 | | C FF 94<br>X FF 96<br>0-1<br>①<br>②<br>G4-6-3<br>1-2f | | | S SL 83<br>S SL 82<br>B SL 83<br>F FF 93<br>F SL 82<br>B SL 83<br>F SL 83<br>X FF 93<br>2-2<br>②<br>F9 | | 4 | 0 | 0 | 0 | 0 | 0 | 3 |
| 85 Lastings Milledge, R (1, 7)<br>OBP: 0.269, SLG: 0.330 | B FF 96<br>C SL 88<br>F FF 98<br>F FF 97<br>X SL 88<br>1-2<br>②<br>FC6-4<br>41<br>BB<br>1-2f<br>2-3 | | B SL 88<br>X FF 95<br>1-0<br>②<br>G6-3 | | C FF 97<br>B SL 89<br>F FF 96<br>X KC 79<br>1-2<br>③<br>F8 | | | C SL 81<br>S SL 81<br>B FF 92<br>B SL 81<br>C FF 92<br>2-3<br>③<br>K | | 4 | 0 | 0 | 0 | 0 | 1 | 2 |
| 41 Ryan Doumit, S (1, 2)<br>OBP: 0.247, SLG: 0.403 | C FF 96<br>B SL 90<br>B FF 95<br>B KC 80<br>B FF 98<br>4-1<br>1-2<br>BB | | B SL 86<br>X FF 96<br>1-0<br>③<br>G3-1 | | | B FF 94<br>C FF 95<br>F FF 94<br>B SL 89<br>B FF 95<br>F FF 95<br>X FF 97<br>3-2<br>①<br>G4-3 | | | B FF 96<br>C FF 96<br>B FF 95<br>X FF 96<br>2-1<br>①<br>G4-3 | 3 | 0 | 0 | 0 | 1 | 0 | 0 |
| 44 Brandon Moss, L (1, 9)<br>OBP: 0.300, SLG: 0.354 | D SI 91<br>F FF 96<br>C FF 97<br>S FF 96<br>1-3<br>③<br>K | | | B KC 77<br>B FF 96<br>F FF 94<br>S FF 95<br>X FF 96<br>2-2<br>①<br>F8 | | X FF 97<br>0-0<br>②<br>G6-3 | | | C FF 96<br>S FF 95<br>X FF 96<br>0-2<br>②<br>F8 | 4 | 0 | 0 | 0 | 0 | 1 | 3 |
| 5 Ramón Vázquez, L (1, 5)<br>OBP: 0.359, SLG: 0.303 | | C FF 94<br>B KC 78<br>B FF 96<br>F SI 96<br>X FF 95<br>2-2<br>①<br>F9 | | X FF 95<br>0-0<br>②<br>F8 | | C FF 97<br>B KC 80<br>F FF 96<br>S FF 90<br>1-3<br>③<br>K | | | C FF 95<br>F FF 96<br>B FF 96<br>B CH 88<br>F FF 96<br>X FF 97<br>2-2<br>1B | 4 | 0 | 1 | 0 | 0 | 1 | 0 |
| 10 Brian Bixler, R (1, 6)<br>OBP: 0.258, SLG: 0.345 | | F FF 97<br>T FF 95<br>B FF 96<br>X FF 95<br>1-2<br>②<br>F9 | | C FF 97<br>B KC 79<br>F FF 97<br>B CH 90<br>X FF 96<br>2-2<br>2B | | | L FF 96<br>F SL 88<br>S SL 88<br>0-3<br>①<br>K | | S SL 89<br>B SL 90<br>S SL 89<br>S SL 89<br>1-3<br>③<br>K | 4 | 0 | 1 | 0 | 0 | 2 | 1 |
| 25 Kevin Hart, R (1, 1)<br>OBP: 0.353, SLG: 0.267<br>58 Steven Jackson, R (6, 1)<br>43 Jesse Chavez, R (7, 1)<br>51 Steve Pearce, R (7, PH)<br>OBP: 0.297, SLG: 0.356<br>34 Chris Bootcheck, R (8, 1)<br>52 Joel Hanrahan, R (9, 1) | | B FF 96<br>S FF 95<br>B SL 90<br>F FF 95<br>B SL 88<br>B FF 96<br>4-2<br>22<br>BB<br>BB | | S FF 95<br>F FF 96<br>B KC 78<br>T FF 98<br>1-2<br>③<br>K | | | B FF 97<br>X FF 95<br>1-0<br>②<br>G3-1 | | | 1<br>0<br>0<br>1<br>0<br>0 | 0<br>0<br>0<br>0<br>0<br>0 | 0<br>0<br>0<br>0<br>0<br>0 | 0<br>0<br>0<br>0<br>0<br>0 | 0<br>0<br>0<br>0<br>0<br>0 | 1<br>0<br>0<br>0<br>0<br>0 | 1<br>0<br>0<br>0<br>0<br>0 |
| Inning Stats | R: 0<br>E: 0<br>K: 1<br>S: 17<br>H: 2<br>LOB: 3<br>BB: 1<br>P: 29 | R: 0<br>E: 0<br>K: 0<br>S: 12<br>H: 0<br>LOB: 2<br>BB: 2<br>P: 24 | R: 0<br>E: 0<br>K: 0<br>S: 6<br>H: 0<br>LOB: 0<br>BB: 0<br>P: 9 | R: 0<br>E: 0<br>K: 1<br>S: 10<br>H: 1<br>LOB: 1<br>BB: 0<br>P: 15 | R: 1<br>E: 0<br>K: 0<br>S: 9<br>H: 1<br>LOB: 0<br>BB: 1<br>P: 16 | R: 0<br>E: 0<br>K: 1<br>S: 8<br>H: 0<br>LOB: 0<br>BB: 0<br>P: 12 | R: 0<br>E: 0<br>K: 1<br>S: 7<br>H: 0<br>LOB: 0<br>BB: 0<br>P: 9 | R: 0<br>E: 0<br>K: 2<br>S: 13<br>H: 0<br>LOB: 0<br>BB: 0<br>P: 19 | R: 0<br>E: 0<br>K: 1<br>S: 12<br>H: 1<br>LOB: 1<br>BB: 0<br>P: 17 | 1B: 4<br>2B: 1<br>3B: 0<br>HR: 0<br>SF: 0<br>SAC: 0<br>DP: 1<br>HBP: 0 | | | | | | |

| | AB | 31 |
|---|---|---|
| | R | 1 |
| | H | 5 |
| | RBI | 1 |
| | BB | 4 |
| | SO | 7 |
| | LOB | 12 |

| PITCHER | | IP | WLS | BF | H | R | ER | SO | BB | IBB | HBP | BLK | WP | HR | S | P | ERA | WHIP |
|---|---|---|---|---|---|---|---|---|---|---|---|---|---|---|---|---|---|---|
| 34 Homer Bailey, R<br>ERA: 6.82 | (1, 1) | 7.0 | W | 28 | 4 | 1 | 1 | 4 | 4 | 0 | 0 | 0 | 0 | 0 | 69 | 114 | 1.29 | 1.143 |
| 53 Arthur Rhodes, L<br>ERA: 2.34 | (8, 1) | 1.0 | H | 3 | 0 | 0 | 0 | 2 | 0 | 0 | 0 | 0 | 0 | 0 | 13 | 19 | 0.00 | 0.000 |
| 48 Francisco Cordero, R<br>ERA: 2.2 | (9, 1) | 1.0 | S | 4 | 1 | 0 | 0 | 1 | 0 | 0 | 0 | 0 | 0 | 0 | 12 | 17 | 0.00 | 1.000 |

| PITCHER | IP | WLS | BF | H | R | ER | SO | BB | IBB | HBP | BLK | WP | HR | S | P | ERA | WHIP |
|---|---|---|---|---|---|---|---|---|---|---|---|---|---|---|---|---|---|

| Batter | 1 | 2 | 3 | 4 | 5 | 6 | 7 | 8 | 9 | AB | R | H | RBI | BB | SO | LOB |
|---|---|---|---|---|---|---|---|---|---|---|---|---|---|---|---|---|
| 11 Jimmy Rollins, S (1, 6)<br>OBP: 0.290, SLG: 0.420 | X FF 92<br>0-0<br>HR | | X CH 81<br>0-0<br>HR | | B FF 93<br>B CH 84<br>X FF 94<br>2-0 ②<br>F8 | | F FF 95<br>C FF 96<br>F FF 94<br>D SL 85<br>S SL 84<br>1-3 ②<br>K | | S SI 96<br>B SI 96<br>C SL 83<br>X SL 89<br>1-2 ②<br>F9<br>2-3 | 5 | 2 | 2 | 2 | 0 | 1 | 2 |
| 8 Shane Victorino, S (1, 8)<br>OBP: 0.383, SLG: 0.478 | B FF 92<br>X FF 92<br>1-0 ①<br>P5 | | C FF 91<br>X FF 93<br>0-1 ①<br>F9 | | C CH 84<br>S CH 84<br>C SL 82<br>0-3 ③<br>K | | B SL 83<br>B FF 96<br>2 SAFE<br>D SL 83<br>C FF 96<br>X FF 96<br>3-1 ③<br>F9 | | B SI 95<br>X SI 95<br>1-0<br>3B<br>3-H | 5 | 0 | 1 | 1 | 0 | 1 | 1 |
| 26 Chase Utley, L (1, 4)<br>OBP: 0.424, SLG: 0.540 | B FF 92<br>B FF 92<br>X FF 92<br>2-0<br>29<br>BB<br>1B | | C FF 92<br>B CH 83<br>S CH 84<br>F FF 96<br>B SL 83<br>F CH 84<br>B FF 95<br>B FF 92<br>4-2<br>6 6<br>WP S<br>BB | | | B FF 92<br>B CH 81<br>F FF 92<br>C FF 92<br>F FF 94<br>B FF 95<br>X SL 82<br>3-2 ①<br>F8 | | B SI 92<br>B SI 92<br>X SI 91<br>2-0<br>6<br>G3<br>2B | B FF 95<br>F SL 85<br>B SI 94<br>F FF 95<br>B FF 97<br>X FF 96<br>3-2 ③<br>G4-3 | 4 | 0 | 2 | 0 | 1 | 0 | 1 |
| 6 Ryan Howard, L (1, 3)<br>OBP: 0.348, SLG: 0.554 | S FF 92<br>F FF 93<br>S SL 82<br>0-3 ②<br>K | | B CH 83<br>1 SAFE<br>1 SAFE<br>B FF 94<br>C CH 84<br>C SL 83<br>B SL 83<br>C SL 82<br>3-3 ②<br>K<br>1-3 | | | F FF 94<br>B FF 94<br>B SL 83<br>C SL 79<br>B SL 82<br>X CH 82<br>3-2<br>2B | | S SL 84<br>B SL 84<br>B SL 84<br>S SL 84<br>F SL 85<br>D SL 85<br>X SL 83<br>3-2 ①<br>G3<br>2-3 | | 4 | 0 | 1 | 0 | 0 | 2 | 3 |
| 29 Raul Ibanez, L (1, 7)<br>OBP: 0.350, SLG: 0.574 | 1 SAFE<br>1 SAFE<br>B FF 94<br>C FF 94<br>1 SAFE<br>B CH 84<br>F FF 94<br>1 SAFE<br>B SL 84<br>4-2<br>F FF 84<br>B FF 96<br>1-2<br>BB | | X CH 84<br>0-0 ③<br>F7 | | | B FF 93<br>X CH 81<br>1-0 ②<br>F9 | | C SL 83<br>B SI 91<br>X SL 83<br>1-1 ②<br>L6 | | 3 | 0 | 0 | 0 | 1 | 0 | 3 |
| 12 Matt Stairs, L (1, 9)<br>OBP: 0.365, SLG: 0.373<br>28 Jayson Werth, R (8, PH)<br>OBP: 0.373, SLG: 0.522<br>(8, 9) | C FF 94<br>C SL 82<br>S SL 83<br>0-3 ③<br>K2-3 | | | B FF 91<br>B CH 81<br>C CH 82<br>F FF 92<br>X SL 82<br>2-2 ①<br>F8 | | B CH 82<br>B CH 83<br>S SL 82<br>D SL 82<br>B FF 93<br>4-1<br>7<br>FC5-4<br>BB | | C FF 96<br>B FF 95<br>B CH 86<br>C FF 95<br>S FF 95<br>2-3 ③<br>K | | 2<br>1 | 0<br>0 | 0<br>0 | 0<br>0 | 1<br>0 | 1<br>1 | 2<br>1 |
| 7 Pedro Feliz, R (1, 5)<br>OBP: 0.322, SLG: 0.392 | | C FF 92<br>B SL 82<br>B FF 93<br>C FF 92<br>F SL 83<br>X SL 83<br>2-2 ①<br>L8 | | X SL 79<br>0-0 ②<br>F7 | C SL 82<br>B FF 94<br>X SL 82<br>1-1 ③<br>FC5-4<br>1-2f | | | | X FF 94<br>0-0 ①<br>G4-3 | 4 | 0 | 0 | 0 | 0 | 0 | 2 |
| Carlos Ruiz, R (1, 2)<br>OBP: 0.332, SLG: 0.399 | | F FF 92<br>B FF 93<br>B FF 92<br>C FF 93<br>F SL 82<br>B FF 94<br>X FF 93<br>3-2 ②<br>P6 | | C FF 92<br>X FF 93<br>0-1 ③<br>F9 | | C FF 93<br>C SL 81<br>B SL 82<br>F FF 94<br>X FF 95<br>1-2 ①<br>G5-3 | | X FF 95<br>0-0<br>10<br>2B<br>2B | | 4 | 1 | 1 | 0 | 0 | 0 | 0 |
| 56 Joe Blanton, R (1, 1)<br>OBP: 0.174, SLG: 0.095<br>4 Eric Bruntlett, R (7, PH)<br>OBP: 0.224, SLG: 0.240<br>52 Tyler Walker, R (7, 1)<br>10 Ben Francisco, R (9, PH)<br>OBP: 0.330, SLG: 0.432<br>54 Brad Lidge, R (9, 1) | | C FF 92<br>S FF 93<br>S FF 93<br>0-3 ③<br>K | | | C FF 91<br>F FF 93<br>C SL 82<br>0-3 ①<br>K | | X FF 94<br>0-0<br>2B | | C SL 85<br>X SL 85<br>0-1<br>11<br>F9<br>8<br>3B<br>2-H<br>2B | 2<br>1<br>0<br>1<br>0 | 0<br>0<br>0<br>1<br>0 | 0<br>1<br>0<br>1<br>0 | 0<br>0<br>0<br>1<br>0 | 0<br>0<br>0<br>0<br>0 | 2<br>0<br>0<br>0<br>0 | 0<br>0<br>0<br>0<br>0 |

| Inning Stats | 1 | 2 | 3 | 4 | 5 | 6 | 7 | 8 | 9 |
|---|---|---|---|---|---|---|---|---|---|
| | R: 1<br>E: 0<br>K: 2<br>S: 12<br>H: 2<br>LOB: 2<br>BB: 1<br>P: 19 | R: 0<br>E: 0<br>K: 1<br>S: 11<br>H: 0<br>LOB: 0<br>BB: 0<br>P: 16 | R: 1<br>E: 0<br>K: 1<br>S: 11<br>H: 1<br>LOB: 1<br>BB: 1<br>P: 18 | R: 0<br>E: 0<br>K: 0<br>S: 6<br>H: 0<br>LOB: 0<br>BB: 0<br>P: 8 | R: 0<br>E: 0<br>K: 2<br>S: 7<br>H: 0<br>LOB: 0<br>BB: 0<br>P: 9 | R: 0<br>E: 0<br>K: 0<br>S: 11<br>H: 1<br>LOB: 2<br>BB: 1<br>P: 23 | R: 0<br>E: 0<br>K: 1<br>S: 11<br>H: 1<br>LOB: 1<br>BB: 0<br>P: 16 | R: 0<br>E: 0<br>K: 1<br>S: 10<br>H: 1<br>LOB: 1<br>BB: 0<br>P: 18 | R: 2<br>E: 0<br>K: 0<br>S: 11<br>H: 3<br>LOB: 1<br>BB: 0<br>P: 16 |

1B: 1 SF: 0 WP: 1 PA: 39
2B: 5 SAC: 0 PB: 0
3B: 1 DP: 0 SB: 1
HR: 2 HBP: 0 CS: 0

| PITCHER | | IP | WLS | BF | H | R | ER | SO | BB | IBB | HBP | BLK | WP | HR | S | P | ERA | WHIP |
|---|---|---|---|---|---|---|---|---|---|---|---|---|---|---|---|---|---|---|
| 49 Ross Ohlendorf, R<br>ERA: 4.1 | (1, 1) | 6.1 | | 27 | 5 | 2 | 2 | 6 | 3 | 0 | 0 | 0 | 1 | 2 | 63 | 99 | 2.84 | 1.263 |
| 52 Joel Hanrahan, R<br>ERA: 5.96 | (7, 1) | 0.2 | H | 2 | 0 | 0 | 0 | 1 | 0 | 0 | 0 | 0 | 0 | 0 | 6 | 10 | 0.00 | 0.000 |
| 32 Phil Dumatrait, L<br>ERA: | (8, 1) | 0.2 | H | 3 | 1 | 0 | 0 | 0 | 0 | 0 | 0 | 0 | 0 | 0 | 7 | 13 | 0.00 | 1.500 |
| 43 Jesse Chavez, R<br>ERA: 3.86 | (8, 1) | 0.1 | H | 1 | 0 | 0 | 0 | 1 | 0 | 0 | 0 | 0 | 0 | 0 | 3 | 5 | 0.00 | 0.000 |
| 55 Matt Capps, R<br>ERA: 6.38 | (9, 1) | 1.0 | W | 6 | 3 | 2 | 2 | 0 | 0 | 0 | 0 | 0 | 0 | 0 | 11 | 16 | 18.00 | 3.000 |

| PITCHER | IP | WLS | BF | H | R | ER | SO | BB | IBB | HBP | BLK | WP | HR | S | P | ERA | WHIP |
|---|---|---|---|---|---|---|---|---|---|---|---|---|---|---|---|---|---|

# TOP

## Philadelphia Phillies @ Pittsburgh Pirates

PNC Park, Pittsburgh, PA

Tue Aug 25 2009, 7:05 PM EDT

Att. 17,049 - Clear - 80 F

livebaseballscorecards.com

| | |
|---|---|
| AB | 36 |
| R | 4 |
| H | 9 |
| RBI | 4 |
| BB | 3 |
| SO | 8 |
| LOB | 15 |

# BOTTOM

Philadelphia Phillies @ Pittsburgh Pirates
PNC Park, Pittsburgh, PA
Tue Aug 25 2009, 7:05 PM EDT
Att. 17,049 - Clear - 80 F

livebaseballscorecards.com

| Batter | 1 | 2 | 3 | 4 | 5 | 6 | 7 | 8 | 9 | AB | R | H | RBI | BB | SO | LOB |
|---|---|---|---|---|---|---|---|---|---|---|---|---|---|---|---|---|
| 22 Andrew McCutchen, R (1, 8)<br>OBP: 0.358, SLG: 0.479 | C SI 88<br>B SI 89<br>B CH 83<br>F CH 83<br>B SI 91<br>X FF 89<br>3-2<br>24 G4-3<br>24 S<br>1B | | B SL 83<br>X SI 90<br>1-0 ①<br>F8 | | B SI 88<br>B FF 88<br>C SL 83<br>F SI 89<br>F CH 83<br>F SL 84<br>B SL 82<br>B CH 82<br>4-2<br>24 CS<br>BB | | C FF 92<br>B FF 90<br>B FF 91<br>F SL 83<br>F FF 91<br>F SL 82<br>F FF 93<br>S SL 80<br>2-3 ②<br>K | | B FF 93<br>X<br>1-0<br>2-H<br>HR | 4 | 1 | 2 | 2 | 1 | 1 | 0 |
| 24 Delwyn Young, S (1, 4)<br>OBP: 0.367, SLG: 0.442 | 1 SAFE<br>C SI 89<br>1 SAFE<br>B SL 83<br>D CH 84<br>F SI 91<br>X SI 90<br>2-2 ①<br>G4-3<br>1-3 | | B SL 82<br>B CH 83<br>F SI 90<br>F SI 91<br>X FF 90<br>2-2<br>3B | | 1 SAFE<br>1 SAFE<br>1 SAFE<br>B SL 84<br>S SL 83<br>B SI 90<br>C FF 90<br>1 SAFE<br>F CH 85<br>3-2 ① ②<br>B FF 90<br>X CH 84<br>F9<br>1-2 | | B SL 83<br>F FF 91<br>X SL 83<br>1-1 ③<br>P4 | | | 4 | 0 | 1 | 0 | 0 | 0 | 2 |
| 46 Garrett Jones, L (1, 9)<br>OBP: 0.359, SLG: 0.611 | B CU 78<br>B SI 91<br>B FC 85<br>C SI 91<br>T CH 84<br>S CH 83<br>3-3 ②<br>K | | S CH 82<br>B CH 82<br>B SI 92<br>F FF 92<br>B CU 78<br>F SL 85<br>F CH 83<br>C SI 92<br>3-3 ②<br>K | | C CU 76<br>S CH 84<br>S CH 84<br>0-3 ③<br>K | | | F SL 82<br>B SL 82<br>B CH 81<br>S FF 91<br>B CH 81<br>F FF 91<br>F SL 83<br>B SL 82<br>4-2<br>15 SH1-4<br>BB | | 3 | 0 | 0 | 0 | 1 | 3 | 2 |
| 15 Andy LaRoche, R (1, 5)<br>OBP: 0.333, SLG: 0.376 | B CH 84<br>C SI 92<br>X SI 91<br>1-1 ③<br>P1 | | C SI 93<br>B SI 93<br>D CH 85<br>X FC 85<br>2-1 ③<br>G6-3 | | | X SL 82<br>0-0 ①<br>F8 | | 1 SAFE<br>1 SAFE<br>L FF 89<br>X FF 90<br>0-1 ①<br>SH1-4<br>1-2 | | 3 | 0 | 0 | 0 | 0 | 0 | 2 |
| 41 Ryan Doumit, S (1, 2)<br>OBP: 0.258, SLG: 0.421 | | B SL 82<br>C SL 82<br>S CH 84<br>B SI 92<br>B FF 91<br>F FF 91<br>X SI 91<br>3-2<br>HR | | B CH 83<br>S CH 84<br>C CH 83<br>S CH 82<br>1-3 ①<br>K | | B SL 82<br>B CH 83<br>C SL 81<br>B FF 91<br>F CH 84<br>B CH 83<br>4-2<br>51 HR<br>BB | | I IN 71<br>I IN 72<br>I IN 74<br>I IN 76<br>4-0<br>IBB | | 2 | 2 | 1 | 1 | 2 | 1 | 0 |
| 85 Lastings Milledge, R (1, 7)<br>OBP: 0.277, SLG: 0.340 | | X SI 91<br>0-0<br>51 S<br>2B | B FF 92<br>S SL 85<br>F CH 84<br>F CU 77<br>B SI 93<br>H SI 93<br>3-2<br>51 1B<br>HBP | | S SL 84<br>B SL 83<br>C CH 85<br>X SL 84<br>1-2 ②<br>P4 | | | B FF 90<br>X FF 90<br>1-0 ②<br>F8 | | 3 | 0 | 1 | 0 | 0 | 0 | 3 |
| 51 Steve Pearce, R (1, 3)<br>OBP: 0.305, SLG: 0.394 | | F SL 83<br>B SI 91<br>F SI 92<br>B CH 83<br>3 SAFE<br>B CU 78<br>S FC 85<br>3-3 ①<br>K<br>2-3 | 1 SAFE<br>1 SAFE<br>X FF 92<br>0-0<br>1-2<br>1B | | B CU 78<br>B SL 84<br>B SL 83<br>C FF 89<br>X SL 82<br>3-1<br>1-H<br>HR | | | X FF 91<br>0-0 ③<br>F8 | | 4 | 1 | 2 | 2 | 0 | 1 | 3 |
| 36 Luis Alfonso Cruz, R (1, 6)<br>OBP: 0.273, SLG: 0.250<br>10 Brian Bixler, R (9, PR)<br>OBP: 0.258, SLG: 0.345 | | C CU 78<br>C FF 92<br>X FC 85<br>0-2 ②<br>G6-3 | B FC 84<br>X FC 84<br>1-0 ②<br>F8 | | | C FF 90<br>B FF 91<br>C FF 91<br>X CU 76<br>1-2 ③<br>G6-3 | | | C FF 93<br>X FF 87<br>0-1<br>44 E<br>1B | 4<br>0 | 0<br>1 | 1<br>0 | 0<br>0 | 0<br>0 | 0<br>0 | 3<br>0 |
| 49 Ross Ohlendorf, R (1, 1)<br>OBP: 0.077, SLG: 0.059<br>52 Joel Hanrahan, R (7, 1)<br>5 Ramón Vázquez, L (7, PH)<br>OBP: 0.357, SLG: 0.301<br>32 Phil Dumatrait, R (8, 1)<br>43 Jesse Chavez, R (8, 1)<br>55 Matt Capps, R (9, 1)<br>44 Brandon Moss, L (9, PH)<br>OBP: 0.302, SLG: 0.356 | | C SL 84<br>S CU 77<br>S CU 78<br>0-3 ③<br>K | F FF 91<br>S CU 77<br>S CU 77<br>0-3 ③<br>K | | | | C FF 92<br>S SL 84<br>B SL 83<br>F CH 81<br>B CH 81<br>B SL 84<br>S SL 84<br>3-3 ①<br>K | | B FF 93<br>X FF 94<br>1-0<br>E9<br>22 HR<br>1-2<br>2-H<br>1B | 2<br>0<br>1<br>0<br>0<br>0<br>1 | 2<br>0<br>0<br>0<br>0<br>0<br>1 | 0<br>0<br>0<br>0<br>0<br>0<br>1 | 0<br>0<br>0<br>0<br>0<br>0<br>1 | 2<br>0<br>1<br>0<br>0<br>0<br>0 | 1<br>0<br>0<br>0<br>0<br>0<br>0 | 3<br>0<br>0<br>0<br>0<br>0<br>1 |
| Inning Stats | R: 0<br>E: 0<br>K: 1<br>S: 11<br>H: 1<br>LOB: 1<br>BB: 0<br>P: 20 | R: 1<br>E: 0<br>K: 2<br>S: 14<br>H: 2<br>LOB: 1<br>BB: 0<br>P: 20 | R: 0<br>E: 0<br>K: 1<br>S: 11<br>H: 1<br>LOB: 1<br>BB: 0<br>P: 19 | R: 0<br>E: 0<br>K: 2<br>S: 11<br>H: 1<br>LOB: 2<br>BB: 0<br>P: 16 | R: 0<br>E: 0<br>K: 1<br>S: 11<br>H: 0<br>LOB: 0<br>BB: 1<br>P: 18 | R: 2<br>E: 0<br>K: 0<br>S: 11<br>H: 1<br>LOB: 0<br>BB: 1<br>P: 20 | R: 0<br>E: 0<br>K: 2<br>S: 12<br>H: 0<br>LOB: 0<br>BB: 0<br>P: 18 | R: 0<br>E: 0<br>K: 0<br>S: 8<br>H: 0<br>LOB: 2<br>BB: 2<br>P: 17 | R: 3<br>E: 1<br>K: 0<br>S: 4<br>H: 3<br>LOB: 1<br>BB: 0<br>P: 6 | 1B: 4<br>2B: 1<br>3B: 1<br>HR: 3 | SF: 0<br>SAC: 1<br>DP: 0<br>HBP: 1 | | WP: 1<br>PB: 0<br>SB: 2<br>CS: 1 | PA: 37 | | | |

| | AB | 31 |
|---|---|---|
| | R | 6 |
| | H | 9 |
| | RBI | 5 |
| | BB | 4 |
| | SO | 9 |
| | LOB | 18 |

| PITCHER | | IP | WLS | BF | H | R | ER | SO | BB | IBB | HBP | BLK | WP | HR | S | P | ERA | WHIP |
|---|---|---|---|---|---|---|---|---|---|---|---|---|---|---|---|---|---|---|
| 56 Joe Blanton, R<br>ERA: 3.88 | (1, 1) | 6.0 | | 26 | 6 | 3 | 3 | 7 | 2 | 0 | 1 | 0 | 0 | 2 | 69 | 113 | 4.50 | 1.333 |
| 52 Tyler Walker, R<br>ERA: 2.18 | (7, 1) | 2.0 | | 8 | 0 | 0 | 0 | 2 | 1 | 1 | 0 | 0 | 0 | 0 | 20 | 35 | 0.00 | 0.500 |
| 54 Brad Lidge, R<br>ERA: 7.33 | (9, 1) | 0.0 | L | 3 | 3 | 3 | 3 | 0 | 0 | 0 | 0 | 0 | 1 | 1 | 4 | 6 | ∞ | ∞ |

| PITCHER | IP | WLS | BF | H | R | ER | SO | BB | IBB | HBP | BLK | WP | HR | S | P | ERA | WHIP |
|---|---|---|---|---|---|---|---|---|---|---|---|---|---|---|---|---|---|

| Batter | 1 | 2 | 3 | 4 | 5 | 6 | 7 | 8 | 9 | 10 | AB | R | H | RBI | BB | SO | LOB |
|---|---|---|---|---|---|---|---|---|---|---|---|---|---|---|---|---|---|
| 11 Jimmy Rollins, S (1, 6)<br>OBP: 0.290, SLG: 0.417 | B SI 86<br>F SI 90<br>F CH 84<br>B SI 90<br>S FF 90<br>2-3 ① K | | B CH 85<br>F CH 84<br>X SI 91<br>1-1 ② G5-3 | | | C SI 89<br>B CU 74<br>B CU 75<br>B SI 90<br>F SI 88<br>X SI 90<br>3-2 ① F8 | | B CH 87<br>C CH 88<br>X FF 96<br>1-1 ① F8 | | B SI 93<br>B SI 93<br>S FF 92<br>B SI 93<br>B FF 93<br>4-1 8 1B 6 HR BB | 4 | 1 | 0 | 0 | 1 | 1 | 0 |
| 8 Shane Victorino, S (1, 8)<br>OBP: 0.381, SLG: 0.475 | C SI 91<br>F CH 84<br>B CH 85<br>B SI 90<br>F SI 85<br>X FF 90<br>2-2 ② P3 | | C SI 90<br>X CH 83<br>0-1 ③ G6-3 | | | X SI 91<br>0-0 ② F7 | | F FF 97<br>X CH 88<br>0-1 ② G6-3 | | 1 SAFE<br>B FF 91<br>1 SAFE<br>F FF 91<br>B FF 91<br>B SI 91<br>C SI 91<br>X SI 92<br>3-2 1-3 6 HR 1B | 5 | 1 | 1 | 0 | 0 | 0 | 0 |
| 26 Chase Utley, L (1, 4)<br>OBP: 0.424, SLG: 0.548 | C FF 89<br>X FF 89<br>0-1 HR | | | C FF 91<br>C CU 75<br>F FF 91<br>S SI 90<br>0-3 ① K | | B SI 90<br>B SL 85<br>X SI 90<br>2-0 2B | | B FF 96<br>B CH 88<br>F FF 98<br>F FF 97<br>X SI 97<br>2-2 ③ P6 | | C SI 92<br>X SI 91<br>0-1 ① F8 | 5 | 1 | 2 | 1 | 0 | 1 | 2 |
| 6 Ryan Howard, L (1, 3)<br>OBP: 0.348, SLG: 0.558 | F FF 91<br>S SL 84<br>B FF 91<br>S SL 83<br>1-3 ③ K | | | B CU 76<br>X CU 74<br>1-0 ② F7 | | C SL 84<br>F CU 77<br>B SL 82<br>B SL 84<br>B FF 92<br>F SL 85<br>F SL 82<br>X FC 86<br>3-2 ③ G5-3 | | | B SL 82<br>B SL 83<br>X FF 95<br>2-0 28 2B 1B | X SL 84<br>0-0 1-H 3-H HR | 5 | 1 | 2 | 3 | 0 | 1 | 1 |
| 28 Jayson Werth, R (1, 9)<br>OBP: 0.377, SLG: 0.528 | | C FF 90<br>X CH 82<br>0-1 7 G5-4-3 2B | | C SI 90<br>C SI 91<br>X SL 83<br>0-2 1B | | | F<br>F FF 89<br>B SI 88<br>B FF 89<br>X CH 84<br>2-2 ① G6-3 | | X SL 83<br>0-0 1-3 2B | B SI 92<br>B SI 91<br>B SI 93<br>S SI 92<br>B SI 92<br>4-1 10 FC5-4 BB | 4 | 0 | 3 | 0 | 1 | 0 | 0 |
| 10 Ben Francisco, R (1, 7)<br>OBP: 0.328, SLG: 0.427 | | B SI 90<br>B SI 88<br>D SI 88<br>B FF 90<br>4-0 7 G5-4-3 BB | | 1 SAFE<br>X SI 86<br>0-0 ③ L4 | | | B SI 89<br>B FF 89<br>F SI 89<br>X SI 90<br>2-1 ② G6-3 | | C FF 95<br>F FF 95<br>S SL 85<br>0-3 ① K | 1 SAFE<br>B SI 90<br>C SI 91<br>F SI 92<br>1 SAFE<br>F SI 92<br>X SI 90<br>1-2 ② FC5-4 7 FC4 1-2f | 4 | 0 | 0 | 0 | 1 | 1 | 4 |
| 7 Pedro Feliz, R (1, 5)<br>OBP: 0.320, SLG: 0.392 | | B SI 90<br>C SI 86<br>X FF 90<br>1-1 ① ② G5-4-3 1-2f 2-3 | | | C SI 90<br>F CU 75<br>B FF 91<br>B CU 71<br>X SI 90<br>2-2 ① F9 | | X SI 90<br>0-0 2B | B FF 95<br>F SL 85<br>S SL 85<br>S SL 87<br>1-3 ② K2-3 | 1 SAFE<br>X SI 92<br>0-0 ③ FC4 1-2f | 5 | 0 | 1 | 0 | 0 | 1 | 5 |
| Carlos Ruiz, R (1, 2)<br>OBP: 0.332, SLG: 0.396<br>29 Raul Ibanez, L (9, PH)<br>OBP: 0.351, SLG: 0.574<br>23 Paul Bako, L (9, 2)<br>OBP: 0.229, SLG: 0.246 | | C CU 76<br>D CU 76<br>F CU 77<br>X FF 92<br>1-2 ③ G3 | | | X SI 91<br>0-0 ② G6-3 | | I IN 67<br>I IN 69<br>I IN 68<br>I IN 72<br>4-0 IBB | | I IN 64<br>I IN 61<br>I IN 62<br>I IN 66<br>4-0 IBB | | 2 | 0 | 0 | 0 | 1 | 0 | 1 |
| | | | | | | | | | | | 0 | 0 | 0 | 0 | 1 | 0 | 0 |
| | | | | | | | | | | | 0 | 0 | 0 | 0 | 0 | 0 | 0 |
| 35 Cole Hamels, L (1, 1)<br>OBP: 0.152, SLG: 0.200<br>12 Matt Stairs, L (9, PH)<br>OBP: 0.362, SLG: 0.369<br>46 Ryan Madson, L (9, 1) | | | B FF 89<br>B SI 88<br>C FF 88<br>X SI 90<br>2-1 ① G6-3 | | C FF 91<br>C SI 91<br>S CU 72<br>0-3 ③ K | | S SL 85<br>C SL 84<br>X SL 84<br>0-2 ③ G6-3 | | B FF 97<br>B FF 97<br>B FF 97<br>C FF 96<br>X FF 97<br>3-1 ③ G3-1 | | 3 | 0 | 0 | 0 | 0 | 1 | 2 |
| | | | | | | | | | | | 1 | 0 | 0 | 0 | 0 | 0 | 3 |
| | | | | | | | | | | | 0 | 0 | 0 | 0 | 0 | 0 | 0 |
| Inning Stats | R: 1 H: 1<br>E: 0 LOB: 0<br>K: 2 BB: 0<br>S: 12 P: 17 | R: 0 H: 1<br>E: 0 LOB: 1<br>K: 0 BB: 1<br>S: 7 P: 13 | R: 0 H: 0<br>E: 0 LOB: 0<br>K: 0 BB: 0<br>S: 6 P: 9 | R: 0 H: 1<br>E: 0 LOB: 1<br>K: 1 BB: 0<br>S: 9 P: 10 | R: 0 H: 0<br>E: 0 LOB: 0<br>K: 1 BB: 0<br>S: 7 P: 9 | R: 0 H: 1<br>E: 0 LOB: 1<br>K: 0 BB: 0<br>S: 10 P: 18 | R: 0 H: 1<br>E: 0 LOB: 2<br>K: 0 BB: 1<br>S: 9 P: 17 | R: 0 H: 0<br>E: 0 LOB: 0<br>K: 0 BB: 0<br>S: 7 P: 10 | R: 0 H: 2<br>E: 0 LOB: 3<br>K: 2 BB: 1<br>S: 10 P: 20 | R: 3 H: 2<br>E: 0 LOB: 1<br>K: 0 BB: 2<br>S: 13 P: 25 | 1B: 3 SF: 0<br>2B: 4 SAC: 0<br>3B: 0 DP: 1<br>HR: 2 HBP: 0 | | | | | | |

| PITCHER | | IP | WLS | BF | H | R | ER | SO | BB | IBB | HBP | BLK | WP | HR | S | P | ERA | WHIP |
|---|---|---|---|---|---|---|---|---|---|---|---|---|---|---|---|---|---|---|
| 28 Paul Maholm, L<br>ERA: 4.59 | (1, 1) | 7.0 | | 27 | 5 | 1 | 1 | 4 | 1 | 1 | 0 | 0 | 0 | 1 | 60 | 93 | 1.29 | 0.857 |
| 43 Jesse Chavez, R<br>ERA: 3.79 | (8, 1) | 1.0 | | 3 | 0 | 0 | 0 | 0 | 0 | 0 | 0 | 0 | 0 | 0 | 7 | 10 | 0.00 | 0.000 |
| 52 Joel Hanrahan, R<br>ERA: 5.85 | (9, 1) | 1.0 | | 6 | 2 | 0 | 0 | 2 | 0 | 1 | 0 | 0 | 0 | 0 | 10 | 20 | 0.00 | 2.000 |
| 58 Steven Jackson, R<br>ERA: 4.08 | (10, 1) | 0.0 | L | 2 | 1 | 2 | 2 | 0 | 1 | 0 | 0 | 0 | 0 | 0 | 4 | 11 | ∞ | ∞ |
| 32 Phil Dumatrait, L<br>ERA: 3.38 | (10, 1) | 1.0 | | 5 | 1 | 1 | 1 | 0 | 1 | 0 | 0 | 0 | 0 | 1 | 9 | 14 | 9.00 | 2.000 |

| PITCHER | IP | WLS | BF | H | R | ER | SO | BB | IBB | HBP | BLK | WP | HR | S | P | ERA | WHIP |
|---|---|---|---|---|---|---|---|---|---|---|---|---|---|---|---|---|---|

# TOP

Philadelphia Phillies @ Pittsburgh Pirates
PNC Park, Pittsburgh, PA
Wed Aug 26 2009, 7:05 PM EDT
Att. 17,403 - Clear - 81 F

livebaseballscorecards.com

| | |
|---|---|
| AB | 38 |
| R | 4 |
| H | 9 |
| RBI | 4 |
| BB | 5 |
| SO | 6 |
| LOB | 18 |

| | | | |
|---|---|---|---|
| WP: 0 | | PA: | 43 |
| PB: 0 | | | |
| SB: 0 | | | |
| CS: 0 | | | |

| Batter | 1 | 2 | 3 | 4 | 5 | 6 | 7 | 8 | 9 | 10 | AB | R | H | RBI | BB | SO | LOB |
|---|---|---|---|---|---|---|---|---|---|---|---|---|---|---|---|---|---|
| 22 Andrew McCutchen, R (1, 8)<br>OBP: 0.359, SLG: 0.476 | B FF 90<br>B FF 91<br>C FF 92<br>X CH 81<br>2-1<br>L5 | | C FF 92<br>B CH 80<br>C CU 76<br>B CU 79<br>B FF 94<br>X FF 94<br>3-2<br>24<br>CS<br>1B | | S CH 79<br>B FF 90<br>C FF 90<br>B CH 82<br>X CH 81<br>2-2<br>F8 | | B FF 92<br>D CU 77<br>B CU 76<br>C CH 82<br>B FF 94<br>4-1<br>BB | | C FF 96<br>C FF 96<br>B FF 97<br>S FF 96<br>1-3<br>K | | 4 | 0 | 1 | 0 | 1 | 1 | 0 |
| 24 Delwyn Young, S (1, 4)<br>OBP: 0.364, SLG: 0.438 | B FF 92<br>C FF 93<br>F FF 93<br>S CU 78<br>1-3<br>K | | 1 SAFE<br>S CH 82<br>S CH 83<br>X CH 84<br>0-2<br>G6-3<br>1-2 | | B FF 91<br>S FF 91<br>F CH 81<br>F CU 77<br>F FF 93<br>S CH 82<br>1-3<br>K | | B FF 93<br>B FF 92<br>X CH 82<br>2-0<br>F7 | | | C SI 93<br>F SI 94<br>B FF 95<br>F FF 97<br>X CH 85<br>1-2<br>15<br>G4-3<br>1B | 5 | 0 | 1 | 0 | 0 | 2 | 3 |
| 46 Garrett Jones, L (1, 9)<br>OBP: 0.355, SLG: 0.600 | X CU 82<br>0-0<br>15<br>S<br>1B | | C CH 81<br>S FF 93<br>F FF 94<br>B CU 79<br>F CH 84<br>B CU 78<br>X FF 94<br>2-2<br>P3 | | F FF 91<br>B FF 91<br>F FF 93<br>S CH 80<br>1-3<br>K | | X CH 82<br>0-0<br>G3-1 | | | C SI 96<br>B FF 96<br>F FF 96<br>X FF 98<br>1-2<br>F7 | 5 | 0 | 1 | 0 | 0 | 1 | 3 |
| 15 Andy LaRoche, R (1, 5)<br>OBP: 0.330, SLG: 0.371 | 1 SAFE<br>S CH 81<br>1 SAFE<br>F CH 82<br>B FF 94<br>2 SAFE<br>X CU 79<br>2-2<br>F8<br>1-2 | | | C CU 73<br>F FF 92<br>B FF 93<br>F FF 92<br>C CH 81<br>1-3<br>K | | X FF 89<br>0-0<br>G5-3 | | B CU 73<br>C CU 73<br>B FF 91<br>F CU 74<br>X CH 81<br>2-2<br>G5-3 | | C FF 96<br>X FF 96<br>0-1<br>G4-3<br>1-2f | 5 | 0 | 0 | 0 | 0 | 1 | 2 |
| 41 Ryan Doumit, S (1, 2)<br>OBP: 0.258, SLG: 0.418 | | C FF 92<br>B FF 92<br>S FF 93<br>B FF 93<br>B CU 76<br>X CH 83<br>3-2<br>85<br>1B<br>1B | | C CH 82<br>B FF 93<br>X CH 82<br>1-1<br>G6-3 | | C FF 90<br>X FF 89<br>0-1<br>P3 | | B CU 76<br>C FF 92<br>C FF 93<br>F CH 82<br>F FF 94<br>B CU 76<br>F FF 91<br>F FF 92<br>F CH 80<br>2-2<br>X CH 82<br>G6-3 | | | 4 | 0 | 1 | 0 | 0 | 0 | 0 |
| 85 Lastings Milledge, R (1, 7)<br>OBP: 0.293, SLG: 0.349 | | B CH 82<br>S CH 84<br>X FF 94<br>1-1<br>1-2<br>1B | | B FF 94<br>H FF 93<br>2-0<br>51<br>2B<br>HBP | | X<br>0-0<br>1B | | X CH 81<br>0-0<br>F7 | | | 3 | 0 | 2 | 0 | 0 | 0 | 0 |
| 51 Steve Pearce, R (1, 3)<br>OBP: 0.303, SLG: 0.398 | | C FF 92<br>S FF 94<br>S FF 95<br>0-3<br>K | | S CH 82<br>1 SAFE<br>B FF 93<br>1 SAFE<br>F CH 82<br>X FF 95<br>1-2<br>1-3<br>2B | | S CH 80<br>S CH 81<br>S CH 82<br>0-3<br>K | | | C FF 97<br>S<br>B<br>C FF 97<br>1-3<br>K | | 4 | 0 | 1 | 0 | 0 | 3 | 3 |
| 36 Luis Alfonso Cruz, R (1, 6)<br>OBP: 0.280, SLG: 0.227<br>44 Brandon Moss, L (9, PH)<br>OBP: 0.304, SLG: 0.369<br>58 Steven Jackson, R (10, 1)<br>32 Phil Dumatrait, R (10, 1) | | B CU 78<br>F CH 84<br>X CH 83<br>1-1<br>P4 | | I IN 60<br>I IN 62<br>I IN 62<br>I IN 64<br>4-0<br>IBB | | | B CH 79<br>X CH 79<br>1-0<br>G1-3 | | F CH 86<br>B FF 98<br>F CH 86<br>B FF 96<br>X CH 85<br>2-2<br>HR | | 2<br>1<br>0<br>0 | 0<br>1<br>0<br>0 | 0<br>1<br>0<br>0 | 0<br>1<br>0<br>0 | 1<br>0<br>0<br>0 | 0<br>0<br>0<br>0 | 2<br>0<br>0<br>0 |
| 28 Paul Maholm, L (1, 1)<br>OBP: 0.132, SLG: 0.160<br>5 Ronny Cedeno, R (7, PH)<br>OBP: 0.237, SLG: 0.338<br>43 Jesse Chavez, R (8, 1)<br>52 Joel Hanrahan, R (9, 1)<br>5 Ramón Vázquez, L (9, PH)<br>OBP: 0.355, SLG: 0.299 (10, 6) | | C FF 94<br>S FF 95<br>F FF 95<br>F FF 96<br>B FF 95<br>X CU 80<br>1-2<br>G5-3 | | B FF 94<br>F FF 93<br>F CH 93<br>S FF 94<br>1-3<br>K | | | X CH 81<br>0-0<br>2B | | F FF 97<br>F FF 97<br>B SI 97<br>X FF 96<br>1-2<br>G6-3 | | 2<br>1<br>0<br>0<br>1 | 0<br>0<br>0<br>0<br>0 | 0<br>1<br>0<br>0<br>0 | 0<br>0<br>0<br>0<br>0 | 1<br>0<br>0<br>0<br>0 | 5<br>0<br>0<br>0<br>0 | |
| Inning Stats | R: 0<br>E: 0<br>K: 1<br>S: 9<br>H: 1<br>LOB: 1<br>BB: 0<br>P: 14 | R: 0<br>E: 0<br>K: 1<br>S: 15<br>H: 2<br>LOB: 2<br>BB: 0<br>P: 21 | R: 0<br>E: 0<br>K: 0<br>S: 11<br>H: 1<br>LOB: 0<br>BB: 0<br>P: 16 | R: 0<br>E: 0<br>K: 2<br>S: 12<br>H: 1<br>LOB: 3<br>BB: 1<br>P: 22 | R: 0<br>E: 0<br>K: 2<br>S: 11<br>H: 0<br>LOB: 0<br>BB: 0<br>P: 15 | R: 0<br>E: 0<br>K: 1<br>S: 7<br>H: 1<br>LOB: 1<br>BB: 0<br>P: 7 | R: 0<br>E: 0<br>K: 0<br>S: 5<br>H: 1<br>LOB: 2<br>BB: 1<br>P: 12 | R: 0<br>E: 0<br>K: 0<br>S: 12<br>H: 0<br>LOB: 0<br>BB: 0<br>P: 16 | R: 1<br>E: 0<br>K: 2<br>S: 12<br>H: 1<br>LOB: 0<br>BB: 0<br>P: 17 | R: 0<br>E: 0<br>K: 0<br>S: 9<br>H: 1<br>LOB: 0<br>BB: 0<br>P: 11 | 1B: 6<br>2B: 2<br>3B: 0<br>HR: 1<br>SF: 0<br>SAC: 0<br>DP: 1<br>HBP: 1 | | | | WP: 0<br>PB: 0<br>SB: 1<br>CS: 1 | PA: 40 | |

| PITCHER | | IP | WLS | BF | H | R | ER | SO | BB | IBB | HBP | BLK | WP | HR | S | P | ERA | WHIP |
|---|---|---|---|---|---|---|---|---|---|---|---|---|---|---|---|---|---|---|
| 35 Cole Hamels, L<br>ERA: 4.52 | (1, 1) | 8.0 | | 33 | 7 | 0 | 0 | 7 | 1 | 1 | 1 | 0 | 0 | 0 | 82 | 123 | 0.00 | 1.000 |
| 46 Ryan Madson, R<br>ERA: 3.0 | (9, 1) | 2.0 | W | 7 | 2 | 1 | 1 | 2 | 0 | 0 | 0 | 0 | 0 | 1 | 21 | 28 | 4.50 | 1.000 |

| PITCHER | IP | WLS | BF | H | R | ER | SO | BB | IBB | HBP | BLK | WP | HR | S | P | ERA | WHIP |
|---|---|---|---|---|---|---|---|---|---|---|---|---|---|---|---|---|---|

# BOTTOM

Philadelphia Phillies @ Pittsburgh Pirates

PNC Park, Pittsburgh, PA

Wed Aug 26 2009, 7:05 PM EDT

Att. 17,403 - Clear - 81 F

livebaseballscorecards.com

| | |
|---|---|
| AB | 37 |
| R | 1 |
| H | 9 |
| RBI | 1 |
| BB | 2 |
| SO | 9 |
| LOB | 18 |

| Batter | 1 | 2 | 3 | 4 | 5 | 6 | 7 | 8 | 9 | AB | R | H | RBI | BB | SO | LOB |
|---|---|---|---|---|---|---|---|---|---|---|---|---|---|---|---|---|
| 11 Jimmy Rollins, S (1, 6)<br>OBP: 0.292, SLG: 0.420 | C FF 93<br>B FF 88<br>B FF 94<br>X FF 89<br>2-1<br>8 1B 6 FC3-6 1B | F CH 80<br>S CH 81<br>F CU 77<br>X FF 94<br>0-2<br>8 S 1B | | X CH 79<br>0-0<br>1-3 2B | | | C FF 96<br>B FF 96<br>X FF 96<br>1-1 ①<br>F8 | | X SI 93<br>0-0 ③<br>G4-3 | 5 | 1 | 3 | 0 | 0 | 0 | 1 |
| 8 Shane Victorino, S (1, 8)<br>OBP: 0.380, SLG: 0.473 | C FF 88<br>B CH 79<br>F SI 86<br>1 SAFE<br>1 SAFE<br>1 SAFE<br>X FF 92<br>1-2<br>6 FC3-6 26 S<br>1-3 1B | B SI 88<br>B FF 94<br>C FF 92<br>B FF 88<br>X FF 93<br>3-1 ③<br>F7<br>1-2 | | B FF 93<br>F SI 86<br>F FF 94<br>F FF 94<br>B CU 78<br>S CU 78<br>2-3 ③<br>K | | | X FF 96<br>0-0 ②<br>G4-3 | | | 4 | 0 | 1 | 0 | 0 | 1 | 3 |
| 26 Chase Utley, L (1, 4)<br>OBP: 0.423, SLG: 0.544 | B FF 86<br>B CH 80<br>B FF 93<br>C<br>B<br>4-1<br>6 FC3-6<br>1-2 BB | | C FF 92<br>F CH 80<br>C CU 78<br>0-3 ①<br>K | | F FF 92<br>C FF 91<br>F CH 79<br>B FF 93<br>X CU 78<br>1-2 ①<br>F7 | | C FF 96<br>B FF 96<br>X FF 96<br>1-1 ③<br>F7 | | | 3 | 0 | 0 | 0 | 1 | 1 | 0 |
| 6 Ryan Howard, L (1, 3)<br>OBP: 0.347, SLG: 0.555 | F FF 88<br>X FF 86<br>0-1 ①<br>FC3-6<br>1-2f<br>2-3<br>3-H | | B CU 78<br>C CU 77<br>S CU 78<br>B FF 94<br>B CU 78<br>F FF 93<br>F CU 79<br>B CH 79<br>4-2<br>BB | | X CH 80<br>0-0 ②<br>P6 | | | B FF 95<br>B FF 96<br>S FF 96<br>C FF 96<br>B FF 96<br>X FF 96<br>3-2 ①<br>F7 | | 3 | 0 | 0 | 1 | 1 | 0 | 2 |
| 28 Jayson Werth, R (1, 9)<br>OBP: 0.374, SLG: 0.523 | C FF 87<br>B CU 78<br>B FF 93<br>X SI 88<br>2-1 ②<br>P4 | | B FF 93<br>X SI 86<br>1-0 ②<br>F9 | | B CH 79<br>C FF 92<br>X CH 78<br>1-1 ③<br>G1-3 | | | B FF 97<br>C FF 95<br>F FF 95<br>B CU 82<br>B FF 96<br>F FF 95<br>F FF 96<br>S FF 96<br>3-3 ②<br>K | | 4 | 0 | 0 | 0 | 0 | 1 | 3 |
| 29 Raul Ibanez, L (1, 7)<br>OBP: 0.348, SLG: 0.568 | B FF 92<br>B FF 88<br>S FF 88<br>B CU 79<br>X FF 87<br>3-1 ③<br>F8 | | C FF 93<br>B CH 79<br>B FF 91<br>F SI 86<br>B FF 94<br>S FF 87<br>3-3 ③<br>K | | | B FF 92<br>B FF 87<br>B FF 88<br>C FF 91<br>F SI 88<br>F SI 88<br>S CH 85<br>3-3 ①<br>K | | F FF 96<br>S FF 96<br>B FF 95<br>B CU 82<br>S CU 82<br>2-3 ③<br>K | | 4 | 0 | 0 | 0 | 0 | 3 | 3 |
| 7 Pedro Feliz, R (1, 5)<br>OBP: 0.318, SLG: 0.389 | | C FF 93<br>F CH 81<br>C CU 78<br>0-3 ①<br>K | | X FF 90<br>0-0 ①<br>G6-3 | | C CH 79<br>F FF 93<br>X CH 77<br>0-2 ②<br>G6-3 | | | B SL 85<br>B FF 95<br>C FF 94<br>X SL 84<br>2-1 ①<br>G6-3 | 4 | 0 | 0 | 0 | 0 | 1 | 0 |
| 23 Paul Bako, L (1, 2)<br>OBP: 0.270, SLG: 0.313<br>4 Eric Bruntlett, R (9, PR)<br>OBP: 0.224, SLG: 0.240 | | B FF 93<br>B SI 89<br>X FF 89<br>2-0<br>HR | | C FF 92<br>B CH 79<br>B FF 92<br>F FF 92<br>B CU 77<br>F FF 93<br>F CH 81<br>B FF 94<br>4-2<br>43 FC2-6<br>BB | | B FF 93<br>B CH 80<br>B SI 90<br>B FF 90<br>4-0<br>BB | | | F SI 94<br>B SI 92<br>X SL 85<br>1-1<br>1B | 2<br>0 | 1<br>0 | 2<br>0 | 1<br>0 | 2<br>0 | 0<br>0 | 0<br>0 |
| 43 J.A. Happ, L (1, 1)<br>OBP: 0.103, SLG: 0.105<br>12 Matt Stairs, L (9, PH)<br>OBP: 0.358, SLG: 0.365 | | B FF 92<br>C FF 92<br>S FF 88<br>B FF 87<br>X FF 92<br>2-2 ②<br>P6 | | X FF 92<br>0-0 ②<br>FC2-6<br>11 2B<br>1-2f | | S SI 86<br>C FF 92<br>C FF 86<br>0-3 ③<br>K | | | 1 SAFE<br>B FF 95<br>S SI 94<br>B SI 94<br>C FF 94<br>S FF 95<br>2-3 ②<br>K | 3<br>1 | 0<br>0 | 0<br>0 | 0<br>0 | 0<br>0 | 1<br>1 | 2<br>1 |
| Inning Stats | R: 1<br>E: 0<br>K: 0<br>S: 12<br>H: 2<br>LOB: 2<br>BB: 1<br>P: 24 | R: 1<br>E: 0<br>K: 1<br>S: 13<br>H: 2<br>LOB: 1<br>BB: 0<br>P: 20 | R: 0<br>E: 0<br>K: 2<br>S: 11<br>H: 0<br>LOB: 1<br>BB: 1<br>P: 19 | R: 0<br>E: 0<br>K: 1<br>S: 11<br>H: 1<br>LOB: 2<br>BB: 1<br>P: 17 | R: 0<br>E: 0<br>K: 0<br>S: 7<br>H: 0<br>LOB: 0<br>BB: 0<br>P: 9 | R: 0<br>E: 0<br>K: 2<br>S: 10<br>H: 0<br>LOB: 1<br>BB: 1<br>P: 17 | R: 0<br>E: 0<br>K: 0<br>S: 5<br>H: 0<br>LOB: 0<br>BB: 0<br>P: 7 | R: 0<br>E: 0<br>K: 2<br>S: 11<br>H: 0<br>LOB: 0<br>BB: 0<br>P: 19 | R: 0<br>E: 0<br>K: 1<br>S: 8<br>H: 1<br>LOB: 1<br>BB: 0<br>P: 13 | 1B: 4<br>2B: 1<br>3B: 0<br>HR: 1<br>SF: 0<br>SAC: 0<br>DP: 0<br>HBP: 0 | | | | | | |

| PITCHER | | IP | WLS | BF | H | R | ER | SO | BB | IBB | HBP | BLK | WP | HR | S | P | ERA | WHIP |
|---|---|---|---|---|---|---|---|---|---|---|---|---|---|---|---|---|---|---|
| 37 Charlie Morton, R<br>ERA: 5.0 | (1, 1) | 6.0 | | 27 | 5 | 2 | 2 | 6 | 4 | 0 | 0 | 0 | 0 | 1 | 64 | 106 | 3.00 | 1.500 |
| 54 Denny Bautista, R<br>ERA: | (7, 1) | 2.0 | W | 6 | 0 | 0 | 0 | 2 | 0 | 0 | 0 | 0 | 0 | 0 | 16 | 26 | 0.00 | 0.000 |
| 55 Matt Capps, R<br>ERA: 6.23 | (9, 1) | 1.0 | S | 4 | 1 | 0 | 0 | 1 | 0 | 0 | 0 | 0 | 0 | 0 | 8 | 13 | 0.00 | 1.000 |

| PITCHER | IP | WLS | BF | H | R | ER | SO | BB | IBB | HBP | BLK | WP | HR | S | P | ERA | WHIP |
|---|---|---|---|---|---|---|---|---|---|---|---|---|---|---|---|---|---|

# TOP

Philadelphia Phillies @ Pittsburgh Pirates
PNC Park, Pittsburgh, PA
Thu Aug 27 2009, 7:05 PM EDT
Att. 24,470 - Partly Cloudy - 75 F

livebaseballscorecards.com

| | |
|---|---|
| AB | 33 |
| R | 2 |
| H | 6 |
| RBI | 2 |
| BB | 4 |
| SO | 9 |
| LOB | 15 |

WP: 0 PA: 37
PB: 0
SB: 2
CS: 0

# BOTTOM

Philadelphia Phillies @ Pittsburgh Pirates
PNC Park, Pittsburgh, PA
Thu Aug 27 2009, 7:05 PM EDT
Att. 24,470 - Partly Cloudy - 75 F

livebaseballscorecards.com

| Batter | 1 | 2 | 3 | 4 | 5 | 6 | 7 | 8 | 9 | AB | R | H | RBI | BB | SO | LOB |
|---|---|---|---|---|---|---|---|---|---|---|---|---|---|---|---|---|
| 22 Andrew McCutchen, R (1, 8)<br>OBP: 0.361, SLG: 0.486 | B FF 89<br>B FF 88<br>X FF 88<br>2-0<br>HR | | X FF 90<br>0-0<br>24<br>G6-3<br>1B | | D CU 75<br>C CH 82<br>C SL 85<br>B FF 93<br>S FF 88<br>2-3 ③<br>K | | | C FF 91<br>X CH 83<br>0-1 ①<br>F9 | | 4 | 1 | 2 | 1 | 0 | 1 | 2 |
| 24 Delwyn Young, S (1, 4)<br>OBP: 0.359, SLG: 0.431 | C FF 91<br>X CU 75<br>0-1 ①<br>F8 | | 1 SAFE<br>C FF 90<br>F FF 91<br>1 SAFE<br>1 SAFE<br>1 SAFE<br>F FF 92<br>F FF 93<br>X FF 87<br>0-2 ①②<br>G6-3<br>1-2f | | | C FF 90<br>F FF 90<br>S SL 82<br>0-3 ①<br>K | | 1 SAFE<br>X FF 90<br>0-0 ②<br>F9 | | 4 | 0 | 0 | 0 | 0 | 1 | 2 |
| 46 Garrett Jones, L (1, 9)<br>OBP: 0.353, SLG: 0.608 | C FF 90<br>F FF 91<br>F FF 90<br>X FF 91<br>0-2 ②<br>G4-3 | | C SL 85<br>F FF 92<br>X SL 86<br>0-2 ③<br>G3 | | | F FF 90<br>X SL 85<br>0-1 ②<br>G5-3 | | C FF 92<br>B FF 92<br>X FF 92<br>1-1<br>1-H<br>HR | | 4 | 1 | 1 | 2 | 0 | 0 | 0 |
| 15 Andy LaRoche, R (1, 5)<br>OBP: 0.329, SLG: 0.370 | S FF 91<br>C FF 92<br>B FF 88<br>X FF 92<br>1-2 ③<br>G6-3 | | | B CU 73<br>F FF 91<br>X CH 81<br>1-1 ①<br>G5-3 | | S CH 80<br>F CH 82<br>B FF 92<br>B SL 83<br>X FF 91<br>2-2<br>1B | | S CH 82<br>B FF 92<br>B CH 81<br>B FF 91<br>C CH 80<br>X FF 91<br>3-2 ③<br>F8 | | 4 | 0 | 1 | 0 | 0 | 0 | 0 |
| 41 Ryan Doumit, S (1, 2)<br>OBP: 0.259, SLG: 0.413 | | C FF 90<br>X FF 90<br>0-1 ①<br>G4-3 | | B FF 92<br>B FF 92<br>F CH 83<br>B FF 90<br>B FF 90<br>4-1<br>85<br>G5-4-3<br>BB | | X FF 91<br>0-0 ③<br>F9 | | | | 2 | 0 | 0 | 0 | 1 | 0 | 1 |
| 85 Lastings Milledge, R (1, 7)<br>OBP: 0.286, SLG: 0.339 | | C CU 73<br>X CH 81<br>0-1 ②<br>G6-3 | | C FF 91<br>B FF 91<br>F FF 92<br>F FF 91<br>F FF 92<br>1 SAFE<br>X SL 85<br>1-2 ②③<br>G5-4-3<br>1-2f | | | S CH 80<br>B FF 91<br>F CH 83<br>B FF 90<br>F CH 82<br>S SL 82<br>2-3 ①<br>K | | | 3 | 0 | 0 | 0 | 0 | 1 | 1 |
| 51 Steve Pearce, R (1, 3)<br>OBP: 0.313, SLG: 0.416 | | C FF 91<br>B FF 91<br>B FF 92<br>C FF 91<br>X FF 92<br>2-2<br>36<br>BB<br>1B | | | B CH 80<br>B FF 90<br>X FF 90<br>2-0<br>37<br>G6-3<br>2B | | C FF 90<br>S FF 91<br>B SL 83<br>B FF 92<br>B FF 91<br>X CH 82<br>3-2 ②<br>F7 | | | 3 | 0 | 2 | 0 | 0 | 0 | 0 |
| 36 Luis Alfonso Cruz, R (1, 6)<br>OBP: 0.286, SLG: 0.208 | | C CH 80<br>D CH 82<br>B FF 92<br>F FF 91<br>F FF 92<br>B FF 92<br>B FF 93<br>4-2<br>1-2<br>BB | | | B FF 91<br>X CH 81<br>1-0 ①<br>F8 | | B FF 91<br>B FF 91<br>C FF 89<br>C FF 90<br>X FF 91<br>2-2 ③<br>G3 | | | 2 | 0 | 0 | 0 | 1 | 0 | 1 |
| 37 Charlie Morton, R (1, 1)<br>OBP: 0.158, SLG: 0.158<br>54 Denny Bautista, R (7, 1)<br>5 Ronny Cedeno, R (8, PH)<br>OBP: 0.240, SLG: 0.339<br>55 Matt Capps, R (9, 1) | | S FF 90<br>S FF 92<br>S FF 93<br>0-3 ③<br>K | | | B FF 91<br>C FF 91<br>S FF 91<br>X FF 93<br>1-2 ②<br>G6-3<br>2-3 | | | C FF 90<br>C FF 91<br>B FF 91<br>X SL 83<br>2-2<br>46<br>HR<br>1B | | 2<br>0<br>1<br>0 | 0<br>0<br>1<br>0 | 0<br>0<br>1<br>0 | 0<br>0<br>1<br>0 | 1<br>0<br>0<br>0 | 0<br>0<br>0<br>0 | 3<br>0<br>0<br>0 |
| Inning Stats | R: 1<br>E: 0<br>K: 0<br>S: 10<br>H: 1<br>LOB: 0<br>BB: 0<br>P: 13 | R: 0<br>E: 0<br>K: 1<br>S: 13<br>H: 1<br>LOB: 2<br>BB: 1<br>P: 19 | R: 0<br>E: 0<br>K: 0<br>S: 9<br>H: 1<br>LOB: 0<br>BB: 0<br>P: 9 | R: 0<br>E: 0<br>K: 0<br>S: 8<br>H: 0<br>LOB: 0<br>BB: 1<br>P: 14 | R: 0<br>E: 0<br>K: 1<br>S: 8<br>H: 1<br>LOB: 1<br>BB: 0<br>P: 14 | R: 0<br>E: 0<br>K: 1<br>S: 9<br>H: 1<br>LOB: 1<br>BB: 0<br>P: 11 | R: 0<br>E: 0<br>K: 1<br>S: 10<br>H: 0<br>LOB: 0<br>BB: 0<br>P: 17 | R: 2<br>E: 0<br>K: 0<br>S: 11<br>H: 2<br>LOB: 0<br>BB: 0<br>P: 17 | | 1B: 4<br>2B: 1<br>3B: 0<br>HR: 2<br>SF: 0<br>SAC: 0<br>DP: 2<br>HBP: 0 | | | | WP: 0<br>PB: 0<br>SB: 0<br>CS: 0 | PA: 31 | |

| | AB | 29 |
|---|---|---|
| | R | 3 |
| | H | 7 |
| | RBI | 3 |
| | BB | 2 |
| | SO | 4 |
| | LOB | 10 |

| PITCHER | IP | WLS | BF | H | R | ER | SO | BB | IBB | HBP | BLK | WP | HR | S | P | ERA | WHIP |
|---|---|---|---|---|---|---|---|---|---|---|---|---|---|---|---|---|---|
| 43 J.A. Happ, L (1, 1)<br>ERA: 2.63 | 8.0 | L | 31 | 7 | 3 | 3 | 4 | 2 | 0 | 0 | 0 | 0 | 2 | 78 | 114 | 3.38 | 1.125 |

| PITCHER | IP | WLS | BF | H | R | ER | SO | BB | IBB | HBP | BLK | WP | HR | S | P | ERA | WHIP |
|---|---|---|---|---|---|---|---|---|---|---|---|---|---|---|---|---|---|

| Batter | 1 | 2 | 3 | 4 | 5 | 6 | 7 | 8 | 9 | AB | R | H | RBI | BB | SO | LOB |
|---|---|---|---|---|---|---|---|---|---|---|---|---|---|---|---|---|
| 22 Andrew McCutchen, R (1, 8)<br>OBP: 0.364, SLG: 0.502 | C FF 94<br>B FF 90<br>B FF 94<br>X FF 94<br>2-1<br>24<br>2B<br>1B | F FF 95<br>X FS 88<br>0-1<br>1-3<br>2-H<br>3-H<br>2B | | B FF 90<br>B FF 90<br>X FF 91<br>2-0<br>①<br>F9 | | B CU 76<br>B FS 84<br>X FF 93<br>2-0<br>2-H<br>HR | | C SL 83<br>D SL 84<br>B SL 84<br>B SL 83<br>C SI 95<br>T SI 96<br>3-2<br>③<br>K | | 5 | 1 | 3 | 4 | 0 | 1 | 1 |
| 24 Delwyn Young, S (1, 4)<br>OBP: 0.356, SLG: 0.430 | C FF 95<br>F FF 90<br>X FS 85<br>0-2<br>1-3<br>2B | X FF 92<br>0-0<br>②<br>F8 | | B CU 77<br>C FF 92<br>B CU 76<br>F FS 87<br>S FS 84<br>2-3<br>②<br>K | | B CU 76<br>F FF 92<br>T FS 85<br>B FS 85<br>B FS 84<br>X FS 86<br>3-2<br>②<br>L7 | | | C FF 88<br>B CH 76<br>S CH 76<br>B CH 76<br>C FF 87<br>2-3<br>①<br>K | 5 | 0 | 1 | 0 | 0 | 2 | 2 |
| 46 Garrett Jones, L (1, 9)<br>OBP: 0.349, SLG: 0.598 | X FF 95<br>0-0<br>①<br>P6 | B SI 94<br>S SI 93<br>F FF 94<br>S CU 79<br>1-3<br>③<br>K | | B CU 76<br>B FF 94<br>X SI 93<br>2-0<br>15<br>FC6-4<br>1B | | C CU 77<br>X CU 77<br>0-1<br>③<br>G3 | | | C FF 88<br>B FF 88<br>S CH 76<br>B CH 77<br>X CH 75<br>2-2<br>E1 | 5 | 0 | 1 | 0 | 0 | 1 | 4 |
| 15 Andy LaRoche, R (1, 5)<br>OBP: 0.330, SLG: 0.369 | I IN 66<br>I IN 68<br>I IN 74<br>I IN 81<br>4-0<br>41<br>G5-4-3<br>IBB | X FF 92<br>0-0<br>41<br>FC5-4<br>1B | B FS 86<br>C FS 86<br>X FS 86<br>1-1<br>③<br>FC6-4<br>1-2f | | | | C FF 90<br>F SL 84<br>F SL 84<br>B FF 91<br>X FC 91<br>1-2<br>①<br>G4-3 | | F CH 74<br>F FF 85<br>F FF 86<br>F CH 75<br>D CH 76<br>T FC 86<br>1-2<br>②<br>K | 4 | 0 | 1 | 0 | 1 | 1 | 2 |
| 41 Ryan Doumit, S (1, 2)<br>OBP: 0.255, SLG: 0.406<br>35 Jason Jaramillo, S (5, 2)<br>OBP: 0.314, SLG: 0.379 | C FF 94<br>F FF 94<br>B FF 94<br>F FS 85<br>B FF 96<br>X FF 92<br>2-2<br>②<br>③<br>G5-4-3<br>1-2f | X FF 92<br>0-0<br>①<br>FC5-4<br>85<br>1B<br>51<br>2B<br>1-2f | | | B FF 89<br>B FS 85<br>F FF 92<br>X FF 92<br>2-1<br>①<br>F8 | | B SI 90<br>X FF 90<br>1-0<br>②<br>G3 | | C CH 75<br>F CH 76<br>D CH 76<br>B FC 88<br>S CH 76<br>2-3<br>③<br>K2-3 | 3<br>2 | 1<br>0 | 0<br>0 | 0<br>0 | 0<br>0 | 0<br>1 | 4<br>1 |
| 85 Lastings Milledge, R (1, 7)<br>OBP: 0.301, SLG: 0.348 | | C FF 92<br>S FS 86<br>X FF 93<br>0-2<br>36<br>L9<br>22<br>2B<br>51<br>BB<br>1B | B FF 89<br>B FF 94<br>X FF 93<br>2-0<br>51<br>2B<br>1-2<br>1B | | B FF 92<br>F FF 91<br>B FS 86<br>F FS 85<br>B FS 85<br>B FF 92<br>4-2<br>51<br>G5-4-3<br>BB | | B FF 90<br>C SI 87<br>X FF 89<br>1-1<br>③<br>F9 | | | 3 | 2 | 2 | 0 | 1 | 0 | 0 |
| 51 Steve Pearce, R (1, 3)<br>OBP: 0.319, SLG: 0.423 | | C FF 93<br>D FF 88<br>B FF 90<br>D CU 74<br>B FF 94<br>4-1<br>57<br>BB<br>22<br>2B<br>1-2<br>BB | X FF 89<br>0-0<br>1-H<br>2-H<br>2B | | X FF 93<br>0-0<br>②<br>③<br>G5-4-3<br>1-2f | | | C SL 83<br>B FF 90<br>X SL 84<br>1-1<br>①<br>G6-3 | | 3 | 1 | 1 | 2 | 1 | 0 | 1 |
| 36 Luis Alfonso Cruz, R (1, 6)<br>OBP: 0.281, SLG: 0.185 | | C FF 93<br>C FF 94<br>X FF 95<br>0-2<br>①<br>L9<br>2-3 | B CU 78<br>B FF 94<br>X FF 93<br>2-0<br>②<br>G5-3 | | | C FF 90<br>B CU 75<br>X FS 84<br>1-1<br>①<br>G6-3 | | C FF 90<br>B FF 90<br>B SL 85<br>B FF 88<br>H FF 87<br>4-1<br>HBP | | 3 | 0 | 0 | 0 | 0 | 0 | 3 |
| 57 Zach Duke, L (1, 1)<br>OBP: 0.250, SLG: 0.234<br>34 Chris Bootcheck, R (4, 1)<br>10 Brian Bixler, R (6, PH)<br>OBP: 0.281, SLG: 0.400<br>58 Steven Jackson, R (6, 1)<br>52 Joel Hanrahan, R (7, 1)<br>5 Ronny Cedeno, R (8, PH)<br>OBP: 0.239, SLG: 0.337<br>54 Denny Bautista, R (8, 1) | | C FF 93<br>B CU 79<br>B FF 94<br>B FF 94<br>F FF 92<br>B FF 94<br>4-2<br>22<br>2B<br>1-2<br>BB | B CU 77<br>C FF 93<br>B FF 94<br>F FF 93<br>B CU 77<br>X FF 91<br>3-2<br>③<br>G4-3 | | | X FF 92<br>0-0<br>22<br>HR<br>2B | | B SL 85<br>X SL 85<br>1-0<br>②<br>F8 | | 1<br>0<br>1<br>0<br>0<br>0<br>1<br>0 | 0<br>0<br>1<br>0<br>0<br>0<br>0<br>0 | 0<br>0<br>1<br>0<br>0<br>0<br>0<br>0 | 0<br>0<br>0<br>0<br>0<br>0<br>0<br>0 | 1<br>0<br>0<br>0<br>0<br>0<br>0<br>0 | 0<br>0<br>0<br>0<br>0<br>0<br>1<br>0 | 1<br>0<br>0<br>0<br>1<br>0<br>0<br>0 |
| Inning Stats | R: 0<br>E: 0<br>K: 0<br>S: 10<br>H: 2<br>LOB: 2<br>BB: 1<br>P: 18 | R: 2<br>E: 0<br>K: 1<br>S: 15<br>H: 2<br>LOB: 2<br>BB: 2<br>P: 24 | R: 2<br>E: 0<br>K: 0<br>S: 8<br>H: 3<br>LOB: 1<br>BB: 0<br>P: 15 | R: 0<br>E: 0<br>K: 1<br>S: 7<br>H: 1<br>LOB: 1<br>BB: 0<br>P: 14 | R: 0<br>E: 0<br>K: 0<br>S: 5<br>H: 0<br>LOB: 0<br>BB: 1<br>P: 11 | R: 2<br>E: 0<br>K: 0<br>S: 9<br>H: 2<br>LOB: 0<br>BB: 0<br>P: 15 | R: 0<br>E: 0<br>K: 0<br>S: 7<br>H: 0<br>LOB: 0<br>BB: 0<br>P: 10 | R: 0<br>E: 0<br>K: 1<br>S: 7<br>H: 0<br>LOB: 0<br>BB: 0<br>P: 16 | R: 0<br>E: 1<br>K: 3<br>S: 14<br>H: 0<br>LOB: 1<br>BB: 0<br>P: 21 | 1B: 5<br>2B: 4<br>3B: 0<br>HR: 1<br>SF: 0<br>SAC: 0<br>DP: 2<br>HBP: 1 | | | | WP: 0<br>PB: 0<br>SB: 0<br>CS: 0 | PA: 41 | |

| PITCHER | | IP | WLS | BF | H | R | ER | SO | BB | IBB | HBP | BLK | WP | HR | S | P | ERA | WHIP |
|---|---|---|---|---|---|---|---|---|---|---|---|---|---|---|---|---|---|---|
| 26 Manny Parra, L<br>ERA: 6.66 | (1, 1) | 6.0 | W | 30 | 10 | 6 | 6 | 2 | 3 | 1 | 0 | 0 | 0 | 1 | 54 | 97 | 9.00 | 2.167 |
| 20 David Weathers, R<br>ERA: 3.4 | (7, 1) | 1.2 | H | 6 | 0 | 0 | 0 | 0 | 0 | 0 | 1 | 0 | 0 | 0 | 11 | 20 | 0.00 | 0.000 |
| 60 Todd Coffey, R<br>ERA: 2.65 | (8, 1) | 0.1 | H | 1 | 0 | 0 | 0 | 1 | 0 | 0 | 0 | 0 | 0 | 0 | 3 | 6 | 0.00 | 0.000 |
| 51 Trevor Hoffman, R<br>ERA: 1.8 | (9, 1) | 1.0 | S | 4 | 0 | 0 | 0 | 3 | 0 | 0 | 0 | 0 | 0 | 0 | 14 | 21 | 0.00 | 0.000 |

| PITCHER | IP | WLS | BF | H | R | ER | SO | BB | IBB | HBP | BLK | WP | HR | S | P | ERA | WHIP |
|---|---|---|---|---|---|---|---|---|---|---|---|---|---|---|---|---|---|

# TOP

## Pittsburgh Pirates @ Milwaukee Brewers

Miller Park, Milwaukee, WI

Fri Aug 28 2009, 7:05 PM CDT

Att. 34,438 - Clear - 68 F

livebaseballscorecards.com

| | |
|---|---|
| AB | 36 |
| R | 6 |
| H | 10 |
| RBI | 6 |
| BB | 4 |
| SO | 6 |
| LOB | 20 |

| Batter | 1 | 2 | 3 | 4 | 5 | 6 | 7 | 8 | 9 | AB | R | H | RBI | BB | SO | LOB |
|---|---|---|---|---|---|---|---|---|---|---|---|---|---|---|---|---|
| 3 Felipe Lopez, S (1, 4)<br>OBP: 0.376, SLG: 0.439 | G5-3<br>G6-3 | | G5-4-3<br>1-2f | | | F9 | | | | 4 | 0 | 0 | 0 | 0 | 0 | 5 |
| 16 Jason Bourgeois, R (1, 9)<br>20 David Weathers, R (7, 1)<br>60 Todd Coffey, R (8, 1)<br>51 Trevor Hoffman, R (9, 1) | 28 HR<br>8<br>1B<br>1B | HR | | G5-3 | | F8 | | | | 4<br>0<br>0<br>0 | 2<br>0<br>0<br>0 | 2<br>0<br>0<br>0 | 1<br>0<br>0<br>0 | 0<br>0<br>0<br>0 | 0<br>0<br>0<br>0 | 1<br>0<br>0<br>0 |
| 8 Ryan Braun, R (1, 7)<br>OBP: 0.384, SLG: 0.564 | 28 HR<br>1B | P3 | | HR | | F9 | | | | 4 | 2 | 2 | 1 | 0 | 0 | 1 |
| 28 Prince Fielder, L (1, 3)<br>OBP: 0.416, SLG: 0.603 | HR | G3 | | P6 | | | 14<br>G1-4-3<br>BB | | | 3 | 1 | 1 | 3 | 1 | 0 | 0 |
| 14 Casey McGehee, R (1, 5)<br>30 Craig Counsell, L (9, 5)<br>OBP: 0.355, SLG: 0.409 | 25<br>CS<br>1B | L8 | | K | | | G1-4-3<br>1-2f | | | 4<br>0 | 0<br>0 | 1<br>0 | 0<br>0 | 0<br>0 | 1<br>0 | 1<br>0 |
| 25 Mike Cameron, R (1, 8)<br>OBP: 0.361, SLG: 0.463 | 18<br>BB<br>21<br>1B<br>1B | 18<br>1B<br>21<br>1B<br>2B | | | K | | K | | | 4 | 2 | 2 | 0 | 0 | 2 | 0 |
| 18 Jason Kendall, R (1, 2)<br>OBP: 0.332, SLG: 0.292 | 21<br>1B<br>26<br>1B<br>BB | 26<br>FC3-5<br>21<br>1B<br>1B | | F8 | | | | F8 | | 3 | 1 | 1 | 0 | 1 | 0 | 0 |
| 21 Alcides Escobar, R (1, 6)<br>OBP: 0.292, SLG: 0.348 | 26<br>1B<br>1B | 26<br>FC3-5<br>1B | | F7 | | | | K | | 4 | 0 | 2 | 2 | 0 | 1 | 0 |
| 26 Manny Parra, L (1, 1)<br>22 Jody Gerut, L (6, PH)<br>(7, 9)<br>OBP: 0.190, SLG: 0.205<br>OBP: 0.262, SLG: 0.354 | 1B | FC3-5<br>3<br>G5-4-3 | | | BB | | | K | | 2<br>1 | 0<br>0 | 1<br>0 | 1<br>0 | 0<br>1 | 0<br>1 | 2<br>0 |
| Inning Stats | R: 5<br>E: 0<br>K: 0<br>S: 23<br>H: 7<br>LOB: 2<br>BB: 1<br>P: 41 | R: 1<br>E: 0<br>K: 0<br>S: 10<br>H: 1<br>LOB: 0<br>BB: 0<br>P: 15 | R: 1<br>E: 0<br>K: 0<br>S: 9<br>H: 3<br>LOB: 1<br>BB: 0<br>P: 13 | R: 1<br>E: 0<br>K: 1<br>S: 9<br>H: 1<br>LOB: 0<br>BB: 0<br>P: 13 | R: 0<br>E: 0<br>K: 1<br>S: 9<br>H: 0<br>LOB: 0<br>BB: 0<br>P: 12 | R: 0<br>E: 0<br>K: 0<br>S: 6<br>H: 0<br>LOB: 1<br>BB: 1<br>P: 12 | R: 0<br>E: 0<br>K: 1<br>S: 6<br>H: 0<br>LOB: 0<br>BB: 1<br>P: 11 | R: 0<br>E: 0<br>K: 2<br>S: 11<br>H: 0<br>LOB: 0<br>BB: 0<br>P: 15 | | 1B: 8<br>2B: 1<br>3B: 0<br>HR: 3<br>SF: 0<br>SAC: 0<br>DP: 2<br>HBP: 0 | | | | | WP: 0<br>PB: 0<br>SB: 0<br>CS: 1<br>PA: 36 | |

# BOTTOM

## Pittsburgh Pirates @ Milwaukee Brewers

Miller Park, Milwaukee, WI

Fri Aug 28 2009, 7:05 PM CDT

Att. 34,438 - Clear - 68 F

livebaseballscorecards.com

| | |
|---|---|
| AB | 33 |
| R | 8 |
| H | 12 |
| RBI | 8 |
| BB | 3 |
| SO | 5 |
| LOB | 10 |

| PITCHER | | IP | WLS | BF | H | R | ER | SO | BB | IBB | HBP | BLK | WP | HR | S | P | ERA | WHIP |
|---|---|---|---|---|---|---|---|---|---|---|---|---|---|---|---|---|---|---|
| 57 Zach Duke, L<br>ERA: 3.68 | (1, 1) | 3.0 | L | 19 | 11 | 7 | 7 | 0 | 1 | 0 | 0 | 0 | 0 | 2 | 42 | 69 | 21.00 | 4.000 |
| 34 Chris Bootcheck, R<br>ERA: 15.43 | (4, 1) | 2.0 | | 7 | 1 | 1 | 1 | 2 | 0 | 0 | 0 | 0 | 0 | 1 | 18 | 25 | 4.50 | 0.500 |
| 58 Steven Jackson, R<br>ERA: 3.94 | (6, 1) | 1.0 | | 4 | 0 | 0 | 0 | 0 | 1 | 0 | 0 | 0 | 0 | 0 | 6 | 12 | 0.00 | 1.000 |
| 52 Joel Hanrahan, R<br>ERA: 5.74 | (7, 1) | 1.0 | | 3 | 0 | 0 | 0 | 1 | 1 | 0 | 0 | 0 | 0 | 0 | 6 | 11 | 0.00 | 1.000 |
| 54 Denny Bautista, R<br>ERA: | (8, 1) | 1.0 | | 3 | 0 | 0 | 0 | 2 | 0 | 0 | 0 | 0 | 0 | 0 | 11 | 15 | 0.00 | 0.000 |

| PITCHER | IP | WLS | BF | H | R | ER | SO | BB | IBB | HBP | BLK | WP | HR | S | P | ERA | WHIP |
|---|---|---|---|---|---|---|---|---|---|---|---|---|---|---|---|---|---|

# TOP

# Pittsburgh Pirates @ Milwaukee Brewers

Miller Park, Milwaukee, WI

Sat Aug 29 2009, 6:05 PM CDT
Att. 41,773 - Roof Closed - 69 F

livebaseballscorecards.com

| Batter | 1 | 2 | 3 | 4 | 5 | 6 | 7 | 8 | 9 | AB | R | H | RBI | BB | SO | LOB |
|---|---|---|---|---|---|---|---|---|---|---|---|---|---|---|---|---|
| 22 Andrew McCutchen, R (1, 8)<br>OBP: 0.362, SLG: 0.500 | B FF 93<br>B FF 94<br>B FF 92<br>C FF 92<br>C FF 94<br>X FF 94<br>3-2<br>2B | | B FF 94<br>X FF 93<br>1-0 ②<br>B1-3 | | C SI 93<br>S SI 93<br>X SL 87<br>0-2 ①<br>G6-3<br>1-2 | | F FF 89<br>B SL 85<br>X SL 83<br>1-1 ②<br>G6-3 | | B FF 90<br>C FF 90<br>B CH 84<br>T CH 82<br>D SL 85<br>F FF 91<br>S SL 83<br>3-3 ③<br>K | 5 | 0 | 1 | 0 | 0 | 1 | 2 |
| 24 Delwyn Young, S (1, 4)<br>OBP: 0.355, SLG: 0.431 | F SI 94<br>C FF 94<br>C FF 94<br>0-3 ①<br>K | | C FF 95<br>B FF 94<br>S CU 82<br>B FF 95<br>F FF 95<br>B CU 82<br>C FF 96<br>3-3 ③<br>K | | F CU 83<br>F FF 94<br>B FF 96<br>D CU 83<br>X CH 84<br>2-2<br>15<br>HR<br>2-H<br>2B | | B SI 88<br>C SI 88<br>F FF 89<br>B SI 89<br>X SI 88<br>2-2 ③<br>P3 | | | 4 | 1 | 1 | 1 | 0 | 2 | 1 |
| 46 Garrett Jones, L (1, 9)<br>OBP: 0.352, SLG: 0.594 | B FF 94<br>F FF 94<br>S CU 83<br>B FF 94<br>B FF 94<br>B CU 82<br>4-2<br>BB | | | B FF 93<br>B CH 84<br>C CH 84<br>C FF 93<br>X FF 95<br>2-2<br>85<br>1B<br>1B | D CH 86<br>C FF 95<br>X SI 95<br>1-1 ②<br>F8 | | | F SI 96<br>S SL 84<br>B SI 97<br>B SL 84<br>F SI 96<br>F SI 97<br>B SL 85<br>F SI 96<br>F SI 96<br>3-2 ①<br>X SI 85<br>F8 | | 3 | 0 | 1 | 0 | 1 | 0 | 1 |
| 15 Andy LaRoche, R (1, 5)<br>OBP: 0.329, SLG: 0.375 | B CU 82<br>X FF 94<br>1-0 ②<br>F8 | | | B SL 88<br>B FF 93<br>B FF 93<br>C FF 92<br>X FF 93<br>3-1 ①<br>P3 | B CU 82<br>C CU 82<br>B FF 95<br>S CH 86<br>X FF 94<br>2-2<br>2-H<br>HR | | | B SI 96<br>B SI 96<br>C SI 95<br>B SI 95<br>C SI 96<br>X SI 96<br>3-2 ②<br>G5-3 | | 4 | 1 | 1 | 2 | 0 | 0 | 3 |
| 51 Steve Pearce, R (1, 3)<br>OBP: 0.317, SLG: 0.417 | D CU 83<br>C CU 82<br>F FF 95<br>B FF 95<br>D CU 83<br>X CU 82<br>3-2 ③<br>G5-3 | | | X FF 94<br>0-0 ②<br>P4 | B SL 89<br>B FF 94<br>S FF 94<br>S SL 88<br>F CU 82<br>C SI 95<br>2-3 ③<br>K | | | B SI 96<br>F SI 95<br>B SL 84<br>B SL 83<br>X SI 95<br>3-1<br>85<br>FC6<br>1B | | 4 | 0 | 1 | 0 | 0 | 1 | 3 |
| 85 Lastings Milledge, R (1, 7)<br>OBP: 0.307, SLG: 0.353 | | B FF 92<br>S FF 92<br>C FF 93<br>B FF 94<br>S FF 94<br>2-3 ①<br>K | | F FF 94<br>S CU 81<br>X FF 94<br>0-2<br>35<br>BB<br>1-3<br>1B | | C FF 93<br>F FF 93<br>X SL 82<br>0-2<br>10<br>CS<br>1B | | B SI 96<br>C SI 96<br>X SI 96<br>1-1 ③<br>FC6<br>1-2f | | 4 | 0 | 2 | 0 | 0 | 1 | 1 |
| 35 Jason Jaramillo, S (1, 2)<br>OBP: 0.312, SLG: 0.372 | | C FF 95<br>B CH 86<br>B CH 86<br>X FF 94<br>2-1 ②<br>G6-3 | | B FF 94<br>F FF 93<br>B CU 83<br>B CH 84<br>B FF 95<br>4-1<br>1-2<br>BB | | 1 SAFE<br>X SI 89<br>0-0 ①<br>F9 | | | C FF 90<br>B FF 90<br>S CH 84<br>B SL 84<br>X FF 90<br>2-2 ①<br>G4-3 | 3 | 0 | 0 | 0 | 1 | 0 | 1 |
| 10 Brian Bixler, R (1, 6)<br>OBP: 0.257, SLG: 0.364<br>5 Ronny Cedeno, R (9, PH)<br>OBP: 0.242, SLG: 0.344 | | S CU 82<br>B CU 83<br>F FF 94<br>F FF 95<br>B SL 85<br>B FF 94<br>F FF 95<br>S CH 86<br>3-3 ③<br>K | | C CU 82<br>F CU 82<br>B FF 94<br>B FF 94<br>S CU 82<br>2-3 ③<br>K | | B SI 89<br>B SI 91<br>1 SAFE<br>F SI 90<br>S SI 91<br>C SI 93<br>2-3 ②③<br>K<br>1-2 | | | C FF 91<br>S FF 91<br>F FF 91<br>F SL 83<br>X FF 90<br>0-2<br>44<br>G4-3<br>2B | 3<br>1 | 0<br>0 | 0<br>1 | 0<br>0 | 0<br>0 | 3<br>0 | 4<br>0 |
| 25 Kevin Hart, R (1, 1)<br>OBP: 0.368, SLG: 0.250<br>5 Ramón Vázquez, L (7, PH)<br>OBP: 0.353, SLG: 0.297<br>32 Phil Dumatrait, R (7, 1)<br>58 Steven Jackson, R (8, 1)<br>44 Brandon Moss, L (9, PH)<br>OBP: 0.303, SLG: 0.367 | | | C FF 93<br>F FF 92<br>S CU 82<br>0-3 ①<br>K | | F FF 94<br>F CU 83<br>B CU 84<br>B CU 82<br>B FF 96<br>B FF 96<br>4-2<br>22<br>G6-3<br>24<br>2B<br>BB | | C SI 88<br>C SI 89<br>B SI 89<br>B SI 89<br>F SI 88<br>C SI 89<br>2-3 ①<br>K | | C FF 89<br>X CH 83<br>0-1 ②<br>G4-3<br>2-3 | 1<br>1<br>0<br>0<br>1 | 1<br>0<br>0<br>0<br>0 | 0<br>0<br>0<br>0<br>0 | 0<br>0<br>0<br>0<br>0 | 1<br>0<br>0<br>0<br>0 | 1<br>1<br>0<br>0<br>0 | 0<br>0<br>0<br>0<br>1 |
| Inning Stats | R: 0<br>E: 0<br>K: 1<br>S: 12<br>H: 1<br>LOB: 2<br>BB: 1<br>P: 23 | R: 0<br>E: 0<br>K: 2<br>S: 10<br>H: 0<br>LOB: 0<br>BB: 0<br>P: 17 | R: 0<br>E: 0<br>K: 2<br>S: 8<br>H: 0<br>LOB: 0<br>BB: 0<br>P: 12 | R: 0<br>E: 0<br>K: 1<br>S: 13<br>H: 2<br>LOB: 3<br>BB: 1<br>P: 24 | R: 3<br>E: 0<br>K: 1<br>S: 17<br>H: 2<br>LOB: 0<br>BB: 1<br>P: 28 | R: 0<br>E: 0<br>K: 1<br>S: 7<br>H: 1<br>LOB: 0<br>BB: 0<br>P: 9 | R: 0<br>E: 0<br>K: 1<br>S: 9<br>H: 0<br>LOB: 0<br>BB: 0<br>P: 14 | R: 0<br>E: 0<br>K: 0<br>S: 14<br>H: 1<br>LOB: 1<br>BB: 0<br>P: 24 | R: 0<br>E: 0<br>K: 1<br>S: 14<br>H: 1<br>LOB: 1<br>BB: 0<br>P: 19 | 1B: 4<br>2B: 3<br>3B: 0<br>HR: 1<br>SF: 0<br>SAC: 0<br>DP: 0<br>HBP: 0 | | | | | | |

| | AB | 34 |
|---|---|---|
| | R | 3 |
| | H | 8 |
| | RBI | 3 |
| | BB | 3 |
| | SO | 10 |
| | LOB | 17 |

| PITCHER | | IP | WLS | BF | H | R | ER | SO | BB | IBB | HBP | BLK | WP | HR | S | P | ERA | WHIP |
|---|---|---|---|---|---|---|---|---|---|---|---|---|---|---|---|---|---|---|
| 49 Yovani Gallardo, R<br>ERA: 3.56 | (1, 1) | 5.0 | | 23 | 5 | 3 | 3 | 7 | 3 | 0 | 0 | 0 | 0 | 1 | 60 | 104 | 5.40 | 1.600 |
| 50 Claudio Vargas, R<br>ERA: 2.49 | (6, 1) | 1.0 | W | 3 | 1 | 0 | 0 | 1 | 0 | 0 | 0 | 0 | 0 | 0 | 7 | 9 | 0.00 | 1.000 |
| 20 David Weathers, R<br>ERA: 3.33 | (7, 1) | 1.0 | H | 3 | 0 | 0 | 0 | 1 | 0 | 0 | 0 | 0 | 0 | 0 | 9 | 14 | 0.00 | 0.000 |
| 60 Todd Coffey, R<br>ERA: 2.61 | (8, 1) | 1.0 | H | 4 | 1 | 0 | 0 | 0 | 0 | 0 | 0 | 0 | 0 | 0 | 14 | 24 | 0.00 | 1.000 |
| 12 Carlos Villanueva, R<br>ERA: 6.01 | (9, 1) | 1.0 | | 4 | 1 | 0 | 0 | 1 | 0 | 0 | 0 | 0 | 0 | 0 | 14 | 19 | 0.00 | 1.000 |

| PITCHER | | IP | WLS | BF | H | R | ER | SO | BB | IBB | HBP | BLK | WP | HR | S | P | ERA | WHIP |
|---|---|---|---|---|---|---|---|---|---|---|---|---|---|---|---|---|---|---|

WP: 0 PB: 0 SB: 0 CS: 1 PA: 37

# BOTTOM

## Pittsburgh Pirates @ Milwaukee Brewers

Miller Park, Milwaukee, WI

Sat Aug 29 2009, 6:05 PM CDT
Att. 41,773 - Roof Closed - 69 F

livebaseballscorecards.com

| Batter | 1 | 2 | 3 | 4 | 5 | 6 | 7 | 8 | 9 | AB | R | H | RBI | BB | SO | LOB |
|---|---|---|---|---|---|---|---|---|---|---|---|---|---|---|---|---|
| 3 Felipe Lopez, S (1, 4) OBP: 0.372, SLG: 0.434 | B FF 95 C FF 95 B SI 94 F FF 95 F SI 94 B FF 95 X SI 90 — 3-2 — G3-1 ① | | C FF 95 B SI 93 D CU 81 F SI 92 X FF 95 — 2-2 — FC3-6 (8 HBP, 30 1B, 28 BB) ② 1-2f 3-H | | B SI 92 B SI 91 F FF 92 B SI 90 F FF 93 X FF 94 — 3-2 — E4 (30 1B, 8 G4-3) | B CU 82 B FF 94 F SI 92 F SL 87 X FF 94 — 2-2 — F8 ③ 2-3 3-H | | C SI 91 S CH 85 X CH 84 — 0-2 — G3 ③ | | 5 | 2 | 0 | 1 | 0 | 0 | 3 |
| 30 Craig Counsell, L (1, 5) OBP: 0.359, SLG: 0.419 | B SI 92 F FF 95 B CU 80 X FF 93 — 2-1 — F8 ② | | X FF 94 — 0-0 — (28 BB, 8 HBP) 1B 1-2 | | 1 SAFE D CU 82 X SI 92 — 1-0 — (8 G4-3) 1B 1-3 | | C SI 93 B SL 84 C SI 93 B SL 83 B SI 94 F SI 95 X SI 94 — 3-2 — (8 SF7) 3B | | | 4 | 1 | 3 | 0 | 0 | 0 | 0 |
| 8 Ryan Braun, R (1, 7) OBP: 0.383, SLG: 0.562 | S FF 95 B SI 95 S CU 82 X CU 82 — 1-2 — L9 ③ | | C SI 95 F SI 96 H SI 95 — 1-2 — (28 BB) HBP 1-2 2-3 | | F CU 81 X SI 94 — 0-1 — G4-3 ① ② 1-2f 3-H | | X SI 93 — 0-0 — SF7 ① 3-H | | | 2 | 0 | 0 | 1 | 0 | 0 | 1 |
| 28 Prince Fielder, L (1, 3) OBP: 0.415, SLG: 0.599 | | B SI 93 X SI 93 — 1-0 — F8 ① | S CU 81 D CU 81 B CU 82 B FF 95 D CU 80 — 4-1 — BB 1-2 2-3 3-H | | B SL 81 C CU 81 S CU 80 S CU 82 — 1-3 — K2-3 ③ | | C SI 94 B SL 86 X SL 84 — 1-1 — F7 ② | | | 3 | 0 | 0 | 1 | 1 | 1 | 0 |
| 25 Mike Cameron, R (1, 8) OBP: 0.358, SLG: 0.459 | | B FF 95 C FF 95 F FF 95 F CU 81 B CU 82 B FF 95 F SI 90 X FF 96 — 3-2 — L8 ② | C FF 94 F CU 82 D CU 80 F CU 82 B SI 94 B FF 94 F SI 92 S CU 81 — 3-3 — K ③ | | | F FF 96 B FF 95 C SL 89 S SI 95 — 1-3 — K ① | B SI 95 C CH 83 B SI 95 B CH 83 F SI 94 F SI 93 C SI 93 — 3-3 — K ③ | | | 4 | 0 | 0 | 0 | 0 | 3 | 3 |
| 27 Frank Catalanotto, L (1, 9) OBP: 0.354, SLG: 0.387 | | C FF 97 X SI 93 — 0-1 — G5-3 ③ | | B SI 90 C SI 87 B SI 93 X FF 95 — 2-1 — P5 ① | | B SI 94 B SI 95 X SI 93 — 2-0 — G1-3 ② | | C SI 92 B CH 84 X SI 92 — 1-1 — (21 1B) 3B | | 4 | 1 | 1 | 0 | 0 | 0 | 0 |
| 18 Jason Kendall, R (1, 2) OBP: 0.336, SLG: 0.298 | | | B FF 95 B FF 95 B SI 88 C FF 93 X FF 94 — 3-1 — (49 FC5-4, 3 FC3-6) 2B | B SI 92 B CU 79 B FF 95 C SI 95 B SI 92 — 4-1 — (21 G6-3) BB | | B FF 94 S SI 93 C CU 81 B FF 95 B CU 81 X FF 96 — 3-2 — (21 1B, 21 S, 22 2B) 1B | | B SI 91 B SI 92 X SI 92 — 2-0 — G5-3 ① | | 3 | 2 | 2 | 0 | 1 | 0 | 1 |
| 21 Alcides Escobar, R (1, 6) OBP: 0.327, SLG: 0.367 | | | H SI 92 — 1-0 — (49 FC5-4) HBP | B CU 81 1 SAFE B FF 95 C CF 95 B FF 95 F FF 92 X SI 93 — 3-2 — G6-3 ② 1-2 | | F FF 96 1 SAFE C CU 81 D CU 79 X CU 81 — 1-2 — (22 2B, 3 WP) 1B 1-3 | | B SI 93 X SI 92 — 1-0 — (14 G5-3) 1B 3-H | | 3 | 1 | 2 | 1 | 0 | 0 | 1 |
| 49 Yovani Gallardo, R (1, 1) OBP: 0.200, SLG: 0.327<br>50 Claudio Vargas, R (6, 1)<br>22 Jody Gerut, L (6, PH) OBP: 0.265, SLG: 0.363<br>20 David Weathers, R (7, 1)<br>60 Todd Coffey, R (8, 1)<br>14 Casey McGehee, R (8, PH) OBP: 0.350, SLG: 0.472<br>12 Carlos Villanueva, R (9, 1) OBP: 0.222, SLG: 0.125 | | | L FF 91 L FF 92 B CU 79 X SI 90 — 1-2 — FC5-4 (3 FC3-6) ① 1-2f 2-3 | C CU 82 S CU 82 B CU 82 C CU 81 — 1-3 — K ③ | | B SI 94 B SI 90 X SI 93 — 2-0 — (3 WP) 2B 1-3 3-H | | F CH 84 P PO 86 F CH 85 1 SAFE F FF 92 X CH 85 — 1-2 — G5-3 ② 1-2 | | 2 0 0 0 0 1 3<br>0 0 0 0 0 0 0<br>1 0 1 1 0 0 0<br>0 0 0 0 0 0 0<br>0 0 0 0 0 0 0<br>1 0 0 0 0 0 1<br>0 0 0 0 0 0 0 | | | | | | |
| Inning Stats | R: 0 E: 0 K: 0 S: 9 — H: 0 LOB: 0 BB: 0 P: 15 | R: 0 E: 0 K: 0 S: 8 — H: 0 LOB: 0 BB: 0 P: 12 | R: 2 E: 0 K: 1 S: 17 — H: 2 LOB: 3 BB: 1 P: 32 | R: 0 E: 0 K: 1 S: 10 — H: 0 LOB: 1 BB: 1 P: 20 | R: 1 E: 1 K: 1 S: 9 — H: 1 LOB: 0 BB: 0 P: 14 | R: 2 E: 0 K: 1 S: 14 — H: 3 LOB: 1 BB: 0 P: 25 | R: 1 E: 0 K: 1 S: 11 — H: 1 LOB: 0 BB: 0 P: 18 | R: 1 E: 0 K: 0 S: 12 — H: 2 LOB: 1 BB: 0 P: 16 | | 1B: 5 2B: 2 3B: 2 HR: 0 — SF: 1 SAC: 0 DP: 1 HBP: 2 | | | | WP: 1 PB: 0 SB: 1 CS: 0 — PA: 37 | | |

| PITCHER | | IP | WLS | BF | H | R | ER | SO | BB | IBB | HBP | BLK | WP | HR | S | P | ERA | WHIP |
|---|---|---|---|---|---|---|---|---|---|---|---|---|---|---|---|---|---|---|
| 25 Kevin Hart, R | (1, 1) | 6.0 | L | 28 | 6 | 5 | 4 | 4 | 2 | 0 | 2 | 0 | 1 | 0 | 67 | 118 | 6.00 | 1.333 |
| ERA: 4.34 | | | | | | | | | | | | | | | | | | |
| 32 Phil Dumatrait, L | (7, 1) | 1.0 | | 4 | 1 | 1 | 1 | 1 | 0 | 0 | 0 | 0 | 0 | 0 | 11 | 18 | 9.00 | 1.000 |
| ERA: 4.91 | | | | | | | | | | | | | | | | | | |
| 58 Steven Jackson, R | (8, 1) | 1.0 | | 5 | 2 | 1 | 1 | 0 | 0 | 0 | 0 | 0 | 0 | 0 | 12 | 16 | 9.00 | 2.000 |
| ERA: 4.11 | | | | | | | | | | | | | | | | | | |

| PITCHER | IP | WLS | BF | H | R | ER | SO | BB | IBB | HBP | BLK | WP | HR | S | P | ERA | WHIP |
|---|---|---|---|---|---|---|---|---|---|---|---|---|---|---|---|---|---|

| | |
|---|---|
| AB | 32 |
| R | 7 |
| H | 9 |
| RBI | 5 |
| BB | 2 |
| SO | 5 |
| LOB | 13 |

| Batter | 1 | 2 | 3 | 4 | 5 | 6 | 7 | 8 | 9 | AB | R | H | RBI | BB | SO | LOB |
|---|---|---|---|---|---|---|---|---|---|---|---|---|---|---|---|---|
| 22 Andrew McCutchen, R (1, 8)<br>OBP: 0.361, SLG: 0.497 | B FF 88<br>F FC 88<br>B FF 86<br>F FC 85<br>X CH 82<br>2-2<br>24<br>G4-6-3<br>1B | | B FC 84<br>X FC 85<br>1-0 ①<br>G4-3 | X SI 90<br>0-0 ③<br>G4-3 | | | B FF 88<br>F FF 88<br>F FF 90<br>C SI 89<br>1-3 ③<br>K | | | 4 | 0 | 1 | 0 | 0 | 1 | 3 |
| 24 Delwyn Young, S (1, 4)<br>OBP: 0.350, SLG: 0.425 | 1 SAFE<br>1 SAFE<br>C SI 88<br>F FF 89<br>B FF 88<br>X FF 90<br>1-2 ① ②<br>G4-6-3<br>1-2f | | B FF 89<br>C FC 85<br>B CU 75<br>B FF 90<br>F FF 88<br>F SI 89<br>F FF 89<br>X SI 85<br>3-2 ②<br>G4-3 | | B CU 75<br>F FC 84<br>F FF 89<br>X FC 81<br>1-2 ①<br>G4-3 | | | C FF 87<br>X FF 88<br>0-1 ①<br>P1 | | 4 | 0 | 0 | 0 | 0 | 0 | 1 |
| 46 Garrett Jones, L (1, 3)<br>OBP: 0.364, SLG: 0.613 | C FF 89<br>B FF 88<br>B FC 87<br>B SI 90<br>S CH 84<br>B SI 90<br>4-2<br>BB | | F SI 90<br>X FF 90<br>0-1<br>HR | | B CU 72<br>B SI 89<br>B SI 91<br>F SI 90<br>X SI 90<br>3-1<br>41<br>G6-4-3<br>1B | | | B FF 89<br>S SL 82<br>B SL 82<br>S SL 81<br>B SL 81<br>B SL 82<br>4-2<br>BB | | 2 | 1 | 2 | 1 | 2 | 0 | 0 |
| 41 Ryan Doumit, S (1, 2)<br>OBP: 0.250, SLG: 0.398 | C SI 91<br>D SI 85<br>B SI 85<br>X SI 91<br>2-1 ③<br>P6 | | C SI 91<br>S CU 76<br>S CU 76<br>0-3 ③<br>K | | 1 SAFE<br>B SI 90<br>C SI 90<br>C SI 91<br>X SI 90<br>1-2 ② ③<br>G6-4-3<br>1-2f | | | B SI 91<br>F SI 90<br>B SI 90<br>S SI 89<br>F SI 92<br>X SL 81<br>2-2 ②<br>L9 | | 4 | 0 | 0 | 0 | 0 | 1 | 3 |
| 85 Lastings Milledge, R (1, 7)<br>OBP: 0.321, SLG: 0.366 | | C CU 72<br>B FF 89<br>F FC 84<br>F FF 88<br>F SI 90<br>X FF 90<br>1-2<br>44<br>2B<br>1B | | F SI 89<br>B FF 86<br>B SI 89<br>X FC 86<br>2-1<br>49<br>1B<br>15<br>G5-3<br>1B | | B CU 73<br>C FF 88<br>F SI 90<br>X SI 90<br>1-2<br>44<br>G3-6-1<br>1B | | B SI 93<br>B FF 94<br>F SI 91<br>F SI 92<br>F FF 94<br>X SI 90<br>2-2 ③<br>P3 | | 4 | 0 | 3 | 0 | 0 | 0 | 1 |
| 44 Brandon Moss, L (1, 9)<br>OBP: 0.306, SLG: 0.376 | | F FF 90<br>B SI 84<br>1 SAFE<br>B CH 83<br>F SI 89<br>1 SAFE<br>X CU 74<br>2-2<br>1-3<br>2B | | B CH 83<br>F FF 89<br>C FC 86<br>B CH 84<br>X SI 90<br>2-2 ①<br>L8 | | X CH 84<br>0-0 ① ②<br>G3-6-1<br>1-2f | | | X FF 87<br>0-0<br>2B | 4 | 0 | 2 | 0 | 0 | 0 | 2 |
| 15 Andy LaRoche, R (1, 5)<br>OBP: 0.326, SLG: 0.371 | | X FC 86<br>0-0 ①<br>P2 | | 1 SAFE<br>1 SAFE<br>1 SAFE<br>C FC 87<br>X SI 89<br>0-1 ②<br>G5-3<br>1-2 | | B FC 84<br>S FC 84<br>X FC 85<br>1-1 ③<br>F9 | | | C FF 83<br>F CH 75<br>F FF 87<br>F CH 76<br>X SL 82<br>0-2 ①<br>F9 | 4 | 0 | 0 | 0 | 0 | 0 | 4 |
| 5 Ronny Cedeno, R (1, 6)<br>OBP: 0.245, SLG: 0.341 | | I IN 61<br>I IN 62<br>I IN 64<br>I IN 62<br>4-0<br>49<br>G6-3<br>IBB | | I IN 67<br>I IN 66<br>I IN 64<br>I IN 64<br>4-0<br>49<br>1B<br>IBB | | | B FF 88<br>C FF 87<br>B FF 89<br>B FC 88<br>S FF 88<br>F FC 87<br>F FF 86<br>S FF 88<br>3-3 ①<br>K | | B SL 81<br>F FF 87<br>X CH 75<br>1-1 ②<br>F7 | 2 | 0 | 0 | 0 | 2 | 1 | 1 |
| 49 Ross Ohlendorf, R (1, 1)<br>OBP: 0.093, SLG: 0.075<br>5 Ramón Vázquez, L (7, PH)<br>OBP: 0.351, SLG: 0.295<br>34 Chris Bootcheck, R (7, 1)<br>51 Steve Pearce, R (9, PH)<br>OBP: 0.314, SLG: 0.413 | | F SI 90<br>S FC 85<br>F FC 86<br>B FC 86<br>X SI 89<br>1-2 ② ③<br>G6-3<br>1-2f | | S FC 87<br>2 SAFE<br>X FC 86<br>0-1<br>1-2<br>2-3<br>1B | | | B SI 86<br>X SI 87<br>1-0 ②<br>F8 | | B SL 82<br>X FF 87<br>1-0 ③<br>F7 | 2<br>1<br>0<br>1 | 0<br>0<br>0<br>0 | 1<br>0<br>0<br>0 | 0<br>0<br>0<br>0 | 0<br>0<br>0<br>0 | 0<br>0<br>0<br>0 | 3<br>0<br>0<br>1 |
| Inning Stats | R: 0<br>E: 0<br>K: 0<br>S: 10<br>H: 1<br>LOB: 1<br>BB: 1<br>P: 19 | R: 0<br>E: 0<br>K: 0<br>S: 13<br>H: 2<br>LOB: 2<br>BB: 1<br>P: 21 | R: 1<br>E: 0<br>K: 1<br>S: 11<br>H: 1<br>LOB: 0<br>BB: 0<br>P: 15 | R: 0<br>E: 0<br>K: 0<br>S: 10<br>H: 2<br>LOB: 3<br>BB: 1<br>P: 18 | R: 0<br>E: 0<br>K: 0<br>S: 8<br>H: 1<br>LOB: 0<br>BB: 0<br>P: 13 | R: 0<br>E: 0<br>K: 0<br>S: 6<br>H: 1<br>LOB: 0<br>BB: 0<br>P: 8 | R: 0<br>E: 0<br>K: 2<br>S: 9<br>H: 0<br>LOB: 0<br>BB: 0<br>P: 14 | R: 0<br>E: 0<br>K: 0<br>S: 12<br>H: 0<br>LOB: 1<br>BB: 1<br>P: 20 | R: 0<br>E: 0<br>K: 0<br>S: 9<br>H: 1<br>LOB: 1<br>BB: 0<br>P: 11 | 1B: 6<br>2B: 2<br>3B: 0<br>HR: 1<br>SF: 0<br>SAC: 0<br>DP: 4<br>HBP: 0 | | | | | | WP: 0<br>PB: 0<br>SB: 0<br>CS: 0<br>PA: 36 | |

# TOP

## Pittsburgh Pirates @ Milwaukee Brewers

Miller Park, Milwaukee, WI

Sun Aug 30 2009, 1:05 PM CDT
Att. 41,157 - Partly Cloudy - 64 F

livebaseballscorecards.com

| | |
|---|---|
| AB | 32 |
| R | 1 |
| H | 9 |
| RBI | 1 |
| BB | 4 |
| SO | 3 |
| LOB | 19 |

| PITCHER | | IP | WLS | BF | H | R | ER | SO | BB | IBB | HBP | BLK | WP | HR | S | P | ERA | WHIP |
|---|---|---|---|---|---|---|---|---|---|---|---|---|---|---|---|---|---|---|
| 37 Jeff Suppan, R<br>ERA: 5.2 | (1, 1) | 6.0 | W | 25 | 8 | 1 | 1 | 1 | 1 | 2 | 0 | 0 | 0 | 1 | 58 | 94 | 1.50 | 1.500 |
| 20 David Weathers, R<br>ERA: 3.26 | (7, 1) | 1.0 | H | 3 | 0 | 0 | 0 | 2 | 0 | 0 | 0 | 0 | 0 | 0 | 9 | 14 | 0.00 | 0.000 |
| 57 Mitch Stetter, L<br>ERA: 3.79 | (8, 1) | 0.1 | H | 2 | 0 | 0 | 0 | 0 | 1 | 0 | 0 | 0 | 0 | 0 | 4 | 8 | 0.00 | 3.000 |
| 50 Claudio Vargas, R<br>ERA: 2.42 | (8, 1) | 0.2 | H | 2 | 0 | 0 | 0 | 0 | 0 | 0 | 0 | 0 | 0 | 0 | 8 | 12 | 0.00 | 0.000 |
| 51 Trevor Hoffman, R<br>ERA: 1.76 | (9, 1) | 1.0 | S | 4 | 1 | 0 | 0 | 0 | 0 | 0 | 0 | 0 | 0 | 0 | 9 | 11 | 0.00 | 1.000 |

| PITCHER | IP | WLS | BF | H | R | ER | SO | BB | IBB | HBP | BLK | WP | HR | S | P | ERA | WHIP |
|---|---|---|---|---|---|---|---|---|---|---|---|---|---|---|---|---|---|

# BOTTOM

| Batter | 1 | 2 | 3 | 4 | 5 | 6 | 7 | 8 | 9 | AB | R | H | RBI | BB | SO | LOB |
|---|---|---|---|---|---|---|---|---|---|---|---|---|---|---|---|---|
| 3 Felipe Lopez, S (1, 4)<br>OBP: 0.370, SLG: 0.431 | C FF 92<br>B FF 94<br>F FF 92<br>B FF 95<br>X CH 83<br>2-2 ① F8 | | S CH 84<br>B CH 82<br>S FF 96<br>B FF 96<br>B CH 82<br>S FF 93<br>3-3 ③ K | | C CH 83<br>S SL 82<br>D SL 82<br>C SL 83<br>1-3 ② K | | S CU 84<br>C CU 84<br>X FC 95<br>0-2 ③ G4-3 | | | 4 | 0 | 0 | 0 | 0 | 2 | 4 |
| 30 Craig Counsell, L (1, 6)<br>(9, 5)<br>OBP: 0.358, SLG: 0.417 | B FF 94<br>C FF 93<br>C FF 93<br>B SL 84<br>F FF 96<br>F FF 96<br>X SL 84<br>2-2 ② F9 | | | X FF 93<br>0-0 ① L7 | C SL 82<br>F SL 83<br>D SL 83<br>B FF 97<br>X SL 84<br>2-2<br>1-2<br>2-H<br>3-H<br>1B | | | B FC 92<br>X FC 92<br>1-0 ① F9 | | 4 | 0 | 1 | 2 | 0 | 0 | 0 |
| 8 Ryan Braun, R (1, 7)<br>OBP: 0.381, SLG: 0.557 | C FF 96<br>F FF 96<br>S SL 84<br>0-3 ③ K2-3 | | | X FF 94<br>0-0 ② L7 | B FF 96<br>F SL 82<br>F FF 96<br>F FF 96<br>X SL 83<br>1-2 ③ F8 | | | B FF 94<br>B FF 94<br>B FF 95<br>C FC 94<br>F FC 96<br>X FC 95<br>3-2 ② P3 | | 4 | 0 | 0 | 0 | 0 | 1 | 2 |
| 28 Prince Fielder, L (1, 3)<br>OBP: 0.412, SLG: 0.594 | | F FF 93<br>X FF 94<br>0-1 ① F8 | | S FF 94<br>B CH 84<br>B SL 81<br>S FF 94<br>F SI 97<br>S SL 83<br>2-3 ③ K | | B FF 91<br>X CH 82<br>1-0 ① G5-3 | | B FF 94<br>B FC 94<br>C FF 94<br>B FF 96<br>C FC 94<br>F FF 95<br>X FF 95<br>3-2 ③ G5-3 | | 4 | 0 | 0 | 0 | 0 | 1 | 0 |
| 14 Casey McGehee, R (1, 5)<br>OBP: 0.354, SLG: 0.486<br>21 Alcides Escobar, R (9, 6)<br>OBP: 0.327, SLG: 0.367 | | C FF 94<br>B FF 95<br>X SL 81<br>1-1 HR | | | B FF 90<br>C FF 93<br>B FF 94<br>C FF 93<br>F FF 96<br>B FF 96<br>F FF 96<br>X FF 96<br>3-2 18 2B 37 BB 1B | B FF 92<br>C FF 93<br>C FF 94<br>B SL 82<br>S FF 95<br>2-3 ② K | | | | 3<br>0 | 2<br>0 | 2<br>0 | 1<br>0 | 0<br>0 | 1<br>0 | 0<br>0 |
| 22 Jody Gerut, L (1, 8)<br>OBP: 0.262, SLG: 0.357 | | C FF 93<br>X SL 82<br>0-1 ② P6 | | | 1 SAFE<br>S CH 84<br>X FF 94<br>0-1 ① F7 | C CH 83<br>B FF 95<br>F CH 81<br>B SL 83<br>C SL 83<br>2-3 ③ K | | | | 3 | 0 | 0 | 0 | 0 | 1 | 1 |
| 18 Jason Kendall, R (1, 2)<br>OBP: 0.338, SLG: 0.302 | | B FF 92<br>C FF 94<br>X FF 95<br>1-1 ③ F9 | | | C FF 96<br>1 SAFE<br>D SL 83<br>X FF 95<br>1-1<br>37 BB<br>30 1B<br>1-3 2B | | B SI 96<br>B FF 96<br>B FF 95<br>C FF 96<br>F FF 96<br>B FF 96<br>4-2<br>16 S 27 S BB | | | 2 | 1 | 1 | 0 | 1 | 0 | 0 |
| 27 Frank Catalanotto, L (1, 9)<br>OBP: 0.362, SLG: 0.389 | | | B FF 92<br>F FF 92<br>B CH 82<br>X FF 94<br>2-1<br>37 B1-6-4 1B | | I IN 56<br>I IN 60<br>I IN 61<br>I IN 61<br>4-0<br>37 BB<br>30 1B IBB | | C FF 95<br>F FF 96<br>D SL 85<br>B SL 86<br>S FF 98<br>2-3 ①<br>1-2 K | | | 2 | 1 | 1 | 0 | 1 | 1 | 1 |
| 37 Jeff Suppan, R (1, 1)<br>OBP: 0.270, SLG: 0.212<br>20 David Weathers, R (7, 1)<br>16 Jason Bourgeois, R (7, PH)<br>OBP: 0.333, SLG: 0.471<br>57 Mitch Stetter, L (8, 1)<br>50 Claudio Vargas, R (8, 1)<br>51 Trevor Hoffman, R (9, 1) | | | L FF 94<br>B FF 93<br>X FF 93<br>1-1 ① ② B1-6-4<br>1-2f | | C SL 81<br>B FF 93<br>B SL 80<br>C FF 92<br>B FF 93<br>B FF 93<br>4-2<br>30 1B<br>1-2<br>2-3<br>3-H BB | | C FF 97<br>B SL 85<br>C FF 98<br>D CU 86<br>F CU 83<br>S FF 95<br>2-3 ②<br>2-3 K | | | 1<br>0<br>1<br>0<br>0<br>0 | 0<br>0<br>0<br>0<br>0<br>0 | 0<br>0<br>0<br>0<br>0<br>0 | 1<br>0<br>0<br>0<br>0<br>0 | 1<br>0<br>0<br>0<br>0<br>0 | 0<br>0<br>1<br>0<br>0<br>0 | 1<br>0<br>1<br>0<br>0<br>0 |
| Inning Stats | R: 0<br>E: 0<br>K: 1<br>S: 11<br>H: 0<br>LOB: 0<br>BB: 0<br>P: 15 | R: 1<br>E: 0<br>K: 0<br>S: 8<br>H: 1<br>LOB: 0<br>BB: 0<br>P: 10 | R: 0<br>E: 0<br>K: 1<br>S: 7<br>H: 1<br>LOB: 0<br>BB: 0<br>P: 13 | R: 0<br>E: 0<br>K: 1<br>S: 6<br>H: 0<br>LOB: 0<br>BB: 0<br>P: 8 | R: 3<br>E: 0<br>K: 1<br>S: 21<br>H: 3<br>LOB: 2<br>BB: 2<br>P: 37 | R: 0<br>E: 0<br>K: 2<br>S: 7<br>H: 0<br>LOB: 0<br>BB: 0<br>P: 12 | R: 0<br>E: 0<br>K: 2<br>S: 12<br>H: 0<br>LOB: 1<br>BB: 1<br>P: 20 | R: 0<br>E: 0<br>K: 0<br>S: 8<br>H: 0<br>LOB: 0<br>BB: 0<br>P: 15 | | 1B: 3<br>2B: 1<br>3B: 0<br>HR: 1<br>SF: 0<br>SAC: 0<br>DP: 1<br>HBP: 0 | | | | WP: 0<br>PB: 0<br>SB: 2<br>CS: 0 | PA: 31 | |

| PITCHER | | IP | WLS | BF | H | R | ER | SO | BB | IBB | HBP | BLK | WP | HR | S | P | ERA | WHIP |
|---|---|---|---|---|---|---|---|---|---|---|---|---|---|---|---|---|---|---|
| 49 Ross Ohlendorf, R<br>ERA: 4.17 | (1, 1) | 6.0 | L | 24 | 5 | 4 | 4 | 6 | 1 | 1 | 0 | 0 | 0 | 1 | 60 | 95 | 6.00 | 1.000 |
| 34 Chris Bootcheck, R<br>ERA: 12.0 | (7, 1) | 2.0 | | 7 | 0 | 0 | 0 | 2 | 1 | 0 | 0 | 0 | 0 | 0 | 20 | 35 | 0.00 | 0.500 |

| PITCHER | IP | WLS | BF | H | R | ER | SO | BB | IBB | HBP | BLK | WP | HR | S | P | ERA | WHIP |
|---|---|---|---|---|---|---|---|---|---|---|---|---|---|---|---|---|---|

Pittsburgh Pirates @ Milwaukee Brewers

Miller Park, Milwaukee, WI

Sun Aug 30 2009, 1:05 PM CDT

Att. 41,157 - Partly Cloudy - 64 F

livebaseballscorecards.com

| | |
|---|---|
| AB | 28 |
| R | 4 |
| H | 5 |
| RBI | 4 |
| BB | 3 |
| SO | 8 |
| LOB | 10 |

| Batter | 1 | 2 | 3 | 4 | 5 | 6 | 7 | 8 | 9 | AB | R | H | RBI | BB | SO | LOB |
|---|---|---|---|---|---|---|---|---|---|---|---|---|---|---|---|---|
| 22 Andrew McCutchen, R (1, 8)<br>OBP: 0.357, SLG: 0.490 | B FF 89<br>B FF 88<br>C FF 91<br>F SI 90<br>X SI 92<br>2-2 ① G5-3 | C SL 80<br>C SI 91<br>X SL 82<br>0-2 ③ F8 | | | C CU 75<br>B FC 87<br>B FF 87<br>B FF 88<br>C FF 88<br>X FF 88<br>3-2 ① L9 | | C SL 82<br>C SL 83<br>B FC 94<br>B SL 85<br>S SL 83<br>2-3 ③ K | | | 4 | 0 | 0 | 0 | 0 | 1 | 2 |
| 24 Delwyn Young, S (1, 4)<br>OBP: 0.346, SLG: 0.419 | B FF 91<br>F SI 92<br>B CH 86<br>F SI 92<br>B SI 92<br>S SI 92<br>3-3 ② K | | C CH 88<br>X CU 76<br>0-1 ① L3 | | C FF 89<br>S FF 89<br>F CH 86<br>B FF 89<br>B CH 84<br>X SI 91<br>2-2 ② L9 | | | C FF 91<br>B FF 92<br>C FF 91<br>S FF 93<br>1-3 ① K | | 4 | 0 | 0 | 0 | 0 | 2 | 0 |
| 46 Garrett Jones, L (1, 3)<br>OBP: 0.362, SLG: 0.604 | B SI 92<br>B SI 92<br>C SI 92<br>X SI 92<br>2-1 ③ P4 | | B CH 85<br>B SI 90<br>B SI 89<br>B CH 89<br>4-0 15 G6-3 15 S BB | | B CU 74<br>X SI 90<br>1-0 ③ G6-3 | | | C FF 93<br>B SL 84<br>C FF 91<br>B FF 94<br>S SL 82<br>2-3 ② K | | 3 | 0 | 0 | 0 | 1 | 1 | 0 |
| 15 Andy LaRoche, R (1, 5)<br>OBP: 0.326, SLG: 0.369 | | B SI 91<br>B FF 90<br>C FF 90<br>B SI 90<br>C FF 90<br>X FF 91<br>3-2 ① G6-3 | C CH 89<br>F SL 81<br>F SI 91<br>B SI 90<br>B SL 81<br>F FF 89<br>X FF 90<br>2-2 ② G6-3<br>1-3 | | | B CH 88<br>C FF 88<br>C SL 80<br>B SL 81<br>C FF 90<br>2-3 ① K | | B FF 92<br>C FF 92<br>S FF 92<br>F FF 93<br>B FF 93<br>F SL 82<br>B FF 93<br>F FF 93<br>F FF 93<br>4-2 D SL 83 BB | | 3 | 0 | 0 | 0 | 1 | 1 | 1 |
| 44 Brandon Moss, L (1, 9)<br>OBP: 0.302, SLG: 0.371 | | B SI 92<br>B CH 86<br>S SI 91<br>S SI 92<br>X SI 92<br>2-2 ② L8 | B SI 90<br>B SI 89<br>X SI 90<br>2-0 ③ F8 | | | B SI 90<br>C SI 90<br>F SI 92<br>B SI 92<br>X SI 90<br>2-2 ② G4-3 | | S SL 85<br>C FF 93<br>X SL 84<br>0-2 ③ G1-3 | | 4 | 0 | 0 | 0 | 0 | 0 | 2 |
| 85 Lastings Milledge, R (1, 7)<br>OBP: 0.326, SLG: 0.360 | | C FF 92<br>B SI 92<br>S FF 91<br>B FF 92<br>F SI 91<br>B FF 91<br>F FF 91<br>B FF 91<br>4-2 5 HBP 35 1B BB | | B SL 80<br>S SI 89<br>B SL 81<br>C SI 89<br>B SI 91<br>B SI 90<br>4-2 35 G4-6-3 5 BB BB | | X FF 91<br>0-0 ③ F9 | | | C FC 89<br>T FF 94<br>B FC 90<br>S SL 83<br>1-3 ① K | 2 | 1 | 0 | 0 | 2 | 1 | 0 |
| 5 Ronny Cedeno, R (1, 6)<br>OBP: 0.256, SLG: 0.354 | | C SI 90<br>H SL 83<br>1-1 35 1B 34 1B<br>1-2 HBP | | 1 SAFE<br>1 SAFE<br>B FF 88<br>B FF 89<br>C FF 89<br>B FF 86<br>B FF 87<br>4-1 35 G4-6-3<br>1-2 BB | | | B FC 91<br>X FF 92<br>1-0 35 1B 3B | | S FF 95<br>X FF 96<br>0-1 35 G3-6 1B | 2 | 2 | 2 | 0 | 1 | 0 | 0 |
| 35 Jason Jaramillo, S (1, 2)<br>OBP: 0.316, SLG: 0.375 | | C SI 90<br>B SI 91<br>C SI 90<br>B FF 91<br>B SI 91<br>F SI 92<br>X SI 91<br>3-2 34 1B<br>1-3 2-H 1B | | C FF 89<br>X SI 89<br>0-1 ① ② G4-6-3<br>1-2f 2-3 | | | B FF 92<br>P PO 81<br>C SL 82<br>X FC 93<br>2-1 5 L3<br>3-H 1B | | 1 SAFE<br>B FF 95<br>X FF 95<br>1-0 ② ③ G3-6<br>1-2f | 4 | 0 | 2 | 2 | 0 | 0 | 3 |
| 34 Daniel McCutchen, R (1, 1)<br>OBP: 0.500, SLG: 0.500<br>5 Ramón Vázquez, L (7, PH)<br>OBP: 0.349, SLG: 0.293<br>52 Joel Hanrahan, R (7, 1)<br>43 Jesse Chavez, R (9, 1) | | C FF 90<br>S FF 90<br>X FF 91<br>0-2<br>1-3 3-H 1B | | S FF 89<br>B SI 90<br>B FF 90<br>S FF 89<br>X FF 91<br>2-2 ③ G4-3 | | | X SI 92<br>0-0 ① ② L3<br>1-1 | | | 2<br>1<br>0<br>0 | 0<br>0<br>0<br>0 | 1<br>0<br>0<br>0 | 1<br>0<br>0<br>0 | 0<br>0<br>0<br>0 | 0<br>0<br>0<br>0 | 1<br>1<br>0<br>0 |

# TOP

# Pittsburgh Pirates @ Cincinnati Reds

Great American Ball Park, Cincinnati, OH

Mon Aug 31 2009, 1:10 PM EDT
Att. 13,051 - Partly Cloudy - 68 F

livebaseballscorecards.com

| | |
|---|---|
| AB | 29 |
| R | 3 |
| H | 5 |
| RBI | 3 |
| BB | 5 |
| SO | 6 |
| LOB | 10 |

| Inning Stats | 1 | 2 | 3 | 4 | 5 | 6 | 7 | 8 | 9 |
|---|---|---|---|---|---|---|---|---|---|
| | R: 0<br>E: 0<br>K: 1<br>S: 8 | H: 0<br>LOB: 0<br>BB: 0<br>P: 15 | R: 2<br>E: 0<br>K: 0<br>S: 21 | H: 2<br>LOB: 2<br>BB: 1<br>P: 34 | R: 0<br>E: 0<br>K: 0<br>S: 8 | H: 0<br>LOB: 1<br>BB: 1<br>P: 16 | R: 0<br>E: 0<br>K: 0<br>S: 8 | H: 0<br>LOB: 1<br>BB: 2<br>P: 18 | R: 0<br>E: 0<br>K: 0<br>S: 8 | H: 0<br>LOB: 0<br>BB: 0<br>P: 14 | R: 0<br>E: 0<br>K: 1<br>S: 7 | H: 0<br>LOB: 0<br>BB: 0<br>P: 11 | R: 1<br>E: 0<br>K: 1<br>S: 8 | H: 2<br>LOB: 0<br>BB: 0<br>P: 12 | R: 0<br>E: 0<br>K: 2<br>S: 15 | H: 0<br>LOB: 1<br>BB: 1<br>P: 22 | R: 0<br>E: 0<br>K: 1<br>S: 6 | H: 1<br>LOB: 0<br>BB: 0<br>P: 8 |

| | | |

# Pittsburgh Pirates @ Cincinnati Reds

Great American Ball Park, Cincinnati, OH

Mon Aug 31 2009, 1:10 PM EDT

Att. 13,051 - Partly Cloudy - 68 F

livebaseballscorecards.com

## BOTTOM

| Batter | 1 | 2 | 3 | 4 | 5 | 6 | 7 | 8 | 9 | AB | R | H | RBI | BB | SO | LOB |
|---|---|---|---|---|---|---|---|---|---|---|---|---|---|---|---|---|
| 6 Drew Stubbs, R (1, 8)<br>OBP: 0.271, SLG: 0.375 | C FF 92<br>X CH 84<br>0-1<br>HR | | C FF 92<br>B FF 93<br>X CU 74<br>1-1<br>15<br>S<br>15<br>1B<br>1B | | S FF 91<br>C SL 83<br>F SL 81<br>F FF 91<br>B SL 81<br>S CH 82<br>1-3 ①<br>K | | C SL 83<br>C SL 82<br>B SL 84<br>F FF 96<br>S SL 85<br>1-3 ②<br>K<br>1-2 | | B FC 91<br>B FF 94<br>B FC 91<br>3-0<br>WP<br>1-2<br>3-H | 5 | 2 | 2 | 1 | 0 | 2 | 2 |
| 15 Drew Sutton, S (1, 4)<br>OBP: 0.235, SLG: 0.277<br>4 Brandon Phillips, R (7, PH)<br>OBP: 0.321, SLG: 0.440 (8, 4) | C FF 91<br>S FF 93<br>B FF 94<br>B CH 84<br>X CH 84<br>2-2 ①<br>G2-3 | | D FF 90<br>1 SAFE<br>B CH 80<br>C FF 90<br>F CH 82<br>F FF 91<br>X FF 91<br>2-2<br>19<br>G3-1<br>27<br>1B<br>1-H<br>1B | | C FF 90<br>X CH 82<br>0-1 ②<br>G6-3 | | S SL 85<br>D SL 84<br>D SL 85<br>F FF 96<br>F SL 85<br>X SL 86<br>2-2 ③<br>G6-3 | | | 3<br>1 | 1<br>0 | 1<br>0 | 1<br>0 | 0<br>0 | 0<br>0 | 0<br>1 |
| 19 Joey Votto, L (1, 3)<br>OBP: 0.395, SLG: 0.539 | B FF 92<br>B CH 84<br>C FF 92<br>B CH 84<br>F FF 91<br>F FF 93<br>X FF 92<br>3-2 ②<br>L8 | | X CH 81<br>0-0 ②<br>G3-1<br>2-3 | | B CH 82<br>B FF 91<br>F CH 82<br>X FF 90<br>2-1 ③<br>P6 | | | C FF 95<br>C FF 95<br>B FF 95<br>B FF 97<br>S SL 85<br>2-3 ①<br>K | | 4 | 0 | 0 | 0 | 0 | 1 | 1 |
| 27 Scott Rolen, R (1, 5)<br>OBP: 0.369, SLG: 0.464 | C FF 92<br>X FF 92<br>0-1 ③<br>G3 | | X CH 81<br>0-0<br>31<br>FC5-4<br>3-H<br>1B | | | B FF 90<br>B FF 90<br>F CH 82<br>X FF 91<br>2-1 ①<br>P4 | | F FF 95<br>X SL 84<br>0-1 ②<br>P6 | | 4 | 0 | 1 | 1 | 0 | 0 | 0 |
| 31 Jonny Gomes, R (1, 9)<br>OBP: 0.350, SLG: 0.551<br>40 Nick Masset, R (9, 1) | | C FF 92<br>F CU 74<br>C FF 94<br>0-3 ①<br>K | S CH 80<br>F CH 82<br>D SL 82<br>F FF 93<br>B CH 82<br>X CH 83<br>2-2 ③<br>FC5-4<br>1-2f | | | B CH 82<br>S CH 81<br>F CH 81<br>B FF 93<br>S CH 82<br>2-3 ②<br>K | | B SL 85<br>F SL 85<br>S SL 85<br>S SL 86<br>1-3 ③<br>K | | 4<br>0 | 0<br>0 | 0<br>0 | 0<br>0 | 0<br>0 | 3<br>0 | 1<br>0 |
| 25 Wladimir Balentien, R (1, 7)<br>OBP: 0.290, SLG: 0.348 | | C FF 93<br>B FF 92<br>X CH 82<br>1-1 ②<br>G5-3 | | C CU 76<br>C FF 92<br>B CH 83<br>F SL 82<br>C CH 82<br>1-3 ①<br>K | | B CU 74<br>F FF 91<br>S SL 83<br>B CH 82<br>X FF 92<br>2-2<br>1B | | | F FF 95<br>B CH 86<br>B CH 86<br>F FF 96<br>X FF 96<br>2-2 ①<br>G4-3 | 4 | 0 | 1 | 0 | 0 | 1 | 0 |
| 23 Adam Rosales, R (1, 6)<br>OBP: 0.289, SLG: 0.311<br>53 Arthur Rhodes, L (8, 1)<br>16 Darnell McDonald, R (9, 9)<br>OBP: 0.296, SLG: 0.347 | | B FF 93<br>B FF 92<br>B FF 91<br>B FF 90<br>4-0<br>BB | | X FF 92<br>0-0 ②<br>L9 | | S CH 80<br>P PO 86<br>1 SAFE<br>X CH 82<br>1-1 ③<br>G6-3 | | | X CH 87<br>0-0<br>7<br>F9<br>30<br>1B<br>6<br>WP<br>1B | 2<br>0<br>1 | 0<br>0<br>1 | 0<br>0<br>1 | 0<br>0<br>0 | 1<br>0<br>0 | 0<br>0<br>0 | 1<br>0<br>0 |
| 30 Craig Tatum, R (1, 2)<br>OBP: 0.228, SLG: 0.200 | | B FF 89<br>C CH 80<br>1 SAFE<br>X CH 81<br>1-1 ③<br>G5-3 | | S FF 90<br>B FF 92<br>F CH 84<br>B FF 92<br>F FF 91<br>F FF 91<br>B CH 83<br>B FF 91<br>4-2<br>BB | | | C FF 93<br>F FF 94<br>B FF 93<br>B SL 84<br>S SL 83<br>2-3 ①<br>K2-3 | | 1 SAFE<br>B FF 95<br>X FF 96<br>1-0<br>6<br>WP<br>1-2<br>1B | 3 | 0 | 1 | 0 | 1 | 1 | 1 |
| 38 Kip Wells, R (1, 1)<br>OBP: 0.167, SLG: 0.167<br>Carlos Fisher, R (7, 1)<br>7 Paul Janish, R (7, PH)<br>OBP: 0.301, SLG: 0.307 (8, 6) | | | B FF 90<br>S FF 90<br>F FF 92<br>C FF 92<br>1-3 ①<br>K | B FF 89<br>B FF 89<br>C FF 89<br>F FF 88<br>F FF 90<br>F FF 89<br>B FF 90<br>F FF 88<br>X FF 89<br>3-2 ③<br>G5-3 | | | B FF 94<br>F FF 94<br>B FF 95<br>B FF 94<br>B FF 95<br>4-1<br>6<br>WP<br>BB | | F CH 85<br>B CH 87<br>X FF 94<br>1-1 ②<br>F9<br>2-3 | 2<br>0<br>1 | 0<br>0<br>0 | 0<br>0<br>0 | 0<br>0<br>1 | 0<br>0<br>0 | 1<br>0<br>2 | 1<br>0<br>2 |
| Inning Stats | R: 1<br>E: 0<br>K: 0<br>S: 11<br>H: 1<br>LOB: 0<br>BB: 0<br>P: 16 | R: 0<br>E: 0<br>K: 1<br>S: 7<br>H: 0<br>LOB: 1<br>BB: 1<br>P: 13 | R: 2<br>E: 0<br>K: 1<br>S: 15<br>H: 3<br>LOB: 1<br>BB: 0<br>P: 21 | R: 0<br>E: 0<br>K: 1<br>S: 15<br>H: 0<br>LOB: 1<br>BB: 1<br>P: 23 | R: 0<br>E: 0<br>K: 1<br>S: 9<br>H: 0<br>LOB: 0<br>BB: 0<br>P: 12 | R: 0<br>E: 0<br>K: 1<br>S: 11<br>H: 1<br>LOB: 1<br>BB: 0<br>P: 17 | R: 0<br>E: 0<br>K: 2<br>S: 12<br>H: 0<br>LOB: 1<br>BB: 1<br>P: 21 | R: 0<br>E: 0<br>K: 2<br>S: 8<br>H: 0<br>LOB: 0<br>BB: 0<br>P: 11 | R: 1<br>E: 0<br>K: 0<br>S: 7<br>H: 2<br>LOB: 1<br>BB: 0<br>P: 14 | 1B: 6<br>2B: 0<br>3B: 0<br>HR: 1 | | SF: 0<br>SAC: 0<br>DP: 0<br>HBP: 0 | | WP: 2<br>PB: 0<br>SB: 1<br>CS: 0 | | PA: 37 |

| | AB | 34 |
|---|---|---|
| | R | 4 |
| | H | 7 |
| | RBI | 3 |
| | BB | 3 |
| | SO | 9 |
| | LOB | 10 |

| PITCHER | | IP | WLS | BF | H | R | ER | SO | BB | IBB | HBP | BLK | WP | HR | S | P | ERA | WHIP |
|---|---|---|---|---|---|---|---|---|---|---|---|---|---|---|---|---|---|---|
| 34 Daniel McCutchen, R<br>ERA: 4.5 | (1, 1) | 6.0 | | 25 | 5 | 3 | 3 | 5 | 2 | 0 | 0 | 0 | 0 | 1 | 68 | 102 | 4.50 | 1.167 |
| 52 Joel Hanrahan, R<br>ERA: 5.53 | (7, 1) | 2.0 | | 7 | 0 | 0 | 0 | 4 | 1 | 0 | 0 | 0 | 1 | 0 | 20 | 32 | 0.00 | 0.500 |
| 43 Jesse Chavez, R<br>ERA: 3.9 | (9, 1) | 0.2 | L | 5 | 2 | 1 | 1 | 0 | 0 | 0 | 0 | 0 | 1 | 0 | 7 | 14 | 13.50 | 3.000 |

| PITCHER | IP | WLS | BF | H | R | ER | SO | BB | IBB | HBP | BLK | WP | HR | S | P | ERA | WHIP |
|---|---|---|---|---|---|---|---|---|---|---|---|---|---|---|---|---|---|

# Pittsburgh Pirates @ Cincinnati Reds

Great American Ball Park, Cincinnati, OH

Mon Aug 31 2009, 7:10 PM EDT

Att. 9,087 - Clear - 71 F

TOP

livebaseballscorecards.com

| Batter | 1 | 2 | 3 | 4 | 5 | 6 | 7 | 8 | 9 | AB | R | H | RBI | BB | SO | LOB |
|---|---|---|---|---|---|---|---|---|---|---|---|---|---|---|---|---|
| 22 Andrew McCutchen, R (1, 8)<br>OBP: 0.355, SLG: 0.497 | B FF 91<br>B FF 92<br>F FF 91<br>B FF 91<br>X FF 92<br>3-1 ① P2 | | B FF 90<br>C FF 91<br>B FF 91<br>C FF 91<br>F SI 92<br>F FF 92<br>B FF 92<br>X FF 92<br>3-2 ② G5-3 | | | B FF 90<br>C FF 88<br>B CH 83<br>X FF 92<br>2-1 HR | T FF 94<br>C FF 94<br>S SL 83<br>0-3 ② K | | | 4 | 1 | 1 | 1 | 0 | 1 | 0 |
| 24 Delwyn Young, S (1, 4)<br>OBP: 0.341, SLG: 0.413 | C FF 89<br>C FF 90<br>S FF 92<br>0-3 ② K | | F FF 91<br>X FF 91<br>0-1 ③ G4-3 | | | C SI 82<br>X SL 74<br>0-1 ① G6-3 | F FF 94<br>S FC 90<br>C SL 84<br>0-3 ③ K | | | 4 | 0 | 0 | 0 | 0 | 2 | 0 |
| 46 Garrett Jones, L (1, 9)<br>OBP: 0.360, SLG: 0.602 | C FF 92<br>B FF 91<br>B CH 83<br>F CH 84<br>X FF 91<br>2-2 2B | | | B CH 88<br>B CH 80<br>B CH 82<br>C FF 89<br>F FF 92<br>S SL 86<br>3-3 ① K | | B SL 75<br>F SL 74<br>F FF 79<br>B SI 86<br>B CH 76<br>F SC 67<br>X SC 67<br>3-2 ② G1-3 | | C SL 82<br>B SL 82<br>S SL 82<br>B SL 84<br>S SL 82<br>2-3 ① K | | 4 | 0 | 1 | 0 | 0 | 2 | 0 |
| 41 Ryan Doumit, S (1, 2)<br>OBP: 0.250, SLG: 0.395 | C FF 92<br>F FF 91<br>S CH 84<br>0-3 ③ K | | | S CH 85<br>F FF 93<br>B FF 94<br>B CH 85<br>X CH 85<br>2-2 ② F7 | | X SI 84<br>0-0 51 2B 1B | | C FF 85<br>B FF 93<br>F FF 92<br>X SL 81<br>1-2 ② F9 | | 4 | 1 | 1 | 0 | 0 | 1 | 1 |
| 51 Steve Pearce, R (1, 3)<br>OBP: 0.312, SLG: 0.416 | | C FF 89<br>B SL 83<br>B FF 91<br>C FF 90<br>F FF 89<br>C CH 83<br>2-3 ① K | | F FF 93<br>S FF 93<br>B SL 87<br>B SL 86<br>F FF 93<br>F CH 84<br>X FF 93<br>2-2 ③ F8 | | C SI 84<br>B CH 75<br>S SC 66<br>F SC 64<br>B SI 84<br>X SC 67<br>2-2 44 1B 5 1B 1-H 2B | | B SL 82<br>X FF 92<br>1-0 ③ L7 | | 4 | 1 | 1 | 1 | 0 | 1 | 0 |
| 44 Brandon Moss, L (1, 7)<br>OBP: 0.304, SLG: 0.370 | | B FF 92<br>S CH 84<br>F FF 92<br>B CH 86<br>B FF 93<br>F FF 93<br>B FF 93<br>4-2 BB | | | B CH 87<br>S CH 82<br>X CH 82<br>1-1 ① G5-3 | C SL 76<br>X SL 75<br>0-1 5 1B 2-3 1B | | | S FF 92<br>S FF 93<br>S FF 93<br>0-3 ① K | 3 | 0 | 1 | 0 | 1 | 1 | 0 |
| 5 Ronny Cedeno, R (1, 6)<br>OBP: 0.256, SLG: 0.352 | | C FF 92<br>B SL 84<br>S SI 91<br>B FF 91<br>S SI 93<br>2-3 ② K | | | F FF 91<br>C SL 82<br>X FF 91<br>0-2 ② P4 | B FF 81<br>F FF 80<br>F SC 67<br>F SI 85<br>F FF 80<br>D CH 76<br>X FF 80<br>2-2 1-2 3-H 1B | | | B SL 86<br>C FF 92<br>X SL 86<br>1-1 ② F9 | 4 | 0 | 1 | 1 | 0 | 1 | 1 |
| 5 Ramón Vázquez, L (1, 5)<br>54 Denny Bautista, R (6, 1)<br>43 Jesse Chavez, R (8, 1)<br>58 Steven Jackson, R (8, 1)<br>85 Lastings Milledge, R (9, PH)<br>OBP: 0.331, SLG: 0.365 | | B FF 92<br>C FF 91<br>F FF 91<br>1 SAFE<br>F SI 90<br>X FF 92<br>1-2 ③ P5 | | | B FF 90<br>B FF 90<br>C FF 91<br>F FF 91<br>X CH 85<br>2-2 28 FC6-4 1B | X FF 94<br>0-0 ③ F8 | | | C FF 92<br>B SL 86<br>B SL 86<br>X SL 86<br>2-1 1B | 3<br>0<br>0<br>0<br>1 | 0<br>0<br>0<br>0<br>0 | 1<br>0<br>0<br>0<br>1 | 0<br>0<br>0<br>0<br>0 | 0<br>0<br>0<br>0<br>0 | 0<br>0<br>0<br>0<br>0 | 3<br>0<br>0<br>0<br>0 |
| 28 Paul Maholm, L (1, 1)<br>OBP: 0.127, SLG: 0.154<br>15 Andy LaRoche, R (6, 5)<br>OBP: 0.324, SLG: 0.367 | | | C SL 88<br>X CH 88<br>0-1 ① G5-3 | | X CH 88<br>0-0 ③ FC6-4 1-2f | | C FC 88<br>B SL 81<br>B FF 94<br>X FF 94<br>2-1 ① P5 | | B FF 93<br>X FF 93<br>1-0 ③ P5 | 2<br>2 | 0<br>0 | 0<br>0 | 0<br>0 | 0<br>0 | 0<br>0 | 1<br>1 |

| Inning Stats | 1 | 2 | 3 | 4 | 5 | 6 | 7 | 8 | 9 |
|---|---|---|---|---|---|---|---|---|---|
| | R: 0<br>E: 0<br>K: 2<br>S: 11 | R: 0<br>E: 0<br>K: 2<br>S: 14 | R: 0<br>E: 0<br>K: 0<br>S: 9 | R: 0<br>E: 0<br>K: 1<br>S: 11 | R: 0<br>E: 0<br>K: 0<br>S: 9 | R: 3<br>E: 0<br>K: 0<br>S: 21 | R: 0<br>E: 0<br>K: 2<br>S: 8 | R: 0<br>E: 0<br>K: 1<br>S: 7 | R: 0<br>E: 0<br>K: 1<br>S: 8 |
| | H: 1<br>LOB: 1<br>BB: 0<br>P: 16 | H: 0<br>LOB: 1<br>BB: 1<br>P: 23 | H: 0<br>LOB: 0<br>BB: 0<br>P: 12 | H: 0<br>LOB: 0<br>BB: 0<br>P: 18 | H: 1<br>LOB: 1<br>BB: 0<br>P: 12 | H: 5<br>LOB: 2<br>BB: 0<br>P: 30 | H: 0<br>LOB: 0<br>BB: 0<br>P: 10 | H: 0<br>LOB: 0<br>BB: 0<br>P: 11 | H: 1<br>LOB: 1<br>BB: 0<br>P: 12 |

| | |
|---|---|
| AB | 35 |
| R | 3 |
| H | 8 |
| RBI | 3 |
| BB | 1 |
| SO | 9 |
| LOB | 7 |

| | | | | | | | | | | | | | | | | | |
|---|---|---|---|---|---|---|---|---|---|---|---|---|---|---|---|---|---|
| 1B: 5 | SF: 0 | WP: 0 | PA: 36 |
| 2B: 2 | SAC: 0 | PB: 0 | |
| 3B: 0 | DP: 0 | SB: 0 | |
| HR: 1 | HBP: 0 | CS: 0 | |

| PITCHER | | IP | WLS | BF | H | R | ER | SO | BB | IBB | HBP | BLK | WP | HR | S | P | ERA | WHIP |
|---|---|---|---|---|---|---|---|---|---|---|---|---|---|---|---|---|---|---|
| 47 Johnny Cueto, R<br>ERA: 4.51 | (1, 1) | 5.0 | W | 19 | 3 | 1 | 1 | 5 | 1 | 0 | 0 | 0 | 0 | 1 | 56 | 85 | 1.80 | 0.800 |
| 52 Daniel Herrera, L<br>ERA: 3.0 | (6, 1) | 0.2 | H | 6 | 4 | 2 | 2 | 0 | 0 | 0 | 0 | 0 | 0 | 0 | 18 | 25 | 27.00 | 6.000 |
| 40 Nick Masset, R<br>ERA: 2.67 | (6, 1) | 1.1 | H | 4 | 0 | 0 | 0 | 2 | 0 | 0 | 0 | 0 | 0 | 0 | 9 | 11 | 0.00 | 0.000 |
| 53 Arthur Rhodes, L<br>ERA: 2.6 | (8, 1) | 1.0 | H | 3 | 0 | 0 | 0 | 1 | 0 | 0 | 0 | 0 | 0 | 0 | 7 | 11 | 0.00 | 0.000 |
| 48 Francisco Cordero, R<br>ERA: 2.32 | (9, 1) | 1.0 | S | 4 | 1 | 0 | 0 | 1 | 0 | 0 | 0 | 0 | 0 | 0 | 8 | 12 | 0.00 | 1.000 |

| PITCHER | | IP | WLS | BF | H | R | ER | SO | BB | IBB | HBP | BLK | WP | HR | S | P | ERA | WHIP |
|---|---|---|---|---|---|---|---|---|---|---|---|---|---|---|---|---|---|---|

# BOTTOM

| Batter | 1 | 2 | 3 | 4 | 5 | 6 | 7 | 8 | 9 | AB | R | H | RBI | BB | SO | LOB |
|---|---|---|---|---|---|---|---|---|---|---|---|---|---|---|---|---|
| 6 Drew Stubbs, R (1, 8)<br>OBP: 0.281, SLG: 0.426 | B SI 88<br>F SI 87<br>X CH 83<br>1-1<br>7<br>2B<br>1B | X SI 87<br>0-0 ①<br>G6-3 | | C SI 87<br>B FF 89<br>F CH 81<br>B SI 87<br>X CU 73<br>2-2 ①<br>L5 | | B FF 93<br>C FF 94<br>S FF 93<br>S FF 94<br>1-3 ①<br>K | | B FF 95<br>F CH 84<br>X FF 95<br>1-1<br>2-H<br>HR | | 5 | 2 | 2 | 2 | 0 | 1 | 1 |
| 7 Paul Janish, R (1, 6)<br>OBP: 0.310, SLG: 0.318 | C SI 87<br>C CU 74<br>B FF 88<br>F CU 74<br>1 SAFE<br>1 SAFE<br>B SI 89<br>F SI 89<br>F CU 75<br>3-2<br>B SI 89<br>X FF 89<br>19<br>G3<br>4<br>1B<br>1-H<br>2B | C SI 87<br>B SI 87<br>F CH 80<br>X SI 90<br>1-2 ②<br>G5-3 | | C SI 88<br>C CH 82<br>F CH 83<br>B SI 90<br>F SL 84<br>X CH 83<br>1-2<br>19<br>G4-6-3<br>1B | | F FF 93<br>B FF 94<br>B CU 81<br>1 SAFE<br>F FF 93<br>1 SAFE<br>1 SAFE<br>B FF 95<br>T FF 95<br>3-2 ②③<br>K<br>1-2 | | B FC 90<br>C FF 95<br>B FC 90<br>C FF 95<br>F FC 92<br>B FF 94<br>F FF 95<br>B FF 95<br>4-2<br>19<br>G1-6-3<br>BB | | 4 | 1 | 2 | 1 | 1 | 1 | 1 |
| 19 Joey Votto, L (1, 3)<br>OBP: 0.390, SLG: 0.532 | X CU 76<br>0-0 ①<br>G3<br>2-3 | F SI 88<br>B FF 88<br>F SL 84<br>F FF 91<br>X CU 73<br>1-2 ③<br>F7 | | C CU 74<br>F SI 89<br>F SL 81<br>X SI 89<br>0-2 ②③<br>G4-6-3<br>1-2f | | | B FF 94<br>S FF 93<br>B SI 91<br>S SI 94<br>C SI 94<br>2-3 ①<br>K | B FF 90<br>F SI 89<br>1 SAFE<br>1 SAFE<br>S CH 82<br>X CH 83<br>1-2 ②③<br>G1-6-3<br>1-2f | | 5 | 0 | 0 | 0 | 0 | 1 | 3 |
| 4 Brandon Phillips, R (1, 4)<br>OBP: 0.324, SLG: 0.449 | F FF 90<br>F FF 90<br>B FF 90<br>B CH 84<br>X SI 90<br>2-2<br>27<br>1B<br>31<br>2B<br>3-H<br>1B | | F SI 88<br>X FF 88<br>0-1<br>HR | | F CH 83<br>X<br>0-1<br>16<br>S<br>31<br>BB<br>1B | | F SI 88<br>F FF 93<br>B CU 82<br>X CU 81<br>1-2 ②<br>G6-3 | | | 4 | 2 | 3 | 2 | 0 | 0 | 0 |
| 27 Scott Rolen, R (1, 5)<br>OBP: 0.370, SLG: 0.464 | C SI 90<br>B CU 75<br>X CH 84<br>1-1<br>31<br>2B<br>1-2<br>1B | | X SI 88<br>0-0 ①<br>F9 | | B CU 74<br>F FF 89<br>F FF 89<br>B CH 82<br>X FF 89<br>2-2 ①<br>F8 | | B FF 95<br>F FF 94<br>B FF 94<br>F FF 95<br>X CU 82<br>2-2<br>60<br>2B<br>1B | | | 4 | 0 | 2 | 0 | 0 | 0 | 1 |
| 31 Jonny Gomes, R (1, 9)<br>OBP: 0.354, SLG: 0.555<br>40 Nick Masset, R (6, 1)<br>60 Kevin Barker, L (7, PH)<br>OBP: 0.417, SLG: 0.500<br>53 Arthur Rhodes, L (8, 1)<br>48 Francisco Cordero, R (9, 1) | B SI 89<br>B SI 89<br>F SI 90<br>B CH 83<br>X SI 89<br>3-1<br>1-3<br>2-H<br>2B | | B SI 88<br>C CU 73<br>B SI 90<br>S CH 84<br>S CH 82<br>2-3 ②<br>K | | B CH 84<br>F CH 84<br>F CU 74<br>B CH 84<br>1 SAFE<br>F CU 76<br>B FF 90<br>B CH 85<br>4-2<br>16<br>S<br>1-2<br>BB | | X FF 94<br>0-0<br>1-3<br>2B | | | 2<br>0<br>1<br>0<br>0 | 0<br>0<br>0<br>0<br>0 | 1<br>0<br>1<br>0<br>0 | 1<br>0<br>0<br>0<br>0 | 1<br>0<br>0<br>0<br>0 | 1<br>0<br>0<br>0<br>0 | 0<br>0<br>0<br>0<br>0 |
| 16 Darnell McDonald, R (1, 7)<br>OBP: 0.293, SLG: 0.358 | T CU 74<br>F CU 75<br>S CU 75<br>0-3 ②<br>K | | F SI 89<br>B SI 89<br>B CH 82<br>X SI 88<br>2-1<br>2B | | B CH 85<br>C CH 84<br>D CU 74<br>F SI 90<br>F CU 76<br>B SI 88<br>F SL 84<br>S FF 89<br>3-3 ②<br>K<br>1-2<br>2-3 | | C CU 82<br>B FF 93<br>D CH 84<br>B CU 81<br>C CU 81<br>F CU 81<br>S CU 82<br>3-3 ③<br>K2-3 | | | 4 | 0 | 1 | 0 | 0 | 3 | 6 |
| 37 Corky Miller, R (1, 2)<br>OBP: 0.313, SLG: 0.255 | C CU 75<br>C CU 75<br>D CU 75<br>D CU 77<br>B FF 91<br>D CU 78<br>4-2<br>BB | | B SI 89<br>C CU 74<br>B CU 74<br>B SI 90<br>C SI 91<br>F CU 75<br>B FF 91<br>4-2<br>47<br>FC4-6<br>BB | | X SI 90<br>0-0 ③<br>L7 | | | B FF 95<br>S FF 95<br>B FF 95<br>S FF 95<br>F FF 96<br>S FF 94<br>2-3 ①<br>K | | 2 | 0 | 0 | 0 | 2 | 1 | 2 |
| 47 Johnny Cueto, R (1, 1)<br>OBP: 0.167, SLG: 0.103<br>52 Daniel Herrera, L (6, 1)<br>25 Wladimir Balentien, R (6, 9)<br>OBP: 0.296, SLG: 0.356 | C FF 90<br>C SI 89<br>D CU 77<br>B CU 74<br>B FF 90<br>F FF 89<br>S FF 90<br>3-3 ③<br>K | | X FF 88<br>0-0 ③<br>FC4-6<br>1-2f | | | B SI 94<br>B FF 95<br>B FF 95<br>C FF 94<br>B FF 94<br>4-1<br>7<br>CS<br>BB | | B FF 96<br>B FC 90<br>X FF 96<br>2-0<br>6<br>HR<br>2B | | 2<br>0<br>1 | 0<br>0<br>1 | 0<br>0<br>1 | 0<br>0<br>1 | 0<br>0<br>0 | 1<br>0<br>1 | 5<br>0<br>0 |
| Inning Stats | R: 3<br>E: 0<br>K: 2<br>S: 25<br>H: 5<br>LOB: 3<br>BB: 1<br>P: 42 | R: 0<br>E: 0<br>K: 0<br>S: 8<br>H: 0<br>LOB: 0<br>BB: 0<br>P: 10 | R: 1<br>E: 0<br>K: 1<br>S: 12<br>H: 2<br>LOB: 2<br>BB: 1<br>P: 20 | R: 0<br>E: 0<br>K: 0<br>S: 12<br>H: 1<br>LOB: 0<br>BB: 0<br>P: 15 | R: 0<br>E: 0<br>K: 1<br>S: 14<br>H: 1<br>LOB: 2<br>BB: 1<br>P: 23 | R: 0<br>E: 0<br>K: 2<br>S: 7<br>H: 0<br>LOB: 1<br>BB: 1<br>P: 15 | R: 0<br>E: 0<br>K: 2<br>S: 14<br>H: 2<br>LOB: 2<br>BB: 0<br>P: 22 | R: 2<br>E: 0<br>K: 1<br>S: 14<br>H: 2<br>LOB: 0<br>BB: 1<br>P: 24 | | 1B: 6<br>2B: 6<br>3B: 0<br>HR: 2 | SF: 0<br>SAC: 0<br>DP: 3<br>HBP: 0 | | | WP: 0<br>PB: 0<br>SB: 2<br>CS: 1 | PA: 39 | |

| PITCHER | | IP | WLS | BF | H | R | ER | SO | BB | IBB | HBP | BLK | WP | HR | S | P | ERA | WHIP |
|---|---|---|---|---|---|---|---|---|---|---|---|---|---|---|---|---|---|---|
| 28 Paul Maholm, L<br>ERA: 4.67 | (1, 1) | 5.0 | L | 26 | 9 | 4 | 4 | 4 | 3 | 0 | 0 | 0 | 0 | 1 | 71 | 110 | 7.20 | 2.400 |
| 54 Denny Bautista, R<br>ERA: | (6, 1) | 2.0 | | 8 | 2 | 0 | 0 | 4 | 1 | 0 | 0 | 0 | 0 | 0 | 21 | 37 | 0.00 | 1.500 |
| 43 Jesse Chavez, R<br>ERA: 4.2 | (8, 1) | 0.1 | | 4 | 2 | 2 | 2 | 1 | 1 | 0 | 0 | 0 | 0 | 1 | 11 | 20 | 54.00 | 9.000 |
| 58 Steven Jackson, R<br>ERA: 4.02 | (8, 1) | 0.2 | | 1 | 0 | 0 | 0 | 0 | 0 | 0 | 0 | 0 | 0 | 0 | 3 | 4 | 0.00 | 0.000 |

| PITCHER | IP | WLS | BF | H | R | ER | SO | BB | IBB | HBP | BLK | WP | HR | S | P | ERA | WHIP |
|---|---|---|---|---|---|---|---|---|---|---|---|---|---|---|---|---|---|

# Pittsburgh Pirates @ Cincinnati Reds

Great American Ball Park, Cincinnati, OH

Mon Aug 31 2009, 7:10 PM EDT

Att. 9,087 - Clear - 71 F

livebaseballscorecards.com

| | |
|---|---|
| AB | 34 |
| R | 6 |
| H | 13 |
| RBI | 6 |
| BB | 5 |
| SO | 9 |
| LOB | 19 |

| Batter | 1 | 2 | 3 | 4 | 5 | 6 | 7 | 8 | 9 | AB | R | H | RBI | BB | SO | LOB |
|---|---|---|---|---|---|---|---|---|---|---|---|---|---|---|---|---|
| 22 Andrew McCutchen, R (1, 8)<br>OBP: 0.362, SLG: 0.495 | B FF 83<br>B SL 79<br>B CH 82<br>C FC 82<br>B FC 81<br>4-1<br>24<br>F7<br>BB | | C<br>C CU 71<br>B CH 81<br>F CH 80<br>B CU 71<br>B FC 85<br>B SI 85<br>4-2<br>46<br>HR<br>BB | B CH 80<br>B CH 80<br>C FC 86<br>B FF 87<br>C FF 86<br>B CH 79<br>4-2<br>24<br>G1-4-6-3<br>1-2<br>2-3<br>3-H<br>BB | | | B FF 89<br>B FF 89<br>C FF 86<br>B FC 88<br>C FF 88<br>F FF 89<br>F FF 88<br>S FC 90<br>3-3<br>①<br>K | | B SL 78<br>B FF 89<br>B FF 88<br>B FF 87<br>4-0<br>46<br>G4-6-3<br>24<br>1B<br>1-2<br>BB | 1 | 1 | 0 | 1 | 4 | 1 | 0 |
| 24 Delwyn Young, S (1, 4)<br>OBP: 0.342, SLG: 0.413 | 1 SAFE<br>B CH 82<br>C FC 82<br>X CH 78<br>1-1<br>①<br>②<br>F7<br>1-2 | | C CH 77<br>F FC 84<br>B FF 86<br>S CU 71<br>1-3<br>②<br>K | S CH 80<br>X FF 86<br>0-1<br>②<br>③<br>G1-4-6-3<br>1-2f | | | B FF 90<br>X SL 78<br>1-0<br>46<br>BB<br>1B | | C FF 88<br>T FF 88<br>B FF 88<br>F CH 80<br>B FC 87<br>X FF 88<br>2-2<br>46<br>G4-6-3<br>1-2<br>2-3<br>1B | 5 | 0 | 2 | 0 | 0 | 1 | 5 |
| 46 Garrett Jones, L (1, 9)<br>OBP: 0.365, SLG: 0.614 | C FF 86<br>C CH 79<br>X CU 73<br>0-2<br>41<br>1B<br>1B | | B CH 79<br>X FF 86<br>1-0<br>1-H<br>HR | | C CU 68<br>B FC 84<br>F CH 76<br>B CU 70<br>X FC 84<br>2-2<br>①<br>G3-1 | | B FC 87<br>B FF 88<br>F FF 87<br>C FF 89<br>B FF 88<br>B FF 89<br>4-2<br>1-2<br>BB | | C CH 78<br>F FF 89<br>X CH 77<br>0-2<br>①<br>②<br>G4-6-3<br>1-2f<br>2-3<br>3-H | 4 | 1 | 2 | 2 | 1 | 0 | 2 |
| 41 Ryan Doumit, S (1, 2)<br>OBP: 0.249, SLG: 0.390 | C FF 85<br>B CU 71<br>X FF 84<br>1-1<br>1-2<br>1B | | B CU 70<br>C CU 69<br>B FF 85<br>C FF 86<br>F CU 70<br>X CH 80<br>2-2<br>③<br>G6-3 | | B CH 79<br>S CU 69<br>B FF 84<br>X FF 84<br>2-1<br>②<br>G4-3 | | B FC 88<br>S CH 80<br>B SL 80<br>X FF 89<br>2-1<br>②<br>F9 | | F CH 78<br>B FF 88<br>B FF 88<br>X FC 88<br>2-1<br>③<br>L8 | 5 | 0 | 1 | 0 | 0 | 0 | 3 |
| 51 Steve Pearce, R (1, 3)<br>OBP: 0.302, SLG: 0.402 | C FF 87<br>D FC 84<br>X FC 86<br>1-1<br>③<br>F8 | | | C FF 85<br>X CH 81<br>0-1<br>①<br>G6-3 | B CU 70<br>F CH 80<br>C FF 86<br>X FC 83<br>1-2<br>③<br>G6-3 | | C FF 91<br>B FF 90<br>X FF 90<br>1-1<br>③<br>F9 | | | 4 | 0 | 0 | 0 | 0 | 0 | 4 |
| 85 Lastings Milledge, R (1, 7)<br>OBP: 0.336, SLG: 0.369 | | C FC 83<br>F FF 86<br>B CH 80<br>F CH 81<br>B FC 84<br>F FF 86<br>F FF 85<br>B SL 76<br>F FF 84<br>3-2<br>①<br>X FC 82<br>P4 | | C SL 78<br>B FF 85<br>B CH 79<br>T CH 79<br>X FF 86<br>2-2<br>5<br>1B<br>15<br>BB<br>37<br>1B<br>1B | | B CH 78<br>F FF 84<br>C CU 70<br>X FC 84<br>1-2<br>①<br>F9 | | C CH 76<br>B FF 90<br>S CH 77<br>X FF 91<br>1-2<br>15<br>G6-4-3<br>1B | 4 | 1 | 2 | 0 | 0 | 0 | 0 |
| 15 Andy LaRoche, R (1, 5)<br>OBP: 0.324, SLG: 0.364 | | C FC 84<br>X FF 86<br>0-1<br>②<br>F8 | | B CH 79<br>B FF 85<br>B SL 78<br>C FC 85<br>B FF 85<br>4-1<br>37<br>1B<br>5<br>1B<br>22<br>BB<br>1-2<br>BB | | C CU 69<br>F CU 72<br>X FC 84<br>0-2<br>②<br>G4-3 | | C SL 77<br>B FF 89<br>X FF 86<br>1-1<br>①<br>②<br>G6-4-3<br>1-2f | 3 | 1 | 0 | 0 | 1 | 0 | 1 |
| 5 Ronny Cedeno, R (1, 6)<br>OBP: 0.260, SLG: 0.352 | | B FC 83<br>C SL 76<br>B FF 85<br>X FC 82<br>2-1<br>③<br>F8 | | B FF 86<br>C SL 78<br>F FF 87<br>X FC 85<br>1-2<br>22<br>BB<br>37<br>1B<br>1-2<br>2-3<br>1B | | B CU 72<br>B FC 81<br>B FC 84<br>C FC 83<br>B CH 82<br>4-1<br>BB | | C FF 90<br>X CH 79<br>0-1<br>③<br>G5-3 | 3 | 0 | 1 | 0 | 1 | 0 | 0 |
| 37 Charlie Morton, R (1, 1)<br>OBP: 0.190, SLG: 0.190<br>18 Neil Walker, S (6, PH)<br>34 Chris Bootcheck, R (6, 1)<br>50 Virgil Vasquez, R (7, 1)<br>55 Matt Capps, R (8, 1)<br>36 Luis Alfonso Cruz, R (9, PH)<br>OBP: 0.303, SLG: 0.214 | | | C<br>B FF 85<br>F FF 84<br>F SL 81<br>F FF 85<br>S CH 78<br>1-3<br>①<br>K | F FF 85<br>B CH 78<br>X FF 85<br>1-1<br>22<br>BB<br>1-2<br>2-3<br>3-H<br>1B | | B CU 72<br>B FF 86<br>F FF 86<br>X CH 80<br>2-1<br>③<br>G4-3 | | | C FF 89<br>S SL 83<br>X FF 88<br>0-2<br>24<br>1B<br>22<br>BB<br>46<br>G4-6-3<br>1B | 2<br>1<br>0<br>0<br>0<br>0<br>1 | 0<br>0<br>0<br>0<br>0<br>0<br>1 | 1<br>0<br>0<br>0<br>0<br>0<br>1 | 1<br>0<br>0<br>0<br>0<br>0<br>0 | 0<br>0<br>0<br>0<br>0<br>0<br>0 | 1<br>1<br>0<br>0<br>0<br>0<br>0 | 0<br>1<br>0<br>0<br>0<br>0<br>0 |
| Inning Stats | R: 0<br>E: 0<br>K: 0<br>S: 10<br>H: 2<br>LOB: 2<br>BB: 1<br>P: 17 | R: 0<br>E: 0<br>K: 0<br>S: 11<br>H: 0<br>LOB: 0<br>BB: 0<br>P: 16 | R: 2<br>E: 0<br>K: 2<br>S: 16<br>H: 1<br>LOB: 0<br>BB: 1<br>P: 25 | R: 2<br>E: 0<br>K: 0<br>S: 15<br>H: 3<br>LOB: 2<br>BB: 2<br>P: 27 | R: 0<br>E: 0<br>K: 0<br>S: 8<br>H: 0<br>LOB: 0<br>BB: 0<br>P: 13 | R: 0<br>E: 0<br>K: 0<br>S: 9<br>H: 0<br>LOB: 1<br>BB: 1<br>P: 16 | R: 0<br>E: 0<br>K: 1<br>S: 12<br>H: 1<br>LOB: 2<br>BB: 1<br>P: 23 | R: 0<br>E: 0<br>K: 0<br>S: 7<br>H: 1<br>LOB: 0<br>BB: 0<br>P: 9 | R: 1<br>E: 0<br>K: 0<br>S: 12<br>H: 2<br>LOB: 1<br>BB: 1<br>P: 20 | 1B: 9<br>2B: 0<br>3B: 0<br>HR: 1<br>SF: 0<br>SAC: 0<br>DP: 3<br>HBP: 0 | | | | | | |

| PITCHER | IP | WLS | BF | H | R | ER | SO | BB | IBB | HBP | BLK | WP | HR | S | P | ERA | WHIP |
|---|---|---|---|---|---|---|---|---|---|---|---|---|---|---|---|---|---|
| 62 Justin Lehr, R (1, 1)<br>ERA: 4.43 | 6.0 | W | 27 | 6 | 4 | 4 | 2 | 5 | 0 | 0 | 0 | 0 | 1 | 69 | 114 | 6.00 | 1.833 |
| 33 Micah Owings, R (7, 1)<br>ERA: 5.35 | 3.0 | S | 13 | 4 | 1 | 1 | 1 | 2 | 0 | 0 | 0 | 0 | 0 | 31 | 52 | 3.00 | 2.000 |

| PITCHER | IP | WLS | BF | H | R | ER | SO | BB | IBB | HBP | BLK | WP | HR | S | P | ERA | WHIP |
|---|---|---|---|---|---|---|---|---|---|---|---|---|---|---|---|---|---|

# TOP

## Pittsburgh Pirates @ Cincinnati Reds

Great American Ball Park, Cincinnati, OH

Tue Sep 01 2009, 7:10 PM EDT
Att. 10,304 - Clear - 74 F

livebaseballscorecards.com

| | |
|---|---|
| AB | 33 |
| R | 5 |
| H | 10 |
| RBI | 4 |
| BB | 7 |
| SO | 3 |
| LOB | 16 |

| Batter | 1 | 2 | 3 | 4 | 5 | 6 | 7 | 8 | 9 | AB | R | H | RBI | BB | SO | LOB |
|---|---|---|---|---|---|---|---|---|---|---|---|---|---|---|---|---|
| 6 Drew Stubbs, R (1, 8)<br>OBP: 0.275, SLG: 0.409 | B FF 91<br>F FF 91<br>X FF 92<br>1-1 ① G5-3 | X<br>0-0 ① F9 | | L FF 91<br>B CU 76<br>B CU 77<br>X FF 87<br>2-1 ① P4 | | X FF 94<br>0-0 E1 7 2B 1-3 1B | F FF 91<br>C FF 92<br>B FF 92<br>F FF 90<br>B SL 88<br>B FF 92<br>X FF 92<br>3-2 ③ G6-3 | | | 5 | 1 | 1 | 0 | 0 | 0 | 0 |
| 7 Paul Janish, R (1, 6)<br>OBP: 0.318, SLG: 0.325 | B FF 92<br>B FF 92<br>B FF 92<br>B FF 91<br>4-0 4 2B 60 1B BB | B FF 91<br>C FF 91<br>B FF 87<br>F FF 93<br>X CU 76<br>2-2 ② P3 | | B CU 75<br>S FF 88<br>C FF 93<br>B CU 80<br>H FF 89<br>3-2 4 G5-4-3 HBP | | F FF 94<br>X CU 83<br>0-1 4 G6-3 60 SF8 1-H 3-H 2B | | C SL 82<br>X SL 83<br>0-1 ① G5-3 | | 3 | 2 | 1 | 2 | 1 | 0 | 0 |
| 4 Brandon Phillips, R (1, 4)<br>OBP: 0.327, SLG: 0.451 | S SI 87<br>B FF 88<br>X FF 87<br>1-1 60 1B 31 1B 1-3 2B | B CH 79<br>F FF 91<br>B FF 87<br>B FF 88<br>B FF 92<br>4-1 60 1B BB | | B CU 76<br>B FF 87<br>S SI 88<br>B CH 80<br>1 SAFE<br>X FF 90<br>3-1 ② ③ G5-4-3 1-2f | | B FF 96<br>S FF 94<br>C CU 84<br>X CU 84<br>1-2 ① G6-3 2-3 | | F SL 89<br>F FF 94<br>B FF 93<br>B FF 94<br>F FF 94<br>X FF 95<br>2-2 60 G4-1 1B | | 4 | 1 | 2 | 0 | 1 | 0 | 2 |
| 60 Kevin Barker, L (1, 3)<br>OBP: 0.412, SLG: 0.500 | B FF 92<br>F FF 88<br>X FF 93<br>1-1 31 1B 27 BB 30 1B 2-3 3-H 1B | X FF 86<br>0-0 ③ 1-3 1B | | | C CH 82<br>X CU 77<br>0-1 ① F8 | B CU 83<br>F FF 93<br>S FF 94<br>B FF 95<br>X FF 95<br>2-2 ② SF8 3-H | | F SI 93<br>B FF 94<br>X SI 92<br>1-1 ② G4-1 1-2 | | 4 | 1 | 2 | 2 | 0 | 0 | 1 |
| 27 Scott Rolen, R (1, 5)<br>OBP: 0.372, SLG: 0.463<br>23 Adam Rosales, R (8, PH)<br>OBP: 0.288, SLG: 0.310<br>(9, 5) | B FF 90<br>B FF 88<br>B FF 88<br>B FF 91<br>4-0 31 1B 30 1B 1-2 BB | B FF 91<br>X FF 92<br>1-0 ① P6 | | | X FF 92<br>0-0 31 FC6-4 1B | F FF 94<br>X FF 93<br>0-1 ③ F8 | | X SL 83<br>0-0 ③ F9 | | 3<br>1 | 1<br>0 | 1<br>0 | 0<br>0 | 1<br>0 | 0<br>0 | 0<br>1 |
| 31 Jonny Gomes, R (1, 9)<br>OBP: 0.361, SLG: 0.563 | S CU 76<br>D CU 77<br>F CU 76<br>F CU 77<br>X FF 93<br>1-2 30 1B 1-2 2-3 3-H 1B | B CU 76<br>X FF 91<br>1-0 25 1B 30 G6-3 1B | | | F CU 76<br>D CU 77<br>X CU 75<br>1-1 ② FC6-4 25 S 30 1B 1-2f | | C SL 86<br>F CU 75<br>B CU 75<br>B SL 88<br>B FF 91<br>X SL 86<br>3-2 25 HR 2B | | | 4 | 3 | 3 | 1 | 0 | 0 | 1 |
| 25 Wladimir Balentien, R (1, 7)<br>OBP: 0.303, SLG: 0.373 | B FF 87<br>B FF 88<br>F FF 92<br>B CH 80<br>S FF 93<br>F FF 93<br>S FF 93<br>3-3 ② K | D CU 76<br>B FF 92<br>B FF 91<br>C FF 90<br>F FF 91<br>X FF 92<br>3-2 30 G6-3 1-3 1B | | | 1 SAFE<br>B FF 87<br>F CH 79<br>1 SAFE<br>1 SAFE<br>S CH 80<br>B CU 77<br>B CH 80<br>F CH 80<br>4-2 D CH 80 30 1B 1-2 30 1B BB | | S FF 88<br>F FF 90<br>X CU 75<br>0-2 2-H HR | | | 3 | 1 | 2 | 2 | 1 | 1 | 3 |
| 30 Craig Tatum, R (1, 2)<br>OBP: 0.246, SLG: 0.222 | F FF 93<br>B FF 92<br>D FF 87<br>F FF 93<br>B CU 78<br>X FF 94<br>3-2 62 FC6 1-3 2-H 3-H 1B | B CU 77<br>X FF 93<br>1-0 ② G6-3 1-2 3-H | | | B CU 75<br>F FF 92<br>X FF 92<br>1-1 ③ 1-H 2-H 1B | | F FF 91<br>F SL 87<br>B SI 92<br>T FF 92<br>1-2 ① K | | | 4 | 0 | 2 | 4 | 0 | 1 | 1 |
| 62 Justin Lehr, R (1, 1)<br>OBP: 0.188, SLG: 0.200<br>15 Drew Sutton, S (6, PH)<br>OBP: 0.250, SLG: 0.277<br>33 Micah Owings, R (7, 1)<br>OBP: 0.255, SLG: 0.509 | F FF 92<br>S FF 88<br>X FF 86<br>0-2 ③ FC6 1-2f | B FF 93<br>X FF 93<br>1-0 ③ G1-3 | | | | B FF 94<br>B FF 94<br>B FF 93<br>B FF 92<br>4-0 6 E 6 1B 7 2B BB | F FF 92<br>B SL 87<br>S FF 90<br>B FF 90<br>C FF 91<br>2-3 ② K | | | 2<br>0<br>1 | 0<br>1<br>0 | 0<br>0<br>0 | 0<br>0<br>0 | 0<br>1<br>0 | 0<br>0<br>1 | 3<br>0<br>0 |
| Inning Stats | R: 4<br>E: 0<br>K: 1<br>S: 20<br>H: 4<br>LOB: 2<br>BB: 2<br>P: 38 | R: 0<br>E: 0<br>K: 0<br>S: 6<br>H: 1<br>LOB: 2<br>BB: 1<br>P: 12 | R: 1<br>E: 0<br>K: 0<br>S: 7<br>H: 2<br>LOB: 1<br>BB: 0<br>P: 14 | R: 0<br>E: 0<br>K: 0<br>S: 6<br>H: 0<br>LOB: 0<br>BB: 0<br>P: 14 | R: 1<br>E: 0<br>K: 0<br>S: 10<br>H: 2<br>LOB: 2<br>BB: 1<br>P: 16 | R: 3<br>E: 1<br>K: 0<br>S: 11<br>H: 2<br>LOB: 0<br>BB: 1<br>P: 18 | R: 2<br>E: 0<br>K: 2<br>S: 16<br>H: 2<br>LOB: 0<br>BB: 0<br>P: 25 | R: 0<br>E: 0<br>K: 0<br>S: 9<br>H: 1<br>LOB: 1<br>BB: 0<br>P: 12 | | 1B: 10<br>2B: 3<br>3B: 0<br>HR: 1 | SF: 1<br>SAC: 0<br>DP: 1<br>HBP: 1 | | | WP: 0<br>PB: 0<br>SB: 1<br>CS: 0 | PA: 41 | |

| PITCHER | | IP | WLS | BF | H | R | ER | SO | BB | IBB | HBP | BLK | WP | HR | S | P | ERA | WHIP |
|---|---|---|---|---|---|---|---|---|---|---|---|---|---|---|---|---|---|---|
| 37 Charlie Morton, R<br>ERA: 5.43 | (1, 1) | 5.0 | L | 26 | 9 | 6 | 6 | 1 | 4 | 0 | 1 | 0 | 0 | 0 | 49 | 94 | 10.80 | 2.600 |
| 34 Chris Bootcheck, R<br>ERA: 13.5 | (6, 1) | 1.0 | | 6 | 2 | 3 | 3 | 0 | 1 | 0 | 0 | 0 | 0 | 0 | 11 | 18 | 27.00 | 3.000 |
| 50 Virgil Vasquez, R<br>ERA: 6.43 | (7, 1) | 1.0 | | 5 | 2 | 2 | 2 | 2 | 0 | 0 | 0 | 0 | 0 | 1 | 16 | 25 | 18.00 | 2.000 |
| 55 Matt Capps, R<br>ERA: 6.09 | (8, 1) | 1.0 | | 4 | 1 | 0 | 0 | 0 | 0 | 0 | 0 | 0 | 0 | 0 | 9 | 12 | 0.00 | 1.000 |

| PITCHER | IP | WLS | BF | H | R | ER | SO | BB | IBB | HBP | BLK | WP | HR | S | P | ERA | WHIP |
|---|---|---|---|---|---|---|---|---|---|---|---|---|---|---|---|---|---|

# BOTTOM

## Pittsburgh Pirates @ Cincinnati Reds

Great American Ball Park, Cincinnati, OH

Tue Sep 01 2009, 7:10 PM EDT

Att. 10,304 - Clear - 74 F

livebaseballscorecards.com

| | |
|---|---|
| AB | 34 |
| R | 11 |
| H | 14 |
| RBI | 11 |
| BB | 5 |
| SO | 3 |
| LOB | 12 |

| Batter | 1 | 2 | 3 | 4 | 5 | 6 | 7 | 8 | 9 | AB | R | H | RBI | BB | SO | LOB |
|---|---|---|---|---|---|---|---|---|---|---|---|---|---|---|---|---|
| 22 Andrew McCutchen, R (1, 8)<br>OBP: 0.359, SLG: 0.489 | C FF 93<br>F FF 94<br>X KC 78<br>0-2<br>G6-3 | | C FF 96<br>C SL 90<br>D KC 81<br>B KC 78<br>S FF 97<br>2-3<br>K | | C KC 78<br>D FF 96<br>D KC 79<br>S FF 95<br>F FF 96<br>S KC 79<br>2-3<br>K | | B FF 94<br>B FF 96<br>C FF 95<br>S KC 76<br>B KC 79<br>B FF 96<br>4-2<br>BB | | B SL 90<br>B FF 97<br>B FF 97<br>C FF 97<br>F FF 97<br>C SL 90<br>3-3<br>K | 4 | 0 | 0 | 0 | 1 | 3 | 3 |
| 18 Neil Walker, S (1, 5) | C FF 94<br>F FF 93<br>B FF 94<br>S CH 87<br>1-3<br>K | | B FF 96<br>X FF 95<br>1-0<br>F7 | | B FF 97<br>F FF 97<br>C FF 90<br>X<br>1-2<br>G4-3 | | F FF 97<br>F FF 93<br>S FF 94<br>0-3<br>K | | | 4 | 0 | 0 | 0 | 0 | 2 | 3 |
| 24 Delwyn Young, S (1, 4)<br>OBP: 0.338, SLG: 0.407 | B FF 95<br>C SI 94<br>F SI 94<br>B KC 78<br>B FF 95<br>F FF 95<br>X FF 94<br>3-2<br>G5-3 | | | C FF 94<br>F KC 77<br>S FF 93<br>0-3<br>K | | S CH 88<br>F FF 94<br>S FF 95<br>0-3<br>K | S FF 93<br>B FF 93<br>F FF 93<br>B FF 93<br>T FF 94<br>2-2<br>K | | | 4 | 0 | 0 | 0 | 0 | 3 | 1 |
| 46 Garrett Jones, L (1, 3)<br>OBP: 0.363, SLG: 0.621 | | B FF 93<br>X FF 92<br>1-0<br>HR | | B FF 95<br>S CH 89<br>B CH 89<br>B FF 95<br>S FF 96<br>C KC 79<br>3-3<br>K | | C CH 88<br>B KC 76<br>C KC 76<br>B CH 90<br>S<br>2-3<br>K | | C SL 84<br>B SL 83<br>L SL 83<br>B FF 93<br>X SL 82<br>2-2<br>F9 | | 4 | 1 | 1 | 1 | 0 | 2 | 0 |
| 85 Lastings Milledge, R (1, 7)<br>OBP: 0.340, SLG: 0.376 | | B FF 94<br>X SL 87<br>1-0<br>F7 | | B FF 92<br>B FF 96<br>B FF 97<br>B FF 95<br>4-0<br>41<br>2B<br>BB | | C FF 97<br>F FF 97<br>F FF 96<br>F FF 91<br>F FF 97<br>B FF 98<br>X FF 97<br>1-2<br>41<br>2B<br>2B | | | B FF 96<br>S FC 91<br>B FC 92<br>F FF 95<br>B SL 82<br>S FF 93<br>3-3<br>K | 3 | 1 | 1 | 0 | 1 | 1 | 0 |
| 41 Ryan Doumit, S (1, 2)<br>OBP: 0.253, SLG: 0.402 | | F FF 94<br>B FF 95<br>S CH 89<br>F CH 88<br>C FF 95<br>1-3<br>K | | D CH 89<br>F FF 95<br>1 SAFE<br>F FF 95<br>X SL 87<br>1-2<br>1-H<br>2B | | B FF 96<br>D SI 90<br>B CH 88<br>C FF 96<br>X FF 96<br>3-1<br>2-H<br>2B | | | C FF 92<br>S FF 97<br>B SL 85<br>B FF 92<br>F SI 96<br>F SL 84<br>S FF 97<br>2-3<br>K | 4 | 0 | 2 | 1 | 0 | 2 | 0 |
| 44 Brandon Moss, L (1, 9)<br>OBP: 0.307, SLG: 0.380 | | B FF 95<br>F FF 94<br>B FF 94<br>F FF 94<br>F FF 94<br>B FF 93<br>X FF 94<br>3-2<br>G3-1 | | X FF 92<br>0-0<br>HR | I<br>I<br>I IN 77<br>I IN 76<br>4-0<br>IBB | | | | C FF 95<br>X CH 87<br>0-1<br>G3-1 | 3 | 1 | 1 | 1 | 1 | 0 | 0 |
| 5 Ronny Cedeno, R (1, 6)<br>OBP: 0.256, SLG: 0.347 | | | B FF 94<br>C FF 94<br>X FF 95<br>1-1<br>F8 | | C FF 94<br>B SL 87<br>F FF 94<br>F FF 94<br>X KC 78<br>1-2<br>G6-3 | C SL 89<br>B FF 96<br>X KC 75<br>1-1<br>G2-3 | | | B FF 95<br>C FF 94<br>S FF 94<br>T FF 95<br>1-2<br>K | 4 | 0 | 0 | 0 | 0 | 1 | 2 |
| 57 Zach Duke, L (1, 1)<br>OBP: 0.278, SLG: 0.265<br>5 Ramón Vázquez, L (7, PH)<br>OBP: 0.347, SLG: 0.292<br>43 Jesse Chavez, R (7, 1)<br>52 Joel Hanrahan, R (8, 1)<br>15 Andy LaRoche, R (9, PH)<br>OBP: 0.325, SLG: 0.366 | | | C FF 95<br>F FF 93<br>X FF 95<br>0-2<br>1B | | C FF 94<br>B FF 95<br>F FF 95<br>B KC 79<br>F KC 77<br>X FF 95<br>2-2<br>1B | | X FF 93<br>0-0<br>F8 | | B SL 89<br>X SL 87<br>1-0<br>1B | 2<br>1<br>0<br>0<br>1 | 0<br>0<br>0<br>0<br>0 | 2<br>0<br>0<br>0<br>1 | 0<br>0<br>0<br>0<br>0 | 0<br>0<br>0<br>0<br>0 | 0<br>0<br>0<br>0<br>0 | 0<br>0<br>0<br>0<br>0 |
| Inning Stats | R: 0<br>E: 0<br>K: 1<br>S: 10<br>H: 0<br>LOB: 0<br>BB: 0<br>P: 14 | R: 1<br>E: 0<br>K: 1<br>S: 10<br>H: 1<br>LOB: 0<br>BB: 0<br>P: 16 | R: 0<br>E: 0<br>K: 1<br>S: 9<br>H: 1<br>LOB: 1<br>BB: 0<br>P: 13 | R: 0<br>E: 0<br>K: 2<br>S: 9<br>H: 1<br>LOB: 2<br>BB: 1<br>P: 17 | R: 1<br>E: 0<br>K: 1<br>S: 16<br>H: 2<br>LOB: 1<br>BB: 0<br>P: 22 | R: 1<br>E: 0<br>K: 2<br>S: 16<br>H: 2<br>LOB: 2<br>BB: 1<br>P: 27 | R: 0<br>E: 0<br>K: 2<br>S: 9<br>H: 0<br>LOB: 1<br>BB: 1<br>P: 15 | R: 0<br>E: 0<br>K: 2<br>S: 11<br>H: 0<br>LOB: 0<br>BB: 0<br>P: 18 | R: 0<br>E: 0<br>K: 2<br>S: 9<br>H: 1<br>LOB: 1<br>BB: 0<br>P: 14 | 1B: 3<br>2B: 3<br>3B: 0<br>HR: 2<br>SF: 0<br>SAC: 0<br>DP: 0<br>HBP: 0 | | | | | | |

| PITCHER | IP | WLS | BF | H | R | ER | SO | BB | IBB | HBP | BLK | WP | HR | S | P | ERA | WHIP |
|---|---|---|---|---|---|---|---|---|---|---|---|---|---|---|---|---|---|
| 34 Homer Bailey, R (1, 1)<br>ERA: 5.9 | 6.1 | W | 28 | 7 | 3 | 3 | 8 | 2 | 1 | 0 | 0 | 0 | 2 | 73 | 116 | 4.26 | 1.421 |
| 53 Arthur Rhodes, L (7, 1)<br>ERA: 2.54 | 1.0 | H | 3 | 0 | 0 | 0 | 2 | 0 | 0 | 0 | 0 | 0 | 0 | 9 | 13 | 0.00 | 0.000 |
| 40 Nick Masset, R (8, 1)<br>ERA: 2.64 | 0.2 | H | 2 | 0 | 0 | 0 | 2 | 0 | 0 | 0 | 0 | 0 | 0 | 8 | 13 | 0.00 | 0.000 |
| 48 Francisco Cordero, R (9, 1)<br>ERA: 2.28 | 1.0 | S | 4 | 1 | 0 | 0 | 2 | 0 | 0 | 0 | 0 | 0 | 0 | 9 | 14 | 0.00 | 1.000 |

| PITCHER | IP | WLS | BF | H | R | ER | SO | BB | IBB | HBP | BLK | WP | HR | S | P | ERA | WHIP |
|---|---|---|---|---|---|---|---|---|---|---|---|---|---|---|---|---|---|

# TOP

## Pittsburgh Pirates @ Cincinnati Reds

Great American Ball Park, Cincinnati, OH

Wed Sep 02 2009, 12:35 PM EDT
Att. 11,541 - Partly Cloudy - 73 F

livebaseballscorecards.com

| | |
|---|---|
| AB | 34 |
| R | 3 |
| H | 8 |
| RBI | 3 |
| BB | 3 |
| SO | 14 |
| LOB | 9 |

| | |
|---|---|
| WP: 0 | PA: 37 |
| PB: 0 | |
| SB: 0 | |
| CS: 0 | |

# BOTTOM

Pittsburgh Pirates @ Cincinnati Reds
Great American Ball Park, Cincinnati, OH
Wed Sep 02 2009, 12:35 PM EDT
Att. 11,541 - Partly Cloudy - 73 F

livebaseballscorecards.com

| Batter | 1 | 2 | 3 | 4 | 5 | 6 | 7 | 8 | 9 | AB | R | H | RBI | BB | SO | LOB |
|---|---|---|---|---|---|---|---|---|---|---|---|---|---|---|---|---|
| 6 Drew Stubbs, R (1, 8)<br>OBP: 0.301, SLG: 0.471 | B SI 87<br>F SI 88<br>X CH 82<br>1-1<br>7<br>G4-6-3<br>1B | | B CU 76<br>B SI 89<br>F SI 90<br>X SI 89<br>2-1<br>7<br>CS<br>1B | | | B SI 88<br>B CU 75<br>X SI 88<br>2-0<br>HR | B FC 92<br>B FF 96<br>X FC 93<br>2-0 ②<br>G5-3 | | | 4 | 1 | 3 | 1 | 0 | 0 | 0 |
| 7 Paul Janish, R (1, 6)<br>OBP: 0.311, SLG: 0.317 | L SI 88 ①<br>B SI 88 ②<br>F SI 88<br>F FF 89<br>F SL 81<br>X SI 90<br>1-2<br>G4-6-3<br>1-2f | | 1 SAFE<br>C FF 89<br>X SI 89<br>0-1 ②③<br>L8<br>1-2 | | | B CU 72<br>C CU 73<br>B SI 88<br>X CH 81<br>2-1<br>E5<br>19<br>2B<br>4<br>G4-3 | F FF 96<br>F FF 97<br>F FF 97<br>B CH 88<br>T FC 92<br>1-2 ③<br>K | | | 4 | 1 | 0 | 0 | 0 | 1 | 2 |
| 19 Joey Votto, L (1, 3)<br>OBP: 0.393, SLG: 0.534 | S SI 89<br>B SL 84<br>B SL 84<br>B SI 90<br>B FF 89<br>4-1<br>4<br>BLK<br>4<br>1B<br>BB | | | B FF 87<br>F CU 76<br>X SI 88<br>1-1 ①<br>G3-1 | | S SL 81<br>X SL 80<br>0-1<br>4<br>G4-3<br>16<br>1B<br>1-3<br>2B | | B SL 83<br>T FF 95<br>B FF 96<br>B SL 83<br>F FF 95<br>B FF 97<br>4-2<br>31<br>FC5<br>4<br>1B<br>BB | | 2 | 2 | 1 | 0 | 2 | 0 | 0 |
| 4 Brandon Phillips, R (1, 4)<br>OBP: 0.330, SLG: 0.460 | C CU 77<br>B SI 89<br>F CU 78<br>X FF 90<br>1-2 ③<br>1-H<br>1B | | | X SI 88<br>0-0<br>HR | | C CU 75<br>F CU 74<br>X FF 89<br>0-2 ①<br>G4-3<br>2-3<br>3-H | | F SL 84<br>S SL 84<br>B SL 85<br>X SL 86<br>1-2<br>16<br>WP<br>31<br>FC5<br>1-2<br>1B | | 4 | 1 | 3 | 3 | 0 | 0 | 1 |
| 31 Jonny Gomes, R (1, 9)<br>OBP: 0.355, SLG: 0.553<br>25 Wladimir Balentien, R (9, 9)<br>OBP: 0.303, SLG: 0.373 | | B SI 89<br>X CU 75<br>1-0 ①<br>F9 | | C CU 74<br>B FF 89<br>X SL 81<br>1-1 ②<br>F7 | | X CH 81<br>0-0 ②<br>G6-3 | | X SL 85<br>0-0 ①<br>FC5<br>1-2<br>2-3f | | 4<br>0 | 0<br>0 | 0<br>0 | 0<br>0 | 0<br>0 | 0<br>0 | 3<br>0 |
| 16 Darnell McDonald, R (1, 7)<br>OBP: 0.306, SLG: 0.368 | | B CU 74<br>F SI 88<br>B FF 89<br>X SI 89<br>2-1<br>23<br>FC6-4<br>1B | | B SI 88<br>F CU 75<br>F FF 89<br>B CH 80<br>S CH 80<br>2-3 ③<br>K | | F CH 81<br>B SI 88<br>X CH 81<br>1-1<br>37<br>FC5<br>23<br>1B<br>3-H<br>1B | | S FF 97<br>F FF 97<br>2 SAFE<br>B SL 86<br>S SL 87<br>1-3 ②<br>K<br>2-3 | | 4 | 0 | 2 | 1 | 0 | 2 | 2 |
| 23 Adam Rosales, R (1, 5)<br>OBP: 0.288, SLG: 0.310<br>53 Arthur Rhodes, L (7, 1)<br>40 Nick Masset, R (8, 1)<br>60 Kevin Barker, L (8, PH)<br>OBP: 0.389, SLG: 0.471<br>48 Francisco Cordero, R (9, 1) | | B CU 75<br>B SI 88<br>X SI 89<br>2-0 ②<br>FC6-4<br>1-2f | | | C CU 74<br>B FF 89<br>X CH 81<br>1-1 ①<br>G6-3 | 1 SAFE<br>B SI 88<br>D CH 81<br>B SI 88<br>C FF 89<br>X SI 89<br>3-1<br>37<br>FC5<br>1-2<br>1B | | B FF 99<br>S SL 86<br>S SL 86<br>X SL 88<br>1-2 ③<br>P6 | | 3<br>0<br>0<br>1<br>0 | 0<br>0<br>0<br>0<br>0 | 1<br>0<br>0<br>0<br>0 | 0<br>0<br>0<br>0<br>0 | 0<br>0<br>0<br>0<br>0 | 0<br>0<br>0<br>0<br>0 | 1<br>0<br>0<br>2<br>0 |
| 37 Corky Miller, R (1, 2)<br>OBP: 0.299, SLG: 0.241 | | 1 SAFE<br>1 SAFE<br>B SI 90<br>C SI 90<br>D CU 76<br>S SI 87<br>S CU 75<br>2-3 ③<br>K | | | B FF 88<br>F CH 82<br>S CH 82<br>C FF 89<br>1-3 ②<br>K | C SI 88<br>D CU 75<br>C CU 76<br>B SI 89<br>X CH 81<br>2-2<br>FC5<br>1-2<br>2-3f | | | | 3 | 0 | 0 | 0 | 0 | 2 | 3 |
| 34 Homer Bailey, R (1, 1)<br>OBP: 0.080, SLG: 0.080<br>27 Scott Rolen, R (7, 5)<br>OBP: 0.371, SLG: 0.462 | | | B SI 87<br>B SI 88<br>C FF 86<br>F SI 88<br>C FF 89<br>2-3 ①<br>K | | B SI 90<br>F SI 89<br>B SI 90<br>X SI 89<br>2-1 ③<br>G6-3 | | B FF 95<br>C CH 88<br>F FF 95<br>X<br>1-2 ①<br>G1-4-3 | | | 2<br>1 | 0<br>0 | 0<br>0 | 0<br>0 | 0<br>0 | 1<br>0 | 0<br>0 |
| Inning Stats | R: 1<br>E: 0<br>K: 0<br>S: 11<br>H: 2<br>LOB: 1<br>BB: 1<br>P: 18 | R: 0<br>E: 0<br>K: 1<br>S: 7<br>H: 1<br>LOB: 1<br>BB: 0<br>P: 14 | R: 0<br>E: 0<br>K: 1<br>S: 7<br>H: 1<br>LOB: 0<br>BB: 0<br>P: 11 | R: 1<br>E: 0<br>K: 1<br>S: 8<br>H: 1<br>LOB: 0<br>BB: 0<br>P: 12 | R: 0<br>E: 0<br>K: 1<br>S: 7<br>H: 0<br>LOB: 0<br>BB: 0<br>P: 11 | R: 3<br>E: 1<br>K: 0<br>S: 16<br>H: 4<br>LOB: 2<br>BB: 0<br>P: 26 | R: 0<br>E: 0<br>K: 1<br>S: 8<br>H: 0<br>LOB: 0<br>BB: 0<br>P: 12 | R: 0<br>E: 0<br>K: 1<br>S: 12<br>H: 1<br>LOB: 2<br>BB: 1<br>P: 19 | | 1B: 7<br>2B: 1<br>3B: 0<br>HR: 2<br>SF: 0<br>SAC: 0<br>DP: 1<br>HBP: 0 | | | | | | |

| | AB | 32 |
|---|---|---|
| | R | 5 |
| | H | 10 |
| | RBI | 5 |
| | BB | 2 |
| | SO | 6 |
| | LOB | 14 |

WP: 1 PA: 34
PB: 0
SB: 0
CS: 1

| PITCHER | | IP | WLS | BF | H | R | ER | SO | BB | IBB | HBP | BLK | WP | HR | S | P | ERA | WHIP |
|---|---|---|---|---|---|---|---|---|---|---|---|---|---|---|---|---|---|---|
| 57 Zach Duke, L<br>ERA: 3.71 | (1, 1) | 6.0 | L | 26 | 9 | 5 | 3 | 4 | 1 | 0 | 0 | 1 | 0 | 2 | 56 | 92 | 4.50 | 1.667 |
| 43 Jesse Chavez, R<br>ERA: 4.13 | (7, 1) | 1.0 | | 3 | 0 | 0 | 0 | 1 | 0 | 0 | 0 | 0 | 0 | 0 | 8 | 12 | 0.00 | 0.000 |
| 52 Joel Hanrahan, R<br>ERA: 5.43 | (8, 1) | 1.0 | | 5 | 1 | 0 | 0 | 1 | 1 | 0 | 0 | 0 | 1 | 0 | 12 | 19 | 0.00 | 2.000 |

| PITCHER | | IP | WLS | BF | H | R | ER | SO | BB | IBB | HBP | BLK | WP | HR | S | P | ERA | WHIP |
|---|---|---|---|---|---|---|---|---|---|---|---|---|---|---|---|---|---|---|

| Batter | 1 | 2 | 3 | 4 | 5 | 6 | 7 | 8 | 9 | AB | R | H | RBI | BB | SO | LOB |
|---|---|---|---|---|---|---|---|---|---|---|---|---|---|---|---|---|
| 55 Skip Schumaker, L (1, 4) (9, 7)<br>OBP: 0.361, SLG: 0.404 | X SI 88<br>0-0<br>28 WP<br>28 E<br>2B | B CU 79<br>D SI 90<br>B SI 86<br>B FF 91<br>4-0<br>BB | C SI 85<br>C SI 93<br>B CU 81<br>B CU 77<br>X FF 91<br>2-2 ②<br>F8 | C SI 93<br>C CU 80<br>B CU 80<br>B FF 92<br>B CU 76<br>B CU 77<br>4-2<br>28 1B<br>5 HR<br>BB | X FF 93<br>0-0 ③<br>F7 | B SI 91<br>B SI 91<br>X SI 90<br>2-0 ③<br>F8 | | 4 | 2 | 1 | 0 | 2 | 0 | 3 |
| 28 Colby Rasmus, L (1, 8)<br>OBP: 0.314, SLG: 0.422 | F SI 90<br>F FF 92<br>B CU 81<br>B CU 78<br>X CU 78<br>2-2<br>E2<br>47 2B<br>2-H | S CU 78<br>F CU 78<br>B FF 91<br>D CU 79<br>X CU 78<br>2-2 ③<br>G3 | X SI 92<br>0-0 ③<br>G4-3 | F SI 90<br>1 SAFE<br>S SI 91<br>B SI 90<br>X CU 79<br>1-2<br>5 HR<br>1B | | B SI 91<br>C SI 91<br>F SL 83<br>F SL 84<br>C SI 91<br>1-3 ①<br>K<br>B FF 91<br>B FF 91<br>X FF 91<br>2-0 ①<br>G4-3 | | 6 | 2 | 1 | 0 | 0 | 1 | 2 |
| 5 Albert Pujols, R (1, 3)<br>OBP: 0.443, SLG: 0.672<br>12 Julio Lugo, R (9, PH) (9, 4)<br>OBP: 0.366, SLG: 0.445 | S FF 92<br>B FF 92<br>X CU 78<br>1-1 ①<br>P3 | B FF 88<br>B CU 79<br>T FF 91<br>X CU 78<br>2-1 ①<br>F8 | B FF 94<br>F FF 93<br>F CU 80<br>X CU 81<br>1-2<br>47 2B<br>7 1B<br>1B | F FF 93<br>B CU 80<br>X CU 81<br>1-1<br>1-H<br>2-H<br>HR | | B SI 92<br>B SI 91<br>F SI 92<br>B SI 91<br>B SI 90<br>4-1<br>15 1B<br>47 HR<br>BB | B FF 92<br>C CU 80<br>C CU 80<br>X CU 81<br>1-2 ②<br>G1-4-3 | 4<br>1 | 3<br>0 | 2<br>0 | 3<br>0 | 1<br>0 | 0<br>0 | 1<br>0 |
| 15 Matt Holliday, R (1, 7)<br>OBP: 0.397, SLG: 0.534<br>8 Troy Glaus, R (9, PH) (9, 3)<br>OBP: 0.250, SLG: 0.500 | C CU 79<br>S CU 80<br>S CU 79<br>0-3 ②<br>K | S SL 84<br>F SI 92<br>B CU 80<br>F FF 92<br>F CU 80<br>B FF 92<br>X SL 84<br>2-2<br>HR | X CU 81<br>0-0 ①<br>F9 | C FF 94<br>C FF 93<br>B CU 80<br>X CU 81<br>1-2 ③<br>G4-3 | | C SL 80<br>B SI 90<br>C SI 90<br>B SI 89<br>X SL 81<br>2-2<br>47 HR<br>1-2<br>1B | S FF 93<br>F FF 93<br>B CU 81<br>S FF 94<br>1-3 ③<br>K | 5<br>1 | 2<br>0 | 2<br>0 | 1<br>0 | 0<br>0 | 1<br>0 | 2<br>0 |
| 47 Ryan Ludwick, R (1, 9)<br>OBP: 0.339, SLG: 0.476 | B FF 91<br>S CU 78<br>X CU 78<br>1-1<br>3-H<br>2B | B FF 93<br>X FF 92<br>1-0<br>HR | X FF 91<br>0-0<br>7 1B<br>1-3<br>2B | | | F FF 94<br>B FF 94<br>F FF 93<br>X FF 94<br>1-2<br>4 SH3-4<br>7 1B<br>13 1B<br>1B | B SI 91<br>X SI 90<br>1-0<br>1-H<br>2-H<br>HR | 5 | 3 | 5 | 5 | 0 | 0 | 0 |
| 7 Mark DeRosa, R (1, 5)<br>OBP: 0.331, SLG: 0.445 | S SI 92<br>B FF 92<br>F CU 78<br>X FF 91<br>1-2 ③<br>G5-3 | B CU 80<br>F FF 90<br>S CU 79<br>C CU 80<br>1-3 ②<br>K | X SI 92<br>0-0<br>4 G6-3<br>2-3<br>3-H<br>1B | | | F SI 92<br>S FF 93<br>X CU 78<br>0-2<br>4 SH3-4<br>13 1B<br>1-2<br>1B | X SL 80<br>0-0<br>24 1B<br>2B | 5 | 2 | 3 | 1 | 0 | 1 | 1 |
| 4 Yadier Molina, R (1, 2)<br>OBP: 0.363, SLG: 0.376 | B FF 92<br>X SI 88<br>1-0<br>50 G6-3<br>13 G6-3<br>1B | F FF 92<br>B CU 82<br>B CU 80<br>F SL 91<br>B CU 79<br>B CU 78<br>4-2<br>13 S<br>BB | X CU 80<br>0-0 ②<br>③<br>G6-3<br>1-2f | | | L FF 92<br>X FF 92<br>0-1 ①<br>SH3-4<br>1-2<br>2-3 | B FF 89<br>B SI 89<br>B SI 89<br>B FF 89<br>4-0<br>24 1B<br>BB | 2 | 0 | 1 | 0 | 2 | 0 | 2 |
| 13 Brendan Ryan, R (1, 6)<br>OBP: 0.331, SLG: 0.382 | F SI 91<br>X CU 78<br>0-1 ①<br>G6-3<br>1-2 | B SI 91<br>B CU 80<br>F FF 90<br>F FF 91<br>X SL 93<br>2-2 ③<br>F8<br>1-2 | | | | C CU 79<br>B FF 93<br>F FF 92<br>F CU 81<br>S CU 80<br>1-3 ①<br>K2-3 | S SL 83<br>X SL 83<br>0-1 ②<br>2-H<br>3-H<br>1B | C FF 90<br>F FF 90<br>X FF 91<br>0-2 ②<br>F8 | | 5 | 0 | 1 | 2 | 0 | 1 | 4 |
| 50 Adam Wainwright, R (1, 1)<br>OBP: 0.158, SLG: 0.253<br>22 Joe Thurston, L (6, PH)<br>OBP: 0.319, SLG: 0.333<br>36 Dennys Reyes, R (6, 1)<br>3 Khalil Greene, R (7, PH)<br>OBP: 0.282, SLG: 0.365<br>46 Kyle McClellan, R (7, 1)<br>24 Rick Ankiel, L (8, PH)<br>OBP: 0.288, SLG: 0.394<br>30 Jason Motte, R (8, 1)<br>37 Todd Wellemeyer, R (9, 1)<br>OBP: 0.108, SLG: 0.108 | B SI 91<br>S CU 77<br>C CU 78<br>X CU 78<br>1-2 ②<br>G6-3<br>2-3 | B FF 91<br>F FF 92<br>X CU 77<br>1-1 ①<br>G6-3 | B SI 85<br>X SI 91<br>1-0 ②<br>F7 | B FF 94<br>B FF 94<br>B FF 92<br>B FF 93<br>4-0<br>BB | F FF 92<br>X CH 83<br>0-1<br>1-2<br>2-H<br>1B | | 2<br>1<br>0<br>0<br>0<br>0<br>1<br>0<br>0 | 0<br>0<br>0<br>0<br>0<br>0<br>0<br>0<br>0 | 0<br>0<br>0<br>0<br>1<br>0<br>0<br>1<br>0 | 0<br>0<br>0<br>0<br>0<br>0<br>0<br>0<br>0 | 0<br>0<br>0<br>0<br>0<br>0<br>0<br>0<br>0 | 0<br>0<br>0<br>0<br>0<br>0<br>0<br>0<br>0 | 1<br>0<br>0<br>0<br>0<br>0<br>0<br>0<br>0 |
| Inning Stats | R: 2<br>E: 1<br>K: 1<br>S: 14<br>H: 2<br>LOB: 1<br>BB: 0<br>P: 19 | R: 0<br>E: 0<br>K: 0<br>S: 9<br>H: 1<br>LOB: 2<br>BB: 1<br>P: 17 | R: 2<br>E: 0<br>K: 1<br>S: 16<br>H: 2<br>LOB: 1<br>BB: 1<br>P: 28 | R: 0<br>E: 0<br>K: 0<br>S: 6<br>H: 0<br>LOB: 0<br>BB: 0<br>P: 9 | R: 1<br>E: 0<br>K: 0<br>S: 7<br>H: 3<br>LOB: 1<br>BB: 0<br>P: 8 | R: 3<br>E: 0<br>K: 1<br>S: 15<br>H: 2<br>LOB: 0<br>BB: 1<br>P: 24 | R: 2<br>E: 0<br>K: 0<br>S: 11<br>H: 3<br>LOB: 1<br>BB: 1<br>P: 16 | R: 4<br>E: 0<br>K: 1<br>S: 16<br>H: 4<br>LOB: 2<br>BB: 2<br>P: 30 | R: 0<br>E: 0<br>K: 1<br>S: 7<br>H: 0<br>LOB: 0<br>BB: 0<br>P: 11 | 1B: 9<br>2B: 4<br>3B: 0<br>HR: 4<br>SF: 0<br>SAC: 1<br>DP: 1<br>HBP: 0 | | | | | | |

| PITCHER | | IP | WLS | BF | H | R | ER | SO | BB | IBB | HBP | BLK | WP | HR | S | P | ERA | WHIP |
|---|---|---|---|---|---|---|---|---|---|---|---|---|---|---|---|---|---|---|
| 25 Kevin Hart, R<br>ERA: 4.67 | (1, 1) | 5.2 | L | 29 | 9 | 7 | 5 | 3 | 3 | 0 | 0 | 0 | 1 | 2 | 62 | 98 | 7.94 | 2.118 |
| 54 Denny Bautista, R<br>ERA: 4.05 | (6, 1) | 0.2 | B | 5 | 3 | 3 | 3 | 0 | 0 | 0 | 0 | 0 | 0 | 1 | 13 | 16 | 40.50 | 4.500 |
| 52 Joel Hanrahan, R<br>ERA: 5.37 | (7, 1) | 0.2 | | 3 | 1 | 0 | 0 | 0 | 1 | 0 | 0 | 0 | 0 | 0 | 3 | 7 | 0.00 | 3.000 |
| 32 Phil Dumatrait, L<br>ERA: 13.5 | (8, 1) | 0.1 | | 6 | 3 | 4 | 4 | 1 | 2 | 0 | 0 | 0 | 0 | 1 | 10 | 22 | 108.00 | 15.000 |
| 58 Steven Jackson, R<br>ERA: 3.94 | (8, 1) | 0.2 | | 3 | 1 | 0 | 0 | 0 | 0 | 0 | 0 | 0 | 0 | 0 | 6 | 8 | 0.00 | 1.500 |

| PITCHER | | IP | WLS | BF | H | R | ER | SO | BB | IBB | HBP | BLK | WP | HR | S | P | ERA | WHIP |
|---|---|---|---|---|---|---|---|---|---|---|---|---|---|---|---|---|---|---|
| 34 Chris Bootcheck, R<br>ERA: 12.27 | (9, 1) | 1.0 | | 3 | 0 | 0 | 0 | 1 | 0 | 0 | 0 | 0 | 0 | 0 | 7 | 11 | 0.00 | 0.000 |

# TOP

## St. Louis Cardinals @ Pittsburgh Pirates

PNC Park, Pittsburgh, PA

Fri Sep 04 2009, 7:05 PM EDT

Att. 15,258 - Clear - 78 F

livebaseballscorecards.com

| | |
|---|---|
| AB | 42 |
| R | 14 |
| H | 17 |
| RBI | 13 |
| BB | 6 |
| SO | 5 |
| LOB | 16 |

1B: 9 SF: 0
2B: 4 SAC: 1
3B: 0 DP: 1
HR: 4 HBP: 0

WP: 1 PA: 49
PB: 0
SB: 1
CS: 0

# BOTTOM

## St. Louis Cardinals @ Pittsburgh Pirates

PNC Park, Pittsburgh, PA

Fri Sep 04 2009, 7:05 PM EDT

Att. 15,258 - Clear - 78 F

livebaseballscorecards.com

| Batter | 1 | 2 | 3 | 4 | 5 | 6 | 7 | 8 | 9 | AB | R | H | RBI | BB | SO | LOB |
|---|---|---|---|---|---|---|---|---|---|---|---|---|---|---|---|---|
| 22 Andrew McCutchen, R (1, 8)<br>OBP: 0.360, SLG: 0.486 | C SI 89<br>B CU 71<br>C FC 82<br>X SI 91<br>1-2 G4-3 ① | | C FC 81<br>B SI 88<br>X CU 72<br>1-1 G6-3 ① | | C SI 89<br>B SI 90<br>C FC 85<br>X CU 75<br>1-2 24 BB 46 1B 1B | B SI 89<br>F SI 89<br>B CH 83<br>B SI 85<br>B SI 89<br>4-1 24 CS BB | | B CU 79<br>C CU 80<br>B CU 79<br>F FF 95<br>C SI 95<br>2-3 K ① | | 4 | 1 | 1 | 0 | 1 | 1 | 1 |
| 24 Delwyn Young, S (1, 4)<br>OBP: 0.335, SLG: 0.401 | C SI 88<br>F SI 91<br>X SI 91<br>0-2 F7 ② | | F FC 84<br>B CU 71<br>X CH 80<br>1-1 G3-1 ② | | 1 SAFE<br>B CU 70<br>C SI 88<br>B SI 90<br>B SI 88<br>B SI 92<br>4-1 46 1B 85 SF9 1-2 BB | B SI 88<br>1 SAFE<br>1 SAFE<br>1 SAFE<br>C SI 89<br>S FF 90<br>1 SAFE<br>F SI 90<br>1 SAFE<br>1-3 C SI 92 ①②<br>1-2 K | | B SI 94<br>X SI 92<br>1-0 G1-6-3 ②③<br>1-2f | | 4 | 1 | 0 | 0 | 1 | 1 | 2 |
| 46 Garrett Jones, L (1, 3)<br>OBP: 0.364, SLG: 0.616 | B SI 91<br>F CH 82<br>B CU 72<br>B FC 87<br>S CH 82<br>S CU 75<br>3-3 K ③ | | B FC 84<br>B SI 91<br>C CH 82<br>B SI 89<br>X SI 92<br>3-1 85 E 1B | | C CU 74<br>F FC 86<br>X FC 86<br>0-2 41 1B 15 1B<br>1-3 2-H 1B | S CH 85<br>C SL 80<br>B SI 91<br>S SL 84<br>1-3 K ③ | | | B FF 90<br>B FF 91<br>C FF 91<br>F FF 91<br>C FF 92<br>2-3 K ① | 5 | 1 | 2 | 1 | 0 | 3 | 0 |
| 85 Lastings Milledge, R (1, 7)<br>OBP: 0.349, SLG: 0.390 | | C FC 83<br>F SI 88<br>F CU 74<br>X CU 74<br>0-2 41 1B 2B | C SI 90<br>X SI 89<br>0-1 E4<br>1-2 | | C SI 90<br>X FC 85<br>0-1 SF9 ②<br>3-H | | B FF 90<br>C SI 91<br>B CU 72<br>X SI 90<br>2-1 41 1B 15 1B 1B | | B FF 93<br>B FF 92<br>B FF 92<br>B FF 92<br>4-0 15 BB BB | 3 | 1 | 2 | 1 | 1 | 0 | 1 |
| 41 Ryan Doumit, S (1, 2)<br>OBP: 0.261, SLG: 0.407 | | B CH 80<br>X SI 90<br>1-0 5 BB<br>2-3 1B | 2 SAFE<br>B CU 73<br>B CH 83<br>X CH 82<br>2-0 G4-3 ③ | | B SI 89<br>B CH 83<br>C FC 86<br>X FC 85<br>2-1 15 1B 44 E<br>1-2 1B | | B CU 75<br>X SI 91<br>1-0 44 G3-6-1 15 1B<br>1-3 1B | | D SL 85<br>C FF 92<br>X FF 94<br>1-1 F8 ② | 5 | 1 | 3 | 0 | 0 | 0 | 3 |
| 15 Andy LaRoche, R (1, 5)<br>OBP: 0.328, SLG: 0.367 | | B FC 85<br>X SI 90<br>1-0 P2 ① | C SI 90<br>F FC 85<br>S CU 75<br>0-3 K ①<br>C FC 86<br>T CU 75<br>X CU 76<br>0-2 44 E<br>1-2 2-H 1B | | | | C SI 91<br>B SI 91<br>B CU 77<br>X SI 91<br>2-1 44 G3-6-1<br>1-2 3-H 1B | | D SL 86<br>B FF 93<br>C FF 92<br>B FF 92<br>B FF 93<br>4-1 1-2 BB | 4 | 1 | 2 | 2 | 1 | 1 | 2 |
| 44 Brandon Moss, L (1, 9)<br>OBP: 0.305, SLG: 0.383 | | B CU 73<br>C CU 73<br>B FC 86<br>S CU 73<br>S CU 75<br>2-3 K ② | | B FC 84<br>B SI 89<br>B SI 89<br>C SI 89<br>F SI 92<br>F SI 92<br>X SI 92<br>3-2 P6 ② | B SI 92<br>X CH 83<br>1-0 E4<br>1-H 2-H 3B | | B CU 75<br>B CU 73<br>F SI 91<br>X CH 84<br>2-1 G3-6-1 ①②<br>1-2f 2-3 | | C SL 84<br>F FF 92<br>D SL 85<br>F SL 86<br>F FF 92<br>X CU 78<br>1-2 P5 ③ | 5 | 1 | 1 | 2 | 0 | 1 | 6 |
| 5 Ronny Cedeno, R (1, 6)<br>OBP: 0.259, SLG: 0.347 | | B CU 74<br>F SI 89<br>B CU 74<br>B FC 85<br>B FC 84<br>4-1 1-2 BB | | C FC 86<br>C CU 72<br>S SI 91<br>0-3 K ③<br>C SI 92<br>B SI 93<br>F SI 92<br>X SI 92<br>1-2 1B | | | D CU 75<br>C CU 75<br>C SI 91<br>X CU 76<br>1-2 G2-3 ③ | | | 3 | 0 | 1 | 0 | 1 | 1 | 1 |
| 25 Kevin Hart, R (1, 1)<br>OBP: 0.318, SLG: 0.211<br>54 Denny Bautista, R (6, 1)<br>52 Joel Hanrahan, R (7, 1)<br>32 Phil Dumatrait, R (8, 1)<br>58 Steven Jackson, R (8, 1)<br>5 Ramón Vázquez, L (8, PH)<br>OBP: 0.351, SLG: 0.296<br>34 Chris Bootcheck, R (9, 1) | B CU 72<br>X FC 85<br>1-0 P4 ③ | | C SI 88<br>C SI 92<br>B CU 72<br>C FC 84<br>2-2 G4-3 ①<br>B SI 91<br>F SI 91<br>B CU 74<br>S CU 74<br>1-3 K ③ | | | | | C SI 93<br>C FF 97<br>B FF 95<br>X SI 92<br>1-2 24 G1-6-3 1B | | 3<br>0<br>0<br>0<br>0<br>1<br>0 | 0<br>0<br>0<br>0<br>0<br>0<br>0 | 0<br>0<br>0<br>0<br>0<br>1<br>0 | 0<br>0<br>0<br>0<br>0<br>0<br>0 | 1<br>0<br>0<br>0<br>0<br>0<br>0 | 4<br>0<br>0<br>0<br>0<br>0<br>0 |
| Inning Stats | R: 0<br>E: 0<br>K: 1<br>S: 9<br>H: 0<br>LOB: 0<br>BB: 0<br>P: 13 | R: 0<br>E: 0<br>K: 1<br>S: 11<br>H: 2<br>LOB: 3<br>BB: 1<br>P: 20 | R: 0<br>E: 1<br>K: 0<br>S: 9<br>H: 1<br>LOB: 2<br>BB: 0<br>P: 16 | R: 0<br>E: 0<br>K: 2<br>S: 10<br>H: 0<br>LOB: 0<br>BB: 0<br>P: 13 | R: 6<br>E: 1<br>K: 1<br>S: 24<br>H: 6<br>LOB: 1<br>BB: 1<br>P: 36 | R: 0<br>E: 0<br>K: 2<br>S: 8<br>H: 0<br>LOB: 0<br>BB: 1<br>P: 14 | R: 1<br>E: 0<br>K: 0<br>S: 10<br>H: 3<br>LOB: 1<br>BB: 0<br>P: 18 | R: 0<br>E: 0<br>K: 1<br>S: 7<br>H: 1<br>LOB: 0<br>BB: 0<br>P: 11 | R: 0<br>E: 0<br>K: 1<br>S: 11<br>H: 0<br>LOB: 2<br>BB: 2<br>P: 23 | 1B: 11<br>2B: 1<br>3B: 1<br>HR: 0<br>SF: 1<br>SAC: 0<br>DP: 2<br>HBP: 0 | | | | | | |

| | |
|---|---|
| AB | 37 |
| R | 7 |
| H | 13 |
| RBI | 6 |
| BB | 5 |
| SO | 9 |
| LOB | 20 |

| PITCHER | IP | WLS | BF | H | R | ER | SO | BB | IBB | HBP | BLK | WP | HR | S | P | ERA | WHIP |
|---|---|---|---|---|---|---|---|---|---|---|---|---|---|---|---|---|---|
| 50 Adam Wainwright, R (1, 1)<br>ERA: 2.68 | 5.0 | W | 27 | 9 | 6 | 6 | 5 | 2 | 0 | 0 | 0 | 0 | 0 | 63 | 98 | 10.80 | 2.200 |
| 36 Dennys Reyes, L (6, 1)<br>ERA: 3.55 | 1.0 | H | 3 | 0 | 0 | 0 | 2 | 1 | 0 | 0 | 0 | 0 | 0 | 8 | 14 | 0.00 | 1.000 |
| 46 Kyle McClellan, R (7, 1)<br>ERA: 3.18 | 1.0 | | 5 | 3 | 1 | 1 | 0 | 0 | 0 | 0 | 0 | 0 | 0 | 10 | 18 | 9.00 | 3.000 |
| 30 Jason Motte, R (8, 1)<br>ERA: 5.26 | 1.0 | | 3 | 1 | 0 | 0 | 1 | 0 | 0 | 0 | 0 | 0 | 0 | 7 | 11 | 0.00 | 1.000 |
| 37 Todd Wellemeyer, R (9, 1)<br>ERA: 5.62 | 1.0 | | 5 | 0 | 0 | 0 | 1 | 2 | 0 | 0 | 0 | 0 | 0 | 11 | 23 | 0.00 | 2.000 |

| PITCHER | IP | WLS | BF | H | R | ER | SO | BB | IBB | HBP | BLK | WP | HR | S | P | ERA | WHIP |
|---|---|---|---|---|---|---|---|---|---|---|---|---|---|---|---|---|---|

| Batter | 1 | 2 | 3 | 4 | 5 | 6 | 7 | 8 | 9 | 10 | AB | R | H | RBI | BB | SO | LOB |
|---|---|---|---|---|---|---|---|---|---|---|---|---|---|---|---|---|---|
| 55 Skip Schumaker, L (1, 4)<br>OBP: 0.360, SLG: 0.401 | C FF 91<br>B SI 92<br>C FF 92<br>B FF 93<br>F FF 93<br>X FF 94<br>2-2 ① G4-3 | | F FF 92<br>F SL 83<br>B FF 94<br>D SL 83<br>X FF 94<br>2-2 ② G4-3 | | | B CH 80<br>X FF 89<br>1-0 28 F8 / 28 BLK / 47 E / 1B | | C SL 80<br>F FF 93<br>B SL 82<br>F SL 82<br>X FF 94<br>1-2 ② F7 | | F SI 94<br>F SI 93<br>1 SAFE<br>F SI 94<br>S SL 85<br>0-3 ③ K | 5 | 1 | 1 | 0 | 0 | 1 | 2 |
| 28 Colby Rasmus, L (1, 8)<br>OBP: 0.313, SLG: 0.420 | B FF 94<br>S FF 93<br>X FF 93<br>1-1 47 K / 1B | | B SL 82<br>B SL 83<br>C FF 94<br>F FF 94<br>X SL 82<br>2-2 ③ G3 | | | F SI 92<br>1 SAFE<br>B FF 92<br>1 SAFE<br>1 SAFE<br>F FF 93<br>X CH 84<br>1-2 ① F8 / 1-3 | | F SL 82<br>B FF 94<br>B SL 82<br>F FF 94<br>F SL 82<br>X SL 82<br>2-2 ③ F8 | | | 4 | 0 | 1 | 0 | 0 | 0 | 2 |
| 47 Ryan Ludwick, R (1, 9)<br>OBP: 0.336, SLG: 0.471 | C SL 81<br>1 SAFE<br>1 SAFE<br>F SL 82<br>1 SAFE<br>S FF 94<br>0-3 ② ③ K / 1-2 | | | C FF 90<br>F SL 80<br>F SL 80<br>S SL 82<br>0-3 ① K | | S SL 82<br>D SL 83<br>B SL 82<br>B SL 81<br>X SL 82<br>3-2 E5 / 3-H | | | X SL 84<br>0-0 ① G6-3 | | 4 | 0 | 0 | 0 | 0 | 2 | 1 |
| 8 Troy Glaus, R (1, 3)<br>(10, 5)<br>OBP: 0.125, SLG: 0.250 | | C FF 91<br>X FF 93<br>0-1 ① F9 | | C FF 92<br>F FF 94<br>F FF 94<br>S SL 82<br>0-3 ② K | | F FF 93<br>X FF 92<br>0-1 ② F8 | | | C FF 95<br>S SL 86<br>B SL 85<br>B SL 86<br>F FF 95<br>S SL 90<br>2-3 ② K | | 4 | 0 | 0 | 0 | 0 | 2 | 1 |
| 24 Rick Ankiel, L (1, 7)<br>OBP: 0.285, SLG: 0.390 | | S FF 93<br>C FF 93<br>B SL 83<br>B FF 93<br>S FF 93<br>2-3 ② K | | B FF 92<br>C FF 93<br>C FF 94<br>B FF 94<br>S SL 83<br>2-3 ③ K | | 1 SAFE<br>F FF 93<br>F CH 83<br>B FF 93<br>S SL 82<br>1-3 ③ K2-3 | | | B SL 84<br>S FF 95<br>X FF 94<br>1-1 ③ G3 | | 4 | 0 | 0 | 0 | 0 | 3 | 1 |
| 3 Khalil Greene, R (1, 5)<br>OBP: 0.283, SLG: 0.365<br>5 Albert Pujols, R (10, PH)<br>OBP: 0.444, SLG: 0.679<br>(10, 3) | | C FF 93<br>F FF 94<br>X FF 94<br>0-2 1B | | | X FF 92<br>0-0 ① G6-3 | | C SL 78<br>S SL 80<br>S SL 81<br>0-3 ① K2-3 | | | C FF 93<br>B SL 86<br>S FF 94<br>F SL 90<br>X FF 95<br>1-2 HR | 3<br>1 | 0<br>1 | 1<br>1 | 0<br>1 | 0<br>0 | 1<br>0 | 0<br>0 |
| 12 Julio Lugo, R (1, 6)<br>OBP: 0.364, SLG: 0.438<br>13 Brendan Ryan, R (10, 6)<br>OBP: 0.331, SLG: 0.382 | | C SL 81<br>C SL 81<br>S SL 82<br>0-3 ③ K | | | B FF 93<br>S SL 79<br>B SL 81<br>B SL 78<br>B FF 91<br>4-1 BB | | C FF 92<br>C SL 81<br>S SL 81<br>0-3 ② K2-3 | | | B SL 85<br>X FF 94<br>1-0 ① L3 | 3<br>0 | 0<br>0 | 0<br>0 | 0<br>0 | 1<br>0 | 2<br>0 | 1<br>0 |
| 21 Jason LaRue, R (1, 2)<br>OBP: 0.286, SLG: 0.308<br>4 Yadier Molina, R (10, PH)<br>OBP: 0.362, SLG: 0.375<br>(10, 2) | | | C FF 92<br>X FF 93<br>0-1 41 SH5-4 / 2B | | F SL 80<br>C SL 82<br>1 SAFE<br>1 SAFE<br>S SL 82<br>0-3 ② K | | C SL 80<br>S SL 81<br>S SL 83<br>0-3 ③ K2-3 | | | S SL 85<br>B SL 85<br>B SL 85<br>C SL 83<br>X SL 84<br>2-2 ② G1-3 | 3<br>1 | 0<br>0 | 1<br>0 | 0<br>0 | 0<br>0 | 2<br>0 | 1<br>0 |
| 41 Mitchell Boggs, R (1, 1)<br>OBP: 0.071, SLG: 0.143<br>22 Joe Thurston, L (8, PH)<br>OBP: 0.318, SLG: 0.332<br>43 Trever Miller, R (8, 1)<br>53 Blake Hawksworth, R (9, 1)<br>15 Matt Holliday, R (10, PH)<br>OBP: 0.298, SLG: 0.535<br>31 Ryan Franklin, R (10, 1) | | | B FF 91<br>X FF 92<br>1-0 ① SH5-4 / 2-3 | | B SL 80<br>F FF 92<br>X FF 93<br>1-1 ③ G4-3 | | | X FF 90<br>0-0 ① F8 | | X SL 84<br>0-0 1B | 1<br>1<br>0<br>0<br>1<br>0 | 0<br>0<br>0<br>0<br>0<br>0 | 0<br>0<br>0<br>0<br>1<br>0 | 0<br>0<br>0<br>0<br>0<br>0 | 0<br>0<br>0<br>0<br>0<br>0 | 0<br>0<br>0<br>0<br>0<br>0 | 1<br>0<br>0<br>0<br>0<br>0 |
| Inning Stats | R: 0<br>E: 0<br>K: 1<br>S: 9<br>H: 1<br>LOB: 0<br>BB: 0<br>P: 12 | R: 0<br>E: 0<br>K: 2<br>S: 11<br>H: 1<br>LOB: 1<br>BB: 0<br>P: 13 | R: 0<br>E: 0<br>K: 0<br>S: 9<br>H: 1<br>LOB: 1<br>BB: 0<br>P: 14 | R: 0<br>E: 0<br>K: 3<br>S: 11<br>H: 0<br>LOB: 0<br>BB: 0<br>P: 13 | R: 0<br>E: 0<br>K: 1<br>S: 7<br>H: 0<br>LOB: 1<br>BB: 1<br>P: 12 | R: 1<br>E: 1<br>K: 1<br>S: 12<br>H: 1<br>LOB: 1<br>BB: 0<br>P: 18 | R: 0<br>E: 0<br>K: 3<br>S: 9<br>H: 0<br>LOB: 0<br>BB: 0<br>P: 9 | R: 0<br>E: 0<br>K: 0<br>S: 9<br>H: 0<br>LOB: 0<br>BB: 0<br>P: 12 | R: 0<br>E: 0<br>K: 1<br>S: 7<br>H: 0<br>LOB: 0<br>BB: 0<br>P: 10 | R: 1<br>E: 0<br>K: 1<br>S: 13<br>H: 2<br>LOB: 1<br>BB: 0<br>P: 17 | 1B: 4<br>2B: 1<br>3B: 0<br>HR: 1 | SF: 0<br>SAC: 1<br>DP: 0<br>HBP: 0 | | WP: 0<br>PB: 0<br>SB: 0<br>CS: 0 | PA: 37 | | |

| PITCHER | IP | WLS | BF | H | R | ER | SO | BB | IBB | HBP | BLK | WP | HR | S | P | ERA | WHIP |
|---|---|---|---|---|---|---|---|---|---|---|---|---|---|---|---|---|---|
| 49 Ross Ohlendorf, R (1, 1)<br>ERA: 3.97 | 8.0 | | 29 | 4 | 1 | 0 | 11 | 1 | 0 | 0 | 1 | 0 | 0 | 77 | 103 | 0.00 | 0.625 |
| 55 Matt Capps, R (9, 1)<br>ERA: 6.02 | 2.0 | L | 8 | 2 | 1 | 1 | 2 | 0 | 0 | 0 | 0 | 0 | 1 | 20 | 27 | 4.50 | 1.000 |

| PITCHER | IP | WLS | BF | H | R | ER | SO | BB | IBB | HBP | BLK | WP | HR | S | P | ERA | WHIP |
|---|---|---|---|---|---|---|---|---|---|---|---|---|---|---|---|---|---|

# TOP

## St. Louis Cardinals @ Pittsburgh Pirates

PNC Park, Pittsburgh, PA

Sat Sep 05 2009, 7:05 PM EDT
Att. 27,071 - Partly Cloudy - 76 F

livebaseballscorecards.com

| | |
|---|---|
| AB | 35 |
| R | 2 |
| H | 6 |
| RBI | 1 |
| BB | 1 |
| SO | 13 |
| LOB | 10 |

# St. Louis Cardinals @ Pittsburgh Pirates

PNC Park, Pittsburgh, PA

Sat Sep 05 2009, 7:05 PM EDT
Att. 27,071 - Partly Cloudy - 76 F

livebaseballscorecards.com

| Batter | 1 | 2 | 3 | 4 | 5 | 6 | 7 | 8 | 9 | 10 | AB | R | H | RBI | BB | SO | LOB |
|---|---|---|---|---|---|---|---|---|---|---|---|---|---|---|---|---|---|
| 22 Andrew McCutchen, R (1, 8)<br>OBP: 0.358, SLG: 0.480 | X SI 91 0-0 ① G5-3 | | C SL 83 B SL 83 B FF 92 F FC 94 X FF 94 2-2 ③ G4-3 | | | C SL 82 B SL 78 B FF 92 X SI 92 2-1 ① G5-3 | | C FF 86 F SL 78 B SI 86 X CH 79 1-2 ② F8 | | B FF 90 B FF 89 F FF 90 F FC 89 B FS 85 B CH 85 4-2 24 G4-3 24 S BB | 4 | 0 | 0 | 0 | 1 | 0 | 0 |
| 24 Delwyn Young, S (1, 4)<br>OBP: 0.330, SLG: 0.395 | C SI 92 B FF 92 F FF 92 B SL 84 X FF 94 2-2 ② G6-3 | | | S SL 77 B SL 78 B FF 92 B SI 92 X SI 91 3-1 ① G4-3 | | C SL 78 B FC 92 B SL 81 X FF 91 2-1 ② G4-3 | | F FF 87 S SL 80 B FF 87 B FF 86 F CH 81 B SI 88 X CH 81 3-2 ③ G4-3 | | C CU 78 1 SAFE B CH 85 B CH 78 D CU 78 C SI 91 X FS 83 2-2 ② G4-3 1-3 | 5 | 0 | 0 | 0 | 0 | 0 | 1 |
| 46 Garrett Jones, L (1, 9)<br>OBP: 0.377, SLG: 0.622 | B FF 93 B CH 84 C SI 93 B CH 85 B FF 92 4-1 85 CS BB | | | B SL 80 B SL 79 X SI 94 2-0 85 2B 1B | | B SL 80 C SL 79 B FC 93 F CH 83 X SL 83 2-2 85 1B 1B | | | B SL 76 S SL 78 C SL 74 X SI 86 1-2 15 HBP 85 SH1-3 1B | I IN 75 I IN 74 I IN 75 I IN 75 4-0 IBB | 3 | 1 | 3 | 0 | 2 | 0 | 0 |
| 85 Lastings Milledge, R (1, 7)<br>OBP: 0.353, SLG: 0.400 | B SI 92 1-0 ③ CS 1-2 | C SI 90 X SL 82 0-1 ① G4-3 | | X CH 90 0-0 51 F7-6-4 1-H 2B | | B SL 82 C FF 91 B SL 79 D SI 94 G FF 93 X FF 94 3-2 1-3 1B | | | 1 SAFE 1 SAFE L CH 89 X SI 92 0-1 ① SH1-3 1-2 | F FC 89 B SL 88 B SI 91 S FC 90 C FF 90 2-3 ③ K | 4 | 0 | 2 | 1 | 0 | 1 | 2 |
| 41 Ryan Doumit, S (1, 2)<br>OBP: 0.270, SLG: 0.408 | | C FF 91 F SL 83 B FF 91 X FF 93 1-2 51 FC5-4 1B | | B CH 84 B FF 92 D SL 84 C CH 82 B SL 80 4-1 BB | | B SL 82 S SL 80 D SL 82 F CH 84 D SL 81 X SL 82 3-2 ③ G3 | | | I IN 76 I IN 74 I IN 72 I IN 73 4-0 15 HBP IBB | | 2 | 0 | 1 | 0 | 2 | 0 | 2 |
| 51 Steve Pearce, R (1, 3)<br>OBP: 0.293, SLG: 0.388 | | B CH 90 B CH 91 D FF 92 C FF 92 X CH 90 3-1 ② FC5-4 1-2f | X CH 90 0-0 ② ③ F7-6-4 2-2 | | | | B FF 91 B SL 83 S FF 91 B FF 90 X FF 91 3-1 ① F8 | | C SI 92 X SI 93 0-1 ② F7 | | 4 | 0 | 0 | 0 | 0 | 0 | 5 |
| 15 Andy LaRoche, R (1, 5)<br>OBP: 0.327, SLG: 0.364 | | B SI 92 B FF 93 X SI 92 2-0 ③ G1-3 | | C FF 91 B SL 80 X SL 79 1-1 ① G5-3 | | | C SL 82 C SL 79 B SL 82 B SL 82 B SI 94 F FF 93 X FF 94 3-2 ② G5-3 | | D CH 81 T CH 84 H SI 92 2-1 5 FC6 1-2 2-3 HBP | | 3 | 0 | 0 | 0 | 0 | 0 | 1 |
| 5 Ronny Cedeno, R (1, 6)<br>OBP: 0.256, SLG: 0.342 | | | C CH 90 F SL 82 F FF 92 S SL 82 0-3 ① K | F SL 82 B SL 84 X FF 92 1-1 ② B1-3 | | | C FF 91 B SL 84 F SL 79 F SL 80 B SL 83 B FC 93 S FF 92 3-3 ③ K | | D CH 84 X SI 92 1-0 ③ FC6 1-2f | | 4 | 0 | 0 | 0 | 0 | 2 | 3 |
| 49 Ross Ohlendorf, R (1, 1)<br>18 Neil Walker, S (8, PH)<br>55 Matt Capps, R (9, 1)<br>5 Ramón Vázquez, L (10, PH)<br>OBP: 0.349, SLG: 0.294 | | | C CH 90 S SL 82 B SL 82 S SL 80 1-3 ② K | X SI 91 0-0 ③ L3 | | | | C FF 86 B CH 80 X SL 77 1-1 ① F7 | | C CU 76 X FS 83 0-1 ① G4-3 | 2<br>1<br>0<br>1 | 0<br>0<br>0<br>0 | 0<br>0<br>0<br>0 | 0<br>0<br>0<br>0 | 1<br>0<br>0<br>0 | 0<br>0<br>0<br>0 | 0<br>0<br>0<br>0 |
| Inning Stats | R: 0 E: 0 K: 0 S: 5 H: 0 LOB: 0 BB: 1 P: 12 | R: 0 E: 0 K: 0 S: 8 H: 1 LOB: 1 BB: 0 P: 14 | R: 0 E: 0 K: 2 S: 10 H: 0 LOB: 0 BB: 0 P: 13 | R: 1 E: 0 K: 0 S: 6 H: 2 LOB: 1 BB: 1 P: 15 | R: 0 E: 0 K: 0 S: 5 H: 0 LOB: 0 BB: 0 P: 7 | R: 0 E: 0 K: 0 S: 13 H: 2 LOB: 2 BB: 0 P: 25 | R: 0 E: 0 K: 1 S: 10 H: 0 LOB: 0 BB: 0 P: 19 | R: 0 E: 0 K: 0 S: 9 H: 0 LOB: 0 BB: 0 P: 14 | R: 0 E: 0 K: 0 S: 9 H: 1 LOB: 3 BB: 1 P: 17 | R: 0 E: 0 K: 1 S: 10 H: 0 LOB: 2 BB: 2 P: 22 | 1B: 5 2B: 2 3B: 0 HR: 0 | SF: 0 SAC: 1 DP: 1 HBP: 1 | | | | | | |

| PITCHER | | IP | WLS | BF | H | R | ER | SO | BB | IBB | HBP | BLK | WP | HR | S | P | ERA | WHIP |
|---|---|---|---|---|---|---|---|---|---|---|---|---|---|---|---|---|---|---|
| 41 Mitchell Boggs, R<br>ERA: 4.11 | (1, 1) | 7.0 | | 26 | 5 | 1 | 1 | 3 | 2 | 0 | 0 | 0 | 0 | 0 | 57 | 105 | 1.29 | 1.000 |
| 43 Trever Miller, L<br>ERA: 1.66 | (8, 1) | 1.0 | | 4 | 1 | 0 | 0 | 0 | 0 | 0 | 0 | 0 | 0 | 0 | 12 | 18 | 0.00 | 1.000 |
| 53 Blake Hawksworth, R<br>ERA: 2.59 | (9, 1) | 1.0 | W | 5 | 0 | 0 | 0 | 0 | 0 | 1 | 1 | 0 | 0 | 0 | 6 | 13 | 0.00 | 0.000 |
| 31 Ryan Franklin, R<br>ERA: 1.34 | (10, 1) | 1.0 | S | 5 | 0 | 0 | 0 | 1 | 1 | 1 | 0 | 0 | 0 | 0 | 10 | 22 | 0.00 | 1.000 |

| | |
|---|---|
| AB | 33 |
| R | 1 |
| H | 6 |
| RBI | 1 |
| BB | 5 |
| SO | 4 |
| LOB | 14 |

WP: 0 PA: 41
PB: 0
SB: 1
CS: 1

# St. Louis Cardinals @ Pittsburgh Pirates

PNC Park, Pittsburgh, PA

Sun Sep 06 2009, 1:35 PM EDT

Att. 19,274 - Partly Cloudy - 79 F

livebaseballscorecards.com

TOP

| Batter | 1 | 2 | 3 | 4 | 5 | 6 | 7 | 8 | 9 | AB | R | H | RBI | BB | SO | LOB |
|---|---|---|---|---|---|---|---|---|---|---|---|---|---|---|---|---|
| 12 Julio Lugo, R (1, 4) (9, 6)<br>OBP: 0.365, SLG: 0.440 | X SI 86<br>13 SH1-4 5 E 2B | | B SI 90<br>S CH 82<br>S CH 83<br>X CU 76<br>G1-3 | | C CU 71<br>B SI 87<br>C CU 73<br>S CH 81<br>K | | C SL 83<br>B SL 83<br>C FF 94<br>B SL 85<br>B SL 84<br>F FF 95<br>B SL 83<br>5 G6-3 BB | | X FF 95<br>B5 | 4 | 1 | 1 | 0 | 1 | 1 | 0 |
| 13 Brendan Ryan, R (1, 6)<br>OBP: 0.331, SLG: 0.385<br>24 Rick Ankiel, L (9, PH) (9, 7)<br>OBP: 0.287, SLG: 0.401 | L SI 88<br>X SI 87<br>SH1-4<br>2-3 | | X SI 90<br>E6 5 1B | | B SI 89<br>C CH 82<br>B CU 75<br>F SI 89<br>F FF 90<br>X SI 90<br>5 1B 2B | | 1 SAFE<br>C FF 95<br>F FF 96<br>1 SAFE<br>S FF 96<br>K | | B FF 95<br>F FF 96<br>B CH 86<br>X FF 95<br>HR | 3<br>1 | 1<br>1 | 1<br>1 | 0<br>1 | 0<br>0 | 1<br>0 | 1<br>0 |
| 5 Albert Pujols, R (1, 3)<br>OBP: 0.445, SLG: 0.678 | C CU 75<br>B FF 90<br>X FF 90<br>F8<br>3-H | | B FF 90<br>1 SAFE<br>C SI 89<br>F CU 75<br>B CH 82<br>B CH 81<br>F FF 91<br>F SL 85<br>X SI 90<br>1B | | X CU 76<br>47 1B 1B | | C FF 96<br>B FF 94<br>B SL 85<br>S SL 86<br>X SL 86<br>G6-3 | | C FF 96<br>F FC 90<br>X FF 95<br>15 1B 1B | 5 | 1 | 3 | 1 | 0 | 0 | 1 |
| 15 Matt Holliday, R (1, 7)<br>OBP: 0.396, SLG: 0.531<br>31 Ryan Franklin, R (9, 1)<br>43 Trever Miller, R (9, 1) | B SI 90<br>B CH 83<br>T SI 91<br>X CU 74<br>F8 | | S FF 90<br>D CU 73<br>B FF 90<br>B FF 90<br>C FF 91<br>C SI 91<br>K | | B FF 90<br>X CH 82<br>G6-3 | | C FF 96<br>S FF 95<br>B FF 95<br>S FF 96<br>K | | F FF 94<br>C CH 85<br>1 SAFE<br>B FF 94<br>X FC 90<br>1B | 5<br>0<br>0 | 0<br>0<br>0 | 1<br>0<br>0 | 0<br>0<br>0 | 0<br>0<br>0 | 2<br>0<br>0 | 4<br>0<br>0 |
| 47 Ryan Ludwick, R (1, 9)<br>OBP: 0.336, SLG: 0.469 | | B FF 88<br>B SI 88<br>F CH 82<br>S SI 90<br>F FF 88<br>F CH 83<br>F FF 90<br>S CU 69<br>K | C SI 88<br>B CH 81<br>H FF 90<br>8 G4-3 4 1B HBP | B CU 76<br>C SI 90<br>X CH 82<br>1B | C FF 95<br>X SL 85<br>L5 | | | C FF 94<br>S FF 94<br>F FF 94<br>F FF 95<br>B FC 91<br>X FF 95<br>F9 | 4 | 1 | 1 | 1 | 0 | 1 | 2 |
| 8 Troy Glaus, R (1, 5)<br>OBP: 0.083, SLG: 0.167 | | B SI 89<br>B FF 91<br>B CH 85<br>C FF 90<br>F SI 88<br>F FF 91<br>X FF 90<br>F8 | X SI 89<br>G4-3<br>1-2 | F SI 90<br>B FF 89<br>S CH 83<br>X FF 91<br>F7 | | | | C FF 94<br>X FF 94<br>F9 | 4 | 0 | 0 | 0 | 0 | 0 | 2 |
| 4 Yadier Molina, R (1, 2)<br>OBP: 0.366, SLG: 0.376 | | B SI 88<br>B SI 90<br>F CH 80<br>B SI 89<br>B CH 84<br>BB | B SI 90<br>B CH 83<br>X FF 90<br>2-H 1B | F SI 87<br>B SI 87<br>B CH 81<br>F CH 83<br>B CU 75<br>X SI 88<br>G6-3 | | | | B FF 94<br>B FF 94<br>C FF 94<br>B FF 94<br>C FF 94<br>B FF 95<br>BB | 2 | 0 | 1 | 1 | 2 | 0 | 0 |
| 28 Colby Rasmus, L (1, 8)<br>OBP: 0.310, SLG: 0.416 | | B FF 90<br>S SI 89<br>X CU 73<br>G3 | B CU 74<br>X FF 90<br>F7 | S FF 90<br>S SL 82<br>S SL 81<br>K | | | | S FF 96<br>X FF 95<br>P6 | 4 | 0 | 0 | 0 | 0 | 1 | 3 |
| 35 Joel Pineiro, R (1, 1)<br>OBP: 0.197, SLG: 0.175<br>36 Dennys Reyes, R (7, 1)<br>30 Jason Motte, R (8, 1)<br>55 Skip Schumaker, L (9, PH) (9, 4)<br>OBP: 0.359, SLG: 0.400 | | | C SI 86<br>F SI 87<br>C CU 73<br>K | C CU 75<br>F SI 91<br>B CU 74<br>B CU 71<br>S FF 92<br>K | | C SI 89<br>S FF 90<br>S SL 83<br>K | | | B FF 93<br>F FF 93<br>F CH 86<br>S FC 90<br>K | 3<br>0<br>0<br>1 | 0<br>0<br>0<br>0 | 0<br>0<br>0<br>0 | 0<br>0<br>0<br>0 | 3<br>0<br>0<br>1 | 1<br>0<br>0<br>0 | |
| Inning Stats | R: 1 E: 0 K: 0 S: 7<br>H: 1 LOB: 0 BB: 0 P: 10 | R: 0 E: 0 K: 1 S: 13<br>H: 0 LOB: 1 BB: 1 P: 23 | R: 0 E: 1 K: 2 S: 15<br>H: 1 LOB: 2 BB: 0 P: 22 | R: 1 E: 0 K: 1 S: 7<br>H: 1 LOB: 1 BB: 0 P: 14 | R: 2 E: 0 K: 1 S: 14<br>H: 3 LOB: 1 BB: 0 P: 20 | R: 0 E: 0 K: 2 S: 9<br>H: 0 LOB: 0 BB: 0 P: 12 | R: 0 E: 0 K: 2 S: 12<br>H: 0 LOB: 1 BB: 1 P: 19 | R: 0 E: 0 K: 0 S: 8<br>H: 0 LOB: 1 BB: 1 P: 12 | R: 1 E: 0 K: 1 S: 17<br>H: 3 LOB: 2 BB: 0 P: 22 | 1B: 6 2B: 2 3B: 0 HR: 1<br>SF: 0 SAC: 1 DP: 0 HBP: 1 | | | | | | WP: 0 PB: 0 SB: 0 CS: 0<br>PA: 41 | |

| | AB | 36 |
|---|---|---|
| | R | 5 |
| | H | 9 |
| | RBI | 4 |
| | BB | 3 |
| | SO | 10 |
| | LOB | 14 |

| PITCHER | | IP | WLS | BF | H | R | ER | SO | BB | IBB | HBP | BLK | WP | HR | S | P | ERA | WHIP |
|---|---|---|---|---|---|---|---|---|---|---|---|---|---|---|---|---|---|---|
| 28 Paul Maholm, L<br>ERA: 4.72 | (1, 1) | 6.0 | | 27 | 6 | 4 | 4 | 7 | 1 | 0 | 1 | 0 | 0 | 0 | 65 | 101 | 6.00 | 1.167 |
| 52 Joel Hanrahan, R<br>ERA: 5.19 | (7, 1) | 2.0 | | 8 | 0 | 0 | 0 | 2 | 2 | 0 | 0 | 0 | 0 | 0 | 20 | 31 | 0.00 | 1.000 |
| 43 Jesse Chavez, R<br>ERA: 4.21 | (9, 1) | 1.0 | W | 6 | 3 | 1 | 1 | 1 | 0 | 0 | 0 | 0 | 0 | 1 | 17 | 22 | 9.00 | 3.000 |

| PITCHER | | IP | WLS | BF | H | R | ER | SO | BB | IBB | HBP | BLK | WP | HR | S | P | ERA | WHIP |
|---|---|---|---|---|---|---|---|---|---|---|---|---|---|---|---|---|---|---|

# BOTTOM

## St. Louis Cardinals @ Pittsburgh Pirates

PNC Park, Pittsburgh, PA

Sun Sep 06 2009, 1:35 PM EDT
Att. 19,274 - Partly Cloudy - 79 F

| Batter | 1 | 2 | 3 | 4 | 5 | 6 | 7 | 8 | 9 | AB | R | H | RBI | BB | SO | LOB |
|---|---|---|---|---|---|---|---|---|---|---|---|---|---|---|---|---|
| 22 Andrew McCutchen, R (1, 8)<br>OBP: 0.358, SLG: 0.479 | C FF 88<br>B SI 89<br>C SI 89<br>B FF 87<br>F SI 90<br>X SI 90<br>2-2<br>46 G3-1<br>85 1B<br>1B | | B SI 89<br>C SL 85<br>B SL 86<br>S FF 89<br>F SI 88<br>X SI 88<br>2-2 ①<br>G5-3 | | B SL 85<br>C SI 91<br>B SL 86<br>B SL 86<br>C SI 90<br>F SI 89<br>X SI 90<br>3-2 ③<br>F7 | | C SI 87<br>B SI 89<br>B CH 85<br>F SI 89<br>X SI 90<br>2-2 ①<br>F8 | | F FF 88<br>X SI 90<br>0-1<br>41 1B<br>46 1B<br>1-2<br>1B | 5 | 2 | 2 | 0 | 0 | 0 | 1 |
| 5 Ramón Vázquez, L (1, 4)<br>OBP: 0.342, SLG: 0.287<br>41 Ryan Doumit, S (9, PH)<br>OBP: 0.273, SLG: 0.410 | B SI 87<br>1 SAFE<br>X SI 88<br>1-0 ①<br>P6 | | B SI 90<br>M SI 89<br>X CH 83<br>1-1 ②<br>G4-3 | | | C CU 76<br>X CU 76<br>0-1 ①<br>G3-1 | B FA 87<br>F SI 90<br>X SL 86<br>1-1 ②<br>G6-3 | | D FS 83<br>C CU 75<br>B CU 74<br>S FS 83<br>B FF 88<br>X FS 83<br>3-2<br>46 1B<br>1-2<br>2-H<br>1B | 4<br>1 | 0<br>0 | 0<br>1 | 0<br>1 | 0<br>0 | 0<br>0 | 1<br>0 |
| 46 Garrett Jones, L (1, 3)<br>OBP: 0.377, SLG: 0.617 | B SI 89<br>C SU 77<br>B SL 85<br>B SI 88<br>F FF 88<br>X CU 76<br>3-2 ②<br>G3-1<br>1-2 | | C CU 76<br>B SL 84<br>B CH 83<br>F FF 88<br>X FF 89<br>2-2 ③<br>G3 | | | B CU 75<br>F FF 89<br>B SL 85<br>S FF 89<br>F FF 90<br>F SL 87<br>X CU 77<br>2-2<br>44 2B<br>5 1B<br>1B | B CH 84<br>S CH 84<br>X SI 90<br>1-1 ③<br>F7 | | B SL 75<br>B FF 85<br>X SI 85<br>2-0<br>1-2<br>2-H<br>1B | 5 | 1 | 2 | 1 | 0 | 0 | 1 |
| 85 Lastings Milledge, R (1, 7)<br>OBP: 0.350, SLG: 0.396 | B FF 88<br>B SI 88<br>F SI 89<br>B SL 85<br>X SI 90<br>3-1<br>44 1B<br>2-H<br>1B | | | C SI 89<br>F SL 85<br>B CU 74<br>S SL 84<br>1-3 ①<br>K | | X CH 82<br>0-0 ②<br>F7 | | B CU 77<br>B FF 95<br>C SI 91<br>X SI 94<br>2-1 ①<br>G6-3 | | 4 | 0 | 1 | 1 | 0 | 1 | 1 |
| 44 Brandon Moss, L (1, 9)<br>OBP: 0.307, SLG: 0.388 | D CU 78<br>B SI 88<br>X FF 88<br>2-0<br>1-2<br>1B | | | X FF 89<br>0-0 ②<br>G3-1 | | B SL 86<br>X SI 88<br>1-0<br>5 1B<br>1-3<br>2B | | T FF 95<br>S FF 96<br>B FF 97<br>B FF 96<br>B CU 79<br>C FF 96<br>3-3 ②<br>K | | 4 | 1 | 2 | 0 | 0 | 1 | 0 |
| 18 Neil Walker, S (1, 5)<br>OBP: 0.200, SLG: 0.111<br>43 Jesse Chavez, R (9, 1) | F FF 90<br>F CH 84<br>F CU 77<br>X CU 77<br>0-2 ③<br>F8 | | | C SI 90<br>C CH 83<br>S CU 78<br>0-3 ③<br>K2-3 | | B CH 84<br>B CH 82<br>F SI 89<br>B SI 90<br>B SI 89<br>4-1<br>5 1B<br>35 1B<br>BB | | B CU 79<br>X SI 92<br>1-0<br>1B | | 3<br>0 | 1<br>0 | 1<br>0 | 0<br>0 | 1<br>0 | 1<br>0 | 2<br>0 |
| 5 Ronny Cedeno, R (1, 6)<br>OBP: 0.256, SLG: 0.340 | | F SI 89<br>B CU 75<br>X FF 88<br>1-1 ①<br>P3 | | | B SI 90<br>C SI 88<br>X SL 85<br>1-1 ①<br>G4-3 | C SL 86<br>C SI 91<br>X SL 87<br>0-2<br>35 1B<br>1-2<br>2-H<br>3-H<br>1B | | D FF 95<br>1 SAFE<br>C FF 96<br>S FF 96<br>F FF 97<br>1 SAFE<br>X FF 96<br>1-2 ③<br>F8 | | 4 | 0 | 1 | 2 | 0 | 0 | 1 |
| 35 Jason Jaramillo, S (1, 2)<br>OBP: 0.325, SLG: 0.383 | | C FF 89<br>F CH 84<br>B CU 76<br>X SL 86<br>1-2 ②<br>G6-3 | | | B CU 75<br>X SI 89<br>1-0<br>28 SH2-3<br>1B | F CU 77<br>X SL 87<br>0-1<br>1-2<br>2-H<br>1B | | | C CU 75<br>F FS 83<br>B FS 82<br>B CU 77<br>X FS 82<br>2-2<br>15 FC3-6<br>1B | 4 | 0 | 3 | 1 | 0 | 0 | 0 |
| 28 Paul Maholm, L (1, 1)<br>OBP: 0.125, SLG: 0.151<br>24 Delwyn Young, S (6, PH)<br>OBP: 0.329, SLG: 0.393<br>52 Joel Hanrahan, R (7, 1)<br>15 Andy LaRoche, R (9, 5)<br>OBP: 0.327, SLG: 0.364 | | C FF 88<br>S SI 88<br>S SI 89<br>0-3 ③<br>K | | | 1 SAFE<br>L SI 88<br>B SI 88<br>1 SAFE<br>X SI 87<br>1-1 ②<br>SH2-3<br>1-2 | X CH 83<br>0-0 ③<br>F8 | | | 1 SAFE<br>X FF 87<br>0-0 ①<br>FC3-6<br>22 1B<br>41 1B<br>1-2f | 1<br>1<br>0<br>1 | 0<br>0<br>0<br>1 | 0<br>0<br>0<br>0 | 0<br>0<br>0<br>0 | 1<br>0<br>0<br>0 | 0<br>0<br>0<br>1 | 0<br>2<br>0<br>1 |
| Inning Stats | R: 1 H: 3<br>E: 0 LOB: 2<br>K: 0 BB: 0<br>S: 15 P: 26 | R: 0 H: 0<br>E: 0 LOB: 0<br>K: 1 BB: 0<br>S: 8 P: 10 | R: 0 H: 0<br>E: 0 LOB: 0<br>K: 0 BB: 0<br>S: 9 P: 14 | R: 0 H: 0<br>E: 0 LOB: 0<br>K: 2 BB: 0<br>S: 7 P: 8 | R: 0 H: 1<br>E: 0 LOB: 1<br>K: 0 BB: 1<br>S: 9 P: 15 | R: 3 H: 4<br>E: 0 LOB: 2<br>K: 0 BB: 1<br>S: 16 P: 23 | R: 0 H: 0<br>E: 0 LOB: 0<br>K: 0 BB: 0<br>S: 7 P: 11 | R: 0 H: 1<br>E: 0 LOB: 1<br>K: 1 BB: 0<br>S: 11 P: 18 | R: 2 H: 4<br>E: 0 LOB: 2<br>K: 0 BB: 0<br>S: 10 P: 17 | 1B: 12<br>2B: 1<br>3B: 0<br>HR: 0 | SF: 0<br>SAC: 1<br>DP: 0<br>HBP: 0 | | | WP: 0<br>PB: 0<br>SB: 0<br>CS: 0 | PA: 39 | | |

| PITCHER | | IP | WLS | BF | H | R | ER | SO | BB | IBB | HBP | BLK | WP | HR | S | P | ERA | WHIP |
|---|---|---|---|---|---|---|---|---|---|---|---|---|---|---|---|---|---|---|
| 35 Joel Pineiro, R<br>ERA: 3.28 | (1, 1) | 6.0 | | 27 | 8 | 4 | 4 | 3 | 1 | 0 | 0 | 0 | 0 | 0 | 64 | 96 | 6.00 | 1.500 |
| 36 Dennys Reyes, L<br>ERA: 3.44 | (7, 1) | 1.0 | | 3 | 0 | 0 | 0 | 0 | 0 | 0 | 0 | 0 | 0 | 0 | 7 | 11 | 0.00 | 0.000 |
| 30 Jason Motte, R<br>ERA: 5.15 | (8, 1) | 1.0 | | 4 | 1 | 0 | 0 | 1 | 0 | 0 | 0 | 0 | 0 | 0 | 11 | 18 | 0.00 | 1.000 |
| 31 Ryan Franklin, R<br>ERA: 1.67 | (9, 1) | 0.1 | L | 4 | 3 | 2 | 2 | 0 | 0 | 0 | 0 | 0 | 0 | 0 | 9 | 14 | 54.00 | 9.000 |
| 43 Trever Miller, L<br>ERA: 1.66 | (9, 1) | 0.0 | | 1 | 1 | 0 | 0 | 0 | 0 | 0 | 0 | 0 | 0 | 0 | 1 | 3 | ∞ | ∞ |

| PITCHER | IP | WLS | BF | H | R | ER | SO | BB | IBB | HBP | BLK | WP | HR | S | P | ERA | WHIP |
|---|---|---|---|---|---|---|---|---|---|---|---|---|---|---|---|---|---|

livebaseballscorecards.com

| | |
|---|---|
| AB | 37 |
| R | 6 |
| H | 13 |
| RBI | 6 |
| BB | 1 |
| SO | 4 |
| LOB | 10 |

| Batter | 1 | 2 | 3 | 4 | 5 | 6 | 7 | 8 | 9 | AB | R | H | RBI | BB | SO | LOB |
|---|---|---|---|---|---|---|---|---|---|---|---|---|---|---|---|---|
| 1 Kosuke Fukudome, L (1, 8)<br>OBP: 0.378, SLG: 0.442 | C FF 91<br>B CH 84<br>B CH 83<br>X FF 90<br>2-1<br>F7 ① | | C CH 81<br>B CH 81<br>C SL 81<br>B FF 91<br>B CH 82<br>C CH 83<br>3-3<br>K ② | | B CH 79<br>B CH 80<br>B FF 88<br>B FF 88<br>4-0<br>21 1B 2 SH1-4<br>1-2<br>BB | X FF 89<br>0-0<br>G6-3 ③ | | | B CH 83<br>X FF 89<br>1-0<br>G4-3 ② | 4 | 0 | 0 | 0 | 1 | 1 | 1 |
| 2 Ryan Theriot, R (1, 6)<br>OBP: 0.334, SLG: 0.380 | S FF 91<br>S SL 82<br>S SL 82<br>F FF 92<br>F CH 82<br>F FF 91<br>X SL 82<br>0-2<br>G4-3 ② | | X SL 81<br>0-0<br>25 HR 1B | | X CH 80<br>0-0<br>SH1-4 ①<br>1-2<br>2-3 | | C FF 89<br>B SL 82<br>B CH 81<br>C FF 89<br>X CH 82<br>2-2<br>F9 ① | | B SL 81<br>B FF 90<br>F FF 89<br>X FF 90<br>2-1<br>F9 ③ | 4 | 1 | 1 | 0 | 0 | 0 | 0 |
| 25 Derrek Lee, R (1, 3)<br>OBP: 0.379, SLG: 0.575 | X FF 92<br>0-0<br>HR | | 1 SAFE<br>X CH 81<br>0-0<br>1-H HR | | I IN 66<br>I IN 69<br>I IN 70<br>I IN 71<br>4-0<br>21 1B<br>IBB | | X FF 90<br>0-0<br>F8 ② | | | 3 | 2 | 2 | 3 | 1 | 0 | 0 |
| 16 Aramis Ramirez, R (1, 5)<br>OBP: 0.368, SLG: 0.519 | B SL 82<br>B FF 92<br>S FF 90<br>X CH 83<br>2-1<br>P3 ③ | | C FF 90<br>X CH 82<br>0-1<br>G6-3 ③ | | B CH 80<br>X CH 80<br>1-0<br>F7 ② | | B FF 90<br>B CH 83<br>F FF 90<br>X CH 82<br>2-1<br>2B | | | 4 | 0 | 1 | 0 | 0 | 0 | 3 |
| 21 Milton Bradley, S (1, 9)<br>OBP: 0.388, SLG: 0.414 | | C FF 90<br>B FF 90<br>S CH 83<br>S CH 83<br>1-3<br>K ① | B FF 89<br>B CH 81<br>S CH 80<br>X CH 81<br>2-1<br>G3 ① | | C CH 82<br>B FF 89<br>X FF 90<br>1-1<br>1-2<br>2-3<br>3-H<br>1B | | F CH 81<br>X CH 80<br>0-1<br>F7 ③ | | | 4 | 0 | 1 | 1 | 0 | 1 | 1 |
| 28 Jeff Baker, R (1, 4)<br>OBP: 0.350, SLG: 0.455 | | B FF 91<br>B FF 91<br>C FF 91<br>X CH 84<br>2-1<br>G6-3 ② | B FF 89<br>B FF 90<br>B FF 89<br>C FF 89<br>X FF 88<br>3-1<br>24 FC3-6 1B | | F CH 80<br>B SL 82<br>X CH 80<br>1-1<br>G3-1 ③ | | | B FF 92<br>S FF 91<br>B FF 92<br>S FF 91<br>F FF 92<br>F FF 92<br>F FF 93<br>S CU 80<br>2-3<br>K ① | | 4 | 0 | 1 | 0 | 0 | 1 | 3 |
| 24 Bobby Scales, S (1, 7)<br>OBP: 0.333, SLG: 0.449<br>27 Sam Fuld, L (8, 7)<br>OBP: 0.402, SLG: 0.368 | | B FF 91<br>S CH 83<br>F CH 83<br>B FF 92<br>X CH 82<br>2-2<br>1B | F FF 89<br>F CH 79<br>1 SAFE<br>B FF 88<br>B CH 78<br>F FF 88<br>X CH 80<br>2-2<br>FC3-6 ②<br>1-2f | | C FF 89<br>S SL 81<br>B SL 81<br>F FF 90<br>S FF 90<br>1-3<br>K ① | | B FF 91<br>F FF 92<br>B FF 92<br>X FF 91<br>2-1<br>F9 ② | | 4<br>0 | 0<br>0 | 1<br>0 | 0<br>0 | 1<br>0 | 1<br>0 | 1<br>0 |
| 55 Koyie Hill, S (1, 2)<br>OBP: 0.317, SLG: 0.333 | | X FF 89<br>0-0<br>F7 ③ | 1 SAFE<br>1 SAFE<br>F FF 88<br>B CH 80<br>F FF 89<br>1 SAFE<br>X FF 89<br>1-2<br>F7 ③ | | X CH 82<br>0-0<br>1B | | S FF 91<br>F FF 90<br>B FF 92<br>F CU 80<br>B CU 81<br>C FF 92<br>2-3<br>K ③ | | 4 | 0 | 1 | 0 | 0 | 1 | 2 |
| 30 Ted Lilly, L (1, 1)<br>OBP: 0.113, SLG: 0.154<br>43 John Grabow, L (7, 1)<br>37 Angel Guzman, R (8, 1)<br>6 Micah Hoffpauir, L (9, PH)<br>OBP: 0.275, SLG: 0.409<br>49 Carlos Marmol, R (9, 1) | | | S FF 89<br>F FF 90<br>S FF 90<br>0-3<br>K ① | | X FF 88<br>0-0<br>2 SH1-4 1 BB<br>21 1B<br>1B | L FF 86<br>B CH 80<br>L FF 87<br>M SL 81<br>1-3<br>K ② | | | B CH 82<br>B FF 89<br>F SI 90<br>X SI 90<br>2-1<br>P3 ① | 3<br>0<br>0<br>1<br>0 | 1<br>0<br>0<br>0<br>0 | 1<br>0<br>0<br>0<br>0 | 0<br>0<br>0<br>0<br>0 | 0<br>0<br>0<br>0<br>0 | 2<br>0<br>0<br>0<br>0 | 1<br>0<br>0<br>0<br>0 |
| Inning Stats | R: 1<br>E: 0<br>K: 0<br>S: 12<br>H: 1<br>LOB: 0<br>BB: 0<br>P: 16 | R: 0<br>E: 0<br>K: 1<br>S: 9<br>H: 1<br>LOB: 1<br>BB: 0<br>P: 14 | R: 2<br>E: 0<br>K: 2<br>S: 10<br>H: 2<br>LOB: 0<br>BB: 0<br>P: 13 | R: 0<br>E: 0<br>K: 0<br>S: 11<br>H: 1<br>LOB: 1<br>BB: 0<br>P: 19 | R: 1<br>E: 0<br>K: 0<br>S: 7<br>H: 2<br>LOB: 3<br>BB: 2<br>P: 18 | R: 0<br>E: 0<br>K: 2<br>S: 9<br>H: 1<br>LOB: 1<br>BB: 0<br>P: 11 | R: 0<br>E: 0<br>K: 0<br>S: 8<br>H: 1<br>LOB: 1<br>BB: 0<br>P: 12 | R: 0<br>E: 0<br>K: 2<br>S: 12<br>H: 0<br>LOB: 0<br>BB: 0<br>P: 18 | R: 0<br>E: 0<br>K: 0<br>S: 5<br>H: 0<br>LOB: 0<br>BB: 0<br>P: 10 | 1B: 6<br>2B: 1<br>3B: 0<br>HR: 2<br>SF: 0<br>SAC: 1<br>DP: 0<br>HBP: 0 | | | | | | |

# TOP

## Chicago Cubs @ Pittsburgh Pirates

PNC Park, Pittsburgh, PA

Mon Sep 07 2009, 12:35 PM EDT

Att. 14,673 - Overcast - 67 F

livebaseballscorecards.com

| | |
|---|---|
| AB | 35 |
| R | 4 |
| H | 9 |
| RBI | 4 |
| BB | 2 |
| SO | 7 |
| LOB | 12 |

WP: 0 PB: 0 SB: 0 CS: 0 PA: 38

| PITCHER | | IP | WLS | BF | H | R | ER | SO | BB | IBB | HBP | BLK | WP | HR | S | P | ERA | WHIP |
|---|---|---|---|---|---|---|---|---|---|---|---|---|---|---|---|---|---|---|
| 34 Daniel McCutchen, R<br>ERA: 4.85 | (1, 1) | 7.0 | L | 32 | 9 | 4 | 4 | 5 | 1 | 1 | 0 | 0 | 0 | 2 | 66 | 103 | 5.14 | 1.429 |
| 54 Denny Bautista, R<br>ERA: 3.52 | (8, 1) | 1.0 | | 3 | 0 | 0 | 0 | 2 | 0 | 0 | 0 | 0 | 0 | 0 | 12 | 18 | 0.00 | 0.000 |
| 58 Steven Jackson, R<br>ERA: 3.82 | (9, 1) | 1.0 | | 3 | 0 | 0 | 0 | 0 | 0 | 0 | 0 | 0 | 0 | 0 | 5 | 10 | 0.00 | 0.000 |

| PITCHER | IP | WLS | BF | H | R | ER | SO | BB | IBB | HBP | BLK | WP | HR | S | P | ERA | WHIP |
|---|---|---|---|---|---|---|---|---|---|---|---|---|---|---|---|---|---|

# BOTTOM

## Chicago Cubs @ Pittsburgh Pirates

PNC Park, Pittsburgh, PA

Mon Sep 07 2009, 12:35 PM EDT

Att. 14,673 - Overcast - 67 F

livebaseballscorecards.com

| Batter | 1 | 2 | 3 | 4 | 5 | 6 | 7 | 8 | 9 | AB | R | H | RBI | BB | SO | LOB |
|---|---|---|---|---|---|---|---|---|---|---|---|---|---|---|---|---|
| 22 Andrew McCutchen, R (1, 8)<br>OBP: 0.357, SLG: 0.474 | B CH 82<br>F CH 82<br>B CH 76<br>B FF 84<br>B SI 85<br>4-1<br>5<br>G4-6-3<br>BB | | C SL 80<br>S CH 77<br>B CH 78<br>S FF 87<br>1-3 ③<br>K | | C CU 69<br>C SI 86<br>X CU 71<br>0-2 ③<br>F8 | | | C FC 88<br>X FC 88<br>0-1 ③<br>F8 | | 3 | 0 | 0 | 0 | 1 | 1 | 2 |
| 5 Ronny Cedeno, R (1, 6)<br>OBP: 0.252, SLG: 0.336 | L SL 81<br>X SL 81<br>0-1 ① ②<br>G4-6-3<br>1-2f | | | B SI 85<br>F CH 77<br>X CH 78<br>1-1 ①<br>P6 | | C SI 82<br>B SI 84<br>S SI 84<br>X SI 86<br>1-2 ①<br>P6 | | | F FF 95<br>F FF 94<br>S SL 83<br>0-3 ①<br>K | 4 | 0 | 0 | 0 | 0 | 1 | 1 |
| 46 Garrett Jones, L (1, 3)<br>OBP: 0.371, SLG: 0.606 | B SI 84<br>C SI 84<br>C CH 79<br>B SI 87<br>S SL 81<br>2-3 ③<br>K | | | T SI 85<br>B SI 86<br>F FF 86<br>B SL 82<br>F SL 80<br>F SL 81<br>X SI 87<br>2-2 ②<br>G3 | | C SI 84<br>X SI 84<br>0-1 ②<br>G3-1 | | | B FF 94<br>F FF 94<br>F FF 94<br>C SL 84<br>1-3 ②<br>K | 4 | 0 | 0 | 0 | 0 | 2 | 0 |
| 85 Lastings Milledge, R (1, 7)<br>OBP: 0.342, SLG: 0.385 | | B FF 84<br>B FF 84<br>C SI 83<br>F SL 81<br>S FF 87<br>2-3 ①<br>K | | F SI 86<br>T SI 86<br>X CU 71<br>0-2 ③<br>G5-3 | | F SI 85<br>T CH 77<br>C SI 87<br>0-3 ③<br>K | | | C SL 85<br>S SL 85<br>B SL 85<br>F SL 83<br>F FF 94<br>X SL 84<br>1-2 ③<br>F8 | 4 | 0 | 0 | 0 | 0 | 2 | 0 |
| 41 Ryan Doumit, S (1, 2)<br>OBP: 0.270, SLG: 0.405 | | C SI 85<br>F CH 77<br>F CH 77<br>B CU 69<br>F SI 87<br>F FF 86<br>F SL 80<br>B CU 71<br>F SI 87<br>2-3 ②<br>K | | | B SI 85<br>X SI 83<br>1-0 ①<br>G5-3 | | F FF 89<br>B CH 82<br>S CH 82<br>B CH 82<br>C FF 90<br>2-3 ①<br>K | | | 3 | 0 | 0 | 0 | 0 | 2 | 0 |
| 24 Delwyn Young, S (1, 4)<br>OBP: 0.329, SLG: 0.391 | | C SI 84<br>F SI 84<br>S SI 87<br>0-3 ③<br>K | | | B SI 83<br>F SI 84<br>B FF 86<br>B FF 86<br>B FF 84<br>4-1<br>44<br>2B<br>BB | | X FF 91<br>0-0 ②<br>G6-3 | | | 2 | 1 | 0 | 0 | 1 | 1 | 0 |
| 44 Brandon Moss, L (1, 9)<br>OBP: 0.307, SLG: 0.391 | | | C CH 81<br>B CH 79<br>B SI 83<br>F CH 80<br>X SI 86<br>2-2 ①<br>F7 | | S SI 84<br>B SL 78<br>X SI 85<br>1-1<br>1-H<br>2B | | B FF 90<br>X FF 90<br>1-0 ③<br>G3 | | | 3 | 0 | 1 | 1 | 0 | 0 | 0 |
| 15 Andy LaRoche, R (1, 5)<br>OBP: 0.329, SLG: 0.371 | | | X CH 82<br>0-0<br>HR | | B FF 85<br>C SI 85<br>D CH 76<br>D CH 78<br>B CH 78<br>4-1<br>BB | | | B FC 93<br>C FC 87<br>B FC 88<br>X FF 95<br>2-1 ①<br>L7 | | 2 | 1 | 1 | 1 | 1 | 0 | 0 |
| 34 Daniel McCutchen, R (1, 1)<br>OBP: 0.250, SLG: 0.250<br>54 Denny Bautista, R (8, 1)<br>5 Ramón Vázquez, L (8, PH)<br>OBP: 0.340, SLG: 0.286<br>58 Steven Jackson, R (9, 1) | | | C FF 86<br>X SI 86<br>0-1 ②<br>B5-3 | | B SI 84<br>L SI 84<br>L CH 79<br>C CU 69<br>1-3 ②<br>K | | | B FF 94<br>X FF 94<br>1-0 ②<br>P4 | | 2<br>0<br>1<br>0 | 0<br>0<br>0<br>0 | 0<br>0<br>0<br>0 | 0<br>0<br>0<br>0 | 0<br>0<br>0<br>0 | 1<br>0<br>0<br>0 | 2<br>0<br>0<br>0 |
| Inning Stats | R: 0<br>E: 0<br>K: 1<br>S: 6<br>H: 0<br>LOB: 0<br>BB: 1<br>P: 12 | R: 0<br>E: 0<br>K: 3<br>S: 15<br>H: 0<br>LOB: 0<br>BB: 0<br>P: 19 | R: 1<br>E: 0<br>K: 1<br>S: 9<br>H: 1<br>LOB: 0<br>BB: 0<br>P: 12 | R: 0<br>E: 0<br>K: 0<br>S: 10<br>H: 0<br>LOB: 0<br>BB: 0<br>P: 13 | R: 1<br>E: 0<br>K: 1<br>S: 11<br>H: 1<br>LOB: 2<br>BB: 2<br>P: 22 | R: 0<br>E: 0<br>K: 1<br>S: 8<br>H: 0<br>LOB: 0<br>BB: 0<br>P: 9 | R: 0<br>E: 0<br>K: 1<br>S: 5<br>H: 0<br>LOB: 0<br>BB: 0<br>P: 8 | R: 0<br>E: 0<br>K: 0<br>S: 5<br>H: 0<br>LOB: 0<br>BB: 0<br>P: 8 | R: 0<br>E: 0<br>K: 2<br>S: 11<br>H: 0<br>LOB: 0<br>BB: 0<br>P: 13 | 1B: 0<br>2B: 1<br>3B: 0<br>HR: 1 | SF: 0<br>SAC: 0<br>DP: 1<br>HBP: 0 | | | | | |

| | |
|---|---|
| AB | 28 |
| R | 2 |
| H | 2 |
| RBI | 2 |
| BB | 3 |
| SO | 10 |
| LOB | 5 |

| PITCHER | | IP | WLS | BF | H | R | ER | SO | BB | IBB | HBP | BLK | WP | HR | S | P | ERA | WHIP |
|---|---|---|---|---|---|---|---|---|---|---|---|---|---|---|---|---|---|---|
| 30 Ted Lilly, L<br>ERA: 3.17 | (1, 1) | 6.0 | W | 22 | 2 | 2 | 2 | 7 | 3 | 0 | 0 | 0 | 0 | 1 | 59 | 87 | 3.00 | 0.833 |
| 43 John Grabow, L<br>ERA: 3.03 | (7, 1) | 1.0 | H | 3 | 0 | 0 | 0 | 1 | 0 | 0 | 0 | 0 | 0 | 0 | 5 | 8 | 0.00 | 0.000 |
| 37 Angel Guzman, R<br>ERA: 2.98 | (8, 1) | 1.0 | H | 3 | 0 | 0 | 0 | 0 | 0 | 0 | 0 | 0 | 0 | 0 | 5 | 8 | 0.00 | 0.000 |
| 49 Carlos Marmol, R<br>ERA: 3.34 | (9, 1) | 1.0 | S | 3 | 0 | 0 | 0 | 2 | 0 | 0 | 0 | 0 | 0 | 0 | 11 | 13 | 0.00 | 0.000 |

| PITCHER | IP | WLS | BF | H | R | ER | SO | BB | IBB | HBP | BLK | WP | HR | S | P | ERA | WHIP |
|---|---|---|---|---|---|---|---|---|---|---|---|---|---|---|---|---|---|

WP: 0 PA: 31
PB: 0
SB: 0
CS: 0

| Batter | 1 | 2 | 3 | 4 | 5 | 6 | 7 | 8 | 9 | AB | R | H | RBI | BB | SO | LOB |
|---|---|---|---|---|---|---|---|---|---|---|---|---|---|---|---|---|
| 2 Ryan Theriot, R (1, 6)<br>OBP: 0.334, SLG: 0.381 | C SI 90<br>B CH 84<br>X CH 84<br>1-1<br>25 1B 21 1B 16 1B 1B | X CU 75<br>0-0<br>G6-3<br>3-H | C SI 88<br>F SI 88<br>B CH 81<br>B CH 81<br>C FF 88<br>2-3<br>K | F FF 91<br>S SL 84<br>F SL 86<br>B FF 90<br>B SL 84<br>F FF 91<br>F CU 73<br>F FF 91<br>X SL 87<br>2-2<br>1B | B FF 88<br>D CU 74<br>B SL 87<br>C FF 88<br>X FF 88<br>3-1<br>③<br>②<br>L3<br>1-1 | | | | | 5 | 1 | 2 | 1 | 0 | 1 | 3 |
| 21 Milton Bradley, S (1, 9)<br>OBP: 0.388, SLG: 0.414<br>6 Micah Hoffpauir, L (1, 9)<br>OBP: 0.276, SLG: 0.423 | X FF 90<br>0-0<br>25 1B 16 1B 1-2 1B | C SI 90<br>CU 76<br>B SI 90<br>B CH 83<br>X CU 75<br>2-2<br>F7 | X FF 87<br>0-0<br>HR | B FF 89<br>B CH 82<br>F SL 85<br>F FF 88<br>F CH 81<br>F CH 83<br>S FF 90<br>2-3<br>③<br>K | | | | C SI 90<br>B SL 79<br>B SL 80<br>S SI 90<br>X SI 92<br>2-2<br>①<br>G3-1 | | 2<br>3 | 1<br>1 | 1<br>1 | 0<br>1 | 0<br>0 | 0<br>1 | 1<br>1 |
| 25 Derrek Lee, R (1, 3)<br>OBP: 0.379, SLG: 0.573 | C CU 74<br>F SI 90<br>X FF 90<br>0-2<br>28 1B 16 1B 18 2B 1-2 2-3 1B | C SI 87<br>F SI 88<br>B CH 81<br>B FF 89<br>B SI 89<br>X SI 89<br>3-2<br>①<br>G6-3 | B SI 88<br>X CH 81<br>1-0<br>28 1B 1B | X FF 89<br>0-0<br>①<br>F9 | | | B FF 91<br>B CH 80<br>B SI 91<br>C SI 92<br>X SI 92<br>3-1<br>②<br>F8 | | | 5 | 1 | 2 | 0 | 0 | 0 | 0 |
| 16 Aramis Ramirez, R (1, 5)<br>OBP: 0.365, SLG: 0.512 | B SI 91<br>F SI 90<br>F FF 90<br>F SI 91<br>D CH 82<br>X FF 90<br>2-2<br>28 1B 18 2B 1-2 2-H 3-H 1B | X SI 89<br>0-0<br>②<br>G6-3 | B CH 82<br>F SI 87<br>F FF 87<br>F CU 73<br>B SI 88<br>X CH 80<br>2-2<br>①<br>F9 | C FF 90<br>X FF 91<br>0-1<br>②<br>F9 | | | C SI 91<br>X CH 80<br>0-1<br>E5 28 BB | | | 5 | 1 | 1 | 2 | 0 | 0 | 1 |
| 28 Jeff Baker, R (1, 4)<br>OBP: 0.364, SLG: 0.463 | B SI 85<br>B SI 90<br>S CH 83<br>S CH 84<br>X SI 90<br>2-2<br>18 2B 1 2B 1-2 2-3 1B | B SI 90<br>B CH 83<br>C SI 90<br>F FF 89<br>F CU 75<br>F FF 89<br>X SI 90<br>2-2<br>18 BB 1B | B FF 88<br>S CH 80<br>B FF 89<br>B CH 80<br>X SI 88<br>3-1<br>1-2<br>1B | C FF 90<br>F CU 73<br>X FF 91<br>0-2<br>③<br>F9 | | | B SI 90<br>B SI 90<br>B SI 92<br>C SI 91<br>B SI 91<br>4-1<br>1-2<br>BB | | | 4 | 1 | 3 | 0 | 1 | 0 | 0 |
| 18 Geovany Soto, R (1, 2)<br>OBP: 0.327, SLG: 0.383 | D CH 84<br>B SI 90<br>X SI 90<br>2-0<br>1 2B 1-3 2-H 3-H 2B | B CU 76<br>B FF 89<br>B FF 89<br>C SI 88<br>B SI 89<br>4-1<br>1-2<br>BB | C SI 88<br>X CU 73<br>0-1<br>②<br>L9 | | | | C FF 89<br>F CU 72<br>B FF 89<br>B CH 82<br>B SL 85<br>F FF 91<br>F FF 91<br>B SL 85<br>4-2<br>24 F7 1 BB 46 1B BB | C SL 78<br>B SI 90<br>B CH 82<br>X SI 91<br>2-1<br>③<br>P6 | | 3 | 2 | 1 | 2 | 2 | 0 | 4 |
| 1 Kosuke Fukudome, L (1, 8)<br>OBP: 0.378, SLG: 0.442 | F CU 76<br>X FF 89<br>0-1<br>24 1B 2 G6-3 2-H 3-H 2B | B FF 90<br>C FF 88<br>X CU 75<br>1-1<br>③<br>G2-3 | B CU 73<br>C CU 74<br>F SL 81<br>S SL 82<br>1-3<br>③<br>K | | | | F CH 83<br>B FF 89<br>B CH 81<br>B FF 88<br>B FF 88<br>4-1<br>46 1B 24 F7 1-2 BB | | F FF 91<br>B FF 91<br>B CU 76<br>F FF 91<br>S CU 78<br>2-3<br>①<br>K | 4 | 1 | 1 | 2 | 1 | 2 | 4 |
| 24 Bobby Scales, S (1, 7)<br>OBP: 0.325, SLG: 0.432<br>27 Sam Fuld, L (9, 7)<br>OBP: 0.402, SLG: 0.368 | X SI 90<br>0-0<br>46 SH1-3 2-3 1B | C SI 88<br>C CH 80<br>F FF 88<br>B CU 74<br>B FF 88<br>F CH 82<br>F SI 89<br>X SI 88<br>2-2<br>①<br>G5-3 | X FF 89<br>0-0<br>①<br>G3 | | | | B CH 81<br>S CH 82<br>X FF 89<br>1-1<br>①<br>F7 1-2 2-3 | | B FF 91<br>X FF 91<br>1-0<br>②<br>F8 | 5<br>0 | 0<br>0 | 1<br>0 | 0<br>0 | 0<br>0 | 0<br>0 | 2<br>0 |
| 46 Ryan Dempster, R (1, 1)<br>OBP: 0.190, SLG: 0.148<br>32 Tom Gorzelanny, R (7, 1)<br>OBP: 0.300, SLG: 0.222<br>37 Angel Guzman, R (7, 1)<br>43 John Grabow, L (8, 1)<br>5 Jake Fox, R (9, PH)<br>OBP: 0.327, SLG: 0.517<br>33 Esmailin Caridad, R (9, 1) | X FF 89<br>0-0<br>①<br>SH1-3 1-2 | S SI 88<br>B SI 88<br>X FF 87<br>1-1<br>②<br>G4-3 | C FF 89<br>C FF 90<br>B FF 91<br>F FF 89<br>F CU 72<br>F FF 90<br>F CU 75<br>X FF 91<br>1-2<br>②<br>F9 | | | | X CU 72<br>0-0<br>2 L3 2-3 3-H 1B | | B FF 92<br>X FF 92<br>1-0<br>③<br>G6-3 | 3<br>0<br>0<br>0<br>0<br>1<br>0 | 0<br>0<br>0<br>0<br>0<br>0<br>0 | 1<br>0<br>0<br>0<br>0<br>0<br>0 | 1<br>0<br>0<br>0<br>0<br>0<br>0 | 0<br>0<br>0<br>0<br>0<br>0<br>0 | 0<br>0<br>0<br>0<br>0<br>0<br>0 | 0<br>0<br>0<br>0<br>0<br>0<br>0 |
| Inning Stats | R: 7<br>E: 0<br>K: 0<br>S: 23<br>H: 8<br>LOB: 1<br>BB: 0<br>P: 32 | R: 0<br>E: 0<br>K: 0<br>S: 12<br>H: 1<br>LOB: 2<br>BB: 1<br>P: 22 | R: 0<br>E: 0<br>K: 1<br>S: 11<br>H: 0<br>LOB: 0<br>BB: 0<br>P: 16 | R: 1<br>E: 0<br>K: 1<br>S: 13<br>H: 3<br>LOB: 2<br>BB: 0<br>P: 20 | R: 0<br>E: 0<br>K: 1<br>S: 20<br>H: 1<br>LOB: 1<br>BB: 0<br>P: 25 | R: 0<br>E: 0<br>K: 0<br>S: 6<br>H: 0<br>LOB: 0<br>BB: 0<br>P: 6 | R: 1<br>E: 0<br>K: 0<br>S: 10<br>H: 1<br>LOB: 1<br>BB: 2<br>P: 22 | R: 0<br>E: 1<br>K: 0<br>S: 10<br>H: 0<br>LOB: 2<br>BB: 1<br>P: 21 | R: 0<br>E: 0<br>K: 1<br>S: 5<br>H: 0<br>LOB: 0<br>BB: 0<br>P: 9 | 1B: 11<br>2B: 3<br>3B: 0<br>HR: 1 | SF: 0<br>SAC: 1<br>DP: 1<br>HBP: 0 | | WP: 0<br>PB: 0<br>SB: 0<br>CS: 0 | PA: 45 | | | |

| PITCHER | | IP | WLS | BF | H | R | ER | SO | BB | IBB | HBP | BLK | WP | HR | S | P | ERA | WHIP |
|---|---|---|---|---|---|---|---|---|---|---|---|---|---|---|---|---|---|---|
| 57 Zach Duke, L<br>ERA: 4.02 | (1, 1) | 4.0 | L | 25 | 12 | 8 | 8 | 2 | 1 | 0 | 0 | 0 | 0 | 1 | 59 | 90 | 18.00 | 3.250 |
| 50 Virgil Vasquez, R<br>ERA: 6.16 | (5, 1) | 3.0 | | 12 | 2 | 1 | 1 | 1 | 2 | 0 | 0 | 0 | 0 | 0 | 36 | 53 | 3.00 | 1.333 |
| 32 Phil Dumatrait, L<br>ERA: 10.8 | (8, 1) | 1.0 | | 5 | 0 | 0 | 0 | 0 | 1 | 0 | 0 | 0 | 0 | 0 | 10 | 21 | 0.00 | 1.000 |
| 56 Donnie Veal, L<br>ERA: 4.91 | (9, 1) | 1.0 | | 3 | 0 | 0 | 0 | 1 | 0 | 0 | 0 | 0 | 0 | 0 | 5 | 9 | 0.00 | 0.000 |

| PITCHER | IP | WLS | BF | H | R | ER | SO | BB | IBB | HBP | BLK | WP | HR | S | P | ERA | WHIP |
|---|---|---|---|---|---|---|---|---|---|---|---|---|---|---|---|---|---|

# TOP

## Chicago Cubs @ Pittsburgh Pirates

PNC Park, Pittsburgh, PA

Tue Sep 08 2009, 7:05 PM EDT

Att. 17,862 - Cloudy - 71 F

livebaseballscorecards.com

| | |
|---|---|
| AB | 40 |
| R | 9 |
| H | 14 |
| RBI | 9 |
| BB | 4 |
| SO | 4 |
| LOB | 16 |

| Batter | 1 | 2 | 3 | 4 | 5 | 6 | 7 | 8 | 9 | AB | R | H | RBI | BB | SO | LOB |
|---|---|---|---|---|---|---|---|---|---|---|---|---|---|---|---|---|
| 22 Andrew McCutchen, R (1, 8)<br>OBP: 0.355, SLG: 0.470 | B FF 89<br>B FC 90<br>C FF 90<br>B SI 92<br>X SI 91<br>3-1 ① G6-3 | B SI 90<br>B SL 85<br>C SI 92<br>B SI 92<br>C SI 92<br>S SL 86<br>3-3 ③ K | | | C SL 83<br>B SL 84<br>B SI 90<br>X SL 83<br>2-1 ② P3 | | B SI 91<br>D SL 84<br>S SL 84<br>C FF 91<br>X FS 81<br>2-2<br>1-2<br>2-3<br>5 BB 1B | | C FF 91<br>B CH 86<br>C FF 92<br>B CU 79<br>B FF 93<br>F FF 92<br>C FF 93<br>3-3 ① K | 5 | 0 | 1 | 0 | 0 | 2 | 2 |
| 5 Ramón Vázquez, L (1, 4)<br>OBP: 0.347, SLG: 0.291 | B FF 87<br>C SI 90<br>X FF 91<br>1-1<br>85 FC6-4 1B | | C SI 90<br>X SL 84<br>0-1 ① G4-3 | | B FS 80<br>C SL 82<br>X FF 91<br>1-1 ③ G3-1 | | B SI 90<br>B SI 91<br>B SI 90<br>C SI 90<br>F SI 91<br>B SI 91<br>4-2<br>1-2<br>2-3<br>3-H<br>BB | | C FF 92<br>B FF 93<br>S FF 92<br>X FF 93<br>1-2<br>46 G4-6-3 1B | 4 | 0 | 2 | 1 | 1 | 0 | 0 |
| 46 Garrett Jones, L (1, 9)<br>OBP: 0.368, SLG: 0.613 | C SI 91<br>B SL 84<br>B FS 80<br>F SL 84<br>F FF 91<br>F SL 85<br>F FF 90<br>S FS 82<br>2-3 ② K | | C SL 83<br>X SI 91<br>0-1<br>HR | | | X FS 80<br>0-0 ① G3-1 | F SL 82<br>X SL 81<br>0-1 ② SF8<br>3-H | | B FF 91<br>C SI 91<br>X CH 82<br>1-1 ②③ G4-6-3<br>1-2f | 4 | 1 | 1 | 2 | 0 | 1 | 2 |
| 85 Lastings Milledge, R (1, 7)<br>OBP: 0.333, SLG: 0.375 | B SL 82<br>B SL 85<br>F FF 91<br>X SI 91<br>2-1 ③ FC6-4<br>1-2f | | B FF 92<br>B FF 91<br>X SI 91<br>2-0 ② F9 | | | B SI 90<br>C SL 84<br>X SI 90<br>1-1 ② G5-3 | B FC 88<br>B FF 95<br>F FF 95<br>X FC 88<br>2-2 ③ G6-3 | | | 4 | 0 | 0 | 0 | 0 | 0 | 3 |
| 51 Steve Pearce, R (1, 3)<br>OBP: 0.307, SLG: 0.398 | | C SI 89<br>F FF 90<br>X SI 91<br>0-2<br>15 1B 2B | C SL 84<br>B SL 84<br>F FF 92<br>X FF 90<br>1-2 ③ F8 | | | B SL 82<br>B SI 89<br>B SI 91<br>B FF 88<br>4-0 BB | | F FC 92<br>B CU 76<br>B FC 86<br>B FF 91<br>B FF 90<br>4-1<br>35 G5-6-3<br>24 BB BB | | 2 | 1 | 1 | 0 | 2 | 0 | 0 |
| 15 Andy LaRoche, R (1, 5)<br>OBP: 0.328, SLG: 0.370 | | C SI 91<br>X SL 83<br>0-1<br>57 SH2-4<br>5 1B<br>2-H 1B | | X SL 82<br>0-0 ① G6-3 | | B FF 91<br>C SL 83<br>C SL 84<br>S FS 80<br>1-3 ③ K | | B FC 90<br>F FC 85<br>X FC 84<br>1-1 ① P5 | | 4 | 0 | 1 | 1 | 0 | 1 | 2 |
| 5 Ronny Cedeno, R (1, 6)<br>OBP: 0.254, SLG: 0.337<br>50 Virgil Vasquez, R (5, 1)<br>18 Neil Walker, S (7, PH)<br>OBP: 0.273, SLG: 0.200<br>32 Phil Dumatrait, R (8, 1)<br>24 Delwyn Young, S (8, PH)<br>OBP: 0.331, SLG: 0.391<br>56 Donnie Veal, L (9, 1) | | B SL 83<br>F SL 83<br>F FF 91<br>D SL 84<br>B SL 85<br>X SL 85<br>3-2<br>57 SH2-4<br>1-2 1B | C SI 90<br>B SL 84<br>X SL 84<br>1-1 ② G4-3 | | | B FF 90<br>X FF 89<br>1-0<br>22 1B 35 1B<br>5 BB 1B | | B FC 89<br>B FC 88<br>B FF 89<br>C FF 88<br>B FF 88<br>4-1<br>35 G5-6-3<br>1-2 BB | | 2<br>0<br>1<br>0<br>0<br>0 | 0<br>0<br>1<br>0<br>0<br>0 | 1<br>0<br>1<br>0<br>0<br>0 | 0<br>0<br>0<br>0<br>1<br>0 | 0<br>0<br>0<br>0<br>0<br>0 | 0<br>0<br>0<br>0<br>0<br>0 | 0<br>0<br>0<br>0<br>0<br>0 |
| 35 Jason Jaramillo, S (1, 2)<br>OBP: 0.323, SLG: 0.380 | | C SI 90<br>S SL 84<br>S SL 85<br>0-3 ① K | B SL 82<br>B SI 91<br>X FF 88<br>2-0 ③ G6-3 | | | X FF 90<br>0-0<br>5 BB 22 1B<br>46 SF8<br>1-2 1B | | B FF 90<br>B CH 81<br>S FF 90<br>F FF 90<br>X FF 91<br>2-2 ② G5-6-3<br>1-2<br>2-3 | | 4 | 1 | 1 | 0 | 0 | 1 | 4 |
| 57 Zach Duke, L (1, 1)<br>OBP: 0.278, SLG: 0.265<br>36 Luis Alfonso Cruz, R (5, 6)<br>OBP: 0.278, SLG: 0.194 | | X SI 89<br>0-0 ② SH2-4<br>1-2<br>2-3 | | | C SI 89<br>X SL 84<br>0-1 ① G1-3 | | S SL 83<br>D SL 85<br>B SL 84<br>X SI 89<br>2-1 ① F8 | S CH 81<br>B CH 83<br>X FF 90<br>1-1 ③ G6-3 | | 0<br>3 | 0<br>0 | 0<br>0 | 0<br>0 | 0<br>0 | 0<br>0 | 0<br>4 |
| Inning Stats | R: 0<br>E: 0<br>K: 1<br>S: 12<br>H: 1<br>LOB: 1<br>BB: 0<br>P: 20 | R: 1<br>E: 0<br>K: 2<br>S: 15<br>H: 3<br>LOB: 2<br>BB: 0<br>P: 21 | R: 1<br>E: 0<br>K: 0<br>S: 8<br>H: 1<br>LOB: 0<br>BB: 0<br>P: 11 | R: 0<br>E: 0<br>K: 0<br>S: 4<br>H: 0<br>LOB: 0<br>BB: 0<br>P: 7 | R: 0<br>E: 0<br>K: 0<br>S: 6<br>H: 0<br>LOB: 0<br>BB: 0<br>P: 9 | R: 0<br>E: 0<br>K: 1<br>S: 6<br>H: 0<br>LOB: 1<br>BB: 1<br>P: 12 | R: 2<br>E: 0<br>K: 0<br>S: 14<br>H: 3<br>LOB: 2<br>BB: 1<br>P: 25 | R: 0<br>E: 0<br>K: 0<br>S: 9<br>H: 0<br>LOB: 2<br>BB: 2<br>P: 21 | R: 0<br>E: 0<br>K: 1<br>S: 9<br>H: 1<br>LOB: 0<br>BB: 0<br>P: 14 | 1B: 7<br>2B: 1<br>3B: 0<br>HR: 1<br>SF: 1<br>SAC: 1<br>DP: 1<br>HBP: 0 | | | | | | |

# BOTTOM

## Chicago Cubs @ Pittsburgh Pirates

PNC Park, Pittsburgh, PA

Tue Sep 08 2009, 7:05 PM EDT

Att. 17,862 - Cloudy - 71 F

livebaseballscorecards.com

| | |
|---|---|
| AB | 33 |
| R | 4 |
| H | 9 |
| RBI | 4 |
| BB | 4 |
| SO | 5 |
| LOB | 17 |

| PITCHER | | IP | WLS | BF | H | R | ER | SO | BB | IBB | HBP | BLK | WP | HR | S | P | ERA | WHIP |
|---|---|---|---|---|---|---|---|---|---|---|---|---|---|---|---|---|---|---|
| 46 Ryan Dempster, R<br>ERA: 4.03 | (1, 1) | 6.1 | W | 29 | 8 | 4 | 4 | 4 | 2 | 0 | 0 | 0 | 0 | 1 | 60 | 98 | 5.68 | 1.579 |
| 32 Tom Gorzelanny, L<br>ERA: 5.17 | (7, 1) | 0.1 | | 1 | 0 | 0 | 0 | 0 | 0 | 0 | 0 | 0 | 0 | 0 | 2 | 2 | 0.00 | 0.000 |
| 37 Angel Guzman, R<br>ERA: 2.95 | (7, 1) | 0.2 | | 3 | 0 | 0 | 0 | 0 | 1 | 0 | 0 | 0 | 0 | 0 | 6 | 13 | 0.00 | 1.500 |
| 43 John Grabow, L<br>ERA: 3.0 | (8, 1) | 0.2 | | 3 | 0 | 0 | 0 | 0 | 1 | 0 | 0 | 0 | 0 | 0 | 6 | 13 | 0.00 | 1.500 |
| 33 Esmailin Caridad, R<br>ERA: 3.24 | (9, 1) | 1.0 | | 3 | 1 | 0 | 0 | 1 | 0 | 0 | 0 | 0 | 0 | 0 | 9 | 14 | 0.00 | 1.000 |

| PITCHER | IP | WLS | BF | H | R | ER | SO | BB | IBB | HBP | BLK | WP | HR | S | P | ERA | WHIP |
|---|---|---|---|---|---|---|---|---|---|---|---|---|---|---|---|---|---|

WP: 0 PB: 0 SB: 0 CS: 0 PA: 39

| Batter | 1 | 2 | 3 | 4 | 5 | 6 | 7 | 8 | 9 | AB | R | H | RBI | BB | SO | LOB |
|---|---|---|---|---|---|---|---|---|---|---|---|---|---|---|---|---|
| 1 Kosuke Fukudome, L (1, 8)<br>OBP: 0.379, SLG: 0.442 | X SI 92<br>0-0<br>6 BB<br>2 G5-3<br>28 SF8<br>1B | D SI 85<br>C SI 90<br>B FF 89<br>B FF 92<br>B SI 87<br>4-1<br>2 1B<br>1-2<br>BB | | B SI 85<br>C FF 87<br>B FF 92<br>C SI 83<br>X CU 76<br>2-2 ②<br>F7 | | C SI 88<br>B CU 69<br>C CU 69<br>F FF 89<br>B CU 72<br>F CH 80<br>C SI 88<br>2-3 ②<br>K | | F FF 91<br>X FF 92<br>0-1<br>25 FC5-4<br>6 SF7<br>2 1B<br>1B | X FF 94<br>0-0 ②③<br>G6-4-3<br>1-2f | 5 | 2 | 2 | 0 | 1 | 1 | 1 |
| 2 Ryan Theriot, R (1, 6)<br>OBP: 0.337, SLG: 0.382 | B SI 93<br>1 SAFE<br>B FF 92<br>B FF 93<br>C FF 93<br>F FF 92<br>X SI 91<br>3-2 ①<br>G5-3<br>1-2 | X SI 92<br>0-0<br>1-3<br>2-H<br>1B | | B CU 79<br>C SL 85<br>B FF 91<br>B CU 76<br>B SL 84<br>4-1<br>25 S<br>BB | | B FF 88<br>X SI 87<br>1-0 ③<br>F9 | | F FF 91<br>B CU 78<br>X SI 91<br>1-1<br>25 FC5-4<br>1-2<br>1B | | 4 | 0 | 2 | 1 | 1 | 0 | 1 |
| 25 Derrek Lee, R (1, 3)<br>OBP: 0.379, SLG: 0.571 | S CU 81<br>S CU 81<br>D CU 79<br>B FF 93<br>F CU 79<br>D CU 80<br>B SI 93<br>4-2<br>6 BB<br>BB | S FF 93<br>X CU 78<br>0-1 ③<br>G5-3 | | C FF 92<br>X CU 80<br>0-1 ③<br>F8<br>1-2 | | | B FF 87<br>X SI 87<br>1-0<br>6 2B<br>55 1B<br>1B | C CU 79<br>X CU 78<br>0-1 ①<br>FC5-4<br>28 HBP<br>17 1B<br>1-2f<br>2-3 | | 4 | 2 | 1 | 0 | 1 | 0 | 5 |
| 6 Micah Hoffpauir, L (1, 9)<br>OBP: 0.288, SLG: 0.450 | F FF 93<br>B SI 84<br>C CU 79<br>F FF 94<br>F CU 78<br>D CU 80<br>B FF 93<br>B CU 78<br>4-2<br>17 FC4-6<br>1-2<br>2-3<br>BB | F FF 90<br>B SI 90<br>B CU 79<br>B FF 92<br>B SI 86<br>4-1<br>17 1B<br>24 FC3-6<br>BB | B FF 91<br>B SI 87<br>C SI 89<br>X FF 91<br>2-1<br>HR | | | | B SI 88<br>F CH 77<br>C CH 79<br>1 SAFE<br>F CH 80<br>B FF 88<br>F CU 69<br>F SI 89<br>F SI 88<br>2-2<br>X CH 79<br>55 1B<br>1-3<br>2B | B FF 92<br>X SI 92<br>1-0 ②<br>SF7<br>3-H | | 2 | 3 | 2 | 2 | 2 | 0 | 0 |
| 28 Jeff Baker, R (1, 5)<br>OBP: 0.365, SLG: 0.457 | B FF 92<br>B FF 93<br>C SI 88<br>F FF 88<br>F CU 78<br>X CU 79<br>2-2 ②<br>SF8<br>3-H | B SI 92<br>C FF 92<br>B CU 76<br>1 SAFE<br>F SI 91<br>S CU 79<br>2-3 ①<br>K | B SL 86<br>S FF 91<br>B FF 91<br>B SL 82<br>F FF 91<br>F FF 88<br>F FF 92<br>F SI 88<br>B SL 83<br>4-2<br>17 G1-6-3<br>BB | | | | C CU 69<br>B SL 76<br>C CU 70<br>C SL 76<br>1-3 ①<br>K | H SI 91<br>1-0<br>17 1B<br>1-2<br>HBP | | 2 | 0 | 0 | 1 | 1 | 2 | 3 |
| 17 Mike Fontenot, L (1, 4)<br>OBP: 0.296, SLG: 0.373 | B FF 91<br>X SI 88<br>1-0 ③<br>FC4-6<br>1-2f | B SI 90<br>F SI 84<br>B SI 82<br>X SI 87<br>2-1<br>24 FC3-6<br>1-3<br>1B | X SI 90<br>0-0 ①②<br>G1-6-3<br>1-2f | | | | B SI 89<br>B CU 71<br>B CU 72<br>I IN 74<br>4-0<br>55 1B<br>IBB | C SI 92<br>B CU 79<br>X CU 78<br>1-1<br>1-2<br>2-H<br>1B | | 4 | 0 | 2 | 1 | 1 | 0 | 3 |
| 24 Bobby Scales, S (1, 7)<br>OBP: 0.322, SLG: 0.436<br>27 Sam Fuld, L (7, 7)<br>OBP: 0.398, SLG: 0.362 | | B SI 87<br>F FF 93<br>C SI 85<br>S FF 93<br>1-3 ①<br>K | B CU 79<br>B FF 92<br>X FF 91<br>2-0 ②<br>FC3-6<br>1-2f<br>3-H | C SI 90<br>B SI 87<br>X FF 92<br>1-1<br>2B | | | C SL 76<br>F SI 89<br>D CU 71<br>S CU 71<br>1-3 ②<br>K | X SI 92<br>0-0 ③<br>F9 | | 4<br>1 | 0<br>0 | 1<br>0 | 1<br>0 | 0<br>0 | 2<br>0 | 4<br>2 |
| 55 Koyie Hill, S (1, 2)<br>OBP: 0.319, SLG: 0.335 | | C SI 90<br>F SI 93<br>X CU 78<br>0-2<br>1 BB<br>2 1B<br>1B | 1 SAFE<br>X SL 90<br>0-0 ③<br>G4-3 | B CU 77<br>C FF 92<br>B CU 76<br>F<br>B FF 92<br>F SI 89<br>X CU 76<br>3-2 ③<br>F9 | | | X CH 80<br>0-0<br>1-3<br>2-H<br>3-H<br>1B | | S SI 93<br>B FF 94<br>C FF 93<br>S FF 95<br>1-3 ①<br>K | 5 | 1 | 2 | 2 | 0 | 1 | 2 |
| 38 Carlos Zambrano, S (1, 1)<br>OBP: 0.230, SLG: 0.467<br>43 John Grabow, L (7, 1)<br>63 Kevin Gregg, R (8, 1)<br>7 Aaron Miles, S (9, PH)<br>OBP: 0.222, SLG: 0.240<br>49 Carlos Marmol, R (9, 1) | | F FF 92<br>C SI 91<br>B SI 91<br>S CU 78<br>1-3 ②<br>K | | B SI 90<br>S SI 83<br>B FF 92<br>F SI 88<br>X CU 76<br>2-2 ①<br>F8 | | C SI 88<br>X CH 79<br>0-1 ①<br>G6-3 | F SL 77<br>B FF 89<br>S FF 88<br>F CU 69<br>B FF 88<br>D CU 72<br>F CU 71<br>S FF 89<br>3-3 ③<br>K | | F SI 94<br>F SI 95<br>B SI 95<br>F FF 95<br>X SL 89<br>1-2<br>1<br>G6-4-3<br>1B | 4<br>0<br>0<br>1<br>0 | 0<br>0<br>0<br>0<br>0 | 0<br>0<br>0<br>1<br>0 | 0<br>0<br>0<br>0<br>0 | 0<br>0<br>0<br>0<br>0 | 2<br>0<br>0<br>0<br>0 | 3<br>0<br>0<br>0<br>0 |
| Inning Stats | R: 1<br>E: 0<br>K: 0<br>S: 16<br>H: 1<br>LOB: 2<br>BB: 2<br>P: 30 | R: 1<br>E: 0<br>K: 2<br>S: 13<br>H: 2<br>LOB: 2<br>BB: 1<br>P: 19 | R: 1<br>E: 0<br>K: 1<br>S: 8<br>H: 1<br>LOB: 1<br>BB: 1<br>P: 18 | R: 0<br>E: 0<br>K: 0<br>S: 9<br>H: 0<br>LOB: 1<br>BB: 1<br>P: 17 | R: 1<br>E: 0<br>K: 0<br>S: 14<br>H: 2<br>LOB: 1<br>BB: 1<br>P: 24 | R: 0<br>E: 0<br>K: 1<br>S: 8<br>H: 0<br>LOB: 0<br>BB: 0<br>P: 11 | R: 2<br>E: 0<br>K: 3<br>S: 20<br>H: 3<br>LOB: 2<br>BB: 1<br>P: 32 | R: 2<br>E: 0<br>K: 0<br>S: 10<br>H: 3<br>LOB: 2<br>BB: 0<br>P: 14 | R: 0<br>E: 0<br>K: 1<br>S: 8<br>H: 1<br>LOB: 0<br>BB: 0<br>P: 10 | 1B: 10<br>2B: 2<br>3B: 0<br>HR: 1 | SF: 2<br>SAC: 0<br>DP: 2<br>HBP: 1 | | | WP: 0<br>PB: 0<br>SB: 1<br>CS: 0 | PA: 46 | |

| PITCHER | | IP | WLS | BF | H | R | ER | SO | BB | IBB | HBP | BLK | WP | HR | S | P | ERA | WHIP |
|---|---|---|---|---|---|---|---|---|---|---|---|---|---|---|---|---|---|---|
| 25 Kevin Hart, R<br>ERA: 4.86 | (1, 1) | 5.0 | L | 26 | 6 | 4 | 4 | 3 | 6 | 0 | 0 | 0 | 0 | 1 | 60 | 108 | 7.20 | 2.400 |
| 27 Jeff Karstens, R<br>ERA: 5.12 | (6, 1) | 2.0 | | 10 | 3 | 2 | 2 | 4 | 0 | 1 | 0 | 0 | 0 | 0 | 28 | 43 | 9.00 | 1.500 |
| 54 Denny Bautista, R<br>ERA: 5.19 | (8, 1) | 1.0 | | 7 | 3 | 2 | 2 | 0 | 0 | 0 | 1 | 0 | 0 | 0 | 10 | 14 | 18.00 | 3.000 |
| 55 Matt Capps, R<br>ERA: 5.89 | (9, 1) | 1.0 | | 3 | 1 | 0 | 0 | 1 | 0 | 0 | 0 | 0 | 0 | 0 | 8 | 10 | 0.00 | 1.000 |

| PITCHER | IP | WLS | BF | H | R | ER | SO | BB | IBB | HBP | BLK | WP | HR | S | P | ERA | WHIP |
|---|---|---|---|---|---|---|---|---|---|---|---|---|---|---|---|---|---|

# TOP

## Chicago Cubs @ Pittsburgh Pirates

PNC Park, Pittsburgh, PA

Wed Sep 09 2009, 12:35 PM EDT

Att. 10,899 - Partly Cloudy - 72 F

livebaseballscorecards.com

| | |
|---|---|
| AB | 36 |
| R | 8 |
| H | 13 |
| RBI | 8 |
| BB | 7 |
| SO | 8 |
| LOB | 24 |

# BOTTOM

| Batter | 1 | 2 | 3 | 4 | 5 | 6 | 7 | 8 | 9 | AB | R | H | RBI | BB | SO | LOB |
|---|---|---|---|---|---|---|---|---|---|---|---|---|---|---|---|---|
| 22 Andrew McCutchen, R (1, 8)<br>OBP: 0.356, SLG: 0.471 | C FS 84<br>B FS 83<br>C FF 87<br>F FS 82<br>B FF 88<br>B FS 84<br>B SI 92<br>4-2<br>BB | | C FF 88<br>B FF 88<br>F SI 88<br>B SI 92<br>F FF 93<br>F FF 90<br>X SI 93<br>2-2 ①<br>L7 | T SI 93<br>B FF 94<br>F SI 94<br>X FS 88<br>1-2<br>2-H<br>3-H<br>2B | | | S CH 83<br>X CH 82<br>0-1 ②<br>G5-3 | | B FF 94<br>C SL 84<br>F SL 84<br>S SL 84<br>1-3 ②<br>K | 4 | 0 | 1 | 2 | 1 | 1 | 0 |
| 24 Delwyn Young, S (1, 4)<br>OBP: 0.329, SLG: 0.386 | C SI 89<br>1 SAFE<br>B SI 87<br>F FF 88<br>S SL 80<br>1-3 ①<br>K | | C FF 92<br>B SI 91<br>B FC 90<br>B FF 92<br>B FF 90<br>4-1 ③<br>44 G1-3<br>46 1B<br>BB | B SI 93<br>D FS 86<br>B SI 90<br>2 SAFE<br>C FF 90<br>C SI 90<br>C FC 90<br>3-3 ③<br>K | | | C FF 89<br>F FF 90<br>B CH 82<br>B CH 83<br>X FF 90<br>2-2 ③<br>F9 | | C FF 94<br>C FF 95<br>B FF 94<br>X FF 94<br>1-2 ③<br>F8 | 4 | 0 | 0 | 0 | 1 | 2 | 2 |
| 46 Garrett Jones, L (1, 9)<br>OBP: 0.366, SLG: 0.607 | X SI 89<br>0-0 ②<br>F7 | | C SL 78<br>B SI 90<br>X FS 82<br>1-1 ③<br>44 G1-3<br>1-2<br>1B | | X FF 87<br>0-0 ①<br>P2 | | | C<br>F FC 84<br>F FF 91<br>C FF 90<br>0-3 ①<br>K | | 4 | 0 | 1 | 0 | 0 | 1 | 1 |
| 44 Brandon Moss, L (1, 7)<br>OBP: 0.307, SLG: 0.387 | C FF 88<br>B SL 78<br>B FF 90<br>S FF 88<br>C SI 92<br>2-3 ③<br>K | | X SI 90<br>0-0 ②<br>G1-3<br>1-2<br>2-3 | | C FF 86<br>F FS 79<br>C FF 90<br>0-3 ②<br>K | | | B CU 82<br>F FF 93<br>S CU 84<br>B FS 83<br>B FF 93<br>F FF 93<br>B FS 85<br>4-2<br>18 FC4-6<br>51 BB<br>5 HR<br>BB | | 3 | 1 | 0 | 0 | 1 | 2 | 3 |
| 51 Steve Pearce, R (1, 3)<br>OBP: 0.312, SLG: 0.392 | | C FF 88<br>B SL 80<br>B SL 78<br>C SI 91<br>B FC 90<br>B SI 91<br>4-2<br>5 1B<br>BB | F<br>C<br>B<br>S<br>1-3 ③<br>K | | F SI 90<br>X SL 81<br>0-1 ③<br>P2 | | | B FF 92<br>B FF 92<br>S FC 90<br>B FC 87<br>B FF 92<br>4-1<br>18 FC4-6<br>1-2<br>BB | | 2 | 0 | 0 | 0 | 2 | 1 | 2 |
| 18 Neil Walker, S (1, 5)<br>OBP: 0.267, SLG: 0.214 | | C SI 89<br>C SI 87<br>F FS 82<br>B FC 89<br>S FS 82<br>1-3 ①<br>K | | B FF 88<br>B SI 88<br>X SI 89<br>2-0<br>35 FC4-6<br>5 1B<br>22 2B<br>1B | | B SL 85<br>C SI 89<br>F FF 89<br>F FS 84<br>C FF 91<br>1-3 ①<br>K | | B FF 93<br>D CU 82<br>B FF 92<br>C FF 92<br>X FF 92<br>3-1 ②<br>FC4-6<br>5 HR<br>1-2f<br>2-3 | | 4 | 2 | 1 | 0 | 0 | 2 | 3 |
| 5 Ronny Cedeno, R (1, 6)<br>OBP: 0.260, SLG: 0.353 | | B FS 85<br>S FF 87<br>X SI 88<br>1-1<br>1-2<br>1B | | B SI 90<br>X SI 90<br>1-0<br>35 FC4-6<br>1-2<br>1B | | C SI 92<br>B CU 71<br>C SL 80<br>S FF 91<br>1-3 ②<br>K | | B CU 81<br>F FF 92<br>B FF 92<br>X FC 87<br>2-1<br>1-H<br>3-H<br>HR | | 4 | 1 | 3 | 3 | 0 | 1 | 0 |
| 35 Jason Jaramillo, S (1, 2)<br>OBP: 0.317, SLG: 0.372 | T FS 81<br>B SI 90<br>2 SAFE<br>B FS 84<br>F FF 91<br>F FF 92<br>B FF 92<br>X FF 91<br>3-2 ②<br>P4 | | X SI 91<br>0-0 ①<br>FC4-6<br>25 SH1-4<br>22 2B<br>1-2f<br>2-3 | | C SI 92<br>F FF 88<br>B FC 90<br>B FF 90<br>B SL 80<br>X FF 90<br>3-2 ③<br>F7 | | | C FF 93<br>C CU 83<br>C FF 93<br>0-3 ③<br>K | | 4 | 1 | 0 | 0 | 0 | 1 | 4 |
| 25 Kevin Hart, R (1, 1)<br>OBP: 0.304, SLG: 0.200<br>27 Jeff Karstens, R (6, 1)<br>OBP: 0.190, SLG: 0.056<br>5 Ramón Vázquez, L (7, PH)<br>OBP: 0.345, SLG: 0.289<br>54 Denny Bautista, R (8, 1)<br>55 Matt Capps, R (9, 1)<br>15 Andy LaRoche, R (9, PH)<br>OBP: 0.327, SLG: 0.369 | X SI 92<br>0-0 ③<br>G6-3 | | L FS 86<br>X FS 84<br>0-1 ②<br>SH1-4<br>1-2 | | | | B FF 88<br>B FF 89<br>C FF 88<br>F FF 89<br>X FF 89<br>2-2 ①<br>G6-3 | | B FF 94<br>F FF 94<br>X SL 84<br>1-1 ①<br>L7 | 1<br>0<br>1<br>0<br>0<br>1 | 0<br>0<br>0<br>0<br>0<br>0 | 0<br>0<br>0<br>0<br>0<br>0 | 0<br>0<br>0<br>0<br>0<br>0 | 0<br>0<br>1<br>0<br>0<br>0 | 0<br>0<br>0<br>0<br>0<br>0 | 2<br>0<br>0<br>0<br>0<br>0 |
| Inning Stats | R: 0<br>E: 0<br>K: 2<br>S: 10<br>H: 0<br>LOB: 1<br>BB: 1<br>P: 17 | R: 0<br>E: 0<br>K: 1<br>S: 13<br>H: 1<br>LOB: 2<br>BB: 1<br>P: 22 | R: 0<br>E: 0<br>K: 1<br>S: 12<br>H: 1<br>LOB: 2<br>BB: 1<br>P: 20 | R: 2<br>E: 0<br>K: 1<br>S: 11<br>H: 3<br>LOB: 1<br>BB: 0<br>P: 18 | R: 0<br>E: 0<br>K: 1<br>S: 6<br>H: 0<br>LOB: 0<br>BB: 0<br>P: 6 | R: 0<br>E: 0<br>K: 2<br>S: 10<br>H: 0<br>LOB: 0<br>BB: 0<br>P: 15 | R: 0<br>E: 0<br>K: 0<br>S: 8<br>H: 0<br>LOB: 0<br>BB: 0<br>P: 12 | R: 3<br>E: 0<br>K: 2<br>S: 15<br>H: 1<br>LOB: 0<br>BB: 2<br>P: 28 | R: 0<br>E: 0<br>K: 1<br>S: 8<br>H: 0<br>LOB: 0<br>BB: 0<br>P: 11 | 1B: 4<br>2B: 1<br>3B: 0<br>HR: 1 | SF: 0<br>SAC: 1<br>DP: 0<br>HBP: 0 | | | WP: 0<br>PB: 0<br>SB: 0<br>CS: 0 | PA: 38 | | |

| PITCHER | | IP | WLS | BF | H | R | ER | SO | BB | IBB | HBP | BLK | WP | HR | S | P | ERA | WHIP |
|---|---|---|---|---|---|---|---|---|---|---|---|---|---|---|---|---|---|---|
| 38 Carlos Zambrano, R<br>ERA: 3.77 | (1, 1) | 6.0 | W | 26 | 5 | 2 | 2 | 8 | 3 | 0 | 0 | 0 | 0 | 0 | 62 | 98 | 3.00 | 1.333 |
| 43 John Grabow, L<br>ERA: 2.95 | (7, 1) | 1.0 | | 3 | 0 | 0 | 0 | 0 | 0 | 0 | 0 | 0 | 0 | 0 | 8 | 12 | 0.00 | 0.000 |
| 63 Kevin Gregg, R<br>ERA: 4.92 | (8, 1) | 1.0 | | 6 | 1 | 3 | 3 | 2 | 2 | 0 | 0 | 0 | 0 | 1 | 15 | 28 | 27.00 | 3.000 |
| 49 Carlos Marmol, R<br>ERA: 3.29 | (9, 1) | 1.0 | S | 3 | 0 | 0 | 0 | 1 | 0 | 0 | 0 | 0 | 0 | 0 | 8 | 11 | 0.00 | 0.000 |

| PITCHER | IP | WLS | BF | H | R | ER | SO | BB | IBB | HBP | BLK | WP | HR | S | P | ERA | WHIP |
|---|---|---|---|---|---|---|---|---|---|---|---|---|---|---|---|---|---|

# Chicago Cubs @ Pittsburgh Pirates

PNC Park, Pittsburgh, PA

Wed Sep 09 2009, 12:35 PM EDT

Att. 10,899 - Partly Cloudy - 72 F

livebaseballscorecards.com

| | |
|---|---|
| AB | 32 |
| R | 5 |
| H | 6 |
| RBI | 5 |
| BB | 5 |
| SO | 11 |
| LOB | 17 |

| Batter | 1 | 2 | 3 | 4 | 5 | 6 | 7 | 8 | 9 | AB | R | H | RBI | BB | SO | LOB |
|---|---|---|---|---|---|---|---|---|---|---|---|---|---|---|---|---|
| 22 Andrew McCutchen, R (1, 8)<br>OBP: 0.352, SLG: 0.465 | S FF 95<br>F FF 94<br>B FF 95<br>S FF 96<br>1-3 ① K | | C FF 95<br>C FF 96<br>B SL 89<br>S SL 89<br>1-3 ③ K | | B FF 94<br>X SL 89<br>1-0 ② F3 | | | C<br>B CU 77<br>B CU 78<br>X FF 95<br>2-1 ① F9 | | 4 | 0 | 0 | 0 | 0 | 2 | 1 |
| 24 Delwyn Young, S (1, 4)<br>OBP: 0.331, SLG: 0.383 | C FF 95<br>B CH 88<br>X CH 87<br>1-1 ② G6-3 | | | B CH 86<br>S FF 93<br>X CH 88<br>1-1 ① F9 | B CH 87<br>B FF 94<br>D SL 87<br>B FF 94<br>4-0<br>1-2 BB | | | B CU 79<br>C FF 92<br>F FF 93<br>B SL 88<br>F CU 79<br>B FF 94<br>D SL 90<br>4-2<br>46<br>1B BB | | 2 | 0 | 0 | 0 | 2 | 0 | 0 |
| 46 Garrett Jones, L (1, 3)<br>OBP: 0.368, SLG: 0.609 | C FF 96<br>C FF 97<br>B FF 97<br>B FF 96<br>X CH 88<br>2-2 2B | | | B SL 88<br>B FF 95<br>C SL 88<br>X FF 94<br>2-1 ② F8 | B SL 87<br>C FF 94<br>F FF 94<br>B FF 95<br>X SL 88<br>2-2 ③ F9 | | | B FF 94<br>X CU 80<br>1-0<br>1-2<br>85<br>G4-6-3<br>1B | | 4 | 0 | 2 | 0 | 0 | 0 | 2 |
| 85 Lastings Milledge, R (1, 7)<br>OBP: 0.331, SLG: 0.372 | S SL 90<br>X FF 96<br>0-1 ③ F9 | | | B CH 88<br>B FF 94<br>S SL 88<br>X FF 95<br>2-1<br>41<br>1B 1B | | B SL 87<br>C FF 95<br>F FF 94<br>S FF 95<br>1-3 ① K | | C FF 94<br>C FF 95<br>X FF 94<br>0-2 ②<br>③ G4-6-3<br>1-2f | | 4 | 0 | 1 | 0 | 0 | 1 | 3 |
| 41 Ryan Doumit, S (1, 2)<br>OBP: 0.274, SLG: 0.406 | | B CH 88<br>B FF 94<br>X FF 94<br>2-0 ① F8 | | 1 SAFE<br>B SL 88<br>X CH 87<br>1-0<br>1-2 1B | | C FF 95<br>B FF 94<br>X CH 87<br>1-1<br>44<br>G4-6-3 1B | | | F FF 92<br>C CH 84<br>S SL 86<br>0-3 ① K | 4 | 0 | 2 | 0 | 0 | 1 | 0 |
| 44 Brandon Moss, L (1, 9)<br>OBP: 0.303, SLG: 0.382 | | C SL 89<br>B CH 86<br>X FF 95<br>1-1 ② F8 | | B FF 94<br>S SL 87<br>F FF 94<br>B FF 95<br>B FF 96<br>F SL 88<br>F CH 86<br>C SL 89<br>3-3 ③ K | | X FF 94<br>0-0 ②<br>③ G4-6-3<br>1-2f | | | F CH 84<br>B CH 84<br>B FF 92<br>B CH 82<br>F FF 92<br>S FF 93<br>3-3 ② K | 4 | 0 | 0 | 0 | 0 | 2 | 3 |
| 15 Andy LaRoche, R (1, 5)<br>OBP: 0.327, SLG: 0.375 | | C SL 90<br>F SL 88<br>X SL 88<br>0-2 ③ F9 | | | B FF 93<br>C FF 93<br>B CH 86<br>B SL 87<br>X FF 93<br>3-1 HR | | C SL 83<br>B SI 93<br>X SL 83<br>1-1 ① G6-3 | | C SL 83<br>C FF 94<br>C FF 95<br>0-3 ③ K | 4 | 1 | 1 | 1 | 0 | 1 | 0 |
| 5 Ronny Cedeno, R (1, 6)<br>OBP: 0.261, SLG: 0.352 | | | S SL 89<br>C FF 95<br>S SL 86<br>0-3 ① K2-3 | | S FF 94<br>X SL 87<br>0-1<br>24<br>BB 1B | | B SI 93<br>C SL 83<br>S SL 83<br>C SL 84<br>1-3 ② K | | | 3 | 0 | 1 | 0 | 0 | 2 | 0 |
| 37 Charlie Morton, R (1, 1)<br>OBP: 0.174, SLG: 0.174<br>18 Neil Walker, S (7, PH)<br>OBP: 0.250, SLG: 0.200<br>52 Joel Hanrahan, R (7, 1)<br>43 Jesse Chavez, R (7, 1)<br>56 Donnie Veal, L (8, 1) | | | B FF 93<br>C FF 94<br>S SL 89<br>S FF 96<br>1-3 ② K | | L FF 92<br>M SL 87<br>M FF 94<br>0-3 ① K | | B SI 88<br>F SI 90<br>B CH 84<br>B SI 89<br>X SI 90<br>3-1 ③ G4-3 | | | 2<br>1<br>0<br>0<br>0 | 0<br>0<br>0<br>0<br>0 | 0<br>0<br>0<br>0<br>0 | 0<br>0<br>0<br>0<br>0 | 0<br>0<br>0<br>0<br>0 | 2<br>0<br>0<br>0<br>0 | 1<br>0<br>0<br>0<br>0 |
| Inning Stats | R: 0<br>E: 0<br>K: 1<br>S: 10<br>H: 1<br>LOB: 1<br>BB: 0<br>P: 14 | R: 0<br>E: 0<br>K: 0<br>S: 6<br>H: 0<br>LOB: 0<br>BB: 0<br>P: 9 | R: 0<br>E: 0<br>K: 3<br>S: 9<br>H: 0<br>LOB: 0<br>BB: 0<br>P: 11 | R: 0<br>E: 0<br>K: 1<br>S: 12<br>H: 2<br>LOB: 2<br>BB: 0<br>P: 21 | R: 1<br>E: 0<br>K: 1<br>S: 11<br>H: 2<br>LOB: 2<br>BB: 1<br>P: 21 | R: 0<br>E: 0<br>K: 1<br>S: 6<br>H: 1<br>LOB: 0<br>BB: 0<br>P: 8 | R: 0<br>E: 0<br>K: 1<br>S: 7<br>H: 0<br>LOB: 0<br>BB: 0<br>P: 12 | R: 0<br>E: 0<br>K: 0<br>S: 9<br>H: 1<br>LOB: 1<br>BB: 1<br>P: 16 | R: 0<br>E: 0<br>K: 3<br>S: 9<br>H: 0<br>LOB: 0<br>BB: 0<br>P: 12 | 1B: 5<br>2B: 1<br>3B: 0<br>HR: 1<br>SF: 0<br>SAC: 0<br>DP: 2<br>HBP: 0 | | | | | | |

| PITCHER | | IP | WLS | BF | H | R | ER | SO | BB | IBB | HBP | BLK | WP | HR | S | P | ERA | WHIP |
|---|---|---|---|---|---|---|---|---|---|---|---|---|---|---|---|---|---|---|
| 20 Bud Norris, R<br>ERA: 5.44 | (1, 1) | 6.0 | W | 24 | 6 | 1 | 1 | 7 | 1 | 0 | 0 | 0 | 0 | 1 | 54 | 84 | 1.50 | 1.167 |
| 63 Sammy Gervacio, R<br>ERA: 0.73 | (7, 1) | 1.0 | H | 3 | 0 | 0 | 0 | 1 | 0 | 0 | 0 | 0 | 0 | 0 | 7 | 12 | 0.00 | 0.000 |
| 22 LaTroy Hawkins, R<br>ERA: 2.43 | (8, 1) | 1.0 | | 4 | 1 | 0 | 0 | 0 | 1 | 0 | 0 | 0 | 0 | 0 | 9 | 16 | 0.00 | 2.000 |
| 58 Yorman Bazardo, R<br>ERA: 9.0 | (9, 1) | 1.0 | | 3 | 0 | 0 | 0 | 3 | 0 | 0 | 0 | 0 | 0 | 0 | 9 | 12 | 0.00 | 0.000 |

| PITCHER | IP | WLS | BF | H | R | ER | SO | BB | IBB | HBP | BLK | WP | HR | S | P | ERA | WHIP |
|---|---|---|---|---|---|---|---|---|---|---|---|---|---|---|---|---|---|

# TOP

# Pittsburgh Pirates @ Houston Astros

## Minute Maid Park, Houston, TX

Fri Sep 11 2009, 7:05 PM CDT
Att. 31,302 - Roof Closed - 73 F

livebaseballscorecards.com

| | |
|---|---|
| AB | 32 |
| R | 1 |
| H | 7 |
| RBI | 1 |
| BB | 2 |
| SO | 11 |
| LOB | 10 |

| | | | | | | | | | | | | | | | | | | |
|---|---|---|---|---|---|---|---|---|---|---|---|---|---|---|---|---|---|---|
| PA: | 34 | WP: | 0 | | | | | | | | | | | | | | | |
| | | PB: | 0 | | | | | | | | | | | | | | | |
| | | SB: | 0 | | | | | | | | | | | | | | | |
| | | CS: | 0 | | | | | | | | | | | | | | | |

# BOTTOM

## Pittsburgh Pirates @ Houston Astros

Minute Maid Park, Houston, TX

Fri Sep 11 2009, 7:05 PM CDT

Att. 31,302 - Roof Closed - 73 F

livebaseballscorecards.com

| Batter | 1 | 2 | 3 | 4 | 5 | 6 | 7 | 8 | 9 | AB | R | H | RBI | BB | SO | LOB |
|---|---|---|---|---|---|---|---|---|---|---|---|---|---|---|---|---|
| 21 Michael Bourn, L (1, 8)<br>OBP: 0.367, SLG: 0.401 | M FF 90<br>S CH 81<br>F CH 81<br>C CU 78<br>0-3 ① K | | B CH 82<br>B CH 83<br>F FF 92<br>B CH 82<br>X FF 92<br>3-1<br>3 WP<br>3 1B 1B | | C CH 81<br>B FF 89<br>B FF 92<br>S FF 90<br>B CU 78<br>F FF 92<br>X FF 93<br>3-2 ③ G1-3 | | C CH 87<br>B CH 87<br>D CH 88<br>X CH 86<br>2-1 ② SF8<br>1-2<br>2-H<br>3-H | B FF 93<br>B FF 93<br>B FF 93<br>C FF 92<br>S FF 93<br>F FF 94<br>X FF 94<br>3-2 ③ L6 | | 4 | 1 | 1 | 1 | 0 | 1 | 2 |
| 3 Kazuo Matsui, S (1, 4)<br>OBP: 0.299, SLG: 0.341<br>18 Edwin Maysonet, R (9, 4)<br>OBP: 0.328, SLG: 0.371 | X FF 94<br>0-0 ② G6-3 | | C CH 80<br>1 SAFE<br>B CU 78<br>B CH 81<br>C FF 88<br>X CU 77<br>2-2<br>17 S<br>17 2B<br>1-H 1B | | | B FF 88<br>C CH 82<br>F FF 88<br>X FF 94<br>1-2<br>17 BB 1B | X FF 96<br>0-0<br>45 HR<br>2-H 2B | | | 4<br>0 | 2<br>0 | 3<br>0 | 2<br>0 | 0<br>0 | 0<br>0 | 0<br>0 |
| 17 Lance Berkman, S (1, 3)<br>OBP: 0.405, SLG: 0.508 | B FF 94<br>B CH 82<br>B FF 93<br>F FF 93<br>C FF 91<br>X CH 81<br>3-2<br>HR | | 1 SAFE<br>C FF 90<br>X CH 81<br>0-1<br>45 WP<br>1-H 2B | | | B SI 88<br>B CU 77<br>F FF 88<br>1 SAFE<br>B FF 93<br>B FF 89<br>4-1<br>10 G1-6-3<br>1-2 BB | I IN 78<br>I IN 76<br>I IN 76<br>I IN 79<br>4-0<br>45 HR IBB | | | 2 | 2 | 2 | 2 | 2 | 0 | 0 |
| 45 Carlos Lee, R (1, 7)<br>OBP: 0.353, SLG: 0.498<br>22 LaTroy Hawkins, R (8, 1)<br>55 Humberto Quintero, R (9, 2)<br>OBP: 0.280, SLG: 0.366 | B FF 95<br>B FF 93<br>C FF 93<br>B CH 81<br>X FF 93<br>3-1<br>③ G5-3 | | C CU 78<br>B CU 78<br>X CU 78<br>1-1<br>③ G6-3<br>2-3 | | | X FF 88<br>0-0 ① F5 | B FF 92<br>C FC 90<br>S FF 96<br>X FF 97<br>1-2<br>1-H<br>2-H HR | | | 4<br>0<br>0 | 1<br>0<br>0 | 1<br>0<br>0 | 3<br>0<br>0 | 0<br>0<br>0 | 0<br>0<br>0 | 3<br>0<br>0 |
| 10 Miguel Tejada, R (1, 6)<br>OBP: 0.331, SLG: 0.429<br>58 Yorman Bazardo, R (9, 1) | | B FF 93<br>B FF 93<br>B FF 90<br>B FF 92<br>4-0<br>9 G6-4-3<br>BB | | X FF 90<br>0-0<br>9 FC5-4<br>1B | | C CU 76<br>B FF 89<br>B SI 87<br>F FF 89<br>X FF 93<br>2-2 ②③ G1-6-3<br>1-2f | B FF 92<br>X FF 97<br>1-0 ③ G4-3 | | | 3<br>0 | 0<br>0 | 1<br>0 | 0<br>0 | 1<br>0 | 0<br>0 | 2<br>0 |
| 9 Hunter Pence, R (1, 9)<br>OBP: 0.353, SLG: 0.488 | | B CH 80<br>B FF 87<br>B FF 89<br>C FF 91<br>F FF 89<br>X FF 92<br>3-2 ①② G6-4-3<br>1-2f | | 1 SAFE<br>B FF 88<br>F FF 88<br>X FF 88<br>1-1 ①<br>FC5-4<br>23 CS<br>1-2f | | | C SL 84<br>B SL 85<br>S FF 97<br>X FF 95<br>1-2<br>4 BB<br>21 E 2B | B FF 94<br>C FF 94<br>F CU 78<br>S CU 81<br>1-3 ① K | | 4 | 1 | 1 | 0 | 0 | 1 | 2 |
| 23 Chris Johnson, R (1, 5)<br>OBP: 0.100, SLG: 0.100 | | C FF 93<br>B FF 88<br>B FF 92<br>S FF 91<br>B CU 79<br>C FF 94<br>3-3 ③ K | | 1 SAFE<br>B FF 88<br>B FF 89<br>F FF 88<br>1 SAFE<br>B FF 93<br>X FF 92<br>3-1 ②③ G5-3<br>1-2 | | | S SL 84<br>F SL 85<br>B FF 95<br>D SL 86<br>F SL 85<br>F FF 96<br>S SL 86<br>2-3 ① K | B FF 95<br>F FF 94<br>X FF 94<br>1-1 ② G6-3 | | 4 | 0 | 0 | 0 | 0 | 2 | 2 |
| 46 J.R. Towles, R (1, 2)<br>OBP: 0.263, SLG: 0.125<br>12 Tommy Manzella, R (8, PH)<br>OBP: 1.000, SLG: 1.000<br>(9, 6) | | | B FF 94<br>X FF 93<br>1-0 ① F9 | | X FF 92<br>0-0 ① G6-3 | | B SL 84<br>C SL 84<br>F FF 97<br>D SL 86<br>B FF 98<br>B SL 84<br>4-2<br>4 BB<br>21 SF8 BB | B FF 94<br>F FF 95<br>B FF 95<br>X FF 94<br>2-1<br>4 1B 1B | | 2<br>1 | 1<br>0 | 0<br>1 | 0<br>0 | 1<br>0 | 0<br>0 | 0<br>0 |
| 20 Bud Norris, R (1, 1)<br>OBP: 0.231, SLG: 0.167<br>63 Sammy Gervacio, R (7, 1)<br>4 Jason Michaels, R (7, PH)<br>OBP: 0.321, SLG: 0.447<br>(8, 7) | | | C FF 94<br>F FF 93<br>S FF 94<br>0-3 ② K2-3 | | B FF 93<br>C FF 92<br>B FF 91<br>C FF 92<br>X FF 92<br>2-2 ② G1-3 | | B SL 85<br>D SL 86<br>B FF 97<br>B FF 96<br>4-0<br>21 SF8<br>3 2B<br>1-2<br>2-3 BB | B CU 77<br>B FF 94<br>S FF 93<br>B FF 94<br>X FF 94<br>3-1<br>1-2 1B | | 2<br>0<br>1 | 0<br>0<br>1 | 0<br>0<br>1 | 0<br>0<br>0 | 0<br>0<br>1 | 1<br>0<br>0 | 0<br>0<br>0 |
| Inning Stats | R: 1<br>E: 0<br>K: 1<br>S: 10<br>H: 1<br>LOB: 0<br>BB: 0<br>P: 16 | R: 0<br>E: 0<br>K: 1<br>S: 6<br>H: 0<br>LOB: 0<br>BB: 1<br>P: 16 | R: 2<br>E: 0<br>K: 1<br>S: 13<br>H: 3<br>LOB: 1<br>BB: 0<br>P: 20 | R: 0<br>E: 0<br>K: 0<br>S: 5<br>H: 1<br>LOB: 0<br>BB: 0<br>P: 9 | R: 0<br>E: 0<br>K: 0<br>S: 8<br>H: 0<br>LOB: 0<br>BB: 0<br>P: 13 | R: 0<br>E: 0<br>K: 0<br>S: 8<br>H: 1<br>LOB: 1<br>BB: 1<br>P: 15 | R: 6<br>E: 0<br>K: 1<br>S: 17<br>H: 3<br>LOB: 0<br>BB: 3<br>P: 36 | R: 0<br>E: 0<br>K: 1<br>S: 13<br>H: 2<br>LOB: 2<br>BB: 0<br>P: 23 | | 1B: 6<br>2B: 3<br>3B: 0<br>HR: 2 | SF: 1<br>SAC: 0<br>DP: 2<br>HBP: 0 | | WP: 2<br>PB: 0<br>SB: 1<br>CS: 1 | PA: 37 | | |

| | AB | 31 |
|---|---|---|
| | R | 9 |
| | H | 11 |
| | RBI | 8 |
| | BB | 5 |
| | SO | 5 |
| | LOB | 11 |

| PITCHER | | IP | WLS | BF | H | R | ER | SO | BB | IBB | HBP | BLK | WP | HR | S | P | ERA | WHIP |
|---|---|---|---|---|---|---|---|---|---|---|---|---|---|---|---|---|---|---|
| 37 Charlie Morton, R<br>ERA: 5.35 | (1, 1) | 6.0 | L | 23 | 6 | 3 | 3 | 3 | 2 | 0 | 0 | 0 | 2 | 1 | 50 | 89 | 4.50 | 1.333 |
| 52 Joel Hanrahan, R<br>ERA: 5.16 | (7, 1) | 0.1 | | 4 | 1 | 3 | 0 | 1 | 2 | 0 | 0 | 0 | 0 | 0 | 10 | 21 | 0.00 | 9.000 |
| 43 Jesse Chavez, R<br>ERA: 4.17 | (7, 1) | 0.2 | | 5 | 2 | 3 | 0 | 0 | 0 | 1 | 0 | 0 | 0 | 1 | 7 | 15 | 0.00 | 3.000 |
| 56 Donnie Veal, L<br>ERA: 4.5 | (8, 1) | 1.0 | | 5 | 2 | 0 | 0 | 1 | 0 | 0 | 0 | 0 | 0 | 0 | 13 | 23 | 0.00 | 2.000 |

| PITCHER | IP | WLS | BF | H | R | ER | SO | BB | IBB | HBP | BLK | WP | HR | S | P | ERA | WHIP |
|---|---|---|---|---|---|---|---|---|---|---|---|---|---|---|---|---|---|

# Pittsburgh Pirates @ Houston Astros

Minute Maid Park, Houston, TX

Sat Sep 12 2009, 6:05 PM CDT
Att. 35,213 - Roof Closed - 73 F

livebaseballscorecards.com

| Batter | 1 | 2 | 3 | 4 | 5 | 6 | 7 | 8 | 9 | AB | R | H | RBI | BB | SO | LOB |
|---|---|---|---|---|---|---|---|---|---|---|---|---|---|---|---|---|
| 22 Andrew McCutchen, R (1, 8)<br>OBP: 0.348, SLG: 0.459 | C SI 86<br>C SI 87<br>B SI 88<br>F SI 87<br>B SI 89<br>B CH 80<br>F FF 87<br>F FF 88<br>X SI 89<br>3-2<br>F9 ① | | F SI 88<br>F SI 89<br>1 SAFE<br>B SI 88<br>1 SAFE<br>F FF 87<br>B FF 85<br>F SI 89<br>B FF 87<br>3-2<br>X SI 89<br>G6-3 ③ | | X CU 76<br>0-0<br>G3 ② | | B SI 93<br>X SI 93<br>1-0<br>B1-3 ① | | C FF 96<br>X FF 97<br>0-1<br>L9 ② | 5 | 0 | 0 | 0 | 0 | 0 | 2 |
| 15 Andy LaRoche, R (1, 5)<br>OBP: 0.326, SLG: 0.373 | B CU 76<br>X CU 76<br>1-0<br>G5-3 ② | | | X FC 82<br>0-0<br>G2-3 ① | B FF 83<br>B FF 84<br>C SI 84<br>F SI 89<br>F SI 90<br>B FC 84<br>X SI 89<br>3-2<br>46<br>1B<br>1B | | C CH 86<br>B SI 93<br>F CH 84<br>S CH 84<br>1-3<br>K ② | | S FF 97<br>F FF 97<br>F FF 98<br>B FS 86<br>X FF 98<br>1-2<br>P6 ③ | 5 | 0 | 1 | 1 | 0 | 1 | 0 |
| 46 Garrett Jones, L (1, 9)<br>(8, 3)<br>OBP: 0.366, SLG: 0.603 | B SI 88<br>X SI 88<br>1-0<br>F8 ③ | | | C SI 87<br>B FF 87<br>X SI 87<br>1-1<br>G4-3 ② | B SI 89<br>X SI 88<br>1-0<br>1-2<br>1B | | C CH 85<br>S CH 86<br>B FF 94<br>X CH 85<br>1-2<br>G4-3 ③ | | | 4 | 0 | 1 | 0 | 0 | 0 | 0 |
| 41 Ryan Doumit, S (1, 2)<br>OBP: 0.273, SLG: 0.401 | | B SI 87<br>B CH 80<br>X CH 79<br>2-0<br>G4-3 ① | | B SI 87<br>C FF 87<br>B FF 86<br>B SI 88<br>B SI 87<br>4-1<br>85<br>1B<br>51<br>1B<br>BB | B FF 88<br>F SI 88<br>F SI 88<br>F FF 89<br>B FF 88<br>B FF 84<br>F FC 84<br>S FC 83<br>3-3<br>K ③ | | | C<br>X<br>0-1<br>G3-1 ① | | 3 | 0 | 0 | 0 | 1 | 1 | 2 |
| 85 Lastings Milledge, R (1, 7)<br>OBP: 0.335, SLG: 0.375 | | C FC 82<br>X FC 83<br>0-1<br>F8 ② | | S FF 84<br>B FC 84<br>X SI 88<br>1-1<br>51<br>1B<br>1-2<br>1B | C FC 83<br>F SI 88<br>B FF 88<br>B FC 84<br>X SI 89<br>2-2<br>G6-3 ① | | | C<br>X SL 88<br>0-1<br>44<br>1B<br>1B | | 4 | 0 | 2 | 0 | 0 | 0 | 0 |
| 51 Steve Pearce, R (1, 3)<br>OBP: 0.313, SLG: 0.391<br>44 Brandon Moss, L (8, PH)<br>(8, 9)<br>OBP: 0.305, SLG: 0.384 | | C SI 88<br>B SI 88<br>X SI 88<br>1-1<br>G6-3 ③ | | C SI 88<br>X SI 89<br>0-1<br>1-2<br>2-H<br>1B | C SI 88<br>F SI 88<br>B SI 89<br>S FC 84<br>1-3<br>K ② | | | B<br>B<br>S<br>F<br>1 SAFE<br>X<br>2-2<br>1-2<br>1B | | 3<br>1 | 0<br>0 | 1<br>1 | 0<br>0 | 0<br>0 | 1<br>0 | 0<br>0 |
| 5 Ronny Cedeno, R (1, 6)<br>OBP: 0.264, SLG: 0.354 | | | C SI 87<br>F SI 87<br>B SI 88<br>F SI 89<br>S FF 84<br>1-3<br>K ① | | B SI 87<br>X SI 88<br>1-0<br>5<br>2B<br>1B | B FC 82<br>B SI 89<br>C SI 88<br>X SI 88<br>2-1<br>5<br>S<br>1B | | B<br>B<br>F FF 95<br>F FF 95<br>D CU 82<br>F FF 95<br>X FF 95<br>3-2<br>P3 ② | | 4 | 1 | 2 | 0 | 0 | 1 | 2 |
| 5 Ramón Vázquez, L (1, 4)<br>OBP: 0.353, SLG: 0.297 | | | C SI 88<br>B SI 88<br>F FF 87<br>B CU 78<br>B CH 81<br>B FF 88<br>4-2<br>BB | B SI 88<br>B SI 88<br>X SI 88<br>2-0<br>49<br>SH3-4<br>15<br>1B<br>1-H<br>2B | C CU 77<br>1 SAFE<br>B SI 88<br>I IN 70<br>I IN 73<br>I IN 75<br>4-1<br>1-2<br>IBB | | | B<br>F<br>F FF 95<br>X<br>1-2<br>G4-3 ③ | | 2 | 1 | 1 | 1 | 2 | 0 | 2 |
| 49 Ross Ohlendorf, R (1, 1)<br>OBP: 0.086, SLG: 0.070<br>52 Joel Hanrahan, R (7, 1)<br>43 Jesse Chavez, R (8, 1)<br>24 Delwyn Young, S (9, PH)<br>OBP: 0.330, SLG: 0.382 | | | C SI 87<br>M SI 87<br>B SI 88<br>L SI 87<br>1-3<br>K ② | | X SI 87<br>0-0<br>SH3-4 ①<br>2-3 | X SI 88<br>0-0<br>G1-3 ③ | | | X FF 96<br>0-0<br>G4-3 ① | 2<br>0<br>0<br>1 | 0<br>0<br>0<br>0 | 0<br>0<br>0<br>0 | 0<br>0<br>0<br>0 | 1<br>0<br>0<br>0 | 0<br>0<br>0<br>0 | 3<br>0<br>0<br>0 |
| Inning Stats | R: 0<br>E: 0<br>K: 0<br>S: 8<br>H: 0<br>LOB: 0<br>BB: 0<br>P: 13 | R: 0<br>E: 0<br>K: 0<br>S: 5<br>H: 0<br>LOB: 0<br>BB: 0<br>P: 8 | R: 0<br>E: 0<br>K: 2<br>S: 14<br>H: 0<br>LOB: 1<br>BB: 1<br>P: 23 | R: 0<br>E: 0<br>K: 0<br>S: 8<br>H: 2<br>LOB: 2<br>BB: 1<br>P: 14 | R: 2<br>E: 0<br>K: 1<br>S: 14<br>H: 4<br>LOB: 2<br>BB: 0<br>P: 24 | R: 0<br>E: 0<br>K: 1<br>S: 10<br>H: 1<br>LOB: 2<br>BB: 1<br>P: 19 | R: 0<br>E: 0<br>K: 1<br>S: 7<br>H: 0<br>LOB: 0<br>BB: 0<br>P: 10 | R: 0<br>E: 0<br>K: 0<br>S: 14<br>H: 2<br>LOB: 2<br>BB: 0<br>P: 20 | R: 0<br>E: 0<br>K: 0<br>S: 7<br>H: 0<br>LOB: 0<br>BB: 0<br>P: 8 | 1B: 8<br>2B: 1<br>3B: 0<br>HR: 0<br>SF: 0<br>SAC: 1<br>DP: 0<br>HBP: 0 | | | | | | |

| | AB | 34 |
|---|---|---|
| | R | 2 |
| | H | 9 |
| | RBI | 2 |
| | BB | 3 |
| | SO | 5 |
| | LOB | 11 |

WP: 0 PA: 38
PB: 0
SB: 1
CS: 0

| PITCHER | | IP | WLS | BF | H | R | ER | SO | BB | IBB | HBP | BLK | WP | HR | S | P | ERA | WHIP |
|---|---|---|---|---|---|---|---|---|---|---|---|---|---|---|---|---|---|---|
| 38 Brian Moehler, R<br>ERA: 5.01 | (1, 1) | 6.0 | | 27 | 7 | 2 | 2 | 4 | 2 | 1 | 0 | 0 | 0 | 0 | 59 | 101 | 3.00 | 1.500 |
| 47 Jeff Fulchino, R<br>ERA: 3.38 | (7, 1) | 1.0 | W | 3 | 0 | 0 | 0 | 1 | 0 | 0 | 0 | 0 | 0 | 0 | 7 | 10 | 0.00 | 0.000 |
| 22 LaTroy Hawkins, R<br>ERA: 2.38 | (8, 1) | 1.0 | H | 5 | 2 | 0 | 0 | 0 | 0 | 0 | 0 | 0 | 0 | 0 | 14 | 20 | 0.00 | 2.000 |
| 47 Jose Valverde, R<br>ERA: 1.88 | (9, 1) | 1.0 | S | 3 | 0 | 0 | 0 | 0 | 0 | 0 | 0 | 0 | 0 | 0 | 7 | 8 | 0.00 | 0.000 |

| PITCHER | IP | WLS | BF | H | R | ER | SO | BB | IBB | HBP | BLK | WP | HR | S | P | ERA | WHIP |
|---|---|---|---|---|---|---|---|---|---|---|---|---|---|---|---|---|---|

# BOTTOM

## Pittsburgh Pirates @ Houston Astros

Minute Maid Park, Houston, TX

Sat Sep 12 2009, 6:05 PM CDT
Att. 35,213 - Roof Closed - 73 F

livebaseballscorecards.com

| Batter | 1 | 2 | 3 | 4 | 5 | 6 | 7 | 8 | 9 | AB | R | H | RBI | BB | SO | LOB |
|---|---|---|---|---|---|---|---|---|---|---|---|---|---|---|---|---|
| 21 Michael Bourn, L (1, 8)<br>OBP: 0.364, SLG: 0.398 | B: C FF 92, F CH 82, X FF 94<br>1-2 ① G1-3 | | | C FF 91, B CH 82, B CH 84, X FF 93<br>2-1 ① L9 | | B: C CH 81, F FF 93, S SL 82<br>1-3 ② K | | X<br>0-0 ③ G3-1 | | 4 | 0 | 0 | 0 | 0 | 1 | 0 |
| 3 Kazuo Matsui, S (1, 4)<br>OBP: 0.299, SLG: 0.341 | C FF 93, B FF 94, X CH 84<br>1-1 ② L7 | | | X FF 92<br>0-0 17 F9 17 S 45 HR 1B | | C FF 94, B FF 94, X CH 82<br>1-1 ③ F8 | | | | 3 | 1 | 1 | 0 | 0 | 0 | 0 |
| 17 Lance Berkman, S (1, 3)<br>OBP: 0.405, SLG: 0.505 | F FF 93, C FF 95, B SL 85, B FF 95, B SL 83, X FF 93<br>3-2 ③ L7 | | | 1 SAFE, 1 SAFE, C FF 93, B SL 82, B FF 93, X SL 82<br>2-1 ② F9<br>1-3 | | | B FF 92, B FF 93, F FF 93, B FF 94, C FF 92, B FF 93<br>4-2 10 HR BB | | | 2 | 1 | 0 | 0 | 1 | 0 | 1 |
| 45 Carlos Lee, R (1, 7)<br>OBP: 0.353, SLG: 0.503 | | C FF 91, B FF 94, C FF 93, X SL 83<br>1-2 ① P3 | | C SL 82, X SL 82<br>0-1 3-H HR | | | **B FF 92, B FF 92, B FF 93**, 1 SAFE, C FF 92, C FF 92, 1 SAFE, X FF 92<br>3-2 ① F8 | | | 3 | 1 | 1 | 2 | 0 | 0 | 1 |
| 10 Miguel Tejada, R (1, 6)<br>OBP: 0.331, SLG: 0.434 | | X FF 94<br>0-0 ② G5-3 | | B FF 95, S FF 94, F FF 94, B SL 82, B FF 94, X FF 93<br>3-2 ③ G5-3 | | | **1 SAFE, 1 SAFE**, C FF 92, F FF 93, 1 SAFE, X FF 93<br>0-2 1-H HR | | | 3 | 1 | 1 | 2 | 0 | 0 | 0 |
| 9 Hunter Pence, R (1, 9)<br>OBP: 0.353, SLG: 0.487 | | S FF 94, F FF 93, D SL 83, F SL 84, B FF 94, B FF 95, X FF 94<br>3-2 ③ G5-3 | | | B FF 91, C FF 90, X FF 92<br>1-1 ① G3 | | B SL 83, F FF 92, X FF 93<br>1-1 8 CS 1B | | | 3 | 0 | 1 | 0 | 0 | 0 | 0 |
| 8 Jeff Keppinger, R (1, 5)<br>OBP: 0.327, SLG: 0.383 | | C FF 91, B FF 93, X FF 92<br>1-1 ① F9 | | | C FF 91, F SL 81, B SL 81, F FF 92, F SL 82, S SL 82<br>1-3 ② K | | P PO 85, F FF 95, X FF 95<br>1-1 ② ③ G6-3<br>1-2 | | | 3 | 0 | 0 | 0 | 0 | 1 | 1 |
| 41 Chris Coste, R (1, 2)<br>OBP: 0.307, SLG: 0.318 | | X FF 92<br>0-0 ② F7 | | | X FF 92<br>0-0 ③ G5-3 | | | B FF 95, X<br>1-0 ① G5-3 | | 3 | 0 | 0 | 0 | 0 | 0 | 0 |
| 38 Brian Moehler, R (1, 1)<br>OBP: 0.050, SLG: 0.026<br>2 Darin Erstad, L (6, PH)<br>OBP: 0.281, SLG: 0.347<br>47 Jeff Fulchino, R (7, 1)<br>OBP: 0.333, SLG: 0.667<br>22 LaTroy Hawkins, R (8, 1)<br>4 Jason Michaels, R (8, PH)<br>OBP: 0.319, SLG: 0.444<br>47 Jose Valverde, R (9, 1) | | C FF 91, S FF 92, C FF 94<br>0-3 ③ K | | | | F FF 91, B FF 93, F FF 93, X FF 93<br>1-2 ① F7 | | C SL 85, S FC 87, X FC 87<br>0-2 ② G6-3 | | 1<br>1<br>0<br>0<br>1<br>0 | 0<br>0<br>0<br>0<br>0<br>0 | 0<br>0<br>0<br>0<br>0<br>0 | 0<br>0<br>0<br>0<br>0<br>0 | 0<br>0<br>0<br>0<br>0<br>0 | 1<br>0<br>0<br>0<br>0<br>0 | 0<br>0<br>0<br>0<br>0<br>0 |
| Inning Stats | R: 0 E: 0 K: 0 S: 8 H: 0 LOB: 0 BB: 0 P: 13 | R: 0 E: 0 K: 0 S: 8 H: 0 LOB: 0 BB: 0 P: 12 | R: 0 E: 0 K: 1 S: 6 H: 0 LOB: 0 BB: 0 P: 7 | R: 2 E: 0 K: 0 S: 10 H: 2 LOB: 0 BB: 0 P: 17 | R: 0 E: 0 K: 1 S: 8 H: 0 LOB: 0 BB: 0 P: 10 | R: 0 E: 0 K: 1 S: 8 H: 0 LOB: 0 BB: 0 P: 11 | R: 2 E: 0 K: 0 S: 13 H: 2 LOB: 0 BB: 1 P: 21 | R: 0 E: 0 K: 0 S: 5 H: 0 LOB: 0 BB: 0 P: 6 | | 1B: 2 2B: 0 3B: 0 HR: 2 | SF: 0 SAC: 0 DP: 0 HBP: 0 | | | | | |

| | AB | 27 |
|---|---|---|
| | R | 4 |
| | H | 4 |
| | RBI | 4 |
| | BB | 1 |
| | SO | 3 |
| | LOB | 3 |

WP: 0 PB: 0 SB: 1 CS: 1 PA: 28

| PITCHER | | IP | WLS | BF | H | R | ER | SO | BB | IBB | HBP | BLK | WP | HR | S | P | ERA | WHIP |
|---|---|---|---|---|---|---|---|---|---|---|---|---|---|---|---|---|---|---|
| 49 Ross Ohlendorf, R<br>ERA: 4.03 | (1, 1) | 6.1 | L | 24 | 4 | 4 | 4 | 3 | 1 | 0 | 0 | 0 | 0 | 2 | 58 | 88 | 5.68 | 0.789 |
| 52 Joel Hanrahan, R<br>ERA: 5.1 | (7, 1) | 0.2 | | 1 | 0 | 0 | 0 | 0 | 0 | 0 | 0 | 0 | 0 | 0 | 3 | 3 | 0.00 | 0.000 |
| 43 Jesse Chavez, R<br>ERA: 4.1 | (8, 1) | 1.0 | | 3 | 0 | 0 | 0 | 0 | 0 | 0 | 0 | 0 | 0 | 0 | 5 | 6 | 0.00 | 0.000 |

| PITCHER | IP | WLS | BF | H | R | ER | SO | BB | IBB | HBP | BLK | WP | HR | S | P | ERA | WHIP |
|---|---|---|---|---|---|---|---|---|---|---|---|---|---|---|---|---|---|

| Batter | 1 | 2 | 3 | 4 | 5 | 6 | 7 | 8 | 9 | AB | R | H | RBI | BB | SO | LOB |
|---|---|---|---|---|---|---|---|---|---|---|---|---|---|---|---|---|
| 22 Andrew McCutchen, R (1, 8)<br>OBP: 0.347, SLG: 0.459 | X SI 95<br>0-0<br>15 G4-3<br>46 1B<br>2B | | M CH 84<br>B FF 96<br>B SI 95<br>X FF 96<br>2-1 ①<br>F9 | | B SL 86<br>C SL 83<br>X FF 94<br>1-1 ①<br>L9 | | C SL 83<br>S SL 83<br>C SL 84<br>0-3 ②<br>K | | | 4 | 1 | 1 | 0 | 0 | 1 | 2 |
| 15 Andy LaRoche, R (1, 5)<br>OBP: 0.325, SLG: 0.372 | B FF 95<br>B FF 94<br>X FF 95<br>2-0 ①<br>G4-3<br>2-3 | | C FF 96<br>F CH 83<br>B FF 97<br>D SL 88<br>B SL 88<br>F FF 96<br>X FF 95<br>3-2<br>1B | | B FF 94<br>B FF 94<br>X FF 94<br>2-0 ②<br>F8 | | B SL 84<br>C SL 84<br>S SL 84<br>X<br>1-2 ③<br>G6-3 | | | 4 | 0 | 1 | 0 | 0 | 0 | 3 |
| 46 Garrett Jones, L (1, 3)<br>OBP: 0.368, SLG: 0.600 | B SL 84<br>B SL 86<br>B FF 94<br>C FF 95<br>S SL 87<br>X SL 88<br>3-2<br>41 1B<br>3-H<br>1B | | S FF 94<br>T FF 95<br>S CH 88<br>0-3 ②<br>K | | S FF 95<br>B<br>S FF 94<br>F FF 96<br>B SL 86<br>F FF 94<br>B SI 96<br>B SL 87<br>4-2<br>41 PO<br>BB | | | C SL 82<br>F FF 90<br>B FF 86<br>X SL 82<br>1-2 ①<br>G5-3 | | 3 | 0 | 1 | 1 | 1 | 1 | 1 |
| 41 Ryan Doumit, S (1, 2)<br>OBP: 0.277, SLG: 0.416 | C FF 95<br>X FF 95<br>0-1<br>1-2<br>1B | | B FF 95<br>1 SAFE<br>B CU 76<br>S SL 86<br>C FF 96<br>B SL 88<br>X SL 88<br>3-2 ③<br>F7 | | 1 SAFE<br>0-0 ③<br>PO<br>1-2 | C KC 78<br>S SL 83<br>S KC 79<br>0-3 ①<br>K | | B SL 82<br>B SL 80<br>C SL 82<br>X CH 82<br>2-1<br>HR | | 4 | 1 | 2 | 1 | 0 | 1 | 1 |
| 44 Brandon Moss, L (1, 9)<br>OBP: 0.305, SLG: 0.383 | C CU 76<br>S SL 88<br>D SL 87<br>B CH 88<br>F SL 88<br>B FF 97<br>S SL 88<br>3-3 ②<br>K | | | B FF 93<br>B SL 84<br>B FF 94<br>C FF 93<br>T FF 95<br>F FF 96<br>X FF 95<br>3-2<br>85 1B<br>1B | | X KC 79<br>0-0 ②<br>G4-3 | | C SL 83<br>X SL 83<br>0-1 ②<br>F8 | | 4 | 0 | 1 | 0 | 0 | 1 | 2 |
| 85 Lastings Milledge, R (1, 7)<br>OBP: 0.333, SLG: 0.372 | C SL 87<br>F FF 95<br>B SI 96<br>B SL 86<br>B SL 89<br>X SL 88<br>3-2 ③<br>F8 | | | B FF 95<br>S FF 95<br>1 SAFE<br>X FF 95<br>1-1<br>1-2<br>1B | | X FF 91<br>0-0 ③<br>F9 | | C FF 91<br>B SL 83<br>B SI 91<br>F SL 82<br>X SL 83<br>2-2 ③<br>P5 | | 4 | 0 | 1 | 0 | 0 | 0 | 2 |
| 5 Ronny Cedeno, R (1, 6)<br>OBP: 0.264, SLG: 0.353 | | S FF 93<br>F FF 95<br>B CH 86<br>X FF 94<br>1-2 ①<br>G5-3 | | B SL 83<br>C FF 93<br>F<br>B SL 88<br>F FF 94<br>C FF 94<br>2-3 ①<br>K | | | B FC 84<br>C FC 83<br>X FC 86<br>1-1<br>28 SH1-4<br>5 BB<br>1B | | F SI 92<br>X FF 94<br>0-1 ①<br>G4-3 | 4 | 0 | 1 | 0 | 0 | 1 | 2 |
| 5 Ramón Vázquez, L (1, 4)<br>OBP: 0.355, SLG: 0.298 | | C CU 76<br>F FF 96<br>S SL 87<br>0-3 ②<br>K | | B SL 87<br>B FF 94<br>S CH 86<br>C FF 94<br>S SL 87<br>2-3 ②<br>K | | | 1 SAFE<br>B SI 87<br>B SI 89<br>B FF 88<br>B FF 90<br>4-0<br>28 SH1-4<br>1-2<br>BB | | B FF 93<br>X SI 93<br>1-0<br>24 G4-3<br>1B | 3 | 0 | 1 | 0 | 1 | 2 | 2 |
| 28 Paul Maholm, L (1, 1)<br>OBP: 0.121, SLG: 0.145<br>24 Delwyn Young, S (9, PH)<br>OBP: 0.329, SLG: 0.381<br>55 Matt Capps, R (9, 1) | | C FF 94<br>C CU 76<br>B SL 85<br>B FF 94<br>S FF 94<br>2-3 ③<br>K | | C SL 86<br>S FF 95<br>S FF 96<br>0-3 ③<br>K | | | B FF 86<br>B FF 87<br>X FC 87<br>2-0 ①<br>SH1-4<br>1-2<br>2-3 | | C SI 93<br>B<br>F CH 86<br>B SL 85<br>X CH 85<br>2-2 ②③<br>G4-3<br>1-2 | 2<br>1<br>0 | 0<br>0<br>0 | 0<br>0<br>0 | 0<br>0<br>0 | 0<br>0<br>0 | 2<br>0<br>0 | 2<br>1<br>0 |
| Inning Stats | R: 1 H: 3<br>E: 0 LOB: 2<br>K: 1 BB: 0<br>S: 14 P: 25 | R: 0 H: 0<br>E: 0 LOB: 0<br>K: 2 BB: 0<br>S: 9 P: 12 | R: 0 H: 1<br>E: 0 LOB: 1<br>K: 1 BB: 0<br>S: 12 P: 20 | R: 0 H: 2<br>E: 0 LOB: 2<br>K: 3 BB: 0<br>S: 16 P: 24 | R: 0 H: 0<br>E: 0 LOB: 0<br>K: 0 BB: 1<br>S: 7 P: 14 | R: 0 H: 0<br>E: 0 LOB: 0<br>K: 1 BB: 0<br>S: 5 P: 5 | R: 0 H: 1<br>E: 0 LOB: 2<br>K: 1 BB: 1<br>S: 9 P: 17 | R: 1 H: 1<br>E: 0 LOB: 0<br>K: 0 BB: 0<br>S: 10 P: 15 | R: 0 H: 1<br>E: 0 LOB: 1<br>K: 0 BB: 0<br>S: 6 P: 9 | 1B: 7<br>2B: 1<br>3B: 0<br>HR: 1 | SF: 0<br>SAC: 1<br>DP: 0<br>HBP: 0 | | | | | |

| PITCHER | IP | WLS | BF | H | R | ER | SO | BB | IBB | HBP | BLK | WP | HR | S | P | ERA | WHIP |
|---|---|---|---|---|---|---|---|---|---|---|---|---|---|---|---|---|---|
| 52 Felipe Paulino, R (1, 1)<br>ERA: 6.06 | 5.0 | L | 21 | 6 | 1 | 1 | 7 | 1 | 0 | 0 | 0 | 0 | 0 | 58 | 95 | 1.80 | 1.400 |
| 53 Wesley Wright, L (6, 1)<br>ERA: 5.35 | 1.0 | | 3 | 0 | 0 | 0 | 1 | 0 | 0 | 0 | 0 | 0 | 0 | 5 | 5 | 0.00 | 0.000 |
| 26 Doug Brocail, R (7, 1)<br>ERA: 3.86 | 0.1 | | 3 | 1 | 0 | 0 | 0 | 1 | 0 | 0 | 0 | 0 | 0 | 3 | 10 | 0.00 | 6.000 |
| 63 Sammy Gervacio, R (7, 1)<br>ERA: 0.69 | 0.2 | | 2 | 0 | 0 | 0 | 1 | 0 | 0 | 0 | 0 | 0 | 0 | 6 | 7 | 0.00 | 0.000 |
| 48 Tim Byrdak, L (8, 1)<br>ERA: 2.87 | 1.0 | | 4 | 1 | 1 | 1 | 0 | 0 | 0 | 0 | 0 | 0 | 1 | 10 | 15 | 9.00 | 1.000 |

| PITCHER | IP | WLS | BF | H | R | ER | SO | BB | IBB | HBP | BLK | WP | HR | S | P | ERA | WHIP |
|---|---|---|---|---|---|---|---|---|---|---|---|---|---|---|---|---|---|
| 47 Jeff Fulchino, R (9, 1)<br>ERA: 3.33 | 1.0 | | 3 | 1 | 0 | 0 | 0 | 0 | 0 | 0 | 0 | 0 | 0 | 6 | 9 | 0.00 | 1.000 |

# TOP

## Pittsburgh Pirates @ Houston Astros

Minute Maid Park, Houston, TX

Sun Sep 13 2009, 1:05 PM CDT
Att. 34,405 - Roof Closed - 73 F

livebaseballscorecards.com

| | |
|---|---|
| AB | 33 |
| R | 2 |
| H | 9 |
| RBI | 2 |
| BB | 2 |
| SO | 9 |
| LOB | 18 |

# Pittsburgh Pirates @ Houston Astros

Minute Maid Park, Houston, TX

Sun Sep 13 2009, 1:05 PM CDT

Att. 34,405 - Roof Closed - 73 F

livebaseballscorecards.com

## BOTTOM

| Batter | 1 | 2 | 3 | 4 | 5 | 6 | 7 | 8 | 9 | AB | R | H | RBI | BB | SO | LOB |
|---|---|---|---|---|---|---|---|---|---|---|---|---|---|---|---|---|
| 21 Michael Bourn, L (1, 8)<br>OBP: 0.365, SLG: 0.400 | B FF 89<br>S FF 88<br>B SL 82<br>B FF 89<br>C SI 89<br>F SI 87<br>B FF 90<br>4-2<br>17 G1-3 17 S BB | | B CU 74<br>C FF 90<br>S SL 82<br>S SL 83<br>1-3 ③ K | | | 1 SAFE<br>L FF 90<br>B CU 75<br>C SI 90<br>C SL 80<br>1-3 ① K | | C SL 84<br>S SL 83<br>B SL 81<br>X CU 76<br>1-2 2B | | 3 | 0 | 1 | 0 | 1 | 2 | 1 |
| 3 Kazuo Matsui, S (1, 4)<br>OBP: 0.299, SLG: 0.340<br>47 Jeff Fulchino, R (9, 1)<br>OBP: 0.333, SLG: 0.667 | B FF 89<br>C CH 84<br>B FF 90<br>X CH 84<br>2-1 ① F9 | | | C FF 88<br>X CU 73<br>0-1 ① G6-3 | | B CH 85<br>1 SAFE<br>C CH 85<br>F CU 76<br>F FF 91<br>X CU 76<br>1-2<br>17 FC6-4<br>1-2 1B | | B CH 85<br>F FF 90<br>X FF 91<br>1-1 ③ F8 | | 4<br>0 | 0<br>0 | 1<br>0 | 0<br>0 | 0<br>0 | 0<br>0 | 2<br>0 |
| 17 Lance Berkman, S (1, 3)<br>OBP: 0.404, SLG: 0.510 | F CU 72<br>C FF 90<br>D CU 74<br>B FF 90<br>X CH 84<br>2-2 ② G1-3<br>1-3 | | | X CH 83<br>0-0 ② F9 | | B FF 86<br>X FF 90<br>1-0 ② FC6-4<br>1-2f<br>2-3 | | | B FF 94<br>B SI 93<br>X FF 95<br>2-0 HR | 4 | 1 | 1 | 1 | 0 | 0 | 3 |
| 45 Carlos Lee, R (1, 7)<br>OBP: 0.353, SLG: 0.501<br>12 Tommy Manzella, R (9, PR)<br>OBP: 1.000, SLG: 1.000 | C FF 89<br>B FF 89<br>F CH 83<br>X FF 91<br>1-2 ③ F8 | | | C CH 83<br>B FF 90<br>B CH 83<br>B CH 85<br>X FF 90<br>3-1 ③ F8 | | X FC 85<br>0-0 ③ L5 | | | S SL 84<br>X SL 85<br>0-1 9 G1-6-3 1B | 4<br>0 | 0<br>0 | 1<br>0 | 0<br>0 | 0<br>0 | 0<br>0 | 3<br>0 |
| 10 Miguel Tejada, R (1, 6)<br>OBP: 0.332, SLG: 0.434 | | C FF 88<br>B FF 90<br>F FF 87<br>F CU 69<br>X FF 90<br>1-2 ① G1-3 | | | X FF 88<br>0-0 23 G6-3 9 G6-3 1B | | X CU 72<br>0-0 9 G5-4-3 1B | | 1 SAFE<br>C SL 89<br>X SI 95<br>0-1 ① P6 | 4 | 0 | 2 | 0 | 0 | 0 | 1 |
| 9 Hunter Pence, R (1, 9)<br>OBP: 0.351, SLG: 0.483 | | C FF 89<br>B EP 67<br>X FF 90<br>1-1 ② F7 | | | X CH 84<br>0-0 ① G6-3<br>1-2 | | F CH 84<br>B CH 85<br>X CU 76<br>1-1 ①② G5-4-3<br>1-2f | | 1 SAFE<br>C FF 91<br>X SL 87<br>0-1 ②③ G1-6-3<br>1-2f | 4 | 0 | 0 | 0 | 0 | 0 | 3 |
| 23 Chris Johnson, R (1, 5)<br>OBP: 0.077, SLG: 0.077 | | C FF 89<br>X FF 90<br>0-1 ③ G1-3 | | | B CU 74<br>C CU 74<br>F FF 90<br>X FF 91<br>1-2 ② G6-3<br>2-3 | | B CU 73<br>C FF 91<br>B FF 90<br>X SI 90<br>2-1 ③ G1-3 | | | 3 | 0 | 0 | 0 | 0 | 0 | 1 |
| 55 Humberto Quintero, R (1, 2)<br>OBP: 0.283, SLG: 0.368<br>8 Jeff Keppinger, R (8, PH)<br>OBP: 0.329, SLG: 0.386<br>(9, 4) | | | X SI 88<br>0-0 ① 1B | | C CU 76<br>S CU 77<br>X CU 77<br>0-2 ③ G6-3 | | | X FF 87<br>0-0 27 G5-4-3 1B | | 2<br>1 | 0<br>0 | 1<br>1 | 0<br>0 | 0<br>0 | 0<br>0 | 1<br>0 |
| 52 Felipe Paulino, R (1, 1)<br>OBP: 0.050, SLG: 0.050<br>53 Wesley Wright, R (6, 1)<br>OBP: 0.333, SLG: 0.333<br>4 Jason Michaels, R (6, PH)<br>OBP: 0.324, SLG: 0.444<br>26 Doug Brocail, L (7, 1)<br>63 Sammy Gervacio, R (7, 1)<br>48 Tim Byrdak, L (8, 1)<br>27 Geoff Blum, S (8, PH)<br>OBP: 0.325, SLG: 0.380<br>41 Chris Coste, R (9, 2)<br>OBP: 0.307, SLG: 0.318 | | | S FF 88<br>C FF 90<br>X CU 74<br>0-2 ② G4-3 | | | C CU 72<br>B CU 75<br>B CH 84<br>F FF 90<br>B SL 83<br>F FF 91<br>B FF 90<br>4-2<br>17 FC6-4 3 1B BB | | C CH 83<br>D CH 84<br>B CU 75<br>B FF 90<br>X FF 90<br>3-1 ①② G5-4-3<br>1-2f | | 1<br>0<br>0<br>0<br>0<br>0<br>0<br>1<br>0 | 0<br>0<br>0<br>0<br>0<br>0<br>0<br>0<br>0 | 0<br>0<br>0<br>0<br>1<br>0<br>0<br>0<br>0 | 0<br>0<br>0<br>0<br>0<br>0<br>0<br>0<br>0 | 0<br>0<br>0<br>0<br>0<br>0<br>0<br>0<br>0 | 0<br>0<br>0<br>0<br>0<br>0<br>0<br>1<br>0 | 0<br>0<br>0<br>0<br>0<br>0<br>0<br>1<br>0 |
| Inning Stats | R: 0<br>E: 0<br>K: 0<br>S: 11<br>H: 0<br>LOB: 1<br>BB: 1<br>P: 20 | R: 0<br>E: 0<br>K: 0<br>S: 8<br>H: 0<br>LOB: 0<br>BB: 0<br>P: 10 | R: 0<br>E: 0<br>K: 1<br>S: 7<br>H: 1<br>LOB: 0<br>BB: 0<br>P: 8 | R: 0<br>E: 0<br>K: 0<br>S: 5<br>H: 0<br>LOB: 0<br>BB: 0<br>P: 8 | R: 0<br>E: 0<br>K: 0<br>S: 8<br>H: 1<br>LOB: 1<br>BB: 0<br>P: 9 | R: 0<br>E: 0<br>K: 1<br>S: 12<br>H: 1<br>LOB: 2<br>BB: 1<br>P: 19 | R: 0<br>E: 0<br>K: 0<br>S: 5<br>H: 1<br>LOB: 0<br>BB: 0<br>P: 8 | R: 0<br>E: 0<br>K: 0<br>S: 8<br>H: 2<br>LOB: 1<br>BB: 0<br>P: 13 | R: 1<br>E: 0<br>K: 0<br>S: 7<br>H: 2<br>LOB: 1<br>BB: 0<br>P: 9 | 1B: 6<br>2B: 1<br>3B: 0<br>HR: 1 | SF: 0<br>SAC: 0<br>DP: 3<br>HBP: 0 | | WP: 0<br>PB: 0<br>SB: 1<br>CS: 0 | PA: 33 | | |

| AB | 31 |
|---|---|
| R | 1 |
| H | 8 |
| RBI | 1 |
| BB | 2 |
| SO | 2 |
| LOB | 16 |

| PITCHER | | IP | WLS | BF | H | R | ER | SO | BB | IBB | HBP | BLK | WP | HR | S | P | ERA | WHIP |
|---|---|---|---|---|---|---|---|---|---|---|---|---|---|---|---|---|---|---|
| 28 Paul Maholm, L<br>ERA: 4.51 | (1, 1) | 8.0 | W | 29 | 6 | 0 | 0 | 2 | 2 | 0 | 0 | 0 | 0 | 0 | 64 | 95 | 0.00 | 1.000 |
| 55 Matt Capps, R<br>ERA: 5.96 | (9, 1) | 1.0 | S | 4 | 2 | 1 | 1 | 0 | 0 | 0 | 0 | 0 | 0 | 1 | 7 | 9 | 9.00 | 2.000 |

| PITCHER | IP | WLS | BF | H | R | ER | SO | BB | IBB | HBP | BLK | WP | HR | S | P | ERA | WHIP |
|---|---|---|---|---|---|---|---|---|---|---|---|---|---|---|---|---|---|

| Batter | 1 | 2 | 3 | 4 | 5 | 6 | 7 | 8 | 9 | AB | R | H | RBI | BB | SO | LOB |
|---|---|---|---|---|---|---|---|---|---|---|---|---|---|---|---|---|
| 22 Andrew McCutchen, R (1, 8)<br>OBP: 0.348, SLG: 0.458 | X SI 90<br>0-0<br>46 G4-3<br>15 BB<br>1B | | C SL 85<br>F CU 76<br>B SI 88<br>B SL 86<br>B FF 91<br>F SL 87<br>F SI 91<br>F SI 90<br>F FF 91<br>4-2<br>B SI 90<br>41 L4<br>15 1B<br>BB | | C FF 90<br>X CU 75<br>0-1 ①<br>G6-3 | | B FF 95<br>F FF 94<br>B CH 86<br>B FF 95<br>S FF 94<br>X FF 96<br>3-2 ②<br>P3 | | | 3 | 0 | 1 | 0 | 1 | 0 | 0 |
| 15 Andy LaRoche, R (1, 5)<br>OBP: 0.328, SLG: 0.374 | 1 SAFE<br>B FF 89<br>C SL 86<br>1 SAFE<br>1 SAFE<br>S SI 90<br>1 SAFE<br>D FF 87<br>F SI 89<br>4-2<br>D CH 79<br>B FF 90<br>46 G4-3<br>1-2<br>BB | | C SI 90<br>B SI 90<br>1 SAFE<br>1 SAFE<br>X SL 86<br>1-1<br>1-2<br>1B | | C FF 89<br>C SI 90<br>B SI 89<br>B FF 90<br>X FF 91<br>2-2<br>46 2B<br>41 G5-3<br>1B | | B FF 96<br>F FF 95<br>F CH 86<br>S FF 97<br>1-3 ③<br>K | | | 3 | 1 | 2 | 0 | 1 | 1 | 0 |
| 46 Garrett Jones, L (1, 3)<br>OBP: 0.367, SLG: 0.598 | F CU 75<br>X FF 90<br>0-1 ①<br>G4-3<br>1-2<br>2-3 | | S SI 90<br>S SI 90<br>B SI 90<br>F CU 78<br>S FF 90<br>1-3 ①<br>K | | B SI 90<br>B SI 90<br>X SI 90<br>2-0<br>85 WP<br>1-3<br>2B | | | F FF 91<br>B FF 90<br>F FF 90<br>B SL 78<br>B FC 78<br>F FF 91<br>F FF 90<br>C FF 92<br>3-3 ①<br>K | | 4 | 0 | 1 | 0 | 0 | 2 | 4 |
| 41 Ryan Doumit, S (1, 2)<br>OBP: 0.276, SLG: 0.410 | B SI 90<br>D SL 79<br>B FF 88<br>B SI 90<br>4-0<br>BB | | B SI 89<br>X SI 90<br>1-0 ②<br>③<br>L4<br>2-2 | | F CU 77<br>B FF 90<br>S FF 91<br>B FF 90<br>F CU 76<br>D SI 90<br>X CU 78<br>3-2 ②<br>G5-3<br>3-H | | | X FF 91<br>0-0 ②<br>F7 | | 3 | 0 | 0 | 1 | 1 | 0 | 3 |
| 85 Lastings Milledge, R (1, 7)<br>OBP: 0.326, SLG: 0.363 | B SL 88<br>F SI 91<br>X SI 90<br>1-1 ②<br>F4 | | | F FF 89<br>X SL 87<br>0-1 ①<br>F8 | D CU 77<br>B CU 75<br>B SI 90<br>S SL 84<br>F SI 90<br>F SL 85<br>X SL 86<br>3-2 ③<br>F9<br>2-3 | | | C SL 74<br>B FF 92<br>F FF 91<br>F SL 74<br>X FF 90<br>1-2 ③<br>G4-3 | | 4 | 0 | 0 | 0 | 0 | 0 | 4 |
| 44 Brandon Moss, L (1, 9)<br>OBP: 0.301, SLG: 0.378 | C SI 91<br>F SL 80<br>F CU 78<br>B FF 89<br>D CU 78<br>S FF 92<br>2-3 ③<br>K | | | C CU 76<br>C SI 89<br>B FF 90<br>F FF 91<br>B CU 78<br>F CU 79<br>S SI 91<br>2-3 ②<br>K | | C SI 88<br>B CU 75<br>B CU 75<br>F FF 89<br>X CU 76<br>2-2 ①<br>G4-3 | | | B FF 98<br>F FF 98<br>F FF 97<br>F FF 101<br>S SL 90<br>1-3 ①<br>K | 4 | 0 | 0 | 0 | 0 | 3 | 3 |
| 5 Ronny Cedeno, R (1, 6)<br>OBP: 0.264, SLG: 0.352 | | C FF 89<br>X CU 76<br>0-1 ①<br>G5-3 | | F FF 90<br>C FF 91<br>B SI 89<br>X CU 78<br>1-2<br>5 2B<br>1B | | C FF 90<br>X SL 84<br>0-1 ②<br>L4 | | | T FF 98<br>F FF 100<br>F FF 98<br>X SL 91<br>0-2 ②<br>G5-3 | 4 | 1 | 1 | 0 | 0 | 0 | 0 |
| 5 Ramón Vázquez, L (1, 4)<br>OBP: 0.353, SLG: 0.302 | | C SI 89<br>B SI 90<br>F SI 89<br>F FF 89<br>B FF 89<br>X SI 91<br>2-2 ②<br>G5-3 | | F SI 89<br>S CU 75<br>D CU 77<br>1 SAFE<br>D CU 77<br>F SI 89<br>X SI 88<br>2-2<br>1-H<br>2B | | C SI 89<br>C FF 90<br>X FF 90<br>0-2 ③<br>G3-1 | | | F FF 97<br>X FF 98<br>0-1 ③<br>G4-3 | 4 | 0 | 1 | 1 | 0 | 0 | 0 |
| 34 Daniel McCutchen, R (1, 1)<br>OBP: 0.167, SLG: 0.167<br>27 Jeff Karstens, R (6, 1)<br>OBP: 0.190, SLG: 0.056<br>32 Phil Dumatrait, R (6, 1)<br>51 Steve Pearce, R (7, PH)<br>OBP: 0.310, SLG: 0.388<br>58 Steven Jackson, R (7, 1)<br>54 Denny Bautista, R (8, 1)<br>34 Chris Bootcheck, R (8, 1) | | B FF 90<br>C SI 90<br>X SI 90<br>1-1 ③<br>G4-3 | | B FF 89<br>M SI 90<br>S SI 91<br>F SI 92<br>X CU 76<br>1-2 ③<br>G5-3 | | | C FF 95<br>F SI 85<br>F FF 95<br>B FF 95<br>B FF 94<br>X FF 95<br>2-2 ①<br>P4 | | 2<br>0<br>0<br>1<br>0<br>0<br>0 | 0<br>0<br>0<br>0<br>0<br>0<br>0 | 0<br>0<br>0<br>0<br>0<br>0<br>0 | 0<br>0<br>0<br>0<br>0<br>0<br>0 | 0<br>0<br>0<br>0<br>0<br>0<br>0 | 0<br>0<br>0<br>0<br>0<br>0<br>0 | 1<br>0<br>0<br>0<br>0<br>0<br>0 |
| Inning Stats | R: 0<br>E: 0<br>K: 1<br>S: 12<br>H: 1<br>LOB: 3<br>BB: 2<br>P: 23 | R: 0<br>E: 0<br>K: 0<br>S: 8<br>H: 0<br>LOB: 0<br>BB: 0<br>P: 11 | R: 0<br>E: 0<br>K: 1<br>S: 13<br>H: 1<br>LOB: 1<br>BB: 1<br>P: 20 | R: 1<br>E: 0<br>K: 1<br>S: 18<br>H: 2<br>LOB: 1<br>BB: 0<br>P: 24 | R: 1<br>E: 0<br>K: 0<br>S: 14<br>H: 2<br>LOB: 1<br>BB: 0<br>P: 24 | R: 0<br>E: 0<br>K: 0<br>S: 8<br>H: 0<br>LOB: 0<br>BB: 0<br>P: 10 | R: 0<br>E: 0<br>K: 1<br>S: 10<br>H: 0<br>LOB: 0<br>BB: 0<br>P: 16 | R: 0<br>E: 0<br>K: 1<br>S: 10<br>H: 0<br>LOB: 0<br>BB: 0<br>P: 14 | R: 0<br>E: 0<br>K: 1<br>S: 10<br>H: 0<br>LOB: 0<br>BB: 0<br>P: 11 | 1B: 4<br>2B: 3<br>3B: 0<br>HR: 0 | SF: 0<br>SAC: 0<br>DP: 1<br>HBP: 0 | | | WP: 1<br>PB: 0<br>SB: 0<br>CS: 0 | PA: 35 | | |

| PITCHER | | IP | WLS | BF | H | R | ER | SO | BB | IBB | HBP | BLK | WP | HR | S | P | ERA | WHIP |
|---|---|---|---|---|---|---|---|---|---|---|---|---|---|---|---|---|---|---|
| 21 Jon Garland, R<br>ERA: 4.19 | (1, 1) | 6.0 | W | 26 | 6 | 2 | 2 | 3 | 3 | 0 | 0 | 0 | 1 | 0 | 73 | 112 | 3.00 | 1.500 |
| 56 Hung-Chih Kuo, L<br>ERA: 2.55 | (7, 1) | 1.0 | H | 3 | 0 | 0 | 0 | 1 | 0 | 0 | 0 | 0 | 0 | 0 | 10 | 16 | 0.00 | 0.000 |
| 52 George Sherrill, L<br>ERA: 1.76 | (8, 1) | 1.0 | H | 3 | 0 | 0 | 0 | 1 | 0 | 0 | 0 | 0 | 0 | 0 | 10 | 14 | 0.00 | 0.000 |
| 51 Jonathan Broxton, R<br>ERA: 2.49 | (9, 1) | 1.0 | | 3 | 0 | 0 | 0 | 1 | 0 | 0 | 0 | 0 | 0 | 0 | 10 | 11 | 0.00 | 0.000 |

| PITCHER | IP | WLS | BF | H | R | ER | SO | BB | IBB | HBP | BLK | WP | HR | S | P | ERA | WHIP |
|---|---|---|---|---|---|---|---|---|---|---|---|---|---|---|---|---|---|

# TOP

## Pittsburgh Pirates @ Los Angeles Dodgers

Dodger Stadium, Los Angeles, CA

Mon Sep 14 2009, 7:10 PM PDT

Att. 42,045 - Partly Cloudy - 69 F

livebaseballscorecards.com

| | |
|---|---|
| AB | 32 |
| R | 2 |
| H | 6 |
| RBI | 2 |
| BB | 3 |
| SO | 6 |
| LOB | 15 |

# BOTTOM

| Batter | 1 | 2 | 3 | 4 | 5 | 6 | 7 | 8 | 9 | AB | R | H | RBI | BB | SO | LOB |
|---|---|---|---|---|---|---|---|---|---|---|---|---|---|---|---|---|
| 15 Rafael Furcal, S (1, 6)<br>OBP: 0.320, SLG: 0.351 | C FF 92<br>F CH 84<br>X CH 84<br>0-2<br>27 S<br>99 2B<br>1B | B CH 83<br>S FF 92<br>F FF 92<br>F FF 93<br>F FF 92<br>B SL 82<br>F FF 92<br>X SL 84<br>2-2 ③<br>G3 | | | X SL 80<br>0-0 ①<br>F8 | C SL 79<br>B SI 92<br>C SL 80<br>B SI 91<br>F SI 93<br>B CH 81<br>X SI 92<br>3-2 ③<br>G6-3 | | B FF 94<br>S FF 95<br>B FF 94<br>F FF 94<br>X FF 96<br>2-2 ③<br>P6 | | 5 | 1 | 1 | 0 | 0 | 0 | 5 |
| 27 Matt Kemp, R (1, 8)<br>OBP: 0.362, SLG: 0.499 | B FF 92<br>B CH 81<br>1 SAFE<br>1 SAFE<br>S CH 82<br>B CH 82<br>B FF 92<br>4-1<br>99 2B<br>1-2<br>BB | | F FF 90<br>B FF 91<br>C CH 83<br>X SL 84<br>1-2 ①<br>G5-3 | | B FF 90<br>F CH 81<br>F SI 90<br>B CH 82<br>X FF 91<br>2-2<br>16 S<br>16 HR<br>1B | | C SI 91<br>S SL 84<br>B SL 84<br>S CH 84<br>1-3 ①<br>K | | | 3 | 1 | 1 | 0 | 1 | 1 | 0 |
| 16 Andre Ethier, L (1, 9)<br>OBP: 0.365, SLG: 0.526 | B FF 92<br>D CH 82<br>X FF 92<br>2-0 ①<br>F8 | | B FF 92<br>C FF 92<br>F CH 85<br>X SI 92<br>1-2 ②<br>F9 | | 1 SAFE<br>B FF 88<br>X CH 81<br>1-0<br>1-H<br>HR | | B SI 91<br>F SI 90<br>B FF 90<br>X FF 90<br>2-1 ②<br>F8 | | | 4 | 1 | 1 | 2 | 0 | 0 | 2 |
| 99 Manny Ramirez, R (1, 7)<br>OBP: 0.424, SLG: 0.561<br>9 Juan Pierre, L (9, 7)<br>OBP: 0.374, SLG: 0.388 | D CH 82<br>B FF 93<br>F FF 91<br>X CH 83<br>2-1 ②<br>1-H<br>2-H<br>2B | | B FF 92<br>B FF 90<br>B FF 91<br>C FF 92<br>F FF 92<br>X FF 92<br>3-2 ③<br>F8 | | B FF 91<br>X FF 91<br>1-0 ②<br>G5-3 | | X FF 91<br>0-0 ③<br>F8 | | | 4<br>0 | 0<br>0 | 1<br>0 | 1<br>0 | 0<br>0 | 0<br>0 | 0<br>0 |
| 7 James Loney, L (1, 3)<br>OBP: 0.359, SLG: 0.406 | X SI 92<br>0-0 ③<br>P6 | | | B FF 91<br>B FF 91<br>F FF 91<br>B FF 92<br>B FF 90<br>4-1<br>55 1B<br>23 HBP<br>13 G6-3<br>BB | X FF 90<br>0-0 ③<br>F7 | | | C FF 93<br>C SI 95<br>B CU 81<br>F CU 81<br>F CU 81<br>F FF 93<br>F SI 92<br>X FF 94<br>1-2<br>23 WP<br>1B | | 3 | 1 | 1 | 0 | 1 | 0 | 1 |
| 23 Casey Blake, R (1, 5)<br>OBP: 0.364, SLG: 0.468 | | B FF 91<br>C FF 92<br>B SL 84<br>F FF 93<br>X FF 93<br>2-2<br>13 2B<br>1B | | B SL 82<br>C FF 89<br>F SL 82<br>F FF 92<br>F CH 82<br>H FF 90<br>2-2<br>13 G6-3<br>55 1B<br>1-2<br>HBP | | C CU 70<br>B SI 88<br>X CU 75<br>1-1<br>13 2B<br>1B | | B SI 93<br>B CU 81<br>F SI 94<br>F FF 93<br>F FF 94<br>B SI 95<br>B FF 94<br>4-2 ①<br>55 2B<br>13 1B<br>1-2<br>BB | | 2 | 2 | 2 | 0 | 1 | 0 | 0 |
| 55 Russell Martin, R (1, 2)<br>OBP: 0.358, SLG: 0.338 | | 1 SAFE<br>D SL 82<br>F FF 90<br>B FF 92<br>B FF 91<br>X FF 92<br>3-1 ①<br>P6 | | X SI 91<br>0-0<br>13 G6-3<br>1-2<br>2-3<br>1B | B SI 90<br>B CH 80<br>B SI 88<br>C SI 89<br>1 SAFE<br>C SI 88<br>F SI 88<br>X SI 90<br>3-2 ①<br>P4 | | | C FF 94<br>F FF 94<br>B CU 81<br>B CU 81<br>X CU 81<br>2-2<br>13 1B<br>1-3<br>2B | | 4 | 0 | 2 | 0 | 0 | 0 | 2 |
| 13 Orlando Hudson, S (1, 4)<br>OBP: 0.357, SLG: 0.421 | | B FF 91<br>C FF 91<br>X CH 81<br>1-1<br>1-3<br>2B | | C CH 82<br>B FF 91<br>X FF 89<br>1-1 ①<br>②<br>G6-3<br>1-2f<br>2-3<br>3-H | B CU 70<br>F FF 89<br>X CH 80<br>1-1<br>5 F9<br>1-H<br>2B | | | B FF 94<br>C SI 96<br>B CU 82<br>F FF 96<br>X FF 95<br>2-2<br>2-3<br>3-H<br>1B | | 4 | 0 | 3 | 2 | 0 | 0 | 2 |
| 21 Jon Garland, R (1, 1)<br>OBP: 0.108, SLG: 0.094<br>26 Doug Mientkiewicz, L (6, PH)<br>OBP: 0.364, SLG: 0.400<br>5 Mark Loretta, R (6, PH)<br>OBP: 0.306, SLG: 0.356<br>56 Hung-Chih Kuo, L (7, 1)<br>52 George Sherrill, L (8, 1)<br>25 Jim Thome, L (8, PH)<br>OBP: 0.371, SLG: 0.490<br>51 Jonathan Broxton, R (9, 1) | | S SL 82<br>D SL 84<br>X SL 84<br>1-1 ②<br>G5-3 | | B SL 83<br>C FF 90<br>C FF 92<br>S SL 82<br>1-3 ③<br>K | | B SI 92<br>X SI 93<br>1-0 ②<br>F9<br>2-3 | | S FF 95<br>F FF 96<br>B FF 96<br>B FF 95<br>F FF 96<br>S FF 95<br>2-3 ②<br>K | | 2<br>0<br>1<br>0<br>0<br>1<br>0 | 0<br>0<br>0<br>0<br>0<br>0<br>0 | 0<br>0<br>0<br>0<br>0<br>0<br>0 | 0<br>0<br>0<br>0<br>0<br>0<br>0 | 1<br>0<br>0<br>0<br>0<br>1<br>0 | 3<br>0<br>1<br>0<br>0<br>2<br>0 | |
| Inning Stats | R: 1<br>E: 0<br>K: 0<br>S: 8<br>H: 2<br>LOB: 1<br>BB: 1<br>P: 16 | R: 0<br>E: 0<br>K: 0<br>S: 15<br>H: 2<br>LOB: 2<br>BB: 0<br>P: 24 | R: 0<br>E: 0<br>K: 0<br>S: 9<br>H: 0<br>LOB: 0<br>BB: 0<br>P: 14 | R: 1<br>E: 0<br>K: 1<br>S: 11<br>H: 1<br>LOB: 1<br>BB: 1<br>P: 19 | R: 2<br>E: 0<br>K: 0<br>S: 7<br>H: 2<br>LOB: 0<br>BB: 0<br>P: 11 | R: 1<br>E: 0<br>K: 0<br>S: 13<br>H: 2<br>LOB: 1<br>BB: 0<br>P: 22 | R: 0<br>E: 0<br>K: 1<br>S: 6<br>H: 0<br>LOB: 0<br>BB: 0<br>P: 9 | R: 1<br>E: 0<br>K: 1<br>S: 23<br>H: 3<br>LOB: 2<br>BB: 1<br>P: 36 | | 1B: 7<br>2B: 4<br>3B: 0<br>HR: 1<br>SF: 0<br>SAC: 0<br>DP: 1<br>HBP: 1 | | | WP: 1<br>PB: 0<br>SB: 2<br>CS: 0<br>PA: 37 | | |

| PITCHER | | IP | WLS | BF | H | R | ER | SO | BB | IBB | HBP | BLK | WP | HR | S | P | ERA | WHIP |
|---|---|---|---|---|---|---|---|---|---|---|---|---|---|---|---|---|---|---|
| 34 Daniel McCutchen, R<br>ERA: 5.5 | (1, 1) | 5.0 | L | 23 | 7 | 4 | 4 | 1 | 2 | 0 | 1 | 0 | 0 | 1 | 50 | 84 | 7.20 | 1.800 |
| 27 Jeff Karstens, R<br>ERA: 5.19 | (6, 1) | 0.1 | | 3 | 2 | 1 | 1 | 0 | 0 | 0 | 0 | 0 | 0 | 0 | 8 | 13 | 27.00 | 6.000 |
| 32 Phil Dumatrait, L<br>ERA: 9.53 | (6, 1) | 0.2 | | 2 | 0 | 0 | 0 | 0 | 0 | 0 | 0 | 0 | 0 | 0 | 5 | 9 | 0.00 | 0.000 |
| 58 Steven Jackson, R<br>ERA: 3.71 | (7, 1) | 1.0 | | 3 | 0 | 0 | 0 | 1 | 0 | 0 | 0 | 0 | 0 | 0 | 6 | 9 | 0.00 | 0.000 |
| 54 Denny Bautista, R<br>ERA: 6.0 | (8, 1) | 0.1 | | 4 | 3 | 1 | 1 | 0 | 1 | 0 | 0 | 0 | 1 | 0 | 16 | 25 | 27.00 | 12.000 |

| PITCHER | | IP | WLS | BF | H | R | ER | SO | BB | IBB | HBP | BLK | WP | HR | S | P | ERA | WHIP |
|---|---|---|---|---|---|---|---|---|---|---|---|---|---|---|---|---|---|---|
| 34 Chris Bootcheck, R<br>ERA: 11.57 | (8, 1) | 0.2 | | 2 | 0 | 0 | 0 | 1 | 0 | 0 | 0 | 0 | 0 | 0 | 7 | 11 | 0.00 | 0.000 |

# Pittsburgh Pirates @ Los Angeles Dodgers

Dodger Stadium, Los Angeles, CA

Mon Sep 14 2009, 7:10 PM PDT

Att. 42,045 - Partly Cloudy - 69 F

livebaseballscorecards.com

| | |
|---|---|
| AB | 33 |
| R | 6 |
| H | 12 |
| RBI | 5 |
| BB | 3 |
| SO | 3 |
| LOB | 18 |

| Batter | 1 | 2 | 3 | 4 | 5 | 6 | 7 | 8 | 9 | 10 | 11 | 12 | 13 | AB | R | H | RBI | BB | SO | LOB |
|---|---|---|---|---|---|---|---|---|---|---|---|---|---|---|---|---|---|---|---|---|
| 22 Andrew McCutchen, R (1, 8)<br>OBP: 0.345, SLG: 0.453 | C SI 90<br>X CU 67<br>0-1<br>F8 ① | B CH 79<br>F CH 79<br>X CU 68<br>1-1<br>F9 ③ | | | B SI 88<br>B CH 78<br>S CH 79<br>F CH 79<br>X FF 89<br>2-2<br>46 CS 15 BB<br>1B | | | B SI 91<br>X SI 92<br>1-0<br>G4-3 ① | | B CU 75<br>S FF 95<br>S FF 95<br>S FF 96<br>1-3<br>K ③ | | | S SI 95<br>X SI 96<br>0-1<br>E5<br>15 SH1-4<br>41 1B | 6 | 1 | 1 | 0 | 0 | 1 | 2 |
| 15 Andy LaRoche, R (1, 5)<br>OBP: 0.329, SLG: 0.373 | C SI 91<br>B SL 82<br>B SL 81<br>X FF 91<br>2-1<br>F9 ② | | B CU 66<br>X FF 89<br>1-0<br>F8 ① | | 1 SAFE<br>1 SAFE<br>B CU 66<br>D CU 68<br>B FF 88<br>B SI 87<br>4-0<br>46 CS<br>1-2<br>BB | | | B SI 93<br>C SI 92<br>B CU 79<br>X SI 94<br>2-1<br>G1-3 ② | | | X FF 93<br>0-0<br>46 G5-3<br>1B | | L SI 94<br>X SI 95<br>0-1<br>SH1-4<br>1-2 ① | 4 | 0 | 1 | 0 | 1 | 0 | 0 |
| 46 Garrett Jones, L (1, 9)<br>OBP: 0.362, SLG: 0.587 | C FF 90<br>B FF 90<br>F FF 90<br>F SL 82<br>X SL 82<br>1-2<br>F7 ③ | | B CU 66<br>B FF 88<br>F FF 90<br>X SL 78<br>2-1<br>G4-3 ② | | B FF 90<br>B SL 81<br>C SL 80<br>F SL 82<br>S FF 91<br>2-3<br>K ② ③<br>1-2<br>2-3 | | | B FF 89<br>F FF 91<br>B FF 90<br>F FC 92<br>B FC 90<br>F SL 78<br>X FC 91<br>3-2<br>P6 ③ | | | B SI 92<br>X CH 76<br>1-0<br>G5-3 ①<br>1-2 | | I IN 82<br>I IN 81<br>I IN 82<br>I IN 84<br>4-0<br>41 1B<br>IBB | 5 | 0 | 0 | 0 | 1 | 1 | 3 |
| 41 Ryan Doumit, S (1, 2)<br>OBP: 0.282, SLG: 0.415 | | C SI 89<br>S SL 80<br>0-3<br>K ① | S SL 80<br>S SL 80<br>B SL 81<br>B FF 89<br>F SL 81<br>B FF 89<br>F SL 81<br>X SL 80<br>3-2<br>2B | | | B SI 88<br>C SI 88<br>B CU 65<br>C SL 80<br>B FF 89<br>F FF 90<br>S FF 90<br>3-3<br>K ① | | | C FF 97<br>S FF 98<br>B FF 97<br>F FF 99<br>F SL 91<br>C FF 98<br>1-3<br>K ① | | D CU 77<br>B CU 77<br>I IN 59<br>I IN 60<br>4-0<br>IBB | | F SI 95<br>X SI 96<br>0-1<br>1-2<br>2-H<br>1B | 5 | 0 | 2 | 1 | 1 | 3 | 0 |
| 85 Lastings Milledge, R (1, 7)<br>OBP: 0.321, SLG: 0.353 | | B SI 90<br>B SI 90<br>S SL 90<br>B CH 80<br>C CH 80<br>B FF 90<br>4-2<br>51 HR BB | X SL 80<br>0-0<br>F8 ③ | | | C CU 67<br>X CU 66<br>0-1<br>G5-3 ② | | | F FF 98<br>F FF 98<br>B FF 97<br>B SL 90<br>B SL 92<br>F FF 96<br>F FF 97<br>S SL 91<br>3-3<br>K ② | | B FF 94<br>X FF 94<br>1-0<br>P3 ② | | S SI 96<br>C SI 97<br>S SI 96<br>0-3<br>K ② | 5 | 1 | 0 | 0 | 1 | 2 | 5 |
| 51 Steve Pearce, R (1, 3)<br>OBP: 0.305, SLG: 0.400 | | 1 SAFE<br>X SI 89<br>0-0<br>1-H<br>HR | | C FF 88<br>C CU 66<br>X CU 67<br>0-2<br>G6-3 ① | | B CH 78<br>C SL 80<br>C CU 67<br>F SL 82<br>B CU 66<br>X CH 79<br>3-2<br>F8 ③ | | | F SL 98<br>S SL 90<br>F FF 99<br>B SL 91<br>B SL 89<br>B FF 98<br>F SL 91<br>C SL 91<br>3-3<br>K ③ | | C CH 77<br>F CU 78<br>D CU 80<br>S FF 94<br>1-3<br>K ③ | | S SI 96<br>B SI 94<br>C SI 98<br>S SI 96<br>1-3<br>K ③ | 6 | 1 | 1 | 2 | 0 | 3 | 4 |
| 5 Ronny Cedeno, R (1, 6)<br>OBP: 0.263, SLG: 0.352 | | B SI 89<br>F CH 80<br>B CU 67<br>X SI 90<br>2-1<br>36 G4-3<br>57 1B<br>2B | | C FF 88<br>X SL 80<br>0-1<br>G5-3 ② | | | C CU 66<br>X SL 80<br>0-1<br>G6-3 ① | | | C FF 94<br>C CU 75<br>X FF 94<br>0-2<br>F9 ① | | B FF 92<br>F FF 93<br>X CU 76<br>1-1<br>G6-3 ① | | 5 | 1 | 1 | 0 | 0 | 0 | 0 |
| 36 Luis Alfonso Cruz, R (1, 4)<br>OBP: 0.268, SLG: 0.194 | | B FF 90<br>X FF 89<br>1-0<br>G4-3 ②<br>2-3 | | C SI 88<br>X CU 66<br>0-1<br>F9 ③ | | | X SI 88<br>0-0<br>G4-3 ② | | | C<br>C FF 95<br>F CU 79<br>X FF 94<br>0-2<br>1B | | C FF 94<br>B FF 94<br>F FF 95<br>X CU 78<br>1-2<br>F7 ② | | 5 | 0 | 1 | 0 | 0 | 0 | 1 |
| 57 Zach Duke, L<br>43 Jesse Chavez, R<br>55 Matt Capps, R<br>44 Brandon Moss, L<br>52 Joel Hanrahan, R<br>5 Ramón Vázquez, L<br>58 Steven Jackson, R<br>34 Chris Bootcheck, R<br>32 Phil Dumatrait, R | | B SL 79<br>F FF 89<br>X SL 78<br>1-1<br>3-H<br>1B | | | B FF 87<br>C FF 88<br>S FF 88<br>S FF 88<br>1-3<br>K ① | | C FF 88<br>S CU 66<br>C FF 90<br>0-3<br>K ③ | | | F FF 94<br>S CU 78<br>B CU 78<br>C CU 78<br>1-3<br>K ② | | B FF 95<br>S FF 95<br>B FF 96<br>F FF 93<br>B CH 78<br>X FF 95<br>3-2<br>G6-3 ③ | | 3 0 1 1 0 2 0<br>0 0 0 0 0 0 0<br>0 0 0 0 0 0 0<br>1 0 0 0 0 1 1<br>0 0 0 0 0 0 0<br>1 0 0 0 0 0 0<br>0 0 0 0 0 0 0<br>0 0 0 0 0 0 0<br>0 0 0 0 0 0 0 | | | | | | |
| Inning Stats | R: 0<br>E: 0<br>K: 0<br>S: 8<br>H: 0<br>LOB: 0<br>BB: 0<br>P: 11 | R: 3<br>E: 0<br>K: 1<br>S: 13<br>H: 3<br>LOB: 1<br>BB: 1<br>P: 22 | R: 0<br>E: 0<br>K: 0<br>S: 9<br>H: 1<br>LOB: 1<br>BB: 0<br>P: 15 | R: 0<br>E: 0<br>K: 0<br>S: 7<br>H: 0<br>LOB: 0<br>BB: 0<br>P: 7 | R: 0<br>E: 0<br>K: 2<br>S: 9<br>H: 1<br>LOB: 1<br>BB: 1<br>P: 18 | R: 0<br>E: 0<br>K: 1<br>S: 10<br>H: 0<br>LOB: 0<br>BB: 0<br>P: 16 | R: 0<br>E: 0<br>K: 1<br>S: 6<br>H: 0<br>LOB: 0<br>BB: 0<br>P: 6 | R: 0<br>E: 0<br>K: 0<br>S: 7<br>H: 0<br>LOB: 0<br>BB: 0<br>P: 13 | R: 0<br>E: 0<br>K: 3<br>S: 15<br>H: 0<br>LOB: 0<br>BB: 0<br>P: 22 | R: 0<br>E: 0<br>K: 2<br>S: 13<br>H: 1<br>LOB: 1<br>BB: 0<br>P: 15 | R: 0<br>E: 0<br>K: 1<br>S: 6<br>H: 1<br>LOB: 2<br>BB: 1<br>P: 13 | R: 0<br>E: 0<br>K: 0<br>S: 8<br>H: 0<br>LOB: 0<br>BB: 0<br>P: 13 | R: 1<br>E: 1<br>K: 2<br>S: 12<br>H: 1<br>LOB: 2<br>BB: 1<br>P: 17 | 1B: 5<br>2B: 2<br>3B: 0<br>HR: 1<br>SF: 0<br>SAC: 1<br>DP: 0<br>HBP: 0 | WP: 0<br>PB: 0<br>SB: 0<br>CS: 2 | PA: 51 | | | | | | |

| PITCHER | | IP | WLS | BF | H | R | ER | SO | BB | IBB | HBP | BLK | WP | HR | S | P | ERA | WHIP |
|---|---|---|---|---|---|---|---|---|---|---|---|---|---|---|---|---|---|---|
| 43 Randy Wolf, L<br>ERA: 3.24 | (1, 1) | 7.0 | | 27 | 5 | 3 | 3 | 5 | 2 | 0 | 0 | 0 | 0 | 1 | 62 | 95 | 3.86 | 1.000 |
| 38 Ramon Troncoso, R<br>ERA: 2.54 | (8, 1) | 0.2 | | 2 | 0 | 0 | 0 | 0 | 0 | 0 | 0 | 0 | 0 | 0 | 3 | 6 | 0.00 | 0.000 |
| 52 George Sherrill, L<br>ERA: 1.75 | (8, 1) | 0.1 | | 1 | 0 | 0 | 0 | 0 | 0 | 0 | 0 | 0 | 0 | 0 | 4 | 7 | 0.00 | 0.000 |
| 51 Jonathan Broxton, R<br>ERA: 2.45 | (9, 1) | 1.0 | | 3 | 0 | 0 | 0 | 3 | 0 | 0 | 0 | 0 | 0 | 0 | 15 | 22 | 0.00 | 0.000 |
| 31 James McDonald, R<br>ERA: 3.86 | (10, 1) | 3.0 | | 12 | 2 | 0 | 0 | 3 | 0 | 1 | 0 | 0 | 0 | 0 | 27 | 41 | 0.00 | 0.667 |

| PITCHER | | IP | WLS | BF | H | R | ER | SO | BB | IBB | HBP | BLK | WP | HR | S | P | ERA | WHIP |
|---|---|---|---|---|---|---|---|---|---|---|---|---|---|---|---|---|---|---|
| 54 Ronald Belisario, R<br>ERA: 1.96 | (13, 1) | 1.0 | W | 6 | 1 | 1 | 0 | 2 | 0 | 1 | 0 | 0 | 0 | 0 | 12 | 17 | 0.00 | 1.000 |

# TOP

## Pittsburgh Pirates @ Los Angeles Dodgers

Dodger Stadium, Los Angeles, CA

Tue Sep 15 2009, 7:10 PM PDT

Att. 52,562 - Clear - 73 F

livebaseballscorecards.com

| | |
|---|---|
| AB | 46 |
| R | 4 |
| H | 8 |
| RBI | 4 |
| BB | 4 |
| SO | 13 |
| LOB | 16 |

| Batter | 1 | 2 | 3 | 4 | 5 | 6 | 7 | 8 | 9 | 10 | 11 | 12 | 13 | AB | R | H | RBI | BB | SO | LOB |
|---|---|---|---|---|---|---|---|---|---|---|---|---|---|---|---|---|---|---|---|---|
| 15 Rafael Furcal, S (1, 6)<br>OBP: 0.320, SLG: 0.349 | B CU 75<br>X FF 89<br>1-0<br>G6-3 ① | | | C FF 89<br>B CU 76<br>B CU 74<br>X SI 90<br>2-1<br>G4-3 ① | | L FF 88<br>X CH 80<br>0-1<br>F9 ① | | C SI 96<br>X CH 86<br>0-1<br>F9 ③ | | C FF 95<br>B FF 96<br>S SL 85<br>F SL 86<br>F FF 96<br>B SL 86<br>B FF 97<br>B FF 96<br>4-2<br>BB | | | C FF 94<br>S CU 83<br>B CU 82<br>X FF 95<br>1-2<br>16<br>HR<br>1B | 5 | 1 | 1 | 0 | 1 | 0 | 2 |
| 55 Russell Martin, R (1, 2)<br>OBP: 0.356, SLG: 0.338 | B SI 89<br>S CH 84<br>B FF 85<br>F FF 90<br>T CU 77<br>2-2<br>K ② | | | S CH 81<br>X FF 90<br>0-1<br>2B | | B FF 90<br>S CH 81<br>C FF 89<br>1-3<br>K ② | | | C SL 89<br>X FF 90<br>0-1<br>P5 ① | 1 SAFE<br>P PO 85<br>B FF 96<br>C FF 96<br>X FF 96<br>2-1<br>F8 ③ | | | 1 SAFE<br>B<br>1 SAFE<br>L<br>B<br>L<br>1 SAFE<br>X<br>2-2<br>F7 ① | 6 | 0 | 1 | 0 | 0 | 2 | 2 |
| 16 Andre Ethier, L (1, 9)<br>OBP: 0.365, SLG: 0.531 | B FF 91<br>S FF 91<br>X SI 91<br>1-1<br>G1-3 ③ | | | B FF 90<br>F SI 89<br>D SL 82<br>D SL 83<br>S FF 91<br>S SI 91<br>3-3<br>K ② | | S CU 76<br>B CU 75<br>F FF 89<br>F SL 81<br>B CU 75<br>X SI 91<br>2-2<br>G1-4-3 ③ | | | B SI 95<br>F SI 95<br>X SL 86<br>1-1<br>27<br>1B<br>2B | | C FF 94<br>B FF 96<br>B FF 96<br>B FF 95<br>F FF 96<br>F FF 95<br>S FF 96<br>3-3<br>K ① | | X FF 92<br>0-0<br>1-H<br>HR | 6 | 2 | 2 | 2 | 0 | 2 | 1 |
| 99 Manny Ramirez, R (1, 7)<br>OBP: 0.418, SLG: 0.552 | | B FF 89<br>B SI 90<br>X FF 87<br>2-0<br>L9 ① | | F FF 91<br>F CH 84<br>B FF 90<br>X CH 83<br>1-2<br>G5-3 ③ | | | B SI 89<br>S FF 90<br>F FF 90<br>B CH 82<br>C CU 74<br>2-3<br>K ① | | B SI 96<br>B SL 90<br>F FF 90<br>F FF 95<br>X SI 96<br>2-2<br>P3 ② | | B FF 94<br>X FF 95<br>1-0<br>G5-3 ② | | | 5 | 0 | 0 | 0 | 0 | 1 | 2 |
| 27 Matt Kemp, R (1, 8)<br>OBP: 0.362, SLG: 0.500 | | C FF 89<br>S CH 84<br>F FF 90<br>F CU 75<br>X FF 90<br>0-2<br>F8 ② | | | B CU 73<br>X SI 88<br>1-0<br>23<br>3B<br>2B | | C CH 82<br>B CH 82<br>S CU 76<br>B CU 75<br>F CU 75<br>F FF 90<br>B CH 80<br>S CH 82<br>3-3<br>K ② | | B SL 86<br>C SL 90<br>B SL 90<br>X SL 90<br>2-1<br>2-H<br>1B | | | C FF 95<br>B SL 85<br>C SL 85<br>B SL 86<br>F FF 95<br>S FF 96<br>2-3<br>K ③ | | 5 | 1 | 2 | 1 | 0 | 2 | 0 |
| 23 Casey Blake, R (1, 5)<br>OBP: 0.365, SLG: 0.471 | | C FF 91<br>B CU 75<br>B FF 90<br>F SI 90<br>S FF 90<br>2-3<br>K ③ | | | B FF 89<br>B CH 81<br>X FF 89<br>2-0<br>5<br>SF7<br>2-H<br>3B | | B CU 75<br>C SI 89<br>S CU 75<br>B FF 91<br>X CU 76<br>2-2<br>P3 ③ | | B SL 86<br>B SI 94<br>B SI 95<br>C FF 94<br>F SL 86<br>B SL 86<br>4-2<br>BB | | | B FF 91<br>F FF 90<br>F SI 90<br>F SI 91<br>F CH 84<br>B FF 90<br>X CH 82<br>2-2<br>L5 ① | | 4 | 1 | 1 | 1 | 1 | 1 | 0 |
| 5 Mark Loretta, R (1, 3)<br>OBP: 0.306, SLG: 0.259<br>17 Jason Repko, R (8, PR)<br>51 Jonathan Broxton, R (9, 1)<br>25 Jim Thome, L (9, PH)<br>OBP: 0.370, SLG: 0.489<br>31 James McDonald, L (10, 1)<br>9 Juan Pierre, L (12, PH)<br>OBP: 0.319, SLG: 0.396<br>54 Ronald Belisario, R (13, 1) | | | B SI 88<br>C FF 89<br>F CH 83<br>B FF 92<br>X FF 90<br>2-2<br>F9 ① | | X FF 87<br>0-0<br>SF7 ①<br>3-H | | | B SI 88<br>X FF 88<br>1-0<br>7<br>G3<br>13<br>SH3-1<br>1B | B SI 96<br>X FF 95<br>1-0<br>G6-3 ③ | | | B FF 90<br>F FF 90<br>B FF 90<br>X FF 90<br>2-1<br>3B | 2<br>0<br>0<br>0<br>1<br>0<br>1 | 0<br>0<br>0<br>0<br>0<br>0<br>0 | 1<br>0<br>0<br>0<br>0<br>0<br>0 | 1<br>0<br>0<br>0<br>0<br>0<br>0 | 0<br>0<br>0<br>0<br>0<br>0<br>0 | 0<br>0<br>0<br>0<br>2<br>0<br>0 | 0<br>0<br>0<br>0<br>0<br>0<br>0 |
| 13 Orlando Hudson, S (1, 4)<br>OBP: 0.354, SLG: 0.418 | | | C FF 85<br>B SI 90<br>F FF 90<br>B CU 75<br>X FF 90<br>2-2<br>G6-3 ② | | B SI 88<br>B SI 88<br>F FF 89<br>X FF 89<br>2-1<br>P4 ② | | | B FF 88<br>L FF 88<br>1 SAFE<br>B FF 88<br>1 SAFE<br>X FF 87<br>2-1<br>SH3-1 ①<br>1-2 | | C FF 95<br>B FF 96<br>B FF 96<br>X FF 96<br>2-1<br>G4-3 ① | | B CH 82<br>X CH 83<br>1-0<br>G4-3 ② | 4 | 0 | 0 | 0 | 0 | 0 | 1 |
| 43 Randy Wolf, L (1, 1)<br>OBP: 0.167, SLG: 0.286<br>38 Ramon Troncoso, R (8, 1)<br>52 George Sherrill, L (8, 1)<br>3 Ronnie Belliard, R (8, PH)<br>OBP: 0.294, SLG: 0.394<br>7 James Loney, L (8, PH)<br>OBP: 0.357, SLG: 0.403 (9, 3) | | | C FF 90<br>X FF 91<br>0-1<br>G6-3 ③ | | B FF 91<br>C FF 90<br>F FF 90<br>F FF 89<br>F FF 91<br>B CU 74<br>S SL 76<br>2-3<br>K ③ | | | S CH 87<br>S CH 88<br>B CH 85<br>B FF 94<br>B CH 87<br>X CH 87<br>3-2<br>G3 ②<br>2-3 | | B SL 85<br>B FF 96<br>X FF 96<br>2-0<br>F7 ② | | C CH 83<br>S CH 84<br>B CH 85<br>X CH 84<br>1-2<br>G3 ③ | 2<br>0<br>0<br>0<br>3 | 0<br>0<br>0<br>0<br>0 | 0<br>0<br>0<br>0<br>0 | 0<br>0<br>0<br>0<br>0 | 1<br>0<br>0<br>0<br>0 | 0<br>0<br>0<br>0<br>3 | 0<br>0<br>0<br>0<br>0 |
| Inning Stats | R: 0<br>E: 0<br>K: 1<br>S: 6<br>H: 0<br>LOB: 0<br>BB: 0<br>P: 10 | R: 0<br>E: 0<br>K: 1<br>S: 9<br>H: 0<br>LOB: 0<br>BB: 0<br>P: 13 | R: 0<br>E: 0<br>K: 0<br>S: 8<br>H: 0<br>LOB: 0<br>BB: 0<br>P: 12 | R: 0<br>E: 0<br>K: 1<br>S: 10<br>H: 1<br>LOB: 1<br>BB: 0<br>P: 16 | R: 2<br>E: 0<br>K: 1<br>S: 10<br>H: 2<br>LOB: 0<br>BB: 0<br>P: 17 | R: 0<br>E: 0<br>K: 1<br>S: 9<br>H: 0<br>LOB: 0<br>BB: 0<br>P: 12 | R: 0<br>E: 0<br>K: 2<br>S: 11<br>H: 0<br>LOB: 0<br>BB: 0<br>P: 18 | R: 0<br>E: 0<br>K: 0<br>S: 8<br>H: 1<br>LOB: 2<br>BB: 0<br>P: 14 | R: 1<br>E: 0<br>K: 0<br>S: 12<br>H: 2<br>LOB: 2<br>BB: 1<br>P: 22 | R: 0<br>E: 0<br>K: 0<br>S: 10<br>H: 0<br>LOB: 1<br>BB: 1<br>P: 19 | R: 0<br>E: 0<br>K: 2<br>S: 9<br>H: 0<br>LOB: 0<br>BB: 0<br>P: 15 | R: 0<br>E: 0<br>K: 0<br>S: 11<br>H: 1<br>LOB: 1<br>BB: 0<br>P: 17 | R: 2<br>E: 0<br>K: 0<br>S: 7<br>H: 2<br>LOB: 0<br>BB: 0<br>P: 10 | 1B: 3<br>2B: 3<br>3B: 2<br>HR: 1<br>SF: 1<br>SAC: 1<br>DP: 0<br>HBP: 0 | WP: 0<br>PB: 0<br>SB: 0<br>CS: 0<br>PA: 48 | | | | | |

| PITCHER | | IP | WLS | BF | H | R | ER | SO | BB | IBB | HBP | BLK | WP | HR | S | P | ERA | WHIP |
|---|---|---|---|---|---|---|---|---|---|---|---|---|---|---|---|---|---|---|
| 57 Zach Duke, L<br>ERA: 3.96 | (1, 1) | 7.1 | | 26 | 4 | 2 | 2 | 7 | 0 | 0 | 0 | 0 | 0 | 0 | 66 | 104 | 2.46 | 0.545 |
| 43 Jesse Chavez, R<br>ERA: 4.05 | (8, 1) | 0.2 | H | 2 | 0 | 0 | 0 | 0 | 0 | 0 | 0 | 0 | 0 | 0 | 5 | 8 | 0.00 | 0.000 |
| 55 Matt Capps, R<br>ERA: 6.02 | (9, 1) | 1.0 | B | 6 | 2 | 1 | 1 | 0 | 1 | 0 | 0 | 0 | 0 | 0 | 12 | 22 | 9.00 | 3.000 |
| 52 Joel Hanrahan, R<br>ERA: 4.94 | (10, 1) | 2.0 | | 7 | 0 | 0 | 0 | 2 | 1 | 0 | 0 | 0 | 0 | 0 | 19 | 34 | 0.00 | 0.500 |
| 58 Steven Jackson, R<br>ERA: 3.6 | (12, 1) | 1.0 | | 4 | 1 | 0 | 0 | 0 | 0 | 0 | 0 | 0 | 0 | 0 | 11 | 17 | 0.00 | 1.000 |

| PITCHER | | IP | WLS | BF | H | R | ER | SO | BB | IBB | HBP | BLK | WP | HR | S | P | ERA | WHIP |
|---|---|---|---|---|---|---|---|---|---|---|---|---|---|---|---|---|---|---|
| 34 Chris Bootcheck, R<br>ERA: 12.0 | (13, 1) | 0.1 | H | 2 | 1 | 1 | 1 | 0 | 0 | 0 | 0 | 0 | 0 | 0 | 6 | 9 | 27.00 | 3.000 |
| 32 Phil Dumatrait, L<br>ERA: 11.12 | (13, 1) | 0.0 | L | 1 | 1 | 1 | 1 | 0 | 0 | 0 | 0 | 0 | 0 | 1 | 1 | 1 | ∞ | ∞ |

# BOTTOM

## Pittsburgh Pirates @ Los Angeles Dodgers

Dodger Stadium, Los Angeles, CA

Tue Sep 15 2009, 7:10 PM PDT

Att. 52,562 - Clear - 73 F

livebaseballscorecards.com

| | |
|---|---|
| AB | 44 |
| R | 5 |
| H | 9 |
| RBI | 5 |
| BB | 2 |
| SO | 9 |
| LOB | 13 |

| Batter | 1 | 2 | 3 | 4 | 5 | 6 | 7 | 8 | 9 | AB | R | H | RBI | BB | SO | LOB |
|---|---|---|---|---|---|---|---|---|---|---|---|---|---|---|---|---|
| 22 Andrew McCutchen, R (1, 8)<br>OBP: 0.347, SLG: 0.454 | C SI 91<br>C SL 84<br>B SI 93<br>B FS 88<br>S SI 92<br>2-3<br>K ① | | B SL 83<br>B SI 93<br>X SI 91<br>2-0<br>46<br>WP<br>1B | | B<br>C SI 93<br>S SL 86<br>F SL 87<br>X SI 94<br>1-2<br>15<br>1B<br>1B | | | B SL 75<br>C FF 90<br>X SL 73<br>1-1<br>F8 ① | | 4 | 0 | 2 | 0 | 0 | 1 | 0 |
| 15 Andy LaRoche, R (1, 5)<br>OBP: 0.328, SLG: 0.372 | B SL 84<br>B SI 92<br>C SI 91<br>F SI 92<br>S FS 89<br>2-3<br>K ② | | B SI 92<br>X SI 92<br>1-0<br>P3 ① | | P PO 87<br>B SL 85<br>X SI 93<br>2-0<br>1-2<br>1B | | | B FF 90<br>B FF 89<br>C FF 90<br>C SL 76<br>F FC 92<br>C FF 92<br>2-3<br>K ② | | 4 | 0 | 1 | 0 | 0 | 2 | 1 |
| 46 Garrett Jones, L (1, 9)<br>OBP: 0.361, SLG: 0.586 | B SI 91<br>X SI 92<br>1-0<br>2B | | 1 SAFE<br>F FF 90<br>B FS 88<br>B SI 93<br>F FF 92<br>B FF 92<br>F SI 90<br>S SI 94<br>1-2<br>3-3<br>K ② | | S FF 93<br>D SI 91<br>S FF 93<br>B FF 93<br>B SI 93<br>F FF 94<br>C SI 91<br>3-3<br>K ③ | | | C FC 91<br>B SL 77<br>F SL 76<br>B SL 76<br>S FF 92<br>2-3<br>K ③ | | 4 | 0 | 1 | 0 | 0 | 3 | 3 |
| 51 Steve Pearce, R (1, 3)<br>OBP: 0.297, SLG: 0.388 | B SL 84<br>D SI 89<br>X SI 93<br>2-0<br>G5-3 ③ | | X SI 94<br>0-0<br>F9 ③ | | | B FF 93<br>C SI 92<br>F SI 94<br>X SI 93<br>1-2<br>G5-3 ① | | | C FF 98<br>B SL 90<br>S SL 91<br>F SL 91<br>B SL 91<br>X FF 97<br>2-2<br>F8 ① | 4 | 0 | 0 | 0 | 0 | 0 | 2 |
| 44 Brandon Moss, L (1, 7)<br>OBP: 0.300, SLG: 0.378 | | C SI 91<br>B FF 91<br>S FS 88<br>B FF 92<br>B FF 91<br>X SI 92<br>3-2<br>5<br>SH1-3<br>35<br>1B<br>2B | B SI 90<br>C SI 92<br>B SI 92<br>F SI 92<br>C SI 92<br>2-3<br>K ① | | F SI 90<br>F SI 89<br>F FF 95<br>F FF 93<br>B SI 89<br>F SI 93<br>B SI 93<br>C SL 86<br>2-3<br>K ② | | | C FF 98<br>C FF 98<br>B FF 99<br>F FF 99<br>B SL 92<br>X SL 92<br>2-2<br>G6-3 ② | 4 | 1 | 1 | 0 | 0 | 2 | 0 |
| 5 Ronny Cedeno, R (1, 6)<br>OBP: 0.260, SLG: 0.349 | | X SI 92<br>0-0<br>SH1-3 ①<br>2-3 | B SI 93<br>X SI 93<br>1-0<br>G4-3 ② | | B SL 85<br>X SI 94<br>1-0<br>G4-3 ③ | | | | S FF 98<br>F<br>S FF 100<br>0-3<br>K ③ | 3 | 0 | 0 | 0 | 0 | 1 | 0 |
| 35 Jason Jaramillo, S (1, 2)<br>OBP: 0.317, SLG: 0.372 | | S CU 82<br>S SI 89<br>B FS 88<br>B FF 94<br>X SI 90<br>2-2<br>5<br>G3<br>1B<br>3-H | C CU 79<br>C SI 94<br>F SI 92<br>B FF 96<br>B FF 94<br>S SL 86<br>2-3<br>K ③ | | | | C FF 94<br>B CU 76<br>B FF 95<br>C FF 95<br>X FF 96<br>2-2<br>G6-3 ① | | | 3 | 0 | 1 | 1 | 0 | 1 | 0 |
| 5 Ramón Vázquez, L (1, 4)<br>OBP: 0.347, SLG: 0.296 | | F SI 94<br>B FF 92<br>B SL 85<br>X SI 92<br>2-1<br>G3 ②<br>1-2 | | | B SI 93<br>X SI 92<br>1-0<br>G6-3 ① | | S FF 95<br>B SL 86<br>F FF 96<br>F FF 97<br>B SL 88<br>F FF 95<br>B FF 96<br>S FF 96<br>3-3<br>K ② | | | 3 | 0 | 0 | 0 | 0 | 1 | 1 |
| 25 Kevin Hart, R (1, 1)<br>OBP: 0.280, SLG: 0.182<br>85 Lastings Milledge, R (7, PH)<br>OBP: 0.319, SLG: 0.351<br>54 Denny Bautista, R (7, 1)<br>32 Phil Dumatrait, R (7, 1)<br>43 Jesse Chavez, R (8, 1) | | F SL 86<br>F SI 93<br>B SL 87<br>X SI 90<br>1-2<br>G6-3 ③ | | | C FF 93<br>X SI 92<br>0-1<br>G5-3 ② | | C SL 86<br>X<br>0-1<br>P3 ③ | | | 2<br>1<br>0<br>0<br>0 | 0<br>0<br>0<br>0<br>0 | 0<br>0<br>0<br>0<br>0 | 0<br>0<br>0<br>0<br>0 | 0<br>0<br>0<br>0<br>0 | 0<br>0<br>0<br>0<br>0 | 1<br>0<br>0<br>0<br>0 |
| Inning Stats | R: 0<br>E: 0<br>K: 2<br>S: 8<br>H: 1<br>LOB: 1<br>BB: 0<br>P: 15 | R: 1<br>E: 0<br>K: 0<br>S: 12<br>H: 2<br>LOB: 1<br>BB: 0<br>P: 20 | R: 0<br>E: 0<br>K: 1<br>S: 7<br>H: 1<br>LOB: 1<br>BB: 0<br>P: 13 | R: 0<br>E: 0<br>K: 2<br>S: 8<br>H: 0<br>LOB: 0<br>BB: 0<br>P: 13 | R: 0<br>E: 0<br>K: 1<br>S: 13<br>H: 2<br>LOB: 2<br>BB: 0<br>P: 19 | R: 0<br>E: 0<br>K: 1<br>S: 10<br>H: 0<br>LOB: 0<br>BB: 0<br>P: 14 | R: 0<br>E: 0<br>K: 1<br>S: 10<br>H: 0<br>LOB: 0<br>BB: 0<br>P: 15 | R: 0<br>E: 0<br>K: 2<br>S: 9<br>H: 0<br>LOB: 0<br>BB: 0<br>P: 14 | R: 0<br>E: 0<br>K: 1<br>S: 11<br>H: 0<br>LOB: 0<br>BB: 0<br>P: 15 | 1B: 4<br>2B: 2<br>3B: 0<br>HR: 0<br>SF: 0<br>SAC: 1<br>DP: 0<br>HBP: 0 | | | | | | |

# TOP

## Pittsburgh Pirates @ Los Angeles Dodgers

Dodger Stadium, Los Angeles, CA

Wed Sep 16 2009, 12:10 PM PDT

Att. 53,193 - Sunny - 77 F

livebaseballscorecards.com

| | |
|---|---|
| AB | 32 |
| R | 1 |
| H | 6 |
| RBI | 1 |
| BB | 0 |
| SO | 11 |
| LOB | 8 |

WP: 1 PA: 33
PB: 0
SB: 0
CS: 0

| PITCHER | | IP | WLS | BF | H | R | ER | SO | BB | IBB | HBP | BLK | WP | HR | S | P | ERA | WHIP |
|---|---|---|---|---|---|---|---|---|---|---|---|---|---|---|---|---|---|---|
| 18 Hiroki Kuroda, R<br>ERA: 3.86 | (1, 1) | 6.0 | W | 24 | 6 | 1 | 1 | 7 | 0 | 0 | 0 | 0 | 1 | 0 | 58 | 94 | 1.50 | 1.000 |
| 56 Hung-Chih Kuo, L<br>ERA: 2.45 | (7, 1) | 1.0 | H | 3 | 0 | 0 | 0 | 1 | 0 | 0 | 0 | 0 | 0 | 0 | 10 | 15 | 0.00 | 0.000 |
| 52 George Sherrill, L<br>ERA: 1.72 | (8, 1) | 1.0 | H | 3 | 0 | 0 | 0 | 2 | 0 | 0 | 0 | 0 | 0 | 0 | 9 | 14 | 0.00 | 0.000 |
| 51 Jonathan Broxton, R<br>ERA: 2.42 | (9, 1) | 1.0 | S | 3 | 0 | 0 | 0 | 1 | 0 | 0 | 0 | 0 | 0 | 0 | 11 | 15 | 0.00 | 0.000 |

| Batter | 1 | 2 | 3 | 4 | 5 | 6 | 7 | 8 | 9 | AB | R | H | RBI | BB | SO | LOB |
|---|---|---|---|---|---|---|---|---|---|---|---|---|---|---|---|---|
| 9 Juan Pierre, L (1, 7)<br>OBP: 0.374, SLG: 0.394 | B SI 93<br>C SI 93<br>B FF 95<br>B SI 93<br>C FF 94<br>F SI 82<br>X FF 93<br>3-2 ① F8 | | C SI 92<br>C CU 79<br>B CU 80<br>B FF 93<br>F CU 77<br>F CU 80<br>X FF 92<br>2-2 3 CS 3 S 1B | | C SI 91<br>B CU 80<br>B FF 93<br>B SI 89<br>C SI 88<br>X SI 92<br>3-2 ③ G3 | | C SL 79<br>X SL 82<br>0-1 ③ G4-3 | | | 4 | 0 | 1 | 0 | 0 | 0 | 1 |
| 3 Ronnie Belliard, R (1, 4)<br>OBP: 0.306, SLG: 0.419<br>13 Orlando Hudson, S (9, 4)<br>OBP: 0.354, SLG: 0.418 | B SI 94<br>F FF 95<br>B SL 88<br>X FF 94<br>2-1 16 1B 1B | | B SI 92<br>C SI 92<br>B CU 81<br>B SI 92<br>C SI 92<br>B SI 93<br>4-2 ① 1-3 BB | | | X CU 80<br>0-0 27 HR 2B | | X CH 82<br>0-0 HR | | 3<br>0 | 2<br>0 | 3<br>0 | 1<br>0 | 1<br>0 | 0<br>0 | 0<br>0 |
| 16 Andre Ethier, L (1, 9)<br>OBP: 0.364, SLG: 0.529 | X SI 89<br>0-0 1-3 1B | | X FF 95<br>0-0 ② P5 | | | B SI 93<br>B CU 79<br>F SI 90<br>F FF 94<br>S CU 80<br>2-3 ① K | | B SI 91<br>B SL 79<br>C SI 91<br>C SL 80<br>B SL 82<br>X FF 92<br>3-2 ① F9 | | 4 | 0 | 1 | 0 | 0 | 1 | 2 |
| 27 Matt Kemp, R (1, 8)<br>OBP: 0.361, SLG: 0.504 | C SI 93<br>S SL 81<br>S SI 93<br>0-3 ② K | | C<br>D SL 82<br>B FF 93<br>C SL 80<br>F SL 81<br>F SI 93<br>X SI 93<br>2-2 ③ L4 | | | C SL 80<br>F SI 92<br>X FF 93<br>0-2 2-H HR | | C FF 96<br>B FF 96<br>B CH 88<br>F CH 88<br>S FF 97<br>2-3 ② K | | 4 | 1 | 1 | 2 | 0 | 2 | 3 |
| 7 James Loney, L (1, 3)<br>OBP: 0.356, SLG: 0.402 | B SI 93<br>F FF 95<br>F FF 94<br>D SL 81<br>D SL 81<br>X CU 79<br>3-2 ③ P6 | | | F FF 93<br>X SL 80<br>0-1 ① G3 | | B SI 92<br>C SI 85<br>X FF 94<br>1-1 33 G6-3 1B | | B CH 88<br>X FF 98<br>1-0 ③ G4-3 | | 4 | 0 | 1 | 0 | 0 | 0 | 2 |
| 33 Blake DeWitt, L (1, 5)<br>OBP: 0.189, SLG: 0.257 | | C SI 90<br>B SI 94<br>F FF 95<br>X SL 81<br>1-2 ① G1-3 | | C SI 92<br>F SL 88<br>B FF 94<br>S CU 80<br>1-3 ② K | | B SI 88<br>B SI 89<br>F SI 89<br>X SI 92<br>2-1 ②③ G6-3 1-2f | | | | 3 | 0 | 0 | 0 | 0 | 1 | 1 |
| 12 Brad Ausmus, R (1, 2)<br>OBP: 0.340, SLG: 0.367 | | C SI 92<br>X SL 80<br>0-1 1B | | C SI 93<br>B FF 94<br>F SL 88<br>B SI 94<br>B SI 94<br>X SI 92<br>3-2 ③ G1-3 | | | B SI 92<br>F SI 96<br>B FF 94<br>B FF 95<br>B FF 94<br>4-1 14 FC1-6 BB | | | 2 | 0 | 1 | 0 | 1 | 0 | 0 |
| 14 Juan Castro, R (1, 6)<br>OBP: 0.321, SLG: 0.353 | | C FF 94<br>X FF 93<br>0-1 ② F7 | | | B CU 77<br>B FF 92<br>C FF 92<br>F SI 90<br>S CU 78<br>2-3 ① K | | C SI 95<br>L FF 93<br>X SI 95<br>0-2 ① FC1-6 25 WP 1-2f | | | 3 | 0 | 0 | 0 | 0 | 1 | 2 |
| 18 Hiroki Kuroda, R (1, 1)<br>OBP: 0.185, SLG: 0.120<br>56 Hung-Chih Kuo, L (7, 1)<br>25 Jim Thome, L (7, PH)<br>OBP: 0.369, SLG: 0.487<br>52 George Sherrill, L (8, 1)<br>51 Jonathan Broxton, R (9, 1) | | C SI 93<br>S SL 82<br>X SL 81<br>0-2 ③ G1-3 | | | B SI 91<br>C FF 92<br>B SI 92<br>C SI 91<br>S CU 77<br>2-3 ② K | | B SI 95<br>C SI 96<br>B CU 80<br>B SI 94<br>S SI 95<br>S FF 94<br>3-3 ② K 1-2 | | | 2<br>0<br>1<br>0<br>0 | 0<br>0<br>0<br>0<br>0 | 0<br>0<br>0<br>0<br>0 | 0<br>0<br>0<br>0<br>0 | 1<br>0<br>1<br>0<br>0 | 1<br>0<br>1<br>0<br>0 | 1<br>0<br>1<br>0<br>0 |
| Inning Stats | R: 0<br>E: 0<br>K: 1<br>S: 13<br>H: 2<br>LOB: 2<br>BB: 0<br>P: 21 | R: 0<br>E: 0<br>K: 0<br>S: 10<br>H: 1<br>LOB: 1<br>BB: 0<br>P: 11 | R: 0<br>E: 0<br>K: 0<br>S: 13<br>H: 1<br>LOB: 1<br>BB: 1<br>P: 21 | R: 0<br>E: 0<br>K: 1<br>S: 8<br>H: 0<br>LOB: 0<br>BB: 0<br>P: 12 | R: 0<br>E: 0<br>K: 2<br>S: 9<br>H: 0<br>LOB: 0<br>BB: 0<br>P: 16 | R: 2<br>E: 0<br>K: 1<br>S: 11<br>H: 3<br>LOB: 0<br>BB: 0<br>P: 16 | R: 0<br>E: 0<br>K: 1<br>S: 9<br>H: 0<br>LOB: 1<br>BB: 1<br>P: 16 | R: 1<br>E: 0<br>K: 1<br>S: 8<br>H: 1<br>LOB: 0<br>BB: 0<br>P: 14 | | 1B: 5<br>2B: 1<br>3B: 0<br>HR: 2<br>SF: 0<br>SAC: 0<br>DP: 1<br>HBP: 0 | | | | | | |

| PITCHER | | IP | WLS | BF | H | R | ER | SO | BB | IBB | HBP | BLK | WP | HR | S | P | ERA | WHIP |
|---|---|---|---|---|---|---|---|---|---|---|---|---|---|---|---|---|---|---|
| 25 Kevin Hart, R<br>ERA: 4.71 | (1, 1) | 6.0 | L | 24 | 7 | 2 | 2 | 5 | 1 | 0 | 0 | 0 | 0 | 1 | 64 | 97 | 3.00 | 1.333 |
| 54 Denny Bautista, R<br>ERA: 5.59 | (7, 1) | 0.2 | | 3 | 0 | 0 | 0 | 1 | 1 | 0 | 0 | 0 | 1 | 0 | 7 | 14 | 0.00 | 1.500 |
| 32 Phil Dumatrait, L<br>ERA: 11.37 | (7, 1) | 0.2 | | 3 | 1 | 1 | 1 | 0 | 0 | 0 | 0 | 0 | 0 | 1 | 6 | 9 | 13.50 | 1.500 |
| 43 Jesse Chavez, R<br>ERA: 4.01 | (8, 1) | 0.2 | | 2 | 0 | 0 | 0 | 1 | 0 | 0 | 0 | 0 | 0 | 0 | 4 | 7 | 0.00 | 0.000 |

| PITCHER | IP | WLS | BF | H | R | ER | SO | BB | IBB | HBP | BLK | WP | HR | S | P | ERA | WHIP |
|---|---|---|---|---|---|---|---|---|---|---|---|---|---|---|---|---|---|

# BOTTOM

## Pittsburgh Pirates @ Los Angeles Dodgers

Dodger Stadium, Los Angeles, CA

Wed Sep 16 2009, 12:10 PM PDT

Att. 53,193 - Sunny - 77 F

livebaseballscorecards.com

| | |
|---|---|
| AB | 30 |
| R | 3 |
| H | 8 |
| RBI | 3 |
| BB | 2 |
| SO | 7 |
| LOB | 13 |

WP: 1 PA: 32
PB: 0
SB: 1
CS: 1

| Batter | 1 | 2 | 3 | 4 | 5 | 6 | 7 | 8 | 9 | AB | R | H | RBI | BB | SO | LOB |
|---|---|---|---|---|---|---|---|---|---|---|---|---|---|---|---|---|
| 1 Everth Cabrera, S (1, 6)<br>OBP: 0.355, SLG: 0.380 | C FF 92<br>B FF 92<br>B CH 82<br>X FF 92<br>2-1<br>22<br>SH2-3<br>23<br>SF8<br>2B | B CU 77<br>D CU 76<br>X FF 92<br>2-0<br>1-2<br>2-3<br>1B | | | C CH 82<br>X CU 78<br>0-1<br>23<br>G3-6-1<br>22<br>S<br>1B | | X FF 91<br>0-0<br>③<br>G4-3 | | | 4 | 1 | 3 | 0 | 0 | 0 | 0 |
| 22 David Eckstein, R (1, 4)<br>OBP: 0.322, SLG: 0.335 | B FF 91<br>C FF 92<br>B FF 89<br>X FF 92<br>2-1<br>①<br>SH2-3<br>2-3 | C CU 77<br>F SI 88<br>S CU 78<br>0-3<br>③<br>K | | | B FF 87<br>1 SAFE<br>1 SAFE<br>1 SAFE<br>1 SAFE<br>B FF 87<br>H FF 88<br>3-0<br>23<br>G3-6-1<br>1-2<br>HBP | | | B FF 95<br>B FF 95<br>C FF 94<br>B FF 95<br>C FF 94<br>X FF 94<br>3-2<br>①<br>G4-3 | | 2 | 0 | 0 | 0 | 0 | 1 | 3 |
| 23 Adrián González, L (1, 3)<br>OBP: 0.403, SLG: 0.560 | X CU 77<br>0-0<br>②<br>SF8<br>3-H | | B FF 91<br>S CH 81<br>B FF 92<br>B FF 90<br>X FF 93<br>3-1<br>①<br>G4-3 | | B FF 89<br>F FF 90<br>T FF 92<br>B FF 93<br>F CU 78<br>F SI 87<br>F CU 78<br>B FF 93<br>X FF 92<br>3-2<br>①<br>②<br>G3-6-1<br>1-2f<br>2-3 | | | X FF 95<br>0-0<br>②<br>F8 | | 3 | 0 | 0 | 1 | 0 | 0 | 2 |
| 7 Chase Headley, S (1, 5)<br>OBP: 0.336, SLG: 0.391 | C FF 91<br>B CH 80<br>F FF 92<br>B FF 92<br>B CH 80<br>X FF 92<br>3-2<br>1B | | X FF 92<br>0-0<br>②<br>G1-3 | | C CU 78<br>F FF 92<br>B FF 93<br>C CH 79<br>1-3<br>③<br>K | | | C FF 95<br>S CH 87<br>B CH 88<br>B FF 95<br>B CH 86<br>F FF 95<br>B CH 86<br>4-2<br>25<br>BB<br>BB | | 3 | 0 | 1 | 0 | 1 | 1 | 1 |
| 25 Will Venable, L (1, 9)<br>OBP: 0.332, SLG: 0.462 | 1 SAFE<br>B FF 89<br>1 SAFE<br>X CH 80<br>1-0<br>③<br>F8 | | B FF 87<br>X FF 91<br>1-0<br>③<br>G4-3 | | | X CH 79<br>0-0<br>①<br>F9 | | B CH 86<br>S FF 94<br>B FF 94<br>B CH 86<br>S FF 94<br>B FF 95<br>4-2<br>1-2<br>BB | | 3 | 0 | 0 | 0 | 1 | 0 | 1 |
| 11 Drew Macias, L (1, 7)<br>OBP: 0.338, SLG: 0.313 | | B FF 93<br>B FF 90<br>F FF 92<br>B FF 93<br>F FF 90<br>F FF 93<br>X FF 92<br>3-2<br>①<br>L3 | | C CU 77<br>B FF 92<br>X CH 81<br>1-1<br>①<br>F8 | | B FF 89<br>C CH 80<br>B FF 90<br>B CH 80<br>X FF 88<br>3-1<br>②<br>G3-1 | | C FF 95<br>S FF 95<br>B FF 94<br>X CH 86<br>1-2<br>③<br>L3 | | 4 | 0 | 0 | 0 | 0 | 0 | 2 |
| 4 Nick Hundley, R (1, 2)<br>OBP: 0.308, SLG: 0.383 | | B FF 93<br>F CH 82<br>X CH 81<br>1-1<br>1<br>1B<br>2B | | F FF 92<br>F FF 92<br>B FF 95<br>B FF 94<br>B FF 93<br>F FF 90<br>F FF 93<br>F FF 94<br>F FF 89<br>3-2<br>X FF 92<br>2B | | C CU 77<br>B CU 79<br>B FF 92<br>C CU 78<br>1-3<br>③<br>K | | | F SI 91<br>B SL 82<br>F FF 92<br>C FF 93<br>1-3<br>①<br>K | 4 | 0 | 2 | 0 | 0 | 2 | 0 |
| 18 Tony Gwynn Jr., L (1, 8)<br>OBP: 0.338, SLG: 0.328 | | B FF 92<br>B CH 81<br>B FF 92<br>C FF 91<br>D SI 87<br>4-1<br>1<br>1B<br>BB | | X FF 91<br>0-0<br>②<br>P5 | | | B FF 90<br>L FF 90<br>B CU 78<br>F CH 81<br>F CU 78<br>B FF 92<br>X FF 92<br>3-2<br>①<br>G6-3 | | B SI 91<br>X FF 92<br>1-0<br>②<br>F8 | 3 | 0 | 0 | 0 | 1 | 0 | 1 |
| 46 Tim Stauffer, R (1, 1)<br>OBP: 0.227, SLG: 0.159<br>30 Eliezer Alfonzo, R (4, PH)<br>OBP: 0.198, SLG: 0.257<br>40 Greg Burke, R (4, 1)<br>34 Cesár Ramos, L (5, 1)<br>2 Edgar Gonzalez, R (7, PH)<br>OBP: 0.272, SLG: 0.364<br>58 Ryan Webb, R (7, 1)<br>59 Luis Perdomo, R (8, 1)<br>14 Oscar Salazar, R (9, PH)<br>OBP: 0.369, SLG: 0.510 | | L FF 92<br>B FF 93<br>D FF 90<br>L FF 92<br>L CU 75<br>2-3<br>②<br>K | | C CU 77<br>F CU 77<br>F CU 78<br>F FF 93<br>X CU 79<br>0-2<br>③<br>P3 | | X FF 92<br>0-0<br>②<br>G6-3 | B FF 93<br>X FF 92<br>1-0<br>③<br>G6-3 | 1<br>1<br>0<br>0<br>1<br>0<br>0<br>0<br>1 | 0<br>0<br>0<br>0<br>0<br>0<br>0<br>0<br>0 | 0<br>0<br>0<br>0<br>0<br>0<br>0<br>0<br>0 | 0<br>0<br>0<br>0<br>0<br>0<br>0<br>0<br>0 | 0<br>0<br>0<br>0<br>0<br>0<br>0<br>0<br>0 | 1<br>1<br>0<br>0<br>0<br>0<br>0<br>0<br>0 | 2<br>1<br>0<br>0<br>0<br>0<br>0<br>0<br>0 |
| Inning Stats | R: 1<br>E: 0<br>K: 0<br>S: 9<br>H: 2<br>LOB: 1<br>BB: 0<br>P: 17 | R: 0<br>E: 0<br>K: 2<br>S: 14<br>H: 2<br>LOB: 3<br>BB: 1<br>P: 26 | R: 0<br>E: 0<br>K: 0<br>S: 4<br>H: 0<br>LOB: 0<br>BB: 0<br>P: 8 | R: 0<br>E: 0<br>K: 0<br>S: 15<br>H: 1<br>LOB: 1<br>BB: 0<br>P: 19 | R: 0<br>E: 0<br>K: 1<br>S: 11<br>H: 1<br>LOB: 1<br>BB: 0<br>P: 18 | R: 0<br>E: 0<br>K: 1<br>S: 6<br>H: 0<br>LOB: 0<br>BB: 0<br>P: 10 | R: 0<br>E: 0<br>K: 0<br>S: 6<br>H: 0<br>LOB: 0<br>BB: 0<br>P: 9 | R: 0<br>E: 0<br>K: 0<br>S: 12<br>H: 0<br>LOB: 2<br>BB: 2<br>P: 24 | R: 0<br>E: 0<br>K: 1<br>S: 5<br>H: 0<br>LOB: 0<br>BB: 0<br>P: 8 | 1B: 3<br>2B: 3<br>3B: 0<br>HR: 0<br>SF: 1<br>SAC: 1<br>DP: 1<br>HBP: 1 | | | | | | |

| PITCHER | | IP | WLS | BF | H | R | ER | SO | BB | IBB | HBP | BLK | WP | HR | S | P | ERA | WHIP |
|---|---|---|---|---|---|---|---|---|---|---|---|---|---|---|---|---|---|---|
| 37 Charlie Morton, R<br>ERA: 5.0 | (1, 1) | 7.0 | W | 28 | 6 | 1 | 1 | 4 | 1 | 0 | 1 | 0 | 0 | 0 | 65 | 107 | 1.29 | 1.000 |
| 43 Jesse Chavez, R<br>ERA: 3.94 | (8, 1) | 1.0 | H | 5 | 0 | 0 | 0 | 0 | 2 | 0 | 0 | 0 | 0 | 0 | 12 | 24 | 0.00 | 2.000 |
| 55 Matt Capps, R<br>ERA: 5.9 | (9, 1) | 1.0 | | 3 | 0 | 0 | 0 | 1 | 0 | 0 | 0 | 0 | 0 | 0 | 5 | 8 | 0.00 | 0.000 |

| PITCHER | IP | WLS | BF | H | R | ER | SO | BB | IBB | HBP | BLK | WP | HR | S | P | ERA | WHIP |
|---|---|---|---|---|---|---|---|---|---|---|---|---|---|---|---|---|---|

# TOP

## San Diego Padres @ Pittsburgh Pirates

PNC Park, Pittsburgh, PA

Fri Sep 18 2009, 7:05 PM EDT

Att. 26,178 - Clear - 72 F

livebaseballscorecards.com

| | |
|---|---|
| AB | 30 |
| R | 1 |
| H | 6 |
| RBI | 1 |
| BB | 3 |
| SO | 5 |
| LOB | 13 |

WP: 0 PA: 36
PB: 0
SB: 1
CS: 0

# BOTTOM

San Diego Padres @ Pittsburgh Pirates
PNC Park, Pittsburgh, PA
Fri Sep 18 2009, 7:05 PM EDT
Att. 26,178 - Clear - 72 F

livebaseballscorecards.com

| Batter | 1 | 2 | 3 | 4 | 5 | 6 | 7 | 8 | 9 | AB | R | H | RBI | BB | SO | LOB |
|---|---|---|---|---|---|---|---|---|---|---|---|---|---|---|---|---|
| 22 Andrew McCutchen, R (1, 8)<br>OBP: 0.348, SLG: 0.460 | B FF 88<br>C FF 88<br>B CU 76<br>X FF 89<br>2-1<br>85<br>SF9<br>3B | B SL 82<br>S SL 84<br>S SL 83<br>F CU 75<br>X SL 84<br>1-2 ①<br>P3 | | C SL 82<br>B SL 81<br>F SI 89<br>C SI 92<br>1-3 ②<br>K | | | C SL 88<br>F SL 84<br>B SI 95<br>X SL 86<br>1-2<br>5<br>SH1-4<br>41<br>1B<br>1B | C SL 88<br>B SL 88<br>F FC 89<br>F SL 88<br>F SI 95<br>X SL 89<br>1-2 ②<br>SF8<br>2-3<br>3-H | | 4 | 2 | 2 | 1 | 0 | 1 | 0 |
| 5 Ronny Cedeno, R (1, 6)<br>OBP: 0.257, SLG: 0.345 | X FF 91<br>0-0 ①<br>G2-3 | C FF 89<br>F SL 83<br>X SL 83<br>0-2 ②<br>G1-3 | | X SI 90<br>0-0 ③<br>G6-3 | | | X SI 93<br>0-0 ①<br>SH1-4<br>1-2 | C SL 88<br>S SL 85<br>B FC 88<br>B SI 95<br>S SL 87<br>2-3 ③<br>K | | 4 | 0 | 0 | 0 | 0 | 1 | 2 |
| 46 Garrett Jones, L (1, 3)<br>OBP: 0.366, SLG: 0.589 | B SL 84<br>C SL 85<br>B FF 90<br>D CH 81<br>F SL 85<br>B FF 91<br>4-2<br>41<br>BB<br>44<br>3B<br>BB | B CU 73<br>B SL 82<br>B FF 90<br>C FF 88<br>F SL 84<br>X SL 84<br>3-2<br>2B | | | C FF 91<br>B CU 72<br>B SL 82<br>B SL 83<br>F SI 91<br>X FF 92<br>3-2 ①<br>L9 | | I IN 82<br>I IN 82<br>I IN 83<br>I IN 84<br>4-0<br>41<br>1B<br>85<br>FC1-2<br>IBB | | | 2 | 1 | 1 | 0 | 2 | 0 | 0 |
| 41 Ryan Doumit, S (1, 2)<br>OBP: 0.285, SLG: 0.414 | B SL 85<br>B SL 85<br>B SL 83<br>B FF 89<br>4-0<br>44<br>3B<br>1-2<br>BB | S CH 80<br>B FF 88<br>F SL 85<br>B SI 88<br>F SL 84<br>B CU 74<br>F CH 79<br>X SI 89<br>3-2 ③<br>F8 | | | X CH 81<br>0-0 ②<br>G5-3 | | C SI 94<br>F SL 86<br>B SI 95<br>X SI 95<br>1-2<br>44<br>WP<br>85<br>FC1-2<br>1-3<br>2-H<br>1B | | | 3 | 1 | 1 | 1 | 1 | 0 | 1 |
| 85 Lastings Milledge, R (1, 7)<br>OBP: 0.323, SLG: 0.356 | X FF 89<br>0-0 ②<br>SF9<br>3-H | | C CU 74<br>S SL 85<br>X SL 83<br>0-2<br>1B | | B SI 92<br>C SI 92<br>F SI 92<br>X FF 92<br>1-2<br>44<br>S<br>1B | | F SL 88<br>X SL 85<br>0-1 ②<br>FC1-2<br>44<br>WP<br>1-2<br>3-H | | | 3 | 0 | 2 | 1 | 0 | 0 | 2 |
| 44 Brandon Moss, L (1, 9)<br>OBP: 0.299, SLG: 0.383 | B SI 90<br>C SL 82<br>2 SAFE<br>C SI 88<br>B SI 89<br>2 SAFE<br>B SL 86<br>X SL 84<br>3-2<br>1-H<br>2-H<br>3B | | X FF 88<br>0-0 ①<br>L7 | | S FF 91<br>X SL 83<br>0-1 ③<br>G6-3<br>1-2 | | S SL 86<br>B SL 88<br>B SI 95<br>F SL 88<br>X SL 87<br>2-2 ③<br>G3<br>1-2<br>2-3 | | | 4 | 0 | 1 | 2 | 0 | 0 | 4 |
| 18 Neil Walker, S (1, 5)<br>OBP: 0.300, SLG: 0.176 | B FF 90<br>B FF 88<br>C SI 88<br>B SL 85<br>F FF 89<br>F FF 89<br>D CU 77<br>4-2<br>5<br>BB<br>BB | | 1 SAFE<br>B SI 88<br>B SL 83<br>1 SAFE<br>B FF 88<br>1 SAFE<br>C FF 87<br>1 SAFE<br>F FF 87<br>3-2 ②<br>F7 | | | C SI 89<br>B CU 72<br>B SL 85<br>F SI 91<br>S FF 92<br>2-3 ①<br>K | B SI 92<br>F SI 93<br>B SI 91<br>S SL 88<br>F SL 88<br>B SL 86<br>B SL 87<br>4-2<br>5<br>FC3<br>5<br>S<br>22<br>SF8<br>BB | | | 2 | 1 | 0 | 0 | 2 | 1 | 1 |
| 5 Ramón Vázquez, L (1, 4)<br>OBP: 0.345, SLG: 0.291 | C SI 89<br>B SI 88<br>B SL 83<br>B CH 80<br>C SI 89<br>F SI 88<br>B SI 89<br>4-2<br>1-2<br>BB | | P PO 82<br>B SI 87<br>C FF 87<br>1 SAFE<br>B SL 83<br>X FF 86<br>3-1 ③<br>F9 | | | B CU 74<br>X FF 91<br>1-0 ②<br>G4-3 | B SI 93<br>B SI 93<br>B SI 93<br>C SI 94<br>X SI 94<br>3-1<br>FC3<br>22<br>SF8<br>51<br>WP<br>1-3 | | | 3 | 0 | 0 | 0 | 1 | 0 | 2 |
| 37 Charlie Morton, R (1, 1)<br>OBP: 0.154, SLG: 0.154<br>43 Jesse Chavez, R (8, 1)<br>51 Steve Pearce, R (8, PH)<br>OBP: 0.295, SLG: 0.386<br>55 Matt Capps, R (9, 1) | B SI 89<br>F FF 89<br>F FF 90<br>X SL 85<br>1-2 ③<br>L6 | | | C SI 90<br>S FF 92<br>B SI 92<br>F SI 91<br>S SL 82<br>1-3 ①<br>K | | B SI 90<br>C FF 92<br>X FF 91<br>1-1 ③<br>F9 | | P PO 89<br>B SL 87<br>B FC 89<br>C FF 94<br>S SL 88<br>F SL 87<br>F FC 88<br>X SL 88<br>3-2 ①<br>G5-3<br>1-2 | 3<br>0<br>1<br>0 | 0<br>0<br>0<br>0 | 0<br>0<br>0<br>0 | 0<br>0<br>0<br>0 | 0<br>0<br>0<br>0 | 1<br>0<br>0<br>0 | 3<br>0<br>2<br>0 |
| Inning Stats | R: 3<br>E: 0<br>K: 0<br>S: 18<br>H: 2<br>LOB: 3<br>BB: 4<br>P: 40 | R: 0<br>E: 0<br>K: 0<br>S: 15<br>H: 1<br>LOB: 1<br>BB: 0<br>P: 22 | R: 0<br>E: 0<br>K: 0<br>S: 10<br>H: 1<br>LOB: 1<br>BB: 0<br>P: 15 | R: 0<br>E: 0<br>K: 2<br>S: 8<br>H: 0<br>LOB: 0<br>BB: 0<br>P: 10 | R: 0<br>E: 0<br>K: 0<br>S: 9<br>H: 1<br>LOB: 1<br>BB: 0<br>P: 13 | R: 0<br>E: 0<br>K: 1<br>S: 6<br>H: 0<br>LOB: 0<br>BB: 1<br>P: 10 | R: 1<br>E: 0<br>K: 0<br>S: 12<br>H: 2<br>LOB: 2<br>BB: 1<br>P: 20 | R: 1<br>E: 0<br>K: 1<br>S: 19<br>H: 0<br>LOB: 1<br>BB: 1<br>P: 31 | | 1B: 4<br>2B: 1<br>3B: 2<br>HR: 0 | SF: 2<br>SAC: 1<br>DP: 0<br>HBP: 0 | | WP: 2<br>PB: 0<br>SB: 2<br>CS: 0 | PA: 38 | | |

| | AB | 29 |
|---|---|---|
| | R | 5 |
| | H | 7 |
| | RBI | 5 |
| | BB | 6 |
| | SO | 4 |
| | LOB | 17 |

| PITCHER | | IP | WLS | BF | H | R | ER | SO | BB | IBB | HBP | BLK | WP | HR | S | P | ERA | WHIP |
|---|---|---|---|---|---|---|---|---|---|---|---|---|---|---|---|---|---|---|
| 46 Tim Stauffer, R<br>ERA: 3.56 | (1, 1) | 3.0 | L | 17 | 4 | 3 | 3 | 0 | 4 | 0 | 0 | 0 | 0 | 0 | 43 | 77 | 9.00 | 2.667 |
| 40 Greg Burke, R<br>ERA: 4.15 | (4, 1) | 1.0 | | 3 | 0 | 0 | 0 | 2 | 0 | 0 | 0 | 0 | 0 | 0 | 8 | 10 | 0.00 | 0.000 |
| 34 Cesár Ramos, L<br>ERA: | (5, 1) | 2.0 | | 7 | 1 | 0 | 0 | 1 | 0 | 0 | 0 | 0 | 0 | 0 | 15 | 23 | 0.00 | 0.500 |
| 58 Ryan Webb, R<br>ERA: 3.86 | (7, 1) | 1.0 | | 6 | 2 | 1 | 1 | 0 | 0 | 1 | 0 | 0 | 1 | 0 | 12 | 20 | 9.00 | 2.000 |
| 59 Luis Perdomo, R<br>ERA: 4.6 | (8, 1) | 1.0 | | 5 | 0 | 1 | 1 | 1 | 1 | 0 | 0 | 0 | 1 | 0 | 19 | 31 | 9.00 | 1.000 |

| PITCHER | IP | WLS | BF | H | R | ER | SO | BB | IBB | HBP | BLK | WP | HR | S | P | ERA | WHIP |
|---|---|---|---|---|---|---|---|---|---|---|---|---|---|---|---|---|---|

# San Diego Padres @ Pittsburgh Pirates

PNC Park, Pittsburgh, PA

Sat Sep 19 2009, 12:35 PM EDT

Att. 20,379 - Sunny - 67 F

TOP

livebaseballscorecards.com

| Batter | 1 | 2 | 3 | 4 | 5 | 6 | 7 | 8 | 9 | AB | R | H | RBI | BB | SO | LOB |
|---|---|---|---|---|---|---|---|---|---|---|---|---|---|---|---|---|
| 1 Everth Cabrera, S (1, 6)<br>OBP: 0.354, SLG: 0.381 | C FF 90<br>F FF 91<br>X SL 81<br>0-2 ①<br>G4-3 | | B SL 80<br>B SL 79<br>X FF 93<br>2-0 ①<br>22<br>CS<br>3-H<br>2B | | | B FF 90<br>C CH 80<br>F CH 80<br>F SL 80<br>C FF 92<br>1-3 ①<br>K | | L CH 83<br>S CH 85<br>S CH 84<br>0-3 ②<br>K | | 4 | 0 | 1 | 1 | 0 | 2 | 0 |
| 22 David Eckstein, R (1, 4)<br>OBP: 0.321, SLG: 0.336 | B FF 90<br>B FF 90<br>C FF 91<br>X FF 91<br>2-1 ②<br>P2 | | 2 SAFE<br>B FF 91<br>B FF 92<br>X FF 92<br>2-0 ②③<br>P5<br>2-3 | | | C FF 91<br>X FF 91<br>0-1 ①<br>2B | | B FF 91<br>C FF 90<br>S CH 84<br>X CH 84<br>1-2 ③<br>G6-3 | | 4 | 0 | 1 | 0 | 0 | 0 | 1 |
| 23 Adrián González, L (1, 3)<br>OBP: 0.400, SLG: 0.555 | F FF 92<br>X FF 93<br>0-1 ③<br>G4-3 | | | F FF 91<br>B FF 92<br>B FF 92<br>B CH 82<br>X FF 93<br>3-1 ①<br>G4-3 | | B FF 93<br>D CH 84<br>X FF 91<br>2-0 ②<br>F9 | | | C SL 81<br>B SL 81<br>S SL 82<br>B SI 90<br>B SL 82<br>X SI 92<br>3-2 ①<br>G4-3 | 4 | 0 | 0 | 0 | 0 | 0 | 1 |
| 7 Chase Headley, S (1, 5)<br>OBP: 0.336, SLG: 0.389 | | C SI 91<br>C FF 90<br>X FF 90<br>0-2 ①<br>P6 | | B CH 82<br>C FF 92<br>X FF 92<br>1-1 ②<br>P3 | | B CH 83<br>S CH 83<br>D CH 82<br>B FF 94<br>S CH 83<br>B FF 94<br>4-2<br>BB | | | B CH 83<br>C SI 91<br>C CH 82<br>X SL 82<br>1-2<br>E4<br>14<br>BB<br>25<br>BB<br>28<br>SF8 | 3 | 1 | 0 | 0 | 1 | 0 | 0 |
| 25 Will Venable, L (1, 9)<br>OBP: 0.338, SLG: 0.472 | | F SI 91<br>B CH 84<br>X FF 93<br>1-1<br>3B | | S CH 83<br>S CH 84<br>F SL 82<br>B FF 94<br>F SL 80<br>B CH 84<br>F FF 93<br>B CH 84<br>F CH 83<br>3-2<br>F FF 93<br>X FF 93<br>11<br>S<br>1B | | D CH 83<br>S CH 84<br>D CH 84<br>X CH 82<br>2-1 ③<br>G3 | | | B SL 79<br>D SI 92<br>C SI 91<br>B SL 80<br>C SI 91<br>B SI 90<br>4-2<br>28<br>SF8<br>14<br>BB<br>1-2<br>BB | 3 | 0 | 2 | 0 | 1 | 0 | 2 |
| 11 Drew Macias, L (1, 7)<br>OBP: 0.325, SLG: 0.299<br>14 Oscar Salazar, R (9, PH)<br>OBP: 0.375, SLG: 0.510<br>(9, 7) | | B SL 80<br>B SL 79<br>S FF 94<br>C FF 93<br>T FF 94<br>2-2 ②<br>K | | 1 SAFE<br>F<br>1 SAFE<br>1 SAFE<br>C FF 92<br>B SL 81<br>F SL 80<br>S<br>1-3 ③<br>K<br>1-2 | | | X FF 89<br>0-0 ①<br>G4-3 | | B SI 90<br>B SI 91<br>B SI 91<br>C SI 90<br>F SI 91<br>B SI 91<br>4-2<br>18<br>BB<br>1-2<br>2-3<br>BB | 3<br>0 | 0<br>0 | 0<br>0 | 0<br>0 | 0<br>1 | 2<br>0 | 2<br>0 |
| 28 Henry Blanco, R (1, 2)<br>OBP: 0.324, SLG: 0.383 | | B SL 80<br>C SL 80<br>F SL 80<br>B FF 95<br>S SL 81<br>2-3 ③<br>K | | | C FF 89<br>S SL 78<br>X SL 78<br>0-2 ①<br>G4-3 | | C SL 77<br>B SL 78<br>B FF 92<br>C SL 77<br>S FF 92<br>2-3 ②<br>K | | B CU 80<br>B FF 93<br>X FF 95<br>2-0 ②<br>SF8<br>2-3<br>3-H | 3 | 0 | 0 | 1 | 0 | 2 | 1 |
| 18 Tony Gwynn Jr., L (1, 8)<br>OBP: 0.340, SLG: 0.330 | | | B FF 90<br>X FF 91<br>1-0 ①<br>33<br>SH1-4<br>1<br>2B<br>2B | | B FF 91<br>X CH 81<br>1-0 ②<br>P4 | | B FF 91<br>C CH 80<br>B CH 82<br>X FF 92<br>2-1 ③<br>G3-1 | | B FF 95<br>C FF 94<br>B FF 93<br>D FF 93<br>B FF 93<br>4-1<br>1-2<br>BB | 3 | 1 | 1 | 0 | 1 | 0 | 0 |
| 33 Clayton Richard, L (1, 1)<br>OBP: 0.100, SLG: 0.158<br>37 Mike Adams, R (7, 1)<br>2 Edgar Gonzalez, R (8, PH)<br>OBP: 0.270, SLG: 0.361<br>57 Luke Gregerson, L (8, 1)<br>15 Luis Antonio Rodriguez, S (9, PH)<br>OBP: 0.316, SLG: 0.260<br>21 Heath Bell, R (9, 1) | | | X<br>0-0 ①<br>SH1-4<br>2-3 | | X FF 90<br>0-0 ③<br>F7 | | | B<br>X<br>1-0 ①<br>F9 | C FF 94<br>F FF 95<br>X FF 94<br>0-2 ③<br>F7 | 1<br>0<br>0<br>1<br>0<br>1<br>0 | 0<br>0<br>0<br>0<br>0<br>0<br>0 | 0<br>0<br>0<br>0<br>0<br>0<br>0 | 0<br>0<br>0<br>0<br>0<br>0<br>0 | 0<br>0<br>0<br>0<br>0<br>0<br>0 | 0<br>0<br>0<br>0<br>0<br>0<br>3 | 0<br>0<br>0<br>0<br>0<br>0<br>0 |
| Inning Stats | R: 0<br>E: 0<br>K: 0<br>S: 7<br>H: 0<br>LOB: 0<br>BB: 0<br>P: 9 | R: 0<br>E: 0<br>K: 2<br>S: 11<br>H: 1<br>LOB: 1<br>BB: 0<br>P: 16 | R: 1<br>E: 0<br>K: 0<br>S: 4<br>H: 2<br>LOB: 0<br>BB: 0<br>P: 9 | R: 0<br>E: 0<br>K: 1<br>S: 16<br>H: 1<br>LOB: 1<br>BB: 0<br>P: 24 | R: 0<br>E: 0<br>K: 0<br>S: 5<br>H: 0<br>LOB: 0<br>BB: 0<br>P: 6 | R: 0<br>E: 0<br>K: 1<br>S: 11<br>H: 1<br>LOB: 2<br>BB: 1<br>P: 20 | R: 0<br>E: 0<br>K: 1<br>S: 6<br>H: 0<br>LOB: 0<br>BB: 0<br>P: 10 | R: 0<br>E: 0<br>K: 1<br>S: 7<br>H: 0<br>LOB: 0<br>BB: 0<br>P: 9 | R: 1<br>E: 1<br>K: 0<br>S: 15<br>H: 0<br>LOB: 3<br>BB: 3<br>P: 33 | 1B: 1<br>2B: 3<br>3B: 1<br>HR: 0<br>SF: 1<br>SAC: 1<br>DP: 0<br>HBP: 0 | | | | | | |

| PITCHER | | IP | WLS | BF | H | R | ER | SO | BB | IBB | HBP | BLK | WP | HR | S | P | ERA | WHIP |
|---|---|---|---|---|---|---|---|---|---|---|---|---|---|---|---|---|---|---|
| 49 Ross Ohlendorf, R<br>ERA: 3.92 | (1, 1) | 7.0 | | 26 | 5 | 1 | 1 | 5 | 1 | 0 | 0 | 0 | 0 | 0 | 60 | 94 | 1.29 | 0.857 |
| 58 Steven Jackson, R<br>ERA: 3.5 | (8, 1) | 1.0 | | 3 | 0 | 0 | 0 | 1 | 0 | 0 | 0 | 0 | 0 | 0 | 7 | 9 | 0.00 | 0.000 |
| 32 Phil Dumatrait, L<br>ERA: 10.8 | (9, 1) | 0.1 | L | 4 | 0 | 1 | 0 | 0 | 2 | 0 | 0 | 0 | 0 | 0 | 10 | 22 | 0.00 | 6.000 |
| 54 Denny Bautista, R<br>ERA: 5.23 | (9, 1) | 0.2 | | 3 | 0 | 0 | 0 | 0 | 1 | 0 | 0 | 0 | 0 | 0 | 5 | 11 | 0.00 | 1.500 |

| PITCHER | IP | WLS | BF | H | R | ER | SO | BB | IBB | HBP | BLK | WP | HR | S | P | ERA | WHIP |
|---|---|---|---|---|---|---|---|---|---|---|---|---|---|---|---|---|---|

| | |
|---|---|
| AB | 30 |
| R | 2 |
| H | 5 |
| RBI | 2 |
| BB | 4 |
| SO | 6 |
| LOB | 10 |

WP: 0 PA: 36
PB: 0
SB: 1
CS: 1

# BOTTOM

San Diego Padres @ Pittsburgh Pirates
PNC Park, Pittsburgh, PA
Sat Sep 19 2009, 12:35 PM EDT
Att. 20,379 - Sunny - 67 F

livebaseballscorecards.com

| Batter | 1 | 2 | 3 | 4 | 5 | 6 | 7 | 8 | 9 | AB | R | H | RBI | BB | SO | LOB |
|---|---|---|---|---|---|---|---|---|---|---|---|---|---|---|---|---|
| 22 Andrew McCutchen, R (1, 8)<br>OBP: 0.347, SLG: 0.457 | B FF 88<br>B FF 88<br>C FF 90<br>B FF 91<br>S FF 90<br>X SI 91<br>3-2 ① G6-3 | | B FF 90<br>C FF 89<br>F SL 84<br>F FF 93<br>F FF 92<br>F CH 83<br>B FF 93<br>F CH 83<br>F SL 85<br>3-2 ① F9<br>B CU 73<br>X FF 91 | | B SL 87<br>C SL 85<br>C CH 83<br>B FF 94<br>X FF 93<br>2-2 1B | | | C FC 91<br>B SL 82<br>X SL 80<br>1-1 ① L1 | | 4 | 0 | 1 | 0 | 0 | 0 | 0 |
| 5 Ronny Cedeno, R (1, 6)<br>OBP: 0.260, SLG: 0.345 | B FF 91<br>B FF 89<br>B FF 90<br>B FF 89<br>4-0 23 E 41 FC5-4 BB | | C FF 90<br>X SL 84<br>0-1 E4 1B | | 1 SAFE<br>B FF 89<br>1 SAFE<br>F FF 91<br>1 SAFE<br>P PO 91<br>F FF 89<br>S SL 87<br>2-3 ③ K | | | B FF 91<br>C FF 91<br>F FC 91<br>C SL 82<br>1-3 ② K | | 3 | 1 | 1 | 0 | 1 | 2 | 1 |
| 23 Robinzon Diaz, R (1, 2)<br>OBP: 0.311, SLG: 0.365 | 1 SAFE<br>X CH 80<br>0-0 E5 41 FC5-4<br>1-3 | | B FF 91<br>D CH 83<br>B SL 85<br>B SI 92<br>4-0 41 G6-4-3 BB | | | B CH 80<br>X SL 85<br>1-0 ① G5-3 | | C SL 82<br>B SL 83<br>S SL 82<br>X SL 83<br>1-2 ③ G6-3 | | 3 | 0 | 0 | 0 | 1 | 0 | 1 |
| 41 Ryan Doumit, S (1, 9)<br>OBP: 0.281, SLG: 0.407 | B SL 86<br>X CH 80<br>1-0 ② FC5-4 85 S<br>1-2f<br>3-H | | 1 SAFE<br>C SL 86<br>F FF 92<br>F FF 93<br>X CH 84<br>0-2 ②③ G6-4-3<br>1-2f | | | B SL 84<br>C SL 85<br>X FF 91<br>1-1 ② F9 | | | C FF 93<br>C CU 79<br>S CU 80<br>0-3 ① K | 4 | 0 | 0 | 1 | 0 | 1 | 3 |
| 85 Lastings Milledge, R (1, 7)<br>OBP: 0.327, SLG: 0.356 | 1 SAFE<br>B SL 85<br>C SI 89<br>B CH 81<br>B FF 91<br>C SL 84<br>B FF 91<br>4-2<br>1-2 BB | | | C CH 80<br>X FF 89<br>0-1 ① F9 | | C CH 81<br>B CH 81<br>F CH 87<br>F FF 92<br>F FF 93<br>X CH 84<br>1-2 51 S 1B | | | C CU 81<br>X FF 94<br>0-1 ② P3 | 3 | 0 | 1 | 0 | 1 | 0 | 0 |
| 51 Steve Pearce, R (1, 3)<br>OBP: 0.289, SLG: 0.378<br>44 Brandon Moss, L (9, PH)<br>OBP: 0.301, SLG: 0.384 | B CU 74<br>S CH 82<br>S CH 81<br>F FF 92<br>D CH 85<br>S CH 83<br>2-3 ③ K | | | S SL 86<br>F SL 85<br>T CH 84<br>0-2 ② K | | 1 SAFE<br>1 SAFE<br>S SL 86<br>1 SAFE<br>C SL 86<br>1 SAFE<br>F SL 89<br>B FF 93<br>D CH 86<br>3-3 ③ B FF 89<br>S SL 87<br>K<br>1-2 | | | C CU 78<br>B CU 80<br>B FF 93<br>X SI 93<br>2-1 1B | 3<br>1 | 0<br>0 | 0<br>1 | 0<br>0 | 0<br>0 | 3<br>0 | 3<br>0 |
| 18 Neil Walker, S (1, 5)<br>OBP: 0.250, SLG: 0.143 | | C FF 90<br>C CU 74<br>S CH 84<br>0-3 ① K | | B CH 83<br>F SL 84<br>B CU 72<br>X SL 84<br>2-1 ③ F9 | | | S FF 91<br>B CH 82<br>C FF 92<br>S CH 83<br>1-3 ① K | | X CU 80<br>0-0 ③ F9 | 4 | 0 | 0 | 0 | 0 | 2 | 1 |
| 10 Brian Bixler, R (1, 4)<br>OBP: 0.263, SLG: 0.361 | | L FF 90<br>B CH 81<br>S SL 85<br>B CH 85<br>F FF 91<br>B FF 88<br>F FF 92<br>X FF 92<br>3-2 ② G4-3 | | | F SL 84<br>B CU 71<br>X CH 81<br>1-1 49 B2-6-4 1B | | C FF 92<br>S FF 93<br>X FF 93<br>0-2 ② F8 | | | 3 | 0 | 1 | 0 | 0 | 0 | 0 |
| 49 Ross Ohlendorf, R (1, 1)<br>OBP: 0.083, SLG: 0.068<br>5 Ramón Vázquez, L (7, PH)<br>OBP: 0.344, SLG: 0.289<br>58 Steven Jackson, R (8, 1)<br>32 Phil Dumatrait, R (9, 1)<br>54 Denny Bautista, R (9, 1) | | C FF 92<br>S FF 92<br>F SI 88<br>X CH 85<br>0-2 ③ G1-3 | | | B FF 91<br>X FF 90<br>1-0 ①② B2-6-4<br>1-2f | | B FF 92<br>C FF 91<br>B CU 79<br>S FF 91<br>X CH 84<br>2-2 ③ G3-1 | | | 2<br>1<br>0<br>0<br>0 | 0<br>0<br>0<br>0<br>0 | 0<br>0<br>0<br>0<br>0 | 0<br>0<br>0<br>0<br>0 | 0<br>0<br>0<br>0<br>0 | 0<br>0<br>0<br>0<br>0 | 1<br>0<br>0<br>0<br>0 |
| Inning Stats | R: 1<br>E: 1<br>K: 1<br>S: 11<br>H: 0<br>LOB: 2<br>BB: 2<br>P: 25 | R: 0<br>E: 0<br>K: 1<br>S: 12<br>H: 0<br>LOB: 0<br>BB: 0<br>P: 15 | R: 0<br>E: 1<br>K: 0<br>S: 14<br>H: 1<br>LOB: 1<br>BB: 1<br>P: 21 | R: 0<br>E: 0<br>K: 1<br>S: 7<br>H: 0<br>LOB: 0<br>BB: 0<br>P: 9 | R: 0<br>E: 0<br>K: 1<br>S: 10<br>H: 2<br>LOB: 1<br>BB: 0<br>P: 15 | R: 0<br>E: 0<br>K: 1<br>S: 12<br>H: 1<br>LOB: 1<br>BB: 0<br>P: 18 | R: 0<br>E: 0<br>K: 1<br>S: 9<br>H: 0<br>LOB: 0<br>BB: 0<br>P: 12 | R: 0<br>E: 0<br>K: 1<br>S: 8<br>H: 0<br>LOB: 0<br>BB: 0<br>P: 11 | R: 0<br>E: 0<br>K: 1<br>S: 8<br>H: 1<br>LOB: 1<br>BB: 0<br>P: 10 | 1B: 5<br>2B: 0<br>3B: 0<br>HR: 0<br>SF: 0<br>SAC: 0<br>DP: 2<br>HBP: 0 | | | | | | |

| | AB | 31 |
|---|---|---|
| | R | 1 |
| | H | 5 |
| | RBI | 1 |
| | BB | 3 |
| | SO | 8 |
| | LOB | 10 |

| PITCHER | | IP | WLS | BF | H | R | ER | SO | BB | IBB | HBP | BLK | WP | HR | S | P | ERA | WHIP |
|---|---|---|---|---|---|---|---|---|---|---|---|---|---|---|---|---|---|---|
| 33 Clayton Richard, L<br>ERA: 4.69 | (1, 1) | 6.0 | | 24 | 4 | 1 | 0 | 5 | 3 | 0 | 0 | 0 | 0 | 0 | 66 | 103 | 0.00 | 1.167 |
| 37 Mike Adams, R<br>ERA: 0.89 | (7, 1) | 1.0 | | 3 | 0 | 0 | 0 | 1 | 0 | 0 | 0 | 0 | 0 | 0 | 9 | 12 | 0.00 | 0.000 |
| 57 Luke Gregerson, R<br>ERA: 2.77 | (8, 1) | 1.0 | W | 3 | 0 | 0 | 0 | 1 | 0 | 0 | 0 | 0 | 0 | 0 | 8 | 11 | 0.00 | 0.000 |
| 21 Heath Bell, R<br>ERA: 2.81 | (9, 1) | 1.0 | S | 4 | 1 | 0 | 0 | 1 | 0 | 0 | 0 | 0 | 0 | 0 | 8 | 10 | 0.00 | 1.000 |

| PITCHER | IP | WLS | BF | H | R | ER | SO | BB | IBB | HBP | BLK | WP | HR | S | P | ERA | WHIP |
|---|---|---|---|---|---|---|---|---|---|---|---|---|---|---|---|---|---|

# San Diego Padres @ Pittsburgh Pirates

PNC Park, Pittsburgh, PA

Sun Sep 20 2009, 1:35 PM EDT

Att. 24,028 - Sunny - 80 F

livebaseballscorecards.com

TOP

| Batter | 1 | 2 | 3 | 4 | 5 | 6 | 7 | 8 | 9 | AB | R | H | RBI | BB | SO | LOB |
|---|---|---|---|---|---|---|---|---|---|---|---|---|---|---|---|---|
| 1 Everth Cabrera, S (1, 6)<br>OBP: 0.354, SLG: 0.381 | C SI 87<br>X SI 88<br>0-1<br>G1-3 | | B CU 72<br>C CU 70<br>X FF 88<br>1-1<br>22<br>2B<br>23<br>SF7<br>1B | C CU 69<br>C CU 74<br>B CU 75<br>S CU 70<br>1-3<br>K | | B CU 74<br>B CU 74<br>B SI 89<br>B FF 88<br>4-0<br>1-2<br>BB | | | 1 SAFE<br>C FF 89<br>F CH 84<br>X CH 84<br>0-2<br>SF7<br>1-H | 3 | 1 | 1 | 1 | 1 | 1 | 0 |
| 22 David Eckstein, R (1, 4)<br>OBP: 0.320, SLG: 0.337 | B SI 87<br>C SI 87<br>F CH 83<br>F FF 88<br>B CU 74<br>X SI 89<br>2-2<br>G5-3 | | B CU 73<br>1 SAFE<br>C FF 87<br>B SI 88<br>F FF 88<br>B SI 88<br>F FF 89<br>1 SAFE<br>F SI 88<br>3-2<br>X CH 82<br>14<br>1B<br>2<br>FC5-2<br>1-3<br>2B | | B CH 83<br>F CH 85<br>X CU 69<br>1-1<br>P2 | B CU 75<br>C SI 89<br>X SI 91<br>1-1<br>F7 | | | B SI 90<br>S SL 82<br>C SL 81<br>X SL 85<br>1-2<br>G3-1 | 5 | 0 | 1 | 0 | 0 | 0 | 2 |
| 23 Adrián González, L (1, 3)<br>OBP: 0.398, SLG: 0.555 | F FF 88<br>F SI 88<br>X FF 88<br>0-2<br>2B | | B CU 76<br>S CU 72<br>S SL 82<br>X SL 85<br>1-2<br>SF7<br>3-H | | X CU 69<br>0-0<br>G2-3 | | X SI 88<br>0-0<br>F7 | | B FF 91<br>X FF 92<br>1-0<br>F7 | 4 | 0 | 1 | 1 | 0 | 0 | 0 |
| 7 Chase Headley, S (1, 5)<br>OBP: 0.337, SLG: 0.390 | B SI 89<br>F CH 84<br>B SI 89<br>D CU 74<br>F SI 89<br>F SI 90<br>S FF 90<br>3-3<br>K | | B CH 84<br>B CU 75<br>B SI 91<br>B SI 86<br>4-0<br>14<br>1B<br>2<br>E<br>BB | | C CH 84<br>X CU 69<br>0-1<br>14<br>2B | | C FF 89<br>S CH 80<br>B FF 89<br>X CH 79<br>1-2<br>F7 | | | 3 | 2 | 1 | 0 | 1 | 1 | 1 |
| 14 Oscar Salazar, R (1, 7)<br>OBP: 0.388, SLG: 0.538 | | C SI 87<br>X SI 87<br>0-1<br>2<br>1B<br>2B | C CH 82<br>F CU 74<br>B SI 90<br>X CH 84<br>1-2<br>2<br>E<br>1-2<br>2-3<br>1B | | C SI 89<br>X CU 73<br>0-1<br>2-H<br>2B | | B FF 88<br>X FF 88<br>1-0<br>F9 | | | 4 | 0 | 3 | 1 | 0 | 0 | 0 |
| 2 Edgar Gonzalez, R (1, 9)<br>OBP: 0.272, SLG: 0.361<br>18 Tony Gwynn Jr., L (7, 8)<br>OBP: 0.339, SLG: 0.330 | | B CU 72<br>B CU 74<br>X SI 89<br>2-0<br>25<br>G3-1<br>2-H<br>1B | X CU 75<br>0-0<br>FC5-2<br>25<br>FC4-6<br>1-3<br>2-H<br>3-Hf | | B SI 89<br>F CH 84<br>B SI 90<br>X CH 83<br>2-1<br>G6-3 | | | C FF 87<br>B CU 69<br>X FF 87<br>1-1<br>G4-3 | | 3<br>1 | 0<br>0 | 1<br>0 | 0<br>0 | 0<br>0 | 0<br>0 | 3<br>0 |
| 25 Will Venable, L (1, 8)<br>OBP: 0.337, SLG: 0.469<br>(7, 9) | | D CU 74<br>B SI 89<br>S SI 90<br>X SI 90<br>2-1<br>G3-1<br>2-3 | B SL 83<br>X SL 81<br>1-0<br>FC4-6<br>1-2f | | | C SI 89<br>F SL 80<br>F CU 71<br>F FF 88<br>B SL 79<br>B CU 75<br>X SI 90<br>2-2<br>1<br>BB<br>1B | | C CH 78<br>B CU 71<br>B FF 88<br>X CH 79<br>2-1<br>F7 | | 4 | 0 | 1 | 0 | 0 | 0 | 3 |
| 28 Henry Blanco, R (1, 2)<br>OBP: 0.323, SLG: 0.377 | | I IN 66<br>I IN 67<br>I IN 67<br>I IN 67<br>4-0<br>IBB | | C CH 83<br>F EP 67<br>B FF 89<br>X CH 84<br>1-2<br>F9 | | 1 SAFE<br>F SI 89<br>F SI 88<br>B FF 89<br>F SI 87<br>F CH 82<br>C CU 75<br>1-3<br>K | | X SI 88<br>0-0<br>F8 | | 3 | 0 | 0 | 0 | 1 | 1 | 1 |
| 29 Kevin Correia, R (1, 1)<br>OBP: 0.157, SLG: 0.143<br>57 Luke Gregerson, L (8, 1)<br>3 Luis Durango, S (9, PH)<br>OBP: 0.667, SLG: 0.600<br>63 Sean Gallagher, R (9, 1)<br>21 Heath Bell, R (9, 1) | | S CU 74<br>X CU 75<br>0-1<br>G6-3 | | X SI 87<br>0-0<br>P3 | | X FF 88<br>0-0<br>B1 | | | B FF 90<br>B FF 90<br>B SI 89<br>C FF 89<br>B FF 90<br>4-1<br>1<br>E<br>1<br>S<br>1<br>SF7<br>BB | 3<br>0<br>0<br>0<br>0 | 0<br>0<br>1<br>0<br>0 | 0<br>0<br>0<br>0<br>0 | 0<br>0<br>0<br>0<br>0 | 0<br>0<br>1<br>0<br>0 | 0<br>0<br>0<br>0<br>0 | 3<br>0<br>0<br>0<br>0 |
| Inning Stats | R: 0<br>E: 0<br>K: 1<br>S: 13<br>H: 1<br>LOB: 1<br>BB: 0<br>P: 18 | R: 0<br>E: 0<br>K: 0<br>S: 7<br>H: 2<br>LOB: 2<br>BB: 1<br>P: 15 | R: 2<br>E: 1<br>K: 0<br>S: 15<br>H: 3<br>LOB: 2<br>BB: 1<br>P: 26 | R: 0<br>E: 0<br>K: 1<br>S: 7<br>H: 0<br>LOB: 0<br>BB: 0<br>P: 9 | R: 1<br>E: 0<br>K: 0<br>S: 9<br>H: 2<br>LOB: 1<br>BB: 0<br>P: 12 | R: 0<br>E: 0<br>K: 1<br>S: 13<br>H: 1<br>LOB: 2<br>BB: 1<br>P: 21 | R: 0<br>E: 0<br>K: 0<br>S: 5<br>H: 0<br>LOB: 0<br>BB: 0<br>P: 7 | R: 0<br>E: 0<br>K: 0<br>S: 5<br>H: 0<br>LOB: 0<br>BB: 0<br>P: 8 | R: 1<br>E: 0<br>K: 0<br>S: 8<br>H: 0<br>LOB: 0<br>BB: 1<br>P: 14 | 1B: 4<br>2B: 5<br>3B: 0<br>HR: 0<br>SF: 2<br>SAC: 0<br>DP: 0<br>HBP: 0 | | | | | | |

| | AB | 33 |
|---|---|---|
| | R | 4 |
| | H | 9 |
| | RBI | 3 |
| | BB | 4 |
| | SO | 3 |
| | LOB | 13 |

WP: 0 PB: 0 SB: 1 CS: 0 PA: 39

| PITCHER | | IP | WLS | BF | H | R | ER | SO | BB | IBB | HBP | BLK | WP | HR | S | P | ERA | WHIP |
|---|---|---|---|---|---|---|---|---|---|---|---|---|---|---|---|---|---|---|
| 28 Paul Maholm, L<br>ERA: 4.46 | (1, 1) | 6.0 | L | 29 | 9 | 3 | 2 | 3 | 2 | 1 | 0 | 0 | 0 | 0 | 64 | 101 | 3.00 | 1.833 |
| 27 Jeff Karstens, R<br>ERA: 5.09 | (7, 1) | 2.0 | | 6 | 0 | 0 | 0 | 0 | 0 | 0 | 0 | 0 | 0 | 0 | 10 | 15 | 0.00 | 0.000 |
| 58 Steven Jackson, R<br>ERA: 3.44 | (9, 1) | 0.2 | | 3 | 0 | 1 | 0 | 0 | 1 | 0 | 0 | 0 | 0 | 0 | 7 | 12 | 0.00 | 1.500 |
| 56 Donnie Veal, L<br>ERA: 4.38 | (9, 1) | 0.1 | | 1 | 0 | 0 | 0 | 0 | 0 | 0 | 0 | 0 | 0 | 0 | 1 | 2 | 0.00 | 0.000 |

| PITCHER | IP | WLS | BF | H | R | ER | SO | BB | IBB | HBP | BLK | WP | HR | S | P | ERA | WHIP |
|---|---|---|---|---|---|---|---|---|---|---|---|---|---|---|---|---|---|

# BOTTOM

## San Diego Padres @ Pittsburgh Pirates

PNC Park, Pittsburgh, PA

Sun Sep 20 2009, 1:35 PM EDT

Att. 24,028 - Sunny - 80 F

livebaseballscorecards.com

| Batter | 1 | 2 | 3 | 4 | 5 | 6 | 7 | 8 | 9 | AB | R | H | RBI | BB | SO | LOB |
|---|---|---|---|---|---|---|---|---|---|---|---|---|---|---|---|---|
| 22 Andrew McCutchen, R (1, 8)<br>OBP: 0.346, SLG: 0.455 | C FC 88<br>B SI 90<br>B SL 85<br>F SL 84<br>B SI 92<br>F FF 90<br>C CH 91<br>3-3 ① K | | C SL 86<br>C CH 90<br>F CU 77<br>C FC 90<br>0-3 ③ K | | | B SL 87<br>X SL 85<br>1-0 ② F9 | | C SL 82<br>X FC 90<br>0-1 1B | | 4 | 0 | 1 | 0 | 0 | 2 | 0 |
| 5 Ronny Cedeno, R (1, 6)<br>OBP: 0.257, SLG: 0.340 | F FC 91<br>C CH 92<br>F SL 86<br>F CU 76<br>B FC 90<br>B SI 90<br>X CH 90<br>2-2 ② P2 | | | C CH 91<br>B CH 91<br>X CH 92<br>1-1 ① L3 | | C FC 91<br>F SL 84<br>T CU 77<br>0-2 ③ K | | B FF 91<br>S SL 82<br>F FC 91<br>F SL 83<br>X SL 84<br>1-2 ③ G6-3 | | 4 | 0 | 0 | 0 | 0 | 1 | 1 |
| 85 Lastings Milledge, R (1, 7)<br>OBP: 0.335, SLG: 0.370 | C SL 85<br>F SL 84<br>B CH 92<br>F CU 76<br>B FC 90<br>B SL 83<br>F SL 83<br>X FC 90<br>3-2 1B | | | X SL 86<br>0-0 41 G3 2B | | | C SL 87<br>F CH 91<br>B FC 89<br>X CU 75<br>1-2 ① F8 | | C FF 91<br>X SL 85<br>0-1 44 BB 1B | 4 | 0 | 3 | 0 | 0 | 0 | 0 |
| 41 Ryan Doumit, S (1, 2)<br>OBP: 0.277, SLG: 0.400 | C SL 83<br>F SL 88<br>X CU 75<br>0-2 ③ F8 | | | S SL 84<br>S SL 85<br>X FC 90<br>0-2 ② G3<br>2-3 | | | C SL 84<br>F SI 92<br>X CU 76<br>0-2 ② L3 | | C FF 89<br>X FF 89<br>0-1 ① F7 | 4 | 0 | 0 | 0 | 0 | 0 | 3 |
| 44 Brandon Moss, L (1, 9)<br>OBP: 0.306, SLG: 0.387 | | C CH 82<br>X FC 90<br>0-1 51 CS 1B | | X SL 85<br>0-0 ③ G3 | | | B SL 83<br>B SL 83<br>X SI 91<br>2-0 51 1B 1B | | B FF 90<br>B FF 90<br>B FF 91<br>C FF 89<br>B FF 88<br>4-1<br>1-2 BB | 3 | 0 | 2 | 0 | 1 | 0 | 1 |
| 51 Steve Pearce, R (1, 3)<br>OBP: 0.288, SLG: 0.374 | | P PO 83<br>B SL 85<br>S CH 90<br>1 SAFE<br>F CH 90<br>B SL 84<br>S CH 91<br>3-3 ① ② K<br>1-2 | | | C SL 85<br>B SI 91<br>F SL 84<br>B SI 91<br>X SI 92<br>2-2 ① G6-3 | | X SI 90<br>0-0<br>1-2 1B | | C FF 93<br>C CU 80<br>D CU 82<br>B CU 82<br>S FF 93<br>2-3 ② K | 4 | 0 | 1 | 0 | 0 | 2 | 3 |
| 18 Neil Walker, S (1, 5)<br>OBP: 0.250, SLG: 0.160 | | C SL 84<br>B CU 77<br>B CU 76<br>X SL 82<br>2-1 ③ L7 | | | X SL 86<br>0-0 36 G4-3 1B | | C CH 84<br>F FC 90<br>F SL 89<br>X CU 75<br>0-2 ③ F7 | | B FF 93<br>B FF 92<br>C SI 91<br>F SI 92<br>F FF 94<br>B FF 94<br>S CU 81<br>3-3 ③ K | 4 | 0 | 1 | 0 | 0 | 1 | 4 |
| 36 Luis Alfonso Cruz, R (1, 4)<br>OBP: 0.250, SLG: 0.179 | | | C CH 89<br>B SL 82<br>F SL 82<br>B CU 77<br>F CH 91<br>F FC 93<br>B FC 91<br>F FC 91<br>X SL 86<br>3-2 ① P4 | | B SL 86<br>C CH 90<br>X CH 91<br>1-1 ② ③ G4-3<br>1-2f | | | B FC 91<br>B FC 91<br>C SL 82<br>S SL 82<br>X SL 83<br>2-2 ① G5-3 | | 3 | 0 | 0 | 0 | 0 | 0 | 1 |
| 28 Paul Maholm, L (1, 1)<br>OBP: 0.119, SLG: 0.143<br>23 Robinzon Diaz, R (6, PH)<br>OBP: 0.309, SLG: 0.362<br>27 Jeff Karstens, R (7, 1)<br>OBP: 0.160, SLG: 0.056<br>24 Delwyn Young, S (8, PH)<br>OBP: 0.328, SLG: 0.379<br>58 Steven Jackson, R (9, 1)<br>56 Donnie Veal, L (9, 1) | | | C CH 91<br>B SL 83<br>S SL 85<br>B CU 77<br>B CH 91<br>S SL 86<br>3-3 ② K | | | C CH 90<br>B SL 82<br>X SL 85<br>1-1 ① G4-3 | | F FF 90<br>C SL 80<br>F SL 82<br>X SL 82<br>0-2 ② G1-3 | | 1<br>1<br>0<br>1<br>0<br>0 | 0<br>0<br>0<br>0<br>0<br>0 | 0<br>0<br>0<br>0<br>0<br>0 | 0<br>0<br>0<br>0<br>0<br>0 | 0<br>0<br>0<br>0<br>0<br>0 | 1<br>0<br>0<br>0<br>0<br>0 | 0<br>0<br>0<br>0<br>0<br>0 |
| Inning Stats | R: 0 H: 1<br>E: 0 LOB: 1<br>K: 1 BB: 0<br>S: 17 P: 25 | R: 0 H: 1<br>E: 0 LOB: 0<br>K: 1 BB: 0<br>S: 8 P: 12 | R: 0 H: 0<br>E: 0 LOB: 0<br>K: 2 BB: 0<br>S: 13 P: 19 | R: 0 H: 1<br>E: 0 LOB: 1<br>K: 0 BB: 0<br>S: 7 P: 8 | R: 0 H: 1<br>E: 0 LOB: 0<br>K: 0 BB: 0<br>S: 6 P: 9 | R: 0 H: 0<br>E: 0 LOB: 0<br>K: 1 BB: 0<br>S: 6 P: 8 | R: 0 H: 2<br>E: 0 LOB: 2<br>K: 0 BB: 0<br>S: 12 P: 15 | R: 0 H: 1<br>E: 0 LOB: 1<br>K: 0 BB: 0<br>S: 13 P: 16 | R: 0 H: 1<br>E: 0 LOB: 2<br>K: 2 BB: 1<br>S: 12 P: 21 | 1B: 7<br>2B: 1<br>3B: 0<br>HR: 0 | SF: 0<br>SAC: 0<br>DP: 1<br>HBP: 0 | WP: 0<br>PB: 0<br>SB: 0<br>CS: 1 | PA: 34 | | | | |

| PITCHER | | IP | WLS | BF | H | R | ER | SO | BB | IBB | HBP | BLK | WP | HR | S | P | ERA | WHIP |
|---|---|---|---|---|---|---|---|---|---|---|---|---|---|---|---|---|---|---|
| 29 Kevin Correia, R<br>ERA: 4.08 | (1, 1) | 7.0 | W | 25 | 6 | 0 | 0 | 5 | 0 | 0 | 0 | 0 | 0 | 0 | 69 | 96 | 0.00 | 0.857 |
| 57 Luke Gregerson, R<br>ERA: 2.73 | (8, 1) | 1.0 | H | 4 | 1 | 0 | 0 | 0 | 0 | 0 | 0 | 0 | 0 | 0 | 13 | 16 | 0.00 | 1.000 |
| 63 Sean Gallagher, R<br>ERA: 6.38 | (9, 1) | 0.1 | | 3 | 1 | 0 | 0 | 0 | 1 | 0 | 0 | 0 | 0 | 0 | 5 | 9 | 0.00 | 6.000 |
| 21 Heath Bell, R<br>ERA: 2.78 | (9, 1) | 0.2 | S | 2 | 0 | 0 | 0 | 2 | 0 | 0 | 0 | 0 | 0 | 0 | 7 | 12 | 0.00 | 0.000 |

| PITCHER | IP | WLS | BF | H | R | ER | SO | BB | IBB | HBP | BLK | WP | HR | S | P | ERA | WHIP |
|---|---|---|---|---|---|---|---|---|---|---|---|---|---|---|---|---|---|

| Batter | 1 | 2 | 3 | 4 | 5 | 6 | 7 | 8 | 9 | 10 | 11 | AB | R | H | RBI | BB | SO | LOB |
|---|---|---|---|---|---|---|---|---|---|---|---|---|---|---|---|---|---|---|
| 1 Everth Cabrera, S (1, 6) OBP: 0.352, SLG: 0.377 | C FF 90<br>B FF 91<br>B CH 83<br>B FF 89<br>C FF 89<br>X FF 88<br>3-2 ① F7 | C CH 82<br>B CH 83<br>C CH 80<br>X CH 83<br>1-2 ③ G1-3 | | B FF 91<br>B CH 82<br>X FF 90<br>2-0 ③ G4-3 | | | C SI 90<br>B SI 90<br>T SI 92<br>B SI 91<br>F SL 79<br>F SL 79<br>F SI 91<br>S SL 80<br>2-3 ① K | B FF 91<br>1 SAFE<br>X FF 92<br>1-0 ③ F8 | | | B SI 88<br>C SI 88<br>X CH 80<br>1-1 22 SH3-4<br>7 2B<br>1B | 6 | 1 | 1 | 0 | 0 | 1 | 2 |
| 22 David Eckstein, R (1, 4) OBP: 0.321, SLG: 0.338 | C FF 90<br>X SL 83<br>0-1 23 HR<br>1B | | B FF 90<br>B SI 90<br>C FF 90<br>X FF 89<br>2-1 7 2B<br>14 1B<br>1B | | B FF 90<br>B SL 82<br>C FF 90<br>B SL 82<br>F SI 89<br>X FF 90<br>3-2 ① F8 | | C SL 78<br>C SI 90<br>X SL 78<br>0-2 ② G5-3 | | C FF 92<br>F SL 83<br>X FF 93<br>0-2 ① G6-3 | | X SI 87<br>0-0 ① SH3-4<br>1-2 | 5 | 2 | 2 | 0 | 0 | 0 | 0 |
| 23 Adrián González, L (1, 3) OBP: 0.398, SLG: 0.557 | B SI 89<br>X FF 90<br>1-0 1-H HR | | B CH 83<br>C FF 90<br>X CH 82<br>1-1 ① L4 | | B FF 92<br>B CH 82<br>S FF 90<br>S FF 91<br>X FF 93<br>2-2 ② F8 | | B SI 92<br>B SI 90<br>B SI 92<br>C SI 92<br>X SI 91<br>3-1 ③ G4-3 | | B SL 84<br>F FF 93<br>B FF 93<br>B FF 92<br>S FF 92<br>F FF 94<br>S SL 86<br>3-3 ② K | | I IN 73<br>I IN 75<br>I IN 76<br>I IN 76<br>4-0 7 2B<br>14 2B<br>IBB | 5 | 2 | 1 | 2 | 1 | 1 | 1 |
| 7 Chase Headley, S (1, 5) OBP: 0.342, SLG: 0.408 | X FF 91<br>0-0 1B | | B CH 83<br>F FF 89<br>B FF 90<br>X CH 81<br>2-1 25 FC1<br>1-3 2B | | F SI 90<br>X CH 82<br>0-1 ③ G4-3 | | | X FF 94<br>0-0 HR<br>1B | C SL 84<br>B SL 88<br>C FF 92<br>F SL 85<br>X SL 85<br>1-2 2B | | B CH 78<br>X FF 89<br>1-0 14 2B<br>1-3<br>2-H 2B | 6 | 2 | 5 | 2 | 0 | 0 | 0 |
| 25 Will Venable, L (1, 9) OBP: 0.337, SLG: 0.463 | 1 SAFE<br>C CH 81<br>B CH 82<br>1 SAFE<br>1 SAFE<br>F FF 90<br>F FF 92<br>B CH 82<br>2-2 ② F7<br>X FF 90 | | F CH 82<br>B FF 91<br>F CH 84<br>F SI 92<br>X CH 82<br>1-2 ② FC1<br>14 1B<br>2-3 | | | B SL 80<br>B FF 90<br>X FF 90<br>2-0 ① G3 | | X FF 93<br>0-0 4 HR<br>1B | S SL 85<br>C FF 93<br>X SL 84<br>0-2 ③ F8 | | I IN 83<br>I IN 78<br>I IN 74<br>I IN 84<br>4-0 14 2B<br>4 SF9<br>IBB | 5 | 2 | 1 | 0 | 1 | 0 | 4 |
| 14 Oscar Salazar, R (1, 7) OBP: 0.385, SLG: 0.536 | F FF 90<br>X FF 90<br>0-1 ③ G5-3 | | S CH 82<br>B FF 92<br>X CH 84<br>1-1 1-2<br>3-H 1B | | | C FF 91<br>S SL 84<br>B SL 84<br>F FF 92<br>X SL 84<br>1-2 ② P3 | | S SL 85<br>X SL 84<br>0-1 ① F9 | | B SI 92<br>X FF 91<br>1-0 ① G5-3 | B SL 78<br>B SI 88<br>B SI 87<br>C FF 88<br>X SI 88<br>3-1 4 SF9<br>18 1B<br>1-3<br>2-H<br>3-H 2B | 6 | 1 | 2 | 3 | 0 | 0 | 2 |
| 4 Nick Hundley, R (1, 2) OBP: 0.309, SLG: 0.401 | | B SI 91<br>B FF 90<br>F FF 90<br>X FF 90<br>2-1 ① F8<br>C FF 91<br>B FF 91<br>X FF 90<br>1-1 ③ P3 | | | | B SL 83<br>F FF 90<br>B FF 90<br>F FF 90<br>X SL 83<br>2-2 2B | | 1 SAFE<br>D SL 86<br>C FF 91<br>1 SAFE<br>B FF 91<br>X FF 93<br>2-1 1-H HR | | C FF 93<br>S CH 85<br>S CH 85<br>0-3 ② K | B FF 93<br>B CU 81<br>S FF 94<br>S FF 93<br>X FF 93<br>2-2 ② SF9<br>2-3<br>3-H | 5 | 1 | 2 | 3 | 0 | 1 | 2 |
| 18 Tony Gwynn Jr., L (1, 8) OBP: 0.344, SLG: 0.333 | | X SI 91<br>0-0 49 SH1-4<br>1B | | C FF 90<br>X FF 90<br>0-1 ① F9 | | B CH 81<br>B CH 82<br>B FF 90<br>I IN 91<br>4-0 IBB | | B CH 87<br>B FF 93<br>F FF 93<br>F SL 84<br>F FF 92<br>X SL 84<br>2-2 ② F8 | | C SI 91<br>B CH 84<br>X FF 92<br>1-1 1B | B FF 94<br>C FF 94<br>C FF 93<br>X FF 94<br>1-2 28 WP<br>28 DI<br>3-H 1B | 5 | 0 | 3 | 1 | 1 | 0 | 0 |
| 49 Wade LeBlanc, L (7, 1)<br>2 Edgar Gonzalez, R (8, PH)<br>40 Greg Burke, R (8, 1)<br>58 Ryan Webb, R (8, 1)<br>37 Mike Adams, R (7, 1)<br>3 Luis Durango, S (8, PH)<br>57 Luke Gregerson, L (8, 1)<br>54 Joe Thatcher, L (8, 1)<br>21 Heath Bell, R (9, 1)<br>11 Drew Macias, L (10, PH)<br>63 Sean Gallagher, R (10, 1)<br>28 Henry Blanco, R (11, PH) | | L SI 90<br>X FF 89<br>0-1 ② SH1-4<br>1-2 | | B FF 90<br>C FF 89<br>F FF 91<br>X FF 92<br>1-2 ② F7 | | B<br>X<br>1-0 ③ F8 | | C SI 94<br>X SL 85<br>0-1 1B | | X FF 91<br>0-0 ③ P5 | C CU 81<br>S FF 93<br>C CU 80<br>0-3 ③ K<br>1-3 | 1 0 0 0 0 0 0<br>1 0 0 0 0 0 2<br>0 0 0 0 0 0 0<br>0 0 0 0 0 0 0<br>0 0 0 0 0 0 0<br>1 0 1 0 0 0 0<br>0 0 0 0 0 0 0<br>0 0 0 0 0 0 0<br>0 0 0 0 0 0 0<br>1 0 0 0 0 0 1<br>0 0 0 0 0 0 0<br>1 0 0 0 0 1 1 | | | | | | |
| Inning Stats | R: 2<br>E: 0<br>K: 0<br>S: 13<br>H: 3<br>LOB: 1<br>BB: 0<br>P: 19 | R: 0<br>E: 0<br>K: 0<br>S: 8<br>H: 1<br>LOB: 1<br>BB: 0<br>P: 11 | R: 1<br>E: 0<br>K: 0<br>S: 14<br>H: 3<br>LOB: 2<br>BB: 0<br>P: 22 | R: 0<br>E: 0<br>K: 0<br>S: 6<br>H: 0<br>LOB: 0<br>BB: 0<br>P: 9 | R: 0<br>E: 0<br>K: 0<br>S: 8<br>H: 0<br>LOB: 0<br>BB: 0<br>P: 13 | R: 0<br>E: 0<br>K: 0<br>S: 9<br>H: 1<br>LOB: 2<br>BB: 1<br>P: 19 | R: 0<br>E: 0<br>K: 1<br>S: 11<br>H: 0<br>LOB: 0<br>BB: 0<br>P: 16 | R: 3<br>E: 0<br>K: 0<br>S: 14<br>H: 4<br>LOB: 1<br>BB: 0<br>P: 19 | R: 0<br>E: 0<br>K: 1<br>S: 14<br>H: 1<br>LOB: 1<br>BB: 0<br>P: 18 | R: 0<br>E: 0<br>K: 1<br>S: 7<br>H: 1<br>LOB: 1<br>BB: 0<br>P: 9 | R: 5<br>E: 0<br>K: 1<br>S: 15<br>H: 4<br>LOB: 1<br>BB: 2<br>P: 31 | 1B: 10<br>2B: 5<br>3B: 0<br>HR: 3<br>SF: 1<br>SAC: 2<br>DP: 0<br>HBP: 0 | | | | | | |

TOP

San Diego Padres @ Pittsburgh Pirates

PNC Park, Pittsburgh, PA

Mon Sep 21 2009, 7:05 PM EDT

Att. 12,566 - Cloudy - 72 F

livebaseballscorecards.com

| | |
|---|---|
| AB | 48 |
| R | 11 |
| H | 18 |
| RBI | 11 |
| BB | 3 |
| SO | 4 |
| LOB | 15 |

WP: 1 PB: 0 SB: 0 CS: 0 PA: 54

| PITCHER | | IP | WLS | BF | H | R | ER | SO | BB | IBB | HBP | BLK | WP | HR | S | P | ERA | WHIP |
|---|---|---|---|---|---|---|---|---|---|---|---|---|---|---|---|---|---|---|
| 34 Daniel McCutchen, R<br>ERA: 5.25 | (1, 1) | 6.0 | | 27 | 8 | 3 | 3 | 0 | 0 | 1 | 0 | 0 | 0 | 1 | 58 | 93 | 4.50 | 1.333 |
| 32 Phil Dumatrait, L<br>ERA: 9.39 | (7, 1) | 1.0 | | 3 | 0 | 0 | 0 | 1 | 0 | 0 | 0 | 0 | 0 | 0 | 11 | 16 | 0.00 | 0.000 |
| 43 Jesse Chavez, R<br>ERA: 4.31 | (8, 1) | 1.0 | | 7 | 4 | 3 | 3 | 0 | 0 | 0 | 0 | 0 | 0 | 2 | 14 | 19 | 27.00 | 4.000 |
| 55 Matt Capps, R<br>ERA: 5.79 | (9, 1) | 1.0 | | 4 | 1 | 0 | 0 | 1 | 0 | 0 | 0 | 0 | 0 | 0 | 14 | 18 | 0.00 | 1.000 |
| 58 Steven Jackson, R<br>ERA: 3.35 | (10, 1) | 1.0 | | 4 | 1 | 0 | 0 | 1 | 0 | 0 | 0 | 0 | 0 | 0 | 7 | 9 | 0.00 | 1.000 |

| PITCHER | | IP | WLS | BF | H | R | ER | SO | BB | IBB | HBP | BLK | WP | HR | S | P | ERA | WHIP |
|---|---|---|---|---|---|---|---|---|---|---|---|---|---|---|---|---|---|---|
| 27 Jeff Karstens, R<br>ERA: 5.53 | (11, 1) | 0.1 | L | 6 | 3 | 5 | 5 | 0 | 0 | 2 | 0 | 0 | 0 | 0 | 6 | 19 | 135.00 | 9.000 |
| 54 Denny Bautista, R<br>ERA: 4.91 | | 0.2 | | 3 | 1 | 0 | 0 | 1 | 0 | 0 | 0 | 0 | 1 | 0 | 9 | 12 | 0.00 | 1.500 |

| Batter | 1 | 2 | 3 | 4 | 5 | 6 | 7 | 8 | 9 | 10 | 11 | AB | R | H | RBI | BB | SO | LOB |
|---|---|---|---|---|---|---|---|---|---|---|---|---|---|---|---|---|---|---|
| 22 Andrew McCutchen, R (1, 8)<br>OBP: 0.350, SLG: 0.458 | C FF 84<br>S CH 72<br>B FF 85<br>X FF 85<br>1-2<br>P6 ① | | B FF 85<br>C FC 82<br>X CH 74<br>1-1<br>G6-3 ② | | B CU 72<br>S CH 73<br>F FF 86<br>X SI 84<br>1-2<br>41<br>1B<br>1B | B SL 88<br>B SL 88<br>C SL 85<br>B SI 94<br>B SL 88<br>4-1<br>15<br>WP<br>BB | | F SL 84<br>B FF 93<br>X SL 84<br>1-1<br>2-H<br>3-H<br>2B | | B FF 93<br>B FF 92<br>C FF 92<br>B FF 92<br>S FF 92<br>B FF 92<br>4-2<br>15<br>G4-3<br>BB | | 4 | 0 | 2 | 2 | 2 | 0 | 0 |
| 15 Andy LaRoche, R (1, 5)<br>OBP: 0.326, SLG: 0.369 | B FF 85<br>C FF 85<br>F CU 73<br>T CH 71<br>1-2<br>K ② | | B FC 81<br>S CH 73<br>X FC 83<br>1-1<br>41<br>BB<br>46<br>BB<br>1B | | 1 SAFE<br>C CH 80<br>C FF 84<br>1 SAFE<br>1 SAFE<br>S FC 80<br>0-3<br>K ① | C SL 85<br>D SL 88<br>F SI 95<br>B SL 89<br>B SI 96<br>X SL 86<br>3-2<br>L4 ③<br>1-2<br>2-3<br>3-H | | C FC 92<br>X FC 92<br>0-1<br>F9 ② | | 1 SAFE<br>X FF 90<br>0-0<br>G4-3 ①<br>1-2 | | 6 | 0 | 1 | 0 | 0 | 2 | 5 |
| 46 Garrett Jones, L (1, 9)<br>OBP: 0.369, SLG: 0.595 | B FF 85<br>B FF 86<br>X SI 86<br>2-0<br>HR | | B FC 81<br>B FC 81<br>1 SAFE<br>S CH 75<br>C FC 81<br>F FC 81<br>1 SAFE<br>B FF 84<br>B CH 72<br>4-2<br>41<br>BB<br>1-2<br>BB | | B CU 71<br>S CU 80<br>B CH 72<br>1 SAFE<br>S CU 80<br>1 SAFE<br>C FF 85<br>2-3<br>K ② | | B CU 78<br>T FF 91<br>C FF 90<br>F SL 89<br>X SL 88<br>1-2<br>P5 ①<br>0-3<br>K ② | S FF 87<br>B SL 77<br>F FF 86<br>S SL 75<br>1-3<br>K ③ | | I IN 74<br>I IN 82<br>I IN 78<br>I IN 79<br>4-0<br>18<br>G4-6-3<br>IBB | | 4 | 1 | 1 | 1 | 2 | 2 | 2 |
| 41 Ryan Doumit, S (1, 2)<br>OBP: 0.286, SLG: 0.406<br>10 Brian Bixler, R (9, PR)<br>OBP: 0.263, SLG: 0.361<br>58 Steven Jackson, R (10, 1)<br>18 Neil Walker, S (10, PH)<br>OBP: 0.241, SLG: 0.154<br>27 Jeff Karstens, R (11, 1)<br>OBP: 0.160, SLG: 0.056<br>54 Denny Bautista, R (11, 1) | B CU 74<br>C FC 82<br>S FC 82<br>X FF 87<br>1-2<br>1B | | B FC 82<br>B CH 73<br>B FC 82<br>C FC 81<br>B CH 72<br>4-1<br>1-2<br>2-3<br>BB | | F CH 74<br>X CH 72<br>0-1<br>85<br>FC6-4<br>1-2<br>1B | C CU 78<br>F SL 87<br>C FF 90<br>S FF 92<br>0-3<br>K ② | | B CU 78<br>C FF 93<br>B CU 81<br>X FF 92<br>2-1<br>85<br>1B<br>24<br>FC3-2<br>1B | B FF 91<br>D CU 73<br>F FF 91<br>F FF 90<br>X CU 72<br>2-2<br>G4-6-3<br>1-2f | | 4<br>0<br>0<br>0<br>1<br>0<br>0 | 0<br>0<br>0<br>0<br>0<br>0<br>0 | 3<br>0<br>0<br>0<br>0<br>0<br>0 | 0<br>0<br>0<br>0<br>0<br>0<br>0 | 1<br>0<br>0<br>0<br>0<br>0<br>0 | 1<br>0<br>0<br>0<br>0<br>0<br>2 | 0<br>0<br>0<br>0<br>0<br>0<br>0 |
| 85 Lastings Milledge, R (1, 7)<br>OBP: 0.335, SLG: 0.368 | B FF 84<br>B FC 81<br>C FF 86<br>X CH 75<br>2-1<br>P3 ③ | | B SI 85<br>C FC 82<br>X FC 81<br>1-1<br>P6 ③ | | S CH 72<br>X FF 85<br>0-1<br>FC6-4<br>1-2f ③ | C SL 86<br>B SL 87<br>B FF 90<br>X SL 85<br>2-1<br>F9 ③ | | L FF 91<br>L FF 91<br>1 SAFE<br>X FF 92<br>0-2<br>24<br>FC3-2<br>51<br>BB<br>5<br>G4-3<br>1-3<br>1B | | C SI 92<br>B SI 91<br>B SI 92<br>X SI 91<br>2-1<br>1B | | 6 | 1 | 2 | 0 | 0 | 0 | 6 |
| 51 Steve Pearce, R (1, 3)<br>OBP: 0.296, SLG: 0.367 | | B FF 84<br>B CH 80<br>F FC 82<br>F FC 82<br>F CH 74<br>B CH 72<br>X CH 75<br>3-2<br>G6-3 ① | | C CU 72<br>B CH 73<br>C FF 85<br>S FC 82<br>1-3<br>K ① | | C SL 83<br>B SL 81<br>B SI 91<br>B SI 90<br>B SI 89<br>4-1<br>5<br>SH2-4<br>24<br>1B<br>15<br>WP<br>BB | | C SL 81<br>B SL 83<br>B FF 91<br>B SL 83<br>B FC 92<br>4-1<br>24<br>2B<br>5<br>E<br>BB | C FF 93<br>S FF 93<br>F FF 91<br>F FF 94<br>D CU 81<br>F FF 94<br>D CU 79<br>1 SAFE<br>B CU 80<br>4-2<br>F CU 80<br>B CU 80<br>5<br>G4-3<br>24<br>FC3-2<br>1-2<br>BB | | C SI 91<br>B SI 92<br>S SL 81<br>C SI 95<br>1-3<br>K ① | 3 | 2 | 0 | 0 | 3 | 2 | 1 |
| 24 Delwyn Young, S (1, 4)<br>OBP: 0.329, SLG: 0.382 | | C FF 86<br>S FF 86<br>F FF 86<br>X FF 85<br>0-2<br>F7 ② | | C FF 84<br>B CH 73<br>S CH 74<br>B FF 86<br>C FF 86<br>2-3<br>K ② | | F SI 90<br>X CH 82<br>0-1<br>15<br>WP<br>5<br>SH2-4<br>1-2<br>1B | | B FF 91<br>C SL 79<br>X SL 83<br>1-1<br>5<br>E<br>22<br>2B<br>1-3<br>2B | F FF 94<br>B FF 94<br>X CU 80<br>1-1<br>FC3-2<br>5<br>G4-3<br>1-2<br>2-3<br>3-Hf | | C SI 94<br>S SI 94<br>B SI 93<br>F SI 94<br>B SI 94<br>S SL 80<br>2-3<br>K ② | 6 | 1 | 2 | 0 | 0 | 2 | 4 |
| 5 Ronny Cedeno, R (1, 6)<br>OBP: 0.256, SLG: 0.336 | | B CU 74<br>X FC 82<br>1-0<br>P4 ③ | | B FC 81<br>B CH 73<br>F FF 86<br>B FC 82<br>B FF 86<br>4-1<br>34<br>FC5-4<br>BB | | X SI 90<br>0-0<br>SH2-4 ①<br>1-2<br>2-3 | | F FC 91<br>X SL 84<br>0-1<br>E6<br>5<br>F7<br>22<br>2B<br>2-3<br>3-H | B FF 93<br>B FF 92<br>F FF 92<br>C FF 93<br>F FF 93<br>F FF 92<br>F FF 93<br>X CU 81<br>2-2<br>G4-3 ②<br>1-2<br>2-3<br>3-H | | B SI 92<br>C SI 92<br>X SI 92<br>1-1<br>G1-3 ③ | 4 | 1 | 0 | 2 | 1 | 0 | 4 |
| 34 Daniel McCutchen, R (1, 1)<br>OBP: 0.125, SLG: 0.125<br>44 Brandon Moss, L (6, PH)<br>OBP: 0.305, SLG: 0.386<br>32 Phil Dumatrait, R (7, 1)<br>43 Jesse Chavez, R (8, 1)<br>5 Ramón Vázquez, L (8, PH)<br>OBP: 0.342, SLG: 0.288<br>55 Matt Capps, R (9, 1)<br>35 Jason Jaramillo, S (9, PH)<br>OBP: 0.316, SLG: 0.370<br>(10, 2) | | | B FF 84<br>C FF 84<br>X CH 74<br>1-1<br>F8 ① | | X CH 72<br>0-0<br>FC5-4 ③<br>1-2f | B SI 94<br>3 SAFE<br>S SL 89<br>X SL 89<br>1-1<br>G3 ② | | B SI 91<br>B SL 82<br>C FC 91<br>X FF 91<br>2-1<br>F7 ①<br>1-2 | C FF 93<br>X SI 92<br>0-1<br>G1-3 ③ | | | 2<br>1<br>0<br>0<br>1<br>0<br>1 | 0<br>0<br>0<br>0<br>0<br>0<br>0 | 0<br>0<br>0<br>0<br>0<br>0<br>0 | 0<br>0<br>0<br>0<br>0<br>0<br>0 | 0<br>0<br>0<br>0<br>0<br>0<br>0 | 0<br>0<br>0<br>0<br>0<br>0<br>0 | 1<br>2<br>0<br>0<br>2<br>0<br>3 |
| Inning Stats | R: 1<br>E: 0<br>K: 1<br>S: 12<br>H: 2<br>LOB: 1<br>BB: 0<br>P: 19 | R: 0<br>E: 0<br>K: 0<br>S: 9<br>H: 0<br>LOB: 0<br>BB: 0<br>P: 13 | R: 0<br>E: 0<br>K: 0<br>S: 12<br>H: 1<br>LOB: 3<br>BB: 2<br>P: 24 | R: 0<br>E: 0<br>K: 2<br>S: 8<br>H: 0<br>LOB: 1<br>BB: 1<br>P: 15 | R: 0<br>E: 0<br>K: 2<br>S: 13<br>H: 2<br>LOB: 2<br>BB: 0<br>P: 16 | R: 1<br>E: 0<br>K: 0<br>S: 10<br>H: 1<br>LOB: 2<br>BB: 2<br>P: 22 | R: 0<br>E: 0<br>K: 1<br>S: 9<br>H: 0<br>LOB: 0<br>BB: 0<br>P: 12 | R: 3<br>E: 1<br>K: 1<br>S: 14<br>H: 2<br>LOB: 1<br>BB: 1<br>P: 23 | R: 1<br>E: 0<br>K: 0<br>S: 21<br>H: 2<br>LOB: 3<br>BB: 1<br>P: 30 | R: 0<br>E: 0<br>K: 0<br>S: 6<br>H: 0<br>LOB: 1<br>BB: 2<br>P: 16 | R: 0<br>E: 0<br>K: 2<br>S: 11<br>H: 1<br>LOB: 1<br>BB: 0<br>P: 17 | 1B: 8<br>2B: 2<br>3B: 0<br>HR: 1 | SF: 0<br>SAC: 1<br>DP: 1<br>HBP: 0 | WP: 1<br>PB: 0<br>SB: 0<br>CS: 0 | PA: 53 | | | | | |

| PITCHER | | IP | WLS | BF | H | R | ER | SO | BB | IBB | HBP | BLK | WP | HR | S | P | ERA | WHIP |
|---|---|---|---|---|---|---|---|---|---|---|---|---|---|---|---|---|---|---|
| 49 Wade LeBlanc, L<br>ERA: 3.93 | (1, 1) | 5.0 | | 23 | 5 | 1 | 1 | 5 | 3 | 0 | 0 | 0 | 0 | 1 | 54 | 87 | 1.80 | 1.600 |
| 40 Greg Burke, R<br>ERA: 4.33 | (6, 1) | 0.1 | H | 3 | 1 | 1 | 1 | 0 | 1 | 0 | 0 | 0 | 0 | 0 | 4 | 8 | 27.00 | 6.000 |
| 58 Ryan Webb, R<br>ERA: 3.74 | (6, 1) | 0.2 | H | 3 | 0 | 0 | 0 | 0 | 1 | 0 | 0 | 0 | 1 | 0 | 6 | 14 | 0.00 | 1.500 |
| 37 Mike Adams, R<br>ERA: 0.86 | (7, 1) | 1.0 | H | 3 | 0 | 0 | 0 | 1 | 0 | 0 | 0 | 0 | 0 | 0 | 9 | 12 | 0.00 | 0.000 |
| 57 Luke Gregerson, R<br>ERA: 2.96 | (8, 1) | 0.2 | | 6 | 2 | 3 | 2 | 0 | 1 | 0 | 0 | 0 | 0 | 0 | 11 | 19 | 27.00 | 4.500 |

| PITCHER | | IP | WLS | BF | H | R | ER | SO | BB | IBB | HBP | BLK | WP | HR | S | P | ERA | WHIP |
|---|---|---|---|---|---|---|---|---|---|---|---|---|---|---|---|---|---|---|
| 54 Joe Thatcher, L<br>ERA: 2.41 | (8, 1) | 0.1 | H | 1 | 0 | 0 | 0 | 1 | 0 | 0 | 0 | 0 | 0 | 0 | 3 | 4 | 0.00 | 0.000 |
| 21 Heath Bell, R<br>ERA: 2.88 | (9, 1) | 1.0 | B | 6 | 2 | 1 | 1 | 0 | 1 | 0 | 0 | 0 | 0 | 0 | 21 | 30 | 9.00 | 3.000 |
| 63 Sean Gallagher, R<br>ERA: 6.05 | (10, 1) | 1.0 | W | 4 | 0 | 0 | 0 | 1 | 1 | 0 | 0 | 0 | 0 | 0 | 6 | 16 | 0.00 | 1.000 |
| 55 Adam Russell, R<br>ERA: 3.72 | (11, 1) | 1.0 | | 4 | 1 | 0 | 0 | 2 | 0 | 0 | 0 | 0 | 0 | 0 | 11 | 17 | 0.00 | 1.000 |

# BOTTOM

# San Diego Padres @ Pittsburgh Pirates

PNC Park, Pittsburgh, PA

Mon Sep 21 2009, 7:05 PM EDT

Att. 12,566 - Cloudy - 72 F

livebaseballscorecards.com

| | |
|---|---|
| AB | 43 |
| R | 6 |
| H | 11 |
| RBI | 5 |
| BB | 9 |
| SO | 9 |
| LOB | 32 |

# Cincinnati Reds @ Pittsburgh Pirates

PNC Park, Pittsburgh, PA

Tue Sep 22 2009, 7:05 PM EDT

Att. 16,492 - Cloudy - 74 F

livebaseballscorecards.com

## TOP

| Batter | 1 | 2 | 3 | 4 | 5 | 6 | 7 | 8 | 9 | AB | R | H | RBI | BB | SO | LOB |
|---|---|---|---|---|---|---|---|---|---|---|---|---|---|---|---|---|
| 6 Drew Stubbs, R (1, 8)<br>OBP: 0.316, SLG: 0.475 | F9 | | 2B | | BB | F8 | F7 | | F9 | 5 | 1 | 1 | 0 | 1 | 0 | 4 |
| 7 Paul Janish, R (1, 6)<br>OBP: 0.298, SLG: 0.318 | G1-3 | | G5-3 | | FC2 | | 1B | F7 | | 5 | 2 | 1 | 0 | 0 | 0 | 3 |
| 19 Joey Votto, L (1, 3)<br>OBP: 0.404, SLG: 0.535 | G6-3 | | | 2B | 2B | | BB | 2B | | 4 | 3 | 3 | 1 | 1 | 0 | 0 |
| 4 Brandon Phillips, R (1, 4)<br>OBP: 0.332, SLG: 0.456 | | G1-3 | | G6-3 | 1B | | F8 | G1-3 | | 5 | 1 | 1 | 2 | 0 | 0 | 4 |
| 27 Scott Rolen, R (1, 5)<br>OBP: 0.366, SLG: 0.450 | | K | | G6-3 | 2B | | 1B | 2B | | 5 | 2 | 3 | 3 | 0 | 1 | 1 |
| 50 Pedro Viola, R (8, 1) | | | | | | | | | | 0 | 0 | 0 | 0 | 0 | 0 | 0 |
| 46 Carlos Fisher, R (8, 1) | | | | | | | | | | 0 | 0 | 0 | 0 | 0 | 0 | 0 |
| 31 Jonny Gomes, R (1, 9)<br>OBP: 0.341, SLG: 0.543 | | 2B | | L7 | P4 | | 1B | | 1B | 4 | 0 | 2 | 1 | 0 | 0 | 2 |
| 32 Jay Bruce, L (7, 9)<br>OBP: 0.284, SLG: 0.433 | | | | | | | | | | 1 | 0 | 1 | 1 | 0 | 0 | 0 |
| 16 Darnell McDonald, R (1, 7)<br>OBP: 0.301, SLG: 0.392 | | F9 | | | 1B | G5-3 | BB | F9 | | 3 | 0 | 1 | 0 | 0 | 0 | 1 |
| 17 Laynce Nix, L (7, PH)<br>OBP: 0.292, SLG: 0.468 (7, 7) | | | | | | | | | | 1 | 0 | 0 | 0 | 1 | 0 | 1 |
| 55 Ramon Hernandez, R (1, 2)<br>OBP: 0.331, SLG: 0.356 | | | G5-3 | | 1B | G5-3 | F4 | | F9 | 5 | 1 | 2 | 0 | 0 | 0 | 3 |
| 47 Johnny Cueto, R (1, 1)<br>OBP: 0.174, SLG: 0.116 | | | K | | SH5-4 | SH1-4 | 1B | | G1-3 | 1 | 0 | 0 | 0 | 0 | 1 | 0 |
| 52 Daniel Herrera, L (6, 1) | | | | | | | | | | 0 | 0 | 0 | 0 | 0 | 0 | 0 |
| 58 Ramon Ramirez, R (6, 1) | | | | | | | | | | 0 | 0 | 0 | 0 | 0 | 0 | 0 |
| 64 Juan Francisco, L (7, PH)<br>OBP: 0.429, SLG: 0.833 | | | | | | | | | | 1 | 0 | 1 | 1 | 0 | 0 | 0 |
| 53 Arthur Rhodes, L (7, 1) | | | | | | | | | | 0 | 0 | 0 | 0 | 0 | 0 | 0 |
| 23 Adam Rosales, R (8, 5)<br>OBP: 0.292, SLG: 0.308 | | | | | | | | | | 1 | 0 | 0 | 0 | 0 | 0 | 0 |

| Inning Stats | 1 | 2 | 3 | 4 | 5 | 6 | 7 | 8 | 9 |
|---|---|---|---|---|---|---|---|---|---|
| | R: 0<br>E: 0<br>K: 0<br>S: 6 | H: 0<br>LOB: 0<br>BB: 0<br>P: 10 | R: 0<br>E: 0<br>K: 1<br>S: 14 | H: 1<br>LOB: 1<br>BB: 0<br>P: 18 | R: 0<br>E: 0<br>K: 1<br>S: 13 | H: 1<br>LOB: 1<br>BB: 0<br>P: 18 | R: 0<br>E: 0<br>K: 0<br>S: 7 | H: 1<br>LOB: 1<br>BB: 0<br>P: 12 | R: 5<br>E: 1<br>K: 0<br>S: 14 | H: 5<br>LOB: 1<br>BB: 1<br>P: 24 | R: 0<br>E: 0<br>K: 0<br>S: 12 | H: 1<br>LOB: 1<br>BB: 0<br>P: 16 | R: 3<br>E: 0<br>K: 0<br>S: 22 | H: 4<br>LOB: 3<br>BB: 2<br>P: 37 | R: 2<br>E: 0<br>K: 0<br>S: 17 | H: 3<br>LOB: 1<br>BB: 0<br>P: 29 | R: 0<br>E: 0<br>K: 0<br>S: 6 | H: 0<br>LOB: 0<br>BB: 0<br>P: 11 |

| | AB | R | H | RBI | BB | SO | LOB |
|---|---|---|---|---|---|---|---|
| | 41 | 10 | 16 | 9 | 3 | 2 | 19 |

| 1B: 9 | SF: 0 | WP: 0 | PA: 46 |
|---|---|---|---|
| 2B: 7 | SAC: 2 | PB: 0 | |
| 3B: 0 | DP: 0 | SB: 1 | |
| HR: 0 | HBP: 0 | CS: 0 | |

| PITCHER | | IP | WLS | BF | H | R | ER | SO | BB | IBB | HBP | BLK | WP | HR | S | P | ERA | WHIP |
|---|---|---|---|---|---|---|---|---|---|---|---|---|---|---|---|---|---|---|
| 57 Zach Duke, L | (1, 1) | 6.0 | L | 28 | 9 | 5 | 5 | 2 | 1 | 0 | 0 | 0 | 0 | 0 | 66 | 98 | 7.50 | 1.667 |
| ERA: 4.06 | | | | | | | | | | | | | | | | | | |
| 56 Donnie Veal, L | (7, 1) | 0.1 | | 5 | 3 | 3 | 3 | 0 | 1 | 0 | 0 | 0 | 0 | 0 | 13 | 22 | 81.00 | 12.000 |
| ERA: 6.39 | | | | | | | | | | | | | | | | | | |
| 34 Chris Bootcheck, R | (7, 1) | 0.2 | | 4 | 1 | 0 | 0 | 0 | 1 | 0 | 0 | 0 | 0 | 0 | 9 | 15 | 0.00 | 3.000 |
| ERA: 11.37 | | | | | | | | | | | | | | | | | | |
| 17 Eric Hacker, R | (8, 1) | 1.0 | | 6 | 3 | 2 | 2 | 0 | 0 | 0 | 0 | 0 | 0 | 0 | 17 | 29 | 18.00 | 3.000 |
| ERA: 18.0 | | | | | | | | | | | | | | | | | | |
| 50 Virgil Vasquez, R | (9, 1) | 1.0 | | 3 | 0 | 0 | 0 | 0 | 0 | 0 | 0 | 0 | 0 | 0 | 6 | 11 | 0.00 | 0.000 |
| ERA: 6.0 | | | | | | | | | | | | | | | | | | |

| PITCHER | | IP | WLS | BF | H | R | ER | SO | BB | IBB | HBP | BLK | WP | HR | S | P | ERA | WHIP |
|---|---|---|---|---|---|---|---|---|---|---|---|---|---|---|---|---|---|---|

| Batter | 1 | 2 | 3 | 4 | 5 | 6 | 7 | 8 | 9 | AB | R | H | RBI | BB | SO | LOB |
|---|---|---|---|---|---|---|---|---|---|---|---|---|---|---|---|---|
| 22 Andrew McCutchen, R (1, 8)<br>OBP: 0.353, SLG: 0.466<br>36 Luis Alfonso Cruz, R (9, 4)<br>OBP: 0.250, SLG: 0.179 | B FF 91<br>B CH 84<br>X FF 91<br>2-0<br>HR | | C FF 92<br>B FF 93<br>X CH 83<br>1-1<br>24<br>G3-6-1<br>1B | | C FF 91<br>S SI 93<br>B SL 87<br>B SL 86<br>B FF 93<br>S SI 93<br>3-3 ①<br>K | C FF 90<br>X CH 85<br>0-1 ③<br>G5-3 | | B FF 94<br>B SL 85<br>C FF 94<br>D SL 85<br>B FF 94<br>4-1<br>1-2<br>2-3<br>3-H<br>BB | | 4 1 2 2 1 1 2<br>0 0 0 0 0 0 0 | | | | | |
| 24 Delwyn Young, S (1, 4)<br>OBP: 0.325, SLG: 0.377<br>10 Brian Bixler, R (8, 4)<br>OBP: 0.256, SLG: 0.351<br>(9, 8) | C FF 93<br>S FF 93<br>B SL 87<br>F FF 93<br>B CH 86<br>X SL 87<br>2-2 ①<br>G6-3 | | C SI 90<br>F SL 83<br>B FF 92<br>1 SAFE<br>X CH 83<br>1-2 ① ②<br>G3-6-1<br>1-2f | | B SI 95<br>B CH 83<br>B SI 91<br>C FF 90<br>X SI 91<br>3-1 ②<br>F7 | | B FF 89<br>S FF 90<br>F FF 90<br>F FF 91<br>B FF 91<br>F FF 91<br>F SL 80<br>F FF 91<br>B FF 91<br>3-2 ①<br>F FF 92<br>X FF 90<br>G6-3 | B FF 94<br>S SI 93<br>S SI 93<br>D SL 86<br>S SI 93<br>2-3 ③<br>K | | 4 0 0 0 0 0 1<br>1 0 0 0 0 1 3 | | | | |
| 46 Garrett Jones, L (1, 3)<br>OBP: 0.373, SLG: 0.599 | B SI 92<br>C FF 94<br>B CH 83<br>F SI 93<br>X FC 86<br>2-2<br>1B | | X CH 84<br>0-0<br>2B | | C SI 95<br>F SI 93<br>F FF 95<br>X CH 86<br>0-2<br>41<br>2B<br>1B | | B FF 91<br>S SL 82<br>C FF 91<br>B FF 90<br>X SL 82<br>2-2 ②<br>F7 | | C SI 92<br>B SI 94<br>F SI 93<br>F SL 83<br>F SL 84<br>S FC 94<br>1-3 ①<br>K | 5 0 3 0 0 1 0 | | | | | | |
| 41 Ryan Doumit, S (1, 2)<br>OBP: 0.286, SLG: 0.407<br>35 Jason Jaramillo, S (9, 2)<br>OBP: 0.319, SLG: 0.373 | C SI 92<br>B SI 91<br>B SL 81<br>S CH 83<br>X FF 91<br>2-2 ②<br>P5 | | F SL 86<br>F SI 94<br>B FF 92<br>B FF 93<br>F CH 84<br>D SL 87<br>F SL 87<br>F SI 94<br>X CH 85<br>3-2 ③<br>P5 | | S CH 82<br>B SI 92<br>X SI 93<br>1-1 ③<br>1-H<br>2B | | C SL 80<br>B FF 90<br>S SL 80<br>S SL 80<br>1-3 ③<br>K2-3 | | C SI 93<br>B SL 84<br>X SI 93<br>1-1<br>44<br>G5-3<br>1B | 4 0 1 0 0 1 2<br>1 0 1 0 0 0 0 | | | | | | |
| 44 Brandon Moss, L (1, 9)<br>OBP: 0.304, SLG: 0.381 | 1 SAFE<br>F SL 84<br>C FF 92<br>B FF 92<br>X FF 93<br>1-2 ③<br>P6 | | | F FF 91<br>F FF 92<br>X FF 93<br>0-2 ①<br>F7 | | C SL 73<br>B SL 73<br>F SI 82<br>F FF 82<br>B SC 65<br>X SC 66<br>2-2 ①<br>G3-1 | | B FF 93<br>C FF 91<br>B CH 88<br>B SI 93<br>C FF 92<br>B SI 93<br>4-2<br>18<br>F9<br>85<br>1B<br>22<br>BB<br>BB | C SI 92<br>F FF 94<br>B FF 94<br>B SL 84<br>F FF 94<br>F FF 94<br>X SL 83<br>2-2 ②<br>1-2<br>G5-3 | 4 1 0 0 1 0 2 | | | | | | |
| 85 Lastings Milledge, R (1, 7)<br>OBP: 0.341, SLG: 0.379 | | B FF 91<br>F SL 86<br>B SI 92<br>B SL 84<br>F FF 93<br>X FF 93<br>3-2 ①<br>F8 | | B SL 84<br>F FF 93<br>F SL 84<br>B FF 94<br>F FF 94<br>X CH 86<br>2-2<br>5<br>2B<br>1B | | B SC 71<br>C SI 83<br>S FF 83<br>X SC 67<br>1-2<br>18<br>1B<br>23<br>2B<br>2B | | B SI 92<br>C SI 92<br>X SI 92<br>1-1<br>22<br>BB<br>51<br>BB<br>1-2<br>1B | C FF 92<br>B SL 83<br>F SI 92<br>B FF 94<br>X SL 83<br>2-2 ③<br>G6-3 | 5 2 3 0 0 0 1 | | | | | | |
| 18 Neil Walker, S (1, 5)<br>OBP: 0.242, SLG: 0.167 | | C FF 93<br>X FF 93<br>0-1 ②<br>F8 | C FF 93<br>F FF 92<br>F SL 84<br>B FF 93<br>1 SAFE<br>B FF 93<br>F SL 87<br>1 SAFE<br>F FF 93<br>2-3 ②<br>F SI 92<br>S CH 83<br>K | | B FF 81<br>F SL 73<br>B FF 81<br>S SC 65<br>B FF 82<br>X SC 66<br>3-2<br>23<br>2B<br>2-3<br>1B | | | X CH 86<br>0-0 ①<br>F9<br>2-3 | | 4 0 1 0 0 1 3 | | | | | | |
| 5 Ronny Cedeno, R (1, 6)<br>OBP: 0.259, SLG: 0.341 | | F FF 94<br>B SL 87<br>X SI 93<br>1-1<br>1B | B SL 84<br>C FF 91<br>F SI 92<br>B FF 92<br>B FF 92<br>F SL 83<br>F FF 94<br>X SL 84<br>3-2<br>1-H<br>2B | | F FF 89<br>S CH 83<br>F FF 90<br>S CH 84<br>0-3 ②<br>K | | | C FF 92<br>F FF 94<br>T FF 93<br>0-2 ②<br>K | | 4 0 2 1 0 2 4 | | | | | | |
| 57 Zach Duke, L (1, 1)<br>OBP: 0.271, SLG: 0.259<br>23 Robinzon Diaz, R (6, PH)<br>OBP: 0.315, SLG: 0.376<br>56 Donnie Veal, L (7, 1)<br>34 Chris Bootcheck, R (7, 1)<br>17 Eric Hacker, S (8, 1)<br>51 Steve Pearce, R (8, PH)<br>OBP: 0.300, SLG: 0.367<br>50 Virgil Vasquez, R (9, 1) | | C FF 90<br>S CH 83<br>F FF 92<br>D SL 85<br>X CH 84<br>1-2 ③<br>P6 | X FF 91<br>0-0 ③<br>G5-3 | | | B CH 83<br>X CH 84<br>1-0<br>1-3<br>3-H<br>2B | | B SL 83<br>B FF 94<br>B SL 84<br>B FF 94<br>4-0<br>1-2<br>22<br>BB<br>BB | | 2 0 0 0 0 0 2<br>1 0 1 1 0 0 0<br>0 0 0 0 0 0 0<br>0 0 0 0 0 0 0<br>0 0 0 0 0 0 0<br>0 0 0 0 1 0 0<br>0 0 0 0 0 0 0 | | | | | | |
| Inning Stats | R: 1<br>E: 0<br>K: 0<br>S: 14<br>H: 2<br>LOB: 1<br>BB: 0<br>P: 23 | R: 0<br>E: 0<br>K: 0<br>S: 11<br>H: 1<br>LOB: 1<br>BB: 0<br>P: 16 | R: 0<br>E: 0<br>K: 0<br>S: 12<br>H: 2<br>LOB: 1<br>BB: 0<br>P: 17 | R: 1<br>E: 0<br>K: 1<br>S: 20<br>H: 2<br>LOB: 1<br>BB: 0<br>P: 27 | R: 0<br>E: 0<br>K: 1<br>S: 11<br>H: 2<br>LOB: 2<br>BB: 0<br>P: 18 | R: 1<br>E: 0<br>K: 1<br>S: 17<br>H: 3<br>LOB: 2<br>BB: 0<br>P: 24 | R: 0<br>E: 0<br>K: 1<br>S: 14<br>H: 0<br>LOB: 0<br>BB: 0<br>P: 20 | R: 1<br>E: 0<br>K: 2<br>S: 12<br>H: 1<br>LOB: 3<br>BB: 3<br>P: 27 | R: 0<br>E: 0<br>K: 1<br>S: 15<br>H: 1<br>LOB: 1<br>BB: 0<br>P: 21 | 1B: 8<br>2B: 5<br>3B: 0<br>HR: 1<br>SF: 0<br>SAC: 0<br>DP: 1<br>HBP: 0 | | | | | | |

| PITCHER | | IP | WLS | BF | H | R | ER | SO | BB | IBB | HBP | BLK | WP | HR | S | P | ERA | WHIP |
|---|---|---|---|---|---|---|---|---|---|---|---|---|---|---|---|---|---|---|
| 47 Johnny Cueto, R<br>ERA: 4.39 | (1, 1) | 5.0 | W | 22 | 9 | 2 | 2 | 2 | 0 | 0 | 0 | 0 | 0 | 1 | 68 | 101 | 3.60 | 1.800 |
| 52 Daniel Herrera, L<br>ERA: 3.0 | (6, 1) | 0.1 | H | 3 | 2 | 1 | 1 | 0 | 0 | 0 | 0 | 0 | 0 | 0 | 10 | 16 | 27.00 | 6.000 |
| 58 Ramon Ramirez, R<br>ERA: 4.7 | (6, 1) | 0.2 | H | 3 | 1 | 0 | 0 | 1 | 0 | 0 | 0 | 0 | 0 | 0 | 7 | 8 | 0.00 | 1.500 |
| 53 Arthur Rhodes, L<br>ERA: 2.53 | (7, 1) | 1.0 | | 3 | 0 | 0 | 0 | 1 | 0 | 0 | 0 | 0 | 0 | 0 | 14 | 20 | 0.00 | 0.000 |
| 50 Pedro Viola, L<br>ERA: 4.15 | (8, 1) | 0.2 | | 4 | 1 | 1 | 1 | 1 | 1 | 0 | 0 | 0 | 0 | 0 | 8 | 13 | 13.50 | 3.000 |

| PITCHER | | IP | WLS | BF | H | R | ER | SO | BB | IBB | HBP | BLK | WP | HR | S | P | ERA | WHIP |
|---|---|---|---|---|---|---|---|---|---|---|---|---|---|---|---|---|---|---|
| 46 Carlos Fisher, R<br>ERA: 4.17 | (8, 1) | 1.1 | | 7 | 1 | 0 | 0 | 2 | 2 | 0 | 0 | 0 | 0 | 0 | 19 | 35 | 0.00 | 2.250 |

# BOTTOM

## Cincinnati Reds @ Pittsburgh Pirates

PNC Park, Pittsburgh, PA

Tue Sep 22 2009, 7:05 PM EDT

Att. 16,492 - Cloudy - 74 F

livebaseballscorecards.com

| | |
|---|---|
| AB | 39 |
| R | 4 |
| H | 14 |
| RBI | 4 |
| BB | 3 |
| SO | 7 |
| LOB | 20 |

# Cincinnati Reds @ Pittsburgh Pirates

PNC Park, Pittsburgh, PA

Wed Sep 23 2009, 7:05 PM EDT

Att. 15,980 - Partly Cloudy - 75 F

livebaseballscorecards.com

| Batter | 1 | 2 | 3 | 4 | 5 | 6 | 7 | 8 | 9 | AB | R | H | RBI | BB | SO | LOB |
|---|---|---|---|---|---|---|---|---|---|---|---|---|---|---|---|---|
| 6 Drew Stubbs, R (1, 8)<br>OBP: 0.316, SLG: 0.469 | C SI 93<br>X SI 93<br>0-1<br>G6-3 | | C CU 78<br>B FF 91<br>X CU 77<br>1-1<br>7 S 19 2B 1B | | C SI 88<br>B SI 90<br>B FF 85<br>B SI 86<br>C SI 89<br>X SI 91<br>3-2<br>19 2B 27 1B 1B | C SI 90<br>B SL 78<br>F SL 79<br>C SI 89<br>1-3<br>K | | X FF 94<br>0-0<br>P4 | X FF 88<br>0-0<br>FC4-6 7 FC5-4<br>1-2f<br>2-3 | 6 | 2 | 2 | 0 | 0 | 1 | 2 |
| 7 Paul Janish, R (1, 6)<br>OBP: 0.299, SLG: 0.313 | B SI 93<br>F SI 93<br>B FF 91<br>B FF 93<br>4-1<br>19 1B 4 G5-3 BB | | B SI 90<br>1 SAFE<br>1 SAFE<br>B SI 87<br>B SI 92<br>C FF 92<br>F FF 92<br>B CU 77<br>4-2<br>19 2B 4 1B<br>1-3 BB | | C FF 90<br>1 SAFE<br>F SI 90<br>D CU 79<br>P PO 84<br>F SI 88<br>1 SAFE<br>1 SAFE<br>1 SAFE<br>2-2<br>1 SAFE<br>X<br>L6 | B SI 91<br>X SI 90<br>1-0<br>G6-3 | | B FF 94<br>B FF 95<br>F FF 94<br>F FF 92<br>F FF 94<br>B FF 94<br>F FF 94<br>X FF 95<br>3-2<br>P6 | D CU 74<br>B CU 72<br>F FF 90<br>B FF 89<br>X FF 89<br>3-1<br>FC5-4<br>1-2f | 4 | 2 | 0 | 0 | 2 | 0 | 3 |
| 19 Joey Votto, L (1, 3)<br>OBP: 0.408, SLG: 0.543 | B SI 89<br>X FF 94<br>1-0<br>4 G5-3<br>1-3 1B | | B SI 90<br>C SI 89<br>F CU 78<br>X FF 90<br>1-2<br>4 1B 27 SF8-5-6<br>1-3<br>3-H 2B | | X SI 84<br>0-0<br>27 1B 32 1B<br>1-3 2B | | X SI 88<br>0-0<br>27 1B 37 BB<br>1B | C CU 82<br>S SI 95<br>B SI 94<br>S SI 94<br>1-3<br>K | | 5 | 3 | 4 | 1 | 0 | 1 | 0 |
| 4 Brandon Phillips, R (1, 4)<br>OBP: 0.334, SLG: 0.456<br>15 Drew Sutton, S (9, PR)<br>OBP: 0.281, SLG: 0.345 (9, 4) | F CU 80<br>B SI 92<br>B CU 78<br>1 SAFE<br>1 SAFE<br>B CU 77<br>X SI 92<br>3-1<br>G5-3<br>1-2<br>3-H | | X CU 80<br>0-0<br>27 SF8-5-6<br>2-3<br>3-H 1B | | B FF 92<br>F SI 88<br>B CU 77<br>S SI 91<br>B FF 91<br>F SI 90<br>D SI 91<br>4-2<br>27 1B 32 1B<br>BB | | X SI 90<br>0-0<br>L5 | | C FF 91<br>B SL 88<br>F FF 90<br>B FF 91<br>F FF 90<br>H FF 90<br>3-2<br>23 1B 17 FC3<br>HBP | 3<br>0 | 1<br>1 | 1<br>0 | 2<br>0 | 1<br>0 | 0<br>0 | 2<br>0 |
| 27 Scott Rolen, R (1, 5)<br>OBP: 0.367, SLG: 0.452<br>23 Adam Rosales, R (8, 5)<br>OBP: 0.295, SLG: 0.311 | B FF 92<br>F FF 91<br>D CU 77<br>B SI 91<br>F SI 91<br>F FF 91<br>X SI 89<br>3-2<br>P3 | | X FF 92<br>0-0<br>SF8-5-6<br>1-2<br>3-H | | B CU 77<br>X SI 90<br>1-0<br>32 1B 17 G5-3<br>1-2<br>2-3<br>3-H 1B | | C SL 77<br>X SL 78<br>0-1<br>37 BB 32 BB<br>1-3 1B | | C FF 87<br>X SL 85<br>0-1<br>17 E 17 FC3 37 1B<br>1-3 1B | 3<br>1 | 1<br>1 | 2<br>1 | 2<br>0 | 0<br>0 | 0<br>0 | 1<br>0 |
| 32 Jay Bruce, L (1, 9)<br>OBP: 0.289, SLG: 0.434 | | B SI 88<br>X SI 84<br>1-0<br>F8 | B SI 84<br>B FF 91<br>X SI 87<br>2-0<br>37 WP 1B | | C SL 79<br>B SL 81<br>X SL 80<br>1-1<br>17 G5-3<br>1-3<br>2-H<br>3-H 1B | | C SI 89<br>B SL 80<br>F FF 88<br>B SL 79<br>B SL 80<br>B SI 90<br>4-2<br>37 BB<br>1-2 BB | | F FF 89<br>B FF 88<br>X FF 90<br>1-1<br>P6 | 4 | 0 | 2 | 2 | 1 | 0 | 2 |
| 17 Laynce Nix, L (1, 7)<br>OBP: 0.288, SLG: 0.460 | | B FF 92<br>F FF 93<br>X FF 92<br>1-1<br>F8 | B SI 90<br>F FF 90<br>X SI 89<br>1-1<br>F7 | X SI 90<br>0-0<br>G5-3<br>1-2<br>3-H | X SI 90<br>0-0<br>1-2 | X FF 90<br>0-0<br>F6 | | B SL 84<br>F SL 85<br>F SL 86<br>X SL 87<br>1-2<br>FC3 37 1B 64 1B<br>1-3<br>3-H | 5 | 1 | 0 | 2 | 0 | 0 | 6 |
| 37 Corky Miller, R (1, 2)<br>OBP: 0.280, SLG: 0.253 | | C FF 92<br>X FF 93<br>0-1<br>L7 | 1 SAFE<br>B CU 78<br>B SI 91<br>B SI 89<br>C FF 91<br>X SI 91<br>3-1<br>F7<br>1-2 | X SI 90<br>0-0<br>P6 | | B FF 95<br>B FF 95<br>B FF 95<br>B FF 96<br>4-0<br>1-2<br>2-3<br>3-H BB | | C FF 90<br>F FF 90<br>B FF 90<br>X SL 86<br>1-2<br>6 FC4-6 64 1B<br>1-2<br>3-H 1B | 4 | 0 | 1 | 2 | 1 | 0 | 2 |
| 34 Homer Bailey, R (1, 1)<br>OBP: 0.061, SLG: 0.061<br>60 Kevin Barker, L (7, PH)<br>OBP: 0.345, SLG: 0.385<br>51 Jared Burton, R (7, 1)<br>50 Pedro Viola, R (8, 1)<br>64 Juan Francisco, L (9, PH)<br>OBP: 0.500, SLG: 0.857<br>58 Ramon Ramirez, R (9, 1) | | | C FF 89<br>F FF 92<br>B FF 92<br>B CU 77<br>S FF 91<br>2-3<br>K | D CU 78<br>B FF 90<br>S SI 86<br>S FF 90<br>S FF 89<br>2-3<br>K | | B SI 90<br>X SI 89<br>1-0<br>G4-3 | B FF 95<br>C FF 96<br>S FF 95<br>F FF 94<br>B FF 94<br>C FF 95<br>2-3<br>K | | C CU 72<br>F SL 86<br>F FF 90<br>X CU 70<br>0-2<br>6 FC4-6<br>1-2<br>2-H 1B | 3<br>1<br>0<br>0<br>1<br>0 | 0<br>0<br>0<br>0<br>0<br>0 | 0<br>0<br>0<br>0<br>1<br>0 | 0<br>0<br>0<br>0<br>0<br>0 | 2<br>1<br>0<br>0<br>0<br>0 | 1<br>3<br>0<br>0<br>0<br>0 | |
| Inning Stats | R: 1<br>E: 0<br>K: 0<br>S: 10<br>H: 1<br>LOB: 1<br>BB: 1<br>P: 21 | R: 0<br>E: 0<br>K: 0<br>S: 5<br>H: 0<br>LOB: 0<br>BB: 0<br>P: 7 | R: 3<br>E: 0<br>K: 1<br>S: 13<br>H: 3<br>LOB: 0<br>BB: 1<br>P: 21 | R: 0<br>E: 0<br>K: 1<br>S: 8<br>H: 1<br>LOB: 1<br>BB: 0<br>P: 16 | R: 4<br>E: 0<br>K: 0<br>S: 17<br>H: 4<br>LOB: 1<br>BB: 1<br>P: 27 | R: 0<br>E: 0<br>K: 1<br>S: 5<br>H: 0<br>LOB: 0<br>BB: 0<br>P: 8 | R: 1<br>E: 0<br>K: 1<br>S: 11<br>H: 2<br>LOB: 3<br>BB: 2<br>P: 21 | R: 0<br>E: 0<br>K: 1<br>S: 9<br>H: 0<br>LOB: 0<br>BB: 0<br>P: 13 | R: 3<br>E: 1<br>K: 0<br>S: 20<br>H: 3<br>LOB: 2<br>BB: 0<br>P: 29 | 1B: 12<br>2B: 3<br>3B: 0<br>HR: 0<br>SF: 1<br>SAC: 0<br>DP: 1<br>HBP: 1 | | | | WP: 1<br>PB: 0<br>SB: 2<br>CS: 0 | | PA: 47 |

| PITCHER | | IP | WLS | BF | H | R | ER | SO | BB | IBB | HBP | BLK | WP | HR | S | P | ERA | WHIP |
|---|---|---|---|---|---|---|---|---|---|---|---|---|---|---|---|---|---|---|
| 25 Kevin Hart, R<br>ERA: 5.38 | (1, 1) | 4.1 | L | 23 | 8 | 8 | 8 | 2 | 3 | 0 | 0 | 0 | 1 | 0 | 49 | 87 | 16.61 | 2.538 |
| 32 Phil Dumatrait, L<br>ERA: 8.1 | (5, 1) | 2.1 | | 11 | 3 | 1 | 1 | 1 | 1 | 0 | 0 | 0 | 0 | 0 | 16 | 24 | 3.86 | 1.714 |
| 54 Denny Bautista, R<br>ERA: 4.38 | (7, 1) | 1.1 | | 5 | 0 | 0 | 0 | 2 | 1 | 0 | 0 | 0 | 0 | 0 | 13 | 23 | 0.00 | 0.750 |
| 50 Virgil Vasquez, R<br>ERA: 6.3 | (9, 1) | 1.0 | | 8 | 3 | 3 | 2 | 0 | 0 | 0 | 1 | 0 | 0 | 0 | 20 | 29 | 18.00 | 3.000 |

| PITCHER | IP | WLS | BF | H | R | ER | SO | BB | IBB | HBP | BLK | WP | HR | S | P | ERA | WHIP |
|---|---|---|---|---|---|---|---|---|---|---|---|---|---|---|---|---|---|

## TOP

| | |
|---|---|
| AB | 40 |
| R | 12 |
| H | 14 |
| RBI | 12 |
| BB | 5 |
| SO | 5 |
| LOB | 22 |

| Batter | 1 | 2 | 3 | 4 | 5 | 6 | 7 | 8 | 9 | AB | R | H | RBI | BB | SO | LOB |
|---|---|---|---|---|---|---|---|---|---|---|---|---|---|---|---|---|
| 22 Andrew McCutchen, R (1, 8)<br>OBP: 0.354, SLG: 0.472 | C FF 91<br>B FF 92<br>C FF 92<br>F FF 92<br>X KC 75<br>1-2 ①<br>F7 | | B FF 93<br>D SL 86<br>F FF 93<br>X FF 93<br>2-1<br>1-3<br>2B | | C FF 93<br>X FF 94<br>0-1<br>85<br>G6-3<br>46<br>SF7<br>2B | | C FC 91<br>X CH 87<br>0-1 ③<br>G6-3 | | | 4 | 1 | 2 | 0 | 0 | 0 | 0 |
| 85 Lastings Milledge, R (1, 7)<br>OBP: 0.335, SLG: 0.372 | B FF 92<br>C KC 74<br>B SI 93<br>B FF 92<br>C FF 92<br>X FF 93<br>3-2 ②<br>G4-3 | | B FF 92<br>X SI 91<br>1-0 ③<br>G6-3 | | S FF 94<br>F FF 95<br>B FF 93<br>B FF 93<br>X FF 94<br>2-2 ①<br>G6-3<br>2-3 | | | B FF 90<br>C FF 90<br>T FF 90<br>B CH 88<br>F FF 92<br>S FF 90<br>2-3 ①<br>K | | 4 | 0 | 0 | 0 | 0 | 1 | 3 |
| 46 Garrett Jones, L (1, 3)<br>OBP: 0.371, SLG: 0.594 | B FF 91<br>X KC 74<br>1-0 ③<br>P6 | | | C SI 90<br>S CH 84<br>B FF 92<br>B CH 85<br>B KC 75<br>F KC 75<br>B FF 91<br>4-2<br>41<br>1B<br>44<br>SF7<br>BB | X SI 94<br>0-0 ②<br>SF7<br>3-H | | | F FF 93<br>B SI 94<br>X SI 94<br>1-1 ②<br>P5 | | 2 | 1 | 0 | 1 | 1 | 0 | 0 |
| 41 Ryan Doumit, S (1, 2)<br>OBP: 0.289, SLG: 0.409 | | C KC 71<br>B CH 85<br>S FF 90<br>B FF 92<br>B FF 92<br>X KC 72<br>3-2 ①<br>G4-3 | | B FF 92<br>L FF 90<br>X KC 74<br>1-1<br>18<br>1B<br>5<br>WP<br>1-3<br>1B | C FF 95<br>F SL 86<br>B CH 86<br>X CH 87<br>1-2 ③<br>G3 | | | X SI 93<br>0-0<br>1B | | 4 | 0 | 2 | 0 | 0 | 0 | 0 |
| 44 Brandon Moss, L (1, 9)<br>OBP: 0.301, SLG: 0.378 | | C FF 90<br>B SI 91<br>B FF 91<br>F FF 91<br>X FF 93<br>2-2 ②<br>G3 | | B KC 72<br>B FF 92<br>C FF 90<br>X FF 92<br>2-1 ①<br>SF7<br>3-H | | B FF 91<br>F SI 92<br>X SI 94<br>1-1 ①<br>F8 | | B FF 92<br>B FF 92<br>F FF 92<br>F FF 93<br>X FF 94<br>2-2 ③<br>F8 | | 3 | 0 | 0 | 1 | 0 | 0 | 1 |
| 5 Ronny Cedeno, R (1, 6)<br>OBP: 0.256, SLG: 0.337 | B FF 91<br>C FF 92<br>X SL 84<br>1-1 ③<br>G1-3 | | | 1 SAFE<br>1 SAFE<br>C SL 84<br>D FF 92<br>S SL 84<br>X SL 85<br>1-2 ②<br>P3<br>1-2 | | X FF 94<br>0-0 ②<br>G1-3 | | | C FF 90<br>F FF 90<br>F FF 91<br>S CH 85<br>0-3 ①<br>K | 4 | 0 | 0 | 0 | 0 | 1 | 1 |
| 18 Neil Walker, S (1, 5)<br>54 Denny Bautista, R (7, 1)<br>50 Virgil Vasquez, R (9, 1)<br>23 Robinzon Diaz, R (9, PH)<br>OBP: 0.312, SLG: 0.373 | | | B SI 91<br>F FF 92<br>C FF 92<br>B FF 92<br>B KC 73<br>B FF 91<br>4-2<br>25<br>FC3-6<br>BB | C FF 93<br>F FF 92<br>F FF 91<br>F FF 92<br>X FF 94<br>0-2<br>36<br>BB<br>2-3<br>1B | | B FF 95<br>F FF 94<br>C FF 94<br>X FF 95<br>1-2 ③<br>F8 | | | B FF 91<br>X FF 90<br>1-0 ②<br>F9 | 2<br>0<br>0<br>1 | 0<br>0<br>0<br>0 | 1<br>0<br>0<br>0 | 0<br>0<br>0<br>0 | 1<br>0<br>0<br>0 | 0<br>0<br>0<br>0 | 0<br>0<br>0<br>0 |
| 36 Luis Alfonso Cruz, R (1, 4)<br>OBP: 0.250, SLG: 0.167 | | | B FF 92<br>C FF 91<br>X SL 84<br>1-1 ①<br>F8 | B SL 84<br>B FF 90<br>B FF 91<br>B FF 91<br>4-0<br>25<br>FC4-6<br>1-2<br>BB | | | C FC 90<br>S FF 91<br>F FC 89<br>F CH 86<br>S FC 92<br>0-3 ①<br>K | | F FF 91<br>F FF 91<br>F CH 84<br>B FF 91<br>F CH 84<br>B FF 90<br>F FF 91<br>F FF 90<br>X CH 84<br>2-2 ③<br>G5-3 | 3 | 0 | 0 | 0 | 1 | 1 | 1 |
| 25 Kevin Hart, R (1, 1)<br>32 Phil Dumatrait, R (5, 1)<br>15 Andy LaRoche, R (7, 5)<br>OBP: 0.326, SLG: 0.368 | | | C FF 90<br>L CH 90<br>X KC 74<br>0-2<br>FC3-6<br>22<br>2B<br>1-2f | C FF 91<br>B FF 93<br>X SI 92<br>1-1 ③<br>FC4-6<br>1-2f | | | B SI 90<br>X FF 91<br>1-0 ②<br>G6-3 | | | 2<br>0<br>1 | 0<br>0<br>0 | 0<br>0<br>0 | 0<br>0<br>0 | 0<br>0<br>0 | 0<br>0<br>0 | 4<br>0<br>0 |
| Inning Stats | R: 0<br>E: 0<br>K: 0<br>S: 8<br>H: 0<br>LOB: 0<br>BB: 0<br>P: 13 | R: 0<br>E: 0<br>K: 0<br>S: 8<br>H: 0<br>LOB: 0<br>BB: 0<br>P: 14 | R: 0<br>E: 0<br>K: 0<br>S: 10<br>H: 1<br>LOB: 2<br>BB: 1<br>P: 18 | R: 1<br>E: 0<br>K: 0<br>S: 17<br>H: 2<br>LOB: 3<br>BB: 2<br>P: 30 | R: 1<br>E: 0<br>K: 0<br>S: 9<br>H: 1<br>LOB: 0<br>BB: 0<br>P: 12 | R: 0<br>E: 0<br>K: 0<br>S: 6<br>H: 0<br>LOB: 0<br>BB: 0<br>P: 8 | R: 0<br>E: 0<br>K: 1<br>S: 8<br>H: 0<br>LOB: 0<br>BB: 0<br>P: 9 | R: 0<br>E: 0<br>K: 1<br>S: 10<br>H: 1<br>LOB: 1<br>BB: 0<br>P: 15 | R: 0<br>E: 0<br>K: 1<br>S: 12<br>H: 0<br>LOB: 0<br>BB: 0<br>P: 15 | 1B: 3<br>2B: 2<br>3B: 0<br>HR: 0 | SF: 2<br>SAC: 0<br>DP: 0<br>HBP: 0 | WP: 1<br>PB: 0<br>SB: 0<br>CS: 0 | PA: 35 | | | | |

| PITCHER | IP | WLS | BF | H | R | ER | SO | BB | IBB | HBP | BLK | WP | HR | S | P | ERA | WHIP |
|---|---|---|---|---|---|---|---|---|---|---|---|---|---|---|---|---|---|
| 34 Homer Bailey, R (1, 1)<br>ERA: 5.02 | 6.0 | W | 25 | 4 | 2 | 2 | 0 | 3 | 0 | 0 | 0 | 1 | 0 | 58 | 95 | 3.00 | 1.167 |
| 51 Jared Burton, R (7, 1)<br>ERA: 4.86 | 1.1 | | 4 | 0 | 0 | 0 | 2 | 0 | 0 | 0 | 0 | 0 | 0 | 12 | 15 | 0.00 | 0.000 |
| 50 Pedro Viola, L (8, 1)<br>ERA: 3.6 | 0.2 | | 3 | 1 | 0 | 0 | 0 | 0 | 0 | 0 | 0 | 0 | 0 | 6 | 9 | 0.00 | 1.500 |
| 58 Ramon Ramirez, R (9, 1)<br>ERA: 4.15 | 1.0 | | 3 | 0 | 0 | 0 | 1 | 0 | 0 | 0 | 0 | 0 | 0 | 12 | 15 | 0.00 | 0.000 |

| PITCHER | IP | WLS | BF | H | R | ER | SO | BB | IBB | HBP | BLK | WP | HR | S | P | ERA | WHIP |
|---|---|---|---|---|---|---|---|---|---|---|---|---|---|---|---|---|---|

# BOTTOM

# Cincinnati Reds @ Pittsburgh Pirates

PNC Park, Pittsburgh, PA

Wed Sep 23 2009, 7:05 PM EDT

Att. 15,980 - Partly Cloudy - 75 F

livebaseballscorecards.com

| | |
|---|---|
| AB | 30 |
| R | 2 |
| H | 5 |
| RBI | 2 |
| BB | 3 |
| SO | 3 |
| LOB | 10 |

| Batter | 1 | 2 | 3 | 4 | 5 | 6 | 7 | 8 | 9 | AB | R | H | RBI | BB | SO | LOB |
|---|---|---|---|---|---|---|---|---|---|---|---|---|---|---|---|---|
| 3 Willy Taveras, R (1, 8)<br>OBP: 0.276, SLG: 0.286 | C FF 90<br>F FF 93<br>F FF 92<br>F FF 94<br>B CU 78<br>F CU 77<br>S FF 94<br>1-3<br>K | | X FF 94<br>0-0<br>15 2B<br>19 2B<br>1-2<br>1B | | C CU 78<br>B CU 76<br>F CU 76<br>B FF 93<br>X CU 78<br>2-2<br>G4-3 | | | X SI 89<br>0-0<br>1B | | 4 | 1 | 2 | 0 | 0 | 1 | 0 |
| 15 Drew Sutton, S (1, 6)<br>OBP: 0.294, SLG: 0.361<br>7 Paul Janish, R (8, 6)<br>OBP: 0.299, SLG: 0.313 | B FF 92<br>B FF 91<br>B FF 93<br>B FF 92<br>4-0<br>19 F9-3<br>BB | | C CU 77<br>S CU 77<br>D CU 78<br>D CU 78<br>X FF 94<br>2-2<br>19 2B<br>1-3<br>2-H<br>2B | | B FF 90<br>B CH 82<br>X FF 88<br>2-0<br>F7 | | | S SI 89<br>S SI 88<br>1 SAFE<br>S CH 83<br>0-3<br>K | | 3<br>0 | 1<br>0 | 1<br>0 | 1<br>0 | 0<br>0 | 1<br>0 | 1<br>0 |
| 19 Joey Votto, L (1, 3)<br>OBP: 0.406, SLG: 0.542 | 1 SAFE<br>B CH 80<br>X FF 91<br>1-0<br>F9-3<br>1-1 | | B CH 81<br>C FF 89<br>X CU 79<br>1-1<br>4 1B<br>2-H<br>3-H<br>2B | | | S FF 92<br>F CH 82<br>B FF 94<br>B FF 88<br>F FF 92<br>S FF 93<br>2-3<br>K | | 1 SAFE<br>S SI 89<br>1 SAFE<br>B CH 82<br>B CH 82<br>X FF 90<br>2-1<br>G4-3 | | 4 | 1 | 1 | 2 | 0 | 1 | 2 |
| 4 Brandon Phillips, R (1, 4)<br>OBP: 0.335, SLG: 0.456 | | X FF 90<br>0-0<br>27 G5-4-3<br>1B | F FF 94<br>B FF 94<br>2 SAFE<br>B CU 78<br>X CU 77<br>2-1<br>2-H<br>1B | | | F SI 90<br>B CH 80<br>F FF 91<br>X FF 94<br>1-2<br>G3-1 | | | F FF 90<br>F CH 82<br>X SL 82<br>0-2<br>F9 | 4 | 0 | 2 | 1 | 0 | 0 | 0 |
| 27 Scott Rolen, R (1, 5)<br>OBP: 0.365, SLG: 0.448 | | 1 SAFE<br>B FF 88<br>F FF 89<br>1 SAFE<br>B CH 79<br>1 SAFE<br>F FF 92<br>1 SAFE<br>X CU 78<br>2-2<br>G5-4-3<br>1-2f | C CU 77<br>1 SAFE<br>F SI 87<br>B FF 92<br>F CH 80<br>F FF 89<br>1 SAFE<br>F CU 78<br>F CU 76<br>1-2<br>F FF 85<br>X CU 79<br>F9 | | | F CH 81<br>B FF 93<br>B CU 78<br>F SI 89<br>B FF 93<br>X FF 91<br>3-2<br>G6-3 | | | B SI 89<br>F FF 89<br>B CH 82<br>C FF 90<br>S CH 83<br>2-3<br>K | 4 | 0 | 0 | 0 | 0 | 1 | 2 |
| 31 Jonny Gomes, R (1, 9)<br>OBP: 0.338, SLG: 0.537<br>32 Jay Bruce, L (8, 9)<br>OBP: 0.288, SLG: 0.433 | | B CU 76<br>C FF 94<br>X CU 77<br>1-1<br>F9 | B CU 76<br>F FF 93<br>S CH 79<br>S CH 79<br>1-3<br>K | | | | X CH 80<br>0-0<br>P4 | | B CH 83<br>C FF 90<br>B CH 83<br>X FF 91<br>2-1<br>G6-3 | 3<br>1 | 0<br>0 | 0<br>0 | 0<br>0 | 0<br>0 | 1<br>0 | 0<br>0 |
| 25 Wladimir Balentien, R (1, 7)<br>OBP: 0.309, SLG: 0.381 | | | B CH 77<br>X CH 80<br>1-0<br>F9 | C FF 94<br>S FF 94<br>B FF 94<br>F CH 82<br>B FF 94<br>X FF 94<br>2-2<br>G1-3 | | | C CH 81<br>F CU 77<br>X FF 95<br>0-2<br>29 G4-6-3<br>1B | | | 3 | 0 | 1 | 0 | 0 | 0 | 0 |
| 29 Ryan Hanigan, R (1, 2)<br>OBP: 0.360, SLG: 0.336 | | | B FF 90<br>B CH 82<br>B FF 90<br>B FF 92<br>4-0<br>61 FC5-6<br>BB | F CH 82<br>B FF 90<br>B CU 79<br>F CH 82<br>B FF 94<br>X SI 90<br>3-2<br>P3 | | | X SI 89<br>0-0<br>G4-6-3<br>1-2f | | | 2 | 0 | 0 | 0 | 1 | 0 | 1 |
| 61 Bronson Arroyo, R (1, 1)<br>OBP: 0.103, SLG: 0.155<br>64 Juan Francisco, L (8, PH)<br>OBP: 0.444, SLG: 0.750<br>40 Nick Masset, R (8, 1)<br>48 Francisco Cordero, R (9, 1) | | | B FF 89<br>L FF 91<br>F FF 92<br>F CU 77<br>X FF 93<br>1-2<br>FC5-6<br>3<br>1B<br>15 2B<br>1-2f | | C FF 89<br>C FF 92<br>X CU 76<br>0-2<br>G6-3 | | | F FF 90<br>B CH 83<br>B CH 82<br>F SI 89<br>S CH 83<br>2-3<br>K | | 2<br>1<br>0<br>0 | 1<br>0<br>0<br>0 | 0<br>0<br>0<br>0 | 0<br>0<br>0<br>0 | 0<br>1<br>0<br>0 | 0<br>0<br>0<br>0 | 1<br>0<br>0<br>0 |
| Inning Stats | R: 0<br>E: 0<br>K: 1<br>S: 7<br>H: 0<br>LOB: 0<br>BB: 1<br>P: 13 | R: 0<br>E: 0<br>K: 0<br>S: 6<br>H: 1<br>LOB: 0<br>BB: 0<br>P: 9 | R: 4<br>E: 0<br>K: 0<br>S: 21<br>H: 4<br>LOB: 1<br>BB: 1<br>P: 33 | R: 0<br>E: 0<br>K: 1<br>S: 10<br>H: 0<br>LOB: 0<br>BB: 0<br>P: 16 | R: 0<br>E: 0<br>K: 0<br>S: 7<br>H: 0<br>LOB: 0<br>BB: 0<br>P: 11 | R: 0<br>E: 0<br>K: 1<br>S: 10<br>H: 0<br>LOB: 0<br>BB: 0<br>P: 16 | R: 0<br>E: 0<br>K: 0<br>S: 5<br>H: 1<br>LOB: 0<br>BB: 0<br>P: 5 | R: 0<br>E: 0<br>K: 2<br>S: 9<br>H: 1<br>LOB: 1<br>BB: 0<br>P: 13 | R: 0<br>E: 0<br>K: 1<br>S: 8<br>H: 0<br>LOB: 0<br>BB: 0<br>P: 12 | 1B: 5<br>2B: 3<br>3B: 0<br>HR: 0 | SF: 0<br>SAC: 0<br>DP: 3<br>HBP: 0 | WP: 0<br>PB: 0<br>SB: 0<br>CS: 0 | PA: 33 | | | |

| PITCHER | IP | WLS | BF | H | R | ER | SO | BB | IBB | HBP | BLK | WP | HR | S | P | ERA | WHIP |
|---|---|---|---|---|---|---|---|---|---|---|---|---|---|---|---|---|---|
| 37 Charlie Morton, R (1, 1)<br>ERA: 5.01 | 7.0 | L | 26 | 6 | 4 | 4 | 3 | 2 | 0 | 0 | 0 | 0 | 0 | 66 | 103 | 5.14 | 1.143 |
| 58 Steven Jackson, R (8, 1)<br>ERA: 3.18 | 2.0 | | 7 | 1 | 0 | 0 | 3 | 0 | 0 | 0 | 0 | 0 | 0 | 17 | 25 | 0.00 | 0.500 |

| PITCHER | IP | WLS | BF | H | R | ER | SO | BB | IBB | HBP | BLK | WP | HR | S | P | ERA | WHIP |
|---|---|---|---|---|---|---|---|---|---|---|---|---|---|---|---|---|---|

# TOP

## Cincinnati Reds @ Pittsburgh Pirates

PNC Park, Pittsburgh, PA

Thu Sep 24 2009, 12:35 PM EDT

Att. 15,892 - Cloudy - 72 F

livebaseballscorecards.com

| | |
|---|---|
| AB | 31 |
| R | 4 |
| H | 7 |
| RBI | 4 |
| BB | 2 |
| SO | 6 |
| LOB | 7 |

REDS

# Cincinnati Reds @ Pittsburgh Pirates

PNC Park, Pittsburgh, PA

Thu Sep 24 2009, 12:35 PM EDT

Att. 15,892 - Cloudy - 72 F

livebaseballscorecards.com

## BOTTOM

| Batter | 1 | 2 | 3 | 4 | 5 | 6 | 7 | 8 | 9 | AB | R | H | RBI | BB | SO | LOB |
|---|---|---|---|---|---|---|---|---|---|---|---|---|---|---|---|---|
| 22 Andrew McCutchen, R (1, 8)<br>OBP: 0.353, SLG: 0.468 | B CH 73<br>F CH 75<br>S CU 67<br>B SI 85<br>F SI 89<br>F SL 74<br>F CU 66<br>B SL 74<br>F CU 68<br>4-2<br>B CU 69<br>24<br>G4-6-3<br>BB | | S SI 88<br>X CU 66<br>0-1<br>③<br>F7 | | | C SI 89<br>C FF 88<br>B SL 76<br>F SL 76<br>B FF 90<br>X FF 90<br>2-2<br>①<br>F9 | | C FF 95<br>C SL 83<br>B FC 90<br>F FC 90<br>S FF 95<br>1-3<br>②<br>K | | 3 | 0 | 0 | 0 | 1 | 1 | 1 |
| 24 Delwyn Young, S (1, 4)<br>OBP: 0.321, SLG: 0.372 | X SI 85<br>0-0<br>①<br>②<br>G4-6-3<br>1-2f | | | C CU 68<br>X CH 81<br>0-1<br>①<br>F7 | | C CH 80<br>X SI 89<br>0-1<br>②<br>G6-3 | | C FS 88<br>F FF 95<br>X SL 85<br>0-2<br>③<br>G3-1 | | 4 | 0 | 0 | 0 | 0 | 0 | 1 |
| 46 Garrett Jones, L (1, 3)<br>OBP: 0.373, SLG: 0.591 | B CU 68<br>C CU 68<br>C CH 82<br>F SI 89<br>B SI 89<br>S CU 72<br>2-3<br>③<br>K | | | B SI 89<br>B CH 82<br>C CU 68<br>X CH 82<br>2-1<br>1B | | C CU 67<br>F SL 72<br>F FF 90<br>F SI 87<br>F SL 76<br>S FF 90<br>0-3<br>③<br>K | | | C FF 91<br>B CH 84<br>F SL 86<br>B FF 94<br>B SL 88<br>F FF 94<br>B FF 94<br>4-2<br>85<br>G1-6-3<br>BB | 3 | 0 | 1 | 0 | 1 | 2 | 0 |
| 85 Lastings Milledge, R (1, 7)<br>OBP: 0.333, SLG: 0.384 | | C FF 89<br>X SI 88<br>0-1<br>①<br>G1-3 | | B CU 68<br>1 SAFE<br>S CH 80<br>B CH 82<br>S CU 70<br>S CU 68<br>2-3<br>②<br>K | | | B FF 89<br>X SI 88<br>1-0<br>HR | | B FF 94<br>B FF 94<br>C FF 93<br>F FF 94<br>X FF 94<br>2-2<br>①<br>②<br>G1-6-3<br>1-2f | 4 | 1 | 1 | 1 | 0 | 1 | 2 |
| 44 Brandon Moss, L (1, 9)<br>OBP: 0.300, SLG: 0.377 | | C CU 67<br>B SI 88<br>F CH 81<br>B SI 86<br>X CH 80<br>2-2<br>②<br>F8 | | C SI 88<br>F SI 88<br>X CH 83<br>0-2<br>③<br>G1-3 | | | C CU 68<br>S CH 82<br>B SI 90<br>X CH 82<br>1-2<br>①<br>G4-3 | | C FF 94<br>S SL 87<br>B SL 88<br>B FF 94<br>X SL 87<br>2-2<br>41<br>1B | 4 | 0 | 1 | 0 | 0 | 0 | 1 |
| 15 Andy LaRoche, R (1, 5)<br>OBP: 0.326, SLG: 0.370<br>58 Steven Jackson, R (8, 1)<br>41 Ryan Doumit, S (9, PH)<br>OBP: 0.291, SLG: 0.411 | | B CH 78<br>C CH 76<br>C FF 90<br>X FF 90<br>1-2<br>③<br>P3 | | | C CH 75<br>X SI 88<br>0-1<br>36<br>G1-3<br>2B | | B CH 76<br>B CU 69<br>C CU 70<br>F CH 82<br>F SI 89<br>X CH 83<br>2-2<br>②<br>G6-3 | | C FF 94<br>C FF 95<br>X FF 96<br>0-2<br>1-2<br>1B | 3<br>0<br>1 | 0<br>0<br>0 | 1<br>0<br>1 | 0<br>0<br>0 | 0<br>0<br>0 | 0<br>0<br>0 | 0<br>0<br>0 |
| 35 Jason Jaramillo, S (1, 2)<br>OBP: 0.318, SLG: 0.371 | | | C CH 79<br>B SI 88<br>B CU 70<br>C CU 68<br>F FF 83<br>F CH 76<br>F SI 84<br>F FF 90<br>F CH 82<br>2-2<br>①<br>X CU 71<br>P2 | | F CU 68<br>C CU 70<br>B SI 84<br>B SI 89<br>F FF 83<br>F SL 75<br>B SL 76<br>X CH 78<br>3-2<br>①<br>P4 | | F SI 85<br>X FF 90<br>0-1<br>1B | | B FF 95<br>F FF 95<br>B FF 94<br>C SL 85<br>F FF 96<br>S FF 95<br>2-3<br>③<br>K | 4 | 0 | 1 | 0 | 0 | 1 | 3 |
| 36 Luis Alfonso Cruz, R (1, 6)<br>OBP: 0.255, SLG: 0.178 | | | B CH 74<br>C CH 74<br>C CU 71<br>X FF 90<br>1-2<br>37<br>SH3-4<br>1B | | X CH 80<br>0-0<br>②<br>G1-3<br>2-3 | | B SL 72<br>X CU 70<br>1-0<br>③<br>F8 | | | 3 | 0 | 1 | 0 | 0 | 0 | 2 |
| 37 Charlie Morton, R (1, 1)<br>OBP: 0.148, SLG: 0.148<br>18 Neil Walker, S (8, 5)<br>OBP: 0.270, SLG: 0.182 | | | B SI 86<br>L SI 85<br>B SI 87<br>X SI 85<br>2-1<br>②<br>SH3-4<br>1-2 | | B SL 73<br>F CU 68<br>C SI 88<br>B SL 74<br>C SL 74<br>2-3<br>③<br>K | | | F FF 94<br>S FS 88<br>S FS 89<br>0-3<br>①<br>K | | 1<br>1 | 0<br>0 | 0<br>0 | 0<br>0 | 0<br>0 | 1<br>1 | 1<br>0 |

| | AB | 31 |
|---|---|---|
| | R | 1 |
| | H | 7 |
| | RBI | 1 |
| | BB | 2 |
| | SO | 7 |
| | LOB | 11 |

| Inning Stats | 1 | 2 | 3 | 4 | 5 | 6 | 7 | 8 | 9 |
|---|---|---|---|---|---|---|---|---|---|
| | R: 0<br>E: 0<br>K: 1<br>S: 11<br>H: 0<br>LOB: 0<br>BB: 1<br>P: 17 | R: 0<br>E: 0<br>K: 0<br>S: 8<br>H: 0<br>LOB: 0<br>BB: 0<br>P: 11 | R: 0<br>E: 0<br>K: 0<br>S: 15<br>H: 1<br>LOB: 1<br>BB: 0<br>P: 20 | R: 0<br>E: 0<br>K: 1<br>S: 10<br>H: 1<br>LOB: 1<br>BB: 0<br>P: 14 | R: 0<br>E: 0<br>K: 1<br>S: 11<br>H: 1<br>LOB: 1<br>BB: 0<br>P: 16 | R: 0<br>E: 0<br>K: 1<br>S: 12<br>H: 0<br>LOB: 0<br>BB: 0<br>P: 14 | R: 1<br>E: 0<br>K: 0<br>S: 11<br>H: 2<br>LOB: 1<br>BB: 0<br>P: 16 | R: 0<br>E: 0<br>K: 2<br>S: 10<br>H: 0<br>LOB: 0<br>BB: 0<br>P: 11 | R: 0<br>E: 0<br>K: 1<br>S: 16<br>H: 2<br>LOB: 2<br>BB: 1<br>P: 26 |

| | 1B: 5 | SF: 0 | WP: 0 | PA: 34 |
|---|---|---|---|---|
| | 2B: 1 | SAC: 1 | PB: 0 | |
| | 3B: 0 | DP: 2 | SB: 0 | |
| | HR: 1 | HBP: 0 | CS: 0 | |

| PITCHER | | IP | WLS | BF | H | R | ER | SO | BB | IBB | HBP | BLK | WP | HR | S | P | ERA | WHIP |
|---|---|---|---|---|---|---|---|---|---|---|---|---|---|---|---|---|---|---|
| 61 Bronson Arroyo, R<br>ERA: 3.95 | (1, 1) | 7.0 | W | 26 | 5 | 1 | 1 | 4 | 1 | 0 | 0 | 0 | 0 | 1 | 78 | 108 | 1.29 | 0.857 |
| 40 Nick Masset, R<br>ERA: 2.52 | (8, 1) | 1.0 | H | 3 | 0 | 0 | 0 | 2 | 0 | 0 | 0 | 0 | 0 | 0 | 10 | 11 | 0.00 | 0.000 |
| 48 Francisco Cordero, R<br>ERA: 2.19 | (9, 1) | 1.0 | S | 5 | 2 | 0 | 0 | 1 | 1 | 0 | 0 | 0 | 0 | 0 | 16 | 26 | 0.00 | 3.000 |

| PITCHER | IP | WLS | BF | H | R | ER | SO | BB | IBB | HBP | BLK | WP | HR | S | P | ERA | WHIP |
|---|---|---|---|---|---|---|---|---|---|---|---|---|---|---|---|---|---|

# Los Angeles Dodgers @ Pittsburgh Pirates

PNC Park, Pittsburgh, PA

Fri Sep 25 2009, 7:05 PM EDT

Att. 19,452 - Cloudy - 69 F

livebaseballscorecards.com

TOP

| Batter | 1 | 2 | 3 | 4 | 5 | 6 | 7 | 8 | 9 | AB | R | H | RBI | BB | SO | LOB |
|---|---|---|---|---|---|---|---|---|---|---|---|---|---|---|---|---|
| 15 Rafael Furcal, S (1, 6)<br>OBP: 0.334, SLG: 0.379 | B SI 88<br>X SI 88<br>1-0<br>P5 | | B CH 78<br>C SI 89<br>X CH 79<br>1-1<br>F7 | | B FF 90<br>C FF 92<br>F FF 92<br>X FF 93<br>1-2<br>F9 | | | C FF 95<br>B FF 94<br>F SL 85<br>X FF 94<br>1-2<br>16<br>FC3-6<br>1B | | 4 | 0 | 1 | 0 | 0 | 0 | 1 |
| 16 Andre Ethier, L (1, 9)<br>OBP: 0.361, SLG: 0.519 | S SI 89<br>B SI 90<br>B SI 89<br>S CH 80<br>F SI 89<br>X SI 90<br>2-2<br>G3 | | C CU 72<br>C CU 72<br>F FF 90<br>B FF 89<br>F CU 71<br>B SI 89<br>X CU 77<br>2-2<br>L3 | | C CU 77<br>C CU 76<br>B FF 92<br>F CU 78<br>F FF 92<br>S CU 78<br>1-3<br>K | | | B CH 84<br>1 SAFE<br>F FF 93<br>C FF 92<br>X FC 88<br>1-2<br>FC3-6<br>99<br>G4-6-3<br>1-2f | | 4 | 0 | 0 | 0 | 0 | 1 | 2 |
| 99 Manny Ramirez, R (1, 7)<br>OBP: 0.418, SLG: 0.545 | C FF 89<br>F SI 88<br>B FF 90<br>B SL 78<br>X SI 88<br>2-2<br>G5-3 | | X FF 88<br>0-0<br>G6-3 | | | B SI 91<br>X SI 91<br>1-0<br>F9 | | B FF 93<br>X SI 93<br>1-0<br>G4-6-3<br>1-2f | | 4 | 0 | 0 | 0 | 0 | 0 | 1 |
| 27 Matt Kemp, R (1, 8)<br>OBP: 0.361, SLG: 0.508 | | B SI 88<br>F SI 88<br>F FF 89<br>X CU 71<br>1-2<br>L6 | | B FF 92<br>B FF 92<br>X FF 93<br>2-0<br>33<br>CS<br>1B | | B SL 84<br>X FF 90<br>1-0<br>F8 | | | C FF 92<br>F SI 93<br>B FF 92<br>B SL 84<br>F FF 93<br>C SL 85<br>2-3<br>K | 4 | 0 | 1 | 0 | 0 | 1 | 0 |
| 7 James Loney, L (1, 3)<br>OBP: 0.362, SLG: 0.408 | | B SI 90<br>F SI 89<br>F FF 89<br>F CU 73<br>X FF 90<br>1-2<br>F9 | | 1 SAFE<br>B FF 92<br>B FF 92<br>S FF 93<br>F FF 94<br>C CU 78<br>2-3<br>K | | C SI 90<br>B FF 90<br>X CH 84<br>1-1<br>F7 | | | C SI 92<br>F SL 90<br>B FF 93<br>X SL 85<br>1-2<br>G4-3 | 4 | 0 | 0 | 0 | 0 | 1 | 1 |
| 33 Blake DeWitt, L (1, 5)<br>OBP: 0.224, SLG: 0.391 | | C FF 88<br>B CU 72<br>F SI 87<br>X FF 90<br>1-2<br>13<br>2B<br>2B | | 1 SAFE<br>C FF 92<br>B CU 78<br>C CU 76<br>X FF 93<br>1-2<br>2B<br>1-2 | | | C FF 94<br>F SL 84<br>B FF 95<br>B CH 86<br>F FC 90<br>F FF 93<br>B CH 86<br>X FF 94<br>3-2<br>F7 | | C FF 93<br>S SL 85<br>F SL 84<br>S FF 94<br>0-3<br>K | 4 | 1 | 2 | 0 | 0 | 1 | 0 |
| 13 Orlando Hudson, S (1, 4)<br>OBP: 0.354, SLG: 0.416 | | B CU 71<br>C CU 70<br>X FF 88<br>1-1<br>12<br>1B<br>2-H<br>2B | | B CU 77<br>C CU 76<br>C CU 76<br>X FF 94<br>1-2<br>F8<br>3 | | | B FF 94<br>C CH 87<br>X CH 86<br>1-1<br>G6-3<br>2 | | | 3 | 0 | 1 | 1 | 0 | 0 | 1 |
| 12 Brad Ausmus, R (1, 2)<br>OBP: 0.350, SLG: 0.376 | | B FF 88<br>B SI 88<br>X SI 87<br>2-0<br>2-3<br>1B | | | B FF 92<br>C FF 91<br>C CU 76<br>S CU 76<br>1-3<br>K2-3<br>1 | | B FF 93<br>C FF 94<br>B SL 85<br>C FF 94<br>X FF 93<br>2-2<br>1B | | | 3 | 0 | 2 | 0 | 0 | 1 | 0 |
| 21 Jon Garland, R (1, 1)<br>OBP: 0.113, SLG: 0.087<br>26 Doug Mientkiewicz, L (7, PH)<br>OBP: 0.308, SLG: 0.333<br>31 James McDonald, L (7, 1)<br>57 Scott Elbert, L (8, 1)<br>OBP: 0.200, SLG: 0.400<br>54 Ronald Belisario, R (8, 1) | | B CU 70<br>S CU 71<br>B FF 88<br>C FF 87<br>S CU 77<br>2-3<br>K<br>3 | | | B FF 91<br>F FF 91<br>H FF 89<br>2-1<br>HBP | | C FF 93<br>F FF 93<br>S FC 88<br>0-3<br>K<br>3 | | | 1<br>1<br>0<br>0<br>0 | 0<br>0<br>0<br>0<br>0 | 0<br>0<br>0<br>0<br>0 | 0<br>0<br>0<br>0<br>0 | 0<br>0<br>0<br>0<br>0 | 1<br>1<br>0<br>0<br>0 | 2<br>1<br>0<br>0<br>0 |

| Inning Stats | | | | | | | | | | |
|---|---|---|---|---|---|---|---|---|---|---|
| | R: 0<br>E: 0<br>K: 0<br>S: 8 | H: 0<br>LOB: 0<br>BB: 0<br>P: 13 | R: 1<br>E: 0<br>K: 1<br>S: 16 | H: 3<br>LOB: 2<br>BB: 0<br>P: 24 | R: 0<br>E: 0<br>K: 0<br>S: 8 | H: 0<br>LOB: 0<br>BB: 0<br>P: 11 | R: 0<br>E: 0<br>K: 1<br>S: 10 | H: 2<br>LOB: 1<br>BB: 0<br>P: 16 | R: 0<br>E: 0<br>K: 2<br>S: 12 | H: 0<br>LOB: 1<br>BB: 0<br>P: 17 |
| | R: 0<br>E: 0<br>K: 0<br>S: 4 | H: 0<br>LOB: 0<br>BB: 0<br>P: 7 | R: 0<br>E: 0<br>K: 1<br>S: 13 | H: 1<br>LOB: 1<br>BB: 0<br>P: 19 | R: 0<br>E: 0<br>K: 0<br>S: 7 | H: 1<br>LOB: 0<br>BB: 0<br>P: 10 | R: 0<br>E: 0<br>K: 2<br>S: 11 | H: 0<br>LOB: 0<br>BB: 0<br>P: 14 | 1B: 4<br>2B: 3<br>3B: 0<br>HR: 0 | SF: 0<br>SAC: 0<br>DP: 1<br>HBP: 1 |

| | AB | 32 |
|---|---|---|
| | R | 1 |
| | H | 7 |
| | RBI | 1 |
| | BB | 0 |
| | SO | 7 |
| | LOB | 9 |

WP: 0 PB: 0 SB: 0 CS: 1 PA: 33

| PITCHER | | IP | WLS | BF | H | R | ER | SO | BB | IBB | HBP | BLK | WP | HR | S | P | ERA | WHIP |
|---|---|---|---|---|---|---|---|---|---|---|---|---|---|---|---|---|---|---|
| 27 Jeff Karstens, R<br>ERA: 5.45 | (1, 1) | 3.0 | | 12 | 3 | 1 | 1 | 1 | 0 | 0 | 0 | 0 | 0 | 0 | 32 | 48 | 3.00 | 1.000 |
| 56 Donnie Veal, L<br>ERA: 5.52 | (4, 1) | 2.0 | W | 8 | 2 | 0 | 0 | 3 | 0 | 0 | 1 | 0 | 0 | 0 | 22 | 33 | 0.00 | 1.000 |
| 58 Steven Jackson, R<br>ERA: 3.1 | (6, 1) | 1.0 | H | 3 | 0 | 0 | 0 | 0 | 0 | 0 | 0 | 0 | 0 | 0 | 4 | 7 | 0.00 | 0.000 |
| 43 Jesse Chavez, R<br>ERA: 4.18 | (7, 1) | 2.0 | H | 7 | 2 | 0 | 0 | 1 | 0 | 0 | 0 | 0 | 0 | 0 | 20 | 29 | 0.00 | 1.000 |
| 55 Matt Capps, R<br>ERA: 5.68 | (9, 1) | 1.0 | S | 3 | 0 | 0 | 0 | 2 | 0 | 0 | 0 | 0 | 0 | 0 | 11 | 14 | 0.00 | 0.000 |

| PITCHER | IP | WLS | BF | H | R | ER | SO | BB | IBB | HBP | BLK | WP | HR | S | P | ERA | WHIP |
|---|---|---|---|---|---|---|---|---|---|---|---|---|---|---|---|---|---|

| Batter | 1 | 2 | 3 | 4 | 5 | 6 | 7 | 8 | 9 | AB | R | H | RBI | BB | SO | LOB |
|---|---|---|---|---|---|---|---|---|---|---|---|---|---|---|---|---|
| 22 Andrew McCutchen, R (1, 8)<br>OBP: 0.352, SLG: 0.465 | B FF 89<br>C FF 88<br>C SI 89<br>B CU 78<br>X FF 89<br>2-2<br>15 E 15 FC5<br>46 SF8<br>1B | | B SL 85<br>C SI 88<br>C FF 87<br>X SL 86<br>1-2 ①<br>L3<br>D SL 86<br>B CU 75<br>C SI 90<br>B SL 86<br>C SL 84<br>X SI 89<br>3-2 ②<br>G4-3<br>2-3 | | | C FF 94<br>B FF 94<br>C CU 75<br>B CH 77<br>F FF 93<br>B CH 77<br>X FF 94<br>3-2 ①<br>L7<br>C SI 93<br>B SL 85<br>B SL 85<br>B SI 92<br>C SI 93<br>F SL 86<br>X SI 94<br>3-2 ③<br>F7 | | 5 | 1 | 1 | 0 | 0 | 0 | 3 |
| 15 Andy LaRoche, R (1, 5)<br>OBP: 0.327, SLG: 0.373 | C CU 76<br>1 SAFE<br>F SI 89<br>1 SAFE<br>1 SAFE<br>X SI 89<br>0-2<br>FC5<br>85 BB<br>1-3 | | X FF 90<br>0-0<br>41 E 46 1B<br>44 1B<br>1B | C SI 90<br>F FF 91<br>D SL 87<br>S SI 90<br>1-3 ③<br>K | | | C CU 75<br>X FF 94<br>0-1<br>2B | | | 4 | 1 | 2 | 0 | 0 | 1 | 2 |
| 46 Garrett Jones, L (1, 3)<br>OBP: 0.374, SLG: 0.591 | X CU 76<br>0-0 ①<br>SF8<br>3-H | | C SL 85<br>B SI 89<br>S FF 90<br>B SI 89<br>X FF 91<br>2-2<br>41 E<br>44 1B<br>1-2<br>1B | | S CH 79<br>B SI 89<br>F FF 88<br>X SL 86<br>1-2 ①<br>G4-3 | | F FF 92<br>B FF 93<br>B CH 76<br>B FF 93<br>F FF 93<br>B CU 76<br>4-2<br>BB | | | 2 | 1 | 1 | 1 | 1 | 0 | 0 |
| 41 Ryan Doumit, S (1, 2)<br>OBP: 0.287, SLG: 0.405 | C SI 89<br>F FF 89<br>F CU 78<br>X SL 86<br>0-2 ②<br>F9 | | F SI 90<br>B FF 90<br>B SI 90<br>F SI 90<br>X SL 86<br>2-2<br>E3<br>44 1B<br>1-2<br>2-3 | | C SI 89<br>X FF 90<br>0-1 ②<br>G4-3 | | S CU 75<br>C CU 77<br>S FF 92<br>0-3 ②<br>K | | | 4 | 0 | 0 | 0 | 0 | 1 | 5 |
| 85 Lastings Milledge, R (1, 7)<br>OBP: 0.332, SLG: 0.379 | B FF 90<br>B SI 90<br>F SI 90<br>F SI 89<br>D SL 86<br>B SI 89<br>4-2<br>1-2<br>BB | | S SL 86<br>B SI 90<br>F SI 87<br>D CU 78<br>S SL 86<br>2-3 ②<br>K | | B FF 90<br>S FF 89<br>X SI 88<br>1-1 ③<br>G1-3 | | C CU 76<br>F FF 92<br>F FF 94<br>S CU 78<br>0-3 ③<br>K | | | 3 | 0 | 0 | 0 | 1 | 2 | 5 |
| 44 Brandon Moss, L (1, 9)<br>OBP: 0.302, SLG: 0.376 | B SI 90<br>B SI 90<br>S SI 90<br>S CU 76<br>B FF 90<br>F SI 91<br>S FF 90<br>3-3 ③<br>K | | X SI 90<br>0-0<br>1-3<br>2-H<br>3-H<br>1B | | | C FF 89<br>B CH 79<br>X FF 88<br>1-1 ①<br>L9 | | C CU 75<br>H FF 93<br>1-1<br>24 FC5-4<br>HBP | | 3 | 0 | 1 | 2 | 0 | 1 | 2 |
| 24 Delwyn Young, S (1, 4)<br>OBP: 0.320, SLG: 0.374 | | B SI 89<br>B SI 89<br>F SI 88<br>X CH 79<br>2-1 ①<br>G6-3 | C CU 75<br>F SL 84<br>1 SAFE<br>F FF 89<br>S SL 84<br>0-3 ③<br>K | | | C SI 90<br>B CU 74<br>B CH 80<br>F FF 89<br>B FF 90<br>X SI 89<br>3-2<br>2B | | B SI 91<br>S FF 92<br>S FF 93<br>X FF 93<br>1-2 ①<br>FC5-4<br>23 G1-3 36 BB<br>1-2f | | 4 | 0 | 1 | 0 | 0 | 1 | 3 |
| 36 Luis Alfonso Cruz, R (1, 6)<br>OBP: 0.273, SLG: 0.188 | | C SL 86<br>B SL 84<br>B SI 89<br>X SL 84<br>2-1 ②<br>P4 | | C FF 88<br>B SI 87<br>B SI 88<br>X FF 88<br>2-1<br>22 G4-3 56 SH2-4<br>1B | | B SL 86<br>C SI 90<br>F SI 90<br>X CU 76<br>1-2 ②<br>F8 | | B CU 76<br>F FF 92<br>1 SAFE<br>1 SAFE<br>P PO 85<br>B FF 90<br>F FF 91<br>1 SAFE<br>F FF 92<br>4-2<br>F FF 93<br>B FF 91<br>23 G1-3<br>1-2<br>BB | | 3 | 0 | 1 | 0 | 1 | 0 | 1 |
| 27 Jeff Karstens, R (1, 1)<br>OBP: 0.182, SLG: 0.053<br>56 Donnie Veal, L (4, 1)<br>58 Steven Jackson, R (6, 1)<br>51 Steve Pearce, R (6, PH)<br>OBP: 0.298, SLG: 0.364<br>43 Jesse Chavez, R (7, 1)<br>5 Ramón Vázquez, L (8, PH)<br>OBP: 0.342, SLG: 0.288<br>23 Robinzon Diaz, R (8, PH)<br>OBP: 0.310, SLG: 0.370<br>55 Matt Capps, R (9, 1) | | C FF 90<br>C FF 89<br>S CU 78<br>0-3 ③<br>K | | 1 SAFE<br>C FF 87<br>1 SAFE<br>X SI 90<br>0-1 ①<br>SH2-4<br>1-2 | | C SL 84<br>B SL 85<br>C CU 76<br>S SI 90<br>1-3 ③<br>K | | X SL 86<br>0-0 ②<br>G1-3<br>1-2<br>2-3 | | 1<br>0<br>0<br>1<br>0<br>0<br>1<br>0 | 0<br>0<br>0<br>0<br>0<br>0<br>0<br>0 | 0<br>0<br>0<br>0<br>0<br>0<br>0<br>0 | 0<br>0<br>0<br>0<br>0<br>0<br>0<br>0 | 0<br>0<br>0<br>1<br>0<br>0<br>0<br>0 | 1<br>0<br>0<br>0<br>0<br>0<br>0<br>0 | 0<br>0<br>0<br>1<br>0<br>0<br>2<br>0 |
| Inning Stats | R: 1<br>E: 1<br>K: 1<br>S: 17<br>H: 1<br>LOB: 2<br>BB: 1<br>P: 26 | R: 0<br>E: 0<br>K: 1<br>S: 7<br>H: 0<br>LOB: 0<br>BB: 0<br>P: 11 | R: 2<br>E: 1<br>K: 2<br>S: 18<br>H: 3<br>LOB: 2<br>BB: 0<br>P: 25 | R: 0<br>E: 0<br>K: 1<br>S: 10<br>H: 1<br>LOB: 1<br>BB: 0<br>P: 16 | R: 0<br>E: 0<br>K: 0<br>S: 7<br>H: 0<br>LOB: 0<br>BB: 0<br>P: 9 | R: 0<br>E: 0<br>K: 1<br>S: 11<br>H: 1<br>LOB: 1<br>BB: 0<br>P: 17 | R: 0<br>E: 0<br>K: 2<br>S: 15<br>H: 1<br>LOB: 2<br>BB: 1<br>P: 22 | R: 0<br>E: 0<br>K: 0<br>S: 14<br>H: 0<br>LOB: 2<br>BB: 1<br>P: 22 | | 1B: 5<br>2B: 2<br>3B: 0<br>HR: 0 | SF: 1<br>SAC: 1<br>DP: 0<br>HBP: 1 | | WP: 0<br>PB: 0<br>SB: 0<br>CS: 0 | PA: 37 | | |

| PITCHER | | IP | WLS | BF | H | R | ER | SO | BB | IBB | HBP | BLK | WP | HR | S | P | ERA | WHIP |
|---|---|---|---|---|---|---|---|---|---|---|---|---|---|---|---|---|---|---|
| 21 Jon Garland, R<br>ERA: 3.9 | (1, 1) | 6.0 | L | 27 | 6 | 3 | 0 | 6 | 1 | 0 | 0 | 0 | 0 | 0 | 70 | 104 | 0.00 | 1.167 |
| 31 James McDonald, R<br>ERA: 3.9 | (7, 1) | 1.1 | | 8 | 1 | 0 | 0 | 2 | 2 | 0 | 1 | 0 | 0 | 0 | 24 | 36 | 0.00 | 2.250 |
| 57 Scott Elbert, L<br>ERA: 5.19 | (8, 1) | 0.1 | | 1 | 0 | 0 | 0 | 0 | 0 | 0 | 0 | 0 | 0 | 0 | 1 | 1 | 0.00 | 0.000 |
| 54 Ronald Belisario, R<br>ERA: 1.86 | (8, 1) | 0.1 | | 1 | 0 | 0 | 0 | 0 | 0 | 0 | 0 | 0 | 0 | 0 | 4 | 7 | 0.00 | 0.000 |

| PITCHER | IP | WLS | BF | H | R | ER | SO | BB | IBB | HBP | BLK | WP | HR | S | P | ERA | WHIP |
|---|---|---|---|---|---|---|---|---|---|---|---|---|---|---|---|---|---|

# BOTTOM

Los Angeles Dodgers @ Pittsburgh Pirates

PNC Park, Pittsburgh, PA

Fri Sep 25 2009, 7:05 PM EDT

Att. 19,452 - Cloudy - 69 F

livebaseballscorecards.com

| | |
|---|---|
| AB | 31 |
| R | 3 |
| H | 7 |
| RBI | 3 |
| BB | 3 |
| SO | 8 |
| LOB | 24 |

# Los Angeles Dodgers @ Pittsburgh Pirates

PNC Park, Pittsburgh, PA

Sat Sep 26 2009, 7:05 PM EDT

Att. 35,605 - Rain - 59 F

TOP

livebaseballscorecards.com

| Batter | 1 | 2 | 3 | 4 | 5 | 6 | 7 | 8 | 9 | AB | R | H | RBI | BB | SO | LOB |
|---|---|---|---|---|---|---|---|---|---|---|---|---|---|---|---|---|
| 15 Rafael Furcal, S (1, 6)<br>OBP: 0.333, SLG: 0.377 | B SI 89<br>X SI 88<br>1-0 ① 1B | | B CH 82<br>B CH 82<br>C SI 90<br>S CH 83<br>B CH 84<br>X FF 90<br>3-2 ② G5-3 | | X SI 87<br>0-0 ① G6-3 | | B CH 83<br>X CH 82<br>1-0 ② G5-3 | C CU 71<br>C FF 89<br>B FF 89<br>F FF 90<br>D CU 74<br>B FF 89<br>F FF 90<br>X FF 89<br>3-2 ② FC3-6<br>1-2f<br>2-3 | | 5 | 0 | 1 | 0 | 0 | 0 | 2 |
| 9 Juan Pierre, L (1, 8)<br>OBP: 0.371, SLG: 0.394<br>57 Scott Elbert, L (8, 1)<br>OBP: 0.200, SLG: 0.400<br>38 Ramon Troncoso, R (8, 1)<br>51 Jonathan Broxton, R (9, 1) | C FF 89<br>B SI 88<br>B SI 86<br>F SI 88<br>X SI 88<br>2-2 99 2B 3B | | C CU 74<br>X SL 78<br>0-1 ③ L6 | | C CU 72<br>B SI 86<br>B FF 87<br>F SL 81<br>X SL 79<br>2-2 ② L8 | | C SI 88<br>B SL 81<br>B SI 88<br>X SI 88<br>2-1 ③ G6-3 | F FF 89<br>B SL 86<br>S CU 74<br>F SL 87<br>X FF 90<br>1-2 ③ F8 | | 5<br>0<br>0<br>0 | 1<br>0<br>0<br>0 | 1<br>0<br>0<br>0 | 0<br>0<br>0<br>0 | 0<br>0<br>0<br>0 | 0<br>0<br>0<br>0 | 2<br>0<br>0<br>0 |
| 99 Manny Ramirez, R (1, 7)<br>OBP: 0.425, SLG: 0.550<br>17 Jason Repko, R (9, 7) | X SI 90<br>0-0 3-H 2B | | | B FF 88<br>B CH 83<br>B SI 89<br>C SI 88<br>F FF 90<br>B SI 88<br>4-2 3 1B 5 2B BB | X FF 88<br>0-0 27 FC5-4 1B | | | B CU 81<br>B FF 93<br>B FF 94<br>C FF 93<br>C FF 93<br>B FF 95<br>4-2 7 BB 3 1B 16 BB BB | C FF 89<br>B CU 74<br>S FF 89<br>B FF 90<br>B SL 86<br>B FF 90<br>4-2 27 G5-4-3 BB | 2<br>0 | 2<br>0 | 2<br>0 | 1<br>0 | 3<br>0 | 0<br>0 | 0<br>0 |
| 27 Matt Kemp, R (1, 9)<br>OBP: 0.358, SLG: 0.503<br>(8, 8) | B CU 73<br>B CU 74<br>B SI 88<br>X SI 88<br>3-0 ② F8 | | | B CH 83<br>B CH 83<br>X SI 88<br>2-0 ① F8 | X CH 81<br>0-0 ③ FC5-4<br>1-2f | | | B CU 80<br>C FF 94<br>T CU 80<br>B FF 94<br>F SI 95<br>C FF 94<br>2-3 ① K | C CU 74<br>F FF 91<br>B FF 90<br>F SL 86<br>B CU 75<br>X SL 86<br>2-2 ①② G5-4-3<br>1-2f | 5 | 0 | 0 | 0 | 0 | 1 | 5 |
| 3 Ronnie Belliard, R (1, 5)<br>OBP: 0.320, SLG: 0.444 | C SI 89<br>B FF 90<br>X CH 81<br>1-1 ③ F7 | | | 1 SAFE<br>B SI 89<br>B SI 88<br>B FF 88<br>C SI 89<br>X CH 83<br>3-1 5 2B 55 G6-3 1B<br>1-2 | | B CH 81<br>B CU 80<br>C CH 84<br>F CH 82<br>B FF 88<br>X CH 84<br>3-2 ① G5-3 | | F FF 94<br>B CU 80<br>X CU 79<br>1-1 16 BB 7 BB 13 BB 1B<br>1-2 | C FF 89<br>X FF 89<br>0-1 HR | 5 | 3 | 3 | 1 | 0 | 0 | 1 |
| 5 Mark Loretta, R (1, 3)<br>OBP: 0.310, SLG: 0.270<br>7 James Loney, L (8, PH)<br>OBP: 0.364, SLG: 0.409<br>(8, 3) | | X SI 87<br>0-0 55 G5-4-3 1B | | X FF 88<br>0-0<br>1-3<br>2-H 2B | | C SI 90<br>B CH 83<br>B CH 83<br>X SI 85<br>2-1 ② G6-3 | | D SL 79<br>B SL 79<br>C SI 90<br>C SL 80<br>F SL 80<br>B SI 90<br>D SL 80<br>4-2 13 BB 16 BB 25 1B BB<br>1-2<br>2-3 | B CH 81<br>B SL 86<br>B SL 86<br>C FF 90<br>X SL 86<br>3-1 1B | 3<br>1 | 0<br>1 | 2<br>1 | 1<br>1 | 0<br>0 | 0<br>1 | 0<br>0 |
| 55 Russell Martin, R (1, 2)<br>OBP: 0.352, SLG: 0.328<br>16 Andre Ethier, L (8, PH)<br>OBP: 0.361, SLG: 0.518<br>(8, 9) | | X CH 82<br>0-0 ①② G5-4-3<br>1-2f | | B CH 83<br>S CH 82<br>C SI 89<br>X CH 82<br>1-2 ② G6-3<br>3-H | | B CU 73<br>B CU 70<br>B SI 88<br>C FF 88<br>B CH 85<br>4-1 13 FC6-4 BB | | B CH 82<br>B CH 83<br>F FF 89<br>F FF 89<br>D CH 83<br>D CH 84<br>4-2 13 BB 25 1B BB<br>1-2<br>2-3<br>3-H | B CU 72<br>B SL 86<br>C FF 88<br>F SL 87<br>S FF 90<br>2-3 ③ K | 2<br>1 | 0<br>1 | 0<br>1 | 1<br>1 | 1<br>1 | 0<br>1 | 2<br>1 |
| 13 Orlando Hudson, S (1, 4)<br>OBP: 0.355, SLG: 0.415 | | B SI 87<br>B SI 88<br>B SI 88<br>C FF 88<br>F CH 82<br>X SI 89<br>3-2 ③ F8 | | I IN 68<br>I<br>I IN 71<br>I IN 71<br>4-0 IBB | | C CH 83<br>X CH 80<br>0-1 ③ FC6-4<br>1-2f | | C FF 89<br>S CH 83<br>B CH 82<br>B CH 82<br>B FF 90<br>B SI 91<br>4-2 15 FC3-6 25 1B<br>1-2<br>2-3<br>3-H BB | | 2 | 0 | 0 | 1 | 2 | 0 | 1 |
| 43 Randy Wolf, L (1, 1)<br>OBP: 0.194, SLG: 0.265<br>56 Hung-Chih Kuo, L (7, 1)<br>52 George Sherrill, L (7, 1)<br>25 Jim Thome, L (8, PH)<br>OBP: 0.368, SLG: 0.485<br>12 Brad Ausmus, R (8, PR)<br>OBP: 0.350, SLG: 0.376<br>(8, 2) | | | C SI 87<br>B FF 86<br>B FF 86<br>F FF 89<br>X SL 80<br>2-2 ① L3 | C CU 72<br>T CU 75<br>X CU 75<br>0-2 ③ G3-1 | | | C SI 86<br>F CU 72<br>B FF 88<br>B CU 76<br>F FF 88<br>S SL 81<br>2-3 ① K | B CH 83<br>S FF 90<br>F FF 88<br>B CH 82<br>X FF 90<br>2-2 15 FC3-6 1B<br>1-2<br>2-H<br>3-H | 3<br>0<br>0<br>1<br>0 | 0<br>0<br>0<br>0<br>0 | 0<br>0<br>0<br>1<br>0 | 0<br>0<br>0<br>2<br>0 | 0<br>0<br>0<br>0<br>0 | 1<br>0<br>0<br>0<br>0 | 2<br>0<br>0<br>0<br>0 |

| | AB | 35 |
|---|---|---|
| | R | 8 |
| | H | 11 |
| | RBI | 8 |
| | BB | 8 |
| | SO | 3 |
| | LOB | 16 |

| Inning Stats | 1 | 2 | 3 | 4 | 5 | 6 | 7 | 8 | 9 |
|---|---|---|---|---|---|---|---|---|---|
| | R: 1<br>E: 0<br>K: 0<br>S: 8 | H: 3<br>LOB: 1<br>BB: 0<br>P: 15 | R: 0<br>E: 0<br>K: 0<br>S: 5 | H: 1<br>LOB: 0<br>BB: 0<br>P: 8 | R: 0<br>E: 0<br>K: 0<br>S: 8 | H: 0<br>LOB: 0<br>BB: 0<br>P: 13 | R: 2<br>E: 0<br>K: 0<br>S: 12 | H: 2<br>LOB: 2<br>BB: 2<br>P: 26 | R: 0<br>E: 0<br>K: 0<br>S: 6 | H: 1<br>LOB: 1<br>BB: 0<br>P: 8 |
| | R: 0<br>E: 0<br>K: 0<br>S: 8 | H: 0<br>LOB: 1<br>BB: 1<br>P: 17 | R: 0<br>E: 0<br>K: 1<br>S: 7 | H: 0<br>LOB: 0<br>BB: 0<br>P: 12 | R: 4<br>E: 0<br>K: 1<br>S: 27 | H: 2<br>LOB: 2<br>BB: 4<br>P: 52 | R: 1<br>E: 0<br>K: 1<br>S: 13 | H: 2<br>LOB: 1<br>BB: 1<br>P: 24 | 1B: 7<br>2B: 2<br>3B: 1<br>HR: 1 | SF: 0<br>SAC: 0<br>DP: 2<br>HBP: 0 | WP: 0<br>PB: 0<br>SB: 0<br>CS: 0 | PA: 43 |

| PITCHER | | IP | WLS | BF | H | R | ER | SO | BB | IBB | HBP | BLK | WP | HR | S | P | ERA | WHIP |
|---|---|---|---|---|---|---|---|---|---|---|---|---|---|---|---|---|---|---|
| 28 Paul Maholm, L<br>ERA: 4.44 | (1, 1) | 7.0 | | 29 | 7 | 3 | 3 | 1 | 2 | 1 | 0 | 0 | 0 | 0 | 54 | 99 | 3.86 | 1.286 |
| 54 Denny Bautista, R<br>ERA: 5.68 | (8, 1) | 0.1 | L | 3 | 1 | 2 | 2 | 1 | 1 | 0 | 0 | 0 | 0 | 0 | 8 | 15 | 54.00 | 6.000 |
| 32 Phil Dumatrait, L<br>ERA: 9.0 | (8, 1) | 0.0 | | 1 | 0 | 0 | 0 | 0 | 1 | 0 | 0 | 0 | 0 | 0 | 3 | 7 | ∞ | ∞ |
| 58 Steven Jackson, R<br>ERA: 3.32 | (8, 1) | 0.0 | B | 3 | 1 | 2 | 2 | 0 | 2 | 0 | 0 | 0 | 0 | 0 | 7 | 17 | ∞ | ∞ |
| 50 Virgil Vasquez, R<br>ERA: 6.26 | (8, 1) | 1.2 | | 7 | 2 | 1 | 1 | 1 | 1 | 0 | 0 | 0 | 0 | 1 | 22 | 37 | 5.40 | 1.800 |

| PITCHER | IP | WLS | BF | H | R | ER | SO | BB | IBB | HBP | BLK | WP | HR | S | P | ERA | WHIP |
|---|---|---|---|---|---|---|---|---|---|---|---|---|---|---|---|---|---|

# BOTTOM

## Los Angeles Dodgers @ Pittsburgh Pirates

PNC Park, Pittsburgh, PA

Sat Sep 26 2009, 7:05 PM EDT

Att. 35,605 - Rain - 59 F

livebaseballscorecards.com

| Batter | 1 | 2 | 3 | 4 | 5 | 6 | 7 | 8 | 9 | AB | R | H | RBI | BB | SO | LOB |
|---|---|---|---|---|---|---|---|---|---|---|---|---|---|---|---|---|
| 22 Andrew McCutchen, R (1, 8)<br>OBP: 0.351, SLG: 0.463 | B SI 87<br>B SI 88<br>X SI 88<br>2-0 ①<br>G6-3 | | B CH 77<br>B CH 78<br>B SI 88<br>C SI 88<br>C SI 89<br>X SI 89<br>3-2 ③<br>G5-3 | | | F SI 87<br>B CU 66<br>B CH 77<br>C CH 77<br>X CU 66<br>2-2 ①<br>F8 | B FF 89<br>C FF 89<br>C FF 88<br>F FF 91<br>F SL 75<br>F FF 90<br>X FF 89<br>1-2<br>15<br>FC5-4<br>1-2<br>2-H<br>3-H<br>1B | | | 4 | 0 | 1 | 2 | 0 | 0 | 0 |
| 15 Andy LaRoche, R (1, 5)<br>OBP: 0.327, SLG: 0.378 | X SI 88<br>0-0 ②<br>F9 | | | C SL 79<br>F CU 65<br>B FF 89<br>B SI 89<br>X SL 78<br>2-2<br>HR | | X FF 87<br>0-0 ②<br>F7 | C SL 73<br>S SL 75<br>X SL 74<br>0-2 ③<br>FC5-4<br>1-2f | | | 4 | 1 | 1 | 1 | 0 | 0 | 2 |
| 46 Garrett Jones, L (1, 9)<br>OBP: 0.376, SLG: 0.593 | C FF 88<br>B SI 89<br>X SI 88<br>1-1<br>2B | | | F SI 89<br>B SL 82<br>S SL 80<br>X SL 82<br>1-2<br>1B | | B CU 66<br>F SI 89<br>F SI 86<br>S SI 88<br>1-3 ③<br>K | | C FF 92<br>C SL 88<br>T SL 87<br>0-2 ①<br>K | | 4 | 0 | 2 | 0 | 0 | 2 | 0 |
| 41 Ryan Doumit, S (1, 2)<br>OBP: 0.290, SLG: 0.404 | C SI 89<br>C SL 80<br>X FF 88<br>0-2 ③<br>G1-3 | | | C SL 79<br>B CU 66<br>F SI 86<br>B FF 86<br>F FF 87<br>S SL 79<br>2-3 ①<br>K | | | B CU 64<br>B SI 85<br>B SI 86<br>B SI 86<br>4-0<br>24<br>WP<br>36<br>1B<br>BB | X SI 92<br>0-0<br>1B | | 3 | 1 | 1 | 0 | 1 | 1 | 2 |
| 85 Lastings Milledge, R (1, 7)<br>OBP: 0.326, SLG: 0.371 | | F SI 88<br>B CU 65<br>X CU 65<br>1-1 ①<br>G1-3 | | B CH 78<br>1 SAFE<br>F CH 78<br>X CU 66<br>1-1 ②<br>F9 | | | M CU 65<br>1 SAFE<br>1 SAFE<br>X CU 66<br>0-1 ①<br>F7 | C SI 91<br>X CU 76<br>0-1 ②<br>F8 | | 4 | 0 | 0 | 0 | 0 | 0 | 3 |
| 51 Steve Pearce, R (1, 3)<br>OBP: 0.291, SLG: 0.355 | | X SI 90<br>0-0 ②<br>F9 | | B CU 64<br>C CU 66<br>X CU 66<br>1-1 ③<br>G6-3 | | | B SL 84<br>B FF 93<br>F FF 93<br>F FF 93<br>F FF 94<br>D SL 86<br>X FF 94<br>3-2 ②<br>L5 | C CU 77<br>S SI 91<br>D SI 92<br>X SI 91<br>1-2 ③<br>F8 | | 4 | 0 | 0 | 0 | 0 | 0 | 3 |
| 24 Delwyn Young, S (1, 4)<br>OBP: 0.320, SLG: 0.370 | C SI 89<br>B CU 66<br>F SL 80<br>F SI 89<br>F SI 90<br>S CU 68<br>1-3 ③<br>K | | | | B CU 65<br>B SI 88<br>X SI 88<br>2-0 ①<br>G6-3 | | B CU 78<br>F FF 95<br>F FF 92<br>B FF 94<br>F FF 95<br>B FF 88<br>B FF 94<br>4-2<br>23<br>WP<br>36<br>1B<br>22<br>1B<br>1-2<br>BB | | F FF 97<br>B FF 98<br>F FF 97<br>S FF 98<br>1-3 ①<br>K | 3 | 1 | 0 | 0 | 1 | 2 | 0 |
| 36 Luis Alfonso Cruz, R (1, 6)<br>OBP: 0.288, SLG: 0.231 | | | C SI 87<br>B CU 66<br>X SI 88<br>1-1<br>28<br>K2-3<br>2B | | B SI 88<br>B SI 88<br>C SI 86<br>C CH 77<br>X FF 87<br>2-2 ②<br>F9 | | S FF 94<br>F FF 94<br>F FF 94<br>X FF 93<br>0-2<br>23<br>WP<br>22<br>1B<br>1-2<br>2-H<br>1B | | B FF 97<br>X FF 97<br>1-0 ②<br>P6 | 4 | 1 | 2 | 1 | 0 | 0 | 0 |
| 28 Paul Maholm, L (1, 1)<br>OBP: 0.115, SLG: 0.138<br>23 Robinzon Diaz, R (7, PH)<br>OBP: 0.315, SLG: 0.370<br>54 Denny Bautista, R (8, 1)<br>32 Phil Dumatrait, R (8, 1)<br>58 Steven Jackson, R (8, 1)<br>50 Virgil Vasquez, R (8, 1)<br>44 Brandon Moss, L (9, PH)<br>OBP: 0.302, SLG: 0.375 | | | C FF 86<br>2 SAFE<br>S FF 89<br>F FF 90<br>S CU 67<br>0-3 ①②<br>K2-3<br>2-3 | | C FF 88<br>B SI 88<br>C SI 88<br>C CU 66<br>C FF 88<br>2-3 ③<br>K | | B SL 87<br>C FF 88<br>B SL 77<br>C FF 89<br>B FF 91<br>B FF 89<br>4-2<br>22<br>1B<br>1-2<br>2-3<br>BB | | S FF 97<br>S FF 98<br>F FF 100<br>B FF 99<br>S SL 91<br>1-3 ③<br>K | 2<br>0<br>0<br>0<br>0<br>0<br>1 | 0<br>0<br>0<br>0<br>0<br>0<br>0 | 0<br>0<br>0<br>0<br>0<br>0<br>0 | 0<br>1<br>0<br>0<br>0<br>0<br>0 | 0<br>0<br>0<br>0<br>0<br>0<br>0 | 2<br>0<br>0<br>0<br>0<br>0<br>1 | 1<br>0<br>0<br>0<br>0<br>0<br>0 |
| Inning Stats | R: 0<br>E: 0<br>K: 0<br>S: 7<br>H: 1<br>LOB: 1<br>BB: 0<br>P: 10 | R: 0<br>E: 0<br>K: 1<br>S: 8<br>H: 0<br>LOB: 0<br>BB: 0<br>P: 10 | R: 0<br>E: 0<br>K: 1<br>S: 9<br>H: 1<br>LOB: 0<br>BB: 0<br>P: 13 | R: 1<br>E: 0<br>K: 1<br>S: 14<br>H: 2<br>LOB: 1<br>BB: 0<br>P: 21 | R: 0<br>E: 0<br>K: 1<br>S: 7<br>H: 0<br>LOB: 0<br>BB: 0<br>P: 13 | R: 0<br>E: 0<br>K: 1<br>S: 7<br>H: 0<br>LOB: 0<br>BB: 0<br>P: 10 | R: 3<br>E: 0<br>K: 0<br>S: 24<br>H: 2<br>LOB: 2<br>BB: 3<br>P: 40 | R: 0<br>E: 0<br>K: 1<br>S: 9<br>H: 1<br>LOB: 1<br>BB: 0<br>P: 10 | R: 0<br>E: 0<br>K: 2<br>S: 8<br>H: 0<br>LOB: 0<br>BB: 0<br>P: 11 | 1B: 4<br>2B: 2<br>3B: 0<br>HR: 1 | SF: 0<br>SAC: 0<br>DP: 0<br>HBP: 0 | | WP: 2<br>PB: 0<br>SB: 0<br>CS: 0 | PA: 36 | | | |

| PITCHER | | IP | WLS | BF | H | R | ER | SO | BB | IBB | HBP | BLK | WP | HR | S | P | ERA | WHIP |
|---|---|---|---|---|---|---|---|---|---|---|---|---|---|---|---|---|---|---|
| 43 Randy Wolf, L<br>ERA: 3.22 | (1, 1) | 6.1 | | 23 | 4 | 2 | 2 | 5 | 1 | 0 | 0 | 0 | 0 | 1 | 54 | 83 | 2.84 | 0.789 |
| 56 Hung-Chih Kuo, L<br>ERA: 2.89 | (7, 1) | 0.1 | H | 3 | 1 | 0 | 0 | 0 | 1 | 0 | 0 | 0 | 1 | 0 | 11 | 18 | 0.00 | 6.000 |
| 52 George Sherrill, L<br>ERA: 1.77 | (7, 1) | 0.1 | W | 3 | 1 | 2 | 2 | 0 | 1 | 0 | 0 | 0 | 1 | 0 | 11 | 16 | 54.00 | 6.000 |
| 57 Scott Elbert, L<br>ERA: 5.09 | (8, 1) | 0.1 | H | 1 | 0 | 0 | 0 | 1 | 0 | 0 | 0 | 0 | 0 | 0 | 3 | 3 | 0.00 | 0.000 |
| 38 Ramon Troncoso, R<br>ERA: 2.68 | (8, 1) | 0.2 | H | 3 | 1 | 0 | 0 | 0 | 0 | 0 | 0 | 0 | 0 | 0 | 6 | 7 | 0.00 | 1.500 |

| PITCHER | | IP | WLS | BF | H | R | ER | SO | BB | IBB | HBP | BLK | WP | HR | S | P | ERA | WHIP |
|---|---|---|---|---|---|---|---|---|---|---|---|---|---|---|---|---|---|---|
| 51 Jonathan Broxton, R<br>ERA: 2.32 | (9, 1) | 1.0 | | 3 | 0 | 0 | 0 | 2 | 0 | 0 | 0 | 0 | 0 | 0 | 8 | 11 | 0.00 | 0.000 |

| Batter | 1 | 2 | 3 | 4 | 5 | 6 | 7 | 8 | 9 | AB | R | H | RBI | BB | SO | LOB |
|---|---|---|---|---|---|---|---|---|---|---|---|---|---|---|---|---|
| 15 Rafael Furcal, S (1, 6)<br>OBP: 0.332, SLG: 0.376 | B FF 88<br>F FF 89<br>C FF 90<br>S FF 91<br>1-3 ① **K** | | B CH 80<br>F CH 80<br>F FF 90<br>B FF 91<br>X CH 79<br>2-2 ① **1B**<br>2-H | | | C FF 88<br>X FF 89<br>0-1 ① **G4-3** | C CH 86<br>X SI 94<br>0-1 ③ **G4-3** | | C SL 83<br>X SL 83<br>0-1 **FC4** 16 PB<br>1-2<br>2-3<br>3-H | 5 | 0 | 1 | 2 | 0 | 1 | 4 |
| 9 Juan Pierre, L (1, 7)<br>OBP: 0.369, SLG: 0.392 | C FF 91<br>X CH 82<br>0-1 ② **G3** | | C CH 81<br>B FF 90<br>X CH 81<br>1-1 ③ **F8** | | | C CH 81<br>B CH 80<br>B FF 88<br>X SI 89<br>2-1 **1B** | | C FF 93<br>B FF 94<br>S FF 93<br>X FF 95<br>1-2 ① **F9** | B SL 86<br>X SL 84<br>1-0 ② **L3** | 5 | 0 | 1 | 0 | 0 | 0 | 4 |
| 16 Andre Ethier, L (1, 9)<br>OBP: 0.360, SLG: 0.515 | B FF 91<br>B SI 90<br>X FF 90<br>2-0 ③ **F7** | | | F FF 89<br>F FF 89<br>B FF 90<br>B FF 90<br>B CH 83<br>B CH 82<br>4-2 3 PO 27 1B **BB** | | B SI 89<br>1 SAFE<br>C FF 89<br>F FF 89<br>1 SAFE<br>1 SAFE<br>1 SAFE<br>F FF 89<br>B SL 82<br>2-2 ② **F9** | | S SL 83<br>X FF 94<br>0-1 ② **L6** | F FF 93<br>B FF 93<br>S FF 92<br>F FF 92<br>F FF 94<br>B FF 93<br>S SL 84<br>2-3 ③ **K**<br>1-2<br>2-3<br>3-H | 4 | 0 | 0 | 0 | 1 | 1 | 3 |
| 27 Matt Kemp, R (1, 8)<br>OBP: 0.358, SLG: 0.502 | | B FF 89<br>B FF 90<br>S CH 82<br>F FF 90<br>X FF 91<br>2-2 ① **G5-3** | | C FF 88<br>F SL 82<br>D CH 82<br>F SL 83<br>F SL 80<br>X FF 90<br>1-2 3 PO **1B** | | X FF 90<br>0-0 ③ **F8** | | B FF 94<br>C SL 83<br>F FF 95<br>X FF 95<br>1-2 ③ **G6-3** | | 4 | 0 | 1 | 0 | 0 | 0 | 1 |
| 7 James Loney, L (1, 3)<br>OBP: 0.365, SLG: 0.409 | | X SI 89<br>0-0 ② **G6-3** | | B CH 83<br>X FF 90<br>1-0 ① **F9** | | | B CH 80<br>B FF 89<br>C FF 89<br>B FF 90<br>X FF 90<br>3-1 3 2B 25 G6-3 **1B** | | C FF 93<br>F SI 91<br>F FF 93<br>F FF 93<br>F FF 93<br>X SL 83<br>0-2 3 1B 55 1B **1B** | 4 | 2 | 2 | 0 | 0 | 0 | 2 |
| 3 Ronnie Belliard, R (1, 5)<br>OBP: 0.323, SLG: 0.449<br>14 Juan Castro, R (9, PR)<br>OBP: 0.324, SLG: 0.356 (9, 5) | | C FF 89<br>S SL 83<br>B FF 92<br>F SL 85<br>F FF 92<br>B CH 82<br>B FF 91<br>X FF 90<br>3-2 ③ **F9** | | D SL 83<br>C FF 91<br>1 SAFE<br>1 SAFE<br>1-1 ② ③ **PO**<br>1-2<br>2-3 | B FF 88<br>X FF 90<br>1-0 ① **F9** | | B FF 92<br>1 SAFE<br>B FF 93<br>X FF 93<br>2-0 25 G6-3 1-3 **2B** | | C SL 81<br>F FF 92<br>B FF 93<br>F SL 86<br>F SL 83<br>X SI 93<br>1-2 13 SH5-4 55 1B 15 FC4 1-3 **1B** | 4<br>0 | 0<br>1 | 2<br>0 | 0<br>0 | 0<br>0 | 0<br>0 | 0<br>0 |
| 55 Russell Martin, R (1, 2)<br>OBP: 0.351, SLG: 0.327 | | | C FF 89<br>B SL 82<br>C FF 90<br>F CH 81<br>B SL 84<br>S CH 81<br>2-3 ① **K** | | X SL 80<br>0-0 ② **G6-3** | | B SL 83<br>C SL 85<br>B FF 93<br>F SL 82<br>S SL 84<br>2-3 ① **K** | | X SL 86<br>0-0 15 FC4 13 SH5-4 16 PB 1-2 3-H **1B** | 4 | 1 | 1 | 1 | 0 | 2 | 2 |
| 13 Orlando Hudson, S (1, 4)<br>OBP: 0.358, SLG: 0.416 | | | C FF 90<br>X FF 90<br>0-1 22 SH5-4 15 1B **1B** | | B FF 87<br>C FF 89<br>B FF 90<br>B FF 90<br>B FF 89<br>4-1 **BB** | | I IN 78<br>I IN 78<br>I IN 79<br>I IN 78<br>4-0 25 G6-3 **IBB** | | X FF 91<br>0-0 ① **SH5-4**<br>1-2<br>2-3 | 1 | 1 | 1 | 0 | 2 | 0 | 0 |
| 22 Clayton Kershaw, L (1, 1)<br>OBP: 0.163, SLG: 0.109<br>26 Doug Mientkiewicz, L (5, PH)<br>OBP: 0.286, SLG: 0.308<br>36 Jeff Weaver, R (5, 1)<br>OBP: 0.231, SLG: 0.231<br>25 Jim Thome, L (7, PH)<br>OBP: 0.362, SLG: 0.483<br>54 Ronald Belisario, R (7, 1)<br>52 George Sherrill, L (8, 1)<br>99 Manny Ramirez, R (9, PH)<br>OBP: 0.427, SLG: 0.550<br>51 Jonathan Broxton, R (9, 1) | | | X FF 89<br>0-0 ② **SH5-4**<br>1-2 | | C CH 80<br>F FF 89<br>F CH 82<br>B CH 83<br>B FF 89<br>1 SAFE<br>C FF 89<br>2-3 ③ **K** | | B FF 94<br>B FF 94<br>C FF 94<br>F FF 94<br>X FF 94<br>2-2 ② **G6-3**<br>1-2<br>2-3<br>3-H | | I IN 64<br>I IN 65<br>I IN 64<br>I IN 62<br>4-0 16 PB 15 FC4 **IBB** | 0<br>1<br>0<br>1<br>0<br>0<br>0<br>0 | 0<br>0<br>0<br>0<br>0<br>0<br>0<br>0 | 0<br>0<br>0<br>0<br>0<br>0<br>0<br>0 | 0<br>0<br>0<br>1<br>0<br>0<br>0<br>1 | 0<br>1<br>0<br>0<br>0<br>0<br>1<br>0 | 0<br>1<br>0<br>0<br>0<br>0<br>0<br>0 | 0<br>1<br>0<br>2<br>0<br>0<br>0<br>0 |

| Inning Stats | 1 | 2 | 3 | 4 | 5 | 6 | 7 | 8 | 9 | 1B: 8 | SF: 0 | WP: 0 | PA: 40 |
|---|---|---|---|---|---|---|---|---|---|---|---|---|---|
| | R: 0<br>E: 0<br>K: 1<br>S: 6 | R: 0<br>E: 0<br>K: 0<br>S: 9 | R: 1<br>E: 0<br>K: 1<br>S: 12 | R: 0<br>E: 0<br>K: 0<br>S: 9 | R: 0<br>E: 0<br>K: 1<br>S: 7 | R: 0<br>E: 0<br>K: 0<br>S: 11 | R: 1<br>E: 0<br>K: 1<br>S: 11 | R: 0<br>E: 0<br>K: 0<br>S: 8 | R: 3<br>E: 0<br>K: 1<br>S: 21 | 2B: 1<br>3B: 0<br>HR: 0 | SAC: 2<br>DP: 0<br>HBP: 0 | PB: 1<br>SB: 0<br>CS: 0 | |
| | H: 0<br>LOB: 0<br>BB: 0<br>P: 9 | H: 0<br>LOB: 0<br>BB: 0<br>P: 14 | H: 2<br>LOB: 1<br>BB: 0<br>P: 17 | H: 1<br>LOB: 2<br>BB: 1<br>P: 16 | H: 0<br>LOB: 1<br>BB: 1<br>P: 14 | H: 1<br>LOB: 1<br>BB: 0<br>P: 15 | H: 2<br>LOB: 2<br>BB: 1<br>P: 24 | H: 0<br>LOB: 0<br>BB: 0<br>P: 10 | H: 3<br>LOB: 3<br>BB: 1<br>P: 29 | | | | |

| PITCHER | | IP | WLS | BF | H | R | ER | SO | BB | IBB | HBP | BLK | WP | HR | S | P | ERA | WHIP |
|---|---|---|---|---|---|---|---|---|---|---|---|---|---|---|---|---|---|---|
| 34 Daniel McCutchen, R<br>ERA: 4.8 | (1, 1) | 6.0 | | 23 | 5 | 2 | 2 | 3 | 2 | 0 | 0 | 0 | 0 | 0 | 56 | 90 | 3.00 | 1.167 |
| 43 Jesse Chavez, R<br>ERA: 4.11 | (7, 1) | 1.0 | B | 5 | 1 | 0 | 0 | 1 | 0 | 1 | 0 | 0 | 0 | 0 | 9 | 19 | 0.00 | 1.000 |
| 52 Joel Hanrahan, R<br>ERA: 4.86 | (8, 1) | 1.0 | | 3 | 0 | 0 | 0 | 0 | 0 | 0 | 0 | 0 | 0 | 0 | 8 | 10 | 0.00 | 0.000 |
| 55 Matt Capps, R<br>ERA: 5.91 | (9, 1) | 1.0 | W | 8 | 3 | 3 | 2 | 1 | 0 | 1 | 0 | 0 | 0 | 0 | 21 | 29 | 18.00 | 3.000 |

| PITCHER | IP | WLS | BF | H | R | ER | SO | BB | IBB | HBP | BLK | WP | HR | S | P | ERA | WHIP |
|---|---|---|---|---|---|---|---|---|---|---|---|---|---|---|---|---|---|

# TOP

## Los Angeles Dodgers @ Pittsburgh Pirates

PNC Park, Pittsburgh, PA

Sun Sep 27 2009, 1:35 PM EDT

Att. 26,831 - Drizzle - 61 F

livebaseballscorecards.com

| | |
|---|---|
| AB | 33 |
| R | 5 |
| H | 9 |
| RBI | 4 |
| BB | 4 |
| SO | 5 |
| LOB | 19 |

| Batter | 1 | 2 | 3 | 4 | 5 | 6 | 7 | 8 | 9 | AB | R | H | RBI | BB | SO | LOB |
|---|---|---|---|---|---|---|---|---|---|---|---|---|---|---|---|---|
| 22 Andrew McCutchen, R (1, 8)<br>OBP: 0.354, SLG: 0.469 | B FF 93<br>F FF 93<br>B FF 94<br>C FF 94<br>X FF 94<br>2-2 G5-3 ① | | 1 SAFE<br>F FF 92<br>1 SAFE<br>D CU 73<br>1 SAFE<br>B FF 92<br>X FF 93<br>2-1 15 WP, 15 2B, 1-3 1B | | C SL 81<br>F SL 80<br>F SL 80<br>X SI 90<br>0-2 15 S 1B | | C SL 87<br>X SL 87<br>0-1 3B | | X FF 98<br>0-0 FC6-4 15 E, 15 1B, 85 1B ①<br>1-2f<br>2-3 | 5 | 2 | 3 | 0 | 0 | 0 | 2 |
| 15 Andy LaRoche, R (1, 5)<br>OBP: 0.327, SLG: 0.381 | B FF 94<br>B FF 93<br>C FF 93<br>X FF 94<br>2-1 F9 ② | | C FF 94<br>F FF 93<br>B CU 71<br>B SL 79<br>B FF 93<br>F FF 92<br>X FF 94<br>3-2 1-H<br>3-H 2B | | B SL 81<br>B SL 81<br>C SI 89<br>C SI 90<br>X SL 82<br>2-2 F8 ②<br>1-2 | | C SI 96<br>S SI 95<br>S SI 95<br>0-3 K ② | | F FF 97<br>F FF 97<br>X SL 89<br>0-2 E6 85 1B<br>1-3<br>3-H 1B | 5 | 1 | 2 | 2 | 0 | 1 | 2 |
| 46 Garrett Jones, L (1, 9)<br>OBP: 0.379, SLG: 0.589 | S FF 94<br>C FF 94<br>C CU 74<br>0-3 K ③ | | S FF 92<br>S FF 93<br>S FF 92<br>0-3 K ② | | I IN 57<br>I IN 58<br>I IN 57<br>I IN 58<br>4-0 IBB | | I<br>I IN 77<br>I IN 78<br>I IN 78<br>4-0 IBB | | I IN 75<br>I IN 78<br>I IN 79<br>I IN 78<br>4-0 85 1B, 85 E IBB | 2 | 1 | 0 | 0 | 3 | 2 | 1 |
| 85 Lastings Milledge, R (1, 7)<br>OBP: 0.323, SLG: 0.367 | | B FF 92<br>F FF 91<br>B CU 72<br>B FF 92<br>X FF 92<br>3-1 G5-3 ① | B FF 93<br>F FF 93<br>T SL 79<br>B CU 72<br>F SL 78<br>F FF 93<br>D SL 80<br>F FF 94<br>X FF 94<br>3-2 G4-3 ③ | | F SL 81<br>F SL 81<br>B SL 81<br>B SL 80<br>C SL 81<br>2-3 ③ | | S SI 95<br>X SI 96<br>0-1 G5-3 ③ | | B FF 98<br>S FF 97<br>B FF 97<br>F FF 97<br>X FF 98<br>2-2 E9<br>1-H<br>2-H<br>3-H 1B | 5 | 0 | 1 | 2 | 0 | 1 | 5 |
| 23 Robinzon Diaz, R (1, 2)<br>OBP: 0.305, SLG: 0.358 | | C FF 92<br>F FF 93<br>X CU 72<br>0-2 G6-3 ② | | X FF 92<br>0-0 G5-3 ① | | C SL 78<br>B SL 79<br>B SI 90<br>X SL 78<br>2-1 G4-3 ① | | X FF 89<br>0-0 P4 ① | | 4 | 0 | 0 | 0 | 0 | 0 | 0 |
| 51 Steve Pearce, R (1, 3)<br>OBP: 0.291, SLG: 0.358 | | C SL 81<br>F SL 78<br>B CU 72<br>X FF 93<br>1-2 2B | | C FF 93<br>B SL 82<br>B SL 79<br>B FF 92<br>C FF 91<br>F FF 92<br>F FF 92<br>X FF 93<br>3-2 G6-3 ② | | C SL 79<br>B SI 91<br>X SL 80<br>1-1 G1-3 ② | | B SL 74<br>C FF 88<br>B SL 74<br>B FF 89<br>F FF 89<br>X FF 92<br>3-2 L4 ② | | 4 | 0 | 1 | 0 | 0 | 0 | 0 |
| 36 Luis Alfonso Cruz, R (1, 6)<br>OBP: 0.302, SLG: 0.236 | | C FF 93<br>B FF 93<br>S FF 93<br>B FF 93<br>F FF 94<br>S SL 80<br>2-3 K ③ | | F FF 92<br>S SL 83<br>B SL 80<br>B FF 93<br>B FF 92<br>B FF 93<br>4-2 BB | | B SI 90<br>X SI 90<br>1-0 1B | | C FF 90<br>F SL 75<br>B FF 91<br>C FF 90<br>1-3 K ③ | | 3 | 0 | 1 | 0 | 1 | 2 | 1 |
| 10 Brian Bixler, R (1, 4)<br>OBP: 0.262, SLG: 0.350<br>24 Delwyn Young, S (9, PH)<br>OBP: 0.321, SLG: 0.372 | | | B FF 91<br>C<br>X FF 92<br>1-1 22 1B, 15 WP, 1B | C FF 92<br>S FF 92<br>B FF 93<br>S FF 93<br>1-3 K ③ | | 1 SAFE<br>C SL 80<br>X SL 81<br>0-1 G4-3 ③ | | | B FF 96<br>B FF 96<br>B FF 96<br>C FF 94<br>X FF 96<br>3-1 22 FC6-4, 44 1B, 15 1B, 1B | 3<br>1 | 1<br>1 | 1<br>1 | 0<br>0 | 0<br>0 | 1<br>0 | 2<br>0 |
| 34 Daniel McCutchen, R (1, 1)<br>OBP: 0.100, SLG: 0.100<br>43 Jesse Chavez, R (7, 1)<br>5 Ramón Vázquez, L (7, PH)<br>OBP: 0.341, SLG: 0.286<br>52 Joel Hanrahan, R (8, 1)<br>55 Matt Capps, R (9, 1)<br>44 Brandon Moss, L (9, PH)<br>OBP: 0.303, SLG: 0.377 | | | B FF 92<br>X FF 91<br>1-0 B1 ① | | B SI 87<br>C SI 87<br>C SI 86<br>S SL 80<br>1-3 K ① | | S SI 93<br>B SI 95<br>C SI 94<br>F SL 87<br>S SI 94<br>1-3 K ① | | C FC 96<br>F FF 97<br>B FF 97<br>X SL 89<br>1-2 22 FC6-4<br>1-2 1B | 2<br>0<br>1<br>0<br>0<br>0<br>1 | 0<br>0<br>0<br>0<br>0<br>0<br>0 | 0<br>0<br>0<br>0<br>0<br>0<br>1 | 0<br>0<br>0<br>0<br>0<br>0<br>0 | 0<br>0<br>0<br>0<br>0<br>0<br>0 | 1<br>0<br>1<br>0<br>0<br>0<br>0 | 1<br>0<br>0<br>0<br>0<br>0<br>0 |
| Inning Stats | R: 0<br>E: 0<br>K: 1<br>S: 8<br>H: 0<br>LOB: 0<br>BB: 0<br>P: 12 | R: 0<br>E: 0<br>K: 1<br>S: 12<br>H: 1<br>LOB: 1<br>BB: 0<br>P: 18 | R: 2<br>E: 0<br>K: 1<br>S: 18<br>H: 3<br>LOB: 1<br>BB: 0<br>P: 28 | R: 0<br>E: 0<br>K: 1<br>S: 11<br>H: 0<br>LOB: 1<br>BB: 1<br>P: 19 | R: 0<br>E: 0<br>K: 2<br>S: 13<br>H: 1<br>LOB: 2<br>BB: 1<br>P: 22 | R: 0<br>E: 0<br>K: 0<br>S: 7<br>H: 1<br>LOB: 1<br>BB: 0<br>P: 11 | R: 0<br>E: 0<br>K: 2<br>S: 11<br>H: 1<br>LOB: 2<br>BB: 1<br>P: 16 | R: 0<br>E: 0<br>K: 1<br>S: 7<br>H: 0<br>LOB: 0<br>BB: 0<br>P: 11 | R: 4<br>E: 2<br>K: 0<br>S: 12<br>H: 4<br>LOB: 1<br>BB: 1<br>P: 22 | 1B: 8<br>2B: 2<br>3B: 1<br>HR: 0<br>SF: 0<br>SAC: 0<br>DP: 0<br>HBP: 0 | | | | | | WP: 2<br>PB: 0<br>SB: 1<br>CS: 0<br>PA: 40 | |

| PITCHER | | IP | WLS | BF | H | R | ER | SO | BB | IBB | HBP | BLK | WP | HR | S | P | ERA | WHIP |
|---|---|---|---|---|---|---|---|---|---|---|---|---|---|---|---|---|---|---|
| 22 Clayton Kershaw, L<br>ERA: 2.89 | (1, 1) | 4.0 | | 17 | 4 | 2 | 2 | 4 | 1 | 0 | 0 | 0 | 1 | 0 | 49 | 77 | 4.50 | 1.250 |
| 36 Jeff Weaver, R<br>ERA: 3.69 | (5, 1) | 2.0 | | 9 | 2 | 0 | 0 | 2 | 0 | 1 | 0 | 0 | 0 | 0 | 20 | 33 | 0.00 | 1.000 |
| 54 Ronald Belisario, R<br>ERA: 1.83 | (7, 1) | 1.0 | | 5 | 1 | 0 | 0 | 2 | 0 | 1 | 0 | 0 | 0 | 0 | 11 | 16 | 0.00 | 1.000 |
| 52 George Sherrill, L<br>ERA: 1.75 | (8, 1) | 1.0 | | 3 | 0 | 0 | 0 | 1 | 0 | 0 | 0 | 0 | 0 | 0 | 7 | 11 | 0.00 | 0.000 |
| 51 Jonathan Broxton, R<br>ERA: 2.68 | (9, 1) | 0.1 | L | 6 | 4 | 4 | 3 | 0 | 0 | 1 | 0 | 0 | 0 | 0 | 12 | 22 | 81.00 | 12.000 |

| PITCHER | IP | WLS | BF | H | R | ER | SO | BB | IBB | HBP | BLK | WP | HR | S | P | ERA | WHIP |
|---|---|---|---|---|---|---|---|---|---|---|---|---|---|---|---|---|---|

# BOTTOM

## Los Angeles Dodgers @ Pittsburgh Pirates

PNC Park, Pittsburgh, PA

Sun Sep 27 2009, 1:35 PM EDT

Att. 26,831 - Drizzle - 61 F

livebaseballscorecards.com

| | |
|---|---|
| AB | 36 |
| R | 6 |
| H | 11 |
| RBI | 4 |
| BB | 4 |
| SO | 9 |
| LOB | 14 |

# Los Angeles Dodgers @ Pittsburgh Pirates

PNC Park, Pittsburgh, PA

Mon Sep 28 2009, 12:35 PM EDT

Att. 16,696 - Partly Cloudy - 66 F

livebaseballscorecards.com

## TOP

| Batter | 1 | 2 | 3 | 4 | 5 | 6 | 7 | 8 | 9 | AB | R | H | RBI | BB | SO | LOB |
|---|---|---|---|---|---|---|---|---|---|---|---|---|---|---|---|---|
| 9 Juan Pierre, L (1, 7) (7, 8) OBP: 0.365, SLG: 0.388 | F7 | | G4-3 | | | F8 | | | G6-3 | 4 | 0 | 0 | 0 | 0 | 0 | 1 |
| 13 Orlando Hudson, S (1, 4) OBP: 0.357, SLG: 0.418 | E3 | | | K | | G6-3 | | | 60 SF8 3B | 4 | 1 | 1 | 0 | 0 | 1 | 0 |
| 16 Andre Ethier, L (1, 9) OBP: 0.360, SLG: 0.513 | K | | | 27 FC5-4 BB | | G4-3 | | | SF8 3-H | 2 | 0 | 0 | 0 | 1 | 1 | 0 |
| 60 Chin-Lung Hu, R (7, 6) | | | | | | | | | | 0 | 0 | 0 | 1 | 0 | 0 | 0 |
| 27 Matt Kemp, R (1, 8) OBP: 0.356, SLG: 0.499 | | E6 7 P6-4 | | FC5-4 7 1B 1-2f | | | L9 | | K2-3 | 3 | 0 | 0 | 0 | 0 | 0 | 1 |
| 31 James McDonald, L (7, 1) | | | | | | | | | | 0 | 0 | 0 | 0 | 0 | 0 | 0 |
| 33 Blake DeWitt, L (9, PH) OBP: 0.220, SLG: 0.383 | | | | | | | | | | 1 | 0 | 0 | 0 | 0 | 1 | 0 |
| 7 James Loney, L (1, 3) OBP: 0.364, SLG: 0.409 | | P6-4 2-2f | | 1-2 1B | | | K | | | 3 | 0 | 1 | 0 | 0 | 1 | 1 |
| 5 Mark Loretta, R (1, 5) OBP: 0.310, SLG: 0.271 | | 12 CS 1B | | K | | | G6-3 | | | 3 | 0 | 1 | 0 | 0 | 1 | 2 |
| 12 Brad Ausmus, R (1, 2) OBP: 0.343, SLG: 0.368 | | CS 1-2 | K | | G3 | | | G3-1 | | 2 | 0 | 0 | 0 | 0 | 1 | 0 |
| 49 A.J. Ellis, R (7, 2) | | | | | | | | | | 1 | 0 | 0 | 0 | 0 | 0 | 0 |
| 14 Juan Castro, R (1, 6) (7, 7) OBP: 0.325, SLG: 0.355 | | | 18 SH3-4 1B | | G5-3 | | | G4-3 | | 3 | 0 | 1 | 0 | 0 | 0 | 0 |
| 18 Hiroki Kuroda, R (1, 1) OBP: 0.200, SLG: 0.143 | | | SH3-4 1-2 | | P6 | | | K | | 0 | 0 | 0 | 0 | 0 | 0 | 0 |
| 26 Doug Mientkiewicz, L (5, PH) OBP: 0.267, SLG: 0.286 | | | | | | | | | | 1 | 0 | 0 | 0 | 0 | 0 | 0 |
| 37 Charlie Haeger, R (5, 1) | | | | | | | | | | 0 | 0 | 0 | 0 | 0 | 0 | 0 |
| 59 Guillermo Mota, R (5, 1) OBP: 0.333, SLG: 0.333 | | | | | | | | | | 0 | 0 | 0 | 0 | 0 | 0 | 0 |
| 17 Jason Repko, R (7, 9) | | | | | | | | | | 1 | 0 | 0 | 0 | 0 | 1 | 0 |
| Inning Stats | R: 0 E: 1 K: 1 S: 6 H: 0 LOB: 0 BB: 0 P: 9 | R: 0 E: 1 K: 0 S: 8 H: 1 LOB: 0 BB: 0 P: 10 | R: 0 E: 0 K: 1 S: 12 H: 1 LOB: 0 BB: 0 P: 16 | R: 0 E: 0 K: 2 S: 11 H: 1 LOB: 2 BB: 1 P: 17 | R: 0 E: 0 K: 0 S: 4 H: 0 LOB: 0 BB: 0 P: 6 | R: 0 E: 0 K: 0 S: 8 H: 0 LOB: 0 BB: 0 P: 12 | R: 0 E: 0 K: 1 S: 7 H: 0 LOB: 0 BB: 0 P: 10 | R: 0 E: 0 K: 1 S: 9 H: 0 LOB: 0 BB: 0 P: 10 | R: 1 E: 0 K: 1 S: 12 H: 1 LOB: 0 BB: 0 P: 16 | 1B: 3 2B: 1 3B: 1 HR: 0 | SF: 1 SAC: 1 DP: 1 HBP: 0 | | | | | | |

| PITCHER | IP | WLS | BF | H | R | ER | SO | BB | IBB | HBP | BLK | WP | HR | S | P | ERA | WHIP |
|---|---|---|---|---|---|---|---|---|---|---|---|---|---|---|---|---|---|
| 57 Zach Duke, L (1, 1) ERA: 3.94 | 8.2 | W | 30 | 4 | 1 | 1 | 6 | 1 | 0 | 0 | 0 | 0 | 0 | 74 | 103 | 1.04 | 0.577 |
| 56 Donnie Veal, L (9, 1) ERA: 5.4 | 0.1 | | 1 | 0 | 0 | 0 | 1 | 0 | 0 | 0 | 0 | 0 | 0 | 3 | 3 | 0.00 | 0.000 |

| PITCHER | IP | WLS | BF | H | R | ER | SO | BB | IBB | HBP | BLK | WP | HR | S | P | ERA | WHIP |
|---|---|---|---|---|---|---|---|---|---|---|---|---|---|---|---|---|---|

| | |
|---|---|
| AB | 28 |
| R | 1 |
| H | 4 |
| RBI | 1 |
| BB | 1 |
| SO | 7 |
| LOB | 5 |

WP: 0 PB: 0 SB: 0 CS: 1 PA: 32

| Batter | 1 | 2 | 3 | 4 | 5 | 6 | 7 | 8 | 9 | AB | R | H | RBI | BB | SO | LOB |
|---|---|---|---|---|---|---|---|---|---|---|---|---|---|---|---|---|
| 22 Andrew McCutchen, R (1, 8)<br>OBP: 0.358, SLG: 0.472 | C SI 91<br>X SI 91<br>0-1<br>46<br>G4-6-3<br>15<br>1B<br>1B | D SI 89<br>B SI 94<br>B SL 87<br>C SI 94<br>B SI 94<br>4-1<br>15<br>2B<br>BB | | C SI 92<br>S FS 88<br>X SL 85<br>0-2 ②<br>G4-3 | | F FF 93<br>C SL 84<br>B SL 85<br>X SI 95<br>1-2<br>15<br>2B<br>1B | | F FF 93<br>B SI 92<br>X SI 92<br>1-1<br>15<br>HR<br>1B | | 4 | 3 | 3 | 0 | 1 | 0 | 0 |
| 15 Andy LaRoche, R (1, 5)<br>OBP: 0.333, SLG: 0.403 | C SI 90<br>1 SAFE<br>C SL 84<br>B SI 91<br>X FS 85<br>1-2<br>46<br>G4-6-3<br>1-2<br>1B | C SL 85<br>D SI 89<br>B FF 91<br>T SI 93<br>X SL 86<br>2-2<br>46<br>1B<br>1-H<br>2-H<br>2B | | X SI 93<br>0-0<br>HR | | C SL 85<br>B SI 94<br>S SL 86<br>B SI 94<br>B SI 96<br>F FF 94<br>X SI 94<br>3-2<br>41<br>1B<br>1-H<br>2B | | C FF 92<br>B CH 74<br>F CH 75<br>B FF 91<br>B FF 92<br>X FF 92<br>3-2<br>1-H<br>HR | | 5 | 4 | 5 | 6 | 0 | 0 | 0 |
| 46 Garrett Jones, L (1, 3)<br>OBP: 0.380, SLG: 0.596 | B SI 93<br>D SI 91<br>X<br>2-0 ①<br>G4-6-3 ②<br>1-2f<br>2-3 | X FF 93<br>0-0<br>41<br>S<br>2-H<br>1B | | C FS 87<br>B SI 93<br>B CU 82<br>F SI 94<br>F FF 92<br>B FS 86<br>X SI 92<br>3-2<br>HR | | X FF 94<br>0-0 ①<br>P5 | | B CU 75<br>B SI 94<br>X FF 94<br>2-0 ①<br>F8 | | 5 | 1 | 2 | 2 | 0 | 0 | 3 |
| 41 Ryan Doumit, S (1, 2)<br>OBP: 0.292, SLG: 0.401 | F SL 85<br>B FF 92<br>F SI 92<br>F SL 88<br>C SI 91<br>1-3 ③<br>K | S FS 88<br>B SI 93<br>B FF 92<br>F FF 91<br>S FS 88<br>2-3 ③<br>K<br>1-2 | | X CU 82<br>0-0 ③<br>P2 | | B FF 94<br>S SL 87<br>B FF 94<br>B SI 93<br>F SI 94<br>F SI 94<br>F FF 95<br>F SL 86<br>X SI 95<br>3-2<br>2-H<br>1B | | B CH 77<br>B CH 77<br>B FF 93<br>B FF 92<br>4-0<br>44<br>G3<br>85<br>1B<br>BB | | 4 | 0 | 1 | 1 | 1 | 2 | 2 |
| 85 Lastings Milledge, R (1, 7) | | C SL 83<br>B FF 92<br>F SI 91<br>B SL 85<br>X FS 87<br>2-2<br>E5<br>24<br>2B<br>F FF 92<br>X SI 91<br>0-1 ①<br>F9 | | | B CU 68<br>B KN 69<br>C KN 68<br>C KN 69<br>F KN 70<br>F KN 66<br>H KN 71<br>3-2<br>36<br>1B<br>HBP | S SL 85<br>B SI 95<br>X SL 86<br>1-1 ②<br>F8 | | C CU 74<br>B SI 92<br>B CU 74<br>F FF 93<br>X CU 75<br>2-2<br>44<br>G3<br>1-2<br>1B | | 4 | 1 | 1 | 0 | 0 | 0 | 1 |
| 44 Brandon Moss, L (1, 9)<br>OBP: 0.300, SLG: 0.372 | | X SI 91<br>0-0 ①<br>F7<br>C SI 92<br>X FF 91<br>0-1 ②<br>L4 | | | B KN 68<br>B KN 70<br>B KN 63<br>C FF 82<br>X FF 83<br>3-1 ①<br>F8 | X SI 94<br>0-0 ③<br>L8 | | X FF 92<br>0-0 ②<br>G3<br>1-2<br>2-3 | | 5 | 0 | 0 | 0 | 0 | 0 | 5 |
| 24 Delwyn Young, S (1, 4)<br>OBP: 0.322, SLG: 0.374 | | 1 SAFE<br>1 SAFE<br>B SI 93<br>D SI 92<br>B SI 91<br>C SI 92<br>F SI 92<br>X SI 92<br>3-2<br>36<br>1B<br>57<br>G4-3<br>1-H<br>2B<br>B SI 93<br>B CU 83<br>C SI 92<br>B FF 89<br>S SI 91<br>F SI 91<br>F SI 92<br>B SL 85<br>4-2<br>BB | | | C KN 70<br>F CU 70<br>F KN 70<br>S KN 72<br>0-3 ②<br>K | | C<br>S<br>F SI 94<br>B FF 94<br>C FF 94<br>1-3 ①<br>K | D CU 75<br>C FF 94<br>C FF 94<br>B CU 78<br>F FF 94<br>X FF 94<br>2-2 ③<br>G3 | | 4 | 1 | 1 | 1 | 1 | 2 | 3 |
| 36 Luis Alfonso Cruz, R (1, 6)<br>OBP: 0.313, SLG: 0.254 | | C SL 85<br>F SI 93<br>X SI 94<br>0-2<br>57<br>G4-3<br>15<br>2B<br>2-3<br>1B<br>1 SAFE<br>X SI 92<br>0-0 ③<br>P4 | | | C KN 70<br>C KN 66<br>1 SAFE<br>X KN 71<br>0-2<br>1-2<br>1B | | C FF 93<br>X CU 74<br>0-1 ②<br>P4 | | | 4 | 1 | 2 | 0 | 0 | 0 | 1 |
| 57 Zach Duke, L (1, 1)<br>OBP: 0.254, SLG: 0.241<br>56 Donnie Veal, L (9, 1) | | D SI 92<br>X SI 93<br>1-0 ②<br>G4-3<br>1-2<br>3-H | | C SI 90<br>S FS 86<br>S FS 87<br>0-3 ①<br>K | X FF 93<br>0-0 ③<br>F7 | | C FF 93<br>B CU 75<br>T FF 94<br>C FF 94<br>1-3 ③<br>K | | | 4<br>0 | 0<br>0 | 0<br>0 | 1<br>0 | 0<br>0 | 2<br>0 | 3<br>0 |
| Inning Stats | R: 0<br>E: 0<br>K: 1<br>S: 10<br>H: 2<br>LOB: 1<br>BB: 0<br>P: 14 | R: 5<br>E: 1<br>K: 1<br>S: 19<br>H: 4<br>LOB: 1<br>BB: 1<br>P: 33 | R: 0<br>E: 0<br>K: 0<br>S: 9<br>H: 0<br>LOB: 1<br>BB: 1<br>P: 13 | R: 2<br>E: 0<br>K: 1<br>S: 12<br>H: 2<br>LOB: 0<br>BB: 0<br>P: 15 | R: 0<br>E: 0<br>K: 1<br>S: 14<br>H: 1<br>LOB: 2<br>BB: 0<br>P: 20 | R: 2<br>E: 0<br>K: 0<br>S: 17<br>H: 3<br>LOB: 1<br>BB: 0<br>P: 25 | R: 0<br>E: 0<br>K: 2<br>S: 9<br>H: 0<br>LOB: 0<br>BB: 0<br>P: 11 | R: 2<br>E: 0<br>K: 0<br>S: 14<br>H: 3<br>LOB: 2<br>BB: 1<br>P: 28 | | 1B: 9<br>2B: 3<br>3B: 0<br>HR: 3<br>SF: 0<br>SAC: 0<br>DP: 1<br>HBP: 1 | | | | | | |

| PITCHER | IP | WLS | BF | H | R | ER | SO | BB | IBB | HBP | BLK | WP | HR | S | P | ERA | WHIP |
|---|---|---|---|---|---|---|---|---|---|---|---|---|---|---|---|---|---|
| 18 Hiroki Kuroda, R (1, 1)<br>ERA: 3.76 | 4.0 | L | 22 | 8 | 7 | 3 | 3 | 2 | 0 | 0 | 0 | 0 | 2 | 50 | 75 | 6.75 | 2.500 |
| 37 Charlie Haeger, R (5, 1)<br>ERA: 3.32 | 0.2 | | 4 | 1 | 0 | 0 | 1 | 0 | 0 | 1 | 0 | 0 | 0 | 13 | 19 | 0.00 | 1.500 |
| 59 Guillermo Mota, R (5, 1)<br>ERA: 3.53 | 1.1 | | 7 | 3 | 2 | 2 | 0 | 0 | 0 | 0 | 0 | 0 | 0 | 18 | 26 | 13.50 | 2.250 |
| 31 James McDonald, R (7, 1)<br>ERA: 4.06 | 2.0 | | 10 | 3 | 2 | 2 | 2 | 1 | 0 | 0 | 0 | 0 | 1 | 23 | 39 | 9.00 | 2.000 |

| PITCHER | IP | WLS | BF | H | R | ER | SO | BB | IBB | HBP | BLK | WP | HR | S | P | ERA | WHIP |
|---|---|---|---|---|---|---|---|---|---|---|---|---|---|---|---|---|---|

# BOTTOM

## Los Angeles Dodgers @ Pittsburgh Pirates

PNC Park, Pittsburgh, PA

Mon Sep 28 2009, 12:35 PM EDT

Att. 16,696 - Partly Cloudy - 66 F

livebaseballscorecards.com

| | |
|---|---|
| AB | 39 |
| R | 11 |
| H | 15 |
| RBI | 11 |
| BB | 3 |
| SO | 6 |
| LOB | 18 |

| Batter | 1 | 2 | 3 | 4 | 5 | 6 | 7 | 8 | 9 | AB | R | H | RBI | BB | SO | LOB |
|---|---|---|---|---|---|---|---|---|---|---|---|---|---|---|---|---|
| 22 Andrew McCutchen, R (1, 8)<br>OBP: 0.355, SLG: 0.468 | F SI 89<br>F SL 83<br>B FF 91<br>S SL 84<br>1-3 ① K | | B SI 91<br>B SI 91<br>C SI 91<br>X SI 92<br>2-1 ② G6-3 | | X SL 84<br>0-0 ③ FC5-4<br>1-2f | | | C SL 83<br>F SL 83<br>F SI 89<br>B FF 91<br>X SL 84<br>1-2 ① L3 | | 4 | 0 | 0 | 0 | 0 | 1 | 2 |
| 15 Andy LaRoche, R (1, 5)<br>OBP: 0.335, SLG: 0.408 | C SI 91<br>X SI 90<br>0-1 ② G6-3 | | B SL 85<br>F SL 80<br>B SL 79<br>X SI 90<br>2-1 2B | | | X SL 83<br>0-0 41 G6-3 2B | | X SI 91<br>0-0 ② P3 | | 4 | 0 | 2 | 0 | 0 | 0 | 1 |
| 46 Garrett Jones, L (1, 3)<br>OBP: 0.375, SLG: 0.588 | X SI 91<br>0-0 ③ F7 | | C SL 84<br>B FS 81<br>F SL 85<br>C SI 92<br>1-3 ③ K | | | S SI 91<br>S SL 85<br>S SL 86<br>0-3 ① K | | C SI 91<br>X SI 91<br>0-1 ③ G5-3 | | 4 | 0 | 0 | 0 | 0 | 2 | 3 |
| 41 Ryan Doumit, S (1, 2)<br>OBP: 0.292, SLG: 0.397 | | C SI 90<br>B SL 84<br>B SL 84<br>X SI 91<br>2-1 ① F9 | | B SI 89<br>B FS 78<br>B SI 91<br>B FF 90<br>4-0 44 G3-6-1 BB | | C SL 85<br>X SI 92<br>0-1 ② G6-3<br>2-3 | | | B SL 83<br>S SI 90<br>B FF 90<br>F SL 83<br>X FF 91<br>2-2 ① P5 | 3 | 0 | 0 | 0 | 1 | 0 | 1 |
| 85 Lastings Milledge, R (1, 7)<br>OBP: 0.320, SLG: 0.359 | | C SI 91<br>F SI 90<br>B SI 91<br>B SL 85<br>X SI 90<br>2-2 ② F8 | | C SI 90<br>X SL 84<br>0-1 ① F9 | | S SL 86<br>B SI 92<br>B SI 92<br>X SI 92<br>2-1 ③ P2 | | | C SI 90<br>F SL 83<br>S FS 81<br>0-3 ② K | 4 | 0 | 0 | 0 | 0 | 1 | 2 |
| 44 Brandon Moss, L (1, 9)<br>OBP: 0.299, SLG: 0.369 | | C SL 83<br>B SL 84<br>B FS 80<br>F FS 82<br>B SI 91<br>B SI 91<br>4-2 24 1B BB | | X SL 83<br>0-0 ② ③ G3-6-1<br>1-2f | | | C SI 91<br>B FS 81<br>S FS 80<br>B SI 91<br>F SL 84<br>F SL 83<br>F SI 92<br>S FS 82<br>2-3 ① K | | F FF 90<br>B FS 81<br>F FS 82<br>B FF 90<br>B SL 84<br>X FF 91<br>3-2 ③ G4-3 | 3 | 0 | 0 | 0 | 1 | 1 | 1 |
| 24 Delwyn Young, S (1, 4)<br>OBP: 0.325, SLG: 0.376 | | C SL 83<br>C SL 83<br>B SL 85<br>X FS 80<br>1-2<br>1-3 1B | B SI 88<br>F SI 88<br>C SL 83<br>B SL 84<br>F SL 84<br>X SL 84<br>2-2 22 FC5-4 1B | | | | C SI 91<br>F FF 91<br>F SI 92<br>B SL 84<br>S FF 91<br>1-3 ② K | | | 3 | 0 | 2 | 0 | 0 | 1 | 0 |
| 36 Luis Alfonso Cruz, R (1, 6)<br>OBP: 0.300, SLG: 0.242 | | C SI 91<br>B SL 85<br>F SI 92<br>F SI 91<br>X SL 84<br>1-2 ③ F9 | | | F SI 90<br>X SI 90<br>0-1 ① F9 | | C SL 83<br>B SL 84<br>C SI 91<br>B SL 84<br>X SL 84<br>2-2 ③ P5 | | | 3 | 0 | 0 | 0 | 0 | 0 | 3 |
| 25 Kevin Hart, R (1, 1)<br>OBP: 0.250, SLG: 0.160<br>35 Jason Jaramillo, S (5, PH)<br>OBP: 0.316, SLG: 0.368<br>32 Phil Dumatrait, R (5, 1)<br>34 Chris Bootcheck, R (7, 1)<br>18 Neil Walker, S (8, PH)<br>OBP: 0.289, SLG: 0.235<br>17 Eric Hacker, S (8, 1) | | | B SI 88<br>C SI 89<br>T SL 84<br>B SL 84<br>X SI 91<br>2-2 ① F8 | | F SL 84<br>1 SAFE<br>B SI 90<br>B SI 91<br>X SL 85<br>2-1 ② F9 | | | C SL 80<br>X SL 84<br>0-1 2B | | 1<br>1<br>0<br>0<br>1<br>0 | 0<br>0<br>0<br>0<br>0<br>0 | 0<br>0<br>0<br>0<br>1<br>0 | 0<br>0<br>0<br>0<br>0<br>0 | 0<br>0<br>0<br>0<br>0<br>0 | 0<br>1<br>0<br>0<br>0<br>0 | 0<br>1<br>0<br>0<br>0<br>0 |
| Inning Stats | R: 0<br>E: 0<br>K: 1<br>S: 6<br>H: 0<br>LOB: 0<br>BB: 0<br>P: 7 | R: 0<br>E: 0<br>K: 0<br>S: 14<br>H: 1<br>LOB: 2<br>BB: 1<br>P: 24 | R: 0<br>E: 0<br>K: 1<br>S: 10<br>H: 1<br>LOB: 1<br>BB: 0<br>P: 17 | R: 0<br>E: 0<br>K: 0<br>S: 3<br>H: 0<br>LOB: 0<br>BB: 1<br>P: 7 | R: 0<br>E: 0<br>K: 0<br>S: 9<br>H: 1<br>LOB: 1<br>BB: 0<br>P: 13 | R: 0<br>E: 0<br>K: 1<br>S: 8<br>H: 1<br>LOB: 1<br>BB: 0<br>P: 10 | R: 0<br>E: 0<br>K: 2<br>S: 13<br>H: 0<br>LOB: 0<br>BB: 0<br>P: 18 | R: 0<br>E: 0<br>K: 0<br>S: 9<br>H: 1<br>LOB: 1<br>BB: 0<br>P: 10 | R: 0<br>E: 0<br>K: 1<br>S: 9<br>H: 0<br>LOB: 0<br>BB: 0<br>P: 14 | 1B: 2<br>2B: 3<br>3B: 0<br>HR: 0<br>SF: 0<br>SAC: 0<br>DP: 1<br>HBP: 0 | | | | WP: 0<br>PB: 0<br>SB: 0<br>CS: 0 | PA: 33 | |

| PITCHER | IP | WLS | BF | H | R | ER | SO | BB | IBB | HBP | BLK | WP | HR | S | P | ERA | WHIP |
|---|---|---|---|---|---|---|---|---|---|---|---|---|---|---|---|---|---|
| 46 Ryan Dempster, R (1, 1)<br>ERA: 3.51 | 9.0 | W | 33 | 5 | 0 | 0 | 6 | 2 | 0 | 0 | 0 | 0 | 0 | 81 | 120 | 0.00 | 0.778 |

| PITCHER | IP | WLS | BF | H | R | ER | SO | BB | IBB | HBP | BLK | WP | HR | S | P | ERA | WHIP |
|---|---|---|---|---|---|---|---|---|---|---|---|---|---|---|---|---|---|

# Pittsburgh Pirates @ Chicago Cubs

Wrigley Field, Chicago, IL

Tue Sep 29 2009, 7:05 PM CDT

Att. 35,308 - Cloudy - 55 F

TOP

livebaseballscorecards.com

| | |
|---|---|
| AB | 31 |
| R | 0 |
| H | 5 |
| RBI | 0 |
| BB | 2 |
| SO | 6 |
| LOB | 14 |

# BOTTOM

## Pittsburgh Pirates @ Chicago Cubs

Wrigley Field, Chicago, IL

Tue Sep 29 2009, 7:05 PM CDT

Att. 35,308 - Cloudy - 55 F

livebaseballscorecards.com

| Batter | 1 | 2 | 3 | 4 | 5 | 6 | 7 | 8 | 9 | AB | R | H | RBI | BB | SO | LOB |
|---|---|---|---|---|---|---|---|---|---|---|---|---|---|---|---|---|
| 2 Ryan Theriot, R (1, 6)<br>OBP: 0.347, SLG: 0.373 | B FF 92<br>B SI 91<br>B FF 93<br>C FF 92<br>B FF 92<br>4-1<br>1 2B<br>6 E<br>BB | B CU 80<br>C FF 92<br>B CU 80<br>B CU 78<br>C FF 91<br>F SI 91<br>F FF 92<br>X SI 91<br>3-2<br>1 CS<br>1B | | P PO 84<br>1 SAFE<br>B SI 89<br>B SI 90<br>B FF 90<br>4-0<br>1 E<br>25 1B<br>1-2<br>BB | | B SI 88<br>B CH 78<br>B FF 88<br>C SI 88<br>C SI 87<br>B SI 89<br>4-2<br>1 CS<br>BB | | D CU 74<br>B SL 84<br>B SI 90<br>C SI 88<br>B SL 83<br>4-1<br>1 G4-6-3<br>BB | | 1 | 2 | 1 | 0 | 4 | 0 | 0 |
| 1 Kosuke Fukudome, L (1, 9)<br>OBP: 0.375, SLG: 0.423 | B SI 91<br>X SI 86<br>1-0<br>6 E<br>28 2B<br>1-3<br>2B | 1 SAFE<br>1 SAFE<br>B SI 89<br>B SI 88<br>C SI 93<br>B FF 94<br>C FF 92<br>X FF 91<br>3-2 ②③<br>F7<br>1-2 | | C CU 78<br>X SI 89<br>0-1<br>FC4<br>25 1B<br>6 FC4-6<br>1-2<br>2-3 | | B SL 78<br>B SI 88<br>B FF 88<br>C FF 88<br>C FF 89<br>S SI 89<br>3-3 ①②<br>K<br>1-2 | | B SI 90<br>C SI 90<br>F SI 89<br>X SI 89<br>1-2 ②③<br>G4-6-3<br>1-2f | | 5 | 2 | 1 | 0 | 0 | 1 | 6 |
| 25 Derrek Lee, R (1, 3)<br>OBP: 0.393, SLG: 0.584<br>24 Bobby Scales, S (7, 7)<br>OBP: 0.313, SLG: 0.431 | B CU 79<br>D CU 81<br>C CU 78<br>F SI 91<br>D CU 79<br>S CU 78<br>3-3 ①<br>K | | B CU 79<br>B SI 90<br>B FF 92<br>C FF 92<br>B SI 92<br>4-1<br>17 E<br>6 1B<br>BB | C CU 80<br>C CU 81<br>D CU 80<br>X SI 92<br>2-1<br>6 FC4-6<br>1-3<br>2-H<br>3-H<br>1B | | B CH 79<br>C SI 90<br>B SL 78<br>F SL 79<br>B SI 89<br>B CH 81<br>4-2<br>BB | | | | 2<br>0 | 0<br>0 | 1<br>0 | 2<br>0 | 2<br>0 | 1<br>0 | 2<br>0 |
| 6 Micah Hoffpauir, L (1, 7)<br>OBP: 0.302, SLG: 0.434<br>(7, 3) | X SI 90<br>0-0<br>E1<br>28 2B<br>2-3<br>3-H | | X SI 91<br>0-0<br>17 E<br>1-2<br>1B | F CU 79<br>C CU 79<br>X CU 80<br>0-2 ②<br>FC4-6<br>1-2f<br>3-H | | X SL 78<br>0-0 ③<br>G3 | | | | 4 | 1 | 1 | 2 | 0 | 0 | 3 |
| 28 Jeff Baker, R (1, 5)<br>OBP: 0.346, SLG: 0.433 | C CU 79<br>B CU 80<br>B SI 91<br>S CU 79<br>X CU 80<br>2-2<br>1-H<br>3-H<br>2B | | C FF 93<br>F CU 81<br>S FF 93<br>0-3 ①<br>K | S FF 92<br>C FF 92<br>D CU 81<br>C FF 91<br>1-3 ③<br>K | | | F FF 88<br>C FF 90<br>B FF 90<br>B CU 80<br>X FF 89<br>2-2 ①<br>F8 | | | 4 | 0 | 1 | 2 | 0 | 2 | 3 |
| 17 Mike Fontenot, L (1, 4)<br>OBP: 0.301, SLG: 0.378 | C SI 91<br>B SI 87<br>B FF 94<br>D SI 92<br>F FF 89<br>S CU 80<br>3-3 ②<br>K | | B CU 79<br>X SI 91<br>1-0<br>E6<br>18<br>G5-4-3<br>1-2<br>2-3 | F SL 75<br>X SI 89<br>0-1 ①<br>G5-3 | | | F CU 78<br>F FF 89<br>B CU 76<br>X CU 78<br>1-2 ②<br>G6-3 | | | 4 | 0 | 0 | 0 | 0 | 1 | 3 |
| 18 Geovany Soto, R (1, 2)<br>OBP: 0.318, SLG: 0.382 | B FF 93<br>D CU 81<br>C CU 79<br>T FF 92<br>F CU 79<br>B FF 93<br>B CU 78<br>4-2<br>BB | | B CU 81<br>B FF 93<br>F SI 91<br>B SI 90<br>F FF 91<br>X SI 92<br>3-2 ②③<br>G5-4-3<br>1-2f | | B SI 88<br>C SL 76<br>X SI 89<br>1-1 ②<br>F8 | | F CU 83<br>B FF 89<br>B SL 88<br>S FF 89<br>F FF 91<br>C FF 90<br>2-3 ③<br>K | | | 3 | 0 | 0 | 0 | 1 | 1 | 3 |
| 27 Sam Fuld, L (1, 8)<br>OBP: 0.417, SLG: 0.384 | B SI 91<br>F FF 92<br>B CU 78<br>X FF 91<br>2-1 ③<br>G3-1 | | | X SI 91<br>0-0<br>1 E<br>2 BB<br>25 1B<br>1B | X FF 88<br>0-0<br>1B | | | B CU 73<br>F SI 88<br>B FF 89<br>X SI 88<br>2-1<br>46<br>G3-4-1<br>2B | | 4 | 1 | 3 | 0 | 0 | 0 | 2 |
| 46 Ryan Dempster, R (1, 1)<br>OBP: 0.176, SLG: 0.141 | | B FF 92<br>B FF 90<br>B FF 92<br>C FF 91<br>T FF 91<br>X FF 92<br>3-2 ①<br>F9 | | B FF 88<br>B FF 90<br>C FF 90<br>1 SAFE<br>L FF 89<br>1 SAFE<br>L CU 77<br>2-3 ①<br>K | X FF 87<br>0-0 ③<br>F8 | | | X SI 90<br>0-0 ①<br>G3-4-1<br>2-3 | | 4 | 0 | 0 | 0 | 0 | 1 | 3 |
| Inning Stats | R: 3<br>E: 1<br>K: 2<br>S: 17<br>H: 2<br>LOB: 2<br>BB: 2<br>P: 36 | R: 0<br>E: 0<br>K: 0<br>S: 11<br>H: 1<br>LOB: 0<br>BB: 0<br>P: 20 | R: 0<br>E: 1<br>K: 1<br>S: 9<br>H: 1<br>LOB: 2<br>BB: 1<br>P: 17 | R: 3<br>E: 1<br>K: 2<br>S: 15<br>H: 2<br>LOB: 1<br>BB: 1<br>P: 23 | R: 0<br>E: 0<br>K: 0<br>S: 6<br>H: 1<br>LOB: 1<br>BB: 0<br>P: 7 | R: 0<br>E: 0<br>K: 1<br>S: 8<br>H: 0<br>LOB: 1<br>BB: 2<br>P: 19 | R: 0<br>E: 0<br>K: 1<br>S: 10<br>H: 0<br>LOB: 0<br>BB: 0<br>P: 15 | R: 0<br>E: 0<br>K: 0<br>S: 7<br>H: 1<br>LOB: 1<br>BB: 1<br>P: 14 | | 1B: 5<br>2B: 4<br>3B: 0<br>HR: 0 | SF: 0<br>SAC: 0<br>DP: 3<br>HBP: 0 | | WP: 0<br>PB: 0<br>SB: 0<br>CS: 2 | PA: 38 | |

| | AB | 31 |
|---|---|---|
| | R | 6 |
| | H | 8 |
| | RBI | 6 |
| | BB | 7 |
| | SO | 7 |
| | LOB | 25 |

| PITCHER | | IP | WLS | BF | H | R | ER | SO | BB | IBB | HBP | BLK | WP | HR | S | P | ERA | WHIP |
|---|---|---|---|---|---|---|---|---|---|---|---|---|---|---|---|---|---|---|
| 25 Kevin Hart, R<br>ERA: 5.44 | (1, 1) | 4.0 | L | 23 | 6 | 6 | 3 | 5 | 4 | 0 | 0 | 0 | 0 | 0 | 52 | 96 | 6.75 | 2.500 |
| 32 Phil Dumatrait, L<br>ERA: 7.5 | (5, 1) | 2.0 | | 8 | 1 | 0 | 0 | 1 | 2 | 0 | 0 | 0 | 0 | 0 | 14 | 26 | 0.00 | 1.500 |
| 34 Chris Bootcheck, R<br>ERA: 10.54 | (7, 1) | 1.0 | | 3 | 0 | 0 | 0 | 1 | 0 | 0 | 0 | 0 | 0 | 0 | 10 | 15 | 0.00 | 0.000 |
| 17 Eric Hacker, R<br>ERA: 9.0 | (8, 1) | 1.0 | | 4 | 1 | 0 | 0 | 0 | 1 | 0 | 0 | 0 | 0 | 0 | 7 | 14 | 0.00 | 2.000 |

| PITCHER | IP | WLS | BF | H | R | ER | SO | BB | IBB | HBP | BLK | WP | HR | S | P | ERA | WHIP |
|---|---|---|---|---|---|---|---|---|---|---|---|---|---|---|---|---|---|

| Batter | 1 | 2 | 3 | 4 | 5 | 6 | 7 | 8 | 9 | AB | R | H | RBI | BB | SO | LOB |
|---|---|---|---|---|---|---|---|---|---|---|---|---|---|---|---|---|
| 22 Andrew McCutchen, R (1, 8)<br>OBP: 0.354, SLG: 0.464 | B CH 82<br>B FF 83<br>B CH 83<br>C CH 81<br>B SL 80<br>4-1<br>85 1B<br>46 BB<br>51 FC4-6<br>BB | C CH 83<br>F SL 73<br>B CH 74<br>S CH 76<br>1-3 ②<br>K | | | C SL 73<br>B CU 74<br>S CH 74<br>C FF 84<br>1-3 ①<br>K | | C CH 75<br>B CH 76<br>B CH 83<br>F SI 83<br>F SL 80<br>F SL 78<br>F FF 85<br>F FF 85<br>F FF 84<br>3-2<br>D CH 76<br>X SL 80 ③<br>F9 | | | 3 | 1 | 0 | 0 | 1 | 2 | 0 |
| 15 Andy LaRoche, R (1, 5)<br>OBP: 0.332, SLG: 0.404 | B FF 86<br>1 SAFE<br>C SL 79<br>1 SAFE<br>X SL 80<br>1-1 ①<br>P4 | C FF 84<br>F SI 85<br>F CH 76<br>X CH 76<br>0-2 ③<br>F8 | | | C CH 83<br>B FF 84<br>F FF 83<br>F SL 77<br>B FF 86<br>T SI 86<br>2-2 ②<br>K | | | C SL 82<br>B SL 84<br>F FF 89<br>X FF 90<br>1-2 ①<br>G1-3 | | 4 | 0 | 0 | 0 | 0 | 1 | 1 |
| 46 Garrett Jones, L (1, 9)<br>OBP: 0.376, SLG: 0.589 | 1 SAFE<br>B CH 82<br>C SI 84<br>B SL 79<br>B SI 86<br>B SI 86<br>4-1<br>51 FC4-6<br>85 1B<br>35 E<br>1-2<br>BB | B SL 77<br>F SL 75<br>X CH 81<br>1-1 ①<br>G3 | | | F SI 84<br>B SL 79<br>X FF 85<br>1-1 ③<br>F8 | | | C FF 90<br>B FF 90<br>C FF 90<br>B FF 89<br>B SL 82<br>F FF 89<br>X FF 90<br>3-2<br>2B | | 3 | 1 | 1 | 0 | 1 | 0 | 0 |
| 85 Lastings Milledge, R (1, 7)<br>OBP: 0.322, SLG: 0.366 | B SI 85<br>F SL 82<br>F FF 86<br>F CU 67<br>B CU 68<br>B FF 87<br>X SL 82<br>3-2<br>51 FC4-6<br>1-2<br>2-3<br>1B | S CH 73<br>L CH 74<br>B FF 85<br>T FF 84<br>1-2 ②<br>K | | | | F SI 83<br>B CH 74<br>X FF 83<br>1-1<br>35 WP<br>2B | | C SL 81<br>B FF 89<br>F FF 90<br>F FF 90<br>S FF 89<br>1-3 ②<br>K | | 4 | 0 | 2 | 0 | 0 | 2 | 1 |
| 51 Steve Pearce, R (1, 3)<br>OBP: 0.295, SLG: 0.358 | B SL 82<br>S FF 88<br>X FF 87<br>1-1 ②<br>FC4-6<br>35 E<br>1-2f<br>2-3<br>3-H | C FF 86<br>F CH 77<br>X CH 77<br>0-2<br>1B | | | | X CH 77<br>0-0 ①<br>L4 | | D SL 82<br>B SL 81<br>B FF 90<br>B FF 90<br>4-0<br>BB | | 3 | 1 | 1 | 1 | 1 | 0 | 3 |
| 35 Jason Jaramillo, S (1, 2)<br>OBP: 0.315, SLG: 0.371 | F SL 80<br>F FF 86<br>B CU 89<br>X SL 81<br>1-2<br>E7<br>10 1B<br>1-H<br>3-H<br>2B | C FF 86<br>S FF 86<br>X CH 78<br>0-2 ③<br>F9 | | | | B CH 82<br>S CH 83<br>B SI 84<br>F FF 86<br>X SL 79<br>2-2 ②<br>G5-3<br>2-3 | | B FF 90<br>S FF 90<br>C FF 90<br>B FF 90<br>S SL 82<br>2-3 ③<br>K | | 4 | 1 | 1 | 2 | 0 | 1 | 4 |
| 10 Brian Bixler, R (1, 4)<br>OBP: 0.261, SLG: 0.341 | X SI 86<br>0-0<br>36 S<br>3-H<br>1B | | | B CH 81<br>S CH 75<br>B CH 74<br>F FF 84<br>X CH 76<br>2-2 ①<br>G6-3 | | C FF 86<br>F FF 87<br>B SI 88<br>C SL 81<br>1-3 ③<br>K | | | B SI 90<br>C SI 91<br>B SI 91<br>B SI 91<br>X SI 91<br>3-1 ①<br>G6-3 | 4 | 0 | 1 | 1 | 0 | 1 | 1 |
| 36 Luis Alfonso Cruz, R (1, 6)<br>OBP: 0.284, SLG: 0.227 | B CH 74<br>S CH 76<br>B CH 77<br>C SL 82<br>F FF 86<br>B CU 69<br>S SI 87<br>3-3 ③<br>K<br>1-2 | | | B FF 83<br>C SL 78<br>X CH 76<br>1-1 ②<br>F7 | | | B SL 71<br>T CU 73<br>B CH 75<br>X CH 80<br>2-1 ①<br>F7 | | B SI 92<br>S SI 90<br>S CH 80<br>B SI 93<br>S CH 81<br>2-3 ②<br>K | 4 | 0 | 0 | 0 | 0 | 2 | 1 |
| 37 Charlie Morton, R (1, 1)<br>OBP: 0.129, SLG: 0.129 | | C CH 77<br>B SL 76<br>X CH 82<br>1-1 ①<br>P4 | | C CH 81<br>S FF 84<br>S FF 85<br>0-3 ③<br>K | | | C CH 77<br>B CH 80<br>S CH 82<br>S CH 82<br>1-3 ②<br>K | | B SI 92<br>C SI 90<br>X SI 92<br>1-1 ③<br>G1-3 | 4 | 0 | 0 | 0 | 0 | 2 | 0 |
| Inning Stats | R: 4 H: 3<br>E: 1 LOB: 1<br>K: 1 BB: 2<br>S: 18 P: 35 | R: 0 H: 0<br>E: 0 LOB: 0<br>K: 1 BB: 0<br>S: 9 P: 11 | R: 0 H: 1<br>E: 0 LOB: 1<br>K: 1 BB: 0<br>S: 11 P: 13 | R: 0 H: 0<br>E: 0 LOB: 0<br>K: 1 BB: 0<br>S: 8 P: 11 | R: 0 H: 0<br>E: 0 LOB: 0<br>K: 2 BB: 0<br>S: 9 P: 13 | R: 0 H: 1<br>E: 0 LOB: 1<br>K: 1 BB: 0<br>S: 9 P: 13 | R: 0 H: 0<br>E: 0 LOB: 0<br>K: 1 BB: 0<br>S: 13 P: 19 | R: 0 H: 1<br>E: 0 LOB: 2<br>K: 2 BB: 1<br>S: 14 P: 25 | R: 0 H: 0<br>E: 0 LOB: 0<br>K: 1 BB: 0<br>S: 7 P: 13 | 1B: 3 SF: 0<br>2B: 3 SAC: 0<br>3B: 0 DP: 0<br>HR: 0 HBP: 0 | | | | | | |

# TOP

## Pittsburgh Pirates @ Chicago Cubs

Wrigley Field, Chicago, IL

Wed Sep 30 2009, 1:05 PM CDT

Att. 34,362 - Sunny - 53 F

livebaseballscorecards.com

| | |
|---|---|
| AB | 33 |
| R | 4 |
| H | 6 |
| RBI | 4 |
| BB | 3 |
| SO | 11 |
| LOB | 11 |

| PITCHER | | IP | WLS | BF | H | R | ER | SO | BB | IBB | HBP | BLK | WP | HR | S | P | ERA | WHIP |
|---|---|---|---|---|---|---|---|---|---|---|---|---|---|---|---|---|---|---|
| 30 Ted Lilly, L<br>ERA: 3.1 | (1, 1) | 7.0 | L | 28 | 5 | 4 | 4 | 8 | 2 | 0 | 0 | 0 | 1 | 0 | 77 | 115 | 5.14 | 1.000 |
| 44 Jeff Stevens, R<br>ERA: 6.94 | (8, 1) | 1.0 | | 5 | 1 | 0 | 0 | 2 | 1 | 0 | 0 | 0 | 0 | 0 | 14 | 25 | 0.00 | 2.000 |
| 47 Aaron Heilman, R<br>ERA: 3.97 | (9, 1) | 1.0 | | 3 | 0 | 0 | 0 | 1 | 0 | 0 | 0 | 0 | 0 | 0 | 7 | 13 | 0.00 | 0.000 |

| PITCHER | IP | WLS | BF | H | R | ER | SO | BB | IBB | HBP | BLK | WP | HR | S | P | ERA | WHIP |
|---|---|---|---|---|---|---|---|---|---|---|---|---|---|---|---|---|---|

WP: 1 PA: 36
PB: 0
SB: 1
CS: 0

| Batter | 1 | 2 | 3 | 4 | 5 | 6 | 7 | 8 | 9 | AB | R | H | RBI | BB | SO | LOB |
|---|---|---|---|---|---|---|---|---|---|---|---|---|---|---|---|---|
| 2 Ryan Theriot, R (1, 6)<br>OBP: 0.349, SLG: 0.376 | C FF 88<br>C CU 76<br>B FF 87<br>T CH 78<br>1-2 ① K | | F FF 92<br>X FF 91<br>0-1 1 FC4-6 1B | | | B FF 88<br>C FF 90<br>X CH 79<br>1-1 1 CS 1B | | B CU 76<br>X FF 89<br>1-0 1 1B 1B | | 4 | 0 | 3 | 0 | 0 | 1 | 0 |
| 1 Kosuke Fukudome, L (1, 8)<br>OBP: 0.374, SLG: 0.422 | B FF 90<br>F FF 86<br>B CH 79<br>C CH 80<br>S CU 76<br>2-3 ② K | | 1 SAFE<br>B FF 92<br>B CH 81<br>F FF 89<br>X CH 80<br>2-1 ② FC4-6<br>1-2f | | | 1 SAFE<br>B FF 87<br>C FF 88<br>F FF 91<br>F CU 78<br>B CU 78<br>B FF 89<br>1 SAFE<br>S FF 88<br>3-3 ①② K<br>1-2 | | B CH 80<br>X FF 90<br>1-0 1-2 1B | | 4 | 0 | 1 | 0 | 0 | 2 | 2 |
| 28 Jeff Baker, R (1, 5)<br>OBP: 0.341, SLG: 0.425 | F FF 92<br>S FF 93<br>B FF 93<br>D CU 80<br>C CU 79<br>2-3 ③ K | | X FF 93<br>0-0 ③ L9 | | | C FF 90<br>F CH 81<br>X CU 78<br>0-2 ③ G4-3 | | B CU 78<br>X FF 90<br>1-0 ③ G6-3 | | 4 | 0 | 0 | 0 | 0 | 1 | 3 |
| 6 Micah Hoffpauir, L (1, 3)<br>OBP: 0.302, SLG: 0.428 | | C CH 79<br>S FF 90<br>X CU 77<br>0-2 ① P5 | | F CH 80<br>F CU 77<br>X FF 92<br>0-2 ① F7 | | | B<br>F FF 90<br>B FF 89<br>F CH 81<br>B FF 89<br>B CU 78<br>4-2 BB | | B CH 79<br>F FF 89<br>X CU 75<br>1-1 ① F8 | 3 | 0 | 0 | 0 | 1 | 0 | 0 |
| 5 Jake Fox, R (1, 7)<br>OBP: 0.320, SLG: 0.488 | | F FF 91<br>X FF 92<br>0-1 ② P3 | | S CH 82<br>B CH 80<br>F FF 92<br>B CH 80<br>F CH 80<br>B CU 77<br>B FF 93<br>4-2 24 G4-6-3 BB | | | F FF 88<br>X CU 77<br>0-1 ① L5 | | B CU 74<br>F CH 81<br>B CU 77<br>B FF 89<br>X FF 92<br>3-1 ② F9 | 3 | 0 | 0 | 0 | 1 | 0 | 1 |
| 24 Bobby Scales, S (1, 9)<br>OBP: 0.318, SLG: 0.424 | | C CU 77<br>B FF 91<br>T FF 91<br>F FF 92<br>B CH 80<br>F FF 92<br>D CU 78<br>B FF 92<br>4-2 18 HBP BB | | X FF 90<br>0-0 ②③ G4-6-3<br>1-2f | | | F FF 89<br>F FF 92<br>F FF 91<br>S CU 76<br>0-3 ② K | | B FF 92<br>F FF 90<br>B CU 76<br>F FF 89<br>H FF 92<br>3-2 18 DI HBP | 2 | 0 | 0 | 0 | 1 | 1 | 2 |
| 18 Geovany Soto, R (1, 2)<br>OBP: 0.318, SLG: 0.378 | | C FF 89<br>H CH 78<br>1-1 1-2 HBP | | | B FF 89<br>X FF 88<br>1-0 ① F8 | | B CU 75<br>B FF 89<br>F FF 91<br>B CU 75<br>F FF 91<br>C FF 93<br>3-3 ③ K | | F FF 92<br>C CU 76<br>X CU 76<br>0-2 ③ G5-3<br>1-2 | 3 | 0 | 0 | 0 | 0 | 1 | 2 |
| 13 Andrés Blanco, S (1, 4)<br>OBP: 0.305, SLG: 0.345 | | D CH 79<br>X FF 90<br>1-0 ③ F8 | | | C CH 81<br>C FF 91<br>X FF 91<br>0-2 ② G3-1 | | | F SI 87<br>S FF 89<br>C CU 78<br>0-3 ① K | | 3 | 0 | 0 | 0 | 0 | 1 | 2 |
| 30 Ted Lilly, L (1, 1)<br>OBP: 0.119, SLG: 0.140<br>44 Jeff Stevens, R (8, 1)<br>27 Sam Fuld, L (8, PH)<br>OBP: 0.413, SLG: 0.379<br>47 Aaron Heilman, R (9, 1) | | | B FF 90<br>B FF 88<br>X FF 90<br>2-0 ① P3 | | F FF 90<br>C FF 91<br>B FF 88<br>S CU 78<br>1-3 ③ K | | | B CU 76<br>X FF 89<br>1-0 ② L7 | | 2<br>0<br>1<br>0 | 0<br>0<br>0<br>0 | 0<br>0<br>0<br>0 | 0<br>0<br>0<br>0 | 0<br>0<br>0<br>0 | 1<br>0<br>0<br>0 | 0<br>0<br>0<br>0 |
| Inning Stats | R: 0<br>E: 0<br>K: 3<br>S: 9<br>H: 0<br>LOB: 0<br>BB: 0<br>P: 14 | R: 0<br>E: 0<br>K: 0<br>S: 11<br>H: 0<br>LOB: 2<br>BB: 1<br>P: 17 | R: 0<br>E: 0<br>K: 0<br>S: 6<br>H: 1<br>LOB: 1<br>BB: 0<br>P: 10 | R: 0<br>E: 0<br>K: 0<br>S: 7<br>H: 0<br>LOB: 0<br>BB: 1<br>P: 11 | R: 0<br>E: 0<br>K: 1<br>S: 7<br>H: 0<br>LOB: 0<br>BB: 0<br>P: 9 | R: 0<br>E: 0<br>K: 1<br>S: 9<br>H: 1<br>LOB: 0<br>BB: 0<br>P: 13 | R: 0<br>E: 0<br>K: 2<br>S: 11<br>H: 0<br>LOB: 1<br>BB: 1<br>P: 18 | R: 0<br>E: 0<br>K: 1<br>S: 7<br>H: 2<br>LOB: 2<br>BB: 0<br>P: 11 | R: 0<br>E: 0<br>K: 0<br>S: 9<br>H: 0<br>LOB: 1<br>BB: 0<br>P: 16 | 1B: 4<br>2B: 1<br>3B: 0<br>HR: 0 | SF: 0<br>SAC: 0<br>DP: 2<br>HBP: 2 | | | | | |

| PITCHER | IP | WLS | BF | H | R | ER | SO | BB | IBB | HBP | BLK | WP | HR | S | P | ERA | WHIP |
|---|---|---|---|---|---|---|---|---|---|---|---|---|---|---|---|---|---|
| 37 Charlie Morton, R (1, 1)<br>ERA: 4.55 | 9.0 | W | 34 | 4 | 0 | 0 | 8 | 3 | 0 | 2 | 0 | 0 | 0 | 76 | 119 | 0.00 | 0.778 |

| PITCHER | IP | WLS | BF | H | R | ER | SO | BB | IBB | HBP | BLK | WP | HR | S | P | ERA | WHIP |
|---|---|---|---|---|---|---|---|---|---|---|---|---|---|---|---|---|---|

# BOTTOM

## Pittsburgh Pirates @ Chicago Cubs

Wrigley Field, Chicago, IL

Wed Sep 30 2009, 1:05 PM CDT

Att. 34,362 - Sunny - 53 F

livebaseballscorecards.com

| | |
|---|---|
| AB | 29 |
| R | 0 |
| H | 4 |
| RBI | 0 |
| BB | 3 |
| SO | 8 |
| LOB | 12 |

# Pittsburgh Pirates @ Chicago Cubs

Wrigley Field, Chicago, IL

Wed Sep 30 2009, 7:05 PM CDT

Att. 33,299 - Clear - 50 F

livebaseballscorecards.com

| Batter | 1 | 2 | 3 | 4 | 5 | 6 | 7 | 8 | 9 | AB | R | H | RBI | BB | SO | LOB |
|---|---|---|---|---|---|---|---|---|---|---|---|---|---|---|---|---|
| 22 Andrew McCutchen, R (1, 8)<br>OBP: 0.357, SLG: 0.469 | B FF 89<br>F SI 90<br>F FF 90<br>B FF 92<br>B SI 91<br>X SI 92<br>3-2<br>85<br>1B<br>3B | | C SI 88<br>B SL 75<br>B FF 88<br>B SL 78<br>B SI 91<br>4-1<br>46<br>BB<br>41<br>2B<br>BB | C SI 88<br>X SI 91<br>0-1<br>15<br>S<br>1B | | X SI 92<br>0-0 ③<br>F9 | | B FF 93<br>C FF 91<br>B FF 93<br>F FF 91<br>F FF 94<br>F FF 93<br>S CU 78<br>2-3 ①<br>K | | 4 | 2 | 2 | 0 | 1 | 1 | 1 |
| 15 Andy LaRoche, R (1, 5)<br>OBP: 0.331, SLG: 0.402 | B FF 92<br>S SL 80<br>S SL 81<br>B FF 90<br>S FF 92<br>2-3 ①<br>K | | C SI 89<br>1 SAFE<br>S FF 88<br>C SL 78<br>0-3 ①<br>K | C SI 88<br>1 SAFE<br>B FF 88<br>C SL 78<br>F FS 83<br>B FS 84<br>C FF 91<br>2-3 ③<br>K<br>1-2 | | | C SI 90<br>F SL 83<br>F SI 89<br>B SL 84<br>X SI 91<br>1-2<br>46<br>G1-3<br>41<br>1B<br>1B | S CU 76<br>F CU 77<br>X FF 94<br>0-2 ②<br>G6-3 | | 5 | 1 | 1 | 0 | 0 | 3 | 3 |
| 46 Garrett Jones, L (1, 3)<br>OBP: 0.374, SLG: 0.581 | B SI 91<br>S FF 90<br>S SI 93<br>X SI 92<br>1-2 ②<br>G3 | | B SI 90<br>1 SAFE<br>1 SAFE<br>B SI 88<br>B SI 89<br>B SI 89<br>4-0<br>41<br>2B<br>1-2<br>BB | | C SL 73<br>F FF 88<br>F FS 81<br>F FF 92<br>S SI 91<br>0-3 ①<br>K | | X SI 90<br>0-0 ①<br>G1-3<br>1-2 | X SI 89<br>0-0 ③<br>F8 | | 4 | 1 | 0 | 0 | 1 | 1 | 2 |
| 41 Ryan Doumit, S (1, 2)<br>OBP: 0.303, SLG: 0.420 | F SI 92<br>B FF 91<br>B FF 92<br>T FS 85<br>B FF 93<br>F FS 86<br>F FF 92<br>B FS 86<br>4-2<br>85<br>1B<br>BB | | X SI 90<br>0-0<br>44<br>1B<br>1-H<br>2-H<br>2B | | B SI 92<br>C SL 79<br>C<br>F<br>X FS 84<br>1-2<br>85<br>FC5-4<br>1B | | F FF 87<br>B CH 77<br>X CH 79<br>1-1<br>85<br>1B<br>44<br>FC5-4<br>2-H<br>1B | | B FF 93<br>F FF 94<br>X FF 94<br>1-1<br>HR | 4 | 3 | 4 | 4 | 1 | 0 | 0 |
| 85 Lastings Milledge, R (1, 7)<br>OBP: 0.328, SLG: 0.368 | S FF 92<br>F FF 92<br>B SL 84<br>X FF 93<br>1-2<br>1-3<br>3-H<br>1B | | C SI 91<br>F SL 79<br>F FF 91<br>F FS 82<br>C FF 91<br>0-3 ②<br>K | | B SI 91<br>X SI 90<br>1-0 ②<br>FC5-4<br>1-2f | | S FF 87<br>F FF 87<br>F CH 80<br>F CH 81<br>B CH 80<br>X SL 82<br>1-2<br>44<br>FC5-4<br>2-3<br>1B | | B FF 94<br>B SL 82<br>B SL 84<br>C FF 93<br>B FF 94<br>4-1<br>44<br>G1-6-3<br>BB | 4 | 0 | 2 | 1 | 1 | 1 | 2 |
| 44 Brandon Moss, L (1, 9)<br>OBP: 0.298, SLG: 0.367 | F SI 94<br>1 SAFE<br>B FF 93<br>X FS 84<br>1-1 ③<br>L7 | | F FF 89<br>X FF 90<br>0-1<br>2-H<br>1B | | B SI 90<br>1 SAFE<br>F SI 90<br>X FS 82<br>1-1 ③<br>G4-3 | | B FF 88<br>F SL 83<br>F SL 83<br>D SL 83<br>X SL 83<br>2-2 ②<br>FC5-4<br>24<br>S<br>24<br>1B<br>1-2f<br>3-H | | F<br>X FF 95<br>0-1 ①②<br>G1-6-3<br>1-2f | 5 | 1 | 1 | 2 | 0 | 0 | 5 |
| 24 Delwyn Young, S (1, 4)<br>OBP: 0.326, SLG: 0.375 | | C SI 89<br>F SI 87<br>B SI 88<br>F SI 90<br>B FS 81<br>F SI 91<br>F FF 91<br>B FF 93<br>X FF 93<br>3-2 ①<br>P4 | B SI 89<br>B SI 88<br>F FF 88<br>S FS 81<br>X SI 90<br>2-2 ③<br>G4-3 | | | B SI 88<br>X SI 89<br>1-0 ①<br>G4-3 | C FF 88<br>F FF 90<br>X FF 89<br>0-2<br>5<br>1B<br>1-H<br>1B | | C SL 85<br>B SL 85<br>F FF 94<br>B SL 84<br>B SL 84<br>B FF 94<br>4-2<br>BB | 4 | 0 | 1 | 1 | 1 | 0 | 1 |
| 5 Ramón Vázquez, L (1, 6)<br>OBP: 0.342, SLG: 0.286 | | B SI 90<br>B SI 92<br>X SI 90<br>2-0 ②<br>G4-3 | | C FF 88<br>B FS 85<br>X FS 81<br>1-1 ①<br>G4-3 | | C SI 88<br>C SI 90<br>B SI 93<br>B FS 84<br>B SL 79<br>B SI 90<br>4-2<br>51<br>G6-3<br>BB | C FF 88<br>C SL 83<br>X SL 83<br>0-2<br>1-2<br>1B | | B FF 93<br>B FF 92<br>C FF 93<br>C SL 82<br>S SL 84<br>2-3 ③<br>K | 4 | 0 | 1 | 0 | 1 | 1 | 1 |
| 27 Jeff Karstens, R (1, 1)<br>OBP: 0.167, SLG: 0.048<br>51 Steve Pearce, R (6, PH)<br>OBP: 0.293, SLG: 0.356<br>56 Donnie Veal, L (6, 1)<br>58 Steven Jackson, R (6, 1)<br>23 Robinzon Diaz, R (7, PH)<br>OBP: 0.303, SLG: 0.355<br>43 Jesse Chavez, R (7, 1)<br>50 Virgil Vasquez, R (8, 1) | | C SI 89<br>F FF 87<br>B SL 77<br>C FF 90<br>1-3 ③<br>K | | C FS 86<br>S SI 88<br>X FF 89<br>0-2 ②<br>G4-3 | | F SI 90<br>B SI 88<br>B SL 81<br>F SI 90<br>F SI 90<br>B FC 89<br>F FF 90<br>X SI 90<br>3-2 ②<br>G6-3<br>1-2 | B CH 82<br>B CH 81<br>X FF 88<br>2-0 ③<br>G4-3 | | | 2<br>1<br>0<br>0<br>0<br>1<br>0<br>0 | 0<br>0<br>0<br>0<br>0<br>0<br>0<br>0 | 0<br>0<br>0<br>0<br>0<br>0<br>0<br>0 | 0<br>0<br>0<br>0<br>0<br>0<br>0<br>0 | 1<br>0<br>0<br>0<br>0<br>0<br>0<br>0 | 0<br>1<br>0<br>0<br>0<br>0<br>2<br>0 | 0<br>0<br>0<br>0<br>0<br>0<br>0<br>0 |

| Inning Stats | 1 | 2 | 3 | 4 | 5 | 6 | 7 | 8 | 9 |
|---|---|---|---|---|---|---|---|---|---|
| | R: 1<br>E: 0<br>K: 1<br>S: 18 | R: 0<br>E: 0<br>K: 1<br>S: 10 | R: 3<br>E: 0<br>K: 2<br>S: 15 | R: 0<br>E: 0<br>K: 1<br>S: 11 | R: 0<br>E: 0<br>K: 1<br>S: 12 | R: 0<br>E: 0<br>K: 0<br>S: 9 | R: 3<br>E: 0<br>K: 0<br>S: 22 | R: 0<br>E: 0<br>K: 1<br>S: 9 | R: 1<br>E: 0<br>K: 1<br>S: 10 |
| | H: 2<br>LOB: 2<br>BB: 1<br>P: 30 | H: 0<br>LOB: 0<br>BB: 0<br>P: 16 | H: 2<br>LOB: 1<br>BB: 2<br>P: 25 | H: 1<br>LOB: 1<br>BB: 0<br>P: 14 | H: 1<br>LOB: 1<br>BB: 0<br>P: 15 | H: 0<br>LOB: 1<br>BB: 1<br>P: 17 | H: 5<br>LOB: 2<br>BB: 0<br>P: 29 | H: 0<br>LOB: 0<br>BB: 0<br>P: 11 | H: 1<br>LOB: 1<br>BB: 2<br>P: 21 |

1B: 9 SF: 0 WP: 0 PA: 44
2B: 1 SAC: 0 PB: 0
3B: 1 DP: 1 SB: 2
HR: 1 HBP: 0 CS: 0

| TOP | |
|---|---|
| AB | 38 |
| R | 8 |
| H | 12 |
| RBI | 8 |
| BB | 6 |
| SO | 8 |
| LOB | 18 |

| PITCHER | | IP | WLS | BF | H | R | ER | SO | BB | IBB | HBP | BLK | WP | HR | S | P | ERA | WHIP |
|---|---|---|---|---|---|---|---|---|---|---|---|---|---|---|---|---|---|---|
| 38 Carlos Zambrano, R<br>ERA: 3.77 | (1, 1) | 6.0 | L | 28 | 6 | 4 | 4 | 6 | 4 | 0 | 0 | 0 | 0 | 0 | 75 | 117 | 6.00 | 1.667 |
| 64 Justin Berg, R<br>ERA: 1.0 | (7, 1) | 0.1 | | 2 | 1 | 1 | 1 | 0 | 0 | 0 | 0 | 0 | 0 | 0 | 5 | 6 | 27.00 | 3.000 |
| 43 John Grabow, L<br>ERA: 3.41 | (7, 1) | 0.2 | | 6 | 4 | 2 | 2 | 0 | 0 | 0 | 0 | 0 | 0 | 0 | 17 | 23 | 27.00 | 6.000 |
| 33 Esmailin Caridad, R<br>ERA: 1.56 | (8, 1) | 1.0 | | 3 | 0 | 0 | 0 | 1 | 0 | 0 | 0 | 0 | 0 | 0 | 9 | 11 | 0.00 | 0.000 |
| 49 Carlos Marmol, R<br>ERA: 3.45 | (9, 1) | 1.0 | | 5 | 1 | 1 | 1 | 1 | 2 | 0 | 0 | 0 | 0 | 1 | 10 | 21 | 9.00 | 3.000 |

| PITCHER | IP | WLS | BF | H | R | ER | SO | BB | IBB | HBP | BLK | WP | HR | S | P | ERA | WHIP |
|---|---|---|---|---|---|---|---|---|---|---|---|---|---|---|---|---|---|

| Batter | 1 | 2 | 3 | 4 | 5 | 6 | 7 | 8 | 9 | AB | R | H | RBI | BB | SO | LOB |
|---|---|---|---|---|---|---|---|---|---|---|---|---|---|---|---|---|
| 27 Sam Fuld, L (1, 8)<br>OBP: 0.417, SLG: 0.378 | C FF 88<br>C CU 71<br>B CU 72<br>X SI 88<br>1-2<br>2<br>G6-4-3<br>1B | | C CU 72<br>B CU 70<br>X SI 88<br>1-1 ①<br>G4-3<br>2-3 | | | B FF 90<br>C FF 90<br>C CU 75<br>B CU 77<br>B FF 92<br>B FF 90<br>4-2<br>5<br>L4<br>25<br>BB<br>BB | | B FF 90<br>X FF 89<br>1-0 ③<br>G4-3 | | 3 | 0 | 1 | 0 | 1 | 0 | 1 |
| 2 Ryan Theriot, R (1, 6)<br>OBP: 0.348, SLG: 0.374 | B SI 88 ①②<br>1 SAFE<br>C SL 76<br>1 SAFE<br>B SI 88<br>X CH 79<br>2-1<br>G6-4-3<br>1-2f | | F CH 79<br>B SI 88<br>X CH 77<br>1-1 ②<br>SH1-3<br>3-H | | | D CU 77<br>C FF 90<br>B CU 77<br>F FF 91<br>B FF 93<br>1 SAFE<br>F FF 92<br>X FF 92<br>3-2 ①<br>F9 | | | C FF 88<br>F CU 72<br>X FF 89<br>0-2 ①<br>G1-3 | 3 | 0 | 0 | 1 | 0 | 0 | 2 |
| 25 Derrek Lee, R (1, 3)<br>OBP: 0.395, SLG: 0.585 | B FF 90<br>C CH 80<br>B SL 79<br>F SI 88<br>X CU 70<br>2-2<br>1B | | C FF 89<br>C CH 79<br>F CU 75<br>S FF 88<br>0-3 ③<br>K | | | S FF 91<br>D CU 79<br>B FF 91<br>D CU 78<br>B FF 91<br>4-1<br>1-2<br>BB | | | C FF 90<br>B SL 87<br>F SL 85<br>B FF 90<br>F FF 91<br>X CU 72<br>2-2<br>28<br>1B<br>1B | 3 | 0 | 2 | 0 | 1 | 1 | 0 |
| 6 Micah Hoffpauir, L (1, 7)<br>OBP: 0.299, SLG: 0.424<br>5 Jake Fox, R (6, PH)<br>OBP: 0.318, SLG: 0.483 (7, 7) | B CU 71<br>F SI 88<br>F CH 79<br>F SI 89<br>X CH 80<br>1-2 ③<br>P2 | | | C SI 87<br>X CH 79<br>0-1 ①<br>P6 | | D CH 81<br>B CH 80<br>X FF 89<br>2-0 ②③<br>L4<br>2-2 | | | B SL 86<br>F FF 88<br>T FF 89<br>X FF 89<br>1-2 ②<br>P3 | 2<br>2 | 0<br>0 | 0<br>0 | 0<br>0 | 0<br>0 | 0<br>0 | 1<br>3 |
| 28 Jeff Baker, R (1, 5)<br>OBP: 0.343, SLG: 0.431 | | B SI 88<br>F FF 87<br>S SL 77<br>X SL 78<br>1-2<br>9<br>G4-3<br>17<br>1B<br>2B | | X FF 87<br>0-0 ②<br>F8 | | | B FF 93<br>S FF 93<br>B FF 92<br>F FF 92<br>X SL 82<br>2-2 ①<br>F9 | | B FF 90<br>X SI 89<br>1-0<br>9<br>FC5-4<br>1-2<br>1B | 4 | 1 | 2 | 0 | 0 | 0 | 0 |
| 9 Reed Johnson, R (1, 9)<br>OBP: 0.333, SLG: 0.401 | | X SI 88<br>0-0 ①<br>G4-3<br>2-3 | | C FF 87<br>C SL 76<br>F FF 87<br>F SI 87<br>B CU 71<br>X FF 86<br>1-2 ③<br>P3 | | | S SL 83<br>C SL 82<br>F SL 83<br>F FF 93<br>X SL 81<br>0-2 ②<br>F8 | | B SL 86<br>B FF 89<br>C FF 90<br>X FF 89<br>2-1 ③<br>FC5-4<br>1-2f | 4 | 0 | 0 | 0 | 0 | 0 | 3 |
| 17 Mike Fontenot, L (1, 4)<br>OBP: 0.301, SLG: 0.378 | | B SI 89<br>F CU 72<br>F SI 90<br>X SL 76<br>1-2<br>55<br>G3-6-3<br>3-H<br>1B | | | F SI 85<br>X CH 78<br>0-1 ①<br>L9 | | F FF 93<br>B FF 93<br>B CH 85<br>F FF 93<br>X FC 87<br>2-2 ③<br>G4-3 | | | 3 | 0 | 1 | 1 | 0 | 0 | 0 |
| 55 Koyie Hill, S (1, 2)<br>OBP: 0.307, SLG: 0.315 | | B SI 87<br>X SI 87<br>1-0 ②③<br>G3-6-3<br>1-2f | | | B SI 86<br>C SI 86<br>X CH 78<br>1-1 ②<br>L3 | | | C FF 88<br>S SL 84<br>B SL 85<br>F SL 85<br>S FF 91<br>1-3 ①<br>K | | 3 | 0 | 0 | 0 | 0 | 1 | 1 |
| 38 Carlos Zambrano, S (1, 1)<br>OBP: 0.225, SLG: 0.464<br>64 Justin Berg, R (7, 1)<br>43 John Grabow, L (7, 1)<br>33 Esmailin Caridad, R (8, 1)<br>24 Bobby Scales, S (8, PH)<br>OBP: 0.316, SLG: 0.420<br>49 Carlos Marmol, R (9, 1) | | | B SI 88<br>B SI 87<br>F SI 86<br>F SI 87<br>B FF 88<br>X FF 87<br>3-2<br>27<br>G4-3<br>2<br>SH1-3<br>2B | | B CU 70<br>X SI 86<br>1-0 ③<br>F8 | | | F SL 84<br>B FF 89<br>B CU 72<br>F SL 86<br>T FF 90<br>2-2 ②<br>K | | 2<br>0<br>0<br>0<br>0<br>1<br>0 | 1<br>0<br>0<br>0<br>0<br>0<br>0 | 1<br>0<br>0<br>0<br>0<br>0<br>0 | 0<br>0<br>0<br>0<br>0<br>1<br>0 | 0<br>0<br>0<br>0<br>0<br>0<br>0 | 0<br>0<br>0<br>0<br>0<br>0<br>0 | 0<br>0<br>0<br>0<br>0<br>0<br>0 |
| Inning Stats | R: 0<br>E: 0<br>K: 0<br>S: 12<br>H: 2<br>LOB: 1<br>BB: 0<br>P: 18 | R: 1<br>E: 0<br>K: 0<br>S: 8<br>H: 2<br>LOB: 0<br>BB: 0<br>P: 11 | R: 1<br>E: 0<br>K: 1<br>S: 11<br>H: 1<br>LOB: 0<br>BB: 0<br>P: 16 | R: 0<br>E: 0<br>K: 0<br>S: 8<br>H: 0<br>LOB: 0<br>BB: 0<br>P: 9 | R: 0<br>E: 0<br>K: 0<br>S: 5<br>H: 0<br>LOB: 0<br>BB: 0<br>P: 7 | R: 0<br>E: 0<br>K: 0<br>S: 8<br>H: 0<br>LOB: 1<br>BB: 2<br>P: 21 | R: 0<br>E: 0<br>K: 0<br>S: 11<br>H: 0<br>LOB: 0<br>BB: 0<br>P: 15 | R: 0<br>E: 0<br>K: 2<br>S: 8<br>H: 0<br>LOB: 0<br>BB: 0<br>P: 12 | R: 0<br>E: 0<br>K: 0<br>S: 13<br>H: 2<br>LOB: 2<br>BB: 0<br>P: 19 | 1B: 5<br>2B: 3<br>3B: 0<br>HR: 0<br>SF: 0<br>SAC: 1<br>DP: 3<br>HBP: 0 | | | | | | |

| PITCHER | | IP | WLS | BF | H | R | ER | SO | BB | IBB | HBP | BLK | WP | HR | S | P | ERA | WHIP |
|---|---|---|---|---|---|---|---|---|---|---|---|---|---|---|---|---|---|---|
| 27 Jeff Karstens, R<br>ERA: 5.37 | (1, 1) | 5.0 | W | 18 | 5 | 2 | 2 | 1 | 0 | 0 | 0 | 0 | 0 | 0 | 44 | 61 | 3.60 | 1.000 |
| 56 Donnie Veal, L<br>ERA: 5.28 | (6, 1) | 0.1 | H | 3 | 0 | 0 | 0 | 0 | 2 | 0 | 0 | 0 | 0 | 0 | 7 | 18 | 0.00 | 6.000 |
| 58 Steven Jackson, R<br>ERA: 3.27 | (6, 1) | 0.2 | H | 1 | 0 | 0 | 0 | 0 | 0 | 0 | 0 | 0 | 0 | 0 | 1 | 3 | 0.00 | 0.000 |
| 43 Jesse Chavez, R<br>ERA: 4.05 | (7, 1) | 1.0 | | 3 | 0 | 0 | 0 | 0 | 0 | 0 | 0 | 0 | 0 | 0 | 11 | 15 | 0.00 | 0.000 |
| 50 Virgil Vasquez, R<br>ERA: 5.98 | (8, 1) | 2.0 | | 8 | 2 | 0 | 0 | 2 | 0 | 0 | 0 | 0 | 0 | 0 | 21 | 31 | 0.00 | 1.000 |

| PITCHER | IP | WLS | BF | H | R | ER | SO | BB | IBB | HBP | BLK | WP | HR | S | P | ERA | WHIP |
|---|---|---|---|---|---|---|---|---|---|---|---|---|---|---|---|---|---|

# BOTTOM

## Pittsburgh Pirates @ Chicago Cubs

Wrigley Field, Chicago, IL

Wed Sep 30 2009, 7:05 PM CDT

Att. 33,299 - Clear - 50 F

livebaseballscorecards.com

| | |
|---|---|
| AB | 30 |
| R | 2 |
| H | 7 |
| RBI | 2 |
| BB | 2 |
| SO | 3 |
| LOB | 11 |

WP: 0 PA: 33
PB: 0
SB: 0
CS: 0

| Batter | 1 | 2 | 3 | 4 | 5 | 6 | 7 | 8 | 9 | AB R H RBI BB SO LOB |
|---|---|---|---|---|---|---|---|---|---|---|
| | | | | | | | | | | |
| | | | | | | | | | | |
| | | | | | | | | | | |
| | | | | | | | | | | |
| | | | | | | | | | | |
| | | | | | | | | | | |
| | | | | | | | | | | |
| | | | | | | | | | | |
| | | | | | | | | | | |
| Inning Stats | | | | | | | | | | 1B: 0 SF: 0<br>2B: 0 SAC: 0<br>3B: 0 DP: 0<br>HR: 0 HBP: 0 |

# Pittsburgh Pirates @ Chicago Cubs

Wrigley Field, Chicago, IL

Thu Oct 01 2009, 7:05 PM CDT

TOP

livebaseballscorecards.com

| | |
|---|---|
| AB | 0 |
| R | 0 |
| H | 0 |
| RBI | 0 |
| BB | 0 |
| SO | 0 |
| LOB | 0 |

WP: 0 PA: 0
PB: 0
SB: 0
CS: 0

| PITCHER | IP | WLS | BF | H | R | ER | SO | BB | IBB | HBP | BLK | WP | HR | S | P | ERA | WHIP |
|---|---|---|---|---|---|---|---|---|---|---|---|---|---|---|---|---|---|
| | | | | | | | | | | | | | | | | | |

| PITCHER | IP | WLS | BF | H | R | ER | SO | BB | IBB | HBP | BLK | WP | HR | S | P | ERA | WHIP |
|---|---|---|---|---|---|---|---|---|---|---|---|---|---|---|---|---|---|
| | | | | | | | | | | | | | | | | | |

| Batter | 1 | 2 | 3 | 4 | 5 | 6 | 7 | 8 | 9 | AB | R | H | RBI | BB | SO | LOB |
|---|---|---|---|---|---|---|---|---|---|---|---|---|---|---|---|---|
| | | | | | | | | | | | | | | | | |
| | | | | | | | | | | | | | | | | |
| | | | | | | | | | | | | | | | | |
| | | | | | | | | | | | | | | | | |
| | | | | | | | | | | | | | | | | |
| | | | | | | | | | | | | | | | | |
| | | | | | | | | | | | | | | | | |
| | | | | | | | | | | | | | | | | |
| | | | | | | | | | | | | | | | | |
| Inning Stats | | | | | | | | | | 1B: 0<br>2B: 0<br>3B: 0<br>HR: 0 | | SF: 0<br>SAC: 0<br>DP: 0<br>HBP: 0 | | | | | |

| PITCHER | IP | WLS | BF | H | R | ER | SO | BB | IBB | HBP | BLK | WP | HR | S | P | ERA | WHIP |
|---|---|---|---|---|---|---|---|---|---|---|---|---|---|---|---|---|---|
| | | | | | | | | | | | | | | | | | |

| PITCHER | IP | WLS | BF | H | R | ER | SO | BB | IBB | HBP | BLK | WP | HR | S | P | ERA | WHIP |
|---|---|---|---|---|---|---|---|---|---|---|---|---|---|---|---|---|---|
| | | | | | | | | | | | | | | | | | |

# BOTTOM

## Pittsburgh Pirates @ Chicago Cubs

Wrigley Field, Chicago, IL

Thu Oct 01 2009, 7:05 PM CDT

livebaseballscorecards.com

| | |
|---|---|
| **AB** | **0** |
| **R** | **0** |
| **H** | **0** |
| **RBI** | **0** |
| **BB** | **0** |
| **SO** | **0** |
| **LOB** | **0** |

WP: 0 PA: 0
PB: 0
SB: 0
CS: 0

# Pittsburgh Pirates @ Cincinnati Reds

Great American Ball Park, Cincinnati, OH

Fri Oct 02 2009, 7:10 PM EDT

Att. 16,288 - Clear - 63 F

TOP

livebaseballscorecards.com

| Batter | 1 | 2 | 3 | 4 | 5 | 6 | 7 | 8 | 9 | AB | R | H | RBI | BB | SO | LOB |
|---|---|---|---|---|---|---|---|---|---|---|---|---|---|---|---|---|
| 22 Andrew McCutchen, R (1, 8)<br>OBP: 0.358, SLG: 0.471 | B SI 84<br>C FF 84<br>B SL 79<br>B FF 85<br>B FF 84<br>4-1<br>15<br>S<br>BB | | C FF 84<br>X CH 80<br>0-1<br>15<br>1B<br>1-3<br>2B | | C SL 78<br>F FC 84<br>F FC 85<br>S CU 74<br>0-3 ②<br>K | | | C FF 92<br>B CH 87<br>C CH 86<br>S FF 92<br>1-3 ②<br>K | | 3 | 1 | 1 | 0 | 1 | 2 | 0 |
| 15 Andy LaRoche, R (1, 5)<br>OBP: 0.334, SLG: 0.404 | 1 SAFE<br>B SI 86<br>B SI 86<br>B FF 85<br>C FF 86<br>B SL 81<br>4-1<br>41<br>L3<br>1-2<br>BB | | C SL 80<br>X CU 73<br>0-1 ①<br>2-H<br>3-H<br>1B | | B SL 78<br>X SL 79<br>1-0 ③<br>F8 | | | C FF 92<br>B FF 92<br>F CH 87<br>X FF 93<br>1-2 ③<br>1B | | 3 | 0 | 2 | 2 | 1 | 0 | 0 |
| 46 Garrett Jones, L (1, 3)<br>OBP: 0.370, SLG: 0.573 | C FF 88<br>S CU 71<br>D CU 74<br>B CH 81<br>F CU 71<br>B FF 87<br>X SI 87<br>3-2 ①<br>F9 | | B SL 80<br>B FF 85<br>F CH 79<br>B FF 86<br>X FF 86<br>3-1 ②<br>F8 | | | C CH 79<br>B FF 84<br>C SL 79<br>F SI 85<br>F FC 84<br>X CU 72<br>1-2 ①<br>P5 | | | X FF 94<br>0-0 ①<br>P5 | 4 | 0 | 0 | 0 | 0 | 0 | 2 |
| 41 Ryan Doumit, S (1, 2)<br>OBP: 0.299, SLG: 0.414 | B CH 81<br>C FF 87<br>D CU 72<br>F FF 86<br>F CU 72<br>B FF 86<br>F CH 81<br>X SI 87<br>3-2 ②③<br>L3<br>1-1 | | C CU 71<br>X CU 71<br>0-1 ③<br>F8 | | | B CU 69<br>B CH 79<br>B FF 84<br>C SI 84<br>F CH 80<br>C CU 72<br>3-3 ②<br>K | | | B FF 94<br>C FS 86<br>F FS 86<br>C SL 84<br>1-3 ②<br>K | 4 | 0 | 0 | 0 | 0 | 2 | 2 |
| 85 Lastings Milledge, R (1, 7)<br>OBP: 0.331, SLG: 0.383 | | C FF 84<br>C FC 83<br>B CU 73<br>X FC 86<br>1-2<br>44<br>S<br>1B | | B SL 77<br>C SL 78<br>F FF 87<br>X CU 74<br>1-2<br>HR | | C CU 71<br>F SL 78<br>F FF 85<br>B CU 74<br>B CU 74<br>B FF 86<br>X FF 87<br>3-2 ③<br>F9 | | | X FF 94<br>0-0 ③<br>F7 | 4 | 1 | 2 | 1 | 0 | 0 | 0 |
| 44 Brandon Moss, L (1, 9)<br>OBP: 0.296, SLG: 0.364 | | F FF 86<br>F FF 85<br>F CH 81<br>1 SAFE<br>F CU 72<br>F FF 86<br>B CU 72<br>B FF 86<br>1 SAFE<br>2-3 ①<br>S CU 73<br>K<br>1-2 | | X FF 84<br>0-0 ①<br>F8 | | | X SI 91<br>0-0 ①<br>G4-3 | | | 3 | 0 | 0 | 0 | 0 | 1 | 1 |
| 24 Delwyn Young, S (1, 4)<br>OBP: 0.324, SLG: 0.372 | | C FC 82<br>B FF 86<br>T CU 72<br>B CU 74<br>F FC 86<br>F CU 73<br>X FF 87<br>2-2 ②<br>P5 | | C FF 84<br>F CU 71<br>B CH 82<br>B FC 84<br>X SI 84<br>2-2 ②<br>G4-3 | | | B SI 92<br>C FF 91<br>F CH 87<br>B SI 93<br>F SI 92<br>C SI 94<br>2-3 ②<br>K | | | 3 | 0 | 0 | 0 | 0 | 1 | 1 |
| 5 Ramón Vázquez, L (1, 6)<br>OBP: 0.338, SLG: 0.281 | | D CU 73<br>C FF 87<br>D CU 73<br>S CH 81<br>S CU 74<br>2-3 ③<br>K | | B CH 80<br>S CH 79<br>T FF 85<br>F CH 80<br>F FF 86<br>B CU 69<br>T CU 72<br>2-2 ③<br>K | | | C SI 93<br>C SL 80<br>S SL 80<br>0-3 ③<br>K | | | 3 | 0 | 0 | 0 | 0 | 3 | 1 |
| 34 Daniel McCutchen, R (1, 1)<br>OBP: 0.167, SLG: 0.091<br>43 Jesse Chavez, R (7, 1)<br>23 Robinzon Diaz, R (8, PH)<br>OBP: 0.301, SLG: 0.352<br>52 Joel Hanrahan, R (8, 1)<br>55 Matt Capps, R (9, 1) | | | B FF 83<br>B FF 83<br>B FC 83<br>C FF 83<br>B FF 84<br>4-1<br>22<br>2B<br>15<br>1B<br>BB | | C FC 83<br>C SL 78<br>C CU 70<br>0-3 ①<br>K | | | B FC 91<br>X FF 91<br>1-0 ①<br>F9 | | 1<br>0<br>1<br>0<br>0 | 1<br>0<br>0<br>0<br>0 | 0<br>0<br>0<br>0<br>0 | 0<br>0<br>0<br>0<br>0 | 1<br>0<br>0<br>0<br>0 | 1<br>0<br>0<br>0<br>0 | 0<br>0<br>0<br>0<br>0 |

| Inning Stats | 1 | 2 | 3 | 4 | 5 | 6 | 7 | 8 | 9 | 1B | SF | WP | PA |
|---|---|---|---|---|---|---|---|---|---|---|---|---|---|
| | R: 0<br>E: 0<br>K: 0<br>S: 11 | R: 0<br>E: 0<br>K: 2<br>S: 17 | R: 2<br>E: 0<br>K: 0<br>S: 9 | R: 1<br>E: 0<br>K: 1<br>S: 12 | R: 0<br>E: 0<br>K: 2<br>S: 8 | R: 0<br>E: 0<br>K: 1<br>S: 11 | R: 0<br>E: 0<br>K: 2<br>S: 8 | R: 0<br>E: 0<br>K: 1<br>S: 7 | R: 0<br>E: 0<br>K: 1<br>S: 5 | 1B: 3<br>2B: 2<br>3B: 0<br>HR: 1 | SF: 0<br>SAC: 0<br>DP: 1<br>HBP: 0 | WP: 0<br>PB: 0<br>SB: 2<br>CS: 0 | PA: 32 |
| | H: 0<br>LOB: 1<br>BB: 2<br>P: 25 | H: 1<br>LOB: 1<br>BB: 0<br>P: 24 | H: 2<br>LOB: 0<br>BB: 1<br>P: 16 | H: 1<br>LOB: 0<br>BB: 0<br>P: 17 | H: 0<br>LOB: 0<br>BB: 0<br>P: 9 | H: 0<br>LOB: 0<br>BB: 0<br>P: 18 | H: 0<br>LOB: 0<br>BB: 0<br>P: 10 | H: 1<br>LOB: 1<br>BB: 0<br>P: 10 | H: 0<br>LOB: 0<br>BB: 0<br>P: 6 | | | | |

| PITCHER | | IP | WLS | BF | H | R | ER | SO | BB | IBB | HBP | BLK | WP | HR | S | P | ERA | WHIP |
|---|---|---|---|---|---|---|---|---|---|---|---|---|---|---|---|---|---|---|
| 62 Justin Lehr, R<br>ERA: 5.37 | (1, 1) | 6.0 | L | 23 | 4 | 3 | 3 | 6 | 3 | 0 | 0 | 0 | 0 | 1 | 68 | 109 | 4.50 | 1.167 |
| 50 Pedro Viola, L<br>ERA: 5.14 | (7, 1) | 1.0 | | 3 | 0 | 0 | 0 | 2 | 0 | 0 | 0 | 0 | 0 | 0 | 8 | 10 | 0.00 | 0.000 |
| 51 Jared Burton, R<br>ERA: 4.53 | (8, 1) | 1.0 | | 3 | 1 | 0 | 0 | 1 | 0 | 0 | 0 | 0 | 0 | 0 | 7 | 10 | 0.00 | 1.000 |
| 40 Nick Masset, R<br>ERA: 2.41 | (9, 1) | 1.0 | | 3 | 0 | 0 | 0 | 1 | 0 | 0 | 0 | 0 | 0 | 0 | 5 | 6 | 0.00 | 0.000 |

| PITCHER | IP | WLS | BF | H | R | ER | SO | BB | IBB | HBP | BLK | WP | HR | S | P | ERA | WHIP |
|---|---|---|---|---|---|---|---|---|---|---|---|---|---|---|---|---|---|

| | |
|---|---|
| AB | 29 |
| R | 3 |
| H | 5 |
| RBI | 3 |
| BB | 3 |
| SO | 10 |
| LOB | 7 |

| Batter | 1 | 2 | 3 | 4 | 5 | 6 | 7 | 8 | 9 | AB | R | H | RBI | BB | SO | LOB |
|---|---|---|---|---|---|---|---|---|---|---|---|---|---|---|---|---|
| 6 Drew Stubbs, R (1, 8)<br>OBP: 0.312, SLG: 0.439 | X FF 89<br>0-0 ① F9 | | C SL 83<br>L SL 84<br>X CH 83<br>0-2 2B | | F SL 82<br>B FF 91<br>X SL 82<br>1-1 ③ P3 | | B FF 94<br>S FF 93<br>S FF 94<br>B FF 93<br>C SL 83<br>2-3 ③ K | | | 4 | 0 | 1 | 0 | 0 | 1 | 1 |
| 7 Paul Janish, R (1, 6)<br>OBP: 0.296, SLG: 0.311 | C FF 90<br>B FF 90<br>F CH 83<br>B FF 92<br>X CH 83<br>2-2 ② G6-3 | | 2 SAFE<br>B CH 82<br>C FF 90<br>X CH 83<br>1-1 ② G5-3 | | | C SL 80<br>F FF 90<br>B SL 83<br>F FF 90<br>F SL 82<br>F SL 81<br>F FF 91<br>X SL 81<br>1-2 2B | | C FF 94<br>B FF 94<br>S SL 84<br>X SL 85<br>1-2 ① F7 | | 4 | 0 | 1 | 0 | 0 | 0 | 1 |
| 19 Joey Votto, L (1, 3)<br>OBP: 0.406, SLG: 0.556 | F SI 90<br>B FF 90<br>X CH 82<br>1-1 1B | | S FF 90<br>B FF 91<br>F FF 90<br>X SI 90<br>1-2 ③ G6-3 | | | B CH 82<br>F SI 89<br>B SI 90<br>X SI 88<br>2-1 ① F7 | | B FF 94<br>B FF 94<br>X FF 93<br>2-0 ② P6 | | 4 | 0 | 1 | 0 | 0 | 0 | 2 |
| 4 Brandon Phillips, R (1, 4)<br>OBP: 0.329, SLG: 0.445 | F FF 90<br>1 SAFE<br>S CH 81<br>1 SAFE<br>D CH 81<br>S CH 82<br>1-3 ③ K | | | B FF 89<br>X FF 91<br>1-0 ① G6-3 | | C CH 81<br>F CH 82<br>F FF 90<br>S CH 82<br>0-3 ② K | | B FF 95<br>B FF 93<br>F FF 95<br>F FF 95<br>B SL 85<br>T FF 95<br>3-2 ③ K | | 4 | 0 | 0 | 0 | 0 | 3 | 2 |
| 27 Scott Rolen, R (1, 5)<br>OBP: 0.368, SLG: 0.447 | | B FF 89<br>B FF 88<br>B FF 89<br>C FF 89<br>X FF 89<br>3-1 ① G6-3 | | B SI 91<br>B FF 90<br>B FF 88<br>B FF 88<br>4-0 BB | | B CH 82<br>X FF 90<br>1-0 ③ G4-3 | | | B FF 92<br>C FF 92<br>F FF 92<br>X FF 93<br>1-2 ① P3 | 3 | 0 | 0 | 0 | 1 | 0 | 1 |
| 32 Jay Bruce, L (1, 9)<br>OBP: 0.302, SLG: 0.471 | | C FF 90<br>B CH 82<br>B CH 83<br>B FF 90<br>F FF 89<br>B FF 89<br>4-2 BB | | F FF 89<br>F FF 90<br>B FF 90<br>B CH 82<br>X CH 82<br>2-2 ② F9 | | | B FF 89<br>S SI 90<br>B FF 89<br>C FF 89<br>T FF 90<br>2-2 ① K | | X FF 92<br>0-0 2B | 3 | 0 | 1 | 0 | 1 | 1 | 1 |
| 25 Wladimir Balentien, R (1, 7)<br>OBP: 0.305, SLG: 0.385 | | C SL 81<br>B CH 82<br>S FF 88<br>X CH 80<br>1-2 ② F9 | | S SL 83<br>F FF 89<br>F SL 82<br>F FF 90<br>T SL 83<br>0-2 ③ K | | | C FF 91<br>X CH 84<br>0-1 HR | | B SL 86<br>C SL 83<br>B SL 86<br>S SI 92<br>S SI 93<br>2-3 ② K | 4 | 1 | 1 | 1 | 0 | 2 | 3 |
| 30 Craig Tatum, R (1, 2)<br>OBP: 0.250, SLG: 0.221<br>17 Laynce Nix, L (7, PH)<br>OBP: 0.291, SLG: 0.475<br>51 Jared Burton, R (8, 1)<br>40 Nick Masset, R (9, 1)<br>60 Kevin Barker, L (9, PH)<br>OBP: 0.343, SLG: 0.387 | | F FF 90<br>B FF 90<br>X CH 82<br>1-1 ③ L6 | | | B FF 89<br>X FF 88<br>1-0 ① G4-3 | | B FF 94<br>B CH 86<br>C FF 93<br>B FF 93<br>F FF 93<br>B FF 93<br>4-2 BB | | F FF 92<br>B SI 93<br>B FF 93<br>X SI 92<br>2-1 ③ G6-3 | 2<br>0<br>0<br>0<br>1 | 0<br>0<br>0<br>0<br>0 | 0<br>0<br>0<br>0<br>0 | 0<br>1<br>0<br>0<br>0 | 0<br>0<br>0<br>0<br>0 | 0<br>0<br>0<br>0<br>0 | 1<br>0<br>0<br>0<br>1 |
| 62 Justin Lehr, R (1, 1)<br>OBP: 0.130, SLG: 0.136<br>50 Pedro Viola, R (7, 1)<br>64 Juan Francisco, L (7, PH)<br>OBP: 0.478, SLG: 0.550<br>37 Corky Miller, R (8, 2)<br>OBP: 0.283, SLG: 0.269 | | | C FF 89<br>T FF 91<br>F FF 91<br>B FF 92<br>X FF 91<br>1-2 ① F8 | | C FF 89<br>B SL 82<br>F SL 82<br>S FF 92<br>1-3 ② K | | F FF 93<br>B FF 93<br>B FC 88<br>X FF 93<br>2-1 ② L7 | | | 2<br>0<br>1<br>0 | 0<br>0<br>0<br>0 | 0<br>0<br>0<br>0 | 0<br>0<br>0<br>0 | 1<br>0<br>0<br>0 | 0<br>0<br>0<br>0 | 0<br>0<br>1<br>0 |
| Inning Stats | R: 0 H: 1<br>E: 0 LOB: 1<br>K: 1 BB: 0<br>S: 9 P: 13 | R: 0 H: 0<br>E: 0 LOB: 1<br>K: 0 BB: 1<br>S: 9 P: 18 | R: 0 H: 1<br>E: 0 LOB: 1<br>K: 0 BB: 0<br>S: 12 P: 15 | R: 0 H: 0<br>E: 0 LOB: 1<br>K: 1 BB: 1<br>S: 9 P: 16 | R: 0 H: 0<br>E: 0 LOB: 0<br>K: 1 BB: 0<br>S: 6 P: 9 | R: 0 H: 1<br>E: 0 LOB: 1<br>K: 1 BB: 0<br>S: 14 P: 18 | R: 1 H: 1<br>E: 0 LOB: 1<br>K: 2 BB: 1<br>S: 12 P: 22 | R: 0 H: 0<br>E: 0 LOB: 0<br>K: 1 BB: 0<br>S: 7 P: 13 | R: 0 H: 1<br>E: 0 LOB: 1<br>K: 1 BB: 0<br>S: 9 P: 14 | 1B: 1 SF: 0<br>2B: 3 SAC: 0<br>3B: 0 DP: 0<br>HR: 1 HBP: 0 | | | | | WP: 0 PA: 35<br>PB: 0<br>SB: 0<br>CS: 0 | |

| PITCHER | | IP | WLS | BF | H | R | ER | SO | BB | IBB | HBP | BLK | WP | HR | S | P | ERA | WHIP |
|---|---|---|---|---|---|---|---|---|---|---|---|---|---|---|---|---|---|---|
| 34 Daniel McCutchen, R<br>ERA: 4.21 | (1, 1) | 6.1 | W | 25 | 4 | 1 | 1 | 5 | 2 | 0 | 0 | 0 | 0 | 1 | 64 | 96 | 1.42 | 0.947 |
| 43 Jesse Chavez, R<br>ERA: 4.01 | (7, 1) | 0.2 | H | 3 | 0 | 0 | 0 | 1 | 1 | 0 | 0 | 0 | 0 | 0 | 7 | 15 | 0.00 | 1.500 |
| 52 Joel Hanrahan, R<br>ERA: 4.78 | (8, 1) | 1.0 | H | 3 | 0 | 0 | 0 | 1 | 0 | 0 | 0 | 0 | 0 | 0 | 7 | 13 | 0.00 | 0.000 |
| 55 Matt Capps, R<br>ERA: 5.8 | (9, 1) | 1.0 | S | 4 | 1 | 0 | 0 | 1 | 0 | 0 | 0 | 0 | 0 | 0 | 9 | 14 | 0.00 | 1.000 |

| PITCHER | IP | WLS | BF | H | R | ER | SO | BB | IBB | HBP | BLK | WP | HR | S | P | ERA | WHIP |
|---|---|---|---|---|---|---|---|---|---|---|---|---|---|---|---|---|---|

# BOTTOM

# Pittsburgh Pirates @ Cincinnati Reds

Great American Ball Park, Cincinnati, OH

Fri Oct 02 2009, 7:10 PM EDT

Att. 16,288 - Clear - 63 F

livebaseballscorecards.com

| | |
|---|---|
| AB | 32 |
| R | 1 |
| H | 5 |
| RBI | 1 |
| BB | 3 |
| SO | 8 |
| LOB | 14 |

# Pittsburgh Pirates @ Cincinnati Reds

Great American Ball Park, Cincinnati, OH

Sat Oct 03 2009, 7:10 PM EDT

Att. 24,539 - Cloudy - 58 F

livebaseballscorecards.com

| Batter | 1 | 2 | 3 | 4 | 5 | 6 | 7 | 8 | 9 | AB | R | H | RBI | BB | SO | LOB |
|---|---|---|---|---|---|---|---|---|---|---|---|---|---|---|---|---|
| 22 Andrew McCutchen, R (1, 8)<br>OBP: 0.361, SLG: 0.470 | B FF 92<br>B FF 91<br>B SL 81<br>C FF 90<br>B SI 91<br>4-1<br>15<br>2B<br>BB | B SL 83<br>X FF 91<br>1-0 ③<br>P6 | | | B SL 81<br>C FF 93<br>B FF 92<br>C SL 82<br>X SL 86<br>2-2<br>15<br>FC6-4<br>1B | | F SL 81<br>B SL 84<br>S CH 87<br>F CH 87<br>B CH 86<br>B SL 84<br>B FF 92<br>4-2<br>15<br>S<br>BB | | C FF 94<br>B FF 95<br>B SL 87<br>B SL 85<br>C FF 94<br>T FF 94<br>3-2 ③<br>K | 3 | 1 | 1 | 0 | 2 | 1 | 0 |
| 15 Andy LaRoche, R (1, 5)<br>OBP: 0.333, SLG: 0.405 | B FF 90<br>B SI 91<br>C FF 91<br>X SI 90<br>2-1<br>24<br>1B<br>1-H<br>2B | | B CH 88<br>X SL 86<br>1-0 ①<br>G1-3 | | C SL 83<br>B FF 91<br>B<br>F SL 83<br>F<br>F SI 93<br>F FF 93<br>F SL 83<br>X SL 85<br>2-2 ③<br>FC6-4<br>1-2f | | C FF 91<br>B FF 91<br>F CH 86<br>X FC 91<br>1-2 ②<br>F7<br>1-2 | | | 4 | 0 | 1 | 1 | 0 | 0 | 2 |
| 46 Garrett Jones, L (1, 3)<br>OBP: 0.371, SLG: 0.571 | B SI 92<br>C SI 91<br>B CH 84<br>D CH 83<br>C FF 92<br>X FF 92<br>3-2 ①<br>F8 | | B CH 80<br>X<br>1-0 ②<br>G3 | | | C CH 85<br>B FF 90<br>X FF 92<br>1-1<br>44<br>BB<br>24<br>HR<br>1B | C SI 84<br>F SI 82<br>B SL 76<br>B SL 74<br>D SL 74<br>F SC 68<br>B SL 75<br>4-2<br>BB | | | 3 | 1 | 1 | 0 | 1 | 0 | 1 |
| 85 Lastings Milledge, R (1, 7)<br>OBP: 0.326, SLG: 0.377 | S SL 82<br>B SI 91<br>C SI 92<br>B SL 84<br>F FF 92<br>X SL 82<br>2-2 ②<br>L8 | | C SL 81<br>X SI 93<br>0-1 ③<br>G4-3 | | | F SI 90<br>X SI 90<br>0-1 ①<br>L8 | C FC 90<br>S SL 82<br>B FC 91<br>X FF 96<br>1-2 ③<br>G3-1 | | | 4 | 0 | 0 | 0 | 0 | 0 | 4 |
| 44 Brandon Moss, L (1, 9)<br>OBP: 0.300, SLG: 0.363 | B SL 83<br>C FF 91<br>F CH 82<br>B FF 92<br>D SL 84<br>B FF 93<br>4-2<br>24<br>1B<br>BB | | | B CH 87<br>B CH 78<br>C SI 90<br>B FF 91<br>B CH 88<br>4-1<br>35<br>CS<br>BB | | B FF 91<br>F SI 90<br>B CH 80<br>B FF 91<br>B SI 90<br>4-1<br>24<br>HR<br>1-2<br>BB | | C FF 93<br>X FS 88<br>0-1 ①<br>F8 | | 1 | 1 | 0 | 0 | 3 | 0 | 0 |
| 24 Delwyn Young, S (1, 4)<br>OBP: 0.328, SLG: 0.385 | B SI 91<br>X CH 83<br>1-0<br>1-2<br>2-3<br>1B | | | C SI 92<br>X SL 81<br>0-1 ①<br>P6 | | B SL 82<br>C CH 82<br>F FF 91<br>X SL 83<br>1-2<br>1-H<br>2-H<br>HR | | C FF 94<br>B FF 93<br>F FS 86<br>B SI 94<br>X FS 89<br>2-2<br>35<br>G5-4-3<br>1B | | 4 | 1 | 3 | 3 | 0 | 0 | 1 |
| 35 Jason Jaramillo, S (1, 2)<br>OBP: 0.309, SLG: 0.364 | F FF 93<br>S FF 93<br>S FF 93<br>0-3 ③<br>K | | | F FF 91<br>B CH 79<br>S CH 82<br>B FF 92<br>B FF 93<br>C SL 84<br>3-3 ②③<br>K<br>1-2 | | C CH 82<br>B FF 92<br>S FF 93<br>B FF 92<br>B FF 93<br>F SL 84<br>S SL 83<br>3-3 ②<br>K | | B FF 95<br>X SI 92<br>1-0 ②③<br>G5-4-3<br>1-2f | | 4 | 0 | 0 | 0 | 0 | 3 | 5 |
| 5 Ramón Vázquez, L (1, 6)<br>OBP: 0.332, SLG: 0.276 | | F CH 87<br>C SL 82<br>F FF 92<br>B SL 84<br>S SL 83<br>1-3 ①<br>K | | | C CH 86<br>X SL 83<br>0-1 ①<br>G5-3 | B FF 93<br>C SL 82<br>B FF 93<br>C FF 93<br>B SL 85<br>F SL 85<br>F FF 93<br>F SL 85<br>C SL 84<br>3-3 ③<br>K | | | C FF 93<br>X FF 94<br>0-1 ①<br>G4-3 | 4 | 0 | 0 | 0 | 0 | 2 | 0 |
| 57 Zach Duke, L (1, 1)<br>OBP: 0.246, SLG: 0.233<br>34 Chris Bootcheck, R (6, 1)<br>18 Neil Walker, S (7, PH)<br>OBP: 0.282, SLG: 0.229<br>58 Steven Jackson, R (7, 1)<br>61 Anthony Claggett, S (8, 1)<br>51 Steve Pearce, R (9, PH)<br>OBP: 0.292, SLG: 0.354 | | C CH 88<br>X SL 82<br>0-1 ②<br>G6-3 | | | C CH 85<br>C FF 93<br>S SL 85<br>0-3 ②<br>K | | C FC 91<br>C CH 86<br>B SL 83<br>X CH 86<br>1-2 ①<br>F8 | | C SL 86<br>B SL 87<br>B FF 94<br>C SL 85<br>X FF 94<br>2-2 ②<br>P4 | 2<br>0<br>1<br>0<br>0<br>0<br>1 | 0<br>0<br>0<br>0<br>0<br>0<br>0 | 0<br>0<br>0<br>0<br>0<br>0<br>0 | 0<br>0<br>0<br>0<br>0<br>0<br>0 | 1<br>0<br>0<br>0<br>0<br>0<br>0 | 0<br>0<br>0<br>0<br>0<br>0<br>0 | 0<br>0<br>0<br>0<br>0<br>0<br>0 |
| Inning Stats | R: 1<br>E: 0<br>K: 1<br>S: 16<br>H: 2<br>LOB: 3<br>BB: 2<br>P: 32 | R: 0<br>E: 0<br>K: 1<br>S: 7<br>H: 0<br>LOB: 0<br>BB: 0<br>P: 9 | R: 0<br>E: 0<br>K: 0<br>S: 4<br>H: 0<br>LOB: 0<br>BB: 0<br>P: 6 | R: 0<br>E: 0<br>K: 1<br>S: 6<br>H: 0<br>LOB: 0<br>BB: 1<br>P: 13 | R: 0<br>E: 0<br>K: 1<br>S: 15<br>H: 1<br>LOB: 1<br>BB: 0<br>P: 19 | R: 3<br>E: 0<br>K: 2<br>S: 18<br>H: 2<br>LOB: 0<br>BB: 1<br>P: 30 | R: 0<br>E: 0<br>K: 0<br>S: 15<br>H: 0<br>LOB: 2<br>BB: 2<br>P: 26 | R: 0<br>E: 0<br>K: 0<br>S: 6<br>H: 1<br>LOB: 0<br>BB: 0<br>P: 9 | R: 0<br>E: 0<br>K: 1<br>S: 8<br>H: 0<br>LOB: 0<br>BB: 0<br>P: 13 | 1B: 4<br>2B: 1<br>3B: 0<br>HR: 1<br>SF: 0<br>SAC: 0<br>DP: 1<br>HBP: 0 | | | | | | |

## TOP

| | |
|---|---|
| AB | 31 |
| R | 4 |
| H | 6 |
| RBI | 4 |
| BB | 6 |
| SO | 7 |
| LOB | 13 |

WP: 0 PA: 37
PB: 0
SB: 1
CS: 1

| PITCHER | | IP | WLS | BF | H | R | ER | SO | BB | IBB | HBP | BLK | WP | HR | S | P | ERA | WHIP |
|---|---|---|---|---|---|---|---|---|---|---|---|---|---|---|---|---|---|---|
| 47 Johnny Cueto, R<br>ERA: 4.41 | (1, 1) | 6.0 | W | 26 | 5 | 4 | 4 | 6 | 4 | 0 | 0 | 0 | 0 | 1 | 66 | 109 | 6.00 | 1.500 |
| 51 Jared Burton, R<br>ERA: 4.47 | (7, 1) | 0.2 | H | 3 | 0 | 0 | 0 | 0 | 1 | 0 | 0 | 0 | 0 | 0 | 9 | 15 | 0.00 | 1.500 |
| 52 Daniel Herrera, L<br>ERA: 3.06 | (7, 1) | 0.0 | | 1 | 0 | 0 | 0 | 0 | 1 | 0 | 0 | 0 | 0 | 0 | 3 | 7 | ∞ | ∞ |
| 40 Nick Masset, R<br>ERA: 2.37 | (7, 1) | 1.1 | H | 4 | 1 | 0 | 0 | 0 | 0 | 0 | 0 | 0 | 0 | 0 | 9 | 13 | 0.00 | 0.750 |
| 48 Francisco Cordero, R<br>ERA: 2.16 | (9, 1) | 1.0 | | 3 | 0 | 0 | 0 | 1 | 0 | 0 | 0 | 0 | 0 | 0 | 8 | 13 | 0.00 | 0.000 |

| PITCHER | IP | WLS | BF | H | R | ER | SO | BB | IBB | HBP | BLK | WP | HR | S | P | ERA | WHIP |
|---|---|---|---|---|---|---|---|---|---|---|---|---|---|---|---|---|---|

# Pittsburgh Pirates @ Cincinnati Reds

Great American Ball Park, Cincinnati, OH

Sat Oct 03 2009, 7:10 PM EDT

Att. 24,539 - Cloudy - 58 F

livebaseballscorecards.com

## BOTTOM

| Batter | 1 | 2 | 3 | 4 | 5 | 6 | 7 | 8 | 9 | AB | R | H | RBI | BB | SO | LOB |
|---|---|---|---|---|---|---|---|---|---|---|---|---|---|---|---|---|
| 6 Drew Stubbs, R (1, 8)<br>OBP: 0.311, SLG: 0.432 | C SI 86<br>B SI 87<br>F CH 81<br>F SI 89<br>B CU 75<br>X SI 89<br>2-2 ① F9 | B CU 74<br>B CU 73<br>C SI 87<br>D CU 74<br>B SI 87<br>4-1 BB | | C CU 73<br>D CU 74<br>X FF 86<br>1-1 ② F7 | | X CU 81<br>0-0 ① SH5-3<br>2-3 | | T FF 90<br>S SL 83<br>B SL 83<br>F SL 82<br>F SI 92<br>F SL 81<br>X SL 83<br>1-2 ① G5-3 | | 3 | 0 | 0 | 0 | 1 | 0 | 1 |
| 7 Paul Janish, R (1, 6)<br>OBP: 0.296, SLG: 0.307 | B SI 89<br>F SI 87<br>B FF 89<br>F SI 88<br>B FF 88<br>X CH 83<br>3-2 ② G5-6-3 | B SI 87<br>X SI 88<br>1-0 ③ F8 | | B CU 73<br>F FF 86<br>B FF 87<br>B SI 87<br>B FF 87<br>4-1 19 2B BB | | F FF 91<br>B FF 92<br>X FF 93<br>1-1 ② SH1<br>3-H | | B FF 91<br>S SI 90<br>C SI 90<br>B SL 82<br>X SL 82<br>2-2 ② L5 | | 3 | 1 | 0 | 1 | 1 | 0 | 3 |
| 19 Joey Votto, L (1, 3)<br>OBP: 0.410, SLG: 0.566 | F FF 88<br>B FF 90<br>B CU 76<br>F SI 89<br>F SI 90<br>B SL 81<br>B SI 90<br>4-2 BB | | C FF 88<br>X CH 82<br>0-1 ① G4-3 | B SL 80<br>B SI 86<br>B SL 81<br>F SI 87<br>X SI 88<br>3-1 ③ 1-H 3-H 2B | | B SI 94<br>B SI 92<br>B SL 90<br>B SI 92<br>4-0 BB | | X SI 90<br>0-0 HR | | 3 | 1 | 2 | 3 | 2 | 0 | 0 |
| 4 Brandon Phillips, R (1, 4)<br>OBP: 0.328, SLG: 0.443 | X SI 89<br>0-0 ③ G4-3 | | B FF 89<br>S<br>X<br>1-1 ② G5-3 | | X SI 86<br>0-0 ① G3-1 | C CU 80<br>1 SAFE<br>F FF 93<br>1 SAFE<br>C CU 81<br>0-3 ③ K | | T FF 91<br>C SL 82<br>X SL 82<br>0-2 1B | | 5 | 0 | 1 | 0 | 0 | 1 | 3 |
| 27 Scott Rolen, R (1, 5)<br>OBP: 0.368, SLG: 0.451 | | B SI 87<br>B SI 88<br>C SI 88<br>F CH 82<br>B FF 88<br>F SI 88<br>B SI 90<br>4-2 16 2B BB | X SI 90<br>0-0 HR | | B SI 86<br>B FF 85<br>C SI 86<br>S CH 79<br>S CH 79<br>2-3 ② K | | X FF 89<br>0-0 ① P2 | B FF 91<br>C FF 90<br>X SI 90<br>1-1 ③ G5-3 | | 4 | 2 | 1 | 1 | 1 | 1 | 1 |
| 31 Jonny Gomes, R (1, 9)<br>OBP: 0.338, SLG: 0.541<br>32 Jay Bruce, L (7, 9)<br>OBP: 0.304, SLG: 0.472 | | B CH 83<br>F FF 89<br>S CH 83<br>B CH 81<br>S CU 75<br>2-3 ① K | C CH 82<br>C FF 87<br>X CU 74<br>0-2 ③ G5-3 | | B CU 73<br>X SI 88<br>1-0 2B | | C FF 89<br>B CH 83<br>B SI 90<br>F SI 90<br>X FF 91<br>2-2 29 BB 1B | | | 3<br>1 | 0<br>0 | 1<br>1 | 0<br>0 | 0<br>0 | 1<br>0 | 1<br>0 |
| 16 Darnell McDonald, R (1, 7)<br>OBP: 0.306, SLG: 0.400 | B CH 82<br>X CH 82<br>1-0 47 SH5-4 1-H 2B | | | B CH 80<br>X SI 86<br>1-0 55 1B 47 PB 1B | C CU 74<br>T CU 72<br>X CU 71<br>0-2 ③ F9 | | X SI 90<br>0-0 ② F8 | | | 4 | 1 | 2 | 1 | 0 | 0 | 2 |
| 55 Ramon Hernandez, R (1, 2)<br>OBP: 0.336, SLG: 0.362<br>3 Willy Taveras, R (6, PR)<br>OBP: 0.275, SLG: 0.285<br>29 Ryan Hanigan, R (7, 2)<br>OBP: 0.362, SLG: 0.332 | B FF 88<br>C CH 82<br>B CU 74<br>B SI 87<br>F CH 81<br>F FF 89<br>B FF 88<br>4-2 47 SH5-4 BB | | | X SI 87<br>0-0 47 SH5-4 47 PB 19 2B 1-3 1B | | C FF 93<br>F FF 93<br>X FF 93<br>0-2 64 2B 2B | 1 SAFE<br>B SI 89<br>B SI 90<br>C SI 90<br>B SI 90<br>B SI 90<br>4-1 1-2 BB | | 2<br>0<br>0 | 1<br>1<br>0 | 2<br>0<br>0 | 0<br>0<br>0 | 1<br>0<br>0 | 0<br>0<br>0 | 0<br>0<br>0 |
| 47 Johnny Cueto, R (1, 1)<br>OBP: 0.184, SLG: 0.130<br>64 Juan Francisco, L (6, PH)<br>OBP: 0.500, SLG: 0.619<br>51 Jared Burton, R (7, 1)<br>52 Daniel Herrera, L (7, 1)<br>40 Nick Masset, R (7, 1)<br>48 Francisco Cordero, R (9, 1) | X FF 87<br>0-0 ② SH5-4 1-2 2-3 | | | B FF 87<br>X<br>1-0 ① SH5-4 1-3 3-H | | B FF 93<br>F FF 92<br>B FF 92<br>B FF 92<br>S FF 92<br>F FF 92<br>X FF 93<br>3-2 6 SH5-3 7 SH1 2-H 2B | B FF 89<br>C SI 90<br>B SI 90<br>C FF 90<br>B FF 90<br>S FF 90<br>3-3 ③ K | | 0<br>1<br>0<br>0<br>1<br>0 | 0<br>1<br>0<br>0<br>0<br>0 | 0<br>1<br>0<br>0<br>0<br>0 | 0<br>1<br>0<br>0<br>0<br>0 | 0<br>1<br>0<br>0<br>1<br>0 | 0<br>0<br>0<br>0<br>2<br>0 | 0<br>0<br>0<br>0<br>0<br>0 |
| Inning Stats | R: 0<br>E: 0<br>K: 0<br>S: 11<br>H: 0<br>LOB: 1<br>BB: 1<br>P: 20 | R: 1<br>E: 0<br>K: 1<br>S: 13<br>H: 1<br>LOB: 3<br>BB: 3<br>P: 29 | R: 1<br>E: 0<br>K: 0<br>S: 8<br>H: 1<br>LOB: 0<br>BB: 0<br>P: 9 | R: 3<br>E: 0<br>K: 0<br>S: 8<br>H: 3<br>LOB: 1<br>BB: 1<br>P: 18 | R: 0<br>E: 0<br>K: 1<br>S: 8<br>H: 1<br>LOB: 1<br>BB: 0<br>P: 11 | R: 2<br>E: 0<br>K: 1<br>S: 13<br>H: 2<br>LOB: 2<br>BB: 1<br>P: 21 | R: 0<br>E: 0<br>K: 1<br>S: 9<br>H: 1<br>LOB: 2<br>BB: 1<br>P: 18 | R: 1<br>E: 0<br>K: 0<br>S: 15<br>H: 2<br>LOB: 1<br>BB: 0<br>P: 19 | | 1B: 4<br>2B: 5<br>3B: 0<br>HR: 2 | SF: 0<br>SAC: 4<br>DP: 0<br>HBP: 0 | | WP: 0<br>PB: 1<br>SB: 0<br>CS: 0 | PA: 41 | | |

| | AB | 30 |
|---|---|---|
| | R | 8 |
| | H | 11 |
| | RBI | 7 |
| | BB | 7 |
| | SO | 4 |
| | LOB | 13 |

| PITCHER | | IP | WLS | BF | H | R | ER | SO | BB | IBB | HBP | BLK | WP | HR | S | P | ERA | WHIP |
|---|---|---|---|---|---|---|---|---|---|---|---|---|---|---|---|---|---|---|
| 57 Zach Duke, L<br>ERA: 4.06 | (1, 1) | 5.0 | L | 25 | 6 | 5 | 5 | 2 | 5 | 0 | 0 | 0 | 0 | 1 | 48 | 87 | 9.00 | 2.200 |
| 34 Chris Bootcheck, R<br>ERA: 11.05 | (6, 1) | 1.0 | | 6 | 2 | 2 | 2 | 1 | 1 | 0 | 0 | 0 | 0 | 0 | 13 | 21 | 18.00 | 3.000 |
| 58 Steven Jackson, R<br>ERA: 3.19 | (7, 1) | 1.0 | | 5 | 1 | 0 | 0 | 1 | 1 | 0 | 0 | 0 | 0 | 0 | 9 | 18 | 0.00 | 2.000 |
| 61 Anthony Claggett, R<br>ERA: 27.0 | (8, 1) | 1.0 | | 5 | 2 | 1 | 1 | 0 | 0 | 0 | 0 | 0 | 0 | 1 | 15 | 19 | 9.00 | 2.000 |

| PITCHER | IP | WLS | BF | H | R | ER | SO | BB | IBB | HBP | BLK | WP | HR | S | P | ERA | WHIP |
|---|---|---|---|---|---|---|---|---|---|---|---|---|---|---|---|---|---|

# Pittsburgh Pirates @ Cincinnati Reds

Great American Ball Park, Cincinnati, OH

Sun Oct 04 2009, 1:10 PM EDT

Att. 20,940 - Partly Cloudy - 58 F

TOP

livebaseballscorecards.com

| Batter | 1 | 2 | 3 | 4 | 5 | 6 | 7 | 8 | 9 | AB | R | H | RBI | BB | SO | LOB |
|---|---|---|---|---|---|---|---|---|---|---|---|---|---|---|---|---|
| 22 Andrew McCutchen, R (1, 8) OBP: 0.365, SLG: 0.471 | B FF 92<br>C FF 91<br>X SI 91<br>1-1<br>46<br>1B<br>1B | | B SL 86<br>B FF 93<br>B FF 92<br>B FF 92<br>4-0<br>15<br>S<br>BB | | B SL 84<br>C FF 93<br>B FF 94<br>B FF 93<br>C FF 93<br>B KC 74<br>4-2<br>85<br>S<br>BB | | C FF 91<br>B FF 91<br>X CH 86<br>1-1<br>15<br>FC5-4<br>1B | S FF 89<br>S FF 89<br>F FF 89<br>X CH 83<br>0-2<br>② ③<br>G4-3<br>1-2f | | 3 | 0 | 2 | 0 | 2 | 0 | 2 |
| 15 Andy LaRoche, R (1, 5) OBP: 0.330, SLG: 0.401 | 1 SAFE<br>1 SAFE<br>C FF 92<br>F FF 91<br>B FF 92<br>S KC 76<br>1-3<br>①<br>K | | B FF 93<br>C KC 73<br>C FF 92<br>S FF 92<br>1-3<br>②<br>K<br>1-2 | | F FF 91<br>S FF 94<br>F KC 76<br>F FF 91<br>B FF 93<br>F FF 93<br>S FF 94<br>1-3<br>①<br>K | | F FF 91<br>D CH 87<br>F FF 91<br>B FF 92<br>X FF 92<br>2-2<br>①<br>FC5-4<br>85<br>FC3-6<br>46<br>HBP<br>1-2f | | F FF 93<br>F SL 83<br>B FC 94<br>B SL 84<br>X SL 84<br>2-2<br>①<br>G5-3 | 5 | 0 | 0 | 0 | 0 | 3 | 5 |
| 46 Garrett Jones, L (1, 3) OBP: 0.372, SLG: 0.567 | B CH 85<br>S FF 91<br>C FF 90<br>1 SAFE<br>B FF 91<br>B<br>X<br>3-2<br>1-2<br>1B | | B CH 86<br>B CH 87<br>C FF 93<br>F FF 92<br>B FF 94<br>X KC 76<br>3-2<br>③<br>G4-3 | | B FF 93<br>B CH 86<br>S SI 92<br>F FF 92<br>1 SAFE<br>C FF 92<br>2-3<br>②<br>K | | B FF 91<br>S CH 87<br>C FF 91<br>H SL 84<br>2-2<br>85<br>FC3-6<br>1-2<br>HBP | | S SL 84<br>S FF 95<br>X FF 95<br>0-2<br>②<br>P6 | 4 | 0 | 1 | 0 | 0 | 1 | 3 |
| 85 Lastings Milledge, R (1, 7) OBP: 0.323, SLG: 0.373 | C SL 83<br>B FF 92<br>B FF 91<br>S SL 83<br>B FF 93<br>F FF 92<br>X<br>3-2<br>②<br>F8 | | | B FF 91<br>C KC 74<br>B FF 92<br>X FF 93<br>2-1<br>24<br>SH1-3<br>44<br>1B<br>23<br>FC1-2<br>1B | B FF 95<br>C KC 77<br>F KC 75<br>B FF 93<br>S FF 93<br>2-3<br>③<br>K<br>1-2 | | T FC 91<br>S FF 93<br>X FF 91<br>0-2<br>②<br>FC3-6<br>44<br>BB<br>1-2f<br>2-3 | | C SL 84<br>S SL 84<br>B FF 96<br>F FF 96<br>B SL 85<br>B SL 84<br>X FF 96<br>3-2<br>③<br>F9 | 5 | 0 | 1 | 0 | 0 | 1 | 6 |
| 44 Brandon Moss, L (1, 9) OBP: 0.304, SLG: 0.364 | B KC 75<br>F CH 86<br>B FF 91<br>B CH 86<br>X FF 90<br>3-1<br>③<br>F7 | | | C KC 75<br>1 SAFE<br>X CH 86<br>0-1<br>23<br>FC1-2<br>24<br>SH1-3<br>1-2<br>1B | | B FF 92<br>B CH 89<br>B FF 93<br>B FF 91<br>4-0<br>24<br>G4-6-3<br>BB | B FF 92<br>S CH 87<br>B FF 92<br>F FF 91<br>B FF 92<br>B FC 92<br>4-2<br>1-2<br>BB | | | 2 | 0 | 1 | 0 | 2 | 0 | 2 |
| 24 Delwyn Young, S (1, 4) OBP: 0.326, SLG: 0.381 | | B FF 92<br>X FF 93<br>1-0<br>①<br>G4-3 | | X KC 74<br>0-0<br>①<br>SH1-3<br>1-2<br>2-3 | | C FF 91<br>B FF 92<br>X FF 93<br>1-1<br>①<br>②<br>G4-6-3<br>1-2f | B FC 90<br>B FF 91<br>F FC 91<br>X FF 90<br>2-2<br>③<br>F8 | | | 3 | 0 | 0 | 0 | 0 | 0 | 4 |
| 23 Robinzon Diaz, R (1, 2) OBP: 0.307, SLG: 0.357 | | C FF 93<br>X SL 86<br>0-1<br>②<br>G6-3 | | B FF 93<br>F FF 94<br>X FF 93<br>1-1<br>②<br>FC1-2<br>2-3<br>3-H | | C FF 94<br>X FF 93<br>0-1<br>36<br>1B<br>1B | | C FF 90<br>S CH 82<br>B CH 82<br>X FF 90<br>1-2<br>5<br>1B<br>1B | | 4 | 0 | 2 | 0 | 0 | 0 | 2 |
| 36 Luis Alfonso Cruz, R (1, 6) OBP: 0.282, SLG: 0.229 | | C FF 92<br>F FF 94<br>B FF 93<br>C FF 93<br>1-3<br>③<br>K | | F FF 95<br>X FF 95<br>0-1<br>③<br>F8 | | F FF 92<br>X KC 74<br>0-1<br>1-2<br>1B | | F FF 89<br>X FF 89<br>0-1<br>①<br>F8 | | 4 | 0 | 1 | 0 | 0 | 1 | 3 |
| 27 Jeff Karstens, R (1, 1)<br>58 Steven Jackson, R (3, 1)<br>32 Phil Dumatrait, R (4, 1)<br>51 Steve Pearce, R (5, PH)<br>56 Donnie Veal, L (6, 1)<br>18 Neil Walker, S (6, PH)<br>54 Denny Bautista, R (8, 1)<br>50 Virgil Vasquez, R (7, 1)<br>5 Ramón Vázquez, L (8, PH)<br>17 Eric Hacker, S (8, 1) | | | C FF 92<br>S FF 93<br>B FF 92<br>F FF 93<br>B FF 91<br>F FF 92<br>F KC 75<br>C<br>2-3<br>①<br>K | | C FF 93<br>B FF 95<br>B FF 94<br>B FF 94<br>X FF 94<br>3-1<br>3B | S FF 94<br>B FF 94<br>F FF 92<br>F FF 94<br>B FF 94<br>X KC 78<br>2-2<br>③<br>L7 | | F FF 90<br>X CH 82<br>0-1<br>22<br>G4-3<br>1-2<br>1B | | 1 0 0 0 0 1 0<br>0 0 0 0 0 0 0<br>0 0 0 0 0 0 0<br>1 0 1 0 0 0 0<br>0 0 0 0 0 0 0<br>1 0 0 0 0 0 2<br>0 0 0 0 0 0 0<br>0 0 0 0 0 0 0<br>1 0 1 0 0 0 0<br>0 0 0 0 0 0 0 | | | | | | |
| Inning Stats | R: 0<br>E: 0<br>K: 1<br>S: 14<br>H: 2<br>LOB: 2<br>BB: 0<br>P: 25 | R: 0<br>E: 0<br>K: 1<br>S: 6<br>H: 0<br>LOB: 0<br>BB: 0<br>P: 8 | R: 0<br>E: 0<br>K: 2<br>S: 12<br>H: 0<br>LOB: 1<br>BB: 1<br>P: 22 | R: 0<br>E: 0<br>K: 0<br>S: 9<br>H: 2<br>LOB: 2<br>BB: 0<br>P: 12 | R: 0<br>E: 0<br>K: 3<br>S: 16<br>H: 1<br>LOB: 2<br>BB: 1<br>P: 28 | R: 0<br>E: 0<br>K: 0<br>S: 10<br>H: 2<br>LOB: 2<br>BB: 1<br>P: 17 | R: 0<br>E: 0<br>K: 0<br>S: 15<br>H: 1<br>LOB: 3<br>BB: 1<br>P: 26 | R: 0<br>E: 0<br>K: 0<br>S: 11<br>H: 2<br>LOB: 1<br>BB: 0<br>P: 12 | R: 0<br>E: 0<br>K: 0<br>S: 10<br>H: 0<br>LOB: 0<br>BB: 0<br>P: 15 | 1B: 9<br>2B: 0<br>3B: 1<br>HR: 0<br>SF: 0<br>SAC: 1<br>DP: 2<br>HBP: 1 | | | | | | |

| | AB | 34 |
|---|---|---|
| | R | 0 |
| | H | 10 |
| | RBI | 0 |
| | BB | 4 |
| | SO | 7 |
| | LOB | 29 |

WP: 0 PA: 40
PB: 0
SB: 2
CS: 0

| PITCHER | | IP | WLS | BF | H | R | ER | SO | BB | IBB | HBP | BLK | WP | HR | S | P | ERA | WHIP |
|---|---|---|---|---|---|---|---|---|---|---|---|---|---|---|---|---|---|---|
| 34 Homer Bailey, R<br>ERA: 4.53 | (1, 1) | 6.0 | W | 27 | 7 | 0 | 0 | 7 | 3 | 0 | 0 | 0 | 0 | 0 | 67 | 112 | 0.00 | 1.667 |
| 51 Jared Burton, R<br>ERA: 4.4 | (7, 1) | 1.0 | | 6 | 1 | 0 | 0 | 0 | 1 | 0 | 1 | 0 | 0 | 0 | 15 | 26 | 0.00 | 2.000 |
| 58 Ramon Ramirez, R<br>ERA: 3.65 | (8, 1) | 1.0 | | 4 | 2 | 0 | 0 | 0 | 0 | 0 | 0 | 0 | 0 | 0 | 11 | 12 | 0.00 | 2.000 |
| 46 Carlos Fisher, R<br>ERA: 4.47 | (9, 1) | 1.0 | | 3 | 0 | 0 | 0 | 0 | 0 | 0 | 0 | 0 | 0 | 0 | 10 | 15 | 0.00 | 0.000 |

| PITCHER | IP | WLS | BF | H | R | ER | SO | BB | IBB | HBP | BLK | WP | HR | S | P | ERA | WHIP |
|---|---|---|---|---|---|---|---|---|---|---|---|---|---|---|---|---|---|

# Pittsburgh Pirates @ Cincinnati Reds

Great American Ball Park, Cincinnati, OH

Sun Oct 04 2009, 1:10 PM EDT

Att. 20,940 - Partly Cloudy - 58 F

BOTTOM

| Batter | 1 | 2 | 3 | 4 | 5 | 6 | 7 | 8 | 9 | AB | R | H | RBI | BB | SO | LOB |
|---|---|---|---|---|---|---|---|---|---|---|---|---|---|---|---|---|
| 6 Drew Stubbs, R (1, 8)<br>OBP: 0.323, SLG: 0.439 | C FF 87<br>F SL 78<br>B SL 78<br>B CU 69<br>B FC 88<br>F FF 87<br>F FF 88<br>X SL 78<br>3-2<br>7 SH1-3<br>4 2B<br>1B | | X SL 78<br>0-0<br>4 WP<br>19 1B<br>4 G5-3<br>1B | | C FF 90<br>C FF 91<br>C CU 78<br>0-3 ①<br>K | F FF 92<br>S FF 92<br>B FF 92<br>B SI 91<br>F FF 92<br>X FF 92<br>2-2<br>19 1B<br>1-2<br>1B | | C SL 83<br>B SL 85<br>C CU 76<br>B CU 75<br>F FF 93<br>F FF 92<br>B FF 92<br>B FF 92<br>4-2<br>15 FC1-6<br>BB | | 4 | 2 | 3 | 0 | 1 | 1 | 0 |
| 7 Paul Janish, R (1, 6)<br>OBP: 0.296, SLG: 0.305<br>15 Drew Sutton, S (8, PH)<br>OBP: 0.297, SLG: 0.348<br>(9, 6) | 1 SAFE<br>X FF 88<br>0-0 ①<br>SH1-3<br>1-2 | | C FF 87<br>1 SAFE<br>B CU 69<br>1 SAFE<br>F CU 75<br>F FF 87<br>1 SAFE<br>X FF 86<br>1-2 ①<br>F9 | | B FF 90<br>S FF 92<br>B FF 92<br>B FF 90<br>D FF 92<br>4-1<br>19 1B<br>19 S<br>4 2B<br>BB | B FF 92<br>B FF 92<br>B FF 92<br>C FF 92<br>F FF 92<br>F FF 92<br>X FF 92<br>3-2 ①<br>F7 | | F SI 89<br>B FF 92<br>B SI 90<br>C FF 91<br>B FF 90<br>X FF 89<br>3-2 ②<br>FC1-6<br>1-2f | 2<br>1 | 1<br>0 | 0<br>0 | 0<br>0 | 1<br>0 | 0<br>0 | 3<br>1 |
| 19 Joey Votto, L (1, 3)<br>OBP: 0.414, SLG: 0.567<br>46 Carlos Fisher, R (9, 1) | 2 SAFE<br>B CH 79<br>D CH 81<br>B FF 88<br>B FF 89<br>4-0<br>4 2B<br>BB | | C SL 75<br>X CH 80<br>0-1<br>4 WP<br>1-2<br>1B | | D CU 77<br>B FF 90<br>D FF 91<br>C FF 90<br>C CU 76<br>X CU 76<br>3-2<br>4 2B<br>27 3B<br>1-3<br>1B | B FF 93<br>X CH 86<br>1-0<br>4 G6-3<br>1-2<br>2-3<br>1B | | C FF 92<br>B FF 89<br>F SL 85<br>X SL 83<br>1-2 ③<br>G4-3 | 4<br>0 | 1<br>0 | 3<br>0 | 0<br>0 | 1<br>0 | 0<br>0 | 1<br>0 |
| 4 Brandon Phillips, R (1, 4)<br>OBP: 0.329, SLG: 0.447 | B SL 78<br>C SL 78<br>C CU 72<br>D CU 71<br>X FF 89<br>2-2<br>1-3<br>2-H<br>2B | | C SL 79<br>F FF 88<br>B CH 82<br>X CH 80<br>1-2 ②<br>G5-3<br>1-2<br>2-H | | B CU 76<br>C CU 77<br>X CU 77<br>1-1<br>27 3B<br>1-3<br>3-H<br>2B | X SI 93<br>0-0 ②③<br>G6-3<br>1-2f | | | | 4 | 1 | 2 | 3 | 0 | 0 | 4 |
| 27 Scott Rolen, R (1, 5)<br>OBP: 0.368, SLG: 0.455<br>23 Adam Rosales, R (7, PH)<br>OBP: 0.303, SLG: 0.317<br>(8, 5) | C FF 89<br>F FF 89<br>X CU 72<br>0-2 ②<br>P6 | | F FF 86<br>B FF 88<br>X CH 87<br>1-1 ③<br>F8 | | B FF 91<br>X FF 90<br>1-0<br>32 1B<br>2-H<br>3-H<br>3B | | C FF 88<br>C CU 72<br>B CU 74<br>F CU 73<br>F FF 91<br>B FF 90<br>S CU 74<br>2-3 ①<br>K | | | 3<br>1 | 1<br>0 | 1<br>0 | 2<br>0 | 0<br>0 | 0<br>1 | 3<br>0 |
| 32 Jay Bruce, L (1, 9)<br>OBP: 0.303, SLG: 0.470 | B CH 79<br>X CH 80<br>1-0 ③<br>G3-1 | | | B SI 91<br>C SI 92<br>S SI 91<br>F SI 92<br>B SL 80<br>B SL 80<br>X SL 79<br>3-2 ①<br>P5 | B FF 90<br>X FF 92<br>1-0<br>37 FC6-4<br>3-H<br>1B | | F FF 91<br>S FF 92<br>F FF 92<br>X FF 92<br>0-2 ②<br>F7 | | | 4 | 0 | 1 | 1 | 0 | 0 | 2 |
| 17 Laynce Nix, L (1, 7)<br>OBP: 0.291, SLG: 0.476 | | F FC 87<br>C CH 80<br>B CU 71<br>F CU 70<br>F FC 87<br>T FF 87<br>1-2 ①<br>K | | B SI 90<br>X SL 79<br>1-0 ②<br>G3-1 | B CU 77<br>B FF 91<br>F FF 92<br>B FF 93<br>X FF 92<br>3-1 ②<br>F8 | | X CU 74<br>0-0<br>2B | | | 4 | 0 | 1 | 0 | 0 | 1 | 1 |
| 37 Corky Miller, R (1, 2)<br>OBP: 0.284, SLG: 0.263<br>29 Ryan Hanigan, R (7, PH)<br>OBP: 0.361, SLG: 0.331<br>(8, 2) | | X FF 87<br>0-0 ②<br>P4 | | S SI 91<br>F SI 90<br>B SI 92<br>B SI 92<br>F SL 81<br>B SI 92<br>B SI 92<br>4-2<br>BB | X FF 92<br>0-0 ③<br>FC6-4<br>1-2f | | C FF 91<br>F FF 91<br>S FF 90<br>0-3 ③<br>K | | | 2<br>1 | 0<br>0 | 0<br>0 | 0<br>0 | 1<br>1 | 0<br>1 | 1<br>1 |
| 34 Homer Bailey, R (1, 1)<br>OBP: 0.079, SLG: 0.079<br>64 Juan Francisco, L (6, PH)<br>OBP: 0.520, SLG: 0.619<br>51 Jared Burton, R (7, 1)<br>58 Ramon Ramirez, R (8, 1)<br>60 Kevin Barker, L (8, PH)<br>OBP: 0.333, SLG: 0.375<br>(9, 3) | | B FF 87<br>B FF 84<br>B FF 85<br>C FF 85<br>C FF 85<br>S FF 86<br>3-3 ③<br>K | | B SI 91<br>C SI 90<br>C SI 92<br>F SI 92<br>S SI 91<br>1-3 ③<br>K | | B FF 92<br>C FF 92<br>F FF 92<br>B FF 92<br>F FF 91<br>B FF 93<br>B FF 91<br>4-2<br>19 1B<br>6 1B<br>BB | | S SI 91<br>T FF 92<br>B FF 93<br>B FF 91<br>S CU 75<br>2-3 ①<br>K | | 2<br>0<br>0<br>0<br>1 | 0<br>0<br>0<br>0<br>0 | 0<br>0<br>0<br>0<br>0 | 0<br>0<br>0<br>0<br>0 | 2<br>1<br>0<br>0<br>0 | 0<br>0<br>0<br>0<br>0 | 1<br>0<br>0<br>0<br>0 |
| Inning Stats | R: 1<br>E: 0<br>K: 0<br>S: 13<br>H: 2<br>LOB: 2<br>BB: 1<br>P: 23 | R: 0<br>E: 0<br>K: 2<br>S: 9<br>H: 0<br>LOB: 0<br>BB: 0<br>P: 13 | R: 1<br>E: 0<br>K: 0<br>S: 12<br>H: 2<br>LOB: 1<br>BB: 0<br>P: 15 | R: 0<br>E: 0<br>K: 1<br>S: 12<br>H: 0<br>LOB: 1<br>BB: 1<br>P: 21 | R: 4<br>E: 0<br>K: 1<br>S: 14<br>H: 4<br>LOB: 1<br>BB: 1<br>P: 27 | R: 0<br>E: 0<br>K: 0<br>S: 13<br>H: 2<br>LOB: 2<br>BB: 1<br>P: 23 | R: 0<br>E: 0<br>K: 2<br>S: 13<br>H: 1<br>LOB: 1<br>BB: 0<br>P: 15 | R: 0<br>E: 0<br>K: 1<br>S: 13<br>H: 0<br>LOB: 1<br>BB: 1<br>P: 23 | | 1B: 7<br>2B: 3<br>3B: 1<br>HR: 0<br>SF: 0<br>SAC: 1<br>DP: 1<br>HBP: 0 | | | | | | |

livebaseballscorecards.com

| | |
|---|---|
| AB | 33 |
| R | 6 |
| H | 11 |
| RBI | 6 |
| BB | 5 |
| SO | 7 |
| LOB | 18 |

WP: 1 PB: 0 SB: 1 CS: 0 PA: 39

| PITCHER | | IP | WLS | BF | H | R | ER | SO | BB | IBB | HBP | BLK | WP | HR | S | P | ERA | WHIP |
|---|---|---|---|---|---|---|---|---|---|---|---|---|---|---|---|---|---|---|
| 27 Jeff Karstens, R<br>ERA: 5.42 | (1, 1) | 2.1 | L | 12 | 4 | 2 | 2 | 2 | 1 | 0 | 0 | 0 | 0 | 0 | 29 | 44 | 7.71 | 2.143 |
| 58 Steven Jackson, R<br>ERA: 3.14 | (3, 1) | 0.2 | | 2 | 0 | 0 | 0 | 0 | 0 | 0 | 0 | 0 | 1 | 0 | 5 | 7 | 0.00 | 0.000 |
| 32 Phil Dumatrait, L<br>ERA: 6.92 | (4, 1) | 1.0 | | 4 | 0 | 0 | 0 | 1 | 1 | 0 | 0 | 0 | 0 | 0 | 12 | 21 | 0.00 | 1.000 |
| 56 Donnie Veal, L<br>ERA: 7.16 | (5, 1) | 1.0 | | 8 | 4 | 4 | 4 | 1 | 1 | 0 | 0 | 0 | 0 | 0 | 14 | 27 | 36.00 | 5.000 |
| 54 Denny Bautista, R<br>ERA: 5.27 | (6, 1) | 1.0 | | 5 | 2 | 0 | 0 | 0 | 1 | 0 | 0 | 0 | 0 | 0 | 13 | 23 | 0.00 | 3.000 |
| 50 Virgil Vasquez, R<br>ERA: 5.84 | (7, 1) | 1.0 | | 4 | 1 | 0 | 0 | 2 | 0 | 0 | 0 | 0 | 0 | 0 | 13 | 15 | 0.00 | 1.000 |
| 17 Eric Hacker, R<br>ERA: 6.0 | (8, 1) | 1.0 | | 4 | 0 | 0 | 0 | 1 | 1 | 0 | 0 | 0 | 0 | 0 | 13 | 23 | 0.00 | 1.000 |