

Pittsburgh Pirates - 2010

Batter	1	2	3	4	5	6	7	8	9	AB	R	H	RBI	BB	SO	LOB
11 Austin Smith, L (1, 8) OBP: 0.250, SLG: 0.250										4	0	1	0	0	3	3
28 Anthony Figliola, R (1, 5) OBP: 0.250, SLG: 0.250										4	0	1	0	0	1	2
25 Austin Chubb, R (1, 2)										4	0	0	0	0	2	3
30 B.J. Zimmerman, L (1, 3) OBP: 0.750, SLG: 1.667										3	1	2	1	1	0	0
24 Tyler Rocklein, R (1, 10) OBP: 0.500, SLG: 0.333										3	0	1	0	1	1	1
8 Brandon Patterson, R (1, 9) OBP: 0.250, SLG: 0.333										3	0	1	0	0	1	3
L.B. Dantzier, L (1, 4) (6, 5)										2	0	0	0	1	1	3
5 Colton Speed, L (1, 7) OBP: 0.500, SLG: 0.500										2	0	1	0	0	0	0
22 Hunter Ovens, R (6, PH)										1	0	0	0	0	1	2
32 Michael Shreves, R (6, 7)										0	0	0	0	0	0	0
4 Nick Goody, R (1, 6) OBP: 0.500, SLG: 0.500										2	0	1	0	0	1	3
31 Dan Watson, R (6, PH)										0	0	0	0	1	0	0
3 Brice Alumbaugh, R (6, 6)										0	0	0	0	0	0	0
Inning Stats	R: 0 H: 0 E: 0 K: 2 S: 7	H: 0 R: 0 ER: 0 LOB: 1 BB: 1 P: 9	H: 2 R: 0 ER: 0 LOB: 2 BB: 0 P: 7	H: 2 R: 0 ER: 0 LOB: 3 BB: 1 P: 13	H: 0 R: 0 ER: 0 LOB: 0 BB: 0 P: 7	H: 1 R: 0 ER: 0 LOB: 2 BB: 2 P: 19	H: 3 R: 0 ER: 0 LOB: 0 BB: 0 P: 5			1B: 7 2B: 0 3B: 0 HR: 1	SF: 0 SAC: 0 DP: 1 HBP: 1	WP: 0 PB: 0 CS: 0	PA: 33			
PITCHER	IP WLS BF H R ER SO BB IBB HBP BLK WP HR S P ERA WHIP	IP WLS BF H R ER SO BB IBB HBP BLK WP HR S P ERA WHIP	IP WLS BF H R ER SO BB IBB HBP BLK WP HR S P ERA WHIP	IP WLS BF H R ER SO BB IBB HBP BLK WP HR S P ERA WHIP	IP WLS BF H R ER SO BB IBB HBP BLK WP HR S P ERA WHIP	IP WLS BF H R ER SO BB IBB HBP BLK WP HR S P ERA WHIP	IP WLS BF H R ER SO BB IBB HBP BLK WP HR S P ERA WHIP			83 Jeff Sues, R (6, 1) ERA: 9.0	83 Jeff Sues, R (6, 1) ERA: 9.0	78 Anthony Claggett, R (7, 1) ERA: 0.0	78 Anthony Claggett, R (7, 1) ERA: 0.0			

TOP

State College of Florida, Manatee-Sarasota @ Pittsburgh Pirates
McKechnie Field, Bradenton, FL
Tue Mar 02 2010, 12:09 PM - 2:13 PM EST
Att: 1,872 - Cloudy - 63 F

AB	R	H	RBI	BB	SO	LOB
28	1	8	1	4	11	20

Batter	1	2	3	4	5	6	7	8	9	AB	R	H	RBI	BB	SO	LOB
43 Gorkys Hernández, R (1, 8)										4	0	0	0	0	2	5
58 John Raynor, R (1, 7)										3	1	0	0	0	1	2
61 Jonathan Van Every, L (5, 7)										1	0	0	0	0	1	0
31 Jose Tabata, R (1, 9) OBP: 0.250, SLG: 0.500										4	0	1	0	0	1	1
17 Pedro Alvarez, L (1, 5) OBP: 0.750, SLG: 1.000										4	1	3	1	0	0	1
51 Steve Pearce, R (1, 3) OBP: 0.250, SLG: 1.000										4	1	1	2	0	1	3
44 Brandon Moss, L (1, 10) OBP: 1.000, SLG: 3.000										2	2	2	1	0	0	0
18 Neil Walker, S (5, PH) (6, 10)										1	0	0	0	0	1	0
67 Erik Kratz, R (1, 2) OBP: 1.000, SLG: 2.500										2	1	2	2	0	0	0
75 Luke Carlin, S (5, 2)										0	0	0	0	1	0	0
73 Argenis Diaz, R (1, 6)										2	0	0	0	0	1	1
80 Brian Friday, R (5, 6)										1	0	0	0	0	0	1
82 Doug Bernier, R (1, 4)										2	0	0	0	1	0	2
Inning Stats	R: 1 H: 1 E: 1 K: 2 S: 9	H: 2 R: 1 ER: 1 LOB: 2 BB: 0 P: 8	H: 4 R: 4 ER: 0 LOB: 1 BB: 0 P: 15	H: 1 R: 0 ER: 0 LOB: 1 BB: 0 P: 8	H: 0 R: 0 ER: 0 LOB: 2 BB: 2 P: 15	H: 1 R: 0 ER: 0 LOB: 1 BB: 0 P: 6				1B: 3 2B: 3 3B: 0 HR: 3	SF: 0 SAC: 0 DP: 0 HBP: 0	WP: 0 PB: 0 CS: 0	PA: 32			
PITCHER	IP WLS BF H R ER SO BB IBB HBP BLK WP HR S P ERA WHIP	IP WLS BF H R ER SO BB IBB HBP BLK WP HR S P ERA WHIP	IP WLS BF H R ER SO BB IBB HBP BLK WP HR S P ERA WHIP	IP WLS BF H R ER SO BB IBB HBP BLK WP HR S P ERA WHIP	IP WLS BF H R ER SO BB IBB HBP BLK WP HR S P ERA WHIP	IP WLS BF H R ER SO BB IBB HBP BLK WP HR S P ERA WHIP	IP WLS BF H R ER SO BB IBB HBP BLK WP HR S P ERA WHIP			9 Jeremy Strawn, R (6, 1) ERA: 0.0	9 Jeremy Strawn, R (6, 1) ERA: 0.0					

BOTTOM

State College of Florida, Manatee-Sarasota @ Pittsburgh Pirates
McKechnie Field, Bradenton, FL
Tue Mar 02 2010, 12:09 PM - 2:13 PM EST
Att: 1,872 - Cloudy - 63 F

AB	R	H	RBI	BB	SO	LOB
30	6	9	6	2	8	16

Batter	1	2	3	4	5	6	7	8	9	AB	R	H	RBI	BB	SO	LOB	TOP
22 Andrew McCutchen, R (1.8) OBP: 0.500, SLG: 0.500 43 Gorkys Hernandez, R (5.8)	1-2 3 E 1B		0-2 G5-3			0-0 G6-3		0-3 K		2	0	1	0	0	0	0	Pittsburgh Pirates @ New York Yankees George M. Steinbrenner Field, Tampa, FL Wed Mar 03 2010, 1:16 PM - 3:45 PM EST Att: 9,278 - Cloudy - 55 F
3 Akinori Iwamura, L (1.4) 24 Delwyn Young, S (5.4)	3-2 SAFE G1-3			0-0 L7			3-2 31 1B E HBP		1-0 G4-3	2	0	0	0	0	0	1	
46 Garrett Jones, L (1.9) 31 Jose Tabata, R (5.9) OBP: 0.500, SLG: 0.500	1-2 F8			3-3 K			1-2 67 E 1B		3-1 F8	2	0	0	0	0	1	1	
41 Ryan Doumit, S (1.2) 67 Erik Kratz, R (5.2) OBP: 1.000, SLG: 2.000 81 Hector Gimenez, S (9. PH) (9.2)	1-2 G3			2-0 G5-3			1-1 67 E 1B		0-1 F8	2	0	0	0	0	0	1	
19 Ryan Church, L (1.10)		1-1 G4-3			0-1 F9				0-0 G3							0	
85 Lastings Milledge, R (1.7) 58 John Raynor, R (5.7)		2-3 K			0-1 F7			3-H 0-0 F8			2	0	0	0	0	1	
6 Jeff Clement, L (1.3) 51 Steve Pearce, R (5.3)		2-2 G4-3			3-2 G4-3			0-3 K				2	0	0	0	0	
15 Andy LaRoche, R (1.5) 17 Pedro Alvarez, L (6.5)			2-2 G6-3			0-3 K			0-3 K			2	0	0	0	1	
5 Ronny Cedeno, R (1.6) 73 Argenis Diaz, R (6.6)			0-0 G6-3			0-0 F7			3-3 K			2	0	0	0	0	
												1B: 2	SF: 0	WP: 0	PA: 31		
Inning Stats	R: 0 H: 1 E: 1 K: 0 S: 14	L: 0 R: 0 ER: 0 SO: 14	H: 0 R: 0 ER: 0 SO: 9	H: 0 R: 0 ER: 0 SO: 7	H: 0 R: 0 ER: 0 SO: 5	H: 0 R: 0 ER: 0 SO: 7	H: 0 R: 0 ER: 0 SO: 5	H: 2 R: 0 ER: 1 K: 1 S: 13	H: 0 R: 0 ER: 0 SO: 12	H: 0 R: 0 ER: 0 SO: 9	H: 0 R: 0 ER: 0 SO: 9	1B: 2 2B: 1 3B: 0 HR: 0	SF: 0 SAC: 0 DP: 0 HBP: 1	WP: 0 PB: 0 SB: 0 CS: 0			
PITCHER	IP: 2.0 WLS: 1 BF: 7 H: 1 R: 0 ER: 0 SO: 1 BB: 0 IBB: 0 HBP: 0 BLK: 0 WP: 0 HR: 0 S: 23 P: 34 ERA: 0.00 WHIP: 0.500	IP: 2.0 WLS: 0 BF: 6 H: 0 R: 0 ER: 0 SO: 1 BB: 0 IBB: 0 HBP: 0 BLK: 0 WP: 0 HR: 0 S: 12 P: 19 ERA: 0.00 WHIP: 0.000	IP: 2.0 WLS: 0 BF: 6 H: 0 R: 0 ER: 0 SO: 1 BB: 0 IBB: 0 HBP: 0 BLK: 0 WP: 0 HR: 0 S: 12 P: 15 ERA: 0.00 WHIP: 0.000	IP: 0.0 WLS: 0 BF: 3 H: 2 R: 3 ER: 2 SO: 0 BB: 0 IBB: 0 HBP: 1 BLK: 0 WP: 0 HR: 0 S: 8 P: 13 ERA: = WHIP: =	IP: 1.1 WLS: B BF: 4 H: 0 R: 0 ER: 0 SO: 2 BB: 0 IBB: 0 HBP: 0 BLK: 0 WP: 0 HR: 0 S: 8 P: 8 ERA: 0.00 WHIP: 0.000	IP: 0.2 WLS: W BF: 2 H: 0 R: 0 ER: 0 SO: 2 BB: 0 IBB: 0 HBP: 0 BLK: 0 WP: 0 HR: 0 S: 6 P: 9 ERA: 0.00 WHIP: 0.000	IP: 1.0 WLS: W BF: 3 H: 0 R: 0 ER: 0 SO: 0 BB: 0 IBB: 0 HBP: 0 BLK: 0 WP: 0 HR: 0 S: 5 P: 9 ERA: 0.00 WHIP: 0.000										

AB 30
R 3
H 3
RBI 3
BB 0
SO 7
LOB 3



Batter	1	2	3	4	5	6	7	8	9	AB	R	H	RBI	BB	SO	LOB	BOTTOM
2 Derek Jeter, R (1.6) 94 Eduardo Nunez, R (6.6) OBP: 0.500, SLG: 0.500	1-2 G6-3			2-0 G6-3		0-0 27 G6-3 36 2B S 1B		0-0 G4-3		2	0	0	0	0	0	0	Pittsburgh Pirates @ New York Yankees George M. Steinbrenner Field, Tampa, FL Wed Mar 03 2010, 1:16 PM - 3:45 PM EST Att: 9,278 - Cloudy - 55 F
14 Curtis Granderson, L (1.8) 27 Greg Golson, R (6.8)	0-2 G3-1			2-2 G4-3		1-0 G6-3		3-3 K		2	0	0	0	0	0	1	
25 Mark Teixeira, S (1.3) 36 Nick Johnson, L (6.3) OBP: 0.500, SLG: 1.000	1-0 G4-3			3-3 K		0-0 79 E 2B		2-3 K		2	0	0	0	0	1	0	
13 Alex Rodriguez, R (1.5) 97 Brandon Laird, R (6.5) OBP: 0.500, SLG: 0.500		2-3 K			1-1 73 G4-3 38 HBP 1B	0-3 K		3-2 79 1B HR 1B		2	0	1	0	0	1	0	
38 Marcus Thames, R (1.10) 79 Jon Weber, L (6. PH) OBP: 0.500, SLG: 0.500 (7.10)		2-0 G5-3			3-2 SAFE 73 G4-3 HBP	0-0 E6		2-1 98 HR 1B		1	0	0	0	0	0	0	
73 Jamie Hoffmann, R (1.9) 78 David Winfree, R (6.9)		1-1 G1-3			0-2 G4-3	0-3 K		0-1 F9		2	0	0	0	0	0	2	
11 Brett Gardner, L (1.7) 98 Colin Curtis, L (6.7) OBP: 0.500, SLG: 2.000			3-1 G4-3		3-1 L6		2-2 G4-3		0-0 1-H 2-H HR	2	0	0	0	0	0	2	
17 Francisco Cervelli, R (1.2) 12 Mike Rivera, R (6.2)			3-2 19 CS HBP		2-2 G6-3		1-3 K			1	0	0	0	0	0	2	
19 Ramiro Pena, S (1.4) 76 Reegie Corona, S (7.4)			1-0 G5-3			3-2 HR		0-3 K		2	1	1	1	0	0	1	
Inning Stats	R: 0 H: 0 E: 0 K: 0 S: 9	H: 0 R: 0 ER: 0 SO: 12	H: 0 R: 0 ER: 0 SO: 7	H: 0 R: 0 ER: 0 SO: 5	H: 0 R: 0 ER: 0 SO: 8	H: 1 R: 0 ER: 0 SO: 12	H: 3 R: 0 ER: 1 K: 2 S: 13	H: 0 R: 0 ER: 0 SO: 9	H: 0 R: 0 ER: 0 SO: 13	H: 3 R: 0 ER: 0 SO: 13	H: 0 R: 0 ER: 0 SO: 8	H: 0 R: 0 ER: 0 SO: 8	1B: 4 2B: 1 3B: 0 HR: 2	SF: 0 SAC: 0 DP: 0 HBP: 2	WP: 0 PB: 0 SB: 1 CS: 1	PA: 34	
PITCHER	IP: 1.0 WLS: 0 BF: 3 H: 0 R: 0 ER: 0 SO: 0 BB: 0 IBB: 0 HBP: 0 BLK: 0 WP: 0 HR: 0 S: 7 P: 11 ERA: 0.00 WHIP: 0.000	IP: 1.0 WLS: 0 BF: 3 H: 0 R: 0 ER: 0 SO: 0 BB: 0 IBB: 0 HBP: 0 BLK: 0 WP: 0 HR: 0 S: 7 P: 12 ERA: 0.00 WHIP: 0.000	IP: 1.0 WLS: 0 BF: 3 H: 0 R: 0 ER: 0 SO: 1 BB: 0 IBB: 0 HBP: 0 BLK: 0 WP: 0 HR: 0 S: 8 P: 15 ERA: 0.00 WHIP: 0.000	IP: 0.1 WLS: L BF: 4 H: 3 R: 3 ER: 3 SO: 0 BB: 0 IBB: 0 HBP: 0 BLK: 0 WP: 0 HR: 1 S: 21 P: 21 ERA: 81.00 WHIP: 9.000	IP: 0.1 WLS: 0 BF: 3 H: 0 R: 0 ER: 0 SO: 0 BB: 0 IBB: 0 HBP: 0 BLK: 0 WP: 0 HR: 0 S: 7 P: 12 ERA: 0.00 WHIP: 0.000	IP: 1.0 WLS: 0 BF: 3 H: 0 R: 0 ER: 0 SO: 2 BB: 0 IBB: 0 HBP: 0 BLK: 0 WP: 0 HR: 0 S: 9 P: 17 ERA: 18.00 WHIP: 3.000	IP: 1.0 WLS: 0 BF: 3 H: 0 R: 0 ER: 0 SO: 2 BB: 0 IBB: 0 HBP: 0 BLK: 0 WP: 0 HR: 0 S: 13 P: 17 ERA: 0.00 WHIP: 0.000	IP: 1.0 WLS: 0 BF: 3 H: 0 R: 0 ER: 0 SO: 2 BB: 0 IBB: 0 HBP: 0 BLK: 0 WP: 0 HR: 0 S: 9 P: 12 ERA: 0.00 WHIP: 0.000	IP: 1.0 WLS: 0 BF: 3 H: 0 R: 0 ER: 0 SO: 2 BB: 0 IBB: 0 HBP: 0 BLK: 0 WP: 0 HR: 0 S: 8 P: 13 ERA: 0.00 WHIP: 0.000	IP: 0.1 WLS: L BF: 4 H: 3 R: 3 ER: 3 SO: 0 BB: 0 IBB: 0 HBP: 0 BLK: 0 WP: 0 HR: 1 S: 13 P: 13 ERA: 81.00 WHIP: 9.000							

AB 32
R 6
H 7
RBI 5
BB 0
SO 8
LOB 12



Batter	1	2	3	4	5	6	7	8	9	AB	R	H	RBI	BB	SO	LOB	TOP																			
22 Andrew McCutchen, R (1.8) OBP: 0.400, SLG: 0.250 58 John Raynor, R (6.8)	G6-3		BB	BB		P6		L3		2	0	0	0	1	0	0																				
2 Bobby Crosby, R (1.6) OBP: 0.333, SLG: 0.333 80 Brian Friday, R (6.6)	P6		BB	BB		G6-3		F7		3	0	1	1	0	0	0																				
85 Lastings Milledge, R (1.7) 61 Jonathan Van Every, L (6.7)	P4		BB	BB		BB		F8		2	0	0	0	1	0	2																				
19 Ryan Church, L (1.9) OBP: 0.167, SLG: 0.167 44 Brandon Moss, L (6.9)			BB	BB		K		K		3	0	1	0	0	2	1																				
6 Jeff Clement, L (1.3) 51 Steve Pearce, R (6.3)	G3-6-3		BB	BB		BB		F7		2	0	0	0	1	0	2																				
17 Pedro Alvarez, L (1.10)	K		BB	BB		K		F7		4	0	0	0	0	3	2																				
15 Andy LaRoche, R (1.5) OBP: 0.200, SLG: 0.800 18 Neil Walker, S (7.5) 43 Gorkys Hernández, R (9. PR)			BB	BB		G6-3		HR		3	1	1	1	0	0	1																				
24 Delwyn Young, S (1.4) OBP: 0.500, SLG: 0.333 82 Doug Bernier, R (6.4)			BB	BB		FC5-4		F9		2	1	1	0	0	0	0																				
35 Jason Jaramillo, S (1.2) 75 Luke Carlin, S (6.2)	G1-3		BB	BB		K		G4-3		2	0	0	0	0	1	1																				
Inning Stats	R: 0 E: 0 K: 0 S: 3	H: 0 LOB: 0 BB: 0 P: 3	R: 0 E: 0 K: 1 S: 5	H: 1 LOB: 0 BB: 0 P: 5	R: 1 E: 0 K: 0 S: 5	H: 2 LOB: 2 BB: 1 P: 9	R: 0 E: 0 K: 2 S: 7	H: 0 LOB: 1 BB: 1 P: 11	R: 0 E: 0 K: 1 S: 5	H: 0 LOB: 0 BB: 0 P: 5	R: 1 E: 0 K: 1 S: 7	H: 1 LOB: 0 BB: 0 P: 10	R: 0 E: 0 K: 0 S: 3	H: 0 LOB: 0 BB: 2 P: 12	R: 0 E: 0 K: 0 S: 3	H: 0 LOB: 0 BB: 2 P: 12	1B: 3 2B: 0 3B: 0 HR: 1	SF: 0 SAC: 0 DP: 1 HBP: 0	WP: 0 PB: 0 SB: 1 CS: 0	PA: 35																
PITCHER	IP	WLS	BF	H	R	ER	SO	BB	IBB	HBP	BLK	WP	HR	S	P	ERA	WHIP	PITCHER		IP	WLS	BF	H	R	ER	SO	BB	IBB	HBP	BLK	WP	HR	S	P	ERA	WHIP
11 Kenshin Kawakami, R (1.1) ERA: 4.5	2.0		6	1	0	0	1	0	0	0	0	0	0	8	8	0.00	0.500	74 Erik Cordier, R (9.1) ERA:		1.0	S	5	0	0	0	0	2	0	0	0	0	0	3	12	0.00	2.000
37 Jo-Jo Reyes, L (3.1) ERA: 4.5	2.0	W	10	2	1	1	2	2	0	0	0	0	0	12	20	4.50	2.000																			
59 James Parr, R (5.1) ERA: 9.0	2.0	H	7	0	0	2	2	1	0	0	0	0	0	10	14	0.00	0.500																			
56 Juan Abreu, R (7.1) ERA: 9.0	1.0	H	4	1	1	1	1	0	0	0	0	0	1	7	10	9.00	1.000																			
63 Lee Hyde, L (8.1) ERA:	1.0	H	3	0	0	0	0	0	0	0	0	0	0	3	3	0.00	0.000																			

Pittsburgh Pirates @ Atlanta Braves
Champion Stadium, Lake Buena Vista, FL
Thu Mar 04 2010, 1:12 PM - 3:51 PM EST
Att.: 4,004 - Sunny - 53 F

AB 30
R 2
H 4
RBI 2
BB 5
SO 6
LOB 12



Batter	1	2	3	4	5	6	7	8	9	AB	R	H	RBI	BB	SO	LOB	BOTTOM																			
24 Nate McLouth, L (1.8) 1 Grégor Blanco, L (5.8)	G4-3			F8		BB		K		2	1	0	0	1	0	1																				
71 Jason Heyward, L (1.9) OBP: 0.667, SLG: 0.667 30 Mitch Jones, R (5.9)	G4-3			G5-3		P6		SF7		2	0	0	0	0	0	0																				
10 Chipper Jones, S (1.5) OBP: 0.500, SLG: 0.333 7 Joe Thurston, L (6.5)	G6-4-3			G6-4-3		G4-3		G4-3		2	0	1	0	1	0	2																				
25 Troy Glaus, R (1.3) OBP: 0.400, SLG: 0.250 70 Freddie Freeman, L (6.3)	BB			G5-4-3		G5-4-3		F7		2	0	1	1	1	0	1																				
16 Brian McCann, L (1.2) OBP: 0.800, SLG: 1.000 5 Clint Sammons, R (6.2)	BB			BB		BB		P3		1	0	1	0	2	0	0																				
23 Matt Diaz, R (1.7) OBP: 0.333, SLG: 0.200 77 Cody Johnson, L (6.7)	K			L4		K		G4-3		3	0	0	0	0	2	6																				
20 Eric Hinske, L (1.10) OBP: 0.571, SLG: 0.250	G3-1			HBP		BB		K		2	2	0	0	1	1	0																				
4 Omar Infante, R (1.6) OBP: 0.333, SLG: 0.200 69 Brandon Hicks, R (7.6) OBP: 0.667, SLG: 2.000	G6-3			BB		F9		BB		2	1	0	0	1	0	1																				
7 Brooks Conrad, S (1.4) OBP: 0.500, SLG: 0.667	BB			BB		BB		F7		3	0	2	2	1	0	1																				
Inning Stats	R: 1 E: 0 K: 1 S: 5	H: 1 LOB: 2 BB: 2 P: 15	R: 0 E: 0 K: 0 S: 3	H: 0 LOB: 1 BB: 1 P: 8	R: 0 E: 0 K: 0 S: 2	H: 0 LOB: 3 BB: 3 P: 14	R: 2 E: 0 K: 0 S: 3	H: 1 LOB: 0 BB: 1 P: 8	R: 0 E: 0 K: 1 S: 6	H: 2 LOB: 1 BB: 0 P: 6	R: 1 E: 0 K: 0 S: 4	H: 1 LOB: 2 BB: 2 P: 12	R: 0 E: 0 K: 2 S: 7	H: 0 LOB: 1 BB: 1 P: 11	R: 0 E: 0 K: 0 S: 7	H: 0 LOB: 0 BB: 2 P: 11	1B: 2 2B: 4 3B: 0 HR: 0	SF: 1 SAC: 0 DP: 3 HBP: 2	WP: 0 PB: 1 SB: 2 CS: 0	PA: 37																
PITCHER	IP	WLS	BF	H	R	ER	SO	BB	IBB	HBP	BLK	WP	HR	S	P	ERA	WHIP	PITCHER		IP	WLS	BF	H	R	ER	SO	BB	IBB	HBP	BLK	WP	HR	S	P	ERA	WHIP
37 Charlie Morton, R (1.1) ERA: 4.5	2.0		10	1	1	1	1	4	0	1	0	0	0	5	22	9.00	2.500	78 Anthony Claggett, R (8.1) ERA:		1.0		4	0	0	0	2	1	0	0	0	0	7	11	0.00	1.000	
71 Brian Burres, L (3.1) ERA: 9.0	2.0	L	10	1	2	2	0	4	0	1	0	0	0	5	22	9.00	2.500																			
32 Brad Lincoln, R (5.1) ERA:	1.0		4	2	0	0	1	0	0	0	0	0	0	6	6	0.00	2.000																			
23 Vinnie Chulk, R (6.1) ERA: 9.0	1.0		6	1	1	1	0	2	0	0	0	0	0	4	12	9.00	3.000																			
27 Jeff Karstens, R (7.1) ERA:	1.0		3	0	0	0	0	0	0	0	0	0	0	3	3	0.00	0.000																			

Pittsburgh Pirates @ Atlanta Braves
Champion Stadium, Lake Buena Vista, FL
Thu Mar 04 2010, 1:12 PM - 3:51 PM EST
Att.: 4,004 - Sunny - 53 F

AB 24
R 4
H 5
RBI 4
BB 10
SO 4
LOB 15



Batter	1	2	3	4	5	6	7	8	9	10	AB	R	H	RBI	BB	SO	LOB	TOP				
31 Dewayne Wise, L OBP: 0.333, SLG: 1.000 70 Tyson Gillies, L OBP: 0.500, SLG: 1.500	0-0 WP 3B	0-0 G4-3			0-0 G3		4-0 72 S BB		0-0 G6-3		3	1	1	0	0	0	0					
19 Greg Dobbs, L (1.5)	4-0 6 BB 26 WP 29 G4-6-3 BB		0-0 G3-1		0-3 K		0-0 SF8		0-0 F7		3	1	0	1	1	1	2					
26 Chase Utley, L OBP: 0.657, SLG: 0.333 72 Ozzie Chavez, S OBP: 0.333, SLG: 0.667	4-0 G4-6-3 1-2 3H BB		4-0 29 1B BB		0-3 K		0-1 3H F8		0-3 K		1	0	0	0	2	1	0					
6 Ryan Howard, L (1.3)	4-0 BB		0-3 K		0-3 K		0-0 F7		0-0 F8		2	0	0	0	1	2	1					
3 Ross Gload, L OBP: 0.222, SLG: 0.500 (6.3)	4-0 29 G4-6-3 BB		0-0 K		0-3 K		0-0 K		0-0 G4-3		2	0	0	0	0	0	0					
29 Raul Ibanez, L OBP: 0.657, SLG: 0.500 10 Ben Francisco, R (6.7)	0-0 G4-6-3		0-0 1B		0-0 1B		0-0 1B		0-0 P3		3	0	1	0	0	1	2					
78 Domic Brown, L OBP: 0.500, SLG: 0.625 (1.9)	4-0 BB		0-0 G1-6-3		0-0 1B		0-0 1B		0-0 1B		3	0	2	0	1	0	2					
40 John Mayberry Jr., R OBP: 0.143, SLG: 0.143 12 Cody Ransom, R (8. PH)	0-0 F9				0-0 F7		0-3 K		0-0 FC5-4		3	0	0	0	0	1	3					
Carlos Ruiz, R OBP: 0.200, SLG: 0.400 74 Kevin Nelson, R OBP: 1.000, SLG: 1.000 21 Wilson Valdez, R OBP: 0.750, SLG: 0.667 61 Dane Sardinha, R (9.2)		0-0 G5-3			0-3 K		0-0 71 G3 19 SF8 2B		0-0 70 G6-3 1B		3	1	1	0	0	1	0					
71 Freddy Galvis, S (1.6)		0-0 P6			0-0 G4-3		0-0 G3		0-0 B5		4	0	0	0	0	0	2					
Inning Stats	R: 2 E: 0 K: 0 S: 3	H: 1 LOB: 2 BB: 4 P: 19	R: 0 E: 0 K: 0 S: 3	H: 0 LOB: 0 BB: 0 P: 3	R: 0 E: 0 K: 1 S: 6	H: 1 LOB: 2 BB: 1 P: 10	R: 0 E: 0 K: 1 S: 5	H: 0 LOB: 0 BB: 0 P: 5	R: 0 E: 0 K: 2 S: 7	H: 1 LOB: 1 BB: 0 P: 10	R: 1 E: 0 K: 0 S: 5	H: 1 LOB: 1 BB: 1 P: 9	R: 0 E: 0 K: 0 S: 4	H: 1 LOB: 2 BB: 0 P: 4	R: 0 E: 0 K: 0 S: 4	H: 1 LOB: 0 BB: 0 P: 5	R: 0 E: 0 K: 1 S: 5	H: 0 LOB: 0 BB: 0 P: 5	1B: 4 2B: 1 3B: 1 HR: 0	SF: 1 SAC: 0 DP: 1 HBP: 0	WP: 1 PB: 0 SB: 1 CS: 0	PA: 41
PITCHER	IP WLS BF H R ER SO BB IBB HBP BLK WP HR S P ERA WHIP	25 Kevin Hart, R ERA: 18.0	65 Justin Thomas, L ERA: 13.5	77 D.J. Carrasco, R ERA: 13.5	53 Brendan Donnelly, R ERA: 13.5	70 Jack Taschner, L ERA: 13.5	PITCHER	IP WLS BF H R ER SO BB IBB HBP BLK WP HR S P ERA WHIP	79 Steven Jackson, R ERA: 13.5	56 Donnie Veal, L ERA: 13.5	68 Jean Machi, R ERA: 13.5	83 Jeff Sues, R ERA: 13.5										

Philadelphia Phillies @ Pittsburgh Pirates
McKechnie Field, Bradenton, FL
Sat Mar 06 2010, 1:30 PM - 4:11 PM EST
Att: 5,787 - Sunny - 62 F

AB	34
R	3
H	6
RBI	1
BB	6
SO	8
LOB	15



Batter	1	2	3	4	5	6	7	8	9	10	AB	R	H	RBI	BB	SO	LOB	BOTTOM				
22 Andrew McCutchen, R OBP: 0.625, SLG: 0.500 43 Gorkys Hernández, R (6.8)	0-0 6 S 2B 1B				4-0 2 CS BB		0-3 K		0-3 K		2	1	2	0	1	0	0					
2 Bobby Crosby, R OBP: 0.167, SLG: 0.167 80 Brian Friday, R (6.6)	0-0 P6		0-0 P6		0-1 F7		4-0 BB		4-0 BB		3	0	0	0	0	0	3					
6 Jeff Clement, L OBP: 0.250, SLG: 0.286 51 Steve Pearce, R (6.3)	0-1 1H 2B		0-0 G4-3		0-3 K		0-0 G5-3		0-0 F9		3	1	1	1	0	1	0					
19 Ryan Church, L OBP: 0.250, SLG: 0.667 44 Brandon Moss, L (7.9)	1-0 HR		0-0 G4-3		0-0 K		0-0 31 PB 1B		0-0 F8		3	1	2	2	0	0	0					
85 Lastings Milledge, R OBP: 0.250, SLG: 0.286 61 Jonathan Van Every, L (7.7)	0-0 2B		0-3 K		0-0 F9		0-0 F9		0-3 K		3	0	1	0	0	1	1					
31 Jose Tabata, R OBP: 0.273, SLG: 0.125 (1.10)	0-3 K				0-0 G5-3		4-0 1-2 BB		0-0 F8		3	0	0	0	1	1	1					
15 Andy LaRoche, R OBP: 0.125, SLG: 0.500 17 Pedro Alvarez, L (7.5)	0-3 K				0-3 K		0-3 K		0-0 G4-3		3	0	0	0	0	0	3					
35 Jason Jaramillo, S OBP: 0.250, SLG: 0.250 67 Erik Kratz, R OBP: 0.333, SLG: 0.667		0-0 F7			0-0 1B		0-0 F8		0-0 G6-3		2	0	1	0	0	0	0					
5 Ramón Vázquez, L (1.4)		0-0 G6-3			0-0 G4-3		0-0 G5-3		0-0 F8		2	0	0	0	0	0	1					
24 Delwyn Young, S OBP: 0.375, SLG: 0.286 (6.4)					0-0 G4-3		0-0 G5-3		0-0 F8		2	0	0	0	0	0	0					
Inning Stats	R: 3 E: 0 K: 2 S: 12	H: 4 LOB: 1 BB: 0 P: 13	R: 0 E: 0 K: 0 S: 4	H: 1 LOB: 1 BB: 0 P: 4	R: 0 E: 0 K: 1 S: 5	H: 1 LOB: 1 BB: 0 P: 6	R: 0 E: 0 K: 1 S: 6	H: 0 LOB: 0 BB: 1 P: 9	R: 0 E: 0 K: 1 S: 5	H: 0 LOB: 1 BB: 1 P: 9	R: 0 E: 0 K: 1 S: 5	H: 0 LOB: 0 BB: 0 P: 5	R: 0 E: 0 K: 0 S: 3	H: 0 LOB: 0 BB: 0 P: 3	R: 0 E: 0 K: 2 S: 7	H: 0 LOB: 0 BB: 0 P: 7	R: 0 E: 0 K: 1 S: 5	H: 0 LOB: 0 BB: 0 P: 5	1B: 4 2B: 2 3B: 0 HR: 1	SF: 0 SAC: 0 DP: 0 HBP: 0	WP: 0 PB: 1 SB: 1 CS: 1	PA: 39
PITCHER	IP WLS BF H R ER SO BB IBB HBP BLK WP HR S P ERA WHIP	56 Joe Blanton, R ERA: 13.5	55 Danys Baez, R ERA: 13.5	76 B.J. Rosenberg, R ERA: 13.5	59 Mike Zagurski, L ERA: 13.5	57 David Herndon, R ERA: 13.5	PITCHER	IP WLS BF H R ER SO BB IBB HBP BLK WP HR S P ERA WHIP	67 Jesus Sanchez, R ERA: 13.5	50 Danys Baez, R ERA: 13.5	76 B.J. Rosenberg, R ERA: 13.5	59 Mike Zagurski, L ERA: 13.5	57 David Herndon, R ERA: 13.5									

Philadelphia Phillies @ Pittsburgh Pirates
McKechnie Field, Bradenton, FL
Sat Mar 06 2010, 1:30 PM - 4:11 PM EST
Att: 5,787 - Sunny - 62 F

AB	36
R	3
H	7
RBI	3
BB	3
SO	10
LOB	12



Batter	1	2	3	4	5	6	7	8	9	AB	R	H	RBI	BB	SO	LOB	TOP												
2 Denard Span, L (1,8) 85 Brian Dinkelman, L (6,9)										1	1	0	0	2	1	0	Minnesota Twins @ Pittsburgh Pirates McKechnie Field, Bradenton, FL Sun Mar 07 2010, 1:18 PM - 4:26 PM EST Att: 3,985 - Sunny - 65 F												
1 Orlando Hudson, S (1,4) 38 Luke Hughes, R (4,4) (5,7)										3	0	0	0	0	0	3													
33 Justin Morneau, L (1,3) 83 Chris Parmelee, L (5,PR) (5,3)										3	1	2	2	0	0	0													
25 Jim Thome, L (1,10) 79 Daniel Rams, R (4,PR) (4,10)										1	0	0	0	1	0	0													
21 Delmon Young, R (1,7) 88 Toby Gardenhire, R (5,4)										3	1	1	0	0	2	1													
27 J.J. Hardy, R (1,6) 24 Trevor Plouffe, R (4,6)										2	1	1	1	0	0	0													
19 Danny Valencia, R (1,5)										3	0	1	1	0	2	2													
44 Wilson Ramos, R (1,2) 81 Danny Lehmann, R (8,PH) (8,2)										3	0	1	1	0	0	1													
61 Rene Tosoni, L (1,9) (6,8)										4	0	0	0	0	1	2													
Inning Stats	R: 2 H: 1 E: 0 LOB: 0 K: 1 BB: 1 S: 7 P: 12	R: 0 H: 1 E: 0 LOB: 1 K: 0 BB: 0 S: 4 P: 4	R: 0 H: 0 E: 0 LOB: 0 K: 1 BB: 0 S: 5 P: 5	R: 3 H: 3 E: 0 LOB: 2 K: 0 BB: 2 S: 7 P: 15	R: 0 H: 1 E: 0 LOB: 1 K: 3 BB: 0 S: 10 P: 10	R: 0 H: 0 E: 0 LOB: 0 K: 2 BB: 0 S: 7 P: 7	R: 0 H: 0 E: 0 LOB: 0 K: 1 BB: 0 S: 5 P: 5	R: 0 H: 1 E: 0 LOB: 2 K: 3 BB: 0 S: 10 P: 11	R: 0 H: 0 E: 0 LOB: 0 K: 0 BB: 0 S: 3 P: 3	1B: 2 SF: 1 2B: 4 SAC: 0 3B: 0 DP: 0 HR: 1 HBP: 1	WP: 1 PA: 38 PB: 0 SB: 0 CS: 0																		
PITCHER	IP WLS BF H R ER SO BB IBB HBP BLK WP HR S P ERA WHIP	IP WLS BF H R ER SO BB IBB HBP BLK WP HR S P ERA WHIP																											
49 Ross Ohlendorf, R (1,1) ERA: 6.0	2.0 9 2 2 2 1 1 0 0 0 0 0 1 11 16 9.00 1.500	39 Chris Jakubauskas, R (3,1) ERA: 10.13	1.2 B 10 3 3 3 1 2 0 0 0 0 1 0 11 19 16.20 3.000	63 Ronald Uviedo, R (4,1) ERA:	0.1 W 1 0 0 0 0 0 0 0 0 0 0 0 1 1 0.00 0.000	23 Vinnie Chulk, R (5,1) ERA: 3.0	2.0 H 7 1 0 0 5 0 0 0 0 0 0 0 17 17 0.00 0.500	64 Bryan Morris, R (7,1) ERA:	1.0 H 3 0 0 0 1 0 0 0 0 0 0 0 5 5 0.00 0.000	78 Anthony Claggett, R (8,1) ERA:	1.0 5 1 0 0 3 0 0 0 0 0 0 0 3 3 0.00 0.000	62 Ramon Aguero, R (9,1) ERA:	1.0 3 0 0 0 0 0 0 0 0 0 0 0 3 3 0.00 0.000																

Batter	1	2	3	4	5	6	7	8	9	AB	R	H	RBI	BB	SO	LOB	BOTTOM							
3 Akinori Iwamura, L (1,4) 82 Doug Bernier, R (5,4) (5,4)										2	1	1	0	1	0	0	Minnesota Twins @ Pittsburgh Pirates McKechnie Field, Bradenton, FL Sun Mar 07 2010, 1:18 PM - 4:26 PM EST Att: 3,985 - Sunny - 65 F							
5 Ronny Cedeno, R (1,6) 73 Argenis Diaz, R (6,6)										3	0	0	0	0	1	3								
46 Garrett Jones, L (1,9) 24 Delwyn Young, S (6,9)										3	1	1	2	0	1	0								
41 Ryan Doumit, S (1,2) 75 Luke Carlin, S (6,2)										3	1	2	0	0	0	0								
51 Steve Pearce, R (1,10) 61 Jonathan Van Every, L (7,PH) (8,10)										3	0	0	0	1	0	2								
17 Pedro Alvarez, L (1,5)										4	2	2	1	1	1	4								
44 Brandon Moss, L (1,7) 43 Gorkys Hernández, R (6,8) (6,8)										2	1	0	0	1	2	3								
2 Bobby Crosby, R (1,3) 81 Hector Gimenez, S (6,3) (6,3)										3	2	2	4	0	0	2								
58 John Raynor, R (1,8) (6,7)										4	1	2	3	1	0	2								
Inning Stats	R: 0 H: 0 E: 0 LOB: 0 K: 0 BB: 0 S: 3 P: 3	R: 3 H: 4 E: 0 LOB: 2 K: 2 BB: 1 S: 11 P: 15	R: 0 H: 1 E: 0 LOB: 1 K: 1 BB: 0 S: 5 P: 6	R: 5 H: 3 E: 0 LOB: 0 K: 0 BB: 2 S: 9 P: 18	R: 0 H: 1 E: 1 LOB: 2 K: 1 BB: 0 S: 7 P: 7	R: 0 H: 0 E: 0 LOB: 3 K: 1 BB: 2 S: 5 P: 14	R: 5 H: 3 E: 1 LOB: 1 K: 2 BB: 2 S: 9 P: 18	R: 2 H: 3 E: 0 LOB: 1 K: 2 BB: 0 S: 10 P: 11	1B: 9 SF: 0 2B: 2 SAC: 0 3B: 2 DP: 0 HR: 2 HBP: 1	WP: 2 PA: 48 PB: 0 SB: 0 CS: 0														
PITCHER	IP WLS BF H R ER SO BB IBB HBP BLK WP HR S P ERA WHIP	IP WLS BF H R ER SO BB IBB HBP BLK WP HR S P ERA WHIP																						
52 Brian Duensing, L (1,1) ERA: 13.5	2.0 11 4 3 3 2 1 0 0 0 0 0 2 13 23 27.00 3.600	51 Anthony Swarzak, R (3,1) ERA: 27.0	1.1 6 1 0 0 1 0 0 0 0 0 0 0 8 8 0.00 0.750	57 Kyle Waldrop, R (4,1) ERA:	1.0 9 1 3 3 1 4 0 1 0 1 0 6 24 27.00 5.000	73 Alex Burnett, R (6,1) ERA: 13.5	2.0 12 5 4 3 3 0 0 0 0 0 1 0 18 19 13.50 2.500	56 Rob Delaney, R (7,1) ERA: 9.0																



Batter	1	2	3	4	5	6	7	8	9	AB	R	H	RBI	BB	SO	LOB	TOP				
2 Derek Jeter, R (1, 6) 94 Eduardo Núñez, R (5, 6) OBP: 0.300, SLG: 0.222 OBP: 0.500, SLG: 0.700										2	1	1	0	1	0	0					
14 Curtis Granderson, L (1, 8) 27 Greg Golson, R (5, 8) OBP: 0.125, SLG: 0.250										2	1	0	0	1	1	0					
22 Randy Winn, S (1, 9) 79 Jon Weber, L (5, 9) OBP: 0.714, SLG: 0.714										3	1	1	0	0	0	0					
13 Alex Rodriguez, R (1, 5) 97 Brandon Laird, R (5, 5) OBP: 0.333, SLG: 0.250 OBP: 0.500, SLG: 0.650										3	0	1	2	0	1	2					
53 Juan Miranda, L (1, 3)										4	0	2	1	0	1	4					
12 Mike Rivera, R (1, 2) 84 Austin Romine, R (6, 2) OBP: 0.200, SLG: 0.200										3	0	0	0	0	1	4					
73 Jamie Hoffmann, R (1, 7)										4	0	0	0	0	0	3					
85 P.J. Pilittere, R (1, 10) 92 Kyle Higashioka, R (7, PH) OBP: 0.667, SLG: 1.000										2	0	0	0	0	0	0					
76 Reegie Corona, S (1, 4)										4	0	0	0	0	0	1					
Inning Stats	R: 2 H: 3 E: 0 K: 1 S: 8	H: 3 R: 2 ER: 2 SO: 1 BB: 1 P: 12	R: 0 H: 0 E: 0 K: 0 S: 2	H: 0 R: 0 ER: 0 SO: 0 BB: 1 P: 6	R: 1 H: 1 E: 1 K: 2 S: 9	H: 1 R: 0 ER: 1 SO: 1 BB: 0 P: 9	R: 0 H: 0 E: 0 K: 0 S: 3	H: 0 R: 0 ER: 0 SO: 0 BB: 0 P: 3	R: 0 H: 1 E: 1 K: 1 S: 5	H: 1 R: 0 ER: 0 SO: 1 BB: 0 P: 4	R: 2 H: 4 E: 0 K: 0 S: 7	H: 4 R: 0 ER: 0 SO: 0 BB: 0 P: 7	R: 0 H: 0 E: 0 K: 0 S: 3	H: 0 R: 0 ER: 0 SO: 0 BB: 0 P: 3	R: 1 H: 3 E: 0 K: 0 S: 5	H: 3 R: 2 ER: 1 SO: 0 BB: 0 P: 5	1B: 7 2B: 5 3B: 0 HR: 0	SF: 0 SAC: 0 DP: 2 HBP: 0	WP: 0 PB: 0 SB: 0 CS: 0	PA: 41	
PITCHER	IP WLS BF H R ER SO BB IBB HBP BLK WP HR S P ERA WHIP	28 Paul Maholm, L (1, 1) ERA: 6.0	2.0 L 10 3 2 2 1 2 0 0 0 0 0 0 10 18 9.00 2.500	69 Jeremy Powell, R (3, 1) ERA: 9.0	2.0 8 1 1 0 2 0 0 0 0 0 0 0 12 12 0.00 0.500	79 Steven Jackson, R (5, 1) ERA: 9.0	1.0 4 0 0 0 0 0 0 0 0 0 0 0 4 4 0.00 0.000	48 Javier López, L (6, 1) ERA: 33.75	1.0 3 1 0 0 1 0 0 0 0 0 0 0 5 5 0.00 1.000	76 Virgil Vasquez, R (7, 1) ERA: 33.75	1.0 7 4 2 2 0 0 0 0 0 0 0 0 7 7 18.00 4.000	PITCHER	IP WLS BF H R ER SO BB IBB HBP BLK WP HR S P ERA WHIP	65 Justin Thomas, L (8, 1) ERA: 9.0	1.0 3 0 0 0 0 0 0 0 0 0 0 0 3 3 0.00 0.000	30 Daniel Moskos, L (9, 1) ERA: 9.0	1.0 5 3 1 1 0 0 0 0 0 0 0 0 5 5 9.00 3.000				
Batter	1	2	3	4	5	6	7	8	9	AB	R	H	RBI	BB	SO	LOB	BOTTOM				
22 Andrew McCutchen, R (1, 8) 43 Gorkys Hernández, R (7, 8) OBP: 0.455, SLG: 0.333 OBP: 0.250, SLG: 0.167										3	0	0	0	0	0	1					
3 Akinori Iwamura, L (1, 4) 24 Delwyn Young, S (6, 4) OBP: 0.300, SLG: 0.222 OBP: 0.385, SLG: 0.364										2	0	0	0	0	0	0					
46 Garrett Jones, L (1, 9) 61 Jonathan Van Every, L (8, 9) OBP: 0.091, SLG: 0.364										3	0	0	0	0	1	0					
41 Ryan Doumit, S (1, 2) 75 Luke Carlin, S (6, 2) OBP: 0.300, SLG: 0.300										2	0	0	0	0	1	0					
51 Steve Pearce, R (1, 3) OBP: 0.214, SLG: 0.083										3	0	1	0	0	0	1					
44 Brandon Moss, L (1, 7)										3	0	0	0	0	2	2					
2 Bobby Crosby, R (1, 6) 82 Doug Bernier, R (6, 6) OBP: 0.500, SLG: 0.250										2	0	0	0	0	0	1					
16 Brandon Jones, L (1, 10)										3	0	0	0	0	0	1					
18 Neil Walker, S (1, 5) 13 Chase d'Arnaud, R (9, 5) OBP: 0.625, SLG: 0.250										2	0	0	0	1	0	0					
Inning Stats	R: 0 H: 0 E: 0 K: 0 S: 3	H: 0 R: 0 ER: 0 SO: 0 BB: 0 P: 3	R: 0 H: 0 E: 0 K: 2 S: 7	H: 0 R: 0 ER: 0 SO: 0 BB: 0 P: 7	R: 0 H: 0 E: 0 K: 1 S: 5	H: 0 R: 0 ER: 0 SO: 0 BB: 0 P: 3	R: 0 H: 0 E: 0 K: 1 S: 5	H: 0 R: 0 ER: 0 SO: 0 BB: 0 P: 5	R: 0 H: 1 E: 0 K: 0 S: 6	H: 1 R: 0 ER: 0 SO: 1 BB: 0 P: 6	R: 0 H: 0 E: 0 K: 0 S: 4	H: 0 R: 0 ER: 0 SO: 0 BB: 0 P: 4	R: 0 H: 0 E: 0 K: 0 S: 2	H: 0 R: 0 ER: 0 SO: 0 BB: 1 P: 6	R: 0 H: 0 E: 1 K: 0 S: 4	H: 0 R: 0 ER: 1 SO: 0 BB: 0 P: 4	1B: 1 2B: 0 3B: 0 HR: 0	SF: 0 SAC: 0 DP: 1 HBP: 0	WP: 0 PB: 0 SB: 0 CS: 0	PA: 31	
PITCHER	IP WLS BF H R ER SO BB IBB HBP BLK WP HR S P ERA WHIP	91 Alfredo Aceves, R (1, 1) ERA: 9.0	4.0 H 8 1 0 0 1 1 0 0 0 0 0 0 9 13 0.00 1.000	75 Ivan Nova, R (5, 1) ERA: 9.0	2.0 7 0 0 0 0 1 0 0 0 0 0 0 6 10 0.00 0.500	80 Zach McAllister, R (7, 1) ERA: 9.0	2.0 7 0 0 0 0 0 0 0 0 0 0 0 4 4 0.00 0.000	60 Jason Hirsh, R (9, 1) ERA: 9.0	1.0 4 0 0 0 0 0 0 0 0 0 0 0 4 4 0.00 0.000	PITCHER	IP WLS BF H R ER SO BB IBB HBP BLK WP HR S P ERA WHIP	65 Justin Thomas, L (8, 1) ERA: 9.0	1.0 3 0 0 0 0 0 0 0 0 0 0 0 3 3 0.00 0.000	30 Daniel Moskos, L (9, 1) ERA: 9.0	1.0 5 3 1 1 0 0 0 0 0 0 0 0 5 5 9.00 3.000						

New York Yankees @ Pittsburgh Pirates
McKechnie Field, Bradenton, FL
Mon Mar 08 2010, 1:19 PM - 3:28 PM EST
Att: 4,320 - Sunny - 66 F

AB 38
R 6
H 12
RBI 6
BB 2
SO 4
LOB 17



New York Yankees @ Pittsburgh Pirates
McKechnie Field, Bradenton, FL
Mon Mar 08 2010, 1:19 PM - 3:28 PM EST
Att: 4,320 - Sunny - 66 F

AB 29
R 0
H 1
RBI 0
BB 2
SO 4
LOB 10



Batter	1	2	3	4	5	6	7	8	9	AB	R	H	RBI	BB	SO	LOB	TOP			
22 Andrew McCutchen, R OBP: 0.429, SLG: 0.533 31 Jose Tabata, R OBP: 0.276, SLG: 0.333										3	2	1	0	0	0	1				
5 Ronny Cedeno, R OBP: 0.214, SLG: 0.286 73 Argenis Diaz, R OBP: 0.286, SLG: 0.167										3	1	2	0	0	1	0				
85 Lastings Milledge, R OBP: 0.333, SLG: 0.933 16 Brandon Jones, L										3	1	1	2	0	1	1				
46 Garrett Jones, L OBP: 0.214, SLG: 0.714 58 John Raynor, R OBP: 0.571, SLG: 0.769										3	2	2	3	0	0	0				
15 Andy LaRoche, R OBP: 0.143, SLG: 0.357 17 Pedro Alvarez, L OBP: 0.353, SLG: 0.563										3	0	1	1	0	1	0				
6 Jeff Clement, L OBP: 0.200, SLG: 0.154 51 Steve Pearce, R OBP: 0.250, SLG: 0.083										2	0	0	0	1	0	0				
2 Bobby Crosby, R OBP: 0.333, SLG: 0.667 18 Neil Walker, S OBP: 0.556, SLG: 0.200										4	0	2	1	0	1	2				
24 Delwyn Young, S OBP: 0.313, SLG: 0.286 82 Doug Bernier, R OBP: 0.375, SLG: 0.167										3	0	0	0	0	0	3				
35 Jason Jaramillo, S OBP: 0.286, SLG: 0.286 81 Hector Gimenez, S OBP: 0.667, SLG: 0.667										3	0	1	0	0	1	0				
Inning Stats	R: 4 E: 0 K: 0 S: 9	H: 5 LOB: 1 BB: 0 P: 9	R: 0 E: 0 K: 1 S: 5	H: 0 LOB: 0 BB: 0 P: 5	R: 1 E: 0 K: 2 S: 9	H: 2 LOB: 2 BB: 1 P: 13	R: 1 E: 0 K: 0 S: 5	H: 2 LOB: 0 BB: 0 P: 5	R: 0 E: 0 K: 1 S: 5	H: 0 LOB: 0 BB: 0 P: 5	R: 0 E: 0 K: 1 S: 4	H: 0 LOB: 0 BB: 1 P: 8	R: 0 E: 0 K: 1 S: 9	H: 2 LOB: 2 BB: 1 P: 13	R: 4 E: 1 K: 1 S: 11	H: 4 LOB: 2 BB: 1 P: 15	1B: 10 2B: 4 3B: 0 HR: 1	SF: 1 SAC: 0 DP: 1 HBP: 0	WP: 0 PB: 0 SB: 2 CS: 1	PA: 47
PITCHER	IP WLS BF H R ER SO BB IBB HBP BLK WP HR S P ERA WHIP	52 CC Sabathia, L ERA: 10.38	40 Dustin Moseley, R ERA: 7.71	47 Royce Ring, L ERA: 3.0	67 Romulo Sanchez, R ERA: 3.0	48 Boone Logan, L ERA: 3.86	74 Hector Noesi, R ERA: 13.5	86 Jeremy Bleich, L ERA:												

Pittsburgh Pirates @ New York Yankees
George M. Steinbrenner Field, Tampa, FL
Tue Mar 09 2010, 1:22 PM - 4:18 PM EST
Att: 9,187 - Cloudy - 66 F

AB 41
R 12
H 15
RBI 12
BB 4
SO 8
LOB 18

Batter	1	2	3	4	5	6	7	8	9	AB	R	H	RBI	BB	SO	LOB	BOTTOM					
2 Derek Jeter, R OBP: 0.231, SLG: 0.167 94 Eduardo Nunez, R OBP: 0.417, SLG: 0.583										3	0	0	1	0	0	2						
36 Nick Johnson, L OBP: 0.571, SLG: 1.667 79 Jon Weber, L OBP: 0.700, SLG: 0.900										2	2	2	2	0	0	0						
20 Jorge Posada, S OBP: 0.357, SLG: 0.250 83 Jesus Montero, R OBP: 0.429, SLG: 0.500										2	1	2	1	1	0	0						
13 Alex Rodriguez, R OBP: 0.333, SLG: 0.200 97 Brandon Laird, R OBP: 0.417, SLG: 0.590										2	0	0	0	1	0	2						
14 Curtis Granderson, L OBP: 0.214, SLG: 0.250 66 Reid Gorecki, R										3	0	1	0	0	1	2						
33 Nick Swisher, S OBP: 0.482, SLG: 0.500 27 Greg Golson, R OBP: 0.222, SLG: 0.250										2	1	1	1	1	1	1						
22 Randy Winn, S OBP: 0.200, SLG: 0.111 98 Colin Curtis, L OBP: 0.625, SLG: 1.167										2	1	0	0	1	1	3						
53 Juan Miranda, L OBP: 0.286, SLG: 0.429 95 Jorge Vazquez, R OBP: 0.125, SLG: 0.250										3	0	0	0	0	1	3						
77 Kevin Russo, R OBP: 0.583, SLG: 0.667 76 Reegie Corona, S OBP: 0.143, SLG: 0.077										1	1	0	0	1	1	0						
Inning Stats	R: 2 E: 0 K: 1 S: 9	H: 3 LOB: 2 BB: 1 P: 15	R: 0 E: 0 K: 1 S: 5	H: 0 LOB: 0 BB: 0 P: 5	R: 1 E: 0 K: 0 S: 4	H: 1 LOB: 1 BB: 1 P: 10	R: 4 E: 0 K: 1 S: 7	H: 2 LOB: 1 BB: 3 P: 19	R: 0 E: 0 K: 2 S: 8	H: 1 LOB: 1 BB: 0 P: 8	R: 0 E: 0 K: 2 S: 7	H: 0 LOB: 0 BB: 0 P: 7	R: 0 E: 0 K: 0 S: 3	H: 0 LOB: 0 BB: 0 P: 3	R: 0 E: 0 K: 0 S: 2	H: 0 LOB: 1 BB: 2 P: 11	R: 0 E: 0 K: 0 S: 4	H: 1 LOB: 1 BB: 0 P: 4	1B: 3 2B: 2 3B: 1 HR: 2	SF: 0 SAC: 0 DP: 1 HBP: 0	WP: 0 PB: 0 SB: 0 CS: 2	PA: 40
PITCHER	IP WLS BF H R ER SO BB IBB HBP BLK WP HR S P ERA WHIP	37 Charlie Morton, R ERA: 7.2	71 Brian Burres, L ERA: 20.25	63 Ronald Uviedo, R ERA:	77 D.J. Carrasco, R ERA:	56 Donnie Veal, L ERA:	78 Anthony Claggett, R ERA:															

Pittsburgh Pirates @ New York Yankees
George M. Steinbrenner Field, Tampa, FL
Tue Mar 09 2010, 1:22 PM - 4:18 PM EST
Att: 9,187 - Cloudy - 66 F

AB 33
R 7
H 8
RBI 7
BB 7
SO 7
LOB 19


Batter	1	2	3	4	5	6	7	8	9	AB	R	H	RBI	BB	SO	LOB	TOP																		
18 Felix Pie, L OBP: 0.400, SLG: 0.889		G4-3								3	0	0	0	0	2	0	Baltimore Orioles @ Pittsburgh Pirates McKechnie Field, Bradenton, FL Wed Mar 10, 2010, 7:15 PM - 9:38 PM EST Att: 3,885 - Partly Cloudy - 72 F																		
70 Rhynne Hughes, L OBP: 0.417, SLG: 1.182										1	0	0	0	0	1	2																			
82 Jonny Tucker, R OBP: 0.615, SLG: 0.600										0	0	0	0	0	0	0																			
3 Cesar Izurius, S OBP: 0.200, SLG: 0.111		G6-3								3	0	0	0	0	2	0																			
69 Pedro Florimón, S OBP: 0.250, SLG: 0.273										1	0	0	0	0	0	2																			
10 Adam Jones, R OBP: 0.357, SLG: 0.571		G5-3								3	1	1	0	0	0	0																			
80 Miguel Abreu, R OBP: 0.385, SLG: 0.500										1	0	0	0	0	0	0																			
9 Miguel Tejada, R OBP: 0.357, SLG: 0.417										2	1	0	0	1	1	0																			
6 Scott Moore, L OBP: 0.273, SLG: 0.500										1	0	0	0	0	0	0																			
32 Matt Wieters, S OBP: 0.231, SLG: 0.091										2	1	0	0	1	0	0																			
15 Craig Tatum, R										1	0	0	0	0	0	0																			
30 Luke Scott, L OBP: 0.583, SLG: 0.500										2	0	1	2	1	1	0																			
58 Brandon Snyder, R										1	0	0	0	0	1	0																			
23 Ty Wigginton, R OBP: 0.286, SLG: 0.500										3	0	1	1	0	2	1																			
66 Josh Bell, S OBP: 0.300, SLG: 1.000										1	0	0	0	0	0	0																			
2 Luis Montanez, R OBP: 0.267, SLG: 0.467										2	0	1	0	0	0	0																			
77 Jeff Salazar, L OBP: 0.214, SLG: 0.083										1	0	0	0	1	1	0																			
15 Justin Turner, R OBP: 0.167, SLG: 0.667	G5-3									2	0	0	0	0	0	3																			
96 Ryan Adams, R OBP: 0.500, SLG: 0.500										1	0	1	0	0	0	0																			
Inning Stats	R: 3 E: 0 K: 2 S: 11	H: 4 LOB: 3 BB: 2 P: 19	R: 0 E: 0 K: 0 S: 3	H: 0 LOB: 0 BB: 0 P: 3	R: 0 E: 0 K: 2 S: 7	H: 0 LOB: 1 BB: 1 P: 11	R: 0 E: 0 K: 1 S: 5	H: 0 LOB: 0 BB: 0 P: 5	R: 0 E: 0 K: 1 S: 5	H: 0 LOB: 0 BB: 0 P: 5	R: 0 E: 0 K: 2 S: 7	H: 0 LOB: 0 BB: 0 P: 7	R: 0 E: 1 K: 1 S: 5	H: 1 LOB: 1 BB: 1 P: 9	R: 0 E: 0 K: 0 S: 3	H: 0 LOB: 0 BB: 0 P: 3	R: 0 E: 0 K: 2 S: 7	H: 0 LOB: 0 BB: 0 P: 7	1B: 4 2B: 0 3B: 1 HR: 0	SF: 0 SAC: 0 DP: 1 HBP: 0	WP: 0 PB: 0 SB: 0 CS: 0	PA: 35													
PITCHER	IP	WLS	BF	H	R	ER	SO	BB	IBB	HBP	BLK	WP	HR	S	P	ERA	WHIP	PITCHER	IP	WLS	BF	H	R	ER	SO	BB	IBB	HBP	BLK	WP	HR	S	P	ERA	WHIP
57 Zach Duke, L ERA: 7.71	2.1	L	15	4	3	3	3	3	0	0	0	0	0	18	30	10.12	2.625	39 Chris Jakubauskas, R ERA: 7.38	1.0		3	0	0	0	0	0	0	0	0	0	0	3	3	0.00	0.000
79 Steven Jackson, R ERA: 8.1	0.2		1	0	0	0	1	0	0	0	0	0	0	3	3	0.00	0.000	23 Vinnie Chulk, R ERA: 2.25	1.0		3	0	0	0	2	0	0	0	0	0	0	7	7	0.00	0.000
34 Daniel McCutchen, R ERA: 2.25	2.0		6	0	0	0	2	0	0	0	0	0	0	10	10	0.00	0.000																		
53 Brendan Donnelly, R ERA:	1.0		3	0	0	0	2	0	0	0	0	0	0	7	7	0.00	0.000																		
48 Javier López, L ERA:	1.0		4	1	0	0	1	1	0	0	0	0	0	5	9	0.00	2.000																		


Batter	1	2	3	4	5	6	7	8	9	AB	R	H	RBI	BB	SO	LOB	BOTTOM																		
22 Andrew McCutchen, R OBP: 0.353, SLG: 0.267	G6-3									3	0	0	0	0	1	2	Baltimore Orioles @ Pittsburgh Pirates McKechnie Field, Bradenton, FL Wed Mar 10, 2010, 7:15 PM - 9:38 PM EST Att: 3,885 - Partly Cloudy - 72 F																		
43 Gorkys Hernandez, R OBP: 0.250, SLG: 0.143										1	0	0	0	0	0	0																			
2 Bobby Crosby, R OBP: 0.278, SLG: 0.556	G6-3									3	0	0	0	0	0	1																			
73 Argenis Diaz, R OBP: 0.250, SLG: 0.143										1	0	0	0	0	0	0																			
46 Garrett Jones, L OBP: 0.235, SLG: 0.706										3	0	1	0	0	0	0																			
61 Jonathan Van Every, L (9, PH)										1	0	0	0	0	0	0																			
41 Ryan Doumit, S OBP: 0.308, SLG: 0.308										3	0	1	0	0	0	1																			
67 Erik Kratz, R OBP: 0.167, SLG: 0.333	G4-3									1	0	0	0	0	0	0																			
19 Ryan Church, L OBP: 0.200, SLG: 0.400										3	0	0	0	0	1	1																			
31 Jose Tabata, R OBP: 0.316, SLG: 0.375										1	0	1	0	0	0	0																			
44 Brandon Moss, L (1, 7)										2	1	0	0	1	1	0																			
16 Brandon Jones, L (8, 7)										1	0	0	0	0	0	1																			
17 Pedro Alvarez, L OBP: 0.350, SLG: 0.579										3	1	1	1	0	1	0																			
18 Neil Walker, S OBP: 0.556, SLG: 0.200										0	0	0	0	0	0	0																			
51 Steve Pearce, R OBP: 0.263, SLG: 0.133										3	0	1	0	0	1	0																			
81 Hector Gimenez, S OBP: 0.667, SLG: 0.667										0	0	0	0	0	0	0																			
5 Ramón Vázquez, L OBP: 0.500, SLG: 0.500										2	0	2	1	0	0	0																			
80 Brian Friday, R OBP: 0.333, SLG: 0.800										1	0	0	0	0	0	0																			
Inning Stats	R: 0 E: 0 K: 0 S: 4	H: 1 LOB: 1 BB: 0 P: 4	R: 2 E: 0 K: 0 S: 5	H: 3 LOB: 1 BB: 1 P: 9	R: 0 E: 0 K: 0 S: 4	H: 1 LOB: 1 BB: 0 P: 4	R: 0 E: 0 K: 1 S: 5	H: 0 LOB: 0 BB: 0 P: 5	R: 0 E: 0 K: 1 S: 5	H: 0 LOB: 0 BB: 0 P: 5	R: 0 E: 0 K: 2 S: 7	H: 0 LOB: 0 BB: 0 P: 7	R: 0 E: 0 K: 0 S: 3	H: 0 LOB: 0 BB: 0 P: 3	R: 0 E: 0 K: 0 S: 4	H: 1 LOB: 1 BB: 0 P: 5	1B: 5 2B: 2 3B: 0 HR: 0	SF: 0 SAC: 0 DP: 1 HBP: 0	WP: 0 PB: 0 SB: 1 CS: 0	PA: 33															
PITCHER	IP	WLS	BF	H	R	ER	SO	BB	IBB	HBP	BLK	WP	HR	S	P	ERA	WHIP	PITCHER	IP	WLS	BF	H	R	ER	SO	BB	IBB	HBP	BLK	WP	HR	S	P	ERA	WHIP
35 Brad Bergesen, R ERA:	1.1	W	8	3	2	2	0	1	0	0	0	0	0	2	2	0.00	1.500	31 Kam Mickolio, R ERA: 3.0	1.0		3	0	0	0	0	0	0	0	0	0	0	3	3	0.00	0.000
64 Luis Lebron, R ERA:	0.2	H	2	1	0	0	0	0	0	0	0	0	0	2	2	0.00	1.500	37 Matt Albers, R ERA:	1.0	S	4	1	0	0	0	0	0	0	0	0	0	4	5	0.00	1.000
49 Jason Berken, R ERA:	2.0	H	7	1	0	0	1	0	0	0	0	0	0	9	9	0.00	0.500																		
27 Mark Hendrickson, L ERA: 4.5	2.0	H	6	1	0	0	2	0	0	0	0	0	0	10	10	0.00	0.500																		
13 Will Ohman, L ERA:	1.0	H	3	0	0	0	2	0	0	0	0	0	0	7	7	0.00	0.000																		

AB	31
R	3
H	5
RBI	3
BB	4
SO	11
LOB	8



Batter	1	2	3	4	5	6	7	8	9	AB	R	H	RBI	BB	SO	LOB	TOP
1 Sean Rodriguez, R (1.6) <small>OBP: 0.479, SLG: 1.000</small> 72 Chris De La Cruz, S (6.6) <small>OBP: 0.550, SLG: 1.000</small>	F9	E8		K		G5-3			G3-1	4	1	1	1	0	1	0	Tampa Bay Rays @ Pittsburgh Pirates McKechnie Field, Bradenton, FL Thu Mar 11 2010, 1:15 PM - 4:55 PM EST Att. 4,194 - Overcast - 80 F
13 Carl Crawford, L (1.7) <small>OBP: 0.231, SLG: 0.538</small> 11 Justin Ruggiano, R (6.9) <small>OBP: 0.579, SLG: 0.941</small>	F8	CS				F7				3	1	2	1	0	0		
2 B.J. Upton, R (1.8) <small>OBP: 0.200, SLG: 0.300</small> 69 Angel Chavez, R (6.4) <small>OBP: 0.267, SLG: 0.429</small>	K	CS	G6-3			G6-3			G4-3	3	0	0	0	0	2	0	
5 Pat Burrell, R (1.9) <small>OBP: 0.333, SLG: 0.467</small> 43 Ryan Shealy, R (6.3) <small>OBP: 0.536, SLG: 0.444</small>		BB								2	2	2	1	1	0	0	
30 Dioner Navarro, S (1.2) <small>OBP: 0.692, SLG: 0.700</small> 41 Jose Lobaton, S (3.2) <small>OBP: 0.143, SLG: 0.143</small>		BB								1	1	0	0	0	1	0	
24 Dan Johnson, L (1.3) <small>OBP: 0.350, SLG: 0.353</small> 10 Omar Luna, R (8.4)										3	2	1	0	2	0	2	
10 Kelly Shoppach, R (1.10) <small>OBP: 0.142, SLG: 0.733</small> 43 Reid Frank, L (7.10) <small>OBP: 0.500, SLG: 1.000</small>		BB								1	1	0	0	2	1	2	
15 Reid Brignac, L (1.4) <small>OBP: 0.476, SLG: 0.700</small> 55 Emeel Salem, L (6.7) <small>OBP: 0.500, SLG: 1.000</small>		BB								3	1	2	3	0	0	0	
37 Elliot Johnson, S (1.5) <small>OBP: 0.350, SLG: 0.579</small>										4	1	1	2	0	1	3	
Inning Stats R: 0 H: 0 E: 0 LOB: 0 K: 1 S: 5 R: 5 H: 3 E: 1 LOB: 0 K: 0 S: 6 R: 0 H: 1 E: 1 LOB: 2 K: 1 S: 6 R: 0 H: 0 E: 0 LOB: 0 K: 2 S: 7 R: 3 H: 4 E: 0 LOB: 2 K: 1 S: 10 R: 0 H: 0 E: 0 LOB: 0 K: 0 S: 3 R: 7 H: 5 E: 0 LOB: 2 K: 2 S: 15 R: 0 H: 0 E: 0 LOB: 0 K: 0 S: 3 R: 1 H: 2 E: 0 LOB: 1 K: 0 S: 5 1B: 7 SF: 2 WP: 0 PA: 49 2B: 4 2B: 4 FB: 0 3B: 0 3B: 0 SB: 0 HR: 4 HBP: 0 CS: 1																	
PITCHER 25 Kevin Hart, R (1.1) <small>ERA: 21.0</small> 70 Jack Taschner, L (3.1) <small>ERA: 6.0</small> 47 Evan Meek, R (4.1) <small>ERA: 6.0</small> 68 Jan Machi, R (5.1) <small>ERA: 6.75</small> 69 Jeremy Powell, R (6.1) <small>ERA: 6.75</small>	IP WLS BF H R ER SO BB IBB HBP BLK WP HR S P ERA WHIP	2.0 11 3 5 5 1 3 0 0 0 0 0 11 23 22.50 3.000	1.0 5 1 0 0 1 1 0 0 0 0 0 6 10 0.00 2.000	1.0 3 0 0 0 2 0 0 0 0 0 0 7 7 0.00 0.000	1.0 8 4 3 3 1 1 0 0 0 0 2 10 15 27.00 5.000	1.0 3 0 0 0 0 0 0 0 0 0 0 3 3 0.00 0.000	PITCHER 27 Jeff Karstens, R (7.1) <small>ERA: 12.27</small> 62 Ramon Aguero, R (7.1) <small>ERA: 7.71</small> 56 Donnie Veal, L (8.1) <small>ERA: 7.71</small> 76 Virgil Vasquez, R (9.1) <small>ERA: 23.14</small>	IP WLS BF H R ER SO BB IBB HBP BLK WP HR S P ERA WHIP	0.2 L 7 3 5 5 1 2 0 0 0 0 0 0 7 15 67.50 7.500	0.1 3 2 2 2 1 0 0 0 0 0 0 2 8 14 54.00 6.000	1.0 3 0 0 0 0 0 0 0 0 0 0 3 3 0.00 0.000	1.0 5 2 1 1 0 0 0 0 0 0 0 5 5 9.00 2.000					
Batter	1	2	3	4	5	6	7	8	9	AB	R	H	RBI	BB	SO	LOB	BOTTOM
3 Akinori Iwamura, L (1.4) <small>OBP: 0.231, SLG: 0.167</small> 24 Delwyn Young, S (5.4) <small>OBP: 0.368, SLG: 0.529</small>	K	G4-6-3		G1-3		FC6-4			E8	3	0	0	0	0	1	2	Tampa Bay Rays @ Pittsburgh Pirates McKechnie Field, Bradenton, FL Thu Mar 11 2010, 1:15 PM - 4:55 PM EST Att. 4,194 - Overcast - 80 F
31 Jose Tabata, R (1.8) <small>OBP: 0.304, SLG: 0.450</small> 43 Gorkys Hernandez, R (7.8) <small>OBP: 0.300, SLG: 0.222</small>	F9	K								4	1	1	0	0	2	1	
85 Lastings Milledge, R (1.7) <small>OBP: 0.412, SLG: 0.940</small> 61 Jonathan Van Every, L (6.7) <small>OBP: 0.200, SLG: 0.111</small>	BB									3	2	2	1	0	0	0	
41 Ryan Doumit, S (1.10) <small>OBP: 0.313, SLG: 0.267</small> 16 Brandon Jones, L (7.10) <small>OBP: 0.222, SLG: 0.125</small>	BB									2	1	0	0	1	1	1	
6 Jeff Clement, L (1.3) <small>OBP: 0.300, SLG: 0.250</small>	BB									3	3	1	1	2	0	3	
15 Andy LaRoche, R (1.5) <small>OBP: 0.235, SLG: 0.438</small> 18 Neil Walker, S (6.5) <small>OBP: 0.636, SLG: 0.857</small>	BB									2	1	1	3	1	0	0	
5 Ronny Cedeno, R (1.6) <small>OBP: 0.235, SLG: 0.471</small> 82 Doug Bernier, R (6.6) <small>OBP: 0.400, SLG: 0.143</small>	BB									2	2	2	2	0	0	0	
58 John Raynor, R (1.9) <small>OBP: 0.474, SLG: 0.722</small>										5	1	1	0	0	1	4	
81 Hector Gimenez, S (1.2) <small>OBP: 0.667, SLG: 0.571</small> 75 Luke Carlin, S (7.2) <small>OBP: 0.143, SLG: 0.143</small>										1	0	0	0	2	0	1	
Inning Stats R: 5 H: 3 E: 0 LOB: 0 K: 1 S: 10 R: 0 H: 0 E: 0 LOB: 0 K: 1 S: 4 R: 1 H: 1 E: 0 LOB: 0 K: 1 S: 6 R: 0 H: 0 E: 1 LOB: 1 K: 1 S: 6 R: 1 H: 2 E: 0 LOB: 2 K: 0 S: 5 R: 1 H: 2 E: 0 LOB: 2 K: 1 S: 6 R: 2 H: 1 E: 0 LOB: 0 K: 1 S: 6 R: 1 H: 1 E: 0 LOB: 0 K: 1 S: 7 R: 4 H: 5 E: 2 LOB: 3 K: 1 S: 11 1B: 8 SF: 0 WP: 1 PA: 50 2B: 2 2B: 2 FB: 1 3B: 2 3B: 2 SB: 1 HR: 3 HBP: 0 CS: 0																	
PITCHER 40 Wade Davis, R (1.1) <small>ERA: 14.73</small> 47 Jeff Bennett, R (3.1) <small>ERA: 4.76</small> 54 Mike Ekstrom, R (5.1) <small>ERA: 20.25</small> 72 Richard De Los Santos, R (7.1) <small>ERA: 9.82</small> 75 Heath Rollins, R (8.1) <small>ERA: 6.75</small>	IP WLS BF H R ER SO BB IBB HBP BLK WP HR S P ERA WHIP	2.0 13 3 2 1 2 1 0 0 0 0 1 0 16 22 3.38 1.500	1.1 W 7 2 1 1 1 2 0 0 0 0 0 0 7 15 6.75 3.000	1.2 8 2 3 3 2 1 0 0 0 0 0 2 12 18 16.20 3.800	1.1 11 5 4 3 1 1 0 0 0 0 0 0 12 16 20.25 4.500												

Batter	1	2	3	4	5	6	7	8	9	AB R H RBI BB SO LOB	TOP																								
											Pittsburgh Pirates @ Atlanta Braves Champion Stadium, Lake Buena Vista, FL Fri Mar 12 2010, 1:05 PM EST livebaseballscorecards.com																								
		AB 0 R 0 H 0 RBI 0 BB 0 SO 0 LOB 0																																	
																																			
Inning Stats											1B: 0 SF: 0 WP: 0 PA: 0 2B: 0 SAC: 0 FB: 0 3B: 0 DP: 0 SB: 0 HR: 0 HBP: 0 CS: 0																								
PITCHER	IP	WLS	BF	H	R	ER	SO	BB	IBB	HBP	BLK	WP	HR	S	P	ERA	WHIP	PITCHER	IP	WLS	BF	H	R	ER	SO	BB	IBB	HBP	BLK	WP	HR	S	P	ERA	WHIP

Batter	1	2	3	4	5	6	7	8	9	AB R H RBI BB SO LOB	BOTTOM																								
											Pittsburgh Pirates @ Atlanta Braves Champion Stadium, Lake Buena Vista, FL Fri Mar 12 2010, 1:05 PM EST livebaseballscorecards.com																								
		AB 0 R 0 H 0 RBI 0 BB 0 SO 0 LOB 0																																	
																																			
Inning Stats											1B: 0 SF: 0 WP: 0 PA: 0 2B: 0 SAC: 0 FB: 0 3B: 0 DP: 0 SB: 0 HR: 0 HBP: 0 CS: 0																								
PITCHER	IP	WLS	BF	H	R	ER	SO	BB	IBB	HBP	BLK	WP	HR	S	P	ERA	WHIP	PITCHER	IP	WLS	BF	H	R	ER	SO	BB	IBB	HBP	BLK	WP	HR	S	P	ERA	WHIP

Batter	1	2	3	4	5	6	7	8	9	AB	R	H	RBI	BB	SO	LOB	TOP										
11 Jimmy Rollins, S OBP: 0.276, SLG: 0.481 78 Dominic Brown, L OBP: 0.375, SLG: 0.429										3	0	0	0	0	2	1											
27 Placido Polanco, R OBP: 0.393, SLG: 0.346 12 Cody Ransom, R OBP: 0.308, SLG: 1.000										2	2	0	0	0	1	0											
26 Chase Utley, L OBP: 0.609, SLG: 0.438 21 Wilson Valdez, R OBP: 0.667, SLG: 0.727										0	0	0	0	2	0	0											
6 Ryan Howard, L OBP: 0.345, SLG: 0.296 62 Brian Bocoock, R OBP: 0.500, SLG: 0.417										3	0	2	1	0	0	1											
28 Jayson Werth, R OBP: 0.286, SLG: 0.320 31 Dewayne Wise, L OBP: 0.333, SLG: 0.556										1	1	0	0	0	0	0											
10 Ben Francisco, R OBP: 0.333, SLG: 0.450										3	0	0	0	1	0	1											
40 John Mayberry Jr., R OBP: 0.269, SLG: 0.520										3	0	0	1	0	1	0											
3 Ross Gload, L OBP: 0.227, SLG: 0.381										4	0	0	0	0	0	2											
Carlos Ruiz, R OBP: 0.313, SLG: 0.308 61 Dane Sardinha, R OBP: 0.313, SLG: 0.308										3	0	2	0	0	0	0											
Inning Stats	R: 0 E: 0 K: 2 S: 8	H: 1 LOB: 2 BB: 1 P: 12	R: 0 E: 0 K: 0 S: 3	H: 0 LOB: 0 BB: 0 P: 3	R: 0 E: 0 K: 2 S: 7	H: 0 LOB: 0 BB: 0 P: 7	R: 1 E: 0 K: 0 S: 4	H: 1 LOB: 2 BB: 2 P: 12	R: 3 E: 0 K: 0 S: 7	H: 4 LOB: 1 BB: 0 P: 8	R: 0 E: 0 K: 0 S: 4	H: 1 LOB: 0 BB: 0 P: 4	R: 1 E: 0 K: 0 S: 5	H: 1 LOB: 0 BB: 0 P: 6	R: 0 E: 0 K: 1 S: 5	H: 0 LOB: 0 BB: 1 P: 5	R: 0 E: 0 K: 2 S: 7	H: 1 LOB: 1 BB: 1 P: 11	1B: 7 2B: 1 3B: 0 HR: 1	SF: 1 SAC: 0 DP: 0 HBP: 0	WP: 0 PB: 0 SB: 1 CS: 1	PA: 39					
PITCHER	IP	WLS	BF	H	R	ER	SO	BB	IBB	HBP	BLK	WP	HR	S	P	ERA	WHIP										
57 Zach Duke, L ERA: 5.4	3.2		16	2	1	1	4	3	0	0	0	0	0	21	33	2.46	1.364										
47 Evan Meek, R ERA: 10.38	1.1	L	8	4	3	3	0	0	0	0	1	0	0	8	9	20.25	3.000										
69 Jeremy Powell, R ERA: 1.29	2.0		8	2	1	1	0	0	0	0	0	0	1	9	10	4.50	1.000										
48 Javier López, L ERA:	1.0		3	0	0	0	1	0	0	0	0	0	0	5	5	0.00	0.000										
70 Jack Taschner, L ERA:	1.0		4	1	0	0	2	1	0	0	0	0	0	7	11	0.00	2.000										

Philadelphia Phillies @ Pittsburgh Pirates
 McKechnie Field, Bradenton, FL
 Mon Mar 15 2010, 1:20 PM - 3:40 PM EDT
 Att: 5,961 - Sunny - 69 F

AB 34
 R 5
 H 9
 RBI 5
 BB 4
 SO 7
 LOB 10



Batter	1	2	3	4	5	6	7	8	9	AB	R	H	RBI	BB	SO	LOB	BOTTOM										
22 Andrew McCutchen, R OBP: 0.348, SLG: 0.333 58 John Raynor, R OBP: 0.450, SLG: 0.684										3	0	1	0	0	1	0											
3 Akinori Iwamura, L OBP: 0.316, SLG: 0.375 17 Pedro Alvarez, L OBP: 0.375, SLG: 0.545										2	0	0	0	1	1	1											
46 Garrett Jones, L OBP: 0.154, SLG: 0.480 44 Brandon Moss, L OBP: 0.200, SLG: 0.200										3	0	0	0	0	1	1											
41 Ryan Doumit, S OBP: 0.333, SLG: 0.350 35 Jason Jaramillo, S OBP: 0.200, SLG: 0.200										2	1	1	0	0	0	1											
85 Lastings Milledge, R OBP: 0.480, SLG: 0.429 31 Jose Tabata, R OBP: 0.310, SLG: 0.423										2	0	1	1	0	1	1											
6 Jeff Clement, L OBP: 0.286, SLG: 0.217 51 Steve Pearce, R OBP: 0.348, SLG: 0.444										2	0	0	0	0	1	1											
15 Andy LaRoche, R OBP: 0.200, SLG: 0.333 18 Neil Walker, S OBP: 0.583, SLG: 0.750										2	0	0	0	0	0	0											
24 Delwyn Young, S OBP: 0.444, SLG: 0.792 82 Doug Bernier, R OBP: 0.384, SLG: 1.125										1	0	1	0	1	0	0											
5 Ramón Vázquez, L OBP: 0.375, SLG: 0.375 13 Chase d'Arnaud, R OBP: 0.375, SLG: 0.375										2	0	0	0	0	1	2											
Inning Stats	R: 0 E: 0 K: 1 S: 5	H: 0 LOB: 0 BB: 0 P: 5	R: 1 E: 0 K: 0 S: 4	H: 2 LOB: 0 BB: 0 P: 4	R: 0 E: 0 K: 1 S: 5	H: 1 LOB: 0 BB: 0 P: 5	R: 0 E: 0 K: 2 S: 7	H: 0 LOB: 1 BB: 1 P: 11	R: 0 E: 0 K: 0 S: 3	H: 1 LOB: 0 BB: 0 P: 3	R: 0 E: 0 K: 0 S: 3	H: 0 LOB: 0 BB: 0 P: 3	R: 0 E: 0 K: 1 S: 5	H: 0 LOB: 0 BB: 0 P: 5	R: 0 E: 0 K: 0 S: 3	H: 0 LOB: 0 BB: 0 P: 3	1B: 3 2B: 2 3B: 0 HR: 0	SF: 0 SAC: 0 DP: 3 HBP: 0	WP: 0 PB: 0 SB: 0 CS: 0	PA: 30							
PITCHER	IP	WLS	BF	H	R	ER	SO	BB	IBB	HBP	BLK	WP	HR	S	P	ERA	WHIP										
34 Roy Halladay, R ERA:	1.1		3	1	1	0	0	2	0	0	0	0	0	28	36	1.80	1.000										
57 David Herndon, R ERA:	2.0	H	6	1	0	0	0	0	0	0	0	0	0	6	6	0.00	0.500										
37 Chad Durbin, R ERA:	1.0		3	0	0	0	1	0	0	0	0	0	0	5	5	0.00	0.000										
44 Ehren Wassermann, R ERA:	1.0		3	0	0	0	0	0	0	0	0	0	0	3	3	0.00	0.000										

Philadelphia Phillies @ Pittsburgh Pirates
 McKechnie Field, Bradenton, FL
 Mon Mar 15 2010, 1:20 PM - 3:40 PM EDT
 Att: 5,961 - Sunny - 69 F


AB 28
 R 1
 H 4
 RBI 1
 BB 2
 SO 7
 LOB 7




Batter	1	2	3	4	5	6	7	8	9	AB	R	H	RBI	BB	SO	LOB	TOP				
5 Ronny Cedeno, R (1.6) 80 Jordy Mercer, R (7.6)										3	1	1	0	0	1	0	Pittsburgh Pirates @ Minnesota Twins Hammond Stadium, Fort Myers, FL Thu Mar 18 20:10, 1:20 PM - 3:35 PM EDT Att: 8,272 - Sunny - 65 F				
24 Delwyn Young, S (1.4) 82 Doug Bernier, R (8.4)										4	1	1	2	0	0	0					
46 Garrett Jones, L (1.9) 31 Jose Tabata, R (7.9)										3	0	0	0	0	1	1					
6 Jeff Clement, L (1.3) 51 Steve Pearce, R (7.3)										3	1	1	1	0	0	1					
85 Lastings Milledge, R (1.7) 61 Jonathan Van Every, L (7.7)										3	0	0	0	0	0	1					
44 Brandon Moss, L (1.10) 76 Brian Myrow, L (9.10)										3	0	0	0	0	0	1					
17 Pedro Alvarez, L (1.5) 18 Neil Walker, S (7.5)										3	0	0	0	0	1	1					
58 John Raynor, R (1.8)										3	0	0	0	0	0	0					
35 Jason Jaramillo, S (1.2) 67 Erik Kratz, R (7.2)										2	1	1	1	0	0	0					
Inning Stats	R: 0 E: 0 K: 2 S: 7	H: 0 LOB: 0 BB: 0 P: 7	R: 0 E: 0 K: 0 S: 3	H: 0 LOB: 0 BB: 0 P: 3	R: 1 E: 0 K: 0 S: 4	H: 1 LOB: 0 BB: 0 P: 5	R: 0 E: 1 K: 0 S: 4	H: 0 LOB: 1 BB: 0 P: 4	R: 0 E: 0 K: 0 S: 3	H: 0 LOB: 0 BB: 0 P: 3	R: 3 E: 0 K: 0 S: 9	H: 3 LOB: 0 BB: 0 P: 13	R: 0 E: 1 K: 1 S: 5	H: 0 LOB: 0 BB: 0 P: 5	R: 0 E: 0 K: 3 S: 9	H: 0 LOB: 1 BB: 1 P: 13		1B: 0 2B: 1 3B: 0 HR: 3	SF: 0 SAC: 0 DP: 0 HBP: 0	WP: 0 PB: 0 SB: 0 CS: 1	PA: 33
PITCHER	IP WLS BF H R ER SO BB IBB HBP BLK WP HR S P ERA WHIP																				
48 Carl Pavano, R (1.1) 55 Clay Condrey, R (6.1) 50 Jose Mijares, L (7.1) Alex Burnett, R (8.1) 39 Anthony Slama, R (9.1)	5.0 1.0 1.0 1.0 1.0	WLS B 0 0 W	BF 6 3 0 4	H 1 3 0 0	R 1 3 0 0	ER 1 0 0 0	SO 2 3 1 3	BB 0 0 0 1	IBB 0 0 0 0	HBP 0 0 0 0	BLK 0 0 0 0	WP 0 0 0 0	HR 1 2 0 0	S 21 9 5 5	P 12 13 5 13	ERA 1.80 27.00 0.00 0.00 0.00	WHIP 0.200 3.000 0.000 0.000 1.000				

Batter	1	2	3	4	5	6	7	8	9	AB	R	H	RBI	BB	SO	LOB	BOTTOM					
87 Ben Revere, L (1.8)										4	0	0	0	0	2	0	Pittsburgh Pirates @ Minnesota Twins Hammond Stadium, Fort Myers, FL Thu Mar 18 20:10, 1:20 PM - 3:35 PM EDT Att: 8,272 - Sunny - 65 F					
1 Orlando Hudson, S (1.4) 24 Trevor Plouffe, R (6.6)										3	0	1	0	0	1	1						
7 Joe Mauer, L (1.2) 41 Drew Butera, R (7.2)										3	0	0	0	0	2	1						
33 Justin Morneau, L (1.3) 83 Chris Parmelee, L (7.3)										3	0	0	0	0	1	1						
25 Jim Thome, L (1.10) 19 Danny Valencia, R (6.10)										2	2	2	1	0	0	0						
5 Michael Cuddyer, R (1.9) 86 Juan Portes, R (6.9)										2	0	2	0	0	0	0						
11 Jacque Jones, L (1.7) 85 Brian Dinkelman, L (8.7)										3	0	0	0	0	1	3						
23 Brendan Harris, R (1.5) 38 Luke Hughes, R (8.5)										2	1	1	2	0	0	1						
20 Matt Tolbert, S (1.6) (6.4)										3	0	0	0	0	3	0						
Inning Stats	R: 0 E: 1 K: 0 S: 4	H: 0 LOB: 1 BB: 0 P: 4	R: 1 E: 0 K: 0 S: 5	H: 2 LOB: 1 BB: 0 P: 5	R: 0 E: 0 K: 2 S: 7	H: 0 LOB: 0 BB: 0 P: 7	R: 1 E: 0 K: 0 S: 5	H: 2 LOB: 2 BB: 0 P: 7	R: 0 E: 0 K: 0 S: 3	H: 1 LOB: 0 BB: 0 P: 3	R: 0 E: 0 K: 2 S: 7	H: 0 LOB: 0 BB: 0 P: 7	R: 1 E: 0 K: 2 S: 8	H: 1 LOB: 0 BB: 0 P: 8	R: 1 E: 0 K: 1 S: 6	H: 1 LOB: 0 BB: 0 P: 6		R: 1 E: 0 K: 0 S: 3	H: 2 LOB: 1 BB: 0 P: 3	1B: 5 2B: 2 3B: 0 HR: 2	SF: 1 SAC: 0 DP: 1 HBP: 1	WP: 0 PB: 0 SB: 0 CS: 0
PITCHER	IP WLS BF H R ER SO BB IBB HBP BLK WP HR S P ERA WHIP																					
49 Ross Ohlendorf, R (1.1) 39 Chris Jakubauskas, R (5.1) 48 Javier López, L (6.1) 70 Jack Taschner, L (7.1) 74 Brian Bass, R (8.1)	4.0 1.0 1.0 1.0 1.1	WLS 0 H H L	BF 18 3 3 4 7	H 4 1 0 3	R 2 0 1 2	ER 2 0 0 1	SO 2 0 2 1	BB 0 0 0 0	IBB 0 0 0 0	HBP 1 0 0 0	BLK 0 0 0 0	WP 0 0 0 0	HR 1 0 7 8	S 21 3 7 8	P 23 3 7 9	ERA 4.50 0.00 0.00 9.00 13.50	WHIP 1.000 1.000 0.000 1.000 2.250					



Batter	1	2	3	4	5	6	7	8	9	AB R H RBI BB SO LOB	TOP																								
											<p>Tampa Bay Rays @ Pittsburgh Pirates McKechnie Field, Bradenton, FL Sun Mar 21 2010, 1:05 PM EDT</p> <p>livebaseballscorecards.com</p> <p>AB 0 R 0 H 0 RBI 0 BB 0 SO 0 LOB 0</p> 																								
Inning Stats										1B: 0 SF: 0 WP: 0 PA: 0 2B: 0 SAC: 0 FB: 0 3B: 0 DP: 0 SB: 0 HR: 0 HBP: 0 CS: 0																									
PITCHER	IP	WLS	BF	H	R	ER	SO	BB	IBB	HBP	BLK	WP	HR	S	P	ERA	WHIP	PITCHER	IP	WLS	BF	H	R	ER	SO	BB	IBB	HBP	BLK	WP	HR	S	P	ERA	WHIP

Batter	1	2	3	4	5	6	7	8	9	AB R H RBI BB SO LOB	BOTTOM																								
											<p>Tampa Bay Rays @ Pittsburgh Pirates McKechnie Field, Bradenton, FL Sun Mar 21 2010, 1:05 PM EDT</p> <p>livebaseballscorecards.com</p> <p>AB 0 R 0 H 0 RBI 0 BB 0 SO 0 LOB 0</p> 																								
Inning Stats										1B: 0 SF: 0 WP: 0 PA: 0 2B: 0 SAC: 0 FB: 0 3B: 0 DP: 0 SB: 0 HR: 0 HBP: 0 CS: 0																									
PITCHER	IP	WLS	BF	H	R	ER	SO	BB	IBB	HBP	BLK	WP	HR	S	P	ERA	WHIP	PITCHER	IP	WLS	BF	H	R	ER	SO	BB	IBB	HBP	BLK	WP	HR	S	P	ERA	WHIP

Batter	1	2	3	4	5	6	7	8	9	AB	R	H	RBI	BB	SO	LOB	TOP										
2 Jacoby Ellsbury, L OBP: 0.314, SLG: 0.469 93 Bubba Bell, L OBP: 0.364, SLG: 0.333	0-0 41 HR 1B		0-0 G3		0-0 SF9		0-0 F7		0-3 K	2	1	1	1	0	0	0											
23 Mike Cameron, R OBP: 0.474, SLG: 0.733 82 Shannon Wilkerson, R (8, 7)	0-3 K		1-0 HR		0-3 K				0-3 K	4	1	1	1	0	3	1											
41 Victor Martinez, S OBP: 0.306, SLG: 0.412 Jose Iglesias, R OBP: 0.385, SLG: 0.583	1-2 HR		0-0 G6-3		0-0 1B				0-0 1B	3	1	2	2	0	0	0											
25 Mike Lowell, R OBP: 0.100, SLG: 0.100 Anthony Rizzo, L OBP: 0.125, SLG: 0.125	0-3 K		0-0 P3		0-0 F8				0-3 K	3	0	0	0	0	1	1											
32 Jeremy Hermida, L OBP: 0.447, SLG: 0.571 99 Chih-Hsien Chiang, L (8, PH)	0-3 K			0-3 K					0-0 G3	3	0	1	0	0	2	0											
22 Bill Hall, R OBP: 0.283, SLG: 0.333 50 Dusty Brown, R OBP: 0.409, SLG: 0.389		3-2 HR		0-0 G6-3					4-0 93 WP 91 HBP BB	2	1	1	2	0	0	0											
70 Tug Hulett, L OBP: 0.323, SLG: 0.517 Jonathan Hee, R (9, 4)	0-0 L6			0-3 K					0-0 P6	4	0	0	0	0	1	3											
68 Josh Reddick, L OBP: 0.429, SLG: 0.700 97 Alex Hassan, R (9, 9)	0-0 P3				0-0 91 G4-3 2 SF9 2B				0-0 F7	4	1	1	0	0	0	1											
91 Jorge Jimenez, L OBP: 0.286, SLG: 0.250	0-3 K				0-0 G4-3				1-2 93 WP HBP	3	0	0	0	0	2	1											
Inning Stats	R: 2 E: 0 K: 3 S: 13	H: 2 LOB: 0 BB: 0 P: 14	R: 1 E: 0 K: 1 S: 8	H: 1 LOB: 0 BB: 0 P: 11	R: 1 E: 0 K: 0 S: 4	H: 1 LOB: 0 BB: 0 P: 5	R: 0 E: 0 K: 2 S: 7	H: 0 LOB: 0 BB: 0 P: 7	R: 1 E: 0 K: 1 S: 6	H: 1 LOB: 0 BB: 0 P: 6	R: 1 E: 0 K: 0 S: 5	H: 2 LOB: 2 BB: 0 P: 5	R: 0 E: 0 K: 1 S: 5	H: 0 LOB: 0 BB: 0 P: 5	R: 0 E: 0 K: 2 S: 8	H: 1 LOB: 1 BB: 0 P: 8	R: 0 E: 0 K: 1 S: 5	H: 0 LOB: 2 BB: 1 P: 10	1B: 3 2B: 2 3B: 0 HR: 3	SF: 2 SAC: 0 DP: 0 HBP: 1	WP: 1 PB: 0 SB: 0 CS: 0	PA: 37					
PITCHER	IP	WLS	BF	H	R	ER	SO	BB	IBB	HBP	BLK	WP	HR	S	P	ERA	WHIP										
28 Paul Maholm, L ERA: 4.8	5.0	L	20	5	5	5	7	0	0	0	0	0	3	38	43	9.00	1.000										
77 D.J. Carrasco, R ERA: 2.7	1.0		5	2	1	1	0	0	0	0	0	0	0	5	5	9.00	2.000										
48 Javier López, L ERA:	1.0		3	0	0	0	1	0	0	0	0	0	0	5	5	0.00	0.000										
53 Brendan Donnelly, R ERA: 3.0	1.0		4	1	0	0	2	0	0	0	0	0	0	8	8	0.00	1.000										
29 Octavio Detel, R ERA:	1.0		5	0	0	0	1	1	0	1	0	1	0	5	10	0.00	1.000										

Boston Red Sox @ Pittsburgh Pirates
 McKechnie Field, Bradenton, FL
 Wed Mar 24 2010, 1:15 PM - 3:53 PM EDT
 Att: 6,053 - Sunny - 73 F

AB 33
 R 6
 H 8
 RBI 6
 BB 1
 SO 11
 LOB 11



Batter	1	2	3	4	5	6	7	8	9	AB	R	H	RBI	BB	SO	LOB	BOTTOM										
3 Akinori Iwamura, L OBP: 0.323, SLG: 0.429 77 D.J. Carrasco, R (6, 1)	0-0 85 S 46 G3 2B		0-3 K		0-0 1B				0-3 K	3	1	2	0	0	1	0											
5 Ronny Cedeno, R OBP: 0.300, SLG: 0.483 80 Jordy Mercer, R (7, 6)	0-0 G5-3		0-0 85 BB 1B		0-3 K				0-0 G5-3	3	0	1	0	0	1	2											
85 Lastings Milledge, R OBP: 0.319, SLG: 0.250 44 Brandon Moss, L OBP: 0.156, SLG: 0.069	4-0 46 G3 BB		4-0 1-2 BB		0-0 G5-3				0-0 1B	1	0	0	0	2	0	0											
46 Garrett Jones, L OBP: 0.227, SLG: 0.500 Quincy Latimore, R (7, 9)	0-0 G3		0-3 K		0-3 K				0-3 K	3	0	0	1	0	2	3											
2 Bobby Crosby, R OBP: 0.323, SLG: 0.690 48 Javier López, L (7, 1)	0-0 P5			0-3 K					0-3 K	3	0	0	0	0	2	1											
58 Jeremy Farrell, R OBP: 0.667, SLG: 1.667									1-2 HR	3	0	0	0	0	2	1											
5 Ramón Vázquez, L OBP: 0.222, SLG: 0.176 75 Luke Carlin, S OBP: 0.250, SLG: 0.333		0-0 L7		0-3 K					0-0 G4-3	3	0	0	0	0	1	0											
58 John Raynor, R OBP: 0.333, SLG: 0.563		0-3 K2-3			0-0 G5-3				0-3 K	4	0	0	0	0	2	0											
35 Jason Jaramillo, S OBP: 0.267, SLG: 0.467 53 Brendan Donnelly, R (8, 1)		0-3 K			0-0 F7				4-0 24 HR BB	3	0	1	0	0	1	0											
29 Octavio Detel, R (9, PH) Kris Watts, L (9, PH)									0-0 1B	0	0	0	0	0	0	0											
28 Paul Maholm, L (1, 1) 24 Delwyn Young, S OBP: 0.390, SLG: 0.838 (5, PH)			0-3 K		0-3 K				1-0 HR	1	0	0	0	0	1	0											
Inning Stats	R: 1 E: 0 K: 0 S: 4	H: 1 LOB: 1 BB: 1 P: 8	R: 0 E: 0 K: 2 S: 7	H: 0 LOB: 0 BB: 0 P: 7	R: 0 E: 0 K: 3 S: 10	H: 1 LOB: 2 BB: 1 P: 14	R: 0 E: 0 K: 2 S: 7	H: 0 LOB: 0 BB: 0 P: 7	R: 0 E: 0 K: 2 S: 8	H: 1 LOB: 1 BB: 0 P: 8	R: 0 E: 0 K: 1 S: 6	H: 0 LOB: 0 BB: 0 P: 7	R: 0 E: 0 K: 1 S: 6	H: 1 LOB: 1 BB: 0 P: 6	R: 0 E: 0 K: 2 S: 8	H: 1 LOB: 0 BB: 0 P: 8	R: 3 E: 0 K: 2 S: 11	H: 2 LOB: 0 BB: 1 P: 17	1B: 4 2B: 1 3B: 0 HR: 2	SF: 0 SAC: 0 DP: 0 HBP: 0	WP: 0 PB: 0 SB: 1 CS: 0	PA: 37					
PITCHER	IP	WLS	BF	H	R	ER	SO	BB	IBB	HBP	BLK	WP	HR	S	P	ERA	WHIP										
19 Josh Beckett, R ERA: 4.8	5.0	W	20	3	1	1	9	2	0	0	0	0	0	7	7	0.00	0.000										
46 Joe Nelson, R ERA: 3.0	1.0		3	0	0	0	2	0	0	0	0	0	0	6	6	0.00	1.000										
55 Brian Shouse, L ERA: 0.96	1.0		4	1	0	0	1	0	0	0	0	0	0	8	8	0.00	1.000										
74 Tommy Hotovy, L ERA:	1.0		4	1	0	0	2	0	0	0	0	0	0	6	8	0.00	1.000										
53 Fernando Cabrera, R ERA: 9.53	1.0		6	2	3	3	2	1	0	0	0	0	2	11	17	27.00	3.000										

Boston Red Sox @ Pittsburgh Pirates
 McKechnie Field, Bradenton, FL
 Wed Mar 24 2010, 1:15 PM - 3:53 PM EDT
 Att: 6,053 - Sunny - 73 F

AB 34
 R 4
 H 7
 RBI 4
 BB 3
 SO 16
 LOB 8



Batter	1	2	3	4	5	6	7	8	9	10	AB	R	H	RBI	BB	SO	LOB	TOP									
24 Nate McLouth, L OBP: 0.130, SLG: 0.167 69 Brandon Hicks, R OBP: 0.286, SLG: 0.323	(1, 8) F 0-1 HR		(2, 2) F8	(3, 3) K			(2, 2) G4-3		(2, 2) F8		4	1	1	1	0	1	2										
19 Yunel Escobar, R OBP: 0.388, SLG: 0.550 60 Jonny Venters, L OBP: 0.438, SLG: 0.429	(1, 6) X 0-0 G6-3		(3, 3) X 0-0 FC5-4		(1, 1) X 0-0 L8		(3, 3) X 0-0 G6-3		(3, 3) X 0-0 F7		4	0	0	0	0	0	1										
71 Jason Heyward, L OBP: 0.500, SLG: 0.537 78 Matt Young, L OBP: 0.384, SLG: 0.300	(1, 9) X 0-0 F8			(2, 2) X 0-0 23 HR 1B	(2, 2) X 0-0 K			(1, 1) X 0-0 G4-3		(1, 1) X 0-0 G6-3	4	1	1	0	0	1	0										
23 Matt Diaz, R OBP: 0.355, SLG: 0.318 Luis Bolivar, R	(1, 7) X 0-3 K			(3, 3) X 0-0 20 HR 1B	(3, 3) X 0-0 G5-3			(4, 4) X 0-0 4 BB 22 FC5-4 2B		(4, 4) X 0-0 84 BB	4	2	2	0	0	1	0										
20 Eric Hinske, L OBP: 0.538, SLG: 0.552 Willie Cabrera, R		(3, 3) X 0-3 K		(1, 1) X 0-0 HR		(4, 4) X 0-0 22 G4-6-3 4 BB		(4, 4) X 0-0 22 FC5-4 4 BB		(2, 2) X 0-0 F9	2	1	1	3	2	1	0										
4 Omar Infante, R OBP: 0.467, SLG: 0.475 84 Wes Timmons, R	(1, 4) X 0-0 G5-3			(1, 1) X 0-0 8 1B 11 SH1-3 2B		(1, 2) X 0-0 22 G4-6-3 1B		(1, 2) X 0-0 22 FC5-4 BB		(3, 3) X 0-3 K	3	1	2	0	1	0	0										
8 David Ross, R OBP: 0.441, SLG: 0.500 22 J.C. Boscan, R OBP: 0.222, SLG: 0.222	(1, 2) X 0-0 7 CS 1B			(1, 1) X 0-0 11 E 11 SH1-3 1B		(1, 2) X 0-0 1-2 2-3 G4-6-3		(1, 2) X 0-0 1-2 2-3 FC5-4 BB			2	0	2	0	0	0	0										
7 Brooks Conrad, S OBP: 0.356, SLG: 0.395 43 Jesse Chavez, R	(1, 5) X 1-0 CS		(1, 1) X 0-0 G6-3	(1, 1) X 0-0 L7		(3, 3) X 0-3 K		(3, 3) X 0-0 G4-3			4	0	0	0	0	1	5										
91 Cory Gearrin, R 46 Manny Acosta, R											0	0	0	0	0	0	0										
11 Kenshin Kawakami, R OBP: 0.167, SLG: 0.167 1 Gregor Blanco, L OBP: 0.353, SLG: 0.222	(1, 1) X 0-0 19 FC5-4 1B			(2, 2) X 0-0 1-3 3H SH1-3			(1, 1) X 0-0 G4-3		(1, 1) X 0-0 G6-3		1	0	1	1	0	0	0										
											2	0	0	0	0	0	0										
Inning Stats	R: 1 E: 0 K: 1 S: 7	H: 1 LOB: 0 BB: 0 P: 7	R: 0 E: 0 K: 1 S: 5	H: 1 LOB: 0 BB: 0 P: 6	R: 0 E: 0 K: 1 S: 4	H: 1 LOB: 1 BB: 0 P: 4	R: 4 E: 1 K: 1 S: 10	H: 5 LOB: 1 BB: 0 P: 10	R: 0 E: 0 K: 1 S: 5	H: 0 LOB: 0 BB: 0 P: 5	R: 0 E: 0 K: 1 S: 5	H: 1 LOB: 1 BB: 1 P: 9	R: 0 E: 0 K: 0 S: 3	H: 0 LOB: 0 BB: 0 P: 3	R: 1 E: 0 K: 0 S: 4	H: 1 LOB: 2 BB: 2 P: 12	R: 0 E: 0 K: 0 S: 3	H: 0 LOB: 0 BB: 0 P: 3	R: 0 E: 0 K: 1 S: 5	H: 0 LOB: 1 BB: 1 P: 9	1B: 6 2B: 2 3B: 0 HR: 2	SF: 0 SAC: 1 DP: 1 HBP: 0	WP: 0 PB: 0 SB: 1 CS: 1	PA: 43			
PITCHER	IP 5.0	WLS 22	BF 8	H 5	R 5	ER 5	SO 4	BB 0	IBB 0	HBP 0	BLK 0	WP 0	HR 2	S 31	P 32	ERA 9.00	WHIP 1.600										
37 Charlie Morton, R ERA: 5.3																											
47 Evan Meek, R ERA: 7.26																											
74 Brian Bass, R ERA: 4.26																											
27 Jeff Karstens, R ERA: 5.67																											
79 Steven Jackson, R ERA: 5.68																											

Atlanta Braves @ Pittsburgh Pirates
McKechnie Field, Bradenton, FL
Thu Mar 25 2010, 1:06 PM - 4:25 PM EDT
Att. 3,897 - Cloudy - 78 F

AB 37
R 6
H 10
RBI 6
BB 4
SO 6
LOB 14



Batter	1	2	3	4	5	6	7	8	9	10	AB	R	H	RBI	BB	SO	LOB	BOTTOM									
22 Andrew McCutchen, R OBP: 0.342, SLG: 0.361 Starling Marte, R OBP: 0.500, SLG: 0.500	(1, 8) X 0-0 G6-3		(3, 3) X 0-0 F9			(1, 1) X 0-0 2B		(1, 2) X 0-0 5 1B 24 1B	(1, 1) X 0-0 F9		3	0	1	0	0	0	1										
3 Akinori Iwamura, L OBP: 0.294, SLG: 0.387 5 Ramon Vazquez, L OBP: 0.300, SLG: 0.222	(1, 4) X 0-0 L9			(3, 3) X 0-3 K		(1, 1) X 0-0 F7		(1, 2) X 0-0 58 BB 24 1B 51 1B	(4, 4) X 0-0 BB		3	0	0	0	0	1	1										
15 Andy LaRoche, R OBP: 0.250, SLG: 0.324 24 Delwyn Young, S OBP: 0.395, SLG: 0.821	(1, 5) X 0-0 G6-3			(1, 1) X 0-0 41 BLK 1B		(2, 2) X 0-0 F8		(1, 2) X 0-0 51 BB 1B	(1, 1) X 0-0 F7		3	0	1	0	0	0	1										
41 Ryan Doumit, S OBP: 0.203, SLG: 0.344 74 Brian Bass, R OBP: 0.325, SLG: 0.333 Kevin Medillo, L OBP: 0.271, SLG: 0.289 27 Jeff Karstens, R OBP: 0.291, SLG: 0.289 75 Luke Cartin, S OBP: 0.291, SLG: 0.289 79 Steven Jackson, R ERA: 5.68		(4, 4) X 0-0 G4-3		(2, 2) X 0-0 F8		(3, 3) X 0-0 F9		(3, 3) X 0-3 K	(1, 1) X 0-0 G3		3	0	0	0	0	0	2										
6 Jeff Clement, L OBP: 0.325, SLG: 0.333 58 John Raynor, R OBP: 0.371, SLG: 0.563		(4, 4) X 0-0 51 G5-4-3 BB		(3, 3) X 0-0 G3			(3, 3) X 0-0 G3-1	(1, 2) X 0-0 51 1B 13 1B BB		(4, 4) X 0-0 13 1B 67 WP BB	2	0	0	0	1	0	1										
51 Steve Pearce, R OBP: 0.324, SLG: 0.548			(3, 3) X 0-0 G5-4-3					(1, 2) X 0-0 67 FC5 13 1B 1B		(1, 1) X 0-3 K	5	1	2	3	0	2	2										
5 Ronny Cedeno, R OBP: 0.303, SLG: 0.469 13 Chase d'Arnaud, R OBP: 0.750, SLG: 0.750								(1, 2) X 0-0 1-3 2-4 3H 1B			3	0	1	0	0	1	0										
44 Brandon Moss, L OBP: 0.143, SLG: 0.063 50 Miles Durham, R								(1, 2) X 0-0 K2-3		(1, 3) X 0-3 67 FC5 1B	2	0	2	1	0	0	0										
37 Charlie Morton, R OBP: 1.000, SLG: 1.000 35 Jason Jaramillo, S OBP: 0.250, SLG: 0.438 47 Evan Meek, R								(1, 2) X 0-0 K		(1, 1) X 0-0 K	3	0	0	0	0	1	1										
67 Erik Kretz, R OBP: 0.429, SLG: 0.300										(1, 2) X 0-0 BB	2	1	1	0	1	0	2										
Inning Stats	R: 0 E: 0 K: 0 S: 3	H: 0 LOB: 0 BB: 0 P: 3	R: 0 E: 0 K: 0 S: 2	H: 0 LOB: 0 BB: 1 P: 6	R: 0 E: 0 K: 0 S: 4	H: 1 LOB: 1 BB: 0 P: 4	R: 0 E: 0 K: 1 S: 6	H: 1 LOB: 1 BB: 0 P: 6	R: 0 E: 0 K: 0 S: 4	H: 1 LOB: 0 BB: 0 P: 4	R: 1 E: 0 K: 2 S: 8	H: 1 LOB: 0 BB: 0 P: 10	R: 5 E: 0 K: 2 S: 13	H: 6 LOB: 2 BB: 1 P: 17	R: 0 E: 0 K: 0 S: 3	H: 0 LOB: 1 BB: 1 P: 7	R: 1 E: 0 K: 2 S: 7	H: 1 LOB: 2 BB: 2 P: 15	1B: 10 2B: 1 3B: 0 HR: 1	SF: 0 SAC: 0 DP: 1 HBP: 0	WP: 1 PB: 0 SB: 1 CS: 0	PA: 45					
PITCHER	IP 6.0	WLS 22	BF 4	H 1	R 1	ER 2	SO 2	BB 1	IBB 0	HBP 0	BLK 0	WP 0	HR 0	S 25	P 29	ERA 0.833	WHIP 0.833										
11 Kenshin Kawakami, R ERA: 3.2																											
68 Jonny Venters, L ERA: 3.24																											
43 Jesse Chavez, R ERA: 16.5																											
91 Cory Gearrin, R ERA:																											
46 Manny Acosta, R ERA: 5.14																											

Atlanta Braves @ Pittsburgh Pirates
McKechnie Field, Bradenton, FL
Thu Mar 25 2010, 1:06 PM - 4:25 PM EDT
Att. 3,897 - Cloudy - 78 F

AB 40
R 7
H 12
RBI 6
BB 5
SO 8
LOB 20



Batter	1	2	3	4	5	6	7	8	9	AB	R	H	RBI	BB	SO	LOB	TOP																	
58 John Raynor, R OBP: 0.333, SLG: 0.500 (1, 8)										4	0	0	0	0	3	2	Pittsburgh Pirates @ Houston Astros Osceola County Stadium, Kissimmee, FL Fri Mar 26 2010, 1:11 PM - 3:37 PM EDT Att: 3,451 - Cloudy - 74 F																	
24 Delwyn Young, S OBP: 0.370, SLG: 0.762 Shelby Ford, S OBP: 0.500, SLG: 0.500 (1, 4)										3	0	0	0	0	1	0																		
85 Lastings Milledge, R OBP: 0.319, SLG: 0.324 44 Brandon Moss, L OBP: 0.167, SLG: 0.063 (1, 7)										3	1	1	0	0	0	0																		
46 Garrett Jones, L OBP: 0.213, SLG: 0.465 Robbie Grossman, S OBP: 1.000, SLG: 1.000 (1, 9)										3	0	0	0	0	0	1																		
6 Jeff Clement, L OBP: 0.349, SLG: 0.389 51 Steve Pearce, R OBP: 0.316, SLG: 0.531 (1, 3)										3	1	2	1	0	1	0																		
2 Bobby Crosby, R OBP: 0.324, SLG: 0.656 Benjie González, S OBP: 1.000, SLG: 1.000 (1, 6)										3	0	1	0	0	0	1																		
5 Ramón Vázquez, L OBP: 0.261, SLG: 0.190 6 Josh Harrison, R OBP: 0.333, SLG: 0.667 (1, 5)										3	0	0	0	0	1	1																		
35 Jason Jaramillo, S OBP: 0.211, SLG: 0.368 48 Javier López, L (7, 1)										3	0	0	0	0	1	0																		
70 Jack Taschner, L (8, 1)										0	0	0	0	0	0	0																		
67 Erik Kratz, R OBP: 0.400, SLG: 0.273 69 Jeremy Powell, R (9, 1)										1	0	0	0	0	1	1																		
57 Zach Duke, L OBP: 1.000, SLG: 2.000 75 Luke Carlin, S OBP: 0.214, SLG: 0.286 (1, 1)										2	0	2	0	0	0	0																		
Inning Stats	R: 0 E: 0 K: 2 S: 7	H: 0 LOB: 0 BB: 0 P: 7	R: 0 E: 0 K: 1 S: 5	H: 0 LOB: 0 BB: 0 P: 5	R: 0 E: 0 K: 3 S: 10	H: 1 LOB: 0 BB: 0 P: 10	R: 1 E: 0 K: 0 S: 5	H: 2 LOB: 1 BB: 0 P: 5	R: 0 E: 0 K: 0 S: 3	H: 0 LOB: 0 BB: 0 P: 3	R: 1 E: 0 K: 0 S: 4	H: 2 LOB: 0 BB: 0 P: 4	R: 0 E: 0 K: 1 S: 5	H: 0 LOB: 0 BB: 0 P: 5	R: 2 E: 0 K: 2 S: 9	H: 2 LOB: 1 BB: 1 P: 14	1B: 4 2B: 4 3B: 0 HR: 0	SF: 0 SAC: 0 DP: 1 HBP: 0	WP: 1 PB: 0 SB: 0 CS: 0	PA: 35														
PITCHER	IP WLS BF H R ER SO BB IBB HBP BLK WP HR S P ERA WHIP																																	
44 Roy Oswalt, R ERA: 0.9 (1, 1)	4.0	15	3	1	1	6	0	0	0	0	0	0	0	0	27	27	2.25	0.750																
37 Brandon Lyon, R ERA: 3.0 (5, 1)	1.0	4	1	0	0	0	0	0	0	0	0	0	0	4	4	0.00	1.000																	
20 Bud Norris, R ERA: 9.28 (6, 1)	4.0	W	16	4	3	3	3	1	0	0	1	1	0	21	26	6.75	1.250																	


AB 34
R 4
H 8
RBI 2
BB 1
SO 9
LOB 9




Batter	1	2	3	4	5	6	7	8	9	AB	R	H	RBI	BB	SO	LOB	BOTTOM																
95 T.J. Steele, R OBP: 0.357, SLG: 0.500 (1, 8)										4	1	2	1	0	0	0	Pittsburgh Pirates @ Houston Astros Osceola County Stadium, Kissimmee, FL Fri Mar 26 2010, 1:11 PM - 3:37 PM EDT Att: 3,451 - Cloudy - 74 F																
8 Jeff Keppinger, R OBP: 0.359, SLG: 0.333 (1, 4)										3	1	0	0	1	0	1																	
4 Jason Michaels, R OBP: 0.310, SLG: 0.545 87 Drew Locke, R OBP: 0.385, SLG: 1.000 (1, 9)										2	0	0	0	1	0	0																	
45 Carlos Lee, R OBP: 0.395, SLG: 0.583 90 Collin DeLome, L (9, 7)										1	0	1	3	0	0	0																	
27 Geoff Blum, S OBP: 0.283, SLG: 0.370 (1, 3)										4	0	1	0	0	0	1																	
77 Pedro Feliz, R OBP: 0.409, SLG: 0.550 15 Jason Castro, L OBP: 0.382, SLG: 0.345 (1, 5)										2	0	0	0	0	0	0																	
18 Edwin Maysonet, R OBP: 0.343, SLG: 0.455 (1, 6)										2	0	0	0	0	0	1																	
55 Humberto Quintero, R OBP: 0.314, SLG: 0.281 20 Bud Norris, R (6, 1)										4	1	1	0	0	0	0																	
16 Chris Shelton, R OBP: 0.396, SLG: 0.639 Matt Kata, S OBP: 0.429, SLG: 1.000 (9, PH)										2	0	0	0	0	0	0																	
44 Roy Oswalt, R 37 Brandon Lyon, R 23 Chris Johnson, R OBP: 0.383, SLG: 0.791 (6, 5)										1	0	0	0	0	0	0																	
Inning Stats	R: 0 E: 0 K: 0 S: 3	H: 0 LOB: 1 BB: 1 P: 7	R: 0 E: 0 K: 0 S: 3	H: 0 LOB: 0 BB: 0 P: 3	R: 0 E: 0 K: 1 S: 4	H: 1 LOB: 0 BB: 0 P: 5	R: 0 E: 0 K: 1 S: 5	H: 0 LOB: 0 BB: 0 P: 5	R: 0 E: 0 K: 1 S: 3	H: 0 LOB: 0 BB: 0 P: 3	R: 1 E: 0 K: 0 S: 4	H: 1 LOB: 1 BB: 0 P: 4	R: 0 E: 0 K: 0 S: 6	H: 3 LOB: 1 BB: 2 P: 14	R: 2 E: 0 K: 0 S: 4	H: 2 LOB: 1 BB: 0 P: 5	1B: 4 2B: 1 3B: 1 HR: 1	SF: 0 SAC: 1 DP: 0 HBP: 0	WP: 0 PB: 0 SB: 1 CS: 0	PA: 36													
PITCHER	IP WLS BF H R ER SO BB IBB HBP BLK WP HR S P ERA WHIP																																
57 Zach Duke, L ERA: 3.0 (7, 1)	6.2	23	2	3	3	0	1	0	0	0	0	0	0	4	8	40.50	4.500																
48 Javier López, L ERA: 3.52 (8, 1)	0.2	H	5	2	3	3	0	1	0	0	0	0	0	4	8	13.50	3.000																
70 Jack Taschner, L ERA: 2.0 (9, 1)	0.2	L	4	2	2	2	0	0	0	0	0	0	0	4	5	27.00	3.000																

AB 32
R 6
H 7
RBI 6
BB 3
SO 2
LOB 5




Batter	1	2	3	4	5	6	7	8	9	AB R H RBI BB SO LOB	TOP																								
											Pittsburgh Pirates @ Philadelphia Phillies Bright House Networks Field, Clearwater, FL Sun Mar 28 2010, 1:05 PM EDT livebaseballscorecards.com																								
										AB		0																							
										R		0																							
										H		0																							
										RBI		0																							
										BB		0																							
										SO		0																							
										LOB		0																							
																																			
Inning Stats	1B: 0	SF: 0	WP: 0	PA: 0																															
	2B: 0	SAC: 0	FB: 0																																
	3B: 0	DP: 0	SB: 0																																
	HR: 0	HBP: 0	CS: 0																																
PITCHER	IP	WLS	BF	H	R	ER	SO	BB	IBB	HBP	BLK	WP	HR	S	P	ERA	WHIP	PITCHER	IP	WLS	BF	H	R	ER	SO	BB	IBB	HBP	BLK	WP	HR	S	P	ERA	WHIP

Batter	1	2	3	4	5	6	7	8	9	AB R H RBI BB SO LOB	BOTTOM																								
											Pittsburgh Pirates @ Philadelphia Phillies Bright House Networks Field, Clearwater, FL Sun Mar 28 2010, 1:05 PM EDT livebaseballscorecards.com																								
										AB		0																							
										R		0																							
										H		0																							
										RBI		0																							
										BB		0																							
										SO		0																							
										LOB		0																							
																																			
Inning Stats	1B: 0	SF: 0	WP: 0	PA: 0																															
	2B: 0	SAC: 0	FB: 0																																
	3B: 0	DP: 0	SB: 0																																
	HR: 0	HBP: 0	CS: 0																																
PITCHER	IP	WLS	BF	H	R	ER	SO	BB	IBB	HBP	BLK	WP	HR	S	P	ERA	WHIP	PITCHER	IP	WLS	BF	H	R	ER	SO	BB	IBB	HBP	BLK	WP	HR	S	P	ERA	WHIP

Batter	1	2	3	4	5	6	7	8	9	AB	R	H	RBI	BB	SO	LOB	TOP										
22 Andrew McCutchen, R OBP: 0.364, SLG: 0.429 Starling Marte, R OBP: 0.500, SLG: 0.500	0-0 G6-3		0-0 1B			0-0 F9		0-0 24 1B	0-0 G3	3	0	1	0	0	0	0											
24 Delwyn Young, S OBP: 0.363, SLG: 0.702 68 Jean Machi, R	0-3 K		0-0 F7			0-3 K		0-0 1-2 1B		4	0	1	0	0	2	1											
46 Garrett Jones, L OBP: 0.245, SLG: 0.521 Jason Cooper, L	0-0 F9		0-0 L6			0-0 3B		0-0 F7		3	0	1	0	0	0	1											
41 Ryan Doumit, S OBP: 0.310, SLG: 0.316 53 Brendan Donnelly, R 80 Jordy Mercer, R		0-3 K		0-0 P6		4-0 2 FC6-4 BB		0-3 K		2	0	0	0	1	1	0											
2 Bobby Crosby, R OBP: 0.289, SLG: 0.583	0-0 G4-3		0-0 G4-3			0-0 FC6-4		0-0 F8		4	0	0	0	0	0	2											
6 Jeff Clement, L OBP: 0.327, SLG: 0.429 23 Vinnie Chulk, R 80 Brian Friday, R OBP: 0.286, SLG: 0.667	3-2 HR		0-3 K			0-0 G4-3		0-0 G1-3		3	1	1	1	0	1	0											
44 Brandon Moss, L OBP: 0.171, SLG: 0.081	0-0 1B		0-0 F8			0-0 F8		0-3 K2-3		4	1	1	0	0	1	0											
5 Ramón Vázquez, L OBP: 0.250, SLG: 0.192	0-0 F8		0-0 F7			0-0 F7		0-0 35 E 1B		4	0	1	0	0	0	1											
49 Ross Ohlendorf, R 29 Octavio Dotel, R 35 Jason Jaramillo, S OBP: 0.190, SLG: 0.333			0-3 K			0-3 K		0-0 F8	0-0 E5	2	0	0	0	0	2	0											
Inning Stats	R: 0 E: 0 K: 1 S: 5	H: 0 LOB: 0 BB: 0 P: 5	R: 1 E: 0 K: 1 S: 9	H: 2 LOB: 1 BB: 0 P: 12	R: 0 E: 0 K: 1 S: 6	H: 1 LOB: 1 BB: 0 P: 6	R: 0 E: 0 K: 1 S: 5	H: 0 LOB: 0 BB: 0 P: 5	R: 0 E: 0 K: 1 S: 6	H: 1 LOB: 2 BB: 1 P: 10	R: 0 E: 0 K: 1 S: 5	H: 0 LOB: 0 BB: 0 P: 5	R: 0 E: 0 K: 1 S: 7	H: 2 LOB: 2 BB: 0 P: 7	R: 1 E: 2 K: 0 S: 6	H: 1 LOB: 2 BB: 0 P: 6	1B: 5 2B: 0 3B: 1 HR: 1	SF: 0 SAC: 0 DP: 0 HBP: 0	WP: 0 PB: 0 SB: 0 CS: 0	PA: 37							
PITCHER	IP	WLS	BF	H	R	ER	SO	BB	IBB	HBP	BLK	WP	HR	S	P	ERA	WHIP										
22 Matt Garza, R ERA: 2.78	7.0	W	26	4	1	1	7	1	0	0	0	0	1	41	48	1.29	0.714										
35 Dan Wheeler, R ERA: 1.59	0.1		1	0	0	0	0	0	0	0	0	0	0	1	1	0.00	0.000										
50 Grant Balfour, R ERA: 9.0	0.2		4	2	0	0	1	0	0	0	0	0	0	6	6	0.00	3.000										
36 Randy Choate, L ERA: 1.29	1.0		6	1	1	0	0	0	0	0	0	0	0	6	6	0.00	1.000										

Pittsburgh Pirates @ Tampa Bay Rays
Charlotte Sports Park, Port Charlotte, FL
Sun Mar 28 2010, 1:14 PM - 4:03 PM EDT
Att: 5,778 - Overcast - 74 F


AB 36
R 2
H 7
RBI 1
BB 1
SO 8
LOB 12



Batter	1	2	3	4	5	6	7	8	9	AB	R	H	RBI	BB	SO	LOB	BOTTOM										
8 Jason Bartlett, R OBP: 0.360, SLG: 0.522 10 Omar Luna, R	0-0 L7	0-0 G5-3	0-0 G6-3		0-0 F8			0-0 G5-3		4	0	0	0	0	0	5											
13 Carl Crawford, L OBP: 0.288, SLG: 0.357 48 Brian Bryles, R	4-0 18 3B BB		0-0 18 HR 2B	0-0 18 G3-1 5 SF8 2B		0-3 K		0-0 P4		3	3	2	0	1	1	0											
18 Ben Zobrist, S OBP: 0.408, SLG: 0.674 Drew Anderson, S	0-0 23 HR 3B		0-2 2B HR	0-0 G3-1		0-0 2B 1B		0-3 K		4	2	3	3	0	0	1											
23 Carlos Pena, L OBP: 0.255, SLG: 0.317 37 Matt Fields, R	2-0 HR		0-0 G4-3	4-0 IBB		4-0 5 G5-4-3 BB				2	1	1	2	2	0	0											
5 Pat Burrell, R OBP: 0.327, SLG: 0.289	0-0 G6-3		4-0 9 1B FC1-2 BB	0-0 SF8		0-0 G5-4-3				2	0	0	1	1	0	2											
9 Hank Blalock, L OBP: 0.333, SLG: 0.464 37 Elliot Johnson, S OBP: 0.273, SLG: 0.333	0-0 F7		0-0 19 FC1-2 1B 1B	0-0 F8		0-0 F8				3	1	1	0	0	0	1											
19 Gabe Kapler, R OBP: 0.263, SLG: 0.176 15 Reid Brignac, L OBP: 0.340, SLG: 0.429		0-0 8 G5-3 1B 1B	0-0 FC1-2 67 1B 1B		0-3 K		0-0 2B			3	1	1	0	0	0	0											
1 Sean Rodriguez, R OBP: 0.491, SLG: 0.906 KD Kang, L		0-0 1B	0-0 67 1B 1B		0-0 1B		0-3 K			3	0	3	1	0	0	0											
67 Alvin Colina, R OBP: 0.111, SLG: 0.167 26 Joe Dillon, R OBP: 0.192, SLG: 0.167		0-0 F9	0-0 1-3 2H 1B		0-0 F8		0-3 K			3	0	1	1	0	0	3											
Inning Stats	R: 3 E: 0 K: 0 S: 5	H: 2 LOB: 1 BB: 1 P: 11	R: 0 E: 0 K: 0 S: 4	H: 2 LOB: 1 BB: 0 P: 4	R: 4 E: 0 K: 0 S: 10	H: 5 LOB: 2 BB: 1 P: 14	R: 1 E: 0 K: 0 S: 4	H: 1 LOB: 1 BB: 1 P: 8	R: 0 E: 0 K: 1 S: 5	H: 1 LOB: 1 BB: 1 P: 9	R: 0 E: 0 K: 2 S: 8	H: 1 LOB: 1 BB: 0 P: 8	R: 0 E: 0 K: 1 S: 5	H: 0 LOB: 0 BB: 0 P: 5	1B: 7 2B: 3 3B: 1 HR: 2	SF: 1 SAC: 0 DP: 2 HBP: 0	WP: 0 PB: 0 SB: 1 CS: 0	PA: 39									
PITCHER	IP	WLS	BF	H	R	ER	SO	BB	IBB	HBP	BLK	WP	HR	S	P	ERA	WHIP										
49 Ross Ohlendorf, R ERA: 9.82	1.0	L	24	10	8	8	0	2	1	0	0	0	2	23	37	18.00	3.000										
29 Octavio Dotel, R ERA: 9.82	1.0		4	1	0	0	1	0	0	0	0	0	0	6	6	0.00	1.000										
53 Brendan Donnelly, R ERA: 5.87	1.0		4	1	0	0	1	1	0	0	0	0	0	5	9	0.00	2.000										
23 Vinnie Chulk, R ERA: 6.48	1.0		4	1	0	0	2	0	0	0	0	0	0	8	8	0.00	1.000										
68 Jean Machi, R ERA: 9.0	1.0		3	0	0	0	1	0	0	0	0	0	0	5	5	0.00	0.000										

Pittsburgh Pirates @ Tampa Bay Rays
Charlotte Sports Park, Port Charlotte, FL
Sun Mar 28 2010, 1:14 PM - 4:03 PM EDT
Att: 5,778 - Overcast - 74 F

AB 34
R 8
H 13
RBI 8
BB 4
SO 5
LOB 16



Batter	1	2	3	4	5	6	7	8	9	AB	R	H	RBI	BB	SO	LOB	TOP										
8 Jeff Keppinger, R OBP: 0.328, SLG: 0.300 37 Brandon Lyon, R (4, 1) 89 Jimmy Van Ostrand, R (6, 3)										3	0	1	0	0	0	4	Houston Astros @ Pittsburgh Pirates McKechnie Field, Bradenton, FL Mon Mar 29 2010, 1:16 PM - 4:03 PM EDT Att: 3,499 - Cloudy - 69 F										
46 J.R. Towles, R OBP: 0.385, SLG: 0.556 15 Jason Castro, L (7, 2)										4	0	0	0	0	2	3											
9 Hunter Pence, R OBP: 0.461, SLG: 0.809 26 Cory Sullivan, L (5, 9) (8, 8)										2	0	1	0	1	0	0											
27 Geoff Blum, S OBP: 0.245, SLG: 0.321										4	0	0	0	0	2	3											
4 Jason Michaels, R OBP: 0.286, SLG: 0.475 99 JB Shuck, L (8, 9)										4	0	1	0	0	0	2											
23 Chris Johnson, R OBP: 0.394, SLG: 0.694										3	0	0	0	1	3	2											
16 Chris Shelton, R OBP: 0.367, SLG: 0.628 63 Sammy Gervacio, R (6, 1) 59 Wilton Lopez, R (8, 1)										2	1	0	0	1	0	1											
36 Kevin Cash, R OBP: 0.313, SLG: 0.308										4	0	1	0	0	0	2											
18 Edwin Maysonet, R OBP: 0.304, SLG: 0.386										1	0	1	0	0	0	0											
73 Gustavo Chacin, L OBP: 0.500, SLG: 0.500 83 Andy Van Hekken, R (3, 1) Matt Kata, S OBP: 0.417, SLG: 0.750 (4, PH) (4, 4)										3	0	1	1	0	0	1											
Inning Stats	R: 0 E: 0 K: 2 S: 8	H: 1 LOB: 2 BB: 1 P: 12	R: 0 E: 0 K: 0 S: 4	H: 1 LOB: 2 BB: 1 P: 9	R: 0 E: 0 K: 1 S: 7	H: 2 LOB: 1 BB: 1 P: 7	R: 1 E: 0 K: 0 S: 4	H: 2 LOB: 1 BB: 1 P: 8	R: 0 E: 0 K: 1 S: 5	H: 0 LOB: 0 BB: 0 P: 5	R: 0 E: 0 K: 1 S: 5	H: 0 LOB: 0 BB: 0 P: 5	R: 0 E: 0 K: 1 S: 5	H: 0 LOB: 0 BB: 0 P: 5	R: 0 E: 0 K: 1 S: 5	H: 0 LOB: 1 BB: 1 P: 9	1B: 6 2B: 0 3B: 0 HR: 0	SF: 0 SAC: 0 DP: 1 HBP: 0	WP: 0 PB: 2 SB: 0 CS: 0	PA: 36							
PITCHER	IP	WLS	BF	H	R	ER	SO	BB	IBB	HBP	BLK	WP	HR	S	P	ERA	WHIP										
28 Paul Maholm, L ERA: 4.05	5.0	W	23	6	1	1	4	3	0	0	0	0	0	28	41	1.80	1.800										
29 Octavio Dotel, R ERA:	1.0		3	0	0	0	1	0	0	0	0	0	0	5	5	0.00	0.000										
47 Evan Meek, R ERA: 5.79	1.0		3	0	0	0	1	0	0	0	0	0	0	5	5	0.00	0.000										
70 Jack Taschner, L ERA: 1.8	1.0		3	0	0	0	1	0	0	0	0	0	0	5	5	0.00	0.000										
48 Javier López, L ERA: 3.12	1.0		4	0	0	0	1	1	0	0	0	0	0	5	9	0.00	1.000										

Batter	1	2	3	4	5	6	7	8	9	AB	R	H	RBI	BB	SO	LOB	BOTTOM										
3 Akinori Iwamura, L OBP: 0.333, SLG: 0.487 80 Brian Friday, R OBP: 0.286, SLG: 0.667										5	3	3	3	0	1	0	Houston Astros @ Pittsburgh Pirates McKechnie Field, Bradenton, FL Mon Mar 29 2010, 1:16 PM - 4:03 PM EDT Att: 3,499 - Cloudy - 69 F										
22 Andrew McCutchen, R OBP: 0.376, SLG: 0.643 19 Ryan Church, L OBP: 0.231, SLG: 0.385										4	2	2	2	0	0	1											
46 Garrett Jones, L OBP: 0.259, SLG: 0.558 70 Jack Taschner, L 48 Javier López, L (9, 1)										4	2	1	2	1	0	2											
41 Ryan Doumit, S OBP: 0.348, SLG: 0.390 75 Luke Carlin, S OBP: 0.200, SLG: 0.267										3	0	2	1	1	0	0											
85 Lastings Milledge, R OBP: 0.362, SLG: 0.517 Evan Chambers, R (8, 7)										4	1	2	0	0	0	3											
6 Jeff Clement, L OBP: 0.352, SLG: 0.468										5	1	3	2	0	0	4											
15 Andy LaRoche, R OBP: 0.227, SLG: 0.366										4	1	1	3	0	0	3											
28 Paul Maholm, L OBP: 0.250, SLG: 0.250 29 Octavio Dotel, R 5 Ramón Vázquez, L (6, PH) (7, 6)										3	1	1	0	0	2	3											
2 Bobby Crosby, R OBP: 0.262, SLG: 0.525 47 Evan Meek, R 58 John Raynor, R OBP: 0.325, SLG: 0.486										4	1	0	0	0	1	2											
Inning Stats	R: 3 E: 0 K: 1 S: 8	H: 3 LOB: 2 BB: 2 P: 18	R: 2 E: 0 K: 0 S: 8	H: 3 LOB: 1 BB: 0 P: 8	R: 5 E: 1 K: 0 S: 8	H: 4 LOB: 0 BB: 0 P: 8	R: 1 E: 0 K: 1 S: 7	H: 2 LOB: 1 BB: 0 P: 7	R: 1 E: 0 K: 0 S: 6	H: 3 LOB: 2 BB: 0 P: 6	R: 0 E: 0 K: 2 S: 7	H: 0 LOB: 0 BB: 0 P: 7	R: 0 E: 0 K: 1 S: 5	H: 0 LOB: 0 BB: 0 P: 5	R: 1 E: 1 K: 0 S: 4	H: 0 LOB: 1 BB: 1 P: 8		1B: 7 2B: 3 3B: 1 HR: 4	SF: 1 SAC: 0 DP: 1 HBP: 0	WP: 0 PB: 0 SB: 0 CS: 0	PA: 44						
PITCHER	IP	WLS	BF	H	R	ER	SO	BB	IBB	HBP	BLK	WP	HR	S	P	ERA	WHIP										
73 Gustavo Chacin, L ERA: 12.96	2.0	L	17	9	8	6	1	2	0	0	0	0	0	3	19	29.00	5.500										
83 Andy Van Hekken, L ERA: 9.0	1.0		5	1	2	1	0	0	0	0	0	0	0	1	5	9.00	1.000										
37 Brandon Lyon, R ERA: 3.6	2.0		11	5	2	1	1	0	0	0	0	0	0	13	13	4.50	2.500										
63 Sammy Gervacio, R ERA: 0.82	2.0		6	0	0	0	3	0	0	0	0	0	0	12	12	0.00	0.000										
59 Wilton Lopez, R ERA:	1.0		5	0	1	0	0	1	0	0	0	0	0	4	8	0.00	1.000										

Houston Astros @ Pittsburgh Pirates
 McKechnie Field, Bradenton, FL
 Mon Mar 29 2010, 1:16 PM - 4:03 PM EDT
 Att: 3,499 - Cloudy - 69 F

AB 32
 R 1
 H 6
 RBI 1
 BB 4
 SO 8
 LOB 18



Houston Astros @ Pittsburgh Pirates
 McKechnie Field, Bradenton, FL
 Mon Mar 29 2010, 1:16 PM - 4:03 PM EDT
 Att: 3,499 - Cloudy - 69 F

AB 40
 R 13
 H 15
 RBI 13
 BB 3
 SO 5
 LOB 19



Batter	1	2	3	4	5	6	7	8	9	AB	R	H	RBI	BB	SO	LOB	TOP					
58 John Raynor, R OBP: 0.295, SLG: 0.439 (1, 9)										4	0	0	0	0	3	4	Pittsburgh Pirates @ Minnesota Twins Hammond Stadium, Fort Myers, FL Tue Mar 30 2010, 1:12 PM - 3:41 PM EDT Att: 8,075 - Sunny - 70 F					
5 Ramón Vázquez, L OBP: 0.212, SLG: 0.161 46 Jim Negrych, L OBP: 0.333, SLG: 0.333 (1, 5)										3	0	0	0	0	1	0						
2 Bobby Crosby, R OBP: 0.267, SLG: 0.512 13 Chase d'Arnaud, R OBP: 0.600, SLG: 0.600 (1, 6)										3	0	1	0	0	0	0						
19 Ryan Church, L OBP: 0.241, SLG: 0.357 50 Miles Durham, R (7, 9)										2	0	0	0	0	2	0						
51 Steve Pearce, R OBP: 0.326, SLG: 0.486 (1, 3)										2	0	0	0	2	0	1						
24 Delwyn Young, S OBP: 0.352, SLG: 0.673 Shelby Ford, S OBP: 0.667, SLG: 1.333 (1, 4)										2	0	0	0	1	1	1						
Robbie Grossman, S OBP: 0.750, SLG: 0.667 67 Erik Kratz, R OBP: 0.353, SLG: 0.231 (1, 7)										2	0	1	0	1	0	2						
35 Jason Jaramillo, S OBP: 0.208, SLG: 0.333 48 Javier López, L Michael Dubee, R 68 Jean Machi, R Andrew Walker, R (7, 1)										3	0	1	0	0	1	3						
37 Charlie Morton, R OBP: 0.333, SLG: 0.333 Quincy Latimore, R (7, PH)										2	0	0	0	0	1	2						
										1	0	0	0	0	2							
Inning Stats	R: 0 E: 0 K: 1 S: 5	H: 0 LOB: 0 BB: 0 P: 5	R: 0 E: 0 K: 2 S: 7	H: 0 LOB: 2 BB: 2 P: 15	R: 0 E: 0 K: 1 S: 5	H: 0 LOB: 0 BB: 0 P: 5	R: 0 E: 0 K: 2 S: 7	H: 0 LOB: 1 BB: 1 P: 11	R: 0 E: 0 K: 1 S: 6	H: 2 LOB: 1 BB: 0 P: 6	R: 0 E: 0 K: 1 S: 5	H: 1 LOB: 1 BB: 0 P: 6	R: 0 E: 0 K: 1 S: 6	H: 0 LOB: 1 BB: 1 P: 10	R: 0 E: 0 K: 0 S: 3	H: 0 LOB: 0 BB: 0 P: 3	R: 1 E: 0 K: 0 S: 4	H: 1 LOB: 0 BB: 0 P: 4	1B: 3 2B: 0 3B: 1 HR: 0	SF: 0 SAC: 0 DP: 1 HBP: 1	WP: 0 PB: 0 SB: 0 CS: 0	PA: 35
PITCHER	IP WLS BF H R ER SO BB IBB HBP BLK WP HR S P ERA WHIP																					
47 Francisco Liriano, L ERA: 2.7 28 Jesse Crain, R ERA: 0.93 54 Matt Guerrier, R ERA: 95 Santos Arias, R ERA: 4.5	(1, 1) (7, 1) (8, 1) (9, 1)	6.0 1.0 1.0 1.0	W H H 4	23 5 3 1	3 0 0 1	0 0 0 1	8 0 1 0	3 1 0 0	0 0 0 0	0 0 0 0	0 0 3 4	0 6 3 4	35 10 3 4	0.00 0.00 0.00 9.00	1.000 1.000 0.000 1.000							

Batter	1	2	3	4	5	6	7	8	9	AB	R	H	RBI	BB	SO	LOB	BOTTOM			
2 Denard Span, L OBP: 0.388, SLG: 0.310 Dustin Martin, L (1, 8)										2	0	0	0	1	0	0	Pittsburgh Pirates @ Minnesota Twins Hammond Stadium, Fort Myers, FL Tue Mar 30 2010, 1:12 PM - 3:41 PM EDT Att: 8,075 - Sunny - 70 F			
1 Orlando Hudson, S OBP: 0.319, SLG: 0.286 92 Yangeris Solarte, S (1, 4)										3	0	0	0	0	2	3				
7 Joe Mauer, L OBP: 0.474, SLG: 0.600 Wilson Ramos, R OBP: 0.400, SLG: 0.733 (1, 2)										3	0	1	0	0	1	1				
33 Justin Morneau, L OBP: 0.227, SLG: 0.390 72 Brock Peterson, R OBP: 0.316, SLG: 0.400 (1, 3)										3	0	0	0	0	0	1				
5 Michael Cuddyer, R OBP: 0.509, SLG: 0.646 93 Joe Benson, R OBP: 0.250, SLG: 0.500 (7, PR)										3	0	1	0	0	1	0				
25 Jim Thome, L OBP: 0.433, SLG: 0.704 41 Drew Butera, R OBP: 0.240, SLG: 0.217 (1, 10)										2	0	1	0	1	1	0				
16 Jason Kubel, L OBP: 0.377, SLG: 0.612 86 Juan Portes, R OBP: 0.405, SLG: 0.676 (7, PR)										2	1	1	1	0	1	1				
27 J.J. Hardy, R OBP: 0.394, SLG: 0.452 90 Chris Cates, R (7, PR)										2	0	1	1	1	0	0				
8 Nick Punto, S OBP: 0.326, SLG: 0.316 12 Alexi Casilla, S OBP: 0.234, SLG: 0.214 (1, 5)										3	0	2	1	0	0	1				
										0	0	0	0	0	0	0				
Inning Stats	R: 0 E: 0 K: 1 S: 5	H: 0 LOB: 0 BB: 0 P: 5	R: 0 E: 0 K: 1 S: 6	H: 1 LOB: 1 BB: 0 P: 6	R: 0 E: 0 K: 0 S: 3	H: 1 LOB: 0 BB: 0 P: 3	R: 0 E: 0 K: 0 S: 3	H: 1 LOB: 0 BB: 0 P: 3	R: 1 E: 0 K: 1 S: 6	H: 1 LOB: 0 BB: 0 P: 6	R: 0 E: 0 K: 0 S: 3	H: 1 LOB: 1 BB: 1 P: 8	R: 2 E: 0 K: 1 S: 7	H: 2 LOB: 3 BB: 3 P: 19	R: 1 E: 0 K: 1 S: 7	H: 2 LOB: 1 BB: 0 P: 7	1B: 5 2B: 2 3B: 0 HR: 2	SF: 0 SAC: 0 DP: 2 HBP: 0	WP: 0 PB: 0 SB: 0 CS: 0	PA: 34
PITCHER	IP WLS BF H R ER SO BB IBB HBP BLK WP HR S P ERA WHIP																			
37 Charlie Morton, R ERA: 4.38 48 Javier López, L ERA: 5.0 Michael Dubee, R ERA: 68 Jean Machi, R ERA: 9.0	(1, 1) (7, 1) (7, 1) (8, 1)	6.0 0.1 0.2 1.0	L L L 5	21 5 3 2	1 1 1 2	1 2 0 1	3 0 0 1	1 0 0 0	0 0 0 0	0 0 0 0	0 0 5 7	1 2 5 7	26 14 5 7	3 14 5 7	1.50 54.00 0.00 9.00	1.000 12.000 1.500 2.000				

AB	30
R	1
H	4
RBI	1
BB	4
SO	9
LOB	15



AB	30
R	4
H	9
RBI	4
BB	4
SO	5
LOB	13



Batter	1	2	3	4	5	6	7	8	9	AB	R	H	RBI	BB	SO	LOB	TOP			
3 Akinori Iwamura, L (1.4) Jose De Los Santos, R (8.5)	F8		F7	41 1B		1B		G4-3		5	0	2	0	0	0	1				
22 Andrew McCutchen, R (1.8) Austin McClune, R (8.7)	F7		46 1B	SF9		1B		P4		4	0	1	1	0	0	2				
46 Garrett Jones, L (1.9) 51 Steve Pearce, R (8.9)	K			P5				E6		5	0	1	0	0	1	4				
41 Ryan Doumit, S (1.2) 35 Jason Jaramillo, S (7.2)			F7	F9		1B		G4-3		4	0	1	1	0	0	4				
85 Lastings Milledge, R (1.7) 58 John Raynor, R (8.8)				E3				G4-3		4	1	2	0	0	0	2				
6 Jeff Clement, L (1.3)	P4			15 3B		F7		P3		5	1	1	0	0	0	2				
15 Andy LaRoche, R (1.5) 24 Delwyn Young, S (8.4)				57 2B		K		K		3	1	2	2	0	1	0				
57 Zach Duke, L (1.1) Corey Hamman, L (4.1) 53 Brendan Donnelly, R (5.1) 70 Jack Taschner, L (8.1) 5 Ramon Vazquez, L (7.6)	P3			22 SF9		K		G3		2	1	1	1	0	0	2				
2 Bobby Crosby, R (1.6) 83 Jeff Sues, R (7.1)				22 CS		3 1B		G4-3		2	1	1	0	2	0	2				
Inning Stats	R: 0 E: 0 K: 1 S: 5	H: 0 LOB: 0 BB: 0 P: 5	R: 0 E: 0 K: 0 S: 5	H: 1 LOB: 2 BB: 0 P: 6	R: 0 E: 0 K: 0 S: 6	H: 3 LOB: 2 BB: 0 P: 6	R: 5 E: 1 K: 0 S: 9	H: 5 LOB: 2 BB: 1 P: 13	R: 0 E: 0 K: 2 S: 7	H: 1 LOB: 2 BB: 1 P: 8	R: 0 E: 0 K: 0 S: 5	H: 2 LOB: 2 BB: 0 P: 5	R: 0 E: 1 K: 0 S: 4	H: 0 LOB: 1 BB: 0 P: 4	R: 0 E: 0 K: 1 S: 5	H: 0 LOB: 0 BB: 0 P: 5	1B: 10 2B: 1 3B: 1 HR: 0	SF: 1 SAC: 0 DP: 0 HBP: 1	WP: 0 PB: 0 SB: 1 CS: 1	PA: 43
PITCHER	IP WLS BF H R ER SO BB IBB HBP BLK WP HR S P ERA WHIP																			
35 Justin Verlander, R (1.1) 40 Phil Coke, L (6.1) 36 Brad Thomas, L (8.1) 46 Jose Valverde, R (9.1)	5.1 W 29 10 5 3 3 2 0 0 0 0 0 0 34 43 5.06 2.250																			

Pittsburgh Pirates @ Detroit Tigers
Joker Marchant Stadium, Lakeland, FL
Wed Mar 31 2010, 1:12 PM - 3:48 PM EDT
Att: 7,628 - Sunny - 72 F

AB	39
R	5
H	12
RBI	5
BB	2
SO	4
LOB	22

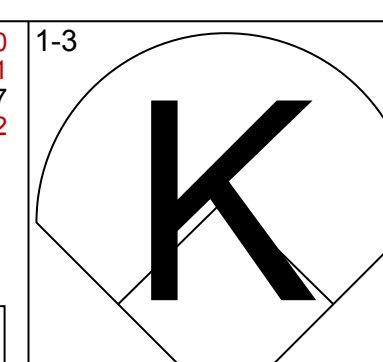
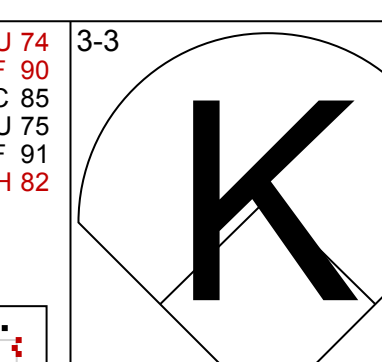
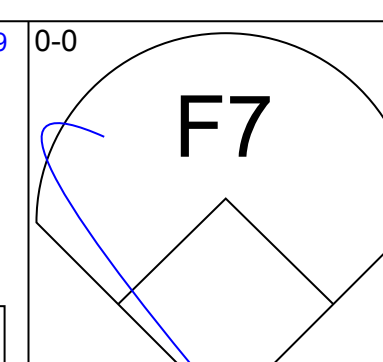
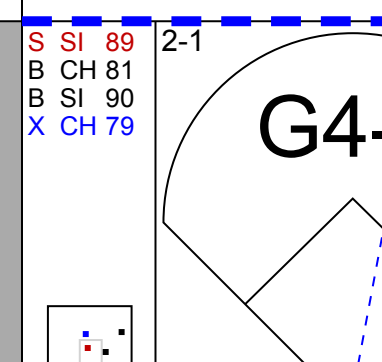
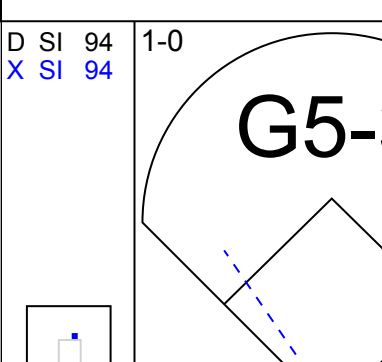
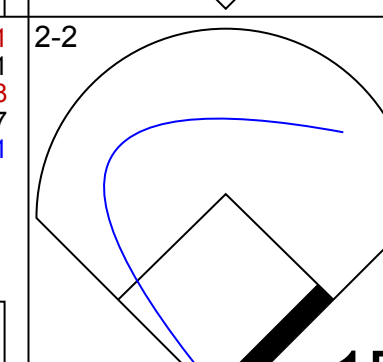
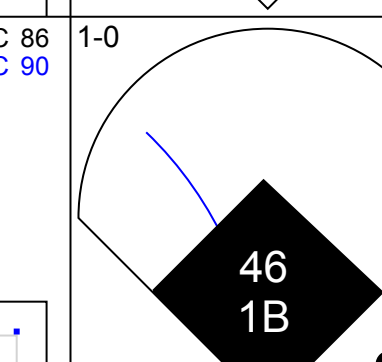
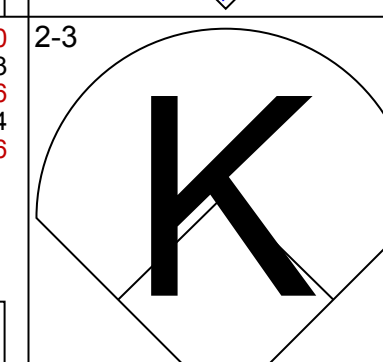
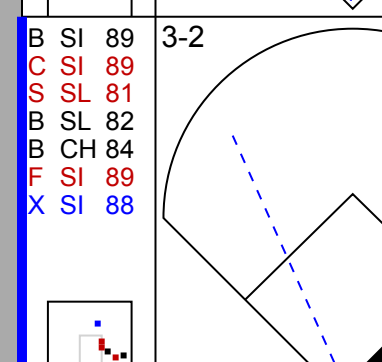
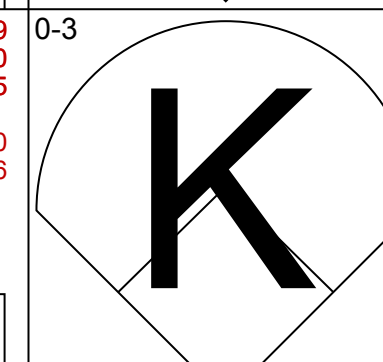
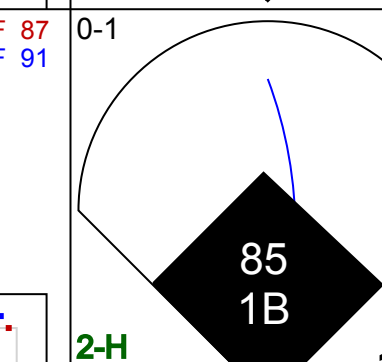
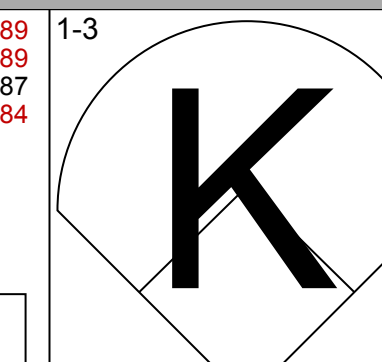
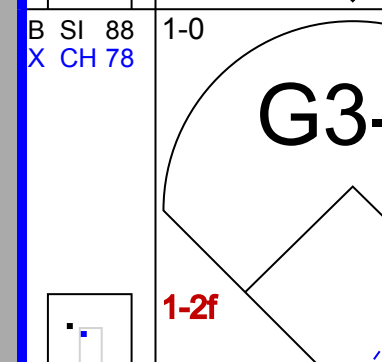
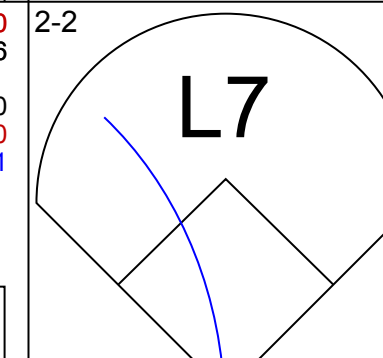
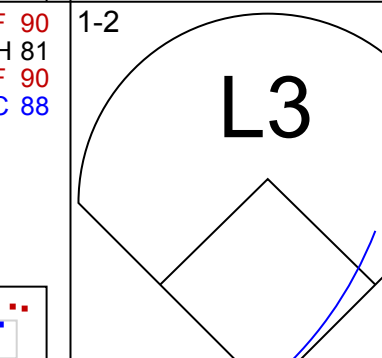
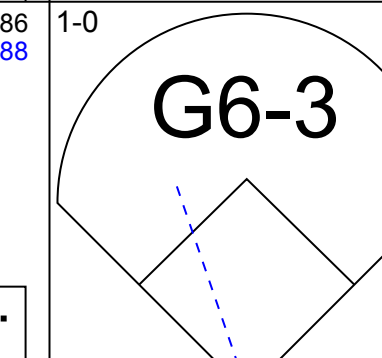
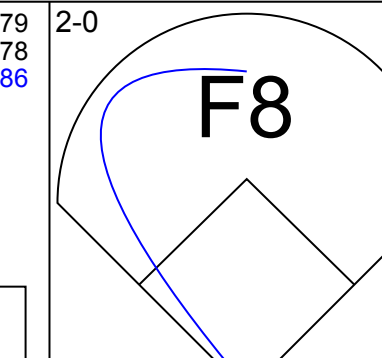

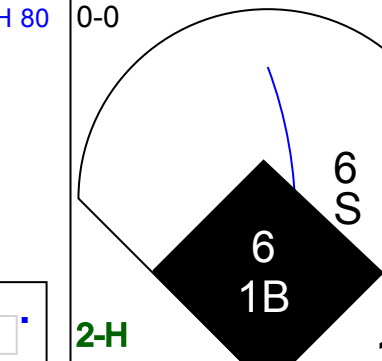

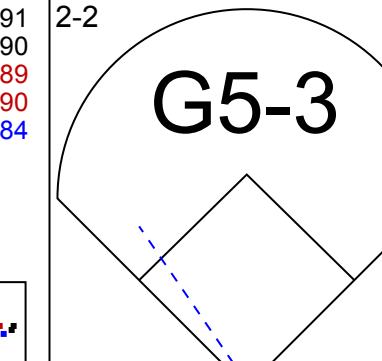
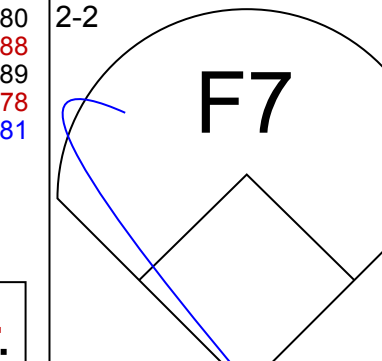

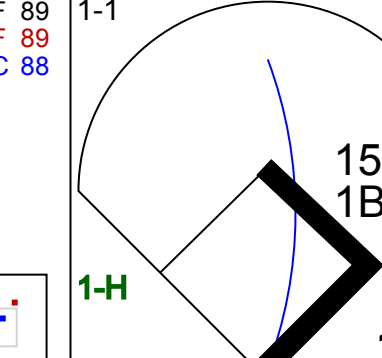

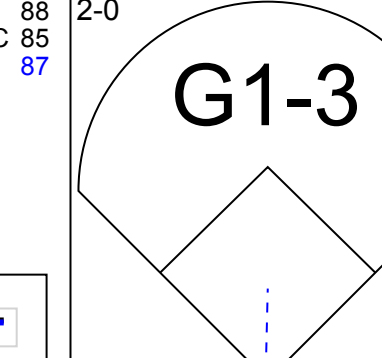
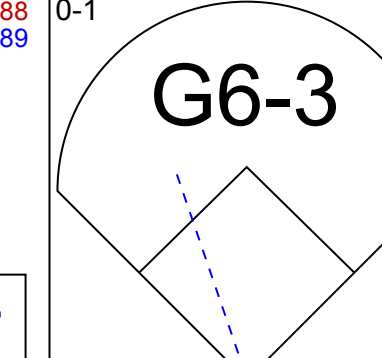

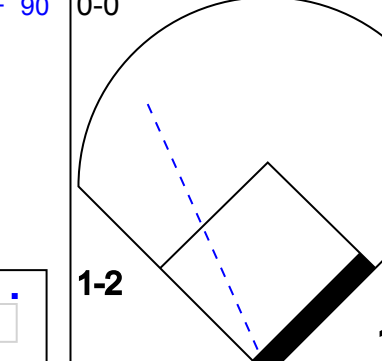

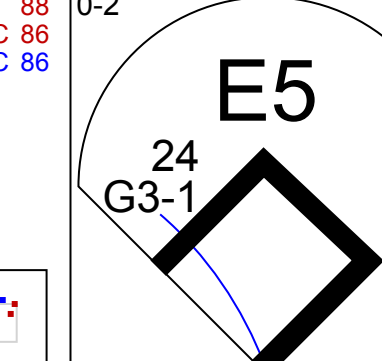


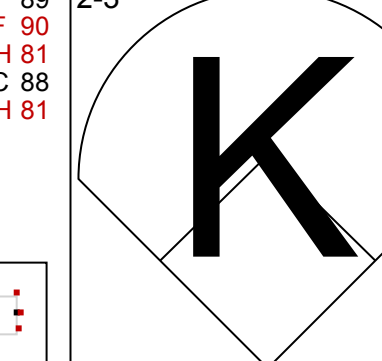

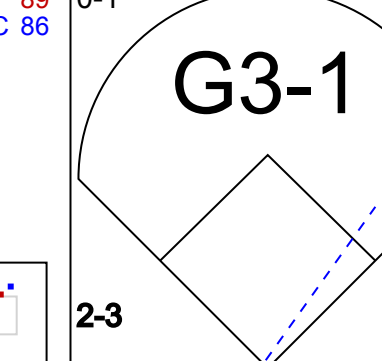



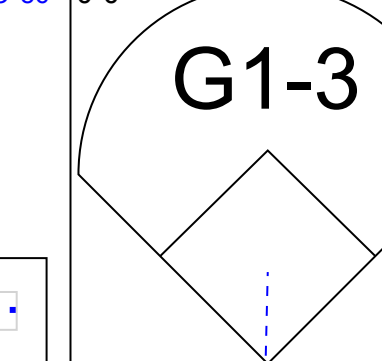
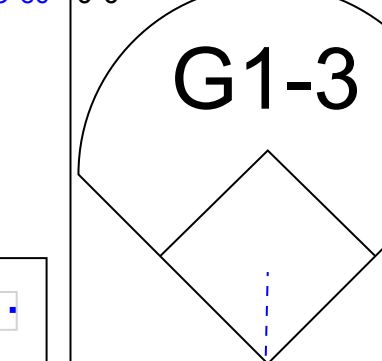



Batter	1	2	3	4	5	6	7	8	9	AB	R	H	RBI	BB	SO	LOB	BOTTOM	
25 Ryan Raburn, R (1.8) 32 Luis Castillo, S (6.8)	K			G6-4-3		L7				3	1	1	1	0	1	2		
18 Johnny Damon, L (1.10)	K			30 2B						4	1	3	3	0	1	0		
30 Magglio Ordonez, R (1.9) 82 Andy Dirks, L (8.9)	G6-3			24 1B		F8				4	0	1	1	0	0	2		
24 Miguel Cabrera, R (1.3) 19 Jeff Larish, L (8.3)				20 1B		G5-3		P2		4	1	2	0	0	0	1		
9 Carlos Guillen, S (1.7) 32 Don Kelly, L (3.7)				39 1B		F7		G3		1	1	1	0	0	0	0		
13 Alex Avila, L (1.2) 66 Robinson Diaz, R (8.2)	K			G3-1		G4-6-3		K		3	0	0	0	0	1	3		
20 Scott Sizemore, R (1.4) 32 Will Rhymes, L (7.4)				38 1B		K		F9		3	2	2	1	0	1	0		
39 Ramon Santiago, S (1.5) Santo De Leon, R (9.5)				18 2B		25 1B		L7		4	2	2	2	0	0	0		
4 Adam Everett, R (1.6)	F7			25 1B		K				2	0	0	0	1	1	2		
Inning Stats	R: 0 E: 0 K: 2 S: 7	H: 6 LOB: 1 BB: 0 P: 11	R: 0 E: 0 K: 0 S: 3	H: 0 LOB: 0 BB: 0 P: 3	R: 3 E: 0 K: 0 S: 8	H: 5 LOB: 2 BB: 1 P: 14	R: 0 E: 0 K: 1 S: 5	H: 1 LOB: 0 BB: 0 P: 5	R: 0 E: 0 K: 1 S: 5	H: 0 LOB: 0 BB: 0 P: 5	R: 0 E: 0 K: 0 S: 4	H: 1 LOB: 1 BB: 0 P: 4	R: 0 E: 0 K: 1 S: 5	H: 0 LOB: 0 BB: 0 P: 5	1B: 10 2B: 2 3B: 0 HR: 1	SF: 0 SAC: 0 DP: 2 HBP: 0	WP: 0 PB: 0 SB: 0 CS: 0	PA: 35
PITCHER	IP WLS BF H R ER SO BB IBB HBP BLK WP HR S P ERA WHIP																	
57 Zach Duke, L (1.1) Corey Hamman, L (4.1) 53 Brendan Donnelly, R (5.1) 70 Jack Taschner, L (8.1) 83 Jeff Sues, R (7.1)	3.2 L 20 9 8 8 3 1 0 0 0 0 0 0 27 33 19.64 2.727																	

Pittsburgh Pirates @ Detroit Tigers
Joker Marchant Stadium, Lakeland, FL
Wed Mar 31 2010, 1:12 PM - 3:48 PM EDT
Att: 7,628 - Sunny - 72 F

AB	34
R	8
H	13
RBI	8
BB	1
SO	6
LOB	11

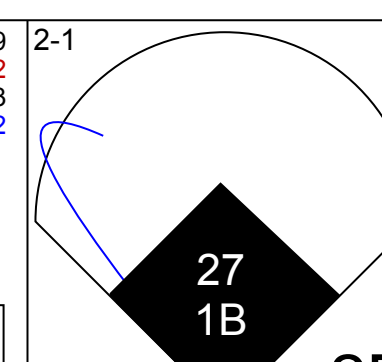
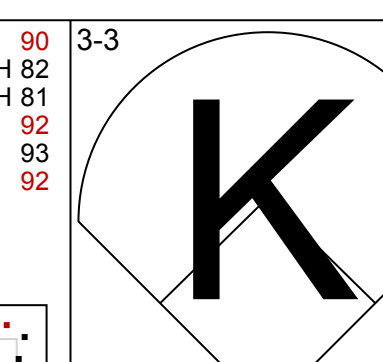
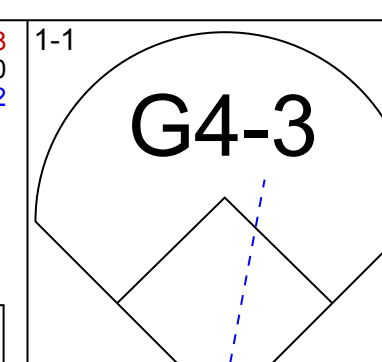
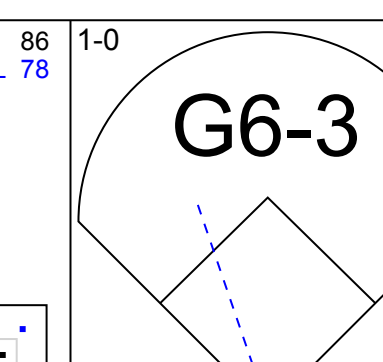
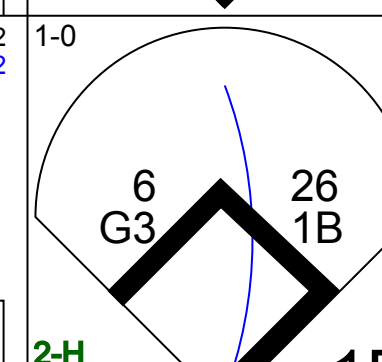
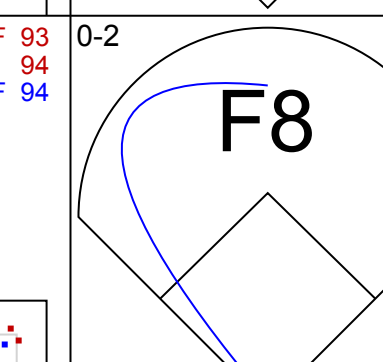
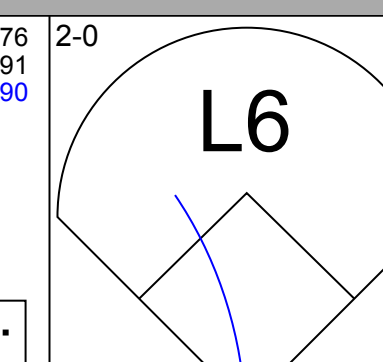
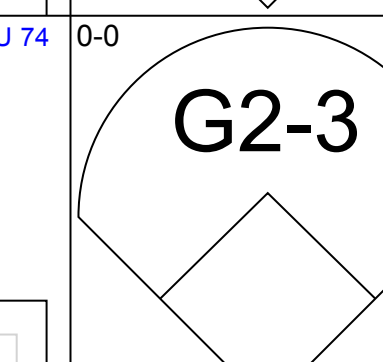
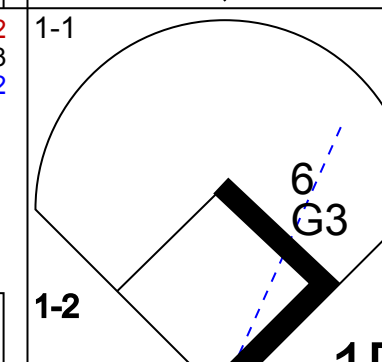
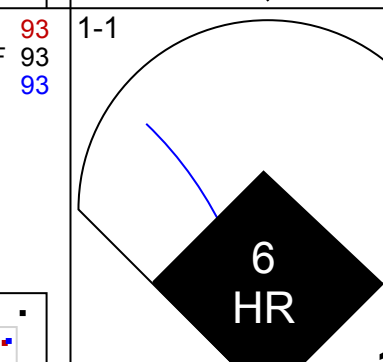

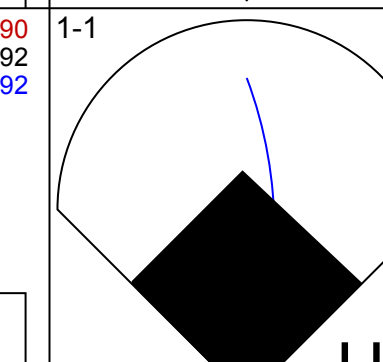
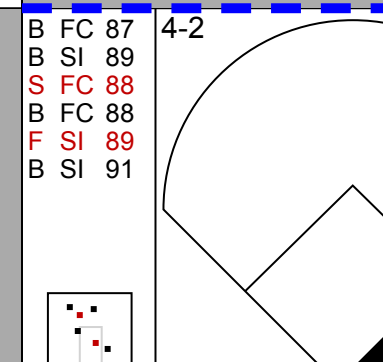
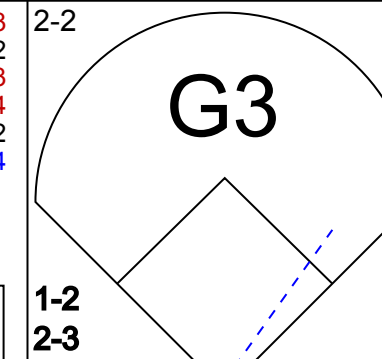
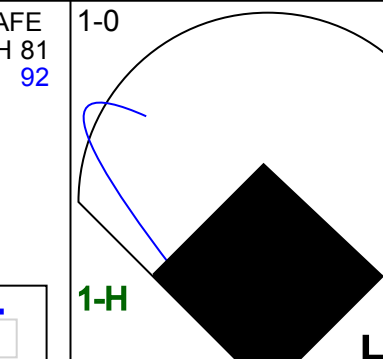

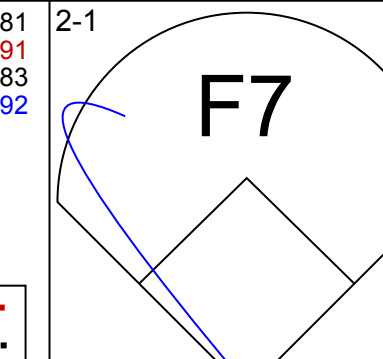

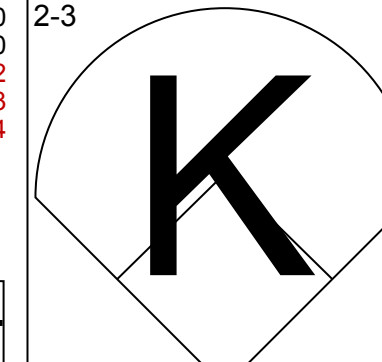
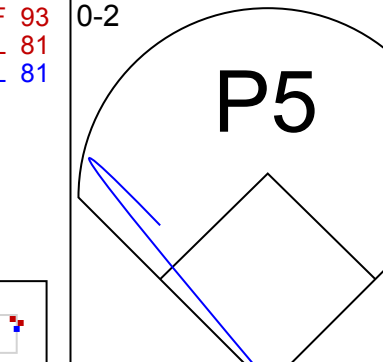
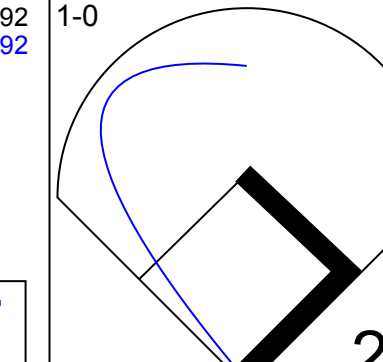

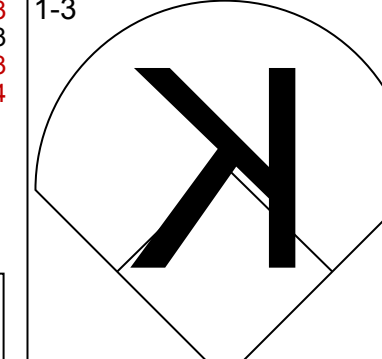

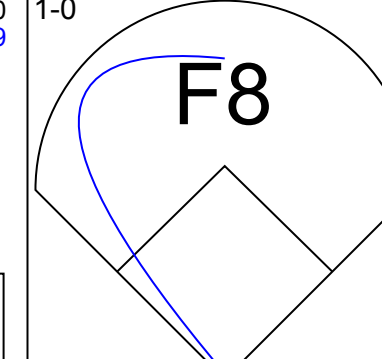



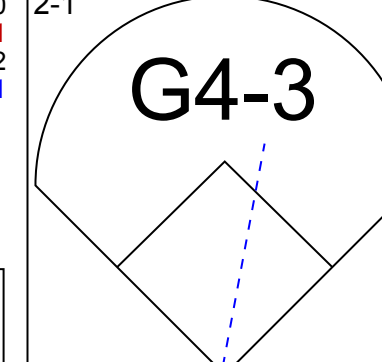
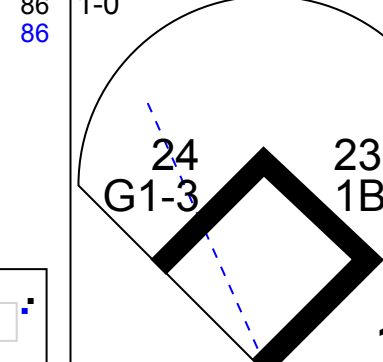
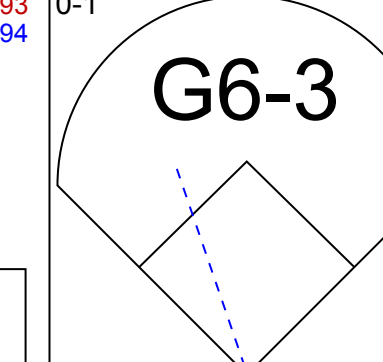


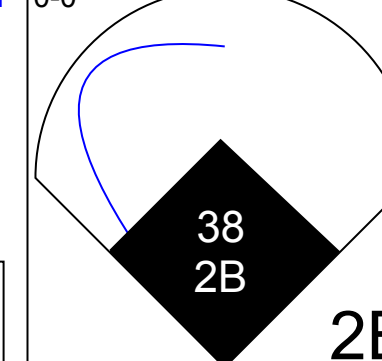
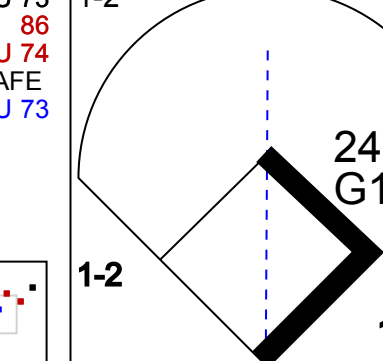
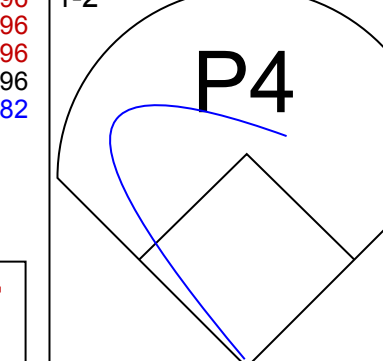


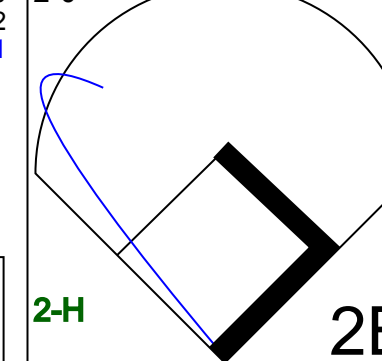
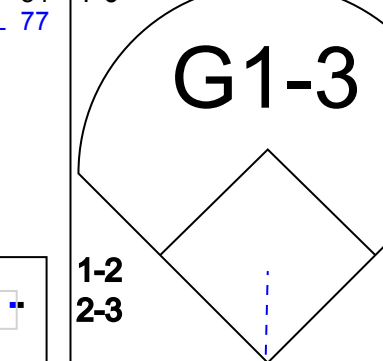
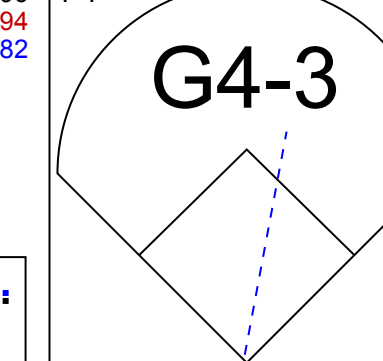
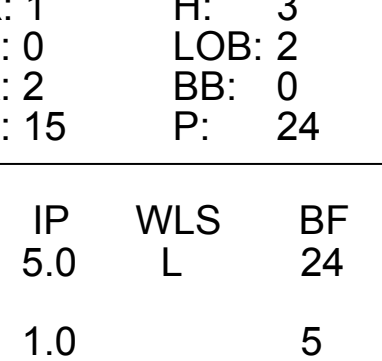
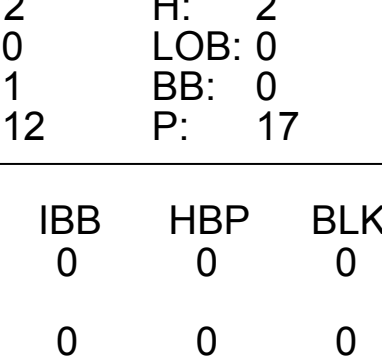
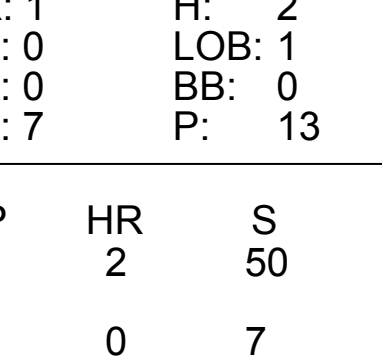
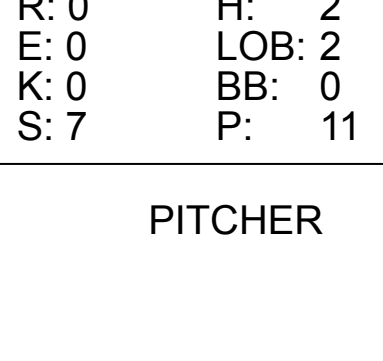
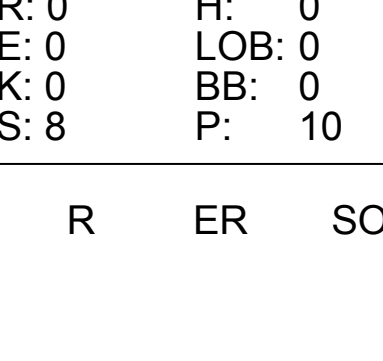


Batter	1	2	3	4	5	6	7	8	9	AB	R	H	RBI	BB	SO	LOB	TOP				
3 Akinori Iwamura, L (1.4) 13 Chase d'Amaud, R (7.4) OBP: 0.375, SLG: 0.375										4	0	0	0	0	2	0					
22 Andrew McCutchen, R (1.8) 58 John Raynor, R (6.8) OBP: 0.292, SLG: 0.422										3	1	2	0	0	1	0					
46 Garrett Jones, L (1.9) 19 Ryan Church, L (6.9) OBP: 0.242, SLG: 0.438										3	1	1	1	0	2	1					
41 Ryan Doumit, S (1.2) 47 Evan Meek, R (8.1)										4	0	0	0	0	0	2					
85 Lastings Milledge, R (1.7) 2 Bobby Crosby, R (7.6) OBP: 0.300, SLG: 0.500										3	1	1	1	0	1	0					
6 Jeff Clement, L (1.3) 51 Steve Pearce, R (7.3) OBP: 0.304, SLG: 0.447										3	0	1	1	0	0	0					
15 Andy LaRoche, R (1.5) 5 Ramon Vazquez, L (7.5) OBP: 0.222, SLG: 0.176										3	0	2	0	0	0	0					
49 Ross Ohlendorf, R (1.1) 24 Delwyn Young, S (6,PH) 48 Javier Lopez, L (6.1) 77 D.J. Carrasco, R (7.1) 35 Jason Jaramillo, S (6.2) 5 Ronny Cedeno, R (1.6) 50 Miles Durham, R (7.7) OBP: 0.250, SLG: 0.286										2	0	1	0	0	1	2					
										3	0	0	0	0	3						
Inning Stats	R: 0 E: 0 K: 2 S: 14	H: 1 LOB: 1 BB: 0 P: 19	R: 0 E: 0 K: 1 S: 10	H: 2 LOB: 2 BB: 0 P: 16	R: 3 E: 0 K: 2 S: 16	H: 5 LOB: 2 BB: 0 P: 24	R: 0 E: 0 K: 1 S: 7	H: 0 LOB: 0 BB: 0 P: 10	R: 0 E: 0 K: 1 S: 7	H: 0 LOB: 0 BB: 0 P: 11	R: 0 E: 0 K: 0 S: 7	H: 1 LOB: 0 BB: 0 P: 13	R: 0 E: 0 K: 0 S: 6	H: 0 LOB: 0 BB: 0 P: 10	R: 0 E: 0 K: 1 S: 7	H: 1 LOB: 1 BB: 0 P: 12	1B: 9 2B: 1 3B: 0 HR: 0	SF: 0 SAC: 0 DP: 1 HBP: 0	WP: 0 PB: 0 SB: 1 CS: 0	PA: 37	
PITCHER	IP WLS BF H R ER SO BB IBB HBP BLK WP HR S P ERA WHIP	IP WLS BF H R ER SO BB IBB HBP BLK WP HR S P ERA WHIP	IP WLS BF H R ER SO BB IBB HBP BLK WP HR S P ERA WHIP	IP WLS BF H R ER SO BB IBB HBP BLK WP HR S P ERA WHIP	IP WLS BF H R ER SO BB IBB HBP BLK WP HR S P ERA WHIP	IP WLS BF H R ER SO BB IBB HBP BLK WP HR S P ERA WHIP	IP WLS BF H R ER SO BB IBB HBP BLK WP HR S P ERA WHIP	IP WLS BF H R ER SO BB IBB HBP BLK WP HR S P ERA WHIP	IP WLS BF H R ER SO BB IBB HBP BLK WP HR S P ERA WHIP	IP WLS BF H R ER SO BB IBB HBP BLK WP HR S P ERA WHIP	IP WLS BF H R ER SO BB IBB HBP BLK WP HR S P ERA WHIP	IP WLS BF H R ER SO BB IBB HBP BLK WP HR S P ERA WHIP	IP WLS BF H R ER SO BB IBB HBP BLK WP HR S P ERA WHIP	IP WLS BF H R ER SO BB IBB HBP BLK WP HR S P ERA WHIP	IP WLS BF H R ER SO BB IBB HBP BLK WP HR S P ERA WHIP	IP WLS BF H R ER SO BB IBB HBP BLK WP HR S P ERA WHIP	IP WLS BF H R ER SO BB IBB HBP BLK WP HR S P ERA WHIP	IP WLS BF H R ER SO BB IBB HBP BLK WP HR S P ERA WHIP	IP WLS BF H R ER SO BB IBB HBP BLK WP HR S P ERA WHIP	IP WLS BF H R ER SO BB IBB HBP BLK WP HR S P ERA WHIP	IP WLS BF H R ER SO BB IBB HBP BLK WP HR S P ERA WHIP

Pittsburgh Pirates @ Philadelphia Phillies
Citizens Bank Park, Philadelphia, PA
Fri Apr 02 2010, 7:29 PM - 9:49 PM EDT
Att: 43,035 - Clear - 65 F


AB 37
R 3
H 10
RBI 3
BB 0
SO 8
LOB 13



Batter	1	2	3	4	5	6	7	8	9	AB	R	H	RBI	BB	SO	LOB	BOTTOM				
11 Jimmy Rollins, S (1.6) 7 Juan Castro, R (6.6) OBP: 0.319, SLG: 0.478										3	1	1	0	0	1	1					
27 Placido Polanco, R (1.5) 19 Greg Dobbs, L (6.3) OBP: 0.422, SLG: 0.533										3	0	1	1	0	0	0					
26 Chase Utley, L (1.4) 12 Cody Ransom, R (6.5) OBP: 0.256, SLG: 0.472										3	2	3	1	0	0	0					
6 Ryan Howard, L (1.3) 10 Ben Francisco, R (6.9) OBP: 0.384, SLG: 0.538										3	1	1	2	0	0	2					
28 Javson Werth, R (1.9) 3 Ross Gload, L (6.7) OBP: 0.277, SLG: 0.316										3	0	1	0	0	1	2					
29 Raul Ibanez, L (1.7) 21 Wilson Valdez, R (6.4) OBP: 0.288, SLG: 0.212										3	0	0	0	0	1	3					
8 Shane Victorino, S (1.8) 31 Dewayne Wise, L (7.8) OBP: 0.229, SLG: 0.313										3	0	1	0	0	0	0					
23 Brian Schneider, L (1.2) Drew Carpenter, R (7.1) Carlos Ruiz, R (8,PH) 55 Danys Baez, R (9.1) OBP: 0.381, SLG: 0.462										3	1	2	0	0	0	0					
35 Cole Hamels, L (1.1) 38 Kyle Kendrick, R (4.1) 24 Paul Hoover, R (6,PH) OBP: 0.231, SLG: 0.500										1	0	0	0	0	0	0					
										2	0	0	0	0	2						
Inning Stats	R: 1 E: 0 K: 2 S: 15	H: 3 LOB: 2 BB: 0 P: 24	R: 0 E: 0 K: 0 S: 7	H: 0 LOB: 0 BB: 0 P: 10	R: 2 E: 0 K: 1 S: 12	H: 2 LOB: 0 BB: 0 P: 17	R: 1 E: 0 K: 0 S: 7	H: 2 LOB: 1 BB: 0 P: 13	R: 0 E: 0 K: 0 S: 9	H: 2 LOB: 1 BB: 0 P: 18	R: 0 E: 0 K: 0 S: 7	H: 0 LOB: 1 BB: 1 P: 15	R: 0 E: 0 K: 0 S: 8	H: 0 LOB: 0 BB: 0 P: 10	R: 0 E: 0 K: 1 S: 9	H: 0 LOB: 0 BB: 0 P: 15	1B: 5 2B: 4 3B: 0 HR: 2	SF: 0 SAC: 0 DP: 0 HBP: 0	WP: 0 PB: 0 SB: 0 CS: 0	PA: 36	
PITCHER	IP WLS BF H R ER SO BB IBB HBP BLK WP HR S P ERA WHIP	IP WLS BF H R ER SO BB IBB HBP BLK WP HR S P ERA WHIP	IP WLS BF H R ER SO BB IBB HBP BLK WP HR S P ERA WHIP	IP WLS BF H R ER SO BB IBB HBP BLK WP HR S P ERA WHIP	IP WLS BF H R ER SO BB IBB HBP BLK WP HR S P ERA WHIP	IP WLS BF H R ER SO BB IBB HBP BLK WP HR S P ERA WHIP	IP WLS BF H R ER SO BB IBB HBP BLK WP HR S P ERA WHIP	IP WLS BF H R ER SO BB IBB HBP BLK WP HR S P ERA WHIP	IP WLS BF H R ER SO BB IBB HBP BLK WP HR S P ERA WHIP	IP WLS BF H R ER SO BB IBB HBP BLK WP HR S P ERA WHIP	IP WLS BF H R ER SO BB IBB HBP BLK WP HR S P ERA WHIP	IP WLS BF H R ER SO BB IBB HBP BLK WP HR S P ERA WHIP	IP WLS BF H R ER SO BB IBB HBP BLK WP HR S P ERA WHIP	IP WLS BF H R ER SO BB IBB HBP BLK WP HR S P ERA WHIP	IP WLS BF H R ER SO BB IBB HBP BLK WP HR S P ERA WHIP	IP WLS BF H R ER SO BB IBB HBP BLK WP HR S P ERA WHIP	IP WLS BF H R ER SO BB IBB HBP BLK WP HR S P ERA WHIP	IP WLS BF H R ER SO BB IBB HBP BLK WP HR S P ERA WHIP	IP WLS BF H R ER SO BB IBB HBP BLK WP HR S P ERA WHIP	IP WLS BF H R ER SO BB IBB HBP BLK WP HR S P ERA WHIP	IP WLS BF H R ER SO BB IBB HBP BLK WP HR S P ERA WHIP

Pittsburgh Pirates @ Philadelphia Phillies
Citizens Bank Park, Philadelphia, PA
Fri Apr 02 2010, 7:29 PM - 9:49 PM EDT
Att: 43,035 - Clear - 65 F

AB 35
R 5
H 11
RBI 5
BB 1
SO 4
LOB 17



Batter	1	2	3	4	5	6	7	8	9	10	AB	R	H	RBI	BB	SO	LOB	TOP					
15 Rafael Furcal, S OBP: 0.400, SLG: 0.143	G1-3				E5 27 2B				G1-3		3	1	0	0	2	0	1						
27 Matt Kemp, R OBP: 0.300, SLG: 0.500	G5-3		G5-3						K		5	1	1	1	0	2	4						
16 Andre Ethier, L OBP: 0.400, SLG: 0.375	F7								G1-3		3	0	1	1	2	0	1						
99 Manny Ramirez, R OBP: 0.444, SLG: 0.444											4	0	1	0	1	1	3						
7 James Loney, L (1, 3)	F7										4	0	0	0	1	0	5						
23 Casey Blake, R OBP: 0.250, SLG: 0.250	F8										4	0	0	0	0	0	2						
33 Blake DeWitt, L OBP: 0.444, SLG: 0.286											3	0	0	0	2	0	3						
55 Russell Martin, R OBP: 0.500, SLG: 0.857											4	1	1	1	1	0	2						
22 Clayton Kershaw, L 36 Jeff Weaver, R 48 Russ Ortiz, R 52 George Sherrill, L 77 D.J. Carrasco, R 99 Manny Ramirez, R	SH2-4										1	0	0	0	0	0	0						
Inning Stats	R: 0 E: 0 K: 0 S: 8	H: 0 LOB: 0 BB: 14 P: 14	R: 0 E: 0 K: 1 S: 9	H: 0 LOB: 0 BB: 13 P: 13	R: 0 E: 0 K: 0 S: 6	H: 0 LOB: 2 BB: 2 P: 18	R: 0 E: 0 K: 1 S: 11	H: 1 LOB: 2 BB: 1 P: 19	R: 3 E: 1 K: 0 S: 9	H: 3 LOB: 1 BB: 0 P: 27	R: 0 E: 0 K: 0 S: 9	H: 0 LOB: 1 BB: 20 P: 20	R: 0 E: 0 K: 1 S: 9	H: 0 LOB: 2 BB: 22 P: 22	R: 0 E: 0 K: 1 S: 11	H: 0 LOB: 0 BB: 15 P: 15	R: 0 E: 0 K: 1 S: 13	H: 1 LOB: 2 BB: 23 P: 23	1B: 2 2B: 2 3B: 0 HR: 1	SF: 0 SAC: 2 DP: 0 HBP: 0	WP: 1 PB: 0 SB: 3 CS: 0	PA: 45	
PITCHER	IP	WLS	BF	H	R	ER	SO	BB	IBB	HBP	BLK	WP	HR	S	P	ERA	WHIP						
49 Ross Ohlendorf, R ERA: 3.6	5.0		23	4	3	2	1	3	0	0	0	0	1	50	91	3.60	1.400						
47 Evan Meek, R ERA:	6.1		6	0	0	0	1	2	0	0	0	0	0	13	30	0.00	1.500						
48 Javier López, L ERA:	7.1		0	0	0	0	0	0	1	0	0	0	0	5	12	0.00	0.000						
77 D.J. Carrasco, R ERA: 16.2	8.1		3	0	0	0	0	0	0	0	0	0	0	11	15	0.00	0.000						
29 Octavio Dotel, R ERA:	9.1		5	1	0	0	1	1	0	0	0	1	0	13	23	0.00	2.000						

Los Angeles Dodgers @ Pittsburgh Pirates
PNC Park, Pittsburgh, PA
Wed Apr 07 2010, 7:07 PM - 11:06 PM EDT
Att: 31,061 - Partly Cloudy - 80 F

AB 34
R 3
H 5
RBI 3
BB 9
SO 3
LOB 24



Batter	1	2	3	4	5	6	7	8	9	10	AB	R	H	RBI	BB	SO	LOB	BOTTOM				
3 Akitori Iwamura, L (1, 4)											3	1	0	0	2	0	2					
22 Andrew McCutchen, R OBP: 0.500, SLG: 0.556											5	1	3	0	0	1	2					
46 Garrett Jones, L OBP: 0.400, SLG: 1.333											5	1	1	3	0	0	2					
41 Ryan Doumit, S OBP: 0.500, SLG: 0.889											5	0	2	0	0	0	2					
85 Lastings Milledge, R OBP: 0.300, SLG: 0.333											4	1	1	0	1	0	1					
6 Jeff Clement, L OBP: 0.250, SLG: 0.143											4	0	0	0	0	3	4					
15 Andy LaRoche, R (1, 5)											2	0	0	0	3	1	0					
48 Russ Ortiz, R 49 Ross Ohlendorf, R 36 Jeff Weaver, R 48 Russ Ortiz, R 52 George Sherrill, L 77 D.J. Carrasco, R 99 Manny Ramirez, R											0	0	0	0	0	0	0					
5 Ronny Cedeno, R OBP: 0.444, SLG: 0.444											5	0	2	1	0	2	3					
Inning Stats	R: 3 E: 0 K: 1 S: 11	H: 2 LOB: 0 BB: 1 P: 19	R: 0 E: 0 K: 1 S: 11	H: 0 LOB: 1 BB: 1 P: 22	R: 0 E: 0 K: 0 S: 13	H: 2 LOB: 2 BB: 1 P: 20	R: 0 E: 0 K: 1 S: 11	H: 0 LOB: 2 BB: 2 P: 23	R: 0 E: 0 K: 1 S: 14	H: 1 LOB: 3 BB: 2 P: 26	R: 0 E: 0 K: 0 S: 8	H: 1 LOB: 0 BB: 8 P: 8	R: 0 E: 0 K: 2 S: 9	H: 0 LOB: 1 BB: 1 P: 15	R: 0 E: 0 K: 0 S: 9	H: 1 LOB: 1 BB: 15 P: 15	R: 1 E: 1 K: 0 S: 14	H: 3 LOB: 3 BB: 2 P: 25	1B: 8 2B: 1 3B: 0 HR: 1	SF: 0 SAC: 1 DP: 2 HBP: 0	WP: 0 PB: 0 SB: 0 CS: 0	PA: 45
PITCHER	IP	WLS	BF	H	R	ER	SO	BB	IBB	HBP	BLK	WP	HR	S	P	ERA	WHIP					
22 Clayton Kershaw, L ERA: 5.79	4.2		25	5	3	3	4	6	0	0	0	0	0	59	109	5.79	2.357					
36 Jeff Weaver, R ERA:	5.1		0	0	0	0	0	0	0	0	0	0	0	1	1	0.00	0.000					
48 Russ Ortiz, R ERA:	6.1		6	2	0	0	1	0	0	0	0	0	0	13	24	0.00	1.000					
52 George Sherrill, L ERA: 16.2	8.1		4	0	0	0	2	1	0	0	0	0	0	9	15	0.00	1.000					
38 Ramon Troncoso, R ERA:	9.1		4	1	0	0	0	0	0	0	0	0	0	9	15	0.00	1.000					
PITCHER	IP	WLS	BF	H	R	ER	SO	BB	IBB	HBP	BLK	WP	HR	S	P	ERA	WHIP					
35 Ramon Ortiz, R ERA: 9.0	10.1		5	1	1	0	0	2	0	0	0	0	0	14	25	9.00	9.000					

Los Angeles Dodgers @ Pittsburgh Pirates
PNC Park, Pittsburgh, PA
Wed Apr 07 2010, 7:07 PM - 11:06 PM EDT
Att: 31,061 - Partly Cloudy - 80 F

AB 35
R 4
H 9
RBI 4
BB 9
SO 7
LOB 20



Batter	1	2	3	4	5	6	7	8	9	AB	R	H	RBI	BB	SO	LOB	TOP			
3 Akinori Iwamura, L OBP: 0.316, SLG: 0.250										4	0	2	0	0	0	1				
22 Andrew McCutchen, R OBP: 0.278, SLG: 0.284										4	0	0	0	0	2	2				
46 Garrett Jones, L OBP: 0.474, SLG: 0.933										3	0	2	0	1	0	0				
41 Ryan Doumit, S OBP: 0.389, SLG: 0.588										4	0	1	0	0	0	5				
85 Lastings Milledge, R OBP: 0.267, SLG: 0.286										4	1	1	0	0	0	4				
6 Jeff Clement, L OBP: 0.231, SLG: 0.182										4	0	1	1	0	1	3				
15 Andy LaRoche, R OBP: 0.231, SLG: 0.077											4	0	0	0	0	1				
37 Charlie Morton, R 77 D.J. Carrasco, R 24 Delwyn Young, S 47 Evan Meek, R 62 Hayden Penn, R 19 Ryan Church, L											2	0	0	0	0	2	0			
5 Ronny Cedeno, R OBP: 0.333, SLG: 0.333											3	0	0	0	0	2	1			
Inning Stats	R: 0 H: 3 E: 0 K: 0 S: 11	H: 3 LOB: 3 BB: 0 P: 18	R: 0 H: 0 E: 0 K: 2 S: 10	H: 0 LOB: 0 BB: 0 P: 10	R: 0 H: 1 E: 0 K: 1 S: 14	H: 1 LOB: 2 BB: 1 P: 23	R: 0 H: 0 E: 0 K: 1 S: 8	H: 0 LOB: 0 BB: 0 P: 9	R: 0 H: 0 E: 0 K: 0 S: 7	H: 0 LOB: 0 BB: 0 P: 11	R: 1 H: 2 E: 0 K: 1 S: 13	H: 2 LOB: 1 BB: 0 P: 19	R: 0 H: 1 E: 0 K: 1 S: 14	H: 1 LOB: 1 BB: 0 P: 20	R: 0 H: 0 E: 0 K: 2 S: 7	H: 0 LOB: 0 BB: 0 P: 10	1B: 7 2B: 2 3B: 0 HR: 0	SF: 0 SAC: 0 DP: 1 HBP: 0	WP: 0 PB: 0 SB: 1 CS: 0	PA: 35
PITCHER	IP WLS BF H R ER SO BB IBB HBP BLK WP HR S P ERA WHIP	IP WLS BF H R ER SO BB IBB HBP BLK WP HR S P ERA WHIP	IP WLS BF H R ER SO BB IBB HBP BLK WP HR S P ERA WHIP	IP WLS BF H R ER SO BB IBB HBP BLK WP HR S P ERA WHIP	IP WLS BF H R ER SO BB IBB HBP BLK WP HR S P ERA WHIP	IP WLS BF H R ER SO BB IBB HBP BLK WP HR S P ERA WHIP	IP WLS BF H R ER SO BB IBB HBP BLK WP HR S P ERA WHIP	IP WLS BF H R ER SO BB IBB HBP BLK WP HR S P ERA WHIP	IP WLS BF H R ER SO BB IBB HBP BLK WP HR S P ERA WHIP	IP WLS BF H R ER SO BB IBB HBP BLK WP HR S P ERA WHIP	IP WLS BF H R ER SO BB IBB HBP BLK WP HR S P ERA WHIP	IP WLS BF H R ER SO BB IBB HBP BLK WP HR S P ERA WHIP	IP WLS BF H R ER SO BB IBB HBP BLK WP HR S P ERA WHIP	IP WLS BF H R ER SO BB IBB HBP BLK WP HR S P ERA WHIP	IP WLS BF H R ER SO BB IBB HBP BLK WP HR S P ERA WHIP	IP WLS BF H R ER SO BB IBB HBP BLK WP HR S P ERA WHIP	IP WLS BF H R ER SO BB IBB HBP BLK WP HR S P ERA WHIP			

Pittsburgh Pirates @ Arizona Diamondbacks
Chase Field, Phoenix, AZ
Fri Apr 09 2010, 6:40 PM - 9:32 PM MST
Att: 21,329 - Clear - 81 F

AB	34
R	1
H	8
RBI	1
BB	1
SO	9
LOB	17



Batter	1	2	3	4	5	6	7	8	9	AB	R	H	RBI	BB	SO	LOB	BOTTOM			
34 Conor Jackson, R OBP: 0.286, SLG: 0.231										5	1	1	0	0	2	0				
6 Stephen Drew, L OBP: 0.176, SLG: 0.353										4	1	1	0	0	0	2				
3 Tony Abreu, S OBP: 0.667, SLG: 0.667										1	0	1	0	0	0	0				
10 Justin Upton, R OBP: 0.444, SLG: 0.563										4	2	1	0	1	1	2				
25 Adam LaRoche, L OBP: 0.188, SLG: 0.133										3	2	2	3	1	1	1				
27 Mark Reynolds, R OBP: 0.313, SLG: 0.333										3	1	0	0	0	2	3				
47 Leo Rosales, R										0	0	0	0	0	0	0				
46 Bob Howry, L										0	0	0	0	0	0	0				
26 Miguel Montero, L OBP: 0.583, SLG: 0.636										4	0	2	1	0	2	3				
24 Chris Young, R OBP: 0.400, SLG: 0.867										4	1	3	5	0	0	0				
2 Kelly Johnson, L OBP: 0.438, SLG: 0.857										4	0	2	0	0	0	3				
13 Rodrigo Lopez, R OBP: 0.333, SLG: 0.333										3	1	1	0	0	0	2				
32 Esmerling Vasquez, R ERA: 6.23										0	0	0	0	0	0	0				
11 Augie Ojeda, S										1	0	0	0	0	0	0				
Inning Stats	R: 0 H: 0 E: 1 K: 3 S: 12	H: 0 LOB: 1 BB: 0 P: 18	R: 0 H: 1 E: 0 K: 2 S: 10	H: 1 LOB: 0 BB: 0 P: 19	R: 6 H: 6 E: 0 K: 1 S: 20	H: 6 LOB: 1 BB: 0 P: 35	R: 2 H: 3 E: 0 K: 1 S: 15	H: 3 LOB: 2 BB: 1 P: 25	R: 0 H: 1 E: 0 K: 0 S: 10	H: 1 LOB: 0 BB: 0 P: 13	R: 0 H: 0 E: 0 K: 1 S: 8	H: 0 LOB: 0 BB: 0 P: 14	R: 1 H: 2 E: 0 K: 0 S: 12	H: 2 LOB: 1 BB: 1 P: 18	R: 0 H: 1 E: 0 K: 0 S: 11	H: 1 LOB: 1 BB: 0 P: 17	1B: 11 2B: 2 3B: 0 HR: 1	SF: 0 SAC: 0 DP: 2 HBP: 1	WP: 2 PB: 1 SB: 1 CS: 0	PA: 39
PITCHER	IP WLS BF H R ER SO BB IBB HBP BLK WP HR S P ERA WHIP	IP WLS BF H R ER SO BB IBB HBP BLK WP HR S P ERA WHIP	IP WLS BF H R ER SO BB IBB HBP BLK WP HR S P ERA WHIP	IP WLS BF H R ER SO BB IBB HBP BLK WP HR S P ERA WHIP	IP WLS BF H R ER SO BB IBB HBP BLK WP HR S P ERA WHIP	IP WLS BF H R ER SO BB IBB HBP BLK WP HR S P ERA WHIP	IP WLS BF H R ER SO BB IBB HBP BLK WP HR S P ERA WHIP	IP WLS BF H R ER SO BB IBB HBP BLK WP HR S P ERA WHIP	IP WLS BF H R ER SO BB IBB HBP BLK WP HR S P ERA WHIP	IP WLS BF H R ER SO BB IBB HBP BLK WP HR S P ERA WHIP	IP WLS BF H R ER SO BB IBB HBP BLK WP HR S P ERA WHIP	IP WLS BF H R ER SO BB IBB HBP BLK WP HR S P ERA WHIP	IP WLS BF H R ER SO BB IBB HBP BLK WP HR S P ERA WHIP	IP WLS BF H R ER SO BB IBB HBP BLK WP HR S P ERA WHIP	IP WLS BF H R ER SO BB IBB HBP BLK WP HR S P ERA WHIP	IP WLS BF H R ER SO BB IBB HBP BLK WP HR S P ERA WHIP	IP WLS BF H R ER SO BB IBB HBP BLK WP HR S P ERA WHIP			

Pittsburgh Pirates @ Arizona Diamondbacks
Chase Field, Phoenix, AZ
Fri Apr 09 2010, 6:40 PM - 9:32 PM MST
Att: 21,329 - Clear - 81 F

AB	36
R	9
H	14
RBI	9
BB	2
SO	8
LOB	16



Batter	1	2	3	4	5	6	7	8	9	AB	R	H	RBI	BB	SO	LOB	TOP					
3 Akinori Iwamura, L (1,4) OBP: 0.370, SLG: 0.409										2	1	0	0	1	0	1	Pittsburgh Pirates @ Arizona Diamondbacks Chase Field, Phoenix, AZ Sun Apr 11 2010, 1:14 PM - 4:06 PM MST Att: 21,061 - Sunny - 87°F					
2 Bobby Crosby, R (6,5) OBP: 0.429, SLG: 0.857										5	1	2	1	0	1	1						
22 Andrew McCutchen, R (1,8) OBP: 0.286, SLG: 0.407										5	1	3	0	0	0	0						
85 Lastings Milledge, R (1,7) OBP: 0.320, SLG: 0.375										5	1	3	0	0	0	0						
46 Garrett Jones, L (1,3) OBP: 0.321, SLG: 0.583										5	0	0	0	0	0	4						
19 Ryan Church, L (1,9) OBP: 0.545, SLG: 0.667										3	1	2	0	1	0	1						
47 Evan Meek, R (7,1) OBP: 0.429, SLG: 0.429										0	0	0	0	0	0	0						
48 Javier López, L (8,1) OBP: 0.500, SLG: 0.800										0	0	0	0	0	0	0						
24 Delwyn Young, S (6,4) OBP: 0.500, SLG: 0.800										4	0	1	2	0	0	3						
35 Jason Jaramillo, S (1,2) OBP: 0.200, SLG: 0.200										4	0	1	0	0	0	1						
34 Daniel McCutchen, R (1,1) OBP: 0.200, SLG: 0.200										2	0	0	0	0	0	0						
62 Hayden Penn, R (4,1) OBP: 0.200, SLG: 0.200										0	0	0	0	0	0	0						
43 Jack Taschner, L (4,1) OBP: 0.200, SLG: 0.200										0	0	0	0	0	0	0						
58 John Raynor, R (7,9) OBP: 0.200, SLG: 0.200										1	0	0	0	0	0	0						
5 Ronny Cedeno, R (1,6) OBP: 0.400, SLG: 0.450										4	1	2	0	0	2	1						
Inning Stats	R: 1 H: 2 E: 0 K: 0 S: 12	WLS: 2 LOB: 2 BB: 2 P: 20	R: 0 H: 0 E: 0 K: 1 S: 7	ER: 0 LOB: 0 BB: 0 P: 9	R: 3 H: 4 E: 0 K: 0 S: 14	WLS: 4 LOB: 1 BB: 0 P: 21	R: 0 H: 1 E: 0 K: 0 S: 8	ER: 1 LOB: 1 BB: 0 P: 10	R: 0 H: 1 E: 0 K: 2 S: 11	WLS: 1 LOB: 1 BB: 0 P: 12	R: 0 H: 1 E: 0 K: 0 S: 6	ER: 1 LOB: 1 BB: 0 P: 13	R: 0 H: 0 E: 0 K: 0 S: 12	WLS: 0 LOB: 0 BB: 0 P: 19	R: 2 H: 2 E: 0 K: 1 S: 8	ER: 2 LOB: 0 BB: 0 P: 12	1B: 7 2B: 2 3B: 1 HR: 2	SF: 0 SAC: 1 DP: 1 HBP: 0	WP: 0 PB: 0 SB: 1 CS: 0	PA: 40		
PITCHER	IP: 7.0 WLS: 2 LOB: 2 BB: 2 P: 20	ERA: 5.25	IP: 0.0 WLS: 0 LOB: 0 BB: 0 P: 9	ERA: 0.00	IP: 3.0 WLS: 4 LOB: 1 BB: 0 P: 21	ERA: 3.00	IP: 0.0 WLS: 1 LOB: 1 BB: 0 P: 10	ERA: 27.00	IP: 0.0 WLS: 0 LOB: 0 BB: 0 P: 12	ERA: 0.00	IP: 0.0 WLS: 0 LOB: 0 BB: 0 P: 13	ERA: 0.00	IP: 0.0 WLS: 0 LOB: 0 BB: 0 P: 19	ERA: 0.00	IP: 0.0 WLS: 0 LOB: 0 BB: 0 P: 12	ERA: 0.00	IP: 4.0 WLS: 2 LOB: 0 BB: 0 P: 12	ERA: 0.00	IP: 4.0 WLS: 1 LOB: 0 BB: 0 P: 21	ERA: 0.00	IP: 0.0 WLS: 0 LOB: 0 BB: 0 P: 10	ERA: 0.00

AB	37
R	6
H	12
RBI	5
BB	2
SO	4
LOB	13



Batter	1	2	3	4	5	6	7	8	9	AB	R	H	RBI	BB	SO	LOB	BOTTOM					
34 Conor Jackson, R (1,7) OBP: 0.304, SLG: 0.200										5	1	1	0	0	1	0	Pittsburgh Pirates @ Arizona Diamondbacks Chase Field, Phoenix, AZ Sun Apr 11 2010, 1:14 PM - 4:06 PM MST Att: 21,061 - Sunny - 87°F					
6 Stephen Drew, L (1,6) OBP: 0.227, SLG: 0.455										5	1	2	2	0	1	1						
10 Justin Upton, R (1,9) OBP: 0.429, SLG: 0.429										2	1	0	0	2	2	0						
18 Gerardo Parra, L (7,9) OBP: 0.400, SLG: 0.600										1	0	1	0	0	0	0						
25 Adam LaRoche, L (1,3) OBP: 0.292, SLG: 0.273										3	2	2	0	1	0	2						
4 Rusty Ryan, R (7,PH) OBP: 0.500, SLG: 0.333										1	0	0	0	0	0	2						
27 Mark Reynolds, R (1,5) OBP: 0.320, SLG: 0.450										4	2	0	0	1	0	2						
24 Chris Young, R (1,8) OBP: 0.292, SLG: 0.708										5	1	1	4	0	1	2						
2 Kelly Johnson, L (1,4) OBP: 0.478, SLG: 0.947										2	3	1	1	2	0	0						
28 John Hester, R (8,2) OBP: 0.292, SLG: 0.708										1	0	0	0	0	0	0						
19 Chris Snyder, R (1,2) OBP: 0.300, SLG: 0.700										4	2	2	5	0	1	0						
22 Aaron Heilman, R (8,1) OBP: 0.300, SLG: 0.700										0	0	0	0	0	0	0						
46 Bob Howry, L (9,1) OBP: 0.300, SLG: 0.700										0	0	0	0	0	0	0						
50 Chad Qualls, R (9,1) OBP: 0.300, SLG: 0.700										0	0	0	0	0	0	0						
36 Edwin Jackson, R (1,1) OBP: 0.500, SLG: 1.250										3	2	2	2	0	1	0						
11 Augie Ojeda, S (7,PH) OBP: 0.500, SLG: 1.250										1	0	0	0	0	0	0						
Inning Stats	R: 0 H: 0 E: 1 K: 0 S: 7	WLS: 0 LOB: 1 BB: 1 P: 15	R: 2 H: 1 E: 0 K: 1 S: 11	ER: 1 LOB: 1 BB: 1 P: 19	R: 0 H: 0 E: 0 K: 1 S: 8	WLS: 0 LOB: 0 BB: 0 P: 11	R: 13 H: 8 E: 0 K: 1 S: 25	WLS: 8 LOB: 4 BB: 4 P: 61	R: 0 H: 1 E: 0 K: 2 S: 12	WLS: 1 LOB: 1 BB: 0 P: 17	R: 0 H: 0 E: 0 K: 2 S: 12	WLS: 0 LOB: 0 BB: 0 P: 16	R: 0 H: 2 E: 0 K: 0 S: 8	WLS: 2 LOB: 0 BB: 0 P: 13	R: 0 H: 0 E: 0 K: 0 S: 7	WLS: 0 LOB: 0 BB: 0 P: 10	1B: 6 2B: 1 3B: 1 HR: 4	SF: 0 SAC: 0 DP: 1 HBP: 0	WP: 1 PB: 0 SB: 0 CS: 0	PA: 43		
PITCHER	IP: 3.1 WLS: 1 LOB: 1 BB: 1 P: 15	ERA: 24.3	IP: 0.0 WLS: 0 LOB: 0 BB: 0 P: 11	ERA: 0.00	IP: 13.0 WLS: 8 LOB: 4 BB: 4 P: 61	ERA: 2.30	IP: 0.0 WLS: 1 LOB: 1 BB: 0 P: 17	ERA: 27.00	IP: 0.0 WLS: 0 LOB: 0 BB: 0 P: 16	ERA: 12.000	IP: 0.0 WLS: 0 LOB: 0 BB: 0 P: 13	ERA: 19.29	IP: 0.0 WLS: 2 LOB: 0 BB: 0 P: 10	ERA: 0.00	IP: 0.0 WLS: 0 LOB: 0 BB: 0 P: 10	ERA: 0.00	IP: 3.2 WLS: 1 LOB: 0 BB: 0 P: 10	ERA: 0.00	IP: 3.2 WLS: 2 LOB: 0 BB: 0 P: 10	ERA: 0.00	IP: 0.0 WLS: 0 LOB: 0 BB: 0 P: 10	ERA: 0.00

AB	37
R	15
H	12
RBI	14
BB	6
SO	7
LOB	9



Batter	1	2	3	4	5	6	7	8	9	AB	R	H	RBI	BB	SO	LOB	TOP										
3 Akinori Iwamura, L (1,4) OBP: 0.341, SLG: 0.472	G3-1		G3			K		G4-3		4	0	0	0	0	1	1	Pittsburgh Pirates @ San Francisco Giants AT&T Park, San Francisco, CA Wed Apr 14 2010, 12:47 PM - 2:54 PM PDT Att: 29,028 - Cloudy - 59 F										
22 Andrew McCutchen, R (1,8) OBP: 0.377, SLG: 0.351	BB		F8			G5-3		F9		3	0	0	0	1	0	1											
85 Lastings Milledge, R (1,7) OBP: 0.270, SLG: 0.336	1B					K2-3		G5-3		4	0	2	0	0	1	0											
46 Garrett Jones, L (1,9) OBP: 0.375, SLG: 0.545	L8					K				2	0	0	0	2	1	2											
41 Ryan Doumit, S (1,2) OBP: 0.265, SLG: 0.344	K					K				4	0	0	0	0	3	6											
2 Bobby Crosby, R (1,3) OBP: 0.417, SLG: 0.600	F8									2	0	0	0	1	1	0											
6 Jeff Clement, L (9,PH) OBP: 0.200, SLG: 0.273						BB				1	0	0	0	0	1	1											
15 Andy LaRoche, R (1,5) OBP: 0.344, SLG: 0.333	L8					G5-4-3		L7		3	0	0	0	0	0	1											
37 Charlie Morton, R (1,1)										2	0	0	0	0	2	0											
58 John Raynor, R (7,PH) OBP: 0.500, SLG: 0.333										1	0	0	0	0	1	0											
43 Jack Taschner, L (7,1)										0	0	0	0	0	0	0											
52 Joel Hanrahan, R (8,1)										0	0	0	0	0	0	0											
5 Ronny Cedeno, R (1,6) OBP: 0.323, SLG: 0.387										3	0	1	0	0	2	0											
Inning Stats	R: 0 H: 1 E: 0 K: 1 S: 9	LOB: 2 BB: 1 P: 16	R: 0 H: 0 E: 0 K: 1 S: 8	LOB: 0 BB: 0 P: 9	R: 0 H: 0 E: 0 K: 1 S: 8	LOB: 0 BB: 0 P: 13	R: 0 H: 0 E: 0 K: 3 S: 12	LOB: 0 BB: 0 P: 16	R: 0 H: 2 E: 0 K: 1 S: 11	LOB: 3 BB: 1 P: 18	R: 0 H: 0 E: 0 K: 2 S: 10	LOB: 0 BB: 0 P: 16	R: 0 H: 0 E: 0 K: 1 S: 8	LOB: 0 BB: 0 P: 13	R: 0 H: 0 E: 0 K: 2 S: 10	LOB: 1 BB: 1 P: 17	1B: 2 2B: 1 3B: 0 HR: 0	SF: 0 SAC: 0 DP: 1 HBP: 0	WP: 0 PB: 0 SB: 0 CS: 0	PA: 33							
PITCHER	IP	WLS	BF	H	R	ER	SO	BB	IBB	HBP	BLK	WP	HR	S	P	ERA	WHIP										
57 Jonathan Sánchez, L (1,1) ERA: 2.19	8.0	W	29	3	0	0	11	3	0	0	0	0	0	70	109	0.00	0.750										
38 Brian Wilson, R (9,1) ERA:	1.0		4	0	0	0	2	1	0	0	0	0	0	10	17	0.00	1.000										

Batter	1	2	3	4	5	6	7	8	9	AB	R	H	RBI	BB	SO	LOB	BOTTOM										
33 Aaron Rowand, R (1,8) OBP: 0.333, SLG: 0.477	G6-3	G6-4-3								4	1	2	2	0	0	1	Pittsburgh Pirates @ San Francisco Giants AT&T Park, San Francisco, CA Wed Apr 14 2010, 12:47 PM - 2:54 PM PDT Att: 29,028 - Cloudy - 59 F										
16 Edgar Renteria, R (1,6) OBP: 0.447, SLG: 0.529	F9		F9			G4-3				4	0	1	0	0	0	0											
48 Pablo Sandoval, S (1,5) OBP: 0.390, SLG: 0.553	G5-3		G1-3			G3-1				4	0	0	0	0	1	2											
17 Aubrey Huff, L (1,3) OBP: 0.385, SLG: 0.455		IHR	F8							4	1	2	1	0	1	0											
7 Mark DeRosa, R (1,7) OBP: 0.333, SLG: 0.333		K				G6-3				4	0	0	0	0	1	1											
20 John Bowler, L (1,9) OBP: 0.308, SLG: 0.417										3	1	1	0	0	1	1											
12 Nate Schierholtz, L (7,9) OBP: 0.280, SLG: 0.429		1B				K				1	0	0	0	0	0	0											
5 Juan Uribe, R (1,4) OBP: 0.405, SLG: 0.438		1B				K				3	1	1	0	0	1	1											
22 Eli Whiteside, R (1,2) OBP: 0.364, SLG: 0.700		1B								3	2	2	3	0	0	0											
57 Jonathan Sánchez, L (1,1) OBP: 0.333, SLG: 0.333										2	0	1	0	0	1	0											
38 Brian Wilson, R (9,1) ERA:										0	0	0	0	0	0	0											
Inning Stats	R: 0 H: 0 E: 0 K: 0 S: 8	H: 5 LOB: 0 BB: 0 P: 20	R: 4 H: 0 E: 0 K: 1 S: 14	H: 0 LOB: 0 BB: 0 P: 12	R: 0 H: 0 E: 0 K: 2 S: 8	H: 0 LOB: 0 BB: 0 P: 11	R: 2 H: 2 E: 0 K: 0 S: 8	H: 2 LOB: 0 BB: 0 P: 13	R: 0 H: 1 E: 0 K: 0 S: 6	LOB: 1 BB: 0 P: 10	R: 0 H: 2 E: 0 K: 2 S: 10	LOB: 2 BB: 0 P: 17	R: 0 H: 0 E: 0 K: 1 S: 8	LOB: 0 BB: 0 P: 11	R: 0 H: 0 E: 0 K: 1 S: 8	LOB: 0 BB: 0 P: 11	1B: 5 2B: 2 3B: 0 HR: 3	SF: 0 SAC: 1 DP: 1 HBP: 0	WP: 0 PB: 0 SB: 0 CS: 0	PA: 33							
PITCHER	IP	WLS	BF	H	R	ER	SO	BB	IBB	HBP	BLK	WP	HR	S	P	ERA	WHIP										
37 Charlie Morton, R (1,1) ERA: 13.5	6.0	L	25	6	0	6	3	0	0	0	0	0	0	10	17	0.00	2.000										
43 Jack Taschner, L (7,1) ERA: 5.4	1.0		5	2	0	0	2	0	0	0	0	0	0	8	11	0.00	0.000										
52 Joel Hanrahan, R (8,1) ERA:	1.0		3	0	0	0	1	0	0	0	0	0	0	8	11	0.00	0.000										



Batter	1	2	3	4	5	6	7	8	9	AB	R	H	RBI	BB	SO	LOB	TOP				
6 Drew Stubbs, R OBP: 0.289, SLG: 0.333										3	1	0	0	2	2	2	<p>Cincinnati Reds @ Pittsburgh Pirates PNC Park, Pittsburgh, PA Fri Apr 16 2010, 8:14 PM - 11:03 PM EDT Att: 14,758 - Cloudy - 60 F</p>				
2 Orlando Cabrera, R OBP: 0.200, SLG: 0.395										4	0	1	1	0	0	3					
4 Brandon Phillips, R OBP: 0.313, SLG: 0.372										4	1	1	0	1	1	1					
31 Jonny Gomes, R OBP: 0.294, SLG: 0.548										4	0	1	0	0	0	4					
43 Miguel Cairo, R OBP: 0.222, SLG: 0.222										3	0	1	0	0	0	1					
19 Joey Votto, L OBP: 0.364, SLG: 0.395										0	0	0	0	1	0	0					
32 Jay Bruce, L OBP: 0.238, SLG: 0.184										3	0	0	1	1	1	2					
29 Ryan Hanigan, R OBP: 0.500, SLG: 0.714										3	0	1	1	1	0	1					
7 Paul Janish, R OBP: 0.444, SLG: 0.857										3	0	0	0	1	0	4					
44 Mike Leake, R OBP: 0.600, SLG: 0.600										3	0	1	0	0	0	2					
53 Arthur Rhodes, L OBP: 0.391, SLG: 0.500										0	0	0	0	0	0	0					
21 Chris Dickerson, L OBP: 0.391, SLG: 0.500										1	1	1	0	0	0	0					
40 Nick Masset, R OBP: 0.391, SLG: 0.500										0	0	0	0	0	0	0					
Inning Stats	R: 0 H: 1 E: 0 K: 1 S: 9	H: 1 LOB: 1 BB: 0 P: 16	R: 0 H: 1 E: 0 K: 0 S: 7	H: 1 LOB: 2 BB: 1 P: 15	R: 0 H: 1 E: 0 K: 0 S: 8	H: 1 LOB: 1 BB: 1 P: 13	R: 0 H: 1 E: 0 K: 1 S: 8	H: 1 LOB: 0 BB: 0 P: 10	R: 0 H: 1 E: 0 K: 0 S: 9	H: 1 LOB: 1 BB: 0 P: 14	R: 0 H: 0 E: 0 K: 0 S: 4	H: 0 LOB: 0 BB: 0 P: 5	R: 2 H: 0 E: 0 K: 0 S: 12	H: 0 LOB: 3 BB: 5 P: 35	R: 1 H: 1 E: 0 K: 2 S: 14	H: 1 LOB: 0 BB: 0 P: 21	1B: 5 2B: 1 3B: 1 HR: 0	SF: 1 SAC: 0 DP: 2 HBP: 0	WP: 0 PB: 0 SB: 2 CS: 0	PA: 39	
PITCHER	IP WLS BF H R ER SO BB IBB HBP BLK WP HR S P ERA WHIP	IP WLS BF H R ER SO BB IBB HBP BLK WP HR S P ERA WHIP	IP WLS BF H R ER SO BB IBB HBP BLK WP HR S P ERA WHIP	IP WLS BF H R ER SO BB IBB HBP BLK WP HR S P ERA WHIP	IP WLS BF H R ER SO BB IBB HBP BLK WP HR S P ERA WHIP	IP WLS BF H R ER SO BB IBB HBP BLK WP HR S P ERA WHIP	IP WLS BF H R ER SO BB IBB HBP BLK WP HR S P ERA WHIP	IP WLS BF H R ER SO BB IBB HBP BLK WP HR S P ERA WHIP	IP WLS BF H R ER SO BB IBB HBP BLK WP HR S P ERA WHIP	IP WLS BF H R ER SO BB IBB HBP BLK WP HR S P ERA WHIP	IP WLS BF H R ER SO BB IBB HBP BLK WP HR S P ERA WHIP	IP WLS BF H R ER SO BB IBB HBP BLK WP HR S P ERA WHIP	IP WLS BF H R ER SO BB IBB HBP BLK WP HR S P ERA WHIP	IP WLS BF H R ER SO BB IBB HBP BLK WP HR S P ERA WHIP	IP WLS BF H R ER SO BB IBB HBP BLK WP HR S P ERA WHIP	IP WLS BF H R ER SO BB IBB HBP BLK WP HR S P ERA WHIP	IP WLS BF H R ER SO BB IBB HBP BLK WP HR S P ERA WHIP	IP WLS BF H R ER SO BB IBB HBP BLK WP HR S P ERA WHIP	IP WLS BF H R ER SO BB IBB HBP BLK WP HR S P ERA WHIP	IP WLS BF H R ER SO BB IBB HBP BLK WP HR S P ERA WHIP	IP WLS BF H R ER SO BB IBB HBP BLK WP HR S P ERA WHIP

Cincinnati Reds @ Pittsburgh Pirates
PNC Park, Pittsburgh, PA
Fri Apr 16 2010, 8:14 PM - 11:03 PM EDT
Att: 14,758 - Cloudy - 60 F

AB 31
R 3
H 7
RBI 3
BB 7
SO 4
LOB 20



Batter	1	2	3	4	5	6	7	8	9	AB	R	H	RBI	BB	SO	LOB	BOTTOM					
3 Akinori Iwamura, L OBP: 0.370, SLG: 0.475										4	1	2	1	1	1	1	<p>Cincinnati Reds @ Pittsburgh Pirates PNC Park, Pittsburgh, PA Fri Apr 16 2010, 8:14 PM - 11:03 PM EDT Att: 14,758 - Cloudy - 60 F</p>					
22 Andrew McCutchen, R OBP: 0.348, SLG: 0.369										4	2	2	0	1	1	4						
85 Lastings Milledge, R OBP: 0.293, SLG: 0.335										4	0	2	1	0	0	1						
46 Garrett Jones, L OBP: 0.341, SLG: 0.500										3	0	0	1	0	0	1						
41 Ryan Doumit, S OBP: 0.263, SLG: 0.333										4	0	1	0	0	1	2						
6 Jeff Clement, L OBP: 0.172, SLG: 0.231										4	0	0	0	0	1	2						
15 Andy LaRoche, R OBP: 0.394, SLG: 0.333										0	0	0	0	1	0	0						
2 Bobby Crosby, R OBP: 0.467, SLG: 0.545										1	1	0	0	2	0	0						
57 Zach Duke, L OBP: 0.289, SLG: 0.333										1	0	0	0	0	0	3						
52 Joel Hanrahan, R OBP: 0.222, SLG: 0.222										4	0	2	0	0	1	1						
44 Mike Leake, R OBP: 0.263, SLG: 0.333										0	0	0	0	0	0	0						
53 Arthur Rhodes, L OBP: 0.263, SLG: 0.333										1	1	0	0	2	0	0						
40 Nick Masset, R OBP: 0.263, SLG: 0.333										0	0	0	0	0	0	0						
Inning Stats	R: 2 H: 3 E: 1 K: 0 S: 10	H: 3 LOB: 1 BB: 0 P: 13	R: 1 H: 2 E: 0 K: 0 S: 11	H: 2 LOB: 2 BB: 1 P: 21	R: 0 H: 1 E: 0 K: 2 S: 12	H: 1 LOB: 3 BB: 1 P: 20	R: 0 H: 1 E: 0 K: 0 S: 8	H: 1 LOB: 1 BB: 1 P: 13	R: 0 H: 0 E: 0 K: 1 S: 6	H: 0 LOB: 0 BB: 0 P: 10	R: 0 H: 0 E: 0 K: 1 S: 7	H: 0 LOB: 0 BB: 2 P: 15	R: 0 H: 0 E: 0 K: 0 S: 5	H: 0 LOB: 0 BB: 0 P: 7	R: 0 H: 0 E: 0 K: 0 S: 7	H: 0 LOB: 0 BB: 0 P: 11	R: 1 H: 2 E: 0 K: 2 S: 15	H: 2 LOB: 1 BB: 0 P: 23	1B: 9 2B: 1 3B: 0 HR: 0	SF: 1 SAC: 3 DP: 2 HBP: 0	WP: 0 PB: 0 SB: 1 CS: 0	PA: 39
PITCHER	IP WLS BF H R ER SO BB IBB HBP BLK WP HR S P ERA WHIP	IP WLS BF H R ER SO BB IBB HBP BLK WP HR S P ERA WHIP	IP WLS BF H R ER SO BB IBB HBP BLK WP HR S P ERA WHIP	IP WLS BF H R ER SO BB IBB HBP BLK WP HR S P ERA WHIP	IP WLS BF H R ER SO BB IBB HBP BLK WP HR S P ERA WHIP	IP WLS BF H R ER SO BB IBB HBP BLK WP HR S P ERA WHIP	IP WLS BF H R ER SO BB IBB HBP BLK WP HR S P ERA WHIP	IP WLS BF H R ER SO BB IBB HBP BLK WP HR S P ERA WHIP	IP WLS BF H R ER SO BB IBB HBP BLK WP HR S P ERA WHIP	IP WLS BF H R ER SO BB IBB HBP BLK WP HR S P ERA WHIP	IP WLS BF H R ER SO BB IBB HBP BLK WP HR S P ERA WHIP	IP WLS BF H R ER SO BB IBB HBP BLK WP HR S P ERA WHIP	IP WLS BF H R ER SO BB IBB HBP BLK WP HR S P ERA WHIP	IP WLS BF H R ER SO BB IBB HBP BLK WP HR S P ERA WHIP	IP WLS BF H R ER SO BB IBB HBP BLK WP HR S P ERA WHIP	IP WLS BF H R ER SO BB IBB HBP BLK WP HR S P ERA WHIP	IP WLS BF H R ER SO BB IBB HBP BLK WP HR S P ERA WHIP	IP WLS BF H R ER SO BB IBB HBP BLK WP HR S P ERA WHIP	IP WLS BF H R ER SO BB IBB HBP BLK WP HR S P ERA WHIP	IP WLS BF H R ER SO BB IBB HBP BLK WP HR S P ERA WHIP	IP WLS BF H R ER SO BB IBB HBP BLK WP HR S P ERA WHIP	

Cincinnati Reds @ Pittsburgh Pirates
PNC Park, Pittsburgh, PA
Fri Apr 16 2010, 8:14 PM - 11:03 PM EDT
Att: 14,758 - Cloudy - 60 F

AB 30
R 4
H 9
RBI 3
BB 5
SO 5
LOB 15



Batter	1	2	3	4	5	6	7	8	9	AB	R	H	RBI	BB	SO	LOB	TOP					
21 Chris Dickerson, L OBP: 0.333, SLG: 0.423										4	0	0	0	0	2	0	Cincinnati Reds @ Pittsburgh Pirates PNC Park, Pittsburgh, PA Sat Apr 17 2010, 7:09 PM - 10:05 PM EDT Att: 25,196 - Cloudy - 43 F					
2 Orlando Cabrera, R OBP: 0.224, SLG: 0.426										4	2	2	0	0	0	0						
19 Joey Votto, L OBP: 0.396, SLG: 0.452										4	2	3	1	0	0	0						
4 Brandon Phillips, R OBP: 0.346, SLG: 0.400										2	0	1	1	2	1	0						
31 Jonny Gomes, R OBP: 0.289, SLG: 0.515										2	0	0	1	1	1	1						
53 Arthur Rhodes, L										0	0	0	0	0	0	0						
48 Francisco Cordero, R										0	0	0	0	0	0	0						
32 Jay Bruce, L OBP: 0.217, SLG: 0.171										3	0	0	1	0	1	2						
55 Ramon Hernandez, R										4	0	0	0	0	1	2						
43 Miguel Cairo, R OBP: 0.154, SLG: 0.154										4	0	0	0	0	0	0						
47 Johnny Cueto, R										2	0	0	0	0	0	0						
52 Daniel Herrera, L										0	0	0	0	0	0	0						
33 Micah Owings, R										1	0	0	0	0	0	0						
66 Logan Ondrusek, R										0	0	0	0	0	0	0						
6 Drew Stubbs, R OBP: 0.285, SLG: 0.333										0	0	0	0	0	0	0						
Inning Stats	R: 1 H: 2 E: 0 K: 1 S: 14	H: 2 BB: 1 P: 28	R: 0 H: 0 E: 0 K: 0 S: 8	H: 0 LOB: 0 BB: 0 P: 12	R: 2 H: 2 E: 0 K: 0 S: 13	H: 2 LOB: 2 BB: 2 P: 26	R: 0 H: 0 E: 0 K: 0 S: 5	H: 0 LOB: 0 BB: 0 P: 9	R: 1 H: 2 E: 0 K: 1 S: 6	H: 2 LOB: 0 BB: 0 P: 13	R: 0 H: 0 E: 0 K: 2 S: 10	H: 0 LOB: 0 BB: 0 P: 16	R: 0 H: 0 E: 0 K: 1 S: 7	H: 0 LOB: 0 BB: 0 P: 9	R: 0 H: 0 E: 0 K: 1 S: 9	H: 0 LOB: 0 BB: 0 P: 13	R: 0 H: 0 E: 0 K: 0 S: 4	H: 0 LOB: 0 BB: 0 P: 4	1B: 3 2B: 3 3B: 0 HR: 0	SF: 2 SAC: 0 DP: 0 HBP: 0	WP: 0 PB: 0 SB: 1 CS: 1	PA: 35
PITCHER	IP WLS BF H R ER SO BB IBB HBP BLK WP HR S P ERA WHIP																					
34 Daniel McCutchen, R ERA: 14.73	4.0 19 4 3 3 1 3 0 0 0 0 0 0 40 75 6.75 1.750																					
77 D.J. Carrasco, R ERA: 5.4	2.0 7 2 1 1 3 0 0 0 0 0 0 0 16 29 4.50 1.000																					
47 Evan Meek, R ERA: 1.13	2.0 6 0 0 0 2 0 0 0 0 0 0 0 16 22 0.00 0.000																					
43 Jack Taschner, L ERA: 4.5	1.0 W 3 0 0 0 0 0 0 0 0 0 0 0 4 4 0.00 0.000																					

Batter	1	2	3	4	5	6	7	8	9	AB	R	H	RBI	BB	SO	LOB	BOTTOM					
3 Akinori Iwamura, L OBP: 0.353, SLG: 0.432										4	0	0	0	1	2	1	Cincinnati Reds @ Pittsburgh Pirates PNC Park, Pittsburgh, PA Sat Apr 17 2010, 7:09 PM - 10:05 PM EDT Att: 25,196 - Cloudy - 43 F					
22 Andrew McCutchen, R OBP: 0.353, SLG: 0.366										4	1	1	0	1	0	3						
85 Lastings Milledge, R OBP: 0.304, SLG: 0.341										4	1	1	2	1	0	0						
46 Garrett Jones, L OBP: 0.347, SLG: 0.475										4	0	1	1	1	2	1						
41 Ryan Doumit, S OBP: 0.310, SLG: 0.324										1	0	0	0	3	1	1						
24 Delwyn Young, S OBP: 0.412, SLG: 0.667										4	0	1	1	0	0	2						
6 Jeff Clement, L OBP: 0.182, SLG: 0.207										3	0	0	0	1	1	0						
34 Daniel McCutchen, R ERA: 5.08										2	0	1	0	0	0	3						
58 John Raynor, R OBP: 0.333, SLG: 0.326										1	0	0	0	0	0	0						
47 Evan Meek, R										1	1	1	0	0	0	0						
5 Ronny Cedeno, R OBP: 0.359, SLG: 0.474										3	2	1	1	1	0	1						
Inning Stats	R: 2 H: 3 E: 0 K: 0 S: 16	H: 3 LOB: 3 BB: 2 P: 33	R: 1 H: 1 E: 0 K: 0 S: 9	H: 1 LOB: 0 BB: 0 P: 16	R: 0 H: 0 E: 0 K: 1 S: 9	H: 1 LOB: 1 BB: 1 P: 15	R: 0 H: 0 E: 0 K: 2 S: 10	H: 0 LOB: 0 BB: 0 P: 16	R: 0 H: 0 E: 0 K: 1 S: 7	H: 0 LOB: 0 BB: 1 P: 23	R: 0 H: 0 E: 0 K: 0 S: 7	H: 0 LOB: 0 BB: 0 P: 12	R: 0 H: 0 E: 0 K: 1 S: 7	H: 0 LOB: 0 BB: 1 P: 15	R: 0 H: 0 E: 0 K: 1 S: 12	H: 0 LOB: 1 BB: 1 P: 23	R: 2 H: 2 E: 0 K: 0 S: 17	H: 2 LOB: 3 BB: 3 P: 36	1B: 4 2B: 2 3B: 0 HR: 1	SF: 0 SAC: 0 DP: 1 HBP: 0	WP: 0 PB: 0 SB: 0 CS: 1	PA: 41
PITCHER	IP WLS BF H R ER SO BB IBB HBP BLK WP HR S P ERA WHIP																					
47 Johnny Cueto, R	5.0 23 5 3 3 4 3 1 0 0 0 0 0 0 7 12 0.00 0.000																					
52 Daniel Herrera, L ERA: 3.0	1.0 H 3 0 0 0 0 0 0 0 0 0 0 0 7 12 0.00 0.000																					
66 Logan Ondrusek, R ERA: 0.95	1.1 H 4 0 0 0 1 1 0 0 0 0 0 0 11 21 0.00 0.750																					
53 Arthur Rhodes, L ERA: 1.93	0.2 H 3 0 0 0 1 1 0 0 0 0 0 0 8 17 0.00 1.500																					
48 Francisco Cordero, R ERA: 4.05	0.2 L 7 2 2 2 0 3 0 0 0 0 0 0 0 17 36 27.00 7.500																					

AB	30
R	4
H	6
RBI	4
BB	3
SO	6
LOB	5



AB	31
R	5
H	7
RBI	5
BB	9
SO	6
LOB	12



Batter	1	2	3	4	5	6	7	8	9	AB	R	H	RBI	BB	SO	LOB	TOP					
6 Drew Stubbs, R OBP: 0.286, SLG: 0.306	L7		G5-3		K			G4-3 BB		3	0	0	0	1	1	0	Cincinnati Reds @ Pittsburgh Pirates PNC Park, Pittsburgh, PA Sun Apr 18 2010, 1:39 PM - 4:07 PM EDT Att: 13,860 - Cloudy - 44 F					
2 Orlando Cabrera, R OBP: 0.245, SLG: 0.420	BB				L7 1B			G4-3		3	0	1	0	1	0	1						
19 Joey Votto, L OBP: 0.365, SLG: 0.413	K				F7			F7		4	0	0	0	0	1	3						
4 Brandon Phillips, R OBP: 0.321, SLG: 0.367	K				F8			F7		4	0	0	0	0	1	3						
31 Jonny Gomes, R OBP: 0.286, SLG: 0.486		G6-3			E6					4	1	1	0	0	1	1						
29 Ryan Hanigan, R OBP: 0.400, SLG: 0.556	L1				L8					4	0	0	0	0	1	3						
32 Jay Bruce, L OBP: 0.240, SLG: 0.333		G3-1								4	2	2	2	0	0	1						
7 Paul Janish, R OBP: 0.417, SLG: 0.800										4	2	2	2	0	0	1						
21 Chris Dickerson, L OBP: 0.321, SLG: 0.407			L3		P6					3	0	1	1	0	0	0						
61 Bronson Arroyo, R OBP: 0.125, SLG: 0.125										1	0	0	0	0	1	0						
33 Micah Owings, R (7, PH)										0	0	0	0	0	1	1						
57 Mike Lincoln, R (7, 1)										0	0	0	0	0	0	0						
Inning Stats	R: 0 E: 0 K: 2 S: 10	H: 0 LOB: 1 BB: 1 P: 18	R: 0 E: 0 K: 0 S: 7	H: 0 LOB: 0 BB: 0 P: 12	R: 0 E: 0 K: 1 S: 11	H: 0 LOB: 0 BB: 0 P: 17	R: 0 E: 1 K: 0 S: 10	H: 1 LOB: 2 BB: 0 P: 14	R: 1 E: 0 K: 2 S: 9	H: 1 LOB: 0 BB: 0 P: 12	R: 0 E: 0 K: 0 S: 6	H: 0 LOB: 0 BB: 0 P: 11	R: 1 E: 0 K: 1 S: 12	H: 2 LOB: 1 BB: 0 P: 21	R: 0 E: 0 K: 0 S: 7	H: 0 LOB: 1 BB: 1 P: 14	R: 1 E: 0 K: 3 S: 13	H: 1 LOB: 0 BB: 0 P: 15	1B: 2 2B: 1 3B: 0 HR: 2	SF: 0 SAC: 0 DP: 0 HBP: 0	WP: 0 PB: 0 SB: 0 CS: 0	PA: 35
PITCHER	IP WLS BF H R ER SO BB IBB HBP BLK WP HR S P ERA WHIP	IP WLS BF H R ER SO BB IBB HBP BLK WP HR S P ERA WHIP	IP WLS BF H R ER SO BB IBB HBP BLK WP HR S P ERA WHIP	IP WLS BF H R ER SO BB IBB HBP BLK WP HR S P ERA WHIP	IP WLS BF H R ER SO BB IBB HBP BLK WP HR S P ERA WHIP	IP WLS BF H R ER SO BB IBB HBP BLK WP HR S P ERA WHIP	IP WLS BF H R ER SO BB IBB HBP BLK WP HR S P ERA WHIP	IP WLS BF H R ER SO BB IBB HBP BLK WP HR S P ERA WHIP	IP WLS BF H R ER SO BB IBB HBP BLK WP HR S P ERA WHIP	IP WLS BF H R ER SO BB IBB HBP BLK WP HR S P ERA WHIP	IP WLS BF H R ER SO BB IBB HBP BLK WP HR S P ERA WHIP	IP WLS BF H R ER SO BB IBB HBP BLK WP HR S P ERA WHIP	IP WLS BF H R ER SO BB IBB HBP BLK WP HR S P ERA WHIP	IP WLS BF H R ER SO BB IBB HBP BLK WP HR S P ERA WHIP	IP WLS BF H R ER SO BB IBB HBP BLK WP HR S P ERA WHIP	IP WLS BF H R ER SO BB IBB HBP BLK WP HR S P ERA WHIP	IP WLS BF H R ER SO BB IBB HBP BLK WP HR S P ERA WHIP	IP WLS BF H R ER SO BB IBB HBP BLK WP HR S P ERA WHIP				

AB	33
R	3
H	5
RBI	3
BB	2
SO	9
LOB	13



Batter	1	2	3	4	5	6	7	8	9	AB	R	H	RBI	BB	SO	LOB	BOTTOM			
24 Delwyn Young, S OBP: 0.381, SLG: 0.579	G6-3				K					4	1	1	0	0	1	0	Cincinnati Reds @ Pittsburgh Pirates PNC Park, Pittsburgh, PA Sun Apr 18 2010, 1:39 PM - 4:07 PM EDT Att: 13,860 - Cloudy - 44 F			
22 Andrew McCutchen, R OBP: 0.345, SLG: 0.533	F8				F9					3	0	0	0	1	1	1				
85 Lastings Milledge, R OBP: 0.360, SLG: 0.333	P3				F9					4	1	1	0	0	0	1				
46 Garrett Jones, L OBP: 0.340, SLG: 0.442		F7								3	1	0	0	1	1	1				
19 Ryan Church, L OBP: 0.500, SLG: 0.688		F7								4	1	1	1	0	1	0				
2 Bobby Crosby, R OBP: 0.474, SLG: 0.462										2	1	0	1	1	1	0				
35 Jason Jaramillo, S OBP: 0.375, SLG: 0.500										3	0	2	3	0	0	0				
28 Paul Maholm, L (1, 1)										3	0	0	0	0	2	3				
52 Joel Hanrahan, R (7, 1)										0	0	0	0	0	0	0				
53 Brendan Donnelly, R (8, 1)										0	0	0	0	0	0	0				
29 Octavio Dotel, R (9, 1)										0	0	0	0	0	0	0				
5 Ronny Cedeno, R OBP: 0.333, SLG: 0.439										3	0	0	0	0	1	3				
Inning Stats	R: 0 E: 0 K: 0 S: 7	H: 0 LOB: 0 BB: 0 P: 11	R: 0 E: 0 K: 1 S: 9	H: 0 LOB: 0 BB: 0 P: 13	R: 0 E: 0 K: 1 S: 8	H: 0 LOB: 0 BB: 0 P: 10	R: 5 E: 0 K: 1 S: 19	H: 4 LOB: 1 BB: 1 P: 31	R: 0 E: 0 K: 2 S: 11	H: 0 LOB: 0 BB: 1 P: 19	R: 0 E: 0 K: 2 S: 13	H: 1 LOB: 2 BB: 1 P: 23	R: 0 E: 0 K: 1 S: 6	H: 0 LOB: 0 BB: 0 P: 8	R: 0 E: 0 K: 0 S: 9	H: 0 LOB: 0 BB: 0 P: 13	1B: 4 2B: 1 3B: 0 HR: 0	SF: 0 SAC: 0 DP: 0 HBP: 1	WP: 0 PB: 0 SB: 1 CS: 0	PA: 33
PITCHER	IP WLS BF H R ER SO BB IBB HBP BLK WP HR S P ERA WHIP	IP WLS BF H R ER SO BB IBB HBP BLK WP HR S P ERA WHIP	IP WLS BF H R ER SO BB IBB HBP BLK WP HR S P ERA WHIP	IP WLS BF H R ER SO BB IBB HBP BLK WP HR S P ERA WHIP	IP WLS BF H R ER SO BB IBB HBP BLK WP HR S P ERA WHIP	IP WLS BF H R ER SO BB IBB HBP BLK WP HR S P ERA WHIP	IP WLS BF H R ER SO BB IBB HBP BLK WP HR S P ERA WHIP	IP WLS BF H R ER SO BB IBB HBP BLK WP HR S P ERA WHIP	IP WLS BF H R ER SO BB IBB HBP BLK WP HR S P ERA WHIP	IP WLS BF H R ER SO BB IBB HBP BLK WP HR S P ERA WHIP	IP WLS BF H R ER SO BB IBB HBP BLK WP HR S P ERA WHIP	IP WLS BF H R ER SO BB IBB HBP BLK WP HR S P ERA WHIP	IP WLS BF H R ER SO BB IBB HBP BLK WP HR S P ERA WHIP	IP WLS BF H R ER SO BB IBB HBP BLK WP HR S P ERA WHIP	IP WLS BF H R ER SO BB IBB HBP BLK WP HR S P ERA WHIP	IP WLS BF H R ER SO BB IBB HBP BLK WP HR S P ERA WHIP	IP WLS BF H R ER SO BB IBB HBP BLK WP HR S P ERA WHIP	IP WLS BF H R ER SO BB IBB HBP BLK WP HR S P ERA WHIP		

AB	29
R	5
H	5
RBI	5
BB	3
SO	8
LOB	9



Batter	1	2	3	4	5	6	7	8	9	AB	R	H	RBI	BB	SO	LOB	TOP								
23 Rickie Weeks Jr. R OBP: 0.479, SLG: 0.596	G6-3		G5-3			HR		G6-3		4	1	1	2	0	0	0	Milwaukee Brewers @ Pittsburgh Pirates PNC Park, Pittsburgh, PA Wed Apr 21 2010, 7:06 PM - 10:17 PM EDT Att: 12,192 - Partly Cloudy - 66 F								
27 Carlos Gómez, R OBP: 0.263, SLG: 0.432	G1-3			E4 8 1B 28 G4-3		G2-3		G6-3		4	2	1	0	1	0	1									
8 Ryan Braun, R OBP: 0.453, SLG: 0.661	HR							G6-3		4	1	3	1	1	0	1									
28 Prince Fielder, L OBP: 0.359, SLG: 0.283	K			G4-3				G4-3		4	0	1	1	1	1	2									
14 Casey McGehee, R OBP: 0.435, SLG: 0.717	G6-3			G6-3		G2-3		K		5	1	1	1	0	1	5									
1 Cory Hart, R OBP: 0.341, SLG: 0.472	G3							K		3	0	1	1	2	1	0									
9 Gregg Zaun, S OBP: 0.167, SLG: 0.156	K			F8		G3		K		5	0	1	0	0	2	6									
21 Alcides Escobar, R OBP: 0.354, SLG: 0.500			G4-3			HR		F9		5	2	2	0	0	0	2									
49 Yovani Gallardo, R 22 Jody Gerut, L 12 Carlos Villanueva, R 60 Todd Coffey, R 2 Joe Inglett, L 32 LaTroy Hawkins, R	K		K			P4		K		2	0	0	0	0	1	1									
Inning Stats	R: 1 H: 1 E: 0 K: 1 S: 12	H: 1 LOB: 0 BB: 0 P: 18	R: 0 H: 0 E: 0 K: 1 S: 9	H: 0 LOB: 0 BB: 0 P: 14	R: 0 H: 0 E: 0 K: 1 S: 6	H: 0 LOB: 0 BB: 0 P: 11	R: 1 H: 1 E: 1 K: 0 S: 9	H: 1 LOB: 2 BB: 1 P: 17	R: 3 H: 3 E: 0 K: 0 S: 10	H: 3 LOB: 3 BB: 3 P: 26	R: 2 H: 4 E: 0 K: 1 S: 23	H: 4 LOB: 2 BB: 0 P: 34	R: 0 H: 1 E: 0 K: 2 S: 9	H: 1 LOB: 1 BB: 0 P: 13	R: 0 H: 0 E: 0 K: 0 S: 9	H: 0 LOB: 1 BB: 1 P: 19		R: 1 H: 2 E: 0 K: 1 S: 7	H: 2 LOB: 1 BB: 0 P: 13	1B: 4 2B: 3 3B: 2 HR: 3	SF: 0 SAC: 0 DP: 1 HBP: 1	WP: 1 PB: 0 SB: 2 CS: 0	PA: 45		
PITCHER	IP	WLS	BF	H	R	ER	SO	BB	IBB	HBP	BLK	WP	HR	S	P	ERA	WHIP								
57 Zach Duke, L ERA: 4.13	5.0	L	28	7	7	6	3	4	0	1	0	0	3	51	95	10.80	2.200								
47 Evan Meek, R ERA: 0.9	2.0		8	3	0	0	3	0	0	0	0	0	0	27	38	0.00	1.500								
43 Jack Taschner, L ERA: 4.0	2.0		9	2	1	1	1	1	0	0	0	1	0	16	32	4.50	1.500								


Batter	1	2	3	4	5	6	7	8	9	AB	R	H	RBI	BB	SO	LOB	BOTTOM								
3 Akinori Iwamura, L OBP: 0.322, SLG: 0.373	K		K		F7		F7			4	0	0	0	0	2	2	Milwaukee Brewers @ Pittsburgh Pirates PNC Park, Pittsburgh, PA Wed Apr 21 2010, 7:06 PM - 10:17 PM EDT Att: 12,192 - Partly Cloudy - 66 F								
22 Andrew McCutchen, R OBP: 0.365, SLG: 0.582	BB		G6-3		K		K			3	0	0	0	1	2	2									
85 Lastings Milledge, R OBP: 0.276, SLG: 0.321	K				K		K			4	0	0	0	0	3	1									
46 Garrett Jones, L OBP: 0.361, SLG: 0.417	BB				BB		BB			2	0	1	0	2	0	0									
41 Ryan Doumit, S OBP: 0.340, SLG: 0.310	K				BB		BB			2	0	1	0	1	1	2									
6 Jeff Clement, L OBP: 0.195, SLG: 0.216					K		K			4	0	1	0	0	2	5									
24 Delwyn Young, S OBP: 0.310, SLG: 0.423	G6-3				K		FC6			4	0	0	0	0	1	5									
57 Zach Duke, L OBP: 0.167, SLG: 0.333	K						G6-3			2	0	1	0	0	1	0									
47 Evan Meek, R ERA: 0.9	K						G3			0	0	0	0	0	0	0									
58 John Raynor, R OBP: 0.375, SLG: 0.286	K						G3			1	0	0	0	0	0	0									
43 Jack Taschner, L ERA: 4.0	K						G3			0	0	0	0	0	0	0									
73 Argenis Diaz, R ERA: 9.5	K						G3			1	0	0	0	0	0	0									
5 Ronny Cedeno, R OBP: 0.306, SLG: 0.383	K				FC6		BB			3	0	0	0	1	1	1									
Inning Stats	R: 0 H: 0 E: 0 K: 3 S: 15	H: 1 LOB: 2 BB: 2 P: 26	R: 0 H: 1 E: 0 K: 1 S: 8	H: 0 LOB: 0 BB: 0 P: 16	R: 0 H: 0 E: 0 K: 2 S: 9	H: 0 LOB: 0 BB: 0 P: 13	R: 0 H: 1 E: 0 K: 3 S: 15	H: 1 LOB: 2 BB: 1 P: 27	R: 0 H: 1 E: 0 K: 1 S: 14	H: 1 LOB: 1 BB: 0 P: 21	R: 0 H: 1 E: 0 K: 2 S: 13	H: 1 LOB: 2 BB: 1 P: 23	R: 0 H: 0 E: 0 K: 1 S: 11	H: 0 LOB: 1 BB: 1 P: 19	R: 0 H: 0 E: 0 K: 0 S: 6	H: 0 LOB: 1 BB: 0 P: 10	R: 0 H: 0 E: 0 K: 0 S: 7	H: 0 LOB: 0 BB: 0 P: 11	1B: 3 2B: 1 3B: 0 HR: 0	SF: 0 SAC: 0 DP: 1 HBP: 1	WP: 0 PB: 0 SB: 3 CS: 0	PA: 36			
PITCHER	IP	WLS	BF	H	R	ER	SO	BB	IBB	HBP	BLK	WP	HR	S	P	ERA	WHIP								
49 Yovani Gallardo, R ERA: 4.3	5.0	W	20	3	0	0	10	3	0	0	0	0	0	61	103	0.00	1.200								
12 Carlos Villanueva, R ERA: 2.57	2.0		9	1	0	0	3	2	0	0	0	0	0	24	42	0.00	1.500								
60 Todd Coffey, R ERA: 2.57	1.0		4	0	0	0	0	0	0	1	0	0	0	6	10	0.00	0.000								
32 LaTroy Hawkins, R ERA: 9.5	1.0		3	0	0	0	0	0	0	0	0	0	0	7	11	0.00	0.000								



Batter	1	2	3	4	5	6	7	8	9	AB	R	H	RBI	BB	SO	LOB	TOP										
3 Akinori Iwamura, L (1.4) OBP: 0.299, SLG: 0.339	G4-3		K			G6-3		F7		4	0	0	0	0	1	0											
22 Andrew McCutchen, R (1.8) OBP: 0.338, SLG: 0.349	G1-3			P4		P4		L6		4	0	0	0	0	0	0											
19 Ryan Church, L (1.7) OBP: 0.385, SLG: 0.500	P5			P5			E1 46 HR	G4-3		4	1	0	0	0	0	0											
46 Garrett Jones, L (1.9) OBP: 0.391, SLG: 0.481		F8 6 41 G4-3 1B		K			HR	F8		4	1	2	2	0	1	0											
41 Ryan Doumit, S (1.2) OBP: 0.333, SLG: 0.306	G4-3				1B	G4-3		K		4	0	1	0	0	1	1											
6 Jeff Clement, L (1.3) OBP: 0.200, SLG: 0.293	F8				L9		HR	P3		4	1	1	1	0	0	2											
24 Delwyn Young, S (1.5) OBP: 0.278, SLG: 0.394	F8				F7		K			3	0	0	0	0	1	2											
28 Paul Maholm, L (1.1)			G4-3							2	0	0	0	1	1	1											
47 Evan Meek, R (8.1)				K						0	0	0	0	0	0	0											
5 Ronny Cedeno, R (1.6) OBP: 0.286, SLG: 0.370			G5-3			F8		F8		3	0	0	0	0	0	1											
Inning Stats	R: 0 E: 0 K: 0 S: 6	H: 0 LOB: 0 BB: 0 P: 9	R: 0 E: 0 K: 0 S: 11	H: 1 LOB: 1 BB: 0 P: 17	R: 0 E: 0 K: 1 S: 8	H: 0 LOB: 0 BB: 0 P: 10	R: 0 E: 0 K: 1 S: 6	H: 0 LOB: 0 BB: 0 P: 9	R: 0 E: 0 K: 1 S: 10	H: 1 LOB: 1 BB: 0 P: 12	R: 0 E: 0 K: 0 S: 8	H: 0 LOB: 0 BB: 0 P: 11	R: 3 E: 1 K: 1 S: 13	H: 2 LOB: 1 BB: 1 P: 23	R: 0 E: 0 K: 0 S: 5	H: 0 LOB: 0 BB: 0 P: 6	R: 0 E: 0 K: 1 S: 9	H: 0 LOB: 0 BB: 0 P: 12	1B: 2 2B: 0 3B: 0 HR: 2	SF: 0 SAC: 0 DP: 0 HBP: 0	WP: 0 PB: 0 SB: 0 CS: 0	PA: 33					
PITCHER	IP	WLS	BF	H	R	ER	SO	BB	IBB	HBP	BLK	WP	HR	S	P	ERA	WHIP										
44 Roy Oswalt, R (1.1) ERA: 2.42	7.0	W	27	4	3	2	4	1	0	0	0	0	2	62	91	2.57	0.714										
37 Brandon Lyon, R (8.1) ERA: 8.48	1.0	H	3	0	0	0	0	0	0	0	0	0	0	5	6	0.00	0.000										
22 Matt Lindstrom, R (9.1) ERA: 3.38	1.0	S	3	0	0	0	1	0	0	0	0	0	0	9	12	0.00	0.000										

Pittsburgh Pirates @ Houston Astros
Minute Maid Park, Houston, TX
Fri Apr 23 2010, 7:07 PM - 9:12 PM CDT
Att: 30,018 - Partly Cloudy - 79 F


AB 32
R 3
H 4
RBI 3
BB 1
SO 5
LOB 7



Batter	1	2	3	4	5	6	7	8	9	AB	R	H	RBI	BB	SO	LOB	BOTTOM										
21 Michael Bourn, L (1.8) OBP: 0.407, SLG: 0.404	G6-4-3 BB		G3			E5 45 2B 1B	K			3	1	1	0	1	1	1											
8 Jeff Keppinger, R (1.4) OBP: 0.392, SLG: 0.422	G6-4-3		G3			E5 45 2B		F9		4	1	1	1	0	0	2											
17 Lance Berkman, S (1.3) OBP: 0.313, SLG: 0.333	G6-4-3		G3			K		G5-3		3	0	1	0	1	1	2											
45 Carlos Lee, R (1.7) OBP: 0.169, SLG: 0.175	G5-3					K		K		4	1	1	2	0	1	1											
22 Matt Lindstrom, R (9.1)	G5-3							K		0	0	0	0	0	0	0											
9 Hunter Pence, R (1.9) OBP: 0.183, SLG: 0.237		G3-1		G4-3		G4-3		G4-3		3	0	0	0	0	0	1											
77 Pedro Feliz, R (1.5) OBP: 0.237, SLG: 0.304		G1-3		G5-3						3	0	1	1	0	0	0											
46 J.R. Towles, R (1.2) OBP: 0.200, SLG: 0.333		F7				G5-3		P3		3	0	0	0	0	0	1											
12 Tommy Manzella, R (1.6) OBP: 0.238, SLG: 0.200			L4					G4-3		3	0	0	0	0	0	0											
44 Roy Oswalt, R (1.1) OBP: 0.333, SLG: 0.200										2	1	1	0	0	0	0											
4 Jason Michaels, R (7. PH) OBP: 0.287, SLG: 0.733										1	0	0	0	0	1	0											
37 Brandon Lyon, R (8.1)										0	0	0	0	0	0	0											
18 Cory Sullivan, L (9.7) OBP: 0.067, SLG: 0.200										0	0	0	0	0	0	0											
Inning Stats	R: 0 E: 0 K: 0 S: 8	H: 0 LOB: 1 BB: 2 P: 18	R: 0 E: 0 K: 0 S: 6	H: 0 LOB: 0 BB: 0 P: 8	R: 1 E: 0 K: 0 S: 8	H: 3 LOB: 2 BB: 0 P: 15	R: 0 E: 0 K: 0 S: 6	H: 0 LOB: 0 BB: 0 P: 10	R: 0 E: 0 K: 0 S: 5	H: 0 LOB: 0 BB: 0 P: 9	R: 3 E: 1 K: 1 S: 16	H: 3 LOB: 1 BB: 0 P: 25	R: 0 E: 0 K: 2 S: 8	H: 0 LOB: 0 BB: 0 P: 13	R: 0 E: 0 K: 1 S: 7	H: 0 LOB: 0 BB: 0 P: 12	1B: 3 2B: 3 3B: 0 HR: 0	SF: 0 SAC: 0 DP: 1 HBP: 0	WP: 0 PB: 0 SB: 0 CS: 0	PA: 31							
PITCHER	IP	WLS	BF	H	R	ER	SO	BB	IBB	HBP	BLK	WP	HR	S	P	ERA	WHIP										
28 Paul Maholm, L (1.1) ERA: 4.01	7.0	L	28	6	4	2	3	2	0	0	0	0	0	57	98	2.57	1.143										
47 Evan Meek, R (8.1) ERA: 0.82	1.0		3	0	0	0	1	0	0	0	0	0	0	7	12	0.00	0.000										

Pittsburgh Pirates @ Houston Astros
Minute Maid Park, Houston, TX
Fri Apr 23 2010, 7:07 PM - 9:12 PM CDT
Att: 30,018 - Partly Cloudy - 79 F

AB 29
R 4
H 6
RBI 4
BB 2
SO 4
LOB 8



Batter	1	2	3	4	5	6	7	8	9	AB	R	H	RBI	BB	SO	LOB	TOP			
3 Akinori Iwamura, L OBP: 0.289, SLG: 0.313		G1-3				G4-3			G6-3	5	0	1	0	0	1	5	Pittsburgh Pirates @ Houston Astros Minute Maid Park, Houston, TX Sun Apr 25 2010, 1:06 PM - 4:17 PM CDT Att: 27,210 - Sunny - 74 F			
22 Andrew McCutchen, R OBP: 0.350, SLG: 0.361		F8-3							G6-3	5	0	3	0	0	0	1				
85 Lastings Milledge, R OBP: 0.297, SLG: 0.264		G4-3							G4-6-3	5	0	0	0	0	2	3				
46 Garrett Jones, L OBP: 0.364, SLG: 0.435										4	1	1	0	0	0	1				
48 Javier López, L (7, 1)										0	0	0	0	0	0	0				
41 Ryan Doumit, S OBP: 0.371, SLG: 0.340										3	1	2	0	1	0	0				
6 Jeff Clement, L OBP: 0.220, SLG: 0.326										4	1	2	0	0	2	3				
15 Andy LaRoche, R OBP: 0.439, SLG: 0.429										4	0	4	2	0	0	0				
37 Charlie Morton, R OBP: 0.196, SLG: 0.192										1	0	0	0	0	1	2				
24 Delwyn Young, S OBP: 0.307, SLG: 0.302										1	0	0	0	0	0	0				
50 Brian Bass, R (4, 1)										0	0	0	0	0	0	0				
19 Ryan Church, L OBP: 0.273, SLG: 0.262										1	0	0	0	0	0	0				
71 Brian Burres, L (6, 1)										0	0	0	0	0	0	0				
58 John Raynor, R OBP: 0.273, SLG: 0.262										1	0	0	0	0	0	1				
2 Bobby Crosby, R OBP: 0.407, SLG: 0.381										4	0	1	1	0	1	5				
Inning Stats	R: 0 E: 0 K: 0 S: 7	H: 1 LOB: 0 BB: 0 P: 9	R: 1 E: 0 K: 2 S: 14	H: 4 LOB: 3 BB: 0 P: 23	R: 0 E: 0 K: 1 S: 6	H: 1 LOB: 0 BB: 0 P: 8	R: 0 E: 0 K: 2 S: 12	H: 1 LOB: 1 BB: 0 P: 23	R: 0 E: 0 K: 1 S: 9	H: 3 LOB: 2 BB: 0 P: 16	R: 0 E: 0 K: 0 S: 8	H: 1 LOB: 0 BB: 0 P: 13	R: 1 E: 0 K: 1 S: 13	H: 2 LOB: 1 BB: 0 P: 21	R: 0 E: 0 K: 1 S: 7	H: 0 LOB: 0 BB: 0 P: 11	1B: 13 2B: 2 3B: 0 HR: 0	SF: 0 SAC: 0 DP: 2 HBP: 0	WP: 0 PB: 0 SB: 1 CS: 1	PA: 39
PITCHER	IP WLS BF H R ER SO BB IBB HBP BLK WP HR S P ERA WHIP	IP WLS BF H R ER SO BB IBB HBP BLK WP HR S P ERA WHIP	IP WLS BF H R ER SO BB IBB HBP BLK WP HR S P ERA WHIP	IP WLS BF H R ER SO BB IBB HBP BLK WP HR S P ERA WHIP	IP WLS BF H R ER SO BB IBB HBP BLK WP HR S P ERA WHIP	IP WLS BF H R ER SO BB IBB HBP BLK WP HR S P ERA WHIP	IP WLS BF H R ER SO BB IBB HBP BLK WP HR S P ERA WHIP	IP WLS BF H R ER SO BB IBB HBP BLK WP HR S P ERA WHIP	IP WLS BF H R ER SO BB IBB HBP BLK WP HR S P ERA WHIP	IP WLS BF H R ER SO BB IBB HBP BLK WP HR S P ERA WHIP	IP WLS BF H R ER SO BB IBB HBP BLK WP HR S P ERA WHIP	IP WLS BF H R ER SO BB IBB HBP BLK WP HR S P ERA WHIP	IP WLS BF H R ER SO BB IBB HBP BLK WP HR S P ERA WHIP	IP WLS BF H R ER SO BB IBB HBP BLK WP HR S P ERA WHIP	IP WLS BF H R ER SO BB IBB HBP BLK WP HR S P ERA WHIP	IP WLS BF H R ER SO BB IBB HBP BLK WP HR S P ERA WHIP	IP WLS BF H R ER SO BB IBB HBP BLK WP HR S P ERA WHIP			
39 Brett Myers, R ERA: 3.81	6.0	W	28	11	2	2	6	1	0	0	0	0	0	0	0	0	3.00	2.000		
43 Chris Sampson, R ERA: 1.04	1.0		3	1	0	0	0	0	0	0	0	0	0	0	0	8	13	0.00	1.000	
48 Tim Byrdak, L ERA: 3.68	1.0		5	2	1	1	1	0	0	0	0	0	0	0	13	21	9.00	2.000		
47 Jeff Fulchino, R ERA: 7.5	1.0		3	0	0	0	1	0	0	0	0	0	0	0	7	11	0.00	0.000		

AB	38
R	3
H	14
RBI	3
BB	1
SO	8
LOB	26



Batter	1	2	3	4	5	6	7	8	9	AB	R	H	RBI	BB	SO	LOB	BOTTOM			
21 Michael Bourn, L OBP: 0.435, SLG: 0.397		G4-3								2	2	1	0	3	0	0	Pittsburgh Pirates @ Houston Astros Minute Maid Park, Houston, TX Sun Apr 25 2010, 1:06 PM - 4:17 PM CDT Att: 27,210 - Sunny - 74 F			
8 Jeff Keppinger, R OBP: 0.283, SLG: 0.404		G5-3								3	1	0	1	2	0	2				
45 Carlos Lee, R OBP: 0.186, SLG: 0.221		F9								5	2	2	2	0	0	4				
27 Geoff Blum, S OBP: 0.314, SLG: 0.412										0	0	0	0	0	0	0				
17 Lance Berkman, S OBP: 0.320, SLG: 0.435										4	1	1	1	1	2	1				
47 Jeff Fulchino, R (9, 1)										0	0	0	0	0	0	0				
9 Hunter Pence, R OBP: 0.232, SLG: 0.284										4	2	2	1	1	0	2				
77 Pedro Feliz, R OBP: 0.265, SLG: 0.385										5	1	2	2	0	1	3				
46 J.R. Towles, R OBP: 0.265, SLG: 0.375										2	1	1	1	1	1	0				
12 Tommy Manzella, R OBP: 0.260, SLG: 0.250										4	0	1	1	0	1	3				
39 Brett Myers, R OBP: 0.125, SLG: 0.125										3	0	0	0	0	1	1				
43 Chris Sampson, R (7, 1)										0	0	0	0	0	0	0				
4 Jason Michaels, R OBP: 0.250, SLG: 0.688										1	0	0	0	0	1	2				
48 Tim Byrdak, L (8, 1)										0	0	0	0	0	0	0				
18 Cory Sullivan, L OBP: 0.158, SLG: 0.222										0	0	0	0	0	0	0				
Inning Stats	R: 0 E: 0 K: 0 S: 8	H: 0 LOB: 0 BB: 0 P: 13	R: 2 E: 0 K: 2 S: 20	H: 3 LOB: 1 BB: 0 P: 28	R: 3 E: 0 K: 0 S: 20	H: 2 LOB: 2 BB: 2 P: 39	R: 3 E: 1 K: 1 S: 13	H: 1 LOB: 1 BB: 3 P: 29	R: 0 E: 0 K: 1 S: 8	H: 0 LOB: 0 BB: 0 P: 12	R: 0 E: 0 K: 1 S: 10	H: 1 LOB: 1 BB: 0 P: 18	R: 2 E: 0 K: 2 S: 14	H: 2 LOB: 3 BB: 3 P: 31	R: 0 E: 0 K: 0 S: 5	H: 1 LOB: 0 BB: 0 P: 9	1B: 6 2B: 2 3B: 1 HR: 1	SF: 0 SAC: 0 DP: 1 HBP: 1	WP: 1 PB: 0 SB: 6 CS: 0	PA: 42
PITCHER	IP WLS BF H R ER SO BB IBB HBP BLK WP HR S P ERA WHIP	IP WLS BF H R ER SO BB IBB HBP BLK WP HR S P ERA WHIP	IP WLS BF H R ER SO BB IBB HBP BLK WP HR S P ERA WHIP	IP WLS BF H R ER SO BB IBB HBP BLK WP HR S P ERA WHIP	IP WLS BF H R ER SO BB IBB HBP BLK WP HR S P ERA WHIP	IP WLS BF H R ER SO BB IBB HBP BLK WP HR S P ERA WHIP	IP WLS BF H R ER SO BB IBB HBP BLK WP HR S P ERA WHIP	IP WLS BF H R ER SO BB IBB HBP BLK WP HR S P ERA WHIP	IP WLS BF H R ER SO BB IBB HBP BLK WP HR S P ERA WHIP	IP WLS BF H R ER SO BB IBB HBP BLK WP HR S P ERA WHIP	IP WLS BF H R ER SO BB IBB HBP BLK WP HR S P ERA WHIP	IP WLS BF H R ER SO BB IBB HBP BLK WP HR S P ERA WHIP	IP WLS BF H R ER SO BB IBB HBP BLK WP HR S P ERA WHIP	IP WLS BF H R ER SO BB IBB HBP BLK WP HR S P ERA WHIP	IP WLS BF H R ER SO BB IBB HBP BLK WP HR S P ERA WHIP	IP WLS BF H R ER SO BB IBB HBP BLK WP HR S P ERA WHIP	IP WLS BF H R ER SO BB IBB HBP BLK WP HR S P ERA WHIP			
37 Charlie Morton, R ERA: 16.2	3.0	L	17	5	5	2	2	2	0	0	0	0	0	0	0	0	15.00	2.333		
50 Brian Bass, R ERA: 8.0	2.0		10	1	3	2	2	3	0	0	0	0	0	0	21	41	9.00	2.000		
71 Brian Burres, L ERA: 9.31	1.2		11	3	2	2	3	3	0	0	0	0	0	1	0	22	45	10.80	3.600	
48 Javier López, L ERA: 2.45	1.1		4	1	0	0	0	0	0	0	0	0	0	0	7	13	0.00	0.750		



Batter	1	2	3	4	5	6	7	8	9	AB	R	H	RBI	BB	SO	LOB	TOP		
22 Andrew McCutchen, R OBP: 0.333, SLG: 0.377	G6-3		F8	1-H 2B		1B		F7		5	0	2	2	0	0	2			
15 Andy LaRoche, R OBP: 0.435, SLG: 0.450	E5 19 G4-3		L5	3-H		K			19 WP 46 G3-1 2B	5	1	2	0	0	1	2			
19 Ryan Church, L OBP: 0.333, SLG: 0.419	G4-3		G3		G3		41 G5-4-3 1B		K	5	0	1	0	0	1	3			
46 Garrett Jones, L OBP: 0.366, SLG: 0.415					F7		L8		G3-1	3	0	0	1	2	0	1			
41 Ryan Doumit, S OBP: 0.358, SLG: 0.328	G3		G3		G3	6 WP 1B	G5-4-3		P5	5	0	1	0	0	0	5			
6 Jeff Clement, L OBP: 0.295, SLG: 0.339			K		F7		FC5-4 3 BB 1B			2	0	0	0	0	1	0			
47 Evan Meek, R OBP: 0.273, SLG: 0.300						CI				0	0	0	0	0	0	0			
52 Joel Hanrahan, R OBP: 0.423, SLG: 0.429										0	0	0	0	0	0	0			
2 Bobby Crosby, R OBP: 0.295, SLG: 0.329										1	0	0	0	0	0	0			
29 Octavio Dotel, R OBP: 0.250, SLG: 0.276										0	0	0	0	0	0	0			
53 Brendan Donnelly, R OBP: 0.250, SLG: 0.276										0	0	0	0	0	0	0			
3 Akinori Iwamura, L OBP: 0.300, SLG: 0.314					E6 5 F9 22 2B		K			3	1	1	0	1	1	2			
57 Zach Duke, L OBP: 0.250, SLG: 0.298										1	1	0	0	1	0	1			
85 Lastings Milledge, R OBP: 0.250, SLG: 0.276										2	0	0	0	0	0	2			
5 Ronny Cedeno, R OBP: 0.266, SLG: 0.339					F9		F8		FC5-4	4	0	0	0	0	1	5			
Inning Stats	R: 0 H: 0 E: 1 K: 0 S: 8	H: 0 LOB: 2 BB: 1 P: 18	R: 0 H: 1 E: 0 K: 2 S: 10	H: 1 LOB: 1 BB: 0 P: 16	R: 0 H: 1 E: 0 K: 0 S: 9	H: 1 LOB: 2 BB: 1 P: 18	R: 2 H: 1 E: 1 K: 0 S: 12	H: 1 LOB: 1 BB: 1 P: 20	R: 0 H: 1 E: 0 K: 1 S: 11	H: 1 LOB: 2 BB: 0 P: 20	R: 0 H: 1 E: 0 K: 0 S: 5	H: 1 LOB: 0 BB: 0 P: 7	R: 0 H: 1 E: 0 K: 0 S: 10	H: 1 LOB: 2 BB: 1 P: 20	R: 1 H: 1 E: 0 K: 1 S: 7	H: 1 LOB: 0 BB: 0 P: 10	1B: 6 2B: 2 3B: 0 HR: 0	SF: 0 SAC: 0 DP: 1 HBP: 0	WP: 2 PA: 41 PB: 0 CS: 0
PITCHER	IP WLS BF H R ER SO BB IBB HBP BLK WP HR S P ERA WHIP	IP WLS BF H R ER SO BB IBB HBP BLK WP HR S P ERA WHIP	IP WLS BF H R ER SO BB IBB HBP BLK WP HR S P ERA WHIP	IP WLS BF H R ER SO BB IBB HBP BLK WP HR S P ERA WHIP	IP WLS BF H R ER SO BB IBB HBP BLK WP HR S P ERA WHIP	IP WLS BF H R ER SO BB IBB HBP BLK WP HR S P ERA WHIP	IP WLS BF H R ER SO BB IBB HBP BLK WP HR S P ERA WHIP	IP WLS BF H R ER SO BB IBB HBP BLK WP HR S P ERA WHIP	IP WLS BF H R ER SO BB IBB HBP BLK WP HR S P ERA WHIP	IP WLS BF H R ER SO BB IBB HBP BLK WP HR S P ERA WHIP	IP WLS BF H R ER SO BB IBB HBP BLK WP HR S P ERA WHIP	IP WLS BF H R ER SO BB IBB HBP BLK WP HR S P ERA WHIP	IP WLS BF H R ER SO BB IBB HBP BLK WP HR S P ERA WHIP	IP WLS BF H R ER SO BB IBB HBP BLK WP HR S P ERA WHIP	IP WLS BF H R ER SO BB IBB HBP BLK WP HR S P ERA WHIP	IP WLS BF H R ER SO BB IBB HBP BLK WP HR S P ERA WHIP	IP WLS BF H R ER SO BB IBB HBP BLK WP HR S P ERA WHIP	IP WLS BF H R ER SO BB IBB HBP BLK WP HR S P ERA WHIP	

Pittsburgh Pirates @ Milwaukee Brewers
Miller Park, Milwaukee, WI
Mon Apr 26 2010, 7:11 PM - 10:47 PM CDT
Att: 25,892 - Roof Closed - 60 F

AB 36
R 3
H 8
RBI 3
BB 4
SO 5
LOB 23



Batter	1	2	3	4	5	6	7	8	9	AB	R	H	RBI	BB	SO	LOB	BOTTOM	
23 Rickie Weeks Jr., R OBP: 0.430, SLG: 0.513	G3									5	1	1	1	1	3	2		
27 Carlos Gómez, R OBP: 0.322, SLG: 0.418										6	1	2	0	0	3	3		
8 Ryan Braun, R OBP: 0.613, SLG: 0.813										4	3	1	0	2	1	2		
37 Jeff Suppan, R ERA: 8.71										0	0	0	0	0	0	0		
28 Prince Fielder, L OBP: 0.402, SLG: 0.366										5	3	3	1	0	1	3		
14 Casey McGehee, R OBP: 0.388, SLG: 0.643										5	2	1	4	1	2	5		
1 Corey Hart, R OBP: 0.384, SLG: 0.447										3	2	1	1	2	1	1		
9 Gregg Zaun, S OBP: 0.279, SLG: 0.291										4	3	4	5	1	0	0		
21 Alcides Escobar, R OBP: 0.324, SLG: 0.463										5	2	2	2	0	1	6		
49 Yovani Gallardo, R OBP: 0.273, SLG: 0.300										2	0	2	3	1	0	0		
2 Joe Lindert, L OBP: 0.273, SLG: 0.300										1	0	0	0	0	0	2		
26 Matty McIntyre, R OBP: 0.273, SLG: 0.300										0	0	0	0	0	0	0		
12 Carlos Villanueva, R OBP: 0.273, SLG: 0.300										0	0	0	0	0	0	0		
22 Jody Gerut, L OBP: 0.313, SLG: 0.350										1	0	0	0	0	0	0		
Inning Stats	R: 0 H: 1 E: 0 K: 1 S: 8	H: 1 LOB: 1 BB: 0 P: 13	R: 2 H: 1 E: 0 K: 2 S: 12	H: 1 LOB: 2 BB: 2 P: 27	R: 5 H: 6 E: 0 K: 1 S: 18	H: 2 LOB: 2 BB: 1 P: 32	R: 1 H: 1 E: 0 K: 0 S: 13	H: 1 LOB: 2 BB: 1 P: 25	R: 0 H: 2 E: 0 K: 2 S: 18	H: 0 LOB: 2 BB: 1 P: 28	R: 0 H: 0 E: 0 K: 3 S: 9	H: 0 LOB: 0 BB: 0 P: 13	R: 9 H: 6 E: 0 K: 2 S: 33	H: 6 LOB: 0 BB: 3 P: 57	1B: 12 2B: 3 3B: 0 HR: 2	SF: 1 SAC: 0 DP: 0 HBP: 1	WP: 0 PA: 51 PB: 1 CS: 0	
PITCHER	IP WLS BF H R ER SO BB IBB HBP BLK WP HR S P ERA WHIP	IP WLS BF H R ER SO BB IBB HBP BLK WP HR S P ERA WHIP	IP WLS BF H R ER SO BB IBB HBP BLK WP HR S P ERA WHIP	IP WLS BF H R ER SO BB IBB HBP BLK WP HR S P ERA WHIP	IP WLS BF H R ER SO BB IBB HBP BLK WP HR S P ERA WHIP	IP WLS BF H R ER SO BB IBB HBP BLK WP HR S P ERA WHIP	IP WLS BF H R ER SO BB IBB HBP BLK WP HR S P ERA WHIP	IP WLS BF H R ER SO BB IBB HBP BLK WP HR S P ERA WHIP	IP WLS BF H R ER SO BB IBB HBP BLK WP HR S P ERA WHIP	IP WLS BF H R ER SO BB IBB HBP BLK WP HR S P ERA WHIP	IP WLS BF H R ER SO BB IBB HBP BLK WP HR S P ERA WHIP	IP WLS BF H R ER SO BB IBB HBP BLK WP HR S P ERA WHIP	IP WLS BF H R ER SO BB IBB HBP BLK WP HR S P ERA WHIP	IP WLS BF H R ER SO BB IBB HBP BLK WP HR S P ERA WHIP	IP WLS BF H R ER SO BB IBB HBP BLK WP HR S P ERA WHIP	IP WLS BF H R ER SO BB IBB HBP BLK WP HR S P ERA WHIP	IP WLS BF H R ER SO BB IBB HBP BLK WP HR S P ERA WHIP	IP WLS BF H R ER SO BB IBB HBP BLK WP HR S P ERA WHIP

Pittsburgh Pirates @ Milwaukee Brewers
Miller Park, Milwaukee, WI
Mon Apr 26 2010, 7:11 PM - 10:47 PM CDT
Att: 25,892 - Roof Closed - 60 F

AB 41
R 17
H 17
RBI 17
BB 8
SO 12
LOB 24



Batter	1	2	3	4	5	6	7	8	9	AB	R	H	RBI	BB	SO	LOB	TOP										
22 Andrew McCutchen, R (1.8) OBP: 0.344, SLG: 0.386										5	0	1	0	0	2	0	Pittsburgh Pirates @ Milwaukee Brewers Miller Park, Milwaukee, WI Tue Apr 27 2010, 7:11 PM - 9:59 PM CDT Att: 28,991 - Roof Closed - 67 F										
15 Andy LaRoche, R (1.5) OBP: 0.471, SLG: 0.489										5	1	4	0	0	0	0											
85 Lastings Milledge, R (1.7) OBP: 0.260, SLG: 0.297										5	1	2	0	0	0	3											
46 Garrett Jones, L (1.9) OBP: 0.356, SLG: 0.391										4	1	0	0	1	0	5											
41 Ryan Doumit, S (1.2) OBP: 0.375, SLG: 0.413										5	2	3	4	0	1	2											
6 Jeff Clement, L (1.3) OBP: 0.246, SLG: 0.415										5	1	3	1	0	0	1											
3 Akinori Iwamura, L (1.4) OBP: 0.294, SLG: 0.301										3	0	0	1	1	1	3											
27 Jeff Karstens, R (1.1) 52 Joel Hanrahan, R (7.1) 24 Delwyn Young, S (8. PH) 48 Javier López, L (8.1) 53 Brendan Donnelly, R (8.1) 77 D.J. Carrasco, R (8.1)										2	0	0	0	0	0	1											
5 Ronny Cedeno, R (1.6) OBP: 0.265, SLG: 0.379										4	1	1	1	0	0	2											
Inning Stats	R: 0 E: 0 K: 1 S: 9	H: 1 LOB: 1 BB: 0 P: 10	R: 1 E: 0 K: 1 S: 8	H: 1 LOB: 0 BB: 0 P: 13	R: 0 E: 0 K: 0 S: 8	H: 2 LOB: 2 BB: 0 P: 14	R: 1 E: 0 K: 0 S: 11	H: 1 LOB: 1 BB: 0 P: 20	R: 0 E: 0 K: 1 S: 14	H: 2 LOB: 2 BB: 0 P: 21	R: 0 E: 0 K: 0 S: 7	H: 0 LOB: 0 BB: 0 P: 10	R: 0 E: 0 K: 0 S: 9	H: 2 LOB: 2 BB: 1 P: 14	R: 5 E: 0 K: 1 S: 14	H: 4 LOB: 0 BB: 1 P: 24		1B: 8 2B: 3 3B: 0 HR: 3	SF: 1 SAC: 1 DP: 0 HBP: 0	WP: 0 PB: 0 SB: 0 CS: 0	PA: 43						
PITCHER	IP	WLS	BF	H	R	ER	SO	BB	IBB	HBP	BLK	WP	HR	S	P	ERA	WHIP										
43 Randy Wolf, L (1.1) ERA: 3.34	8.0		35	10	2	2	4	1	0	0	0	0	1	76	116	2.25	1.375										
51 Trevor Hoffman, R (9.1) ERA: 13.5	1.0	L	8	4	5	5	1	0	1	0	0	0	2	14	24	45.00	4.000										

Batter	1	2	3	4	5	6	7	8	9	AB	R	H	RBI	BB	SO	LOB	BOTTOM											
23 Rickie Weeks Jr., R (1.4) OBP: 0.408, SLG: 0.481										5	0	0	0	0	2	2	Pittsburgh Pirates @ Milwaukee Brewers Miller Park, Milwaukee, WI Tue Apr 27 2010, 7:11 PM - 9:59 PM CDT Att: 28,991 - Roof Closed - 67 F											
30 Craig Counsell, L (1.6) OBP: 0.394, SLG: 0.567										4	0	1	1	1	1	1												
8 Ryan Braun, R (1.7) OBP: 0.424, SLG: 0.588										5	0	1	0	0	0	2												
28 Prince Fielder, L (1.3) OBP: 0.407, SLG: 0.405										3	1	1	1	1	0	1												
14 Casey McGehee, R (1.5) OBP: 0.381, SLG: 0.616										3	0	0	0	1	2	1												
15 Jim Edmonds, L (1.8) OBP: 0.391, SLG: 0.482										3	0	1	0	1	0	1												
1 Corey Hart, R (1.9) OBP: 0.356, SLG: 0.451										4	0	1	0	0	1	4												
16 George Kottaras, L (1.2) OBP: 0.346, SLG: 0.579										3	1	1	1	1	0	0												
43 Randy Wolf, L (1.1) ERA: 0.462, SLG: 0.538	6.2		29	6	2	2	4	4	0	0	0	0	0	3	5	0.00		0.000										
21 Alcides Escobar, R (8. PH) ERA: 0.324, SLG: 0.463	0.1		1	0	0	0	0	0	0	0	0	0	0	0	0	0												
22 Jody Gerut, L (6. PH) OBP: 0.294, SLG: 0.467	0.2	5	2	1	1	0	0	1	0	0	0	0	1	7	14	13.50	4.500											
53 Brendan Donnelly, R (8.1) ERA: 0.38	0.1	W	1	0	0	0	0	0	0	0	0	0	0	2	4	0.00	0.000											
77 D.J. Carrasco, R (9.1) ERA: 7.0	1.0		3	0	0	0	2	0	0	0	0	0	0	11	18	0.00	0.000											
Inning Stats	R: 0 E: 0 K: 1 S: 13	H: 1 LOB: 1 BB: 0 P: 22	R: 0 E: 0 K: 0 S: 4	H: 0 LOB: 0 BB: 1 P: 9	R: 1 E: 0 K: 0 S: 12	H: 2 LOB: 1 BB: 0 P: 19	R: 0 E: 0 K: 2 S: 10	H: 1 LOB: 1 BB: 0 P: 13	R: 0 E: 0 K: 0 S: 7	H: 1 LOB: 2 BB: 0 P: 10	R: 0 E: 0 K: 1 S: 8	H: 0 LOB: 2 BB: 2 P: 17	R: 1 E: 0 K: 0 S: 9	H: 1 LOB: 1 BB: 1 P: 16	R: 1 E: 0 K: 0 S: 9	H: 2 LOB: 2 BB: 1 P: 18	R: 0 E: 0 K: 2 S: 11	H: 0 LOB: 0 BB: 0 P: 18	1B: 3 2B: 3 3B: 0 HR: 2	SF: 0 SAC: 0 DP: 1 HBP: 0	WP: 0 PB: 0 SB: 1 CS: 0	PA: 39						
PITCHER	IP	WLS	BF	H	R	ER	SO	BB	IBB	HBP	BLK	WP	HR	S	P	ERA	WHIP											
27 Jeff Karstens, R (1.1) ERA: 2.7	6.2		29	6	2	2	4	4	0	0	0	0	0	3	5	0.00	0.000											
52 Joel Hanrahan, R (7.1) ERA: 11.81	0.1		1	0	0	0	0	0	0	0	0	0	0	0	0	0												
48 Javier López, L (8.1) ERA: 0.38	0.2	5	2	1	1	0	0	1	0	0	0	0	1	7	14	13.50	4.500											
53 Brendan Donnelly, R (8.1) ERA: 7.0	0.1	W	1	0	0	0	0	0	0	0	0	0	0	2	4	0.00	0.000											
77 D.J. Carrasco, R (9.1) ERA: 6.0	1.0		3	0	0	0	2	0	0	0	0	0	0	11	18	0.00	0.000											

AB	39
R	7
H	14
RBI	7
BB	2
SO	5
LOB	19



AB	34
R	3
H	8
RBI	3
BB	5
SO	6
LOB	14



Batter	1	2	3	4	5	6	7	8	9	10	11	12	13	14	AB	R	H	RBI	BB	SO	LOB	TOP										
3 Akinori Iwamura, L (1.4)															6	2	3	0	1	1	0											
15 Andy LaRoche, R (1.5)															5	1	1	2	1	1	2											
2 Bobby Crosby, R (11.5)															1	0	0	0	0	0	1											
22 Andrew McCutchen, R (1.8)															7	2	4	2	0	2	2											
46 Garrett Jones, L (1.9)															7	0	2	1	0	4	2											
85 Lastings Milledge, R (1.7)															5	0	1	0	2	0	2											
6 Jeff Clement, L (1.3)															5	0	1	0	1	2	3											
35 Jason Jaramillo, S (1.2)															3	0	0	0	0	0	3											
41 Ryan Doumit, S (9.2)															3	1	1	1	0	2	2											
28 Paul Maholm, L (8.1)															3	0	0	0	0	2	3											
47 Evan Meek, R (8.0)															0	0	0	0	0	0	0											
52 Joel Hanrahan, R (8.0)															1	0	0	0	0	1	0											
24 Delwyn Young, S (10.0)															1	0	0	0	0	1	2											
29 Octavio Dotel, R (10.1)															0	0	0	0	0	0	0											
77 D.J. Carrasco, R (10.1)															1	0	0	0	0	1	0											
5 Ronny Cedeno, R (1.6)															6	0	0	0	0	2	0											
Inning Stats	R: 3 E: 0 K: 2 S: 23	H: 4 LOB: 2 BB: 1 P: 37	R: 0 E: 0 K: 1 S: 13	H: 0 LOB: 0 BB: 0 P: 17	R: 0 E: 0 K: 2 S: 8	H: 0 LOB: 0 BB: 0 P: 13	R: 0 E: 0 K: 1 S: 12	H: 0 LOB: 0 BB: 0 P: 12	R: 0 E: 0 K: 1 S: 12	H: 1 LOB: 1 BB: 1 P: 23	R: 0 E: 0 K: 1 S: 9	H: 0 LOB: 0 BB: 0 P: 14	R: 0 E: 0 K: 2 S: 10	H: 0 LOB: 0 BB: 0 P: 10	R: 1 E: 0 K: 1 S: 13	H: 1 LOB: 1 BB: 1 P: 23	R: 1 E: 0 K: 3 S: 14	H: 2 LOB: 2 BB: 1 P: 23	R: 0 E: 0 K: 1 S: 5	H: 0 LOB: 0 BB: 0 P: 9	R: 0 E: 0 K: 3 S: 10	H: 0 LOB: 0 BB: 0 P: 12	R: 1 E: 0 K: 1 S: 14	H: 2 LOB: 2 BB: 1 P: 26	R: 0 E: 0 K: 1 S: 10	H: 0 LOB: 0 BB: 0 P: 12	R: 1 E: 0 K: 1 S: 14	H: 2 LOB: 2 BB: 1 P: 26	1B: 8 2B: 2 3B: 0 HR: 4	SF: 0 DP: 1 HBP: 1	WP: 1 PB: 0 SB: 1 CS: 0	PA: 60

Pittsburgh Pirates @ Milwaukee Brewers
Miller Park, Milwaukee, WI
Wed Apr 28 2010, 12:11 PM - 4:50 PM CDT
Att. 28,401 - Sunny - 63 F


AB	54
R	13
H	16
RBI	6
BB	5
SO	19
LOB	22



Batter	1	2	3	4	5	6	7	8	9	10	11	12	13	14	AB	R	H	RBI	BB	SO	LOB	BOTTOM								
23 Rickie Weeks Jr., R (1.4)															5	1	0	0	2	3	1									
27 Carlos Gómez, R (1.8)															7	1	2	2	0	2	1									
8 Ryan Braun, R (1.7)															6	2	2	0	1	0	2									
28 Prince Fielder, L (1.3)															5	0	0	0	1	1	4									
14 Casey McGehee, R (1.5)															5	0	2	1	1	1	2									
1 Corey Hart, R (1.9)															4	1	1	1	0	0	2									
15 Jim Edmonds, L (10.0)															1	0	0	0	1	0	2									
9 Gregg Zaun, S (1.2)															4	0	1	0	2	0	1									
21 Alcides Escobar, R (1.6)															6	0	1	0	0	2	6									
38 Chris Narveson, L (1.1)															2	0	0	0	0	1	1									
30 Connor Stewart, L (1.1)															1	0	0	0	0	0	0									
31 LaRoy Hooper, R (1.1)															1	0	0	0	0	0	0									
21 Joey Votto, L (10.0)															1	0	0	0	0	1	0									
24 Michael Morse, R (10.0)															1	0	0	0	0	1	0									
24 Michael Morse, R (10.0)															1	0	0	0	0	1	0									
24 Michael Morse, R (10.0)															1	0	0	0	0	1	0									
24 Michael Morse, R (10.0)															1	0	0	0	0	1	0									
24 Michael Morse, R (10.0)															1	0	0	0	0	1	0									
Inning Stats	R: 3 E: 0 K: 1 S: 9	H: 2 LOB: 0 BB: 2 P: 21	R: 0 E: 0 K: 1 S: 11	H: 1 LOB: 1 BB: 0 P: 18	R: 0 E: 0 K: 1 S: 9	H: 1 LOB: 1 BB: 0 P: 14	R: 1 E: 0 K: 1 S: 9	H: 1 LOB: 1 BB: 1 P: 16	R: 0 E: 0 K: 1 S: 6	H: 0 LOB: 0 BB: 0 P: 15	R: 0 E: 0 K: 1 S: 7	H: 2 LOB: 2 BB: 1 P: 13	R: 0 E: 0 K: 1 S: 10	H: 0 LOB: 0 BB: 0 P: 13	R: 0 E: 0 K: 1 S: 8	H: 0 LOB: 0 BB: 0 P: 10	R: 1 E: 0 K: 1 S: 12	H: 2 LOB: 3 BB: 2 P: 25	R: 0 E: 0 K: 1 S: 9	H: 0 LOB: 0 BB: 0 P: 12	R: 0 E: 0 K: 1 S: 14	H: 1 LOB: 1 BB: 1 P: 22	R: 0 E: 0 K: 1 S: 6	H: 0 LOB: 0 BB: 0 P: 7	R: 0 E: 0 K: 1 S: 14	H: 0 LOB: 0 BB: 0 P: 7	1B: 6 2B: 2 3B: 0 HR: 2	SF: 0 DP: 1 HBP: 0	WP: 1 PB: 0 SB: 1 CS: 0	PA: 57

Pittsburgh Pirates @ Milwaukee Brewers
Miller Park, Milwaukee, WI
Wed Apr 28 2010, 12:11 PM - 4:50 PM CDT
Att. 28,401 - Sunny - 63 F

AB	49
R	5
H	10
RBI	4
BB	8
SO	13
LOB	22



PITCHER	IP	WLS	BF	H	R	ER	SO	BB	IBB	HBP	BLK	WP	HR	S	P	ERA	WHIP
28 Paul Maholm, L (1.1)	7.0	0	31	7	4	4	6	5	0	0	0	1	2	80	112	5.14	1.714
47 Evan Meek, R (8.1)	1.0	3	0	0	0	0	1	0	0	0	0	0	10	13	0.00	0.000	
52 Joel Hanrahan, R (8.1)	1.0	3	0	0	0	0	2	0	0	0	0	0	8	10	0.00	0.000	
29 Octavio Dotel, R (10.1)	2.0	B	10	2	1	1	2	1	1	0	0	0	21	37	4.50	1.500	
77 D.J. Carrasco, R (12.1)	3.0	W	10	1	0	0	2	1	0	0	0	0	27	39	0.00	0.667	

Batter	1	2	3	4	5	6	7	8	9	AB	R	H	RBI	BB	SO	LOB	TOP	
85 Lastings Milledge, R OBP: 0.284, SLG: 0.293	1-2 BB 41 3B		1-2 G4-3			1-2 P2		3-1 1B		3	1	1	0	1	0	0	Pittsburgh Pirates @ Los Angeles Dodgers Dodger Stadium, Los Angeles, CA Thu Apr 29 2010, 7:12 PM - 10:02 PM PDT Att: 40,185 - Partly Cloudy - 66 F	
15 Andy LaRoche, R OBP: 0.443, SLG: 0.491	4-2 BB 41 3B		2-3 K		0-1 F8		1-0 F8		3	1	0	0	1	1	2			
22 Andrew McCutchen, R OBP: 0.347, SLG: 0.430	1-3 K		0-1 G6-3			1-0 G5-3		0-1 G5-3		4	0	0	0	0	1	2		
46 Garrett Jones, L OBP: 0.347, SLG: 0.388	1-3 K			0-1 P4		3-2 1B		1-2 G4-3		4	0	1	0	0	1	2		
41 Ryan Doumit, S OBP: 0.380, SLG: 0.486	1-0 3B			1-2 1B		1-3 K		1-3 K		4	0	2	2	0	2	1		
6 Jeff Clement, L OBP: 0.250, SLG: 0.371	3-2 G6-3			1-3 K		3-2 G6-3			1-1 G6-3	4	0	0	0	0	1	3		
2 Bobby Crosby, R OBP: 0.424, SLG: 0.385		1-2 F7		4-0 IBB		2-1 P4		0-2 1B		3	0	1	0	1	0	0		
71 Brian Burres, L OBP: 0.388, SLG: 0.403		2-3 K		0-1 P5		4-2 BB		0-3 K		2	0	0	0	0	1	2		
43 Jack Taschner, L OBP: 0.288, SLG: 0.351										0	0	0	0	1	0	0		
47 Evan Meek, R OBP: 0.231, SLG: 0.329										0	0	0	0	0	0	0		
Inning Stats	R: 2 H: 1 E: 0 K: 2 S: 18	H: 1 LOB: 1 BB: 2 P: 32	R: 0 H: 0 E: 0 K: 2 S: 13	H: 0 LOB: 0 BB: 0 P: 16	R: 0 H: 0 E: 0 K: 1 S: 9	H: 0 LOB: 2 BB: 1 P: 12	R: 0 H: 1 E: 0 K: 1 S: 10	H: 1 LOB: 1 BB: 0 P: 21	R: 0 H: 1 E: 0 K: 1 S: 10	H: 1 LOB: 2 BB: 1 P: 20	R: 0 H: 0 E: 0 K: 1 S: 9	H: 0 LOB: 0 BB: 0 P: 11	R: 0 H: 1 E: 0 K: 1 S: 13	H: 1 LOB: 1 BB: 0 P: 14	1B: 4 2B: 0 3B: 1 HR: 0	SF: 0 SAC: 0 DP: 0 HBP: 0	WP: 0 PB: 0 SB: 1 CS: 1	PA: 36
PITCHER	IP WLS BF H R ER SO BB IBB HBP BLK WP HR S P ERA WHIP	IP WLS BF H R ER SO BB IBB HBP BLK WP HR S P ERA WHIP	IP WLS BF H R ER SO BB IBB HBP BLK WP HR S P ERA WHIP	IP WLS BF H R ER SO BB IBB HBP BLK WP HR S P ERA WHIP	IP WLS BF H R ER SO BB IBB HBP BLK WP HR S P ERA WHIP	IP WLS BF H R ER SO BB IBB HBP BLK WP HR S P ERA WHIP	IP WLS BF H R ER SO BB IBB HBP BLK WP HR S P ERA WHIP	IP WLS BF H R ER SO BB IBB HBP BLK WP HR S P ERA WHIP	IP WLS BF H R ER SO BB IBB HBP BLK WP HR S P ERA WHIP	IP WLS BF H R ER SO BB IBB HBP BLK WP HR S P ERA WHIP	IP WLS BF H R ER SO BB IBB HBP BLK WP HR S P ERA WHIP	IP WLS BF H R ER SO BB IBB HBP BLK WP HR S P ERA WHIP	IP WLS BF H R ER SO BB IBB HBP BLK WP HR S P ERA WHIP	IP WLS BF H R ER SO BB IBB HBP BLK WP HR S P ERA WHIP	IP WLS BF H R ER SO BB IBB HBP BLK WP HR S P ERA WHIP	IP WLS BF H R ER SO BB IBB HBP BLK WP HR S P ERA WHIP	IP WLS BF H R ER SO BB IBB HBP BLK WP HR S P ERA WHIP	

Batter	1	2	3	4	5	6	7	8	9	AB	R	H	RBI	BB	SO	LOB	BOTTOM			
55 Russell Martin, R OBP: 0.388, SLG: 0.403	1-0 G5-3		3-2 G5-3		3-3 K		0-0 G5-3			4	0	0	0	0	1	3	Pittsburgh Pirates @ Los Angeles Dodgers Dodger Stadium, Los Angeles, CA Thu Apr 29 2010, 7:12 PM - 10:02 PM PDT Att: 40,185 - Partly Cloudy - 66 F			
9 Garret Anderson, L OBP: 0.199, SLG: 0.220	2-3 K2-3			1-2 G4-3		1-0 P5		1-0 P4		4	0	0	0	0	1	1				
27 Matt Kemp, R OBP: 0.346, SLG: 0.570	1-2 G1-3			1-2 1B		3-1 L6		3-2 G6-3		4	0	1	0	0	0	0				
16 Andre Ethier, L OBP: 0.415, SLG: 0.569		1-0 G4-3		0-0 1B		4-0 BB		2-3 K		3	0	1	0	1	1	0				
23 Casey Blake, R OBP: 0.350, SLG: 0.528		3-2 F8		0-3 K		4-0 BB		0-2 P4		3	0	0	0	1	1	2				
7 James Loney, L OBP: 0.309, SLG: 0.351		2-2 G6-3		4-1 BB		0-1 G5-3		2-2 G6-3		3	0	0	0	1	0	2				
14 Jamey Carroll, R OBP: 0.306, SLG: 0.242			3-2 F8		1-0 FC5			0-3 K		3	0	0	0	0	0	5				
3 Ronnie Belliard, R OBP: 0.357, SLG: 0.500				1-2 FC5						1	0	0	0	0	1	0				
33 Blake DeWitt, L OBP: 0.391, SLG: 0.302			3-2 E9		2-1 2B		2-3 K			3	0	2	0	0	1	0				
22 Clayton Kershaw, L OBP: 0.388, SLG: 0.403				4-0 G1-3		0-0 G1-3				1	0	0	0	1	0	1				
Inning Stats	R: 0 H: 0 E: 0 K: 1 S: 7	H: 0 LOB: 0 BB: 0 P: 11	R: 0 H: 0 E: 0 K: 0 S: 7	H: 0 LOB: 0 BB: 0 P: 13	R: 0 H: 1 E: 1 K: 0 S: 11	H: 1 LOB: 2 BB: 1 P: 24	R: 0 H: 2 E: 0 K: 1 S: 12	H: 1 LOB: 1 BB: 0 P: 13	R: 0 H: 0 E: 0 K: 0 S: 5	H: 0 LOB: 2 BB: 2 P: 17	R: 0 H: 0 E: 0 K: 1 S: 6	H: 0 LOB: 0 BB: 0 P: 9	R: 0 H: 0 E: 0 K: 1 S: 8	H: 0 LOB: 0 BB: 0 P: 14	R: 0 H: 0 E: 0 K: 1 S: 11	H: 0 LOB: 0 BB: 0 P: 13	1B: 3 2B: 1 3B: 0 HR: 0	SF: 0 SAC: 0 DP: 0 HBP: 0	WP: 0 PB: 0 SB: 0 CS: 0	PA: 34
PITCHER	IP WLS BF H R ER SO BB IBB HBP BLK WP HR S P ERA WHIP	IP WLS BF H R ER SO BB IBB HBP BLK WP HR S P ERA WHIP	IP WLS BF H R ER SO BB IBB HBP BLK WP HR S P ERA WHIP	IP WLS BF H R ER SO BB IBB HBP BLK WP HR S P ERA WHIP	IP WLS BF H R ER SO BB IBB HBP BLK WP HR S P ERA WHIP	IP WLS BF H R ER SO BB IBB HBP BLK WP HR S P ERA WHIP	IP WLS BF H R ER SO BB IBB HBP BLK WP HR S P ERA WHIP	IP WLS BF H R ER SO BB IBB HBP BLK WP HR S P ERA WHIP	IP WLS BF H R ER SO BB IBB HBP BLK WP HR S P ERA WHIP	IP WLS BF H R ER SO BB IBB HBP BLK WP HR S P ERA WHIP	IP WLS BF H R ER SO BB IBB HBP BLK WP HR S P ERA WHIP	IP WLS BF H R ER SO BB IBB HBP BLK WP HR S P ERA WHIP	IP WLS BF H R ER SO BB IBB HBP BLK WP HR S P ERA WHIP	IP WLS BF H R ER SO BB IBB HBP BLK WP HR S P ERA WHIP	IP WLS BF H R ER SO BB IBB HBP BLK WP HR S P ERA WHIP	IP WLS BF H R ER SO BB IBB HBP BLK WP HR S P ERA WHIP				



Batter	1	2	3	4	5	6	7	8	9	AB	R	H	RBI	BB	SO	LOB	TOP								
2 Ryan Theriot, R OBP: 0.374, SLG: 0.390	G5-3		F9		F9			G1-3		4	0	1	0	0	0	1	Chicago Cubs @ Pittsburgh Pirates PNC Park, Pittsburgh, PA Thu May 06 2010, 7:07 PM - 9:34 PM EDT Att: 11,086 - Clear - 68 F								
24 Marlon Byrd, R OBP: 0.371, SLG: 0.578	G6-3		F7			G1-4-3		2B		4	1	1	0	0	0	1									
25 Derrek Lee, R OBP: 0.339, SLG: 0.340	K		F7			BB		F9		3	0	0	0	1	1	2									
22 Xavier Nady, R OBP: 0.326, SLG: 0.289	G5-3				K			F8		4	0	1	1	0	1	1									
16 Aramis Ramirez, R OBP: 0.208, SLG: 0.259	F9		F8			F7		F9		4	0	0	0	0	0	2									
12 Alfonso Soriano, R OBP: 0.366, SLG: 0.663	2B		K					P3		4	0	1	0	0	2	0									
18 Geovany Soto, R OBP: 0.366, SLG: 0.569	2B				G5-3			2B		3	0	2	0	1	0	0									
28 Jeff Baker, R OBP: 0.264, SLG: 0.388	F8					G5-3		K		3	0	0	0	1	1	4									
36 Randy Wells, R ERA: 4.09	G4-3		FC3-6					F9		0	0	0	0	0	0	0									
43 John Crabow, L ERA: 7.59										1	0	0	0	0	0	1									
Inning Stats	R: 0 E: 0 K: 1 S: 10	H: 0 LOB: 0 BB: 0 P: 15	R: 0 E: 0 K: 0 S: 9	H: 1 LOB: 1 BB: 1 P: 20	R: 0 E: 0 K: 0 S: 6	H: 1 LOB: 1 BB: 0 P: 9	R: 0 E: 0 K: 2 S: 9	H: 0 LOB: 0 BB: 0 P: 11	R: 0 E: 0 K: 0 S: 6	H: 0 LOB: 1 BB: 1 P: 13	R: 0 E: 0 K: 0 S: 8	H: 0 LOB: 1 BB: 1 P: 15	R: 0 E: 0 K: 1 S: 10	H: 1 LOB: 1 BB: 0 P: 16	R: 1 E: 0 K: 0 S: 11	H: 2 LOB: 1 BB: 0 P: 13	R: 0 E: 0 K: 2 S: 9	H: 1 LOB: 1 BB: 0 P: 12	1B: 1 2B: 5 3B: 0 HR: 0	SF: 0 SAC: 0 DP: 0 HBP: 0	WP: 1 PB: 1 SB: 0 CS: 0	PA: 36			
PITCHER	IP	WLS	BF	H	R	ER	SO	BB	IBB	HBP	BLK	WP	HR	S	P	ERA	WHIP								
71 Brian Bures, L	7.0	W	27	3	0	0	4	3	0	0	0	1	0	58	99	0.00	0.857								
48 Javier López, L	1.0		5	2	1	1	0	0	0	0	0	0	0	11	13	9.00	2.000								
77 D.J. Carrasco, R	1.0		4	1	0	0	2	0	0	0	0	0	0	9	12	0.00	1.000								

AB	33
R	1
H	6
RBI	1
BB	3
SO	6
LOB	14



Batter	1	2	3	4	5	6	7	8	9	AB	R	H	RBI	BB	SO	LOB	BOTTOM								
3 Akinori Iwamura, L OBP: 0.298, SLG: 0.286	BB		F7		G4-3			F7		4	2	0	0	1	0	3	Chicago Cubs @ Pittsburgh Pirates PNC Park, Pittsburgh, PA Thu May 06 2010, 7:07 PM - 9:34 PM EDT Att: 11,086 - Clear - 68 F								
48 Javier López, L	BB									0	0	0	0	0	0	0									
77 D.J. Carrasco, R	BB									0	0	0	0	0	0	0									
15 Andy LaRoche, R OBP: 0.407, SLG: 0.467	BB				F8			FC6-4		2	3	0	0	3	0	0									
22 Andrew McCutchen, R OBP: 0.359, SLG: 0.473	BB							BB		2	2	0	0	0	0	0									
51 Steve Pearce, R	BB				K			FC6-4		2	0	0	0	0	1	3									
46 Garrett Jones, L OBP: 0.378, SLG: 0.433	BB				BB			G4-3		4	1	2	3	1	0	0									
41 Ryan Doumit, S OBP: 0.354, SLG: 0.449	BB				BB			F7		4	2	1	2	0	0	3									
35 Jason Jaramillo, S OBP: 0.227, SLG: 0.381	BB				BB			F7		1	0	0	0	0	0	0									
19 Ryan Church, L OBP: 0.305, SLG: 0.482	K				BB			G4-3		4	1	0	0	1	1	3									
85 Lastings Milledge, R OBP: 0.296, SLG: 0.323	BB									3	0	2	4	1	0	0									
5 Ronny Cedeno, R OBP: 0.261, SLG: 0.337	F7				E5			F9		4	0	1	0	0	0	2									
71 Brian Bures, L	G4-3									2	0	0	0	0	0	2									
24 Delwyn Young, S OBP: 0.304, SLG: 0.381	G4-3				G6-3			BB		1	0	1	0	0	0	0									
Inning Stats	R: 5 E: 0 K: 1 S: 16	H: 4 LOB: 1 BB: 2 P: 30	R: 2 E: 1 K: 0 S: 11	H: 1 LOB: 1 BB: 1 P: 17	R: 0 E: 0 K: 0 S: 9	H: 1 LOB: 1 BB: 0 P: 13	R: 4 E: 2 K: 0 S: 19	H: 2 LOB: 1 BB: 2 P: 34	R: 0 E: 0 K: 1 S: 7	H: 0 LOB: 0 BB: 0 P: 11	R: 0 E: 0 K: 0 S: 5	H: 0 LOB: 0 BB: 0 P: 9	R: 0 E: 0 K: 0 S: 7	H: 1 LOB: 3 BB: 2 P: 18	R: 0 E: 0 K: 0 S: 9	H: 0 LOB: 0 BB: 0 P: 15	1B: 5 2B: 4 3B: 0 HR: 0	SF: 0 SAC: 2 DP: 0 HBP: 0	WP: 0 PB: 0 SB: 0 CS: 0	PA: 42					
PITCHER	IP	WLS	BF	H	R	ER	SO	BB	IBB	HBP	BLK	WP	HR	S	P	ERA	WHIP								
36 Randy Wells, R	2.0	L	15	5	7	6	1	3	0	0	0	0	0	27	47	27.00	4.000								
34 Jeff Gray, R	2.0		12	3	4	2	0	2	0	0	0	0	0	28	47	9.00	2.500								
40 James Russell, L	2.0		6	0	0	0	1	0	0	0	0	0	0	12	20	0.00	0.000								
64 Justin Berg, R	1.0		6	1	0	0	0	2	0	0	0	0	0	7	18	0.00	3.000								
43 John Crabow, L	1.0		3	0	0	0	0	0	0	0	0	0	0	9	15	0.00	0.000								



Batter	1	2	3	4	5	6	7	8	9	AB	R	H	RBI	BB	SO	LOB	TOP			
55 Skip Schumaker, L OBP: 0.302, SLG: 0.278	G6-3		G6-3			G4-3		K		4	0	0	0	0	1	1	St. Louis Cardinals @ Pittsburgh Pirates PNC Park, Pittsburgh, PA Sat May 08 2010, 7:06 PM - 9:46 PM EDT Att: 25,047 - Overcast - 49 F			
47 Ryan Ludwick, R OBP: 0.346, SLG: 0.421	F8			F8		2B		HBP		3	0	1	0	0	0	0				
5 Albert Pujols, R OBP: 0.404, SLG: 0.576	F9			2B		IBB		K		3	0	1	0	1	1	2				
28 Colby Rasmus, L OBP: 0.429, SLG: 0.600	K			K		1B		BB		3	0	1	0	1	2	1				
23 David Freese, R OBP: 0.396, SLG: 0.495	F9			P4		BB		G5-3		3	0	0	0	1	0	2				
4 Yadier Molina, R OBP: 0.375, SLG: 0.424	BB			F8		G4-6-3		K		3	0	0	0	1	1	2				
15 Jon Jay, L OBP: 0.333, SLG: 0.400	F7			K		G1-6-3		K		2	0	0	0	0	1	1				
22 Joe Mather, R OBP: 0.200, SLG: 0.241				K				K		2	0	0	0	0	1	1				
54 Jaime Garcia, L OBP: 0.154, SLG: 0.083			G4-3					HBP		2	0	0	0	0	1	0				
46 Kyle McClellan, R OBP: 0.355, SLG: 0.478								1B		0	0	0	0	0	0	0				
7 Matt Holliday, R OBP: 0.355, SLG: 0.478										1	0	1	0	0	0	0				
27 Tyler Greene, R OBP: 0.214, SLG: 0.429										0	0	0	0	0	0	0				
13 Brendan Ryan, R OBP: 0.270, SLG: 0.247			G1-3					B3		3	0	0	0	0	0	1				
36 Dennys Reyes, R OBP: 0.214, SLG: 0.429										0	0	0	0	0	0	0				
41 Mitchell Boggs, R OBP: 0.214, SLG: 0.429										0	0	0	0	0	0	0				
Inning Stats	R: 0 H: 0 E: 0 K: 0 S: 5	H: 0 LOB: 0 BB: 0 P: 8	R: 0 H: 0 E: 0 K: 1 S: 9	H: 0 LOB: 1 BB: 1 P: 17	R: 0 H: 0 E: 0 K: 0 S: 6	H: 0 LOB: 0 BB: 0 P: 9	R: 0 H: 1 E: 0 K: 1 S: 8	H: 1 LOB: 1 BB: 0 P: 13	R: 0 H: 2 E: 0 K: 0 S: 7	H: 2 LOB: 2 BB: 1 P: 14	R: 0 H: 0 E: 0 K: 0 S: 5	H: 0 LOB: 0 BB: 1 P: 12	R: 0 H: 1 E: 0 K: 2 S: 14	H: 1 LOB: 2 BB: 0 P: 19	R: 0 H: 0 E: 0 K: 2 S: 14	H: 0 LOB: 1 BB: 1 P: 21	1B: 2 2B: 2 3B: 0 HR: 0	SF: 0 SAC: 0 DP: 1 HBP: 1	WP: 0 PB: 0 SB: 0 CS: 0	PA: 34
PITCHER	IP WLS BF H R ER SO BB IBB HBP BLK WP HR S P ERA WHIP	IP WLS BF H R ER SO BB IBB HBP BLK WP HR S P ERA WHIP	IP WLS BF H R ER SO BB IBB HBP BLK WP HR S P ERA WHIP	IP WLS BF H R ER SO BB IBB HBP BLK WP HR S P ERA WHIP	IP WLS BF H R ER SO BB IBB HBP BLK WP HR S P ERA WHIP	IP WLS BF H R ER SO BB IBB HBP BLK WP HR S P ERA WHIP	IP WLS BF H R ER SO BB IBB HBP BLK WP HR S P ERA WHIP	IP WLS BF H R ER SO BB IBB HBP BLK WP HR S P ERA WHIP	IP WLS BF H R ER SO BB IBB HBP BLK WP HR S P ERA WHIP	IP WLS BF H R ER SO BB IBB HBP BLK WP HR S P ERA WHIP	IP WLS BF H R ER SO BB IBB HBP BLK WP HR S P ERA WHIP	IP WLS BF H R ER SO BB IBB HBP BLK WP HR S P ERA WHIP	IP WLS BF H R ER SO BB IBB HBP BLK WP HR S P ERA WHIP	IP WLS BF H R ER SO BB IBB HBP BLK WP HR S P ERA WHIP	IP WLS BF H R ER SO BB IBB HBP BLK WP HR S P ERA WHIP	IP WLS BF H R ER SO BB IBB HBP BLK WP HR S P ERA WHIP	IP WLS BF H R ER SO BB IBB HBP BLK WP HR S P ERA WHIP			
27 Jeff Karstens, R ERA: 4.08	6.0	W	22	3	0	0	4	1	1	0	0	0	0	0	0	0	0.00	0.667		
77 D.J. Carrasco, R ERA: 4.15	0.2	H	2	0	0	0	0	1	0	0	0	0	0	0	0	2	6	0.00	1.500	
43 Jack Taschner, L ERA: 4.3	0.1	H	1	0	0	0	0	0	0	0	0	0	0	0	3	6	0.00	0.000		
52 Joel Hanrahan, R ERA: 6.97	1.0	H	5	1	0	0	2	0	0	1	0	0	0	0	14	19	0.00	1.000		
29 Octavio Dotel, R ERA: 8.03	1.0	S	4	0	0	0	2	1	0	0	0	0	0	0	14	21	0.00	1.000		

Batter	1	2	3	4	5	6	7	8	9	AB	R	H	RBI	BB	SO	LOB	BOTTOM	
2 Bobby Crosby, R OBP: 0.367, SLG: 0.381	F8	FC6-4			K		G5-3			4	0	0	0	0	1	3	St. Louis Cardinals @ Pittsburgh Pirates PNC Park, Pittsburgh, PA Sat May 08 2010, 7:06 PM - 9:46 PM EDT Att: 25,047 - Overcast - 49 F	
15 Andy LaRoche, R OBP: 0.389, SLG: 0.440	P6		K		K		F8			4	0	0	0	0	2	1		
22 Andrew McCutchen, R OBP: 0.381, SLG: 0.513	2B		G6-3		2B		46 CS			3	0	2	0	1	0	0		
46 Garrett Jones, L OBP: 0.362, SLG: 0.419	G1-3		K		K2-3		CS	G4-3		4	0	0	0	0	2	3		
85 Lastings Milledge, R OBP: 0.304, SLG: 0.320	K2-3		G4-3		G4-3		G4-3	51 S		3	1	0	0	1	1	0		
51 Steve Pearce, R OBP: 0.222, SLG: 0.125	1B		BB		G5-3		G5-3	BB		3	1	1	0	1	0	1		
35 Jason Jaramillo, S OBP: 0.308, SLG: 0.440	1B		F9		1B		1B	1B		4	0	3	1	0	0	1		
5 Ronny Cedeno, R OBP: 0.260, SLG: 0.330	1B		G6-3		1B		1B	K		4	0	2	1	0	1	2		
27 Jeff Karstens, R ERA: 4.08	FC5-6		FC5-6		BB		K			1	0	0	0	1	0	2		
6 Jeff Clement, L ERA: 2.7	FC5-6		FC6-4		BB		K			1	0	0	0	0	1	2		
Inning Stats	R: 1 H: 3 E: 0 K: 1 S: 15	H: 3 LOB: 2 BB: 0 P: 21	R: 0 H: 0 E: 0 K: 2 S: 9	H: 0 LOB: 0 BB: 0 P: 13	R: 0 H: 0 E: 0 K: 0 S: 11	H: 0 LOB: 1 BB: 1 P: 18	R: 0 H: 1 E: 0 K: 3 S: 14	H: 1 LOB: 2 BB: 1 P: 21	R: 0 H: 2 E: 0 K: 1 S: 12	H: 2 LOB: 0 BB: 0 P: 23	R: 0 H: 0 E: 0 K: 0 S: 7	H: 0 LOB: 0 BB: 1 P: 14	R: 1 H: 1 E: 0 K: 1 S: 13	H: 1 LOB: 1 BB: 1 P: 22	1B: 6 2B: 2 3B: 0 HR: 0	SF: 0 SAC: 0 DP: 0 HBP: 0	WP: 0 PB: 0 SB: 1 CS: 1	PA: 36
PITCHER	IP WLS BF H R ER SO BB IBB HBP BLK WP HR S P ERA WHIP	IP WLS BF H R ER SO BB IBB HBP BLK WP HR S P ERA WHIP	IP WLS BF H R ER SO BB IBB HBP BLK WP HR S P ERA WHIP	IP WLS BF H R ER SO BB IBB HBP BLK WP HR S P ERA WHIP	IP WLS BF H R ER SO BB IBB HBP BLK WP HR S P ERA WHIP	IP WLS BF H R ER SO BB IBB HBP BLK WP HR S P ERA WHIP	IP WLS BF H R ER SO BB IBB HBP BLK WP HR S P ERA WHIP	IP WLS BF H R ER SO BB IBB HBP BLK WP HR S P ERA WHIP	IP WLS BF H R ER SO BB IBB HBP BLK WP HR S P ERA WHIP	IP WLS BF H R ER SO BB IBB HBP BLK WP HR S P ERA WHIP	IP WLS BF H R ER SO BB IBB HBP BLK WP HR S P ERA WHIP	IP WLS BF H R ER SO BB IBB HBP BLK WP HR S P ERA WHIP	IP WLS BF H R ER SO BB IBB HBP BLK WP HR S P ERA WHIP	IP WLS BF H R ER SO BB IBB HBP BLK WP HR S P ERA WHIP	IP WLS BF H R ER SO BB IBB HBP BLK WP HR S P ERA WHIP	IP WLS BF H R ER SO BB IBB HBP BLK WP HR S P ERA WHIP		
54 Jaime Garcia, L ERA: 1.18	6.0	L	27	7	1	1	7	2	0	0	0	0	0	0	0	0	1.50	1.500
46 Kyle McClellan, R ERA: 2.7	1.0		3	0	0	0	0	1	0	0	0	0	0	0	7	14	0.00	1.000
36 Dennys Reyes, L ERA: 1.04	0.1		1	0	0	0	0	0	0	0	0	0	0	2	2	0.00	0.000	
41 Mitchell Boggs, R ERA: 4.5	0.2		4	1	1	1	1	1	0	0	0	0	0	11	20	13.50	3.000	

AB 29
R 0
H 4
RBI 0
BB 4
SO 8
LOB 11



Batter	1	2	3	4	5	6	7	8	9	AB	R	H	RBI	BB	SO	LOB	TOP										
22 Joe Mather, R OBP: 0.222, SLG: 0.257 (6, 7)	G6-3		23 BB 47 1B 2H	G6-3		F8		G6-3	G6-3	6	2	2	1	0	0	4	St. Louis Cardinals @ Pittsburgh Pirates PNC Park, Pittsburgh, PA Sun May 09 2010, 1:36 PM - 4:40 PM EDT Att: 17,342 - Partly Cloudy - 47 F livebaseballscorecards.com										
47 Ryan Ludwick, R OBP: 0.346, SLG: 0.433 (6, 9)	F9		4 BB 23 BB	G5-3		F9		F9	F7	6	2	2	1	0	0	1											
21 Jason LaRue, R OBP: 0.167, SLG: 0.182 (9, 2)			4 BB 34 2B	G5-3		G5-3		G5-3	F7	0	0	0	0	0	0	0											
5 Albert Pujols, R OBP: 0.415, SLG: 0.570 15 Jon Jay, L OBP: 0.333, SLG: 0.400 (9, 9)			23 BB G5-3	IBB		IBB		IBB	E5	3	1	1	0	3	1	2											
23 David Freese, R OBP: 0.393, SLG: 0.476 (1, 5)	K		4 BB 34 2B	G5-3		G5-3		F7	FC4-6	4	2	0	1	2	1	4											
4 Yadier Molina, R OBP: 0.376, SLG: 0.417 (9, 3)	G5-3		34 2B BB	F7		F7		G6-3	G6-3	4	1	1	3	1	0	2											
34 Nick Swaminathan, R OBP: 0.375, SLG: 0.667 28 Colby Rasmus, L OBP: 0.430, SLG: 0.598 (6, PH)	G6-3		2B	F8		F8		G3	G3	3	0	1	2	0	0	0											
13 Brendan Ryan, R OBP: 0.247, SLG: 0.247 (1, 6)	G5-3		BB	G6-3		G6-3		F9	F9	4	0	1	1	1	0	0											
50 Adam Wainwright, R OBP: 0.217, SLG: 0.200 46 Kyle McClellan, R OBP: 1.000, SLG: 1.000 53 Blake Hawksworth, R (8, 1)	G5-3		L3	G6-3		G6-3		G6-3	G6-3	3	0	0	0	1	0	3											
27 Tyler Greene, R OBP: 0.263, SLG: 0.444 (1, 4)			22 1B 2B	E5		E5		P6	P6	4	2	1	1	0	0	1											
Inning Stats	R: 0 H: 1 E: 0 K: 1 S: 11	H: 1 LOB: 1 BB: 0 P: 18	R: 0 H: 0 E: 0 K: 0 S: 6	H: 0 LOB: 0 BB: 0 P: 11	R: 4 H: 4 E: 0 K: 1 S: 28	H: 4 LOB: 3 BB: 3 P: 54	R: 2 H: 1 E: 1 K: 0 S: 12	H: 1 LOB: 1 BB: 1 P: 22	R: 0 H: 0 E: 0 K: 0 S: 6	H: 0 LOB: 0 BB: 0 P: 10	R: 5 H: 4 E: 0 K: 0 S: 16	H: 4 LOB: 3 BB: 3 P: 41	R: 0 H: 0 E: 0 K: 0 S: 8	H: 0 LOB: 1 BB: 1 P: 17	R: 0 H: 1 E: 0 K: 0 S: 11	H: 1 LOB: 1 BB: 0 P: 18	R: 0 H: 0 E: 1 K: 0 S: 10	H: 0 LOB: 1 BB: 1 P: 14	1B: 8 2B: 2 3B: 1 HR: 0	SF: 0 SAC: 0 DP: 0 HBP: 1	WP: 1 PB: 0 SB: 1 CS: 0	PA: 49					
PITCHER	IP	WLS	BF	H	R	ER	SO	BB	IBB	HBP	BLK	WP	HR	S	P	ERA	WHIP										
28 Paul Maholm, L ERA: 4.61 50 Brian Bass, R ERA: 12.79 77 D.J. Carrasco, R ERA: 3.91 43 Jack Taschner, L ERA: 4.02 48 Javier López, L ERA: 3.0	3.1	L	20	6	6	4	2	3	0	0	0	0	0	53	95	10.80	2.700										
	2.1		15	4	5	5	0	2	2	0	0	1	0	25	58	19.29	2.571										
	1.1		6	0	0	0	0	1	0	1	0	0	0	9	20	0.00	0.750										
	1.0		4	1	0	0	0	0	0	0	0	0	0	11	18	0.00	1.000										
	1.0		4	0	0	0	0	0	0	0	0	0	0	10	14	0.00	0.000										

Batter	1	2	3	4	5	6	7	8	9	AB	R	H	RBI	BB	SO	LOB	BOTTOM										
3 Akinori Iwamura, L OBP: 0.290, SLG: 0.271 (1, 4)	F7		22 2B 46 1B	K		K		G5-3	FC4-6	4	1	0	0	1	1	2	St. Louis Cardinals @ Pittsburgh Pirates PNC Park, Pittsburgh, PA Sun May 09 2010, 1:36 PM - 4:40 PM EDT Att: 17,342 - Partly Cloudy - 47 F livebaseballscorecards.com										
15 Andy LaRoche, R OBP: 0.384, SLG: 0.432 (1, 5)	G4-3		BB	K		K		F8	F8	4	0	1	0	0	1	1											
22 Andrew McCutchen, R OBP: 0.385, SLG: 0.517 (1, 8)	K		46 1B 2B	K		K		K	K	3	1	1	0	1	2	0											
46 Garrett Jones, L OBP: 0.359, SLG: 0.413 (1, 9)	F7		41 FC3-6 1B	K		K		G6-3	G6-3	4	0	1	2	0	1	2											
41 Ryan Doumit, S OBP: 0.355, SLG: 0.448 (1, 2)	85 G4-6-3 1B		46 1B 2B	FC3-6 85 1B		K		P5	P5	4	0	1	0	0	0	3											
85 Lastings Milledge, R OBP: 0.362, SLG: 0.318 (1, 7)	G4-6-3		1B	K		K		E6	E6	4	1	1	0	0	1	3											
6 Jeff Clement, L OBP: 0.233, SLG: 0.316 (1, 3)	G4-3		K	K		K		G6-3	G6-3	4	1	1	0	0	1	2											
5 Ronny Cedeno, R OBP: 0.260, SLG: 0.327 (1, 6)	F8		P2	K		K		G3	G3	4	0	1	1	0	0	0											
28 Paul Maholm, L 50 Brian Bass, R 77 D.J. Carrasco, R 51 Steve Pearce, R 43 Jack Taschner, L 48 Javier López, L 24 Delwyn Young, S OBP: 0.333, SLG: 0.346 (1, 1) (4, 1) (8, 1) (7, PH) (8, 1) (9, PH) (9, PH)	K		G1-3	K		K		K	K	1	0	0	0	0	0	0											
Inning Stats	R: 0 H: 0 E: 0 K: 1 S: 9	H: 0 LOB: 0 BB: 0 P: 11	R: 0 H: 1 E: 0 K: 0 S: 6	H: 1 LOB: 0 BB: 0 P: 12	R: 0 H: 0 E: 0 K: 1 S: 8	H: 0 LOB: 0 BB: 0 P: 12	R: 2 H: 3 E: 0 K: 2 S: 16	H: 3 LOB: 2 BB: 1 P: 28	R: 0 H: 0 E: 0 K: 1 S: 11	H: 0 LOB: 0 BB: 0 P: 15	R: 0 H: 1 E: 0 K: 2 S: 13	H: 1 LOB: 2 BB: 1 P: 22	R: 0 H: 0 E: 0 K: 1 S: 6	H: 0 LOB: 0 BB: 0 P: 9	R: 0 H: 0 E: 0 K: 1 S: 5	H: 0 LOB: 0 BB: 0 P: 7		R: 2 H: 3 E: 1 K: 0 S: 12	H: 3 LOB: 2 BB: 0 P: 16	1B: 7 2B: 1 3B: 0 HR: 0	SF: 0 SAC: 0 DP: 1 HBP: 0	WP: 0 PB: 0 SB: 0 CS: 0	PA: 37				
PITCHER	IP	WLS	BF	H	R	ER	SO	BB	IBB	HBP	BLK	WP	HR	S	P	ERA	WHIP										
50 Adam Wainwright, R ERA: 2.08 46 Kyle McClellan, R ERA: 2.51 53 Blake Hawksworth, R ERA: 2.57	6.0	W	24	5	2	2	7	2	0	0	0	0	0	63	100	3.00	1.167										
	1.0		3	0	0	0	1	0	0	0	0	0	0	6	9	0.00	0.000										
	2.0		10	3	2	0	1	0	0	0	0	0	0	17	23	0.00	1.500										

St. Louis Cardinals @ Pittsburgh Pirates
 PNC Park, Pittsburgh, PA
 Sun May 09 2010, 1:36 PM - 4:40 PM EDT
 Att: 17,342 - Partly Cloudy - 47 F

AB 40
 R 11
 H 11
 RBI 11
 BB 8
 SO 2
 LOB 17



St. Louis Cardinals @ Pittsburgh Pirates
 PNC Park, Pittsburgh, PA
 Sun May 09 2010, 1:36 PM - 4:40 PM EDT
 Att: 17,342 - Partly Cloudy - 47 F

AB 35
 R 4
 H 8
 RBI 4
 SO 9
 LOB 13



Batter	1	2	3	4	5	6	7	8	9	AB	R	H	RBI	BB	SO	LOB	TOP										
2 Orlando Cabrera, R OBP: 0.303, SLG: 0.378	G6-3			G6-3			G4-3			4	0	1	0	1	0	3	Cincinnati Reds @ Pittsburgh Pirates PNC Park, Pittsburgh, PA Mon May 10 2010, 7:08 PM - 9:55 PM EDT Att: 9,045 - Clear - 56 F										
4 Brandon Phillips, R OBP: 0.314, SLG: 0.416	F9		K				G1-3			4	0	0	0	0	1	2											
19 Joey Votto, L OBP: 0.413, SLG: 0.548	F8		G4-3				G6-3			4	1	0	0	0	0	2											
27 Scott Rolen, R OBP: 0.327, SLG: 0.500		2B		P4			G2-3			4	0	2	1	0	0	0											
32 Jay Bruce, L OBP: 0.344, SLG: 0.454	K						K			4	1	1	0	0	2	2											
17 Laynce Nix, L OBP: 0.233, SLG: 0.325	K			E2			G6-3			4	0	1	1	0	1	2											
6 Drew Stubbs, R OBP: 0.276, SLG: 0.287	F8									3	0	1	0	1	0	1											
29 Ryan Hanigan, R OBP: 0.509, SLG: 0.609							FC6-4			2	0	0	0	2	0	1											
61 Bronson Arroyo, R OBP: 0.063, SLG: 0.063							FC6-4			2	0	0	0	0	0	3											
53 Arthur Rhodes, L ERA: 2.57							G1-3			0	0	0	0	0	0	0											
31 Jonny Gomes, R OBP: 0.297, SLG: 0.440										1	0	1	0	0	0	0											
48 Francisco Cordero, R ERA: 6.35										0	0	0	0	0	0	0											
										0	0	0	0	0	0	0											
Inning Stats	R: 0 E: 0 K: 0 S: 9	H: 0 LOB: 0 BB: 0 P: 13	R: 0 E: 0 K: 2 S: 11	H: 1 LOB: 1 BB: 0 P: 17	R: 0 E: 0 K: 1 S: 16	H: 0 LOB: 2 BB: 2 P: 29	R: 1 E: 1 K: 0 S: 12	H: 2 LOB: 3 BB: 2 P: 25	R: 0 E: 0 K: 1 S: 10	H: 0 LOB: 0 BB: 0 P: 15	R: 0 E: 0 K: 1 S: 10	H: 1 LOB: 1 BB: 0 P: 10	R: 0 E: 0 K: 0 S: 6	H: 0 LOB: 0 BB: 0 P: 7	R: 1 E: 1 K: 0 S: 8	H: 1 LOB: 2 BB: 0 P: 9	R: 0 E: 0 K: 0 S: 10	H: 2 LOB: 2 BB: 0 P: 18	1B: 3 2B: 4 3B: 0 HR: 0	SF: 0 SAC: 1 DP: 1 HBP: 0	WP: 0 PB: 0 SB: 0 CS: 0	PA: 37					
PITCHER	IP	WLS	BF	H	R	ER	SO	BB	IBB	HBP	BLK	WP	HR	S	P	ERA	WHIP										
49 Ross Ohlendorf, R ERA: 3.0	4.0	L	19	3	1	1	3	4	0	0	0	0	0	48	84	2.25	1.750										
48 Javier López, L ERA: 2.57	2.0		7	1	0	0	1	0	0	0	0	0	0	20	28	0.00	0.500										
47 Evan Meek, R ERA: 0.86	2.0		7	1	1	0	0	0	0	0	0	0	0	14	16	0.00	0.500										
Joel Hanrahan, R ERA: 6.35	1.0		4	2	0	0	0	0	0	0	0	0	0	10	18	0.00	2.000										

AB	32
R	2
H	7
RBI	2
BB	4
SO	4
LOB	16



Batter	1	2	3	4	5	6	7	8	9	AB	R	H	RBI	BB	SO	LOB	BOTTOM										
3 Akinori Iwamura, L OBP: 0.283, SLG: 0.264	G6-3			G4-3			F7			3	0	0	0	0	0	0	Cincinnati Reds @ Pittsburgh Pirates PNC Park, Pittsburgh, PA Mon May 10 2010, 7:08 PM - 9:55 PM EDT Att: 9,045 - Clear - 56 F										
15 Andy LaRoche, R OBP: 0.378, SLG: 0.424	F7						F9			4	0	1	0	0	0	1											
22 Andrew McCutchen, R OBP: 0.381, SLG: 0.504	G5-3						F9			3	0	0	0	1	1	1											
46 Garrett Jones, L OBP: 0.348, SLG: 0.398	F8			F8			F9			4	0	0	0	0	0	2											
41 Ryan Doumit, S OBP: 0.351, SLG: 0.434	L9			P5			G4-3			3	0	0	0	1	0	2											
85 Lastings Milledge, R OBP: 0.308, SLG: 0.318	G5-3									3	0	1	0	1	1	0											
6 Jeff Clement, L OBP: 0.233, SLG: 0.313	G4-3									4	0	1	0	0	0	3											
5 Ronny Cedeno, R OBP: 0.259, SLG: 0.352	F8						P4			4	1	1	1	0	0	3											
49 Ross Ohlendorf, R ERA: 3.0										1	0	0	0	0	1	0											
48 Javier López, L ERA: 2.57										1	0	0	0	0	0	1											
47 Evan Meek, R ERA: 0.86										0	0	0	0	0	0	0											
24 Delwyn Young, S OBP: 0.327, SLG: 0.400										1	0	1	0	0	0	0											
Joel Hanrahan, R ERA: 6.35										0	0	0	0	0	0	0											
Inning Stats	R: 0 E: 0 K: 0 S: 10	H: 0 LOB: 0 BB: 0 P: 13	R: 0 E: 0 K: 0 S: 13	H: 0 LOB: 0 BB: 0 P: 19	R: 0 E: 0 K: 1 S: 7	H: 0 LOB: 0 BB: 0 P: 10	R: 0 E: 0 K: 0 S: 10	H: 1 LOB: 2 BB: 1 P: 16	R: 0 E: 0 K: 1 S: 9	H: 1 LOB: 1 BB: 0 P: 11	R: 0 E: 0 K: 0 S: 6	H: 0 LOB: 0 BB: 0 P: 12	R: 0 E: 0 K: 0 S: 8	H: 1 LOB: 1 BB: 0 P: 10	R: 1 E: 0 K: 1 S: 18	H: 2 LOB: 1 BB: 0 P: 24	R: 0 E: 0 K: 0 S: 9	H: 0 LOB: 2 BB: 2 P: 18	1B: 4 2B: 0 3B: 0 HR: 1	SF: 0 SAC: 1 DP: 0 HBP: 0	WP: 0 PB: 0 SB: 0 CS: 0	PA: 35					
PITCHER	IP	WLS	BF	H	R	ER	SO	BB	IBB	HBP	BLK	WP	HR	S	P	ERA	WHIP										
61 Bronson Arroyo, R ERA: 5.38	7.0	W	27	5	1	1	2	1	0	0	0	0	0	103	103	1.29	0.857										
53 Arthur Rhodes, L ERA: 0.69	1.0	H	3	0	0	0	1	0	0	0	0	0	0	9	12	0.00	0.000										
48 Francisco Cordero, R ERA: 2.95	1.0	S	5	0	0	0	0	2	0	0	0	0	0	9	18	0.00	2.000										



Batter	1	2	3	4	5	6	7	8	9	AB R H RBI BB SO LOB	TOP												
2 Orlando Cabrera, R OBP: 0.299, SLG: 0.371										5 0 1 1 0 1 1	<p>Cincinnati Reds @ Pittsburgh Pirates PNC Park, Pittsburgh, PA Wed May 12 2010, 12:36 PM - 2:54 PM EDT Att: 20,064 - Cloudy - 56 F</p>												
4 Brandon Phillips, R OBP: 0.329, SLG: 0.456										4 1 2 0 0 0 1													
19 Joey Votto, L OBP: 0.408, SLG: 0.569										4 1 1 2 0 0 1													
27 Scott Rolen, R OBP: 0.339, SLG: 0.505										4 0 1 0 0 1 0													
31 Jonny Gomes, R OBP: 0.290, SLG: 0.424										3 0 1 0 1 2 1													
28 Chris Heisey, R OBP: 0.333, SLG: 0.545										0 0 0 0 0 0 0													
32 Jay Bruce, L OBP: 0.351, SLG: 0.466										3 0 0 0 1 1 1													
6 Drew Stubbs, R OBP: 0.283, SLG: 0.321										4 2 2 1 0 1 2													
29 Ryan Hanigan, R OBP: 0.492, SLG: 0.600										4 1 1 1 0 0 0													
34 Homer Bailey, R OBP: 0.333, SLG: 0.273										3 0 1 0 0 2 0													
Inning Stats	R: 2 E: 0 K: 0 S: 11	H: 2 LOB: 1 BB: 1 P: 22	R: 2 E: 0 K: 0 S: 10	H: 3 LOB: 0 BB: 0 P: 17	R: 0 E: 0 K: 1 S: 10	H: 0 LOB: 0 BB: 0 P: 14	R: 1 E: 0 K: 0 S: 12	H: 2 LOB: 1 BB: 0 P: 21	R: 0 E: 0 K: 1 S: 8	H: 2 LOB: 1 BB: 0 P: 13	R: 0 E: 0 K: 1 S: 10	H: 0 LOB: 0 BB: 0 P: 16	R: 0 E: 0 K: 2 S: 9	H: 0 LOB: 0 BB: 0 P: 11	R: 0 E: 0 K: 2 S: 12	H: 1 LOB: 2 BB: 1 P: 23	R: 0 E: 0 K: 1 S: 7	H: 0 LOB: 0 BB: 0 P: 13	1B: 5 2B: 3 3B: 0 HR: 2	SF: 0 SAC: 1 DP: 1 HBP: 0	WP: 0 PB: 0 SB: 0 CS: 1	PA: 37	
PITCHER	IP WLS BF H R ER SO BB IBB HBP BLK WP HR S P ERA WHIP											PITCHER	IP WLS BF H R ER SO BB IBB HBP BLK WP HR S P ERA WHIP										
57 Zach Duke, L ERA: 5.56	(1, 1) 5.0 L 23 9 5 5 2 1 0 0 0 0 0 2 51 87 9.00 2.000																						
48 Javier López, L ERA: 2.4	(6, 1) 1.0 3 0 0 0 1 0 0 0 0 0 0 0 10 16 0.00 0.000																						
47 Evan Meek, R ERA: 0.82	(7, 1) 1.0 3 0 0 0 2 0 0 0 0 0 0 0 9 11 0.00 0.000																						
Joel Hanrahan, R ERA: 5.84	(8, 1) 1.0 5 1 0 0 2 1 0 0 0 0 0 0 12 23 0.00 2.000																						
29 Octavio Dotel, R ERA: 7.43	(9, 1) 1.0 3 0 0 0 1 0 0 0 0 0 0 0 7 13 0.00 0.000																						

Batter	1	2	3	4	5	6	7	8	9	AB R H RBI BB SO LOB	BOTTOM													
3 Akinori Iwamura, L OBP: 0.267, SLG: 0.246										4 0 0 0 0 1 0	<p>Cincinnati Reds @ Pittsburgh Pirates PNC Park, Pittsburgh, PA Wed May 12 2010, 12:36 PM - 2:54 PM EDT Att: 20,064 - Cloudy - 56 F</p>													
2 Bobby Crosby, R OBP: 0.340, SLG: 0.348										4 0 0 0 0 0 0														
22 Andrew McCutchen, R OBP: 0.364, SLG: 0.491										3 0 0 0 0 1 0														
46 Garrett Jones, L OBP: 0.348, SLG: 0.403										3 0 2 0 0 0 0														
51 Steve Pearce, R OBP: 0.214, SLG: 0.154										3 0 1 0 0 0 1														
85 Latynus Milledge, R OBP: 0.362, SLG: 0.310										3 0 1 0 0 1 2														
15 Andy LaRoche, R OBP: 0.358, SLG: 0.398										3 0 0 0 0 0 3														
35 Jason Jaramillo, S OBP: 0.276, SLG: 0.393										3 0 0 0 0 1 1														
57 Zach Duke, L ERA: 5.56	(1, 1) 9.0 W 29 4 0 0 6 0 0 0 0 0 0 0 73 90 0.00 0.444																							
48 Javier López, L ERA: 2.4	(6, 1) 1.0 W 3 0 0 0 1 0 0 0 0 0 0 0 10 16 0.00 0.000																							
47 Evan Meek, R ERA: 0.82	(7, 1) 1.0 W 3 0 0 0 2 0 0 0 0 0 0 0 9 11 0.00 0.000																							
Joel Hanrahan, R ERA: 5.84	(8, 1) 1.0 W 5 1 0 0 2 1 0 0 0 0 0 0 12 23 0.00 2.000																							
29 Octavio Dotel, R ERA: 7.43	(9, 1) 1.0 W 3 0 0 0 1 0 0 0 0 0 0 0 7 13 0.00 0.000																							
Inning Stats	R: 0 E: 0 K: 0 S: 6	H: 0 LOB: 0 BB: 0 P: 7	R: 0 E: 0 K: 1 S: 13	H: 2 LOB: 1 BB: 0 P: 13	R: 0 E: 0 K: 3 S: 13	H: 0 LOB: 0 BB: 0 P: 16	R: 0 E: 0 K: 0 S: 6	H: 1 LOB: 1 BB: 0 P: 9	R: 0 E: 0 K: 0 S: 6	H: 0 LOB: 0 BB: 0 P: 6	R: 0 E: 0 K: 0 S: 6	H: 0 LOB: 0 BB: 0 P: 9	R: 0 E: 0 K: 1 S: 6	H: 0 LOB: 0 BB: 0 P: 10	R: 0 E: 0 K: 0 S: 9	H: 1 LOB: 0 BB: 0 P: 10	R: 0 E: 0 K: 1 S: 8	H: 0 LOB: 0 BB: 0 P: 10	1B: 3 2B: 1 3B: 0 HR: 0	SF: 0 SAC: 0 DP: 2 HBP: 0	WP: 0 PB: 0 SB: 0 CS: 0	PA: 29		
PITCHER	IP WLS BF H R ER SO BB IBB HBP BLK WP HR S P ERA WHIP											PITCHER	IP WLS BF H R ER SO BB IBB HBP BLK WP HR S P ERA WHIP											
34 Homer Bailey, R ERA: 5.66	(1, 1) 9.0 W 29 4 0 0 6 0 0 0 0 0 0 0 73 90 0.00 0.444																							

AB	34
R	5
H	10
RBI	5
BB	2
SO	8
LOB	7



Batter	1	2	3	4	5	6	7	8	9	AB	R	H	RBI	BB	SO	LOB	TOP	
3 Akinori Iwamura, L (1,4) OBP: 0.255, SLG: 0.234	F8	F9	K	K	G3	K	K	G3	G3	6	0	0	0	0	2	4		
15 Andy LaRoche, R (1,5) OBP: 0.357, SLG: 0.398	22 1B	K	K	FC5-4 22 1B	G1-3	G1-3	G1-3	22 1B 46 HR HBP	G5-3	5	2	1	0	0	1	1		
22 Andrew McCutchen, R (1,8) OBP: 0.390, SLG: 0.522	41 BB 85 BB 46 1B	K	K	46 1B	46 1B	46 2B	46 2B	46 HR	HR	5	5	5	2	1	0	0		
46 Garrett Jones, L (1,9) OBP: 0.367, SLG: 0.456	85 BB 41 BB 51 SF7	K	K	41 1B	K	K	K	HR	1B	6	2	5	5	0	1	2		
41 Ryan Doumit, S (1,2) OBP: 0.350, SLG: 0.430	85 BB	BB	BB	85 BB	G6-3	L5	L5	85 1B 5	F9	5	0	2	0	1	0	2		
85 Latynus Milledge, R (1,7) OBP: 0.313, SLG: 0.311	BB	BB	K	K	F7	F7	F7	5 FC5-2-5-1-6	1B	3	0	1	1	2	1	2		
51 Steve Pearce, R (1,3) ERA: 3.6 57 Zach Duke, L (1,4) 77 D.J. Carrasco, R (6,1) 2 Boggy Gonzalez, R (6,PH) 47 Evan Meek, R (6,1) 19 Ryan Church, L (8,PH) Joel Hanrahan, R (8,1) 29 Octavio Dotel, R (9,1)	SF7	BB	K	P3	K	K	K	P5	P5	1	0	0	1	1	0	2		
5 Ronny Cedeno, R (1,6) OBP: 0.267, SLG: 0.342	K	K	K	K	K	K	K	FC5-2-5-1-6	K	4	0	0	0	1	3	6		
71 Brian Burres, L (1,1) OBP: 0.125, SLG: 0.125	K	K	K	K	K	K	K	K	K	2	0	1	0	0	1	0		
6 Jeff Clement, L (5,PH) OBP: 0.232, SLG: 0.307	K	K	K	15 FC5-4	1B	1B	1B	K	K	3	0	1	1	0	2	2		
Inning Stats	R: 3 H: 3 E: 0 K: 1 S: 15	H: 3 R: 1 ER: 0 LOB: 2 BB: 2 P: 28	R: 0 H: 0 E: 0 K: 2 S: 11	H: 0 R: 1 ER: 0 LOB: 2 BB: 0 P: 16	R: 1 H: 3 E: 0 K: 2 S: 12	H: 3 R: 1 ER: 0 LOB: 2 BB: 0 P: 20	R: 0 H: 2 E: 0 K: 2 S: 17	H: 1 R: 1 ER: 0 LOB: 3 BB: 2 P: 24	R: 1 H: 1 E: 0 K: 1 S: 15	H: 1 R: 1 ER: 0 LOB: 2 BB: 0 P: 30	R: 0 H: 0 E: 0 K: 3 S: 9	H: 0 R: 0 ER: 0 LOB: 0 BB: 0 P: 13	R: 3 H: 4 E: 0 K: 1 S: 19	H: 4 R: 1 ER: 1 LOB: 2 BB: 0 P: 35	R: 1 H: 2 E: 0 K: 0 S: 11	H: 2 R: 2 ER: 3 LOB: 0 BB: 0 P: 17	1B: 11 RBI: 10 SF: 1 2B: 3 3B: 0 HR: 2 HBP: 1	WP: 0 PA: 50 ERA: 9.00 WHIP: 2.000
PITCHER	IP: 5.0 WLS: 0.1 BF: 28 H: 9 R: 5 ER: 5 SO: 7 BB: 4 IBB: 0 HBP: 0 BLK: 0 WP: 0 HR: 0 S: 67 P: 113 ERA: 9.00 WHIP: 2.600	IP: 0.1 WLS: 0.2 BF: 3 H: 1 R: 1 ER: 0 SO: 1 BB: 1 IBB: 0 HBP: 0 BLK: 0 WP: 0 HR: 0 S: 9 P: 13 ERA: 0.00 WHIP: 0.000	IP: 0.1 WLS: 0.2 BF: 3 H: 0 R: 0 ER: 0 SO: 1 BB: 1 IBB: 0 HBP: 0 BLK: 0 WP: 0 HR: 0 S: 9 P: 13 ERA: 0.00 WHIP: 0.000	IP: 1.0 WLS: 1.0 BF: 8 H: 4 R: 3 ER: 3 SO: 1 BB: 0 IBB: 0 HBP: 1 BLK: 0 WP: 1 HR: 19 S: 35 P: 27.00 ERA: 4.000	IP: 1.0 WLS: 0.0 BF: 5 H: 2 R: 1 ER: 1 SO: 0 BB: 0 IBB: 0 HBP: 0 BLK: 0 WP: 0 HR: 1 S: 11 P: 17 ERA: 9.00 WHIP: 2.000													

Pittsburgh Pirates @ Chicago Cubs
Wrigley Field, Chicago, IL
Fri May 14 2010, 1:22 PM - 4:46 PM CDT
Att: 39,082 - Sunny - 64 F

AB 42
R 10
H 16
RBI 10
BB 6
SO 12
LOB 25



Batter	1	2	3	4	5	6	7	8	9	AB	R	H	RBI	BB	SO	LOB	BOTTOM	
2 Ryan Theriot, R (1,4) OBP: 0.348, SLG: 0.360	G5-3	G6-3	L4	K	K	K	K	K	K	4	0	0	0	0	1	3		
43 John Grabow, L (7,1)	G5-3	G6-3	L4	K	K	K	K	K	K	0	0	0	0	0	0	0		
38 Carlos Zambrano, S (8,1)	G5-3	G6-3	L4	K	K	K	K	K	K	0	0	0	0	0	0	0		
1 Kosuke Fukudome, L (8,PH) OBP: 0.419, SLG: 0.542	G5-3	G6-3	L4	K	K	K	K	K	K	1	0	0	0	1	1	0		
40 James Russell, L (9,1)	G5-3	G6-3	L4	K	K	K	K	K	K	0	0	0	0	0	0	0		
24 Marlon Byrd, R (1,8) OBP: 0.372, SLG: 0.604	25 1B 22 SF9	HBP	HR	HR	F9	F9	F9	K	K	4	2	2	1	0	1	0		
25 Derrek Lee, R (1,3) OBP: 0.340, SLG: 0.348	16 2B 12 2B	F8	F8	G6-3	G6-3	G6-3	K	21 DI BB	BB	4	1	1	0	1	1	1		
22 Xavier Nady, R (1,9) OBP: 0.304, SLG: 0.283	SF9	F8	F8	F9	F9	F9	K	K	K	3	0	0	1	0	1	1		
21 Tyler Colvin, L (8,9) OBP: 0.339, SLG: 0.596	SF9	F8	F8	F9	F9	F9	K	K	K	1	0	0	0	0	1	1		
16 Aramis Ramirez, R (1,5) OBP: 0.233, SLG: 0.267	12 2B	F8	F8	G6-3	G5-3	G5-3	1B	F9	F9	5	1	2	0	0	0	1		
12 Alfonso Soriano, R (1,7) OBP: 0.394, SLG: 0.640	18 E	E5	K	G6-3	G5-3	G5-3	K	F9	F9	4	2	2	2	0	1	1		
18 Geovany Soto, R (1,2) OBP: 0.459, SLG: 0.494	E5	E5	K	G6-3	G5-3	G5-3	K	K	K	4	0	1	0	0	2	1		
13 Starlin Castro, R (1,6) OBP: 0.464, SLG: 0.625	IBB	IBB	IBB	G4-6-3	G4-6-3	G4-6-3	K	K	K	2	0	1	0	2	0	1		
32 Tom Gorzelanny, R (1,1) ERA: 5.0 33 Esmalin Cardad, R (6,1) 45 Sean Marshall, L (6,1) 17 Mike Fontenot, L (7,4) OBP: 0.356, SLG: 0.400	K	K	K	K	K	K	K	F7	F7	2	0	1	1	0	1	2		
Inning Stats	R: 4 H: 4 E: 1 K: 1 S: 18	H: 4 R: 1 ER: 0 LOB: 1 BB: 1 P: 30	R: 0 H: 0 E: 0 K: 0 S: 8	H: 0 R: 0 ER: 0 LOB: 0 BB: 0 P: 12	R: 1 H: 2 E: 0 K: 1 S: 10	H: 2 R: 1 ER: 0 LOB: 1 BB: 1 P: 19	R: 1 H: 1 E: 0 K: 0 S: 11	H: 1 R: 1 ER: 0 LOB: 0 BB: 0 P: 16	R: 0 H: 1 E: 0 K: 3 S: 14	H: 1 R: 1 ER: 1 LOB: 1 BB: 0 P: 22	R: 0 H: 1 E: 0 K: 2 S: 11	H: 1 R: 0 ER: 0 LOB: 1 BB: 1 P: 16	R: 0 H: 1 E: 0 K: 2 S: 10	H: 1 R: 0 ER: 0 LOB: 1 BB: 1 P: 16	R: 0 H: 0 E: 0 K: 2 S: 10	H: 0 R: 2 ER: 3 LOB: 0 BB: 0 P: 16	1B: 7 RBI: 6 SF: 1 2B: 3 3B: 0 HR: 1 HBP: 1	WP: 0 PA: 41 ERA: 11.25 WHIP: 1.000
PITCHER	IP: 4.0 WLS: 1.0 BF: 23 H: 7 R: 6 ER: 5 SO: 7 BB: 1 IBB: 1 HBP: 1 BLK: 0 WP: 0 HR: 1 S: 47 P: 77 ERA: 11.25 WHIP: 2.000	IP: 1.0 WLS: 0.0 BF: 3 H: 1 R: 0 ER: 0 SO: 0 BB: 0 IBB: 0 HBP: 0 BLK: 0 WP: 0 HR: 0 S: 6 P: 6 ERA: 0.00 WHIP: 1.000	IP: 2.0 WLS: 0.0 BF: 7 H: 2 R: 0 ER: 0 SO: 4 BB: 0 IBB: 0 HBP: 0 BLK: 0 WP: 0 HR: 0 S: 24 P: 38 ERA: 0.00 WHIP: 1.000	IP: 1.0 WLS: 0.0 BF: 4 H: 1 R: 0 ER: 0 SO: 2 BB: 0 IBB: 0 HBP: 0 BLK: 0 WP: 0 HR: 11 S: 19 P: 19 ERA: 0.00 WHIP: 1.000	IP: 1.0 WLS: 0.0 BF: 4 H: 0 R: 0 ER: 0 SO: 2 BB: 0 IBB: 0 HBP: 0 BLK: 0 WP: 0 HR: 10 S: 16 P: 16 ERA: 0.00 WHIP: 1.000													

Pittsburgh Pirates @ Chicago Cubs
Wrigley Field, Chicago, IL
Fri May 14 2010, 1:22 PM - 4:46 PM CDT
Att: 39,082 - Sunny - 64 F


AB 36
R 6
H 11
RBI 5
SO 10
LOB 14



Batter	1	2	3	4	5	6	7	8	9	AB	R	H	RBI	BB	SO	LOB	TOP								
3 Akitori Iwamura, L (1,4) 77 D.J. Carrasco, R (7,1) Joel Hanrahan, R (8,1) 29 Octavio Dotel, R (9,1)										2	1	0	0	2	0	1									
15 Andy LaRoche, R (1,5) 22 Andrew McCutchen, R (1,8)										3	1	0	0	1	2	2									
46 Garrett Jones, L (1,9)										3	1	2	1	1	0	0									
19 Ryan Church, L (1,7)										4	0	1	2	0	1	0									
41 Ryan Doumit, S (1,2)										4	0	0	0	0	3	1									
6 Jeff Clement, L (1,3)										4	1	2	1	0	1	1									
5 Ronny Cedeno, R (1,6)										4	0	1	0	0	0	1									
28 Paul Maholm, L (1,1) 2 Bobby Crosby, R (7,PH)										2	0	0	0	0	1	1									
Inning Stats	R: 3 E: 0 K: 2 S: 17	H: 2 LOB: 1 BB: 2 P: 31	R: 0 E: 0 K: 1 S: 8	H: 0 LOB: 0 BB: 0 P: 11	R: 0 E: 0 K: 0 S: 7	H: 0 LOB: 0 BB: 0 P: 11	R: 0 E: 0 K: 1 S: 9	H: 0 LOB: 0 BB: 0 P: 12	R: 0 E: 0 K: 2 S: 13	H: 1 LOB: 3 BB: 2 P: 26	R: 0 E: 0 K: 2 S: 11	H: 1 LOB: 1 BB: 0 P: 16	R: 0 E: 0 K: 1 S: 8	H: 0 LOB: 0 BB: 1 P: 16	R: 0 E: 0 K: 0 S: 7	H: 1 LOB: 0 BB: 0 P: 8	R: 1 E: 0 K: 0 S: 8	H: 1 LOB: 0 BB: 0 P: 16	1B: 4 2B: 1 3B: 0 HR: 1	SF: 0 SAC: 0 DP: 2 HBP: 0	WP: 0 PB: 0 SB: 0 CS: 0	PA: 36			
PITCHER	IP WLS BF ERA WHIP	IP WLS BF ERA WHIP	IP WLS BF ERA WHIP	IP WLS BF ERA WHIP	IP WLS BF ERA WHIP	IP WLS BF ERA WHIP	IP WLS BF ERA WHIP	IP WLS BF ERA WHIP	IP WLS BF ERA WHIP	IP WLS BF ERA WHIP	IP WLS BF ERA WHIP	IP WLS BF ERA WHIP	IP WLS BF ERA WHIP	IP WLS BF ERA WHIP	IP WLS BF ERA WHIP	IP WLS BF ERA WHIP	IP WLS BF ERA WHIP	IP WLS BF ERA WHIP	IP WLS BF ERA WHIP	IP WLS BF ERA WHIP	IP WLS BF ERA WHIP	IP WLS BF ERA WHIP	IP WLS BF ERA WHIP		
46 Ryan Dempster, R (1,1) 43 John Grabow, L (8,1) 49 Carlos Marmol, R (9,1)	7.0 L 29 3.49 1.286	1.0 3 1 0 0 0 0 0 0 0	1.0 4 1 1 1 0 0 0 0 0	1.0 3 1 0 0 0 0 0 0 0	1.0 7 8 0.00 1.000	1.0 8 16 9.00 1.000																			

Pittsburgh Pirates @ Chicago Cubs
Wrigley Field, Chicago, IL
Sat May 15 2010, 12:07 PM - 2:50 PM CDT
Att: 41,336 - Overcast - 56 F


AB 31
R 4
H 6
RBI 4
BB 5
SO 9
LOB 13



Batter	1	2	3	4	5	6	7	8	9	AB	R	H	RBI	BB	SO	LOB	BOTTOM								
2 Ryan Theriot, R (1,4)										4	1	1	0	0	1	1									
24 Marlon Byrd, R (1,8)										5	0	1	0	0	1	4									
25 Derrek Lee, R (1,3)										4	0	1	0	0	1	3									
16 Aramis Ramirez, R (1,5)										4	0	1	2	0	1	2									
18 Geovany Soto, R (1,2) 21 Tyler Colvin, L (8,PR) 56 Koyie Hill, S (9,2)										3	0	1	0	1	1	0									
12 Alfonso Soriano, R (1,7)										4	0	0	0	0	1	1									
22 Xavier Nady, R (1,9) 43 John Grabow, L (8,1) 49 Carlos Marmol, R (9,1)										3	0	1	0	0	1	0									
17 Mike Fontenot, L (9,PH) 13 Starlin Castro, R (1,6)										3	1	1	0	1	0	1									
46 Ryan Dempster, R (1,1) 1 Kosuke Fukudome, L(7,PH)										2	1	1	0	0	0	1									
Inning Stats	R: 0 E: 0 K: 1 S: 12	H: 1 LOB: 1 BB: 0 P: 19	R: 0 E: 0 K: 0 S: 8	H: 1 LOB: 0 BB: 0 P: 16	R: 2 E: 0 K: 0 S: 14	H: 4 LOB: 2 BB: 0 P: 20	R: 0 E: 0 K: 2 S: 11	H: 1 LOB: 1 BB: 0 P: 16	R: 0 E: 0 K: 1 S: 9	H: 0 LOB: 0 BB: 0 P: 13	R: 0 E: 0 K: 0 S: 7	H: 0 LOB: 1 BB: 0 P: 15	R: 0 E: 0 K: 1 S: 12	H: 0 LOB: 1 BB: 1 P: 20	R: 1 E: 0 K: 2 S: 11	H: 1 LOB: 1 BB: 1 P: 23	1B: 4 2B: 4 3B: 1 HR: 0	SF: 0 SAC: 0 DP: 0 HBP: 1	WP: 0 PB: 0 SB: 0 CS: 0	PA: 38					
PITCHER	IP WLS BF ERA WHIP	IP WLS BF ERA WHIP	IP WLS BF ERA WHIP	IP WLS BF ERA WHIP	IP WLS BF ERA WHIP	IP WLS BF ERA WHIP	IP WLS BF ERA WHIP	IP WLS BF ERA WHIP	IP WLS BF ERA WHIP	IP WLS BF ERA WHIP	IP WLS BF ERA WHIP	IP WLS BF ERA WHIP	IP WLS BF ERA WHIP	IP WLS BF ERA WHIP	IP WLS BF ERA WHIP	IP WLS BF ERA WHIP	IP WLS BF ERA WHIP	IP WLS BF ERA WHIP	IP WLS BF ERA WHIP	IP WLS BF ERA WHIP	IP WLS BF ERA WHIP	IP WLS BF ERA WHIP	IP WLS BF ERA WHIP		
28 Paul Maholm, L (1,1) 77 D.J. Carrasco, R (7,1) Joel Hanrahan, R (8,1) 29 Octavio Dotel, R (9,1)	6.0 W 25 4.4 1.333	1.0 H 4 0 0 0 0 0 0 0	1.0 H 4 0 0 0 1 1 0 0	1.0 S 5 1 1 1 2 1 0 0	1.0 7 15 0.00 0.000	1.0 12 20 0.00 1.000	1.0 11 23 9.00 2.000																		

Pittsburgh Pirates @ Chicago Cubs
Wrigley Field, Chicago, IL
Sat May 15 2010, 12:07 PM - 2:50 PM CDT
Att: 41,336 - Overcast - 56 F

AB 35
R 3
H 9
RBI 3
BB 2
SO 7
LOB 13



Batter	1	2	3	4	5	6	7	8	9	AB	R	H	RBI	BB	SO	LOB	TOP			
85 Lastings Milledge, R OBP: 0.319, SLG: 0.511										3	0	1	2	1	1	0				
15 Andy LaRoche, R OBP: 0.341, SLG: 0.373										4	0	0	0	0	0	5				
22 Andrew McCutchen, R OBP: 0.390, SLG: 0.518										4	0	1	0	0	1	0				
19 Ryan Church, L OBP: 0.278, SLG: 0.426										4	0	0	0	0	1	1				
41 Ryan Doumit, S OBP: 0.344, SLG: 0.421										3	1	1	0	1	0	1				
51 Steve Pearce, R OBP: 0.286, SLG: 0.176										3	1	1	0	1	0	1				
2 Bobby Crosby, R OBP: 0.350, SLG: 0.346										4	1	2	1	0	0	0				
5 Ronny Cedeno, R OBP: 0.268, SLG: 0.333									2	0	0	0	1	0	2					
24 Delwyn Young, S OBP: 0.266, SLG: 0.360									1	0	0	0	0	1	0					
49 Ross Ohlendorf, R OBP: 0.278, SLG: 0.426										3	0	0	0	0	2	5				
47 Evan Meek, R OBP: 0.278, SLG: 0.426										0	0	0	0	0	0	0				
77 D.J. Carrasco, R OBP: 0.278, SLG: 0.426										0	0	0	0	0	0	0				
48 Javier López, L OBP: 0.278, SLG: 0.426										0	0	0	0	0	0	0				
46 Garrett Jones, L OBP: 0.278, SLG: 0.426										1	0	0	0	1	0					
Inning Stats	R: 0 E: 0 K: 1 S: 6	H: 0 LOB: 0 BB: 0 P: 9	R: 3 E: 1 K: 2 S: 17	H: 3 LOB: 2 BB: 2 P: 32	R: 0 E: 0 K: 0 S: 6	H: 1 LOB: 0 BB: 0 P: 7	R: 0 E: 0 K: 0 S: 9	H: 0 LOB: 0 BB: 0 P: 14	R: 0 E: 0 K: 1 S: 7	H: 0 LOB: 0 BB: 0 P: 9	R: 0 E: 0 K: 0 S: 5	H: 2 LOB: 3 BB: 1 P: 30	R: 0 E: 0 K: 1 S: 9	H: 0 LOB: 1 BB: 1 P: 14	R: 0 E: 0 K: 2 S: 10	H: 0 LOB: 0 BB: 0 P: 15	1B: 5 2B: 1 3B: 0 HR: 0	SF: 0 SAC: 0 DP: 0 HBP: 0	WP: 0 PA: 36 CS: 1	
PITCHER	IP: 7.0 WLS: 0 BF: 29 ERA: 4.65	IP: 1.0 WLS: W BF: 4 ERA: 2.45	IP: 1.0 WLS: S BF: 3 ERA: 1.5	IP: 0.0 WLS: 0 BF: 0 ERA: 0.00	IP: 0.0 WLS: 0 BF: 0 ERA: 0.00	IP: 0.0 WLS: 0 BF: 0 ERA: 0.00	IP: 0.0 WLS: 0 BF: 0 ERA: 0.00	IP: 0.0 WLS: 0 BF: 0 ERA: 0.00	IP: 0.0 WLS: 0 BF: 0 ERA: 0.00	IP: 0.0 WLS: 0 BF: 0 ERA: 0.00	IP: 0.0 WLS: 0 BF: 0 ERA: 0.00	IP: 0.0 WLS: 0 BF: 0 ERA: 0.00	IP: 0.0 WLS: 0 BF: 0 ERA: 0.00	IP: 0.0 WLS: 0 BF: 0 ERA: 0.00	IP: 0.0 WLS: 0 BF: 0 ERA: 0.00	IP: 0.0 WLS: 0 BF: 0 ERA: 0.00	IP: 0.0 WLS: 0 BF: 0 ERA: 0.00	IP: 0.0 WLS: 0 BF: 0 ERA: 0.00	IP: 0.0 WLS: 0 BF: 0 ERA: 0.00	IP: 0.0 WLS: 0 BF: 0 ERA: 0.00

Pittsburgh Pirates @ Chicago Cubs
Wrigley Field, Chicago, IL
Sun May 16 2010, 1:23 PM - 3:58 PM CDT
Att: 40,636 - Partly Cloudy - 58 F


AB 32
R 3
H 6
RBI 3
BB 4
SO 7
LOB 15



Batter	1	2	3	4	5	6	7	8	9	AB	R	H	RBI	BB	SO	LOB	BOTTOM			
1 Kosuke Fukudome, L OBP: 0.411, SLG: 0.544										5	1	1	0	0	0	2				
13 Starlin Castro, R OBP: 0.417, SLG: 0.516										4	0	0	0	0	0	1				
25 Derrek Lee, R OBP: 0.341, SLG: 0.357										4	0	2	1	0	0	0				
16 Aramis Ramirez, R OBP: 0.234, SLG: 0.268										3	1	0	0	1	1	3				
24 Marlon Byrd, R OBP: 0.369, SLG: 0.595										4	0	2	0	0	0	0				
12 Alfonso Soriano, R OBP: 0.383, SLG: 0.628										3	1	2	1	1	0	2				
17 Mike Fontenot, L OBP: 0.348, SLG: 0.381										3	1	0	0	1	0	4				
18 Geovany Soto, R OBP: 0.454, SLG: 0.473										3	0	0	0	1	1	3				
30 Ted Lilly, L OBP: 0.333, SLG: 0.585										2	0	0	0	0	1	2				
21 Tyler Colvin, L OBP: 0.317, SLG: 0.320										1	0	0	0	0	0	1				
45 Sean Marshall, L OBP: 0.317, SLG: 0.320										0	0	0	0	0	0	0				
22 Xavier Nady, R OBP: 0.317, SLG: 0.320										1	0	1	1	0	0	0				
49 Carlos Marmol, R OBP: 0.317, SLG: 0.320										0	0	0	0	0	0	0				
Inning Stats	R: 0 E: 0 K: 0 S: 4	H: 0 LOB: 0 BB: 0 P: 6	R: 1 E: 0 K: 1 S: 9	H: 2 LOB: 2 BB: 1 P: 17	R: 0 E: 0 K: 0 S: 6	H: 0 LOB: 0 BB: 0 P: 10	R: 0 E: 0 K: 1 S: 8	H: 0 LOB: 1 BB: 1 P: 13	R: 0 E: 0 K: 1 S: 6	H: 0 LOB: 0 BB: 0 P: 10	R: 0 E: 0 K: 0 S: 10	H: 2 LOB: 2 BB: 0 P: 13	R: 2 E: 1 K: 0 S: 13	H: 2 LOB: 2 BB: 1 P: 26	R: 1 E: 0 K: 0 S: 14	H: 2 LOB: 2 BB: 1 P: 26	1B: 6 2B: 2 3B: 0 HR: 0	SF: 0 SAC: 0 DP: 0 HBP: 0	WP: 2 PA: 37 CS: 0	
PITCHER	IP: 6.0 WLS: 0 BF: 25 ERA: 3.0	IP: 1.0 WLS: B BF: 6 ERA: 0.72	IP: 0.2 WLS: L BF: 5 ERA: 4.15	IP: 0.1 WLS: 0 BF: 1 ERA: 2.35	IP: 0.0 WLS: 0 BF: 0 ERA: 0.00	IP: 0.0 WLS: 0 BF: 0 ERA: 0.00	IP: 0.0 WLS: 0 BF: 0 ERA: 0.00	IP: 0.0 WLS: 0 BF: 0 ERA: 0.00	IP: 0.0 WLS: 0 BF: 0 ERA: 0.00	IP: 0.0 WLS: 0 BF: 0 ERA: 0.00	IP: 0.0 WLS: 0 BF: 0 ERA: 0.00	IP: 0.0 WLS: 0 BF: 0 ERA: 0.00	IP: 0.0 WLS: 0 BF: 0 ERA: 0.00	IP: 0.0 WLS: 0 BF: 0 ERA: 0.00	IP: 0.0 WLS: 0 BF: 0 ERA: 0.00	IP: 0.0 WLS: 0 BF: 0 ERA: 0.00	IP: 0.0 WLS: 0 BF: 0 ERA: 0.00	IP: 0.0 WLS: 0 BF: 0 ERA: 0.00	IP: 0.0 WLS: 0 BF: 0 ERA: 0.00	IP: 0.0 WLS: 0 BF: 0 ERA: 0.00

Pittsburgh Pirates @ Chicago Cubs
Wrigley Field, Chicago, IL
Sun May 16 2010, 1:23 PM - 3:58 PM CDT
Att: 40,636 - Partly Cloudy - 58 F

AB 33
R 4
H 8
RBI 3
BB 4
SO 3
LOB 18



Batter	1	2	3	4	5	6	7	8	9	AB	R	H	RBI	BB	SO	LOB	TOP							
23 Rickie Weeks Jr. R OBP: 0.352, SLG: 0.591										5	0	1	0	0	2	3	Milwaukee Brewers @ Pittsburgh Pirates PNC Park, Pittsburgh, PA Wed May 19 2010, 7:10 PM - 10:08 PM EDT Att: 9,526 - Partly Cloudy - 67 F							
21 Alcides Escobar R OBP: 0.301, SLG: 0.406										4	2	3	0	0	1	0								
8 Ryan Braun, R OBP: 0.423, SLG: 0.566										4	1	2	1	1	1	2								
28 Prince Fielder, L OBP: 0.378, SLG: 0.435										5	0	1	1	0	3	6								
14 Casey McGehee R OBP: 0.393, SLG: 0.574										5	1	2	2	0	0	1								
1 Cory Hart R OBP: 0.350, SLG: 0.528										3	0	0	0	1	0	1								
9 Gregg Zaun, S OBP: 0.353, SLG: 0.396										2	0	0	0	1	0	1								
22 Jody Gerut, L OBP: 0.229, SLG: 0.373										4	0	1	0	0	1	3								
43 Randy Wolf L OBP: 0.304, SLG: 0.348										3	0	0	0	0	0	3								
60 Todd Coffey, R OBP: 0.324, SLG: 0.422										0	0	0	0	0	0	0								
59 John Axford, R OBP: 0.324, SLG: 0.422										0	0	0	0	0	0	0								
Inning Stats	R: 0 E: 0 K: 2 S: 11	H: 1 LOB: 1 BB: 0 P: 15	R: 0 E: 0 K: 0 S: 5	H: 0 LOB: 0 BB: 0 P: 7	R: 0 E: 0 K: 0 S: 6	H: 0 LOB: 0 BB: 0 P: 6	R: 2 E: 0 K: 0 S: 15	H: 3 LOB: 1 BB: 0 P: 20	R: 0 E: 0 K: 1 S: 10	H: 1 LOB: 3 BB: 0 P: 15	R: 1 E: 0 K: 0 S: 8	H: 2 LOB: 2 BB: 0 P: 11	R: 1 E: 0 K: 2 S: 16	H: 2 LOB: 3 BB: 2 P: 27	R: 0 E: 0 K: 3 S: 11	H: 0 LOB: 0 BB: 0 P: 13	R: 0 E: 0 K: 1 S: 8	H: 1 LOB: 0 BB: 0 P: 10	1B: 6 2B: 4 3B: 0 HR: 1	SF: 0 SAC: 1 DP: 1 HBP: 1	WP: 0 PB: 1 SB: 2 CS: 0	PA: 41		
PITCHER	IP WLS BF H R ER SO BB IBB HBP BLK WP HR S P ERA WHIP	IP WLS BF H R ER SO BB IBB HBP BLK WP HR S P ERA WHIP	IP WLS BF H R ER SO BB IBB HBP BLK WP HR S P ERA WHIP	IP WLS BF H R ER SO BB IBB HBP BLK WP HR S P ERA WHIP	IP WLS BF H R ER SO BB IBB HBP BLK WP HR S P ERA WHIP	IP WLS BF H R ER SO BB IBB HBP BLK WP HR S P ERA WHIP	IP WLS BF H R ER SO BB IBB HBP BLK WP HR S P ERA WHIP	IP WLS BF H R ER SO BB IBB HBP BLK WP HR S P ERA WHIP	IP WLS BF H R ER SO BB IBB HBP BLK WP HR S P ERA WHIP	IP WLS BF H R ER SO BB IBB HBP BLK WP HR S P ERA WHIP	IP WLS BF H R ER SO BB IBB HBP BLK WP HR S P ERA WHIP	IP WLS BF H R ER SO BB IBB HBP BLK WP HR S P ERA WHIP	IP WLS BF H R ER SO BB IBB HBP BLK WP HR S P ERA WHIP	IP WLS BF H R ER SO BB IBB HBP BLK WP HR S P ERA WHIP	IP WLS BF H R ER SO BB IBB HBP BLK WP HR S P ERA WHIP	IP WLS BF H R ER SO BB IBB HBP BLK WP HR S P ERA WHIP	IP WLS BF H R ER SO BB IBB HBP BLK WP HR S P ERA WHIP	IP WLS BF H R ER SO BB IBB HBP BLK WP HR S P ERA WHIP	IP WLS BF H R ER SO BB IBB HBP BLK WP HR S P ERA WHIP	IP WLS BF H R ER SO BB IBB HBP BLK WP HR S P ERA WHIP	IP WLS BF H R ER SO BB IBB HBP BLK WP HR S P ERA WHIP	IP WLS BF H R ER SO BB IBB HBP BLK WP HR S P ERA WHIP	IP WLS BF H R ER SO BB IBB HBP BLK WP HR S P ERA WHIP	IP WLS BF H R ER SO BB IBB HBP BLK WP HR S P ERA WHIP

Batter	1	2	3	4	5	6	7	8	9	AB	R	H	RBI	BB	SO	LOB	BOTTOM							
85 Lastings Milledge, R OBP: 0.313, SLG: 0.505										5	1	1	0	0	1	0	Milwaukee Brewers @ Pittsburgh Pirates PNC Park, Pittsburgh, PA Wed May 19 2010, 7:10 PM - 10:08 PM EDT Att: 9,526 - Partly Cloudy - 67 F							
2 Bobby Crosby, R OBP: 0.344, SLG: 0.327										3	0	0	0	1	0	0								
22 Andrew McCutchen, R OBP: 0.386, SLG: 0.493										3	1	1	0	1	0	1								
46 Garrett Jones, L OBP: 0.366, SLG: 0.444										4	1	2	1	0	2	2								
41 Ryan Doumit, S OBP: 0.364, SLG: 0.435										3	1	1	1	1	0	1								
51 Steve Pearce, R OBP: 0.346, SLG: 0.364										4	1	3	1	0	1	0								
15 Andy LaRoche, R OBP: 0.341, SLG: 0.372										3	1	2	1	1	0	1								
5 Ronny Cedeno, R OBP: 0.276, SLG: 0.349										2	0	1	1	1	0	3								
71 Brian Burres, L OBP: 0.266, SLG: 0.266										2	0	1	1	0	0	0								
6 Jeff Clement, L OBP: 0.246, SLG: 0.323										1	0	0	0	0	0	0								
77 D.J. Carrasco, R OBP: 0.246, SLG: 0.323										0	0	0	0	0	0	0								
48 Javier López, L OBP: 0.246, SLG: 0.323										0	0	0	0	0	0	0								
Joel Hanrahan, R OBP: 0.246, SLG: 0.323										0	0	0	0	0	0	0								
24 Delwyn Young, S OBP: 0.246, SLG: 0.323										0	0	0	0	0	0	0								
29 Octavio Dotel, R OBP: 0.246, SLG: 0.323										0	0	0	0	0	0	0								
Inning Stats	R: 0 E: 0 K: 1 S: 10	H: 1 LOB: 1 BB: 0 P: 16	R: 2 E: 0 K: 0 S: 11	H: 1 LOB: 0 BB: 1 P: 19	R: 0 E: 0 K: 1 S: 9	H: 0 LOB: 1 BB: 1 P: 15	R: 1 E: 0 K: 1 S: 11	H: 3 LOB: 2 BB: 0 P: 18	R: 0 E: 0 K: 0 S: 5	H: 0 LOB: 0 BB: 0 P: 10	R: 0 E: 0 K: 0 S: 10	H: 2 LOB: 3 BB: 2 P: 22	R: 3 E: 0 K: 0 S: 17	H: 5 LOB: 2 BB: 1 P: 30	R: 0 E: 0 K: 2 S: 7	H: 0 LOB: 0 BB: 0 P: 11	1B: 10 2B: 2 3B: 0 HR: 0	SF: 1 SAC: 1 DP: 2 HBP: 0	WP: 0 PB: 0 SB: 0 CS: 0	PA: 38				
PITCHER	IP WLS BF H R ER SO BB IBB HBP BLK WP HR S P ERA WHIP	IP WLS BF H R ER SO BB IBB HBP BLK WP HR S P ERA WHIP	IP WLS BF H R ER SO BB IBB HBP BLK WP HR S P ERA WHIP	IP WLS BF H R ER SO BB IBB HBP BLK WP HR S P ERA WHIP	IP WLS BF H R ER SO BB IBB HBP BLK WP HR S P ERA WHIP	IP WLS BF H R ER SO BB IBB HBP BLK WP HR S P ERA WHIP	IP WLS BF H R ER SO BB IBB HBP BLK WP HR S P ERA WHIP	IP WLS BF H R ER SO BB IBB HBP BLK WP HR S P ERA WHIP	IP WLS BF H R ER SO BB IBB HBP BLK WP HR S P ERA WHIP	IP WLS BF H R ER SO BB IBB HBP BLK WP HR S P ERA WHIP	IP WLS BF H R ER SO BB IBB HBP BLK WP HR S P ERA WHIP	IP WLS BF H R ER SO BB IBB HBP BLK WP HR S P ERA WHIP	IP WLS BF H R ER SO BB IBB HBP BLK WP HR S P ERA WHIP	IP WLS BF H R ER SO BB IBB HBP BLK WP HR S P ERA WHIP	IP WLS BF H R ER SO BB IBB HBP BLK WP HR S P ERA WHIP	IP WLS BF H R ER SO BB IBB HBP BLK WP HR S P ERA WHIP	IP WLS BF H R ER SO BB IBB HBP BLK WP HR S P ERA WHIP	IP WLS BF H R ER SO BB IBB HBP BLK WP HR S P ERA WHIP	IP WLS BF H R ER SO BB IBB HBP BLK WP HR S P ERA WHIP	IP WLS BF H R ER SO BB IBB HBP BLK WP HR S P ERA WHIP	IP WLS BF H R ER SO BB IBB HBP BLK WP HR S P ERA WHIP	IP WLS BF H R ER SO BB IBB HBP BLK WP HR S P ERA WHIP	IP WLS BF H R ER SO BB IBB HBP BLK WP HR S P ERA WHIP	IP WLS BF H R ER SO BB IBB HBP BLK WP HR S P ERA WHIP



Batter	1	2	3	4	5	6	7	8	9	AB	R	H	RBI	BB	SO	LOB	TOP										
23 Rickie Weeks Jr. R (1.4) OBP: 0.354, SLG: 0.582	G3-1		K		G1-3			F9		4	0	0	0	0	1	1	Milwaukee Brewers @ Pittsburgh Pirates PNC Park, Pittsburgh, PA Thu May 20 2010, 7:06 PM - 10:08 PM EDT Att: 13,975 - Partly Cloudy - 78 F										
21 Alcides Escobar R (1.6) OBP: 0.293, SLG: 0.394	G4-3		G3-1		K			G6-3		4	0	0	0	0	1	1											
28 Prince Fielder L (1.3) OBP: 0.375, SLG: 0.430	K		L4		P5			1B		4	0	1	0	0	1	1											
8 Ryan Braun, R (1.7) OBP: 0.413, SLG: 0.551	G5-3		G5-3		G5-3		F7	G1-3		4	0	0	0	0	0	1											
14 Casey McGehee R (1.5) OBP: 0.395, SLG: 0.570	1 BB		16 BB		1B		K	G1-3		3	2	1	0	1	1	0											
1 Corey Hart, R (1.9) OBP: 0.354, SLG: 0.541	9 G4-3		16 BB		11 G4-3		G5-3			3	2	1	1	1	1	0											
12 Carlos Villanueva, R (9.1)	3B		11 G4-3		2B					0	0	0	0	0	0	0											
9 Gregg Zaun, S (1.2) OBP: 0.350, SLG: 0.392	G4-3		11 G4-3		BB			P5		1	0	0	1	0	0	0											
16 George Kottaras, L (2.2) OBP: 0.450, SLG: 0.585	3-H		11 G4-3		2B		11 G1-6-3			2	0	1	1	1	0	0											
11 Adam Stern, L (1.8)	K		G4-3		G4-3		G1-6-3			3	0	0	1	0	1	2											
3B Chris Narveson, L (1.1) OBP: 0.300, SLG: 0.300			21 G3-1		K		K			2	0	1	0	0	1	1											
49 Yovani Gallardo, R (7, PH) OBP: 0.190, SLG: 0.350										1	0	0	0	0	1	0											
59 John Axford, R (7.1) OBP: 0.378, SLG: 0.514										0	0	0	0	0	0	0											
2 Joe Inglett, L (9.9)										0	0	0	0	0	0	0											
Inning Stats	R: 0 E: 0 K: 1 S: 7	H: 0 LOB: 0 BB: 0 P: 10	R: 2 E: 0 K: 1 S: 11	H: 1 LOB: 0 BB: 1 P: 19	R: 0 E: 0 K: 1 S: 9	H: 1 LOB: 1 BB: 0 P: 15	R: 2 E: 0 K: 1 S: 14	H: 2 LOB: 1 BB: 1 P: 23	R: 0 E: 0 K: 1 S: 13	H: 0 LOB: 0 BB: 0 P: 15	R: 0 E: 0 K: 1 S: 7	H: 0 LOB: 0 BB: 0 P: 14	R: 0 E: 0 K: 0 S: 9	H: 0 LOB: 1 BB: 1 P: 15	R: 0 E: 0 K: 0 S: 7	H: 1 LOB: 1 BB: 0 P: 11	R: 0 E: 0 K: 1 S: 5	H: 0 LOB: 0 BB: 0 P: 8	1B: 3 2B: 1 3B: 1 HR: 0	SF: 0 SAC: 0 DP: 1 HBP: 0	WP: 0 PB: 0 CS: 0	PA: 34					
PITCHER	IP	WLS	BF	H	R	ER	SO	BB	IBB	HBP	BLK	WP	HR	S	P	ERA	WHIP										
28 Paul Maholm, L (1.1) ERA: 4.9	7.0	L	27	4	4	4	7	3	0	0	0	0	0	70	111	5.14	1.000										
27 Jeff Karstens, R (8.1) ERA: 5.24	0.2		2	0	0	0	0	0	0	0	0	0	0	4	4	0.00	0.000										
48 Javier López, L (8.1) ERA: 2.2	0.1		2	1	0	0	0	0	0	0	0	0	0	3	7	0.00	3.000										
53 Brendan Donnelly, R (9.1) ERA: 6.3	1.0		3	0	0	0	1	0	0	0	0	0	0	5	8	0.00	0.000										

Batter	1	2	3	4	5	6	7	8	9	AB	R	H	RBI	BB	SO	LOB	BOTTOM										
85 Lastings Milledge, R (1.7) OBP: 0.318, SLG: 0.513	G6-3				2 BB			G3-1		3	0	1	0	1	0	0	Milwaukee Brewers @ Pittsburgh Pirates PNC Park, Pittsburgh, PA Thu May 20 2010, 7:06 PM - 10:08 PM EDT Att: 13,975 - Partly Cloudy - 78 F										
2 Bobby Crosby, R (1.4) OBP: 0.338, SLG: 0.322	FC4-6				FC1-6-5			K		4	1	1	0	0	2	2											
27 Jeff Karstens, R (8.1) ERA: 5.24	46 BB				22 FC6-5					0	0	0	0	0	0	0											
48 Javier López, L (8.1) ERA: 2.2	51 BB				2-3					0	0	0	0	0	0	0											
53 Brendan Donnelly, R (9.1) ERA: 6.3	1B									0	0	0	0	0	0	0											
22 Andrew McCutchen, R (1.8) OBP: 0.382, SLG: 0.487	46 FC4-6				G6-3			F8		4	0	1	0	0	0	1											
46 Garrett Jones, L (1.9) OBP: 0.357, SLG: 0.432	51 BB				G3			G4-3		4	1	0	0	0	0	3											
51 Steve Pearce, R (1.3) OBP: 0.367, SLG: 0.440	15 BB				P4			F7		3	1	1	2	1	0	0											
15 Andy LaRoche, R (1.5) OBP: 0.338, SLG: 0.376	G1-3				G1-3			G6-3		4	0	1	1	0	0	1											
5 Ronny Cedeno, R (1.6) OBP: 0.275, SLG: 0.346	P3				F8			1B		4	0	1	0	0	0	1											
35 Jason Jaramillo, S (1.2) ERA: 5.17	G1-3				G1-3			F9		3	0	1	0	0	0	1											
41 Ryan Doumit, S (9, PH) OBP: 0.369, SLG: 0.435					1B					0	0	0	0	0	0	0											
28 Paul Maholm, L (1.1) ERA: 4.9	K				G6-3					2	0	0	0	0	1	1											
24 Delwyn Young, S (7, PH) OBP: 0.258, SLG: 0.355								K		2	0	0	0	0	1	1											
Inning Stats	R: 3 E: 0 K: 0 S: 19	H: 4 LOB: 1 BB: 0 P: 34	R: 0 E: 0 K: 2 S: 11	H: 0 LOB: 1 BB: 1 P: 20	R: 0 E: 0 K: 0 S: 11	H: 0 LOB: 0 BB: 0 P: 18	R: 0 E: 0 K: 0 S: 11	H: 1 LOB: 1 BB: 0 P: 13	R: 0 E: 0 K: 0 S: 8	H: 1 LOB: 1 BB: 0 P: 11	R: 0 E: 0 K: 0 S: 11	H: 1 LOB: 0 BB: 0 P: 16	R: 0 E: 0 K: 2 S: 13	H: 0 LOB: 0 BB: 1 P: 18	R: 0 E: 0 K: 0 S: 13	H: 0 LOB: 1 BB: 1 P: 21	R: 0 E: 0 K: 0 S: 7	H: 0 LOB: 0 BB: 0 P: 12	1B: 4 2B: 2 3B: 1 HR: 0	SF: 0 SAC: 0 DP: 1 HBP: 1	WP: 0 PB: 0 CS: 0	PA: 36					
PITCHER	IP	WLS	BF	H	R	ER	SO	BB	IBB	HBP	BLK	WP	HR	S	P	ERA	WHIP										
38 Chris Narveson, L (1.1) ERA: 5.17	6.0	W	26	7	3	3	2	1	0	0	0	0	0	71	112	4.50	1.333										
59 John Axford, R (7.1) ERA: 2.25	2.0	H	7	0	0	0	2	1	0	0	0	0	0	26	39	0.00	0.500										
12 Carlos Villanueva, R (9.1) ERA: 2.91	1.0	S	3	0	0	0	0	0	0	1	0	0	0	7	12	0.00	0.000										

AB 31
R 4
H 5
RBI 4
BB 3
SO 8
LOB 7



WP: 0
PB: 0
CS: 0

AB 33
R 3
H 7
RBI 3
BB 2
SO 4
LOB 11



Batter	1	2	3	4	5	6	7	8	9	AB	R	H	RBI	BB	SO	LOB	TOP						
14 Martin Prado, R OBP: 0.372, SLG: 0.463										4	3	1	1	1	1	1							
22 Jason Heyward, L OBP: 0.405, SLG: 0.591										4	1	3	3	1	0	0							
10 Chipper Jones, S OBP: 0.386, SLG: 0.360										3	0	1	1	1	1	0							
4 Omar Infante, R OBP: 0.337, SLG: 0.395										5	1	2	1	0	0	5							
16 Brian McCann, L OBP: 0.392, SLG: 0.437										4	0	0	0	0	2	2							
25 Troy Glaus, R OBP: 0.365, SLG: 0.425										3	1	1	0	1	0	2							
20 Eric Hinske, L OBP: 0.403, SLG: 0.615										3	1	0	0	1	0	1							
53 Melky Cabrera, S OBP: 0.287, SLG: 0.235									3	0	0	0	0	0	1								
19 Yunel Escobar, R OBP: 0.291, SLG: 0.243										3	0	0	0	0	0	1							
24 Nate McLouth, L OBP: 0.322, SLG: 0.341										4	0	1	1	0	0	0							
15 Tim Hudson, R OBP: 0.261, SLG: 0.348										0	0	0	0	0	0	0							
34 Eric O'Flaherty, L OBP: 0.287, SLG: 0.235										0	0	0	0	0	0	0							
Inning Stats	R: 1 E: 0 K: 1 S: 14	H: 2 LOB: 2 BB: 1 P: 18	R: 0 E: 0 K: 0 S: 6	H: 0 LOB: 0 BB: 0 P: 10	R: 2 E: 0 K: 2 S: 12	H: 2 LOB: 0 BB: 1 P: 18	R: 3 E: 1 K: 0 S: 17	H: 3 LOB: 2 BB: 2 P: 29	R: 0 E: 0 K: 0 S: 8	H: 0 LOB: 1 BB: 1 P: 12	R: 0 E: 0 K: 1 S: 6	H: 0 LOB: 0 BB: 0 P: 8	R: 1 E: 0 K: 0 S: 8	H: 1 LOB: 0 BB: 0 P: 15	R: 0 E: 0 K: 0 S: 3	H: 0 LOB: 0 BB: 0 P: 4	R: 0 E: 0 K: 0 S: 14	H: 1 LOB: 1 BB: 0 P: 21	1B: 4 2B: 3 3B: 0 HR: 2	SF: 0 SAC: 1 DP: 0 HBP: 0	WP: 0 PB: 1 SB: 0 CS: 0	PA: 40	
PITCHER	IP WLS BF H R ER SO BB IBB HBP BLK WP HR S P ERA WHIP	3.2 L 20 7 6 6 3 3 0 0 0 0 1 45 67 14.73 2.727	4.1 13 1 1 1 1 2 0 0 0 0 1 26 43 2.70 0.900	8.1 3 0 0 0 0 0 0 0 0 0 0 3 4 0.00 0.000	9.1 4 1 0 0 0 0 0 0 0 0 0 14 21 0.00 1.000																		

Atlanta Braves @ Pittsburgh Pirates
PNC Park, Pittsburgh, PA
Fri May 21 2010, 7:07 PM - 9:42 PM EDT
Att: 22,470 - Partly Cloudy - 74 F

AB 34
R 7
H 9
RBI 7
BB 5
SO 4
LOB 13



Batter	1	2	3	4	5	6	7	8	9	AB	R	H	RBI	BB	SO	LOB	BOTTOM						
15 Andy LaRoche, R OBP: 0.329, SLG: 0.364									4	0	0	0	0	0	0								
2 Bobby Crosby, R OBP: 0.361, SLG: 0.339									3	0	2	0	1	0	0								
22 Andrew McCutchen, R OBP: 0.379, SLG: 0.476										3	0	0	0	1	0	2							
46 Garrett Jones, L OBP: 0.360, SLG: 0.433										4	0	2	0	0	3								
19 Ryan Church, L OBP: 0.238, SLG: 0.363										4	0	0	0	1	3								
41 Ryan Doumit, S OBP: 0.366, SLG: 0.425										3	0	0	0	1	0	1							
6 Jeff Clement, L OBP: 0.234, SLG: 0.323										3	0	0	0	0	1	2							
51 Steve Pearce, R OBP: 0.387, SLG: 0.440										3	0	0	0	1	1	2							
5 Ronny Cedeno, R OBP: 0.275, SLG: 0.338										1	0	0	0	0	3								
49 Ross Ohlendorf, R OBP: 0.259, SLG: 0.157										1	0	0	0	0	0								
77 D.J. Carrasco, R OBP: 0.257, SLG: 0.225										0	0	0	0	0	0								
34 Akitori Iwamura, L OBP: 0.257, SLG: 0.225										1	0	0	0	0	1	0							
53 Brendan Donnelly, R OBP: 0.257, SLG: 0.225										0	0	0	0	0	0								
Inning Stats	R: 0 E: 0 K: 0 S: 7	H: 0 LOB: 0 BB: 0 P: 10	R: 0 E: 0 K: 0 S: 11	H: 1 LOB: 2 BB: 2 P: 26	R: 0 E: 0 K: 0 S: 7	H: 0 LOB: 1 BB: 2 P: 20	R: 0 E: 0 K: 1 S: 7	H: 0 LOB: 0 BB: 0 P: 9	R: 0 E: 0 K: 0 S: 5	H: 0 LOB: 0 BB: 0 P: 7	R: 0 E: 0 K: 1 S: 11	H: 1 LOB: 1 BB: 0 P: 17	R: 0 E: 0 K: 0 S: 8	H: 0 LOB: 0 BB: 0 P: 10	R: 0 E: 0 K: 1 S: 8	H: 1 LOB: 1 BB: 0 P: 10	R: 0 E: 0 K: 1 S: 14	H: 1 LOB: 2 BB: 1 P: 23	1B: 4 2B: 0 3B: 0 HR: 0	SF: 0 SAC: 0 DP: 1 HBP: 0	WP: 0 PB: 0 SB: 0 CS: 0	PA: 35	
PITCHER	IP WLS BF H R ER SO BB IBB HBP BLK WP HR S P ERA WHIP	8.0 W 30 3 3 0 3 3 1 0 0 0 0 64 109 0.00 0.750	1.0 5 1 0 0 1 1 0 0 0 0 0 14 23 0.00 2.000																				

Atlanta Braves @ Pittsburgh Pirates
PNC Park, Pittsburgh, PA
Fri May 21 2010, 7:07 PM - 9:42 PM EDT
Att: 22,470 - Partly Cloudy - 74 F

AB 30
R 0
H 4
RBI 0
BB 5
SO 4
LOB 16




Batter	1	2	3	4	5	6	7	8	9	AB	R	H	RBI	BB	SO	LOB	TOP										
14 Martin Prado, R OBP: 0.372, SLG: 0.455	G6-3	G4-3	G4-3	G5-3	G4-3	G4-3	G4-3	G3	G6-3	3	1	0	0	2	0	0	Atlanta Braves @ Pittsburgh Pirates PNC Park, Pittsburgh, PA Sat May 22 2010, 8:38 PM - 12:03 AM EDT Att: 26,519 - Cloudy - 64 F										
22 Jason Heyward, L OBP: 0.405, SLG: 0.580	G3	FC6	G4-3	G4-3	G4-3	K	K	G3	G6-3	4	0	1	0	1	1	2											
10 Chipper Jones, S 13 Billy Wagner, L	G3	G4-3	G4-3	F8	F8	1B	1B	G3	G6-3	4	0	2	1	1	0	2											
16 Brian McCann, L OBP: 0.386, SLG: 0.427	G3	F8	F8	F8	F8	G3	G3	G3	G6-3	5	0	1	0	0	1	7											
20 Eric Hinske, L 25 Troy Glaus, R	FC6-4	FC6-4	FC6-4	HR	HR	K	K	P4	F7	2	1	1	1	1	1	1											
19 Yunel Escobar, R OBP: 0.281, SLG: 0.234	FC6-4	FC6-4	G5-3	G5-3	F8	F8	F8	F8	F8	4	0	0	0	0	0	4											
53 Melky Cabrera, S OBP: 0.293, SLG: 0.269	HR	HR	HR	HR	G3	G3	G3	G6-3	G6-3	4	1	2	1	0	0	0											
24 Nate McLouth, L OBP: 0.320, SLG: 0.333	F9	F9	F9	F9	K	K	K	K	K	3	1	0	0	1	2	1											
32 Derek Lowe, R 7 Brooks Conrad, S 58 Peter Moylan, R 34 Eric O'Flaherty, L 40 Takashi Saito, L 4 Omar Infante, R	SH1-4	SH1-4	SH1-4	SH1-4	SH1-4	K	K	K	K	1	0	0	0	0	0	1											
Inning Stats	R: 0 E: 0 K: 0 S: 9	H: 2 LOB: 3 BB: 1 P: 18	R: 2 E: 1 K: 0 S: 18	H: 1 LOB: 2 BB: 2 P: 33	R: 1 E: 0 K: 0 S: 8	H: 2 LOB: 1 BB: 0 P: 13	R: 0 E: 0 K: 0 S: 7	H: 0 LOB: 0 BB: 0 P: 13	R: 0 E: 0 K: 1 S: 14	H: 1 LOB: 1 BB: 0 P: 18	R: 0 E: 0 K: 2 S: 9	H: 0 LOB: 0 BB: 0 P: 14	R: 0 E: 0 K: 1 S: 7	H: 1 LOB: 1 BB: 0 P: 13	R: 0 E: 0 K: 0 S: 9	H: 0 LOB: 0 BB: 0 P: 16		R: 1 E: 0 K: 3 S: 15	H: 0 LOB: 3 BB: 3 P: 31	1B: 5 2B: 0 3B: 0 HR: 2	SF: 0 SAC: 1 DP: 0 HBP: 0	WP: 2 PB: 0 SB: 1 CS: 1	PA: 41				
PITCHER	IP	WLS	BF	H	R	ER	SO	BB	IBB	HBP	BLK	WP	HR	S	P	ERA	WHIP										
37 Charlie Morton, R ERA: 8.71	6.0	L	27	6	3	2	3	3	0	0	0	0	2	65	109	3.00	1.500										
46 Javier López, L ERA: 2.08	1.0		4	1	0	0	1	0	0	0	0	0	0	7	13	0.00	1.000										
47 Evan Meek, R ERA: 0.67	1.0		3	0	0	0	0	0	0	0	0	0	0	9	16	0.00	0.000										
Joel Hanrahan, R ERA: 4.76	1.0		7	0	1	1	3	3	0	0	0	2	0	15	31	9.00	3.000										

AB	34
R	4
H	7
RBI	3
BB	6
SO	7
LOB	21



Batter	1	2	3	4	5	6	7	8	9	AB	R	H	RBI	BB	SO	LOB	BOTTOM										
3 Akinori Iwamura, L OBP: 0.261, SLG: 0.220	G2-3	G2-3	G4-3	G5-3	G5-3	G5-3	G5-3	G5-3	G5-3	3	0	0	0	2	0	1	Atlanta Braves @ Pittsburgh Pirates PNC Park, Pittsburgh, PA Sat May 22 2010, 8:38 PM - 12:03 AM EDT Att: 26,519 - Cloudy - 64 F										
2 Bobby Crosby, R 46 Garrett Jones, L	K	K	K	K	K	K	K	K	K	4	0	0	0	1	3	4											
22 Andrew McCutchen, R OBP: 0.360, SLG: 0.472	K	K	K	K	K	K	K	K	K	0	0	0	0	0	0	0											
46 Garrett Jones, L OBP: 0.350, SLG: 0.419	K	K	K	K	K	K	K	K	K	4	0	1	0	1	2	2											
19 Ryan Church, L 51 Steve Pearce, R	K	K	K	K	K	K	K	K	K	5	0	0	0	0	1	3											
85 Latsins Milledge, R OBP: 0.327, SLG: 0.338	K	K	K	K	K	K	K	K	K	4	0	1	0	1	2	5											
5 Ronny Cedeno, R OBP: 0.274, SLG: 0.336	K	K	K	K	K	K	K	K	K	4	0	1	1	0	2	5											
35 Jason Jaramillo, S 24 Delwyn Young, S	K	K	K	K	K	K	K	K	K	2	0	0	0	1	0	1											
37 Charlie Morton, R 6 Jeff Clement, L 46 Javier López, L 47 Evan Meek, R 41 Ryan Doumit, S	K	K	K	K	K	K	K	K	K	1	0	0	0	0	1	3											
Inning Stats	R: 0 E: 0 K: 2 S: 7	H: 0 LOB: 0 BB: 0 P: 10	R: 0 E: 0 K: 1 S: 14	H: 2 LOB: 3 BB: 1 P: 25	R: 0 E: 0 K: 1 S: 13	H: 1 LOB: 1 BB: 0 P: 19	R: 2 E: 1 K: 0 S: 13	H: 2 LOB: 1 BB: 0 P: 21	R: 0 E: 0 K: 1 S: 9	H: 0 LOB: 2 BB: 3 P: 24	R: 0 E: 0 K: 0 S: 11	H: 1 LOB: 2 BB: 1 P: 19	R: 0 E: 0 K: 2 S: 14	H: 2 LOB: 2 BB: 0 P: 19	R: 0 E: 0 K: 2 S: 10	H: 1 LOB: 2 BB: 1 P: 19		R: 0 E: 0 K: 1 S: 7	H: 0 LOB: 1 BB: 1 P: 16	1B: 7 2B: 2 3B: 1 HR: 0	SF: 0 SAC: 2 DP: 1 HBP: 0	WP: 1 PB: 0 SB: 1 CS: 0	PA: 43				
PITCHER	IP	WLS	BF	H	R	ER	SO	BB	IBB	HBP	BLK	WP	HR	S	P	ERA	WHIP										
32 Derek Lowe, R ERA: 5.3	5.0	W	24	5	2	2	5	4	0	0	0	1	0	56	99	3.60	1.800										
58 Peter Moylan, R ERA: 2.08	1.1	H	6	1	0	0	0	1	0	0	0	0	0	13	21	0.00	1.500										
34 Eric O'Flaherty, L ERA: 2.0	0.1	H	2	1	0	0	1	0	0	0	0	0	0	5	7	0.00	3.000										
40 Takashi Saito, R ERA: 3.38	1.1	H	7	2	0	0	3	1	0	0	0	0	0	17	29	0.00	2.250										
13 Billy Wagner, L ERA: 2.25	1.0	S	4	0	0	0	1	1	0	0	0	0	0	7	16	0.00	1.000										



Batter	1	2	3	4	5	6	7	8	9	AB R H RBI BB SO LOB	TOP											
3 Akinori Iwamura, L OBP: 0.270, SLG: 0.234										4 1 1 0 1 0 0	Pittsburgh Pirates @ Cincinnati Reds Great American Ball Park, Cincinnati, OH Mon May 24 2010, 7:11 PM - 10:15 PM EDT Att: 13,385 - Partly Cloudy - 83 F											
24 Delwyn Young, S OBP: 0.288, SLG: 0.420										5 1 3 2 0 1 2												
22 Andrew McCutchen, R OBP: 0.391, SLG: 0.477										5 0 1 0 0 2 4												
46 Garrett Jones, L OBP: 0.342, SLG: 0.401										4 0 0 1 0 0 5												
19 Ryan Church, L OBP: 0.258, SLG: 0.375										4 0 0 0 0 0 1												
51 Steve Pearce, R OBP: 0.395, SLG: 0.414										1 0 0 0 0 1 0												
6 Jeff Clement, L OBP: 0.234, SLG: 0.320										3 0 1 0 0 0 0												
41 Ryan Doumit, S OBP: 0.374, SLG: 0.460										4 1 2 0 0 0 1												
5 Ronny Cedeno, R OBP: 0.286, SLG: 0.361										3 2 2 2 1 0 1												
71 Brian Burres, L OBP: 0.187, SLG: 0.267										2 0 0 0 0 0 1 2												
27 Jeff Karstens, R OBP: 0.286, SLG: 0.267										0 0 0 0 0 0 0 0												
2 Bobby Carasco, R OBP: 0.337, SLG: 0.326										1 0 0 0 0 0 0 1												
77 D.J. Carrasco, R OBP: 0.327, SLG: 0.333										0 0 0 0 0 0 0 0												
85 Laetina Milledge, R OBP: 0.327, SLG: 0.333										1 0 0 0 0 0 0 1												
48 Javier López, L ERA: 3.91										0 0 0 0 0 0 0 0												
Inning Stats	R: 0 E: 0 K: 1 S: 8	H: 2 LOB: 1 BB: 0 P: 10	R: 2 E: 0 K: 2 S: 15	H: 2 LOB: 0 BB: 21 P: 21	R: 0 E: 0 K: 0 S: 10	H: 1 LOB: 1 BB: 0 P: 16	R: 0 E: 0 K: 0 S: 14	H: 1 LOB: 2 BB: 1 P: 25	R: 0 E: 1 K: 0 S: 12	H: 0 LOB: 1 BB: 0 P: 20	R: 0 E: 0 K: 0 S: 6	H: 0 LOB: 0 BB: 0 P: 9	R: 3 E: 0 K: 1 S: 15	H: 2 LOB: 1 BB: 1 P: 25	R: 0 E: 0 K: 0 S: 15	H: 1 LOB: 1 BB: 0 P: 20	R: 0 E: 0 K: 1 S: 9	H: 1 LOB: 1 BB: 0 P: 13	1B: 6 2B: 3 3B: 0 HR: 1	SF: 1 SAC: 0 DP: 1 HBP: 0	WP: 0 PB: 1 SB: 0 CS: 0	PA: 40
PITCHER	IP WLS BF H R ER SO BB IBB HBP BLK WP HR S P ERA WHIP											IP WLS BF H R ER SO BB IBB HBP BLK WP HR S P ERA WHIP										
39 Aaron Harang, R ERA: 5.88	6.1 W 29 8 5 4 3 2 0 0 0 0 0 1 72 114 5.68 1.579																					
58 Eneiro Del Rosario, R ERA: 3.38	0.0 1 0 0 0 1 0 0 0 0 0 0 0 4 6 0.00 0.000																					
52 Daniel Herrera, L ERA: 0.49	1.0 H 4 1 0 0 0 0 0 0 0 0 0 0 15 20 0.00 1.000																					
48 Francisco Cordero, R ERA: 3.91	1.0 S 4 1 0 0 1 0 0 0 0 0 0 0 9 13 0.00 1.000																					

AB	37
R	5
H	10
RBI	5
BB	2
SO	5
LOB	18



Batter	1	2	3	4	5	6	7	8	9	AB R H RBI BB SO LOB	BOTTOM									
2 Orlando Cabrera, R OBP: 0.319, SLG: 0.380										3 1 3 1 1 0 0	Pittsburgh Pirates @ Cincinnati Reds Great American Ball Park, Cincinnati, OH Mon May 24 2010, 7:11 PM - 10:15 PM EDT Att: 13,385 - Partly Cloudy - 83 F									
4 Brandon Phillips, R OBP: 0.338, SLG: 0.443										4 1 1 1 0 1 3										
19 Joey Volto, L OBP: 0.406, SLG: 0.548										3 0 1 1 1 1 0										
27 Scott Rolen, R OBP: 0.344, SLG: 0.564										4 0 0 0 0 2 3										
31 Jonny Gomes, R OBP: 0.326, SLG: 0.496										3 2 1 0 1 1 0										
53 Arthur Rhodes, L ERA: 4.08										0 0 0 0 0 0 0 0										
48 Francisco Cordero, R ERA: 3.91										0 0 0 0 0 0 0 0										
32 Jay Bruce, L OBP: 0.376, SLG: 0.435										2 1 0 0 2 1 2										
6 Drew Stubbs, R OBP: 0.305, SLG: 0.381										4 1 3 2 0 0 1										
29 Ryan Hanigan, R OBP: 0.435, SLG: 0.479										3 0 0 0 0 1 3										
39 Aaron Harang, R OBP: 0.200, SLG: 0.250										3 1 1 1 0 0 0 0										
58 Eneiro Del Rosario, R ERA: 3.38										0 0 0 0 0 0 0 0										
52 Daniel Herrera, L ERA: 0.49										0 0 0 0 0 0 0 0										
17 Laynce Nix, L OBP: 0.305, SLG: 0.589										1 0 0 0 0 1 1										
Inning Stats	R: 0 E: 0 K: 0 S: 7	H: 1 LOB: 0 BB: 0 P: 12	R: 1 E: 1 K: 3 S: 14	H: 1 LOB: 0 BB: 0 P: 23	R: 0 E: 0 K: 1 S: 8	H: 0 LOB: 2 BB: 2 P: 19	R: 5 E: 0 K: 0 S: 21	H: 5 LOB: 1 BB: 2 P: 35	R: 1 E: 0 K: 0 S: 8	H: 2 LOB: 0 BB: 0 P: 11	R: 0 E: 0 K: 0 S: 5	H: 1 LOB: 0 BB: 0 P: 8	R: 0 E: 0 K: 3 S: 10	H: 0 LOB: 0 BB: 0 P: 13	R: 0 E: 0 K: 1 S: 9	H: 0 LOB: 1 BB: 1 P: 16	1B: 6 2B: 4 3B: 0 HR: 1	SF: 0 SAC: 0 DP: 5 HBP: 1	WP: 0 PB: 0 SB: 1 CS: 0	PA: 36
PITCHER	IP WLS BF H R ER SO BB IBB HBP BLK WP HR S P ERA WHIP											IP WLS BF H R ER SO BB IBB HBP BLK WP HR S P ERA WHIP								
71 Brian Burres, L ERA: 5.4	3.2 L 19 5 5 2 0 4 0 0 0 0 0 1 22 29 9.82 2.455																			
27 Jeff Karstens, R ERA: 5.14	2.1 10 5 2 2 0 0 0 0 0 0 0 1 22 29 7.71 2.143																			
77 D.J. Carrasco, R ERA: 4.08	1.0 3 0 0 0 3 0 0 0 0 0 0 0 10 13 0.00 0.000																			
48 Javier López, L ERA: 1.96	1.0 4 0 0 0 1 1 0 1 0 0 0 0 9 16 0.00 1.000																			

AB	30
R	7
H	10
RBI	6
BB	5
SO	8
LOB	13



Batter	1	2	3	4	5	6	7	8	9	AB	R	H	RBI	BB	SO	LOB	TOP		
3 Akinori Iwamura, L (1,4) OBP: 0.269, SLG: 0.248	L1		G1-6-3			F7		18 2B		4	1	1	0	0	0	1			
18 Neil Walker, S (1,5) OBP: 0.250, SLG: 0.500	F7			F8		G4-3		19 PO		4	0	1	1	0	0	0			
22 Andrew McCutchen, R (1,8) OBP: 0.363, SLG: 0.477	1B			P3		46 1B		F9		4	0	2	0	0	0	1			
46 Garrett Jones, L (1,3) OBP: 0.346, SLG: 0.404	F8			1B		1B		K		4	0	2	0	0	1	2			
19 Ryan Church, L (1,9) OBP: 0.247, SLG: 0.359	K			G4-3		F8		PO	F7	4	0	0	0	0	1	3			
85 Lastings Milledge, R (1,7) OBP: 0.331, SLG: 0.368	41 G3-6-3 1B					P3		41 CS	G5-3	4	0	2	0	0	0	0			
41 Ryan Doumit, S (1,2) OBP: 0.377, SLG: 0.479	G3-6-3			5 C6-4 BB		G1-3		HR		3	1	1	1	1	0	2			
5 Ronny Cedeno, R (1,6) OBP: 0.291, SLG: 0.365			28 FC1-6 1B			FC6-4		28 S	K	4	0	2	0	0	1	1			
28 Paul Maholm, L (1,1) Joel Hanrahan, R (8,1) 29 Octavio Dotel, R (9,1)	FC1-6 3 G1-6-3					K		K		3	0	0	0	0	0	2	3		
Inning Stats	R: 0 E: 0 K: 0 S: 7	H: 1 LOB: 1 BB: 0 P: 11	R: 0 E: 0 K: 1 S: 5	H: 1 LOB: 0 BB: 0 P: 8	R: 0 E: 0 K: 0 S: 5	H: 1 LOB: 1 BB: 0 P: 15	R: 0 E: 0 K: 1 S: 9	H: 2 LOB: 1 BB: 0 P: 17	R: 1 E: 0 K: 1 S: 11	H: 2 LOB: 0 BB: 0 P: 19	R: 1 E: 0 K: 1 S: 11	H: 1 LOB: 0 BB: 0 P: 16	1B: 8 2B: 1 3B: 1 HR: 1	SF: 0 SAC: 0 DP: 2 HBP: 0	WP: 0 PB: 0 SB: 1 CS: 1	PA: 36			
PITCHER	IP WLS BF H R ER SO BB IBB HBP BLK WP HR S P ERA WHIP																		
44 Mike Leake, R (1,1) ERA: 2.7	7.1	30	10	1	1	3	1	0	0	0	0	0	0	0	0	62	97	1.23	1.500
53 Arthur Rhodes, L (8,1) ERA: 0.47	1.0	2	0	0	0	1	0	0	0	0	0	0	0	0	0	8	12	0.00	0.000
40 Nick Masset, R (9,1) ERA: 7.29	0.2	L 3	1	1	1	1	0	0	0	0	0	0	0	0	1	8	12	13.50	1.500

Pittsburgh Pirates @ Cincinnati Reds
Great American Ball Park, Cincinnati, OH
Tue May 25 2010, 7:12 PM - 9:35 PM EDT
Att: 14,471 - Partly Cloudy - 80 F

AB 34
R 2
H 11
RBI 2
BB 1
SO 5
LOB 13



Batter	1	2	3	4	5	6	7	8	9	AB	R	H	RBI	BB	SO	LOB	BOTTOM		
28 Chris Heisey, R (1,9) OBP: 0.333, SLG: 0.625	G5-3		G5-3			G3-1		G1		3	0	0	0	0	0	2			
32 Jay Bruce, L (8, PH) OBP: 0.374, SLG: 0.432										1	0	0	0	0	0	0			
4 Brandon Phillips, R (1,4) OBP: 0.337, SLG: 0.456	G5-3		F7			G4-3		HR		4	1	1	1	0	0	1			
19 Joey Volto, L (1,3) OBP: 0.408, SLG: 0.553	2B					G4-3		27 2B	K	4	0	2	0	0	1	0			
27 Scott Rolen, R (1,5) OBP: 0.335, SLG: 0.549	G6-3					F8		F9		4	0	0	0	0	1	2			
31 Jonny Gomes, R (1,7) OBP: 0.331, SLG: 0.500			55 G4-6-3 BB			2B		P3		3	0	1	0	1	1	0			
55 Ramon Hernandez, R (1,2) OBP: 0.381, SLG: 0.359	G4-6-3					G5-3		K		4	0	2	0	0	0	2			
43 Miguel Cairo, R (9, FR) OBP: 0.206, SLG: 0.212								1B		0	0	0	0	0	0	0			
6 Drew Stubbs, R (1,8) OBP: 0.300, SLG: 0.373	K					B5		K		3	0	0	0	0	2	1			
17 Laynce Nix, L (9, PH) OBP: 0.300, SLG: 0.579								L4		1	0	0	0	0	0	1			
7 Paul Janish, R (1,6) OBP: 0.382, SLG: 0.483						F7		P3		2	0	1	0	1	0	0			
2 Orlando Cabrera, R (9, PH) OBP: 0.317, SLG: 0.376			44 SH5-4 1B							1	0	0	0	0	0	1			
44 Mike Leake, R (1,1) OBP: 0.400, SLG: 0.421	SH5-4									2	0	1	0	0	0	2			
53 Arthur Rhodes, L (8,1) ERA: 5.0										0	0	0	0	0	0	0			
40 Nick Masset, R (9,1) ERA: 5.59										0	0	0	0	0	0	0			
Inning Stats	R: 0 E: 0 K: 0 S: 7	H: 0 LOB: 0 BB: 1 P: 14	R: 0 E: 0 K: 1 S: 6	H: 1 LOB: 1 BB: 0 P: 11	R: 0 E: 0 K: 0 S: 7	H: 1 LOB: 1 BB: 0 P: 15	R: 0 E: 0 K: 0 S: 10	H: 1 LOB: 0 BB: 0 P: 14	R: 1 E: 0 K: 2 S: 8	H: 1 LOB: 0 BB: 0 P: 12	R: 0 E: 0 K: 1 S: 8	H: 1 LOB: 1 BB: 0 P: 9	1B: 4 2B: 3 3B: 0 HR: 1	SF: 0 SAC: 1 DP: 1 HBP: 0	WP: 0 PB: 0 SB: 0 CS: 0	PA: 35			
PITCHER	IP WLS BF H R ER SO BB IBB HBP BLK WP HR S P ERA WHIP																		
28 Paul Maholm, L (1,1) ERA: 3.98	7.0	27	6	0	0	2	2	0	0	0	0	0	0	0	0	54	89	0.00	1.143
Joel Hanrahan, R (8,1) ERA: 5.0	1.0	W 4	1	1	1	2	0	0	0	0	0	1	8	12	9.00	1.000			
29 Octavio Dotel, R (9,1) ERA: 5.59	1.0	S 4	1	0	0	1	0	0	0	0	0	0	8	9	0.00	1.000			

Pittsburgh Pirates @ Cincinnati Reds
Great American Ball Park, Cincinnati, OH
Tue May 25 2010, 7:12 PM - 9:35 PM EDT
Att: 14,471 - Partly Cloudy - 80 F

AB 32
R 1
H 8
RBI 1
BB 2
SO 5
LOB 12



Batter	1	2	3	4	5	6	7	8	9	AB	R	H	RBI	BB	SO	LOB	TOP								
5 Ronny Cedeno, R OBP: 0.305, SLG: 0.381										4	0	2	1	1	1	0	<p>Pittsburgh Pirates @ Cincinnati Reds Great American Ball Park, Cincinnati, OH Thu May 27 2010, 7:12 PM - 9:58 PM EDT Att: 16,834 - Overcast - 77 F</p>								
18 Neil Walker, S OBP: 0.231, SLG: 0.308									5	0	0	0	0	0	2	4									
22 Andrew McCutchen, R 47 Evan Meek, R									3	0	0	0	1	0	0	0									
46 Garrett Jones, L OBP: 0.337, SLG: 0.391									4	0	0	0	0	0	3	2									
19 Ryan Church, L OBP: 0.255, SLG: 0.354									3	0	1	0	1	0	2										
15 Andy LaRoche, R OBP: 0.327, SLG: 0.361									4	1	1	0	0	1	2										
6 Jeff Clement, L OBP: 0.254, SLG: 0.345										4	1	3	0	0	0	1									
35 Jason Jaramillo, S OBP: 0.256, SLG: 0.324									4	0	0	0	0	2	5										
37 Charlie Morton, R 57 Zach Duke, L 27 Jeff Karstens, R 3 Akil Thomas, R 48 Javier López, L 85 Lastings Milledge, R										0	0	0	0	0	0	0									
Inning Stats	R: 0 E: 0 K: 2 S: 10	H: 0 LOB: 0 BB: 0 P: 15	R: 0 E: 0 K: 1 S: 11	H: 1 LOB: 2 BB: 2 P: 21	R: 0 E: 0 K: 2 S: 9	H: 0 LOB: 0 BB: 0 P: 10	R: 0 E: 0 K: 1 S: 10	H: 1 LOB: 2 BB: 0 P: 16	R: 0 E: 0 K: 2 S: 10	H: 1 LOB: 1 BB: 0 P: 15	R: 0 E: 0 K: 1 S: 14	H: 2 LOB: 2 BB: 1 P: 24	R: 0 E: 0 K: 1 S: 10	H: 1 LOB: 0 BB: 0 P: 13	R: 1 E: 0 K: 1 S: 13	H: 2 LOB: 1 BB: 0 P: 19		1B: 5 2B: 3 3B: 0 HR: 0	SF: 0 SAC: 0 DP: 0 HBP: 0	WP: 0 PB: 0 SB: 0 CS: 0	PA: 38				
PITCHER	IP: 6.0 WLS: W BF: 23 ERA: 3.25	IP: 1.0 WLS: L BF: 6 ERA: 9.0	IP: 1.0 WLS: L BF: 4 ERA: 0.31	IP: 1.0 WLS: L BF: 5 ERA: 6.06	IP: 6.0 WLS: W BF: 23 ERA: 3.25	IP: 1.0 WLS: L BF: 6 ERA: 9.0	IP: 1.0 WLS: L BF: 4 ERA: 0.31	IP: 1.0 WLS: L BF: 5 ERA: 6.06	IP: 6.0 WLS: W BF: 23 ERA: 3.25	IP: 1.0 WLS: L BF: 6 ERA: 9.0	IP: 1.0 WLS: L BF: 4 ERA: 0.31	IP: 1.0 WLS: L BF: 5 ERA: 6.06	IP: 6.0 WLS: W BF: 23 ERA: 3.25	IP: 1.0 WLS: L BF: 6 ERA: 9.0	IP: 1.0 WLS: L BF: 4 ERA: 0.31	IP: 1.0 WLS: L BF: 5 ERA: 6.06		IP: 6.0 WLS: W BF: 23 ERA: 3.25	IP: 1.0 WLS: L BF: 6 ERA: 9.0	IP: 1.0 WLS: L BF: 4 ERA: 0.31	IP: 1.0 WLS: L BF: 5 ERA: 6.06	IP: 6.0 WLS: W BF: 23 ERA: 3.25	IP: 1.0 WLS: L BF: 6 ERA: 9.0	IP: 1.0 WLS: L BF: 4 ERA: 0.31	IP: 1.0 WLS: L BF: 5 ERA: 6.06

AB	35
R	2
H	8
RBI	2
BB	3
SO	11
LOB	18



Batter	1	2	3	4	5	6	7	8	9	AB	R	H	RBI	BB	SO	LOB	BOTTOM								
2 Orlando Cabrera, R OBP: 0.322, SLG: 0.374										4	2	1	0	1	0	0	<p>Pittsburgh Pirates @ Cincinnati Reds Great American Ball Park, Cincinnati, OH Thu May 27 2010, 7:12 PM - 9:58 PM EDT Att: 16,834 - Overcast - 77 F</p>								
43 Miguel Cairo, R OBP: 0.251, SLG: 0.357										5	2	3	0	0	0	0									
4 Brandon Phillips, R 15 Drew Sutton, S										4	1	0	1	0	1	4									
27 Scott Rolen, R OBP: 0.341, SLG: 0.556										4	2	2	3	1	1	2									
32 Jay Bruce, L OBP: 0.379, SLG: 0.457										4	1	2	1	0	2	3									
31 Jonny Gomes, R OBP: 0.342, SLG: 0.508										2	0	2	1	1	0	0									
6 Drew Stubbs, R OBP: 0.309, SLG: 0.376										4	0	1	2	0	1	3									
55 Ramon Hernandez, R										3	0	1	0	1	0	1									
47 Johnny Cueto, R 58 Eneiro Del Rosario, R										3	0	0	0	0	1	5									
28 Chris Heisey, R 46 Carlos Fisher, R 57 Mike Lincoln, R										0	0	0	0	0	0	0									
Inning Stats	R: 4 E: 0 K: 0 S: 17	H: 5 LOB: 2 BB: 1 P: 26	R: 3 E: 1 K: 2 S: 25	H: 3 LOB: 3 BB: 2 P: 42	R: 0 E: 0 K: 1 S: 7	H: 0 LOB: 0 BB: 0 P: 11	R: 1 E: 0 K: 0 S: 7	H: 1 LOB: 1 BB: 1 P: 15	R: 0 E: 0 K: 0 S: 10	H: 1 LOB: 1 BB: 0 P: 13	R: 0 E: 0 K: 2 S: 11	H: 2 LOB: 1 BB: 0 P: 16	R: 0 E: 0 K: 0 S: 5	H: 0 LOB: 0 BB: 0 P: 6	R: 0 E: 0 K: 2 S: 10	H: 0 LOB: 0 BB: 0 P: 15		1B: 9 2B: 1 3B: 0 HR: 2	SF: 1 SAC: 0 DP: 0 HBP: 0	WP: 0 PB: 0 SB: 1 CS: 0	PA: 40				
PITCHER	IP: 2.0 WLS: L BF: 18 ERA: 9.35	IP: 4.0 WLS: L BF: 16 ERA: 4.79	IP: 1.0 WLS: L BF: 3 ERA: 1.86	IP: 1.0 WLS: L BF: 3 ERA: 0.93	IP: 2.0 WLS: L BF: 18 ERA: 9.35	IP: 4.0 WLS: L BF: 16 ERA: 4.79	IP: 1.0 WLS: L BF: 3 ERA: 1.86	IP: 1.0 WLS: L BF: 3 ERA: 0.93	IP: 2.0 WLS: L BF: 18 ERA: 9.35	IP: 4.0 WLS: L BF: 16 ERA: 4.79	IP: 1.0 WLS: L BF: 3 ERA: 1.86	IP: 1.0 WLS: L BF: 3 ERA: 0.93	IP: 2.0 WLS: L BF: 18 ERA: 9.35	IP: 4.0 WLS: L BF: 16 ERA: 4.79	IP: 1.0 WLS: L BF: 3 ERA: 1.86	IP: 1.0 WLS: L BF: 3 ERA: 0.93		IP: 2.0 WLS: L BF: 18 ERA: 9.35	IP: 4.0 WLS: L BF: 16 ERA: 4.79	IP: 1.0 WLS: L BF: 3 ERA: 1.86	IP: 1.0 WLS: L BF: 3 ERA: 0.93	IP: 2.0 WLS: L BF: 18 ERA: 9.35	IP: 4.0 WLS: L BF: 16 ERA: 4.79	IP: 1.0 WLS: L BF: 3 ERA: 1.86	IP: 1.0 WLS: L BF: 3 ERA: 0.93



Batter	1	2	3	4	5	6	7	8	9	AB	R	H	RBI	BB	SO	LOB	TOP					
3 Akinori Iwamura, L (1,4) OBP: 0.273, SLG: 0.248	G1-3			G1-3		G4-3		G6-3		4	0	0	0	0	0	1	Pittsburgh Pirates @ Atlanta Braves Turner Field, Atlanta, GA Fri May 28 20:10, 8:57 PM - 12:32 AM EDT Att: 23,442 - Drizzlie - 69 F					
18 Neil Walker, S (1,5) OBP: 0.294, SLG: 0.471	G1-3			22 1B 46 SF9		E4		2-3		4	1	2	1	0	0							
22 Andrew McCutchen, R (1,8) OBP: 0.360, SLG: 0.459	F9			2-3		G6-3		4-0		3	0	1	0	1	0							
46 Garrett Jones, L (1,9) OBP: 0.340, SLG: 0.401				SF9				0-0		3	0	2	1	0	0							
41 Ryan Doumit, S (1,2) OBP: 0.365, SLG: 0.456	G3-1			G4-3				1-2		3	0	0	0	1	0							
85 Lastings Milledge, R (1,7) OBP: 0.358, SLG: 0.353	F8							4-2		3	0	0	0	1	0							
6 Jeff Clement, L (1,3) OBP: 0.246, SLG: 0.333				K		G4-3		G6-3		4	0	0	0	0	2							
2 Bobby Crosby, R (1,6) OBP: 0.333, SLG: 0.303				K		F8		2-0		4	1	1	0	0	2							
57 Zach Duke, L (1,1) OBP: 0.158, SLG: 0.118				F9		G4-3		1-0		2	0	0	0	0	0							
58 Steven Jackson, R (6,1) 15 Andy LaRoche, R (6,PH) Joel Hanrahan, R (8,1)								1-1		0	0	0	0	0	0							
Inning Stats	R: 0 E: 0 K: 0 S: 4	H: 0 LOB: 0 BB: 0 P: 5	R: 0 E: 0 K: 0 S: 7	H: 1 LOB: 0 BB: 0 P: 11	R: 0 E: 0 K: 2 S: 9	H: 0 LOB: 0 BB: 0 P: 13	R: 1 E: 0 K: 0 S: 9	H: 2 LOB: 1 BB: 0 P: 17	R: 0 E: 0 K: 0 S: 6	H: 0 LOB: 0 BB: 0 P: 10	R: 0 E: 1 K: 0 S: 9	H: 0 LOB: 1 BB: 0 P: 17	R: 0 E: 0 K: 0 S: 7	H: 1 LOB: 1 BB: 1 P: 14	R: 2 E: 0 K: 0 S: 8	H: 3 LOB: 1 BB: 1 P: 18	R: 0 E: 0 K: 2 S: 12	H: 0 LOB: 1 BB: 1 P: 19	1B: 3 2B: 4 3B: 0 HR: 0	SF: 1 SAC: 0 DP: 2 HBP: 0	WP: 0 PB: 0 SB: 0 CS: 1	PA: 35
PITCHER	IP WLS BF H R ER SO BB IBB HBP BLK WP HR S P ERA WHIP																					
32 Derek Lowe, R (1,1) ERA: 4.86	7.0 W 25 4 1 1 2 1 0 0 0 0 0 0 51 87 1.29 0.714																					
34 Eric O'Flaherty, L (8,1) ERA: 2.66	1.0 6 3 2 2 0 1 0 0 0 0 0 0 8 18 18.00 4.000																					
39 Jonny Venters, L (9,1) ERA: 0.95	1.0 4 0 0 0 2 1 0 0 0 0 0 0 12 19 0.00 1.000																					

Batter	1	2	3	4	5	6	7	8	9	AB	R	H	RBI	BB	SO	LOB	BOTTOM			
14 Martin Prado, R (1,4) OBP: 0.369, SLG: 0.448	22 1B 25 BB			G6-3		10 1B 22 1B		F7		5	2	3	0	0	0		Pittsburgh Pirates @ Atlanta Braves Turner Field, Atlanta, GA Fri May 28 20:10, 8:57 PM - 12:32 AM EDT Att: 23,442 - Drizzlie - 69 F			
22 Jason Heyward, L (1,9) OBP: 0.422, SLG: 0.568	19 FC5 25 1B	22 FC4-6 10 1B		10 FC5-4 10 1B		10 1B 10 1B		25 E HBP		3	0	2	0	1	0					
10 Chipper Jones, S (1,5) 39 Jonny Venters, L (9,1)	F8	25 F8 10 1B		FC5-4		1-2 2-3		K		5	0	2	3	0	1					
25 Troy Glaus, R (1,3) OBP: 0.356, SLG: 0.392	53 1B 8 2B	F8		F8		K		K		5	1	1	1	0	2					
19 Yunel Escobar, R (1,6) OBP: 0.296, SLG: 0.242	FC5 53 1B	G5-3				G6-3		P3		4	1	0	0	0	0					
53 Melky Cabrera, S (1,7) OBP: 0.311, SLG: 0.294	8 2B 1-2 2-3			G4-3		P3		F7		4	1	1	0	0	0					
8 David Ross, R (1,2) OBP: 0.400, SLG: 0.357	2-3 2B			K2-3		K		F9		4	0	3	3	0	1					
24 Nate McLouth, L (1,8) OBP: 0.301, SLG: 0.305	K			K		K		F9		4	0	0	0	0	3					
32 Derek Lowe, R (1,1) 7 Brooks Conrad, S (7,PH) 34 Eric O'Flaherty, L (8,1) 4 Omar Infante, R (9,5)	22 FC4-6 10 1B			L1		22 1B 14 1B		K		2	2	1	0	1	0					
Inning Stats	R: 4 E: 0 K: 1 S: 17	H: 4 LOB: 1 BB: 1 P: 27	R: 1 E: 0 K: 0 S: 12	H: 3 LOB: 2 BB: 0 P: 18	R: 0 E: 0 K: 1 S: 6	H: 1 LOB: 1 BB: 0 P: 8	R: 0 E: 0 K: 0 S: 7	H: 1 LOB: 1 BB: 0 P: 10	R: 0 E: 0 K: 1 S: 8	H: 0 LOB: 0 BB: 0 P: 11	R: 2 E: 0 K: 2 S: 15	H: 3 LOB: 2 BB: 1 P: 25	R: 0 E: 0 K: 1 S: 8	H: 1 LOB: 1 BB: 0 P: 12	R: 0 E: 1 K: 2 S: 9	H: 0 LOB: 1 BB: 0 P: 16		1B: 10 2B: 3 3B: 0 HR: 0	SF: 0 SAC: 0 DP: 0 HBP: 1	WP: 0 PB: 0 SB: 0 CS: 0
PITCHER	IP WLS BF H R ER SO BB IBB HBP BLK WP HR S P ERA WHIP																			
57 Zach Duke, L (1,1) ERA: 5.09	5.1 L 30 12 7 7 4 2 0 0 0 0 0 0 61 93 11.81 2.625																			
58 Steven Jackson, R (6,1) Joel Hanrahan, R (8,1)	1.2 6 1 0 0 2 0 0 0 0 0 0 0 12 18 0.00 0.600																			
1.0 4 0 0 0 2 0 0 1 0 0 0 0 9 16 0.00 0.000																				

Batter	1	2	3	4	5	6	7	8	9	AB	R	H	RBI	BB	SO	LOB	TOP					
22 Andrew McCutchen, R (1.8) OBP: 0.383, SLG: 0.473	4-2 B FF 91 S CU 82 B FF 92 B CH 81 F SI 83 S CH 82 B FF 92		1-1 B CU 79 S CH 81 X CH 80	3-2 C SI 90 B SI 89 C CU 78 B SI 90 S SI 88			3-3 S SL 80 B SI 89 T SI 91 S SL 81				3	1	1	1	1	1	1					
18 Neil Walker, S (1.4) OBP: 0.381, SLG: 0.550	1-2 1 SAFE M SI 90 1 SAFE B SI 90 1 SAFE B CU 80 S CH 81 D CH 82		0-0 X SI 90		0-1 C FF 89 X CH 79		1-3 C CU 76 C FF 91 B SI 83 S SL 83				3	0	2	0	1	1	0					
15 Andy LaRoche, R (1.5) OBP: 0.325, SLG: 0.365	0-0 X SI 90		1-1 1 SAFE C SI 90 B SI 89 S CH 81		1-0 B CU 80 X CH 79		1-1 B FF 92 S FF 93 X FF 93				3	0	0	0	0	0	2					
46 Garrett Jones, L (1.9) OBP: 0.333, SLG: 0.392	2-3 B FF 91 S FF 91 F SI 91 S CH 82 S CH 82		1-2 B CH 82 S FF 91 C SI 90 X FF 91		1-0 B FF 90 X SI 90		0-3 C FF 92 C FF 94				4	0	0	0	0	2	3					
41 Ryan Doumit, S (1.2) OBP: 0.363, SLG: 0.450	0-2 C CU 79 S CH 81 X CH 81				0-3 C SI 90 B SI 89 S CH 81		2-1 B CH 78 B CU 77 X SI 91		1-0 B FF 94 X FF 94		4	0	1	0	0	1	2					
2 Bobby Crosby, R (1.3) OBP: 0.330, SLG: 0.300		0-1 C CH 80 X SI 90		1-1 B FF 91 C FF 90 X FF 89		1-2 B SI 91 C CU 79 F FF 90 C CH 81 F SI 91 X CH 81		0-2 F FF 94 F FF 96 T FF 96			4	0	1	0	0	1	1					
85 Lastings Milledge, R (1.7) OBP: 0.324, SLG: 0.321		2-1 B FF 90 B CU 80 1 SAFE C SI 90 X SI 90		1-1 C FF 91 B SI 92 X SI 91		3-3 B SI 90 2 SAFE B CU 82 S CH 81		1-3 C FF 90 B SI 82 S FF 92			4	1	1	0	0	2	2					
5 Ronny Cedeno, R (1.6) OBP: 0.312, SLG: 0.392		0-2 C FF 91 F FF 89 X FF 88		0-1 1 SAFE C FF 90 X FF 89		1-3 B SI 90 S SL 79 S SL 81					3	1	2	0	0	1	0					
71 Brian Burres, L (1.1) OBP: 0.214, SLG: 0.357			1-3 C FF 91 S CH 81 B FF 90 S CH 81		0-1 1 SAFE C FF 90 X FF 89		1-1 C CH 80 B CH 82 X SI 92				2	0	1	2	0	1	1					
48 Javier López, L (6.1)											0	0	0	0	0	0						
24 Delwyn Young, S (7.7) OBP: 0.293, SLG: 0.468											0	0	0	0	0	0						
53 Brendan Donnelly, R (7.1)											0	0	0	0	0	0						
47 Evan Meek, R (8.1)											0	0	0	0	0	0						
Inning Stats	R: 0 E: 0 K: 1 S: 12	H: 0 LOB: 2 BB: 2 P: 22	R: 0 E: 0 K: 1 S: 11	H: 2 LOB: 1 BB: 0 P: 14	R: 1 E: 0 K: 0 S: 8	H: 2 LOB: 0 BB: 0 P: 11	R: 2 E: 0 K: 1 S: 14	H: 3 LOB: 1 BB: 0 P: 19	R: 0 E: 0 K: 0 S: 4	H: 1 LOB: 0 BB: 0 P: 6	R: 0 E: 0 K: 1 S: 11	H: 1 LOB: 0 BB: 0 P: 17	R: 0 E: 0 K: 2 S: 8	H: 0 LOB: 0 BB: 0 P: 13	R: 0 E: 0 K: 2 S: 8	H: 0 LOB: 0 BB: 0 P: 10	R: 0 E: 0 K: 2 S: 7	H: 0 LOB: 0 BB: 0 P: 9	1B: 5 2B: 4 3B: 1 HR: 1	SF: 0 SAC: 1 DP: 3 HBP: 0	WP: 1 SB: 0 CS: 0	PA: 34
PITCHER	IP WLS BF H R ER SO BB IBB HBP BLK WP HR S P ERA WHIP																	PITCHER	IP WLS BF H R ER SO BB IBB HBP BLK WP HR S P ERA WHIP			
54 Kris Medlen, R (1.1) ERA: 2.85	6.0 W 25 9 3 3 4 2 0 0 0 1 1 60 89 4.50 1.833																					
58 Peter Moylan, R (7.1) ERA: 2.01	1.0 H 3 0 0 0 2 0 0 0 0 0 0 8 13 0.00 0.000																					
40 Takashi Saito, R (8.1) ERA: 3.27	1.0 H 3 0 0 0 2 0 0 0 0 0 0 8 10 0.00 0.000																					
13 Billy Wagner, L (9.1) ERA: 1.89	1.0 S 3 0 0 0 2 0 0 0 0 0 0 7 9 0.00 0.000																					

Pittsburgh Pirates @ Atlanta Braves
Turner Field, Atlanta, GA
Sat May 29 2010, 7:12 PM - 10:24 PM EDT
Att: 29,132 - Cloudy - 78 F

AB	31
R	3
H	9
RBI	3
BB	2
SO	10
LOB	12



Batter	1	2	3	4	5	6	7	8	9	AB	R	H	RBI	BB	SO	LOB	BOTTOM			
14 Martín Prado, R (1.4) OBP: 0.370, SLG: 0.454	1-2 B SI 87 C CH 81 C FF 88		3-1 B SI 87 B CH 79 C FF 88 X FF 88		2-0 B SI 88 B CH 81 X SI 89	0-1 1 SAFE C CH 80 X CH 80	2-0 B SI 96 R FF 95 X FF 93	2-0 B SI 86 R FF 95 X FF 93			4	1	2	3	0	0	0			
22 Jason Heyward, L (1.9) OBP: 0.422, SLG: 0.589	3-1 S FF 88 B SI 89 B SI 89 X SI 90		0-1 C CU 76 X SI 91		1-1 1 SAFE C FF 89 B SI 89 X CH 77	1-1 1 SAFE C SI 90 B SI 80 S SL 79 X SI 88	3-1 B SI 96 R FF 95 X FF 93	3-1 B FF 96 F FF 94 B CU 83 B FF 97 X FF 96			5	1	2	1	0	0	3			
10 Chipper Jones, S (1.5) OBP: 0.395, SLG: 0.353	2-0 B SI 89 B CU 74 X SI 89		4-0 B SI 89 B CU 74 B SI 90		4-1 B SI 89 B CH 81 C CU 75 B CU 75		0-1 C FF 92 X FS 87				2	1	1	0	2	0	0			
25 Troy Glaus, R (1.3) OBP: 0.359, SLG: 0.396	4-0 B SI 89 B SI 89 B SI 89		1-0 B SI 89 X FF 89		2-1 B SI 89 F FF 90 X SI 89		0-3 C FF 92 S CH 86				3	0	1	2	1	1	2			
19 Yunel Escobar, R (1.6) OBP: 0.288, SLG: 0.234	0-2 F SI 89 C CU 74 F FF 89 T SL 82		0-0 X SI 89		1-2 C CU 74 C CU 74 X FF 90		1-1 F FS 88 X FS 87				4	0	0	0	0	1	5			
53 Melky Cabrera, S (1.7) OBP: 0.310, SLG: 0.293	0-0 X SI 89				3-2 B SI 88 B CH 80 B SI 89 C FF 88 C FF 89 X SI 90		2-0 B CH 81 B CH 80 X SI 89		2-2 C FS 86 B CH 83 B CH 82 C FF 89 X CH 84		4	1	1	0	0	0	3			
8 David Ross, R (1.2) OBP: 0.396, SLG: 0.356		2-2 B SI 88 F SI 87 B FF 89 X FF 90		3-2 C SI 90 B SI 89 B CH 82 B CU 77 X FF 90		1-0 B SI 88 X SI 89		0-0 X FS 86			3	1	1	0	0	0	0			
24 Nate McLouth, L (1.8) OBP: 0.306, SLG: 0.306		3-2 C SI 89 L SI 90 L FF 90 B SI 89 B SI 89 X FF 90		3-1 B SI 90 B SI 91 L SI 78 B FF 91 B SI 90 X SI 91		3-1 1 SAFE B SI 88 L SI 78 H CU 73		1-3 B CH 82 F FS 88 C FS 87			3	0	1	0	0	1	1			
54 Kris Medlen, S (1.1) ERA: 5.62		1-3 C SI 89 B CU 77 F FF 90 S FF 90		0-0 X SI 89		0-0 1 SAFE X SI 88		4-0 B SI 87 B SI 87 B SI 86			2	0	0	0	0	1	1			
4 Omar Infante, R (6.7) ERA: 0.47, SLG: 0.413											1	0	0	0	0	0	2			
58 Peter Moylan, R (7.1) ERA: 1.77											0	0	0	0	0	0	0			
40 Takashi Saito, L (8.1) ERA: 0.14											0	0	0	0	0	0	0			
20 Eric Hinske, L (8.7) ERA: 0.92											0	1	0	0	1	0	0			
13 Billy Wagner, L (9.1) ERA: 0.92											0	0	0	0	0	0	0			
Inning Stats	R: 1 E: 0 K: 1 S: 12	H: 2 LOB: 1 BB: 1 P: 22	R: 0 E: 0 K: 1 S: 12	H: 0 LOB: 0 BB: 0 P: 18	R: 0 E: 0 K: 0 S: 6	H: 1 LOB: 2 BB: 1 P: 14	R: 0 E: 0 K: 0 S: 9	H: 1 LOB: 1 BB: 0 P: 18	R: 2 E: 0 K: 0 S: 10	H: 2 LOB: 1 BB: 1 P: 22	R: 1 E: 0 K: 0 S: 8	H: 1 LOB: 0 BB: 0 P: 14	R: 0 E: 0 K: 1 S: 7	H: 0 LOB: 0 BB: 0 P: 8	R: 2 E: 0 K: 1 S: 10	H: 2 LOB: 1 BB: 1 P: 22	1B: 5 2B: 3 3B: 0 HR: 1	SF: 1 SAC: 1 DP: 0 HBP: 1	WP: 2 SB: 0 CS: 0	PA: 38
PITCHER	IP WLS BF H R ER SO BB IBB HBP BLK WP HR S P ERA WHIP																	PITCHER	IP WLS BF H R ER SO BB IBB HBP BLK WP HR S P ERA WHIP	
71 Brian Burres, L (1.1) ERA: 5.62	5.0 L 25 7 4 4 2 3 0 0 0 0 1 50 96 7.20 2.000																			
48 Javier López, L (6.1) ERA: 1.77	1.0 4 0 0 0 0 0 0 0 1 0 1 0 7 12 0.00 0.000																			
53 Brendan Donnelly, R (7.1) ERA: 0.14	1.2 7 1 2 2 2 1 0 0 0 0 0 14 22 10.80 1.200																			
47 Evan Meek, R (8.1) ERA: 0.92	0.1 2 1 0 0 0 0 0 0 0 0 0 3 8 0.00 3.000																			

Pittsburgh Pirates @ Atlanta Braves
Turner Field, Atlanta, GA
Sat May 29 2010, 7:12 PM - 10:24 PM EDT
Att: 29,132 - Cloudy - 78 F

AB	31
R	6
H	9
RBI	6
BB	4
SO	4
LOB	17



Batter	1	2	3	4	5	6	7	8	9	AB	R	H	RBI	BB	SO	LOB	TOP				
22 Andrew McCutchen, R OBP: 0.380, SLG: 0.489	G1-3		K			G4-3		K		4	0	1	0	0	2	1	Pittsburgh Pirates @ Atlanta Braves Turner Field, Atlanta, GA Sun May 30 2010, 1:38 PM - 4:32 PM EDT Att: 31,078 - Cloudy - 78 F				
18 Neil Walker, S OBP: 0.320, SLG: 0.458	F8			F9		G4-3		F7		4	0	0	0	0	0	2					
24 Delwyn Young, S OBP: 0.206, SLG: 0.387	F7			G5-3		K		K		4	0	0	0	0	2	2					
46 Garrett Jones, L OBP: 0.336, SLG: 0.391		F8		F8				P1		3	1	1	0	1	0	0					
6 Jeff Clement, L OBP: 0.248, SLG: 0.359 2 Bobby Crosby, R OBP: 0.326, SLG: 0.296	G6-3			G4-3				F7		3	1	1	2	0	0	1					
5 Ronny Cedeno, R OBP: 0.306, SLG: 0.385	P4			F8				G1-3		1	0	0	0	0	0	0					
35 Jason Jaramillo, S OBP: 0.262, SLG: 0.308				F9				G3		3	0	0	0	0	0	0					
3 Akinori Iwamura, L OBP: 0.274, SLG: 0.250 Joel Hanrahan, R				FC1-6				K		2	0	0	0	0	1	0					
48 Javier López, L				SH4-3				K		0	0	0	0	0	0	0					
28 Paul Maholm, L 15 Andy LaRoche, R OBP: 0.322, SLG: 0.362				SH4-3				K		1	0	0	0	0	0	1					
Inning Stats	R: 0 E: 0 K: 0 S: 7	H: 0 LOB: 0 BB: 0 P: 10	R: 0 E: 0 K: 0 S: 7	H: 1 LOB: 0 BB: 0 P: 9	R: 0 E: 0 K: 1 S: 7	H: 0 LOB: 1 BB: 1 P: 15	R: 0 E: 0 K: 0 S: 9	H: 0 LOB: 0 BB: 0 P: 13	R: 0 E: 0 K: 0 S: 12	H: 2 LOB: 2 BB: 0 P: 15	R: 2 E: 0 K: 1 S: 13	H: 1 LOB: 0 BB: 1 P: 21	R: 0 E: 0 K: 2 S: 9	H: 0 LOB: 0 BB: 0 P: 12	R: 0 E: 0 K: 1 S: 6	H: 0 LOB: 0 BB: 0 P: 10	1B: 3 2B: 0 3B: 0 HR: 1	SF: 0 SAC: 1 DP: 1 HBP: 0	WP: 0 PB: 0 SB: 0 CS: 0	PA: 32	
PITCHER	IP	WLS	BF	H	R	ER	SO	BB	IBB	HBP	BLK	WP	HR	S	P	ERA	WHIP				
11 Kenshin Kawakami, R ERA: 4.86	6.2		25	4	2	2	2	2	0	0	0	0	1	63	93	2.70	0.900				
34 Eric O'Flaherty, L ERA: 2.61	0.1		1	0	0	0	1	0	0	0	0	0	0	3	5	0.00	0.000				
40 Takashi Saito, R ERA: 3.13	1.0	W	3	0	0	0	2	0	0	0	0	0	0	9	12	0.00	0.000				
13 Billy Wagner, L ERA: 1.8	1.0	S	3	0	0	0	1	0	0	0	0	0	0	6	10	0.00	0.000				

Batter	1	2	3	4	5	6	7	8	9	AB	R	H	RBI	BB	SO	LOB	BOTTOM				
14 Martín Prado, R OBP: 0.371, SLG: 0.453	F9			F8				K		5	1	2	0	0	1	5	Pittsburgh Pirates @ Atlanta Braves Turner Field, Atlanta, GA Sun May 30 2010, 1:38 PM - 4:32 PM EDT Att: 31,078 - Cloudy - 78 F				
4 Omar Infante, R OBP: 0.333, SLG: 0.396 10 Chipper Jones, S OBP: 0.399, SLG: 0.357	F7			F7				P3		4	0	0	0	0	1	3					
22 Jason Heyward, L OBP: 0.421, SLG: 0.596	F7			G4-3				G4-3		1	1	1	1	0	0	0					
25 Troy Glaus, R OBP: 0.365, SLG: 0.415	SF8			G4-3				G4-3		5	0	2	2	0	1	2					
19 Yunel Escobar, R OBP: 0.298, SLG: 0.248	CS			G4-3				G4-3		2	1	1	2	2	0	0					
53 Melky Cabrera, S OBP: 0.314, SLG: 0.306				G4-3				G4-3		2	1	1	2	2	0	0					
8 David Ross, R OBP: 0.411, SLG: 0.348 20 Eric Hinske, L OBP: 0.393, SLG: 0.620 13 Billy Wagner, L				G4-3				G4-3		4	0	2	0	0	2	2					
24 Nate McLouth, L OBP: 0.305, SLG: 0.299				G4-3				G4-3		1	0	0	0	2	0	2					
11 Kenshin Kawakami, R OBP: 0.250, SLG: 0.214 34 Eric O'Flaherty, L				G4-3				G4-3		1	0	0	0	2	0	2					
40 Takashi Saito, L 16 Brian McCann, L OBP: 0.387, SLG: 0.429				G4-3				G4-3		1	0	0	0	0	0	0					
Inning Stats	R: 1 E: 0 K: 0 S: 9	H: 2 LOB: 0 BB: 0 P: 15	R: 0 E: 0 K: 2 S: 15	H: 2 LOB: 3 BB: 1 P: 24	R: 1 E: 0 K: 1 S: 15	H: 3 LOB: 3 BB: 1 P: 24	R: 0 E: 0 K: 0 S: 8	H: 0 LOB: 0 BB: 0 P: 10	R: 0 E: 0 K: 2 S: 14	H: 1 LOB: 2 BB: 1 P: 21	R: 0 E: 0 K: 1 S: 9	H: 0 LOB: 0 BB: 0 P: 12	R: 3 E: 0 K: 1 S: 18	H: 2 LOB: 3 BB: 3 P: 35	R: 0 E: 0 K: 1 S: 6	H: 0 LOB: 0 BB: 0 P: 10	1B: 8 2B: 2 3B: 1 HR: 1	SF: 1 SAC: 0 DP: 0 HBP: 0	WP: 0 PB: 0 SB: 2 CS: 1	PA: 42	
PITCHER	IP	WLS	BF	H	R	ER	SO	BB	IBB	HBP	BLK	WP	HR	S	P	ERA	WHIP				
28 Paul Maholm, L ERA: 3.9	6.0		30	10	2	2	5	3	0	0	0	0	0	71	113	3.00	2.167				
Joel Hanrahan, R ERA: 5.66	1.2	L	8	1	3	3	2	2	0	0	0	0	0	21	35	16.20	1.800				
48 Javier López, L ERA: 1.74	0.1		3	1	0	0	0	1	0	0	0	0	0	6	12	0.00	6.000				



Batter	1	2	3	4	5	6	7	8	9	AB R H RBI BB SO LOB	TOP											
56 Andres Torres, S OBP: 0.373, SLG: 0.477	F8		B2-3			21 2B		21 1B		5 1 3 1 0 0 0	San Francisco Giants @ Pittsburgh Pirates PNC Park, Pittsburgh, PA Sat Jun 05 2010, 7:07 PM - 10:09 PM EDT Att: 36,687 - Cloudy - 70 F											
21 Freddy Sanchez, R OBP: 0.433, SLG: 0.448	G6-3				5 G5-4-3 1B	5 G6-3 2B	L1	F7		5 1 2 1 0 0 4												
5 Juan Uribe, R OBP: 0.337, SLG: 0.455	F9				G5-4-3	G6-3	P4			4 0 0 0 0 0 3												
1 Bengie Molina, R OBP: 0.315, SLG: 0.329		F9				G4-3				2 0 1 0 0 0 0												
45 Dan Runzler, L										0 0 0 0 0 0 0												
35 Travis Ishikawa, L OBP: 0.321, SLG: 0.520										1 0 0 0 0 1 1												
17 Aubrey Huff, L OBP: 0.381, SLG: 0.481		G4-3				G4-3				3 1 0 0 1 0 1												
9 Pat Burrell, R OBP: 0.290, SLG: 0.341										4 0 1 0 0 1 1												
28 Buster Posey, R OBP: 0.444, SLG: 0.593										4 0 1 0 0 1 3												
48 Pablo Sandoval, S OBP: 0.333, SLG: 0.425			G3							4 0 1 0 0 0 2												
37 Todd Wellemeyer, R OBP: 0.115, SLG: 0.111										1 0 0 0 0 0 1 0												
53 Denny Bautista, R										0 0 0 0 0 0 0 0												
22 Eli Whiteside, R										2 0 0 0 0 0 0 2												
34 Matt Downs, R										1 0 0 1 0 0 0 0												
54 Sergio Romo, R										0 0 0 0 0 0 0 0												
12 Nate Schierholz, L OBP: 0.302, SLG: 0.391										0 0 0 0 0 1 0 0												
Inning Stats	R: 0 E: 0 K: 0 S: 6	H: 0 LOB: 0 BB: 0 P: 9	R: 0 E: 0 K: 0 S: 10	H: 1 LOB: 1 BB: 0 P: 14	R: 0 E: 0 K: 1 S: 6	H: 0 LOB: 0 BB: 0 P: 7	R: 0 E: 0 K: 0 S: 12	H: 2 LOB: 1 BB: 0 P: 17	R: 0 E: 1 K: 0 S: 10	H: 0 LOB: 1 BB: 0 P: 16	R: 2 E: 0 K: 0 S: 8	H: 2 LOB: 0 BB: 0 P: 14	R: 0 E: 0 K: 0 S: 8	H: 1 LOB: 1 BB: 0 P: 15	R: 0 E: 0 K: 1 S: 11	H: 1 LOB: 1 BB: 0 P: 17	R: 1 E: 0 K: 2 S: 16	H: 2 LOB: 3 BB: 2 P: 29	1B: 5 2B: 4 3B: 0 HR: 0	SF: 0 SAC: 0 DP: 1 HBP: 0	WP: 0 PB: 0 SB: 1 CS: 0	PA: 38
PITCHER	IP WLS BF H R ER SO BB IBB HBP BLK WP HR S P ERA WHIP											IP WLS BF H R ER SO BB IBB HBP BLK WP HR S P ERA WHIP										
28 Paul Maholm, L ERA: 3.8	6.1 W 25 6 2 2 1 0 0 0 0 0 0 0 0 0 0 0 0 2.84 0.947											6.1 W 25 6 2 2 1 0 0 0 0 0 0 0 0 0 0 0 0 2.84 0.947										
47 Evan Meek, R ERA: 0.94	0.2 2 0 0 0 0 0 0 0 0 0 0 0 4 6 0.00 0.000											0.2 2 0 0 0 0 0 0 0 0 0 0 0 4 6 0.00 0.000										
Joel Hanrahan, R ERA: 4.94	1.0 4 1 0 0 1 0 0 0 0 0 0 0 11 17 0.00 1.000											1.0 4 1 0 0 1 0 0 0 0 0 0 0 11 17 0.00 1.000										
29 Octavio Dotel, R ERA: 5.24	1.0 7 2 1 1 2 2 0 0 0 0 0 0 16 29 9.00 4.000											1.0 7 2 1 1 2 2 0 0 0 0 0 0 16 29 9.00 4.000										

Batter	1	2	3	4	5	6	7	8	9	AB R H RBI BB SO LOB	BOTTOM									
22 Andrew McCutchen, R OBP: 0.391, SLG: 0.495	18 1B		18 3B			41 G1-6-3 1B				5 3 4 1 0 1 1	San Francisco Giants @ Pittsburgh Pirates PNC Park, Pittsburgh, PA Sat Jun 05 2010, 7:07 PM - 10:09 PM EDT Att: 36,687 - Cloudy - 70 F									
18 Neil Walker, S OBP: 0.310, SLG: 0.590			41 HR		41 2B					3 2 2 1 1 0 1										
41 Ryan Doumit, S OBP: 0.366, SLG: 0.463	SF8					G1-6-3				3 1 2 4 0 0 1										
46 Garrett Jones, L OBP: 0.335, SLG: 0.420	F9		15 G4-6-3 1B			F7				4 0 1 0 0 0 2										
24 Delwyn Young, S OBP: 0.277, SLG: 0.392	K		15 G4-6-3 1B			15 G6-4-3 1B				4 0 2 0 0 2 2										
15 Andy LaRoche, R OBP: 0.317, SLG: 0.349		G5-3	G4-6-3		F7		G6-4-3			4 0 0 0 0 0 4										
85 Lastings Milledge, R OBP: 0.326, SLG: 0.534										3 0 1 0 1 0 0										
5 Ronny Cedeno, R OBP: 0.287, SLG: 0.354	K									3 0 0 0 1 1 1										
28 Paul Maholm, L										3 0 0 0 0 1 4										
47 Evan Meek, R										0 0 0 0 0 0 0										
Joel Hanrahan, R										0 0 0 0 0 0 0										
3 Akinori Iwamura, L OBP: 0.280, SLG: 0.253										1 0 1 0 0 0 0										
29 Octavio Dotel, R										0 0 0 0 0 0 0										
Inning Stats	R: 1 E: 0 K: 1 S: 11	H: 2 LOB: 1 BB: 0 P: 17	R: 0 E: 0 K: 1 S: 6	H: 1 LOB: 1 BB: 0 P: 9	R: 3 E: 0 K: 0 S: 23	H: 5 LOB: 3 BB: 2 P: 39	R: 2 E: 0 K: 1 S: 13	H: 2 LOB: 1 BB: 1 P: 23	R: 0 E: 0 K: 1 S: 11	H: 0 LOB: 0 BB: 0 P: 15	R: 0 E: 0 K: 0 S: 6	H: 1 LOB: 0 BB: 0 P: 10	R: 0 E: 0 K: 0 S: 8	H: 1 LOB: 0 BB: 0 P: 11	R: 0 E: 0 K: 1 S: 9	H: 1 LOB: 1 BB: 0 P: 13	1B: 6 2B: 4 3B: 1 HR: 2	SF: 1 SAC: 0 DP: 3 HBP: 0	WP: 1 PB: 0 SB: 0 CS: 0	PA: 37
PITCHER	IP WLS BF H R ER SO BB IBB HBP BLK WP HR S P ERA WHIP											IP WLS BF H R ER SO BB IBB HBP BLK WP HR S P ERA WHIP								
37 Todd Wellemeyer, R ERA: 5.72	3.0 L 20 9 6 6 2 3 0 0 0 0 0 1 0 22 72 18.00 4.000											3.0 L 20 9 6 6 2 3 0 0 0 0 0 1 0 22 72 18.00 4.000								
53 Denny Bautista, R ERA: 1.35	2.0 7 1 0 0 2 0 0 0 0 0 1 0 22 31 0.00 0.500											2.0 7 1 0 0 2 0 0 0 0 0 1 0 22 31 0.00 0.500								
45 Dan Runzler, L ERA: 4.09	1.1 5 2 0 0 0 0 0 0 0 0 0 0 12 19 0.00 1.500											1.1 5 2 0 0 0 0 0 0 0 0 0 0 12 19 0.00 1.500								
54 Sergio Romo, R ERA: 2.74	1.2 5 1 0 0 1 0 0 0 0 0 0 0 11 15 0.00 0.600											1.2 5 1 0 0 1 0 0 0 0 0 0 0 11 15 0.00 0.600								



Batter	1	2	3	4	5	6	7	8	9	AB	R	H	RBI	BB	SO	LOB	TOP							
2 Ryan Theriot, R OBP: 0.322, SLG: 0.318										3	4	2	0	2	0	1								
28 Jeff Baker, R OBP: 0.268, SLG: 0.387										4	0	1	2	0	2	3								
25 Derrek Lee, R OBP: 0.339, SLG: 0.365										5	1	1	1	0	0	3								
22 Xavier Nady, R OBP: 0.337, SLG: 0.420										3	0	0	0	1	0	2								
21 Tyler Colvin, L OBP: 0.351, SLG: 0.605										1	0	0	0	0	1	1								
24 Marlon Byrd, R OBP: 0.360, SLG: 0.519										4	1	3	2	0	0	0								
12 Alfonso Soriano, R OBP: 0.232, SLG: 0.563										3	0	0	0	2	1	5								
18 Geovany Soto, R OBP: 0.404, SLG: 0.415										4	0	2	1	0	1	1								
13 Starlin Castro, R OBP: 0.321, SLG: 0.359										3	0	0	0	1	0	3								
52 Carlos Silva, R OBP: 0.217, SLG: 0.150										3	0	1	0	0	0	3								
16 Aramis Ramirez, R OBP: 0.232, SLG: 0.285										1	0	0	0	0	1	0								
44 Jeff Stevens, R OBP: 0.321, SLG: 0.359										0	0	0	0	0	0	0								
45 Sean Marshall, L OBP: 0.321, SLG: 0.359										0	0	0	0	0	0	0								
Inning Stats	R: 1 E: 0 K: 0 S: 8	H: 1 LOB: 0 BB: 0 P: 13	R: 0 E: 0 K: 0 S: 6	H: 2 LOB: 1 BB: 1 P: 15	R: 1 E: 0 K: 0 S: 12	H: 2 LOB: 1 BB: 0 P: 17	R: 1 E: 0 K: 0 S: 7	H: 1 LOB: 1 BB: 0 P: 14	R: 0 E: 0 K: 0 S: 11	H: 0 LOB: 1 BB: 1 P: 17	R: 0 E: 0 K: 1 S: 8	H: 0 LOB: 3 BB: 2 P: 20	R: 1 E: 0 K: 1 S: 12	H: 1 LOB: 3 BB: 2 P: 25	R: 0 E: 0 K: 1 S: 8	H: 0 LOB: 0 BB: 0 P: 14	R: 2 E: 0 K: 3 S: 17	H: 3 LOB: 1 BB: 0 P: 22	1B: 7 2B: 3 3B: 0 HR: 0	SF: 1 SAC: 0 DP: 1 HBP: 1	WP: 3 PB: 0 SB: 3 CS: 1	PA: 42		
PITCHER	IP WLS BF H R ER SO BB IBB HBP BLK WP HR S P ERA WHIP	5.0 L 22 6 3 3 0 2 0 1 0 0 0 44 76 5.40 1.600	1.0 5 0 0 0 1 1 1 0 0 0 8 20 0.00 1.000	2.0 9 1 1 2 2 0 0 0 0 0 20 39 4.50 1.500	1.0 6 3 2 2 3 0 0 0 0 2 0 17 22 18.00 3.000																			
22 Andrew McCutchen, R OBP: 0.381, SLG: 0.488										4	0	1	0	0	1	3								
18 Neil Walker, S OBP: 0.380, SLG: 0.543										4	0	1	0	0	1	1								
24 Delwyn Young, S OBP: 0.273, SLG: 0.417										4	0	0	0	0	2	1								
46 Garrett Jones, L OBP: 0.339, SLG: 0.435										4	0	0	0	0	2	1								
85 Lastings Milledge, R OBP: 0.322, SLG: 0.324										4	1	1	0	0	0	0								
2 Bobby Crosby, R OBP: 0.320, SLG: 0.315										4	0	2	0	0	0	1								
35 Jason Jaramillo, S OBP: 0.261, SLG: 0.293										2	0	0	1	1	1	1								
5 Ronny Cedeno, R OBP: 0.286, SLG: 0.350										4	0	1	0	0	1	2								
59 Dana Eveland, L ERA: 2.93										1	0	0	0	0	0	0								
3 Aknori Iwamura, L ERA: 2.93										0	0	0	0	0	0	0								
43 Jack Taschner, L ERA: 6.05										0	0	0	0	0	0	0								
15 Andy LaRoche, R ERA: 1.91										2	0	0	1	1	1	1								
Inning Stats	R: 0 E: 0 K: 1 S: 9	H: 1 LOB: 0 BB: 0 P: 14	R: 0 E: 0 K: 1 S: 14	H: 0 LOB: 0 BB: 0 P: 18	R: 0 E: 0 K: 1 S: 8	H: 0 LOB: 0 BB: 0 P: 11	R: 0 E: 0 K: 0 S: 12	H: 2 LOB: 3 BB: 1 P: 17	R: 0 E: 0 K: 0 S: 6	H: 0 LOB: 0 BB: 0 P: 6	R: 1 E: 0 K: 0 S: 13	H: 1 LOB: 0 BB: 0 P: 19	R: 0 E: 0 K: 1 S: 8	H: 1 LOB: 1 BB: 0 P: 11	R: 0 E: 0 K: 1 S: 8	H: 1 LOB: 2 BB: 1 P: 14	1B: 1 2B: 4 3B: 1 HR: 0	SF: 1 SAC: 0 DP: 0 HBP: 0	WP: 0 PB: 0 SB: 0 CS: 0	PA: 35				
PITCHER	IP WLS BF H R ER SO BB IBB HBP BLK WP HR S P ERA WHIP	7.0 W 26 4 1 1 5 1 0 0 0 0 0 3 5 0.00 3.000	0.1 H 2 1 0 0 0 0 0 0 0 0 0 3 5 0.00 3.000	1.2 S 7 1 0 0 2 1 0 0 0 0 0 0 13 20 0.00 1.200																				

Chicago Cubs @ Pittsburgh Pirates
PNC Park, Pittsburgh, PA
Mon Jun 07 2010, 12:37 PM - 3:22 PM EDT
Att: 12,768 - Cloudy - 65 F

AB	34
R	6
H	10
RBI	6
BB	6
SO	6
LOB	22



Chicago Cubs @ Pittsburgh Pirates
PNC Park, Pittsburgh, PA
Mon Jun 07 2010, 12:37 PM - 3:22 PM EDT
Att: 12,768 - Cloudy - 65 F

AB	32
R	1
H	6
RBI	1
BB	2
SO	7
LOB	11



Batter	1	2	3	4	5	6	7	8	9	AB	R	H	RBI	BB	SO	LOB	TOP										
22 Andrew McCutchen, R (1.8) OBP: 0.370, SLG: 0.479	L6		G5-3			K		F9		4	0	0	0	0	1	1	Pittsburgh Pirates @ Washington Nationals Nationals Park, Washington, DC Tue Jun 08 2010, 7:06 PM - 9:25 PM EDT Att: 40,315 - Partly Cloudy - 75 F										
18 Neil Walker, S (1.4) OBP: 0.370, SLG: 0.520	G3					K				4	1	1	0	0	2	0											
85 Lastings Milledge, R (1.7) OBP: 0.320, SLG: 0.322	K					K2-3				4	0	1	0	0	2	0											
46 Garrett Jones, L (1.3) OBP: 0.333, SLG: 0.427										4	0	0	0	0	2	2											
24 Delwyn Young, S (1.9) OBP: 0.275, SLG: 0.448										3	1	1	2	0	2	0											
15 Andy LaRoche, R (1.5) OBP: 0.309, SLG: 0.338										3	0	1	0	0	1	0											
5 Ronny Cedeno, R (1.6) OBP: 0.286, SLG: 0.349										3	0	1	0	0	2	1											
35 Jason Jaramillo, S (1.2) OBP: 0.245, SLG: 0.273										3	0	0	0	0	2	1											
27 Jeff Karstens, R (1.1) OBP: 0.250, SLG: 0.182										2	0	0	0	0	2	0											
47 Evan Meek, R (6.1) OBP: 0.245, SLG: 0.340										0	0	0	0	0	0	0											
19 Ryan Church, L (8. PH) OBP: 0.245, SLG: 0.340										1	0	0	0	0	1	1											
48 Javier López, L (8.1)										0	0	0	0	0	0	0											
Inning Stats	R: 0 E: 0 K: 1 S: 6	H: 0 LOB: 0 BB: 0 P: 11	R: 0 E: 0 K: 3 S: 12	H: 1 LOB: 1 BB: 0 P: 19	R: 0 E: 0 K: 2 S: 7	H: 0 LOB: 0 BB: 0 P: 10	R: 2 E: 0 K: 0 S: 9	H: 3 LOB: 0 BB: 0 P: 16	R: 0 E: 0 K: 2 S: 11	H: 0 LOB: 0 BB: 0 P: 14	R: 0 E: 0 K: 3 S: 9	H: 0 LOB: 0 BB: 0 P: 11	R: 0 E: 0 K: 3 S: 11	H: 0 LOB: 0 BB: 0 P: 13	R: 0 E: 0 K: 2 S: 11	H: 1 LOB: 1 BB: 0 P: 16	R: 0 E: 0 K: 1 S: 7	H: 0 LOB: 0 BB: 0 P: 10	1B: 4 2B: 0 3B: 0 HR: 1	SF: 0 SAC: 0 DP: 1 HBP: 0	WP: 0 PB: 0 SB: 1 CS: 0	PA: 31					
PITCHER	IP	WLS	BF	H	R	ER	SO	BB	IBB	HBP	BLK	WP	HR	S	P	ERA	WHIP										
37 Stephen Strasburg, R (1.1) ERA: 2.57	7.0	W	24	4	2	2	14	0	0	0	0	0	1	65	94	2.57	0.571										
36 Tyler Clippard, R (8.1) ERA: 1.62	1.0	H	4	1	0	0	2	0	0	0	0	0	0	11	16	0.00	1.000										
55 Matt Capps, R (9.1) ERA: 3.49	1.0	S	3	0	0	0	1	0	0	0	0	0	0	7	10	0.00	0.000										

AB	31
R	2
H	5
RBI	2
BB	0
SO	17
LOB	6



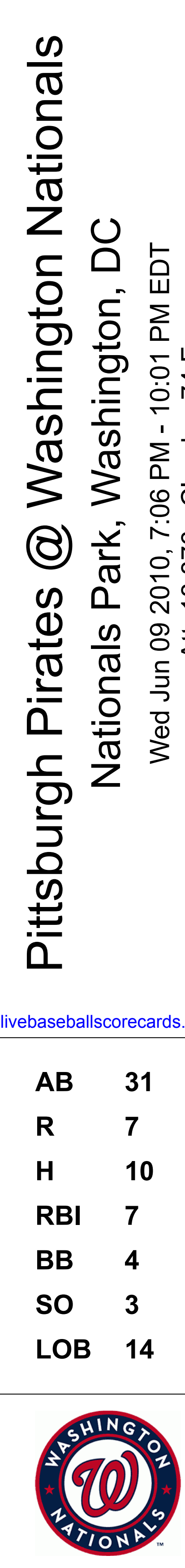
Batter	1	2	3	4	5	6	7	8	9	AB	R	H	RBI	BB	SO	LOB	BOTTOM										
15 Cristian Guzman, S (1.4) OBP: 0.337, SLG: 0.393	G5-3		F8					G6-3		4	0	1	0	0	0	0	Pittsburgh Pirates @ Washington Nationals Nationals Park, Washington, DC Tue Jun 08 2010, 7:06 PM - 9:25 PM EDT Att: 40,315 - Partly Cloudy - 75 F										
1 Nyjer Morgan, L (1.8) OBP: 0.325, SLG: 0.348	G6-3									4	0	1	0	0	0	1											
11 Ryan Zimmerman, R (1.5) OBP: 0.414, SLG: 0.599										4	3	3	1	0	0	1											
44 Adam Dunn, L (1.3) OBP: 0.378, SLG: 0.541										4	1	3	2	0	0	0											
20 Adam Kennedy, L (8. PR) OBP: 0.321, SLG: 0.339										0	0	0	0	0	0	0											
16 Josh Willingham, R (1.7) OBP: 0.427, SLG: 0.511										3	1	1	1	1	0	1											
7 Ivan Rodriguez, R (1.2) OBP: 0.396, SLG: 0.449										4	0	2	0	0	0	2											
2 Roger Bernadina, L (1.9) OBP: 0.313, SLG: 0.385										4	0	0	0	0	0	5											
6 Ian Desmond, R (1.6) OBP: 0.307, SLG: 0.406										3	0	0	0	0	0	1											
37 Stephen Strasburg, R (1.1) ERA: 4.81										2	0	0	0	0	0	0											
22 Willie Harris, L (7. PH) OBP: 0.279, SLG: 0.382										1	0	0	0	0	1	0											
36 Tyler Clippard, R (8.1) ERA: 0.79										0	0	0	0	0	0	0											
55 Matt Capps, R (9.1) ERA: 1.96										0	0	0	0	0	0	0											
Inning Stats	R: 1 E: 0 K: 0 S: 8	H: 1 LOB: 0 BB: 0 P: 8	R: 0 E: 0 K: 0 S: 10	H: 1 LOB: 1 BB: 0 P: 15	R: 0 E: 0 K: 0 S: 9	H: 1 LOB: 1 BB: 0 P: 14	R: 0 E: 0 K: 0 S: 6	H: 2 LOB: 1 BB: 0 P: 9	R: 0 E: 0 K: 0 S: 10	H: 1 LOB: 1 BB: 0 P: 12	R: 3 E: 0 K: 0 S: 18	H: 3 LOB: 0 BB: 0 P: 25	R: 0 E: 0 K: 1 S: 9	H: 0 LOB: 0 BB: 0 P: 11	R: 1 E: 0 K: 0 S: 6	H: 2 LOB: 2 BB: 1 P: 10	1B: 6 2B: 3 3B: 0 HR: 3	SF: 0 SAC: 0 DP: 2 HBP: 0	WP: 0 PB: 0 SB: 0 CS: 0	PA: 34							
PITCHER	IP	WLS	BF	H	R	ER	SO	BB	IBB	HBP	BLK	WP	HR	S	P	ERA	WHIP										
27 Jeff Karstens, R (1.1) ERA: 4.81	5.0	L	23	9	4	4	0	0	0	0	0	0	0	18	22	0.00	0.000										
47 Evan Meek, R (6.1) ERA: 0.79	2.0		6	0	0	0	1	0	0	0	0	0	0	6	10	9.00	3.000										
48 Javier López, L (8.1) ERA: 1.96	1.0		5	2	1	1	0	1	0	0	0	0	0	6	10	9.00	3.000										

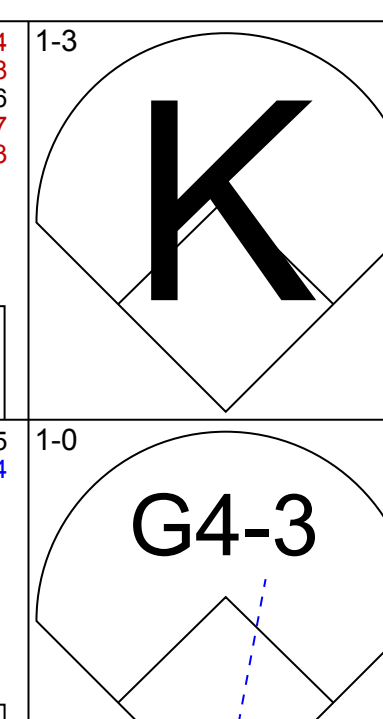
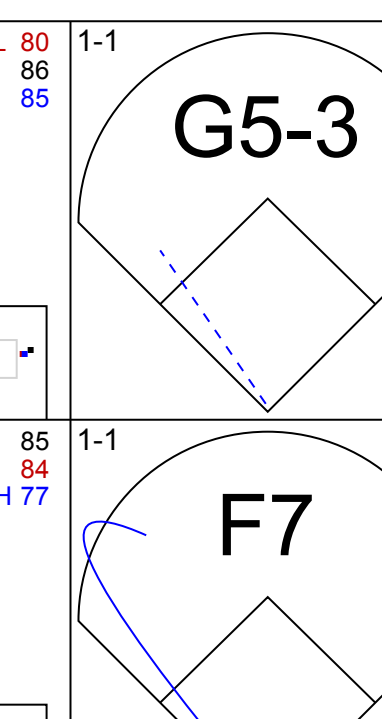
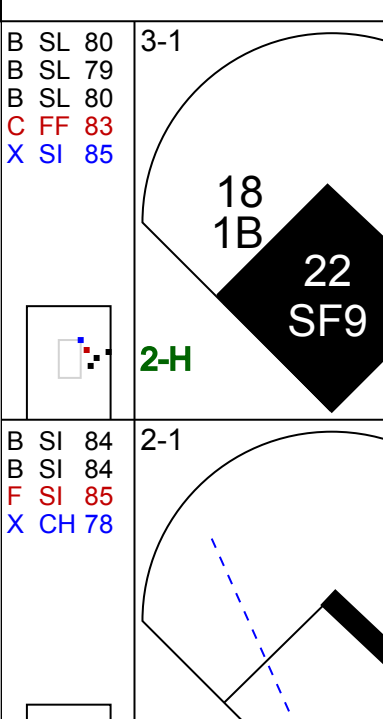
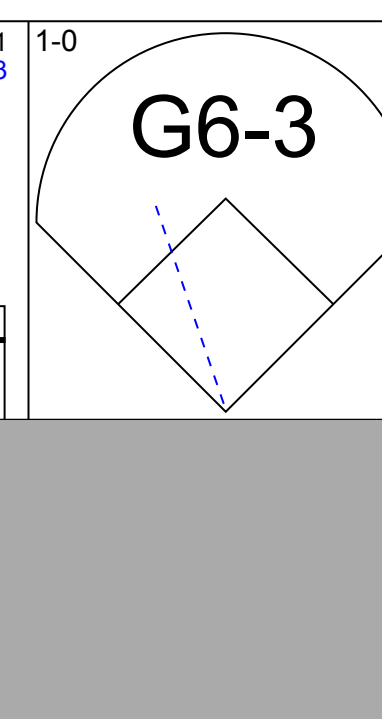
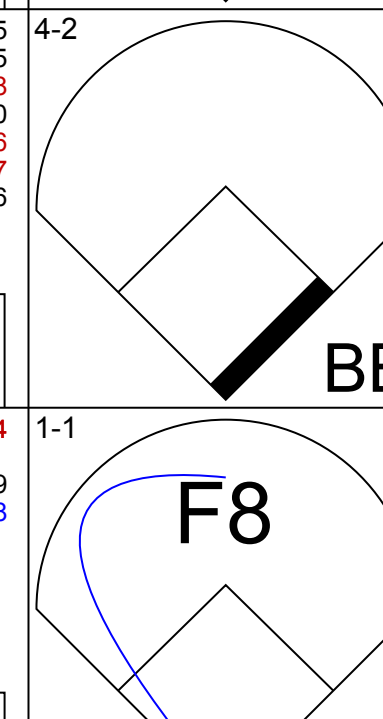

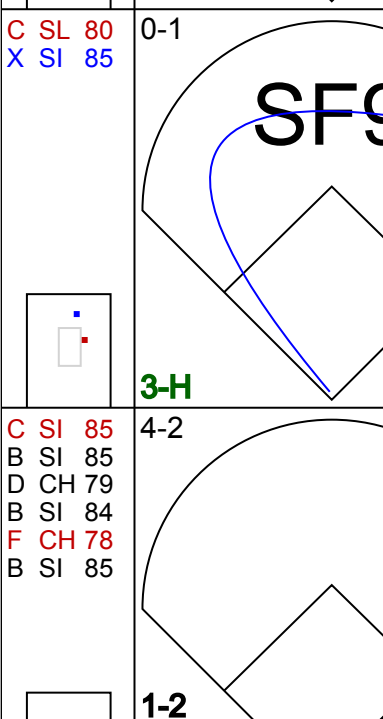


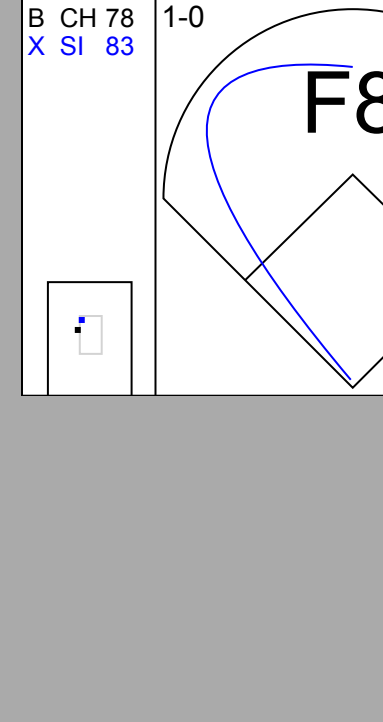
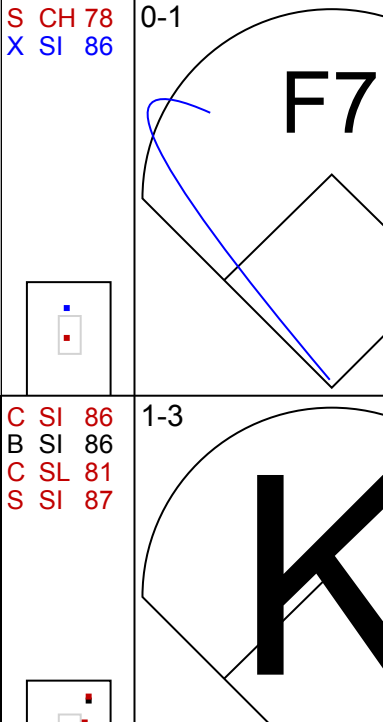




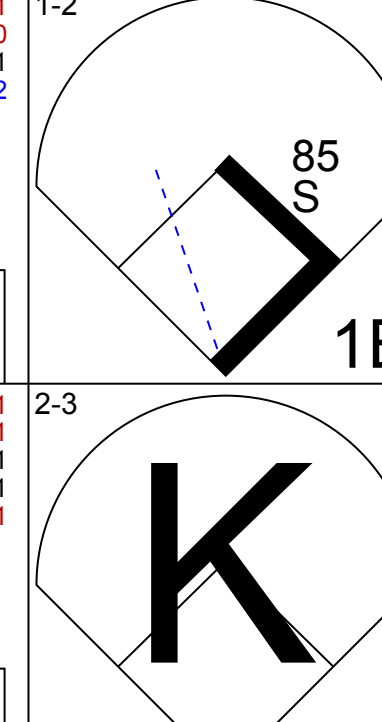

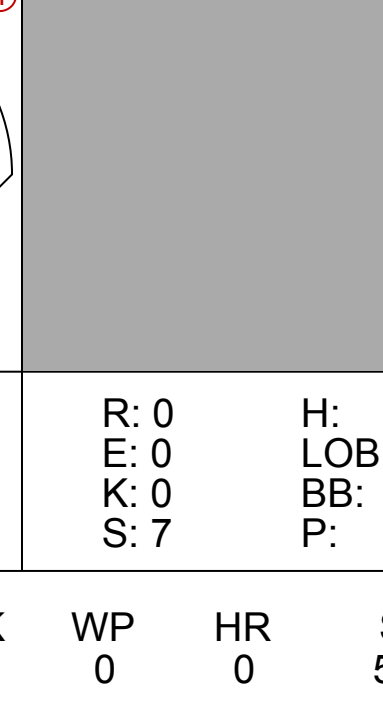
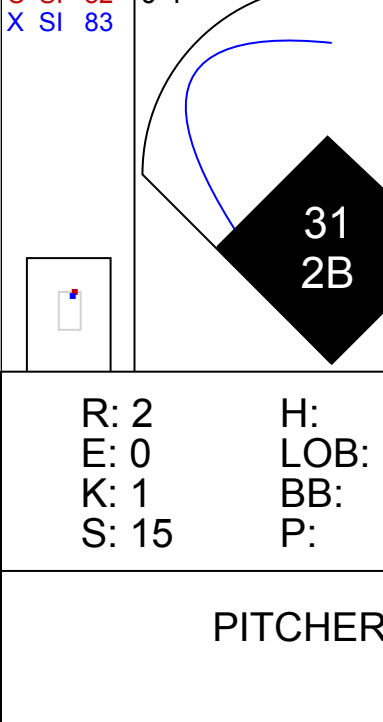
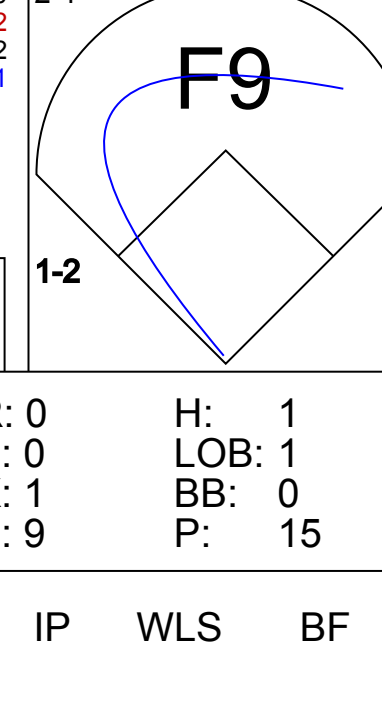
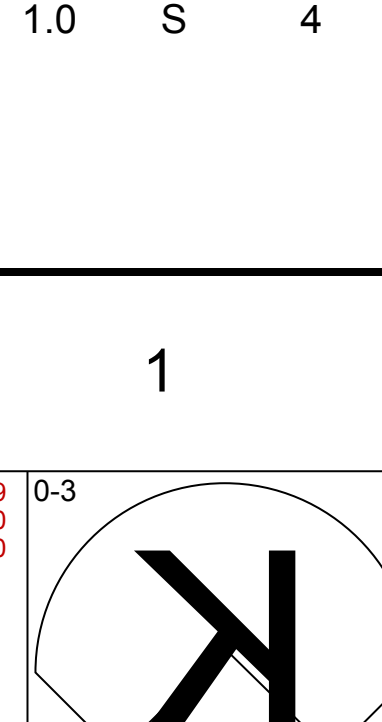
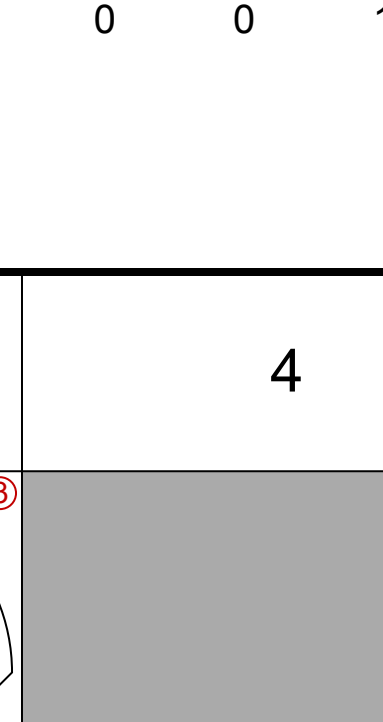
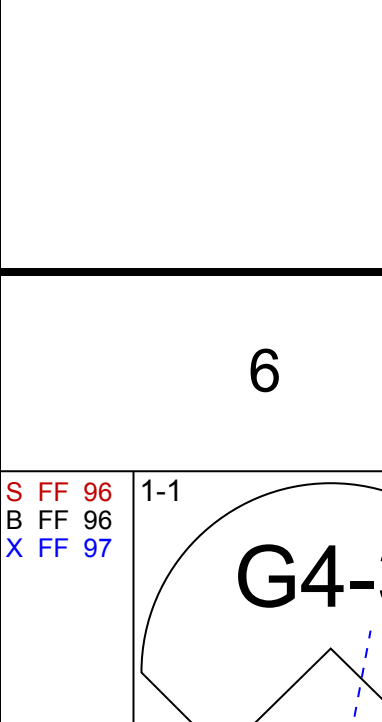
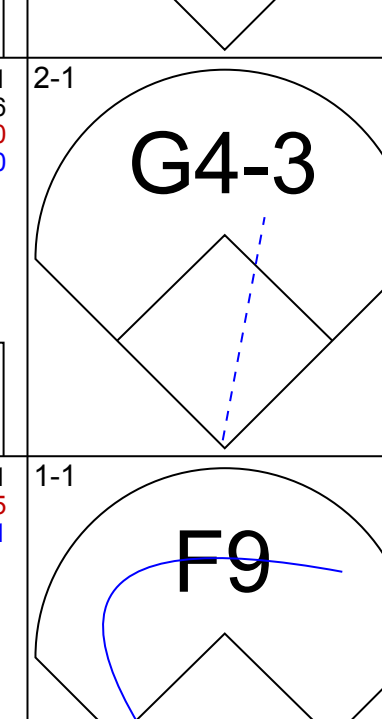
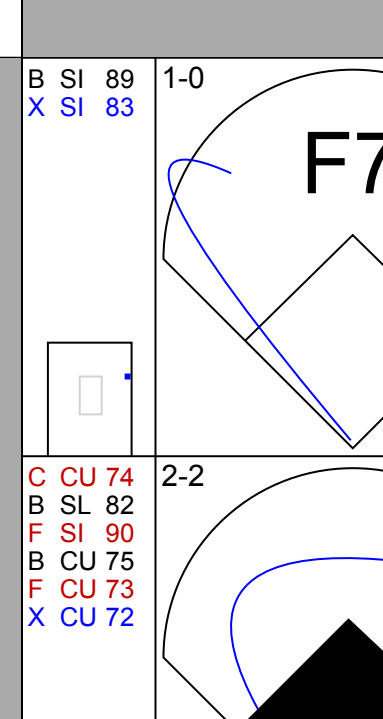


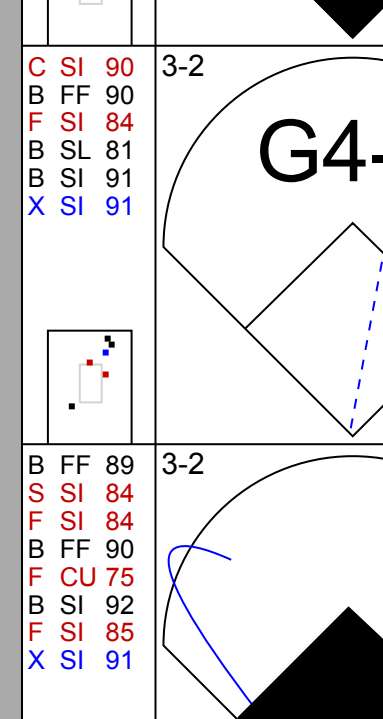


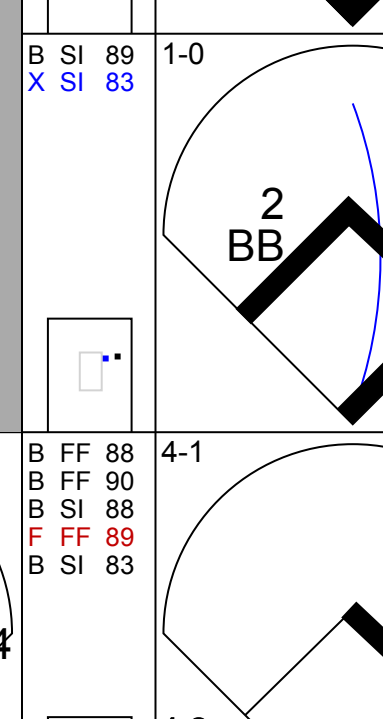
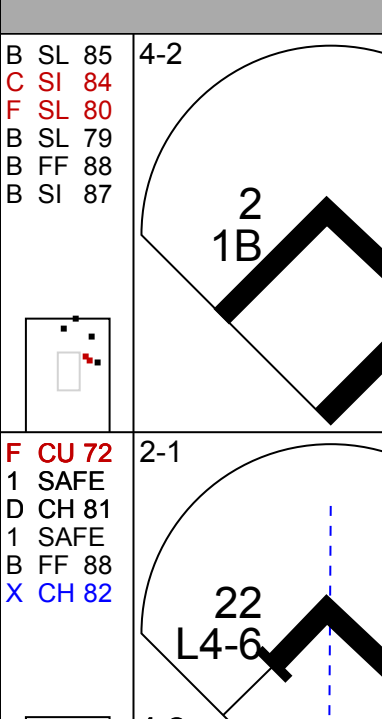

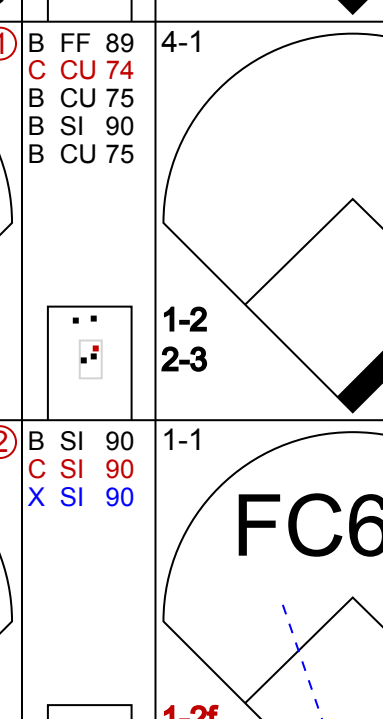
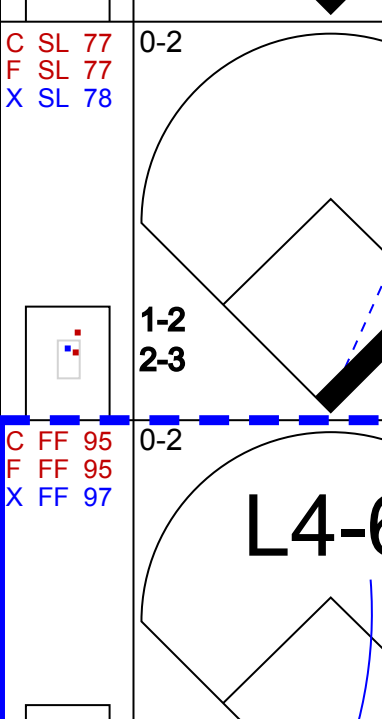
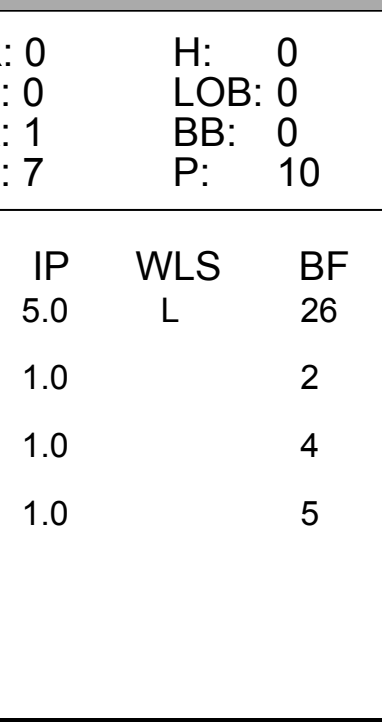
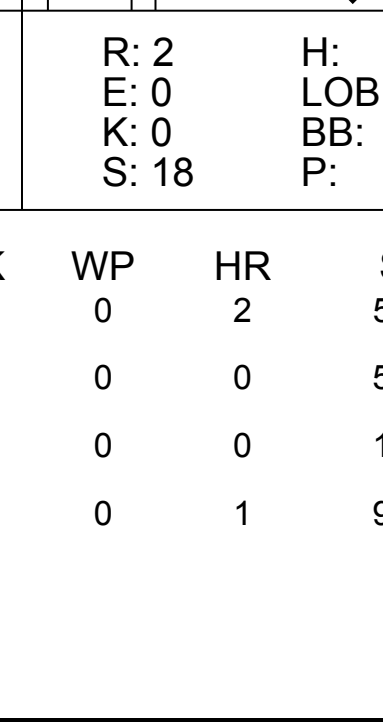
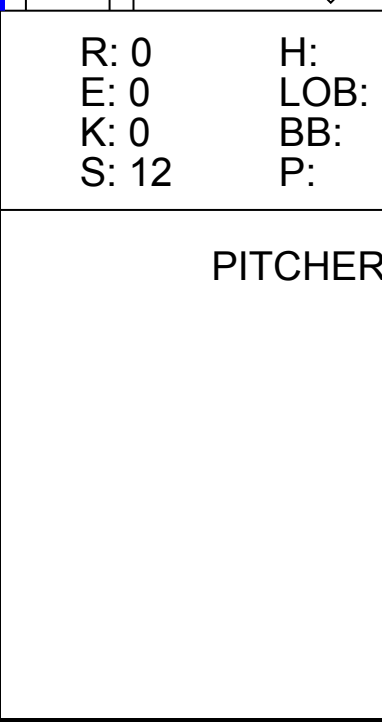
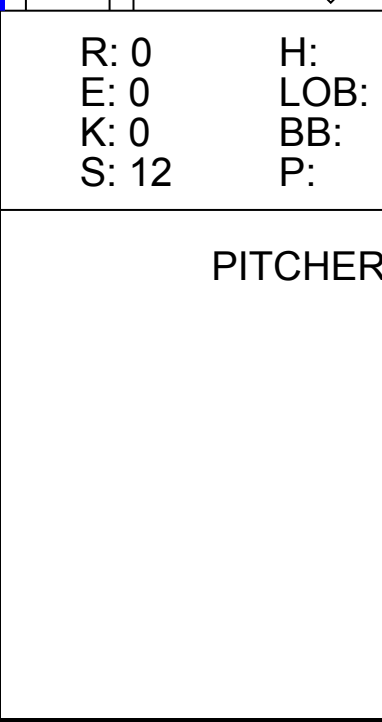
AB	33
R	5
H	11
RBI	4
BB	1
SO	1
LOB	11




Batter	1	2	3	4	5	6	7	8	9	AB	R	H	RBI	BB	SO	LOB	TOP						
31 Jose Tabata, R OBP: 0.600, SLG: 0.500 53 Brendan Donnelly, R (8, 1)										4	1	2	0	1	0	1	Pittsburgh Pirates @ Washington Nationals Nationals Park, Washington, DC Wed Jun 09 2010, 7:06 PM - 10:01 PM EDT Att: 18,876 - Cloudy - 74 F						
18 Neil Walker, S OBP: 0.373, SLG: 0.509										5	0	2	1	0	0	2							
22 Andrew McCutchen, R OBP: 0.371, SLG: 0.471										4	1	0	0	1	1	3							
46 Garrett Jones, L OBP: 0.339, SLG: 0.433										4	1	2	0	1	1	3							
15 Andy LaRoche, R OBP: 0.306, SLG: 0.329										4	0	0	1	1	0	4							
85 Lastings Milledge, R OBP: 0.337, SLG: 0.335										5	2	3	1	0	0	4							
5 Ronny Cedeno, R OBP: 0.286, SLG: 0.347											4	0	1	1	0	0		2					
35 Jason Jaramillo, S OBP: 0.245, SLG: 0.255											3	0	0	0	1	0		2					
32 Brad Lincoln, L OBP: 0.667, SLG: 0.667 77 D.J. Carrasco, R (7, 1)											3	0	2	1	0	0		2					
3 Akinori Iwamura, L OBP: 0.286, SLG: 0.263 19 Ryan Church, L OBP: 0.245, SLG: 0.340											0	0	0	0	0	0		0					
Inning Stats	R: 0 E: 0 K: 1 S: 10	H: 2 LOB: 3 P: 19	R: 0 E: 0 K: 0 S: 9	H: 1 LOB: 1 BB: 0 P: 12	R: 3 E: 1 K: 0 S: 17	H: 3 LOB: 2 BB: 2 P: 30	R: 1 E: 0 K: 1 S: 10	H: 2 LOB: 1 BB: 0 P: 18	R: 1 E: 0 K: 0 S: 15	H: 2 LOB: 2 BB: 1 P: 26	R: 0 E: 0 K: 0 S: 6	H: 0 LOB: 0 BB: 1 P: 11	R: 0 E: 0 K: 0 S: 5	H: 1 LOB: 0 BB: 0 P: 7	R: 0 E: 0 K: 1 S: 9	H: 0 LOB: 0 BB: 0 P: 12	R: 0 E: 0 K: 0 S: 10	H: 1 LOB: 1 BB: 0 P: 14	1B: 10 2B: 2 3B: 0 HR: 0	SF: 0 SAC: 0 DP: 2 HBP: 0	WP: 0 PB: 0 SB: 4 CS: 4	PA: 42	
PITCHER	IP WLS BF H R ER SO BB IBB HBP BLK WP HR S P ERA WHIP	IP WLS BF H R ER SO BB IBB HBP BLK WP HR S P ERA WHIP	IP WLS BF H R ER SO BB IBB HBP BLK WP HR S P ERA WHIP	IP WLS BF H R ER SO BB IBB HBP BLK WP HR S P ERA WHIP	IP WLS BF H R ER SO BB IBB HBP BLK WP HR S P ERA WHIP	IP WLS BF H R ER SO BB IBB HBP BLK WP HR S P ERA WHIP	IP WLS BF H R ER SO BB IBB HBP BLK WP HR S P ERA WHIP	IP WLS BF H R ER SO BB IBB HBP BLK WP HR S P ERA WHIP	IP WLS BF H R ER SO BB IBB HBP BLK WP HR S P ERA WHIP	IP WLS BF H R ER SO BB IBB HBP BLK WP HR S P ERA WHIP	IP WLS BF H R ER SO BB IBB HBP BLK WP HR S P ERA WHIP	IP WLS BF H R ER SO BB IBB HBP BLK WP HR S P ERA WHIP	IP WLS BF H R ER SO BB IBB HBP BLK WP HR S P ERA WHIP	IP WLS BF H R ER SO BB IBB HBP BLK WP HR S P ERA WHIP	IP WLS BF H R ER SO BB IBB HBP BLK WP HR S P ERA WHIP	IP WLS BF H R ER SO BB IBB HBP BLK WP HR S P ERA WHIP	IP WLS BF H R ER SO BB IBB HBP BLK WP HR S P ERA WHIP	IP WLS BF H R ER SO BB IBB HBP BLK WP HR S P ERA WHIP	IP WLS BF H R ER SO BB IBB HBP BLK WP HR S P ERA WHIP	IP WLS BF H R ER SO BB IBB HBP BLK WP HR S P ERA WHIP	IP WLS BF H R ER SO BB IBB HBP BLK WP HR S P ERA WHIP	IP WLS BF H R ER SO BB IBB HBP BLK WP HR S P ERA WHIP	IP WLS BF H R ER SO BB IBB HBP BLK WP HR S P ERA WHIP

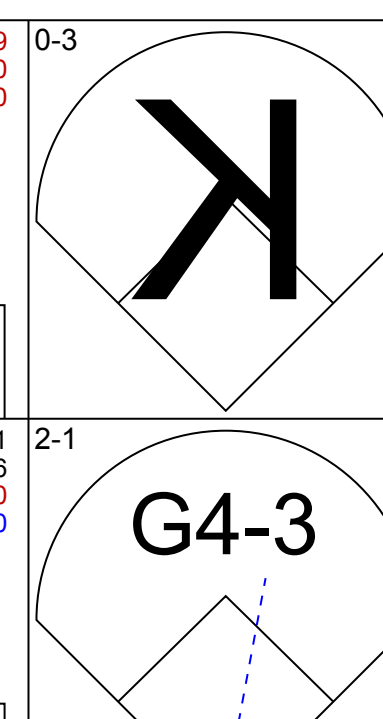
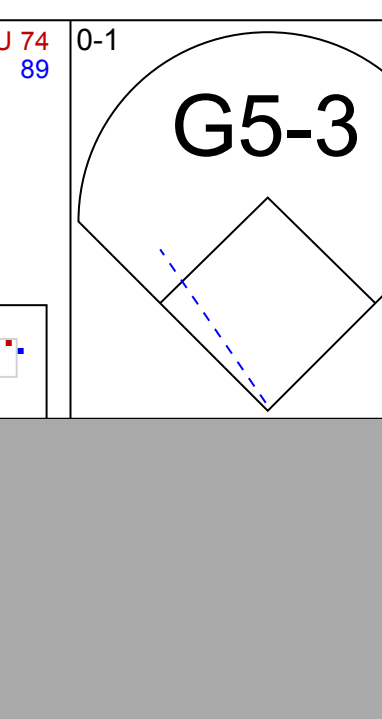
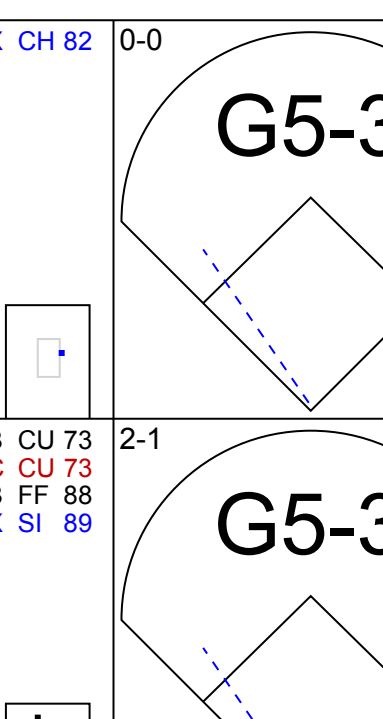
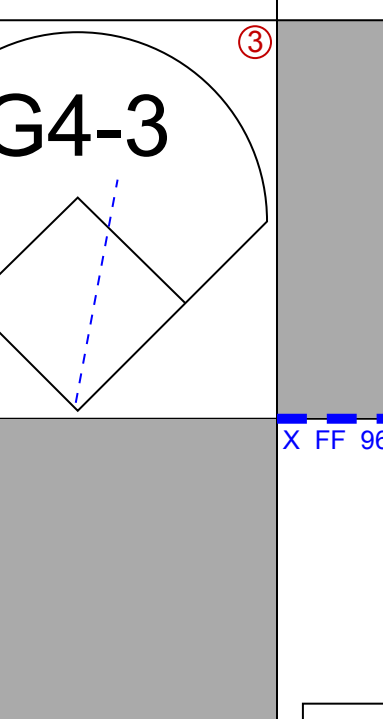
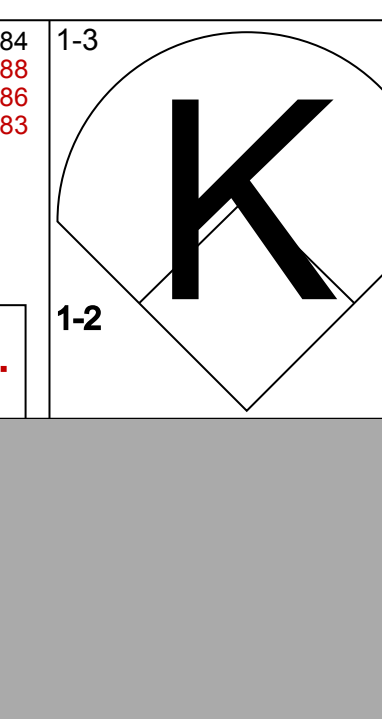
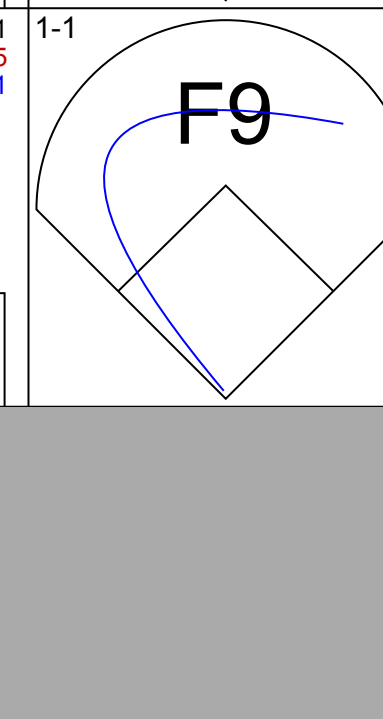
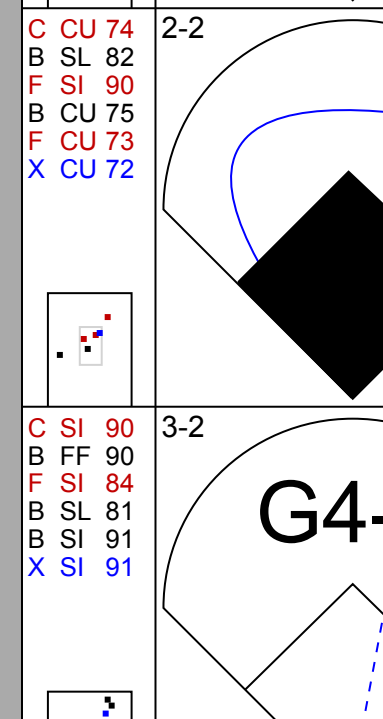
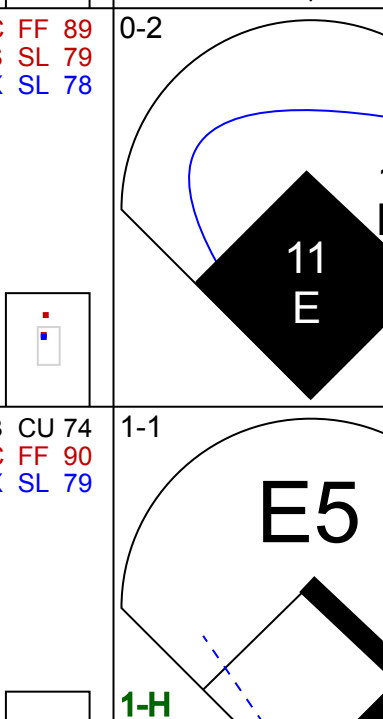
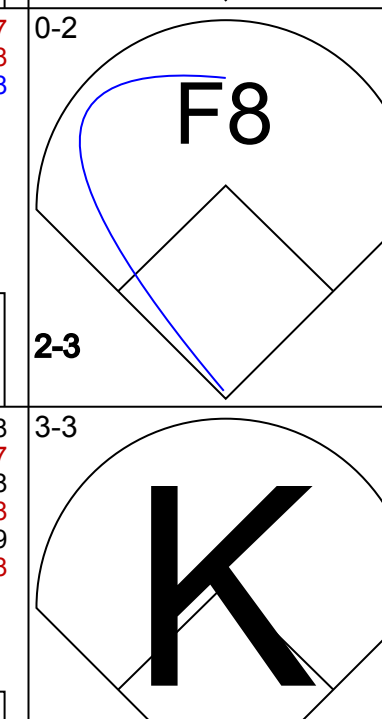

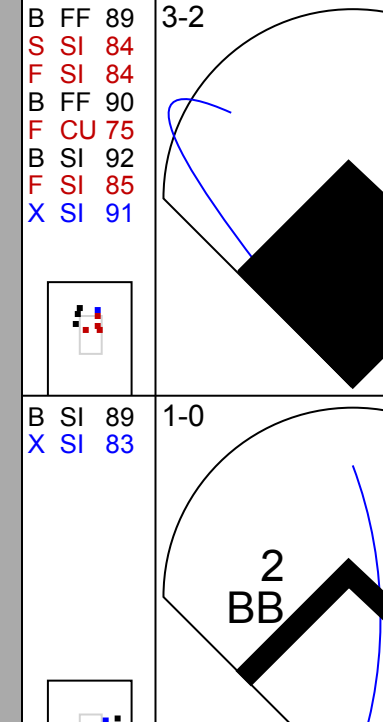
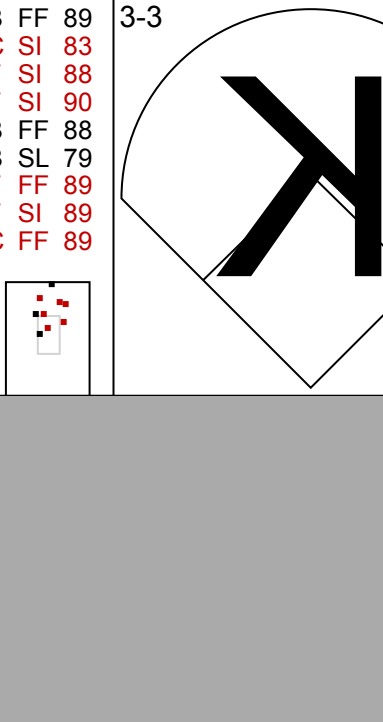
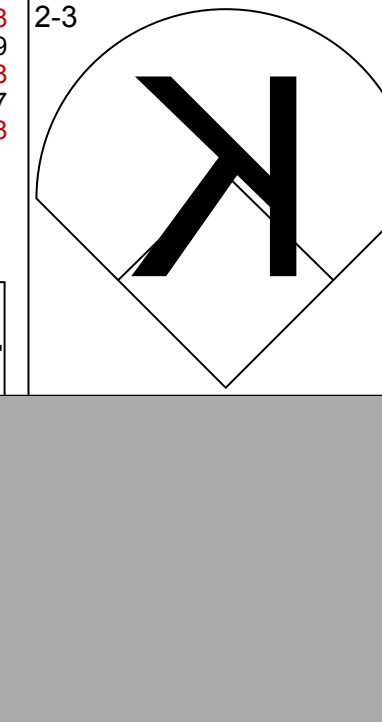

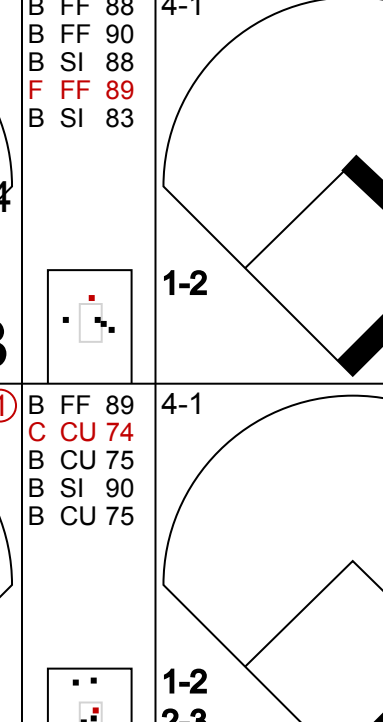



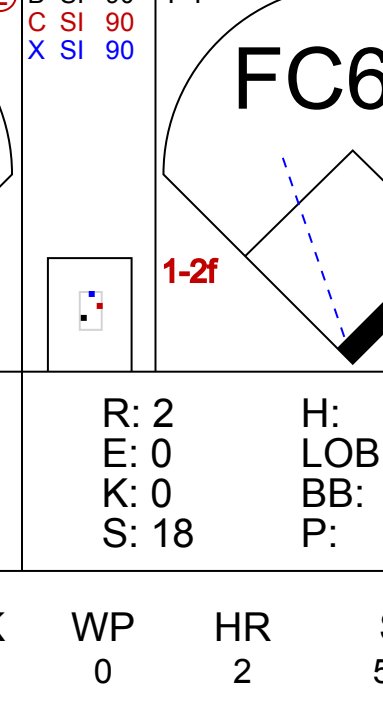
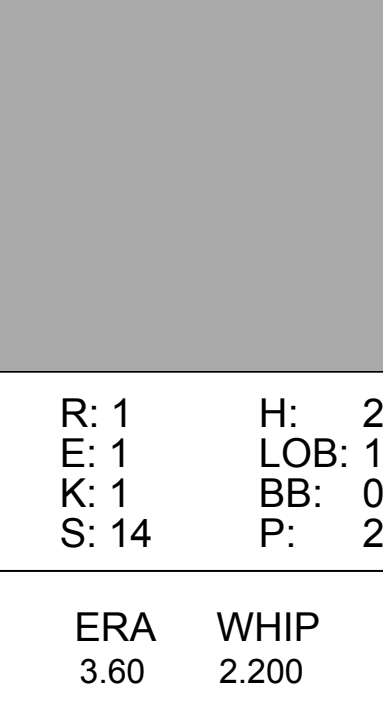




Batter	1	2	3	4	5	6	7	8	9	AB	R	H	RBI	BB	SO	LOB	BOTTOM						
15 Cristian Guzman, S OBP: 0.333, SLG: 0.388 55 Matt Capps, R (9, 1)											5	1	1	0	0	0	3						
1 Nyjer Morgan, L OBP: 0.321, SLG: 0.344											3	0	0	0	0	0	0						
11 Ryan Zimmerman, R OBP: 0.416, SLG: 0.594											3	1	1	1	1	1	0						
44 Adam Dunn, L OBP: 0.376, SLG: 0.550 38 Michael Morse, R OBP: 0.417, SLG: 0.381											4	1	1	2	0	1	1						
16 Josh Willingham, R OBP: 0.432, SLG: 0.514											3	2	2	0	1	0	0						
2 Roger Bernadina, L OBP: 0.328, SLG: 0.417											4	1	3	1	0	0	1						
6 Ian Desmond, R OBP: 0.305, SLG: 0.408											4	1	1	1	0	0	4						
23 Wil Nieves, R OBP: 0.208, SLG: 0.253											2	0	0	1	1	0	2						
31 John Lannan, L OBP: 0.083, SLG: 0.083 39 Tyler Walker, R (5, 1) 22 Willie Harris, L OBP: 0.276, SLG: 0.376 22 Drew Storen, S (7, 1) 36 Tyler Clippard, R OBP: 0.262, SLG: 0.309 20 Adam Kennedy, L OBP: 0.320, SLG: 0.338											2	0	1	1	0	1	1						
Inning Stats	R: 2 E: 0 K: 0 S: 11	H: 1 LOB: 0 BB: 1 P: 19	R: 0 E: 0 K: 1 S: 9	H: 1 LOB: 0 BB: 0 P: 12	R: 0 E: 0 K: 0 S: 5	H: 0 LOB: 0 BB: 0 P: 9	R: 3 E: 0 K: 0 S: 8	H: 4 LOB: 1 BB: 0 P: 15	R: 0 E: 0 K: 2 S: 11	H: 0 LOB: 0 BB: 1 P: 15	R: 0 E: 0 K: 0 S: 7	H: 1 LOB: 2 BB: 1 P: 16	R: 1 E: 0 K: 0 S: 8	H: 2 LOB: 0 BB: 0 P: 12	R: 1 E: 0 K: 0 S: 15	H: 1 LOB: 2 BB: 2 P: 27	R: 1 E: 0 K: 0 S: 15	H: 1 LOB: 0 BB: 2 P: 27	1B: 6 2B: 3 3B: 0 HR: 1	SF: 1 SAC: 1 DP: 0 HBP: 0	WP: 0 PB: 0 SB: 1 CS: 1	PA: 38	
PITCHER	IP WLS BF H R ER SO BB IBB HBP BLK WP HR S P ERA WHIP	IP WLS BF H R ER SO BB IBB HBP BLK WP HR S P ERA WHIP	IP WLS BF H R ER SO BB IBB HBP BLK WP HR S P ERA WHIP	IP WLS BF H R ER SO BB IBB HBP BLK WP HR S P ERA WHIP	IP WLS BF H R ER SO BB IBB HBP BLK WP HR S P ERA WHIP	IP WLS BF H R ER SO BB IBB HBP BLK WP HR S P ERA WHIP	IP WLS BF H R ER SO BB IBB HBP BLK WP HR S P ERA WHIP	IP WLS BF H R ER SO BB IBB HBP BLK WP HR S P ERA WHIP	IP WLS BF H R ER SO BB IBB HBP BLK WP HR S P ERA WHIP	IP WLS BF H R ER SO BB IBB HBP BLK WP HR S P ERA WHIP	IP WLS BF H R ER SO BB IBB HBP BLK WP HR S P ERA WHIP	IP WLS BF H R ER SO BB IBB HBP BLK WP HR S P ERA WHIP	IP WLS BF H R ER SO BB IBB HBP BLK WP HR S P ERA WHIP	IP WLS BF H R ER SO BB IBB HBP BLK WP HR S P ERA WHIP	IP WLS BF H R ER SO BB IBB HBP BLK WP HR S P ERA WHIP	IP WLS BF H R ER SO BB IBB HBP BLK WP HR S P ERA WHIP	IP WLS BF H R ER SO BB IBB HBP BLK WP HR S P ERA WHIP	IP WLS BF H R ER SO BB IBB HBP BLK WP HR S P ERA WHIP	IP WLS BF H R ER SO BB IBB HBP BLK WP HR S P ERA WHIP	IP WLS BF H R ER SO BB IBB HBP BLK WP HR S P ERA WHIP	IP WLS BF H R ER SO BB IBB HBP BLK WP HR S P ERA WHIP	IP WLS BF H R ER SO BB IBB HBP BLK WP HR S P ERA WHIP	IP WLS BF H R ER SO BB IBB HBP BLK WP HR S P ERA WHIP



Batter	1	2	3	4	5	6	7	8	9	AB	R	H	RBI	BB	SO	LOB	TOP					
31 Jose Tabata, R OBP: 0.444, SLG: 0.500										4	1	1	1	0	1	2	Pittsburgh Pirates @ Washington Nationals Nationals Park, Washington, DC Thu Jun 10 2010, 7:09 PM - 10:00 PM EDT Att: 21,767 - Partly Cloudy - 84 F					
18 Neil Walker, S OBP: 0.365, SLG: 0.492										4	0	1	0	0	0	1						
22 Andrew McCutchen, R OBP: 0.373, SLG: 0.471										2	0	1	1	1	0	0						
46 Garrett Jones, L OBP: 0.341, SLG: 0.431										3	0	1	0	1	0	2						
41 Ryan Doumit, S OBP: 0.359, SLG: 0.450										4	0	0	0	0	0	3						
2 Bobby Crosby, R OBP: 0.311, SLG: 0.305										3	0	0	0	0	2	2						
24 Delwyn Young, S OBP: 0.272, SLG: 0.443										1	0	0	0	0	1	0						
15 Andy LaRoche, R OBP: 0.306, SLG: 0.329										3	0	1	0	0	0	0						
3 Akinori Iwamura, L OBP: 0.285, SLG: 0.261										1	0	0	0	0	0	0						
35 Jason Jaramillo, S OBP: 0.263, SLG: 0.294										4	0	2	0	0	1	1						
57 Zach Duke, L OBP: 0.182, SLG: 0.200										1	1	1	0	0	0	0						
47 Evan Meek, R OBP: 0.242, SLG: 0.253										0	0	0	0	0	0	0						
85 Lastings Milledge, R OBP: 0.242, SLG: 0.253										0	0	0	0	0	0	0						
53 Brendan Donnelly, R OBP: 0.242, SLG: 0.253										0	0	0	0	0	0	0						
19 Ryan Church, L OBP: 0.242, SLG: 0.253										1	0	0	0	0	0	1						
Inning Stats	R: 0 H: 0 E: 0 K: 1 S: 10	H: 0 LOB: 1 BB: 1 P: 17	R: 0 H: 0 E: 0 K: 1 S: 13	H: 0 LOB: 0 BB: 0 P: 19	R: 0 H: 1 E: 0 K: 0 S: 7	H: 1 LOB: 1 BB: 0 P: 12	R: 0 H: 1 E: 0 K: 0 S: 7	H: 1 LOB: 0 BB: 0 P: 14	R: 0 H: 0 E: 0 K: 0 S: 6	H: 0 LOB: 0 BB: 0 P: 11	R: 2 H: 3 E: 0 K: 1 S: 15	H: 3 LOB: 2 BB: 1 P: 25	R: 0 H: 1 E: 0 K: 1 S: 9	H: 1 LOB: 1 BB: 0 P: 15	R: 0 H: 1 E: 0 K: 0 S: 11	H: 1 LOB: 1 BB: 0 P: 20	R: 0 H: 1 E: 0 K: 2 S: 14	H: 1 LOB: 1 BB: 0 P: 20	1B: 5 2B: 3 3B: 0 HR: 0	SF: 1 SAC: 1 DP: 0 HBP: 0	WP: 0 PB: 0 CS: 1	PA: 36
PITCHER	IP WLS BF H R ER SO BB IBB HBP BLK WP HR S P ERA WHIP																					
61 Livan Hernandez, R ERA: 2.28	6.0 W 24 5 2 2 3 2 0 0 0 0 0 0 58 98 3.00 1.167																					
17 Sean Burnett, L ERA: 3.15	2.0 H 8 2 0 0 1 0 0 0 0 0 0 0 20 35 0.00 1.000																					
36 Tyler Clippard, R ERA: 1.54	1.0 S 4 1 0 0 2 0 0 0 0 0 0 0 14 20 0.00 1.000																					

AB	32
R	2
H	8
RBI	2
BB	2
SO	6
LOB	13



Batter	1	2	3	4	5	6	7	8	9	AB	R	H	RBI	BB	SO	LOB	BOTTOM			
15 Cristian Guzman, S OBP: 0.326, SLG: 0.379										5	0	0	0	0	2	4	Pittsburgh Pirates @ Washington Nationals Nationals Park, Washington, DC Thu Jun 10 2010, 7:09 PM - 10:00 PM EDT Att: 21,767 - Partly Cloudy - 84 F			
6 Ian Desmond, R OBP: 0.304, SLG: 0.410										4	0	1	0	0	0	0				
44 Adam Dunn, L OBP: 0.378, SLG: 0.563										4	2	2	1	0	0	1				
11 Ryan Zimmerman, R OBP: 0.413, SLG: 0.587										4	0	1	0	0	1	1				
16 Josh Willingham, R OBP: 0.429, SLG: 0.524										4	1	1	1	0	2	2				
7 Ivan Rodriguez, R OBP: 0.360, SLG: 0.446										3	0	1	0	1	1	0				
38 Michael Morse, R OBP: 0.500, SLG: 0.583										3	1	3	1	1	0	0				
36 Tyler Clippard, R OBP: 1.000, SLG: 1.000										0	0	0	0	0	0	0				
2 Roger Bernadina, L OBP: 0.341, SLG: 0.418										2	0	1	0	2	0	1				
61 Livan Hernandez, R ERA: 2.28										1	0	0	0	0	0	3				
12 Alberto Gonzalez, R ERA: 5.3										0	0	0	0	0	0	0				
22 Willie Harris, L ERA: 5.26										0	0	0	0	0	0	3				
17 Sean Burnett, L ERA: 3.15										0	0	0	0	0	0	0				
1 Nyjer Morgan, L OBP: 0.326, SLG: 0.342										1	0	0	0	0	0	1				
Inning Stats	R: 0 H: 0 E: 0 K: 1 S: 7	H: 0 LOB: 0 BB: 0 P: 10	R: 0 H: 0 E: 0 K: 1 S: 8	H: 0 LOB: 0 BB: 0 P: 13	R: 0 H: 1 E: 0 K: 0 S: 5	H: 1 LOB: 1 BB: 0 P: 5	R: 2 H: 3 E: 0 K: 0 S: 18	H: 3 LOB: 3 BB: 2 P: 37	R: 1 H: 2 E: 1 K: 1 S: 14	H: 2 LOB: 1 BB: 0 P: 20	R: 0 H: 2 E: 0 K: 0 S: 12	H: 2 LOB: 2 BB: 1 P: 19	R: 0 H: 1 E: 0 K: 2 S: 10	H: 1 LOB: 1 BB: 0 P: 15	R: 1 H: 1 E: 0 K: 1 S: 9	H: 1 LOB: 1 BB: 1 P: 15	1B: 6 2B: 2 3B: 0 HR: 3	SF: 0 SAC: 1 DP: 1 HBP: 0	WP: 0 PB: 0 CS: 0	PA: 37
PITCHER	IP WLS BF H R ER SO BB IBB HBP BLK WP HR S P ERA WHIP																			
57 Zach Duke, L ERA: 5.3	5.0 L 26 8 3 2 3 3 0 0 0 0 0 0 5 6 0.00 0.000																			
47 Evan Meek, R ERA: 0.76	1.0 2 0 0 0 0 0 0 0 0 0 0 0 5 6 0.00 0.000																			
Joel Hanrahan, R ERA: 5.26	1.0 4 1 0 0 2 0 0 0 0 0 0 0 10 15 0.00 1.000																			
53 Brendan Donnelly, R ERA: 5.79	1.0 5 1 1 1 1 1 0 0 0 1 0 1 9 15 9.00 2.000																			

AB	32
R	4
H	10
RBI	3
BB	4
SO	6
LOB	16



Batter	1	2	3	4	5	6	7	8	9	AB	R	H	RBI	BB	SO	LOB	TOP																						
22 Andrew McCutchen, R (1.8) OBP: 0.375, SLG: 0.480	G5-3																4 1 2 1 0 0 1																						
18 Neil Walker, S (1.5) OBP: 0.358, SLG: 0.468	K																3 0 0 0 1 1 2																						
41 Ryan Doumit, S (1.3) OBP: 0.352, SLG: 0.440	F8																4 0 0 0 0 0 2																						
46 Garrett Jones, L (1.9) OBP: 0.344, SLG: 0.432		L8															4 0 2 1 0 0 0																						
19 Ryan Church, L (1.10) OBP: 0.234, SLG: 0.324		P6															4 0 0 0 0 1 2																						
85 Lastings Milledge, R (1.7) OBP: 0.329, SLG: 0.533		P4															3 0 1 0 1 1 0																						
3 Akinori Iwamura, L (1.4) OBP: 0.289, SLG: 0.258																	2 1 0 0 2 0 3																						
5 Ronny Cedeno, R (1.6) OBP: 0.282, SLG: 0.342																	3 0 0 0 0 1 2																						
35 Jason Jaramillo, S (1.2) OBP: 0.262, SLG: 0.278																	3 0 0 0 1 2 3																						
Inning Stats	R: 0 E: 0 K: 1 S: 8	H: 0 LOB: 0 BB: 0 P: 10	R: 0 E: 0 K: 0 S: 4	H: 0 LOB: 0 BB: 0 P: 5	R: 1 E: 0 K: 0 S: 8	H: 1 LOB: 1 BB: 1 P: 13	R: 0 E: 0 K: 0 S: 10	H: 1 LOB: 2 BB: 1 P: 18	R: 0 E: 0 K: 1 S: 11	H: 0 LOB: 0 BB: 0 P: 20	R: 0 E: 0 K: 0 S: 12	H: 0 LOB: 0 BB: 0 P: 17	R: 0 E: 0 K: 1 S: 9	H: 1 LOB: 1 BB: 0 P: 15	R: 1 E: 0 K: 1 S: 9	H: 2 LOB: 1 BB: 1 P: 17	R: 0 E: 0 K: 2 S: 10	H: 0 LOB: 1 BB: 1 P: 16	1B: 3 2B: 2 HR: 0	SF: 0 SAC: 1 DP: 1 HBP: 0	WP: 0 PB: 0 SB: 1 CS: 0	PA: 36																	
PITCHER	IP	WLS	BF	H	R	ER	SO	BB	IBB	HBP	BLK	WP	HR	S	P	ERA	WHIP	PITCHER				IP	WLS	BF	H	R	ER	SO	BB	IBB	HBP	BLK	WP	HR	S	P	ERA	WHIP	
35 Justin Verlander, R (1.1) ERA: 3.56	7.0	W	29	4	2	2	3	4	0	0	0	0	0	64	105	2.57	1.143					7.0	W	29	4	2	2	3	4	0	0	0	0	0	0	64	105	2.57	1.143
40 Phil Coke, L (8.1) ERA: 3.46	1.0		3	1	0	0	1	0	0	0	0	0	0	7	10	0.00	1.000					1.0		3	1	0	0	1	0	0	0	0	0	7	10	0.00	1.000		
46 Jose Valverde, R (9.1) ERA: 0.36	1.0		4	0	0	0	2	1	0	0	0	0	0	10	16	0.00	1.000					1.0		4	0	0	0	2	1	0	0	0	0	10	16	0.00	1.000		

Pittsburgh Pirates @ Detroit Tigers
Comerica Park, Detroit, MI
Fri Jun 11 2010, 7:08 PM - 9:50 PM EDT
Att: 33,236 - Clear - 79 F

AB 30
R 2
H 5
RBI 2
BB 5
SO 6
LOB 15



Batter	1	2	3	4	5	6	7	8	9	AB	R	H	RBI	BB	SO	LOB	BOTTOM																					
14 Austin Jackson, R (1.8) OBP: 0.351, SLG: 0.412	G5-3																5 0 0 0 0 2 4																					
18 Johnny Damon, L (1.10) OBP: 0.381, SLG: 0.422	K																4 0 2 0 0 2 2																					
32 Don Kelly, L (1.7) OBP: 0.299, SLG: 0.306	G4-3																4 0 0 0 0 1 2																					
24 Miguel Cabrera, R (1.3) OBP: 0.409, SLG: 0.653		F9															4 0 0 0 0 1 2																					
26 Brennan Boesch, L (1.9) OBP: 0.387, SLG: 0.643		G5-3															4 2 2 1 0 0 1																					
9 Carlos Guillen, S (1.4) OBP: 0.352, SLG: 0.459		P6															4 1 1 0 0 1 1																					
15 Brandon Inge, R (1.5) OBP: 0.308, SLG: 0.409																	4 1 3 1 0 0 1																					
13 Alex Avila, L (1.2) OBP: 0.311, SLG: 0.312																	3 1 3 2 1 0 0																					
39 Ramon Santiago, S (1.6) OBP: 0.345, SLG: 0.315																	4 1 1 2 0 1 5																					
Inning Stats	R: 0 E: 0 K: 1 S: 8	H: 0 LOB: 0 BB: 0 P: 11	R: 0 E: 0 K: 0 S: 6	H: 0 LOB: 0 BB: 0 P: 10	R: 0 E: 0 K: 3 S: 16	H: 2 LOB: 0 BB: 0 P: 24	R: 3 E: 0 K: 0 S: 12	H: 4 LOB: 1 BB: 0 P: 20	R: 0 E: 0 K: 1 S: 8	H: 1 LOB: 0 BB: 0 P: 13	R: 3 E: 0 K: 1 S: 11	H: 3 LOB: 0 BB: 0 P: 18	R: 0 E: 0 K: 1 S: 11	H: 1 LOB: 1 BB: 0 P: 19	R: 0 E: 0 K: 1 S: 11	H: 1 LOB: 2 BB: 1 P: 15	1B: 7 2B: 3 HR: 2	SF: 0 SAC: 0 DP: 0 HBP: 0	WP: 0 PB: 1 SB: 2 CS: 0	PA: 37																		
PITCHER	IP	WLS	BF	H	R	ER	SO	BB	IBB	HBP	BLK	WP	HR	S	P	ERA	WHIP	PITCHER				IP	WLS	BF	H	R	ER	SO	BB	IBB	HBP	BLK	WP	HR	S	P	ERA	WHIP
49 Ross Ohlendorf, R (1.1) ERA: 4.95	6.0	L	28	10	6	6	6	0	0	0	0	0	0	2	61	9.00	1.667					6.0	L	28	10	6	6	6	0	0	0	0	0	2	61	9.00	1.667	
59 Dana Eveland, L (7.1) ERA: 6.1	2.0		9	2	0	0	2	1	0	0	0	0	0	22	34	0.00	1.500					2.0		9	2	0	0	2	1	0	0	0	0	22	34	0.00	1.500	

Pittsburgh Pirates @ Detroit Tigers
Comerica Park, Detroit, MI
Fri Jun 11 2010, 7:08 PM - 9:50 PM EDT
Att: 33,236 - Clear - 79 F

AB 36
R 6
H 12
RBI 6
BB 1
SO 8
LOB 18



Batter	1	2	3	4	5	6	7	8	9	AB	R	H	RBI	BB	SO	LOB	TOP										
31 Jose Tabata, R OBP: 0.389, SLG: 0.438	L8		FC6-4					G6-3		4	0	1	0	0	0	1	Pittsburgh Pirates @ Detroit Tigers Comerica Park, Detroit, MI Sun Jun 13 2010, 1:08 PM - 3:39 PM EDT Att: 31,243 - Partly Cloudy - 71 F										
18 Neil Walker, S OBP: 0.342, SLG: 0.429	L7		F8				L9	F9		4	0	0	0	0	0	2											
22 Andrew McCutchen, R OBP: 0.374, SLG: 0.475	G5-3									4	1	2	0	0	0	0											
46 Garrett Jones, L OBP: 0.349, SLG: 0.465		HR								4	1	2	2	0	0	1											
41 Ryan Doumit, S OBP: 0.348, SLG: 0.443	P5									4	1	1	0	0	0	1											
19 Ryan Church, L OBP: 0.227, SLG: 0.319	F8									4	0	0	0	0	0	2											
24 Delwyn Young, S OBP: 0.271, SLG: 0.433	G3-1									2	0	0	1	1	0	1											
15 Andy LaRoche, R OBP: 0.300, SLG: 0.322			G5-3							3	0	0	0	0	0	1											
3 Akitori Iwamura, L OBP: 0.286, SLG: 0.256										1	0	0	0	0	0	0											
5 Ronny Cedeno, R OBP: 0.282, SLG: 0.340										3	0	1	0	0	0	1											
Inning Stats	R: 0 E: 0 K: 0 S: 9	H: 0 LOB: 0 BB: 0 P: 11	R: 1 E: 0 K: 0 S: 10	H: 1 LOB: 0 BB: 0 P: 14	R: 0 E: 0 K: 0 S: 7	H: 1 LOB: 1 BB: 0 P: 10	R: 1 E: 0 K: 0 S: 13	H: 2 LOB: 1 BB: 0 P: 20	R: 0 E: 0 K: 0 S: 10	H: 1 LOB: 1 BB: 0 P: 15	R: 0 E: 0 K: 0 S: 5	H: 0 LOB: 0 BB: 0 P: 10	R: 0 E: 0 K: 0 S: 9	H: 0 LOB: 1 BB: 1 P: 16	R: 0 E: 0 K: 0 S: 6	H: 1 LOB: 1 BB: 0 P: 13	R: 1 E: 0 K: 0 S: 8	H: 1 LOB: 0 BB: 0 P: 12	1B: 4 2B: 2 3B: 0 HR: 1	SF: 1 SAC: 0 DP: 0 HBP: 0	WP: 0 PB: 0 SB: 0 CS: 0	PA: 35					
PITCHER	IP	WLS	BF	H	R	ER	SO	BB	IBB	HBP	BLK	WP	HR	S	P	ERA	WHIP										
58 Armando Galarraga, R ERA: 2.67	7.2		30	6	2	2	0	1	0	0	1	0	1	68	106	2.35	0.913										
36 Brad Thomas, L ERA: 4.4	0.1	W	1	0	0	0	0	0	0	0	0	0	0	1	3	0.00	0.000										
46 Jose Valverde, R ERA: 0.66	1.0	S	4	1	1	1	0	0	0	0	0	0	0	8	12	9.00	1.000										

Batter	1	2	3	4	5	6	7	8	9	AB	R	H	RBI	BB	SO	LOB	BOTTOM											
14 Austin Jackson, R OBP: 0.352, SLG: 0.412	G6-3		G3-1					F7		0	0	0	0	0	0	0	Pittsburgh Pirates @ Detroit Tigers Comerica Park, Detroit, MI Sun Jun 13 2010, 1:08 PM - 3:39 PM EDT Att: 31,243 - Partly Cloudy - 71 F											
25 Ryan Raburn, R OBP: 0.242, SLG: 0.271										4	0	0	0	0	0	1												
39 Ramon Santiago, S OBP: 0.336, SLG: 0.306	G5-3		L8				G4-3	K		4	0	0	0	0	1	1												
18 Johnny Damon, L OBP: 0.395, SLG: 0.431										2	1	2	0	2	0	0												
24 Miguel Cabrera, R OBP: 0.406, SLG: 0.652	F8		L4				G4-6-3	HR		4	1	1	3	0	0	3												
26 Brennan Boesch, L OBP: 0.384, SLG: 0.625										4	0	1	0	0	0	0												
15 Brandon Inge, R OBP: 0.311, SLG: 0.407										3	0	1	0	0	1	0												
13 Alex Avila, L OBP: 0.312, SLG: 0.344										3	1	1	1	0	1	2												
32 Don Kelly, L OBP: 0.296, SLG: 0.292										3	0	0	0	0	0	2												
29 Danny Worth, R OBP: 0.257, SLG: 0.286										2	0	0	0	0	1	2												
9 Carlos Guillen, S OBP: 0.359, SLG: 0.487										1	1	1	0	0	0	0												
Inning Stats	R: 0 E: 0 K: 0 S: 12	H: 1 LOB: 1 BB: 0 P: 16	R: 0 E: 0 K: 1 S: 10	H: 2 LOB: 2 BB: 0 P: 16	R: 0 E: 0 K: 0 S: 5	H: 0 LOB: 1 BB: 1 P: 12	R: 0 E: 0 K: 1 S: 6	H: 0 LOB: 0 BB: 0 P: 7	R: 0 E: 0 K: 1 S: 11	H: 0 LOB: 0 BB: 0 P: 13	R: 0 E: 0 K: 0 S: 10	H: 1 LOB: 0 BB: 0 P: 12	R: 1 E: 0 K: 0 S: 11	H: 1 LOB: 0 BB: 0 P: 15	R: 3 E: 0 K: 1 S: 16	H: 2 LOB: 0 BB: 1 P: 27	1B: 5 2B: 0 3B: 0 HR: 2	SF: 0 SAC: 0 DP: 1 HBP: 0	WP: 1 PB: 0 SB: 0 CS: 0	PA: 32								
PITCHER	IP	WLS	BF	H	R	ER	SO	BB	IBB	HBP	BLK	WP	HR	S	P	ERA	WHIP											
27 Jeff Karstens, R ERA: 4.5	7.0		27	6	2	2	3	1	0	0	0	0	1	0	8	11	0.00	1.000										
77 D.J. Carrasco, R ERA: 3.79	0.2	H	2	0	0	0	1	0	0	0	0	1	0	8	11	0.00	0.000											
48 Javier López, L ERA: 2.35	0.0	L	1	0	0	0	0	1	0	0	0	0	0	1	5	∞	∞											
29 Octavio Dotel, R ERA: 5.7	0.1	B	2	1	2	2	0	0	0	0	0	0	1	5	6	54.00	3.000											

Batter	1	2	3	4	5	6	7	8	9	AB	R	H	RBI	BB	SO	LOB	TOP										
1 Juan Pierre, L OBP: 0.315, SLG: 0.269	G1-3	F7		SH1-3		FC1-6			BB	3	1	0	1	1	0	3	Chicago White Sox @ Pittsburgh Pirates PNC Park, Pittsburgh, PA Tue Jun 15 2010, 7:07 PM - 10:18 PM EDT Att: 12,693 - Cloudy - 76 F										
11 Omar Vizquel, S OBP: 0.301, SLG: 0.325	K		G4-3	G3-1		L4			G6-3	5	0	0	0	0	1	3											
51 Alex Rios, R OBP: 0.378, SLG: 0.568	HBP		K			G6-3			P4	4	0	1	1	0	1	0											
14 Paul Konerko, R OBP: 0.390, SLG: 0.585	F9		7 1B	HBP		G5-3			K	4	0	0	0	0	1	2											
7 Mark Kotsay, L OBP: 0.305, SLG: 0.364 40 J.J. Putz, R 45 Bobby Jenks, R		10 2B	1B			F7			K	3	1	1	0	1	1	0											
10 Alexei Ramirez, R OBP: 0.297, SLG: 0.399		27 2B	15 G6-3	L6						4	2	2	1	0	0	2											
27 Ramon Castro, R OBP: 0.306, SLG: 0.556		15 G6-3	2B			15 2B			P4	1	1	1	0	3	0	0											
15 Gordon Beckham, R OBP: 0.288, SLG: 0.263	G6-3		43 SH3-4	1 SH1-3		43 1B			F7	4	1	2	3	0	0	2											
43 Freddy Garcia, R 46 Sergio Santos, R 37 Matt Thornton, L 25 Andruw Jones, R	L3		SH3-4			FC5-6			K	2	0	0	0	0	0	3											
Inning Stats	R: 0 E: 0 K: 1 S: 8	H: 0 LOB: 1 BB: 0 P: 11	R: 2 E: 0 K: 0 S: 17	H: 2 LOB: 1 BB: 1 P: 26	R: 0 E: 0 K: 1 S: 11	H: 1 LOB: 2 BB: 1 P: 18	R: 2 E: 0 K: 0 S: 9	H: 1 LOB: 0 BB: 1 P: 15	R: 0 E: 0 K: 0 S: 5	H: 0 LOB: 0 BB: 0 P: 8	R: 1 E: 0 K: 0 S: 11	H: 2 LOB: 2 BB: 1 P: 20	R: 0 E: 0 K: 2 S: 9	H: 0 LOB: 0 BB: 0 P: 17	R: 0 E: 0 K: 1 S: 7	H: 0 LOB: 1 BB: 1 P: 13		R: 1 E: 1 K: 0 S: 9	H: 1 LOB: 0 BB: 1 P: 17	1B: 4 2B: 3 3B: 0 HR: 0	SF: 0 SAC: 2 DP: 0 HBP: 2	WP: 0 PB: 0 CS: 1	PA: 40				
PITCHER	IP	WLS	BF	H	R	ER	SO	BB	IBB	HBP	BLK	WP	HR	S	P	ERA	WHIP										
32 Brad Lincoln, R ERA: 7.5	6.0	L	29	6	5	5	2	3	0	2	0	0	0	61	98	7.50	1.500										
77 D.J. Carrasco, R ERA: 3.57	2.0		7	0	0	0	3	1	0	0	0	0	0	16	30	0.00	0.500										
29 Octavio Dotel, R ERA: 5.84	1.0		4	1	1	1	0	1	0	0	0	0	0	9	17	9.00	2.000										

Batter	1	2	3	4	5	6	7	8	9	AB	R	H	RBI	BB	SO	LOB	BOTTOM											
31 Jose Tabata, R OBP: 0.348, SLG: 0.350	G6-3	FC4-6				G6-3			K	4	0	0	0	1	1	1	Chicago White Sox @ Pittsburgh Pirates PNC Park, Pittsburgh, PA Tue Jun 15 2010, 7:07 PM - 10:18 PM EDT Att: 12,693 - Cloudy - 76 F											
18 Neil Walker, S OBP: 0.346, SLG: 0.440	46 2B	22 BB	G6-3			22 1B			K	5	2	2	0	0	2	2												
22 Andrew McCutchen, R OBP: 0.391, SLG: 0.479	46 2B	BB	L4			46 41 1B			19 1B	4	2	3	1	1	0	0												
46 Garrett Jones, L OBP: 0.350, SLG: 0.466	41 G4-3		41 1B			P6			K	4	0	1	2	1	1	3												
41 Ryan Doumit, S OBP: 0.351, SLG: 0.444	G4-3					1B			K	4	0	2	1	0	1	2												
19 Ryan Church, L OBP: 0.220, SLG: 0.308	G4-3					1B			G6-3	4	0	0	0	0	5													
15 Andy LaRoche, R OBP: 0.295, SLG: 0.316 24 Delwyn Young, S OBP: 0.268, SLG: 0.429	F9		G1-6-3			G1-3			F8	3	0	0	0	0	0	0												
5 Ronny Cedeno, R OBP: 0.276, SLG: 0.333	G5-3		F9			P4			K	4	0	0	0	0	1	0												
32 Brad Lincoln, L OBP: 0.600, SLG: 0.600 3 Akinori Iwamura, L 77 D.J. Carrasco, R 85 Lastings Milledge, R 29 Octavio Dotel, R		31 FC4-6				18 WP			G6-3	2	0	1	0	0	1	0												
Inning Stats	R: 2 E: 0 K: 0 S: 9	H: 2 LOB: 1 BB: 1 P: 17	R: 0 E: 0 K: 0 S: 10	H: 1 LOB: 0 BB: 0 P: 13	R: 0 E: 0 K: 0 S: 11	H: 1 LOB: 2 BB: 1 P: 18	R: 0 E: 0 K: 1 S: 8	H: 0 LOB: 0 BB: 0 P: 12	R: 2 E: 0 K: 0 S: 13	H: 3 LOB: 1 BB: 0 P: 23	R: 0 E: 0 K: 1 S: 15	H: 1 LOB: 2 BB: 1 P: 22	R: 0 E: 0 K: 2 S: 16	H: 1 LOB: 0 BB: 0 P: 21	R: 0 E: 0 K: 1 S: 9	H: 0 LOB: 0 BB: 0 P: 13		R: 0 E: 0 K: 2 S: 11	H: 1 LOB: 1 BB: 0 P: 18	1B: 7 2B: 3 3B: 0 HR: 0	SF: 0 SAC: 0 DP: 0 HBP: 0	WP: 1 PB: 0 CS: 0	PA: 40					
PITCHER	IP	WLS	BF	H	R	ER	SO	BB	IBB	HBP	BLK	WP	HR	S	P	ERA	WHIP											
43 Freddy Garcia, R ERA: 4.94	5.2	W	27	4	4	4	1	2	0	0	0	0	1	0	11	18	0.00	6.000										
46 Sergio Santos, R ERA: 1.66	0.1	H	3	1	0	0	1	1	0	0	0	0	0	0	0	0	0.00	0.000										
37 Matt Thornton, L ERA: 3.67	1.0	H	3	0	0	0	2	0	0	0	0	0	0	0	0	0	0.00	0.000										
40 J.J. Putz, R ERA: 2.38	1.0	H	3	0	0	0	1	0	0	0	0	0	0	0	0	0	0.00	0.000										
45 Bobby Jenks, R ERA: 4.74	1.0	S	4	1	0	0	2	0	0	0	0	0	0	0	0	0	0.00	1.000										

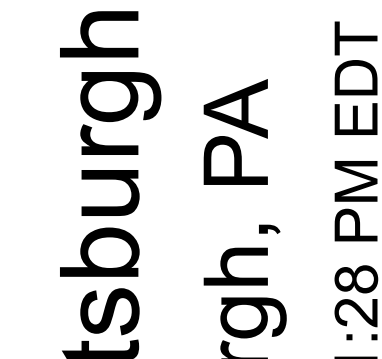
Batter	1	2	3	4	5	6	7	8	9	AB	R	H	RBI	BB	SO	LOB	TOP
4 Trevor Crowe, S OBP: 0.315, SLG: 0.344										5	1	2	0	0	0	1	Cleveland Indians @ Pittsburgh Pirates PNC Park, Pittsburgh, PA Sat Jun 19 2010, 8:07 PM - 11:28 PM EDT Att: 38,008 - Overcast - 74 F
17 Shin-Soo Choo, L OBP: 0.394, SLG: 0.446										5	1	2	0	0	0	1	
26 Austin Kearns, R OBP: 0.369, SLG: 0.461										4	1	1	1	0	1	3	
33 Russell Branyan, L OBP: 0.319, SLG: 0.470										4	1	1	3	0	1	2	
2 Jhonny Peralta, R OBP: 0.330, SLG: 0.415										4	0	2	0	0	0	2	
1 Luis Valbuena, L OBP: 0.274, SLG: 0.243										3	0	0	0	0	0	2	
47 Shelley Duncan, R OBP: 0.333, SLG: 0.533										1	0	0	0	0	1	1	
20 Anderson Hernandez, S (R, 4) OBP: 0.333, SLG: 0.350										0	0	0	0	0	0	0	
52 Mike Redmond, R OBP: 0.250, SLG: 0.281										4	0	1	0	0	0	1	
16 Jason Donald, R OBP: 0.282, SLG: 0.388										3	0	0	0	1	1	0	
28 David Huff, S OBP: 0.268, SLG: 0.268																	
48 Travis Hafner, L OBP: 0.338, SLG: 0.499																	
50 Jensen Lewis, R OBP: 0.329, SLG: 0.322										2	0	0	0	0	1	0	
49 Tony Sipp, L OBP: 0.275, SLG: 0.275										1	0	0	0	0	0	0	
56 Frank Herrmann, L OBP: 0.275, SLG: 0.275										0	0	0	0	0	0	0	
53 Rafael Perez, L OBP: 0.275, SLG: 0.275										0	0	0	0	0	0	0	
41 Carlos Santana, S OBP: 0.444, SLG: 0.500										0	0	0	0	1	0	0	
Inning Stats	R: 1 E: 0 K: 0 S: 10	H: 2 LOB: 1 BB: 0 P: 13	R: 0 E: 0 K: 1 S: 7	H: 0 LOB: 0 BB: 0 P: 9	R: 0 E: 0 K: 0 S: 4	H: 1 LOB: 1 BB: 0 P: 11	R: 0 E: 0 K: 1 S: 8	H: 0 LOB: 0 BB: 0 P: 10	R: 0 E: 0 K: 2 S: 12	H: 1 LOB: 1 BB: 0 P: 18	R: 0 E: 0 K: 0 S: 8	H: 0 LOB: 1 BB: 1 P: 14	1B: 6 2B: 2 3B: 0 HR: 1	SF: 0 SAC: 0 DP: 0 HBP: 0	WP: 0 PB: 0 SB: 0 CS: 0	PA: 38	
PITCHER	IP: 5.1 WLS: W BF: 22 ERA: 4.72	H: 6 R: 4 ER: 4 SO: 2	BB: 0 IBB: 0 HBP: 0 BLK: 0	WP: 0 HR: 1 S: 48 P: 68	ERA: 6.75 WHIP: 1.125	IP: 1.0 WLS: S BF: 4 ERA: 5.4	H: 0 R: 0 ER: 0 SO: 0	BB: 1 IBB: 0 HBP: 0 BLK: 0	WP: 0 HR: 0 S: 8 P: 14	ERA: 0.00 WHIP: 1.000							
27 Jeff Karstens, R ERA: 4.72																	
77 D.J. Carrasco, R ERA: 3.47																	
48 Javier López, L ERA: 2.19																	
47 Evan Meek, R ERA: 0.88																	
Joel Hanrahan, R ERA: 4.55																	

Batter	1	2	3	4	5	6	7	8	9	AB	R	H	RBI	BB	SO	LOB	BOTTOM			
31 Jose Tabata, R OBP: 0.300, SLG: 0.389										5	0	0	0	0	0	1	Cleveland Indians @ Pittsburgh Pirates PNC Park, Pittsburgh, PA Sat Jun 19 2010, 8:07 PM - 11:28 PM EDT Att: 38,008 - Overcast - 74 F			
18 Neil Walker, S OBP: 0.337, SLG: 0.446										5	0	1	0	0	1	0				
22 Andrew McCutchen, R OBP: 0.394, SLG: 0.494										2	4	2	0	3	0	0				
46 Garrett Jones, L OBP: 0.350, SLG: 0.462										4	1	1	1	1	0	4				
85 Lastings Milledge, R OBP: 0.350, SLG: 0.569										4	1	3	4	1	1	1				
29 Octavio Delet, R ERA: 4.55										0	0	0	0	0	0	0				
24 Pedro Alvarez, L OBP: 0.200, SLG: 0.154										3	0	1	1	1	1	3				
41 Ryan Doumit, S OBP: 0.336, SLG: 0.418										4	0	1	0	0	1	3				
2 Bobby Crosby, R OBP: 0.302, SLG: 0.282										2	0	0	0	2	0	4				
27 Jeff Karstens, R ERA: 4.72																				
77 D.J. Carrasco, R ERA: 3.47																				
48 Javier López, L ERA: 2.19																				
47 Evan Meek, R ERA: 0.88																				
15 Andy LaRoche, R OBP: 0.275, SLG: 0.275																				
Joel Hanrahan, R ERA: 4.55																				
19 Ryan Church, L OBP: 0.275, SLG: 0.333																				
Inning Stats	R: 1 E: 0 K: 1 S: 12	H: 1 LOB: 2 BB: 2 P: 25	R: 0 E: 0 K: 1 S: 8	H: 0 LOB: 1 BB: 1 P: 16	R: 2 E: 0 K: 0 S: 15	H: 3 LOB: 2 BB: 1 P: 26	R: 0 E: 0 K: 0 S: 8	H: 0 LOB: 0 BB: 0 P: 12	R: 2 E: 0 K: 0 S: 14	H: 2 LOB: 2 BB: 2 P: 25	R: 0 E: 0 K: 0 S: 15	H: 0 LOB: 1 BB: 1 P: 26	R: 0 E: 0 K: 0 S: 18	H: 1 LOB: 2 BB: 1 P: 31	R: 1 E: 0 K: 2 S: 15	H: 2 LOB: 1 BB: 0 P: 23	1B: 5 2B: 2 3B: 2 HR: 0	SF: 0 SAC: 1 DP: 0 HBP: 0	WP: 0 PB: 0 SB: 0 CS: 0	PA: 41
PITCHER	IP: 5.0 WLS: L BF: 27 ERA: 6.04	H: 5 R: 5 ER: 5 SO: 2	BB: 5 IBB: 1 HBP: 0 BLK: 0	WP: 0 HR: 0 S: 57 P: 104	ERA: 9.00 WHIP: 2.200	IP: 1.0 WLS: S BF: 4 ERA: 5.4	H: 0 R: 0 ER: 0 SO: 0	BB: 1 IBB: 0 HBP: 0 BLK: 0	WP: 0 HR: 0 S: 8 P: 14	ERA: 0.00 WHIP: 1.000										
28 David Huff, L ERA: 6.04																				
50 Jensen Lewis, R ERA: 3.29																				
49 Tony Sipp, L ERA: 7.25																				
56 Frank Herrmann, R ERA: 1.17																				
53 Rafael Perez, L ERA: 4.84																				

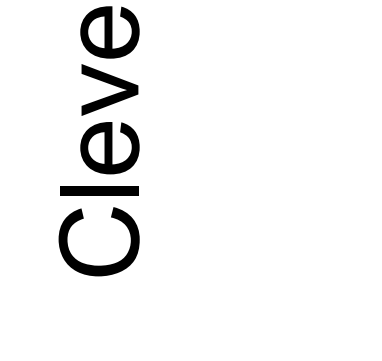
AB 36
R 4
H 9
RBI 4
BB 2
SO 5
LOB 16

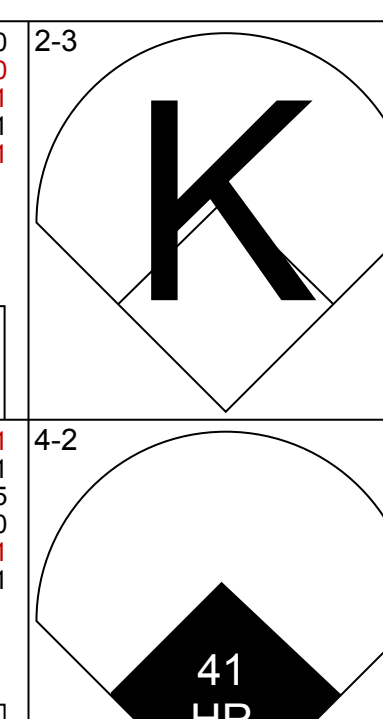
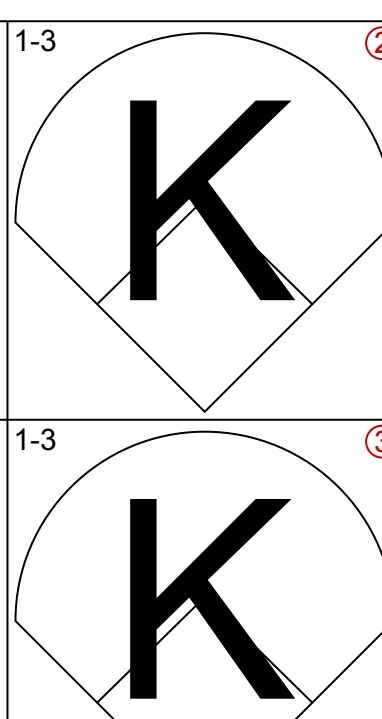
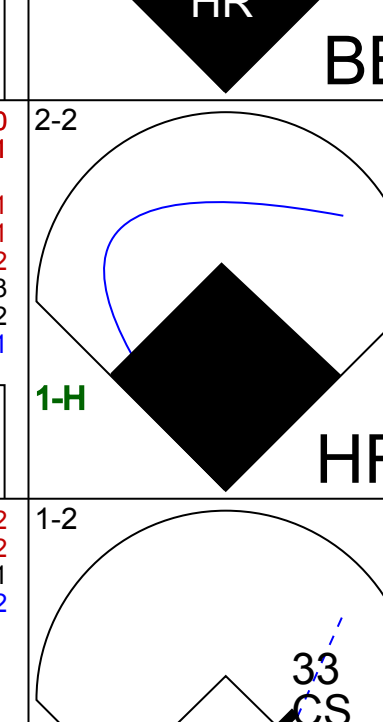
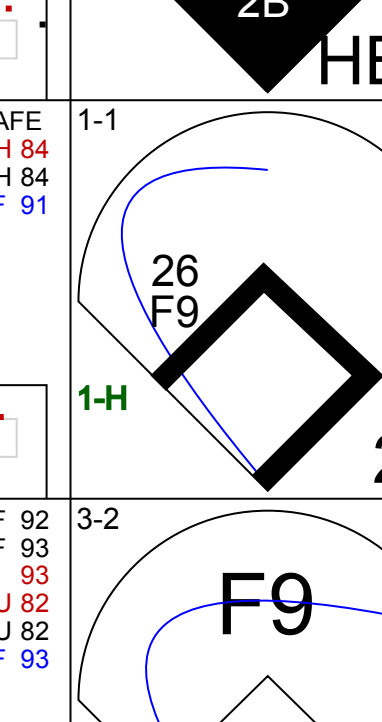
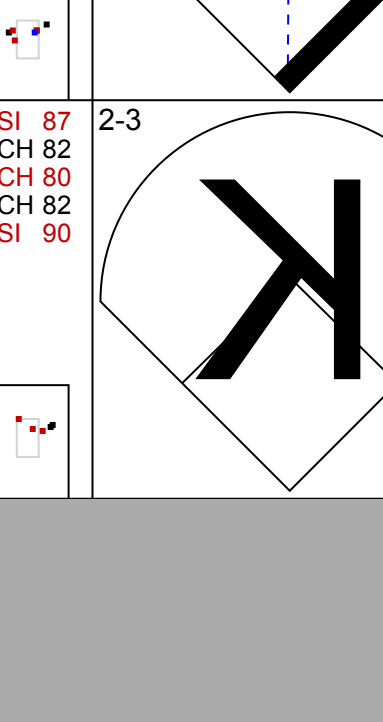

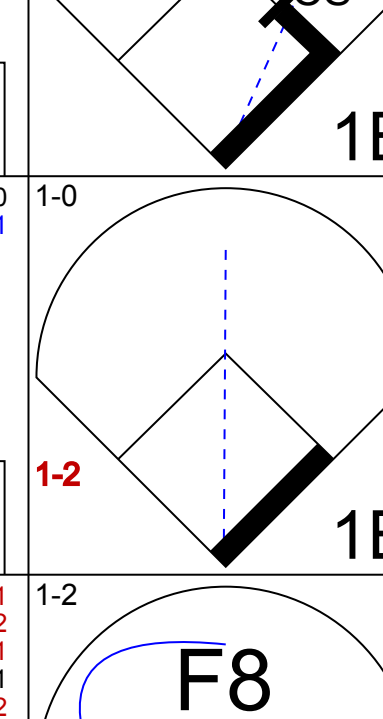
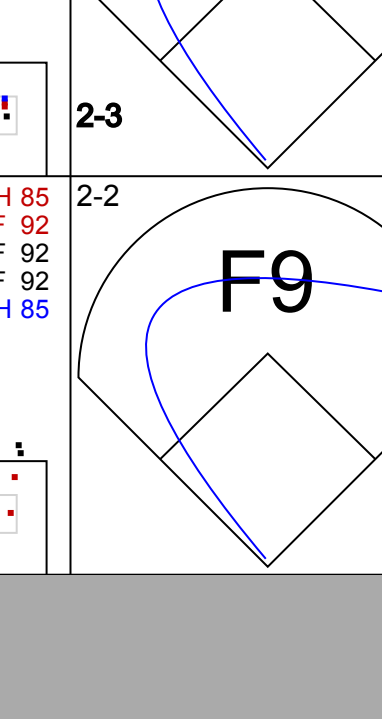



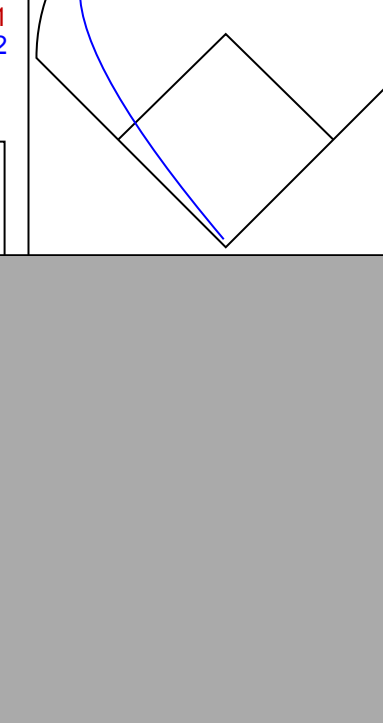
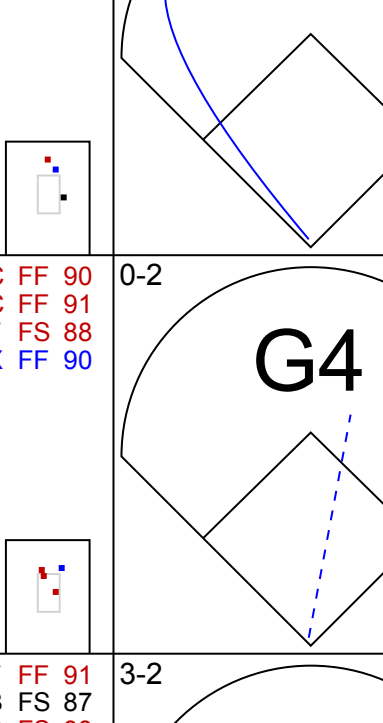


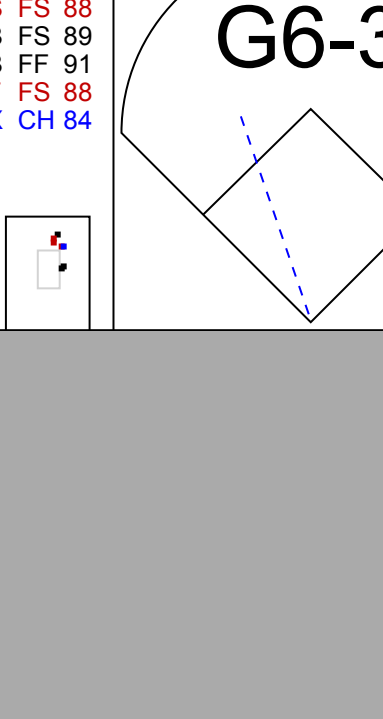
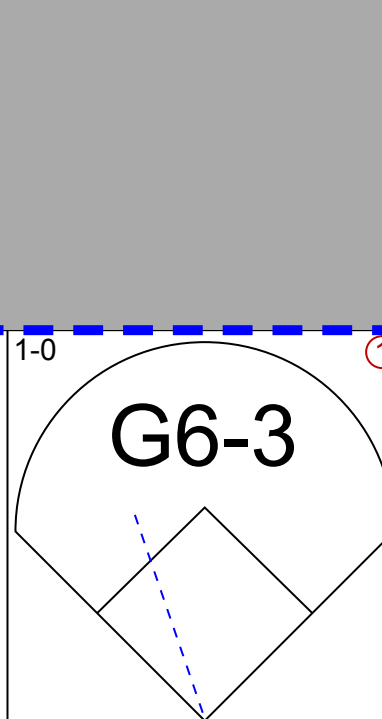
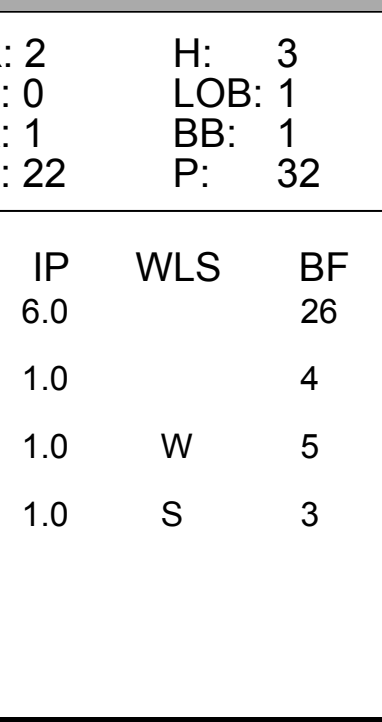
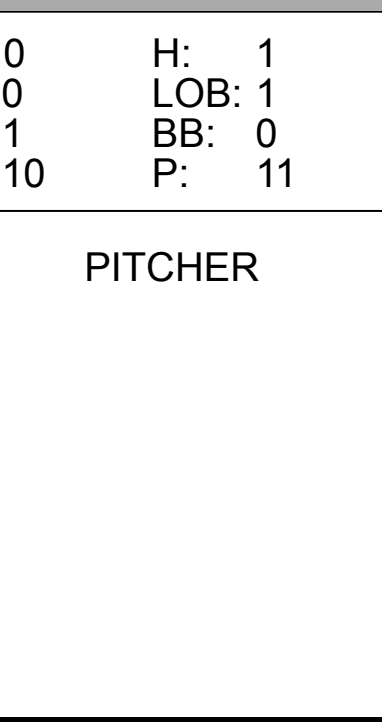
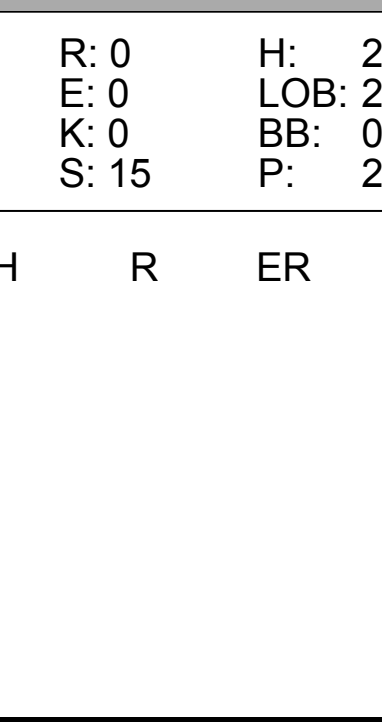
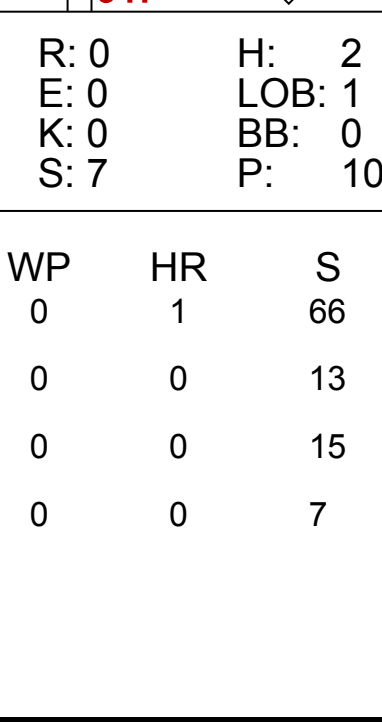
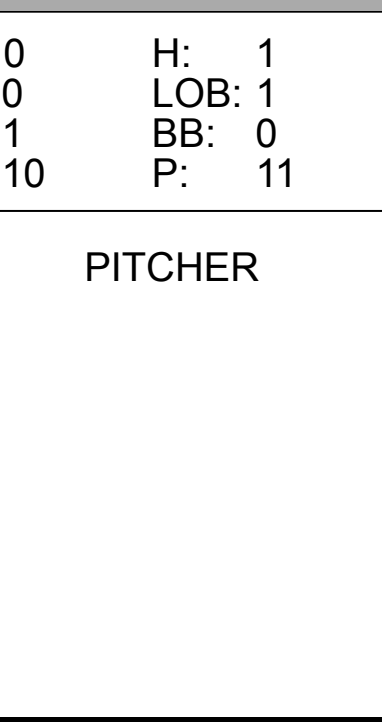
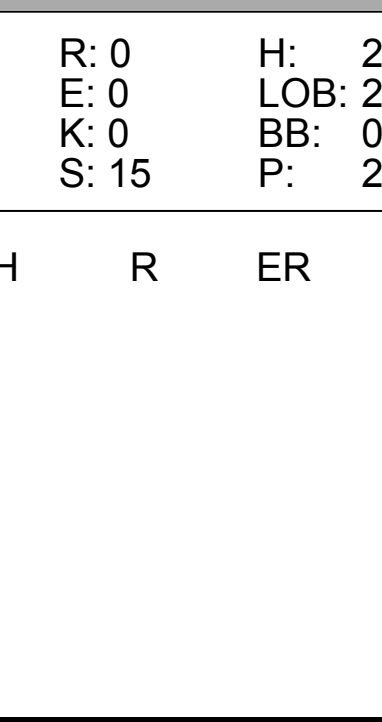




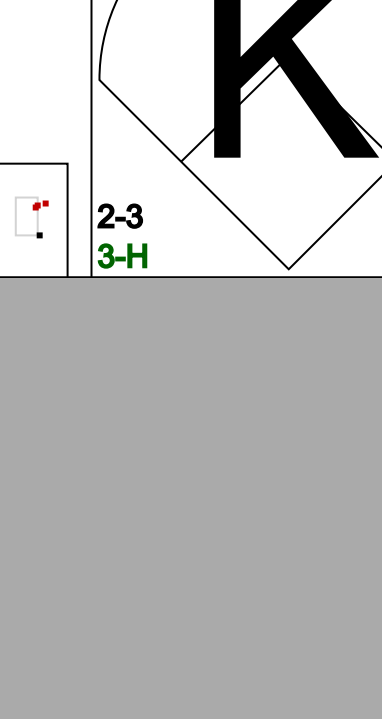



AB 32
R 6
H 9
RBI 6
BB 8
SO 4
LOB 20



AB 32
R 6
H 9
RBI 6
BB 8
SO 4
LOB 20

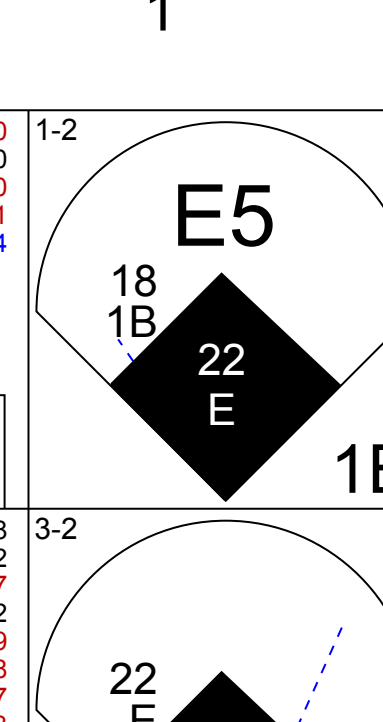
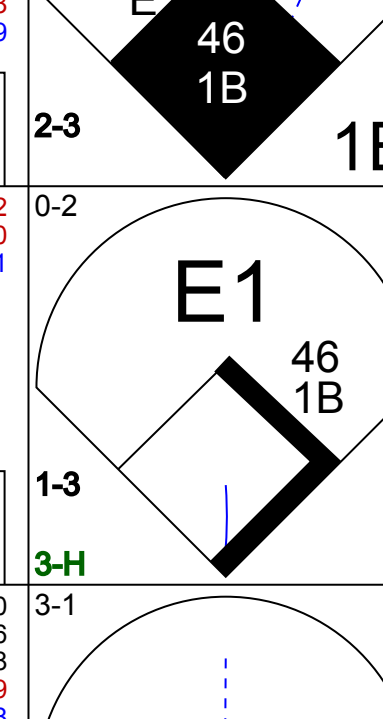


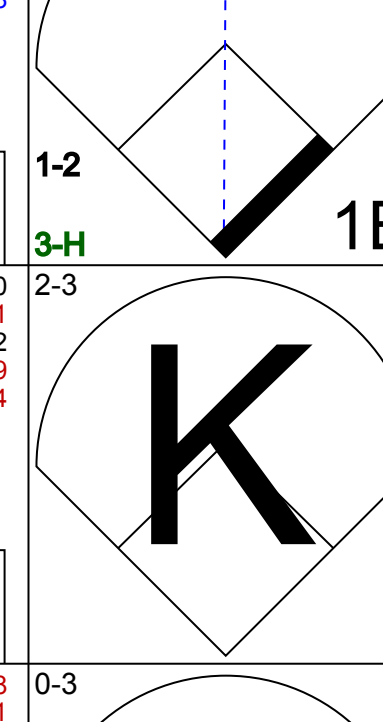
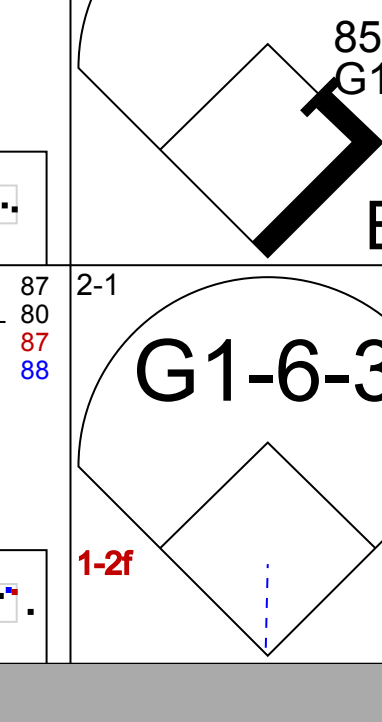
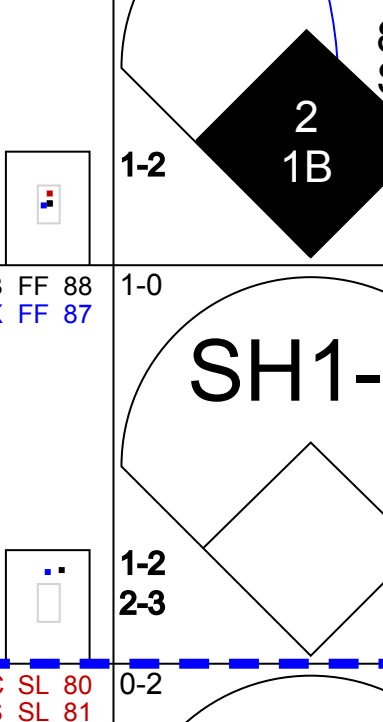
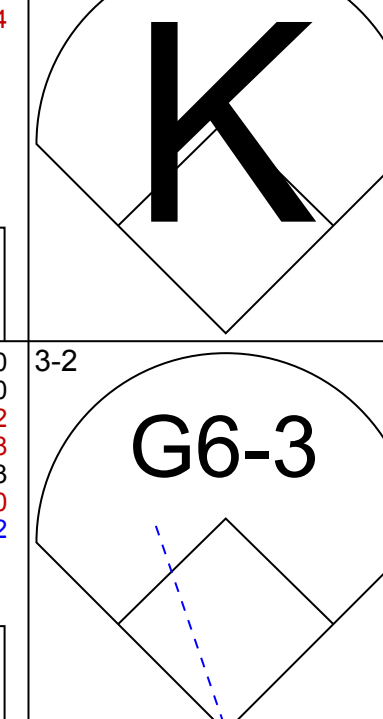

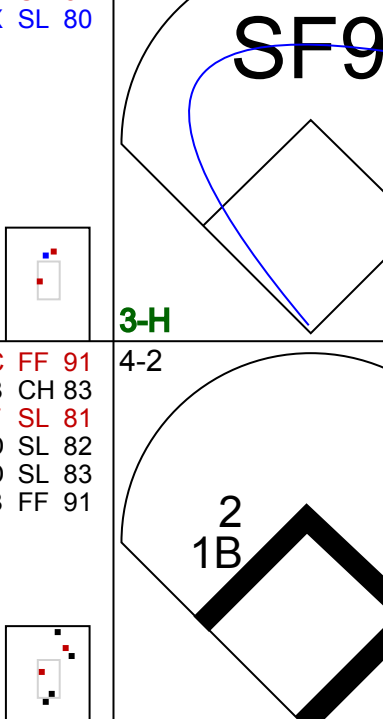



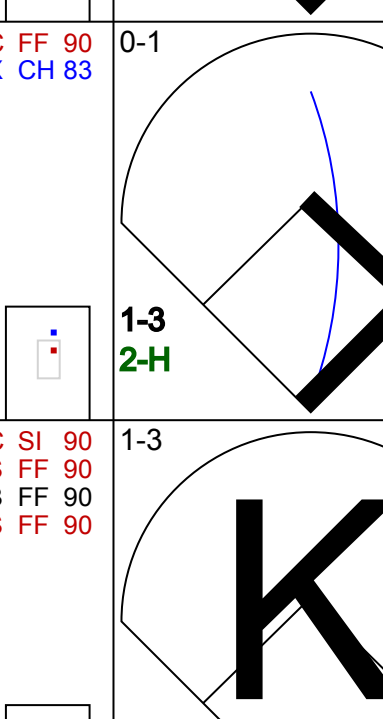
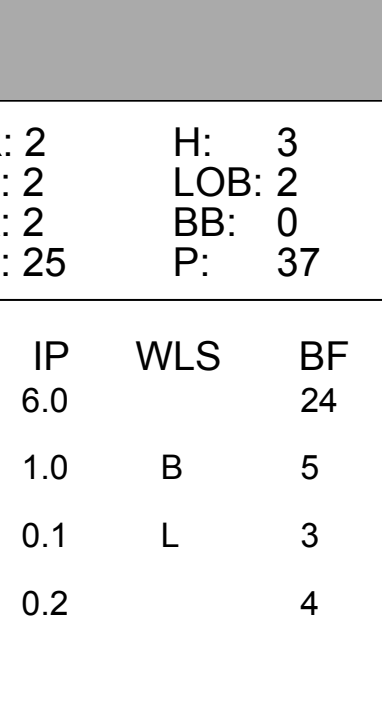
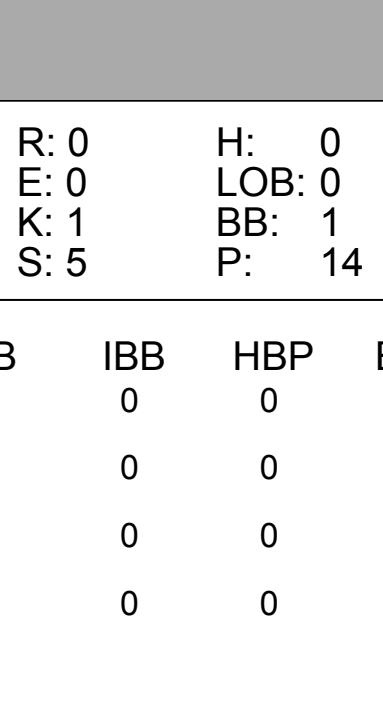
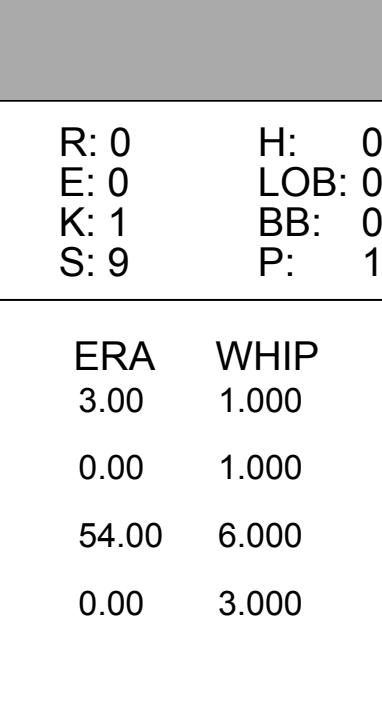
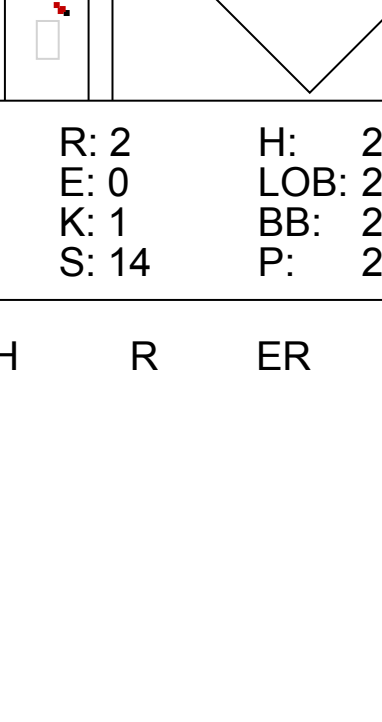




Batter	1	2	3	4	5	6	7	8	9	AB	R	H	RBI	BB	SO	LOB	TOP			
4 Trevor Crowe, S OBP: 0.304, SLG: 0.331			G4-3				F9		G6-3		5	0	0	0	0	2	0			
17 Shin-Soo Choo, L OBP: 0.388, SLG: 0.445							G3-1				3	2	1	0	1	1	0			
41 Carlos Santana, S OBP: 0.514, SLG: 0.786											4	1	3	3	0	1	1			
26 Austin Kearns, R OBP: 0.371, SLG: 0.462			F9				F7				4	0	2	0	0	0	2			
33 Russell Branyan, L OBP: 0.324, SLG: 0.477			F9				G3-1				4	0	2	0	0	0	1			
2 Jhonny Peralta, R OBP: 0.326, SLG: 0.413							F9				4	0	1	0	0	0	3			
20 Anderson Hernandez, S OBP: 0.320, SLG: 0.333		G5-3									4	0	1	0	0	1	3			
16 Jason Donald, R OBP: 0.280, SLG: 0.392		L3									4	0	1	0	0	0	3			
63 Justin Masterson, R ERA: 4.87		G3-1									2	0	0	0	0	0	2			
25 Andy Marte, R ERA: 4.87											1	0	0	0	0	1	0			
53 Rafael Perez, L ERA: 4.63											0	0	0	0	0	0	0			
50 Jensen Lewis, R ERA: 4.12											0	0	0	0	0	0	0			
49 Tony Sipp, L ERA: 7.04											0	0	0	0	0	0	0			
48 Travis Hafner, L OBP: 0.307, SLG: 0.427											1	0	0	0	0	0	0			
Inning Stats	R: 2 E: 0 K: 1 S: 22	H: 3 LOB: 1 BB: 1 P: 32	R: 0 E: 0 K: 0 S: 7	H: 0 LOB: 0 BB: 0 P: 12	R: 1 E: 0 K: 0 S: 12	H: 1 LOB: 1 BB: 0 P: 22	R: 0 E: 0 K: 0 S: 7	H: 2 LOB: 1 BB: 0 P: 10	R: 0 E: 0 K: 1 S: 10	H: 1 LOB: 1 BB: 0 P: 11	R: 0 E: 0 K: 2 S: 13	H: 1 LOB: 1 BB: 0 P: 21	R: 0 E: 0 K: 0 S: 15	H: 2 LOB: 2 BB: 0 P: 20	R: 0 E: 0 K: 2 S: 7	H: 0 LOB: 0 BB: 0 P: 10	1B: 7 2B: 4 3B: 0 HR: 1	SF: 0 SAC: 0 DP: 1 HBP: 1	WP: 0 PB: 0 SB: 0 CS: 1	PA: 38
PITCHER	IP WLS BF H R ER SO BB IBB HBP BLK WP HR S P ERA WHIP	IP WLS BF H R ER SO BB IBB HBP BLK WP HR S P ERA WHIP	IP WLS BF H R ER SO BB IBB HBP BLK WP HR S P ERA WHIP	IP WLS BF H R ER SO BB IBB HBP BLK WP HR S P ERA WHIP	IP WLS BF H R ER SO BB IBB HBP BLK WP HR S P ERA WHIP	IP WLS BF H R ER SO BB IBB HBP BLK WP HR S P ERA WHIP	IP WLS BF H R ER SO BB IBB HBP BLK WP HR S P ERA WHIP	IP WLS BF H R ER SO BB IBB HBP BLK WP HR S P ERA WHIP	IP WLS BF H R ER SO BB IBB HBP BLK WP HR S P ERA WHIP	IP WLS BF H R ER SO BB IBB HBP BLK WP HR S P ERA WHIP	IP WLS BF H R ER SO BB IBB HBP BLK WP HR S P ERA WHIP	IP WLS BF H R ER SO BB IBB HBP BLK WP HR S P ERA WHIP	IP WLS BF H R ER SO BB IBB HBP BLK WP HR S P ERA WHIP	IP WLS BF H R ER SO BB IBB HBP BLK WP HR S P ERA WHIP	IP WLS BF H R ER SO BB IBB HBP BLK WP HR S P ERA WHIP	IP WLS BF H R ER SO BB IBB HBP BLK WP HR S P ERA WHIP	IP WLS BF H R ER SO BB IBB HBP BLK WP HR S P ERA WHIP	IP WLS BF H R ER SO BB IBB HBP BLK WP HR S P ERA WHIP	IP WLS BF H R ER SO BB IBB HBP BLK WP HR S P ERA WHIP	IP WLS BF H R ER SO BB IBB HBP BLK WP HR S P ERA WHIP

Cleveland Indians @ Pittsburgh Pirates
PNC Park, Pittsburgh, PA
Sun Jun 20 2010, 1:37 PM - 4:32 PM EDT
Att: 29,845 - Partly Cloudy - 81 F

AB 36
R 3
H 11
RBI 3
BB 1
SO 6
LOB 15



Batter	1	2	3	4	5	6	7	8	9	AB	R	H	RBI	BB	SO	LOB	BOTTOM			
31 Jose Tabata, R OBP: 0.295, SLG: 0.375		G5-3					K		G1-3	4	1	1	0	0	1	3				
18 Neil Walker, S OBP: 0.333, SLG: 0.438							F8			4	1	1	0	0	2	2				
22 Andrew McCutchen, R OBP: 0.382, SLG: 0.479							G3			3	1	0	1	1	1	1				
46 Garrett Jones, L OBP: 0.355, SLG: 0.464							G3			3	1	2	1	1	0	0				
85 Lastings Milledge, R OBP: 0.345, SLG: 0.364										3	0	0	0	0	2	3				
19 Ryan Church, L OBP: 0.219, SLG: 0.311										0	0	0	0	0	0	0				
24 Pedro Alvarez, L OBP: 0.158, SLG: 0.125							L7			3	0	0	1	0	1	2				
35 Jason Jaramillo, S OBP: 0.261, SLG: 0.262										3	1	1	0	1	1	2				
2 Bobby Crosby, R OBP: 0.319, SLG: 0.302										3	0	3	1	0	0	0				
32 Brad Lincoln, L OBP: 0.200, SLG: 0.500										1	0	0	0	0	0	1				
48 Javier Lopez, L ERA: 4.87										0	0	0	0	0	0	0				
15 Andy LaRoche, R ERA: 4.63										0	0	0	0	0	0	0				
53 Brendan Donnelly, R ERA: 4.12										1	0	0	0	0	0	0				
24 Delwyn Young, S OBP: 0.300, SLG: 0.425										0	0	0	0	0	0	0				
29 Octavio Dotel, R ERA: 7.04										0	0	0	0	0	0	0				
Inning Stats	R: 2 E: 2 K: 2 S: 25	H: 3 LOB: 2 BB: 0 P: 37	R: 0 E: 0 K: 1 S: 8	H: 1 LOB: 0 BB: 0 P: 14	R: 0 E: 0 K: 1 S: 5	H: 0 LOB: 0 BB: 1 P: 14	R: 0 E: 0 K: 1 S: 14	H: 1 LOB: 1 BB: 0 P: 21	R: 0 E: 0 K: 1 S: 9	H: 0 LOB: 0 BB: 0 P: 14	R: 0 E: 0 K: 1 S: 6	H: 0 LOB: 0 BB: 0 P: 10	R: 1 E: 1 K: 1 S: 9	H: 1 LOB: 1 BB: 0 P: 13	R: 2 E: 0 K: 1 S: 14	H: 2 LOB: 2 BB: 2 P: 25	1B: 8 2B: 0 3B: 0 HR: 0	SF: 1 SAC: 4 DP: 1 HBP: 0	WP: 1 PB: 0 SB: 0 CS: 0	PA: 36
PITCHER	IP WLS BF H R ER SO BB IBB HBP BLK WP HR S P ERA WHIP	IP WLS BF H R ER SO BB IBB HBP BLK WP HR S P ERA WHIP	IP WLS BF H R ER SO BB IBB HBP BLK WP HR S P ERA WHIP	IP WLS BF H R ER SO BB IBB HBP BLK WP HR S P ERA WHIP	IP WLS BF H R ER SO BB IBB HBP BLK WP HR S P ERA WHIP	IP WLS BF H R ER SO BB IBB HBP BLK WP HR S P ERA WHIP	IP WLS BF H R ER SO BB IBB HBP BLK WP HR S P ERA WHIP	IP WLS BF H R ER SO BB IBB HBP BLK WP HR S P ERA WHIP	IP WLS BF H R ER SO BB IBB HBP BLK WP HR S P ERA WHIP	IP WLS BF H R ER SO BB IBB HBP BLK WP HR S P ERA WHIP	IP WLS BF H R ER SO BB IBB HBP BLK WP HR S P ERA WHIP	IP WLS BF H R ER SO BB IBB HBP BLK WP HR S P ERA WHIP	IP WLS BF H R ER SO BB IBB HBP BLK WP HR S P ERA WHIP	IP WLS BF H R ER SO BB IBB HBP BLK WP HR S P ERA WHIP	IP WLS BF H R ER SO BB IBB HBP BLK WP HR S P ERA WHIP	IP WLS BF H R ER SO BB IBB HBP BLK WP HR S P ERA WHIP	IP WLS BF H R ER SO BB IBB HBP BLK WP HR S P ERA WHIP	IP WLS BF H R ER SO BB IBB HBP BLK WP HR S P ERA WHIP	IP WLS BF H R ER SO BB IBB HBP BLK WP HR S P ERA WHIP	IP WLS BF H R ER SO BB IBB HBP BLK WP HR S P ERA WHIP

Cleveland Indians @ Pittsburgh Pirates
PNC Park, Pittsburgh, PA
Sun Jun 20 2010, 1:37 PM - 4:32 PM EDT
Att: 29,845 - Partly Cloudy - 81 F

AB 28
R 5
H 8
RBI 4
BB 3
SO 9
LOB 16



Batter	1	2	3	4	5	6	7	8	9	AB	R	H	RBI	BB	SO	LOB	TOP					
31 Jose Tabata, R OBP: 0.265, SLG: 0.333	G6-3	F9	L8	G6-3	G6-3	G6-3	G6-3	FC6-4 18 DI	FC6-4 18 DI	5	0	0	0	0	0	5						
18 Neil Walker, S OBP: 0.327, SLG: 0.436	46 1B	F9	F9	F9	F8	F8	F8	F7	F7	5	1	1	0	0	1	3						
22 Andrew McCutchen, R OBP: 0.386, SLG: 0.471	K	G6-3	G6-3	P3	P3	L6	L6	L6	L6	4	0	0	0	0	1	1						
46 Garrett Jones, L OBP: 0.357, SLG: 0.465	19 1B	2H	1B	1B	K	K	K	K	K	4	0	2	1	0	2	0						
19 Ryan Church, L OBP: 0.220, SLG: 0.310	SAFE 1B	1B	F8	F8	F7	F7	F7	F7	F7	4	0	1	0	0	0	1						
24 Pedro Alvarez, L OBP: 0.174, SLG: 0.150	K	K	K	41 1B	85 E	G3	G3	G3	G3	4	1	1	0	0	1	2						
41 Ryan Doumit, S OBP: 0.339, SLG: 0.417	F8	F8	F8	85 E	85 2B	HBP	HBP	K	K	3	0	1	0	0	1	0						
85 Lastings Milledge, R OBP: 0.343, SLG: 0.367	K	K	K	FC3	2 2B	2B	2B	K	K	4	1	1	0	0	2	1						
2 Bobby Crosby, R OBP: 0.333, SLG: 0.327	1B	1B	K	K	K	2H	2B	31 FC6-4	1B	4	0	3	1	0	1	2						
Inning Stats	R: 1 E: 0 K: 2 S: 16	H: 3 LOB: 2 BB: 0 P: 20	R: 0 E: 0 K: 1 S: 12	H: 1 LOB: 1 BB: 0 P: 14	R: 0 E: 0 K: 1 S: 9	H: 1 LOB: 1 BB: 0 P: 11	R: 1 E: 0 K: 1 S: 11	H: 2 LOB: 2 BB: 0 P: 17	R: 0 E: 0 K: 0 S: 9	H: 0 LOB: 0 BB: 0 P: 12	R: 1 E: 0 K: 0 S: 11	H: 2 LOB: 1 BB: 0 P: 14	R: 0 E: 0 K: 1 S: 8	H: 0 LOB: 0 BB: 0 P: 14	R: 0 E: 0 K: 1 S: 9	H: 0 LOB: 0 BB: 0 P: 16	R: 0 E: 0 K: 1 S: 14	H: 1 LOB: 1 BB: 0 P: 19	1B: 7 2B: 3 3B: 0 HR: 0	SF: 0 SAC: 0 DP: 1 HBP: 1	WP: 0 PB: 0 SB: 0 CS: 0	PA: 38
PITCHER	IP WLS BF H R ER SO BB IBB HBP BLK WP HR S P ERA WHIP	IP WLS BF H R ER SO BB IBB HBP BLK WP HR S P ERA WHIP	IP WLS BF H R ER SO BB IBB HBP BLK WP HR S P ERA WHIP	IP WLS BF H R ER SO BB IBB HBP BLK WP HR S P ERA WHIP	IP WLS BF H R ER SO BB IBB HBP BLK WP HR S P ERA WHIP	IP WLS BF H R ER SO BB IBB HBP BLK WP HR S P ERA WHIP	IP WLS BF H R ER SO BB IBB HBP BLK WP HR S P ERA WHIP	IP WLS BF H R ER SO BB IBB HBP BLK WP HR S P ERA WHIP	IP WLS BF H R ER SO BB IBB HBP BLK WP HR S P ERA WHIP	IP WLS BF H R ER SO BB IBB HBP BLK WP HR S P ERA WHIP	IP WLS BF H R ER SO BB IBB HBP BLK WP HR S P ERA WHIP	IP WLS BF H R ER SO BB IBB HBP BLK WP HR S P ERA WHIP	IP WLS BF H R ER SO BB IBB HBP BLK WP HR S P ERA WHIP	IP WLS BF H R ER SO BB IBB HBP BLK WP HR S P ERA WHIP	IP WLS BF H R ER SO BB IBB HBP BLK WP HR S P ERA WHIP	IP WLS BF H R ER SO BB IBB HBP BLK WP HR S P ERA WHIP	IP WLS BF H R ER SO BB IBB HBP BLK WP HR S P ERA WHIP	IP WLS BF H R ER SO BB IBB HBP BLK WP HR S P ERA WHIP				
35 Tommy Hunter, R ERA: 2.31	6.0	W	28	9	3	2	6	0	0	0	1	0	0	0	0	0	0	0	68	88	3.00	1.500
28 Darren Oliver, L ERA: 1.35	2.0	H	6	0	0	0	2	0	0	0	0	0	0	0	0	0	0	0	17	30	0.00	0.000
30 Neftali Feliz, R ERA: 2.78	1.0	S	4	1	0	0	1	0	0	0	0	0	0	0	0	0	0	0	14	19	0.00	1.000

Pittsburgh Pirates @ Texas Rangers
Rangers Ballpark in Arlington, Arlington, TX
Tue Jun 22 2010, 8:08 PM - 10:52 PM EDT
Att: 23,083 - Clear - 97 F

AB 37
R 3
H 10
RBI 2
BB 0
SO 9
LOB 15



Batter	1	2	3	4	5	6	7	8	9	AB	R	H	RBI	BB	SO	LOB	BOTTOM						
1 Elvis Andrus, R OBP: 0.361, SLG: 0.322	G3	G3	G3	G3	10 E	10 E	10 E	10 E	10 E	3	0	1	0	1	0	0							
10 Michael Young, R OBP: 0.359, SLG: 0.485	G4-1	G4-1	HR	HR	BB	BB	G6-3	G6-3	G6-3	3	1	1	1	1	0	2							
5 Ian Kinsler, R OBP: 0.380, SLG: 0.352	G6-3	G6-3	G5-3	G5-3	G5-3	G5-3	G5-3	G5-3	G5-3	4	1	2	0	0	0	2							
27 Vladimir Guerrero, R OBP: 0.365, SLG: 0.547	F8	F8	L5-3	L5-3	L5-3	P3	P3	P3	P3	3	0	0	0	1	0	1							
14 Joaquin Arias, R OBP: 0.292, SLG: 0.324	F8	F8	L5-3	L5-3	L5-3	P3	P3	P3	P3	0	0	0	0	0	0	0							
32 Josh Hamilton, L OBP: 0.383, SLG: 0.613	K	K	K	K	17 G4-3	20 HR	2B	HR	HR	4	2	2	1	0	1	2							
17 Nelson Cruz, R OBP: 0.392, SLG: 0.709	G6-3	G6-3	G4-3	G4-3	G4-3	G4-3	G4-3	G4-3	G4-3	3	0	0	1	0	0	1							
12 Justin Smoak, S OBP: 0.335, SLG: 0.404	G4-3	G4-3	G4-3	G4-3	P2	P2	K	K	K	3	0	0	0	1	1	1							
15 Matt Treanor, R OBP: 0.315, SLG: 0.380	G6-3	G6-3	G6-3	G6-3	20 HR	20 HR	BB	BB	BB	2	1	0	0	2	0	2							
20 Julio Borbon, L OBP: 0.319, SLG: 0.387	P6	P6	P6	P6	HR	HR	HR	HR	HR	3	1	1	3	0	0	1							
Inning Stats	R: 0 E: 0 K: 0 S: 7	H: 0 LOB: 0 BB: 0 P: 11	R: 0 E: 0 K: 1 S: 5	H: 0 LOB: 0 BB: 0 P: 7	R: 0 E: 0 K: 0 S: 11	H: 0 LOB: 0 BB: 0 P: 16	R: 1 E: 0 K: 0 S: 9	H: 2 LOB: 0 BB: 0 P: 13	R: 3 E: 1 K: 0 S: 18	H: 3 LOB: 2 BB: 2 P: 35	R: 1 E: 0 K: 0 S: 11	H: 1 LOB: 1 BB: 0 P: 18	R: 0 E: 0 K: 0 S: 6	H: 0 LOB: 1 BB: 2 P: 15	R: 1 E: 0 K: 0 S: 7	H: 1 LOB: 2 BB: 2 P: 20	R: 1 E: 0 K: 0 S: 7	H: 1 LOB: 2 BB: 2 P: 20	1B: 3 2B: 2 3B: 0 HR: 3	SF: 1 SAC: 0 DP: 2 HBP: 0	WP: 0 PB: 0 SB: 0 CS: 0	PA: 35	
PITCHER	IP WLS BF H R ER SO BB IBB HBP BLK WP HR S P ERA WHIP	IP WLS BF H R ER SO BB IBB HBP BLK WP HR S P ERA WHIP	IP WLS BF H R ER SO BB IBB HBP BLK WP HR S P ERA WHIP	IP WLS BF H R ER SO BB IBB HBP BLK WP HR S P ERA WHIP	IP WLS BF H R ER SO BB IBB HBP BLK WP HR S P ERA WHIP	IP WLS BF H R ER SO BB IBB HBP BLK WP HR S P ERA WHIP	IP WLS BF H R ER SO BB IBB HBP BLK WP HR S P ERA WHIP	IP WLS BF H R ER SO BB IBB HBP BLK WP HR S P ERA WHIP	IP WLS BF H R ER SO BB IBB HBP BLK WP HR S P ERA WHIP	IP WLS BF H R ER SO BB IBB HBP BLK WP HR S P ERA WHIP	IP WLS BF H R ER SO BB IBB HBP BLK WP HR S P ERA WHIP	IP WLS BF H R ER SO BB IBB HBP BLK WP HR S P ERA WHIP	IP WLS BF H R ER SO BB IBB HBP BLK WP HR S P ERA WHIP	IP WLS BF H R ER SO BB IBB HBP BLK WP HR S P ERA WHIP	IP WLS BF H R ER SO BB IBB HBP BLK WP HR S P ERA WHIP	IP WLS BF H R ER SO BB IBB HBP BLK WP HR S P ERA WHIP	IP WLS BF H R ER SO BB IBB HBP BLK WP HR S P ERA WHIP	IP WLS BF H R ER SO BB IBB HBP BLK WP HR S P ERA WHIP					
49 Ross Ohlendorf, R ERA: 5.43	1.2	L	8	1	1	1	1	2	0	0	0	0	0	0	0	0	0	0	1	18	33	5.40	1.800
77 D.J. Carrasco, R ERA: 3.55	1.0	4	1	1	1	0	0	1	0	0	0	0	0	0	0	0	0	0	5	12	9.00	2.000	
48 Javier López, L ERA: 2.36	0.2	3	0	0	0	0	0	0	0	0	0	0	0	0	0	0	0	0	3	10	0.00	0.000	

Pittsburgh Pirates @ Texas Rangers
Rangers Ballpark in Arlington, Arlington, TX
Tue Jun 22 2010, 8:08 PM - 10:52 PM EDT
Att: 23,083 - Clear - 97 F

AB 28
R 6
H 7
RBI 6
BB 6
SO 2
LOB 12



Batter	1	2	3	4	5	6	7	8	9	AB	R	H	RBI	BB	SO	LOB	TOP					
31 Jose Tabata, R OBP: 0.288, SLG: 0.345										5	1	3	0	0	0	3						
18 Neil Walker, S OBP: 0.310, SLG: 0.417										4	0	1	1	0	1	4						
22 Andrew McCutchen, R OBP: 0.394, SLG: 0.462										3	1	0	0	1	2	3						
46 Garrett Jones, L OBP: 0.361, SLG: 0.464										4	1	3	1	0	0	0						
19 Ryan Church, L OBP: 0.221, SLG: 0.301										4	0	0	0	0	2	4						
24 Pedro Alvarez, L OBP: 0.194, SLG: 0.214										4	1	1	2	0	2	1						
41 Ryan Doumit, S OBP: 0.340, SLG: 0.412										4	1	2	1	0	0	0						
85 Lastings Milledge, R OBP: 0.345, SLG: 0.367										4	0	2	0	0	2	1						
2 Bobby Crosby, R OBP: 0.344, SLG: 0.356										4	0	2	0	0	0	1						
Inning Stats	R: 4 H: 4 E: 0 K: 3 S: 17	H: 4 LOB: 1 BB: 1 P: 28	R: 0 H: 1 E: 0 K: 1 S: 11	H: 1 LOB: 1 BB: 0 P: 17	R: 0 H: 1 E: 0 K: 2 S: 14	H: 1 LOB: 0 BB: 0 P: 19	R: 1 H: 3 E: 1 K: 1 S: 17	H: 3 LOB: 2 BB: 0 P: 21	R: 0 H: 1 E: 0 K: 0 S: 6	H: 1 LOB: 0 BB: 0 P: 8	R: 0 H: 1 E: 0 K: 0 S: 7	H: 1 LOB: 0 BB: 0 P: 10	R: 0 H: 1 E: 0 K: 1 S: 10	H: 0 LOB: 0 BB: 0 P: 17	R: 0 H: 2 E: 0 K: 1 S: 10	H: 2 LOB: 2 BB: 0 P: 14	1B: 12 2B: 2 3B: 0 HR: 0	SF: 1 SAC: 0 DP: 2 HBP: 0	WP: 1 PB: 0 SB: 1 CS: 2	PA: 38		
PITCHER	IP WLS BF H R ER SO BB IBB HBP BLK WP HR S P ERA WHIP	IP WLS BF H R ER SO BB IBB HBP BLK WP HR S P ERA WHIP	IP WLS BF H R ER SO BB IBB HBP BLK WP HR S P ERA WHIP	IP WLS BF H R ER SO BB IBB HBP BLK WP HR S P ERA WHIP	IP WLS BF H R ER SO BB IBB HBP BLK WP HR S P ERA WHIP	IP WLS BF H R ER SO BB IBB HBP BLK WP HR S P ERA WHIP	IP WLS BF H R ER SO BB IBB HBP BLK WP HR S P ERA WHIP	IP WLS BF H R ER SO BB IBB HBP BLK WP HR S P ERA WHIP	IP WLS BF H R ER SO BB IBB HBP BLK WP HR S P ERA WHIP	IP WLS BF H R ER SO BB IBB HBP BLK WP HR S P ERA WHIP	IP WLS BF H R ER SO BB IBB HBP BLK WP HR S P ERA WHIP	IP WLS BF H R ER SO BB IBB HBP BLK WP HR S P ERA WHIP	IP WLS BF H R ER SO BB IBB HBP BLK WP HR S P ERA WHIP	IP WLS BF H R ER SO BB IBB HBP BLK WP HR S P ERA WHIP	IP WLS BF H R ER SO BB IBB HBP BLK WP HR S P ERA WHIP	IP WLS BF H R ER SO BB IBB HBP BLK WP HR S P ERA WHIP	IP WLS BF H R ER SO BB IBB HBP BLK WP HR S P ERA WHIP	IP WLS BF H R ER SO BB IBB HBP BLK WP HR S P ERA WHIP	IP WLS BF H R ER SO BB IBB HBP BLK WP HR S P ERA WHIP	IP WLS BF H R ER SO BB IBB HBP BLK WP HR S P ERA WHIP	IP WLS BF H R ER SO BB IBB HBP BLK WP HR S P ERA WHIP	IP WLS BF H R ER SO BB IBB HBP BLK WP HR S P ERA WHIP

Pittsburgh Pirates @ Texas Rangers
Rangers Ballpark in Arlington, Arlington, TX
Thu Jun 24 2010, 8:07 PM - 11:13 PM EDT
Att: 19,567 - Partly Cloudy - 90 F

AB 36
R 5
H 14
RBI 5
BB 1
SO 9
LOB 17



Batter	1	2	3	4	5	6	7	8	9	AB	R	H	RBI	BB	SO	LOB	BOTTOM					
1 Elvis Andrus, R OBP: 0.371, SLG: 0.330										4	2	2	0	1	1	0						
10 Michael Young, R OBP: 0.365, SLG: 0.507										5	1	2	1	0	3	1						
5 Ian Kinsler, R OBP: 0.361, SLG: 0.360										5	0	2	1	0	0	3						
27 Vladimir Guerrero, R OBP: 0.373, SLG: 0.544											5	2	2	1	0	0	1					
32 Josh Hamilton, L OBP: 0.388, SLG: 0.622										4	1	3	0	0	0	0						
17 Nelson Cruz, R OBP: 0.396, SLG: 0.692										3	0	0	1	0	1	3						
12 Justin Smoak, S OBP: 0.330, SLG: 0.395										2	0	0	2	1	0	1						
15 Matt Treanor, R OBP: 0.304, SLG: 0.367										4	0	1	0	0	1	3						
20 Julio Borbon, L OBP: 0.320, SLG: 0.382										4	0	0	0	0	0	3						
Inning Stats	R: 0 H: 0 E: 0 K: 1 S: 11	H: 0 LOB: 0 BB: 0 P: 14	R: 1 H: 1 E: 1 K: 0 S: 13	H: 1 LOB: 1 BB: 0 P: 18	R: 0 H: 1 E: 0 K: 1 S: 11	H: 1 LOB: 1 BB: 0 P: 16	R: 2 H: 3 E: 0 K: 0 S: 8	H: 3 LOB: 1 BB: 0 P: 11	R: 0 H: 1 E: 0 K: 2 S: 10	H: 1 LOB: 1 BB: 0 P: 13	R: 0 H: 1 E: 0 K: 2 S: 15	H: 1 LOB: 2 BB: 1 P: 22	R: 2 H: 3 E: 0 K: 0 S: 14	H: 3 LOB: 0 BB: 0 P: 21	R: 0 H: 0 E: 0 K: 0 S: 5	H: 0 LOB: 0 BB: 0 P: 8	R: 1 H: 2 E: 0 K: 0 S: 11	H: 2 LOB: 2 BB: 1 P: 17	1B: 9 2B: 2 3B: 1 HR: 0	SF: 2 SAC: 0 DP: 0 HBP: 0	WP: 0 PB: 0 SB: 2 CS: 0	PA: 40
PITCHER	IP WLS BF H R ER SO BB IBB HBP BLK WP HR S P ERA WHIP	IP WLS BF H R ER SO BB IBB HBP BLK WP HR S P ERA WHIP	IP WLS BF H R ER SO BB IBB HBP BLK WP HR S P ERA WHIP	IP WLS BF H R ER SO BB IBB HBP BLK WP HR S P ERA WHIP	IP WLS BF H R ER SO BB IBB HBP BLK WP HR S P ERA WHIP	IP WLS BF H R ER SO BB IBB HBP BLK WP HR S P ERA WHIP	IP WLS BF H R ER SO BB IBB HBP BLK WP HR S P ERA WHIP	IP WLS BF H R ER SO BB IBB HBP BLK WP HR S P ERA WHIP	IP WLS BF H R ER SO BB IBB HBP BLK WP HR S P ERA WHIP	IP WLS BF H R ER SO BB IBB HBP BLK WP HR S P ERA WHIP	IP WLS BF H R ER SO BB IBB HBP BLK WP HR S P ERA WHIP	IP WLS BF H R ER SO BB IBB HBP BLK WP HR S P ERA WHIP	IP WLS BF H R ER SO BB IBB HBP BLK WP HR S P ERA WHIP	IP WLS BF H R ER SO BB IBB HBP BLK WP HR S P ERA WHIP	IP WLS BF H R ER SO BB IBB HBP BLK WP HR S P ERA WHIP	IP WLS BF H R ER SO BB IBB HBP BLK WP HR S P ERA WHIP	IP WLS BF H R ER SO BB IBB HBP BLK WP HR S P ERA WHIP	IP WLS BF H R ER SO BB IBB HBP BLK WP HR S P ERA WHIP	IP WLS BF H R ER SO BB IBB HBP BLK WP HR S P ERA WHIP	IP WLS BF H R ER SO BB IBB HBP BLK WP HR S P ERA WHIP	IP WLS BF H R ER SO BB IBB HBP BLK WP HR S P ERA WHIP	IP WLS BF H R ER SO BB IBB HBP BLK WP HR S P ERA WHIP

Pittsburgh Pirates @ Texas Rangers
Rangers Ballpark in Arlington, Arlington, TX
Thu Jun 24 2010, 8:07 PM - 11:13 PM EDT
Att: 19,567 - Partly Cloudy - 90 F

AB 36
R 6
H 12
RBI 6
BB 2
SO 6
LOB 15



Batter	1	2	3	4	5	6	7	8	9	AB	R	H	RBI	BB	SO	LOB	TOP	
31 Jose Tabata, R OBP: 0.299, SLG: 0.339	G5-3		1B			K		BB		3	0	1	0	1	1	0	Pittsburgh Pirates @ Oakland Athletics Oakland Coliseum, Oakland, CA Sat Jun 26 2010, 7:09 PM - 9:26 PM PDT Att: 25,068 - Partly Cloudy - 64 F	
24 Delwyn Young, S OBP: 0.285, SLG: 0.398	K		F7			BB		G5-3		2	0	0	0	1	1			
15 Andy LaRoche, R OBP: 0.293, SLG: 0.319										1	0	0	0	0	2			
22 Andrew McCutchen, R OBP: 0.381, SLG: 0.458	BB					L8				3	0	0	0	1	0	1		
46 Garrett Jones, L OBP: 0.358, SLG: 0.458	K									4	0	0	0	0	1	1		
41 Ryan Doumit, S OBP: 0.337, SLG: 0.411										4	0	0	0	0	2	0		
24 Pedro Alvarez, L OBP: 0.158, SLG: 0.171										3	0	0	0	0	2	0		
85 Lastings Milledge, R OBP: 0.344, SLG: 0.367										3	0	1	0	0	1	0		
2 Bobby Crosby, R OBP: 0.326, SLG: 0.336										3	0	0	0	0	1	1		
5 Ronny Cedeno, R OBP: 0.269, SLG: 0.324										3	0	0	0	0	1	1		
Inning Stats	R: 0 H: 0 E: 0 K: 2 S: 11	H: 0 LOB: 1 BB: 1 P: 19	R: 0 H: 0 E: 0 K: 0 S: 5	H: 0 LOB: 0 BB: 0 P: 9	R: 0 H: 1 E: 0 K: 1 S: 9	H: 1 LOB: 1 BB: 0 P: 15	R: 0 H: 0 E: 0 K: 1 S: 8	H: 0 LOB: 0 BB: 0 P: 13	R: 0 H: 0 E: 0 K: 2 S: 8	H: 0 LOB: 0 BB: 0 P: 12	R: 0 H: 1 E: 0 K: 1 S: 12	H: 2 LOB: 2 BB: 1 P: 17	R: 0 H: 0 E: 0 K: 0 S: 11	H: 0 LOB: 0 BB: 0 P: 15	1B: 2 2B: 0 3B: 0 HR: 0	SF: 0 SAC: 0 DP: 0 HBP: 0	WP: 0 PA: 32 PB: 0 SB: 1 CS: 0	
PITCHER	IP	WLS	BF	H	R	ER	SO	BB	IBB	HBP	BLK	WP	HR	S	P	ERA	WHIP	
53 Trevor Cahill, R ERA: 2.88	7.2	W	28	2	0	0	10	3	0	0	0	0	0	67	113	0.00	0.652	
56 Craig Breslow, L ERA: 2.7	0.1		1	0	0	0	0	0	0	0	0	0	0	4	5	0.00	0.000	
40 Andrew Bailey, R ERA: 1.8	1.0		3	0	0	0	0	0	0	0	0	0	0	11	15	0.00	0.000	

Batter	1	2	3	4	5	6	7	8	9	AB	R	H	RBI	BB	SO	LOB	BOTTOM		
4 Coco Crisp, S OBP: 0.423, SLG: 0.727	10 2B	10 2B								3	3	2	0	1	0	0	Pittsburgh Pirates @ Oakland Athletics Oakland Coliseum, Oakland, CA Sat Jun 26 2010, 7:09 PM - 9:26 PM PDT Att: 25,068 - Partly Cloudy - 64 F		
10 Daric Barton, L OBP: 0.390, SLG: 0.415										4	0	3	4	0	0	0			
28 Conor Jackson, R OBP: 0.336, SLG: 0.335										4	0	0	0	0	0	3			
8 Kurt Suzuki, R OBP: 0.319, SLG: 0.442										4	1	1	1	0	0	2			
Ryan Sweeney, L OBP: 0.346, SLG: 0.389										2	0	0	0	2	0	0			
5 Kevin Koussamoff, R OBP: 0.303, SLG: 0.418										4	0	0	0	0	0	3			
32 Jack Cust, L OBP: 0.378, SLG: 0.373										3	1	1	0	1	1	1			
14 Mark Ellis, R OBP: 0.344, SLG: 0.371										4	0	1	0	0	2	2			
2 Cliff Pennington, S OBP: 0.320, SLG: 0.359										3	0	0	0	0	0	2			
Inning Stats	R: 1 H: 2 E: 0 K: 0 S: 13	H: 3 LOB: 2 BB: 1 P: 26	R: 2 H: 3 E: 0 K: 1 S: 15	H: 3 LOB: 1 BB: 0 P: 22	R: 0 H: 0 E: 0 K: 0 S: 9	H: 0 LOB: 1 BB: 1 P: 15	R: 0 H: 1 E: 0 K: 0 S: 4	H: 1 LOB: 0 BB: 0 P: 8	R: 1 H: 1 E: 0 K: 0 S: 14	H: 1 LOB: 1 BB: 1 P: 19	R: 0 H: 0 E: 0 K: 1 S: 8	H: 0 LOB: 0 BB: 0 P: 13	R: 1 H: 1 E: 0 K: 0 S: 8	H: 1 LOB: 1 BB: 1 P: 14	R: 0 H: 0 E: 0 K: 1 S: 9	H: 0 LOB: 1 BB: 1 P: 17	1B: 4 2B: 3 3B: 0 HR: 1	SF: 0 SAC: 0 DP: 0 HBP: 0	WP: 0 PA: 35 PB: 0 SB: 2 CS: 1
PITCHER	IP	WLS	BF	H	R	ER	SO	BB	IBB	HBP	BLK	WP	HR	S	P	ERA	WHIP		
34 Daniel McCutchen, R ERA: 11.0	6.0	L	26	7	4	4	2	2	0	0	0	0	0	63	103	6.00	1.500		
65 Justin Thomas, L ERA: 13.5	1.0		5	1	1	1	0	1	0	0	0	0	0	8	14	9.00	2.000		
29 Octavio Dotel, R ERA: 6.0	1.0		4	0	0	0	1	1	0	0	0	0	0	9	17	0.00	1.000		



Batter	1	2	3	4	5	6	7	8	9	AB	R	H	RBI	BB	SO	LOB	TOP								
31 Jose Tabata, R (1,7) OBP: 0.319, SLG: 0.364	G4-3		G6-3														4 0 2 1 1 0 0								
2 Bobby Crosby, R (1,4) OBP: 0.324, SLG: 0.341	2B		G6-3														4 0 1 0 0 0 2								
22 Andrew McCutchen, R (1,8) OBP: 0.362, SLG: 0.457	G6-3		1B														3 0 1 0 1 1 1								
46 Garrett Jones, L (1,3) OBP: 0.354, SLG: 0.451	G1		G3														4 0 0 0 0 1 3								
41 Ryan Doumit, S (1,10) OBP: 0.336, SLG: 0.405	G6-3																3 0 0 0 1 1 2								
85 Lastings Milledge, R (1,9) OBP: 0.347, SLG: 0.363	15 BB 1B		G6-3														4 1 2 1 0 0 2								
15 Andy LaRoche, R (1,5) OBP: 0.299, SLG: 0.321			G5-3														2 1 1 0 1 0 1								
24 Delwyn Young, S (9,PH) OBP: 0.261, SLG: 0.404			BB														1 0 1 0 0 0 0								
35 Jason Jaramillo, S (1,2) OBP: 0.247, SLG: 0.246			F7														4 0 0 0 0 1 5								
5 Ronny Cedeno, R (1,6) OBP: 0.265, SLG: 0.319			P4														3 0 0 0 0 0 3								
24 Pedro Alvarez, L (9,PH) OBP: 0.179, SLG: 0.171																	0 0 0 0 1 0 0								
Inning Stats	R: 0 E: 0 K: 0 S: 7	H: 1 LOB: 1 BB: 0 P: 11	R: 0 E: 0 K: 0 S: 8	H: 1 LOB: 2 BB: 1 P: 16	R: 0 E: 0 K: 0 S: 9	H: 1 LOB: 1 BB: 0 P: 15	R: 0 E: 0 K: 1 S: 9	H: 0 LOB: 1 BB: 1 P: 18	R: 0 E: 0 K: 1 S: 6	H: 0 LOB: 0 BB: 1 P: 11	R: 0 E: 0 K: 1 S: 6	H: 0 LOB: 0 BB: 1 P: 11	R: 2 E: 0 K: 0 S: 10	H: 3 LOB: 1 BB: 0 P: 19	R: 0 E: 0 K: 2 S: 20	H: 0 LOB: 1 BB: 0 P: 26	R: 0 E: 0 K: 0 S: 6	H: 2 LOB: 1 BB: 1 P: 10	1B: 5 2B: 2 HR: 1	SF: 0 SAC: 0 HBP: 0	WP: 0 PB: 0 SB: 0 CS: 0	PA: 37			
PITCHER	IP WLS BF H R ER SO BB IBB HBP BLK WP HR S P ERA WHIP																								
47 Gio González, L (1,1) ERA: 3.74	6.0	B 5	24	4	1	1	2	4	0	0	0	0	0	0	0	0	0	0	0	0	1	47	87	1.50	1.333
31 Brad Ziegler, R (7,1) ERA: 3.19	1.0	B 5	2	1	1	0	0	0	0	0	0	0	0	0	0	0	0	0	0	0	0	8	14	9.00	2.000
56 Craig Breslow, L (8,1) ERA: 2.62	1.0	W 4	0	0	0	2	0	0	0	0	0	0	0	0	0	0	0	0	0	0	20	26	0.00	0.000	
40 Andrew Bailey, R (9,1) ERA: 1.74	1.0	S 4	2	0	0	0	1	0	0	0	0	0	0	0	0	0	0	0	0	6	10	0.00	3.000		

Pittsburgh Pirates @ Oakland Athletics
Oakland Coliseum, Oakland, CA
Sun Jun 27 2010, 1:07 PM - 3:43 PM PDT
Att: 15,238 - Sunny - 74 F

AB 32
R 2
H 8
RBI 2
BB 5
SO 4
LOB 19



Batter	1	2	3	4	5	6	7	8	9	AB	R	H	RBI	BB	SO	LOB	BOTTOM							
4 Coco Crisp, S (1,8) OBP: 0.400, SLG: 0.640	G3-1		K														3 0 0 1 1 2 1							
10 Danic Barton, L (1,3) OBP: 0.385, SLG: 0.409	P2		P5														4 0 0 0 0 1 3							
28 Conor Jackson, R (1,7) OBP: 0.335, SLG: 0.330	BB		F7														3 0 0 0 1 1 3							
8 Kurt Suzuki, R (1,2) OBP: 0.318, SLG: 0.453	FC6-4																4 1 1 1 0 0 4							
Ryan Sweeney, L (1,9) OBP: 0.341, SLG: 0.383	G4-3		F7														4 0 0 0 0 1 0							
5 Kevin Koussmanoff, R (1,5) OBP: 0.317, SLG: 0.414	K		G6-3														3 0 0 0 0 1 0							
32 Jack Cust, L (1,10) OBP: 0.386, SLG: 0.375			1B														2 1 1 0 1 1 0							
14 Mark Ellis, R (1,4) OBP: 0.338, SLG: 0.364	G3																3 0 0 0 0 0 2							
2 Cliff Pennington, S (1,6) OBP: 0.324, SLG: 0.360			10 E BB														2 1 1 0 1 0 0							
Inning Stats	R: 0 E: 0 K: 0 S: 9	H: 0 LOB: 1 BB: 1 P: 16	R: 1 E: 1 K: 1 S: 10	H: 0 LOB: 0 BB: 1 P: 20	R: 0 E: 0 K: 0 S: 9	H: 0 LOB: 0 BB: 0 P: 14	R: 1 E: 1 K: 0 S: 16	H: 1 LOB: 3 BB: 2 P: 30	R: 0 E: 0 K: 1 S: 9	H: 0 LOB: 0 BB: 0 P: 12	R: 0 E: 0 K: 1 S: 7	H: 0 LOB: 0 BB: 0 P: 11	R: 1 E: 0 K: 3 S: 20	H: 1 LOB: 0 BB: 0 P: 27	R: 1 E: 0 K: 0 S: 6	H: 1 LOB: 0 BB: 0 P: 10	1B: 2 2B: 0 3B: 0 HR: 1	SF: 0 SAC: 0 DP: 3 HBP: 0	WP: 0 PB: 0 SB: 0 CS: 0	PA: 32				
PITCHER	IP WLS BF H R ER SO BB IBB HBP BLK WP HR S P ERA WHIP																							
49 Ross Ohlendorf, R (1,1) ERA: 4.9	6.0	L 7	25	2	2	0	3	4	0	0	0	0	0	0	0	0	0	0	0	1	65	105	0.00	1.000
47 Evan Meek, R (7,1) ERA: 1.02	2.0	L 7	1	1	0	4	0	0	0	0	0	0	0	0	0	0	0	0	0	1	27	38	0.00	0.500

Pittsburgh Pirates @ Oakland Athletics
Oakland Coliseum, Oakland, CA
Sun Jun 27 2010, 1:07 PM - 3:43 PM PDT
Att: 15,238 - Sunny - 74 F

AB 28
R 3
H 3
RBI 2
BB 4
SO 7
LOB 13



Batter	1	2	3	4	5	6	7	8	9	AB	R	H	RBI	BB	SO	LOB	TOP										
31 Jose Tabata, R OBP: 0.325, SLG: 0.371	L3		G4-3 BB		F8		K		2B	4	1	1	1	1	1	2											
2 Bobby Crosby, R OBP: 0.326, SLG: 0.338			G4-3		G3-1				G6-3	1	0	0	0	1	0	1											
24 Delwyn Young, S OBP: 0.263, SLG: 0.402									G6-3	3	0	1	0	0	0	3											
22 Andrew McCutchen, R OBP: 0.379, SLG: 0.459									K	5	0	1	1	0	3	5											
46 Garrett Jones, L OBP: 0.352, SLG: 0.446			G3-1		L8				G3-1	3	0	0	0	1	0	1											
85 Lastings Milledge, R OBP: 0.345, SLG: 0.378									G6-3	3	0	0	0	1	1	2											
24 Pedro Alvarez, L OBP: 0.209, SLG: 0.184									K	3	0	1	0	1	1	2											
41 Ryan Doumit, S OBP: 0.335, SLG: 0.403									F6	4	1	1	0	0	1	3											
5 Ronny Cedeno, R OBP: 0.266, SLG: 0.319									FC5-4	3	0	1	0	0	1	3											
28 Paul Maholm, L OBP: 0.065, SLG: 0.033										3	0	1	0	0	2	1											
19 Ryan Church, L OBP: 0.221, SLG: 0.292										0	0	0	0	1	0	0											
29 Octavio Dotel, R OBP: 0.221, SLG: 0.292										0	0	0	0	0	0	0											
Inning Stats	R: 0 E: 0 K: 1 S: 7	H: 0 LOB: 1 BB: 1 P: 14	R: 0 E: 0 K: 0 S: 14	H: 1 LOB: 2 BB: 1 P: 24	R: 1 E: 0 K: 1 S: 13	H: 1 LOB: 1 BB: 1 P: 24	R: 0 E: 0 K: 3 S: 10	H: 0 LOB: 1 BB: 1 P: 18	R: 0 E: 0 K: 1 S: 11	H: 1 LOB: 0 BB: 0 P: 16	R: 0 E: 0 K: 0 S: 7	H: 0 LOB: 0 BB: 0 P: 13	R: 0 E: 0 K: 2 S: 9	H: 1 LOB: 1 BB: 0 P: 16	R: 0 E: 0 K: 1 S: 14	H: 1 LOB: 2 BB: 1 P: 20	R: 1 E: 0 K: 1 S: 14	H: 2 LOB: 2 BB: 1 P: 22	1B: 5 2B: 2 3B: 1 HR: 0	SF: 0 SAC: 1 DP: 1 HBP: 0	WP: 0 PB: 0 SB: 2 CS: 1	PA: 39					
PITCHER	IP	WLS	BF	H	R	ER	SO	BB	IBB	HBP	BLK	WP	HR	S	P	ERA	WHIP										
36 Randy Wells, R ERA: 4.96	6.0		24	3	1	1	6	4	0	0	0	0	0	62	109	1.50	1.167										
43 John Grabow, L ERA: 7.36	0.1		2	1	0	0	0	0	0	0	0	0	0	3	5	0.00	3.000										
51 Brian Schlitler, R ERA: 1.98	0.2		2	0	0	0	2	0	0	0	0	0	0	6	11	0.00	0.000										
48 Andrew Cashner, R ERA: 2.34	1.1	L	8	2	1	1	1	2	0	0	0	0	0	18	29	6.75	3.000										
49 Carlos Marmol, R ERA: 2.34	0.2		3	1	0	0	1	0	0	0	0	0	0	10	13	0.00	1.500										

Pittsburgh Pirates @ Chicago Cubs
Wrigley Field, Chicago, IL
Mon Jun 28 2010, 7:06 PM - 9:52 PM CDT
Att: 38,512 - Cloudy - 76 F

AB 32
R 2
H 7
RBI 2
BB 6
SO 10
LOB 23



Batter	1	2	3	4	5	6	7	8	9	AB	R	H	RBI	BB	SO	LOB	BOTTOM										
2 Ryan Theriot, R OBP: 0.321, SLG: 0.310			F9				G6-4-3			4	0	2	0	0	0	4											
21 Tyler Colvin, L OBP: 0.336, SLG: 0.583										4	0	0	0	0	1	2											
24 Marion Byrd, R OBP: 0.354, SLG: 0.491										4	0	0	0	0	0	2											
49 Carlos Marmol, R OBP: 0.332, SLG: 0.384										0	0	0	0	0	0	0											
25 Derrek Lee, R OBP: 0.332, SLG: 0.384										4	0	1	0	0	1	1											
16 Aramis Ramirez, R OBP: 0.242, SLG: 0.301										3	1	1	0	0	0	1											
12 Alfonso Soriano, R OBP: 0.351, SLG: 0.532										4	0	0	0	0	1	2											
18 Geovany Soto, R OBP: 0.402, SLG: 0.460										4	0	1	0	0	1	1											
13 Starlin Castro, R OBP: 0.322, SLG: 0.354										3	0	1	1	0	0	1											
22 Xavier Nady, R OBP: 0.305, SLG: 0.376										1	0	0	0	0	1	1											
36 Randy Wells, R OBP: 0.321, SLG: 0.310										2	0	0	0	0	0	2											
43 John Grabow, L ERA: 7.36										0	0	0	0	0	0	0											
51 Brian Schlitler, R ERA: 1.98										0	0	0	0	0	0	0											
28 Jeff Baker, R OBP: 0.296, SLG: 0.407										1	0	1	0	0	0	0											
48 Andrew Cashner, R ERA: 2.34										0	0	0	0	0	0	0											
1 Kosuke Fukudome, L OBP: 0.302, SLG: 0.429										0	0	0	0	0	0	0											
Inning Stats	R: 0 E: 0 K: 1 S: 10	H: 1 LOB: 0 BB: 0 P: 13	R: 1 E: 1 K: 0 S: 11	H: 2 LOB: 0 BB: 0 P: 15	R: 0 E: 0 K: 0 S: 9	H: 1 LOB: 1 BB: 0 P: 15	R: 0 E: 0 K: 0 S: 9	H: 0 LOB: 0 BB: 0 P: 12	R: 0 E: 0 K: 0 S: 8	H: 1 LOB: 1 BB: 0 P: 11	R: 0 E: 0 K: 0 S: 8	H: 0 LOB: 0 BB: 0 P: 13	R: 0 E: 0 K: 0 S: 7	H: 2 LOB: 1 BB: 0 P: 11	R: 0 E: 0 K: 1 S: 7	H: 0 LOB: 0 BB: 0 P: 11	R: 0 E: 0 K: 3 S: 13	H: 0 LOB: 1 BB: 0 P: 22	1B: 5 2B: 2 3B: 0 HR: 0	SF: 0 SAC: 0 DP: 1 HBP: 1	WP: 0 PB: 0 SB: 1 CS: 0	PA: 35					
PITCHER	IP	WLS	BF	H	R	ER	SO	BB	IBB	HBP	BLK	WP	HR	S	P	ERA	WHIP										
28 Paul Maholm, L ERA: 3.98	8.0		31	7	1	1	2	0	0	0	0	0	0	70	101	1.12	0.875										
29 Octavio Dotel, R ERA: 4.85	1.0	S	4	0	0	0	3	0	0	1	0	0	0	13	22	0.00	0.000										

Pittsburgh Pirates @ Chicago Cubs
Wrigley Field, Chicago, IL
Mon Jun 28 2010, 7:06 PM - 9:52 PM CDT
Att: 38,512 - Cloudy - 76 F

AB 34
R 1
H 7
RBI 1
BB 0
SO 5
LOB 17



Batter	1	2	3	4	5	6	7	8	9	AB	R	H	RBI	BB	SO	LOB	TOP										
11 Jimmy Rollins, S OBP: 0.371, SLG: 0.457										3	0	0	0	0	0	0	Philadelphia Phillies @ Pittsburgh Pirates PNC Park, Pittsburgh, PA Fri Jul 02 2010, 7:07 PM - 9:28 PM EDT Att: 30,339 - Clear - 77 F										
29 Raul Ibanez, L OBP: 0.322, SLG: 0.389										4	0	1	0	0	1	2											
28 Jayson Werth, R OBP: 0.372, SLG: 0.534										4	0	0	0	0	3	1											
6 Ryan Howard, L OBP: 0.352, SLG: 0.508										3	0	1	0	1	1	0											
10 Ben Francisco, R OBP: 0.299, SLG: 0.316										4	0	0	0	0	0	3											
19 Greg Dobbs, L OBP: 0.230, SLG: 0.238											4	0	0	0	0	1											
21 Wilson Valdez, R OBP: 0.285, SLG: 0.418										3	0	2	0	0	0	0											
4 Dane Sardinha, R OBP: 0.238, SLG: 0.571										3	0	1	0	0	1	2											
50 Jamie Moyer, L OBP: 0.154, SLG: 0.083										1	0	0	0	0	1	0											
8 Shane Victorino, S OBP: 0.323, SLG: 0.442										1	0	0	0	0	0	1											
57 David Herndon, R OBP: 0.257, SLG: 0.308										0	0	0	0	0	0	0											
16 J.C. Romero, S										0	0	0	0	0	0	0											
Inning Stats	R: 0 E: 0 K: 2 S: 8	H: 0 LOB: 0 BB: 0 P: 12	R: 0 E: 0 K: 1 S: 8	H: 0 LOB: 0 BB: 0 P: 11	R: 0 E: 0 K: 1 S: 10	H: 1 LOB: 2 BB: 0 P: 14	R: 0 E: 0 K: 1 S: 13	H: 1 LOB: 1 BB: 0 P: 19	R: 0 E: 0 K: 1 S: 6	H: 1 LOB: 2 BB: 0 P: 9	R: 0 E: 0 K: 1 S: 10	H: 1 LOB: 2 BB: 1 P: 20	R: 0 E: 0 K: 2 S: 9	H: 1 LOB: 1 BB: 0 P: 10	R: 0 E: 0 K: 0 S: 5	H: 0 LOB: 0 BB: 0 P: 7	R: 0 E: 0 K: 0 S: 8	H: 0 LOB: 0 BB: 0 P: 13	1B: 4 2B: 1 3B: 0 HR: 0	SF: 0 SAC: 1 DP: 1 HBP: 1	WP: 1 PB: 0 SB: 1 CS: 0	PA: 33					
PITCHER	IP	WLS	BF	H	R	ER	SO	BB	IBB	HBP	BLK	WP	HR	S	P	ERA	WHIP										
49 Ross Ohlendorf, R ERA: 4.39	7.0	W	27	5	0	0	8	0	1	1	0	1	0	64	95	0.00	0.714										
Joel Hanrahan, R ERA: 4.01	1.0	H	3	0	0	0	0	0	0	0	0	0	0	5	7	0.00	0.000										
29 Octavio Dotel, R ERA: 4.41	1.0	S	3	0	0	0	0	0	0	0	0	0	0	8	13	0.00	0.000										

Batter	1	2	3	4	5	6	7	8	9	AB	R	H	RBI	BB	SO	LOB	BOTTOM										
31 Jose Tabata, R OBP: 0.309, SLG: 0.329										4	0	0	0	0	3	0	Philadelphia Phillies @ Pittsburgh Pirates PNC Park, Pittsburgh, PA Fri Jul 02 2010, 7:07 PM - 9:28 PM EDT Att: 30,339 - Clear - 77 F										
24 Pedro Alvarez, L OBP: 0.220, SLG: 0.222										4	0	1	0	0	1	0											
22 Andrew McCutchen, R OBP: 0.379, SLG: 0.453										3	1	2	0	1	0	0											
46 Garrett Jones, L OBP: 0.347, SLG: 0.437										4	0	0	0	0	2	4											
85 Lastings Milledge, R OBP: 0.341, SLG: 0.368										3	0	0	0	0	1	3											
41 Ryan Doumit, S OBP: 0.341, SLG: 0.418										3	1	1	0	0	2	0											
2 Bobby Crosby, R OBP: 0.327, SLG: 0.333										2	0	0	0	1	1	0											
15 Andy LaRoche, R OBP: 0.296, SLG: 0.313										3	0	1	1	0	0	0											
Joel Hanrahan, R ERA: 3.58										0	0	0	0	0	0	0											
29 Octavio Dotel, R										2	0	0	0	0	0	2											
49 Ross Ohlendorf, R OBP: 0.176, SLG: 0.067										1	0	0	0	0	0	0											
5 Ronny Cedeno, R OBP: 0.257, SLG: 0.308										0	0	0	0	0	0	0											
16 J.C. Romero, L ERA: 2.16										0	0	0	0	0	0	0											
Inning Stats	R: 0 E: 0 K: 0 S: 10	H: 2 LOB: 2 BB: 0 P: 14	R: 0 E: 0 K: 1 S: 6	H: 0 LOB: 0 BB: 0 P: 13	R: 0 E: 0 K: 1 S: 10	H: 0 LOB: 0 BB: 0 P: 16	R: 2 E: 1 K: 2 S: 16	H: 3 LOB: 2 BB: 1 P: 25	R: 0 E: 0 K: 2 S: 7	H: 0 LOB: 1 BB: 1 P: 13	R: 0 E: 0 K: 2 S: 8	H: 0 LOB: 0 BB: 0 P: 14	R: 0 E: 0 K: 1 S: 9	H: 0 LOB: 0 BB: 0 P: 11	R: 0 E: 0 K: 1 S: 8	H: 0 LOB: 0 BB: 0 P: 16	1B: 5 2B: 0 3B: 0 HR: 0	SF: 0 SAC: 0 DP: 0 HBP: 0	WP: 0 PB: 0 SB: 1 CS: 0	PA: 31							
PITCHER	IP	WLS	BF	H	R	ER	SO	BB	IBB	HBP	BLK	WP	HR	S	P	ERA	WHIP										
50 Jamie Moyer, L ERA: 4.13	6.0	L	25	5	2	1	8	2	0	0	0	0	0	57	95	1.50	1.167										
57 David Herndon, R ERA: 3.58	1.0		3	0	0	0	1	0	0	0	0	0	0	9	11	0.00	0.000										
16 J.C. Romero, L ERA: 2.16	1.0		3	0	0	0	1	0	0	0	0	0	0	8	16	0.00	0.000										




Batter	1	2	3	4	5	6	7	8	9	AB	R	H	RBI	BB	SO	LOB	TOP						
11 Jimmy Rollins, S OBP: 0.392, SLG: 0.518 7 Juan Castro, R OBP: 0.238, SLG: 0.252										4	3	3	3	1	0	2	Philadelphia Phillies @ Pittsburgh Pirates PNC Park, Pittsburgh, PA Sat Jul 03 2010, 9:55 PM - 9:55 PM EDT Att: 38,052 - Clear - 85 F						
8 Shane Victorino, S OBP: 0.327, SLG: 0.451										5	3	3	1	0	0	1							
28 Jayson Werth, R OBP: 0.369, SLG: 0.532										5	1	1	1	0	2	3							
6 Ryan Howard, L OBP: 0.353, SLG: 0.506										5	0	2	3	0	2	1							
10 Ben Francisco, R OBP: 0.293, SLG: 0.345										5	2	1	2	0	0	3							
21 Wilson Valdez, R OBP: 0.289, SLG: 0.414										4	1	1	0	1	0	1							
12 Cody Ransom, R OBP: 0.400, SLG: 0.400										5	1	2	1	0	0	1							
4 Dane Sardinha, R OBP: 0.231, SLG: 0.538										5	0	1	1	0	0	2							
38 Kyle Kendrick, R OBP: 0.074, SLG: 0.111										4	1	1	0	0	0	4							
Inning Stats	R: 2 E: 0 K: 1 S: 11	H: 3 LOB: 0 BB: 0 P: 13	R: 0 E: 0 K: 0 S: 11	H: 0 LOB: 1 BB: 1 P: 19	R: 5 E: 1 K: 0 S: 26	H: 5 LOB: 2 BB: 1 P: 37	R: 1 E: 0 K: 0 S: 10	H: 2 LOB: 1 BB: 0 P: 14	R: 2 E: 0 K: 1 S: 13	H: 2 LOB: 0 BB: 0 P: 12	R: 1 E: 0 K: 1 S: 13	H: 1 LOB: 0 BB: 0 P: 17	R: 1 E: 0 K: 0 S: 14	H: 2 LOB: 1 BB: 0 P: 17	R: 0 E: 0 K: 2 S: 7	H: 0 LOB: 0 BB: 0 P: 12		R: 0 E: 0 K: 0 S: 6	H: 0 LOB: 0 BB: 0 P: 7	1B: 8 2B: 4 3B: 1 HR: 2	SF: 0 SAC: 0 DP: 1 HBP: 0	WP: 0 PB: 0 SB: 0 CS: 0	PA: 44
PITCHER	IP WLS BF H R ER SO BB IBB HBP BLK WP HR S P ERA WHIP																						
28 Paul Maholm, L ERA: 4.9	(1, 1)	3.0	L	21	10	8	7	1	2	0	0	0	0	0	0	52	74	21.00	4.000				
65 Justin Thomas, L ERA: 10.8	(4, 1)	3.0		12	3	3	3	1	0	0	0	0	0	0	2	27	38	9.00	1.000				
53 Brendan Donnelly, R ERA: 5.84	(7, 1)	1.0		5	2	1	1	0	0	0	0	0	0	0	0	14	17	9.00	2.000				
77 D.J. Carrasco, R ERA: 3.89	(8, 1)	1.0		3	0	0	0	2	0	0	0	0	0	0	7	12	0.00	0.000					
48 Javier López, L ERA: 2.97	(9, 1)	1.0		3	0	0	0	0	0	0	0	0	0	0	6	7	0.00	0.000					

Batter	1	2	3	4	5	6	7	8	9	AB	R	H	RBI	BB	SO	LOB	BOTTOM						
31 Jose Tabata, R OBP: 0.303, SLG: 0.322										5	0	1	0	0	0	3	Philadelphia Phillies @ Pittsburgh Pirates PNC Park, Pittsburgh, PA Sat Jul 03 2010, 9:55 PM - 9:55 PM EDT Att: 38,052 - Clear - 85 F						
18 Neil Walker, S OBP: 0.323, SLG: 0.457 48 Javier López, L										4	0	1	0	0	2	1							
22 Andrew McCutchen, R OBP: 0.379, SLG: 0.490 77 D.J. Carrasco, R										2	0	0	0	0	1	2							
5 Ronny Cedeno, R OBP: 0.281, SLG: 0.316										4	0	1	0	0	1	2							
46 Garrett Jones, L OBP: 0.346, SLG: 0.434										4	2	2	1	0	0	1							
24 Pedro Alvarez, L OBP: 0.238, SLG: 0.293										4	0	0	0	0	0	2							
41 Ryan Doumit, S OBP: 0.336, SLG: 0.411										3	1	3	1	1	0	0							
19 Ryan Church, L OBP: 0.240, SLG: 0.326										4	0	0	0	0	0	4							
2 Bobby Crosby, R OBP: 0.318, SLG: 0.324										1	0	0	0	0	0	0							
28 Paul Maholm, L OBP: 0.063, SLG: 0.032 65 Justin Thomas, L 53 Brendan Donnelly, R 24 Delwyn Young, S OBP: 0.265, SLG: 0.400										1	0	0	0	0	0	0							
Inning Stats	R: 0 E: 0 K: 1 S: 12	H: 0 LOB: 0 BB: 0 P: 17	R: 1 E: 0 K: 1 S: 10	H: 2 LOB: 1 BB: 0 P: 14	R: 0 E: 0 K: 0 S: 7	H: 2 LOB: 1 BB: 0 P: 10	R: 0 E: 0 K: 0 S: 9	H: 1 LOB: 0 BB: 0 P: 13	R: 1 E: 0 K: 1 S: 8	H: 1 LOB: 0 BB: 0 P: 12	R: 0 E: 0 K: 1 S: 5	H: 0 LOB: 0 BB: 1 P: 10	R: 0 E: 0 K: 0 S: 6	H: 0 LOB: 1 BB: 1 P: 14	R: 1 E: 1 K: 0 S: 10	H: 1 LOB: 2 BB: 0 P: 13	R: 1 E: 0 K: 0 S: 10	H: 3 LOB: 2 BB: 0 P: 12	1B: 7 2B: 1 3B: 0 HR: 2	SF: 0 SAC: 0 DP: 3 HBP: 0	WP: 0 PB: 0 SB: 0 CS: 0	PA: 37	
PITCHER	IP WLS BF H R ER SO BB IBB HBP BLK WP HR S P ERA WHIP																						
38 Kyle Kendrick, R ERA: 4.7	(1, 1)	9.0	W	37	10	4	3	4	2	0	0	0	0	0	0	77	115	3.00	1.333				

AB 42
R 12
H 15
RBI 12
BB 2
SO 4
LOB 18



AB 35
R 4
H 10
RBI 4
SO 4
LOB 15



Batter	1	2	3	4	5	6	7	8	9	AB	R	H	RBI	BB	SO	LOB	TOP										
11 Jimmy Rollins, S OBP: 0.377, SLG: 0.494	G3		F9	F8			E4			4	0	0	0	0	0	1	Philadelphia Phillies @ Pittsburgh Pirates PNC Park, Pittsburgh, PA Sun Jul 04 2010, 1:38 PM - 4:21 PM EDT Att: 28,698 - Sunny - 86 F										
8 Shane Victorino, S OBP: 0.326, SLG: 0.452	G3-1		29 1B 6 SF9 2B		P3		G3-6-4			4	1	1	0	0	0	1											
29 Raul Ibanez, L OBP: 0.325, SLG: 0.391				19 2B 10 1B 2-3 3-H	P4			K		4	1	2	1	0	1	0											
6 Ryan Howard, L OBP: 0.349, SLG: 0.502	G4-3		SF9					F7		3	0	0	1	0	1	1											
10 Ben Francisco, R OBP: 0.302, SLG: 0.364		19 G3-1 21 G6-3 2B	19 2B 1-2		F9			P4		4	1	2	0	0	0	0											
19 Greg Dobbs, L OBP: 0.231, SLG: 0.250	G3-1									4	0	1	1	0	1	1											
21 Wilson Valdez, R OBP: 0.283, SLG: 0.405										3	0	0	1	0	0	2											
3 Ross Gload, L OBP: 0.254, SLG: 0.424	G6-3		P6		G1-3					1	0	0	0	0	0	0											
4 Dane Sardinha, R OBP: 0.267, SLG: 0.633										4	1	2	1	0	1	0											
56 Joe Blanton, R OBP: 0.259, SLG: 0.200										3	1	1	0	0	0	1											
52 Jose Contreras, R ERA: 0.96										0	0	0	0	0	0	0											
59 Mike Zagurski, L ERA: 3.89										0	0	0	0	0	0	0											
55 Danys Baez, R ERA: 4.28										0	0	0	0	0	0	0											
Inning Stats	R: 0 E: 0 K: 0 S: 8	H: 1 LOB: 1 BB: 0 P: 15	R: 1 E: 0 K: 0 S: 8	H: 1 LOB: 0 BB: 0 P: 9	R: 3 E: 0 K: 0 S: 14	H: 5 LOB: 2 BB: 0 P: 25	R: 0 E: 0 K: 1 S: 7	H: 1 LOB: 0 BB: 0 P: 11	R: 0 E: 0 K: 1 S: 6	H: 0 LOB: 0 BB: 0 P: 9	R: 0 E: 0 K: 1 S: 8	H: 0 LOB: 0 BB: 0 P: 12	R: 1 E: 1 K: 0 S: 12	H: 1 LOB: 0 BB: 0 P: 19	R: 0 E: 0 K: 1 S: 6	H: 0 LOB: 0 BB: 0 P: 9	R: 0 E: 0 K: 1 S: 11	H: 0 LOB: 0 BB: 0 P: 16	1B: 5 2B: 3 3B: 0 HR: 1	SF: 1 SAC: 0 DP: 2 HBP: 0	WP: 0 PB: 0 SB: 0 CS: 0	PA: 35					
PITCHER	IP	WLS	BF	H	R	ER	SO	BB	IBB	HBP	BLK	WP	HR	S	P	ERA	WHIP										
27 Jeff Karstens, R ERA: 4.71	6.0		26	9	5	5	2	0	0	0	0	0	1	53	86	7.50	1.500										
47 Evan Meek, R ERA: 0.96	1.0	W	3	0	0	0	0	0	0	0	0	0	0	10	14	0.00	0.000										
Joel Hanrahan, R ERA: 3.89	1.0	H	3	0	0	0	1	0	0	0	0	0	0	6	9	0.00	0.000										
29 Octavio Dotel, R ERA: 4.28	1.0	S	3	0	0	0	1	0	0	0	0	0	0	11	16	0.00	0.000										

Batter	1	2	3	4	5	6	7	8	9	AB	R	H	RBI	BB	SO	LOB	BOTTOM										
31 Jose Tabata, R OBP: 0.311, SLG: 0.340	18 1B 46 G4-3 2B		G6-3		G4-3					4	2	2	1	0	0	0	Philadelphia Phillies @ Pittsburgh Pirates PNC Park, Pittsburgh, PA Sun Jul 04 2010, 1:38 PM - 4:21 PM EDT Att: 28,698 - Sunny - 86 F										
18 Neil Walker, S OBP: 0.328, SLG: 0.454	46 G4-3 24 1B 2-3									3	2	1	0	1	2	0											
22 Andrew McCutchen, R OBP: 0.374, SLG: 0.444	P6									4	0	0	0	0	1	4											
46 Garrett Jones, L OBP: 0.345, SLG: 0.432	G4-3									4	0	1	3	0	0	1											
24 Pedro Alvarez, L OBP: 0.254, SLG: 0.355										4	1	2	2	0	1	1											
41 Ryan Doumit, S OBP: 0.335, SLG: 0.408										4	1	1	0	0	3	2											
19 Ryan Church, L OBP: 0.240, SLG: 0.331										4	1	1	0	0	1	1											
5 Ronny Cedeno, R OBP: 0.260, SLG: 0.311										3	0	0	0	1	1	2											
27 Jeff Karstens, R ERA: 6.27										2	0	0	0	0	1	0											
47 Evan Meek, R ERA: 3.24										0	0	0	0	0	0	0											
24 Delwyn Young, S ERA: 2.08										1	1	1	2	0	0	0											
85 Lastings Milledge, R ERA: 4.7										0	0	0	0	0	0	0											
29 Octavio Dotel, R ERA: 4.28										0	0	0	0	0	0	0											
Inning Stats	R: 2 E: 0 K: 1 S: 14	H: 3 LOB: 1 BB: 0 P: 23	R: 0 E: 0 K: 1 S: 5	H: 0 LOB: 0 BB: 0 P: 8	R: 0 E: 0 K: 2 S: 10	H: 0 LOB: 0 BB: 0 P: 15	R: 0 E: 1 K: 1 S: 11	H: 0 LOB: 1 BB: 0 P: 17	R: 0 E: 0 K: 0 S: 6	H: 0 LOB: 0 BB: 0 P: 10	R: 0 E: 0 K: 1 S: 8	H: 0 LOB: 0 BB: 0 P: 11	R: 6 E: 0 K: 2 S: 22	H: 6 LOB: 1 BB: 1 P: 35	R: 0 E: 0 K: 2 S: 10	H: 0 LOB: 1 BB: 1 P: 18	1B: 5 2B: 3 3B: 0 HR: 1	SF: 0 SAC: 0 DP: 0 HBP: 0	WP: 0 PB: 0 SB: 1 CS: 0	PA: 36							
PITCHER	IP	WLS	BF	H	R	ER	SO	BB	IBB	HBP	BLK	WP	HR	S	P	ERA	WHIP										
56 Joe Blanton, R ERA: 6.27	6.1	L	4	2	1	1	0	1	0	0	0	0	0	9	19	27.00	9.000										
52 Jose Contreras, R ERA: 3.24	1.0		4	1	2	2	3	0	0	0	0	0	0	13	16	18.00	1.000										
59 Mike Zagurski, L ERA: 2.08	0.1		2	0	0	0	0	1	0	0	0	0	0	2	7	0.00	3.000										

AB	34
R	5
H	9
RBI	5
BB	0
SO	4
LOB	7



AB	34
R	8
H	9
RBI	8
BB	2
SO	10
LOB	12



Batter	1	2	3	4	5	6	7	8	9	AB	R	H	RBI	BB	SO	LOB	TOP				
22 Andrew McCutchen, R OBP: 0.373, SLG: 0.439										5	0	1	0	0	0	2	Pittsburgh Pirates @ Houston Astros Minute Maid Park, Houston, TX Wed Jul 07 2010, 7:08 PM - 10:15 PM CDT Att: 23,123 - Roof Closed - 73 F				
31 Jose Tabata, R OBP: 0.304, SLG: 0.324										4	0	1	0	1	0	1					
18 Neil Walker, S OBP: 0.328, SLG: 0.457										5	0	1	0	0	1	3					
46 Garrett Jones, L OBP: 0.348, SLG: 0.435										5	1	3	0	0	1	1					
24 Pedro Alvarez, L OBP: 0.263, SLG: 0.333										3	1	0	0	2	1	3					
41 Ryan Doumit, S OBP: 0.343, SLG: 0.417										3	1	3	1	1	0	0					
19 Ryan Church, L OBP: 0.239, SLG: 0.333										4	0	1	2	0	2	5					
5 Ronny Cedeno, R OBP: 0.260, SLG: 0.315										4	0	1	0	0	0	2					
34 Daniel McCutchen, R 15 Andy LaRoche, R 77 D.J. Carrasco, R 47 Evan Meek, R 24 Delwyn Young, S Joel Hanrahan, R										2	0	0	0	0	2	2					
Inning Stats	R: 0 E: 0 K: 1 S: 8	H: 0 LOB: 0 BB: 0 P: 12	R: 0 E: 0 K: 1 S: 13	H: 2 LOB: 1 BB: 0 P: 21	R: 0 E: 0 K: 1 S: 12	H: 1 LOB: 2 BB: 1 P: 19	R: 3 E: 0 K: 1 S: 14	H: 3 LOB: 1 BB: 1 P: 22	R: 0 E: 0 K: 0 S: 11	H: 1 LOB: 1 BB: 0 P: 15	R: 0 E: 0 K: 0 S: 10	H: 0 LOB: 0 BB: 0 P: 14	R: 0 E: 0 K: 0 S: 9	H: 1 LOB: 1 BB: 0 P: 14	R: 0 E: 0 K: 1 S: 11	H: 2 LOB: 2 BB: 0 P: 15		1B: 6 2B: 5 3B: 0 HR: 0	SF: 0 SAC: 0 DP: 1 HBP: 0	WP: 0 PB: 0 SB: 1 CS: 0	PA: 41
PITCHER	IP WLS BF H R ER SO BB IBB HBP BLK WP HR S P ERA WHIP	IP WLS BF H R ER SO BB IBB HBP BLK WP HR S P ERA WHIP	IP WLS BF H R ER SO BB IBB HBP BLK WP HR S P ERA WHIP	IP WLS BF H R ER SO BB IBB HBP BLK WP HR S P ERA WHIP	IP WLS BF H R ER SO BB IBB HBP BLK WP HR S P ERA WHIP	IP WLS BF H R ER SO BB IBB HBP BLK WP HR S P ERA WHIP	IP WLS BF H R ER SO BB IBB HBP BLK WP HR S P ERA WHIP	IP WLS BF H R ER SO BB IBB HBP BLK WP HR S P ERA WHIP	IP WLS BF H R ER SO BB IBB HBP BLK WP HR S P ERA WHIP	IP WLS BF H R ER SO BB IBB HBP BLK WP HR S P ERA WHIP	IP WLS BF H R ER SO BB IBB HBP BLK WP HR S P ERA WHIP	IP WLS BF H R ER SO BB IBB HBP BLK WP HR S P ERA WHIP	IP WLS BF H R ER SO BB IBB HBP BLK WP HR S P ERA WHIP	IP WLS BF H R ER SO BB IBB HBP BLK WP HR S P ERA WHIP	IP WLS BF H R ER SO BB IBB HBP BLK WP HR S P ERA WHIP	IP WLS BF H R ER SO BB IBB HBP BLK WP HR S P ERA WHIP	IP WLS BF H R ER SO BB IBB HBP BLK WP HR S P ERA WHIP	IP WLS BF H R ER SO BB IBB HBP BLK WP HR S P ERA WHIP	IP WLS BF H R ER SO BB IBB HBP BLK WP HR S P ERA WHIP	IP WLS BF H R ER SO BB IBB HBP BLK WP HR S P ERA WHIP	IP WLS BF H R ER SO BB IBB HBP BLK WP HR S P ERA WHIP

AB	37
R	3
H	11
RBI	3
BB	4
SO	7
LOB	20



Batter	1	2	3	4	5	6	7	8	9	AB	R	H	RBI	BB	SO	LOB	BOTTOM				
21 Michael Bourn, L OBP: 0.338, SLG: 0.341										4	1	1	0	1	1	0	Pittsburgh Pirates @ Houston Astros Minute Maid Park, Houston, TX Wed Jul 07 2010, 7:08 PM - 10:15 PM CDT Att: 23,123 - Roof Closed - 73 F				
8 Jeff Keppinger, R OBP: 0.337, SLG: 0.377										5	1	1	1	0	1	3					
17 Lance Berkman, S OBP: 0.360, SLG: 0.437										2	2	1	1	2	0	0					
45 Carlos Lee, R OBP: 0.284, SLG: 0.399										3	1	1	2	1	0	2					
37 Brandon Lyon, R ERA: 4.64										0	0	0	0	0	0	0					
22 Matt Lindstrom, R ERA: 3.52										0	0	0	0	0	0	0					
9 Hunter Pence, R OBP: 0.308, SLG: 0.427										2	1	1	1	2	0	1					
23 Chris Johnson, R OBP: 0.333, SLG: 0.429										4	0	0	0	0	1	3					
55 Humberto Quintero, R OBP: 0.270, SLG: 0.335										4	0	1	0	0	2	0					
36 Angel Sanchez, R OBP: 0.167, SLG: 0.118										3	0	1	0	1	0	1					
38 Brian Moehler, R 73 Gustavo Chacin, L 77 D.J. Carrasco, R 41 Casey Daigle, R 11 Jason Bourgeois, R 48 Tim Byrdak, L 4 Jason Michaels, R										1	0	0	0	0	1	1					
Inning Stats	R: 1 E: 0 K: 0 S: 9	H: 1 LOB: 1 BB: 1 P: 17	R: 0 E: 0 K: 2 S: 10	H: 1 LOB: 0 BB: 0 P: 13	R: 2 E: 0 K: 0 S: 13	H: 1 LOB: 1 BB: 2 P: 24	R: 0 E: 0 K: 0 S: 10	H: 0 LOB: 0 BB: 0 P: 15	R: 1 E: 0 K: 1 S: 9	H: 1 LOB: 0 BB: 0 P: 15	R: 1 E: 0 K: 2 S: 11	H: 1 LOB: 2 BB: 2 P: 23	R: 0 E: 0 K: 1 S: 10	H: 1 LOB: 2 BB: 1 P: 18	R: 0 E: 0 K: 1 S: 10	H: 1 LOB: 1 BB: 1 P: 18	1B: 3 2B: 0 3B: 0 HR: 4	SF: 0 SAC: 0 DP: 0 HBP: 0	WP: 0 PB: 1 SB: 1 CS: 0	PA: 38	
PITCHER	IP WLS BF H R ER SO BB IBB HBP BLK WP HR S P ERA WHIP	IP WLS BF H R ER SO BB IBB HBP BLK WP HR S P ERA WHIP	IP WLS BF H R ER SO BB IBB HBP BLK WP HR S P ERA WHIP	IP WLS BF H R ER SO BB IBB HBP BLK WP HR S P ERA WHIP	IP WLS BF H R ER SO BB IBB HBP BLK WP HR S P ERA WHIP	IP WLS BF H R ER SO BB IBB HBP BLK WP HR S P ERA WHIP	IP WLS BF H R ER SO BB IBB HBP BLK WP HR S P ERA WHIP	IP WLS BF H R ER SO BB IBB HBP BLK WP HR S P ERA WHIP	IP WLS BF H R ER SO BB IBB HBP BLK WP HR S P ERA WHIP	IP WLS BF H R ER SO BB IBB HBP BLK WP HR S P ERA WHIP	IP WLS BF H R ER SO BB IBB HBP BLK WP HR S P ERA WHIP	IP WLS BF H R ER SO BB IBB HBP BLK WP HR S P ERA WHIP	IP WLS BF H R ER SO BB IBB HBP BLK WP HR S P ERA WHIP	IP WLS BF H R ER SO BB IBB HBP BLK WP HR S P ERA WHIP	IP WLS BF H R ER SO BB IBB HBP BLK WP HR S P ERA WHIP	IP WLS BF H R ER SO BB IBB HBP BLK WP HR S P ERA WHIP	IP WLS BF H R ER SO BB IBB HBP BLK WP HR S P ERA WHIP	IP WLS BF H R ER SO BB IBB HBP BLK WP HR S P ERA WHIP	IP WLS BF H R ER SO BB IBB HBP BLK WP HR S P ERA WHIP	IP WLS BF H R ER SO BB IBB HBP BLK WP HR S P ERA WHIP	IP WLS BF H R ER SO BB IBB HBP BLK WP HR S P ERA WHIP



Batter	1	2	3	4	5	6	7	8	9	10	AB	R	H	RBI	BB	SO	LOB	TOP						
22 Andrew McCutchen, R OBP: 0.372, SLG: 0.443	G4-3		1B		HR		G4-3		P3		5	1	2	2	0	0	0							
31 Jose Tabata, R OBP: 0.306, SLG: 0.318	46 CS		1B		24 2B		K		G5-3		4	1	2	0	1	1	0							
18 Neil Walker, S OBP: 0.329, SLG: 0.444	F9		BB		P4		K			24 WP 46 G1-3	4	0	1	0	1	1	2							
46 Garrett Jones, L OBP: 0.342, SLG: 0.429	CS		F3		P6				G1-3		5	0	1	0	0	1	5							
24 Pedro Alvarez, L OBP: 0.329, SLG: 0.329	85 FC6-4		G4-3		2B		P5		K		4	0	1	1	1	1	5							
41 Ryan Doumit, S OBP: 0.337, SLG: 0.409	L6				F7		G5-3		K		5	0	0	0	0	1	4							
85 Lastings Milledge, R OBP: 0.341, SLG: 0.377 Joel Hanrahan, R (8, 1)	FC6-4				HR		K				4	1	2	1	0	1	1							
29 Octavio Dotel, R (9, 1)											0	0	0	0	0	0	0							
47 Evan Meek, R (10, 1)											0	0	0	0	0	0	0							
5 Ronny Cedeno, R OBP: 0.260, SLG: 0.318			28 S 22 1B		L5		G1-3		K		4	1	1	0	0	1	2							
28 Paul Maholm, L OBP: 0.057, SLG: 0.029					G4-3		F8		G4-3		3	0	0	0	0	1	1							
19 Ryan Church, L OBP: 0.239, SLG: 0.327											1	0	0	0	0	0	0							
Inning Stats	R: 0 E: 0 K: 0 S: 9	H: 0 LOB: 0 BB: 1 P: 17	R: 0 E: 0 K: 1 S: 6	H: 0 LOB: 1 BB: 1 P: 14	R: 1 E: 0 K: 1 S: 16	H: 3 LOB: 3 BB: 1 P: 21	R: 1 E: 0 K: 0 S: 7	H: 1 LOB: 0 BB: 0 P: 12	R: 2 E: 0 K: 1 S: 9	H: 3 LOB: 1 BB: 0 P: 14	R: 0 E: 0 K: 2 S: 7	H: 0 LOB: 0 BB: 0 P: 9	R: 0 E: 0 K: 1 S: 10	H: 2 LOB: 2 BB: 0 P: 14	R: 0 E: 0 K: 0 S: 6	H: 0 LOB: 0 BB: 0 P: 10	R: 0 E: 0 K: 2 S: 11	H: 1 LOB: 1 BB: 0 P: 14	1B: 5 2B: 3 3B: 0 HR: 2	SF: 0 SAC: 0 DP: 0 HBP: 0	WP: 1 PB: 0 SB: 1 CS: 1	PA: 43		
PITCHER	IP	WLS	BF	H	R	ER	SO	BB	IBB	HBP	BLK	WP	HR	S	P	ERA	WHIP							
25 Doug Davis, L ERA: 7.51	5.0		24	7	4	4	2	3	0	0	0	0	0	47	78	7.20	2.000							
60 Todd Coffey, R ERA: 4.54	2.0		6	0	0	0	3	0	0	0	0	0	0	14	19	0.00	0.000							
39 Chris Capuano, L ERA: 4.35	0.2		3	1	0	0	0	0	0	0	0	0	0	6	10	0.00	1.500							
50 Kameron Loe, R ERA: 1.64	1.1		5	1	0	0	1	0	0	0	0	0	0	10	14	0.00	0.750							
59 John Axford, R ERA: 2.63	1.0	W	4	1	0	0	2	0	0	0	0	1	0	11	14	0.00	1.000							

Pittsburgh Pirates @ Milwaukee Brewers
Miller Park, Milwaukee, WI
Fri Jul 09 2010, 7:12 PM - 10:10 PM CDT
Att: 27,767 - Clear - 78 F

livebaseballscorecards.com

AB 39
R 4
H 10
RBI 4
BB 3
SO 8
LOB 20

P

Batter	1	2	3	4	5	6	7	8	9	10	AB	R	H	RBI	BB	SO	LOB	BOTTOM					
23 Rickie Weeks Jr., R OBP: 0.369, SLG: 0.452	1 HR		G5-3					F9		FC6-4	3	2	0	0	1	0	1						
1 Corey Hart, R OBP: 0.351, SLG: 0.568	1 HR		FC6-4		G1-3		K		K		4	1	1	2	0	2	2						
28 Prince Fielder, L OBP: 0.396, SLG: 0.488	G3-1		K				14 F9 8 1B			8 1B	3	1	1	1	2	1	1						
8 Ryan Braun, R OBP: 0.340, SLG: 0.456	K2-3		FC6-4				27 G4-6-3		P3		5	0	2	1	0	1	1						
14 Casey McGehee, R OBP: 0.341, SLG: 0.459	G3-1				G5-3		F9		G5-3		4	0	0	0	0	2							
27 Carlos Gómez, R OBP: 0.278, SLG: 0.389			16 G4-6-3		K		G4-6-3			16 E 16 S	3	1	1	0	0	1	2						
16 George Kottaras, L OBP: 0.329, SLG: 0.425	G4-6-3				G5-3				F7		4	0	1	1	0	0	1						
21 Alcides Escobar, R OBP: 0.298, SLG: 0.323							F7		G1-3		4	0	1	0	0	1	1						
25 Deep Davis, R 2 Joe Judge, L 30 Craig Counsell, L 39 Chris Capuano, L 50 Kameron Loe, R 59 John Axford, R 16 Jim Edwards, L 31 David Wright, R			G5-3						G6-3		1	0	0	0	0	0	0						
Inning Stats	R: 2 E: 0 K: 1 S: 12	H: 1 LOB: 0 BB: 1 P: 23	R: 0 E: 0 K: 0 S: 8	H: 1 LOB: 1 BB: 0 P: 13	R: 0 E: 0 K: 1 S: 9	H: 0 LOB: 1 BB: 0 P: 15	R: 0 E: 0 K: 1 S: 8	H: 0 LOB: 0 BB: 0 P: 11	R: 0 E: 0 K: 1 S: 8	H: 1 LOB: 1 BB: 0 P: 14	R: 0 E: 0 K: 0 S: 6	H: 0 LOB: 0 BB: 0 P: 12	R: 1 E: 0 K: 1 S: 10	H: 1 LOB: 0 BB: 0 P: 16	R: 1 E: 0 K: 1 S: 10	H: 2 LOB: 1 BB: 0 P: 16	R: 1 E: 0 K: 1 S: 9	H: 2 LOB: 2 BB: 1 P: 17	1B: 5 2B: 0 3B: 1 HR: 2	SF: 0 SAC: 0 DP: 2 HBP: 3	WP: 0 PB: 0 SB: 2 CS: 0	PA: 40	
PITCHER	IP	WLS	BF	H	R	ER	SO	BB	IBB	HBP	BLK	WP	HR	S	P	ERA	WHIP						
28 Paul Maholm, L ERA: 4.37	7.0		27	3	2	4	4	2	0	0	0	0	1	59	100	2.57	0.714						
Joel Hanrahan, R ERA: 3.93	1.0	H	4	1	1	1	0	0	0	0	0	0	0	1	10	9.00	1.000						
29 Octavio Dotel, R ERA: 4.41	1.0	B	4	2	1	1	1	0	0	0	0	0	0	10	16	9.00	2.000						
47 Evan Meek, R ERA: 1.11	0.2	L	5	2	1	1	1	0	1	0	0	0	0	9	17	13.50	3.000						

Pittsburgh Pirates @ Milwaukee Brewers
Miller Park, Milwaukee, WI
Fri Jul 09 2010, 7:12 PM - 10:10 PM CDT
Att: 27,767 - Clear - 78 F

livebaseballscorecards.com

AB 34
R 5
H 8
RBI 5
BB 3
SO 7
LOB 12

Pirates

Batter	1	2	3	4	5	6	7	8	9	AB	R	H	RBI	BB	SO	LOB	TOP								
22 Andrew McCutchen, R (1.8) OBP: 0.369, SLG: 0.439	G1-3		G6-3		F8		SF8			3	0	0	1	0	0	0	Pittsburgh Pirates @ Milwaukee Brewers Miller Park, Milwaukee, WI Sat Jul 10 2010, 6:11 PM - 8:59 PM CDT Att: 38,588 - Roof Closed - 83 F								
31 Jose Tabata, R (1.7) OBP: 0.312, SLG: 0.333	1B		L8		2B		G5-3			4	0	2	0	0	0	0									
18 Neil Walker, S (1.4) OBP: 0.327, SLG: 0.435	HBP		K2-3		F9		G1-3			3	0	0	0	0	1	1									
46 Garrett Jones, L (1.3) OBP: 0.341, SLG: 0.437	G3				L8		F7			4	1	1	1	0	0	2									
24 Pedro Alvarez, L (1.5) OBP: 0.273, SLG: 0.350	K				2B		P4			4	0	2	0	0	1	2									
41 Ryan Doumit, S (1.2) OBP: 0.336, SLG: 0.418	G4-3		K		K		G4-6-3			4	1	1	1	0	1	2									
19 Ryan Church, L (1.9) OBP: 0.240, SLG: 0.321	K				BB		F7			3	0	0	0	1	2	0									
2 Bobby Crosby, R (1.6) OBP: 0.311, SLG: 0.311					P4		1B			3	1	1	0	1	0	2									
27 Jeff Karstens, R (1.1) 43 Sean Gallagher, R (6.1) 48 Javier López, L (6.1) 15 Andy LaRoche, R (7.1) 77 D.J. Carrasco, R (7.1) 24 Delwyn Young, S (6.1)	K				G3-1		G1-3			2	0	0	0	0	1	1									
Inning Stats	R: 0 E: 0 K: 1 S: 15	H: 1 LOB: 2 BB: 0 P: 19	R: 0 E: 0 K: 2 S: 8	H: 0 LOB: 1 BB: 1 P: 14	R: 0 E: 0 K: 1 S: 7	H: 0 LOB: 0 BB: 0 P: 9	R: 0 E: 0 K: 1 S: 10	H: 1 LOB: 2 BB: 1 P: 16	R: 0 E: 0 K: 0 S: 9	H: 1 LOB: 1 BB: 0 P: 15	R: 1 E: 0 K: 0 S: 6	H: 2 LOB: 0 BB: 0 P: 9	R: 1 E: 0 K: 0 S: 13	H: 1 LOB: 0 BB: 0 P: 21	R: 0 E: 0 K: 0 S: 5	H: 0 LOB: 0 BB: 0 P: 7	R: 1 E: 0 K: 2 S: 14	H: 1 LOB: 0 BB: 0 P: 23	1B: 3 2B: 2 3B: 0 HR: 2	SF: 1 SAC: 0 DP: 1 HBP: 1	WP: 1 PB: 0 SB: 1 CS: 0	PA: 36			
PITCHER	IP	WLS	BF	H	R	ER	SO	BB	IBB	HBP	BLK	WP	HR	S	P	ERA	WHIP								
31 Dave Bush, R (1.1) ERA: 4.14	6.1	W	27	6	2	2	5	2	0	1	0	0	1	60	90	2.84	1.263								
50 Kameron Loe, R (7.1) ERA: 1.59	0.2	H	2	0	0	0	0	0	0	0	0	1	0	8	13	0.00	0.000								
21 Zach Braddock, L (8.1) ERA: 4.32	1.0	H	3	0	0	0	0	0	0	0	0	0	0	5	7	0.00	0.000								
59 John Axford, R (9.1) ERA: 2.88	1.0	S	4	1	1	1	2	0	0	0	0	0	1	14	23	9.00	1.000								

Batter	1	2	3	4	5	6	7	8	9	AB	R	H	RBI	BB	SO	LOB	BOTTOM								
23 Rickie Weeks Jr., R (1.4) OBP: 0.369, SLG: 0.448	K		K		F9		1B			3	0	0	0	1	2	0	Pittsburgh Pirates @ Milwaukee Brewers Miller Park, Milwaukee, WI Sat Jul 10 2010, 6:11 PM - 8:59 PM CDT Att: 38,588 - Roof Closed - 83 F								
1 Corey Hart, R (1.9) OBP: 0.351, SLG: 0.565	K		L4		K		HBP			5	0	2	0	0	2	0									
8 Ryan Braun, R (1.7) OBP: 0.344, SLG: 0.468	BB		HR		2B		1B			4	3	2	1	1	1	5									
28 Prince Fielder, L (1.3) OBP: 0.399, SLG: 0.497	BB		HR		IBB		K			2	1	1	1	2	1	3									
14 Casey McGehee, R (1.5) OBP: 0.345, SLG: 0.461	1B		BB		1B		K			3	0	2	1	1	1	0									
30 Craig Counsell, L (1.6) OBP: 0.306, SLG: 0.308	L9		BB		SF9		F7			2	0	0	1	1	0	2									
27 Carlos Gómez, R (1.8) OBP: 0.276, SLG: 0.353	BB		F8		FC6-5		K			3	0	0	0	1	1	4									
16 George Kottaras, L (1.2) OBP: 0.333, SLG: 0.427	G3-1		F7		1B		1B			4	0	2	0	0	0	1									
31 Dave Bush, R (1.1) OBP: 0.222, SLG: 0.167	F8				K		L3			3	0	0	0	0	1	2									
50 Kameron Loe, R (7.1) ERA: 5.25							1B			0	0	0	0	0	0	0									
21 Zach Braddock, L (8.1) ERA: 2.81							1B			0	0	0	0	0	0	0									
2 Joe Inglett, L (6.1) OBP: 0.421, SLG: 0.515										1	0	0	0	0	0	1									
59 John Axford, R (9.1) ERA: 3.74										0	0	0	0	0	0	0									
Inning Stats	R: 1 E: 0 K: 2 S: 15	H: 1 LOB: 2 BB: 2 P: 27	R: 0 E: 0 K: 0 S: 4	H: 0 LOB: 1 BB: 1 P: 9	R: 2 E: 0 K: 1 S: 15	H: 2 LOB: 2 BB: 2 P: 27	R: 0 E: 0 K: 1 S: 8	H: 0 LOB: 0 BB: 0 P: 9	R: 1 E: 0 K: 1 S: 11	H: 2 LOB: 3 BB: 1 P: 21	R: 0 E: 0 K: 2 S: 12	H: 2 LOB: 0 BB: 0 P: 23	R: 0 E: 0 K: 2 S: 10	H: 0 LOB: 0 BB: 0 P: 13	R: 0 E: 0 K: 0 S: 7	H: 2 LOB: 2 BB: 1 P: 14	1B: 6 2B: 2 3B: 0 HR: 2	SF: 1 SAC: 0 DP: 1 HBP: 1	WP: 0 PB: 0 SB: 1 CS: 1	PA: 39					
PITCHER	IP	WLS	BF	H	R	ER	SO	BB	IBB	HBP	BLK	WP	HR	S	P	ERA	WHIP								
27 Jeff Karstens, R (1.1) ERA: 4.87	5.0	L	25	5	4	4	4	5	1	0	0	0	0	9	18	0.00	3.000								
43 Sean Gallagher, R (6.1) ERA: 5.25	0.2		5	2	0	0	1	0	0	1	0	0	0	9	18	0.00	3.000								
48 Javier López, L (6.1) ERA: 2.81	0.1		1	0	0	0	1	0	0	0	0	0	0	3	5	0.00	0.000								
77 D.J. Carrasco, R (7.1) ERA: 3.74	2.0		8	2	0	0	2	1	0	0	0	0	0	17	27	0.00	1.500								



Batter	1	2	3	4	5	6	7	8	9	AB	R	H	RBI	BB	SO	LOB	TOP				
21 Michael Bourn, L OBP: 0.325, SLG: 0.327	G5-3	FC6-4 1-3 2H 2B		L6		F9			L1	5	0	1	2	0	0	0					
8 Jeff Keppinger, R OBP: 0.333, SLG: 0.394	F7	FC6-4 17 BB 2-3			K		G5-3			4	0	0	0	0	1	2					
17 Lance Berkman, S OBP: 0.369, SLG: 0.451							G5-3			1	1	0	0	3	0	0					
45 Carlos Lee, R OBP: 0.284, SLG: 0.390	K	G6-4-3			F9		G6-3			4	0	0	0	0	1	5					
9 Hunter Pence, R OBP: 0.323, SLG: 0.439			G6-3					K		4	2	2	1	0	1	0					
23 Chris Johnson, R OBP: 0.307, SLG: 0.388		HR		P4				K		3	1	1	2	0	1	0					
15 Jason Castro, L OBP: 0.276, SLG: 0.255		HBP							G4-3	4	1	1	0	0	0	1					
36 Angel Sanchez, R OBP: 0.235, SLG: 0.281				K				F9		4	1	1	1	0	2	0					
20 Bud Norris, R ERA: 4.62										2	0	1	0	0	0	0					
43 Chris Sampson, R ERA: 5.4										0	0	0	0	0	0	0					
77 Pedro Felz, R ERA: 3.93										1	0	0	0	0	0	0					
73 Gustavo Chacin, L ERA: 4.76										0	0	0	0	0	0	0					
59 Wilton Lopez, R ERA: 3.93										0	0	0	0	0	0	0					
41 Casey Daigle, R ERA: 9.0										1	0	0	0	0	0	0					
4 Jason Michaels, R OBP: 0.270, SLG: 0.348										1	0	0	0	0	0	0					
Inning Stats	R: 0 E: 0 K: 1 S: 10	H: 0 LOB: 1 BB: 1 P: 15	R: 4 H: 5 ER: 2 SO: 2 BB: 1 IBB: 0 HBP: 0 BLK: 0 WP: 0 HR: 0 S: 18	H: 5 LOB: 2 BB: 1 P: 33	R: 0 H: 0 ER: 0 SO: 0 BB: 0 IBB: 0 HBP: 0 BLK: 0 WP: 0 HR: 0 S: 5	H: 0 LOB: 0 BB: 0 P: 11	R: 0 H: 0 ER: 0 SO: 0 BB: 0 IBB: 0 HBP: 0 BLK: 0 WP: 0 HR: 0 S: 9	H: 0 LOB: 1 BB: 1 P: 13	R: 2 H: 2 ER: 0 SO: 1 BB: 1 IBB: 0 HBP: 0 BLK: 0 WP: 0 HR: 0 S: 16	H: 2 LOB: 1 BB: 1 P: 23	R: 0 H: 0 ER: 0 SO: 0 BB: 0 IBB: 0 HBP: 0 BLK: 0 WP: 0 HR: 0 S: 9	H: 0 LOB: 0 BB: 0 P: 16	R: 0 H: 0 ER: 0 SO: 0 BB: 0 IBB: 0 HBP: 0 BLK: 0 WP: 0 HR: 0 S: 8	H: 0 LOB: 0 BB: 0 P: 9	R: 0 H: 0 ER: 0 SO: 0 BB: 0 IBB: 0 HBP: 0 BLK: 0 WP: 0 HR: 0 S: 14	H: 0 LOB: 0 BB: 0 P: 19	1B: 3 2B: 3 3B: 0 HR: 1	SF: 0 SAC: 0 DP: 1 HBP: 1	WP: 0 PB: 0 SB: 0 CS: 0	PA: 37	
PITCHER	IP	WLS	BF	H	R	ER	SO	BB	IBB	HBP	BLK	WP	HR	S	P	ERA	WHIP				
49 Ross Ohlendorf, R ERA: 4.62	1.1		12	5	4	4	1	2	0	1	0	0	1	26	46	27.00	5.250				
77 D.J. Carrasco, R ERA: 4.14	3.1		11	1	2	2	2	1	0	0	0	0	0	25	40	5.40	0.600				
48 Javier López, L ERA: 2.73	0.1	W	2	1	0	0	0	0	0	0	0	0	0	7	9	0.00	3.000				
53 Brendan Donnelly, R ERA: 4.97	1.0	H	3	0	0	0	1	0	0	0	0	0	0	9	16	0.00	0.000				
47 Evan Meek, R ERA: 1.97	1.0	H	3	0	0	0	0	0	0	0	0	0	0	5	7	0.00	0.000				
49 Octavio Dotel, R ERA: 4.75	1.0		3	0	0	0	0	0	0	0	0	0	0	0	0	0.00	0.000				

Houston Astros @ Pittsburgh Pirates
PNC Park, Pittsburgh, PA
Sat Jul 17 2010, 7:07 PM - 10:24 PM EDT
Att: 36,665 - Cloudy - 85 F

AB 33
R 6
H 7
RBI 6
BB 3
SO 6
LOB 8



Batter	1	2	3	4	5	6	7	8	9	AB	R	H	RBI	BB	SO	LOB	BOTTOM				
22 Andrew McCutchen, R OBP: 0.365, SLG: 0.437	F9			F8		L8				4	2	1	0	1	0	2					
31 Jose Tabata, R OBP: 0.331, SLG: 0.352	E5			G6-3						5	2	2	2	0	0	1					
18 Neil Walker, S OBP: 0.319, SLG: 0.427				G3						5	3	3	2	0	1	1					
46 Garrett Jones, L OBP: 0.334, SLG: 0.429										5	2	2	1	0	2	1					
24 Pedro Alvarez, L OBP: 0.277, SLG: 0.387	K									5	0	2	1	0	1	2					
85 Lastings Millodge, R OBP: 0.347, SLG: 0.365				G4-3						5	1	2	2	0	1	3					
38 Erik Kratz, R OBP: 0.400, SLG: 0.490	P5			G6-3						5	1	2	1	0	0	2					
5 Ronny Cedeno, R OBP: 0.271, SLG: 0.332										4	1	2	1	1	1	2					
49 Ross Ohlendorf, R ERA: 4.62										0	0	0	0	0	0	0					
48 Javier López, L ERA: 2.73										0	0	0	0	0	0	0					
53 Brendan Donnelly, R ERA: 4.97										0	0	0	0	0	0	0					
47 Evan Meek, R ERA: 1.97										0	0	0	0	0	0	0					
49 Octavio Dotel, R ERA: 4.75										0	0	0	0	0	0	0					
Inning Stats	R: 3 E: 1 K: 1 S: 12	H: 3 LOB: 1 BB: 0 P: 18	R: 2 H: 2 ER: 0 SO: 2 BB: 1 IBB: 0 HBP: 0 BLK: 0 WP: 0 HR: 0 S: 21	H: 2 LOB: 1 BB: 1 P: 32	R: 0 H: 1 ER: 0 SO: 0 BB: 0 IBB: 0 HBP: 0 BLK: 0 WP: 0 HR: 0 S: 11	H: 1 LOB: 2 BB: 1 P: 18	R: 0 H: 0 ER: 0 SO: 0 BB: 0 IBB: 0 HBP: 0 BLK: 0 WP: 0 HR: 0 S: 7	H: 0 LOB: 0 BB: 0 P: 11	R: 2 H: 4 ER: 0 SO: 2 BB: 0 IBB: 0 HBP: 0 BLK: 0 WP: 0 HR: 0 S: 19	H: 4 LOB: 2 BB: 0 P: 29	R: 2 H: 2 ER: 1 SO: 1 BB: 0 IBB: 0 HBP: 0 BLK: 0 WP: 0 HR: 0 S: 14	H: 2 LOB: 0 BB: 0 P: 18	R: 0 H: 0 ER: 0 SO: 0 BB: 0 IBB: 0 HBP: 0 BLK: 0 WP: 0 HR: 0 S: 10	H: 0 LOB: 0 BB: 0 P: 14	R: 3 H: 5 ER: 0 SO: 2 BB: 0 IBB: 0 HBP: 0 BLK: 0 WP: 0 HR: 0 S: 13	H: 5 LOB: 2 BB: 0 P: 20	1B: 11 2B: 6 3B: 0 HR: 0	SF: 0 SAC: 0 DP: 0 HBP: 0	WP: 1 PB: 0 SB: 1 CS: 0	PA: 44	
PITCHER	IP	WLS	BF	H	R	ER	SO	BB	IBB	HBP	BLK	WP	HR	S	P	ERA	WHIP				
20 Bud Norris, R ERA: 6.09	4.2	L	26	9	7	4	4	1	0	0	0	0	0	63	98	7.71	2.143				
43 Chris Sampson, R ERA: 5.4	0.1		2	1	0	0	0	0	0	0	0	0	0	7	10	0.00	3.000				
73 Gustavo Chacin, L ERA: 4.76	1.0		5	2	2	1	2	0	0	0	0	1	0	14	18	9.00	2.000				
59 Wilton Lopez, R ERA: 3.93	1.0		3	0	0	0	1	0	0	0	0	0	0	10	14	0.00	0.000				
41 Casey Daigle, R ERA: 9.0	1.0		8	5	3	3	0	0	0	0	0	0	0	13	20	27.00	5.000				

Houston Astros @ Pittsburgh Pirates
PNC Park, Pittsburgh, PA
Sat Jul 17 2010, 7:07 PM - 10:24 PM EDT
Att: 36,665 - Cloudy - 85 F

AB 42
R 12
H 17
RBI 11
BB 2
SO 7
LOB 17



Batter	1	2	3	4	5	6	7	8	9	AB	R	H	RBI	BB	SO	LOB	TOP		
11 Jason Bourgeois, R (1, 8) OBP: 0.394, SLG: 0.296	G5-3			B1-3			F8		E6	4	0	0	0	0	0	0			
8 Jeff Keppinger, R (1, 4) OBP: 0.330, SLG: 0.389	F9			G4-3			G6-3		G6-3	4	0	0	0	0	0	1			
9 Hunter Pence, R (1, 9) OBP: 0.320, SLG: 0.435	F9			L3			P4			3	0	0	0	0	0	0			
45 Carlos Lee, R (1, 7) OBP: 0.282, SLG: 0.387		F8			G1-4-3			F9		3	0	0	0	0	0	0			
77 Pedro Feliz, R (1, 3) OBP: 0.240, SLG: 0.296		G3			G6-3			F8		3	0	0	0	0	0	0			
23 Chris Johnson, R (1, 5) OBP: 0.308, SLG: 0.386		G6-3			F9					3	0	1	0	0	0	0			
36 Angel Sanchez, R (1, 6) OBP: 0.270, SLG: 0.314										3	0	2	0	0	1	1			
15 Jason Castro, L (1, 2) OBP: 0.267, SLG: 0.245										2	0	0	0	0	0	2			
58 Humberto Quintero, R (9, PH) OBP: 0.273, SLG: 0.341										1	0	0	0	0	0	0			
44 Roy Oswalt, R (1, 1) OBP: 0.176, SLG: 0.145										1	0	0	0	0	0	0			
43 Chris Sampson, R (5, 1)										1	0	0	0	0	0	0			
4 Jason Michaels, R (6, PH) OBP: 0.297, SLG: 0.454										0	0	0	0	0	0	0			
59 Wilton Lopez, R (6, 1)										0	0	0	0	0	0	0			
48 Tim Byrdak, L (7, 1)										0	0	0	0	0	0	0			
41 Casey Daigle, R (8, 1)										0	0	0	0	0	0	0			
73 Gustavo Chacin, L (8, 1) OBP: 0.200, SLG: 0.090										0	0	0	0	0	0	0			
26 Oswaldo Navarro, R (9, PH) OBP: 0.240, SLG: 0.290										1	0	0	0	0	0	0			
Inning Stats	R: 0 E: 0 K: 0 S: 5	H: 0 LOB: 0 BB: 0 P: 9	R: 0 E: 0 K: 0 S: 6	H: 0 LOB: 0 BB: 0 P: 10	R: 0 E: 0 K: 0 S: 7	H: 1 LOB: 0 BB: 0 P: 10	R: 0 E: 0 K: 0 S: 7	H: 0 LOB: 0 BB: 0 P: 9	R: 0 E: 0 K: 0 S: 7	H: 1 LOB: 0 BB: 0 P: 13	R: 0 E: 0 K: 0 S: 10	H: 0 LOB: 0 BB: 0 P: 16	R: 0 E: 0 K: 1 S: 12	H: 1 LOB: 1 BB: 0 P: 18	R: 0 E: 1 K: 0 S: 9	H: 0 LOB: 1 BB: 0 P: 11	1B: 3 2B: 0 3B: 0 HR: 0	SF: 0 SAC: 0 DP: 2 HBP: 0	WP: 0 PA: 29
PITCHER 28 Paul Maholm, L (1, 1) ERA: 4.03	IP: 9.0 WLS: W BF: 29 H: 3 R: 0 ER: 0 SO: 1 BB: 0 IBB: 0 HBP: 0 BLK: 0 WP: 0 HR: 0 S: 70 P: 103 ERA: 0.00 WHIP: 0.333															PITCHER 73 Gustavo Chacin, L (8, 1) ERA: 4.63	IP: 0.2 WLS: L BF: 2 H: 0 R: 0 ER: 0 SO: 1 BB: 0 IBB: 0 HBP: 0 BLK: 0 WP: 0 HR: 0 S: 5 P: 7 ERA: 0.00 WHIP: 0.000		

Houston Astros @ Pittsburgh Pirates
PNC Park, Pittsburgh, PA
Sun Jul 18 2010, 1:36 PM - 4:10 PM EDT
Att: 16,638 - Sunny - 86 F

AB 29
R 0
H 3
RBI 0
BB 0
SO 1
LOB 5



Batter	1	2	3	4	5	6	7	8	9	AB	R	H	RBI	BB	SO	LOB	BOTTOM		
22 Andrew McCutchen, R (1, 8) OBP: 0.364, SLG: 0.435	K	K			G4-3					4	0	1	2	0	2	2			
19 Ryan Church, L (8, 9) OBP: 0.247, SLG: 0.333										1	1	1	1	0	0	0			
31 Jose Tabata, R (1, 7) OBP: 0.340, SLG: 0.369	F9				G4-3					5	2	3	1	0	0	0			
18 Neil Walker, S (1, 4) OBP: 0.321, SLG: 0.426	G3									5	0	2	1	0	1	3			
46 Garrett Jones, L (1, 3) OBP: 0.335, SLG: 0.435		P6			K					4	1	1	2	1	1	1			
24 Pedro Alvarez, L (1, 5) OBP: 0.283, SLG: 0.388										5	1	2	0	0	1	3			
41 Ryan Doumit, S (1, 2) OBP: 0.334, SLG: 0.420										5	1	3	1	0	0	2			
85 Lastings Milledge, R (1, 9) OBP: 0.349, SLG: 0.397										4	1	2	1	0	0	3			
5 Ronny Cedeno, R (1, 6) OBP: 0.282, SLG: 0.355										4	2	4	0	0	0	0			
28 Paul Maholm, L (1, 1) OBP: 0.051, SLG: 0.026										4	0	0	0	0	3	6			
Inning Stats	R: 0 E: 0 K: 1 S: 9	H: 4 LOB: 2 BB: 0 P: 12	R: 2 E: 0 K: 2 S: 16	H: 4 LOB: 0 BB: 0 P: 23	R: 0 E: 0 K: 1 S: 10	H: 1 LOB: 1 BB: 0 P: 13	R: 0 E: 0 K: 1 S: 13	H: 2 LOB: 1 BB: 0 P: 17	R: 2 E: 0 K: 0 S: 11	H: 2 LOB: 0 BB: 0 P: 14	R: 2 E: 0 K: 0 S: 8	H: 4 LOB: 2 BB: 0 P: 9	R: 0 E: 0 K: 0 S: 8	H: 2 LOB: 1 BB: 0 P: 11	R: 3 E: 0 K: 2 S: 21	H: 4 LOB: 2 BB: 1 P: 37	1B: 11 2B: 7 3B: 0 HR: 1	SF: 0 SAC: 0 DP: 1 HBP: 0	WP: 1 PA: 42
PITCHER 44 Roy Oswalt, R (1, 1) ERA: 3.12	IP: 4.0 WLS: L BF: 18 H: 7 R: 2 ER: 2 SO: 5 BB: 0 IBB: 0 HBP: 0 BLK: 0 WP: 0 HR: 0 S: 48 P: 65 ERA: 4.50 WHIP: 1.750															PITCHER 73 Gustavo Chacin, L (8, 1) ERA: 4.63	IP: 0.2 WLS: L BF: 2 H: 0 R: 0 ER: 0 SO: 1 BB: 0 IBB: 0 HBP: 0 BLK: 0 WP: 0 HR: 0 S: 5 P: 7 ERA: 0.00 WHIP: 0.000		
43 Chris Sampson, R (5, 1) ERA: 5.66	1.0 5 2 2 2 1 0 0 0 0 0 1 11 14 18.00 2.000																		
59 Wilton Lopez, R (6, 1) ERA: 4.33	1.0 7 4 2 2 0 0 0 0 0 0 0 8 9 18.00 4.000																		
48 Tim Byrdak, L (7, 1) ERA: 4.3	1.0 4 2 0 0 0 0 0 0 0 0 0 8 11 0.00 2.000																		
41 Casey Daigle, R (8, 1) ERA: 11.32	0.1 6 4 3 3 1 1 0 0 0 1 0 16 30 81.00 15.000																		

Houston Astros @ Pittsburgh Pirates
PNC Park, Pittsburgh, PA
Sun Jul 18 2010, 1:36 PM - 4:10 PM EDT
Att: 16,638 - Sunny - 86 F

AB 41
R 9
H 19
RBI 9
BB 1
SO 8
LOB 20



Batter	1	2	3	4	5	6	7	8	9	AB	R	H	RBI	BB	SO	LOB	TOP										
23 Ricke Weeks Jr, R OBP: 0.376, SLG: 0.474	G5-3	1-2	1-1	3-3		4-2		2-0		4	1	2	1	1	1	1	Milwaukee Brewers @ Pittsburgh Pirates PNC Park, Pittsburgh, PA Tue Jul 20 2010, 7:07 PM - 10:46 PM EDT Att: 13,202 - Cloudy - 82 F										
1 Corey Hart, R OBP: 0.348, SLG: 0.562	F8	3-2	1-3		0-1	F8		2-3		5	0	1	0	0	2	4											
8 Ryan Braun, R OBP: 0.342, SLG: 0.480	G6-3	1-0		1-2	0-3	HR		2-3		5	1	1	2	0	2	2											
28 Prince Fielder, L OBP: 0.396, SLG: 0.506		1-1	3-2	1-0		G4-3		1-3		4	2	1	0	0	1	1											
14 Casey McGehee, R OBP: 0.335, SLG: 0.443	F9	0-2	0-0		1-0	G5-3				4	1	1	0	0	0	2											
60 Todd Coffey, R						G6-3				0	0	0	0	0	0	0											
51 Trevor Hoffman, R										0	0	0	0	0	0	0											
27 Carlos Gómez, R OBP: 0.291, SLG: 0.364										1	0	0	0	0	1	0											
15 Jim Edmonds, L OBP: 0.345, SLG: 0.468		0-2	1-1		1-3	K		0-0		5	2	4	3	0	1	0											
21 Alcides Escobar, R OBP: 0.301, SLG: 0.331		0-1	2-1		4-1			0-1		4	2	2	1	1	1	2											
20 Jonathan Lucroy, R OBP: 0.314, SLG: 0.370		2-1	3-2		0-3	K		0-2		4	0	2	2	0	2	2											
31 Dave Bush, R OBP: 0.200, SLG: 0.148	B1	0-1	0-3		1-2	F9		1-2		2	0	0	0	0	1	3											
2 Joe Inglett, L OBP: 0.453, SLG: 0.500										1	0	0	0	0	0	1											
12 Carlos Villanueva, R										0	0	0	0	0	0	0											
30 Craig Counsell, L OBP: 0.312, SLG: 0.304										1	0	0	0	0	0	0											
Inning Stats	R: 0 E: 0 K: 0 S: 7	H: 0 LOB: 0 BB: 0 P: 12	R: 3 E: 0 K: 1 S: 20	H: 4 LOB: 2 BB: 0 P: 25	R: 4 E: 0 K: 2 S: 20	H: 5 LOB: 1 BB: 0 P: 33	R: 0 E: 0 K: 1 S: 7	H: 1 LOB: 1 BB: 0 P: 9	R: 0 E: 0 K: 2 S: 10	H: 0 LOB: 1 BB: 1 P: 16	R: 2 E: 0 K: 0 S: 13	H: 1 LOB: 0 BB: 0 P: 25	R: 0 E: 0 K: 1 S: 8	H: 1 LOB: 0 BB: 0 P: 9	R: 0 E: 0 K: 2 S: 9	H: 1 LOB: 1 BB: 0 P: 15	R: 0 E: 0 K: 3 S: 13	H: 1 LOB: 1 BB: 0 P: 16	1B: 8 2B: 3 HR: 2	SF: 0 SAC: 0 DP: 0 HBP: 1	WP: 0 PB: 0 CS: 1	PA: 44					
PITCHER	IP	WLS	BF	H	R	ER	SO	BB	IBB	HBP	BLK	WP	HR	S	P	ERA	WHIP										
32 Brad Lincoln, R ERA: 6.29	2.1		17	9	7	7	1	0	0	1	0	0	1	41	61	27.00	3.857										
77 D.J. Carrasco, R ERA: 3.93	2.2	W	10	1	0	0	5	1	0	0	0	0	0	23	34	0.00	0.750										
53 Brendan Donnelly, R ERA: 5.46	0.1	H	3	1	2	2	0	1	0	0	0	0	1	8	16	54.00	6.000										
48 Javier López, L ERA: 2.62	0.2	H	3	1	0	0	0	0	0	0	0	0	0	6	10	0.00	1.500										
47 Evan Meek, R ERA: 1.93	1.0	H	2	0	0	0	1	0	0	0	0	0	0	7	8	0.00	0.000										
PITCHER	IP	WLS	BF	H	R	ER	SO	BB	IBB	HBP	BLK	WP	HR	S	P	ERA	WHIP										
Joel Hanrahan, R ERA: 3.76	1.0	H	4	1	0	0	2	0	0	0	0	0	0	9	15	0.00	1.000										
29 Octavio Dotel, R ERA: 4.62	1.0	S	4	1	0	0	3	0	0	0	0	0	0	13	16	0.00	1.000										

Batter	1	2	3	4	5	6	7	8	9	AB	R	H	RBI	BB	SO	LOB	BOTTOM										
31 Jose Tabata, R OBP: 0.327, SLG: 0.360	F7		K		F7		F9			5	1	1	2	0	1	1	Milwaukee Brewers @ Pittsburgh Pirates PNC Park, Pittsburgh, PA Tue Jul 20 2010, 7:07 PM - 10:46 PM EDT Att: 13,202 - Cloudy - 82 F										
24 Delwyn Young, S OBP: 0.281, SLG: 0.417										3	3	2	1	1	0	0											
2 Bobby Crosby, R OBP: 0.309, SLG: 0.309										1	0	0	0	0	1	0											
18 Neil Walker, S OBP: 0.345, SLG: 0.457										5	1	5	1	0	0	0											
46 Garrett Jones, L OBP: 0.332, SLG: 0.429										3	1	0	1	1	0	3											
24 Pedro Alvarez, L OBP: 0.313, SLG: 0.447										4	2	2	5	1	2	2											
29 Octavio Dotel, R										0	0	0	0	0	0	0											
85 Lastings Milledge, R OBP: 0.350, SLG: 0.386										3	1	1	0	1	0	1											
38 Erik Kratz, R OBP: 0.222, SLG: 0.222										4	1	0	0	0	1	2											
5 Ronny Cedeno, R OBP: 0.281, SLG: 0.359										4	1	0	0	0	2	1											
32 Brad Lincoln, L ERA: 6.29										0	0	0	0	0	0	0											
77 D.J. Carrasco, R ERA: 3.93										1	0	0	0	0	0	0											
57 Zach Duke, L OBP: 0.194, SLG: 0.197										0	0	0	0	0	0	0											
53 Brendan Donnelly, R ERA: 5.46										0	0	0	0	0	0	0											
48 Javier López, L ERA: 2.62										0	0	0	0	0	0	0											
47 Evan Meek, R ERA: 1.93										1	0	0	0	0	0	1											
19 Ryan Church, L OBP: 0.246, SLG: 0.326										0	0	0	0	0	0	0											
Inning Stats	R: 9 E: 3 K: 0 S: 29	H: 7 LOB: 1 BB: 1 P: 41	R: 1 E: 0 K: 1 S: 14	H: 1 LOB: 0 BB: 0 P: 22	R: 0 E: 0 K: 1 S: 5	H: 0 LOB: 0 BB: 0 P: 7	R: 0 E: 0 K: 0 S: 6	H: 1 LOB: 1 BB: 1 P: 13	R: 0 E: 0 K: 2 S: 15	H: 0 LOB: 1 BB: 0 P: 20	R: 1 E: 0 K: 1 S: 19	H: 1 LOB: 2 BB: 2 P: 36	R: 0 E: 0 K: 2 S: 8	H: 0 LOB: 0 BB: 0 P: 10	R: 0 E: 0 K: 2 S: 13	H: 1 LOB: 1 BB: 0 P: 17	1B: 6 2B: 3 3B: 0 HR: 2	SF: 1 SAC: 1 DP: 1 HBP: 0	WP: 2 PB: 0 CS: 0	PA: 41							
PITCHER	IP	WLS	BF	H	R	ER	SO	BB	IBB	HBP	BLK	WP	HR	S	P	ERA	WHIP										
31 Dave Bush, R ERA: 4.34	4.0	L	24	9	10	5	2	2	0	0	0	0	0	54	83	11.25	2.750										
12 Carlos Villanueva, R ERA: 4.3	1.2		8	1	1	1	3	1	0	0	0	0	1	28	44	5.40	1.200										
60 Todd Coffey, R ERA: 4.26	1.1		5	0	0	0	2	1	0	0	0	0	0	14	22	0.00	0.750										
51 Trevor Hoffman, R ERA: 7.5	1.0		4	1	0	0	2	0	0	0	0	1	0	13	17	0.00	1.000										



Batter	1	2	3	4	5	6	7	8	9	AB	R	H	RBI	BB	SO	LOB	TOP							
23 Rickie Weeks Jr., R OBP: 0.374, SLG: 0.469										4	1	0	0	1	1	2								
1 Cory Hart, R OBP: 0.347, SLG: 0.561										4	0	1	0	0	0	1	2							
8 Ryan Braun, R OBP: 0.341, SLG: 0.478										4	1	1	0	0	0	4								
28 Prince Fielder, L OBP: 0.395, SLG: 0.501										3	0	0	0	0	0	1								
14 Casey McGehee, R OBP: 0.337, SLG: 0.443										2	0	1	1	1	0	1								
27 Carlos Gómez, R OBP: 0.292, SLG: 0.364										3	0	1	1	0	1	3								
54 David Riske, R										0	0	0	0	0	0	0								
2 Joe Inglett, L OBP: 0.420, SLG: 0.493										1	0	0	0	0	0	1								
50 Kameron Loe, R										0	0	0	0	0	0	0								
21 Alcides Escobar, R OBP: 0.297, SLG: 0.327										4	0	0	0	0	1	3								
16 George Kottaras, L OBP: 0.330, SLG: 0.449										4	1	2	1	0	0	0								
43 Randy Wolf, L OBP: 0.261, SLG: 0.318										2	0	0	0	0	1	0								
36 Lorenzo Cain, R OBP: 0.600, SLG: 0.800										2	0	1	0	0	1	0								
Inning Stats	R: 1 H: 1 E: 0 K: 1 S: 13	H: 1 LOB: 2 BB: 1 P: 23	R: 1 H: 1 E: 0 K: 1 S: 9	H: 1 LOB: 0 BB: 0 P: 12	R: 1 H: 2 E: 1 K: 0 S: 12	H: 2 LOB: 2 BB: 0 P: 19	R: 0 H: 0 E: 0 K: 0 S: 8	H: 0 LOB: 0 BB: 0 P: 12	R: 0 H: 0 E: 0 K: 0 S: 8	H: 0 LOB: 0 BB: 0 P: 14	R: 0 H: 0 E: 0 K: 1 S: 6	H: 0 LOB: 0 BB: 0 P: 10	R: 0 H: 2 E: 0 K: 2 S: 21	H: 2 LOB: 2 BB: 0 P: 30	R: 0 H: 1 E: 0 K: 0 S: 7	H: 1 LOB: 1 BB: 0 P: 11	R: 0 H: 0 E: 0 K: 1 S: 7	H: 0 LOB: 0 BB: 0 P: 10	1B: 5 2B: 1 3B: 0 HR: 1	SF: 1 SAC: 0 DP: 1 HBP: 1	WP: 0 PB: 0 CS: 0	PA: 37		
PITCHER	IP WLS BF H R ER SO BB IBB HBP BLK WP HR S P ERA WHIP	IP WLS BF H R ER SO BB IBB HBP BLK WP HR S P ERA WHIP	IP WLS BF H R ER SO BB IBB HBP BLK WP HR S P ERA WHIP	IP WLS BF H R ER SO BB IBB HBP BLK WP HR S P ERA WHIP	IP WLS BF H R ER SO BB IBB HBP BLK WP HR S P ERA WHIP	IP WLS BF H R ER SO BB IBB HBP BLK WP HR S P ERA WHIP	IP WLS BF H R ER SO BB IBB HBP BLK WP HR S P ERA WHIP	IP WLS BF H R ER SO BB IBB HBP BLK WP HR S P ERA WHIP	IP WLS BF H R ER SO BB IBB HBP BLK WP HR S P ERA WHIP	IP WLS BF H R ER SO BB IBB HBP BLK WP HR S P ERA WHIP	IP WLS BF H R ER SO BB IBB HBP BLK WP HR S P ERA WHIP	IP WLS BF H R ER SO BB IBB HBP BLK WP HR S P ERA WHIP	IP WLS BF H R ER SO BB IBB HBP BLK WP HR S P ERA WHIP	IP WLS BF H R ER SO BB IBB HBP BLK WP HR S P ERA WHIP	IP WLS BF H R ER SO BB IBB HBP BLK WP HR S P ERA WHIP	IP WLS BF H R ER SO BB IBB HBP BLK WP HR S P ERA WHIP	IP WLS BF H R ER SO BB IBB HBP BLK WP HR S P ERA WHIP	IP WLS BF H R ER SO BB IBB HBP BLK WP HR S P ERA WHIP	IP WLS BF H R ER SO BB IBB HBP BLK WP HR S P ERA WHIP	IP WLS BF H R ER SO BB IBB HBP BLK WP HR S P ERA WHIP	IP WLS BF H R ER SO BB IBB HBP BLK WP HR S P ERA WHIP	IP WLS BF H R ER SO BB IBB HBP BLK WP HR S P ERA WHIP	IP WLS BF H R ER SO BB IBB HBP BLK WP HR S P ERA WHIP	IP WLS BF H R ER SO BB IBB HBP BLK WP HR S P ERA WHIP

Milwaukee Brewers @ Pittsburgh Pirates
PNC Park, Pittsburgh, PA
Wed Jul 21 2010, 7:08 PM - 9:54 PM EDT
Att: 13,532 - Partly Cloudy - 86 F

AB	33
R	3
H	7
RBI	3
BB	2
SO	6
LOB	17



Batter	1	2	3	4	5	6	7	8	9	AB	R	H	RBI	BB	SO	LOB	BOTTOM
31 Jose Tabata, R OBP: 0.335, SLG: 0.364										4	3	2	1	1	0	2	
24 Delwyn Young, S OBP: 0.301, SLG: 0.452										4	2	3	5	1	0	0	
18 Neil Walker, S OBP: 0.346, SLG: 0.462										5	0	2	2	0	0	1	
46 Garrett Jones, L OBP: 0.336, SLG: 0.430										4	2	2	0	1	1	4	
24 Pedro Alvarez, L OBP: 0.325, SLG: 0.509										5	3	3	3	0	1	2	
85 Lastings Milledge, R OBP: 0.351, SLG: 0.641										5	2	2	1	0	0	1	
41 Ryan Doumit, S OBP: 0.172, SLG: 0.185										1	0	0	0	0	1	0	
38 Erik Kratz, R OBP: 0.231, SLG: 0.167										3	0	0	0	1	2	3	
5 Ronny Cedeno, R OBP: 0.283, SLG: 0.360										5	2	2	1	0	0	1	
57 Zach Duke, L OBP: 0.172, SLG: 0.185										3	1	1	0	0	0	2	
53 Brendan Donnelly, R ERA: 3.6										0	0	0	0	0	0	0	
15 Andy LaRoche, R OBP: 0.231, SLG: 0.167										1	0	1	1	0	0	0	
43 Sean Gallagher, R ERA: 1.65										1	0	0	0	1	1	1	
Inning Stats	R: 2 H: 2 E: 0 K: 2 S: 22	H: 2 LOB: 1 BB: 1 P: 31	R: 0 H: 0 E: 0 K: 1 S: 9	H: 0 LOB: 0 BB: 0 P: 11	R: 0 H: 0 E: 0 K: 0 S: 11	H: 0 LOB: 0 BB: 0 P: 13	R: 6 H: 6 E: 0 K: 1 S: 16	H: 6 LOB: 0 BB: 0 P:									

Batter	1	2	3	4	5	6	7	8	9	AB	R	H	RBI	BB	SO	LOB	TOP										
23 Ricke Weeks Jr, R OBP: 0.376, SLG: 0.482										4	1	2	2	0	1	0	Milwaukee Brewers @ Pittsburgh Pirates PNC Park, Pittsburgh, PA Thu Jul 22 2010, 7:08 PM - 10:19 PM EDT Att: 18,715 - Partly Cloudy - 87 F										
2 Joe Inglett, L OBP: 0.400, SLG: 0.466 60 Todd Coffey, R 39 Chris Capuano, L 14 Casey McGehee, R OBP: 0.338, SLG: 0.445										4	0	0	0	0	0	3											
8 Ryan Braun, R OBP: 0.337, SLG: 0.471										5	0	0	0	0	3	4											
28 Prince Fielder, L OBP: 0.398, SLG: 0.510										2	1	1	1	2	1	0											
15 Jim Edmonds, L OBP: 0.338, SLG: 0.458										4	0	0	0	0	0	3											
20 Jonathan Lucroy, R OBP: 0.321, SLG: 0.385										4	0	2	0	0	0	0											
30 Craig Counsell, L 59 John Axford, R										4	0	1	0	0	2	3											
21 Alcides Escobar, R OBP: 0.300, SLG: 0.329										4	0	2	0	0	0	1											
49 Yovani Gallardo, R 27 Carlos Gómez, R OBP: 0.286, SLG: 0.513 OBP: 0.294, SLG: 0.365										1	0	0	0	0	1	1											
Inning Stats	R: 0 E: 0 K: 1 S: 9	H: 1 LOB: 2 BB: 1 P: 17	R: 0 E: 0 K: 1 S: 11	H: 1 LOB: 1 BB: 0 P: 16	R: 0 E: 0 K: 2 S: 9	H: 0 LOB: 0 BB: 0 P: 14	R: 1 E: 0 K: 0 S: 14	H: 1 LOB: 0 BB: 0 P: 22	R: 0 E: 0 K: 2 S: 14	H: 1 LOB: 1 BB: 0 P: 22	R: 2 E: 0 K: 0 S: 12	H: 2 LOB: 0 BB: 0 P: 17	R: 0 E: 0 K: 1 S: 13	H: 2 LOB: 2 BB: 1 P: 21	R: 0 E: 0 K: 2 S: 11	H: 1 LOB: 1 BB: 0 P: 15		1B: 5 2B: 2 3B: 1 HR: 2	SF: 0 SAC: 1 DP: 0 HBP: 1	WP: 2 PB: 0 CS: 0	PA: 39						
PITCHER	IP	WLS	BF	H	R	ER	SO	BB	IBB	HBP	BLK	WP	HR	S	P	ERA	WHIP										
49 Ross Ohlendorf, R ERA: 4.39	6.0	L	25	5	1	1	6	1	0	1	0	2	1	64	103	1.50	1.000										
47 Evan Meek, R ERA: 1.34	1.0		5	2	2	2	0	0	0	0	0	0	1	12	17	18.00	2.000										
48 Javier López, L ERA: 2.55	1.0		5	2	0	0	1	1	0	0	0	0	0	13	21	0.00	3.000										
Joel Hanrahan, R ERA: 3.67	1.0		4	1	0	0	2	0	0	0	0	0	0	11	15	0.00	1.000										

Batter	1	2	3	4	5	6	7	8	9	AB	R	H	RBI	BB	SO	LOB	BOTTOM										
31 Jose Tabata, R OBP: 0.337, SLG: 0.361										4	1	1	0	1	1	0	Milwaukee Brewers @ Pittsburgh Pirates PNC Park, Pittsburgh, PA Thu Jul 22 2010, 7:08 PM - 10:19 PM EDT Att: 18,715 - Partly Cloudy - 87 F										
24 Delwyn Young, S OBP: 0.307, SLG: 0.449										3	1	1	0	0	1	1											
18 Neil Walker, S OBP: 0.355, SLG: 0.471										3	0	2	2	1	0	1											
46 Garrett Jones, L OBP: 0.338, SLG: 0.431										4	0	2	0	0	0	3											
24 Pedro Alvarez, L OBP: 0.315, SLG: 0.491										4	0	2	0	0	0	3											
24 Pedro Alvarez, L OBP: 0.315, SLG: 0.491										4	0	0	0	0	1	5											
85 Lastings Milledge, R OBP: 0.346, SLG: 0.366										4	0	0	0	0	1	1											
38 Erik Kratz, R OBP: 0.176, SLG: 0.125										4	0	0	0	0	0	1											
5 Ronny Cedeno, R OBP: 0.283, SLG: 0.358										4	0	1	0	0	3	0											
49 Ross Ohlendorf, R ERA: 4.39 47 Evan Meek, R ERA: 1.34 2 Bobby Crosby, R ERA: 4.66 48 Javier López, L ERA: 2.55 Joel Hanrahan, R ERA: 3.67 19 Ryan Church, L OBP: 0.344, SLG: 0.323										2	0	0	0	0	1	1											
Inning Stats	R: 0 E: 0 K: 2 S: 11	H: 2 LOB: 0 BB: 0 P: 15	R: 0 E: 0 K: 1 S: 14	H: 1 LOB: 1 BB: 0 P: 19	R: 0 E: 0 K: 0 S: 12	H: 1 LOB: 2 BB: 1 P: 23	R: 0 E: 0 K: 1 S: 8	H: 0 LOB: 0 BB: 0 P: 9	R: 0 E: 0 K: 0 S: 8	H: 0 LOB: 1 BB: 0 P: 16	R: 2 E: 0 K: 1 S: 17	H: 2 LOB: 1 BB: 1 P: 27	R: 0 E: 0 K: 0 S: 5	H: 0 LOB: 0 BB: 0 P: 7	R: 0 E: 0 K: 2 S: 9	H: 0 LOB: 0 BB: 0 P: 13	1B: 6 2B: 1 3B: 0 HR: 0	SF: 0 SAC: 0 DP: 0 HBP: 1	WP: 0 PB: 0 CS: 0	PA: 37							
PITCHER	IP	WLS	BF	H	R	ER	SO	BB	IBB	HBP	BLK	WP	HR	S	P	ERA	WHIP										
49 Yovani Gallardo, R ERA: 2.45	6.0	W	25	5	2	2	1	1	0	0	0	0	0	13	22	27.00	4.500										
60 Todd Coffey, R ERA: 4.66	0.2	H	5	2	2	2	1	1	0	0	0	0	0	5	6	0.00	0.000										
39 Chris Capuano, L ERA: 3.38	0.2	H	2	0	0	0	0	0	0	0	0	0	0	5	6	0.00	0.000										
59 John Axford, R ERA: 2.7	1.2	S	5	0	0	0	2	0	0	0	0	0	0	13	19	0.00	0.000										

AB	35
R	3
H	10
RBI	3
BB	2
SO	9
LOB	15



Batter	1	2	3	4	5	6	7	8	9	AB	R	H	RBI	BB	SO	LOB	TOP					
15 Jerry Hairston, R OBP: 0.311, SLG: 0.358										4	1	1	0	1	0	1						
13 Chris Denorfia, R OBP: 0.347, SLG: 0.435										4	1	1	1	1	1	3						
23 Adrián González, L OBP: 0.393, SLG: 0.524										5	1	2	1	0	1	3						
7 Chase Headley, S OBP: 0.323, SLG: 0.383										5	1	2	1	0	1	1						
16 Matt Stairs, L OBP: 0.258, SLG: 0.339										3	0	0	0	0	0	3						
18 Tony Gwynn Jr., L OBP: 0.331, SLG: 0.321										2	1	1	0	0	0	0						
25 Will Venable, L OBP: 0.325, SLG: 0.409										3	2	1	0	2	1	1						
4 Nick Hundley, R OBP: 0.311, SLG: 0.412										2	1	0	1	1	1	2						
1 Everth Cabrera, S OBP: 0.280, SLG: 0.289										4	0	1	2	0	1	4						
38 Mat Latos, R OBP: 0.280, SLG: 0.367										2	0	0	0	0	1	1						
28 Adam Cunningham, R OBP: 0.246, SLG: 0.297										1	0	1	0	0	0	0						
39 Ernesto Frieri, R ERA: 2.48										0	0	0	0	0	0	0						
54 Joe Thatcher, L ERA: 1.8										1	1	2	0	0	0	0						
14 Oscar Salazar, R OBP: 0.187, SLG: 0.233										0	0	0	0	0	0	0						
46 Tim Stauffer, R ERA: 0.107, SLG: 0.233										0	0	0	0	0	0	0						
Inning Stats	R: 0 E: 0 K: 1 S: 10	H: 0 LOB: 0 BB: 0 P: 14	R: 0 E: 0 K: 1 S: 9	H: 1 LOB: 1 BB: 0 P: 12	R: 0 E: 0 K: 2 S: 13	H: 1 LOB: 1 BB: 0 P: 16	R: 0 E: 0 K: 0 S: 8	H: 1 LOB: 0 BB: 0 P: 12	R: 1 E: 0 K: 0 S: 9	H: 2 LOB: 0 BB: 0 P: 15	R: 3 E: 1 K: 1 S: 13	H: 2 LOB: 2 BB: 2 P: 27	R: 0 E: 0 K: 0 S: 10	H: 1 LOB: 1 BB: 1 P: 17	R: 5 E: 1 K: 0 S: 22	H: 3 LOB: 1 BB: 2 P: 40	R: 0 E: 0 K: 2 S: 7	H: 0 LOB: 0 BB: 0 P: 12	1B: 9 2B: 2 3B: 0 HR: 0	SF: 1 SAC: 0 DP: 3 HBP: 0	WP: 0 PB: 0 SB: 2 CS: 0	PA: 42
PITCHER	IP WLS BF H R ER SO BB IBB HBP BLK WP HR S P ERA WHIP																					
27 Jeff Karstens, R ERA: 4.72	6.0 L 26 7 4 2 5 1 1 0 0 0 0 0 62 96 3.00 1.333																					
48 Javier López, L ERA: 2.48	1.0 4 1 0 0 0 1 0 0 0 0 0 10 17 0.00 2.000																					
43 Sean Gallagher, R ERA: 5.65	0.0 4 1 4 3 0 2 0 0 0 1 0 0 7 19 ∞ ∞																					
77 D.J. Carrasco, R ERA: 3.95	1.0 5 2 1 1 0 0 0 0 0 0 0 15 21 9.00 2.000																					
29 Octavio Dotel, R ERA: 4.5	1.0 3 0 0 0 2 0 0 0 0 0 0 0 7 12 0.00 0.000																					
Batter	1	2	3	4	5	6	7	8	9	AB	R	H	RBI	BB	SO	LOB	BOTTOM					
31 Jose Tabata, R OBP: 0.343, SLG: 0.391										5	1	3	1	0	0	0						
24 Delwyn Young, S OBP: 0.310, SLG: 0.459										4	1	1	1	0	1	2						
18 Neil Walker, S OBP: 0.345, SLG: 0.453										4	0	0	0	0	2	2						
46 Garrett Jones, L OBP: 0.336, SLG: 0.427										4	0	2	0	0	2	2						
24 Pedro Alvarez, L OBP: 0.318, SLG: 0.479										3	0	0	0	1	0	2						
85 Lastings Milledge, R OBP: 0.341, SLG: 0.388										4	0	0	0	0	2	1						
5 Ronny Cedeno, R OBP: 0.289, SLG: 0.364										3	0	2	0	1	0	0						
35 Jason Jaramillo, S OBP: 0.229, SLG: 0.216										4	0	0	0	0	0	4						
27 Jeff Karstens, R ERA: 4.72										2	0	0	0	0	1	3						
19 Ryan Church, L OBP: 0.243, SLG: 0.321										1	0	0	0	0	1	1						
48 Javier López, L ERA: 2.48										0	0	0	0	0	0	0						
43 Sean Gallagher, R ERA: 5.65										0	0	0	0	0	0	0						
77 D.J. Carrasco, R ERA: 3.95										0	0	0	0	0	0	0						
29 Octavio Dotel, R ERA: 4.5										0	0	0	0	0	0	0						
2 Bobby Crosby, R OBP: 0.306, SLG: 0.333										1	0	0	0	0	1	0						
Inning Stats	R: 0 E: 0 K: 2 S: 10	H: 1 LOB: 1 BB: 0 P: 12	R: 0 E: 0 K: 0 S: 12	H: 0 LOB: 2 BB: 2 P: 21	R: 1 E: 0 K: 1 S: 12	H: 2 LOB: 1 BB: 0 P: 18	R: 0 E: 0 K: 2 S: 14	H: 1 LOB: 1 BB: 0 P: 16	R: 1 E: 0 K: 0 S: 7	H: 2 LOB: 1 BB: 0 P: 8	R: 0 E: 0 K: 2 S: 14	H: 1 LOB: 1 BB: 0 P: 16	R: 0 E: 0 K: 0 S: 10	H: 1 LOB: 1 BB: 0 P: 13	R: 0 E: 0 K: 0 S: 7	H: 0 LOB: 0 BB: 0 P: 11	R: 0 E: 0 K: 1 S: 7	H: 0 LOB: 0 BB: 0 P: 11	1B: 5 2B: 1 3B: 0 HR: 2	SF: 0 SAC: 0 DP: 0 HBP: 0	WP: 0 PB: 0 SB: 1 CS: 0	PA: 37
PITCHER	IP WLS BF H R ER SO BB IBB HBP BLK WP HR S P ERA WHIP																					
38 Mat Latos, R ERA: 2.48	6.0 W 27 7 2 2 7 2 0 0 0 0 0 69 91 3.00 1.500																					
39 Ernesto Frieri, R ERA: 2.48	0.2 H 3 1 0 0 1 0 0 0 0 0 0 7 9 0.00 1.500																					
54 Joe Thatcher, L ERA: 1.8	0.1 H 1 0 0 0 1 0 0 0 0 0 0 3 4 0.00 0.000																					
46 Tim Stauffer, R ERA: 0.31	2.0 6 0 0 0 1 0 0 0 0 0 0 14 22 0.00 0.000																					

San Diego Padres @ Pittsburgh Pirates
PNC Park, Pittsburgh, PA
Sat Jul 24, 2010, 7:07 PM - 10:52 PM EDT
Att: 36,967 - Partly Cloudy - 91 F

AB	36
R	9
H	11
RBI	8
BB	5
SO	7
LOB	19



San Diego Padres @ Pittsburgh Pirates
PNC Park, Pittsburgh, PA
Sat Jul 24, 2010, 7:07 PM - 10:52 PM EDT
Att: 36,967 - Partly Cloudy - 91 F

AB	35
R	2
H	8
RBI	2
BB	2
SO	10
LOB	17




Batter	1	2	3	4	5	6	7	8	9	AB	R	H	RBI	BB	SO	LOB	TOP				
22 Andrew McCutchen, R (1.8) OBP: 0.362, SLG: 0.433										4	1	1	0	0	1	1	Pittsburgh Pirates @ Colorado Rockies Coors Field, Denver, CO Tue Jul 27 2010, 6:41 PM - 9:13 PM MDT Att: 46,608 - Cloudy - 79 F				
31 Jose Tabata, R (1.7) OBP: 0.344, SLG: 0.350										4	2	1	1	0	1	0					
18 Neil Walker, S (1.4) OBP: 0.347, SLG: 0.465										4	1	3	1	0	1	0					
46 Garrett Jones, L (1.3) OBP: 0.332, SLG: 0.423										4	0	1	1	0	0	2					
24 Pedro Alvarez, L (1.5) OBP: 0.307, SLG: 0.452										3	0	0	0	1	2	2					
85 Lastings Millodge, R (1.9) OBP: 0.340, SLG: 0.364										3	0	0	0	1	1	1					
5 Ronny Cedeno, R (1.6) OBP: 0.291, SLG: 0.376										4	0	0	0	0	1	3					
38 Erik Kratz, R (1.2) OBP: 0.167, SLG: 0.130										4	0	1	0	0	0	0					
57 Zach Duke, L (1.1) OBP: 0.161, SLG: 0.172										2	0	0	0	0	1	1					
15 Andy LaRoche, R (7, PH) OBP: 0.299, SLG: 0.309										1	0	0	0	0	0	0					
47 Evan Meek, R (7.1) Joel Hanrahan, R (8.1) 29 Octavio Dotel, R (9.1)										0	0	0	0	0	0	0					
Inning Stats	R: 2 E: 0 K: 0 S: 12	H: 3 LOB: 1 BB: 1 P: 21	R: 0 E: 0 K: 2 S: 10	H: 1 LOB: 1 BB: 0 P: 12	R: 0 E: 0 K: 2 S: 8	H: 0 LOB: 0 BB: 0 P: 10	R: 0 E: 0 K: 3 S: 10	H: 0 LOB: 0 BB: 0 P: 13	R: 0 E: 0 K: 1 S: 5	H: 2 LOB: 2 BB: 0 P: 7	R: 0 E: 0 K: 0 S: 9	H: 0 LOB: 0 BB: 0 P: 13	R: 1 E: 0 K: 0 S: 10	H: 1 LOB: 0 BB: 0 P: 12	R: 0 E: 0 K: 0 S: 6	H: 0 LOB: 0 BB: 0 P: 8	1B: 4 2B: 2 3B: 0 HR: 1	SF: 0 SAC: 0 DP: 2 HBP: 0	WP: 1 PB: 0 SB: 0 CS: 0	PA: 35	
PITCHER	IP WLS BF H R ER SO BB IBB HBP BLK WP HR S P ERA WHIP	IP WLS BF H R ER SO BB IBB HBP BLK WP HR S P ERA WHIP	IP WLS BF H R ER SO BB IBB HBP BLK WP HR S P ERA WHIP	IP WLS BF H R ER SO BB IBB HBP BLK WP HR S P ERA WHIP	IP WLS BF H R ER SO BB IBB HBP BLK WP HR S P ERA WHIP	IP WLS BF H R ER SO BB IBB HBP BLK WP HR S P ERA WHIP	IP WLS BF H R ER SO BB IBB HBP BLK WP HR S P ERA WHIP	IP WLS BF H R ER SO BB IBB HBP BLK WP HR S P ERA WHIP	IP WLS BF H R ER SO BB IBB HBP BLK WP HR S P ERA WHIP	IP WLS BF H R ER SO BB IBB HBP BLK WP HR S P ERA WHIP	IP WLS BF H R ER SO BB IBB HBP BLK WP HR S P ERA WHIP	IP WLS BF H R ER SO BB IBB HBP BLK WP HR S P ERA WHIP	IP WLS BF H R ER SO BB IBB HBP BLK WP HR S P ERA WHIP	IP WLS BF H R ER SO BB IBB HBP BLK WP HR S P ERA WHIP	IP WLS BF H R ER SO BB IBB HBP BLK WP HR S P ERA WHIP	IP WLS BF H R ER SO BB IBB HBP BLK WP HR S P ERA WHIP	IP WLS BF H R ER SO BB IBB HBP BLK WP HR S P ERA WHIP	IP WLS BF H R ER SO BB IBB HBP BLK WP HR S P ERA WHIP	IP WLS BF H R ER SO BB IBB HBP BLK WP HR S P ERA WHIP	IP WLS BF H R ER SO BB IBB HBP BLK WP HR S P ERA WHIP	IP WLS BF H R ER SO BB IBB HBP BLK WP HR S P ERA WHIP

AB 33
R 4
H 7
RBI 3
BB 2
SO 8
LOB 10



Batter	1	2	3	4	5	6	7	8	9	AB	R	H	RBI	BB	SO	LOB	BOTTOM					
24 Dexter Fowler, S (1.8) OBP: 0.339, SLG: 0.355										3	0	0	0	1	0	2	Pittsburgh Pirates @ Colorado Rockies Coors Field, Denver, CO Tue Jul 27 2010, 6:41 PM - 9:13 PM MDT Att: 46,608 - Cloudy - 79 F					
19 Ryan Spillbrooks, R (1.9) OBP: 0.360, SLG: 0.470										4	0	1	0	0	0	1						
5 Carlos González, L (1.7) OBP: 0.335, SLG: 0.504										3	0	0	0	1	1	0						
2 Troy Tulowitzki, R (1.6) OBP: 0.369, SLG: 0.494										4	0	0	0	0	1	1						
6 Melvin Mora, R (1.5) OBP: 0.342, SLG: 0.364										4	0	1	0	0	0	1						
21 Miguel Olivo, R (1.2) OBP: 0.360, SLG: 0.525										3	0	1	0	0	1	1						
11 Brad Hawpe, L (1.3) OBP: 0.339, SLG: 0.442										4	1	2	1	0	0	2						
12 Clint Barmes, R (1.4) OBP: 0.315, SLG: 0.385										3	1	1	1	0	1	1						
23 Jason Giambi, L (9, PH) OBP: 0.419, SLG: 0.407										1	0	0	0	0	0	1						
29 Jorge De La Rosa, L (1.1) OBP: 0.143, SLG: 0.214										2	0	0	0	0	1	0						
7 Seth Smith, L (7, PH) OBP: 0.341, SLG: 0.538										0	0	0	0	1	0	0						
97 Joe Beimel, L (8.1) 34 Matt Belisle, R (9.1)										0	0	0	0	0	0	0						
Inning Stats	R: 0 E: 0 K: 0 S: 6	H: 0 LOB: 0 BB: 0 P: 9	R: 0 E: 0 K: 1 S: 12	H: 1 LOB: 1 BB: 0 P: 17	R: 0 E: 0 K: 1 S: 9	H: 0 LOB: 1 BB: 1 P: 16	R: 0 E: 0 K: 0 S: 6	H: 0 LOB: 1 BB: 1 P: 11	R: 2 E: 0 K: 1 S: 9	H: 2 LOB: 0 BB: 0 P: 12	R: 0 E: 0 K: 1 S: 7	H: 0 LOB: 0 BB: 0 P: 11	R: 0 E: 0 K: 0 S: 13	H: 1 LOB: 2 BB: 1 P: 24	R: 0 E: 0 K: 0 S: 7	H: 1 LOB: 0 BB: 0 P: 11	R: 0 E: 0 K: 1 S: 12	H: 1 LOB: 1 BB: 0 P: 15	1B: 1 2B: 3 3B: 0 HR: 2	SF: 0 SAC: 1 DP: 0 HBP: 0	WP: 1 PB: 0 SB: 0 CS: 0	PA: 35
PITCHER	IP WLS BF H R ER SO BB IBB HBP BLK WP HR S P ERA WHIP	IP WLS BF H R ER SO BB IBB HBP BLK WP HR S P ERA WHIP	IP WLS BF H R ER SO BB IBB HBP BLK WP HR S P ERA WHIP	IP WLS BF H R ER SO BB IBB HBP BLK WP HR S P ERA WHIP	IP WLS BF H R ER SO BB IBB HBP BLK WP HR S P ERA WHIP	IP WLS BF H R ER SO BB IBB HBP BLK WP HR S P ERA WHIP	IP WLS BF H R ER SO BB IBB HBP BLK WP HR S P ERA WHIP	IP WLS BF H R ER SO BB IBB HBP BLK WP HR S P ERA WHIP	IP WLS BF H R ER SO BB IBB HBP BLK WP HR S P ERA WHIP	IP WLS BF H R ER SO BB IBB HBP BLK WP HR S P ERA WHIP	IP WLS BF H R ER SO BB IBB HBP BLK WP HR S P ERA WHIP	IP WLS BF H R ER SO BB IBB HBP BLK WP HR S P ERA WHIP	IP WLS BF H R ER SO BB IBB HBP BLK WP HR S P ERA WHIP	IP WLS BF H R ER SO BB IBB HBP BLK WP HR S P ERA WHIP	IP WLS BF H R ER SO BB IBB HBP BLK WP HR S P ERA WHIP	IP WLS BF H R ER SO BB IBB HBP BLK WP HR S P ERA WHIP	IP WLS BF H R ER SO BB IBB HBP BLK WP HR S P ERA WHIP	IP WLS BF H R ER SO BB IBB HBP BLK WP HR S P ERA WHIP	IP WLS BF H R ER SO BB IBB HBP BLK WP HR S P ERA WHIP	IP WLS BF H R ER SO BB IBB HBP BLK WP HR S P ERA WHIP	IP WLS BF H R ER SO BB IBB HBP BLK WP HR S P ERA WHIP	

AB 31
R 2
H 6
RBI 2
BB 3
SO 5
LOB 10



Batter	1	2	3	4	5	6	7	8	9	AB	R	H	RBI	BB	SO	LOB	TOP											
22 Andrew McCutchen, R (1.8) OBP: 0.367, SLG: 0.440	G6-3		31 1B	BB			18 CS 31 SH2-3 1B		31 FC5-2 2B	4	1	3	0	1	0	0	Pittsburgh Pirates @ Colorado Rockies Coors Field, Denver, CO Wed Jul 28 2010, 6:41 PM - 9:58 PM MDT Att: 35,128 - Partly Cloudy - 83 F											
31 Jose Tabata, R (1.7) OBP: 0.342, SLG: 0.387	G5-3		18 1B	BB			SH2-3		FC5-2	4	1	1	0	0	1	3												
18 Neil Walker, S (1.4) OBP: 0.343, SLG: 0.458	L7		46 1B						K	5	1	1	2	0	3	3												
46 Garrett Jones, L (1.3) OBP: 0.338, SLG: 0.448		HR	24 1B						HR	4	2	4	3	0	0	0												
24 Pedro Alvarez, L (1.5) OBP: 0.313, SLG: 0.450		K					85 G4-6-3 BB		K	3	0	1	1	1	2	0												
85 Lastings Milledge, R (1.9) OBP: 0.335, SLG: 0.379	L8		F3				G4-6-3		L9	4	0	0	0	0	0	4												
5 Ronny Cedeno, R (1.6) OBP: 0.287, SLG: 0.371	F9		K						K	4	0	0	0	0	2	2												
38 Erik Kratz, R (1.2) OBP: 0.179, SLG: 0.148			K	P4					F7	4	0	1	0	0	1	0												
48 Ross Ohlendorf, R (1.1) ERA: 5.08			31 1B	22 1B					22 2B 31 FC5-2 1B	8	1	0	0	0	0	0												
43 Sean Gallagher, R (1.1) ERA: 4.35			18 1B						K	1	0	0	0	0	0	0												
36 Wilfredo Ledezma, L (4.1) ERA: 2.65										0	0	0	0	0	0	0												
48 Javier López, L (8.1) ERA: 2.65										0	0	0	0	0	0	0												
77 D.J. Carrasco, R (7.1) ERA: 3.88										0	0	0	0	0	0	0												
24 Delwyn Young, S (8.8) ERA: 3.88										0	0	0	0	0	0	0												
29 Oswaldo Robles, R (8.8) ERA: 3.88										0	0	0	0	0	0	0												
Inning Stats	R: 0 E: 0 K: 0 S: 8	H: 0 LOB: 0 BB: 0 P: 13	R: 1 E: 0 K: 1 S: 16	H: 1 LOB: 0 BB: 0 P: 23	R: 4 E: 0 K: 2 S: 28	H: 5 LOB: 2 BB: 1 P: 42	R: 0 E: 0 K: 2 S: 11	H: 0 LOB: 1 BB: 1 P: 18	R: 0 E: 0 K: 1 S: 7	H: 1 LOB: 1 BB: 1 P: 14	R: 0 E: 0 K: 0 S: 7	H: 0 LOB: 0 BB: 0 P: 11	R: 0 E: 0 K: 1 S: 5	H: 1 LOB: 0 BB: 0 P: 9	R: 1 E: 0 K: 2 S: 12	H: 1 LOB: 0 BB: 0 P: 14	R: 0 E: 0 K: 2 S: 13	H: 2 LOB: 2 BB: 0 P: 20	1B: 7 2B: 2 3B: 0 HR: 2	SF: 0 SAC: 1 DP: 1 HBP: 0	WP: 0 PB: 0 SB: 0 CS: 1	PA: 39						
PITCHER	IP	WLS	BF	H	R	ER	SO	BB	IBB	HBP	BLK	WP	HR	S	P	ERA	WHIP											
28 Aaron Cook, R (1.1) ERA: 5.08	2.1	L	14	6	5	5	2	1	0	0	0	0	1	45	68	19.29	3.000											
60 Manny Corpas, R (3.1) ERA: 4.12	2.2		10	1	0	0	4	2	0	0	0	0	0	25	42	0.00	1.125											
35 Taylor Buchholz, R (6.1) ERA: 3.6	2.0		6	1	0	0	1	0	0	0	0	0	0	12	20	0.00	0.500											
53 Randy Flores, L (8.1) ERA: 3.09	0.1		2	1	1	1	1	0	0	0	0	0	1	7	9	27.00	3.000											
34 Matt Belisle, R (8.1) ERA: 2.57	1.2		7	2	0	0	3	0	0	0	0	0	0	18	25	0.00	1.200											
Batter	1	2	3	4	5	6	7	8	9	AB	R	H	RBI	BB	SO	LOB	BOTTOM											
7 Seth Smith, L (1.7) OBP: 0.346, SLG: 0.543	18 L4-3 1B		F9		F8					5	0	3	0	0	0	1	Pittsburgh Pirates @ Colorado Rockies Coors Field, Denver, CO Wed Jul 28 2010, 6:41 PM - 9:58 PM MDT Att: 35,128 - Partly Cloudy - 83 F											
18 Jonathan Herrera, S (1.4) OBP: 0.337, SLG: 0.333	L4-3		F8		L3					5	0	0	0	0	1	5												
5 Carlos González, L (1.8) OBP: 0.339, SLG: 0.514	2 1B									3	2	2	1	1	1	0												
2 Troy Tulowitzki, R (1.6) OBP: 0.371, SLG: 0.494			F8							4	0	2	1	0	0	2												
11 Brad Hawpe, L (1.3) OBP: 0.337, SLG: 0.439	K									4	0	1	0	0	2	1												
19 Ryan Spillborghs, R (1.9) OBP: 0.358, SLG: 0.471			K		K					4	0	1	0	0	2	1												
9 Ian Stewart, L (1.5) OBP: 0.342, SLG: 0.446	F7									3	0	0	0	1	1	1												
21 Miguel Olivo, R (1.2) OBP: 0.355, SLG: 0.517	G5-3									4	0	0	0	0	1	1												
28 Aaron Cook, R (1.1) ERA: 5.08										0	0	0	0	0	0	0												
60 Manny Corpas, R (3.1) ERA: 4.12										0	0	0	0	0	0	0												
36 Wilfredo Ledezma, L (4.1) ERA: 2.65										0	0	0	0	0	0	0												
48 Javier López, L (8.1) ERA: 2.65										0	0	0	0	0	0	0												
77 D.J. Carrasco, R (7.1) ERA: 3.88										0	0	0	0	0	0	0												
24 Delwyn Young, S (8.8) ERA: 3.88										0	0	0	0	0	0	0												
29 Oswaldo Robles, R (8.8) ERA: 3.88										0	0	0	0	0	0	0												
Inning Stats	R: 1 E: 1 K: 1 S: 10	H: 3 LOB: 1 BB: 0 P: 13	R: 0 E: 0 K: 1 S: 7	H: 0 LOB: 0 BB: 0 P: 11	R: 0 E: 0 K: 0 S: 11	H: 0 LOB: 2 BB: 2 P: 26	R: 0 E: 0 K: 3 S: 10	H: 0 LOB: 1 BB: 1 P: 20	R: 0 E: 0 K: 0 S: 7	H: 3 LOB: 0 BB: 0 P: 13	R: 1 E: 0 K: 1 S: 12	H: 3 LOB: 1 BB: 0 P: 18	R: 0 E: 0 K: 1 S: 8	H: 1 LOB: 1 BB: 0 P: 12	R: 0 E: 0 K: 1 S: 7	H: 1 LOB: 1 BB: 0 P: 13	R: 0 E: 0 K: 0 S: 16	H: 2 LOB: 2 BB: 0 P: 19	1B: 7 2B: 3 3B: 0 HR: 1	SF: 0 SAC: 0 DP: 1 HBP: 0	WP: 0 PB: 0 SB: 0 CS: 0	PA: 38						
PITCHER	IP	WLS	BF	H	R	ER	SO	BB	IBB	HBP	BLK	WP	HR	S	P	ERA	WHIP											
49 Ross Ohlendorf, R (1.1) ERA: 5.08	0.2		4	3	1	0	0	0	0	0	0	0	0	7	9	0.00	4.500											
43 Sean Gallagher, R (1.1) ERA: 4.35	3.0	W	12	0	0	0	4	3	0	0	0	0	0	28	57	0.00	1.000											
36 Wilfredo Ledezma, L (4.1) ERA: 2.65	1.1		4	0	0	0	1	0	0	0	0	0	0	10	17	0.00	0.000											
48 Javier López, L (8.1) ERA: 2.65	1.0		5	3	1	1	1	0	0	0	0	0	1	12	18	9.00	3.000											
77 D.J. Carrasco, R (7.1) ERA: 3.88	1.0	H	4	1	0	0	1	0	0	0	0	0	0	8	12	0.00	1.000											
PITCHER	IP	WLS	BF	H	R	ER	SO	BB	IBB	HBP	BLK	WP	HR	S	P	ERA	WHIP											
Joel Hanrahan, R (8.1) ERA: 3.43	1.0		5	2	0	0	0	0	0	0	0	0	0	0	0	0	0.00	1.000										
29 Octavio Delcel, R (9.1) ERA: 4.29	1.0		5	2	0	0	0	0	0	0	0	0	0	0	0	0	0.00	2.000										



Batter	1	2	3	4	5	6	7	8	9	10	AB	R	H	RBI	BB	SO	LOB	TOP			
22 Andrew McCutchen, R OBP: 0.363, SLG: 0.435	G5-3		G6-3			G6-3	PO	F8			4	0	0	0	0	0	0				
31 Jose Tabata, R OBP: 0.344, SLG: 0.386	K			18 CS 1B		F9		K			4	0	1	0	0	2	0				
18 Neil Walker, S OBP: 0.340, SLG: 0.465	G4-3			46 BB 1B				K			4	0	1	0	0	2	1				
46 Garrett Jones, L OBP: 0.339, SLG: 0.448		G3								G1-3	3	0	1	0	1	0	0				
24 Pedro Alvarez, L OBP: 0.303, SLG: 0.426		K		1B		F7		G3-1		G6-3	4	0	0	0	0	1	3				
85 Lastings Milledge, R OBP: 0.336, SLG: 0.376										P2	4	0	2	0	0	0	0				
5 Ronny Cedeno, R OBP: 0.287, SLG: 0.367		G6-3																			
38 Erik Kratz, R OBP: 0.188, SLG: 0.133																					
27 Jeff Karstens, R OBP: 0.116, SLG: 0.086 24 Delany Young, S OBP: 0.306, SLG: 0.446 47 Evan Meek, R OBP: 0.306, SLG: 0.446 Joel Hanrahan, R OBP: 0.306, SLG: 0.446 Ryan Church, L OBP: 0.286, SLG: 0.312 Javier López, L OBP: 0.286, SLG: 0.312			G6-3			G4-3		F8													
Inning Stats	R: 0 E: 0 K: 1 S: 8	H: 0 LOB: 0 BB: 0 P: 16	R: 0 E: 0 K: 1 S: 8	H: 1 LOB: 1 BB: 0 P: 14	R: 0 E: 0 K: 1 S: 8	H: 0 LOB: 0 BB: 0 P: 12	R: 0 E: 0 K: 1 S: 8	H: 2 LOB: 1 BB: 0 P: 13	R: 0 E: 0 K: 0 S: 9	H: 0 LOB: 1 BB: 1 P: 16	R: 0 E: 0 K: 0 S: 8	H: 1 LOB: 2 BB: 1 P: 19	R: 0 E: 0 K: 2 S: 9	H: 0 LOB: 0 BB: 0 P: 13	R: 0 E: 0 K: 0 S: 7	H: 0 LOB: 0 BB: 0 P: 11	R: 0 E: 0 K: 1 S: 8	H: 0 LOB: 0 BB: 0 P: 11	1B: 5 2B: 1 3B: 0 HR: 0	SF: 0 SAC: 0 DP: 1 HBP: 0	WP: 0 PA: 37 PB: 0 SB: 0 CS: 1
PITCHER	IP WLS BF H R ER SO BB IBB HBP BLK WP HR S P ERA WHIP	29 Chris Carpenter, R ERA: 2.93 43 Trevor Miller, L ERA: 3.46 31 Ryan Franklin, R ERA: 2.95	8.0 0.2 1.1	30 2 4	5 0 0	0 0 0	6 0 1	3 0 0	0 0 0	0 0 0	0 0 0	0 0 0	0 0 0	63 4 11	116 6 16	0.00 0.00 0.00	1.000 0.000 0.000				

Pittsburgh Pirates @ St. Louis Cardinals
 Busch Stadium, St. Louis, MO
 Fri Jul 30 2010, 9:36 PM - 12:14 AM CDT
 Att. 44,534 - Cloudy - 76 F


AB	33
R	0
H	5
RBI	0
BB	3
SO	7
LOB	10



Batter	1	2	3	4	5	6	7	8	9	10	AB	R	H	RBI	BB	SO	LOB	BOTTOM			
3 Felipe Lopez, S OBP: 0.334, SLG: 0.394	L7		F9			F8		G4-3			4	0	0	0	0	0	0				
19 Jon Jay, L OBP: 0.447, SLG: 0.604				28 CS 1B							4	0	3	0	0	1	0				
5 Albert Pujols, R OBP: 0.397, SLG: 0.542											4	0	1	0	0	1	2				
7 Matt Holliday, R OBP: 0.377, SLG: 0.524											4	0	1	0	0	1	3				
28 Colby Rasmus, L OBP: 0.350, SLG: 0.503 Ryan Ludwick, R OBP: 0.343, SLG: 0.484											3	0	0	0	0	1	1				
4 Yadier Molina, R OBP: 0.313, SLG: 0.309											1	1	1	0	0	0	0				
13 Brendan Ryan, R OBP: 0.271, SLG: 0.286											3	0	1	0	0	0	0				
29 Chris Carpenter, R OBP: 0.152, SLG: 0.114 44 Randy Winn, S OBP: 0.319, SLG: 0.376 43 Trevor Miller, R OBP: 0.319, SLG: 0.376 31 Ryan Franklin, R OBP: 0.319, SLG: 0.376											2	0	0	0	0	1	1				
55 Skip Schumaker, L OBP: 0.323, SLG: 0.335											3	0	0	0	0	0	0				
Inning Stats	R: 0 E: 0 K: 0 S: 6	H: 1 LOB: 0 BB: 0 P: 7	R: 0 E: 0 K: 1 S: 11	H: 2 LOB: 1 BB: 0 P: 17	R: 0 E: 0 K: 0 S: 7	H: 0 LOB: 0 BB: 0 P: 7	R: 0 E: 0 K: 0 S: 8	H: 1 LOB: 0 BB: 0 P: 15	R: 0 E: 1 K: 1 S: 10	H: 1 LOB: 1 BB: 0 P: 13	R: 0 E: 0 K: 0 S: 8	H: 2 LOB: 2 BB: 0 P: 10	R: 0 E: 0 K: 0 S: 9	H: 0 LOB: 0 BB: 1 P: 17	R: 0 E: 0 K: 3 S: 9	H: 0 LOB: 0 BB: 0 P: 13	R: 1 E: 0 K: 0 S: 6	H: 2 LOB: 1 BB: 0 P: 10	1B: 8 2B: 1 3B: 0 HR: 0	SF: 0 SAC: 1 DP: 1 HBP: 0	WP: 0 PA: 36 PB: 0 SB: 0 CS: 3
PITCHER	IP WLS BF H R ER SO BB IBB HBP BLK WP HR S P ERA WHIP	27 Jeff Karstens, R ERA: 4.42 47 Evan Meek, R ERA: 1.23 Joel Hanrahan, R ERA: 3.35 Javier López, L ERA: 2.79	6.0 2.0 1.0 0.1	22 6 3	7 0 0	0 0 0	2 0 3	0 1 0	0 0 0	0 0 0	0 0 0	0 0 0	0 0 0	50 16 9	69 26 13	0.00 0.00 0.00	1.167 0.500 0.000				

Pittsburgh Pirates @ St. Louis Cardinals
 Busch Stadium, St. Louis, MO
 Fri Jul 30 2010, 9:36 PM - 12:14 AM CDT
 Att. 44,534 - Cloudy - 76 F

AB	32
R	1
H	9
RBI	1
BB	1
SO	5
LOB	8




Batter	1	2	3	4	5	6	7	8	9	AB	R	H	RBI	BB	SO	LOB	TOP				
22 Andrew McCutchen, R (1.8) OBP: 0.365, SLG: 0.438	G5-3		31 1B			G6-3		G5-3		4	0	2	0	0	0	0	Pittsburgh Pirates @ St. Louis Cardinals Busch Stadium, St. Louis, MO Sat Jul 31 2010, 6:24 PM - 9:46 PM CDT Att: 45,783 - Clear - 85 F				
31 Jose Tabata, R (1.7) OBP: 0.352, SLG: 0.394	1B		1B			G6-3		E1		4	0	3	0	0	0	1					
18 Neil Walker, S (1.4) OBP: 0.342, SLG: 0.463	1B		G4-3			P4		BB		3	0	1	0	1	0	3					
46 Garrett Jones, L (1.3) OBP: 0.336, SLG: 0.443	P2-4					G6-3		P2		4	0	0	0	0	1	5					
24 Pedro Alvarez, L (1.5) OBP: 0.295, SLG: 0.414	K					K		G4-3		4	0	0	0	0	3	0					
85 Lastings Milledge, R (1.9) OBP: 0.332, SLG: 0.314	P3					K		L9		4	0	0	0	0	2	0					
5 Ronny Cedeno, R (1.6) OBP: 0.286, SLG: 0.365	G6-3					G6-3		1B		4	0	1	0	0	0	0					
38 Erik Kratz, R (1.2) OBP: 0.167, SLG: 0.118			K			G4-3		K		4	0	0	0	0	3	1					
34 Daniel McCutchen, R (1.1) OBP: 0.100, SLG: 0.100			G1-3			G6-3				2	0	0	0	0	0	0					
6 Jeff Clement, L (8. PH) OBP: 0.235, SLG: 0.359								HR		0	0	0	0	0	0	0					
36 Wilfredo Ledezma, L (8.1) OBP: 0.273, SLG: 0.333										0	1	1	1	0	0	0					
43 Sean Gallagher, R (8.1) OBP: 0.273, SLG: 0.333										0	0	0	0	0	0	0					
Inning Stats	R: 0 H: 2 E: 0 K: 0 S: 9	H: 1 LOB: 1 BB: 0 P: 14	R: 0 H: 0 E: 0 K: 1 S: 9	H: 0 LOB: 0 BB: 0 P: 14	R: 0 H: 2 E: 0 K: 1 S: 13	H: 2 LOB: 2 BB: 0 P: 18	R: 0 H: 0 E: 0 K: 3 S: 9	H: 0 LOB: 0 BB: 0 P: 14	R: 0 H: 1 E: 0 K: 0 S: 8	H: 1 LOB: 1 BB: 0 P: 14	R: 0 H: 0 E: 0 K: 2 S: 7	H: 0 LOB: 0 BB: 0 P: 7	R: 1 H: 2 E: 1 K: 1 S: 14	H: 2 LOB: 2 BB: 1 P: 25	R: 0 H: 1 E: 0 K: 1 S: 11	H: 1 LOB: 1 BB: 0 P: 17	1B: 6 2B: 2 3B: 0 HR: 1	SF: 0 SAC: 0 DP: 1 HBP: 0	WP: 0 PB: 0 SB: 0 CS: 0	PA: 35	
PITCHER	IP WLS BF H R ER SO BB IBB HBP BLK WP HR S P ERA WHIP	5.1 W 20 5 0 0 5 0 0 0 0 0 0 49 74 0.00 0.938	0.2 H 2 0 0 0 0 0 0 0 0 0 0 5 9 0.00 0.000	1.0 3 0 0 0 2 0 0 0 0 0 0 0 7 7 0.00 0.000	0.2 4 2 1 1 1 0 0 0 0 0 1 11 18 13.50 3.000	0.1 2 0 0 0 0 1 0 0 0 0 0 0 3 7 0.00 3.000				PITCHER	IP WLS BF H R ER SO BB IBB HBP BLK WP HR S P ERA WHIP	1.0 4 4 1 0 0 1 0 0 0 0 0 0 11 17 0.00 1.000									

Batter	1	2	3	4	5	6	7	8	9	AB	R	H	RBI	BB	SO	LOB	BOTTOM				
3 Felipe Lopez, S (1.5) OBP: 0.338, SLG: 0.394	G4-3		5 1B			F7		G6-3		5	1	2	0	1	0	5	Pittsburgh Pirates @ St. Louis Cardinals Busch Stadium, St. Louis, MO Sat Jul 31 2010, 6:24 PM - 9:46 PM CDT Att: 45,783 - Clear - 85 F				
48 Mike MacDougal, S (9.1) OBP: 0.283, SLG: 0.333	BB		BB			B1-3		K2-3		4	0	0	0	0	1	3					
19 Jon Jay, L (1.9) OBP: 0.433, SLG: 0.583	G4-3		F7			B1-3		K2-3		0	1	0	0	1	0	0					
27 Tyler Greene, R (8. PH) OBP: 0.359, SLG: 0.412			F7			B1-3		K2-3		5	2	3	1	0	0	3					
5 Albert Pujols, R (1.3) OBP: 0.333, SLG: 0.333	G6-3		1B			HR		F5		0	0	0	0	0	0	0					
21 Jason LaRue, R (9.2) OBP: 0.283, SLG: 0.333			1B			HR		F5		4	2	1	2	1	0	2					
7 Matt Holliday, R (1.7) OBP: 0.377, SLG: 0.523			F8			F8		G2-3		4	3	2	3	1	0	1					
28 Colby Rasmus, L (1.8) OBP: 0.353, SLG: 0.513	F8		F8			G4-3		G2-3		4	1	3	0	1	1	1					
4 Yadier Molina, R (1.2) OBP: 0.320, SLG: 0.317			BB			K		BB		4	1	3	0	1	1	1					
55 Skip Schumaker, L (1.4) OBP: 0.327, SLG: 0.335			BB			K		BB		3	0	1	2	2	0	2					
37 Jeff Suppan, R (1.1) OBP: 0.283, SLG: 0.333			BB			K		BB		2	0	0	1	0	0	1					
36 Denry Reyes, R (8.1) OBP: 0.273, SLG: 0.333			BB			K		BB		0	0	0	0	0	0	0					
44 Randy Winn, S (8.1) OBP: 0.273, SLG: 0.333			BB			K		BB		0	0	0	0	0	0	0					
46 Kyle McClellan, R (8.1) OBP: 0.273, SLG: 0.333			BB			K		BB		0	0	0	0	0	0	0					
41 Mitchel Boggs, R (8.1) OBP: 0.273, SLG: 0.333			BB			K		BB		0	0	0	0	0	0	0					
43 Trevor Miller, L (8.1) OBP: 0.273, SLG: 0.333			BB			K		BB		0	0	0	0	0	0	0					
12 Haysley Wingo, S (8.1) OBP: 0.273, SLG: 0.333			BB			K		BB		1	0	0	0	0	0	2					
Inning Stats	R: 0 H: 0 E: 0 K: 0 S: 7	H: 2 LOB: 2 BB: 2 P: 10	R: 1 H: 2 E: 0 K: 0 S: 8	H: 2 LOB: 2 BB: 2 P: 20	R: 0 H: 1 E: 0 K: 1 S: 13	H: 1 LOB: 1 BB: 1 P: 21	R: 1 H: 0 E: 1 K: 1 S: 8	H: 0 LOB: 2 BB: 2 P: 22	R: 1 H: 1 E: 0 K: 0 S: 7	H: 1 LOB: 1 BB: 0 P: 11	R: 2 H: 3 E: 0 K: 0 S: 14	H: 3 LOB: 1 BB: 0 P: 24	R: 5 H: 6 E: 1 K: 0 S: 25	H: 6 LOB: 3 BB: 2 P: 44	R: 1 H: 2 E: 2 K: 0 S: 11	H: 2 LOB: 2 SAC: 0 DP: 1 HBP: 0	1B: 11 2B: 2 3B: 0 HR: 2	SF: 1 SAC: 0 DP: 1 HBP: 0	WP: 0 PB: 1 SB: 1 CS: 0	PA: 46	
PITCHER	IP WLS BF H R ER SO BB IBB HBP BLK WP HR S P ERA WHIP	5.2 L 28 6 4 3 1 6 0 0 0 0 0 1 18 29 4.76 2.118	1.1 7 3 2 2 1 0 0 0 0 0 0 0 1 18 29 13.50 2.250	0.1 6 4 5 5 0 1 0 0 0 0 0 0 13 21 135.00 15.000	0.2 5 2 0 0 0 1 0 0 0 0 0 0 12 23 0.00 4.500					PITCHER	IP WLS BF H R ER SO BB IBB HBP BLK WP HR S P ERA WHIP										


livebaseballscorecards.com

AB 34
R 1
H 8
RBI 1
BB 1
SO 9
LOB 10



livebaseballscorecards.com

AB 37
R 11
H 15
RBI 10
BB 8
SO 2
LOB 26




Batter	1	2	3	4	5	6	7	8	9	AB	R	H	RBI	BB	SO	LOB	TOP					
22 Andrew McCutchen, R (1.8) OBP: 0.363, SLG: 0.435										5	0	1	0	0	1	4						
31 Jose Tabata, R (1.7) OBP: 0.355, SLG: 0.397										4	0	2	0	0	0	2						
18 Neil Walker, S (1.4) OBP: 0.341, SLG: 0.456										3	0	0	0	1	0	2						
46 Garrett Jones, L (1.3) OBP: 0.333, SLG: 0.438										4	0	0	0	0	1	4						
58 Steven Jackson, R (8.1)										0	0	0	0	0	0	0						
24 Pedro Alvarez, L (1.5) OBP: 0.294, SLG: 0.410										4	0	1	0	0	3	4						
85 Lastings Milledge, R (1.9) OBP: 0.334, SLG: 0.362										4	1	2	0	0	1							
5 Ronny Cedeno, R (1.6) OBP: 0.287, SLG: 0.365										3	0	1	1	0	2	0						
73 Argenis Diaz, R (9. PH) OBP: 0.333, SLG: 0.333										1	0	1	0	0	0	0						
35 Jason Jaramillo, S (1.2) OBP: 0.222, SLG: 0.210										4	0	1	0	0	0	3						
57 Zach Duke, L (1.1) OBP: 0.156, SLG: 0.167										1	0	0	0	0	0	0						
65 Justin Thomas, L (6.1)										0	0	0	0	0	0	0						
15 Andy LaRoche, R (7. PH) OBP: 0.295, SLG: 0.304										0	0	0	0	0	0	0						
43 Sean Gallagher, R (7.1)										0	0	0	0	0	0	0						
6 Jeff Clement, L (8.3) OBP: 0.241, SLG: 0.364										1	0	1	0	0	0	0						
Inning Stats	R: 0 E: 0 K: 2 S: 13	H: 2 LOB: 2 BB: 0 P: 21	R: 1 E: 0 K: 0 S: 8	H: 2 LOB: 0 BB: 0 P: 12	R: 0 E: 0 K: 0 S: 6	H: 0 LOB: 0 BB: 0 P: 12	R: 0 E: 0 K: 1 S: 9	H: 0 LOB: 0 BB: 0 P: 11	R: 0 E: 1 K: 1 S: 16	H: 1 LOB: 2 BB: 0 P: 26	R: 0 E: 0 K: 0 S: 8	H: 1 LOB: 1 BB: 0 P: 13	R: 0 E: 0 K: 1 S: 10	H: 0 LOB: 0 BB: 0 P: 14	R: 0 E: 0 K: 2 S: 14	H: 1 LOB: 2 BB: 1 P: 25	R: 0 E: 0 K: 0 S: 11	H: 3 LOB: 2 BB: 0 P: 15	1B: 9 2B: 0 3B: 1 HR: 0	SF: 0 SAC: 1 DP: 2 HBP: 0	WP: 0 PB: 0 CS: 0	PA: 37
PITCHER	IP	WLS	BF	H	R	ER	SO	BB	IBB	HBP	BLK	WP	HR	S	P	ERA	WHIP					
50 Adam Wainwright, R (1.1) ERA: 2.19	7.0	W	27	6	1	1	5	0	0	0	0	0	0	70	109	1.29	0.857					
30 Jason Motte, R (8.1) ERA: 2.34	0.1		2	1	0	0	1	0	0	0	0	0	0	7	14	0.00	3.000					
36 Denny Reyes, L (8.1) ERA: 3.0	0.2		3	0	0	0	1	1	0	0	0	0	0	7	11	0.00	1.500					
41 Mitchell Boggs, R (9.1) ERA: 3.23	1.0		5	3	0	0	0	0	0	0	0	0	0	11	15	0.00	3.000					

Pittsburgh Pirates @ St. Louis Cardinals
 Busch Stadium, St. Louis, MO
 Sun Aug 01 2010, 1:20 PM - 4:09 PM CDT
 Att: 43,338 - Sunny - 85 F

livebaseballscores.com

AB	35
R	1
H	10
RBI	1
BB	1
SO	7
LOB	20




Batter	1	2	3	4	5	6	7	8	9	AB	R	H	RBI	BB	SO	LOB	BOTTOM				
3 Felipe Lopez, S (1.5) OBP: 0.335, SLG: 0.388										4	0	0	0	1	1	5					
19 Jon Jay, L (1.9) OBP: 0.427, SLG: 0.571										4	1	1	1	0	0	1					
44 Randy Winn, S (8. PH) OBP: 0.327, SLG: 0.376										0	0	0	1	1	0	0					
5 Albert Pujols, R (1.3) OBP: 0.398, SLG: 0.555										4	1	1	2	0	0	0					
21 Jason LaRue, R (6. PH) OBP: 0.279, SLG: 0.327										1	0	0	0	0	0	3					
7 Matt Holliday, R (1.7) OBP: 0.376, SLG: 0.528										4	1	1	1	0	0	0					
55 Skip Schumaker, L (9.7) OBP: 0.327, SLG: 0.335										0	0	0	0	0	0	0					
4 Yadier Molina, R (1.2) OBP: 0.319, SLG: 0.317										4	1	1	0	0	0	0					
28 Colby Rasmus, L (1.8) OBP: 0.355, SLG: 0.516										4	1	2	0	0	1	1					
13 Brendan Ryan, R (1.6) OBP: 0.284, SLG: 0.302										3	3	3	0	1	0	0					
50 Adam Wainwright, R (1.1) OBP: 0.254, SLG: 0.246										3	1	2	1	0	0	1					
30 Jason Motte, R (8.1) ERA: 9.0										0	0	0	0	0	0	0					
36 Denny Reyes, R (8.1) ERA: 4.86										1	0	0	0	0	0	0					
34 Nick Stavinoha, R (8. PH) OBP: 0.299, SLG: 0.348										0	0	0	0	0	0	0					
41 Mitchell Boggs, R (9.1) ERA: 9.95										0	0	0	0	0	0	0					
12 Aaron Miles, S (1.4) OBP: 0.343, SLG: 0.354										3	0	2	3	0	0	2					
Inning Stats	R: 0 E: 0 K: 0 S: 11	H: 0 LOB: 0 BB: 0 P: 18	R: 0 E: 0 K: 1 S: 7	H: 0 LOB: 0 BB: 0 P: 13	R: 1 E: 0 K: 0 S: 9	H: 1 LOB: 1 BB: 1 P: 13	R: 0 E: 0 K: 0 S: 8	H: 0 LOB: 0 BB: 0 P: 14	R: 5 E: 0 K: 0 S: 21	H: 6 LOB: 0 BB: 0 P: 32	R: 0 E: 0 K: 0 S: 11	H: 3 LOB: 2 BB: 0 P: 17	R: 0 E: 0 K: 0 S: 7	H: 0 LOB: 0 BB: 0 P: 15	R: 3 E: 0 K: 1 S: 17	H: 4 LOB: 3 BB: 2 P: 32	1B: 10 2B: 2 3B: 0 HR: 2	SF: 1 SAC: 0 DP: 1 HBP: 0	WP: 0 PB: 0 CS: 1	PA: 39	
PITCHER	IP	WLS	BF	H	R	ER	SO	BB	IBB	HBP	BLK	WP	HR	S	P	ERA	WHIP				
57 Zach Duke, L (1.1) ERA: 5.36	5.0	L	22	7	6	6	1	0	0	0	0	0	0	56	90	10.80	1.600				
65 Justin Thomas, L (6.1)	1.0		5	3	0	0	0	0	0	0	0	0	0	11	17	0.00	3.000				
43 Sean Gallagher, R (7.1) ERA: 4.86	1.0		3	0	0	0	0	0	0	0	0	0	0	7	15	0.00	0.000				
58 Steven Jackson, R (8.1) ERA: 9.95	1.0		9	4	3	3	1	2	0	0	0	0	1	17	32	27.00	6.000				

Pittsburgh Pirates @ St. Louis Cardinals
 Busch Stadium, St. Louis, MO
 Sun Aug 01 2010, 1:20 PM - 4:09 PM CDT
 Att: 43,338 - Sunny - 85 F

livebaseballscores.com

AB	35
R	9
H	14
RBI	9
BB	3
SO	2
LOB	13



Batter	1	2	3	4	5	6	7	8	9	AB	R	H	RBI	BB	SO	LOB	TOP			
4 Brandon Phillips, R OBP: 0.345, SLG: 0.465										3	2	2	0	2	0	0	Cincinnati Reds @ Pittsburgh Pirates PNC Park, Pittsburgh, PA Mon Aug 02 2010, 7:08 PM - 9:52 PM EDT Att: 15,172 - Cloudy - 82 F			
2 Orlando Cabrera, R OBP: 0.302, SLG: 0.339 53 Arthur Rhodes, L (9, 1)										3	0	0	0	2	0	2				
43 Miguel Cairo, R OBP: 0.367, SLG: 0.421										3	0	1	2	0	0	3				
27 Scott Rolen, R OBP: 0.370, SLG: 0.558										4	0	0	0	0	2	2				
31 Jonny Gomes, R OBP: 0.319, SLG: 0.450 50 Russ Springer, R (8, 1)										4	1	1	0	0	1	2				
7 Paul Janish, R OBP: 0.370, SLG: 0.413										4	0	1	0	0	2	2				
32 Jay Bruce, L OBP: 0.326, SLG: 0.415										3	1	2	1	0	0	0				
28 Chris Heisey, R OBP: 0.373, SLG: 0.584 (8, 7)										4	0	0	1	0	0	3				
29 Ryan Hanigan, R OBP: 0.406, SLG: 0.410 ERA: 4.41										3	0	0	0	0	2	3				
30 Travis Wood, R OBP: 0.118, SLG: 0.235 6 Drew Stubbs, R OBP: 0.296, SLG: 0.390										1	0	0	0	0	1	0				
Inning Stats	R: 1 E: 0 K: 2 S: 14	H: 1 LOB: 2 BB: 2 P: 27	R: 0 E: 0 K: 0 S: 15	H: 1 LOB: 3 BB: 2 P: 29	R: 1 E: 0 K: 2 S: 17	H: 2 LOB: 2 BB: 0 P: 28	R: 1 E: 0 K: 0 S: 7	H: 1 LOB: 0 BB: 0 P: 11	R: 0 E: 0 K: 1 S: 6	H: 0 LOB: 0 BB: 0 P: 10	R: 0 E: 0 K: 0 S: 5	H: 0 LOB: 0 BB: 0 P: 9	R: 0 E: 0 K: 1 S: 9	H: 1 LOB: 0 BB: 0 P: 12	R: 0 E: 0 K: 1 S: 8	H: 1 LOB: 0 BB: 0 P: 9	1B: 4 2B: 2 3B: 0 HR: 1	SF: 1 SAC: 0 DP: 1 HBP: 1	WP: 0 PB: 0 SB: 1 CS: 0	PA: 38
PITCHER	IP WLS BF H R ER SO	IP WLS BF H R ER SO	IP WLS BF H R ER SO	IP WLS BF H R ER SO	IP WLS BF H R ER SO	IP WLS BF H R ER SO	IP WLS BF H R ER SO	IP WLS BF H R ER SO	IP WLS BF H R ER SO	IP WLS BF H R ER SO	IP WLS BF H R ER SO	IP WLS BF H R ER SO	IP WLS BF H R ER SO	IP WLS BF H R ER SO	IP WLS BF H R ER SO	IP WLS BF H R ER SO	ERA WHIP	ERA WHIP	ERA WHIP	ERA WHIP
49 Ross Ohlendorf, R ERA: 4.41	5.0 L 25 5 3 3 4	2.0 6 0 0 0 1	1.0 1 1 1 2	1.0 3 1 0 0 1	0.0 0 0 0 0	0.0 0 0 0 0	0.0 0 0 0 0	0.0 0 0 0 0	0.0 0 0 0 0	0.0 0 0 0 0	0.0 0 0 0 0	0.0 0 0 0 0	0.0 0 0 0 0	0.0 0 0 0 0	0.0 0 0 0 0	0.0 0 0 0 0	5.40 1.800	5.40 1.800	5.40 1.800	5.40 1.800
36 Wilfredo Ledezma, L ERA: 12.27	2.0 6 0 0 0 1	1.0 1 1 1 2	1.0 3 1 0 0 1	0.0 0 0 0 0	0.0 0 0 0 0	0.0 0 0 0 0	0.0 0 0 0 0	0.0 0 0 0 0	0.0 0 0 0 0	0.0 0 0 0 0	0.0 0 0 0 0	0.0 0 0 0 0	0.0 0 0 0 0	0.0 0 0 0 0	0.0 0 0 0 0	0.0 0 0 0 0	12.27 4.000	12.27 4.000	12.27 4.000	12.27 4.000
Joel Hanrahan, R ERA: 3.47	1.0 1 1 1 2	1.0 3 1 0 0 1	0.0 0 0 0 0	0.0 0 0 0 0	0.0 0 0 0 0	0.0 0 0 0 0	0.0 0 0 0 0	0.0 0 0 0 0	0.0 0 0 0 0	0.0 0 0 0 0	0.0 0 0 0 0	0.0 0 0 0 0	0.0 0 0 0 0	0.0 0 0 0 0	0.0 0 0 0 0	0.0 0 0 0 0	3.47 1.000	3.47 1.000	3.47 1.000	3.47 1.000
65 Justin Thomas, L ERA: 7.71	1.0 3 1 0 0 1	0.0 0 0 0 0	0.0 0 0 0 0	0.0 0 0 0 0	0.0 0 0 0 0	0.0 0 0 0 0	0.0 0 0 0 0	0.0 0 0 0 0	0.0 0 0 0 0	0.0 0 0 0 0	0.0 0 0 0 0	0.0 0 0 0 0	0.0 0 0 0 0	0.0 0 0 0 0	0.0 0 0 0 0	0.0 0 0 0 0	7.71 1.000	7.71 1.000	7.71 1.000	7.71 1.000

Batter	1	2	3	4	5	6	7	8	9	AB	R	H	RBI	BB	SO	LOB	BOTTOM					
22 Andrew McCutchen, R OBP: 0.359, SLG: 0.430										4	0	0	0	0	1	1	Cincinnati Reds @ Pittsburgh Pirates PNC Park, Pittsburgh, PA Mon Aug 02 2010, 7:08 PM - 9:52 PM EDT Att: 15,172 - Cloudy - 82 F					
31 Jose Tabata, R OBP: 0.348, SLG: 0.388										4	0	0	0	0	0	0						
18 Neil Walker, S OBP: 0.339, SLG: 0.452										4	0	1	0	0	1	0						
46 Garrett Jones, L OBP: 0.330, SLG: 0.434										4	0	0	0	0	0	1						
19 Chris Snyder, R OBP: 0.347, SLG: 0.419										3	0	0	0	0	1	0						
85 Lastinos Milledge, R OBP: 0.334, SLG: 0.361										3	0	1	0	0	0	0						
15 Andy LaRoche, R OBP: 0.291, SLG: 0.300										3	0	0	0	0	1	1						
5 Ronny Cedeno, R OBP: 0.287, SLG: 0.362										2	0	0	0	1	0	0						
49 Ross Ohlendorf, R ERA: 4.41 6 Jeff Clement, L OBP: 0.136, SLG: 0.050 36 Wilfredo Ledezma, L ERA: 12.27 Joel Hanrahan, R ERA: 3.47 24 Delwyn Young, S ERA: 1.90 65 Justin Thomas, L ERA: 7.71										1	0	0	0	0	1	0						
Inning Stats	R: 0 E: 0 K: 0 S: 13	H: 1 LOB: 1 BB: 0 P: 21	R: 0 E: 0 K: 1 S: 8	H: 0 LOB: 0 BB: 0 P: 14	R: 0 E: 0 K: 1 S: 10	H: 0 LOB: 0 BB: 0 P: 12	R: 0 E: 0 K: 1 S: 8	H: 0 LOB: 0 BB: 0 P: 9	R: 0 E: 0 K: 0 S: 16	H: 1 LOB: 2 BB: 1 P: 27	R: 0 E: 0 K: 0 S: 8	H: 0 LOB: 0 BB: 0 P: 12	R: 0 E: 0 K: 1 S: 6	H: 0 LOB: 0 BB: 0 P: 8	R: 0 E: 0 K: 1 S: 12	H: 1 LOB: 1 BB: 0 P: 15	R: 0 E: 0 K: 0 S: 8	H: 0 LOB: 0 BB: 0 P: 10	1B: 3 2B: 0 3B: 0 HR: 0	SF: 0 SAC: 0 DP: 0 HBP: 0	WP: 0 PB: 0 SB: 0 CS: 0	PA: 31
PITCHER	IP WLS BF H R ER SO	IP WLS BF H R ER SO	IP WLS BF H R ER SO	IP WLS BF H R ER SO	IP WLS BF H R ER SO	IP WLS BF H R ER SO	IP WLS BF H R ER SO	IP WLS BF H R ER SO	IP WLS BF H R ER SO	IP WLS BF H R ER SO	IP WLS BF H R ER SO	IP WLS BF H R ER SO	IP WLS BF H R ER SO	IP WLS BF H R ER SO	IP WLS BF H R ER SO	IP WLS BF H R ER SO	ERA WHIP	ERA WHIP	ERA WHIP	ERA WHIP		
30 Travis Wood, L ERA: 2.42	7.0 W 24 2 0 0 4	1.0 4 1 0 0 1	1.0 3 0 0 0 0	0.0 0 0 0 0	0.0 0 0 0 0	0.0 0 0 0 0	0.0 0 0 0 0	0.0 0 0 0 0	0.0 0 0 0 0	0.0 0 0 0 0	0.0 0 0 0 0	0.0 0 0 0 0	0.0 0 0 0 0	0.0 0 0 0 0	0.0 0 0 0 0	0.0 0 0 0 0	2.42 0.429	2.42 0.429	2.42 0.429	2.42 0.429		
50 Russ Springer, R ERA: 1.49	1.0 4 1 0 0 1	1.0 3 0 0 0 0	0.0 0 0 0 0	0.0 0 0 0 0	0.0 0 0 0 0	0.0 0 0 0 0	0.0 0 0 0 0	0.0 0 0 0 0	0.0 0 0 0 0	0.0 0 0 0 0	0.0 0 0 0 0	0.0 0 0 0 0	0.0 0 0 0 0	0.0 0 0 0 0	0.0 0 0 0 0	0.0 0 0 0 0	1.49 0.000	1.49 0.000	1.49 0.000	1.49 0.000		
53 Arthur Rhodes, L ERA: 1.49	1.0 3 0 0 0 0	0.0 0 0 0 0	0.0 0 0 0 0	0.0 0 0 0 0	0.0 0 0 0 0	0.0 0 0 0 0	0.0 0 0 0 0	0.0 0 0 0 0	0.0 0 0 0 0	0.0 0 0 0 0	0.0 0 0 0 0	0.0 0 0 0 0	0.0 0 0 0 0	0.0 0 0 0 0	0.0 0 0 0 0	0.0 0 0 0 0	1.49 0.000	1.49 0.000	1.49 0.000	1.49 0.000		

AB	32
R	4
H	7
RBI	4
BB	4
SO	8
LOB	17



AB	30
R	0
H	3
RBI	0
BB	1
SO	5
LOB	5



Batter	1	2	3	4	5	6	7	8	9	AB	R	H	RBI	BB	SO	LOB	TOP								
4 Brandon Phillips, R OBP: 0.348, SLG: 0.472	(1,4) 2-2 B FF 87 S CH 80 B SI 88 X CH 82 43 BB 1B		X SI 86 0-0 F9		C SI 87 1-1 B CU 80 X SI 89 G4-3		X CH 81 0-0 7 1B 43 G3-1 2B	B CU 80 1-2 B FF 84 S CU 84 X CU 82 1-H 2-H 2B		5	1	3	2	0	0	1									
7 Paul Janish, R OBP: 0.384, SLG: 0.403	(1,6) 2-1 B SI 88 S CH 87 C CH 83 1 SAFE X SL 86 P3		C CU 72 0-3 S SL 84 S SL 82 K		B SI 89 2-1 C CH 83 B FC 85 X SL 84 P3		C SL 82 1-2 B SI 82 C CU 72 X SL 80 43 G3-1 1B	B SI 88 4-0 B SI 88 1 IN 52 IBB		4	0	1	0	0	1	2									
19 Joey Votto, L OBP: 0.421, SLG: 0.600	(8,3) (8,3)									0	0	0	0	1	0	0									
43 Miguel Cairo, R OBP: 0.368, SLG: 0.417	(1,3) (8,6) B CH 82 4-0 B SI 87 1 SAFE B FF 86 27 G5-4-3 BB		C SI 87 1-2 S CU 72 F SL 81 B FC 83 X SI 88 32 FC3-6 28 1B 1B		C CU 70 0-1 X CU 69 F7		B FF 85 2-1 B FF 85 F FC 85 X FC 84 43 G3-1 1B	C FC 84 0-1 X CU 84 P4		4	1	1	1	1	0	3									
27 Scott Rolen, R OBP: 0.370, SLG: 0.556	(1,5) (8,3) X SL 86 0-0 G5-4-3		B SI 88 2-2 B SI 88 B CU 73 B FF 88 X CH 80 F7		X SI 87 0-0 F7		B FF 86 2-2 B FF 86 B CU 82 F FC 86 X CU 84 32 FC1-6 28 1B 1B	B FF 87 1-1 X SL 85 1B		5	1	2	0	0	0	4									
31 Jonny Gomes, R OBP: 0.320, SLG: 0.448	(1,7) (8,6) C CU 69 0-1 X SI 87 G6-3		C SI 87 4-2 1 SAFE B CH 81 F CU 73 B FF 88 B CH 81 B CH 89 32 FC3-6 BB		C CH 82 1-1 X SI 87 32 FC1-6 1B		C CU 84 1-3 B FF 86 F FC 86 F CU 84 S CU 84 K	X SL 85 0-0 P5		4	0	1	0	1	1	2									
32 Jay Bruce, L OBP: 0.322, SLG: 0.410	(1,9) (8,3) C SI 87 2-1 B SI 88 X SL 81 F7		B FF 89 2-1 S SL 81 X FF 90 FC3-6 28 1B 1B		S SL 83 2-1 B SI 81 B SI 80 X SI 89 FC1-6 28 1B 55 1B 1B		F FC 84 1-3 B FF 86 F FC 86 F CU 84 S CU 81 K	B FF 87 1-3 S SL 85 K		5	1	0	0	0	2	5									
28 Chris Heisey, R OBP: 0.393, SLG: 0.581	(1,8) (8,3) B CH 83 1-1 F CH 80 X CH 80 L7		C CU 72 2-2 D FF 89 B SI 84 X FC 85 55 FC6-4 1B		X SI 89 0-0 55 1B 1B		B FC 84 4-2 L FF 83 B FC 84 F FC 84 F FC 84 B FC 84 B FC 84 B FC 84 B FC 84 17 BB 4 2B BB	C SI 86 1-3 C SI 86 D SL 86 B FC 86 B FC 86 K		4	1	2	2	1	1	1									
55 Ramon Hernandez, R OBP: 0.357, SLG: 0.415	(1,2) (8,1) B SI 88 1-1 X CH 84 G4-3		B SI 88 1-1 X CH 84 FC6-4		F CH 81 0-1 X FF 89 55 1B 1B		C FC 83 3-2 B SI 83 B SI 83 B SI 83 B SI 83 B SI 83 B SI 83 B SI 83 F9		4	0	1	1	0	0	3										
44 Mike Leake, R OBP: 0.438, SLG: 0.391	(1,1) (8,PH) E: 0 K: 0 S: 6 H: 1 LOB: 1 BB: 1 P: 14		B CU 68 2-0 H SI 89 HBP		C SI 85 0-3 S SL 82 K2-3		B SI 81 1-0 X SL 82 F7		B CU 80 4-1 B FC 84 S FC 83 S FF 83 4 2B BB		1	0	0	0	0	1	0								
64 Justin Francisco, L OBP: 0.185, SLG: 0.240	(8,1) (8,1)									0	0	0	0	0	0	0									
62 Jordan Smith, R ERA: 2.35	(8,1) (8,1)									0	0	0	0	0	0	0									
45 Bill Bray, L ERA: 4.76	(8,1) (8,1)									0	0	0	0	0	0	0									
17 Laynce Nix, L OBP: 0.302, SLG: 0.455	(8,1) (8,1)									0	0	0	0	0	0	0									
66 Logan Ondrusek, R ERA: 3.27	(8,1) (8,1)									0	0	0	0	0	0	0									
Inning Stats	R: 0 E: 0 K: 0 S: 6	H: 1 LOB: 1 BB: 1 P: 14	R: 0 E: 0 K: 0 S: 6	H: 0 LOB: 0 BB: 0 P: 9	R: 0 E: 0 K: 1 S: 6	H: 0 LOB: 1 BB: 0 P: 9	R: 1 E: 0 K: 0 S: 16	H: 2 LOB: 2 BB: 1 P: 28	R: 0 E: 0 K: 1 S: 7	H: 0 LOB: 0 BB: 0 P: 10	R: 2 E: 0 K: 0 S: 11	H: 4 LOB: 2 BB: 0 P: 15	R: 1 E: 0 K: 1 S: 14	H: 2 LOB: 1 BB: 0 P: 20	R: 2 E: 0 K: 1 S: 18	H: 1 LOB: 2 BB: 3 P: 35	R: 0 E: 0 K: 2 S: 9	H: 1 LOB: 1 BB: 0 P: 12	1B: 9 2B: 2 3B: 0 HR: 0	SF: 0 SAC: 0 DP: 1 HBP: 1	WP: 0 PB: 0 SB: 0 CS: 0	PA: 43			
PITCHER	IP WLS BF H R ER SO BB IBB HBP BLK WP HR S P ERA WHIP	IP WLS BF H R ER SO BB IBB HBP BLK WP HR S P ERA WHIP	IP WLS BF H R ER SO BB IBB HBP BLK WP HR S P ERA WHIP	IP WLS BF H R ER SO BB IBB HBP BLK WP HR S P ERA WHIP	IP WLS BF H R ER SO BB IBB HBP BLK WP HR S P ERA WHIP	IP WLS BF H R ER SO BB IBB HBP BLK WP HR S P ERA WHIP	IP WLS BF H R ER SO BB IBB HBP BLK WP HR S P ERA WHIP	IP WLS BF H R ER SO BB IBB HBP BLK WP HR S P ERA WHIP	IP WLS BF H R ER SO BB IBB HBP BLK WP HR S P ERA WHIP	IP WLS BF H R ER SO BB IBB HBP BLK WP HR S P ERA WHIP	IP WLS BF H R ER SO BB IBB HBP BLK WP HR S P ERA WHIP	IP WLS BF H R ER SO BB IBB HBP BLK WP HR S P ERA WHIP	IP WLS BF H R ER SO BB IBB HBP BLK WP HR S P ERA WHIP	IP WLS BF H R ER SO BB IBB HBP BLK WP HR S P ERA WHIP	IP WLS BF H R ER SO BB IBB HBP BLK WP HR S P ERA WHIP	IP WLS BF H R ER SO BB IBB HBP BLK WP HR S P ERA WHIP	IP WLS BF H R ER SO BB IBB HBP BLK WP HR S P ERA WHIP	IP WLS BF H R ER SO BB IBB HBP BLK WP HR S P ERA WHIP	IP WLS BF H R ER SO BB IBB HBP BLK WP HR S P ERA WHIP	IP WLS BF H R ER SO BB IBB HBP BLK WP HR S P ERA WHIP	IP WLS BF H R ER SO BB IBB HBP BLK WP HR S P ERA WHIP	IP WLS BF H R ER SO BB IBB HBP BLK WP HR S P ERA WHIP	IP WLS BF H R ER SO BB IBB HBP BLK WP HR S P ERA WHIP	IP WLS BF H R ER SO BB IBB HBP BLK WP HR S P ERA WHIP	IP WLS BF H R ER SO BB IBB HBP BLK WP HR S P ERA WHIP

Cincinnati Reds @ Pittsburgh Pirates
PNC Park, Pittsburgh, PA
Tue Aug 03 2010, 8:32 PM - 11:21 PM EDT
Att: 13,623 - Cloudy - 75 F

AB	37
R	6
H	11
RBI	6
BB	5
SO	6
LOB	23



Batter	1	2	3	4	5	6	7	8	9	AB	R	H	RBI	BB	SO	LOB	BOTTOM									
22 Andrew McCutchen, R OBP: 0.360, SLG: 0.429	(1,8) 1-0 B SI 86 X FC 87 F8	B FC 88 2-2 F SI 81 H FF 90 31 1B 18 2B HBP		C FC 88 0-3 P FC 87 FC 90 K		B SI 82 2-3 S FF 82 F SI 82 S SI 82 K				1	0	0	0	0	0	0										
24 Delwyn Young, S OBP: 0.355, SLG: 0.444	(2,PH) (3,9)									2	1	0	0	0	2	1										
31 Jose Tabata, R OBP: 0.351, SLG: 0.391	(1,7) (3,8) C SI 88 0-1 X FF 90 G3	C SI 88 2-2 S SI 81 D SL 84 X SL 82 18 2B 1B		B SI 87 1-0 X FC 88 E1 18 1B 1B		B SI 82 1-0 X SI 92 L6				4	2	2	1	0	0	1										
18 Neil Walker, S OBP: 0.346, SLG: 0.463	(1,4) (8,1) C SI 88 0-2 F FC 89 F SI 90 X FC 90 G6-3	B KC 76 1-0 X FC 88 18 2B 1B		F SI 89 1-2 F FC 79 B FF 89 X FC 82 46 FC6-4 1B		B CH 83 1-2 S SI 82 X SL 82 1B				4	0	3	4	0	0	0										
46 Garrett Jones, L OBP: 0.327, SLG: 0.430	(1,3) (8,1) B SI 88 4-2 B SI 88 B CU 73 B FF 88 X CH 80 G4-3		C SI 88 1-3 S CH 84 S CH 83 C SI 90 K		F KC 77 1-1 X CH 83 G4-6-3		C CU 79 0-1 X FC 90 F8			3	1	0	0	1	1	1										
24 Pedro Alvarez, L OBP: 0.293, SLG: 0.401	(1,5) (8,1) C SI 88 4-2 F FC 89 B SI 91 B SI 91 B SI 91 85 E 19 1B BB		X SI 86 0-0 F9		C FC 91 0-1 X FC 90 FC5-4 1B		B FC 89 2-2 B FC 89 B CU 82 F FC 89 F FC 89 X SI 94 G1-3			4	1	1	0	0	0	1										
85 Lastinos Millidge, R OBP: 0.333, SLG: 0.380	(1,9) (3,7) X SI 86 0-0 E5 19 1B		X SI 86 0-0 F9		C FC 91 2-3 1 SAFE S SL 78 B SI 78 1 SAFE F SI 90 S FF 92 K		C FC 91 4-2 B FC 89 B FC 89 B CU 78 B FC 90 5 1B BB			3	1	1	2	1	1	1										
19 Chris Snyder, R OBP: 0.350, SLG: 0.418	(1,2) (8,1) X SI 90 0-0 22 HBP 31 1B 28 1B 1B		B SI 89 1-0 X FF 89 G6-3		B SI 78 2-1 1 SAFE B SI 80 F SI 82 1 SAFE X SI 91 FC5-4 28 CS 1B		C FC 87 1-1 X FC 87 5 1B BB			4	0	1	0	0	0	2										
5 Ronny Cedeno, R OBP: 0.287, SLG: 0.361	(1,6) (8,1) C SI 88 2-1 B FC 89 X FC 88 P5		C SI 88 0-1 X SL 89 F8		B SI 80 2-1 1 SAFE B SI 80 F SI 82 1 SAFE X SI 91 FC5-4 28 CS 1B		C FC 87 1-1 X FC 87 5 1B BB			4	0	1	0	0	0	2										
28 Paul Maholm, L OBP: 0.111, SLG: 0.091	(1,1) (8,1) B SI 89 2-1 B SI 89 X SI 89 G4-3		C SI 88 0-1 X FC 87 G4-3		1 SAFE B SI 91 F SI 92 CS		C CU 78 1-1 X CH 79 G3-1			2	1	1	0	0	0	0										
47 Evan Meek, R OBP: 1.000, SLG: 1.000	(7,1) (8,PH) B SI 89 2-1 B SI 89 X SI 89 31 1B 22 HBP 18 2B 1B									1	0	1	0	0	0	0										
6 Jeff Clement, L OBP: 0.237, SLG: 0.359	(8,PH) (8,1) B SI 89 2-1 B SI 89 X SI 89 31 1B 22 HBP 18 2B 1B									1	0	0	0	0	0	2										
Joel Hanrahan, R ERA: 3.27	(8,1) (8,1)									0	0	0	0	0	0	0										
Inning Stats	R: 0 E: 0 K: 0 S: 7	H: 0 LOB: 0 BB: 0 P: 8	R: 6 E: 1 K: 0 S: 18	H: 4 LOB: 2 BB: 1 P: 33	R: 0 E: 0 K: 1 S: 5	H: 0 LOB: 0 BB: 0 P: 7	R: 0 E: 0 K: 1 S: 8	H: 0 LOB: 0 BB: 0 P: 8	R: 1 E: 0 K: 0 S: 9	H: 2 LOB: 0 BB: 0 P: 13	R: 0 E: 0 K: 1 S: 9	H: 1 LOB: 0 BB: 0 P: 15	R: 0 E: 0 K: 1 S: 11	H: 2 LOB: 2 BB: 0 P: 16	R: 0 E: 0 K: 0 S: 13	H: 1 LOB: 2 BB: 1 P: 21	R: 0 E: 0 K: 2 S: 9	H: 1 LOB: 1 BB: 0 P: 12	1B: 9 2B: 1 3B: 0 HR: 0	SF: 0 SAC: 0 DP: 1 HBP: 1	WP: 0 PB: 0 SB: 0 CS: 1	PA: 37				
PITCHER	IP WLS BF H R ER SO BB IBB HBP BLK WP HR S P ERA WHIP	IP WLS BF H R ER SO BB IBB HBP BLK WP HR S P ERA WHIP	IP WLS BF H R ER SO BB IBB HBP BLK WP HR S P ERA WHIP	IP WLS BF H R ER SO BB IBB HBP BLK WP HR S P ERA WHIP	IP WLS BF H R ER SO BB IBB HBP BLK WP HR S P ERA WHIP	IP WLS BF H R ER SO BB IBB HBP BLK WP HR S P ERA WHIP	IP WLS BF H R ER SO BB IBB HBP BLK WP HR S P ERA WHIP	IP WLS BF H R ER SO BB IBB HBP BLK WP HR S P ERA WHIP	IP WLS BF H R ER SO BB IBB HBP BLK WP HR S P ERA WHIP	IP WLS BF H R ER SO BB IBB HBP BLK WP HR S P ERA WHIP	IP WLS BF H R ER SO BB IBB HBP BLK WP HR S P ERA WHIP	IP WLS BF H R ER SO BB IBB HBP BLK WP HR S P ERA WHIP	IP WLS BF H R ER SO BB IBB HBP BLK WP HR S P ERA WHIP	IP WLS BF H R ER SO BB IBB HBP BLK WP HR S P ERA WHIP	IP WLS BF H R ER SO BB IBB HBP BLK WP HR S P ERA WHIP	IP WLS BF H R ER SO BB IBB HBP BLK WP HR S P ERA WHIP	IP WLS BF H R ER SO BB IBB HBP BLK WP HR S P ERA WHIP	IP WLS BF H R ER SO BB IBB HBP BLK WP HR S P ERA WHIP	IP WLS BF H R ER SO BB IBB HBP BLK WP HR S P ERA WHIP	IP WLS BF H R ER SO BB IBB HBP BLK WP HR S P ERA WHIP	IP WLS BF H R ER SO BB IBB HBP BLK WP HR S P ERA WHIP	IP WLS BF H R ER SO BB IBB HBP BLK WP HR S P ERA WHIP	IP WLS BF H R ER SO BB IBB HBP BLK WP HR S P ERA WHIP	IP WLS BF H R ER SO BB IBB HBP BLK WP HR S P ERA WHIP	IP WLS BF H R ER SO BB IBB HBP BLK WP HR S P ERA WHIP	IP WLS BF H R ER SO BB IBB HBP BLK WP HR S P ERA WHIP

Cincinnati Reds @ Pittsburgh Pirates
PNC Park, Pittsburgh, PA
Tue Aug 03 2010, 8:32 PM - 11:21 PM EDT
Att: 13,623 - Cloudy - 75 F

AB	33
R	7
H	10
RBI	7
BB	2
SO	4
LOB	14



Batter	1	2	3	4	5	6	7	8	9	AB	R	H	RBI	BB	SO	LOB	TOP						
4 Brandon Phillips, R OBP: 0.346, SLG: 0.468										5	0	1	0	0	1	1	Cincinnati Reds @ Pittsburgh Pirates PNC Park, Pittsburgh, PA Wed Aug 04 2010, 12:38 PM - 3:39 PM EDT Att: 20,420 - Partly Cloudy - 84 F						
28 Chris Heisey, R OBP: 0.384, SLG: 0.571										5	2	2	0	0	1	1							
19 Joey Votto, L OBP: 0.423, SLG: 0.604										4	1	2	1	1	0	0							
31 Jonny Gomes, R OBP: 0.329, SLG: 0.389 50 Russ Springer, R 45 Bill Bray, L 27 Scott Rolen, R 53 Arthur Rhodes, L 40 Nick Masset, R										4	2	3	1	0	0	1							
64 Juan Francisco, L OBP: 0.333, SLG: 0.417										5	1	3	1	0	1	3							
17 Lance Nix, L OBP: 0.326, SLG: 0.473										4	1	2	1	0	0	3							
55 Ramon Hernandez, R OBP: 0.353, SLG: 0.409										3	1	0	1	1	1	2							
7 Paul Janish, R OBP: 0.395, SLG: 0.471										3	1	3	4	1	0	0							
47 Johnny Cueto, R OBP: 0.128, SLG: 0.128 32 Jay Bruce, L OBP: 0.321, SLG: 0.409										2	0	0	0	0	0	3							
										1	0	0	0	0	1	0							
Inning Stats	R: 0 H: 2 E: 0 K: 0 S: 14	L: 2 BB: 0 P: 24	R: 1 H: 2 E: 0 K: 0 S: 11	L: 2 BB: 0 P: 19	R: 0 H: 0 E: 0 K: 2 S: 8	L: 0 BB: 0 P: 10	R: 1 H: 3 E: 0 K: 0 S: 6	L: 3 BB: 1 P: 13	R: 1 H: 2 E: 0 K: 1 S: 12	L: 2 BB: 2 P: 21	R: 0 H: 1 E: 0 K: 1 S: 7	L: 1 BB: 0 P: 12	R: 6 H: 5 E: 0 K: 2 S: 18	L: 1 BB: 1 P: 28	R: 0 H: 0 E: 0 K: 0 S: 5	L: 0 BB: 0 P: 9	R: 0 H: 1 E: 0 K: 0 S: 4	L: 1 BB: 0 P: 6	1B: 10 2B: 5 3B: 1 HR: 1	SF: 1 SAC: 2 DP: 2 HBP: 0	WP: 0 PB: 1 SB: 0 CS: 1	PA: 43	
PITCHER	IP WLS BF H R ER SO BB IBB HBP BLK WP HR S P ERA WHIP	IP WLS BF H R ER SO BB IBB HBP BLK WP HR S P ERA WHIP	IP WLS BF H R ER SO BB IBB HBP BLK WP HR S P ERA WHIP	IP WLS BF H R ER SO BB IBB HBP BLK WP HR S P ERA WHIP	IP WLS BF H R ER SO BB IBB HBP BLK WP HR S P ERA WHIP	IP WLS BF H R ER SO BB IBB HBP BLK WP HR S P ERA WHIP	IP WLS BF H R ER SO BB IBB HBP BLK WP HR S P ERA WHIP	IP WLS BF H R ER SO BB IBB HBP BLK WP HR S P ERA WHIP	IP WLS BF H R ER SO BB IBB HBP BLK WP HR S P ERA WHIP	IP WLS BF H R ER SO BB IBB HBP BLK WP HR S P ERA WHIP	IP WLS BF H R ER SO BB IBB HBP BLK WP HR S P ERA WHIP	IP WLS BF H R ER SO BB IBB HBP BLK WP HR S P ERA WHIP	IP WLS BF H R ER SO BB IBB HBP BLK WP HR S P ERA WHIP	IP WLS BF H R ER SO BB IBB HBP BLK WP HR S P ERA WHIP	IP WLS BF H R ER SO BB IBB HBP BLK WP HR S P ERA WHIP	IP WLS BF H R ER SO BB IBB HBP BLK WP HR S P ERA WHIP	IP WLS BF H R ER SO BB IBB HBP BLK WP HR S P ERA WHIP	IP WLS BF H R ER SO BB IBB HBP BLK WP HR S P ERA WHIP	IP WLS BF H R ER SO BB IBB HBP BLK WP HR S P ERA WHIP	IP WLS BF H R ER SO BB IBB HBP BLK WP HR S P ERA WHIP	IP WLS BF H R ER SO BB IBB HBP BLK WP HR S P ERA WHIP	IP WLS BF H R ER SO BB IBB HBP BLK WP HR S P ERA WHIP	IP WLS BF H R ER SO BB IBB HBP BLK WP HR S P ERA WHIP
27 Jeff Karstens, R ERA: 4.47 43 Sean Gallagher, R ERA: 4.98 36 Wilfredo Ledezma, L ERA: 18.0 Steven Jackson, R ERA: 11.57 65 Justin Thomas, L ERA: 6.75	22 Andrew McCutchen, R OBP: 0.359, SLG: 0.435									4	1	1	1	0	0	0	Cincinnati Reds @ Pittsburgh Pirates PNC Park, Pittsburgh, PA Wed Aug 04 2010, 12:38 PM - 3:39 PM EDT Att: 20,420 - Partly Cloudy - 84 F						
24 Delwyn Young, S OBP: 0.304, SLG: 0.438										4	0	1	0	0	1	0							
18 Neil Walker, S OBP: 0.340, SLG: 0.454										4	0	0	0	0	0	1							
46 Garrett Jones, L OBP: 0.326, SLG: 0.426										3	0	0	0	1	1	0							
24 Pedro Alvarez, L OBP: 0.304, SLG: 0.427										3	1	2	1	1	1	1							
85 Lastinos Milledge, R OBP: 0.332, SLG: 0.378										4	0	1	0	0	1	2							
19 Chris Snyder, R OBP: 0.344, SLG: 0.410										4	0	0	0	0	1	3							
5 Ronny Cedeno, R OBP: 0.286, SLG: 0.359										4	1	1	0	0	2	1							
27 Jeff Karstens, R OBP: 0.115, SLG: 0.097 15 Andy LaRoche, R OBP: 0.286, SLG: 0.299 43 Sean Gallagher, R ERA: 5.4 36 Wilfredo Ledezma, L Steven Jackson, R 6 Jeff Clement, L OBP: 0.343, SLG: 0.386 65 Justin Thomas, L 34 Daniel McCutchen, R ERA: 7.00										1	0	0	0	0	0	0							
										1	0	0	0	0	0	0							
Inning Stats	R: 1 H: 1 E: 0 K: 2 S: 12	L: 1 BB: 0 P: 21	R: 0 H: 1 E: 0 K: 1 S: 11	L: 1 BB: 0 P: 18	R: 0 H: 1 E: 0 K: 0 S: 9	L: 1 BB: 0 P: 12	R: 0 H: 0 E: 0 K: 1 S: 10	L: 0 BB: 1 P: 20	R: 0 H: 0 E: 0 K: 1 S: 14	L: 0 BB: 0 P: 24	R: 2 H: 2 E: 0 K: 0 S: 12	L: 2 BB: 0 P: 23	R: 0 H: 0 E: 0 K: 0 S: 11	L: 0 BB: 0 P: 16	R: 1 H: 2 E: 0 K: 1 S: 12	L: 2 BB: 0 P: 17	1B: 4 2B: 0 3B: 0 HR: 3	SF: 0 SAC: 0 DP: 1 HBP: 0	WP: 0 PB: 0 SB: 0 CS: 0	PA: 35			
PITCHER	IP WLS BF H R ER SO BB IBB HBP BLK WP HR S P ERA WHIP	IP WLS BF H R ER SO BB IBB HBP BLK WP HR S P ERA WHIP	IP WLS BF H R ER SO BB IBB HBP BLK WP HR S P ERA WHIP	IP WLS BF H R ER SO BB IBB HBP BLK WP HR S P ERA WHIP	IP WLS BF H R ER SO BB IBB HBP BLK WP HR S P ERA WHIP	IP WLS BF H R ER SO BB IBB HBP BLK WP HR S P ERA WHIP	IP WLS BF H R ER SO BB IBB HBP BLK WP HR S P ERA WHIP	IP WLS BF H R ER SO BB IBB HBP BLK WP HR S P ERA WHIP	IP WLS BF H R ER SO BB IBB HBP BLK WP HR S P ERA WHIP	IP WLS BF H R ER SO BB IBB HBP BLK WP HR S P ERA WHIP	IP WLS BF H R ER SO BB IBB HBP BLK WP HR S P ERA WHIP	IP WLS BF H R ER SO BB IBB HBP BLK WP HR S P ERA WHIP	IP WLS BF H R ER SO BB IBB HBP BLK WP HR S P ERA WHIP	IP WLS BF H R ER SO BB IBB HBP BLK WP HR S P ERA WHIP	IP WLS BF H R ER SO BB IBB HBP BLK WP HR S P ERA WHIP	IP WLS BF H R ER SO BB IBB HBP BLK WP HR S P ERA WHIP	IP WLS BF H R ER SO BB IBB HBP BLK WP HR S P ERA WHIP	IP WLS BF H R ER SO BB IBB HBP BLK WP HR S P ERA WHIP	IP WLS BF H R ER SO BB IBB HBP BLK WP HR S P ERA WHIP	IP WLS BF H R ER SO BB IBB HBP BLK WP HR S P ERA WHIP	IP WLS BF H R ER SO BB IBB HBP BLK WP HR S P ERA WHIP	IP WLS BF H R ER SO BB IBB HBP BLK WP HR S P ERA WHIP	IP WLS BF H R ER SO BB IBB HBP BLK WP HR S P ERA WHIP
47 Johnny Cueto, R ERA: 3.24 50 Russ Springer, R ERA: 5.4 45 Bill Bray, L ERA: 5.4 53 Arthur Rhodes, L ERA: 1.45 40 Nick Masset, R ERA: 4.35	22 Andrew McCutchen, R OBP: 0.359, SLG: 0.435									4	0	0	0	0	0	0	Cincinnati Reds @ Pittsburgh Pirates PNC Park, Pittsburgh, PA Wed Aug 04 2010, 12:38 PM - 3:39 PM EDT Att: 20,420 - Partly Cloudy - 84 F						
24 Delwyn Young, S OBP: 0.304, SLG: 0.438										4	0	1	0	0	1	0							
18 Neil Walker, S OBP: 0.340, SLG: 0.454										4	0	0	0	0	0	1							
46 Garrett Jones, L OBP: 0.326, SLG: 0.426										3	0	0	0	1	1	0							
24 Pedro Alvarez, L OBP: 0.304, SLG: 0.427										3	1	2	1	1	1	1							
85 Llastinos Milledge, R OBP: 0.332, SLG: 0.378										4	0	1	0	0	1	2							
19 Chris Snyder, R OBP: 0.344, SLG: 0.410										4	0	0	0	0	1	3							
5 Ronny Cedeno, R OBP: 0.286, SLG: 0.359										4	1	1	0	0	2	1							
27 Jeff Karstens, R OBP: 0.115, SLG: 0.097 15 Andy LaRoche, R OBP: 0.286, SLG: 0.299 43 Sean Gallagher, R ERA: 5.4 36 Wilfredo Ledezma, L Steven Jackson, R 6 Jeff Clement, L OBP: 0.343, SLG: 0.386 65 Justin Thomas, L 34 Daniel McCutchen, R ERA: 7.00										1	0	0	0	0	0	0							
										1	0	0	0	0	0	0							
Inning Stats	R: 1 H: 1 E: 0 K: 2 S: 12	L: 1 BB: 0 P: 21	R: 0 H: 1 E: 0 K: 1 S: 11	L: 1 BB: 0 P: 18	R: 0 H: 0 E: 0 K: 1 S: 10	L: 0 BB: 1 P: 20	R: 0 H: 0 E: 0 K: 1 S: 14	L: 0 BB: 0 P: 24	R: 2 H: 2 E: 0 K: 0 S: 12	L: 2 BB: 0 P: 23	R: 0 H: 0 E: 0 K: 0 S: 11	L: 0 BB: 0 P: 16	R: 1 H: 2 E: 0 K: 1 S: 12	L: 2 BB: 0 P: 17	1B: 4 2B: 0 3B: 0 HR: 3	SF: 0 SAC: 0 DP: 1 HBP: 0	WP: 0 PB: 0 SB: 0 CS: 0	PA: 35					
PITCHER	IP WLS BF H R ER SO BB IBB HBP BLK WP HR S P ERA WHIP	IP WLS BF H R ER SO BB IBB HBP BLK WP HR S P ERA WHIP	IP WLS BF H R ER SO BB IBB HBP																				

Batter	1	2	3	4	5	6	7	8	9	AB	R	H	RBI	BB	SO	LOB	TOP										
24 Dexter Fowler, S OBP: 0.353, SLG: 0.398	F9		1 SAFE B CH 82 B FF 87 B SI 89 X SL 89		2-2 B FF 84 F CH 89 B FF 87 B SI 89 X SL 89		L8		2-2 C FF 94 B FF 96 B SI 96 X SL 96	5	2	2	1	0	0	0											
17 Todd Helton, L OBP: 0.340, SLG: 0.312	K		3-2 B CU 74 T FF 87 B FF 88 B CH 82 X SL 86		1-1 C SL 78 B SI 86 X SL 86		G3-1		2-3 C FF 90 C CU 73 B SI 92 B CH 84 X SL 78	4	1	1	1	1	1	2	0										
5 Carlos González, L OBP: 0.349, SLG: 0.563	HR		D CU 74 F SI 86 X SL 77		1-1 B SI 87 X SL 87		2 WP 2 1B		2-0 B SL 72 B SL 87 X SL 76	4	2	3	2	0	0	1											
2 Troy Tulowitzki, R OBP: 0.383, SLG: 0.513	F8		1 SAFE B CH 81 C FF 87 F CU 72 X SL 87		0-0 1 SAFE X SL 85		1B		2-0 B SL 86 1 SAFE X SL 86	5	0	3	1	0	0	1											
6 Melvin Mora, R OBP: 0.362, SLG: 0.390	F9		B CH 81 C FF 86 S FF 89 X CH 81		1-1 C SI 85 X CU 72		G1-3		1-2 C CU 77 B SI 80 S FF 85 X SL 83	4	0	1	0	0	0	3											
34 Matt Belisle, R OBP: 0.500, SLG: 0.667																											
97 Joe Beimel, L																											
23 Jason Giambi, L OBP: 0.412, SLG: 0.397																											
16 Huston Street, R																											
19 Ryan Spillborghs, R OBP: 0.352, SLG: 0.451	K		1 SAFE C FF 87 C FF 88		0-1 1 SAFE C SI 86		G6-4-3		0-1 C CU 70 X CU 71	4	0	0	0	0	1	1											
7 Seth Smith, L OBP: 0.337, SLG: 0.521																											
20 Chris Iannetta, R OBP: 0.353, SLG: 0.452	G5-3		C CU 73 B FF 89 C CH 82 X FF 89		3-2 B SL 81 C CU 72 B SI 87 B CH 82 X CH 82		F7		1-1 C SL 85 B CH 80 X SL 80	4	0	1	0	1	1	2											
12 Clint Barmes, R OBP: 0.321, SLG: 0.383																											
46 Jason Hammel, R OBP: 0.132, SLG: 0.135																											
9 Ian Stewart, L OBP: 0.344, SLG: 0.446	K		L SI 86 L CU 71 1 SAFE L CU 72		2-3 C CU 72 D CH 80 B SI 87		K		0-3 F SI 86 F CH 79 F FF 87	3	0	0	0	0	3	4											
Inning Stats	R: 1 E: 0 K: 1 S: 8	H: 1 LOB: 0 BB: 0 P: 10	R: 0 E: 0 K: 1 S: 10	H: 0 LOB: 0 BB: 0 P: 14	R: 2 E: 0 K: 1 S: 17	H: 3 LOB: 1 BB: 0 P: 26	R: 0 E: 0 K: 1 S: 14	H: 3 LOB: 2 BB: 0 P: 22	R: 0 E: 0 K: 0 S: 11	H: 1 LOB: 2 BB: 0 P: 15	R: 1 E: 0 K: 1 S: 11	H: 2 LOB: 1 BB: 0 P: 18	R: 0 E: 0 K: 1 S: 12	H: 0 LOB: 1 BB: 1 P: 21	R: 2 E: 0 K: 2 S: 22	H: 3 LOB: 2 BB: 1 P: 36	1B: 12 2B: 1 3B: 1 HR: 1	SF: 1 SAC: 0 DP: 0 HBP: 0	WP: 1 PB: 0 SB: 1 CS: 0	PA: 43							
PITCHER	IP	WLS	BF	H	R	ER	SO	BB	IBB	HBP	BLK	WP	HR	S	P	ERA	WHIP										
57 Zach Duke, L ERA: 5.32	6.0		27	10	3	3	5	0	0	0	1	0	1	72	100	4.50	1.667										
61 Chan Ho Park, R ERA: 5.7	1.0	L	5	2	1	1	1	0	0	0	0	1	0	11	18	9.00	2.000										
47 Evan Meek, R ERA: 1.47	1.0		4	0	0	0	1	1	0	0	0	0	0	12	21	0.00	1.000										
Joel Hanrahan, R ERA: 3.72	0.2		6	3	2	2	1	1	0	0	0	0	0	19	31	27.00	6.000										
34 Daniel McCutchen, R ERA: 7.64	0.1		1	0	0	0	1	0	0	0	0	0	0	3	5	0.00	0.000										

Colorado Rockies @ Pittsburgh Pirates
PNC Park, Pittsburgh, PA
Fri Aug 06 2010, 7:06 PM - 10:24 PM EDT
Att: 30,711 - Partly Cloudy - 76 F

AB	40
R	6
H	15
RBI	6
BB	2
SO	9
LOB	16



Batter	1	2	3	4	5	6	7	8	9	AB	R	H	RBI	BB	SO	LOB	BOTTOM										
22 Andrew McCutchen, R OBP: 0.359, SLG: 0.435	SH1-3		E5				F8			4	0	1	0	0	0	2											
31 Jose Tabata, R OBP: 0.353, SLG: 0.392	SH1-3		G6-4-3							3	1	2	0	0	0	2											
18 Neil Walker, S OBP: 0.342, SLG: 0.453	L4		G1-3							3	1	0	0	0	1	2											
46 Garrett Jones, L OBP: 0.325, SLG: 0.430	F9		F7							4	0	0	0	0	1	3											
24 Pedro Alvarez, L OBP: 0.307, SLG: 0.439	G4-3		G1-3							3	1	1	3	1	1	0											
85 Lastinos Milledge, R OBP: 0.331, SLG: 0.375	P4		BB							4	0	1	0	0	0	1											
19 Chris Snyder, R OBP: 0.345, SLG: 0.408	F7		FC5-4							4	0	1	0	0	0	1											
5 Ronny Cedeno, R OBP: 0.290, SLG: 0.368			FC5-4							1	0	0	0	1	1	0											
57 Zach Duke, L ERA: 5.32	6.0	W	24	3	3	2	2	2	0	0	0	0	0	0	0	0	1										
61 Chan Ho Park, R ERA: 5.7	1.2	H	6	2	0	0	1	0	0	0	0	0	0	0	0	1											
47 Evan Meek, R ERA: 1.47	0.1	H	1	0	0	0	0	0	0	0	0	0	0	0	0	0											
Joel Hanrahan, R ERA: 3.72	1.0	S	3	1	0	0	1	0	0	0	0	0	0	0	0	0											
34 Daniel McCutchen, R ERA: 7.64	0.0									2	0	0	0	0	0	0											
Inning Stats	R: 0 E: 0 K: 0 S: 8	H: 1 LOB: 1 BB: 0 P: 12	R: 0 E: 0 K: 0 S: 7	H: 0 LOB: 0 BB: 0 P: 11	R: 0 E: 0 K: 0 S: 7	H: 0 LOB: 1 BB: 1 P: 14	R: 0 E: 0 K: 0 S: 6	H: 0 LOB: 1 BB: 1 P: 14	R: 0 E: 0 K: 1 S: 12	H: 0 LOB: 0 BB: 0 P: 18	R: 3 E: 0 K: 1 S: 14	H: 2 LOB: 0 BB: 0 P: 22	R: 0 E: 0 K: 0 S: 12	H: 1 LOB: 1 BB: 0 P: 18	R: 0 E: 0 K: 1 S: 11	H: 1 LOB: 0 BB: 0 P: 14	R: 0 E: 0 K: 1 S: 12	H: 1 LOB: 0 BB: 0 P: 18	1B: 5 2B: 0 3B: 0 HR: 1	SF: 0 SAC: 2 DP: 2 HBP: 1	WP: 0 PB: 0 SB: 2 CS: 0	PA: 34					
PITCHER	IP	WLS	BF	H	R	ER	SO	BB	IBB	HBP	BLK	WP	HR	S	P	ERA	WHIP										
46 Jason Hammel, R ERA: 4.38	6.0		24	3	3	2	2	2	0	0	0	0	0	0	0	4.50	0.833										
34 Matt Belisle, R ERA: 2.43	1.2	H	6	2	0	0	1	0	0	0	0	0	0	20	28	0.00	1.200										
97 Joe Beimel, L ERA: 2.7	0.1	H	1	0	0	0	0	0	0	0	0	0	0	3	4	0.00	0.000										
16 Huston Street, R ERA: 3.6	1.0	S	3	1	0	0	1	0	0	0	0	0	0	12	18	0.00	1.000										

Colorado Rockies @ Pittsburgh Pirates
PNC Park, Pittsburgh, PA
Fri Aug 06 2010, 7:06 PM - 10:24 PM EDT
Att: 30,711 - Partly Cloudy - 76 F

AB	29
R	3
H	6
RBI	3
BB	2
SO	4
LOB	13



Batter	1	2	3	4	5	6	7	8	9	10	AB	R	H	RBI	BB	SO	LOB	TOP
24 Dexter Fowler, S OBP: 0.351, SLG: 0.394	(1,8) K		(2) K			(1) G3		(2) G6-3		(1) 17 HR	5	1	1	0	0	2	0	
17 Todd Helton, L OBP: 0.344, SLG: 0.323	(1,3) F8		(3) G5-3			(1) BB		(1) FC4-6		(1) HR	3	1	1	2	2	0	0	
5 Carlos González, L OBP: 0.349, SLG: 0.566	(1,7) 1B			(2) 2 SF8		(2) F8		(3) FC4-6		(1) P6	5	1	2	0	0	0	2	
2 Troy Tulowitzki, R OBP: 0.363, SLG: 0.511	(1,6) P4		(1) SF8	(1) 3B		(1) K				(1) 11 HR	3	1	1	1	1	1	2	
11 Brad Hawpe, L OBP: 0.343, SLG: 0.436		(1) F8		(2) P6			(2) E9			(2) 9 HR	5	2	2	0	0	0	1	
16 Huston Street, R OBP: 0.348, SLG: 0.459		(2) 2B		(3) K			(1) G3			(1) 9 HR	4	1	2	3	1	1	1	
21 Miguel Olivo, R OBP: 0.344, SLG: 0.502		(2) F7		(1) F7			(2) G6-3			(1) HR	5	0	0	1	0	0	3	
12 Clint Barmes, R OBP: 0.318, SLG: 0.378		(3) F7		(2) F8			(3) K			(2) G5-3	4	0	0	0	0	1	1	
28 Jorge De La Rosa, L ERA: 4.23			(1) K				(3) K			(3) K	2	0	0	0	0	0	0	
49 Ross Ohlendorf, R ERA: 4.23	IP: 6.0	WLS: 23	H: 4	R: 2	ER: 1	SO: 6	BB: 1	IBB: 0	HBP: 0	BLK: 0	WP: 0	HR: 0	S: 63	P: 98	ERA: 1.50	WHIP: 0.833		
36 Wilfredo Ledezma, L ERA: 13.5	IP: 0.1	H: 1	R: 0	ER: 0	SO: 0	BB: 0	IBB: 0	HBP: 0	BLK: 0	WP: 0	HR: 0	S: 2	P: 3	ERA: 0.00	WHIP: 0.000			
30 Chris Resop, R ERA: 12.27	IP: 0.2	H: 1	R: 0	ER: 0	SO: 0	BB: 0	IBB: 0	HBP: 0	BLK: 0	WP: 0	HR: 0	S: 5	P: 7	ERA: 0.00	WHIP: 0.000			
47 Evan Meek, R ERA: 1.44	IP: 1.0	H: 4	R: 0	ER: 0	SO: 1	BB: 1	IBB: 0	HBP: 0	BLK: 0	WP: 0	HR: 0	S: 11	P: 18	ERA: 0.00	WHIP: 1.000			
Joel Hanrahan, R ERA: 4.2	IP: 1.0	B: 6	R: 3	ER: 3	SO: 1	BB: 0	IBB: 0	HBP: 0	BLK: 0	WP: 0	HR: 1	S: 10	P: 16	ERA: 27.00	WHIP: 3.000			

Colorado Rockies @ Pittsburgh Pirates
PNC Park, Pittsburgh, PA
Sat Aug 07 2010, 7:08 PM - 11:10 PM EDT
Att: 38,147 - Partly Cloudy - 78 F

livebaseballscorecards.com

AB 38
R 7
H 9
RBI 7
BB 4
SO 9
LOB 10

WP: 0 PA: 43
PB: 0
SB: 1
CS: 0




Batter	1	2	3	4	5	6	7	8	9	10	AB	R	H	RBI	BB	SO	LOB	BOTTOM
22 Andrew McCutchen, R OBP: 0.359, SLG: 0.436	(1,8) F7		(2) G1-3			(2) G5-3		(1) P6		(1) 24 HR	6	1	2	0	0	0	3	
31 Jose Tabata, R OBP: 0.357, SLG: 0.397	(1,7) K		(3) K			(1) BB		(1) 46 WP		(1) F9	5	0	2	0	1	2	1	
18 Neil Walker, S OBP: 0.341, SLG: 0.448	(1,4) 1B			(1) K		(3) F9		(1) 46 WP		(1) K	5	0	1	0	1	2	7	
46 Garrett Jones, L OBP: 0.327, SLG: 0.436	(1,3) G4-3			(2) K		(2) 19 HR		(2) K		(2) 24 HR	4	3	1	1	2	2	3	
24 Pedro Alvarez, L OBP: 0.313, SLG: 0.460	(1,5) G4-3			(1) 85 FC5-4		(1) F8		(1) F9		(1) K	6	1	3	3	0	0	3	
85 Lastings Milledge, R OBP: 0.311, SLG: 0.377	(1,9) FC6-5		(1) 19 FC6-5	(3) FC5-4		(1) 19 HR		(1) F8		(1) G6-3	4	1	1	0	1	0	2	
19 Chris Snyder, R OBP: 0.350, SLG: 0.421		(2) FC6-5		(2) 49 SH3-4		(2) 5 1B		(2) K		(2) BB	3	1	1	3	2	1	2	
73 Argenis Diaz, R OBP: 0.333, SLG: 0.333		(2) 2-3		(1) 49 SH3-4		(1) HR		(1) K		(1) BB	0	0	0	0	0	0	0	
43 Sean Gallagher, R ERA: 4.79		(3) G5-3		(1) 49 SH3-4		(1) P4		(1) K		(1) K	5	0	1	0	0	1	3	
5 Ronny Cedeno, R OBP: 0.289, SLG: 0.365	(1,6) G5-3			(1) 49 SH3-4		(1) SH3-4		(1) K		(1) G4-3	2	0	0	1	0	0	0	
49 Ross Ohlendorf, R ERA: 4.23	IP: 5.1	WLS: 25	H: 3	R: 3	ER: 3	SO: 5	BB: 4	IBB: 0	HBP: 0	BLK: 0	WP: 0	HR: 0	S: 66	P: 113	ERA: 5.06	WHIP: 1.688		
36 Wilfredo Ledezma, L ERA: 13.5	IP: 0.1	H: 3	R: 0	ER: 0	SO: 0	BB: 0	IBB: 0	HBP: 0	BLK: 0	WP: 0	HR: 0	S: 9	P: 12	ERA: 0.00	WHIP: 9.000			
30 Chris Resop, R ERA: 12.27	IP: 0.1	H: 3	R: 2	ER: 1	SO: 0	BB: 0	IBB: 0	HBP: 0	BLK: 0	WP: 0	HR: 0	S: 5	P: 6	ERA: 27.00	WHIP: 6.000			
47 Evan Meek, R ERA: 1.44	IP: 1.0	H: 3	R: 0	ER: 0	SO: 2	BB: 0	IBB: 0	HBP: 0	BLK: 0	WP: 0	HR: 0	S: 9	P: 9	ERA: 0.00	WHIP: 0.000			
Joel Hanrahan, R ERA: 4.2	IP: 0.1	H: 3	R: 2	ER: 2	SO: 1	BB: 1	IBB: 0	HBP: 0	BLK: 0	WP: 0	HR: 0	S: 11	P: 16	ERA: 40.50	WHIP: 4.500			
29 Jorge De La Rosa, L ERA: 5.01	IP: 5.1	WLS: 25	H: 3	R: 3	ER: 3	SO: 5	BB: 4	IBB: 0	HBP: 0	BLK: 0	WP: 0	HR: 0	S: 66	P: 113	ERA: 5.06	WHIP: 1.688		
60 Manny Corpas, R ERA: 4.55	IP: 0.1	H: 3	R: 0	ER: 0	SO: 0	BB: 0	IBB: 0	HBP: 0	BLK: 0	WP: 0	HR: 0	S: 9	P: 12	ERA: 0.00	WHIP: 9.000			
53 Randy Flores, L ERA: 1.16	IP: 0.1	H: 3	R: 2	ER: 1	SO: 0	BB: 0	IBB: 0	HBP: 0	BLK: 0	WP: 0	HR: 0	S: 5	P: 6	ERA: 27.00	WHIP: 6.000			
63 Rafael Betancourt, R ERA: 4.65	IP: 1.0	H: 3	R: 0	ER: 0	SO: 2	BB: 0	IBB: 0	HBP: 0	BLK: 0	WP: 0	HR: 0	S: 9	P: 9	ERA: 0.00	WHIP: 0.000			
35 Taylor Buchholz, R ERA: 5.0	IP: 0.1	H: 3	R: 2	ER: 2	SO: 1	BB: 1	IBB: 0	HBP: 0	BLK: 0	WP: 0	HR: 0	S: 11	P: 16	ERA: 40.50	WHIP: 4.500			
97 Joe Beimel, L ERA: 2.65	IP: 0.2	WLS: 3	H: 0	R: 0	ER: 0	SO: 1	BB: 0	IBB: 0	HBP: 0	BLK: 0	WP: 0	HR: 0	S: 8	P: 15	ERA: 0.00	WHIP: 0.000		
34 Matt Belisle, R ERA: 2.39	IP: 1.0	WLS: 4	H: 0	R: 0	ER: 0	SO: 1	BB: 0	IBB: 0	HBP: 0	BLK: 0	WP: 0	HR: 0	S: 4	P: 11	ERA: 0.00	WHIP: 1.000		
16 Huston Street, R ERA: 4.79	IP: 0.2	WLS: 5	H: 2	R: 3	ER: 3	SO: 1	BB: 1	IBB: 0	HBP: 0	BLK: 0	WP: 0	HR: 0	S: 16	P: 23	ERA: 40.50	WHIP: 4.500		

Colorado Rockies @ Pittsburgh Pirates
PNC Park, Pittsburgh, PA
Sat Aug 07 2010, 7:08 PM - 11:10 PM EDT
Att: 38,147 - Partly Cloudy - 78 F

livebaseballscorecards.com

AB 42
R 8
H 14
RBI 7
BB 7
SO 9
LOB 25

WP: 1 PA: 50
PB: 0
SB: 0
CS: 0



Batter	1	2	3	4	5	6	7	8	9	AB	R	H	RBI	BB	SO	LOB	TOP		
24 Dexter Fowler, S OBP: 0.354, SLG: 0.398										5	2	2	2	1	0	3			
12 Clint Barnes, R OBP: 0.319, SLG: 0.380										4	1	1	1	1	0	2			
5 Carlos González, L OBP: 0.355, SLG: 0.579										5	2	4	3	0	0	0			
2 Troy Tulowitzki, R OBP: 0.384, SLG: 0.512										5	0	2	1	0	1	2			
6 Melvin Mora, R OBP: 0.358, SLG: 0.382										4	0	0	0	1	2	6			
20 Chris Iannetta, R OBP: 0.340, SLG: 0.433										5	0	0	0	0	1	6			
19 Ryan Spilborghs, R OBP: 0.353, SLG: 0.454										5	1	2	0	0	0	0			
9 Ian Stewart, L OBP: 0.346, SLG: 0.455										5	1	1	0	0	1	2			
48 Esmil Rogers, R OBP: 0.375, SLG: 0.625										3	1	2	1	0	0	1			
97 Joe Beimel, L ERA: 6.81										0	0	0	0	0	0	0			
34 Matt Beisle, R OBP: 0.500, SLG: 0.667										1	0	0	0	0	0	1			
7 Seth Smith, L OBP: 0.334, SLG: 0.517										0	0	0	0	0	0	1			
63 Rafael Betancourt, R ERA: 5.54										0	0	0	0	0	0	0			
Inning Stats	R: 2 H: 1 E: 0 K: 0 S: 16	L: 1 BB: 2 P: 32	R: 4 H: 5 E: 0 K: 1 S: 25	L: 1 BB: 0 P: 37	R: 2 H: 2 E: 1 K: 0 S: 14	L: 1 BB: 0 P: 19	R: 0 H: 0 E: 1 K: 1 S: 9	L: 1 BB: 1 P: 14	R: 0 H: 1 E: 0 K: 0 S: 5	L: 1 BB: 0 P: 8	R: 0 H: 2 E: 0 K: 0 S: 11	L: 2 BB: 0 P: 14	R: 0 H: 1 E: 0 K: 3 S: 18	L: 2 BB: 1 P: 28	R: 0 H: 1 E: 0 K: 0 S: 5	L: 1 BB: 0 P: 11	1B: 6 2B: 7 3B: 0 HR: 1	SF: 0 SAC: 1 DP: 0 HBP: 0	WP: 2 PA: 46 PB: 0 SB: 2 CS: 0
PITCHER	IP WLS BF H R ER SO BB IBB HBP BLK WP HR S P ERA WHIP	IP WLS BF H R ER SO BB IBB HBP BLK WP HR S P ERA WHIP	IP WLS BF H R ER SO BB IBB HBP BLK WP HR S P ERA WHIP	IP WLS BF H R ER SO BB IBB HBP BLK WP HR S P ERA WHIP	IP WLS BF H R ER SO BB IBB HBP BLK WP HR S P ERA WHIP	IP WLS BF H R ER SO BB IBB HBP BLK WP HR S P ERA WHIP	IP WLS BF H R ER SO BB IBB HBP BLK WP HR S P ERA WHIP	IP WLS BF H R ER SO BB IBB HBP BLK WP HR S P ERA WHIP	IP WLS BF H R ER SO BB IBB HBP BLK WP HR S P ERA WHIP	IP WLS BF H R ER SO BB IBB HBP BLK WP HR S P ERA WHIP	IP WLS BF H R ER SO BB IBB HBP BLK WP HR S P ERA WHIP	IP WLS BF H R ER SO BB IBB HBP BLK WP HR S P ERA WHIP	IP WLS BF H R ER SO BB IBB HBP BLK WP HR S P ERA WHIP	IP WLS BF H R ER SO BB IBB HBP BLK WP HR S P ERA WHIP	IP WLS BF H R ER SO BB IBB HBP BLK WP HR S P ERA WHIP	IP WLS BF H R ER SO BB IBB HBP BLK WP HR S P ERA WHIP	IP WLS BF H R ER SO BB IBB HBP BLK WP HR S P ERA WHIP	IP WLS BF H R ER SO BB IBB HBP BLK WP HR S P ERA WHIP	IP WLS BF H R ER SO BB IBB HBP BLK WP HR S P ERA WHIP

Colorado Rockies @ Pittsburgh Pirates
PNC Park, Pittsburgh, PA
Sun Aug 08 2010, 1:38 PM - 4:54 PM EDT
Att: 22,716 - Sunny - 83 F

AB 42
R 8
H 14
RBI 8
BB 3
SO 5
LOB 23



Batter	1	2	3	4	5	6	7	8	9	AB	R	H	RBI	BB	SO	LOB	BOTTOM
22 Andrew McCutchen, R OBP: 0.357, SLG: 0.433										5	1	1	0	0	1	1	
31 Jose Tabata, R OBP: 0.358, SLG: 0.402										5	1	2	0	0	0	1	
18 Neil Walker, S OBP: 0.346, SLG: 0.449										4	1	2	1	1	1	1	
46 Garrett Jones, L OBP: 0.326, SLG: 0.434										4	0	1	0	0	0	3	
24 Pedro Alvarez, L OBP: 0.312, SLG: 0.455										4	0	1	1	0	0	2	
41 Ryan Doumit, S OBP: 0.327, SLG: 0.412										4	1	1	0	0	1	1	
6 Jeff Clement, L OBP: 0.290, SLG: 0.375										3	0	0	0	0	1	1	
85 Lastings Milledge, R OBP: 0.333, SLG: 0.378										1	0	1	0	0	0	0	
5 Ronny Cedeno, R OBP: 0.291, SLG: 0.370										4	0	2	1	0	1	1	
28 Paul Maholm, L OBP: 0.109, SLG: 0.089										1	0	0	0	0	0	1	
34 Daniel McCutchen, R OBP: 0.507, SLG: 0.667										1	0	0	0	0	0	1	
30 Chris Resop, R ERA: 2.55										0	0	0	0	0	0	0	
24 Delwyn Young, S OBP: 0.304, SLG: 0.436						</											

Batter	1	2	3	4	5	6	7	8	9	AB	R	H	RBI	BB	SO	LOB	TOP					
22 Andrew McCutchen, R (1.8) OBP: 0.354, SLG: 0.429										4	0	0	0	0	0	1	Pittsburgh Pirates @ San Diego Padres PETCO Park, San Diego, CA Tue Aug 10 2010, 10:05 PM - 12:39 AM EDT Att: 23,249 - Clear - 69 F					
31 Jose Tabata, R (1.7) OBP: 0.391, SLG: 0.404										4	1	2	0	0	1	0						
18 Neil Walker, S (1.4) OBP: 0.345, SLG: 0.443										3	0	0	0	1	3	1						
24 Pedro Alvarez, L (1.5) OBP: 0.316, SLG: 0.453										3	0	1	1	1	1	0						
85 Lastings Milledge, R (1.9) OBP: 0.332, SLG: 0.377										4	0	1	0	0	2	2						
15 Andy LaRoche, R (1.3) OBP: 0.289, SLG: 0.302										4	0	1	0	0	1	2						
19 Chris Snyder, R (1.2) OBP: 0.352, SLG: 0.417										2	0	0	0	2	1	2						
73 Argenis Diaz, R (0. PR) OBP: 0.333, SLG: 0.333										4	0	1	0	0	1	5						
5 Ronny Cedeno, R (1.6) OBP: 0.291, SLG: 0.372										4	0	1	0	0	1	5						
27 Jeff Karstens, R (1.1) OBP: 0.103, SLG: 0.071										2	0	0	0	0	1	1						
24 Delwyn Young, S (7. PH) OBP: 0.309, SLG: 0.440										1	0	1	0	0	0	0						
36 Wilfredo Ledezma, L (7.1) OBP: 0.333, SLG: 0.333										0	0	0	0	0	0	0						
30 Chris Resop, R (8.1) OBP: 0.333, SLG: 0.333										0	0	0	0	0	0	0						
46 Garrett Jones, L (9. PH) OBP: 0.325, SLG: 0.433										1	0	0	0	0	0	1						
Inning Stats	R: 0 E: 0 K: 2 S: 8	H: 0 LOB: 0 BB: 0 P: 10	R: 0 E: 0 K: 2 S: 15	H: 1 LOB: 2 BB: 1 P: 26	R: 1 E: 0 K: 1 S: 15	H: 2 LOB: 2 BB: 1 P: 23	R: 0 E: 0 K: 2 S: 14	H: 1 LOB: 1 BB: 0 P: 20	R: 0 E: 0 K: 1 S: 10	H: 0 LOB: 0 BB: 0 P: 18	R: 0 E: 0 K: 0 S: 9	H: 1 LOB: 2 BB: 1 P: 17	R: 0 E: 0 K: 1 S: 10	H: 2 LOB: 1 BB: 0 P: 15	R: 0 E: 0 K: 2 S: 7	H: 0 LOB: 0 BB: 0 P: 9	R: 0 E: 0 K: 0 S: 6	H: 0 LOB: 1 BB: 1 P: 12	1B: 5 2B: 3 3B: 0 HR: 0	SF: 0 SAC: 0 DP: 2 HBP: 0	WP: 0 PB: 0 SB: 1 CS: 0	PA: 36
PITCHER	IP WLS BF H R ER SO BB IBB HBP BLK WP HR S P ERA WHIP																					
49 Wade LeBlanc, L (1.1) ERA: 3.51	5.2 W 24 5 1 1 8 2 0 0 0 0 0 0 66 106 1.59 1.235																					
57 Luke Gregerson, R (6.1) ERA: 2.49	1.1 H 6 2 0 0 1 1 0 0 0 0 0 0 15 26 0.00 2.250																					
37 Mike Adams, R (8.1) ERA: 2.08	1.0 H 3 0 0 0 2 0 0 0 0 0 0 0 7 9 0.00 0.000																					
21 Heath Bell, R (9.1) ERA: 1.89	1.0 S 3 0 0 0 0 1 0 0 0 0 0 0 6 12 0.00 1.000																					

Batter	1	2	3	4	5	6	7	8	9	AB	R	H	RBI	BB	SO	LOB	BOTTOM			
15 Jerry Hairston, R (1.4) OBP: 0.306, SLG: 0.366										4	0	1	1	0	0	0	Pittsburgh Pirates @ San Diego Padres PETCO Park, San Diego, CA Tue Aug 10 2010, 10:05 PM - 12:39 AM EDT Att: 23,249 - Clear - 69 F			
10 Miguel Tejada, R (1.6) OBP: 0.304, SLG: 0.357										4	0	0	0	0	1	0				
23 Adrián González, L (1.3) OBP: 0.384, SLG: 0.504										4	0	0	0	0	1	1				
47 Ryan Ludwick, R (1.9) OBP: 0.337, SLG: 0.481										3	2	2	2	0	0	0				
7 Chase Headley, S (1.5) OBP: 0.330, SLG: 0.392										3	0	0	0	0	2	0				
8 Yovani Torresbls, R (1.2) OBP: 0.350, SLG: 0.396										2	1	0	0	1	2	0				
25 Will Venable, L (1.7) OBP: 0.325, SLG: 0.411										3	0	0	0	0	1	1				
13 Chris Denorfia, R (1.8) OBP: 0.330, SLG: 0.465										3	1	2	0	0	0	0				
21 Heath Bell, R (9.1) OBP: 0.317, SLG: 0.299										0	0	0	0	0	0	0				
49 Wade LeBlanc, L (1.1) OBP: 0.342, SLG: 0.324										2	0	1	1	0	0	0				
57 Luke Gregerson, L (6.1) ERA: 4.39										0	0	0	0	0	0	0				
37 Mike Adams, R (8.1) ERA: 12.79										0	0	0	0	0	0	0				
18 Tony Gwynn Jr., L (8. PH) OBP: 0.317, SLG: 0.299										0	0	0	0	0	0	0				
Inning Stats	R: 0 E: 0 K: 1 S: 8	H: 0 LOB: 0 BB: 0 P: 10	R: 2 E: 0 K: 1 S: 11	H: 3 LOB: 2 BB: 1 P: 19	R: 0 E: 0 K: 0 S: 7	H: 0 LOB: 0 BB: 0 P: 12	R: 0 E: 0 K: 1 S: 11	H: 0 LOB: 0 BB: 0 P: 18	R: 0 E: 0 K: 0 S: 7	H: 0 LOB: 0 BB: 0 P: 10	R: 0 E: 0 K: 0 S: 12	H: 0 LOB: 0 BB: 0 P: 16	R: 1 E: 0 K: 3 S: 15	H: 1 LOB: 0 BB: 0 P: 21	R: 1 E: 0 K: 0 S: 10	H: 2 LOB: 1 BB: 0 P: 19	1B: 3 2B: 1 3B: 0 HR: 2	SF: 0 SAC: 1 DP: 0 HBP: 0	WP: 0 PB: 0 SB: 0 CS: 0	PA: 30
PITCHER	IP WLS BF H R ER SO BB IBB HBP BLK WP HR S P ERA WHIP																			
27 Jeff Karstens, R (1.1) ERA: 4.39	6.0 L 21 3 2 2 3 1 0 0 0 0 0 0 1 56 85 3.00 0.667																			
36 Wilfredo Ledezma, L (7.1) ERA: 12.79	1.0 4 1 1 1 3 0 0 0 0 0 0 1 15 21 9.00 1.000																			
30 Chris Resop, R (8.1) ERA: 9.53	1.0 5 2 1 1 0 0 0 0 0 0 0 0 10 19 9.00 2.000																			

Batter	1	2	3	4	5	6	7	8	9	AB	R	H	RBI	BB	SO	LOB	TOP					
22 Andrew McCutchen, R OBP: 0.353, SLG: 0.425										3	0	0	0	0	0	0						
31 Jose Tabata, R OBP: 0.359, SLG: 0.401										4	2	1	0	0	0	1						
18 Neil Walker, S OBP: 0.347, SLG: 0.444										4	1	2	1	0	1	1						
46 Garrett Jones, L OBP: 0.325, SLG: 0.431										4	1	1	0	0	0	1						
24 Pedro Alvarez, L OBP: 0.320, SLG: 0.451										3	1	1	1	1	0	0						
41 Ryan Doumit, S OBP: 0.326, SLG: 0.413										4	0	1	2	0	1	1						
19 Chris Snyder, R OBP: 0.347, SLG: 0.410										4	0	0	1	0	2	1						
5 Ronny Cedeno, R OBP: 0.288, SLG: 0.368										3	0	0	0	0	3	1						
53 James McDonald, L 43 Sean Gallagher, R 15 Andy LaRoche, R 61 Chan Ho Park, R 34 Daniel McCutchen, R 24 Delwyn Young, S 47 Evan Meek, R										1	0	0	0	0	1	0						
Inning Stats	R: 0 E: 0 K: 1 S: 9	H: 0 LOB: 0 BB: 0 P: 15	R: 0 E: 0 K: 0 S: 8	H: 1 LOB: 0 BB: 0 P: 13	R: 0 E: 0 K: 3 S: 9	H: 0 LOB: 0 BB: 0 P: 16	R: 0 E: 0 K: 0 S: 5	H: 0 LOB: 0 BB: 0 P: 10	R: 0 E: 0 K: 3 S: 10	H: 0 LOB: 0 BB: 0 P: 8	R: 0 E: 0 K: 3 S: 10	H: 0 LOB: 0 BB: 0 P: 16	R: 4 E: 0 K: 1 S: 22	H: 4 LOB: 1 BB: 1 P: 32	R: 1 E: 1 K: 1 S: 14	H: 1 LOB: 0 BB: 0 P: 18	R: 0 E: 0 K: 1 S: 7	H: 0 LOB: 0 BB: 0 P: 8	1B: 5 2B: 1 3B: 0 HR: 0	SF: 0 SAC: 0 DP: 1 HBP: 1	WP: 0 PB: 1 SB: 0 CS: 1	PA: 35
PITCHER	IP WLS BF H R ER SO BB IBB HBP BLK WP HR S P ERA WHIP																PITCHER	IP WLS BF H R ER SO BB IBB HBP BLK WP HR S P ERA WHIP				
29 Kevin Correia, R ERA: 4.86	(1, 1) 6.1 W 23 4 4 4 7 1 0 1 0 0 0 0 58 96 5.68 0.789																					
39 Ernesto Frieri, R ERA: 0.97	(7, 1) 0.2 3 1 0 0 1 0 0 0 0 0 0 0 11 14 0.00 1.500																					
37 Mike Adams, R ERA: 2.03	(8, 1) 1.0 H 5 1 1 0 1 0 0 0 0 0 0 0 14 18 0.00 1.000																					
21 Heath Bell, R ERA: 1.85	(9, 1) 1.0 S 3 0 0 0 1 0 0 0 0 0 0 0 7 8 0.00 0.000																					

Pittsburgh Pirates @ San Diego Padres
 PETCO Park, San Diego, CA
 Wed Aug 11 2010, 10:05 PM - 1:12 AM EDT
 Att: 28,335 - Clear - 69 F

AB 32
 R 5
 H 6
 RBI 5
 BB 1
 SO 10
 LOB 6

Batter	1	2	3	4	5	6	7	8	9	AB	R	H	RBI	BB	SO	LOB	BOTTOM			
15 Jerry Hairston, R OBP: 0.308, SLG: 0.375										4	2	2	2	0	0	1				
1 Everth Cabrera, S OBP: 0.276, SLG: 0.283										4	3	2	0	1	1	1				
10 Miguel Tejada, R OBP: 0.307, SLG: 0.359										4	2	4	2	1	0	0				
23 Adrián González, L OBP: 0.390, SLG: 0.511										5	0	1	1	0	2	5				
47 Ryan Ludwick, R OBP: 0.335, SLG: 0.479										0	0	0	0	0	0	0				
21 Heath Bell, R ERA: 1.85										4	0	0	1	1	0	3				
7 Chase Headley, S OBP: 0.329, SLG: 0.388										4	0	0	1	1	0	3				
8 Yovani Torresalva, R OBP: 0.303, SLG: 0.393										4	0	1	1	1	2	2				
25 Will Venable, L OBP: 0.324, SLG: 0.412										4	0	1	0	0	3	4				
13 Chris Denorria, R OBP: 0.338, SLG: 0.480										3	1	2	0	1	0	0				
29 Kevin Correia, R OBP: 0.154, SLG: 0.108	(1, 1) 4.2 L 22 7 4 4 6 1 0 0 0 0 0 0 7 16 7.71 1.714																			
39 Ernesto Frieri, R ERA: 5.4	(5, 1) 0.1 3 0 0 0 1 2 0 0 0 0 0 0 7 16 0.00 6.000																			
12 Scott Hairston, R OBP: 0.310, SLG: 0.381	(7, PH) 1.0 7 4 3 3 1 0 0 0 0 0 1 18 27 27.00 4.000																			
37 Mike Adams, R ERA: 6.64	(8, 1) 1.0 5 1 0 0 3 1 0 0 0 0 0 0 12 19 0.00 2.000																			
18 Tony Gwynn Jr., L OBP: 0.317, SLG: 0.299	(8, 8) 1.0 5 1 1 1 0 1 0 0 0 0 0 0 11 20 9.00 2.000																			
Inning Stats	R: 0 E: 0 K: 1 S: 17	H: 0 LOB: 1 BB: 1 P: 27	R: 0 E: 0 K: 2 S: 11	H: 0 LOB: 0 BB: 0 P: 17	R: 0 E: 0 K: 1 S: 15	H: 1 LOB: 1 BB: 0 P: 24	R: 1 E: 1 K: 1 S: 11	H: 2 LOB: 1 BB: 0 P: 17	R: 3 E: 0 K: 2 S: 22	H: 4 LOB: 3 BB: 2 P: 38	R: 3 E: 0 K: 1 S: 18	H: 4 LOB: 1 BB: 0 P: 27	R: 0 E: 0 K: 3 S: 12	H: 1 LOB: 2 BB: 1 P: 19	R: 1 E: 0 K: 0 S: 11	H: 1 LOB: 1 BB: 1 P: 20	1B: 7 2B: 5 3B: 0 HR: 1	SF: 0 SAC: 2 DP: 1 HBP: 0	WP: 1 PB: 0 SB: 2 CS: 0	PA: 42
PITCHER	IP WLS BF H R ER SO BB IBB HBP BLK WP HR S P ERA WHIP																PITCHER	IP WLS BF H R ER SO BB IBB HBP BLK WP HR S P ERA WHIP		
53 James McDonald, L ERA: 5.4	(1, 1) 4.2 L 22 7 4 4 6 1 0 0 0 0 0 0 7 16 7.71 1.714																			
43 Sean Gallagher, R ERA: 5.5	(5, 1) 0.1 3 0 0 0 1 2 0 0 0 0 0 0 7 16 0.00 6.000																			
61 Chan Ho Park, R ERA: 6.1	(6, 1) 1.0 7 4 3 3 1 0 0 0 0 0 1 18 27 27.00 4.000																			
34 Daniel McCutchen, R ERA: 6.64	(7, 1) 1.0 5 1 0 0 3 1 0 0 0 0 0 0 12 19 0.00 2.000																			
47 Evan Meek, R ERA: 1.56	(8, 1) 1.0 5 1 1 1 0 1 0 0 0 0 0 0 11 20 9.00 2.000																			


Pittsburgh Pirates @ San Diego Padres
 PETCO Park, San Diego, CA
 Wed Aug 11 2010, 10:05 PM - 1:12 AM EDT
 Att: 28,335 - Clear - 69 F

AB 35
 R 8
 H 13
 RBI 7
 BB 5
 SO 11
 LOB 20

Batter	1	2	3	4	5	6	7	8	9	AB	R	H	RBI	BB	SO	LOB	TOP										
22 Andrew McCutchen, R (1.8) OBP: 0.350, SLG: 0.422										3	0	0	0	1	1	0	Pittsburgh Pirates @ San Diego Padres PETCO Park, San Diego, CA Thu Aug 12 20:10, 6:39 PM - 9:07 PM EDT Att: 25,897 - Sunny - 72 F										
31 Jose Tabata, R (1.7) OBP: 0.353, SLG: 0.394										4	0	0	0	0	1	1											
18 Neil Walker, S (1.4) OBP: 0.350, SLG: 0.443										3	0	1	0	1	1	0											
46 Garrett Jones, L (1.3) OBP: 0.322, SLG: 0.427										4	0	0	0	0	0	3											
24 Pedro Alvarez, L (1.5) OBP: 0.318, SLG: 0.443										3	0	0	0	1	3	0											
41 Ryan Doumit, S (1.2) OBP: 0.331, SLG: 0.419										3	0	2	0	0	0	0											
24 Delwyn Young, S (1.9) OBP: 0.299, SLG: 0.426										4	0	0	0	0	0	4											
73 Argenis Diaz, R (1.6) OBP: 0.500, SLG: 0.400										2	0	1	0	1	1	2											
5 Ronny Cedeno, R (9, PH) OBP: 0.331, SLG: 0.387										1	0	0	0	0	1	1											
57 Zach Duke, L (1.1) OBP: 0.139, SLG: 0.147										2	0	0	0	0	0	2											
15 Andy LaRoche, R (7, PH) OBP: 0.287, SLG: 0.300										1	0	0	0	0	0	1											
30 Chris Resop, R (7.1) OBP: 0.331, SLG: 0.387										0	0	0	0	0	0	0											
Joel Hanrahan, R (8.1)										0	0	0	0	0	0	0											
Inning Stats	R: 0 E: 0 K: 1 S: 6	H: 0 LOB: 0 BB: 0 P: 10	R: 0 E: 0 K: 1 S: 12	H: 0 LOB: 2 BB: 1 P: 23	R: 0 E: 0 K: 0 S: 14	H: 0 LOB: 2 BB: 2 P: 23	R: 0 E: 0 K: 1 S: 11	H: 1 LOB: 2 BB: 1 P: 16	R: 0 E: 0 K: 1 S: 9	H: 0 LOB: 0 BB: 0 P: 12	R: 0 E: 0 K: 1 S: 7	H: 1 LOB: 1 BB: 0 P: 10	R: 0 E: 0 K: 1 S: 7	H: 1 LOB: 1 BB: 0 P: 9	R: 0 E: 0 K: 2 S: 11	H: 1 LOB: 1 BB: 0 P: 16	1B: 3 2B: 2 3B: 0 HR: 0	SF: 0 SAC: 0 DP: 1 HBP: 1	WP: 0 PB: 0 SB: 0 CS: 0	PA: 35							
PITCHER	IP	WLS	BF	H	R	ER	SO	BB	IBB	HBP	BLK	WP	HR	S	P	ERA	WHIP										
27 Jon Garland, R (1.1) ERA: 3.41	6.0	W	24	1	0	0	5	3	1	1	0	0	0	58	93	0.00	0.667										
57 Luke Gregerson, R (7.1) ERA: 2.41	1.2	H	6	2	0	0	1	0	0	0	0	0	0	13	17	0.00	1.200										
54 Joe Thatcher, L (8.1) ERA: 1.46	0.1	H	1	0	0	0	0	0	0	0	0	0	0	1	2	0.00	0.000										
21 Heath Bell, R (9.1) ERA: 1.81	1.0	S	4	1	0	0	2	0	0	0	0	0	0	11	16	0.00	1.000										

Batter	1	2	3	4	5	6	7	8	9	AB	R	H	RBI	BB	SO	LOB	BOTTOM										
15 Jerry Hairston, R (1.4) OBP: 0.308, SLG: 0.373										2	0	0	0	1	1	0	Pittsburgh Pirates @ San Diego Padres PETCO Park, San Diego, CA Thu Aug 12 20:10, 6:39 PM - 9:07 PM EDT Att: 25,897 - Sunny - 72 F										
10 Miguel Tejada, R (1.6) OBP: 0.306, SLG: 0.350										4	0	1	1	0	1	2											
23 Adrián González, L (1.3) OBP: 0.391, SLG: 0.511										4	1	2	0	0	0	0											
47 Ryan Ludwick, R (1.9) OBP: 0.337, SLG: 0.488										3	1	1	2	1	0	3											
7 Chase Headley, S (1.5) OBP: 0.326, SLG: 0.384										4	0	0	0	0	2	1											
12 Scott Hairston, R (1.7) OBP: 0.306, SLG: 0.376										3	0	0	0	0	0	0											
57 Luke Gregerson, L (7.1)										0	0	0	0	0	0	0											
54 Joe Thatcher, L (8.1)										0	0	0	0	0	0	0											
16 Matt Stairs, L (8, PH) OBP: 0.243, SLG: 0.313										1	0	0	0	0	1	1											
21 Heath Bell, R (9.1) ERA: 1.81										0	0	0	0	0	0	0											
13 Chris Denorfia, R (1.8) OBP: 0.343, SLG: 0.480										2	0	1	0	1	0	0											
4 Nick Hundley, R (1.2) OBP: 0.308, SLG: 0.386										3	0	0	0	0	1	2											
27 Jon Garland, R (1.1) OBP: 0.267, SLG: 0.200										1	1	1	0	1	0	0											
18 Tony Gwynn Jr., L (7.8) OBP: 0.316, SLG: 0.298										1	0	0	0	0	0	0											
Inning Stats	R: 0 E: 0 K: 0 S: 8	H: 1 LOB: 1 BB: 0 P: 15	R: 0 E: 0 K: 0 S: 12	H: 0 LOB: 1 BB: 1 P: 18	R: 1 E: 0 K: 0 S: 8	H: 3 LOB: 1 BB: 0 P: 11	R: 0 E: 0 K: 0 S: 6	H: 0 LOB: 0 BB: 0 P: 7	R: 0 E: 0 K: 1 S: 6	H: 0 LOB: 2 BB: 2 P: 15	R: 2 E: 1 K: 1 S: 15	H: 2 LOB: 1 BB: 0 P: 24	R: 0 E: 0 K: 2 S: 10	H: 0 LOB: 0 BB: 0 P: 14	R: 0 E: 0 K: 2 S: 11	H: 0 LOB: 1 BB: 1 P: 19	1B: 4 2B: 1 3B: 0 HR: 1	SF: 0 SAC: 1 DP: 2 HBP: 0	WP: 0 PB: 0 SB: 1 CS: 0	PA: 33							
PITCHER	IP	WLS	BF	H	R	ER	SO	BB	IBB	HBP	BLK	WP	HR	S	P	ERA	WHIP										
57 Zach Duke, L (1.1) ERA: 5.2	6.0	L	26	6	3	2	2	3	0	0	0	0	0	55	90	3.00	1.500										
30 Chris Resop, R (7.1) ERA: 8.1	1.0		3	0	0	0	2	0	0	0	0	0	0	10	14	0.00	0.000										
Joel Hanrahan, R (8.1) ERA: 4.11	1.0		4	0	0	0	2	1	0	0	0	0	0	11	19	0.00	1.000										

AB 30
R 0
H 4
RBI 0
BB 4
SO 8
LOB 14



AB 28
R 3
H 6
RBI 3
BB 4
SO 6
LOB 9



Batter	1	2	3	4	5	6	7	8	9	AB	R	H	RBI	BB	SO	LOB	TOP								
22 Andrew McCutchen, R OBP: 0.352, SLG: 0.423										4	1	2	0	0	1	0	Pittsburgh Pirates @ Houston Astros Minute Maid Park, Houston, TX Fri Aug 13 2010, 7:06 PM - 9:45 PM CDT Att: 36,124 - Roof Closed - 73 F								
31 Jose Tabata, R OBP: 0.347, SLG: 0.387										4	0	0	0	0	2	2									
18 Neil Walker, S OBP: 0.352, SLG: 0.444										4	0	2	1	0	0	1									
46 Garrett Jones, L OBP: 0.319, SLG: 0.423										4	0	0	0	0	0	3									
24 Pedro Alvarez, L OBP: 0.332, SLG: 0.458										3	0	3	0	1	0	0									
85 Lastings Milledge, R OBP: 0.332, SLG: 0.375										4	0	1	0	0	0	3									
19 Chris Snyder, R OBP: 0.342, SLG: 0.403										4	0	0	0	0	3	4									
73 Argenis Diaz, R OBP: 0.444, SLG: 0.375										3	0	1	0	0	0	2									
24 Delwyn Young, S OBP: 0.296, SLG: 0.423										1	0	0	0	0	0	2									
49 Ross Ohlendorf, R OBP: 0.148, SLG: 0.080										3	0	0	0	0	3	1									
30 Chris Resop, R ERA: 3.13										0	0	0	0	0	0	0									
47 Evan Meek, R OBP: 1.000, SLG: 1.000										0	0	0	0	0	0	0									
36 Wilfredo Ledezma, L ERA: 3.83										0	0	0	0	0	0	0									
Inning Stats	R: 0 E: 0 K: 0 S: 17	H: 1 LOB: 1 BB: 0 P: 22	R: 0 E: 0 K: 1 S: 11	H: 1 LOB: 1 BB: 0 P: 17	R: 1 E: 0 K: 1 S: 13	H: 2 LOB: 1 BB: 0 P: 17	R: 0 E: 0 K: 0 S: 12	H: 1 LOB: 1 BB: 0 P: 17	R: 0 E: 0 K: 3 S: 9	H: 0 LOB: 0 BB: 0 P: 12	R: 0 E: 0 K: 0 S: 8	H: 1 LOB: 1 BB: 0 P: 12	R: 0 E: 0 K: 2 S: 9	H: 1 LOB: 0 BB: 0 P: 10	R: 0 E: 0 K: 1 S: 9	H: 1 LOB: 1 BB: 0 P: 13	R: 0 E: 0 K: 1 S: 7	H: 1 LOB: 1 BB: 1 P: 14	1B: 8 2B: 1 3B: 0 HR: 0	SF: 0 SAC: 0 DP: 1 HBP: 0	WP: 1 PB: 0 SB: 1 CS: 1	PA: 36			
PITCHER	IP	WLS	BF	H	R	ER	SO	BB	IBB	HBP	BLK	WP	HR	S	P	ERA	WHIP								
39 Brett Myers, R ERA: 3.13	7.0		27	7	1	1	7	0	0	0	0	0	0	79	107	1.29	1.000								
59 Wilton Lopez, R ERA: 3.19	1.0	W	4	1	0	0	1	0	0	0	0	0	0	9	13	0.00	1.000								
37 Brandon Lyon, R ERA: 3.83	1.0	S	4	1	0	0	1	1	0	0	0	1	0	7	14	0.00	2.000								

Batter	1	2	3	4	5	6	7	8	9	AB	R	H	RBI	BB	SO	LOB	BOTTOM								
21 Michael Bourn, L OBP: 0.328, SLG: 0.331										3	0	0	0	1	0	1	Pittsburgh Pirates @ Houston Astros Minute Maid Park, Houston, TX Fri Aug 13 2010, 7:06 PM - 9:45 PM CDT Att: 36,124 - Roof Closed - 73 F								
36 Angel Sanchez, R OBP: 0.323, SLG: 0.367										4	1	2	0	0	2	1									
9 Hunter Pence, R OBP: 0.323, SLG: 0.438										3	1	1	0	1	2	0									
45 Carlos Lee, R OBP: 0.297, SLG: 0.408										3	1	1	3	1	0	0									
27 Geoff Blum, S OBP: 0.327, SLG: 0.325										4	1	1	0	0	1	3									
23 Chris Johnson, R OBP: 0.385, SLG: 0.541										4	0	1	0	0	1	3									
29 Brett Wallace, L OBP: 0.385, SLG: 0.353										4	0	1	1	0	0	0									
55 Humberto Quintero, R OBP: 0.250, SLG: 0.304										4	0	1	0	0	0	2									
39 Brett Myers, R OBP: 0.208, SLG: 0.174										2	0	1	0	0	1	0									
77 Pedro Feliz, R OBP: 0.243, SLG: 0.309										0	0	0	0	0	0	0									
59 Wilton Lopez, R ERA: 7.71										0	0	0	0	0	0	0									
4 Jason Michaels, R OBP: 0.286, SLG: 0.513										0	0	0	0	0	1	2									
37 Brandon Lyon, R ERA: 11.57										0	0	0	0	0	0	0									
Inning Stats	R: 0 E: 0 K: 1 S: 17	H: 2 LOB: 3 BB: 1 P: 22	R: 0 E: 0 K: 0 S: 10	H: 1 LOB: 1 BB: 0 P: 14	R: 0 E: 0 K: 2 S: 11	H: 0 LOB: 0 BB: 0 P: 16	R: 0 E: 0 K: 0 S: 5	H: 0 LOB: 0 BB: 0 P: 11	R: 0 E: 0 K: 2 S: 8	H: 0 LOB: 1 BB: 1 P: 13	R: 0 E: 0 K: 1 S: 9	H: 0 LOB: 0 BB: 0 P: 12	R: 0 E: 0 K: 1 S: 11	H: 1 LOB: 1 BB: 0 P: 17	R: 4 E: 0 K: 1 S: 24	H: 5 LOB: 2 BB: 1 P: 36	1B: 8 2B: 0 3B: 0 HR: 1	SF: 0 SAC: 0 DP: 0 HBP: 0	WP: 0 PB: 0 SB: 1 CS: 0	PA: 36					
PITCHER	IP	WLS	BF	H	R	ER	SO	BB	IBB	HBP	BLK	WP	HR	S	P	ERA	WHIP								
49 Ross Ohlendorf, R ERA: 3.95	6.2		26	4	0	0	7	2	0	0	0	0	0	70	104	0.00	0.900								
30 Chris Resop, R ERA: 7.71	0.1	H	1	0	0	0	0	0	0	0	0	0	0	1	1	0.00	0.000								
47 Evan Meek, R ERA: 2.12	0.1	L	7	5	4	4	0	1	0	0	0	0	1	18	27	108.00	18.000								
36 Wilfredo Ledezma, L ERA: 11.57	0.2		2	0	0	0	1	0	0	0	0	0	0	6	9	0.00	0.000								



Batter	1	2	3	4	5	6	7	8	9	AB	R	H	RBI	BB	SO	LOB	TOP
22 Andrew McCutchen, R OBP: 0.352, SLG: 0.426										4	1	1	0	0	1	3	
46 Garrett Jones, L OBP: 0.321, SLG: 0.430										3	1	1	2	1	2	1	
31 Jose Tabata, R OBP: 0.341, SLG: 0.380										4	0	0	0	0	2	3	
24 Pedro Alvarez, L OBP: 0.325, SLG: 0.448										4	0	0	0	0	4	1	
18 Neil Walker, S OBP: 0.347, SLG: 0.437										4	0	0	0	0	2	1	
41 Ryan Doumit, S OBP: 0.330, SLG: 0.415										3	0	0	0	0	1	1	
6 Jeff Clement, L OBP: 0.243, SLG: 0.379										4	0	2	0	0	2	1	
5 Ronny Cedeno, R OBP: 0.287, SLG: 0.367										0	0	0	0	0	0	0	
73 Argenis Diaz, R OBP: 0.417, SLG: 0.364										3	0	1	0	0	1	0	
24 Delwyn Young, S OBP: 0.236, SLG: 0.420										1	0	0	0	0	1	1	
28 Paul Maholm, L OBP: 0.125, SLG: 0.106										2	0	1	0	0	1	0	
30 Chris Resop, R OBP: 0.331, SLG: 0.374										0	0	0	0	0	0	0	
85 Lastings Milledge, R OBP: 0.331, SLG: 0.374										1	0	0	0	0	0	1	
Inning Stats	R: 2 H: 2 E: 1 K: 3 S: 15	H: 2 LOB: 1 BB: 0 P: 21	R: 0 H: 2 E: 0 K: 1 S: 11	H: 2 LOB: 3 BB: 1 P: 20	R: 0 H: 0 E: 0 K: 2 S: 10	H: 0 LOB: 0 BB: 0 P: 13	R: 0 H: 0 E: 0 K: 2 S: 10	H: 0 LOB: 1 BB: 0 P: 9	R: 0 H: 1 E: 0 K: 2 S: 12	H: 1 LOB: 2 BB: 0 P: 17	R: 0 H: 0 E: 0 K: 2 S: 8	H: 0 LOB: 0 BB: 0 P: 10	R: 0 H: 1 E: 0 K: 1 S: 10	H: 1 LOB: 2 BB: 0 P: 15	1B: 4 2B: 0 3B: 1 HR: 1	SF: 0 SAC: 1 DP: 0 HBP: 1	WP: 0 PA: 36 PB: 0 SB: 2 CS: 0
PITCHER	IP WLS BF H R ER SO BB IBB HBP BLK WP HR S P ERA WHIP																
20 Bud Norris, R ERA: 5.42	7.0 W 29 5 2 2 14 0 1 1 0 0 1 74 110 2.57 0.714																
59 Wilton Lopez, R ERA: 3.12	1.0 H 3 0 0 0 2 0 0 0 0 0 0 8 10 0.00 0.000																
37 Brandon Lyon, R ERA: 3.76	1.0 S 4 1 0 0 1 0 0 0 0 0 0 10 15 0.00 1.000																

Pittsburgh Pirates @ Houston Astros
Minute Maid Park, Houston, TX
Sat Aug 14 2010, 6:07 PM - 8:38 PM CDT
Att: 31,608 - Roof Closed - 73 F


AB 33
R 2
H 6
RBI 2
BB 1
SO 17
LOB 13



Batter	1	2	3	4	5	6	7	8	9	AB	R	H	RBI	BB	SO	LOB	BOTTOM
21 Michael Bourn, L OBP: 0.326, SLG: 0.328										3	0	0	0	0	1	2	
77 Pedro Feliz, R OBP: 0.243, SLG: 0.308										1	0	0	0	0	1	2	
15 Jason Castro, L OBP: 0.269, SLG: 0.271										0	0	0	0	0	0	0	
36 Angel Sanchez, R OBP: 0.321, SLG: 0.363										4	1	1	1	0	0	2	
9 Hunter Pence, R OBP: 0.327, SLG: 0.452										4	1	3	2	0	0	0	
45 Carlos Lee, R OBP: 0.294, SLG: 0.404										4	0	0	0	0	1	3	
59 Wilton Lopez, R ERA: 3.12										0	0	0	0	0	0	0	
37 Brandon Lyon, R ERA: 3.76										0	0	0	0	0	0	0	
8 Jeff Keppinger, R OBP: 0.352, SLG: 0.399										3	0	1	0	1	0	0	
4 Jason Michaels, R OBP: 0.292, SLG: 0.508										3	0	1	0	1	0	3	
23 Chris Johnson, R OBP: 0.376, SLG: 0.529										4	0	0	0	0	2	5	
55 Humberto Quintero, R OBP: 0.251, SLG: 0.304										3	0	1	0	0	0	0	
11 Jason Bourgeois, R OBP: 0.313, SLG: 0.304										1	1	0	0	0	1	1	
20 Bud Norris, R OBP: 0.200, SLG: 0.267										2	0	2	0	0	0	0	
29 Brett Wallace, L OBP: 0.385, SLG: 0.353										0	0	0	0	0	0	0	
Inning Stats	R: 0 H: 0 E: 0 K: 0 S: 5	H: 1 LOB: 1 BB: 0 P: 9	R: 0 H: 1 E: 0 K: 1 S: 13	H: 1 LOB: 1 BB: 0 P: 19	R: 1 H: 2 E: 0 K: 1 S: 9	H: 2 LOB: 1 BB: 0 P: 13	R: 0 H: 1 E: 0 K: 0 S: 5	H: 1 LOB: 2 BB: 1 P: 13	R: 2 H: 3 E: 0 K: 1 S: 16	H: 3 LOB: 2 BB: 0 P: 27	R: 0 H: 0 E: 0 K: 2 S: 8	H: 0 LOB: 1 BB: 1 P: 12	R: 0 H: 1 E: 0 K: 2 S: 8	H: 1 LOB: 1 BB: 0 P: 15	1B: 4 2B: 4 3B: 0 HR: 1	SF: 0 SAC: 1 DP: 0 HBP: 0	WP: 0 PA: 35 PB: 0 SB: 0 CS: 0
PITCHER	IP WLS BF H R ER SO BB IBB HBP BLK WP HR S P ERA WHIP																
28 Paul Maholm, L ERA: 4.86	6.2 L 30 9 3 3 4 1 0 0 0 0 0 0 14 20 4.05 1.500																
30 Chris Resop, R ERA: 6.46	1.1 5 0 0 0 2 1 0 0 0 0 0 0 14 20 0.00 0.750																

Pittsburgh Pirates @ Houston Astros
Minute Maid Park, Houston, TX
Sat Aug 14 2010, 6:07 PM - 8:38 PM CDT
Att: 31,608 - Roof Closed - 73 F

AB 32
R 3
H 9
RBI 3
BB 2
SO 6
LOB 18



Batter	1	2	3	4	5	6	7	8	9	AB	R	H	RBI	BB	SO	LOB	TOP					
2 Hanley Ramirez, R OBP: 0.365, SLG: 0.453										4	0	0	0	0	0	1						
20 Logan Morrison, L OBP: 0.376, SLG: 0.375										3	1	1	0	1	0	0						
15 Gaby Sanchez, R OBP: 0.351, SLG: 0.452										4	0	0	0	0	0	3						
6 Dan Uggla, R OBP: 0.378, SLG: 0.526										4	0	3	1	0	0	0						
27 Giancarlo Stanton, R OBP: 0.349, SLG: 0.565										3	0	1	0	1	2	2						
12 Cody Ross, R OBP: 0.315, SLG: 0.392										3	0	0	0	1	0	4						
18 Wes Helms, R OBP: 0.297, SLG: 0.362										4	0	0	0	0	1	4						
9 Brett Hayes, R OBP: 0.288, SLG: 0.375										3	0	0	0	0	3	0						
41 Chris Volstad, R OBP: 0.091, SLG: 0.091										2	0	0	0	0	2	0						
57 Taylor Tankersley, L ERA: 4.26										0	0	0	0	0	0	0						
44 Brian Sanches, R ERA: 5.79										0	0	0	0	0	0	0						
1 Emilio Bonifacio, S OBP: 0.279, SLG: 0.328										0	0	0	0	1	0	0						
46 Juan Carlos Oviedo, R ERA: 4.03										0	0	0	0	0	0	0						
Inning Stats	R: 0 E: 0 K: 0 S: 6	H: 0 LOB: 0 BB: 0 P: 8	R: 0 E: 0 K: 1 S: 8	H: 1 LOB: 1 BB: 1 P: 14	R: 0 E: 0 K: 2 S: 11	H: 0 LOB: 0 BB: 0 P: 13	R: 1 E: 0 K: 0 S: 10	H: 1 LOB: 1 BB: 1 P: 22	R: 0 E: 0 K: 2 S: 9	H: 0 LOB: 0 BB: 0 P: 14	R: 0 E: 0 K: 0 S: 8	H: 0 LOB: 0 BB: 0 P: 14	R: 0 E: 0 K: 1 S: 16	H: 1 LOB: 1 BB: 0 P: 24	R: 0 E: 0 K: 1 S: 24	H: 0 LOB: 2 BB: 2 P: 34	R: 0 E: 0 K: 1 S: 9	H: 2 LOB: 1 BB: 0 P: 14	1B: 4 2B: 1 3B: 0 HR: 0	SF: 0 SAC: 0 DP: 2 HBP: 0	WP: 0 PB: 0 SB: 0 CS: 0	PA: 34
PITCHER	IP	WLS	BF	H	R	ER	SO	BB	IBB	HBP	BLK	WP	HR	S	P	ERA	WHIP					
53 James McDonald, R	7.0	W	25	3	1	1	6	2	0	0	0	0	0	68	109	1.29	0.714					
30 Chris Resop, R	1.0		5	0	0	0	1	2	0	0	0	0	0	24	34	0.00	2.000					
Joel Hanrahan, R	1.0		4	2	0	0	1	0	0	0	0	0	0	9	14	0.00	2.000					

Florida Marlins @ Pittsburgh Pirates
PNC Park, Pittsburgh, PA
Mon Aug 16 2010, 7:06 PM - 9:43 PM EDT
Att. 13,396 - Clear - 82 F

AB 30
R 1
H 5
RBI 1
BB 4
SO 8
LOB 14





Batter	1	2	3	4	5	6	7	8	9	AB	R	H	RBI	BB	SO	LOB	BOTTOM					
22 Andrew McCutchen, R OBP: 0.353, SLG: 0.431										4	2	2	1	0	0	0						
31 Jose Tabata, R OBP: 0.343, SLG: 0.374										2	2	0	0	2	1	0						
18 Neil Walker, S OBP: 0.352, SLG: 0.440										3	2	1	0	0	0	0						
46 Garrett Jones, L OBP: 0.318, SLG: 0.427										3	1	1	3	0	0	0						
24 Pedro Alvarez, L OBP: 0.336, SLG: 0.447										4	0	2	3	0	1	0						
41 Ryan Doumit, S OBP: 0.326, SLG: 0.409										4	0	0	0	0	1	2						
19 Chris Snyder, R OBP: 0.343, SLG: 0.403										4	0	2	0	0	0	0						
73 Argenis Diaz, R OBP: 0.389, SLG: 0.313										3	0	1	0	0	0	3						
53 James McDonald, L										3	0	0	0	0	2	3						
30 Chris Resop, R										0	0	0	0	0	0	0						
Joel Hanrahan, R										0	0	0	0	0	0	0						
Inning Stats	R: 2 E: 0 K: 0 S: 10	H: 2 LOB: 1 BB: 1 P: 21	R: 0 E: 0 K: 1 S: 6	H: 1 LOB: 0 BB: 0 P: 8	R: 0 E: 0 K: 0 S: 5	H: 0 LOB: 0 BB: 0 P: 8	R: 0 E: 0 K: 0 S: 4	H: 0 LOB: 0 BB: 0 P: 6	R: 0 E: 0 K: 1 S: 8	H: 1 LOB: 0 BB: 0 P: 10	R: 4 E: 0 K: 1 S: 17	H: 4 LOB: 2 BB: 1 P: 33	R: 1 E: 0 K: 1 S: 14	H: 1 LOB: 0 BB: 0 P: 17	R: 0 E: 0 K: 1 S: 6	H: 0 LOB: 0 BB: 0 P: 10	1B: 6 2B: 2 3B: 0 HR: 1	SF: 1 SAC: 0 DP: 1 HBP: 1	WP: 0 PB: 0 SB: 1 CS: 0	PA: 34		
PITCHER	IP	WLS	BF	H	R	ER	SO	BB	IBB	HBP	BLK	WP	HR	S	P	ERA	WHIP					
41 Chris Volstad, R	5.0	L	21	5	5	5	2	2	0	1	0	0	0	37	62	9.00	1.400					
57 Taylor Tankersley, L	0.0		2	2	1	1	0	0	0	0	0	0	0	4	8	-	-					
44 Brian Sanches, R	2.0		8	2	1	1	2	0	0	0	0	0	1	23	33	4.50	1.000					
46 Juan Carlos Oviedo, R	1.0		3	0	0	0	1	0	0	0	0	0	0	6	10	0.00	0.000					

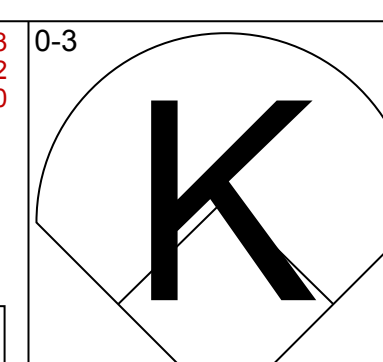
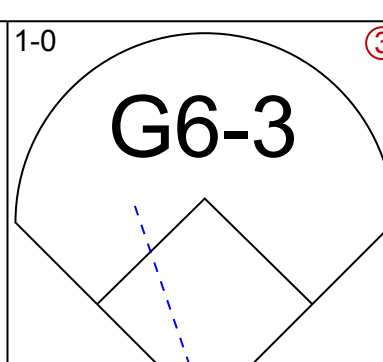
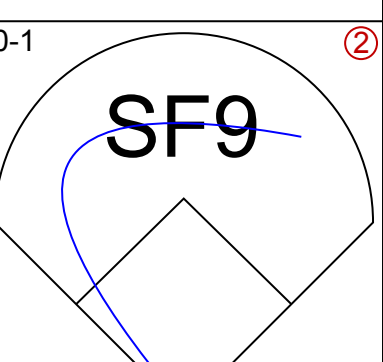
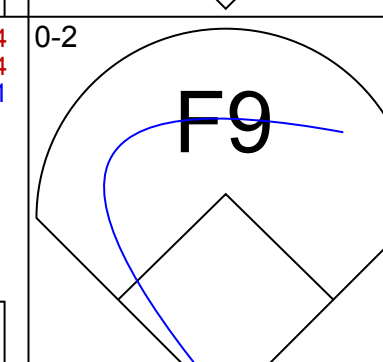
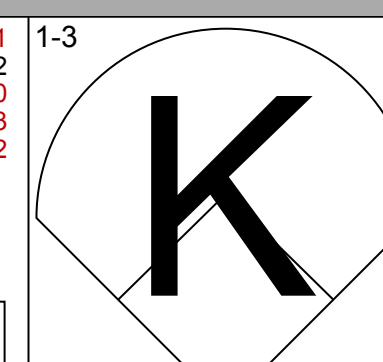
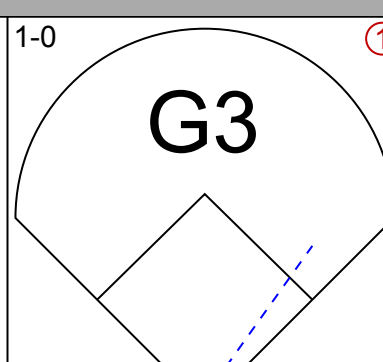
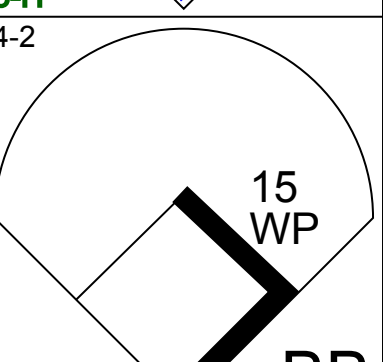
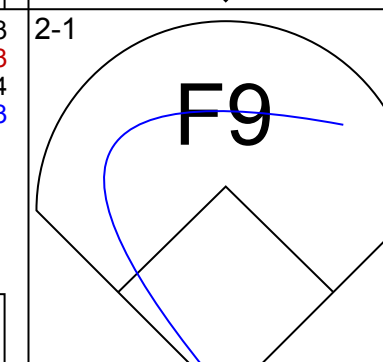
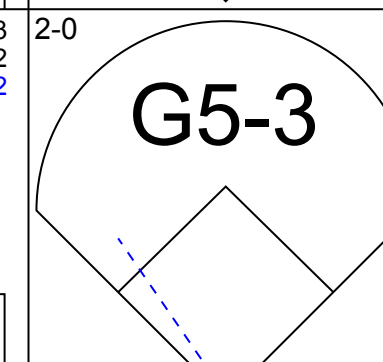
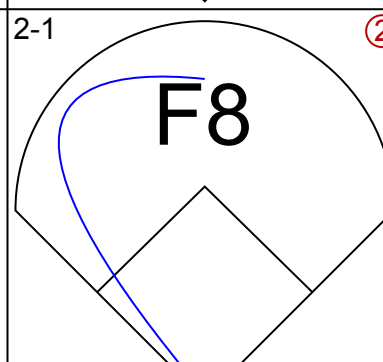
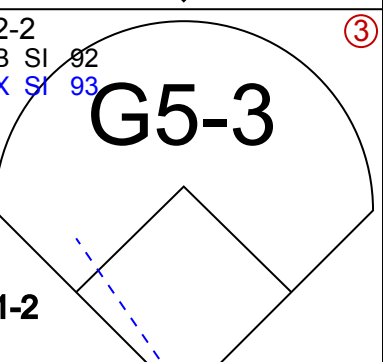
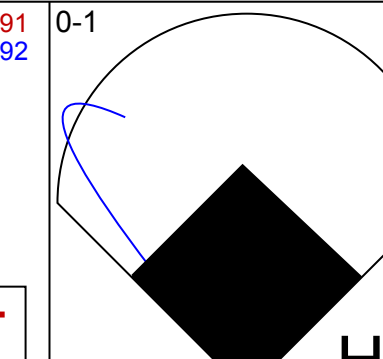
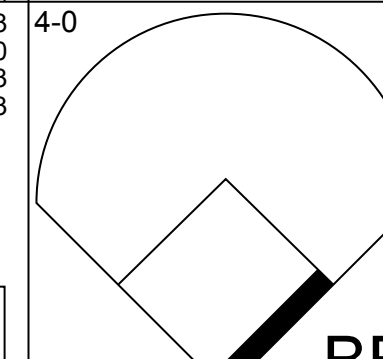
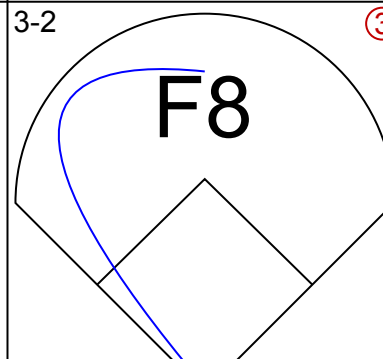
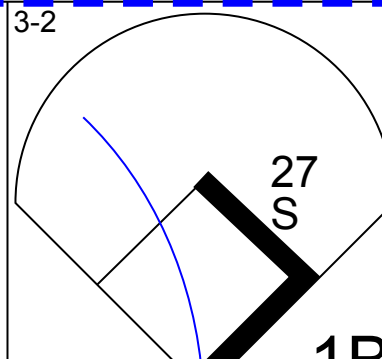
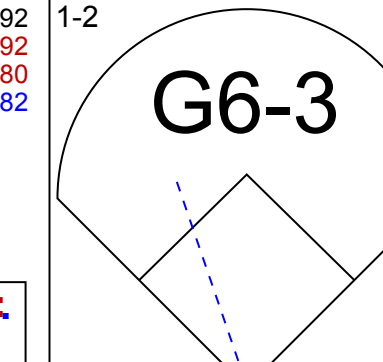
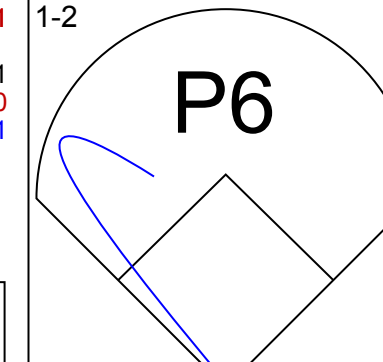
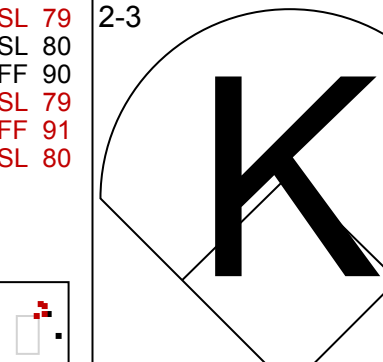
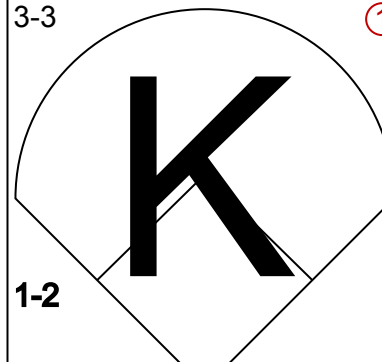
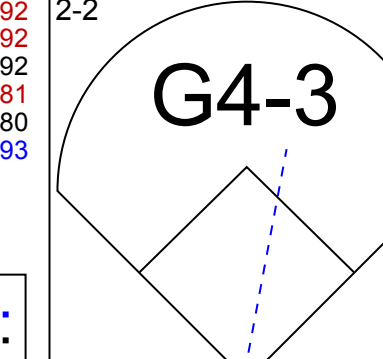
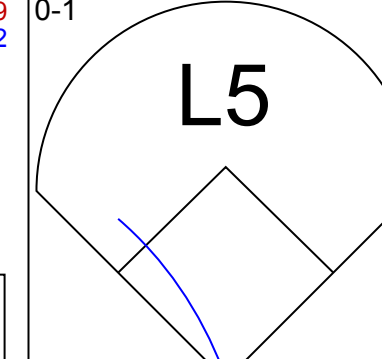
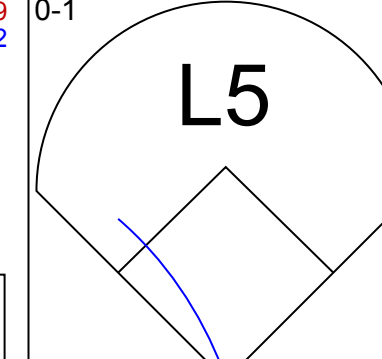
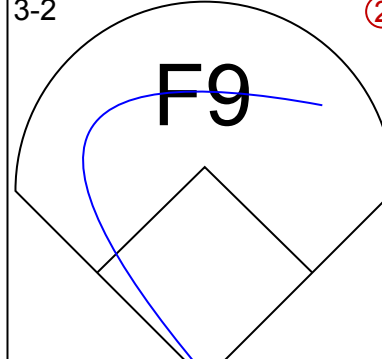
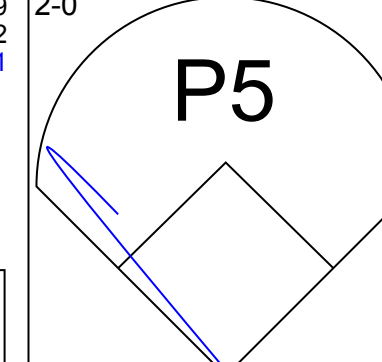
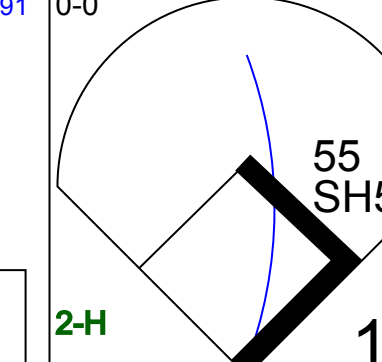
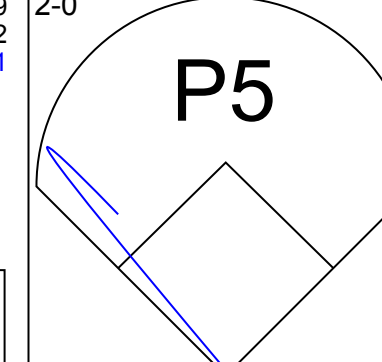
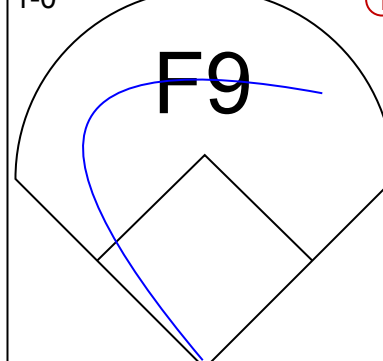

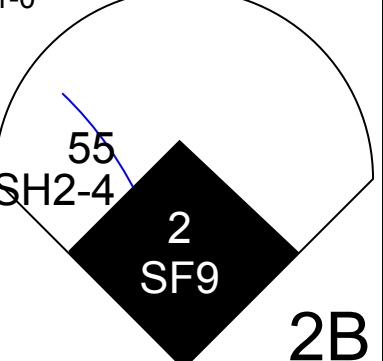
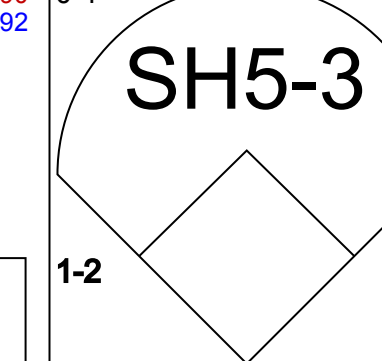
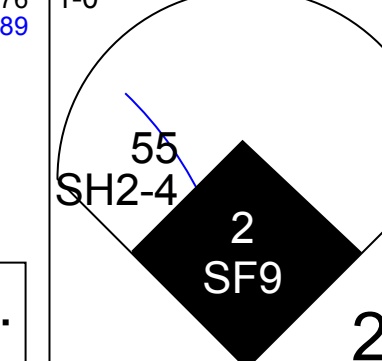
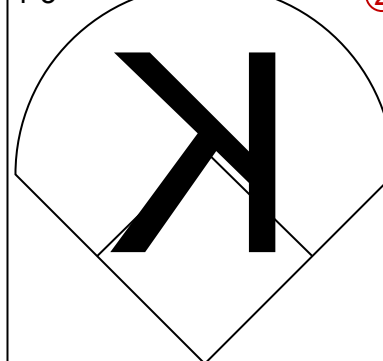
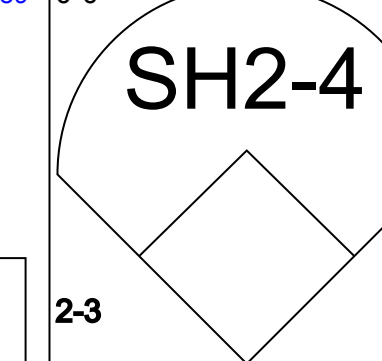
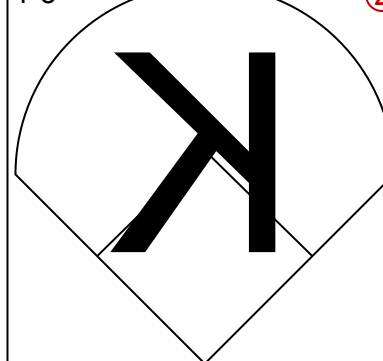
Florida Marlins @ Pittsburgh Pirates
PNC Park, Pittsburgh, PA
Mon Aug 16 2010, 7:06 PM - 9:43 PM EDT
Att. 13,396 - Clear - 82 F

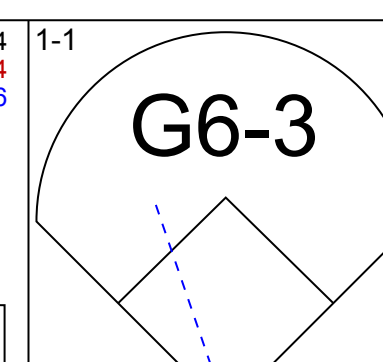
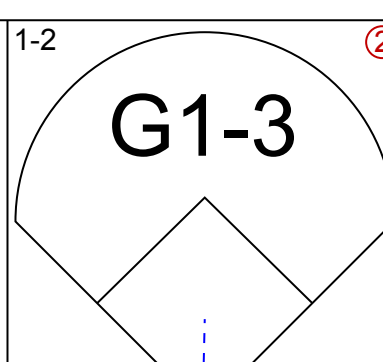
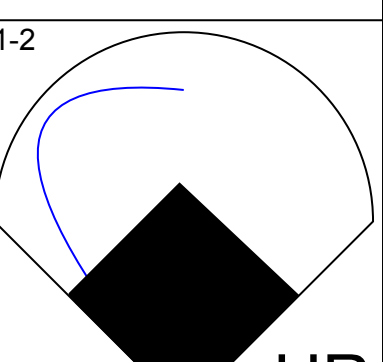
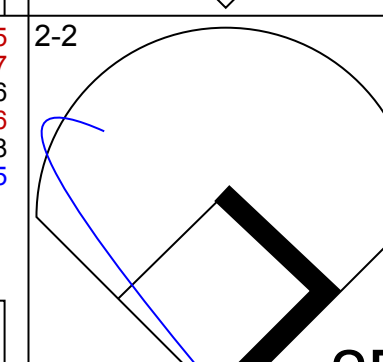
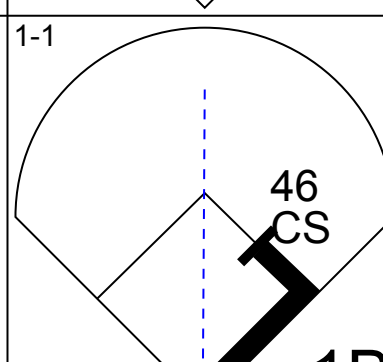
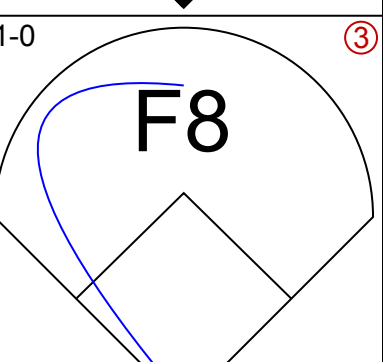
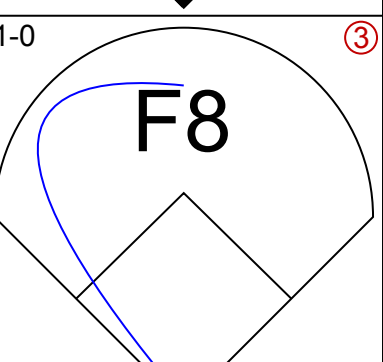
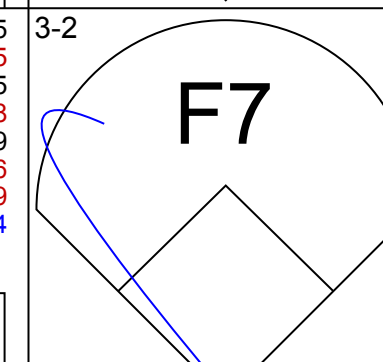
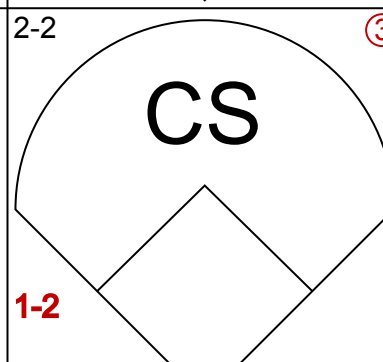
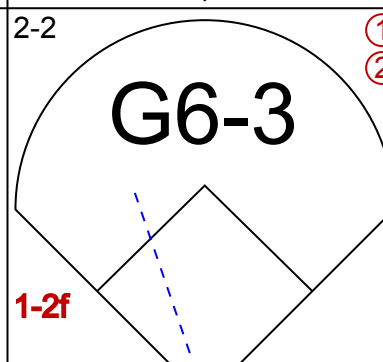
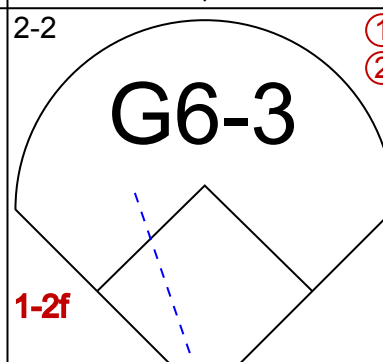
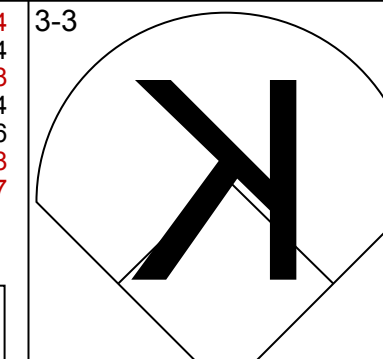
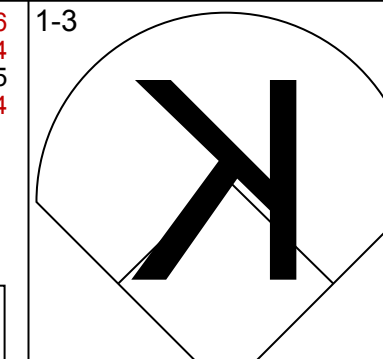
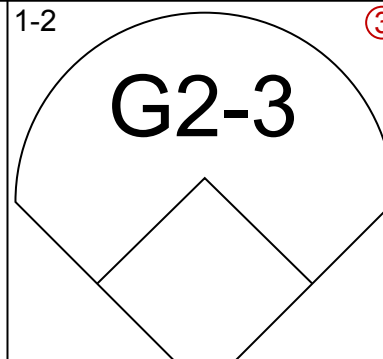
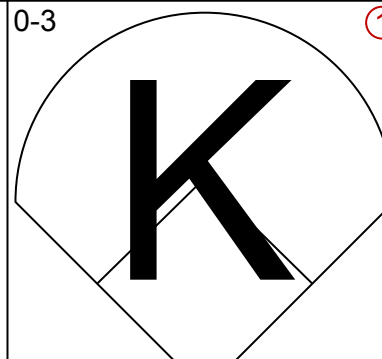
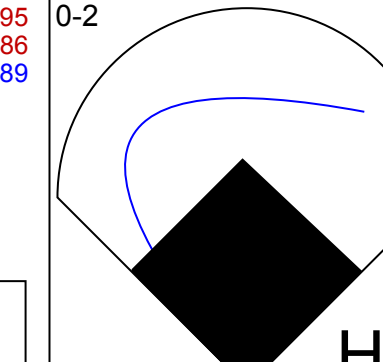
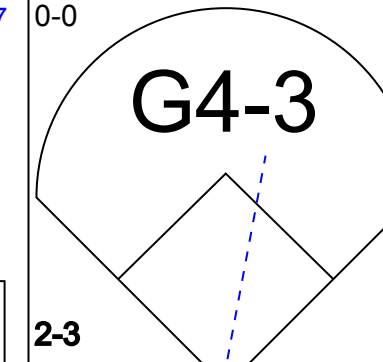

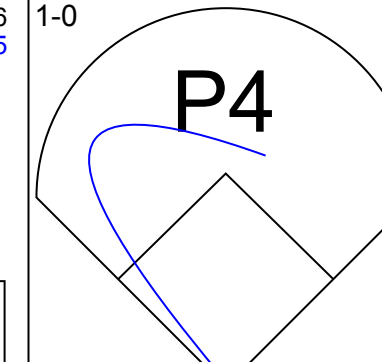
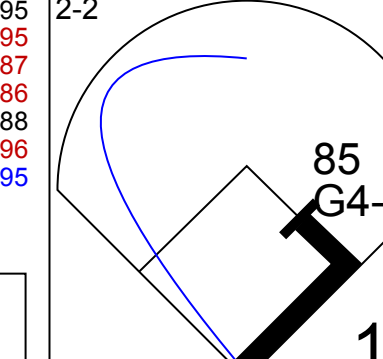
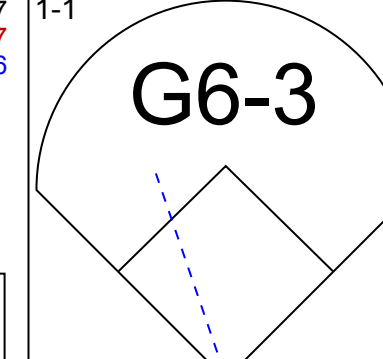

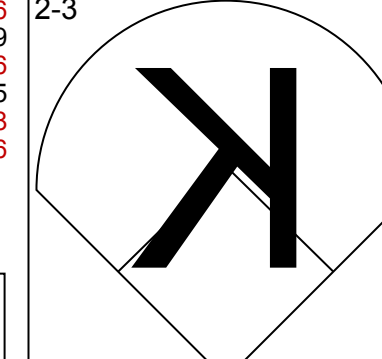
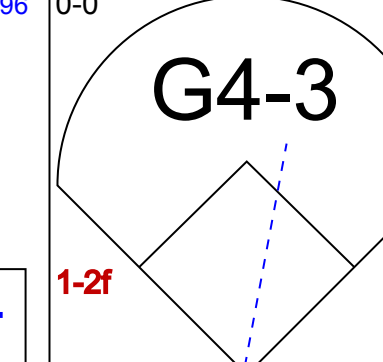
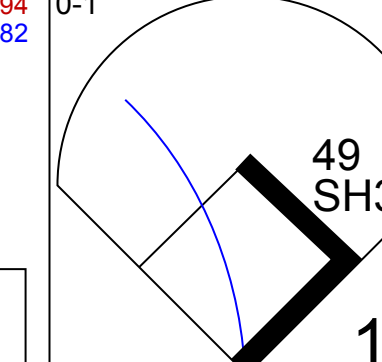
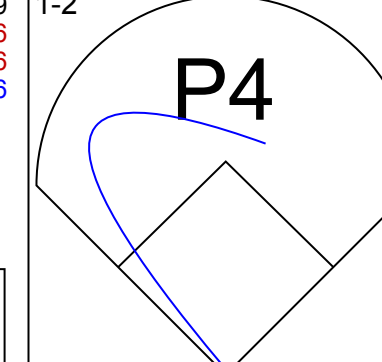
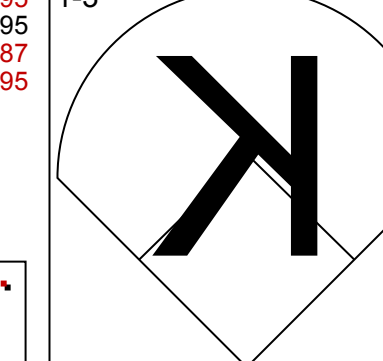


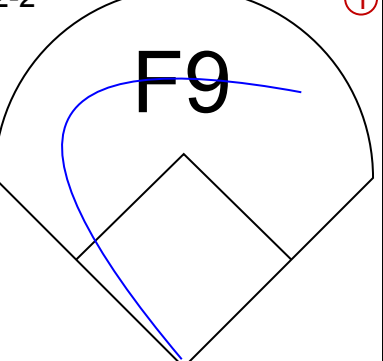
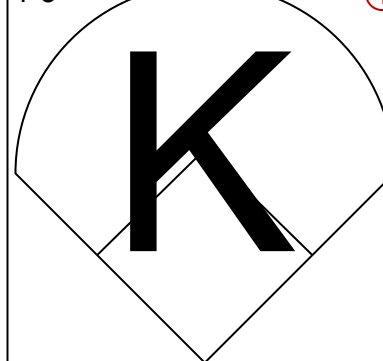
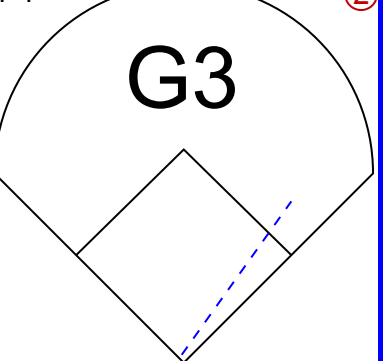
AB 30
R 7
H 9
RBI 7
BB 2
SO 5
LOB 8




Batter	1	2	3	4	5	6	7	8	9	AB	R	H	RBI	BB	SO	LOB	TOP		
2 Hanley Ramirez, R OBP: 0.366, SLG: 0.451	G6-3		G5-3			K				4	2	1	0	0	1	1	Florida Marlins @ Pittsburgh Pirates PNC Park, Pittsburgh, PA Tue Aug 17 2010, 7:06 PM - 9:54 PM EDT Att: 14,156 - Partly Cloudy - 79 F		
20 Logan Morrison, L OBP: 0.379, SLG: 0.390	G6-3		G1-3				P5			5	1	2	1	0	0	0			
15 Gaby Sanchez, R OBP: 0.352, SLG: 0.453							F7			5	0	2	2	0	2	1			
6 Dan Uggla, R OBP: 0.378, SLG: 0.524										3	0	1	1	1	2	1			
27 Giancarlo Stanton, R OBP: 0.347, SLG: 0.557										3	0	0	0	1	1	3			
12 Cody Ross, R OBP: 0.313, SLG: 0.388										4	0	0	0	0	1	1			
18 Wes Helms, R OBP: 0.301, SLG: 0.362										3	2	1	0	1	0	1	AB 35 R 6 H 10 RBI 6 BB 3 SO 9 LOB 12		
29 Ronny Paulino, R OBP: 0.309, SLG: 0.350										4	0	1	0	0	1	3			
47 Ricky Nolasco, R OBP: 0.208, SLG: 0.239										3	1	2	2	0	1	1			
43 Jose Veras, R OBP: 0.298, SLG: 0.269										0	0	0	0	0	0	0			
3 Chad Tracy, L OBP: 0.298, SLG: 0.269										1	0	0	0	0	0	0			
32 Clay Hensley, R										0	0	0	0	0	0	0	WP: 0 PA: 40 FB: 0 SB: 0 CS: 0		
Inning Stats	R: 0 E: 0 K: 1 S: 11	H: 1 LOB: 2 BB: 1 P: 18	R: 0 E: 0 K: 1 S: 12	H: 1 LOB: 1 BB: 0 P: 17	R: 0 E: 0 K: 1 S: 7	H: 0 LOB: 0 BB: 0 P: 13	R: 0 E: 0 K: 0 S: 9	H: 1 LOB: 0 BB: 0 P: 15	R: 4 E: 0 K: 2 S: 15	H: 4 LOB: 1 BB: 1 P: 27	R: 1 E: 0 K: 2 S: 12	H: 2 LOB: 1 BB: 0 P: 18	R: 0 E: 0 K: 1 S: 5	H: 0 LOB: 0 BB: 0 P: 8	R: 0 E: 0 K: 1 S: 9	H: 0 LOB: 1 BB: 0 P: 18	1B: 7 2B: 3 3B: 0 HR: 0	SF: 1 SAC: 0 DP: 0 HBP: 1	WP: 0 PA: 40 FB: 0 SB: 0 CS: 0
PITCHER	IP WLS BF H R ER SO BB IBB HBP BLK WP HR S P ERA WHIP	PITCHER IP WLS BF H R ER SO BB IBB HBP BLK WP HR S P ERA WHIP																	
57 Zach Duke, L ERA: 5.33	5.2 L 27 9 5 5 4 2 0 0 0 0 0 0 61 101 7.94 1.941																		
43 Sean Gallagher, R ERA: 5.4	0.1 1 0 0 0 1 0 0 0 0 0 0 0 5 7 0.00 0.000																		
36 Wilfredo Ledezma, L ERA: 9.72	1.0 3 0 0 0 1 0 0 0 0 0 0 0 5 8 0.00 0.000																		
34 Daniel McCutchen, R ERA: 6.8	1.0 4 0 0 0 1 1 0 0 0 0 0 0 9 18 0.00 1.000																		
61 Chan Ho Park, R ERA: 6.25	1.0 5 1 1 1 2 0 0 0 1 0 0 0 11 20 9.00 1.000																		

Batter	1	2	3	4	5	6	7	8	9	AB	R	H	RBI	BB	SO	LOB	BOTTOM		
22 Andrew McCutchen, R OBP: 0.352, SLG: 0.428	K									3	0	0	0	1	1	0	Florida Marlins @ Pittsburgh Pirates PNC Park, Pittsburgh, PA Tue Aug 17 2010, 7:06 PM - 9:54 PM EDT Att: 14,156 - Partly Cloudy - 79 F		
31 Jose Tabata, R OBP: 0.345, SLG: 0.377										4	0	2	0	0	0	1			
18 Neil Walker, S OBP: 0.347, SLG: 0.433										4	0	0	0	0	2	4			
46 Garrett Jones, L OBP: 0.317, SLG: 0.426										4	0	1	0	0	2	0			
24 Pedro Alvarez, L OBP: 0.339, SLG: 0.453										4	0	2	0	0	0	0			
41 Ryan Doumit, S OBP: 0.322, SLG: 0.404										4	0	0	0	0	3	3			
19 Chris Snyder, R OBP: 0.339, SLG: 0.398										3	0	0	0	0	1	2	AB 32 R 0 H 6 RBI 0 BB 1 SO 11 LOB 10		
73 Argenis Diaz, R OBP: 0.333, SLG: 0.263										3	0	0	0	0	1	0			
57 Zach Duke, L OBP: 0.135, SLG: 0.141										1	0	0	0	0	0	0			
43 Sean Gallagher, R OBP: 0.266, SLG: 0.309										0	0	0	0	0	0	0			
15 Andy LaRoche, R OBP: 0.266, SLG: 0.309										0	0	0	0	0	0	0			
36 Wilfredo Ledezma, L OBP: 0.266, SLG: 0.309										0	0	0	0	0	0	0			
34 Daniel McCutchen, R OBP: 0.266, SLG: 0.309										0	0	0	0	0	0	0			
24 Delwyn Young, S OBP: 0.266, SLG: 0.309										1	0	0	0	0	1	0			
61 Chan Ho Park, R OBP: 0.266, SLG: 0.309										0	0	0	0	0	0	0			
Inning Stats	R: 0 E: 0 K: 2 S: 11	H: 1 LOB: 1 BB: 0 P: 16	R: 0 E: 0 K: 2 S: 8	H: 0 LOB: 0 BB: 0 P: 12	R: 0 E: 0 K: 1 S: 10	H: 0 LOB: 0 BB: 0 P: 15	R: 0 E: 0 K: 0 S: 10	H: 0 LOB: 0 BB: 0 P: 14	R: 0 E: 0 K: 2 S: 11	H: 0 LOB: 0 BB: 0 P: 17	R: 0 E: 0 K: 2 S: 15	H: 2 LOB: 3 BB: 1 P: 25	R: 0 E: 0 K: 0 S: 8	H: 2 LOB: 1 BB: 0 P: 12	R: 0 E: 0 K: 1 S: 10	H: 0 LOB: 1 BB: 0 P: 15	1B: 5 2B: 2 3B: 0 HR: 0	SF: 0 SAC: 0 DP: 2 HBP: 0	WP: 1 PA: 33 FB: 0 SB: 0 CS: 1
PITCHER	IP WLS BF H R ER SO BB IBB HBP BLK WP HR S P ERA WHIP	PITCHER IP WLS BF H R ER SO BB IBB HBP BLK WP HR S P ERA WHIP																	
47 Ricky Nolasco, R ERA: 4.22	6.0 W 23 9 0 0 9 1 0 0 0 0 0 0 71 108 0.00 1.000																		
43 Jose Veras, R ERA: 3.49	2.0 6 0 0 0 1 0 0 0 0 0 0 0 12 18 0.00 0.000																		
32 Clay Hensley, R ERA: 2.8	1.0 4 1 0 0 1 0 0 0 0 0 0 0 12 19 0.00 1.000																		

Batter	1	2	3	4	5	6	7	8	9	AB	R	H	RBI	BB	SO	LOB	TOP								
2 Hanley Ramirez, R OBP: 0.363, SLG: 0.448										3	0	0	1	0	2	1	Florida Marlins @ Pittsburgh Pirates PNC Park, Pittsburgh, PA Wed Aug 18, 2010, 7:06 PM - 9:40 PM EDT Att: 12,242 - Partly Cloudy - 84 F								
20 Logan Morrison, L OBP: 0.374, SLG: 0.375										3	0	0	0	1	1	0									
15 Gaby Sanchez, R OBP: 0.349, SLG: 0.449										4	0	0	0	0	0	1									
6 Dan Uggla, R OBP: 0.381, SLG: 0.532										3	1	2	1	1	0	0									
27 Giancarlo Stanton, R OBP: 0.342, SLG: 0.547										4	0	0	0	0	2	2									
12 Cody Ross, R OBP: 0.312, SLG: 0.389										4	1	1	0	0	0	1									
3 Chad Tracy, L OBP: 0.273										3	0	1	1	0	0	0									
18 Wes Helms, R OBP: 0.299, SLG: 0.360										1	0	0	0	0	1	1									
29 Ronny Paulino, R OBP: 0.309, SLG: 0.353										3	1	1	0	0	0	1									
55 Josh Johnson, L OBP: 0.113, SLG: 0.096										1	0	0	0	0	1	0									
46 Juan Carlos Oviedo, R OBP: 0.299, SLG: 0.360										0	0	0	0	0	0	0									
Inning Stats	R: 0 E: 0 K: 1 S: 8	H: 0 LOB: 0 BB: 0 P: 10	R: 1 E: 0 K: 0 S: 11	H: 1 LOB: 0 BB: 0 P: 16	R: 0 E: 0 K: 1 S: 6	H: 0 LOB: 0 BB: 0 P: 9	R: 0 E: 0 K: 1 S: 8	H: 0 LOB: 1 BB: 1 P: 16	R: 1 E: 0 K: 1 S: 10	H: 2 LOB: 1 BB: 0 P: 12	R: 0 E: 0 K: 0 S: 6	H: 0 LOB: 0 BB: 0 P: 12	R: 0 E: 0 K: 1 S: 7	H: 0 LOB: 0 BB: 0 P: 11	R: 1 E: 0 K: 0 S: 10	H: 1 LOB: 1 BB: 1 P: 17	R: 0 E: 0 K: 2 S: 15	H: 1 LOB: 1 BB: 0 P: 24	1B: 2 2B: 2 3B: 0 HR: 1	SF: 1 SAC: 2 DP: 0 HBP: 0	WP: 1 PB: 0 SB: 1 CS: 0	PA: 34			
PITCHER	IP	WLS	BF	H	R	ER	SO	BB	IBB	HBP	BLK	WP	HR	S	P	ERA	WHIP								
49 Ross Ohlendorf, R ERA: 3.9	8.0	L	30	4	3	3	5	2	0	0	0	1	1	66	103	3.38	0.750								
47 Evan Meek, R ERA: 2.09	1.0		4	1	0	0	2	0	0	0	0	0	0	15	24	0.00	1.000								

Batter	1	2	3	4	5	6	7	8	9	AB	R	H	RBI	BB	SO	LOB	BOTTOM								
22 Andrew McCutchen, R OBP: 0.351, SLG: 0.433										4	1	1	1	0	0	1	Florida Marlins @ Pittsburgh Pirates PNC Park, Pittsburgh, PA Wed Aug 18, 2010, 7:06 PM - 9:40 PM EDT Att: 12,242 - Partly Cloudy - 84 F								
31 Jose Tabata, R OBP: 0.351, SLG: 0.387										4	0	3	0	0	0	0									
46 Garrett Jones, L OBP: 0.317, SLG: 0.423										3	0	0	0	1	0	2									
24 Pedro Alvarez, L OBP: 0.333, SLG: 0.444										4	0	0	0	0	3	3									
41 Ryan Doumit, S OBP: 0.322, SLG: 0.412										4	1	1	1	0	1	2									
24 Delwyn Young, S OBP: 0.291, SLG: 0.411										4	0	1	0	0	1	2									
85 Lastings Milledge, R OBP: 0.330, SLG: 0.372										3	0	1	0	0	0	1									
73 Argenis Diaz, R OBP: 0.292, SLG: 0.227										3	0	0	0	0	2	1									
49 Ross Ohlendorf, R ERA: 2.27	8.0	W	29	7	2	2	6	0	0	0	0	0	0	0	1	0									
18 Neil Walker, S OBP: 0.349, SLG: 0.431										1	0	0	0	0	1	0									
47 Evan Meek, R OBP: 1.000, SLG: 1.000										0	0	0	0	0	0	0									
Inning Stats	R: 0 E: 0 K: 1 S: 15	H: 1 LOB: 1 BB: 0 P: 24	R: 1 E: 0 K: 0 S: 12	H: 2 LOB: 0 BB: 0 P: 15	R: 0 E: 0 K: 1 S: 10	H: 1 LOB: 0 BB: 0 P: 15	R: 0 E: 0 K: 1 S: 8	H: 0 LOB: 1 BB: 0 P: 11	R: 0 E: 0 K: 0 S: 10	H: 1 LOB: 1 BB: 0 P: 12	R: 0 E: 0 K: 0 S: 9	H: 0 LOB: 0 BB: 0 P: 12	R: 0 E: 0 K: 1 S: 8	H: 0 LOB: 0 BB: 0 P: 12	R: 1 E: 0 K: 0 S: 9	H: 1 LOB: 0 BB: 0 P: 14	R: 0 E: 0 K: 2 S: 11	H: 0 LOB: 1 BB: 1 P: 20	1B: 4 2B: 1 3B: 0 HR: 2	SF: 0 SAC: 1 DP: 2 HBP: 0	WP: 0 PB: 0 SB: 0 CS: 1	PA: 34			
PITCHER	IP	WLS	BF	H	R	ER	SO	BB	IBB	HBP	BLK	WP	HR	S	P	ERA	WHIP								
55 Josh Johnson, R	8.0		29	7	2	2	6	0	0	0	0	0	0	11	15	2.25	0.875								
46 Juan Carlos Oviedo, R ERA: 3.04	1.0	S	4	0	0	0	2	1	0	0	0	0	0	11	20	0.00	1.000								

AB 29
R 3
H 5
RBI 3
BB 2
SO 7
LOB 7



AB 31
R 2
H 7
RBI 2
BB 1
SO 8
LOB 12



Batter	1	2	3	4	5	6	7	8	9	AB	R	H	RBI	BB	SO	LOB	TOP							
7 José Reyes, S OBP: 0.326, SLG: 0.429		G6-3				G3											5 2 3 0 0 0 0							
16 Angel Pagan, S OBP: 0.352, SLG: 0.452		P4				G6-3		F8									5 1 2 0 0 0 2							
15 Carlos Beltrán, S OBP: 0.328, SLG: 0.351		K				E7		G3									5 0 1 1 0 1 2							
23 Chris Carter, L OBP: 0.307, SLG: 0.413																	4 2 2 2 0 0 1							
12 Jeff Francoeur, R OBP: 0.298, SLG: 0.370																	1 0 0 0 0 0 0							
5 David Wright, R OBP: 0.364, SLG: 0.489																	5 2 3 0 0 0 1							
29 Ike Davis, L OBP: 0.322, SLG: 0.413																	4 0 2 1 0 0 1							
30 Josh Thole, L OBP: 0.365, SLG: 0.355																	4 0 2 2 0 0 1							
11 Rubén Tejada, R OBP: 0.270, SLG: 0.215																	3 0 0 0 1 0 3							
34 Mike Pelfrey, R OBP: 0.149, SLG: 0.111																	4 0 0 0 0 0 1							
39 Bobby Parnell, R																	0 0 0 0 0 0 0							
Inning Stats	R: 3 E: 0 K: 1 S: 20	H: 5 LOB: 2 BB: 0 P: 31	R: 0 E: 0 K: 0 S: 10	H: 1 LOB: 1 BB: 0 P: 17	R: 2 E: 0 K: 0 S: 10	H: 3 LOB: 0 BB: 0 P: 16	R: 2 E: 1 K: 0 S: 11	H: 3 LOB: 1 BB: 0 P: 14	R: 0 E: 0 K: 0 S: 6	H: 0 LOB: 0 BB: 1 P: 16	R: 0 E: 0 K: 0 S: 6	H: 0 LOB: 0 BB: 0 P: 9	R: 0 E: 0 K: 0 S: 16	H: 2 LOB: 1 BB: 0 P: 23	R: 0 E: 0 K: 0 S: 12	H: 1 LOB: 1 BB: 0 P: 16	R: 0 E: 0 K: 0 S: 11	H: 0 LOB: 0 BB: 0 P: 16	1B: 12 2B: 2 3B: 0 HR: 1	SF: 0 SAC: 0 DP: 1 HBP: 0	WP: 0 PB: 0 SB: 2 CS: 1	PA: 41		
PITCHER	IP WLS BF H R ER SO BB IBB HBP BLK WP HR S P ERA WHIP	IP WLS BF H R ER SO BB IBB HBP BLK WP HR S P ERA WHIP	IP WLS BF H R ER SO BB IBB HBP BLK WP HR S P ERA WHIP	IP WLS BF H R ER SO BB IBB HBP BLK WP HR S P ERA WHIP	IP WLS BF H R ER SO BB IBB HBP BLK WP HR S P ERA WHIP	IP WLS BF H R ER SO BB IBB HBP BLK WP HR S P ERA WHIP	IP WLS BF H R ER SO BB IBB HBP BLK WP HR S P ERA WHIP	IP WLS BF H R ER SO BB IBB HBP BLK WP HR S P ERA WHIP	IP WLS BF H R ER SO BB IBB HBP BLK WP HR S P ERA WHIP	IP WLS BF H R ER SO BB IBB HBP BLK WP HR S P ERA WHIP	IP WLS BF H R ER SO BB IBB HBP BLK WP HR S P ERA WHIP	IP WLS BF H R ER SO BB IBB HBP BLK WP HR S P ERA WHIP	IP WLS BF H R ER SO BB IBB HBP BLK WP HR S P ERA WHIP	IP WLS BF H R ER SO BB IBB HBP BLK WP HR S P ERA WHIP	IP WLS BF H R ER SO BB IBB HBP BLK WP HR S P ERA WHIP	IP WLS BF H R ER SO BB IBB HBP BLK WP HR S P ERA WHIP	IP WLS BF H R ER SO BB IBB HBP BLK WP HR S P ERA WHIP	IP WLS BF H R ER SO BB IBB HBP BLK WP HR S P ERA WHIP	IP WLS BF H R ER SO BB IBB HBP BLK WP HR S P ERA WHIP	IP WLS BF H R ER SO BB IBB HBP BLK WP HR S P ERA WHIP	IP WLS BF H R ER SO BB IBB HBP BLK WP HR S P ERA WHIP	IP WLS BF H R ER SO BB IBB HBP BLK WP HR S P ERA WHIP	IP WLS BF H R ER SO BB IBB HBP BLK WP HR S P ERA WHIP	
22 Andrew McCutchen, R OBP: 0.353, SLG: 0.440		G3															3 0 2 1 1 0 0							
31 Jose Tabata, R OBP: 0.348, SLG: 0.380		G4-3															3 0 0 0 1 0 2							
18 Neil Walker, S OBP: 0.344, SLG: 0.430		F7															4 0 1 0 0 0 2							
24 Pedro Alvarez, L OBP: 0.322, SLG: 0.426																	4 0 0 0 0 3 4							
41 Ryan Doumit, S OBP: 0.318, SLG: 0.415																	4 1 1 1 0 1 2							
6 Jeff Clement, L OBP: 0.237, SLG: 0.368																	4 0 0 0 0 0 0							
19 Chris Snyder, R OBP: 0.336, SLG: 0.399																	4 0 1 0 0 0 0							
5 Ronny Cedeno, R OBP: 0.287, SLG: 0.369																	4 1 1 0 0 2 0							
27 Jeff Karstens, R OBP: 0.297, SLG: 0.406																	0 0 0 0 0 0 0							
43 Sean Gallagher, R OBP: 0.297, SLG: 0.406																	1 0 0 0 0 0 0							
36 Wilfredo Ledezma, L OBP: 0.297, SLG: 0.406																	0 0 0 0 0 0 0							
24 Delwyn Young, S OBP: 0.297, SLG: 0.406																	0 0 0 0 0 0 0							
30 Chris Resop, R OBP: 0.297, SLG: 0.406																	0 0 0 0 0 0 0							
61 Chan Ho Park, R OBP: 0.297, SLG: 0.406																	0 0 0 0 0 0 0							
Inning Stats	R: 0 E: 0 K: 0 S: 7	H: 0 LOB: 0 BB: 0 P: 9	R: 1 E: 0 K: 1 S: 15	H: 1 LOB: 0 BB: 0 P: 22	R: 1 E: 1 K: 1 S: 15	H: 2 LOB: 2 BB: 0 P: 23	R: 0 E: 0 K: 0 S: 13	H: 2 LOB: 2 BB: 0 P: 20	R: 0 E: 0 K: 0 S: 9	H: 1 LOB: 2 BB: 1 P: 15	R: 0 E: 0 K: 1 S: 6	H: 0 LOB: 0 BB: 0 P: 8	R: 0 E: 0 K: 0 S: 3	H: 0 LOB: 0 BB: 1 P: 7	R: 0 E: 0 K: 2 S: 12	H: 0 LOB: 0 BB: 0 P: 15	R: 0 E: 0 K: 1 S: 9	H: 0 LOB: 0 BB: 0 P: 14	1B: 3 2B: 2 3B: 0 HR: 1	SF: 0 SAC: 1 DP: 1 HBP: 0	WP: 0 PB: 0 SB: 1 CS: 0	PA: 35		
PITCHER	IP WLS BF H R ER SO BB IBB HBP BLK WP HR S P ERA WHIP	IP WLS BF H R ER SO BB IBB HBP BLK WP HR S P ERA WHIP	IP WLS BF H R ER SO BB IBB HBP BLK WP HR S P ERA WHIP	IP WLS BF H R ER SO BB IBB HBP BLK WP HR S P ERA WHIP	IP WLS BF H R ER SO BB IBB HBP BLK WP HR S P ERA WHIP	IP WLS BF H R ER SO BB IBB HBP BLK WP HR S P ERA WHIP	IP WLS BF H R ER SO BB IBB HBP BLK WP HR S P ERA WHIP	IP WLS BF H R ER SO BB IBB HBP BLK WP HR S P ERA WHIP	IP WLS BF H R ER SO BB IBB HBP BLK WP HR S P ERA WHIP	IP WLS BF H R ER SO BB IBB HBP BLK WP HR S P ERA WHIP	IP WLS BF H R ER SO BB IBB HBP BLK WP HR S P ERA WHIP	IP WLS BF H R ER SO BB IBB HBP BLK WP HR S P ERA WHIP	IP WLS BF H R ER SO BB IBB HBP BLK WP HR S P ERA WHIP	IP WLS BF H R ER SO BB IBB HBP BLK WP HR S P ERA WHIP	IP WLS BF H R ER SO BB IBB HBP BLK WP HR S P ERA WHIP	IP WLS BF H R ER SO BB IBB HBP BLK WP HR S P ERA WHIP	IP WLS BF H R ER SO BB IBB HBP BLK WP HR S P ERA WHIP	IP WLS BF H R ER SO BB IBB HBP BLK WP HR S P ERA WHIP	IP WLS BF H R ER SO BB IBB HBP BLK WP HR S P ERA WHIP	IP WLS BF H R ER SO BB IBB HBP BLK WP HR S P ERA WHIP	IP WLS BF H R ER SO BB IBB HBP BLK WP HR S P ERA WHIP	IP WLS BF H R ER SO BB IBB HBP BLK WP HR S P ERA WHIP	IP WLS BF H R ER SO BB IBB HBP BLK WP HR S P ERA WHIP	IP WLS BF H R ER SO BB IBB HBP BLK WP HR S P ERA WHIP

New York Mets @ Pittsburgh Pirates
PNC Park, Pittsburgh, PA
Fri Aug 20 2010, 7:06 PM - 9:59 PM EDT
Att: 23,695 - Partly Cloudy - 86 F

AB	40
R	7
H	15
RBI	6
BB	1
SO	1
LOB	12



New York Mets @ Pittsburgh Pirates
PNC Park, Pittsburgh, PA
Fri Aug 20 2010, 7:06 PM - 9:59 PM EDT
Att: 23,695 - Partly Cloudy - 86 F

AB	32
R	2
H	6
RBI	2
BB	2
SO	6
LOB	12



Batter	1	2	3	4	5	6	7	8	9	AB	R	H	RBI	BB	SO	LOB	TOP		
7 José Reyes, S OBP: 0.328, SLG: 0.432										4	1	2	0	0	1	3	New York Mets @ Pittsburgh Pirates PNC Park, Pittsburgh, PA Sat Aug 21 2010, 7:26 PM - 9:04 PM EDT Att: 28,759 - Cloudy - 78 F		
16 Angel Pagan, S OBP: 0.354, SLG: 0.456										4	1	2	0	0	0	1			
15 Carlos Beltrán, S OBP: 0.328, SLG: 0.345										2	1	0	0	1	0	2			
23 Chris Carter, L OBP: 0.308, SLG: 0.405										2	0	0	0	1	1	3			
5 David Wright, R OBP: 0.364, SLG: 0.494										3	1	1	3	0	1	2			
29 Ike Davis, L OBP: 0.322, SLG: 0.416										2	1	1	0	1	0	0			
30 Josh Thole, L OBP: 0.364, SLG: 0.354										3	0	1	0	0	1	2			
11 Rubén Tejada, R OBP: 0.265, SLG: 0.212										2	0	0	1	0	0	2			
49 Jonathon Niese, L OBP: 0.271, SLG: 0.195										1	0	0	0	2	0	2			
Inning Stats	R: 1 E: 0 K: 2 S: 9	H: 2 LOB: 1 BB: 0 P: 12	R: 0 E: 0 K: 1 S: 11	H: 1 LOB: 2 BB: 1 P: 21	R: 0 E: 0 K: 0 S: 6	H: 0 LOB: 1 BB: 1 P: 16	R: 1 E: 0 K: 0 S: 15	H: 1 LOB: 1 BB: 1 P: 26	R: 3 E: 0 K: 1 S: 14	H: 2 LOB: 2 BB: 2 P: 28	R: 0 E: 0 K: 0 S: 2	H: 1 LOB: 1 BB: 0 P: 6						1B: 3 2B: 3 3B: 0 HR: 1	SF: 1 SAC: 0 DP: 0 HBP: 0
PITCHER	IP WLS BF H R ER SO BB IBB HBP BLK WP HR S P ERA WHIP																PITCHER	IP WLS BF H R ER SO BB IBB HBP BLK WP HR S P ERA WHIP	
53 James McDonald, R ERA: 5.04	(1, 1) 5.0 L 27 6 5 5 4 5 0 0 0 0 1 1 55 103 9.00 2.200																		
34 Daniel McCutchen, R ERA: 6.65	(6, 1) 0.0 2 1 0 0 0 0 0 0 0 0 0 0 2 6 ∞ ∞																		

Batter	1	2	3	4	5	6	7	8	9	AB	R	H	RBI	BB	SO	LOB	BOTTOM		
22 Andrew McCutchen, R OBP: 0.355, SLG: 0.447										3	1	2	0	0	0	0	New York Mets @ Pittsburgh Pirates PNC Park, Pittsburgh, PA Sat Aug 21 2010, 7:26 PM - 9:04 PM EDT Att: 28,759 - Cloudy - 78 F		
31 Jose Tabata, R OBP: 0.351, SLG: 0.386										1	0	1	0	0	0	0			
18 Neil Walker, S OBP: 0.343, SLG: 0.429										3	0	1	1	0	1	2			
46 Garrett Jones, L OBP: 0.313, SLG: 0.417										2	0	0	0	0	0	2			
24 Pedro Alvarez, L OBP: 0.319, SLG: 0.422										2	0	0	0	0	1	1			
41 Ryan Doumit, S OBP: 0.319, SLG: 0.414										1	0	0	0	1	1	0			
5 Ronny Cedeno, R OBP: 0.288, SLG: 0.369										2	0	1	0	0	0	0			
19 Chris Snyder, R OBP: 0.336, SLG: 0.396										2	0	0	0	0	1	2			
53 James McDonald, L ERA: 3.33	(1, 1) 5.0 W 21 5 1 1 5 1 0 0 0 0 0 0 57 83 1.80 1.200																		
15 Andy LaRoche, R OBP: 0.299, SLG: 0.299	(6, PH) 0.0 0 0 0 0 0 0 0 0 0 0 0 0 0 0 0 0 0																		
34 Daniel McCutchen, R OBP: 0.167, SLG: 0.091	(6, 1) 0.0 0 0 0 0 0 0 0 0 0 0 0 0 0 0 0 0 0																		
Inning Stats	R: 0 E: 0 K: 1 S: 7	H: 1 LOB: 0 BB: 0 P: 7	R: 0 E: 0 K: 3 S: 16	H: 1 LOB: 2 BB: 1 P: 25	R: 1 E: 0 K: 0 S: 14	H: 2 LOB: 0 BB: 0 P: 21	R: 0 E: 0 K: 1 S: 10	H: 0 LOB: 0 BB: 0 P: 14	R: 0 E: 0 K: 0 S: 10	H: 1 LOB: 1 BB: 0 P: 16	R: 0 E: 0 K: 0 S: 0	H: 0 LOB: 0 BB: 0 P: 0					1B: 2 2B: 3 3B: 0 HR: 0	SF: 0 SAC: 2 DP: 0 HBP: 0	WP: 0 PA: 21 PB: 0 SB: 0 CS: 0
PITCHER	IP WLS BF H R ER SO BB IBB HBP BLK WP HR S P ERA WHIP																PITCHER	IP WLS BF H R ER SO BB IBB HBP BLK WP HR S P ERA WHIP	

Batter	1	2	3	4	5	6	7	8	9	AB	R	H	RBI	BB	SO	LOB	TOP			
55 Skip Schumaker, L OBP: 0.328, SLG: 0.337 44 Randy Winn, S OBP: 0.315, SLG: 0.372	1-2 FF 90 FF 89 FF 92 SL 77 SL 89	3-2 FF 90 FF 92 FF 92 FF 92 FF 91		0-2 FF 92 FF 92			0-1 SL 84 FF 94		0-2 FF 93 CH 85 SL 84 CH 86	4 1 1 0 1 0 2 1 0 0 0 0 0 3										
19 Jon Jay, L OBP: 0.413, SLG: 0.520	1-0 CH 85 CH 79	0-0 FF 91			3-1 FF 89 FF 91 FF 91 FF 92 FF 89	4-2 CH 87 CH 87 FF 88 FF 88 FF 89 SL 79 SL 89	1-1 FF 93 FF 93 SL 85		1-0 SL 84 FF 91	5 1 2 1 1 0 3										
5 Albert Pujols, R 16 Bryan Anderson, L OBP: 0.375, SLG: 0.500	0-0 SL 84	2-3 FF 93 FF 92 FF 92 FF 94			1-1 SL 86 FF 91 FF 91	1-1 SL 90 SL 90		1-1 FF 90 CH 78	1-0 SL 91	5 2 3 3 0 1 1 1 0 1 1 0 0 0										
7 Matt Holliday, R OBP: 0.372, SLG: 0.517	2-2 FF 91 FF 92 FF 92 FF 93 FF 92 FF 94	1-0 FF 93 FF 92			0-1 FF 91	1-2 CU 76 FF 90 SL 90		1-0 CH 83 CH 84	2-3 CH 85 FF 91 FF 91 FF 92	6 2 2 1 0 1 6										
3 Felipe Lopez, S OBP: 0.326, SLG: 0.356 41 Mitchell Boggs, R 12 Aaron Miles, S OBP: 0.330, SLG: 0.351 43 Trevor Miller, R 48 Mike MacDougal, S	4-2 FF 93 FF 93 SL 84 FF 92 FF 92		0-0 FF 90			4-0 FF 90 FF 90 FF 90		2-3 FF 92 SL 78 SL 84		2 1 0 0 2 0 2 0 0 0 0 0 0 0 1 0 0 0 0 1 0 0 0 0 0 0 0 0 0 0 0 0 0 0 0										
4 Yadier Molina, R OBP: 0.329, SLG: 0.337	2-1 FF 92 FF 91 FF 92 FF 92				3-1 FF 90 FF 91 FF 90 FF 90 FF 90	2-2 SL 85 FF 90 FF 90 SL 83 SL 79 CH 83		1-2 FF 94 FF 93 FF 93	0-0 FF 92	5 0 3 2 0 0 0										
77 Pedro Feliz, R OBP: 0.255, SLG: 0.324	3-1 FF 92 FF 91 FF 91 FF 91				1-0 SL 81 FF 92	3-2 FF 90 CH 83 SL 91 FF 91 FF 92		0-2 FF 93 SL 84 FF 93	4-2 FF 92 SL 79 FF 92 FF 92 CH 85 FF 93	4 2 1 0 1 0 4										
8 Allen Craig, R OBP: 0.256, SLG: 0.324	0-0 SAFE FF 91				2-1 FF 92 FF 91 FF 92 FF 92	4-0 IN 72 IN 74 IN 72 IN 72		0-1 SL 83 FF 92	4-1 FF 92 FF 91 CH 86 FF 92 CH 85	3 1 1 0 2 0 2										
26 Kyle Lohse, R OBP: 0.190, SLG: 0.238 13 Brendan Ryan, R OBP: 0.289, SLG: 0.307	1-2 FF 91 FF 91 FF 91 SL 84				0-2 FF 93 FF 91 FF 91	2-2 CU 77 FF 88 SL 88 SL 88 FF 91		2-2 FF 94 FF 94 FF 94 SL 88	2-2 FF 92 FF 91 FF 92 CH 84	3 0 0 0 0 0 4 2 0 0 1 0 0 4										
Inning Stats	R: 4 H: 4 E: 0 K: 0 S: 21	H: 4 LOB: 2 BB: 2 P: 38	R: 0 H: 1 E: 0 K: 1 S: 8	H: 1 LOB: 1 BB: 0 P: 14	R: 0 H: 0 E: 0 K: 0 S: 4	H: 0 LOB: 0 BB: 0 P: 8	R: 0 H: 0 E: 0 K: 0 S: 8	H: 0 LOB: 0 BB: 0 P: 10	R: 3 H: 3 E: 0 K: 0 S: 16	H: 3 LOB: 2 BB: 1 P: 35	R: 0 H: 1 E: 0 K: 0 S: 11	H: 2 LOB: 2 BB: 0 P: 19	R: 0 H: 0 E: 0 K: 1 S: 6	H: 0 LOB: 0 BB: 0 P: 10	R: 2 H: 3 E: 0 K: 1 S: 18	H: 3 LOB: 3 BB: 2 P: 32	1B: 9 2B: 4 3B: 0 HR: 1	SF: 0 SAC: 0 DP: 0 HBP: 0	WP: 1 PB: 0 SB: 0 CS: 0	PA: 49
PITCHER	IP WLS BF H R ER SO	IP WLS BF H R ER SO	IP WLS BF H R ER SO	IP WLS BF H R ER SO	IP WLS BF H R ER SO	IP WLS BF H R ER SO	IP WLS BF H R ER SO	IP WLS BF H R ER SO	IP WLS BF H R ER SO	IP WLS BF H R ER SO	IP WLS BF H R ER SO	IP WLS BF H R ER SO	IP WLS BF H R ER SO	IP WLS BF H R ER SO	IP WLS BF H R ER SO	IP WLS BF H R ER SO	BB IBB HBP BLK	WP HR S P	ERA WHIP	ERA WHIP
49 Ross Ohlendorf, R ERA: 4.07 43 Sean Gallagher, R ERA: 5.48 61 Chan Ho Park, R ERA: 5.88 36 Wilfredo Ledezma, L ERA: 8.18 65 Justin Thomas, L ERA: 6.75	0.0 L 2 1 2 2 0	4.1 21 6 5 5 1 0	1.2 9 2 0 0 0 0	1.0 6 2 1 1 0 0	2.0 11 3 2 2 2 2	0.0 0 0 0 0 0 0	0.0 0 0 0 0 0 0	0.0 0 0 0 0 0 0	0.0 0 0 0 0 0 0	0.0 0 0 0 0 0 0	0.0 0 0 0 0 0 0	0.0 0 0 0 0 0 0	0.0 0 0 0 0 0 0	0.0 0 0 0 0 0 0	0.0 0 0 0 0 0 0	0.0 0 0 0 0 0 0	0 0 0 0 0 0 0	0 0 0 0 0 0 0	10.38 1.846	10.38 1.846
Batter	1	2	3	4	5	6	7	8	9	AB	R	H	RBI	BB	SO	LOB	BOTTOM			
22 Andrew McCutchen, R OBP: 0.349, SLG: 0.437	2-1 SL 90 SL 89 SL 90		1-1 SL 90 SL 82 SL 81		3-2 SL 88 SL 88 SL 88 SL 88 SL 88		2-0 FF 94 FF 95		0-2 SL 96 SL 92	5 0 0 0 0 0 2										
31 Jose Tabata, R OBP: 0.356, SLG: 0.403	0-1 CU 90 SL 90		1-1 CU 76 CH 82 SL 90		1-2 SL 81 SL 89 SL 89 FF 89		1-0 FF 96			4 0 3 0 0 0 1										
18 Neil Walker, S OBP: 0.339, SLG: 0.429 65 Justin Thomas, L	3-1 SL 90 SL 90 SL 90 SL 90		0-3 SL 81 SAFE SL 89				0-0 CU 73 CH 80			4 1 1 0 0 1 3 0 0 0 0 0 0 0										
46 Garrett Jones, L OBP: 0.310, SLG: 0.420	2-1 CU 73 CH 82 FF 90 CH 81				3-2 SL 90 SL 89 SL 89 SL 89		1-1 SL 88 SL 88 SL 88 SL 88		2-2 SL 80 SL 87 SL 86 SL 87	4 1 1 2 0 0 1										
24 Pedro Alvarez, L OBP: 0.322, SLG: 0.420		3-2 SL 89 SL 89 SL 89 SL 89 SL 89			4-0 SL 89 SL 89 SL 89 SL 89		2-1 SL 88 SL 88 CH 82 CH 80		2-3 SL 88 SL 88 SL 88 FF 89 FF 87	3 0 0 0 1 1 0										
41 Ryan Doumit, S OBP: 0.318, SLG: 0.413		3-2 CU 76 SL 89 CH 81 FF 90 FF 91 FF 91 CH 81 SL 89			1-3 SL 89 SL 89 SL 89 SL 82		4-1 SL 89 CU 74 SL 89 CH 80 CH 80		1-2 FF 88 FF 82 FF 88 SL 76	3 0 1 0 1 1 1										
85 Lastings Milledge, R OBP: 0.338, SLG: 0.519 61 Chan Ho Park, R 15 Andy LaRoche, R OBP: 0.284, SLG: 0.296 36 Wilfredo Ledezma, L 24 Delwyn Young, S OBP: 0.292, SLG: 0.416	1-1 SL 82 SL 90 SL 90				0-0 SL 89		2-1 FF 94 FF 96 SL 84 SL 86		1-0 SL 94	2 0 0 0 0 0 2 0 0 0 0 0 0 0 1 0 0 0 0 0 1 0 0 0 0 0 0 0 1 0 1 0 0 0 0										
5 Ronny Cedeno, R OBP: 0.288, SLG: 0.366		2-3 SL 80 FF 91 SL 81 SL 82			1-2 SL 89 SL 89 SL 89 SL 89		1-2 SL 89 FF 96 FF 96 FF 95			4 0 1 0 0 2 3										
49 Ross Ohlendorf, R OBP: 0.143, SLG: 0.077 43 Sean Gallagher, R 19 Chris Snyder, R OBP: 0.332, SLG: 0.391			0-1 SL 88 SL 89							0 0 0 0 0 0 0 1 0 0 0 0 0 0 3 0 0 0 0 2 2										
Inning Stats	R: 0 H: 1 E: 0 K: 0 S: 8	H: 1 LOB: 1 BB: 0 P: 15	R: 0 H: 1 E: 0 K: 1 S: 13	H: 1 LOB: 1 BB: 0 P: 22	R: 0 H: 1 E: 0 K: 1 S: 9	H: 1 LOB: 1 BB: 0 P: 11	R: 0 H: 0 E: 0 K: 1 S: 7	H: 0 LOB: 1 BB: 1 P: 15	R: 2 H: 2 E: 0 K: 0 S: 12	H: 2 LOB: 1 BB: 1 P: 22	R: 0 H: 1 E: 0 K: 0 S: 4	H: 1 LOB: 0 BB: 0 P: 8	R: 0 H: 0 E: 0 K: 1 S: 9	H: 0 LOB: 0 BB: 0 P: 14	R: 0 H: 1 E: 0 K: 2 S: 11	H: 1 LOB: 1 BB: 0 P: 16	1B: 4 2B: 2 3B: 1 HR: 1	SF: 0 SAC: 0 DP: 0 HBP: 0	WP: 0 PB: 0 SB: 1 CS: 0	PA: 37
PITCHER	IP WLS BF H R ER SO	IP WLS BF H R ER SO	IP WLS BF H R ER SO	IP WLS BF H R ER SO	IP WLS BF H R ER SO	IP WLS BF H R ER SO	IP WLS BF H R ER SO	IP WLS BF H R ER SO	IP WLS BF H R ER SO	IP WLS BF H R ER SO	IP WLS BF H R ER SO	IP WLS BF H R ER SO	IP WLS BF H R ER SO	IP WLS BF H R ER SO	IP WLS BF H R ER SO	IP WLS BF H R ER SO	BB IBB HBP BLK	WP HR S P	ERA WHIP	ERA WHIP
26 Kyle Lohse, R ERA: 6.47 41 Mitchell Boggs, R ERA: 3.74 43 Trevor Miller, L ERA: 4.03 48 Mike MacDougal, R ERA: 4.66	5.1 W 24 6 1 0 2	1.2 6 1 0 0 0 0	1.0 3 0 0 0 1 0	1.0 4 1 0 0 0 2	0.0 0 0 0 0 0 0	0.0 0 0 0 0 0 0	0.0 0 0 0 0 0 0	0.0 0 0 0 0 0 0	0.0 0 0 0 0 0 0	0.0 0 0 0 0 0 0	0.0 0 0 0 0 0 0	0.0 0 0 0 0 0 0	0.0 0 0 0 0 0 0	0.0 0 0 0 0 0 0	0.0 0 0 0 0 0 0	0.0 0 0 0 0 0 0	0 0 0 0 0 0 0	0 0 0 0 0 0 0	3.38 1.500	3.38 1.500


St. Louis Cardinals @ Pittsburgh Pirates
PNC Park, Pittsburgh, PA
Mon Aug 23 2010, 7:07 PM - 10:13 PM EDT
Att: 12,393 - Cloudy - 69 F

AB 42
R 10
H 14
RBI 9
BB 7
SO 3
LOB 31



St. Louis Cardinals @ Pittsburgh Pirates
PNC Park, Pittsburgh, PA
Mon Aug 23 2010, 7:07 PM - 10:13 PM EDT
Att: 12,393 - Cloudy - 69 F

AB 35
R 2
H 8
RBI 2
BB 2
SO 7
LOB 16



Batter	1	2	3	4	5	6	7	8	9	AB	R	H	RBI	BB	SO	LOB	TOP										
13 Brendan Ryan, R (1,6) OBP: 0.286, SLG: 0.304 12 Aaron Miles, S (9,PH) OBP: 0.330, SLG: 0.351										4	0	0	0	0	1	3											
19 Jon Jay, L (1,8) OBP: 0.413, SLG: 0.514										4	0	1	1	0	1	0											
5 Albert Pujols, R (1,3) OBP: 0.414, SLG: 0.603										5	1	3	0	0	0	1											
7 Matt Holliday, R (1,7) OBP: 0.373, SLG: 0.522										4	1	1	2	1	1	4											
3 Felipe Lopez, S (1,4) OBP: 0.325, SLG: 0.352										4	0	0	0	1	0	4											
4 Yadier Molina, R (1,2) OBP: 0.295, SLG: 0.336										4	0	1	0	0	0	1											
77 Pedro Feliz, R (1,5) OBP: 0.255, SLG: 0.323										4	0	1	0	0	1	1											
8 Allen Craig, R (1,9) OBP: 0.295, SLG: 0.338 55 Skip Schumaker, L (9,PH) OBP: 0.330, SLG: 0.339										3	0	1	0	0	1	2											
50 Adam Wainwright, R (1,1) OBP: 0.267, SLG: 0.250 59 Fernando Salas, R (8,1) 44 Randy Winn, S (9,PH) OBP: 0.318, SLG: 0.376										3	0	1	0	0	0	1											
Inning Stats	R: 2 H: 2 E: 0 K: 2 S: 12	H: 2 LOB: 0 BB: 0 P: 18	R: 0 H: 1 E: 0 K: 0 S: 13	H: 1 LOB: 1 BB: 0 P: 18	R: 0 H: 1 E: 0 K: 1 S: 12	H: 1 LOB: 3 BB: 0 P: 18	R: 0 H: 3 E: 0 K: 1 S: 12	H: 3 LOB: 3 BB: 0 P: 20	R: 0 H: 0 E: 0 K: 0 S: 9	H: 0 LOB: 1 BB: 1 P: 20	R: 0 H: 0 E: 0 K: 0 S: 6	H: 0 LOB: 0 BB: 0 P: 10	R: 0 H: 0 E: 0 K: 0 S: 8	H: 0 LOB: 1 BB: 0 P: 15	R: 0 H: 0 E: 0 K: 1 S: 14	H: 0 LOB: 1 BB: 1 P: 21	R: 1 H: 4 E: 0 K: 0 S: 14	H: 4 LOB: 3 BB: 0 P: 19	1B: 8 2B: 2 3B: 0 HR: 1	SF: 0 SAC: 1 DP: 0 HBP: 1	WP: 0 PB: 0 SB: 0 CS: 0	PA: 41					
PITCHER	IP	WLS	BF	H	R	ER	SO	BB	IBB	HBP	BLK	WP	HR	S	P	ERA	WHIP										
28 Paul Maholm, L (1,1) ERA: 4.82 Joel Hanrahan, R (7,1) ERA: 3.79 47 Evan Meek, R (9,1) ERA: 2.16	6.2		29	7	2	2	4	1	0	1	0	0	1	69	113	2.70	1.200										

St. Louis Cardinals @ Pittsburgh Pirates
PNC Park, Pittsburgh, PA
Tue Aug 24 2010, 7:07 PM - 9:55 PM EDT
Att: 13,302 - Partly Cloudy - 71 F

AB 37
R 3
H 11
RBI 3
BB 2
SO 5
LOB 17



Batter	1	2	3	4	5	6	7	8	9	AB	R	H	RBI	BB	SO	LOB	BOTTOM										
22 Andrew McCutchen, R (1,8) OBP: 0.349, SLG: 0.438										4	1	1	0	0	0	1											
31 Jose Tabata, R (1,7) OBP: 0.382, SLG: 0.414										3	2	2	1	1	0	0											
18 Neil Walker, S (1,4) OBP: 0.344, SLG: 0.431										3	0	2	3	1	0	0											
46 Garrett Jones, L (1,3) OBP: 0.308, SLG: 0.416										4	0	0	0	0	1	4											
24 Pedro Alvarez, L (1,5) OBP: 0.321, SLG: 0.414										3	0	0	0	1	2	2											
41 Ryan Doumit, S (1,2) OBP: 0.318, SLG: 0.409										3	0	0	0	1	1	0											
85 Lastings Milledge, R (1,9) OBP: 0.329, SLG: 0.576 Joel Hanrahan, R (7,1) 15 Andy LaRoche, R (8,PH) OBP: 0.283, SLG: 0.295 47 Evan Meek, R (9,1) OBP: 1.000, SLG: 1.000										3	0	1	0	0	1	3											
5 Ronny Cedeno, R (1,6) OBP: 0.288, SLG: 0.368										3	1	1	0	0	0	1											
28 Paul Maholm, L (1,1) OBP: 0.120, SLG: 0.102 24 Delwyn Young, S (7,9) OBP: 0.292, SLG: 0.416										2	0	0	0	0	2	0											
Inning Stats	R: 0 H: 1 E: 0 K: 1 S: 12	H: 1 LOB: 2 BB: 1 P: 17	R: 0 H: 1 E: 0 K: 0 S: 6	H: 1 LOB: 0 BB: 0 P: 10	R: 0 H: 0 E: 0 K: 1 S: 6	H: 0 LOB: 0 BB: 0 P: 12	R: 0 H: 3 E: 0 K: 2 S: 16	H: 3 LOB: 2 BB: 2 P: 27	R: 2 H: 2 E: 0 K: 0 S: 14	H: 2 LOB: 1 BB: 1 P: 25	R: 0 H: 0 E: 0 K: 1 S: 9	H: 0 LOB: 0 BB: 0 P: 13	R: 0 H: 0 E: 0 K: 1 S: 9	H: 0 LOB: 0 BB: 0 P: 13	R: 0 H: 0 E: 0 K: 1 S: 9	H: 0 LOB: 0 BB: 0 P: 13	1B: 4 2B: 2 3B: 1 HR: 0	SF: 0 SAC: 1 DP: 1 HBP: 0	WP: 0 PB: 0 SB: 1 CS: 0	PA: 34							
PITCHER	IP	WLS	BF	H	R	ER	SO	BB	IBB	HBP	BLK	WP	HR	S	P	ERA	WHIP										
50 Adam Wainwright, R (1,1) ERA: 2.18 59 Fernando Salas, R (8,1) ERA: 2.35	7.0		31	7	4	4	6	4	0	0	0	0	0	71	117	5.14	1.571										

St. Louis Cardinals @ Pittsburgh Pirates
PNC Park, Pittsburgh, PA
Tue Aug 24 2010, 7:07 PM - 9:55 PM EDT
Att: 13,302 - Partly Cloudy - 71 F

AB 29
R 4
H 7
RBI 4
BB 4
SO 7
LOB 11




Batter	1	2	3	4	5	6	7	8	9	AB	R	H	RBI	BB	SO	LOB	TOP										
55 Skip Schumaker, L OBP: 0.331, SLG: 0.340	F8		FC6-4				1B		G6-3	5	0	2	0	0	0	2	St. Louis Cardinals @ Pittsburgh Pirates PNC Park, Pittsburgh, PA Wed Aug 25 2010, 7:05 PM - 9:38 PM EDT Att: 12,686 - Cloudy - 78 F										
44 Randy Winn, S OBP: 0.319, SLG: 0.371			F7				K			2	0	0	0	1	1	2											
8 Allen Craig, R OBP: 0.256, SLG: 0.333							K			1	0	0	0	0	1	2											
53 Blake Hawksworth, R OBP: 0.343, SLG: 0.365										0	0	0	0	0	0	0											
5 Albert Pujols, R OBP: 0.411, SLG: 0.597	P6									4	0	0	0	0	1	1											
7 Matt Holliday, R OBP: 0.372, SLG: 0.521	G5-3									4	0	1	0	0	0	1											
19 Jon Jay, L OBP: 0.405, SLG: 0.503										4	0	0	0	0	1	1											
3 Felipe Lopez, S OBP: 0.326, SLG: 0.361										3	1	1	1	1	0	0											
77 Pedro Feliz, R OBP: 0.255, SLG: 0.322										4	1	1	0	0	1	2											
16 Bryan Anderson, L OBP: 0.333, SLG: 0.417										4	0	1	0	0	1	1											
35 Jake Westbrook, R OBP: 0.154, SLG: 0.167										2	0	0	0	0	1	1											
12 Aaron Miles, S OBP: 0.343, SLG: 0.365										2	0	2	1	0	0	0											
Inning Stats	R: 0 E: 0 K: 0 S: 7	H: 0 LOB: 1 BB: 1 P: 14	R: 0 E: 0 K: 2 S: 7	H: 0 LOB: 0 BB: 0 P: 11	R: 0 E: 0 K: 1 S: 10	H: 1 LOB: 1 BB: 0 P: 12	R: 0 E: 0 K: 1 S: 14	H: 1 LOB: 2 BB: 1 P: 21	R: 0 E: 0 K: 0 S: 6	H: 0 LOB: 0 BB: 0 P: 10	R: 1 E: 0 K: 1 S: 19	H: 3 LOB: 2 BB: 0 P: 26	R: 0 E: 0 K: 0 S: 7	H: 0 LOB: 0 BB: 0 P: 10	R: 1 E: 0 K: 1 S: 14	H: 2 LOB: 1 BB: 0 P: 18	1B: 6 2B: 1 3B: 0 HR: 1	SF: 0 SAC: 0 DP: 0 HBP: 0	WP: 0 PB: 0 SB: 0 CS: 0	PA: 37							
PITCHER	IP	WLS	BF	H	R	ER	SO	BB	IBB	HBP	BLK	WP	HR	S	P	ERA	WHIP										
34 Daniel McCutchen, R ERA: 5.84	6.0	W	23	3	0	0	5	2	0	0	0	0	0	54	80	0.00	0.833										
30 Chris Resop, R ERA: 5.91	0.1		2	1	1	1	0	0	0	0	0	0	1	6	8	27.00	3.000										
36 Wilfredo Ledezma, L ERA: 7.71	0.2	H	4	2	0	0	1	0	0	0	0	0	0	13	18	0.00	3.000										
47 Evan Meek, R ERA: 2.13	1.0	H	3	0	0	0	0	0	0	0	0	0	0	7	10	0.00	0.000										
Joel Hanrahan, R ERA: 3.88	1.0		5	2	1	1	1	0	0	0	0	0	0	14	18	9.00	2.000										

Batter	1	2	3	4	5	6	7	8	9	AB	R	H	RBI	BB	SO	LOB	BOTTOM										
22 Andrew McCutchen, R OBP: 0.349, SLG: 0.437	P5						L5			3	1	1	0	1	0	0	St. Louis Cardinals @ Pittsburgh Pirates PNC Park, Pittsburgh, PA Wed Aug 25 2010, 7:05 PM - 9:38 PM EDT Att: 12,686 - Cloudy - 78 F										
31 Jose Tabata, R OBP: 0.360, SLG: 0.411							G5-3			4	1	1	1	0	0	3											
18 Neil Walker, S OBP: 0.343, SLG: 0.436							L4			4	0	1	3	0	1	3											
46 Garrett Jones, L OBP: 0.308, SLG: 0.421										4	1	1	1	0	1	1											
24 Pedro Alvarez, L OBP: 0.316, SLG: 0.406										4	0	0	0	0	1	1											
41 Ryan Doumit, S OBP: 0.320, SLG: 0.410										4	1	2	0	0	1	0											
5 Ronny Cedeno, R OBP: 0.291, SLG: 0.370										4	0	2	0	0	0	1											
19 Chris Snyder, R OBP: 0.331, SLG: 0.386										3	0	0	0	0	1	3											
34 Daniel McCutchen, R OBP: 0.349, SLG: 0.437										1	1	0	0	0	1	2											
15 Andy LaRoche, R OBP: 0.282, SLG: 0.280										1	0	0	0	0	0	0											
30 Chris Resop, R ERA: 5.91										0	0	0	0	0	0	0											
36 Wilfredo Ledezma, L ERA: 7.71										0	0	0	0	0	0	0											
47 Evan Meek, R ERA: 2.13										0	0	0	0	0	0	0											
Joel Hanrahan, R ERA: 3.88										0	0	0	0	0	0	0											
Inning Stats	R: 0 E: 0 K: 1 S: 8	H: 0 LOB: 0 BB: 0 P: 11	R: 0 E: 0 K: 0 S: 10	H: 1 LOB: 1 BB: 0 P: 14	R: 3 E: 0 K: 1 S: 14	H: 2 LOB: 1 BB: 0 P: 25	R: 1 E: 0 K: 1 S: 13	H: 3 LOB: 3 BB: 1 P: 22	R: 0 E: 0 K: 1 S: 9	H: 0 LOB: 0 BB: 0 P: 12	R: 0 E: 0 K: 1 S: 10	H: 0 LOB: 0 BB: 0 P: 17	R: 0 E: 0 K: 0 S: 7	H: 0 LOB: 0 BB: 0 P: 11	R: 1 E: 0 K: 2 S: 11	H: 2 LOB: 1 BB: 0 P: 18	1B: 6 2B: 0 3B: 1 HR: 1	SF: 0 SAC: 1 DP: 0 HBP: 1	WP: 0 PB: 0 SB: 1 CS: 0	PA: 35							
PITCHER	IP	WLS	BF	H	R	ER	SO	BB	IBB	HBP	BLK	WP	HR	S	P	ERA	WHIP										
35 Jake Westbrook, R ERA: 4.54	6.0	L	27	6	4	4	5	1	0	1	0	0	1	18	29	4.50	1.167										
53 Blake Hawksworth, R ERA: 5.17	2.0		8	2	1	1	2	0	0	0	0	0	1	18	29	4.50	1.000										


livebaseballscores.com

AB 35
R 2
H 8
RBI 2
BB 2
SO 7
LOB 13



livebaseballscores.com

AB 32
R 5
H 8
RBI 5
BB 1
SO 7
LOB 14



Batter	1	2	3	4	5	6	7	8	9	AB	R	H	RBI	BB	SO	LOB	TOP										
22 Andrew McCutchen, R OBP: 0.349, SLG: 0.434										3	0	0	0	1	1	0	Pittsburgh Pirates @ Milwaukee Brewers Miller Park, Milwaukee, WI Fri Aug 27 2010, 7:11 PM - 10:01 PM CDT Att: 32,130 - Clear - 80 F										
31 Jose Tabata, R OBP: 0.366, SLG: 0.414										3	0	2	0	1	0	0											
18 Neil Walker, S OBP: 0.342, SLG: 0.436										4	0	1	0	0	1	3											
46 Garrett Jones, L OBP: 0.307, SLG: 0.419										4	0	1	0	0	1	3											
85 Lastings Milledge, R OBP: 0.327, SLG: 0.360										4	1	1	0	0	0	3											
15 Andy LaRoche, R OBP: 0.278, SLG: 0.289										3	0	0	0	0	1	1											
24 Delwyn Young, S OBP: 0.291, SLG: 0.413										1	0	0	0	0	1	0											
5 Ronny Cedeno, R OBP: 0.293, SLG: 0.370										3	0	1	1	1	2	0											
19 Chris Snyder, R OBP: 0.330, SLG: 0.396										4	1	1	1	0	3	2											
53 James McDonald, L OBP: 0.300, SLG: 0.370										3	0	0	0	0	3	2											
30 Chris Resop, R OBP: 0.300, SLG: 0.370										0	0	0	0	0	0	0											
36 Wilfredo Ledezma, L OBP: 0.300, SLG: 0.370										0	0	0	0	0	0	0											
61 Chan Ho Park, R OBP: 0.300, SLG: 0.370										0	0	0	0	0	0	0											
Inning Stats	R: 0 E: 0 K: 0 S: 11	H: 1 LOB: 0 BB: 0 P: 15	R: 1 E: 0 K: 3 S: 17	H: 2 LOB: 1 BB: 0 P: 22	R: 0 E: 0 K: 0 S: 7	H: 1 LOB: 0 BB: 0 P: 10	R: 0 E: 0 K: 0 S: 5	H: 0 LOB: 0 BB: 0 P: 7	R: 1 E: 0 K: 3 S: 14	H: 1 LOB: 0 BB: 0 P: 18	R: 0 E: 0 K: 0 S: 7	H: 2 LOB: 1 BB: 0 P: 12	R: 0 E: 0 K: 2 S: 13	H: 0 LOB: 1 BB: 1 P: 20	R: 0 E: 0 K: 2 S: 16	H: 0 LOB: 2 BB: 2 P: 26	R: 0 E: 0 K: 3 S: 10	H: 0 LOB: 0 BB: 0 P: 16	1B: 4 2B: 3 3B: 0 HR: 1	SF: 0 SAC: 0 DP: 1 HBP: 0	WP: 0 PB: 0 SB: 0 CS: 0	PA: 35					
PITCHER	IP	WLS	BF	H	R	ER	SO	BB	IBB	HBP	BLK	WP	HR	S	P	ERA	WHIP										
38 Chris Narveson, L ERA: 5.52	7.0	W	27	7	2	2	8	1	0	0	0	0	1	74	104	2.57	1.143										
50 Kameron Loe, R ERA: 3.0	0.0		2	0	0	0	0	2	0	0	0	0	0	8	16	∞	∞										
21 Zach Braddock, L ERA: 3.0	1.0		3	0	0	0	2	0	0	0	0	0	0	8	10	0.00	0.000										
59 John Axford, R ERA: 2.58	1.0		3	0	0	0	3	0	0	0	0	0	0	10	16	0.00	0.000										

AB 32
R 2
H 7
RBI 2
BB 3
SO 13
LOB 14



Batter	1	2	3	4	5	6	7	8	9	AB	R	H	RBI	BB	SO	LOB	BOTTOM										
23 Rickie Weeks Jr, R OBP: 0.368, SLG: 0.478										3	0	0	0	1	3	3	Pittsburgh Pirates @ Milwaukee Brewers Miller Park, Milwaukee, WI Fri Aug 27 2010, 7:11 PM - 10:01 PM CDT Att: 32,130 - Clear - 80 F										
1 Corey Hart, R OBP: 0.342, SLG: 0.534										4	1	2	2	0	0	0											
8 Ryan Braun, R OBP: 0.349, SLG: 0.475										4	0	1	2	0	0	2											
28 Prince Fielder, L OBP: 0.404, SLG: 0.484										2	1	0	0	2	1	0											
14 Casey McGehee, R OBP: 0.339, SLG: 0.480										4	0	0	0	0	2	3											
7 Chris Dickerson, L OBP: 0.273, SLG: 0.329										4	1	2	0	0	1	0											
21 Alcides Escobar, R OBP: 0.304, SLG: 0.342										4	1	2	2	0	1	1											
20 Jonathan Lucroy, R OBP: 0.310, SLG: 0.354										4	2	2	1	0	1	2											
38 Chris Narveson, L OBP: 0.341, SLG: 0.333										1	0	0	0	0	0	1											
2 Joe Inglett, L OBP: 0.304, SLG: 0.354										1	1	1	0	0	0	0											
50 Kameron Loe, R OBP: 0.304, SLG: 0.354										0	0	0	0	0	0	0											
21 Zach Braddock, L OBP: 0.304, SLG: 0.354										0	0	0	0	0	0	0											
27 Carlos Gomez, R OBP: 0.304, SLG: 0.354										0	0	0	0	0	0	0											
59 John Axford, R ERA: 2.58										0	0	0	0	0	0	0											
Inning Stats	R: 0 E: 0 K: 1 S: 6	H: 0 LOB: 0 BB: 0 P: 11	R: 0 E: 0 K: 2 S: 9	H: 0 LOB: 0 BB: 0 P: 12	R: 0 E: 0 K: 2 S: 14	H: 1 LOB: 1 BB: 0 P: 16	R: 0 E: 0 K: 1 S: 8	H: 0 LOB: 0 BB: 0 P: 13	R: 0 E: 0 K: 0 S: 8	H: 0 LOB: 0 BB: 0 P: 11	R: 1 E: 0 K: 0 S: 9	H: 2 LOB: 1 BB: 1 P: 16	R: 6 E: 0 K: 2 S: 21	H: 6 LOB: 2 BB: 2 P: 39	R: 0 E: 1 K: 2 S: 11	H: 1 LOB: 1 BB: 0 P: 15	1B: 7 2B: 2 3B: 1 HR: 0	SF: 0 SAC: 1 DP: 1 HBP: 0	WP: 0 PB: 0 SB: 0 CS: 0	PA: 36							
PITCHER	IP	WLS	BF	H	R	ER	SO	BB	IBB	HBP	BLK	WP	HR	S	P	ERA	WHIP										
53 James McDonald, R ERA: 6.65	0.1	L	3	2	1	1	1	0	0	0	0	0	0	10	14	27.00	6.000										
30 Chris Resop, R ERA: 6.55	0.1		2	0	0	0	0	1	0	0	0	0	0	2	6	0.00	3.000										
36 Wilfredo Ledezma, L ERA: 7.5	1.0		4	1	0	0	2	0	0	0	0	0	0	11	15	0.00	1.000										

AB 32
R 7
H 10
RBI 7
BB 3
SO 10
LOB 13



Batter	1	2	3	4	5	6	7	8	9	AB	R	H	RBI	BB	SO	LOB	TOP			
31 Jose Tabata, R OBP: 0.362, SLG: 0.423	L8	P6			G5-3		G6-3		L8	5	0	0	0	0	0	3	Pittsburgh Pirates @ Milwaukee Brewers Miller Park, Milwaukee, WI Sun Aug 29 2010, 1:10 PM - 4:22 PM CDT Att: 35,733 - Sunny - 88 F			
24 Delwyn Young, S OBP: 0.292, SLG: 0.428	E5		F8		P5		HR		18 G3	5	2	2	1	0	0	0				
18 Neil Walker, S OBP: 0.343, SLG: 0.454	HR		G4-3		G3		G4-3		G3	5	1	1	2	0	0	2				
46 Garrett Jones, L OBP: 0.305, SLG: 0.413	K								G4-3	4	0	1	0	1	2	2				
24 Pedro Alvarez, L OBP: 0.316, SLG: 0.405	F7									4	0	0	0	0	2	2				
41 Ryan Doumit, S OBP: 0.328, SLG: 0.422										2	1	2	1	2	0	0				
85 Lastings Milledge, R OBP: 0.332, SLG: 0.362										3	0	2	0	0	0	0				
5 Ronny Cedeno, R OBP: 0.290, SLG: 0.363										3	0	0	0	0	0	4				
50 Charlie Morton, R 34 Daniel McCutchen, R 15 Andy LaRoche, R 71 Brian Burres, L 47 Evan Meek, R 61 Chan Ho Park, R 22 Andrew McCutchen, R										2	0	0	0	0	0	2	P			
										0	0	0	0	0	0	0				
Inning Stats	R: 2 E: 1 K: 1 S: 12	H: 1 LOB: 0 BB: 0 P: 18	R: 0 E: 0 K: 1 S: 9	H: 1 LOB: 2 BB: 1 P: 15	R: 0 E: 0 K: 1 S: 11	H: 0 LOB: 1 BB: 1 P: 18	R: 1 E: 0 K: 1 S: 10	H: 1 LOB: 0 BB: 0 P: 13	R: 0 E: 0 K: 0 S: 5	H: 3 LOB: 2 BB: 0 P: 25	R: 1 E: 0 K: 0 S: 9	H: 1 LOB: 0 BB: 0 P: 13	R: 0 E: 0 K: 2 S: 11	H: 0 LOB: 2 BB: 1 P: 19	R: 0 E: 0 K: 0 S: 11	H: 1 LOB: 2 BB: 1 P: 21	1B: 5 2B: 0 3B: 0 HR: 3	SF: 0 SAC: 1 DP: 1 HBP: 1	WP: 0 PB: 0 SB: 0 CS: 0	PA: 40
PITCHER	IP WLS BF H R ER SO BB IBB HBP BLK WP HR S P ERA WHIP																			
31 Dave Bush, R ERA: 4.71	7.0 W 30 7 4 3 4 2 0 0 0 0 0 3 71 111 3.86 1.286																			
21 Zach Braddock, L ERA: 2.93	0.2 4 0 0 0 2 1 0 1 0 0 0 0 9 16 0.00 1.500																			
58 Mike McClendon, R ERA: 1.86	0.2 H 4 1 0 0 0 1 0 0 0 0 0 0 7 14 0.00 3.000																			
51 Trevor Hoffman, R ERA: 6.12	0.2 S 2 0 0 0 0 0 0 0 0 0 0 0 6 10 0.00 0.000																			

Batter	1	2	3	4	5	6	7	8	9	AB	R	H	RBI	BB	SO	LOB	BOTTOM	
23 Rickie Weeks Jr., R OBP: 0.366, SLG: 0.475	L4	F9		8 HR					K	4	1	0	0	0	2	1	Pittsburgh Pirates @ Milwaukee Brewers Miller Park, Milwaukee, WI Sun Aug 29 2010, 1:10 PM - 4:22 PM CDT Att: 35,733 - Sunny - 88 F	
2 Joe Inglett, L OBP: 0.348, SLG: 0.425	14 BB			F7		G3-1		G3-1	5	1	1	0	0	1	2			
8 Ryan Braun, R OBP: 0.358, SLG: 0.485	14 BB			14 BB	7 G3		28 HBP			4	3	4	2	1	0	0		
28 Prince Fielder, L OBP: 0.403, SLG: 0.493	F7			F8	L8		14 FC6-4		F8	4	0	0	0	0	0	4		
14 Casey McGehee, R OBP: 0.340, SLG: 0.476	7 BB			21 PB	21 G3		7 BB		FC6-4	2	2	1	0	2	0	1		
7 Chris Dickerson, L OBP: 0.280, SLG: 0.325				G3					G4-3	3	0	1	3	1	0	1		
21 Alcides Escobar, R OBP: 0.302, SLG: 0.340	G6-3				16 S				L8	4	1	1	1	0	0	3		
16 George Kottaras, L OBP: 0.319, SLG: 0.427										4	0	3	1	0	0	0		
31 Dave Bush, R OBP: 0.191, SLG: 0.140										3	0	0	0	0	1	2	Brewers	
27 Carlos Gómez, R OBP: 0.286, SLG: 0.348										1	0	0	0	0	0	1		
21 Zach Braddock, L ERA: 2.93										0	0	0	0	0	0	0		
58 Mike McClendon, R ERA: 1.86										0	0	0	0	0	0	0		
51 Trevor Hoffman, R ERA: 6.12										0	0	0	0	0	0	0		
Inning Stats	R: 3 E: 1 K: 0 S: 14	H: 3 LOB: 1 BB: 1 P: 25	R: 0 E: 0 K: 1 S: 8	H: 1 LOB: 1 BB: 0 P: 16	R: 3 E: 0 K: 1 S: 21	H: 4 LOB: 1 BB: 0 P: 27	R: 2 E: 0 K: 0 S: 20	H: 1 LOB: 2 BB: 2 P: 34	R: 0 E: 0 K: 1 S: 7	H: 0 LOB: 1 BB: 1 P: 15	R: 0 E: 0 K: 0 S: 7	H: 1 LOB: 1 BB: 0 P: 8	R: 0 E: 0 K: 1 S: 8	H: 1 LOB: 1 BB: 0 P: 13	1B: 9 2B: 1 3B: 0 HR: 1	SF: 0 SAC: 0 DP: 0 HBP: 2	WP: 0 PB: 1 SB: 1 CS: 0	PA: 40
PITCHER	IP WLS BF H R ER SO BB IBB HBP BLK WP HR S P ERA WHIP																	
50 Charlie Morton, R ERA: 10.03	3.1 L 21 9 8 7 2 1 0 1 0 0 0 0 25 44 0.00 1.125																	
34 Daniel McCutchen, R ERA: 5.54	2.2 11 0 0 0 1 3 0 1 0 0 0 0 7 8 0.00 1.000																	
71 Brian Burres, L ERA: 5.7	1.0 4 1 0 0 0 0 0 0 0 0 0 0 7 8 0.00 1.000																	
47 Evan Meek, R ERA: 2.11	0.2 3 1 0 0 1 0 0 0 0 0 0 0 7 12 0.00 1.500																	
61 Chan Ho Park, R ERA: 5.56	0.1 1 0 0 0 0 0 0 0 0 0 0 0 1 1 0.00 0.000																	

Batter	1	2	3	4	5	6	7	8	9	AB	R	H	RBI	BB	SO	LOB	TOP			
22 Andrew McCutchen, R OBP: 0.341, SLG: 0.429										3	0	1	0	2	2	1	Pittsburgh Pirates @ Chicago Cubs Wrigley Field, Chicago, IL Mon Aug 30 2010, 7:08 PM - 10:16 PM CDT Att: 29,538 - Partly Cloudy - 83 F			
31 Jose Tabata, R OBP: 0.356, SLG: 0.415										5	0	0	0	0	1	4				
18 Neil Walker, S OBP: 0.341, SLG: 0.454										4	2	1	0	0	1	2				
46 Garrett Jones, L OBP: 0.306, SLG: 0.414										4	0	2	0	0	1	2				
24 Pedro Alvarez, L OBP: 0.315, SLG: 0.407										4	0	1	1	0	2	4				
41 Ryan Doumit, S OBP: 0.330, SLG: 0.420										2	0	0	1	2	0	1				
85 Lastings Milledge, R OBP: 0.329, SLG: 0.376										4	0	0	0	0	1	4				
5 Ronny Cedeno, R OBP: 0.290, SLG: 0.362										4	0	1	0	0	1	2				
28 Paul Maholm, L OBP: 0.118, SLG: 0.190										1	0	0	0	0	1	0				
15 Andy LaRoche, R OBP: 0.286, SLG: 0.286										1	0	0	0	0	1	0				
71 Brian Burres, L OBP: 0.321, SLG: 0.336										1	0	0	0	0	1	0				
36 Wilfredo Ledezma, L OBP: 0.321, SLG: 0.336										1	0	0	0	0	1	0				
73 Arganis Diaz, R OBP: 0.321, SLG: 0.336										1	0	0	0	0	1	0				
Inning Stats	R: 0 H: 2 E: 0 K: 2 S: 18	H: 2 R: 0 ER: 0 LOB: 2 BB: 0 P: 29	R: 0 H: 0 E: 0 K: 1 S: 11	H: 0 R: 0 ER: 0 LOB: 1 BB: 0 P: 17	R: 0 H: 0 E: 0 K: 2 S: 12	H: 0 R: 0 ER: 0 LOB: 1 BB: 1 P: 19	R: 0 H: 1 E: 0 K: 0 S: 5	H: 1 R: 0 ER: 0 LOB: 1 BB: 1 P: 10	R: 0 H: 0 E: 0 K: 1 S: 9	H: 0 R: 0 ER: 0 LOB: 0 BB: 0 P: 19	R: 1 H: 1 E: 1 K: 2 S: 20	H: 1 R: 0 ER: 0 LOB: 0 BB: 0 P: 14	R: 1 H: 1 E: 1 K: 1 S: 14	H: 1 R: 0 ER: 0 LOB: 1 BB: 0 P: 15	R: 0 H: 1 E: 0 K: 1 S: 10	H: 1 R: 0 ER: 0 LOB: 1 BB: 0 P: 15	1B: 4 2B: 2 3B: 0 HR: 0	SF: 0 SAC: 0 DP: 0 HBP: 0	WP: 0 PB: 0 SB: 1 CS: 0	PA: 38
PITCHER	IP: 5.1 WLS: W BF: 24 ERA: 4.36	H: 4 R: 1 ER: 0 SO: 7	BB: 4 IBB: 0 HBP: 0 BLK: 0	WP: 0 HR: 0 S: 63 P: 112	ERA: 0.00 WHIP: 1.500	IP: 1.2 WLS: 0 BF: 5 ERA: 5.88	H: 0 R: 0 ER: 0 SO: 3	BB: 0 IBB: 0 HBP: 0 BLK: 0	WP: 0 HR: 0 S: 21 P: 31	ERA: 0.00 WHIP: 0.000	IP: 1.0 WLS: 0 BF: 5 ERA: 4.65	H: 1 R: 1 ER: 0 SO: 1	BB: 0 IBB: 0 HBP: 0 BLK: 0	WP: 0 HR: 0 S: 14 P: 15	ERA: 0.00 WHIP: 1.000	IP: 1.0 WLS: 0 BF: 4 ERA: 4.5	H: 1 R: 0 ER: 0 SO: 1	BB: 0 IBB: 0 HBP: 0 BLK: 0	WP: 0 HR: 0 S: 10 P: 15	ERA: 0.00 WHIP: 1.000

AB	34
R	2
H	6
RBI	2
BB	4
SO	12
LOB	21



Batter	1	2	3	4	5	6	7	8	9	AB	R	H	RBI	BB	SO	LOB	BOTTOM			
28 Jeff Baker, R OBP: 0.291, SLG: 0.386										4	2	2	2	1	0	0	Pittsburgh Pirates @ Chicago Cubs Wrigley Field, Chicago, IL Mon Aug 30 2010, 7:08 PM - 10:16 PM CDT Att: 29,538 - Partly Cloudy - 83 F			
13 Starlin Castro, R OBP: 0.356, SLG: 0.438										5	3	3	0	0	1					
24 Marion Byrd, R OBP: 0.361, SLG: 0.449										5	2	2	2	0	2					
16 Aramis Ramirez, R OBP: 0.297, SLG: 0.444										3	1	2	4	0	0					
6 Micah Hoffpauir, L OBP: 0.143, SLG: 0.214										1	1	1	0	0	0					
22 Xavier Nady, R OBP: 0.325, SLG: 0.384										4	0	2	1	0	1	2				
15 Darwin Barney, R OBP: 0.190, SLG: 0.286										1	0	1	1	0	0	0				
12 Alfonso Soriano, R OBP: 0.316, SLG: 0.510										4	1	1	1	1	1	4				
21 Tyler Colvin, L OBP: 0.317, SLG: 0.510										5	1	1	0	0	2	5				
55 Koyie Hill, S OBP: 0.240, SLG: 0.264										5	2	2	1	0	0	0				
38 Carlos Zambrano, S OBP: 0.216, SLG: 0.306										2	1	1	2	0	1	0				
20 Thomas Diamond, R OBP: 0.325, SLG: 0.415										1	0	0	0	0	1	0				
40 James Russell, L OBP: 0.325, SLG: 0.415										1	0	0	0	0	1	0				
57 Scott Maine, L OBP: 0.190, SLG: 0.286										0	0	0	0	0	0	0				
Inning Stats	R: 2 H: 3 E: 0 K: 0 S: 13	H: 3 R: 0 ER: 0 LOB: 2 BB: 0 P: 26	R: 0 H: 1 E: 0 K: 1 S: 10	H: 1 R: 0 ER: 0 LOB: 1 BB: 0 P: 17	R: 0 H: 0 E: 0 K: 2 S: 7	H: 0 R: 0 ER: 0 LOB: 0 BB: 0 P: 10	R: 7 H: 7 E: 0 K: 1 S: 18	H: 7 R: 0 ER: 0 LOB: 1 BB: 1 P: 33	R: 4 H: 5 E: 0 K: 1 S: 19	H: 5 R: 0 ER: 0 LOB: 2 BB: 1 P: 29	R: 0 H: 0 E: 0 K: 1 S: 8	H: 0 R: 0 ER: 0 LOB: 0 BB: 0 P: 16	R: 1 H: 2 E: 0 K: 1 S: 14	H: 2 R: 0 ER: 0 LOB: 1 BB: 0 P: 22	R: 0 H: 0 E: 0 K: 2 S: 9	H: 0 R: 0 ER: 0 LOB: 0 BB: 0 P: 12	1B: 8 2B: 9 3B: 0 HR: 1	SF: 0 SAC: 1 DP: 0 HBP: 1	WP: 0 PB: 0 SB: 1 CS: 0	PA: 45
PITCHER	IP: 3.1 WLS: L BF: 21 ERA: 5.18	H: 8 R: 8 ER: 8 SO: 8	BB: 1 IBB: 0 HBP: 0 BLK: 0	WP: 0 HR: 0 S: 40 P: 73	ERA: 21.60 WHIP: 3.000	IP: 0.2 WLS: 0 BF: 4 ERA: 5.72	H: 2 R: 1 ER: 1 SO: 1	BB: 0 IBB: 0 HBP: 0 BLK: 0	WP: 0 HR: 8 S: 13 P: 13	ERA: 13.50 WHIP: 3.000	IP: 3.0 WLS: 0 BF: 17 ERA: 5.31	H: 7 R: 5 ER: 5 SO: 3	BB: 1 IBB: 0 HBP: 0 BLK: 0	WP: 0 HR: 41 S: 67 P: 15	ERA: 15.00 WHIP: 2.667	IP: 1.0 WLS: 0 BF: 3 ERA: 6.91	H: 0 R: 0 ER: 0 SO: 2	BB: 0 IBB: 0 HBP: 0 BLK: 0	WP: 0 HR: 9 S: 12 P: 12	ERA: 0.00 WHIP: 0.000



Batter	1	2	3	4	5	6	7	8	9	AB	R	H	RBI	BB	SO	LOB	TOP				
1 Niyer Morgan, L OBP: 0.315, SLG: 0.316	G3-1		P5	2H 1B		6 2B 11 FC4-2 1B		F7		5	0	2	1	0	0	1	Washington Nationals @ Pittsburgh Pirates PNC Park, Pittsburgh, PA Sat Sep 04 2010, 7:08 PM - 10:02 PM EDT Att: 30,263 - Cloudy - 68 F				
6 Ian Desmond, R OBP: 0.323, SLG: 0.424	K		G1-3	1 SAFE 1B		11 FC6-4 1B		11 G1-3 1B		5	1	3	1	0	1						
11 Ryan Zimmerman, R (1.5) OBP: 0.386, SLG: 0.523								G1-3		4	1	1	0	1	0	5					
38 Michael Morse, R (1.3) OBP: 0.345, SLG: 0.524	K									4	2	2	1	1	1	3					
2 Roger Bernadina, L (1.7) OBP: 0.320, SLG: 0.423	K									5	1	1	0	0	2	4					
7 Ivan Rodriguez, R (1.2) OBP: 0.291, SLG: 0.346	G6-3									5	2	3	4	0	0	0					
8 Danny Espinosa, S (1.4) OBP: 0.355, SLG: 0.909	G5-3									5	1	2	1	0	0	0					
30 Justin Maxwell, R (1.9) OBP: 0.290, SLG: 0.257										4	0	0	1	0	2	2					
31 John Lannan, L (1.1) OBP: 0.146, SLG: 0.154										2	1	1	0	1	0	1					
45 Doug Slaten, L (8.1)										0	0	0	0	0	0	0					
62 Joel Peralta, R (9.1)										0	0	0	0	0	0	0					
Inning Stats	R: 0 H: 0 E: 0 K: 2 S: 11	H: 0 LOB: 1 BB: 1 P: 20	R: 0 H: 0 E: 0 K: 1 S: 7	H: 0 LOB: 0 BB: 0 P: 10	R: 0 H: 1 E: 0 K: 0 S: 7	H: 1 LOB: 2 BB: 1 P: 12	R: 5 H: 6 E: 1 K: 0 S: 19	H: 2 LOB: 0 BB: 1 P: 19	R: 1 H: 2 E: 0 K: 0 S: 13	H: 2 LOB: 2 BB: 1 P: 20	R: 0 H: 2 E: 0 K: 0 S: 10	H: 2 LOB: 1 BB: 0 P: 17	R: 1 H: 2 E: 0 K: 1 S: 8	H: 2 LOB: 0 BB: 0 P: 14	R: 0 H: 0 E: 0 K: 1 S: 8	H: 0 LOB: 0 BB: 0 P: 14	1B: 12 2B: 2 3B: 0 HR: 1	SF: 1 SAC: 1 DP: 1 HBP: 0	WP: 0 PB: 0 SB: 0 CS: 0	PA: 44	
PITCHER	IP WLS BF H R ER SO	IP WLS BF H R ER SO	IP WLS BF H R ER SO	IP WLS BF H R ER SO	IP WLS BF H R ER SO	IP WLS BF H R ER SO	IP WLS BF H R ER SO	IP WLS BF H R ER SO	IP WLS BF H R ER SO	IP WLS BF H R ER SO	IP WLS BF H R ER SO	IP WLS BF H R ER SO	IP WLS BF H R ER SO	IP WLS BF H R ER SO	IP WLS BF H R ER SO	IP WLS BF H R ER SO	ERA WHIP	ERA WHIP			
28 Paul Maholm, L (1.1) ERA: 5.43	4.1 L 24 9 7 7 4																	14.54	2.538		
43 Sean Gallagher, R (5.1) ERA: 6.43	0.2 2 0 0 0 1																	0.00	0.000		
34 Daniel McCutchen, R (6.1) ERA: 5.98	2.0 10 4 1 1 0																	4.50	2.500		
61 Chan Ho Park, R (8.1) ERA: 5.44	1.0 5 2 1 1 0																	9.00	2.000		
36 Wilfredo Ledezma, L (9.1) ERA: 6.75	1.0 3 0 0 0 1																	0.00	0.000		



Batter	1	2	3	4	5	6	7	8	9	AB	R	H	RBI	BB	SO	LOB	BOTTOM					
22 Andrew McCutchen, R (1.8) OBP: 0.351, SLG: 0.435	G5-3									4	1	1	1	1	1	0	Washington Nationals @ Pittsburgh Pirates PNC Park, Pittsburgh, PA Sat Sep 04 2010, 7:08 PM - 10:02 PM EDT Att: 30,263 - Cloudy - 68 F					
31 Jose Tabata, R (1.7) OBP: 0.359, SLG: 0.417	G3									5	0	1	0	0	1	2						
18 Neil Walker, S (1.4) OBP: 0.351, SLG: 0.485	K									5	0	1	0	0	2	3						
46 Garrett Jones, L (1.3) OBP: 0.309, SLG: 0.419	K									4	0	1	0	0	1	1						
24 Pedro Alvarez, L (1.5) OBP: 0.317, SLG: 0.402	K									4	1	1	0	0	1	1						
85 Lastings Milledge, R (1.9) OBP: 0.332, SLG: 0.361	E6									4	0	3	0	0	0	0						
5 Ronny Cedeno, R (1.6) OBP: 0.293, SLG: 0.373	E6									4	0	1	1	0	0	4						
36 Wilfredo Ledezma, L (9.1)										0	0	0	0	0	0	0						
19 Chris Snyder, R (1.2) OBP: 0.327, SLG: 0.393	L4									4	0	0	0	0	0	6						
28 Paul Maholm, L (1.1) OBP: 0.146, SLG: 0.154										1	0	0	0	0	1	0						
43 Sean Gallagher, R (5.1) ERA: 6.43										0	0	0	0	0	0	0						
15 Andy LaRoche, R (5.9) ERA: 3.22										1	0	0	0	0	1	0						
34 Daniel McCutchen, R (6.1) ERA: 5.98										0	0	0	0	0	0	0						
24 Delwyn Young, S (7.9) ERA: 3.22										1	0	0	0	0	0	0						
61 Chan Ho Park, R (8.1) ERA: 5.44										0	0	0	0	0	0	0						
73 Argenis Diaz, R (9.6) OBP: 0.300, SLG: 0.396										1	0	0	0	0	0	0						
Inning Stats	R: 0 H: 0 E: 0 K: 1 S: 7	H: 0 LOB: 0 BB: 0 P: 11	R: 0 H: 0 E: 2 K: 2 S: 14	H: 0 LOB: 2 BB: 0 P: 20	R: 0 H: 0 E: 0 K: 2 S: 10	H: 0 LOB: 1 BB: 1 P: 19	R: 0 H: 2 E: 0 K: 0 S: 11	H: 2 LOB: 0 BB: 0 P: 18	R: 1 H: 2 E: 0 K: 1 S: 11	H: 2 LOB: 1 BB: 0 P: 18	R: 0 H: 1 E: 0 K: 0 S: 6	H: 1 LOB: 0 BB: 0 P: 8	R: 0 H: 0 E: 1 K: 1 S: 9	H: 0 LOB: 1 BB: 0 P: 15	R: 1 H: 3 E: 0 K: 0 S: 10	H: 3 LOB: 1 BB: 0 P: 13	R: 0 H: 1 E: 0 K: 1 S: 12	H: 1 LOB: 1 BB: 0 P: 17	1B: 6 2B: 2 3B: 0 HR: 1	SF: 0 SAC: 0 DP: 0 HBP: 0	WP: 0 PB: 0 SB: 0 CS: 0	PA: 39
PITCHER	IP WLS BF H R ER SO	IP WLS BF H R ER SO	IP WLS BF H R ER SO	IP WLS BF H R ER SO	IP WLS BF H R ER SO	IP WLS BF H R ER SO	IP WLS BF H R ER SO	IP WLS BF H R ER SO	IP WLS BF H R ER SO	IP WLS BF H R ER SO	IP WLS BF H R ER SO	IP WLS BF H R ER SO	IP WLS BF H R ER SO	IP WLS BF H R ER SO	IP WLS BF H R ER SO	IP WLS BF H R ER SO	ERA WHIP	ERA WHIP				
31 John Lannan, L (1.1) ERA: 4.73	7.0 W 30 5 3 1 1 0																	1.29	0.857			
45 Doug Slaten, L (8.1) ERA: 3.22	1.0 5 3 1 1 0																	9.00	3.000			
62 Joel Peralta, R (9.1) ERA: 2.29	1.0 4 1 0 0 1																	0.00	1.000			



Batter	1	2	3	4	5	6	7	8	9	AB	R	H	RBI	BB	SO	LOB	TOP
4 Omar Infante, R OBP: 0.374, SLG: 0.441	G5-3		F9		F8				G4-3	4	0	0	0	1	0	0	
22 Jason Heyward, L OBP: 0.391, SLG: 0.474	K									4	0	2	0	1	2	0	
Martin Prado, R OBP: 0.354, SLG: 0.477	F9		L6						F9	5	0	0	0	0	0	5	
27 Derrek Lee, R OBP: 0.335, SLG: 0.410		HBP 2 8 SF8 23 1B			F8					3	1	2	0	1	0	1	
23 Matt Diaz, R OBP: 0.284, SLG: 0.438										4	0	2	0	0	0	1	
2 Alex Gonzalez, R OBP: 0.309, SLG: 0.472										3	0	1	0	0	0	2	
8 David Ross, R OBP: 0.381, SLG: 0.456										2	0	0	1	0	2	0	
16 Brian McCann, L OBP: 0.388, SLG: 0.486										1	0	0	0	0	0	2	
13 Nate McLouth, L OBP: 0.278, SLG: 0.262										4	0	1	0	0	0	4	
48 Tommy Hanson, R OBP: 0.113, SLG: 0.115										2	0	0	0	0	0	2	
5 Freddie Freeman, L OBP: 0.125, SLG: 0.125										1	0	0	0	0	0	1	
43 Kyle Farnsworth, R										0	0	0	0	0	0	0	
58 Peter Moylan, R										0	0	0	0	0	0	0	
20 Eric Hinske, L OBP: 0.338, SLG: 0.449										1	0	0	0	0	0	0	
Inning Stats	R: 0 E: 0 K: 1 S: 6	H: 0 LOB: 0 BB: 0 P: 11	R: 1 E: 0 K: 0 S: 13	H: 2 LOB: 2 BB: 0 P: 24	R: 0 E: 0 K: 0 S: 13	H: 1 LOB: 1 BB: 0 P: 21	R: 0 E: 0 K: 1 S: 10	H: 0 LOB: 0 BB: 0 P: 17	R: 0 E: 0 K: 1 S: 14	H: 2 LOB: 2 BB: 0 P: 23	R: 0 E: 0 K: 1 S: 16	H: 1 LOB: 3 BB: 2 P: 30	R: 0 E: 0 K: 0 S: 13	H: 1 LOB: 1 BB: 0 P: 17	1B: 8 2B: 0 3B: 0 HR: 0	SF: 1 SAC: 0 DP: 0 HBP: 1	WP: 0 PA: 39 PB: 0 SB: 1 CS: 0
PITCHER	IP WLS BF H R ER SO BB IBB HBP BLK WP HR S P ERA WHIP																
71 Brian Burres, L ERA: 5.75	6.0 W 24 5 1 1 3 0 0 0 0 0 0 62 104 1.50 0.833																
30 Chris Resop, R ERA: 4.5	1.0 H 6 1 0 0 1 2 0 0 0 0 0 16 30 0.00 3.000																
47 Evan Meek, R ERA: 2.08	1.0 H 5 1 0 0 0 1 0 0 0 0 0 13 23 0.00 2.000																
Joel Hanrahan, R ERA: 3.62	1.0 S 4 1 0 0 0 0 0 0 0 0 0 13 17 0.00 1.000																

Atlanta Braves @ Pittsburgh Pirates
PNC Park, Pittsburgh, PA
Mon Sep 06 2010, 1:36 PM - 4:17 PM EDT
Att: 15,330 - Partly Cloudy - 77 F

AB 34
R 1
H 8
RBI 1
BB 3
SO 4
LOB 18



Batter	1	2	3	4	5	6	7	8	9	AB	R	H	RBI	BB	SO	LOB	BOTTOM		
22 Andrew McCutchen, R OBP: 0.351, SLG: 0.432	B2-3 31 E 31 S G6-3 BB				P4				G6-3	3	1	0	0	1	0	0			
31 Jose Tabata, R OBP: 0.381, SLG: 0.416	G6-3								G1-3	4	1	1	1	0	1	0			
18 Neil Walker, S OBP: 0.354, SLG: 0.495	G6-3								G1-3	4	1	1	2	0	1	0			
46 Garrett Jones, L OBP: 0.305, SLG: 0.413	P5									3	0	0	0	0	1	0			
24 Pedro Alvarez, L OBP: 0.316, SLG: 0.415										3	0	1	0	0	0	0			
41 Ryan Doumit, S OBP: 0.335, SLG: 0.424										2	0	1	0	1	0	0			
24 Delwyn Young, S OBP: 0.286, SLG: 0.413										3	0	0	0	0	1	3			
5 Ronny Cedeno, R OBP: 0.291, SLG: 0.372										3	0	0	0	0	0	1			
71 Brian Burres, L OBP: 0.176, SLG: 0.294										2	0	0	0	0	1	0			
30 Chris Resop, R										0	0	0	0	0	0	0			
14 John Bowker, L OBP: 0.240, SLG: 0.330										1	0	0	0	0	0	0			
47 Evan Meek, R OBP: 1.000, SLG: 1.000										0	0	0	0	0	0	0			
Joel Hanrahan, R										0	0	0	0	0	0	0			
Inning Stats	R: 1 E: 0 K: 0 S: 8	H: 0 LOB: 0 BB: 1 P: 16	R: 0 E: 0 K: 0 S: 11	H: 1 LOB: 1 BB: 0 P: 19	R: 0 E: 0 K: 1 S: 9	H: 0 LOB: 0 BB: 0 P: 11	R: 0 E: 0 K: 1 S: 14	H: 1 LOB: 2 BB: 1 P: 21	R: 0 E: 0 K: 1 S: 7	H: 0 LOB: 0 BB: 0 P: 10	R: 2 E: 0 K: 1 S: 10	H: 2 LOB: 0 BB: 0 P: 15	R: 0 E: 0 K: 1 S: 7	H: 0 LOB: 0 BB: 0 P: 10	R: 0 E: 0 K: 0 S: 6	H: 0 LOB: 0 BB: 0 P: 7	1B: 2 2B: 1 3B: 0 HR: 1	SF: 0 SAC: 0 DP: 0 HBP: 0	WP: 0 PA: 30 PB: 0 SB: 1 CS: 0
PITCHER	IP WLS BF H R ER SO BB IBB HBP BLK WP HR S P ERA WHIP																		
48 Tommy Hanson, R ERA: 3.88	6.0 L 24 4 3 2 2 4 2 0 0 0 0 7 59 3.00 1.000																		
43 Kyle Farnsworth, R ERA: 3.18	1.0 3 0 0 0 1 0 0 0 0 0 0 7 10 0.00 0.000																		
58 Peter Moylan, R ERA: 3.17	1.0 3 0 0 0 0 0 0 0 0 0 0 6 7 0.00 0.000																		

Atlanta Braves @ Pittsburgh Pirates
PNC Park, Pittsburgh, PA
Mon Sep 06 2010, 1:36 PM - 4:17 PM EDT
Att: 15,330 - Partly Cloudy - 77 F

AB 28
R 3
H 4
RBI 3
BB 2
SO 5
LOB 4



Batter	1	2	3	4	5	6	7	8	9	AB	R	H	RBI	BB	SO	LOB	TOP										
4 Omar Infante, R OBP: 0.375, SLG: 0.440										3	0	1	0	1	0	0	Atlanta Braves @ Pittsburgh Pirates PNC Park, Pittsburgh, PA Tue Sep 07 2010, 7:06 PM - 10:13 PM EDT Att: 11,070 - Partly Cloudy - 86 F										
22 Jason Heyward, L OBP: 0.392, SLG: 0.474										4	0	2	0	0	0	1											
Martin Prado, R OBP: 0.354, SLG: 0.477										4	0	1	0	0	1	2											
16 Brian McCann, L OBP: 0.389, SLG: 0.484										2	0	0	0	2	0	2											
27 Derrek Lee, R OBP: 0.332, SLG: 0.406										4	0	0	0	0	1	4											
53 Melky Cabrera, S OBP: 0.324, SLG: 0.368										4	0	1	0	0	1	1											
2 Alex Gonzalez, R OBP: 0.307, SLG: 0.469										3	0	0	0	0	0	1											
28 Rick Ankiel, L OBP: 0.314, SLG: 0.390										2	0	0	0	1	2	0											
15 Tim Hudson, R OBP: 0.209, SLG: 0.269										2	0	0	0	0	1	2											
58 Peter Moylan, R ERA: 2.05										0	0	0	0	0	0	0											
34 Eric O'Flaherty, L ERA: 3.56										0	0	0	0	0	0	0											
20 Eric Hinske, L OBP: 0.334, SLG: 0.447										0	0	0	0	0	0	0											
38 Mike Dunn, L ERA: 3.56										0	0	0	0	0	0	0											
Inning Stats	R: 0 E: 0 K: 0 S: 11	H: 1 LOB: 1 BB: 0 P: 16	R: 0 E: 0 K: 0 S: 6	H: 0 LOB: 0 BB: 0 P: 11	R: 0 E: 0 K: 2 S: 8	H: 0 LOB: 0 BB: 1 P: 15	R: 0 E: 0 K: 0 S: 5	H: 1 LOB: 0 BB: 0 P: 7	R: 0 E: 0 K: 0 S: 13	H: 2 LOB: 2 BB: 1 P: 23	R: 0 E: 0 K: 1 S: 9	H: 0 LOB: 0 BB: 0 P: 15	R: 0 E: 0 K: 0 S: 6	H: 0 LOB: 1 BB: 1 P: 10	R: 0 E: 0 K: 3 S: 14	H: 0 LOB: 1 BB: 1 P: 21	1B: 3 2B: 3 3B: 0 HR: 0	SF: 0 SAC: 0 DP: 2 HBP: 0	WP: 0 PB: 0 SB: 0 CS: 1	PA: 34							
PITCHER	IP	WLS	BF	H	R	ER	SO	BB	IBB	HBP	BLK	WP	HR	S	P	ERA	WHIP										
53 James McDonald, R ERA: 4.81	7.0	W	26	5	0	0	3	1	2	0	0	0	0	65	108	0.00	0.857										
47 Evan Meek, R ERA: 2.05	1.0		3	0	0	0	0	0	0	0	0	0	0	6	10	0.00	0.000										
Joel Hanrahan, R ERA: 3.56	1.0		4	0	0	0	3	1	0	0	0	0	0	14	21	0.00	1.000										

AB	29
R	0
H	5
RBI	0
BB	4
SO	6
LOB	13



Batter	1	2	3	4	5	6	7	8	9	AB	R	H	RBI	BB	SO	LOB	BOTTOM										
22 Andrew McCutchen, R OBP: 0.350, SLG: 0.432										4	0	1	0	0	0	0	Atlanta Braves @ Pittsburgh Pirates PNC Park, Pittsburgh, PA Tue Sep 07 2010, 7:06 PM - 10:13 PM EDT Att: 11,070 - Partly Cloudy - 86 F										
31 Jose Tabata, R OBP: 0.357, SLG: 0.411										4	0	0	0	0	1	1											
18 Neil Walker, S OBP: 0.353, SLG: 0.496										4	0	1	0	0	1	0											
46 Garrett Jones, L OBP: 0.306, SLG: 0.416										4	1	2	0	0	2	1											
24 Pedro Alvarez, L OBP: 0.315, SLG: 0.416										4	1	1	1	0	1	2											
41 Ryan Doumit, S OBP: 0.338, SLG: 0.424										2	1	1	0	1	0	0											
5 Ronny Cedenio, R OBP: 0.291, SLG: 0.377										3	1	1	2	0	0	1											
19 Chris Snyder, R OBP: 0.323, SLG: 0.386										3	0	0	0	0	2	1											
53 James McDonald, L ERA: 2.41										2	0	0	0	0	1	0											
24 Delwyn Young, S OBP: 0.290, SLG: 0.433										1	1	1	2	0	0	0											
47 Evan Meek, R OBP: 1.000, SLG: 1.000										0	0	0	0	0	0	0											
Joel Hanrahan, R ERA: 3.56										0	0	0	0	0	0	0											
Inning Stats	R: 0 E: 0 K: 0 S: 10	H: 0 LOB: 0 BB: 0 P: 14	R: 0 E: 0 K: 1 S: 7	H: 0 LOB: 0 BB: 0 P: 10	R: 0 E: 0 K: 1 S: 6	H: 0 LOB: 0 BB: 0 P: 9	R: 0 E: 0 K: 0 S: 6	H: 0 LOB: 0 BB: 0 P: 9	R: 0 E: 0 K: 1 S: 12	H: 1 LOB: 1 BB: 0 P: 17	R: 5 E: 0 K: 2 S: 19	H: 4 LOB: 0 BB: 1 P: 32	R: 0 E: 0 K: 3 S: 14	H: 1 LOB: 1 BB: 0 P: 18	1B: 2 2B: 4 3B: 1 HR: 1	SF: 0 SAC: 0 DP: 1 HBP: 0	WP: 0 PB: 0 SB: 0 CS: 0	PA: 32									
PITCHER	IP	WLS	BF	H	R	ER	SO	BB	IBB	HBP	BLK	WP	HR	S	P	ERA	WHIP										
15 Tim Hudson, R ERA: 2.41	6.1	L	25	6	4	4	4	0	0	0	0	0	0	3	4	0.00	0.947										
58 Peter Moylan, R ERA: 3.15	0.1		1	0	0	0	1	0	0	0	0	0	0	3	4	0.00	0.000										
34 Eric O'Flaherty, L ERA: 2.48	0.1		2	1	1	1	0	0	0	0	0	0	1	6	9	27.00	3.000										
38 Mike Dunn, L ERA: 3.56	1.0		4	1	0	0	3	0	0	0	0	0	0	14	18	0.00	1.000										



Batter	1	2	3	4	5	6	7	8	9	10	11	12	AB	R	H	RBI	BB	SO	LOB	TOP
22 Andrew McCutchen, R OBP: 0.352, SLG: 0.433													5	1	2	0	0	0	0	
31 Jose Tabata, R OBP: 0.357, SLG: 0.410													5	1	2	1	0	2	1	
18 Neil Walker, S OBP: 0.349, SLG: 0.487													5	0	1	0	0	2	1	
46 Garrett Jones, L OBP: 0.305, SLG: 0.415													5	0	1	0	0	2	3	
24 Pedro Alvarez, L OBP: 0.319, SLG: 0.421													5	0	1	1	0	2	2	
41 Ryan Doumit, S OBP: 0.336, SLG: 0.420													5	0	2	0	0	1	3	
44 Alex Presley, L OBP: 0.500, SLG: 0.500													0	0	0	0	0	0	0	
5 Ronny Cedeno, R OBP: 0.286, SLG: 0.370													5	0	0	0	0	1	4	
19 Chris Snyder, R OBP: 0.324, SLG: 0.395													4	1	1	1	1	0	1	
29 Paul Maholm, L ERA: 3.37													2	0	0	0	0	0	0	
Inning Stats	R: 0 E: 0 K: 7	H: 0 LOB: 0 P: 11	R: 0 E: 0 K: 12	H: 0 LOB: 0 P: 16	R: 1 E: 0 K: 15	H: 1 LOB: 0 P: 19	R: 0 E: 0 K: 10	H: 1 LOB: 0 P: 16	R: 0 E: 0 K: 10	H: 1 LOB: 0 P: 19	R: 0 E: 0 K: 10	H: 0 LOB: 0 P: 15	R: 0 E: 0 K: 7	H: 1 LOB: 2 P: 15	R: 1 E: 1 K: 8	H: 2 LOB: 3 P: 14	1B: 8 2B: 1 3B: 0 HR: 1	SF: 0 SAC: 0 DP: 0 HBP: 0	WP: 0 PB: 0 SB: 3 CS: 2	PA: 45
PITCHER	IP WLS BF H R ER SO BB IBB HBP BLK WP HR S P ERA WHIP	7.0 0 24 5 1 1 9 0 0 0 0 0 0 1 1 109 1.29 0.714	4.7 1 3 0 0 0 0 0 0 0 0 0 0 0 5 5 0.00 0.000	3.25 0.1 5 4 2 2 0 0 0 0 0 0 0 0 10 15 54.00 12.000	3.73 0.2 2 0 0 0 0 0 0 0 0 0 0 0 5 9 0.00 0.000	4.38 1.0 3 0 0 0 0 0 0 0 0 0 0 0 9 15 0.00 0.000	PITCHER	IP WLS BF H R ER SO BB IBB HBP BLK WP HR S P ERA WHIP	1.0 0 3 0 0 0 0 0 0 0 0 0 0 0 7 10 0.00 0.000	0.1 2 1 0 0 0 0 0 0 0 0 0 0 0 3 5 0.00 3.000	4.94 0.2 W 3 0 0 0 0 0 0 0 0 0 0 4 10 0.00 1.500	3.38 0.0 0 0 0 0 0 0 0 0 0 0 0 0 0 0 0.00 0.000								

Pittsburgh Pirates @ Cincinnati Reds
Great American Ball Park, Cincinnati, OH
Fri Sep 10 2010, 7:11 PM - 11:15 PM EDT
Alt. 24.908 - Cloudy - 75 F

AB 44
R 3
H 10
RBI 3
BB 1
SO 11
LOB 17

Batter	1	2	3	4	5	6	7	8	9	10	11	12	AB	R	H	RBI	BB	SO	LOB	BOTTOM		
4 Brandon Phillips, R OBP: 0.336, SLG: 0.441													5	0	1	0	1	1	0			
28 Chris Heisey, R OBP: 0.327, SLG: 0.428													4	2	1	0	0	1	1			
19 Joey Votto, L OBP: 0.422, SLG: 0.585													4	0	0	0	0	3	3			
27 Scott Rolen, R OBP: 0.365, SLG: 0.515													6	1	2	1	0	2	4			
31 Jonny Gomes, R OBP: 0.329, SLG: 0.429													5	1	1	0	1	2	2			
6 Drew Stubbs, R OBP: 0.313, SLG: 0.411													5	0	1	1	0	3	1			
7 Paul Janish, R OBP: 0.354, SLG: 0.411													5	0	2	1	0	1	1			
29 Ryan Hanigan, R OBP: 0.385, SLG: 0.411													3	0	1	0	2	0	1			
34 Homer Bailey, L ERA: 4.7													3	0	0	0	0	0	0			
Inning Stats	R: 0 E: 0 K: 7	H: 1 LOB: 1 P: 13	R: 0 E: 0 K: 13	H: 2 LOB: 0 P: 24	R: 3 E: 1 K: 18	H: 3 LOB: 3 P: 35	R: 0 E: 0 K: 6	H: 0 LOB: 0 P: 7	R: 0 E: 0 K: 6	H: 0 LOB: 1 P: 8	R: 0 E: 1 K: 11	H: 1 LOB: 0 P: 14	R: 0 E: 0 K: 8	H: 0 LOB: 0 P: 22	R: 0 E: 0 K: 8	H: 0 LOB: 0 P: 14	R: 1 E: 1 K: 8	H: 2 LOB: 3 P: 14	1B: 8 2B: 1 3B: 0 HR: 0	SF: 0 SAC: 1 DP: 1 HBP: 3	WP: 0 PB: 0 SB: 0 CS: 0	PA: 50
PITCHER	IP WLS BF H R ER SO BB IBB HBP BLK WP HR S P ERA WHIP	7.0 1 31 6 3 3 8 2 1 1 0 0 0 0 65 113 3.86 1.143	5.37 1.0 4 1 0 0 2 0 0 0 0 0 0 0 11 14 0.00 1.000	4.24 1.0 5 0 0 0 2 1 0 1 0 0 0 0 13 22 0.00 1.000	2.02 2.0 6 0 0 0 3 0 0 0 0 0 0 0 16 24 0.00 0.000	5.12 0.0 L 2 1 1 0 0 0 0 1 0 0 0 0 3 6 =	PITCHER	IP WLS BF H R ER SO BB IBB HBP BLK WP HR S P ERA WHIP	0.0 0 2 1 0 0 0 0 0 0 0 0 0 0 5 8 =	3.56 0.0 3 0 0 0 0 0 0 0 0 0 0 0 0 0 0 0.00 =	3.56 0.0 3 0 0 0 0 0 0 0 0 0 0 0 0 0 0 0.00 =	3.56 0.0 3 0 0 0 0 0 0 0 0 0 0 0 0 0 0 0.00 =										

Pittsburgh Pirates @ Cincinnati Reds
Great American Ball Park, Cincinnati, OH
Fri Sep 10 2010, 7:11 PM - 11:15 PM EDT
Alt. 24.908 - Cloudy - 75 F

AB 42
R 4
H 9
RBI 3
BB 4
SO 15
LOB 19

Batter	1	2	3	4	5	6	7	8	9	10	AB	R	H	RBI	BB	SO	LOB	TOP		
22 Andrew McCutchen, R OBP: 0.352, SLG: 0.431											3	1	0	0	1	1	0	Pittsburgh Pirates @ Cincinnati Reds Great American Ball Park, Cincinnati, OH Sat Sep 11 2010, 7:11 PM - 10:11 PM EDT Att: 36,101 - Cloudy - 74 F		
31 Jose Tabata, R OBP: 0.359, SLG: 0.411											4	1	2	1	0	1	0			
18 Neil Walker, S OBP: 0.347, SLG: 0.484											4	0	1	2	0	1	1			
46 Garrett Jones, L OBP: 0.304, SLG: 0.412											3	0	0	0	1	1	0			
24 Pedro Alvarez, L OBP: 0.315, SLG: 0.415											4	0	0	0	0	2	2			
41 Ryan Doumit, S OBP: 0.333, SLG: 0.416											4	0	0	0	0	3	0			
5 Ronny Cedeno, R OBP: 0.286, SLG: 0.369											4	1	1	0	0	1	0		AB 34 R 4 H 5 RBI 4 BB 2 SO 13 LOB 4	
19 Chris Snyder, R OBP: 0.322, SLG: 0.392											2	0	0	0	0	2	0			
14 John Bowker, L OBP: 0.233, SLG: 0.326											2	1	1	1	0	0	0		WP: 0 PA: 37 PB: 0 SB: 2 CS: 1	
50 Charlie Morton, R 30 Chris Resop, R 24 Delwyn Young, S 47 Evan Meek, R Joel Hanrahan, R 44 Brandon Moss, L 65 Justin Thomas, L											2	0	0	0	0	1	0			
Inning Stats	R: 0 E: 0 K: 0 S: 9	H: 1 LOB: 2 BB: 1 P: 17	R: 0 E: 0 K: 2 S: 9	H: 0 LOB: 0 BB: 0 P: 12	R: 0 E: 0 K: 1 S: 11	H: 0 LOB: 0 BB: 0 P: 16	R: 0 E: 0 K: 0 S: 10	H: 0 LOB: 0 BB: 0 P: 15	R: 0 E: 0 K: 2 S: 7	H: 0 LOB: 0 BB: 0 P: 9	R: 0 E: 0 K: 3 S: 11	H: 0 LOB: 0 BB: 0 P: 16	R: 4 E: 0 K: 1 S: 15	H: 4 LOB: 0 BB: 1 P: 29	R: 0 E: 0 K: 2 S: 7	H: 0 LOB: 0 BB: 0 P: 10	R: 0 E: 0 K: 0 S: 5	H: 0 LOB: 0 BB: 0 P: 6	1B: 4 2B: 1 3B: 0 HR: 0	SF: 0 SAC: 0 DP: 0 HBP: 0
PITCHER	IP WLS BF H R ER SO ERA WHIP	IP WLS BF H R ER SO ERA WHIP	IP WLS BF H R ER SO ERA WHIP	IP WLS BF H R ER SO ERA WHIP	IP WLS BF H R ER SO ERA WHIP	IP WLS BF H R ER SO ERA WHIP	IP WLS BF H R ER SO ERA WHIP	IP WLS BF H R ER SO ERA WHIP	IP WLS BF H R ER SO ERA WHIP	IP WLS BF H R ER SO ERA WHIP	IP WLS BF H R ER SO ERA WHIP	IP WLS BF H R ER SO ERA WHIP	IP WLS BF H R ER SO ERA WHIP	IP WLS BF H R ER SO ERA WHIP	IP WLS BF H R ER SO ERA WHIP	IP WLS BF H R ER SO ERA WHIP	IP WLS BF H R ER SO ERA WHIP	IP WLS BF H R ER SO ERA WHIP	IP WLS BF H R ER SO ERA WHIP	

Batter	1	2	3	4	5	6	7	8	9	10	AB	R	H	RBI	BB	SO	LOB	BOTTOM		
4 Brandon Phillips, R OBP: 0.334, SLG: 0.438											4	0	0	0	1	0	0	Pittsburgh Pirates @ Cincinnati Reds Great American Ball Park, Cincinnati, OH Sat Sep 11 2010, 7:11 PM - 10:11 PM EDT Att: 36,101 - Cloudy - 74 F		
2 Orlando Cabrera, R OBP: 0.306, SLG: 0.342											5	0	1	0	0	0	2			
19 Joey Votto, L OBP: 0.423, SLG: 0.590											3	1	1	1	2	1	1			
27 Scott Rolen, R OBP: 0.366, SLG: 0.520											4	2	2	0	0	1	3			
31 Jonny Gomes, R OBP: 0.330, SLG: 0.430											4	1	2	0	0	1	3			
55 Ramon Hernandez, R 3 Chris Valaika, R 48 Francisco Cordero, R											2	0	1	1	0	0	0			
6 Drew Stubbs, R OBP: 0.314, SLG: 0.415											3	1	2	1	0	0	1			
43 Miguel Cairo, R 28 Chris Hestey, R											2	0	0	1	0	0	3			
36 Edinson Volquez, R 23 Yonder Alonso, L 40 Nick Masset, R 54 Aroldis Chapman, L 29 Ryan Hanigan, R											2	0	0	0	0	1	1			
Inning Stats	R: 0 E: 1 K: 1 S: 8	H: 0 LOB: 0 BB: 0 P: 11	R: 1 E: 0 K: 0 S: 9	H: 2 LOB: 1 BB: 0 P: 13	R: 0 E: 0 K: 0 S: 8	H: 0 LOB: 0 BB: 0 P: 9	R: 0 E: 0 K: 0 S: 4	H: 0 LOB: 0 BB: 0 P: 10	R: 0 E: 0 K: 1 S: 10	H: 1 LOB: 1 BB: 0 P: 14	R: 2 E: 0 K: 0 S: 11	H: 3 LOB: 1 BB: 0 P: 12	R: 0 E: 0 K: 2 S: 13	H: 1 LOB: 2 BB: 1 P: 24	R: 1 E: 0 K: 0 S: 9	H: 2 LOB: 2 BB: 1 P: 17	R: 1 E: 0 K: 0 S: 2		H: 1 LOB: 0 BB: 0 P: 4	1B: 5 2B: 4 3B: 0 HR: 1
PITCHER	IP WLS BF H R ER SO ERA WHIP	IP WLS BF H R ER SO ERA WHIP	IP WLS BF H R ER SO ERA WHIP	IP WLS BF H R ER SO ERA WHIP	IP WLS BF H R ER SO ERA WHIP	IP WLS BF H R ER SO ERA WHIP	IP WLS BF H R ER SO ERA WHIP	IP WLS BF H R ER SO ERA WHIP	IP WLS BF H R ER SO ERA WHIP	IP WLS BF H R ER SO ERA WHIP	IP WLS BF H R ER SO ERA WHIP	IP WLS BF H R ER SO ERA WHIP	IP WLS BF H R ER SO ERA WHIP	IP WLS BF H R ER SO ERA WHIP	IP WLS BF H R ER SO ERA WHIP	IP WLS BF H R ER SO ERA WHIP	IP WLS BF H R ER SO ERA WHIP	IP WLS BF H R ER SO ERA WHIP	IP WLS BF H R ER SO ERA WHIP	



Batter	1	2	3	4	5	6	7	8	9	AB	R	H	RBI	BB	SO	LOB	TOP								
22 Andrew McCutchen, R OBP: 0.350, SLG: 0.430										5	0	1	3	0	1	0	Pittsburgh Pirates @ Cincinnati Reds Great American Ball Park, Cincinnati, OH Sun Sep 12 20:10, 1:12 PM - 4:11 PM EDT Att: 26,617 - Sunny - 75 F								
44 Alex Presley, L OBP: 0.429, SLG: 0.333										4	0	1	0	1	0	2									
18 Neil Walker, S OBP: 0.352, SLG: 0.484										2	0	1	0	2	0	1									
24 Pedro Alvarez, L OBP: 0.314, SLG: 0.412										4	0	1	0	0	0	4									
14 John Bowker, L OBP: 0.234, SLG: 0.316										3	0	0	0	1	1	2									
41 Ryan Doumit, S OBP: 0.332, SLG: 0.414										4	0	1	0	0	2	1									
3 Pedro Ciriaco, R OBP: 1.000, SLG: 2.000										0	0	0	0	0	0	0									
19 Chris Snyder, R OBP: 0.322, SLG: 0.392										0	0	0	0	0	0	0									
85 Lastings Milledge, R OBP: 0.333, SLG: 0.581										4	1	1	0	0	0	2									
5 Ronny Cedeno, R OBP: 0.284, SLG: 0.366										3	0	0	0	0	1	2									
46 Garrett Jones, L OBP: 0.305, SLG: 0.413										1	1	1	0	0	0	0									
73 Argenis Diaz, R OBP: 0.281, SLG: 0.267										0	0	0	0	0	0	0									
71 Brian Burres, L OBP: 0.158, SLG: 0.263										2	0	0	0	0	2	0									
24 Delwyn Young, S OBP: 0.286, SLG: 0.426										1	0	0	0	0	0	0									
61 Chan Ho Park, R OBP: 0.358, SLG: 0.410										1	1	0	0	0	0	0									
31 Jose Tabata, R OBP: 0.358, SLG: 0.410										1	1	0	0	0	0	3									
Inning Stats	R: 0 E: 0 K: 1 S: 13	H: 1 LOB: 1 BB: 0 P: 21	R: 0 E: 0 K: 1 S: 12	H: 0 LOB: 0 BB: 0 P: 20	R: 0 E: 0 K: 1 S: 10	H: 0 LOB: 0 BB: 0 P: 15	R: 0 E: 0 K: 1 S: 10	H: 0 LOB: 0 BB: 0 P: 16	R: 0 E: 0 K: 1 S: 7	H: 0 LOB: 0 BB: 0 P: 10	R: 0 E: 0 K: 1 S: 11	H: 0 LOB: 0 BB: 0 P: 17	R: 0 E: 0 K: 1 S: 15	H: 2 LOB: 2 BB: 0 P: 25	R: 0 E: 0 K: 0 S: 12	H: 1 LOB: 2 BB: 1 P: 21	R: 3 E: 0 K: 0 S: 18	H: 3 LOB: 2 BB: 1 P: 30	1B: 6 2B: 1 3B: 0 HR: 0	SF: 0 SAC: 0 DP: 0 HBP: 0	WP: 0 PB: 0 SB: 0 CS: 0	PA: 38			
PITCHER	IP	WLS	BF	H	R	ER	SO	BB	IBB	HBP	BLK	WP	HR	S	P	ERA	WHIP								
47 Johnny Cueto, R ERA: 3.31	(1, 1)	7.0	26	3	0	0	7	2	0	0	0	0	0	78	124	0.00	0.714								
66 Logan Ondrusek, R ERA: 4.32	(8, 1)	0.2	H	3	1	0	0	0	0	0	0	0	0	8	11	0.00	1.500								
53 Arthur Rhodes, L ERA: 2.95	(8, 1)	0.1	H	2	0	0	0	1	0	0	0	0	0	4	10	0.00	3.000								
48 Francisco Cordero, R ERA: 4.04	(9, 1)	1.0	L	7	3	3	0	0	0	0	0	0	0	18	30	27.00	4.000								

AB	34
R	3
H	7
RBI	3
BB	4
SO	7
LOB	17



Batter	1	2	3	4	5	6	7	8	9	AB	R	H	RBI	BB	SO	LOB	BOTTOM								
4 Brandon Phillips, R OBP: 0.332, SLG: 0.435										4	0	0	0	0	2	1	Pittsburgh Pirates @ Cincinnati Reds Great American Ball Park, Cincinnati, OH Sun Sep 12 20:10, 1:12 PM - 4:11 PM EDT Att: 26,617 - Sunny - 75 F								
2 Orlando Cabrera, R OBP: 0.305, SLG: 0.343										4	1	1	0	0	0	1									
7 Paul Janish, R OBP: 0.354, SLG: 0.411										0	0	0	0	0	0	0									
19 Joey Volto, L OBP: 0.422, SLG: 0.589										4	0	1	1	0	1	0									
31 Jonny Gomes, R OBP: 0.327, SLG: 0.426										4	0	0	0	0	2	1									
55 Ramon Hernandez, R OBP: 0.373, SLG: 0.444										2	0	2	0	1	0	0									
3 Chris Valaika, R OBP: 0.333, SLG: 0.481										0	0	0	0	0	0	0									
43 Miguel Cairo, R OBP: 0.352, SLG: 0.412										4	0	1	0	0	1	3									
6 Drew Stubbs, R OBP: 0.314, SLG: 0.412										3	0	0	0	1	0	2									
28 Chris Heisey, R OBP: 0.323, SLG: 0.427										4	0	0	0	0	1	3									
47 Johnny Cueto, R OBP: 0.122, SLG: 0.122	(1, 1)	7.0	25	4	1	1	0	1	0	0	0	0	0	0	0	0									
66 Logan Ondrusek, R ERA: 5.02	(8, 1)	1.0	W	4	0	0	0	0	0	0	0	0	0	0	0	0									
53 Arthur Rhodes, L OBP: 0.368, SLG: 0.457	(8, 1)	1.0	S	6	1	0	0	2	1	0	1	0	1	0	0	0									
25 Juan Francisco, L OBP: 0.368, SLG: 0.457	(8, PH)																								
48 Francisco Cordero, R ERA: 3.59	(9, 1)	1.0	S	6	1	0	0	2	1	0	1	0	1	0	0	0									
Inning Stats	R: 0 E: 0 K: 2 S: 9	H: 0 LOB: 0 BB: 0 P: 14	R: 0 E: 0 K: 1 S: 9	H: 0 LOB: 1 BB: 1 P: 17	R: 0 E: 0 K: 0 S: 8	H: 0 LOB: 0 BB: 0 P: 13	R: 1 E: 0 K: 0 S: 13	H: 3 LOB: 1 BB: 0 P: 16	R: 0 E: 0 K: 1 S: 10	H: 0 LOB: 0 BB: 0 P: 15	R: 0 E: 0 K: 1 S: 13	H: 0 LOB: 0 BB: 0 P: 18	R: 0 E: 0 K: 1 S: 10	H: 1 LOB: 1 BB: 0 P: 14	R: 0 E: 0 K: 0 S: 8	H: 0 LOB: 1 BB: 1 P: 16	R: 0 E: 0 K: 2 S: 15	H: 1 LOB: 3 BB: 1 P: 26	1B: 3 2B: 3 3B: 0 HR: 0	SF: 0 SAC: 0 DP: 1 HBP: 1	WP: 0 PB: 0 SB: 0 CS: 0	PA: 35			
PITCHER	IP	WLS	BF	H	R	ER	SO	BB	IBB	HBP	BLK	WP	HR	S	P	ERA	WHIP								
71 Brian Burres, L ERA: 5.22	(1, 1)	7.0	25	4	1	1	0	1	0	0	0	0	0	0	0	1.29	0.714								
61 Chan Ho Park, R ERA: 5.02	(8, 1)	1.0	W	4	0	0	0	0	0	0	0	0	0	0	0	0.00	1.000								
Joel Hanrahan, R ERA: 3.59	(9, 1)	1.0	S	6	1	0	0	2	1	0	1	0	0	0	0	0.00	2.000								



Batter	1	2	3	4	5	6	7	8	9	10	AB	R	H	RBI	BB	SO	LOB	TOP					
22 Andrew McCutchen, R OBP: 0.349, SLG: 0.430	G5-3		F8		K		K			FC2-5 2B	5	0	1	0	0	2	0	Pittsburgh Pirates @ New York Mets Citi Field, Flushing, NY Mon Sep 13 2010, 7:55 PM - 10:44 PM EDT Att: 24,384 - Overcast - 67 F					
31 Jose Tabata, R OBP: 0.356, SLG: 0.410	F8		K				F9			FC2-5 2B	5	0	1	0	0	1	1						
18 Neil Walker, S OBP: 0.352, SLG: 0.480	46 1B		F9				G3			P6	3	0	0	0	2	0	1						
46 Garrett Jones, L OBP: 0.307, SLG: 0.415	1B					F8				G3	5	0	2	0	0	0	3						
24 Pedro Alvarez, L OBP: 0.313, SLG: 0.408	K				G4-1						3	0	0	0	1	2	4						
14 John Bowker, L OBP: 0.270, SLG: 0.307	G5-3					F8					3	0	0	0	0	0	2						
85 Lastings Milledge, R OBP: 0.332, SLG: 0.386											1	0	0	0	0	0	0						
5 Ronny Cedeno, R OBP: 0.283, SLG: 0.365	L7									L8	4	0	1	0	0	0	2						
19 Chris Snyder, R OBP: 0.327, SLG: 0.393											2	0	1	0	2	0	1						
44 Alex Presley, L OBP: 0.429, SLG: 0.333											0	0	0	0	0	0	0						
41 Ryan Doumit, S OBP: 0.332, SLG: 0.414	1B									15 CS	0	0	0	0	0	0	0						
53 James McDonald, L OBP: 0.270, SLG: 0.280											0	0	0	0	0	0	0						
15 Andy LaRoche, R OBP: 0.332, SLG: 0.414	G5-3										0	0	0	0	0	0	0						
30 Chris Resop, R OBP: 0.332, SLG: 0.414											0	0	0	0	0	0	0						
61 Chan Ho Park, R OBP: 0.332, SLG: 0.414											0	0	0	0	0	0	0						
Inning Stats	R: 0 E: 0 K: 1 S: 12	H: 1 LOB: 2 BB: 1 P: 22	R: 0 E: 0 K: 0 S: 8	H: 1 LOB: 1 BB: 0 P: 15	R: 0 E: 0 K: 1 S: 8	H: 0 LOB: 0 BB: 0 P: 14	R: 0 E: 0 K: 0 S: 9	H: 1 LOB: 3 BB: 2 P: 19	R: 0 E: 0 K: 1 S: 14	H: 1 LOB: 2 BB: 1 P: 22	R: 0 E: 0 K: 1 S: 8	H: 0 LOB: 0 BB: 0 P: 11	R: 0 E: 0 K: 1 S: 9	H: 0 LOB: 0 BB: 0 P: 15	R: 0 E: 0 K: 1 S: 10	H: 0 LOB: 1 BB: 1 P: 18	R: 0 E: 0 K: 0 S: 9	H: 1 LOB: 1 BB: 0 P: 18	1B: 3 2B: 3 3B: 0 HR: 0	SF: 0 SAC: 0 DP: 0 HBP: 0	WP: 0 PB: 0 SB: 0 CS: 1	PA: 40	
PITCHER	IP WLS BF H R ER SO ERA WHIP	IP WLS BF H R ER SO ERA WHIP	IP WLS BF H R ER SO ERA WHIP	IP WLS BF H R ER SO ERA WHIP	IP WLS BF H R ER SO ERA WHIP	IP WLS BF H R ER SO ERA WHIP	IP WLS BF H R ER SO ERA WHIP	IP WLS BF H R ER SO ERA WHIP	IP WLS BF H R ER SO ERA WHIP	IP WLS BF H R ER SO ERA WHIP	IP WLS BF H R ER SO ERA WHIP	IP WLS BF H R ER SO ERA WHIP	IP WLS BF H R ER SO ERA WHIP	IP WLS BF H R ER SO ERA WHIP	IP WLS BF H R ER SO ERA WHIP	IP WLS BF H R ER SO ERA WHIP	IP WLS BF H R ER SO ERA WHIP	IP WLS BF H R ER SO ERA WHIP	IP WLS BF H R ER SO ERA WHIP	IP WLS BF H R ER SO ERA WHIP	IP WLS BF H R ER SO ERA WHIP	IP WLS BF H R ER SO ERA WHIP	IP WLS BF H R ER SO ERA WHIP

AB	35
R	0
H	6
RBI	0
BB	5
SO	6
LOB	20



Batter	1	2	3	4	5	6	7	8	9	10	AB	R	H	RBI	BB	SO	LOB	BOTTOM					
7 José Reyes, S OBP: 0.323, SLG: 0.426	16 CS 1B		SH5-4			P5		G3			3	0	1	0	0	0	1	Pittsburgh Pirates @ New York Mets Citi Field, Flushing, NY Mon Sep 13 2010, 7:55 PM - 10:44 PM EDT Att: 24,384 - Overcast - 67 F					
16 Ángel Pagán, S OBP: 0.341, SLG: 0.429	P6		F7			15 CS BB		F8			3	0	0	0	1	0	3						
15 Carlos Beltrán, S OBP: 0.332, SLG: 0.360	L3		K			F9				G1-3	4	0	0	0	0	1	2						
5 David Wright, R OBP: 0.366, SLG: 0.496						F9				L7	4	0	1	0	0	0	0						
29 Ike Davis, L OBP: 0.348, SLG: 0.449			F7			F7				K	4	0	1	0	0	1	1						
30 Josh Thole, L OBP: 0.374, SLG: 0.377						L1-3				G6-3	3	0	0	0	1	0	1						
21 Lucas Duda, L OBP: 0.139, SLG: 0.063						L4				F7	3	0	0	0	0	0	3						
25 Pedro Feliciano, L OBP: 0.289, SLG: 0.083											0	0	0	0	0	0	0						
11 Rubén Tejada, R OBP: 0.284, SLG: 0.251											1	1	1	0	0	0	0						
3 Luis Hernandez, S OBP: 0.289, SLG: 0.333											2	0	0	0	0	2	2						
23 Chris Carter, L OBP: 0.314, SLG: 0.368											1	0	0	0	0	0	0						
47 Hisanori Takahashi, L OBP: 0.263, SLG: 0.083											1	0	0	0	0	0	0						
6 Nick Evans, R OBP: 0.273, SLG: 0.364											1	0	1	1	0	0	0						
35 Dillon Gee, R OBP: 0.400, SLG: 0.600											2	0	1	0	0	1	0						
64 Elmer Dessens, R ERA: 3.80											0	0	0	0	0	0	0						
27 Jesús Feliciano, L OBP: 0.296, SLG: 0.354											1	0	1	0	0	0	0						
Inning Stats	R: 0 E: 0 K: 0 S: 5	H: 1 LOB: 0 BB: 0 P: 8	R: 0 E: 0 K: 1 S: 7	H: 1 LOB: 2 BB: 1 P: 14	R: 0 E: 0 K: 1 S: 9	H: 1 LOB: 1 BB: 0 P: 12	R: 0 E: 0 K: 0 S: 8	H: 0 LOB: 0 BB: 0 P: 13	R: 0 E: 0 K: 2 S: 8	H: 0 LOB: 0 BB: 1 P: 12	R: 0 E: 0 K: 0 S: 6	H: 0 LOB: 1 BB: 0 P: 18	R: 0 E: 0 K: 0 S: 9	H: 1 LOB: 1 BB: 0 P: 11	R: 0 E: 0 K: 1 S: 10	H: 0 LOB: 0 BB: 0 P: 15	R: 1 E: 0 K: 0 S: 5	H: 2 LOB: 1 BB: 0 P: 7	1B: 4 2B: 3 3B: 0 HR: 0	SF: 0 SAC: 1 DP: 0 HBP: 0	WP: 0 PB: 0 SB: 0 CS: 2	PA: 35	
PITCHER	IP WLS BF H R ER SO ERA WHIP	IP WLS BF H R ER SO ERA WHIP	IP WLS BF H R ER SO ERA WHIP	IP WLS BF H R ER SO ERA WHIP	IP WLS BF H R ER SO ERA WHIP	IP WLS BF H R ER SO ERA WHIP	IP WLS BF H R ER SO ERA WHIP	IP WLS BF H R ER SO ERA WHIP	IP WLS BF H R ER SO ERA WHIP	IP WLS BF H R ER SO ERA WHIP	IP WLS BF H R ER SO ERA WHIP	IP WLS BF H R ER SO ERA WHIP	IP WLS BF H R ER SO ERA WHIP	IP WLS BF H R ER SO ERA WHIP	IP WLS BF H R ER SO ERA WHIP	IP WLS BF H R ER SO ERA WHIP	IP WLS BF H R ER SO ERA WHIP	IP WLS BF H R ER SO ERA WHIP	IP WLS BF H R ER SO ERA WHIP	IP WLS BF H R ER SO ERA WHIP	IP WLS BF H R ER SO ERA WHIP	IP WLS BF H R ER SO ERA WHIP	IP WLS BF H R ER SO ERA WHIP

AB	32
R	1
H	7
RBI	1
BB	2
SO	5
LOB	13




Batter	1	2	3	4	5	6	7	8	9	AB	R	H	RBI	BB	SO	LOB	TOP				
22 Andrew McCutchen, R (1.8) OBP: 0.351, SLG: 0.430 58 Steven Jackson, R (6.1) 63 Chris Leroux, L (7.1) 43 Sean Gallagher, R (8.1) 3 Pedro Ciriaco, R (9. PH) OBP: 1.000, SLG: 2.500										2	0	1	0	1	0	0	Pittsburgh Pirates @ New York Mets Citi Field, Flushing, NY Tue Sep 14 20:10, 7:11 PM - 9:27 PM EDT Att: 27,438 - Clear - 70 F				
31 Jose Tabata, R (1.7) OBP: 0.353, SLG: 0.406 14 John Bowker, L (9. PH)										3	0	0	0	0	2	1					
18 Neil Walker, S (1.4) OBP: 0.282, SLG: 0.478 15 Andy LaRoche, R (6.4)										2	0	0	0	0	1	2					
46 Garrett Jones, L (1.3) OBP: 0.308, SLG: 0.416										4	0	2	0	0	1	0					
24 Pedro Alvarez, L (1.5) OBP: 0.312, SLG: 0.404										3	0	0	0	1	0	3					
41 Ryan Doumit, S (1.9) OBP: 0.333, SLG: 0.413 44 Brandon Moss, L (6.9) OBP: 0.167, SLG: 0.167										1	0	0	0	1	1	0					
5 Ronny Cedeno, R (1.6) OBP: 0.292, SLG: 0.363 73 Argenis Diaz, R (6.6) OBP: 0.303, SLG: 0.290										2	0	0	0	0	1	1					
19 Chris Snyder, R (1.2) OBP: 0.324, SLG: 0.389										3	0	0	0	0	1	1					
57 Zach Duke, L (1.1) OBP: 0.114, SLG: 0.119 48 Joe Martinez, L (4.1)										1	0	0	0	0	0	0					
34 Daniel McCutchen, R (5.1) OBP: 0.443, SLG: 0.877 44 Alex Presley, L (6. PH) OBP: 0.333, SLG: 0.250										0	0	0	0	0	0	0					
										2	0	0	0	0	1	0					
Inning Stats	R: 0 H: 1 E: 0 K: 0 S: 9	H: 1 LOB: 1 BB: 0 P: 15	R: 0 H: 0 E: 0 K: 0 S: 7	H: 0 LOB: 0 BB: 1 P: 12	R: 0 H: 0 E: 0 K: 0 S: 10	H: 0 LOB: 1 BB: 1 P: 15	R: 0 H: 0 E: 0 K: 3 S: 10	H: 0 LOB: 0 BB: 0 P: 13	R: 0 H: 0 E: 0 K: 1 S: 7	H: 0 LOB: 0 BB: 0 P: 9	R: 0 H: 0 E: 0 K: 0 S: 9	H: 0 LOB: 1 BB: 1 P: 18	R: 0 H: 1 E: 0 K: 0 S: 8	H: 1 LOB: 0 BB: 0 P: 13	R: 1 H: 2 E: 1 K: 0 S: 15	H: 2 LOB: 0 BB: 0 P: 22	1B: 4 2B: 3 3B: 1 HR: 0	SF: 0 SAC: 0 DP: 3 HBP: 0	WP: 1 PB: 0 SB: 0 CS: 0	PA: 33	
PITCHER 43 R.A. Dickey, R (1.1) ERA: 2.8	IP: 9.0 WLS: W BF: 33 H: 5 R: 1 ER: 1 SO: 4 BB: 3 IBB: 0 HBP: 0 BLK: 0 WP: 1 HR: 0 S: 82 P: 127 ERA: 1.00 WHIP: 0.889																				

Batter	1	2	3	4	5	6	7	8	9	AB	R	H	RBI	BB	SO	LOB	BOTTOM				
7 José Reyes, S (1.6) OBP: 0.325, SLG: 0.427										4	3	2	1	1	0	2	Pittsburgh Pirates @ New York Mets Citi Field, Flushing, NY Tue Sep 14 20:10, 7:11 PM - 9:27 PM EDT Att: 27,438 - Clear - 70 F				
16 Angel Pagan, S (1.9) OBP: 0.343, SLG: 0.433										5	1	3	3	0	0	2					
15 Carlos Beltrán, S (1.8) OBP: 0.335, SLG: 0.385 27 Jesús Feliciano, R (6.9) OBP: 0.296, SLG: 0.354										4	1	2	3	0	0	1					
5 David Wright, R (1.5) OBP: 0.359, SLG: 0.494										4	0	1	0	0	0	3					
29 Ike Davis, L (1.3) OBP: 0.347, SLG: 0.446										3	0	0	0	1	2	1					
6 Nick Evans, R (1.7) OBP: 0.333, SLG: 0.600										4	2	2	1	0	1	2					
4 Henry Blanco, R (1.2) OBP: 0.266, SLG: 0.307										4	0	0	0	0	1	1					
11 Rubén Tejada, R (1.4) OBP: 0.294, SLG: 0.269										4	2	3	0	0	0	0					
43 R.A. Dickey, R (1.1) OBP: 0.271, SLG: 0.261										3	0	1	0	0	1	2					
										3	0	1	0	0	1	2					
Inning Stats	R: 1 H: 2 E: 1 K: 1 S: 13	H: 2 LOB: 1 BB: 0 P: 20	R: 3 H: 3 E: 1 K: 2 S: 12	H: 3 LOB: 1 BB: 1 P: 18	R: 2 H: 2 E: 0 K: 1 S: 11	H: 2 LOB: 0 BB: 0 P: 17	R: 3 H: 4 E: 0 K: 1 S: 16	H: 4 LOB: 2 BB: 1 P: 24	R: 0 H: 2 E: 0 K: 0 S: 7	H: 2 LOB: 0 BB: 0 P: 12	R: 0 H: 1 E: 0 K: 0 S: 7	H: 0 LOB: 0 BB: 0 P: 11	R: 0 H: 0 E: 0 K: 0 S: 3	H: 0 LOB: 0 BB: 0 P: 4	R: 0 H: 0 E: 0 K: 0 S: 6	H: 0 LOB: 0 BB: 0 P: 8	1B: 9 2B: 3 3B: 0 HR: 2	SF: 0 SAC: 1 DP: 1 HBP: 0	WP: 1 PB: 0 SB: 0 CS: 0	PA: 38	
PITCHER 57 Zach Duke, L (1.1) ERA: 9.78 48 Joe Martinez, R (4.1) ERA: 4.3 34 Daniel McCutchen, R (5.1) ERA: 5.93 58 Steven Jackson, R (6.1) ERA: 9.0 63 Chris Leroux, R (7.1) ERA: 6.63	IP: 3.1 WLS: L BF: 19 H: 8 R: 8 ER: 7 SO: 4 BB: 1 IBB: 0 HBP: 0 BLK: 0 WP: 0 HR: 2 S: 40 P: 61 ERA: 18.90 WHIP: 3.000																				
PITCHER 43 Sean Gallagher, R (8.1) ERA: 6.1	IP: 1.0 WLS: L BF: 3 H: 0 R: 0 ER: 0 SO: 0 BB: 0 IBB: 0 HBP: 0 BLK: 0 WP: 0 HR: 0 S: 6 P: 8 ERA: 0.00 WHIP: 0.000																				



Batter	1	2	3	4	5	6	7	8	9	AB	R	H	RBI	BB	SO	LOB	TOP										
6 Stephen Drew, L (1,6) OBP: 0.350, SLG: 0.448										4	0	3	1	0	0	0	Arizona Diamondbacks @ Pittsburgh Pirates PNC Park, Pittsburgh, PA Fri Sep 17 2010, 7:07 PM - 9:55 PM EDT Att: 22,939 - Cloudy - 66 F										
24 Chris Young, R (1,8) OBP: 0.340, SLG: 0.458										4	0	2	0	0	0	2											
2 Kelly Johnson, L (1,4) OBP: 0.360, SLG: 0.476										4	0	0	0	0	2	4											
25 Adam LaRoche, L (1,3) OBP: 0.323, SLG: 0.461										3	0	0	0	1	1	2											
10 Justin Upton, R (9, PR) OBP: 0.358, SLG: 0.442										0	0	0	0	0	0	0											
21 Mike Hampton, R (9, 1) OBP: 0.333, SLG: 0.458										0	0	0	0	0	0	0											
32 Esmerling Vasquez, R (9, 1) OBP: 0.333, SLG: 0.458										0	0	0	0	0	0	0											
13 Tony Abreu, S (1,5) OBP: 0.255, SLG: 0.314										4	0	0	0	0	2	1											
26 Miguel Montero, L (1,2) OBP: 0.344, SLG: 0.452										3	1	1	0	1	0	0											
4 Rusty Ryan, R (1,7) OBP: 0.313, SLG: 0.351										3	1	0	0	0	0	1											
55 Blaine Boyer, R (7, 1) OBP: 0.333, SLG: 0.442										0	0	0	0	0	0	0											
22 Aaron Heilman, R (8, 1) OBP: 0.333, SLG: 0.458										0	0	0	0	0	0	0											
29 Brandon Allen, L (9, PH) OBP: 0.333, SLG: 0.458										1	0	0	0	0	1	2											
8 Gerardo Parra, L (1,9) OBP: 0.306, SLG: 0.372										4	1	2	2	0	0	2											
31 Ian Kennedy, R (1, 1) OBP: 0.279, SLG: 0.222										1	0	0	0	0	0	0											
5 Cole Gillespie, R (7, PH) OBP: 0.250, SLG: 0.325										1	0	0	0	0	0	1											
Inning Stats	R: 0 E: 0 K: 0 S: 7	H: 1 LOB: 0 BB: 0 P: 11	R: 0 E: 0 K: 1 S: 8	H: 0 LOB: 0 BB: 0 P: 11	R: 2 E: 1 K: 0 S: 12	H: 2 LOB: 1 BB: 0 P: 21	R: 0 E: 0 K: 0 S: 6	H: 0 LOB: 0 BB: 0 P: 9	R: 0 E: 0 K: 0 S: 7	H: 0 LOB: 0 BB: 0 P: 12	R: 0 E: 0 K: 2 S: 10	H: 2 LOB: 1 BB: 0 P: 17	R: 1 E: 0 K: 0 S: 14	H: 2 LOB: 1 BB: 0 P: 22	R: 0 E: 0 K: 1 S: 6	H: 1 LOB: 0 BB: 0 P: 8	R: 0 E: 0 K: 2 S: 16	H: 0 LOB: 2 BB: 2 P: 27	1B: 4 2B: 4 3B: 0 HR: 0	SF: 0 SAC: 1 DP: 2 HBP: 0	WP: 0 PB: 0 SB: 1 CS: 1	PA: 35					
PITCHER	IP	WLS	BF	H	R	ER	SO	BB	IBB	HBP	BLK	WP	HR	S	P	ERA	WHIP										
71 Brian Bures, L (1, 1) ERA: 4.93	7.0		27	7	3	2	3	0	0	0	0	0	0	64	103	2.57	1.000										
Joel Hanrahan, R (8, 1) ERA: 3.52	1.1		6	1	0	0	2	2	0	0	0	0	0	18	30	0.00	2.250										
47 Evan Meek, R (9, 1) ERA: 1.97	0.2	W	2	0	0	0	1	0	0	0	0	0	0	4	5	0.00	0.000										

Batter	1	2	3	4	5	6	7	8	9	AB	R	H	RBI	BB	SO	LOB	BOTTOM											
31 Jose Tabata, R (1,8) OBP: 0.346, SLG: 0.401										4	0	2	1	0	0	0	Arizona Diamondbacks @ Pittsburgh Pirates PNC Park, Pittsburgh, PA Fri Sep 17 2010, 7:07 PM - 9:55 PM EDT Att: 22,939 - Cloudy - 66 F											
44 Alex Presley, L (1,7) OBP: 0.308, SLG: 0.250										3	0	0	0	0	1	1												
18 Neil Walker, S (1,4) OBP: 0.344, SLG: 0.474										4	1	2	1	0	0	1												
46 Garrett Jones, L (1,3) OBP: 0.308, SLG: 0.411										3	0	0	0	1	1	2												
24 Pedro Alvarez, L (1,5) OBP: 0.313, SLG: 0.409										4	0	1	0	0	1	1												
14 John Bowler, L (1,9) ERA: 4.14										3	0	0	0	0	0	1												
22 Andrew McCutchen, R (9, PH) OBP: 0.353, SLG: 0.435										0	1	0	0	1	0	0												
41 Ryan Doumit, S (1,2) OBP: 0.334, SLG: 0.422										3	1	1	1	1	0	0												
5 Ronny Cedeno, R (1,6) OBP: 0.286, SLG: 0.369										4	1	2	1	0	1	0												
71 Brian Bures, L (1, 1) OBP: 0.143, SLG: 0.238										2	0	0	0	0	2	1												
44 Brandon Moss, L (7, PH) OBP: 0.111, SLG: 0.111										1	0	0	0	0	0	0												
Joel Hanrahan, R (8, 1) OBP: 1.000, SLG: 1.000										0	0	0	0	0	0	0												
47 Evan Meek, R (9, 1) OBP: 1.000, SLG: 1.000										0	0	0	0	0	0	0												
Inning Stats	R: 1 E: 0 K: 1 S: 13	H: 1 LOB: 1 BB: 1 P: 21	R: 0 E: 0 K: 0 S: 6	H: 0 LOB: 0 BB: 0 P: 11	R: 0 E: 0 K: 1 S: 9	H: 0 LOB: 0 BB: 0 P: 10	R: 0 E: 0 K: 0 S: 10	H: 2 LOB: 1 BB: 0 P: 15	R: 1 E: 0 K: 1 S: 13	H: 2 LOB: 1 BB: 0 P: 22	R: 0 E: 0 K: 1 S: 8	H: 0 LOB: 0 BB: 0 P: 12	R: 1 E: 0 K: 0 S: 7	H: 1 LOB: 0 BB: 0 P: 10	R: 0 E: 0 K: 1 S: 7	H: 1 LOB: 1 BB: 0 P: 8	R: 1 E: 0 K: 0 S: 6	H: 1 LOB: 2 BB: 2 P: 17	1B: 5 2B: 1 3B: 0 HR: 2	SF: 0 SAC: 1 DP: 1 HBP: 0	WP: 0 PB: 0 SB: 0 CS: 0	PA: 35						
PITCHER	IP	WLS	BF	H	R	ER	SO	BB	IBB	HBP	BLK	WP	HR	S	P	ERA	WHIP											
31 Ian Kennedy, R (1, 1) ERA: 3.79	6.0		23	5	2	1	4	1	0	0	0	0	0	1	7	10	9.00	1.000										
55 Blaine Boyer, R (7, 1) ERA: 4.42	1.0	B	4	1	1	1	1	0	0	0	0	0	0	7	8	0.00	1.000											
22 Aaron Heilman, R (8, 1) ERA: 4.14	1.0		4	1	0	0	1	0	0	0	0	0	0	7	8	0.00	1.000											
21 Mike Hampton, L (9, 1) ERA: 4.14	0.1		1	0	0	0	0	0	0	0	0	0	0	2	3	0.00	0.000											
32 Esmerling Vasquez, R (9, 1) ERA: 4.33	0.0	L	3	1	1	1	0	2	0	0	0	0	0	4	14	"	"											



Batter	1	2	3	4	5	6	7	8	9	AB	R	H	RBI	BB	SO	LOB	TOP										
55 Skip Schumaker, L OBP: 0.330, SLG: 0.346 12 Aaron Miles, S OBP: 0.323, SLG: 0.336	F7					G1-3	F8		2B	4	0	1	0	0	0	2											
19 Jon Jay, L OBP: 0.357, SLG: 0.430 34 Nick Stavinoza, R OBP: 0.288, SLG: 0.336	K		K			P5	G4-3		2B	4	0	0	0	0	2	3											
5 Albert Pujols, R OBP: 0.403, SLG: 0.585 21 Allen Craig, R OBP: 0.266, SLG: 0.318	BB		K			G6-3		1B	K	2	0	0	0	1	1	1											
7 Matt Holliday, R OBP: 0.386, SLG: 0.539 27 Tyler Greene, R OBP: 0.314, SLG: 0.337	G5-3				K		2B		K	3	1	1	0	0	1	1											
28 Colby Rasmus, L OBP: 0.365, SLG: 0.515	1B	L4				G1-3		BB	K	3	2	2	1	1	0	0											
33 Daniel Descalso, L OBP: 0.400, SLG: 0.500	G6-3				HBP			2B	E6	3	1	1	2	0	0	2											
19 Matt Paganzzi, R OBP: 0.250, SLG: 0.250 40 P.J. Walters, R	K				FC4-6				SF9	2	0	0	0	0	1	1											
44 Randy Winn, S OBP: 0.314, SLG: 0.369 48 Mike MacDougal, S	K				FC4-6		BB		G3	2	0	0	0	0	0	0											
13 Brendan Ryan, R OBP: 0.271, SLG: 0.289 64 Mark Hamilton, L	G4-3					G5-3			K	2	0	0	0	0	0	0											
26 Kyle Lohse, R OBP: 0.188, SLG: 0.250 16 Bryan Anderson, L OBP: 0.308, SLG: 0.360	L4					P6			F7	1	0	0	0	0	0	0											
Inning Stats	R: 0 H: 0 E: 0 K: 1 S: 10	H: 0 LOB: 1 BB: 1 P: 18	R: 1 H: 1 E: 0 K: 1 S: 10	H: 1 LOB: 0 BB: 0 P: 17	R: 0 H: 1 E: 1 K: 2 S: 13	H: 1 LOB: 1 BB: 0 P: 17	R: 0 H: 0 E: 0 K: 1 S: 10	H: 0 LOB: 0 BB: 0 P: 13	R: 0 H: 0 E: 0 K: 0 S: 7	H: 0 LOB: 1 BB: 0 P: 11	R: 1 H: 2 E: 0 K: 0 S: 11	H: 2 LOB: 1 BB: 0 P: 18	R: 0 H: 1 E: 0 K: 1 S: 10	H: 1 LOB: 2 BB: 1 P: 17	R: 3 H: 2 E: 1 K: 1 S: 16	H: 2 LOB: 0 BB: 1 P: 29	R: 1 H: 2 E: 0 K: 2 S: 11	H: 2 LOB: 1 BB: 0 P: 17	1B: 5 2B: 4 3B: 0 HR: 0	SF: 1 SAC: 0 DP: 0 HBP: 1	WP: 1 PB: 0 SB: 1 CS: 0	PA: 40					
PITCHER	IP	WLS	BF	H	R	ER	SO	BB	IBB	HBP	BLK	WP	HR	S	P	ERA	WHIP										
50 Charlie Morton, R ERA: 6.11	6.0	W	24	4	2	2	5	1	0	1	0	1	0	61	94	3.00	0.833										
63 Chris Leroux, R ERA: 6.0	1.0		5	1	0	0	1	1	0	0	0	0	0	10	17	0.00	2.000										
32 Brad Lincoln, R ERA: 6.73	1.0		6	2	3	2	1	1	0	0	0	0	0	16	29	18.00	3.000										
34 Daniel McCutchen, R ERA: 6.21	1.0		5	2	1	1	2	0	0	0	0	0	0	11	17	9.00	2.000										

St. Louis Cardinals @ Pittsburgh Pirates
PNC Park, Pittsburgh, PA
Wed Sep 22 2010, 7:06 PM - 9:56 PM EDT
Att: 11,785 - Cloudy - 73 F

AB	35
R	6
H	9
RBI	5
BB	3
SO	9
LOB	14



Batter	1	2	3	4	5	6	7	8	9	AB	R	H	RBI	BB	SO	LOB	BOTTOM										
22 Andrew McCutchen, R OBP: 0.357, SLG: 0.447 44 Alex Presley, L OBP: 0.286, SLG: 0.231	1B		2B		G5-3		SF7		K2-3	3	2	2	1	0	0	0											
31 Jose Tabata, R OBP: 0.350, SLG: 0.417 44 Brandon Moss, L OBP: 0.071, SLG: 0.071	1B		2B		K		FC6-4		K	3	1	1	1	0	1	1											
18 Neil Walker, S OBP: 0.344, SLG: 0.473 32 Brad Lincoln, L OBP: 0.400, SLG: 0.400 3 Pedro Ciriaco, R OBP: 0.667, SLG: 1.667 34 Daniel McCutchen, R OBP: 0.143, SLG: 0.077	G6-3		BB		K		1B		K	3	2	1	1	1	1	0											
46 Garrett Jones, L OBP: 0.309, SLG: 0.412	F7		2B		HR		1B		G4-3	5	2	3	1	0	0	0											
24 Pedro Alvarez, L OBP: 0.311, SLG: 0.410	K		2B		HR		F6		G3	5	1	2	4	0	1	2											
14 John Bowker, L OBP: 0.270, SLG: 0.397	HR		IBB		1B		2B			3	2	3	2	1	0	0											
5 Ronny Cedeno, R OBP: 0.289, SLG: 0.389 73 Argenis Diaz, R OBP: 0.303, SLG: 0.290	1B		FC6-4		1B		K			3	1	1	0	1	1	4											
19 Chris Snyder, R OBP: 0.335, SLG: 0.391 35 Jason Jaramillo, S OBP: 0.228, SLG: 0.207	G5-4-3		BB		BB		F8			0	0	0	0	0	0	0											
50 Charlie Morton, R 63 Chris Leroux, L 15 Andy LaRoche, R OBP: 0.266, SLG: 0.276	K		K		K		G6-3			3	0	0	0	0	3	5											
Inning Stats	R: 2 H: 2 E: 0 K: 1 S: 16	H: 2 LOB: 0 BB: 0 P: 23	R: 1 H: 2 E: 0 K: 1 S: 12	H: 2 LOB: 0 BB: 0 P: 15	R: 3 H: 3 E: 0 K: 1 S: 16	H: 3 LOB: 3 BB: 3 P: 33	R: 0 H: 0 E: 0 K: 2 S: 10	H: 0 LOB: 0 BB: 0 P: 12	R: 4 H: 4 E: 0 K: 1 S: 23	H: 4 LOB: 1 BB: 1 P: 34	R: 1 H: 3 E: 0 K: 0 S: 14	H: 3 LOB: 2 BB: 0 P: 20	R: 0 H: 0 E: 0 K: 2 S: 10	H: 0 LOB: 0 BB: 0 P: 13	R: 0 H: 0 E: 0 K: 1 S: 8	H: 0 LOB: 0 BB: 0 P: 11	1B: 7 2B: 4 3B: 1 HR: 2	SF: 1 SAC: 1 DP: 1 HBP: 0	WP: 0 PB: 0 SB: 0 CS: 0	PA: 41							
PITCHER	IP	WLS	BF	H	R	ER	SO	BB	IBB	HBP	BLK	WP	HR	S	P	ERA	WHIP										
26 Kyle Lohse, R ERA: 7.18	3.0	L	18	7	6	6	3	2	1	0	0	0	1	44	71	18.00	3.000										
40 P.J. Walters, R ERA: 7.83	4.0		20	7	5	5	6	1	0	0	0	0	1	57	79	11.25	2.000										
48 Mike MacDougal, R ERA: 6.89	1.0		3	0	0	0	1	0	0	0	0	0	0	8	11	0.00	0.000										

St. Louis Cardinals @ Pittsburgh Pirates
PNC Park, Pittsburgh, PA
Wed Sep 22 2010, 7:06 PM - 9:56 PM EDT
Att: 11,785 - Cloudy - 73 F

AB	35
R	11
H	14
RBI	11
BB	4
SO	10
LOB	15



Batter	1	2	3	4	5	6	7	8	9	AB	R	H	RBI	BB	SO	LOB	TOP				
22 Andrew McCutchen, R (1.8) OBP: 0.347, SLG: 0.452	G5-3 1		2B			FC6-4 3			31 S BB	4	1	2	0	1	0	1	Pittsburgh Pirates @ St. Louis Cardinals Busch Stadium, St. Louis, MO Mon Sep 27 2010, 7:17 PM - 9:58 PM CDT Att: 38,592 - Partly Cloudy - 60 F				
31 Jose Tabata, R (1.7) OBP: 0.347, SLG: 0.411	18 BB 1B		G5-3 2			18 1B 1B		F8 1	5	1	2	0	0	1	2						
18 Neil Walker, S (1.4) OBP: 0.355, SLG: 0.473	46 G3-6-1 BB		F7 3			24 E 24 1B BB		46 2B BB	3	0	1	1	2	0	2						
46 Garrett Jones, L (1.3) OBP: 0.309, SLG: 0.413	G3-6-1 1-2				G3-1 1-1	24 E 24 1B BB			4	0	1	0	1	0	3						
24 Pedro Alvarez, L (1.5) OBP: 0.324, SLG: 0.449		HR			G4-3 2B	E7 1B		15 G5-4-3 IBB	3	2	3	2	1	0	0						
14 John Bowker, L (1.9) OBP: 0.280, SLG: 0.365	L7 1				G4-3 2B	K 3		G5-4-3 2B	3	0	0	0	0	1	3						
15 Andy LaRoche, R (7. PH) OBP: 0.268, SLG: 0.291									3	0	0	0	0	0	3						
43 Sean Gallagher, R (7.1)									0	0	0	0	0	0	0						
61 Chan Ho Park, R (8.1)									0	0	0	0	0	0	0						
5 Ronny Cedeno, R (1.6) OBP: 0.288, SLG: 0.365									4	0	2	1	0	1	0						
19 Chris Snyder, R (1.2) OBP: 0.325, SLG: 0.378									3	0	0	0	0	0	1						
41 Ryan Doumit, S (8. PH) OBP: 0.336, SLG: 0.415	G6-3 3				P6 3			G3-6-3 2	1	0	0	0	0	0	1						
50 Charlie Morton, R (1.1) OBP: 0.042, SLG: 0.042									3	0	1	0	0	0	0						
44 Alex Presley, L (7.9) OBP: 0.368, SLG: 0.389									1	0	0	0	0	0	0						
Inning Stats	R: 0 E: 0 K: 0 S: 10	H: 1 LOB: 1 BB: 1 P: 18	R: 1 E: 0 K: 1 S: 8	H: 1 LOB: 0 BB: 0 P: 15	R: 0 E: 0 K: 0 S: 9	H: 1 LOB: 1 BB: 0 P: 11	R: 1 E: 0 K: 0 S: 6	H: 2 LOB: 1 BB: 0 P: 8	R: 2 E: 1 K: 1 S: 20	H: 4 LOB: 2 BB: 1 P: 34	R: 0 E: 0 K: 0 S: 12	H: 1 LOB: 1 BB: 2 P: 20	R: 0 E: 0 K: 0 S: 6	H: 1 LOB: 2 BB: 2 P: 18	R: 0 E: 0 K: 0 S: 10	H: 1 LOB: 0 BB: 1 P: 13	R: 0 E: 0 K: 1 S: 8	H: 0 LOB: 1 BB: 1 P: 15	1B: 8 2B: 3 3B: 0 HR: 1	SF: 0 SAC: 0 DP: 3 HBP: 0	WP: 0 PA: 40 PB: 0 SB: 1 CS: 0
PITCHER	IP WLS BF H R ER SO BB IBB HBP BLK WP HR S P ERA WHIP	6.0 W 5 1 0 0 2 2 0 0 0 0 1 65 106 6.00 2.000	7.1 L 5 1 0 0 0 1 1 0 0 0 0 6 18 0.00 2.000	8.1 H 3 1 0 0 0 0 0 0 0 0 10 13 0.00 1.000	9.1 S 4 0 0 0 1 1 0 0 0 0 8 15 0.00 1.000											IP WLS BF H R ER SO BB IBB HBP BLK WP HR S P ERA WHIP					

Batter	1	2	3	4	5	6	7	8	9	AB	R	H	RBI	BB	SO	LOB	BOTTOM				
55 Skip Schumaker, L (1.4) OBP: 0.331, SLG: 0.341	21 1B 1B		5 1B 1B			G3 2-3			G6-3 3	5	1	2	0	0	1	3	Pittsburgh Pirates @ St. Louis Cardinals Busch Stadium, St. Louis, MO Mon Sep 27 2010, 7:17 PM - 9:58 PM CDT Att: 38,592 - Partly Cloudy - 60 F				
21 Allen Craig, R (1.9) OBP: 0.295, SLG: 0.385										4	1	2	0	0	0	1					
30 Jason Motte, R (8.1)										0	0	0	0	0	0	0					
46 Kyle McClellan, R (9.1) OBP: 0.500, SLG: 0.500	7 G6-4-3 1B		5 1B 1B							0	0	0	0	0	0	0					
5 Albert Pujols, R (1.3) OBP: 0.414, SLG: 0.602	P4 1		7 1B 1B							3	1	2	1	1	0	2					
7 Matt Holliday, R (1.7) OBP: 0.389, SLG: 0.539	G6-4-3 1-2									3	1	2	3	1	0	2					
28 Colby Rasmus, L (1.8) OBP: 0.364, SLG: 0.508		F8 1				33 L6-3 1B				4	0	1	0	0	2	3					
33 Daniel Descalso, L (1.5) OBP: 0.426, SLG: 0.444										3	0	0	0	1	1	1					
77 Pedro Feliz, R (9.5) OBP: 0.240, SLG: 0.297										0	0	0	0	0	0	0					
13 Brendan Ryan, R (1.6) OBP: 0.276, SLG: 0.293										4	1	0	0	0	0	1					
19 Matt Paganzzi, R (1.2) OBP: 0.360, SLG: 0.417										4	1	3	0	0	1	0					
26 Kyle Lohse, R (1.1) OBP: 0.182, SLG: 0.242										1	0	0	0	0	1	0					
36 Dennys Reyes, R (7.1)										0	0	0	0	0	0	0					
19 Jon Jay, L (7. PH) OBP: 0.358, SLG: 0.425										1	0	0	0	0	0	1					
Inning Stats	R: 0 E: 0 K: 0 S: 8	H: 2 LOB: 1 BB: 0 P: 13	R: 0 E: 0 K: 1 S: 7	H: 0 LOB: 0 BB: 0 P: 13	R: 2 E: 0 K: 2 S: 13	H: 4 LOB: 2 BB: 0 P: 18	R: 0 E: 0 K: 0 S: 7	H: 1 LOB: 0 BB: 0 P: 12	R: 0 E: 0 K: 0 S: 7	H: 1 LOB: 1 BB: 0 P: 10	R: 2 E: 0 K: 1 S: 10	H: 2 LOB: 0 BB: 0 P: 17	R: 1 E: 1 K: 2 S: 15	H: 1 LOB: 3 BB: 2 P: 30	R: 1 E: 0 K: 0 S: 10	H: 1 LOB: 1 BB: 1 P: 16	R: 1 E: 0 K: 0 S: 10	H: 1 LOB: 1 BB: 1 P: 16	1B: 11 2B: 1 3B: 0 HR: 1	SF: 0 SAC: 2 DP: 2 HBP: 0	WP: 1 PA: 37 PB: 0 SB: 0 CS: 0
PITCHER	IP WLS BF H R ER SO BB IBB HBP BLK WP HR S P ERA WHIP	6.0 L 7 1 1 0 2 1 1 0 0 0 0 15 30 0.00 2.000	7.1 L 7 1 1 0 2 1 1 0 0 0 0 10 16 9.00 2.000	8.1 S 5 1 1 1 0 1 0 0 0 0 1 10 16 9.00 2.000											IP WLS BF H R ER SO BB IBB HBP BLK WP HR S P ERA WHIP						

AB 35
R 4
H 12
RBI 4
BB 5
SO 3
LOB 16



AB 32
R 6
H 12
RBI 4
BB 3
SO 6
LOB 14



Batter	1	2	3	4	5	6	7	8	9	AB	R	H	RBI	BB	SO	LOB	TOP									
22 Andrew McCutchen, R (1.8) OBP: 0.348, SLG: 0.451										3	2	1	0	2	0	1										
31 Jose Tabata, R (1.7) OBP: 0.348, SLG: 0.409										4	0	1	0	1	0	1										
18 Neil Walker, S (1.4) OBP: 0.353, SLG: 0.472										5	1	1	1	1	0	5										
46 Garrett Jones, L (1.3) OBP: 0.311, SLG: 0.421										5	1	3	3	0	1	1										
24 Pedro Alvarez, L (1.5) OBP: 0.322, SLG: 0.445										5	0	1	0	0	2	4										
41 Ryan Doumit, S (1.2) OBP: 0.335, SLG: 0.411										3	1	0	0	1	1	3										
5 Ronny Cedeno, R (1.6) OBP: 0.289, SLG: 0.367										3	1	1	0	1	0	0										
44 Brandon Moss, L (1.9) OBP: 0.105, SLG: 0.056										2	0	0	0	1	0	1										
44 Alex Presley, L (7. PR) OBP: 0.350, SLG: 0.368										1	1	0	0	0	0	3										
71 Brian Burres, L (1.1) OBP: 0.136, SLG: 0.217										2	0	0	0	0	1	0										
30 Chris Resop, R (6.1) ERA: 4.05										0	0	0	0	0	0	0										
24 Delwyn Young, S (7. PH) ERA: 4.05										0	0	0	0	0	0	1										
43 Sean Gallagher, R (7.1) ERA: 5.72										0	0	0	0	0	0	0										
14 John Bowker, L (8. PH) ERA: 2.16										0	0	0	0	0	0	0										
47 Evan Meek, R (8.1) ERA: 6.55										0	0	0	0	0	0	0										
63 Chris Leroux, L (9.1) ERA: 6.55										0	0	0	0	0	0	0										
Inning Stats	R: 3 H: 1 E: 1 K: 1 S: 10	H: 1 LOB: 0 BB: 1 P: 18	R: 0 H: 1 E: 0 K: 1 S: 7	H: 1 LOB: 0 BB: 0 P: 12	R: 0 H: 0 E: 0 K: 0 S: 9	H: 0 LOB: 0 BB: 0 P: 15	R: 0 H: 1 E: 0 K: 1 S: 5	H: 1 LOB: 0 BB: 0 P: 8	R: 0 H: 0 E: 0 K: 0 S: 4	H: 0 LOB: 0 BB: 0 P: 7	R: 1 H: 3 E: 0 K: 1 S: 14	H: 3 LOB: 2 BB: 0 P: 25	R: 0 H: 0 E: 0 K: 1 S: 16	H: 0 LOB: 3 BB: 3 P: 32	R: 3 H: 2 E: 0 K: 1 S: 10	H: 2 LOB: 1 BB: 2 P: 20	R: 0 H: 1 E: 0 K: 0 S: 6	H: 1 LOB: 1 BB: 0 P: 9	1B: 4 2B: 5 3B: 0 HR: 1	SF: 0 SAC: 0 DP: 2 HBP: 0	WP: 0 PB: 1 CS: 1	PA: 41				
PITCHER	IP WLS BF H R ER SO BB IBB HBP BLK WP HR S P ERA WHIP	IP WLS BF H R ER SO BB IBB HBP BLK WP HR S P ERA WHIP	IP WLS BF H R ER SO BB IBB HBP BLK WP HR S P ERA WHIP	IP WLS BF H R ER SO BB IBB HBP BLK WP HR S P ERA WHIP	IP WLS BF H R ER SO BB IBB HBP BLK WP HR S P ERA WHIP	IP WLS BF H R ER SO BB IBB HBP BLK WP HR S P ERA WHIP	IP WLS BF H R ER SO BB IBB HBP BLK WP HR S P ERA WHIP	IP WLS BF H R ER SO BB IBB HBP BLK WP HR S P ERA WHIP	IP WLS BF H R ER SO BB IBB HBP BLK WP HR S P ERA WHIP	IP WLS BF H R ER SO BB IBB HBP BLK WP HR S P ERA WHIP	IP WLS BF H R ER SO BB IBB HBP BLK WP HR S P ERA WHIP	IP WLS BF H R ER SO BB IBB HBP BLK WP HR S P ERA WHIP	IP WLS BF H R ER SO BB IBB HBP BLK WP HR S P ERA WHIP	IP WLS BF H R ER SO BB IBB HBP BLK WP HR S P ERA WHIP	IP WLS BF H R ER SO BB IBB HBP BLK WP HR S P ERA WHIP	IP WLS BF H R ER SO BB IBB HBP BLK WP HR S P ERA WHIP	IP WLS BF H R ER SO BB IBB HBP BLK WP HR S P ERA WHIP	IP WLS BF H R ER SO BB IBB HBP BLK WP HR S P ERA WHIP	IP WLS BF H R ER SO BB IBB HBP BLK WP HR S P ERA WHIP	IP WLS BF H R ER SO BB IBB HBP BLK WP HR S P ERA WHIP	IP WLS BF H R ER SO BB IBB HBP BLK WP HR S P ERA WHIP	IP WLS BF H R ER SO BB IBB HBP BLK WP HR S P ERA WHIP	IP WLS BF H R ER SO BB IBB HBP BLK WP HR S P ERA WHIP			
37 Jeff Suppan, R (1.1) ERA: 5.38	5.1 L 21 5 4 3 3 1 0 0 0 0 1 42 74 5.06 1.125	0.2 3 1 0 0 1 0 0 0 0 0 0 7 11 0.00 1.500	1.0 6 0 0 0 1 3 0 0 0 0 0 16 32 0.00 3.000	1.0 7 2 3 3 1 1 1 0 0 0 0 10 20 27.00 3.000	1.0 4 1 0 0 0 0 0 0 0 0 0 6 9 0.00 1.000																					
43 Trevor Miller, L (6.1) ERA: 4.05																										
59 Fernando Salas, R (7.1) ERA: 3.45																										
48 Mike MacDougal, R (8.1) ERA: 7.23																										
12 Aaron Miles, R (9.1) ERA: 6.55																										
27 Tyler Greene, R (1.4) OBP: 0.325, SLG: 0.327																										
64 Mark Hamilton, L (7. PH) ERA: 4.05																										
48 Mike MacDougal, S (8.1) OBP: 0.310, SLG: 0.363																										
44 Randy Winn, S (9.7) OBP: 0.310, SLG: 0.363																										
33 Daniel Descalso, L (1.5) OBP: 0.400, SLG: 0.409																										
5 Albert Pujols, R (1.3) OBP: 0.414, SLG: 0.600																										
22 Joe Mather, R (9.3) OBP: 0.232, SLG: 0.278																										
7 Matt Holliday, R (1.7) OBP: 0.388, SLG: 0.536																										
77 Pedro Feliz, R (9.5) OBP: 0.240, SLG: 0.297																										
21 Allen Craig, R (1.9) OBP: 0.287, SLG: 0.374																										
59 Fernando Salas, R (7.1) ERA: 5.72																										
12 Aaron Miles, S (8.6) OBP: 0.324, SLG: 0.331																										
28 Colby Rasmus, L (1.8) OBP: 0.383, SLG: 0.506																										
19 Matt Pagnozzi, R (1.2) OBP: 0.357, SLG: 0.519																										
16 Bryan Anderson, L (9. PH) OBP: 0.290, SLG: 0.321																										
13 Brendan Ryan, R (1.6) OBP: 0.275, SLG: 0.291																										
55 Skip Schumaker, L (7. PH) OBP: 0.329, SLG: 0.339																										
37 Jeff Suppan, R (1.1) OBP: 0.240, SLG: 0.250																										
43 Trevor Miller, R (6.1) ERA: 4.05																										

Batter	1	2	3	4	5	6	7	8	9	AB	R	H	RBI	BB	SO	LOB	TOP										
22 Andrew McCutchen, R (1.8) OBP: 0.369, SLG: 0.454										3	1	2	0	1	0	0	Pittsburgh Pirates @ St. Louis Cardinals Busch Stadium, St. Louis, MO Wed Sep 29 2010, 12:40 PM - 2:55 PM CDT Att: 38,112 - Sunny - 74 F										
31 Jose Tabata, R (1.7) OBP: 0.347, SLG: 0.408										4	0	1	0	0	0	3											
18 Neil Walker, S (1.4) OBP: 0.350, SLG: 0.468										3	0	0	1	0	1	0											
46 Garrett Jones, L (1.3) OBP: 0.309, SLG: 0.418										4	0	0	0	0	1	1											
24 Pedro Alvarez, L (1.5) OBP: 0.322, SLG: 0.443										4	0	1	0	0	2	1											
14 John Bowker, L (1.9) OBP: 0.280, SLG: 0.369										3	0	0	0	0	1	1											
5 Ronny Cedeno, R (1.6) OBP: 0.290, SLG: 0.366										3	0	1	0	0	0	0											
19 Chris Snyder, R (1.2) OBP: 0.323, SLG: 0.374										3	0	0	0	0	0	1											
53 James McDonald, L (1.1) OBP: 0.091, SLG: 0.095										1	0	0	0	0	0	0											
48 Joe Martinez, L (7.1)										0	0	0	0	0	0	0											
44 Brandon Moss, L (8. PH) OBP: 0.100, SLG: 0.053										1	0	0	0	0	0	0											
61 Chan Ho Park, R (8.1)										0	0	0	0	0	0	0											
Inning Stats	R: 0 E: 0 K: 1 S: 6	H: 1 LOB: 0 BB: 0 P: 7	R: 0 E: 0 K: 0 S: 5	H: 0 LOB: 0 BB: 0 P: 8	R: 0 E: 0 K: 0 S: 8	H: 0 LOB: 0 BB: 0 P: 13	R: 0 E: 0 K: 0 S: 5	H: 0 LOB: 0 BB: 0 P: 7	R: 0 E: 0 K: 2 S: 13	H: 0 LOB: 0 BB: 0 P: 18	R: 0 E: 0 K: 0 S: 6	H: 1 LOB: 2 BB: 1 P: 12	R: 0 E: 0 K: 1 S: 7	H: 1 LOB: 0 BB: 0 P: 15	R: 0 E: 0 K: 0 S: 6	H: 0 LOB: 0 BB: 0 P: 10	R: 1 E: 0 K: 1 S: 12	H: 2 LOB: 1 BB: 0 P: 19	1B: 4 2B: 1 3B: 0 HR: 0	SF: 1 SAC: 1 DP: 1 HBP: 0	WP: 0 PB: 0 SB: 1 CS: 0	PA: 32					
PITCHER	IP	WLS	BF	H	R	ER	SO	BB	IBB	HBP	BLK	WP	HR	S	P	ERA	WHIP										
40 P.J. Walters, R (1.1) ERA: 6.0	7.0	W	24	3	0	0	4	1	0	0	0	0	0	50	80	0.00	0.571										
46 Kyle McClellan, R (8.1) ERA: 2.32	1.0	H	3	0	0	0	0	0	0	0	0	0	0	6	10	0.00	0.000										
31 Ryan Franklin, R (9.1) ERA: 3.52	1.0		5	2	1	1	1	0	0	0	0	0	0	12	19	9.00	2.000										

Batter	1	2	3	4	5	6	7	8	9	AB	R	H	RBI	BB	SO	LOB	BOTTOM										
19 Jon Jay, L (1.7) OBP: 0.358, SLG: 0.421										3	0	0	0	0	0	2	Pittsburgh Pirates @ St. Louis Cardinals Busch Stadium, St. Louis, MO Wed Sep 29 2010, 12:40 PM - 2:55 PM CDT Att: 38,112 - Sunny - 74 F										
12 Aaron Miles, S (1.4) OBP: 0.322, SLG: 0.328										4	0	1	1	0	1	2											
28 Colby Rasmus, L (1.8) OBP: 0.360, SLG: 0.501										4	0	0	0	0	3	2											
21 Allen Craig, R (1.9) OBP: 0.295, SLG: 0.417										4	1	2	1	0	0	0											
64 Mark Hamilton, L (1.3) OBP: 0.200, SLG: 0.200										4	0	2	0	0	1	1											
22 Joe Mather, R (8. PR) OBP: 0.232, SLG: 0.278										0	1	0	0	0	0	0											
33 Daniel Descalso, L (1.5) OBP: 0.345, SLG: 0.346										4	1	0	0	0	1	4											
77 Pedro Feliz, R (9.5) OBP: 0.240, SLG: 0.297										0	0	0	0	0	0	0											
16 Bryan Anderson, L (1.2) OBP: 0.308, SLG: 0.344										4	0	2	1	0	1	1											
31 Ryan Franklin, R (9.1) OBP: 0.357, SLG: 0.519										0	0	0	0	0	0	0											
27 Tyler Greene, R (1.6) OBP: 0.331, SLG: 0.337										3	1	2	1	0	0	0											
40 P.J. Walters, R (1.1) ERA: 4.02										2	0	0	0	0	2	2											
44 Randy Winn, S (7. PH) OBP: 0.500, SLG: 0.500										1	0	0	0	0	0	1											
46 Kyle McClellan, R (8.1) OBP: 0.500, SLG: 0.500										0	0	0	0	0	0	0											
34 Nick Stavinoha, R (8. PH) OBP: 0.290, SLG: 0.345										1	0	0	0	0	0	1											
19 Matt Paganzzi, R (9.2) OBP: 0.357, SLG: 0.519										0	0	0	0	0	0	0											
Inning Stats	R: 0 E: 0 K: 1 S: 7	H: 0 LOB: 0 BB: 0 P: 9	R: 0 E: 0 K: 0 S: 7	H: 1 LOB: 1 BB: 0 P: 12	R: 0 E: 0 K: 1 S: 5	H: 0 LOB: 0 BB: 0 P: 8	R: 1 E: 0 K: 2 S: 15	H: 2 LOB: 1 BB: 0 P: 19	R: 0 E: 0 K: 2 S: 14	H: 2 LOB: 2 BB: 0 P: 20	R: 0 E: 0 K: 1 S: 10	H: 0 LOB: 1 BB: 0 P: 12	R: 1 E: 0 K: 2 S: 17	H: 2 LOB: 2 BB: 0 P: 28	R: 2 E: 1 K: 0 S: 12	H: 2 LOB: 1 BB: 0 P: 18	1B: 7 2B: 1 3B: 0 HR: 1	SF: 1 SAC: 0 DP: 0 HBP: 1	WP: 2 PB: 0 SB: 0 CS: 0	PA: 36							
PITCHER	IP	WLS	BF	H	R	ER	SO	BB	IBB	HBP	BLK	WP	HR	S	P	ERA	WHIP										
53 James McDonald, R (1.1) ERA: 4.02	6.0	L	24	5	1	1	2	0	0	1	0	1	0	17	28	9.00	2.000										
48 Joe Martinez, R (7.1) ERA: 4.08	1.0		6	2	1	1	2	0	0	0	0	0	0	12	18	0.00	2.000										
61 Chan Ho Park, R (8.1) ERA: 4.9	1.0		6	2	2	0	0	0	0	0	0	0	0	12	18	0.00	2.000										




Batter	1	2	3	4	5	6	7	8	9	AB	R	H	RBI	BB	SO	LOB	TOP				
22 Andrew McCutchen, R (1.8) OBP: 0.369, SLG: 0.452										5	0	2	0	0	0	0	Pittsburgh Pirates @ Florida Marlins Sun Life Stadium, Miami, FL Fri Oct 01 2010, 7:11 PM - 9:36 PM EDT Att: 23,124 - Partly Cloudy - 84 F				
31 Jose Tabata, R (1.7) OBP: 0.350, SLG: 0.407										5	0	1	0	0	0	1					
18 Neil Walker, S (1.4) OBP: 0.351, SLG: 0.469										5	0	2	0	0	0	1					
24 Pedro Alvarez, L (1.5) OBP: 0.330, SLG: 0.466										4	2	2	1	0	1	4					
14 John Bowker, L (1.3) OBP: 0.270, SLG: 0.365										3	1	1	0	1	0	3					
44 Brandon Moss, L (1.9) OBP: 0.192, SLG: 0.200										4	0	1	1	0	1	2					
5 Ronny Cedeno, R (1.6) OBP: 0.292, SLG: 0.374										4	1	2	1	0	0	0					
19 Chris Snyder, R (1.2) OBP: 0.292, SLG: 0.379										4	1	1	2	0	0	2					
34 Daniel McCutchen, R (1.1) OBP: 0.333, SLG: 0.377										1	0	0	0	0	0	0					
3 Pedro Cortes, R (5. PH) OBP: 0.400, SLG: 1.000										1	0	0	0	0	0	0					
61 Chan Ho Park, R (5.1) OBP: 0.350, SLG: 0.400										1	0	0	0	0	0	0					
47 Eyan Meek, R (8.1) OBP: 0.300, SLG: 0.300										0	0	0	0	0	0	0					
44 Alex Presley, R (9. PH) OBP: 0.344, SLG: 0.344										1	0	0	0	0	0	0					
Joel Hanrahan, R (9.1) OBP: 0.344, SLG: 0.344										0	0	0	0	0	0	0					
Inning Stats	R: 0 H: 0 E: 0 K: 0 S: 16	H: 0 LOB: 0 BB: 0 P: 21	R: 1 H: 1 E: 0 K: 0 S: 7	H: 1 LOB: 0 BB: 0 P: 17	R: 0 H: 0 E: 0 K: 0 S: 7	H: 0 LOB: 0 BB: 0 P: 13	R: 0 H: 1 E: 0 K: 0 S: 8	H: 2 LOB: 2 BB: 1 P: 14	R: 2 H: 2 E: 0 K: 1 S: 9	H: 4 LOB: 1 BB: 0 P: 15	R: 0 H: 3 E: 0 K: 1 S: 12	H: 3 LOB: 3 BB: 0 P: 16	R: 0 H: 0 E: 0 K: 1 S: 7	H: 0 LOB: 0 BB: 0 P: 9	R: 0 H: 1 E: 0 K: 1 S: 17	H: 1 LOB: 1 BB: 0 P: 25	1B: 9 2B: 1 3B: 0 HR: 2	SF: 0 SAC: 0 DP: 1 HBP: 0	WP: 0 PB: 0 SB: 0 CS: 0	PA: 39	
PITCHER	IP WLS BF H R ER SO BB IBB HBP BLK WP HR S P ERA WHIP	IP WLS BF H R ER SO BB IBB HBP BLK WP HR S P ERA WHIP	IP WLS BF H R ER SO BB IBB HBP BLK WP HR S P ERA WHIP	IP WLS BF H R ER SO BB IBB HBP BLK WP HR S P ERA WHIP	IP WLS BF H R ER SO BB IBB HBP BLK WP HR S P ERA WHIP	IP WLS BF H R ER SO BB IBB HBP BLK WP HR S P ERA WHIP	IP WLS BF H R ER SO BB IBB HBP BLK WP HR S P ERA WHIP	IP WLS BF H R ER SO BB IBB HBP BLK WP HR S P ERA WHIP	IP WLS BF H R ER SO BB IBB HBP BLK WP HR S P ERA WHIP	IP WLS BF H R ER SO BB IBB HBP BLK WP HR S P ERA WHIP	IP WLS BF H R ER SO BB IBB HBP BLK WP HR S P ERA WHIP	IP WLS BF H R ER SO BB IBB HBP BLK WP HR S P ERA WHIP	IP WLS BF H R ER SO BB IBB HBP BLK WP HR S P ERA WHIP	IP WLS BF H R ER SO BB IBB HBP BLK WP HR S P ERA WHIP	IP WLS BF H R ER SO BB IBB HBP BLK WP HR S P ERA WHIP	IP WLS BF H R ER SO BB IBB HBP BLK WP HR S P ERA WHIP	IP WLS BF H R ER SO BB IBB HBP BLK WP HR S P ERA WHIP	IP WLS BF H R ER SO BB IBB HBP BLK WP HR S P ERA WHIP	IP WLS BF H R ER SO BB IBB HBP BLK WP HR S P ERA WHIP	IP WLS BF H R ER SO BB IBB HBP BLK WP HR S P ERA WHIP	IP WLS BF H R ER SO BB IBB HBP BLK WP HR S P ERA WHIP

AB	38
R	5
H	12
RBI	5
BB	1
SO	4
LOB	13



Batter	1	2	3	4	5	6	7	8	9	AB	R	H	RBI	BB	SO	LOB	BOTTOM					
1 Emilio Bonifacio, S (1.8) OBP: 0.325, SLG: 0.341										3	0	0	0	1	0	1	Pittsburgh Pirates @ Florida Marlins Sun Life Stadium, Miami, FL Fri Oct 01 2010, 7:11 PM - 9:36 PM EDT Att: 23,124 - Partly Cloudy - 84 F					
56 Osvaldo Martinez, R (1.6) OBP: 0.359, SLG: 0.450										4	0	1	0	0	1	3						
20 Logan Morrison, L (1.7) OBP: 0.398, SLG: 0.453										4	1	1	0	0	1	1						
6 Dan Uggla, R (1.4) OBP: 0.368, SLG: 0.502										4	0	1	1	0	2	1						
15 Gaby Sanchez, R (1.3) OBP: 0.340, SLG: 0.451										3	0	0	0	1	0	1						
3 Chad Tracy, L (1.5) OBP: 0.314, SLG: 0.329										4	0	1	0	0	0	3						
27 Giancarlo Stanton, R (1.9) OBP: 0.329, SLG: 0.511										4	0	1	0	0	2	1						
6 Brad Davis, R (1.2) OBP: 0.269, SLG: 0.383										4	0	1	0	0	2	1						
60 Adalberto Mendez, R (1.1) OBP: 0.286, SLG: 0.286										0	0	0	0	0	0	0						
31 Burke Badenhop, R (6.1) ERA: 4.66										0	0	0	0	0	0	0						
33 Scott Cousins, L (7. PH) OBP: 0.334, SLG: 0.472										1	0	0	0	0	0	0						
66 Steve Cishek, R (8.1) ERA: 2.14										0	0	0	0	0	0	0						
7 Hector Luna, R (9. PH) OBP: 0.133, SLG: 0.379										1	0	0	0	0	0	0						
Inning Stats	R: 1 H: 2 E: 0 K: 0 S: 11	H: 2 LOB: 1 BB: 0 P: 18	R: 0 H: 2 E: 0 K: 0 S: 11	H: 2 LOB: 3 BB: 1 P: 16	R: 0 H: 0 E: 1 K: 1 S: 7	H: 0 LOB: 1 BB: 0 P: 9	R: 0 H: 1 E: 0 K: 1 S: 7	H: 1 LOB: 1 BB: 0 P: 10	R: 0 H: 0 E: 0 K: 3 S: 9	H: 0 LOB: 0 BB: 0 P: 16	R: 0 H: 0 E: 0 K: 1 S: 14	H: 0 LOB: 0 BB: 0 P: 18	R: 0 H: 0 E: 0 K: 2 S: 8	H: 0 LOB: 0 BB: 0 P: 14	R: 0 H: 1 E: 0 K: 0 S: 13	H: 1 LOB: 2 BB: 1 P: 24	R: 0 H: 0 E: 0 K: 2 S: 9	H: 0 LOB: 0 BB: 0 P: 9	1B: 4 2B: 1 3B: 1 HR: 0	SF: 0 SAC: 2 DP: 0 HBP: 0	WP: 0 PB: 0 SB: 0 CS: 0	PA: 36
PITCHER	IP WLS BF H R ER SO BB IBB HBP BLK WP HR S P ERA WHIP	IP WLS BF H R ER SO BB IBB HBP BLK WP HR S P ERA WHIP	IP WLS BF H R ER SO BB IBB HBP BLK WP HR S P ERA WHIP	IP WLS BF H R ER SO BB IBB HBP BLK WP HR S P ERA WHIP	IP WLS BF H R ER SO BB IBB HBP BLK WP HR S P ERA WHIP	IP WLS BF H R ER SO BB IBB HBP BLK WP HR S P ERA WHIP	IP WLS BF H R ER SO BB IBB HBP BLK WP HR S P ERA WHIP	IP WLS BF H R ER SO BB IBB HBP BLK WP HR S P ERA WHIP	IP WLS BF H R ER SO BB IBB HBP BLK WP HR S P ERA WHIP	IP WLS BF H R ER SO BB IBB HBP BLK WP HR S P ERA WHIP	IP WLS BF H R ER SO BB IBB HBP BLK WP HR S P ERA WHIP	IP WLS BF H R ER SO BB IBB HBP BLK WP HR S P ERA WHIP	IP WLS BF H R ER SO BB IBB HBP BLK WP HR S P ERA WHIP	IP WLS BF H R ER SO BB IBB HBP BLK WP HR S P ERA WHIP	IP WLS BF H R ER SO BB IBB HBP BLK WP HR S P ERA WHIP	IP WLS BF H R ER SO BB IBB HBP BLK WP HR S P ERA WHIP	IP WLS BF H R ER SO BB IBB HBP BLK WP HR S P ERA WHIP	IP WLS BF H R ER SO BB IBB HBP BLK WP HR S P ERA WHIP	IP WLS BF H R ER SO BB IBB HBP BLK WP HR S P ERA WHIP	IP WLS BF H R ER SO BB IBB HBP BLK WP HR S P ERA WHIP	IP WLS BF H R ER SO BB IBB HBP BLK WP HR S P ERA WHIP	



Batter	1	2	3	4	5	6	7	8	9	AB	R	H	RBI	BB	SO	LOB	TOP			
22 Andrew McCutchen, R OBP: 0.349, SLG: 0.449										4	0	1	1	0	1	0	Pittsburgh Pirates @ Florida Marlins Sun Life Stadium, Miami, FL Sun Oct 03 2010, 1:10 PM - 3:49 PM EDT Att: 31,803 - Partly Cloudy - 86 F			
31 Jose Tabata, R OBP: 0.346, SLG: 0.400										4	0	0	0	0	1	2				
18 Neil Walker, S OBP: 0.349, SLG: 0.462										3	0	0	0	1	0	0				
46 Garrett Jones, L OBP: 0.306, SLG: 0.414										4	0	1	0	0	1	1				
41 Ryan Doumit, S OBP: 0.331, SLG: 0.406										4	0	0	0	0	3	3				
5 Ronny Cedeno, R OBP: 0.293, SLG: 0.382										4	1	1	1	0	2	2				
15 Andy LaRoche, R OBP: 0.268, SLG: 0.287										3	1	0	0	1	0	1				
35 Jason Jaramillo, S OBP: 0.227, SLG: 0.207										3	0	1	0	0	1	0				
71 Brian Burres, L OBP: 0.126, SLG: 0.200										2	0	0	0	0	0	2				
44 Brandon Moss, L OBP: 0.245, SLG: 0.196										0	0	0	0	0	0	0				
43 Sean Gallagher, R OBP: 0.245, SLG: 0.196										0	0	0	0	0	0	0				
36 Wilfredo Ledezma, L OBP: 0.245, SLG: 0.196										0	0	0	0	0	0	0				
58 Steven Jackson, R OBP: 0.245, SLG: 0.196										0	0	0	0	0	0	0				
Inning Stats	R: 0 E: 0 K: 0 S: 7	H: 0 LOB: 0 BB: 9 P: 9	R: 1 E: 0 K: 2 S: 15	H: 1 LOB: 0 BB: 22 P: 22	R: 0 E: 0 K: 2 S: 8	H: 0 LOB: 0 BB: 0 P: 9	R: 0 E: 0 K: 0 S: 10	H: 1 LOB: 1 BB: 0 P: 11	R: 1 E: 1 K: 2 S: 18	H: 2 LOB: 2 BB: 1 P: 27	R: 0 E: 0 K: 1 S: 13	H: 0 LOB: 1 BB: 1 P: 23	R: 0 E: 0 K: 2 S: 9	H: 0 LOB: 0 BB: 0 P: 15	R: 0 E: 0 K: 1 S: 11	H: 0 LOB: 1 BB: 0 P: 12	1B: 2 2B: 1 3B: 0 HR: 1	SF: 0 SAC: 0 DP: 0 HBP: 0	WP: 0 PB: 0 SB: 0 CS: 0	PA: 34
PITCHER	IP: 6.0 WLS: 2 BF: 24 H: 4 R: 2 ER: 1 SO: 7 BB: 2 IBB: 0 HBP: 0 BLK: 0 WP: 0 HR: 1 S: 71 P: 101 ERA: 1.50 WHIP: 1.000	IP: 1.0 WLS: 3 BF: 3 H: 0 R: 0 ER: 0 SO: 2 BB: 0 IBB: 0 HBP: 0 BLK: 0 WP: 0 HR: 0 S: 15 P: 15 ERA: 0.00 WHIP: 0.000	IP: 1.0 WLS: 3 BF: 3 H: 0 R: 0 ER: 0 SO: 2 BB: 0 IBB: 0 HBP: 0 BLK: 0 WP: 0 HR: 0 S: 11 P: 13 ERA: 0.00 WHIP: 0.000	IP: 1.0 WLS: 4 BF: 4 H: 0 R: 0 ER: 0 SO: 2 BB: 0 IBB: 0 HBP: 0 BLK: 0 WP: 0 HR: 0 S: 8 P: 12 ERA: 0.00 WHIP: 0.000																

Batter	1	2	3	4	5	6	7	8	9	AB	R	H	RBI	BB	SO	LOB	BOTTOM			
1 Emilio Bonifacio, S OBP: 0.328, SLG: 0.328										4	1	0	0	1	0	4	Pittsburgh Pirates @ Florida Marlins Sun Life Stadium, Miami, FL Sun Oct 03 2010, 1:10 PM - 3:49 PM EDT Att: 31,803 - Partly Cloudy - 86 F			
56 Osvaldo Martinez, R OBP: 0.383, SLG: 0.465										4	2	2	0	0	0	1				
20 Logan Morrison, L OBP: 0.390, SLG: 0.447										4	0	0	0	0	1	2				
6 Dan Uggla, R OBP: 0.369, SLG: 0.508										3	2	3	3	1	0	0				
33 Scott Cousins, L OBP: 0.316, SLG: 0.459										3	0	1	0	1	0	1				
15 Gaby Sanchez, R OBP: 0.341, SLG: 0.448										4	0	1	0	0	1	4				
27 Giancarlo Stanton, R OBP: 0.328, SLG: 0.507										3	0	1	1	1	0	2				
18 Wes Helms, R OBP: 0.300, SLG: 0.346										2	0	0	0	0	1	2				
6 Brad Davis, R OBP: 0.270, SLG: 0.376										2	0	0	0	0	1	2				
19 Anibal Sanchez, R OBP: 0.189, SLG: 0.192										2	0	0	0	0	2	1				
31 Burke Badenhop, R ERA: 6.75										0	0	0	0	0	0	0				
43 Sean Gallagher, R ERA: 5.77										0	0	0	0	0	0	0				
36 Wilfredo Ledezma, L ERA: 6.86										0	0	0	0	0	0	0				
58 Steven Jackson, R ERA: 6.74										0	0	0	0	0	0	0				
Inning Stats	R: 2 E: 0 K: 0 S: 8	H: 2 LOB: 0 BB: 0 P: 18	R: 0 E: 0 K: 0 S: 10	H: 0 LOB: 0 BB: 0 P: 14	R: 0 E: 0 K: 1 S: 6	H: 0 LOB: 0 BB: 0 P: 6	R: 0 E: 0 K: 1 S: 14	H: 0 LOB: 2 BB: 0 P: 26	R: 0 E: 0 K: 1 S: 8	H: 3 LOB: 1 BB: 0 P: 16	R: 1 E: 0 K: 2 S: 12	H: 3 LOB: 2 BB: 0 P: 16	R: 2 E: 1 K: 0 S: 13	H: 2 LOB: 1 BB: 1 P: 21	R: 0 E: 0 K: 0 S: 8	H: 1 LOB: 2 BB: 2 P: 16	1B: 4 2B: 2 3B: 1 HR: 1	SF: 0 SAC: 1 DP: 1 HBP: 1	WP: 1 PB: 0 SB: 0 CS: 0	PA: 37
PITCHER	IP: 5.2 WLS: 1 BF: 25 H: 5 R: 3 ER: 3 SO: 3 BB: 2 IBB: 0 HBP: 0 BLK: 0 WP: 1 HR: 1 S: 55 P: 90 ERA: 4.76 WHIP: 1.235	IP: 0.1 WLS: 1 BF: 1 H: 0 R: 0 ER: 0 SO: 1 BB: 0 IBB: 0 HBP: 0 BLK: 0 WP: 0 HR: 0 S: 6 P: 6 ERA: 0.00 WHIP: 0.000	IP: 1.0 WLS: 2 BF: 2 H: 2 R: 1 ER: 1 SO: 0 BB: 1 IBB: 0 HBP: 0 BLK: 0 WP: 0 HR: 0 S: 13 P: 21 ERA: 3.000 WHIP: 3.000	IP: 0.0 WLS: 2 BF: 2 H: 1 R: 0 ER: 0 SO: 0 BB: 0 IBB: 0 HBP: 0 BLK: 0 WP: 0 HR: 0 S: 8 P: 8 ERA: 0.00 WHIP: 0.000	IP: 1.0 WLS: 3 BF: 3 H: 0 R: 0 ER: 0 SO: 2 BB: 0 IBB: 0 HBP: 0 BLK: 0 WP: 0 HR: 0 S: 11 P: 13 ERA: 0.00 WHIP: 0.000															