Pittsburgh Pirates - 2012

Batter	1	2	3	4	5	6	7	8	9	AB	R	H	RBI	BB	SO	LOB
31 Jose Tabata, R (1, 9) 49 Brandon Boggs, S (5, PH) (5, 9)	G5-3		G6-3		F8			G5-3		2 0 0 0 0 0 0 2 0 0 0 0 0 1						
12 Clint Barmes, R (1, 6) 5 Josh Harrison, R (5, 6)	K		L7			75 WP 19 S HBP		10 FC4-6 BB		2 0 0 0 0 1 0 0 0 0 0 1 0 0						
18 Neil Walker, S (1, 4) 10 Anderson Hernandez, S (5, 4)	E5			L3		F7		FC4-6 19 WP 1-2f		2 0 0 0 0 0 0 2 0 0 0 0 0 2						
14 Casey McGehee, R (1, 3) 19 Nick Evans, R (5, 3)	G5-3			G6-3		K 1-2		K 1-2		2 0 0 0 0 0 1 2 0 0 0 0 2 2						
36 Yamaico Navarro, R (1, 5) 75 Jeremy Farrell, R (5, 5)		E6 41 G5-3 2 BB		F8		BB 2-3			K	2 0 0 0 0 0 0 1 0 0 0 1 1 0						
2 Nate McLouth, L (1, 8) 64 Starling Marte, R (5, 8) OBP: 0.500, SLG: 1.000		BB 1-2			HBP 41 G5-4-3	F9			2B	0 0 0 0 1 0 0 2 0 1 0 0 0 2						
41 Jake Fox, R (1, 10) 65 Matt Hague, R (9, PH)		G5-3 1-2 2-3f			G5-4-3 1-2f	K			F8	3 0 0 0 0 1 3 1 0 0 0 0 0 1						
62 Gorkys Hernández, R (1, 7) OBP: 0.500, SLG: 0.500 73 Robbie Grossman, S (5, 7)	K				55 S 55 1B 1B	G4-3			G5-3	2 1 1 0 0 1 1 2 0 0 0 0 0 1						
55 Michael McKenrry, R (1, 2) OBP: 0.500, SLG: 0.500 68 Eric Fryer, R (5, 2)			K		1-H 1B	G5-3				2 0 1 1 0 1 0 1 0 0 0 0 0 0						
Inning Stats	R: 0 H: 0 E: 1 LOB: 1 K: 1 BB: 0 S: 6 P: 6	R: 0 H: 0 E: 1 LOB: 1 K: 1 BB: 1 S: 5 P: 9	R: 0 H: 0 E: 0 LOB: 0 K: 1 BB: 0 S: 5 P: 5	R: 0 H: 0 E: 0 LOB: 0 K: 0 BB: 0 S: 3 P: 3	R: 1 H: 2 E: 0 LOB: 1 K: 0 BB: 0 S: 4 P: 6	R: 0 H: 0 E: 0 LOB: 2 K: 1 BB: 1 S: 5 P: 10	R: 0 H: 0 E: 0 LOB: 0 K: 1 BB: 0 S: 5 P: 5	R: 0 H: 0 E: 0 LOB: 1 K: 1 BB: 1 S: 5 P: 10	R: 0 H: 1 E: 0 LOB: 1 K: 1 BB: 0 S: 6 P: 6	1B: 2 SF: 0 2B: 1 SAC: 0 3B: 0 DP: 2 HR: 0 HBP: 2							

TOP

Pittsburgh Pirates @ Toronto Blue Jays

Florida Auto Exchange Stadium, Dunedin, FL

Sat Mar 03 2012, 1:06 PM - 3:34 PM EST
Att. 4,059 - Partly Cloudy - 83 F

livebaseballscorecards.com

AB	30
R	1
H	3
RBI	1
BB	3
SO	7
LOB	14

PITCHER	IP	WLS	BF	H	R	ER	SO	BB	IBB	HBP	BLK	WP	HR	S	P	ERA	WHIP
27 Brett Cecil, L (1, 1) ERA:	1.0		4	0	0	0	1	0	0	0	0	0	0	6	6	0.00	0.000
4 Kyle Drabek, R (2, 1) ERA:	1.0	W	4	0	0	0	1	1	0	0	0	0	0	5	9	0.00	1.000
59 Jim Hoey, R (3, 1) ERA:	1.0	H	3	0	0	0	1	0	0	0	0	0	0	5	5	0.00	0.000
77 Scott Richmond, R (4, 1) ERA:	1.0	H	3	0	0	0	0	0	0	0	0	0	0	3	3	0.00	0.000
49 Danny Farquhar, R (5, 1) ERA: 9.0	1.0	H	5	2	1	1	0	0	0	1	0	0	0	4	6	9.00	2.000

PITCHER	IP	WLS	BF	H	R	ER	SO	BB	IBB	HBP	BLK	WP	HR	S	P	ERA	WHIP
75 Ryan Tepera, R (6, 1) ERA:	1.0	H	5	0	0	0	1	1	0	1	0	1	0	5	10	0.00	1.000
76 Jerry Gil, R (7, 1) ERA:	1.0		3	0	0	0	1	0	0	0	0	0	0	5	5	0.00	0.000
47 Luis Perez, L (8, 1) ERA:	1.0		4	0	0	0	1	1	0	0	0	1	0	5	10	0.00	1.000
34 Joel Carreno, R (9, 1) ERA:	1.0		4	1	0	0	1	0	0	0	0	0	0	6	6	0.00	1.000

| | | | | | | |

BOTTOM

Pittsburgh Pirates @ Toronto Blue Jays

Florida Auto Exchange Stadium, Dunedin, FL

Sat Mar 03 2012, 1:06 PM - 3:34 PM EST

Att. 4,059 - Partly Cloudy - 83 F

livebaseballscorecards.com

Batter	1	2	3	4	5	6	7	8	9	AB	R	H	RBI	BB	SO	LOB
5 Yunel Escobar, R (1, 6) 17 Omar Vizquel, S (6, 6)	G6-3		L7		K	P3		K		3 2	0 0	0 0	0 0	0 0	1 1	0 2
2 Kelly Johnson, L (1, 4) 18 Mike McCoy, R (6, 4)	G4-3		F7		K		74 1B; 8 1B; HBP			3 0	0 1	0 0	0 0	0 0	1 0	0 0
19 José Bautista, R (1, 9) OBP: 0.333, SLG: 0.333 74 Moisés Sierra, R (6, PR) OBP: 1.000, SLG: 1.000 (7, 9)	K		K			10 HBP; 13 2B; 1B	8 1B; 1-2; 1B			3 1	0 1	1 1	0 0	0 0	2 0	0 0
26 Adam Lind, L (1, 3) 66 Mike McDade, S (7, 3)		28 G3-1; 10 1B; 13 2B; BB		L4		F8	F7			2 1	1 0	0 0	0 0	1 0	0 0	1 2
10 Edwin Encarnación, R (1, 10) OBP: 0.667, SLG: 0.500 8 Ben Francisco, R (6, PR) OBP: 1.000, SLG: 1.000 (7, 10)		28 G3-1; 13 2B; 1-2; 1B		L8		13 2B; 1-2; HBP	1-3; 2-H; 1B			2 1	1 1	1 1	0 1	0 0	0 0	0 0
28 Colby Rasmus, L (1, 8) 43 Anthony Gose, L (7, 8)	G3-1; 1-2; 2-3			BB	K	K	K			2 1	0 0	0 0	0 0	1 0	1 1	4 2
13 Brett Lawrie, R (1, 5) OBP: 0.667, SLG: 1.333 62 Jonathan Diaz, R (6, PR) (7, 5)	9 S; 2-H; 3-H; 2B			F9		14 1B; 1-H; 2-H; 2B	G6-3			3 1	0 1	2 1	4 0	0 0	0 0	1 2
14 Eric Thames, L (1, 7) OBP: 0.667, SLG: 1.667 45 Travis Snider, L (7, 7)	F8				HR	68 1B; 2-H; 1B		G3-1		3 1	1 0	2 0	2 0	0 0	0 0	1 0
9 J.P. Arencibia, R (1, 2) 68 Yan Gomes, R (6, 2) OBP: 0.500, SLG: 0.500	F8; 2-3				K	1-2; 1B		K		2 2	0 0	0 1	0 0	0 0	1 1	1 0
Inning Stats	R: 0 E: 0 K: 1 S: 5 / H: 0 LOB: 0 BB: 0 P: 5	R: 2 E: 0 K: 0 S: 5 / H: 2 LOB: 1 BB: 1 P: 10	R: 0 E: 0 K: 1 S: 5 / H: 0 LOB: 0 BB: 0 P: 5	R: 0 E: 0 K: 0 S: 3 / H: 0 LOB: 1 BB: 1 P: 7	R: 1 E: 0 K: 3 S: 10 / H: 1 LOB: 0 BB: 0 P: 10	R: 3 E: 0 K: 1 S: 9 / H: 4 LOB: 2 BB: 0 P: 10	R: 1 E: 0 K: 1 S: 7 / H: 2 LOB: 2 BB: 0 P: 8	R: 0 E: 0 K: 2 S: 7 / H: 0 LOB: 0 BB: 0 P: 7		1B: 6 2B: 2 3B: 0 HR: 1	SF: 0 SAC: 0 DP: 0 HBP: 2			WP: 0 PB: 0 SB: 1 CS: 0	PA: 37		

	AB	33
	R	7
	H	9
	RBI	7
	BB	2
	SO	9
	LOB	16

PITCHER		IP	WLS	BF	H	R	ER	SO	BB	IBB	HBP	BLK	WP	HR	S	P	ERA	WHIP
53 James McDonald, R ERA: 9.0	(1, 1)	2.0	L	9	2	2	2	1	1	0	0	0	0	0	10	15	9.00	1.500
32 Brad Lincoln, R ERA:	(3, 1)	1.0		3	0	0	0	1	0	0	0	0	0	0	5	5	0.00	0.000
30 Chris Resop, R ERA:	(4, 1)	1.0		4	0	0	0	0	1	0	0	0	0	0	3	7	0.00	1.000
63 Chris Leroux, R ERA: 9.0	(5, 1)	1.0		4	1	1	1	3	0	0	0	0	0	1	10	10	9.00	1.000
44 Tony Watson, L ERA: 27.0	(6, 1)	1.0		8	4	3	3	1	0	0	1	0	0	0	9	10	27.00	4.000

PITCHER		IP	WLS	BF	H	R	ER	SO	BB	IBB	HBP	BLK	WP	HR	S	P	ERA	WHIP
25 Daniel McCutchen, R ERA: 9.0	(7, 1)	1.0		6	2	1	1	1	0	0	1	0	0	0	7	8	9.00	2.000
17 Ryota Igarashi, R ERA:	(8, 1)	1.0		3	0	0	0	2	0	0	0	0	0	0	7	7	0.00	0.000

Toronto Blue Jays @ Pittsburgh Pirates

McKechnie Field, Bradenton, FL

Sun Mar 04 2012, 1:09 PM - 4:14 PM EST

Att. 5,006 - Sunny - 67 F

TOP

livebaseballscorecards.com

Batter	1	2	3	4	5	6	7	8	9	AB	R	H	RBI	BB	SO	LOB
11 Rajai Davis, R (1, 8) OBP: 0.667, SLG: 0.500	2-0 45 2B 8 SF7 HBP		0-0 ① F9	0-0 45 1B 1-2 1B		0-0 E9 45 G1 1-3 3-H 1B		0-3 ② K		2	1	1	0	0	0	0
43 Anthony Gose, L (6, PH) OBP: 0.333, SLG: 0.333 (6, 8)										2	1	1	1	0	1	0
45 Travis Snider, L (1, 7) OBP: 0.400, SLG: 0.600	0-0 13 S 13 G6-3 1-3 2B		0-0 ② P6	0-0 1-3 2-H 1B		0-0 ① G1 2-H 3-H		0-0 ③ P6		4	1	2	3	0	0	1
36 Ricardo Nanita, L (6, 7)										1	0	0	0	0	0	0
8 Ben Francisco, R (1, 9) OBP: 0.400, SLG: 0.500	0-0 ① SF7 3-H		0-0 13 1B 1B	0-3 ③ K		0-0 ② G4-3			0-0 ① L9	3	0	1	1	0	1	3
74 Moisés Sierra, R (6, 9) OBP: 0.500, SLG: 0.500										1	0	0	0	0	0	0
13 Brett Lawrie, R (1, 5) OBP: 0.500, SLG: 0.833	1-0 ② G6-3 2-H		0-0 30 S 1-3 1B		0-0 ① G4-3	4-0 BB			4-0 66 CS BB	3	0	1	1	0	0	0
39 Brian Bocock, R (5, 5)										0	0	0	0	2	0	0
30 David Cooper, L (1, 3)	4-0 BB		1-0 ③ P5 1-2		0-3 ② K	0-0 ③ L6			0-0 ②③ G6-3 1-2	3	0	0	0	1	1	3
66 Mike McDade, S (6, 3)										1	0	0	0	0	0	1
9 J.P. Arencibia, R (1, 10)	0-0 ③ F8			0-0 ① G4-3	0-3 ③ K		0-0 ① F8			4	0	0	0	0	1	1
1 Luis Valbuena, L (1, 4) OBP: 0.667, SLG: 0.500		4-0 6 G6-4-3 BB		0-0 E4 6 G6-3 3 E		0-0 6 S 3 1B 1B	0-0 ② F8			2	1	1	0	1	0	0
67 Ryan Goins, L (6, PR) (6, 4)										1	1	0	0	0	0	0
6 Jeff Mathis, R (1, 2)	0-0 ①② G6-4-3 1-2f			0-0 ② G6-3 1-2		4-0 3 1B 43 E 1-2 BB	0-0 ③ F9			2	1	0	0	1	0	2
15 Travis d'Arnaud, R (7, PH) (7, 2)										1	0	0	0	0	0	0
3 Adeiny Hechavarría, R (1, 6) OBP: 0.333, SLG: 0.333	0-3 ③ K			0-0 E1 11 1B 45 1B 2-H		0-0 43 E 45 G1 1-3 2-H 1B		0-0 ① G5-3		3	1	1	1	0	1	0
62 Jonathan Diaz, R (6, PR) (6, 6)										1	1	0	0	0	0	0
Inning Stats	R: 2 E: 0 K: 0 S: 4 H: 1 LOB: 1 BB: 1 P: 11	R: 0 E: 0 K: 1 S: 4 H: 0 LOB: 0 BB: 1 P: 8	R: 0 E: 0 K: 0 S: 5 H: 2 LOB: 2 BB: 0 P: 6	R: 2 E: 2 K: 1 S: 9 H: 2 LOB: 2 BB: 0 P: 9	R: 0 E: 0 K: 2 S: 7 H: 0 LOB: 0 BB: 0 P: 7	R: 4 E: 1 K: 0 S: 6 H: 3 LOB: 1 BB: 2 P: 14	R: 0 E: 0 K: 0 S: 3 H: 0 LOB: 0 BB: 0 P: 3	R: 0 E: 0 K: 1 S: 5 H: 0 LOB: 0 BB: 0 P: 5	R: 0 E: 0 K: 0 S: 2 H: 0 LOB: 0 BB: 1 P: 6	1B: 7 2B: 1 3B: 0 HR: 0 SF: 1 SAC: 0 DP: 1 HBP: 1						

AB	34
R	8
H	8
RBI	7
BB	5
SO	5
LOB	11

WP: 0 PB: 0 SB: 3 CS: 1 PA: 41

PITCHER		IP	WLS	BF	H	R	ER	SO	BB	IBB	HBP	BLK	WP	HR	S	P	ERA	WHIP
45 Erik Bedard, L ERA: 9.0	(1, 1)	2.0		9	1	2	2	1	2	0	1	0	0	0	8	19	9.00	1.500
66 Shairon Martis, R ERA:	(3, 1)	2.0	L	12	4	2	0	1	0	0	0	0	0	0	14	15	0.00	2.000
Joel Hanrahan, R ERA:	(5, 1)	1.0		3	0	0	0	2	0	0	0	0	0	0	7	7	0.00	0.000
47 Evan Meek, R ERA: 40.5	(6, 1)	0.2		7	3	4	3	0	2	0	0	0	0	0	5	13	40.50	7.500
Jumbo Díaz, R ERA:	(6, 1)	0.1		1	0	0	0	0	0	0	0	0	0	0	1	1	0.00	0.000

PITCHER		IP	WLS	BF	H	R	ER	SO	BB	IBB	HBP	BLK	WP	HR	S	P	ERA	WHIP
78 Doug Slaten, L ERA:	(7, 1)	1.0		3	0	0	0	0	0	0	0	0	0	0	3	3	0.00	0.000
39 Jason Grilli, R ERA:	(8, 1)	1.0		3	0	0	0	1	0	0	0	0	0	0	5	5	0.00	0.000
57 Daniel Moskos, L ERA:	(9, 1)	1.0		3	0	0	0	0	1	0	0	0	0	0	2	6	0.00	1.000

Batter	1	2	3	4	5	6	7	8	9	AB	R	H	RBI	BB	SO	LOB
7 Alex Presley, L (1, 7) OBP: 0.333, SLG: 0.333 73 Robbie Grossman, S (6, 7)	L9		22 BB; 26 1B; 1-3; 1B		B2-3		K		62 BB; BB	3 1	1 0	1 0	0 1	0 1	0 1	0 2
2 Nate McLouth, L (1, 9) OBP: 0.600, SLG: 0.667 64 Starling Marte, R (6, 9) OBP: 0.250, SLG: 0.500	K		K		22 WP; 2B		FC4-6; 62 1B; 1-2f; 2-3		F9	3 2	0 0	1 0	0 0	0 0	2 0	2 3
22 Andrew McCutchen, R (1, 8) 62 Gorkys Hernández, R (6, 8) OBP: 0.750, SLG: 0.667	K		26 1B; 1-2; BB		G5-3; 2-3		1-3; 3-H; 1B		41 FC5-4; 1-2; BB	2 1	0 0	0 1	0 1	1 1	1 0	1 0
26 Rod Barajas, R (1, 2) OBP: 1.000, SLG: 1.000 41 Jake Fox, R (6, 2)		65 3 1B; 1B	1-3; 2-H; 3-H; 1B			F9	K		FC5-4; 1-2f	2 3	1 0	2 0	2 0	0 0	0 1	0 4
46 Garrett Jones, L (1, 3) 6 Jeff Clement, L (6, 3)		F7	P6			F7		49 BB; BB		2 1	0 0	0 0	0 1	0 0	0 1	2 0
65 Matt Hague, R (1, 10) OBP: 0.250, SLG: 0.250 49 Brandon Boggs, S (8, PH) (9, 10)		3 1B; 1-2; 1B		G6-3		K2-3		36 G1-4-6-3; 1-2; BB		3 0	0 0	1 0	0 0	0 1	1 0	0 0
24 Pedro Alvarez, L (1, 5) 19 Nick Evans, R (6, 5) OBP: 0.250, SLG: 1.000		K		G3			HR		K	2 2	0 1	0 1	0 1	0 0	1 1	2 2
3 Chase d'Arnaud, R (1, 4) OBP: 0.500, SLG: 0.500 36 Yamaico Navarro, R (6, 4)		10 CS; 1-3; 2-H; 1B		K			64 FC4-6; 69 HBP; 62 1B; BB		G1-4-6-3; 1-2f	2 1	0 1	1 0	1 0	0 1	1 0	0 2
10 Anderson Hernandez, S (1, 6) OBP: 0.250, SLG: 0.250 69 Jordy Mercer, R (6, 6)	1 SAFE	CS; 1-2	7 1B; 26 1B; 1B		G4-3		64 FC4-6; 1-2; HBP		F7	2 1	1 0	1 0	0 0	0 0	0 0	0 0
Inning Stats	R: 0 E: 0 K: 2 S: 7 H: 0 LOB: 0 BB: 0 P: 7	R: 1 E: 0 K: 1 S: 7 H: 3 LOB: 1 BB: 0 P: 7	R: 2 E: 0 K: 1 S: 7 H: 3 LOB: 1 BB: 1 P: 11	R: 0 E: 0 K: 1 S: 5 H: 0 LOB: 0 BB: 0 P: 5	R: 0 E: 0 K: 0 S: 4 H: 1 LOB: 1 BB: 0 P: 5	R: 0 E: 0 K: 1 S: 5 H: 0 LOB: 0 BB: 0 P: 5	R: 2 E: 0 K: 2 S: 11 H: 2 LOB: 2 BB: 1 P: 16	R: 0 E: 0 K: 1 S: 4 H: 0 LOB: 1 BB: 2 P: 12	R: 0 E: 0 K: 0 S: 3 H: 0 LOB: 2 BB: 2 P: 11	1B: 7 2B: 1 3B: 0 HR: 1	SF: 0 SAC: 0 DP: 1 HBP: 1		WP: 1 PB: 0 SB: 0 CS: 1	PA: 41			

PITCHER		IP	WLS	BF	H	R	ER	SO	BB	IBB	HBP	BLK	WP	HR	S	P	ERA	WHIP
32 Aaron Laffey, L ERA: 4.5	(1, 1)	2.0		8	3	1	1	3	0	0	0	0	0	0	14	14	4.50	1.500
38 Darren Oliver, L ERA: 18.0	(3, 1)	1.0	W	6	3	2	2	1	1	0	0	0	0	0	7	11	18.00	4.000
48 Francisco Cordero, R ERA:	(4, 1)	1.0	H	3	0	0	0	1	0	0	0	0	0	0	5	5	0.00	0.000
44 Casey Janssen, R ERA:	(5, 1)	1.0	H	4	1	0	0	0	0	0	0	0	1	0	4	5	0.00	1.000
21 Sergio Santos, R ERA:	(6, 1)	1.0		3	0	0	0	1	0	0	0	0	0	0	5	5	0.00	0.000
56 Robert Coello, R ERA: 18.0	(7, 1)	1.0		7	2	2	2	2	1	0	1	0	0	1	11	16	18.00	3.000
58 Chad Beck, R ERA:	(8, 1)	1.0	H	4	0	0	0	1	2	0	0	0	0	0	4	12	0.00	2.000
20 Jesse Chavez, R ERA:	(9, 1)	1.0	S	5	0	0	0	0	2	0	0	0	0	0	3	11	0.00	2.000

BOTTOM

Toronto Blue Jays @ Pittsburgh Pirates

McKechnie Field, Bradenton, FL

Sun Mar 04 2012, 1:09 PM - 4:14 PM EST

Att. 5,006 - Sunny - 67 F

livebaseballscorecards.com

AB	33
R	5
H	9
RBI	5
BB	6
SO	9
LOB	20

Batter	1	2	3	4	5	6	7	8	9	AB	R	H	RBI	BB	SO	LOB
7 Alex Presley, L (1, 7) OBP: 0.667, SLG: 1.000	5 2B 1B	3-H 1B		36 1B 2-H 3B	E3 1-H 2-H 1B		G6-4-3 1-2f		FC6-4 1-2f	3	2	3	2	0	0	0
73 Robbie Grossman, S (5, PH) OBP: 0.286, SLG: 0.167 (5, 7)										3	0	1	0	0	0	4
5 Josh Harrison, R (1, 6) OBP: 0.800, SLG: 1.000	36 G4-3 65 1B 1-H 2B	K		36 1B 65 E BB	K			G1-3		2	2	1	1	1	1	1
3 Chase d'Arnaud, R (5, PH) OBP: 0.250, SLG: 0.250 (5, 6)										2	0	0	0	0	1	1
36 Yamaico Navarro, R (1, 4) OBP: 0.429, SLG: 0.333	G4-3 2-3		65 HR 1B	65 FC6-4 1-2 3-H 1B		K		G5-3		3	1	2	1	0	0	1
10 Anderson Hernandez, S (5, 4) OBP: 0.167, SLG: 0.167										2	0	0	0	0	1	0
65 Matt Hague, R (1, 10) OBP: 0.500, SLG: 0.875	3-H 1B		1-H HR	FC6-4 24 FC4-6 1-2f 2-H		30 PB 1B		1B		4	1	3	3	0	0	1
68 Eric Fryer, R (8, PH) OBP: 0.500, SLG: 0.500 (8, 10)										1	0	1	0	0	0	0
24 Pedro Alvarez, L (1, 5)	K		K	FC4-6 1-2f		K		K		3	0	0	0	0	2	2
69 Jordy Mercer, R (5, 5)										2	0	0	0	0	2	2
62 Gorkys Hernández, R (1, 8) OBP: 0.429, SLG: 0.333	K	K			K	P6 1-2			G5-3	3	0	0	0	0	3	1
30 Evan Chambers, R (5, 8)										2	0	0	0	0	0	1
46 Garrett Jones, L (1, 3) OBP: 0.400, SLG: 0.250	55 G5-4-3 7 1B 64 1B 1B	K			73 1B 73 E 64 1B BB		G6-3		P6	2	2	1	0	1	1	0
6 Jeff Clement, L (5, 3)										2	0	0	0	0	0	0
64 Starling Marte, R (1, 9) OBP: 0.571, SLG: 0.714	55 G5-4-3 1-2 1B		55 S 7 3B 1B	73 E 73 E 1-2 1B			3B		71 1B 1B	3	2	3	0	0	0	0
34 Quincy Latimore, R (5, 9) OBP: 1.000, SLG: 2.000										2	0	2	0	0	0	0
55 Michael McKenry, R (1, 2) OBP: 0.200, SLG: 0.200	G5-4-3 1-2f 2-3		G6-3 1-2	F8		73 G6-4-3 BB			73 FC6-4 1-2 1B	3	0	0	0	0	0	5
71 Tony Sanchez, R (6, 2) OBP: 1.000, SLG: 1.000										1	0	1	0	1	0	0
Inning Stats	R: 2 E: 0 K: 2 S: 10 H: 3 LOB: 1 BB: 0 P: 10	R: 1 E: 0 K: 1 S: 7 H: 3 LOB: 1 BB: 0 P: 7	R: 2 E: 0 K: 3 S: 12 H: 2 LOB: 0 BB: 0 P: 12	R: 3 E: 1 K: 0 S: 6 H: 3 LOB: 1 BB: 1 P: 11	R: 2 E: 1 K: 2 S: 9 H: 2 LOB: 1 BB: 1 P: 13	R: 0 E: 0 K: 2 S: 8 H: 1 LOB: 1 BB: 0 P: 9	R: 0 E: 0 K: 0 S: 3 H: 1 LOB: 1 BB: 1 P: 7	R: 0 E: 0 K: 1 S: 6 H: 1 LOB: 1 BB: 0 P: 6	R: 0 E: 0 K: 0 S: 5 H: 2 LOB: 2 BB: 0 P: 5	1B: 14 2B: 1 3B: 2 HR: 1 SF: 0 SAC: 0 DP: 2 HBP: 0	WP: 0 PB: 1 SB: 1 CS: 0 PA: 46					

PITCHER		IP	WLS	BF	H	R	ER	SO	BB	IBB	HBP	BLK	WP	HR	S	P	ERA	WHIP
17 Brian Matusz, L ERA: 13.5	(1, 1)	2.0	L	11	6	3	3	3	0	0	0	0	0	0	17	17	13.50	3.000
63 Kevin Gregg, R ERA: 18.0	(3, 1)	1.0		5	2	2	2	3	0	0	0	0	0	1	12	12	18.00	2.000
27 Matt Lindstrom, R ERA: 18.0	(4, 1)	1.0		7	3	3	2	0	1	0	0	0	0	0	6	11	18.00	4.000
56 Darren O'Day, R ERA:	(5, 1)	1.0		6	2	2	0	2	1	0	0	0	0	0	9	13	0.00	3.000
65 Oscar Villarreal, R ERA:	(6, 1)	1.0		4	1	0	0	2	0	0	0	0	0	0	8	9	0.00	1.000
40 Troy Patton, L ERA:	(7, 1)	2.0		8	2	0	0	1	1	0	0	0	0	0	9	13	0.00	1.500
95 Stu Pomeranz, R ERA:	(9, 1)	1.0		5	2	0	0	0	0	0	0	0	0	0	5	5	0.00	2.000

Pittsburgh Pirates @ Baltimore Orioles

Ed Smith Stadium, Sarasota, FL

Mon Mar 05 2012, 7:09 PM - 10:05 PM EST

Att. 6,228 - Clear - 70 F

TOP

livebaseballscorecards.com

AB	43
R	10
H	18
RBI	7
BB	3
SO	11
LOB	19

BOTTOM

Batter	1	2	3	4	5	6	7	8	9	AB	R	H	RBI	BB	SO	LOB
14 Nolan Reimold, R (1, 7) 71 L.J. Hoes, R (6, 7)	G1-3	K			K		G6-3			3 1	0 0	0 0	0 0	0 0	2 0	2 0
2 J.J. Hardy, R (1, 6) OBP: 0.667, SLG: 0.500 85 Manny Machado, R (5, PR) (6, 6)	K		BB		10 WP 1B		G4-3			2 1	0 0	1 0	0 0	1 0	1 0	0 0
10 Adam Jones, R (1, 8) OBP: 0.333, SLG: 0.333 90 Glynn Davis, R (6, 8)	12 E 1B		K		G1-3 1-2		F8			3 1	1 0	1 0	0 0	0 0	1 0	2 0
12 Mark Reynolds, R (1, 5) 86 Buck Britton, L (6, PR) (7, 5)	E9 1-H		K			68 E 6 G4-3 BB		G4-3		2 1	0 1	0 0	0 0	1 0	1 0	1 0
32 Matt Wieters, S (1, 2) 68 Steve Tolleson, R (6, 4)	G5-3		F9			E7 6 G4-3 19 1B 1-3		K		2 2	0 1	0 0	0 0	0 0	0 1	2 1
6 Ryan Adams, R (1, 10) OBP: 0.333, SLG: 0.333 95 Trent Mummey, L (8, PH) (9, 10)		19 1B 1B		G1-3		G4-3 2-3 3-H		F7		3 1	0 0	1 0	1 0	0 0	0 0	2 0
19 Chris Davis, L (1, 3) OBP: 0.667, SLG: 0.667 97 Edgardo Baez, R (6, PR) OBP: 1.000, SLG: 1.000 (7, 9)		1-2 1B		K		60 FC5-4 1B 3-H			60 G5-4-3 1B	3 1	0 0	2 1	1 0	0 0	1 0	0 0
13 Jai Miller, R (1, 9) 92 Jeff Larish, L (7, 3)	K		P4			K			F7	3 1	0 0	0 0	0 0	0 0	2 0	3 1
11 Robert Andino, R (1, 4) 60 John Hester, R (6, 2)	F9				G6-3	FC5-4 1-2f			G5-4-3 1-2f	2 2	0 0	0 0	0 0	0 0	0 0	2 2
Inning Stats	R: 1 E: 1 K: 1 S: 7 H: 1 LOB: 1 BB: 0 P: 7	R: 0 E: 0 K: 2 S: 9 H: 2 LOB: 2 BB: 0 P: 9	R: 0 E: 0 K: 2 S: 7 H: 0 LOB: 1 BB: 1 P: 11	R: 0 E: 0 K: 1 S: 5 H: 0 LOB: 0 BB: 0 P: 5	R: 0 E: 0 K: 1 S: 6 H: 1 LOB: 2 BB: 0 P: 7	R: 2 E: 1 K: 1 S: 7 H: 1 LOB: 1 BB: 1 P: 11	R: 0 E: 0 K: 0 S: 3 H: 0 LOB: 0 BB: 0 P: 3	R: 0 E: 0 K: 1 S: 5 H: 0 LOB: 0 BB: 0 P: 5	R: 0 E: 0 K: 0 S: 3 H: 1 LOB: 0 BB: 0 P: 3	1B: 6 2B: 0 3B: 0 HR: 0	SF: 0 SAC: 0 DP: 1 HBP: 0			WP: 1 PB: 0 SB: 0 CS: 0		PA: 36	

PITCHER		IP	WLS	BF	H	R	ER	SO	BB	IBB	HBP	BLK	WP	HR	S	P	ERA	WHIP
23 Jo-Jo Reyes, L ERA:	(1, 1)	1.2	W	9	3	1	0	2	0	0	0	0	0	0	13	13	0.00	1.800
47 Michael Dubee, R ERA:	(2, 1)	0.1	H	1	0	0	0	1	0	0	0	0	0	0	3	3	0.00	0.000
61 Justin Wilson, L ERA:	(3, 1)	2.0		7	0	0	0	3	1	0	0	0	0	0	12	16	0.00	0.500
48 Jared Hughes, R ERA:	(5, 1)	1.0		4	1	0	0	1	0	0	0	0	1	0	6	7	0.00	1.000
67 Duke Welker, R ERA:	(6, 1)	1.0		6	1	2	0	1	1	0	0	0	0	0	7	11	0.00	2.000

PITCHER		IP	WLS	BF	H	R	ER	SO	BB	IBB	HBP	BLK	WP	HR	S	P	ERA	WHIP
51 Bryan Morris, R ERA:	(7, 1)	1.0		3	0	0	0	0	0	0	0	0	0	0	3	3	0.00	0.000
43 Michael Crotta, R ERA:	(8, 1)	1.0		3	0	0	0	1	0	0	0	0	0	0	5	5	0.00	0.000
38 Tim Wood, R ERA:	(9, 1)	1.0		3	1	0	0	0	0	0	0	0	0	0	3	3	0.00	1.000

Pittsburgh Pirates @ Baltimore Orioles

Ed Smith Stadium, Sarasota, FL

Mon Mar 05 2012, 7:09 PM - 10:05 PM EST

Att. 6,228 - Clear - 70 F

livebaseballscorecards.com

AB	34
R	3
H	6
RBI	2
BB	2
SO	9
LOB	18

Batter	1	2	3	4	5	6	7	8	9	AB	R	H	RBI	BB	SO	LOB
2 Derek Jeter, R (1, 6) OBP: 0.167, SLG: 0.167	G4-3		24 G5-3 2-3 1B		G6-3		G6-3		F3	3	0	1	0	0	0	0
74 Doug Bernier, R (6, 6)										2	0	0	0	0	0	3
24 Robinson Canó, L (1, 4) OBP: 0.167, SLG: 0.167	G3-1		G5-3 1-2 3-H		F7			G4-3	1-3 2-H 3-H 2B	3	0	0	1	0	0	1
80 David Adams, R (6, 4) OBP: 0.250, SLG: 0.500										2	0	1	2	0	0	0
13 Alex Rodriguez, R (1, 5) OBP: 0.833, SLG: 1.600	25 BB BB		K			25 1B 17 SF7 1B		83 FC6-4 1B	P6	2	0	1	0	1	1	1
81 Melky Mesa, R (6, PR) OBP: 0.250, SLG: 0.250										2	1	1	0	0	0	2
25 Mark Teixeira, S (1, 3) OBP: 0.333, SLG: 0.200	BB 1-2		K			22 G5-3 1-3 1B		FC6-4 1-2f		2	0	1	0	1	1	1
83 Zoilo Almonte, S (6, PR) OBP: 0.750, SLG: 1.000										1	0	0	0	0	0	1
22 Andruw Jones, R (1, 10) OBP: 0.333, SLG: 0.200	F7			K		G5-3 1-2		G1-3		3	0	0	0	0	1	4
88 John Ryan Murphy, R (8, PH) OBP: 0.333, SLG: 0.333										1	0	0	0	0	0	1
17 Francisco Cervelli, R (1, 2)		F8		G5-3		SF7 3-H			E5 91 BB 19 1B 80 2B	2	0	0	1	0	0	0
90 Gary Sánchez, R (6, 2)										1	1	0	0	0	0	0
41 Chris Dickerson, L (1, 7) OBP: 0.500, SLG: 0.500		G4-3		1B		F9			91 BB 1-2 80 2B 1B	3	0	1	0	0	0	2
19 Ramiro Pena, S (6, 7) OBP: 0.400, SLG: 0.400										1	1	1	0	0	0	0
38 Dewayne Wise, L (1, 8) OBP: 0.250, SLG: 0.500		F9		F8			K		K	2	0	0	0	0	0	1
68 Brandon Laird, R (6, 5)										2	0	0	0	0	2	2
64 Justin Maxwell, R (1, 9) OBP: 0.125, SLG: 0.250			2 1B 24 G5-3 2B		G5-3		G6-3		80 2B 1-2 2-3 BB	2	1	1	0	0	0	0
91 Jorge Vazquez, R (6, 3) OBP: 0.400, SLG: 0.250										1	0	0	0	1	0	0
Inning Stats	R: 0 E: 0 K: 0 S: 3 H: 0 LOB: 2 BB: 2 P: 11	R: 0 E: 0 K: 0 S: 3 H: 0 LOB: 0 BB: 0 P: 3	R: 1 E: 0 K: 2 S: 9 H: 2 LOB: 1 BB: 0 P: 9	R: 0 E: 0 K: 1 S: 6 H: 1 LOB: 1 BB: 0 P: 6	R: 0 E: 0 K: 0 S: 3 H: 0 LOB: 0 BB: 0 P: 3	R: 1 E: 0 K: 0 S: 5 H: 2 LOB: 2 BB: 0 P: 5	R: 0 E: 0 K: 1 S: 5 H: 0 LOB: 0 BB: 0 P: 5	R: 0 E: 0 K: 0 S: 4 H: 1 LOB: 1 BB: 0 P: 4	R: 2 E: 1 K: 1 S: 8 H: 2 LOB: 2 BB: 1 P: 12	1B: 6 2B: 2 3B: 0 HR: 0 SF: 1 SAC: 0 DP: 0 HBP: 0	WP: 0 PB: 0 SB: 0 CS: 0 PA: 39					

PITCHER		IP	WLS	BF	H	R	ER	SO	BB	IBB	HBP	BLK	WP	HR	S	P	ERA	WHIP
29 Kevin Correia, R ERA:	(1, 1)	2.0		8	0	0	0	0	2	0	0	0	0	0	6	14	0.00	1.000
30 Chris Resop, R ERA: 4.5	(3, 1)	1.0	W	5	2	1	1	2	0	0	0	0	0	0	9	9	9.00	2.000
17 Ryota Igarashi, R ERA:	(4, 1)	1.0	H	4	1	0	0	1	0	0	0	0	0	0	6	6	0.00	1.000
77 Juan Cruz, R ERA:	(5, 1)	1.0	H	3	0	0	0	0	0	0	0	0	0	0	3	3	0.00	0.000
78 Doug Slaten, L ERA: 4.5	(6, 1)	1.0	H	5	2	1	1	0	0	0	0	0	0	0	5	5	9.00	2.000

PITCHER		IP	WLS	BF	H	R	ER	SO	BB	IBB	HBP	BLK	WP	HR	S	P	ERA	WHIP
63 Chris Leroux, R ERA: 4.5	(7, 1)	1.0	H	3	0	0	0	1	0	0	0	0	0	0	5	5	0.00	0.000
44 Tony Watson, L ERA: 13.5	(8, 1)	1.0	H	4	1	0	0	0	0	0	0	0	0	0	4	4	0.00	1.000
25 Daniel McCutchen, R ERA: 4.5	(9, 1)	1.0		7	2	2	0	1	1	0	0	0	0	0	8	12	0.00	3.000

TOP

New York Yankees @ Pittsburgh Pirates

McKechnie Field, Bradenton, FL

Tue Mar 06 2012, 1:07 PM - 4:08 PM EST

Att. 6,595 - Sunny - 79 F

livebaseballscorecards.com

AB	35
R	4
H	8
RBI	4
BB	3
SO	5
LOB	19

Batter	1	2	3	4	5	6	7	8	9	AB	R	H	RBI	BB	SO	LOB
31 Jose Tabata, R (1, 9) OBP: 0.200, SLG: 0.200 64 Starling Marte, R (6, 9) OBP: 0.667, SLG: 0.778	0-0 12 1B 22 1B 1B		0-3 ② K	0-0 ③ F9			0-0 69 CS 1B	0-0 ② 69 FC5-4 1-3 1B		3 2	1 0	1 2	0 0	0 0	1 0	2 0
12 Clint Barmes, R (1, 6) OBP: 0.400, SLG: 0.400 69 Jordy Mercer, R (6, 6) OBP: 0.333, SLG: 0.400	0-0 14 G4-6-3 22 1B 1-2 1B		0-0 22 2B 1B		0-3 ① K		1-0 ② 2 1B 1-2 2B	0-0 ③ FC5-4 1-2f		3 2	1 1	2 1	0 0	0 0	1 0	0 1
22 Andrew McCutchen, R (1, 8) OBP: 0.500, SLG: 0.600 2 Nate McLouth, L (6, 8) OBP: 0.667, SLG: 0.750	0-0 14 G4-6-3 1-2 2-H 1B		0-0 1-H 2B		0-0 E5 14 FC5-4		0-0 2-H 1B			3 1	0 0	2 1	2 1	0 0	0 0	0 0
14 Casey McGehee, R (1, 3) 6 Jeff Clement, L (6, 3)	0-0 ①② G4-6-3 1-2f 2-3		0-0 ③ F8		0-0 ② FC5-4 1-2f		0-0 ③ G5-3			3 1	0 0	0 0	0 0	0 0	0 0	4 1
18 Neil Walker, S (1, 4) OBP: 0.200, SLG: 0.200 10 Anderson Hernandez, S (6, 4) OBP: 0.286, SLG: 0.286	0-3 ③ K2-3			0-0 36 1B 19 E 1B	0-0 ③ F8			0-0 68 1B 36 2B 1B		3 1	1 1	1 1	0 0	0 0	1 0	2 0
26 Rod Barajas, R (1, 2) OBP: 0.400, SLG: 0.400 68 Eric Fryer, R (7, 2) OBP: 0.667, SLG: 0.667		0-0 ① L7		0-0 ① F8		0-0 ① G6-3		0-0 36 2B 1-2 1B		3 1	0 1	0 1	0 0	0 0	0 0	1 0
36 Yamaico Navarro, R (1, 10) OBP: 0.545, SLG: 0.600		0-0 ② F9		0-0 19 FC6-4 1-2 1B		0-0 19 G5-4-3 1B		0-0 41 1B 1-H 2-H 2B		4	1	3	2	0	0	0
19 Nick Evans, R (1, 5) OBP: 0.143, SLG: 0.571 41 Jake Fox, R (7, 5) OBP: 0.143, SLG: 0.143		0-0 ③ F7		0-0 ② FC6-4 1-2f 2-H		0-0 ②③ G5-4-3 1-2f		0-0 64 1B 2-H 1B		3 1	0 0	0 1	0 1	0 0	0 0	2 0
49 Brandon Boggs, S (1, 7) 73 Robbie Grossman, S (7, 7) OBP: 0.222, SLG: 0.125			0-0 ① P5	4-0 BB			0-3 ① K	0-3 ① K		1 2	0 0	0 0	0 0	1 0	0 2	0 1
Inning Stats	R: 1 E: 0 K: 1 S: 7 H: 3 LOB: 1 BB: 0 P: 7	R: 0 E: 0 K: 0 S: 3 H: 0 LOB: 0 BB: 0 P: 3	R: 1 E: 0 K: 1 S: 7 H: 2 LOB: 1 BB: 0 P: 7	R: 1 E: 1 K: 0 S: 5 H: 2 LOB: 2 BB: 1 P: 9	R: 0 E: 1 K: 1 S: 6 H: 0 LOB: 1 BB: 0 P: 6	R: 0 E: 0 K: 0 S: 3 H: 1 LOB: 0 BB: 0 P: 3	R: 1 E: 0 K: 1 S: 7 H: 3 LOB: 1 BB: 0 P: 8	R: 3 E: 0 K: 1 S: 9 H: 5 LOB: 1 BB: 0 P: 9		1B: 13 2B: 3 3B: 0 HR: 0 SF: 0 SAC: 0 DP: 2 HBP: 0						

PITCHER		IP	WLS	BF	H	R	ER	SO	BB	IBB	HBP	BLK	WP	HR	S	P	ERA	WHIP
52 CC Sabathia, L ERA: 4.5	(1, 1)	2.0		8	3	1	1	1	0	0	0	0	0	0	10	10	4.50	1.500
65 Phil Hughes, R ERA: 6.75	(3, 1)	1.1	L	8	4	2	1	1	0	0	0	0	0	0	10	10	6.75	3.000
93 Brett Marshall, R ERA:	(4, 1)	1.2		7	0	0	0	1	1	0	0	0	0	0	8	12	0.00	0.600
95 Graham Stoneburner, R ERA: 4.5	(6, 1)	2.0		8	4	1	1	1	0	0	0	0	0	0	10	11	4.50	2.000
96 Chase Whitley, R ERA: 13.5	(8, 1)	1.0		7	5	3	3	1	0	0	0	0	0	0	9	9	27.00	5.000

PITCHER	IP	WLS	BF	H	R	ER	SO	BB	IBB	HBP	BLK	WP	HR	S	P	ERA	WHIP

BOTTOM

New York Yankees @ Pittsburgh Pirates

McKechnie Field, Bradenton, FL

Tue Mar 06 2012, 1:07 PM - 4:08 PM EST

Att. 6,595 - Sunny - 79 F

livebaseballscorecards.com

AB	37
R	7
H	16
RBI	6
BB	1
SO	5
LOB	14

Toronto Blue Jays @ Pittsburgh Pirates

McKechnie Field, Bradenton, FL

Wed Mar 07 2012, 1:07 PM - 4:04 PM EST

Att. 4,446 - Partly Cloudy - 81 F

TOP

livebaseballscorecards.com

Batter	1	2	3	4	5	6	7	8	9	AB	R	H	RBI	BB	SO	LOB
5 Yunel Escobar, R (1, 6) OBP: 0.111, SLG: 0.111	L4		F8		45 HR 1B 3-H	2-3 2B		3-2 HR		3	0	1	1	0	0	0
1 Luis Valbuena, L (5, PR) OBP: 0.714, SLG: 1.333 (5, 6)										2	2	2	1	0	0	0
45 Travis Snider, L (1, 7) OBP: 0.250, SLG: 0.583	F9		P6		1-H HR	G4-3		K		4	1	1	2	0	0	1
Michael Crouse, R (6, 7)										1	0	0	0	0	1	0
15 Travis d'Arnaud, R (1, 2) OBP: 0.143, SLG: 0.286	K			F9	26 2B 2B		G5-3	1B		3	1	1	0	0	1	0
71 A.J. Jimenez, R (6, 2) OBP: 0.500, SLG: 0.500										2	0	1	0	0	0	0
26 Adam Lind, L (1, 10) OBP: 0.333, SLG: 0.286		G4-3		P5	74 WP 2-H 2B		HR	K		3	0	1	1	0	0	0
68 Yan Gomes, R (7, PH) OBP: 0.400, SLG: 1.000 (7, 10)										2	1	1	1	0	1	1
30 David Cooper, L (1, 3) OBP: 0.357, SLG: 0.273		74 2B 1B		11 1B 11 WP BB	F7		81 1B 62 2B HBP	G4-3		3	1	1	0	1	0	3
11 Rajai Davis, R (1, 8) OBP: 0.500, SLG: 0.429		F7		74 S 1-3 1B	P4		62 2B 1-2 1B		G6-3	3	0	1	0	0	0	3
81 Jake Marisnick, R (5, 8) OBP: 0.500, SLG: 0.500										2	1	1	0	0	0	0
74 Moisés Sierra, R (1, 9) OBP: 0.333, SLG: 0.455	1-3 2B		1-2 BB		P3 2-3		K		F8	4	0	1	0	1	1	4
18 Mike McCoy, R (1, 4) OBP: 0.429, SLG: 0.500	F8		F8			1 CS 2B	1-H 2-H 2B		K	3	0	1	0	0	0	5
62 Jonathan Diaz, R (6, 4) OBP: 0.333, SLG: 0.500										2	0	1	2	0	1	0
39 Brian Bocock, R (1, 5) OBP: 0.500, SLG: 0.750			P3		5 1B 3B	P3	K			3	1	1	0	0	0	1
Kellen Sweeney, L (6, 5)										1	0	0	0	0	1	1

	AB	41
	R	8
	H	15
	RBI	8
	BB	2
	SO	6
	LOB	19

Inning Stats	1	2	3	4	5	6	7	8	9
	R: 0 E: 0 K: 1 S: 5	H: 0 LOB: 0 BB: 0 P: 5	R: 0 E: 0 K: 0 S: 5	H: 2 LOB: 2 BB: 0 P: 5	R: 0 E: 0 K: 0 S: 3	H: 0 LOB: 0 BB: 0 P: 3	R: 0 E: 0 K: 0 S: 4	H: 1 LOB: 3 BB: 2 P: 14	R: 4 E: 0 K: 0 S: 9	H: 5 LOB: 2 BB: 0 P: 12	R: 0 E: 0 K: 0 S: 4	H: 2 LOB: 1 BB: 0 P: 5	R: 3 E: 0 K: 2 S: 11	H: 3 LOB: 1 BB: 0 P: 14	R: 1 E: 0 K: 2 S: 11	H: 2 LOB: 1 BB: 0 P: 14	R: 0 E: 0 K: 1 S: 5	H: 0 LOB: 0 BB: 0 P: 5

1B: 5	SF: 0	WP: 2	PA: 44
2B: 6	SAC: 0	PB: 0	
3B: 1	DP: 0	SB: 1	
HR: 3	HBP: 1	CS: 1	

PITCHER		IP	WLS	BF	H	R	ER	SO	BB	IBB	HBP	BLK	WP	HR	S	P	ERA	WHIP
27 Jeff Karstens, R ERA:	(1, 1)	3.0		11	2	0	0	1	0	0	0	0	0	0	13	13	0.00	0.667
32 Brad Lincoln, R ERA: 18.0	(4, 1)	1.0		11	6	4	4	0	2	0	0	0	1	1	10	22	36.00	8.000
Jumbo Díaz, R ERA:	(5, 1)	1.0		3	0	0	0	0	0	0	0	0	1	0	3	4	0.00	0.000
37 Jeff Locke, L ERA: 13.5	(6, 1)	2.0	L	11	5	3	3	2	0	0	1	0	0	1	15	19	13.50	2.500
47 Evan Meek, R ERA: 21.6	(8, 1)	1.0		5	2	1	1	2	0	0	0	0	0	1	11	14	9.00	2.000

PITCHER		IP	WLS	BF	H	R	ER	SO	BB	IBB	HBP	BLK	WP	HR	S	P	ERA	WHIP
39 Jason Grilli, R ERA:	(9, 1)	1.0		3	0	0	0	1	0	0	0	0	0	0	5	5	0.00	0.000

BOTTOM

Toronto Blue Jays @ Pittsburgh Pirates

McKechnie Field, Bradenton, FL

Wed Mar 07 2012, 1:07 PM - 4:04 PM EST

Att. 4,446 - Partly Cloudy - 81 F

livebaseballscorecards.com

Batter	1	2	3	4	5	6	7	8	9	AB	R	H	RBI	BB	SO	LOB
7 Alex Presley, L (1, 7)	S S S 0-3 K ①	X 0-0 ③ 2-H 3-H 1B			X 0-0 G5-3 ①		B B B B 4-0 64 HR BB		X 0-0 F9 ①	3	0	1	1	0	1	0
49 Brandon Boggs, S (6, 9)										1	1	0	0	1	0	1
31 Jose Tabata, R (1, 9)	X 0-0 G6-3 ②		X 0-0 F9 ①		X 0-0 22 S 1B		X 0-0 1-H HR		X 0-0 1-2 1B	3	0	1	0	0	0	0
OBP: 0.250, SLG: 0.250																
64 Starling Marte, R (6, 8)										2	1	2	2	0	0	0
OBP: 0.727, SLG: 1.091																
22 Andrew McCutchen, R (1, 8)	X 0-0 G6-3 ③		X 0-0 G6-3 ②		B X 1-0 F7 ② 1-2		X 0-0 G4-3 ①		X 0-0 F4 ②	3	0	0	0	0	0	1
OBP: 0.333, SLG: 0.375																
65 Matt Hague, R (6, 3)										2	0	0	0	0	0	2
OBP: 0.400, SLG: 0.700																
46 Garrett Jones, L (1, 3)		S S S 0-3 K ①	B B C C X 2-2 HR		C C C 0-3 K ③		X 0-0 F8 ②		C C C 0-3 K ③	3	1	1	1	0	2	1
OBP: 0.375, SLG: 0.714																
37 Jeff Locke, L (6, 1)										0	0	0	0	0	0	0
41 Jake Fox, R (7, PH)										1	0	0	0	0	0	0
OBP: 0.125, SLG: 0.125																
47 Evan Meek, R (8, 1)										0	0	0	0	0	0	0
39 Jason Grilli, R (9, 1)										0	0	0	0	0	0	0
71 Tony Sanchez, R (9, PH)										1	0	0	0	0	1	2
OBP: 0.667, SLG: 0.500																
24 Pedro Alvarez, L (1, 5)		B B B C C C X 3-2 HR	S S S 0-3 K ③			X 0-0 69 FC1-5 10 1B 1B	X 0-0 F7 ③			3	1	2	1	0	1	0
OBP: 0.250, SLG: 0.625																
73 Robbie Grossman, S (6, PR)										0	0	0	0	0	0	0
OBP: 0.222, SLG: 0.125																
19 Nick Evans, R (7, 5)										1	0	0	0	0	0	0
OBP: 0.125, SLG: 0.500																
12 Clint Barmes, R (1, 6)		X 0-0 5 2B 2B		X 0-0 P3 ①		X 0-0 69 FC1-5 1-2 1B		X 0-0 F8 ①		2	1	1	0	0	0	0
OBP: 0.429, SLG: 0.571																
10 Anderson Hernandez, S (6, 6)										2	0	1	0	0	0	0
OBP: 0.333, SLG: 0.333																
5 Josh Harrison, R (1, 4)		X 0-0 55 PB 7 1B 2-H 2B		X 0-0 2B		X 0-0 FC1-5 ① 1-2 2-3f		X 0-0 G6-3 ②		2	1	2	1	0	0	0
OBP: 0.857, SLG: 1.500																
69 Jordy Mercer, R (6, 4)										2	0	0	0	0	0	2
OBP: 0.250, SLG: 0.286																
55 Michael McKenry, R (1, 2)		B B B B 4-0 27 SH2-3 7 1B 2-3 BB		X 0-0 F9 ②		X 0-0 F9 ②		X 0-0 G6-3 ③		1	0	0	0	1	0	1
OBP: 0.286, SLG: 0.167																
68 Eric Fryer, R (6, 2)										2	0	0	0	0	0	2
OBP: 0.400, SLG: 0.400																
27 Jeff Karstens, R (1, 1)		X 0-0 SH2-3 ② 1-2		X 0-0 G4-3 ③		X 0-0 F7 ③			X 0-0 64 1B 1B	0	0	0	0	0	0	0
32 Brad Lincoln, L (4, 1)										1	0	0	0	0	0	1
Jumbo Díaz, R (5, 1)										0	0	0	0	0	0	0
2 Nate McLouth, L (6, 7)										2	0	1	0	0	0	2
OBP: 0.625, SLG: 0.667																

	AB	37
	R	6
	H	12
	RBI	6
	BB	2
	SO	5
	LOB	15

Inning Stats	1	2	3	4	5	6	7	8	9
R:	0	3	1	0	0	0	2	0	0
H:	0	4	1	0	1	2	1	0	2
E:	0	0	0	0	0	0	0	0	0
LOB:	0	2	0	0	1	2	0	0	2
K:	1	1	1	0	0	0	0	0	1
BB:	0	1	0	0	1	0	1	0	0
S:	5	10	8	4	6	5	4	3	7
P:	5	17	10	4	7	5	8	3	7

	1B:	6	SF:	0	WP:	0	PA:	40
	2B:	3	SAC:	1	PB:	1		
	3B:	0	DP:	0	SB:	1		
	HR:	3	HBP:	0	CS:	0		

PITCHER		IP	WLS	BF	H	R	ER	SO	BB	IBB	HBP	BLK	WP	HR	S	P	ERA	WHIP
4 Kyle Drabek, R	(1, 1)	2.0		10	4	3	3	2	1	0	0	0	0	1	15	22	13.50	2.500
ERA: 9.0																		
69 Drew Hutchison, R	(3, 1)	2.0		8	2	1	1	1	0	0	0	0	0	1	12	14	4.50	1.000
ERA: 4.5																		
72 Deck McGuire, R	(5, 1)	2.0	W	9	3	0	0	1	0	0	0	0	0	0	11	12	0.00	1.500
ERA:																		
75 Ryan Tepera, R	(7, 1)	2.0	H	8	1	2	2	0	1	0	0	0	0	1	7	11	9.00	1.000
ERA: 6.0																		
56 Robert Coello, R	(9, 1)	1.0	S	5	2	0	0	1	0	0	0	0	0	0	7	7	0.00	2.000
ERA: 9.0																		

PITCHER	IP	WLS	BF	H	R	ER	SO	BB	IBB	HBP	BLK	WP	HR	S	P	ERA	WHIP

Batter	1	2	3	4	5	6	7	8	9	10	AB	R	H	RBI	BB	SO	LOB
7 Alex Presley, L (1, 7) OBP: 0.500, SLG: 0.667	14 CS 5 S 1B		P3		F8		F8			71 PB 1B	3	0	1	0	0	0	1
48 Jared Hughes, R (5, 1)											0	0	0	0	0	0	0
36 Yamaico Navarro, R (6, 5) OBP: 0.538, SLG: 0.583											2	0	1	0	0	0	0
5 Josh Harrison, R (1, 6) OBP: 0.700, SLG: 1.000	L6 1-2			G4-3		14 S 14 1B 1B		1-1 HR		F9	3	1	1	0	0	0	1
64 Starling Marte, R (6, 8) OBP: 0.692, SLG: 1.231											2	1	1	1	0	0	1
14 Casey McGehee, R (1, 5) OBP: 0.125, SLG: 0.125	K 2-3			F9		26 2B 65 G6-3 1-H 1B		0-3 K		1-3 K 1-2	3	1	1	1	0	1	1
71 Tony Sanchez, R (6, 2) OBP: 0.400, SLG: 0.250											2	0	0	0	0	2	1
26 Rod Barajas, R (1, 2) OBP: 0.500, SLG: 0.625		G6-3		2 E 65 1B 1B		2 1B 62 SF9 1-3 2B		F9			3	0	2	0	0	0	0
70 Brock Holt, L (6, PR)											0	1	0	0	0	0	0
19 Nick Evans, R (6, 3) OBP: 0.111, SLG: 0.444											1	0	0	0	0	0	0
65 Matt Hague, R (1, 3) OBP: 0.385, SLG: 0.615		K		2 E 1-2 1B		G6-3 3-H		F8			3	0	1	1	0	1	1
73 Robbie Grossman, S (6, 9) OBP: 0.200, SLG: 0.111											1	0	0	0	0	0	0
(8, 7)																	
2 Nate McLouth, L (1, 8) OBP: 0.545, SLG: 0.556		F8		FC4 1-2 2-3		3 CS 2-3 1B			K		3	0	1	0	0	0	2
10 Anderson Hernandez, S (6, 6) OBP: 0.300, SLG: 0.300											1	0	0	0	0	1	0
62 Gorkys Hernández, R (1, 9) OBP: 0.300, SLG: 0.250			P3	G6-3		SF9 3-H			F7		2	0	0	1	0	0	3
57 Daniel Moskos, R (6, 1)											0	0	0	0	0	0	0
51 Bryan Morris, L (8, 1)											0	0	0	0	0	0	0
6 Jeff Clement, L (9, PH)											1	0	0	0	0	0	0
43 Michael Crotta, R (9, 1)											0	0	0	0	0	0	0
47 Michael Dubee, R (10, 1)											0	0	0	0	0	0	0
3 Chase d'Arnaud, R (1, 4) OBP: 0.286, SLG: 0.286			53 SH2-3 1B		F7	CS 1-2	G6-3		G4-3		3	0	1	0	0	0	0
69 Jordy Mercer, R (7, 4) OBP: 0.222, SLG: 0.250											1	0	0	0	0	0	0
53 James McDonald, L (1, 1)			SH2-3 1-2		K		P6			K	0	0	0	0	0	0	0
61 Justin Wilson, L (4, 1)											0	0	0	0	0	0	0
83 Brian Tallet, L (4, 1)											0	0	0	0	0	0	0
49 Brandon Boggs, S (5, PH)											3	0	0	0	0	2	0
(5, 7)																	
(8, 9)																	
Inning Stats	R: 0 E: 0 K: 1 S: 6 H: 1 LOB: 0 BB: 0 P: 6	R: 0 E: 0 K: 1 S: 5 H: 0 LOB: 0 BB: 0 P: 5	R: 0 E: 0 K: 0 S: 4 H: 1 LOB: 1 BB: 0 P: 4	R: 0 E: 1 K: 0 S: 6 H: 2 LOB: 3 BB: 0 P: 6	R: 0 E: 0 K: 1 S: 5 H: 0 LOB: 0 BB: 0 P: 5	R: 3 E: 0 K: 0 S: 8 H: 4 LOB: 1 BB: 0 P: 8	R: 0 E: 0 K: 0 S: 3 H: 0 LOB: 0 BB: 0 P: 3	R: 1 E: 0 K: 1 S: 7 H: 1 LOB: 0 BB: 0 P: 8	R: 0 E: 0 K: 1 S: 5 H: 0 LOB: 0 BB: 0 P: 5	R: 0 E: 0 K: 2 S: 8 H: 1 LOB: 1 BB: 0 P: 9	1B: 8 2B: 1 3B: 0 HR: 1	SF: 1 SAC: 1 DP: 0 HBP: 0					

PITCHER		IP	WLS	BF	H	R	ER	SO	BB	IBB	HBP	BLK	WP	HR	S	P	ERA	WHIP
35 Cole Hamels, L ERA: 1.59	(1, 1)	3.2		15	4	0	0	2	0	0	0	0	0	0	20	20	0.00	1.091
47 Dave Bush, R ERA: 8.31	(4, 1)	2.1	H	10	4	3	3	1	0	0	0	0	0	0	14	14	11.57	1.714
37 Antonio Bastardo, L ERA:	(7, 1)	1.0	H	3	0	0	0	0	0	0	0	0	0	0	3	3	0.00	0.000
67 David Purcey, L ERA: 4.5	(8, 1)	1.0	B	4	1	1	1	1	0	0	0	0	0	1	7	8	9.00	1.000
43 Phillippe Aumont, R ERA: 4.5	(9, 1)	1.0		3	0	0	0	1	0	0	0	0	0	0	5	5	0.00	0.000

PITCHER		IP	WLS	BF	H	R	ER	SO	BB	IBB	HBP	BLK	WP	HR	S	P	ERA	WHIP
44 Michael Schwimer, R ERA:	(10, 1)	1.0	W	4	1	0	0	2	0	0	0	0	0	0	8	9	0.00	1.000

TOP

Pittsburgh Pirates @ Philadelphia Phillies
Bright House Field, Clearwater, FL
Thu Mar 08 2012, 1:10 PM - 4:17 PM EST
Att. 8,320 - Sunny - 80 F

livebaseballscorecards.com

AB	37
R	4
H	10
RBI	4
BB	0
SO	7
LOB	11

1B: 8	SF: 1	WP: 0	PA: 40
2B: 1	SAC: 1	PB: 1	
3B: 0	DP: 0	SB: 2	
HR: 1	HBP: 0	CS: 2	

Batter	1	2	3	4	5	6	7	8	9	10	AB	R	H	RBI	BB	SO	LOB
11 Jimmy Rollins, S (1, 6) OBP: 0.308, SLG: 0.182	B2-3		G3-1		F9	E5			29 FC6-5 2B		3	0	0	0	0	0	0
7 Michael Martinez, S (6, 6) OBP: 0.333, SLG: 0.727											2	0	1	0	0	0	0
27 Placido Polanco, R (1, 5) OBP: 0.667, SLG: 0.600	8 G3 HBP		G4-3		8 HR 1B	L6			FC6-5 64 FC3-6 2-3		2	1	1	0	0	0	0
29 Hector Luna, R (6, 5) OBP: 0.364, SLG: 0.700											2	0	0	0	0	0	2
8 Shane Victorino, S (1, 8) OBP: 0.231, SLG: 0.462	G3 1-2			G5-3	HR 1-H		P3		FC3-6 22 S 1-2f		3	1	1	2	0	0	1
64 Tyson Gillies, L (6, 8) OBP: 0.364, SLG: 0.400											2	0	0	0	0	0	1
25 Jim Thome, L (1, 10) OBP: 0.364, SLG: 0.400	F7			15 BB 19 BB 24 BB 1B	G1-3		K		G6-3 1-2		3	1	1	0	0	0	1
22 Scott Podsednik, L (7, PH) (8, 10) OBP: 0.500, SLG: 0.700											2	0	0	0	0	1	1
3 Hunter Pence, R (1, 9) OBP: 0.385, SLG: 0.833		24 2B 1B		P6	24 WP 1B		G6-3			HR	3	1	2	0	0	0	1
16 Luis Montanez, R (6, 9) OBP: 0.429, SLG: 1.333											2	1	1	1	0	0	0
24 Ty Wigginton, R (1, 4) OBP: 0.538, SLG: 0.625		15 F7-4 1-H 2B		19 BB 15 BB 1-2 BB	1-2 BB			28 SH3-4 1B			1	0	1	1	2	0	0
13 Freddy Galvis, S (6, 4) OBP: 0.357, SLG: 0.500											1	0	1	0	0	0	0
15 John Mayberry Jr., R (1, 3) OBP: 0.286, SLG: 0.308		F7-4 2-2		19 BB 1-2 2-3 BB	G3-1			SH3-4 1-2			2	0	0	0	1	0	3
28 Kevin Frandsen, R (6, 3) OBP: 0.154, SLG: 0.333											0	0	0	0	0	0	0
19 Laynce Nix, L (1, 7)		K		1-2 2-3 3-H BB	77 G6-4-3 BB			L6			2	0	0	1	2	1	1
23 Brian Schneider, L (1, 2)			G4-3	P5		G6-4-3 1-2f		L4			2	0	0	0	0	0	3
77 Tuffy Gosewisch, R (6, 2) OBP: 0.286, SLG: 0.286											2	0	0	0	0	0	2
Inning Stats	R: 0 H: 0 E: 0 LOB: 1 K: 0 BB: 0 S: 3 P: 4	R: 1 H: 2 E: 0 LOB: 0 K: 1 BB: 0 S: 6 P: 6	R: 0 H: 0 E: 0 LOB: 0 K: 0 BB: 0 S: 3 P: 3	R: 1 H: 1 E: 0 LOB: 3 K: 0 BB: 3 S: 4 P: 16	R: 2 H: 3 E: 0 LOB: 2 K: 0 BB: 1 S: 8 P: 15	R: 0 H: 0 E: 1 LOB: 1 K: 0 BB: 1 S: 3 P: 7	R: 0 H: 0 E: 0 LOB: 0 K: 1 BB: 0 S: 5 P: 5	R: 0 H: 1 E: 0 LOB: 1 K: 0 BB: 0 S: 4 P: 4	R: 0 H: 1 E: 0 LOB: 1 K: 0 BB: 0 S: 4 P: 5	R: 1 H: 1 E: 0 LOB: 0 K: 0 BB: 0 S: 3 P: 6	1B: 5 2B: 3 3B: 0 HR: 2	SF: 0 SAC: 1 DP: 2 HBP: 1					

WP: 1 PB: 0 SB: 1 CS: 0 PA: 41

PITCHER	IP	WLS	BF	H	R	ER	SO	BB	IBB	HBP	BLK	WP	HR	S	P	ERA	WHIP
53 James McDonald, R (1, 1) ERA: 5.4	3.0		11	2	1	1	1	0	0	1	0	0	0	12	13	3.00	0.667
61 Justin Wilson, L (4, 1) ERA: 3.38	0.2		6	1	1	1	0	3	0	0	0	0	0	3	15	13.50	6.000
83 Brian Tallet, L (4, 1) ERA:	0.1		1	0	0	0	0	0	0	0	0	0	0	1	1	0.00	0.000
48 Jared Hughes, R (5, 1) ERA: 9.0	1.0		7	3	2	2	0	1	0	0	0	1	1	8	15	18.00	4.000
57 Daniel Moskos, L (6, 1) ERA:	2.0		7	0	0	0	1	1	0	0	0	0	0	8	12	0.00	0.500

PITCHER	IP	WLS	BF	H	R	ER	SO	BB	IBB	HBP	BLK	WP	HR	S	P	ERA	WHIP
51 Bryan Morris, R (8, 1) ERA:	1.0		4	1	0	0	0	0	0	0	0	0	0	4	4	0.00	1.000
43 Michael Crotta, R (9, 1) ERA:	1.0		4	1	0	0	0	0	0	0	0	0	0	4	5	0.00	1.000
47 Michael Dubee, R (10, 1) ERA: 27.0	0.0	L	1	1	1	1	0	0	0	0	0	0	1	3	6	∞	∞

BOTTOM

Pittsburgh Pirates @ Philadelphia Phillies
Bright House Field, Clearwater, FL
Thu Mar 08 2012, 1:10 PM - 4:17 PM EST
Att. 8,320 - Sunny - 80 F

livebaseballscorecards.com

AB	34
R	5
H	9
RBI	5
BB	5
SO	2
LOB	16

Pittsburgh Pirates @ Boston Red Sox

JetBlue Park, Ft. Myers, FL

Fri Mar 09 2012, 7:19 PM - 10:30 PM EST

Att. 9,248 - Rain - 70 F

TOP

livebaseballscorecards.com

Batter	1	2	3	4	5	6	7	8	9	AB	R	H	RBI	BB	SO	LOB
31 Jose Tabata, R (1, 9) OBP: 0.333, SLG: 0.500 79 Gregory Polanco, L (6, 9)	G5-3		L6 1-2		12 2B 2-H 2B	1-3 2-H 2B			K	4 1	1 0	2 0	2 0	0 0	0 1	1 0
12 Clint Barmes, R (1, 6) OBP: 0.455, SLG: 0.636 3 Chase d'Arnaud, R (6, 6) OBP: 0.250, SLG: 0.250	22 1B 46 G4-3 1B		P3		22 2B 2-H 2B	F7			F8	4 1	2 0	2 0	1 0	0 0	0 0	3 0
22 Andrew McCutchen, R (1, 8) OBP: 0.500, SLG: 0.727 62 Gorkys Hernández, R (6, 8) OBP: 0.333, SLG: 0.222	46 G4-3 1-3 1B		2-H 2B		46 1B 2-H 2B		19 G5-3 19 S BB		L9	3 1	1 0	3 0	2 0	0 1	0 0	0 0
46 Garrett Jones, L (1, 3) OBP: 0.364, SLG: 0.600 41 Jake Fox, R (6, 3) OBP: 0.111, SLG: 0.111	G4-3 1-2 3-H		P4		19 G4-6-3 2-H 1B		F9			3 1	0 0	1 0	2 0	0 0	0 0	2 1
19 Nick Evans, R (1, 10) OBP: 0.077, SLG: 0.308	F8			P3	G4-6-3 1-2f		G5-3 1-3			4	0	0	0	0	0	3
24 Pedro Alvarez, L (1, 5) OBP: 0.182, SLG: 0.455 36 Yamaico Navarro, R (6, 5) OBP: 0.500, SLG: 0.538		G4-3		G5-3		G4-3	K			3 1	0 0	0 0	0 0	0 0	0 1	0 1
49 Brandon Boggs, S (1, 7) 73 Robbie Grossman, S (6, 7) OBP: 0.182, SLG: 0.100		K		G4-3		68 BB BB		K		2 1	0 0	0 0	0 0	1 0	1 1	0 0
68 Eric Fryer, R (1, 2) OBP: 0.500, SLG: 0.429 71 Tony Sanchez, R (7, 2) OBP: 0.333, SLG: 0.200		F8			69 G3 31 2B 1B	1 SAFE 69 1B 1-2 31 2B BB		P3		2 1	2 0	1 0	0 0	1 0	0 0	0 0
69 Jordy Mercer, R (1, 4) OBP: 0.333, SLG: 0.300 10 Anderson Hernandez, S (6, 4) OBP: 0.273, SLG: 0.273			31 S 22 2B HBP		G3 1-2	31 2B 1-2 1B		G4-3		2 1	1 0	1 0	0 0	0 0	0 0	1 0
Inning Stats	R: 1 E: 0 K: 0 S: 6 H: 2 LOB: 1 BB: 0 P: 6	R: 0 E: 0 K: 1 S: 5 H: 0 LOB: 0 BB: 0 P: 5	R: 1 E: 0 K: 0 S: 5 H: 1 LOB: 1 BB: 0 P: 6	R: 0 E: 0 K: 0 S: 3 H: 0 LOB: 0 BB: 0 P: 3	R: 4 E: 0 K: 0 S: 7 H: 5 LOB: 0 BB: 0 P: 7	R: 1 E: 0 K: 0 S: 4 H: 2 LOB: 2 BB: 2 P: 12	R: 0 E: 0 K: 1 S: 5 H: 0 LOB: 1 BB: 1 P: 10	R: 0 E: 0 K: 1 S: 5 H: 0 LOB: 0 BB: 0 P: 5	R: 0 E: 0 K: 1 S: 5 H: 0 LOB: 0 BB: 0 P: 5	1B: 5 2B: 5 3B: 0 HR: 0 SF: 0 SAC: 0 DP: 1 HBP: 1						

	AB	35
	R	7
	H	10
	RBI	7
	BB	3
	SO	4
	LOB	12

WP: 0 PB: 0 SB: 2 CS: 0 PA: 39

PITCHER		IP	WLS	BF	H	R	ER	SO	BB	IBB	HBP	BLK	WP	HR	S	P	ERA	WHIP
11 Clay Buchholz, R ERA: 3.6	(1, 1)	3.0	L	13	3	2	2	1	0	0	1	0	0	0	16	17	6.00	1.000
44 Vicente Padilla, R ERA: 9.0	(4, 1)	2.0		10	5	4	4	0	0	0	0	0	0	0	10	10	18.00	2.500
79 Will Inman, R ERA: 6.75	(6, 1)	2.0		10	2	1	1	1	3	0	0	0	0	0	9	22	4.50	2.500
64 Michael Bowden, R ERA:	(8, 1)	1.0		3	0	0	0	1	0	0	0	0	0	0	5	5	0.00	0.000
56 Brandon Duckworth, R ERA:	(9, 1)	1.0		3	0	0	0	1	0	0	0	0	0	0	5	5	0.00	0.000

PITCHER	IP	WLS	BF	H	R	ER	SO	BB	IBB	HBP	BLK	WP	HR	S	P	ERA	WHIP

BOTTOM

Pittsburgh Pirates @ Boston Red Sox

JetBlue Park, Ft. Myers, FL

Fri Mar 09 2012, 7:19 PM - 10:30 PM EST

Att. 9,248 - Rain - 70 F

Batter	1	2	3	4	5	6	7	8	9	AB	R	H	RBI	BB	SO	LOB
3 Mike Aviles, R (1, 6) OBP: 0.385, SLG: 0.462	G5-3		F8		20 S 2-H 1B		E6 83 1B 77 1B		K	4	0	1	1	0	0	0
84 Oscar Tejeda, R (7, PR) (8, 4) OBP: 0.333, SLG: 0.500										1	0	0	0	0	1	1
20 Kevin Youkilis, R (1, 5) OBP: 0.333, SLG: 0.143	1B		L9		SSS1 SAFE K 1-2		77 1B 1-2 1B		K	3	0	1	0	0	1	1
83 Will Middlebrooks, R (7, 5) OBP: 0.364, SLG: 0.364										2	0	1	0	0	1	1
15 Dustin Pedroia, R (1, 4) OBP: 0.455, SLG: 0.444	P3			G5-3		7 S 7 WP 7 1B 1B	1-2 2-H 1B		F8	3	0	1	0	0	0	1
77 Pedro Ciriaco, R (6, PR) (7, 4) (8, 6) OBP: 0.571, SLG: 0.714										2	1	1	0	0	0	1
34 David Ortiz, L (1, 10) OBP: 0.333, SLG: 1.111	G4-3			BBCX 2-1 HR	P5	F8				3	1	1	1	0	0	2
86 J.C. Linares, R (7, PH) (8, 10) OBP: 0.300, SLG: 0.300										1	0	0	0	0	0	2
12 Ryan Sweeney, L (1, 9)		G5-3		G3-1	SSS K			K		3	0	0	0	0	1	1
16 Jason Repko, R (7, 8) OBP: 0.182, SLG: 0.100										1	0	0	0	0	1	0
7 Cody Ross, R (1, 8) OBP: 0.500, SLG: 0.556		62 CS 10 S 1B		F9	BBX 2-0 1-H 1B			G4-3		3	0	2	1	0	0	0
82 Alex Hassan, R (6, PR) (7, 7)										1	0	0	0	0	0	0
10 Kelly Shoppach, R (1, 2) OBP: 0.429, SLG: 0.333	SH 1-1 1-2 HBP				F7	G5-3		71 S 1B		1	0	0	0	0	0	0
60 Ryan Lavarnway, R (6, PH) OBP: 0.400, SLG: 0.333										1	0	0	0	0	0	1
81 Dan Butler, R (7, 2) OBP: 0.667, SLG: 1.667										1	0	1	0	0	0	0
62 Lars Anderson, L (1, 3) OBP: 0.500, SLG: 0.857	SSS 0-3 K 2-3				G5-3		SSS 0-3 K	BSSS 1-3 K 1-2		2	0	0	0	0	1	2
71 Nate Spears, L (6, 3) OBP: 0.500, SLG: 0.500										2	0	0	0	0	2	1
73 Josh Kroeger, L (1, 7) OBP: 0.273, SLG: 0.364			F8		3 1B 2B		BBBCX 3-1 HR		2B	2	1	1	0	0	0	0
54 Darnell McDonald, R (7, 9) OBP: 0.444, SLG: 1.111										2	1	2	1	0	0	0

Inning Stats	1	2	3	4	5	6	7	8	9
R:	0	0	0	1	1	1	1	0	0
E:	0	0	0	0	0	0	1	0	0
K:	0	1	0	0	0	1	1	2	2
S:	4	6	3	5	7	7	9	8	8
H:	1	1	0	1	2	2	3	1	1
LOB:	1	2	0	0	1	1	2	1	1
BB:	0	0	0	0	0	0	0	0	0
P:	4	7	3	7	7	9	12	9	8

1B:	8
2B:	3
3B:	0
HR:	2
SF:	0
SAC:	0
DP:	1
HBP:	1
WP:	1
PB:	0
SB:	4
CS:	1
PA:	39

AB	38
R	4
H	12
RBI	4
BB	0
SO	8
LOB	14

PITCHER		IP	WLS	BF	H	R	ER	SO	BB	IBB	HBP	BLK	WP	HR	S	P	ERA	WHIP
66 Shairon Martis, R ERA:	(1, 1)	2.0	W	8	2	0	0	1	0	0	1	0	0	0	10	11	0.00	1.000
30 Chris Resop, R ERA: 3.0	(3, 1)	1.0	H	3	0	0	0	0	0	0	0	0	0	0	3	3	0.00	0.000
44 Tony Watson, L ERA: 11.25	(4, 1)	2.0	H	9	3	2	2	1	0	0	0	0	0	1	12	14	9.00	1.500
17 Ryota Igarashi, R ERA: 3.0	(6, 1)	1.0		5	2	1	1	1	0	0	0	0	1	0	7	9	9.00	2.000
78 Doug Slaten, L ERA: 6.0	(7, 1)	1.0		6	3	1	1	1	0	0	0	0	0	1	9	12	9.00	3.000
25 Daniel McCutchen, R ERA: 3.0	(8, 1)	1.0	H	4	1	0	0	2	0	0	0	0	0	0	8	9	0.00	1.000
38 Tim Wood, R ERA:	(9, 1)	1.0	S	4	1	0	0	2	0	0	0	0	0	0	8	8	0.00	1.000

livebaseballscorecards.com

Minnesota Twins @ Pittsburgh Pirates

McKechnie Field, Bradenton, FL

Sat Mar 10 2012, 1:11 PM - 3:44 PM EST

Att. 5,426 - Cloudy - 80 F

TOP

livebaseballscorecards.com

Batter	1	2	3	4	5	6	7	8	9	AB	R	H	RBI	BB	SO	LOB
2 Denard Span, L (1, 8) OBP: 0.467, SLG: 0.385	S S C 0-3 ① K		x 0-0 ③ G3			x 0-0 ① G3	S S S 0-3 ③ K			3	0	0	0	0	1	0
63 Joe Benson, R (6, 8) OBP: 0.154, SLG: 0.091										1	0	0	0	0	1	1
8 Jamey Carroll, R (1, 6) OBP: 0.214, SLG: 0.083	S S C 0-3 ② K			x 0-0 ① G5-3		x 0-0 ② G6-3		x 0-0 ① L6		3	0	0	0	0	1	0
77 Brian Dozier, R (6, 6) OBP: 0.111, SLG: 0.111										1	0	0	0	0	0	0
16 Josh Willingham, R (1, 9) OBP: 0.467, SLG: 0.273	x 0-0 1B			S S S 0-3 ② K		B B B B 4-0 33 1B 22 HR BB		B B B B 4-0 33 G6-3 BB		2	0	1	0	1	1	0
23 Rene Tosoni, L (6, PR) (6, 9) OBP: 0.300, SLG: 0.125										0	1	0	0	1	0	0
33 Justin Morneau, L (1, 10) OBP: 0.167, SLG: 0.167	x 0-0 ③ F8			S S S 0-3 ③ K		x 0-0 22 HR 1-2 1B		x 0-0 ② G6-3 1-2		4	1	1	0	0	1	2
22 Danny Valencia, R (1, 5) OBP: 0.357, SLG: 0.714		x 0-0 ① G5-3			x 0-0 24 F9 39 SF8 2B	B B S S S X 2-2 1-H 2-H HR		x 0-0 ③ G3-1		3	2	2	3	0	0	0
70 Aaron Bates, R (7, 3) OBP: 0.400, SLG: 0.333										1	0	0	0	0	0	1
24 Trevor Plouffe, R (1, 7) OBP: 0.214, SLG: 0.154		x 0-0 ② F8			x 0-0 ① F9 2-3	x 0-0 ③ G5-3			S S S 0-3 ① K	4	0	0	0	0	1	2
39 Steve Pearce, R (1, 3) (7, 5) OBP: 0.133, SLG: 0.077		x 0-0 ③ G5-3			x 0-0 ② SF8 3-H		S S S 0-3 ① K		x 0-0 ② F8	3	0	0	1	0	1	0
32 René Rivera, R (1, 2) OBP: 0.400, SLG: 0.400			S S C 0-3 ① K		x 0-0 1B		x 0-0 ② G5-3		S S C 0-3 ③ K	3	0	1	0	0	1	0
82 Chris Herrmann, L (7, 2) OBP: 0.250, SLG: 0.250										1	0	0	0	0	1	0
12 Alexi Casilla, S (1, 4) OBP: 0.467, SLG: 0.500			x 0-0 ② F7		x 0-0 ③ F8		x 0-0 2B			3	0	1	0	0	0	1
83 Ray Chang, R (7, 4) OBP: 0.500, SLG: 0.250										0	0	0	0	0	0	0
Inning Stats	R: 0 H: 1 E: 0 LOB: 1 K: 2 BB: 0 S: 8 P: 8	R: 0 H: 0 E: 0 LOB: 0 K: 0 BB: 0 S: 3 P: 3	R: 0 H: 0 E: 0 LOB: 0 K: 1 BB: 0 S: 5 P: 5	R: 0 H: 0 E: 0 LOB: 0 K: 2 BB: 0 S: 7 P: 7	R: 1 H: 2 E: 0 LOB: 1 K: 0 BB: 0 S: 5 P: 5	R: 3 H: 2 E: 0 LOB: 1 K: 0 BB: 1 S: 7 P: 13	R: 0 H: 1 E: 0 LOB: 1 K: 2 BB: 0 S: 8 P: 8	R: 0 H: 0 E: 0 LOB: 1 K: 0 BB: 1 S: 3 P: 7	R: 0 H: 0 E: 0 LOB: 0 K: 2 BB: 0 S: 7 P: 7	1B: 3 SF: 1 2B: 2 SAC: 0 3B: 0 DP: 0 HR: 1 HBP: 0						

	AB	32
	R	4
	H	6
	RBI	4
	BB	2
	SO	9
	LOB	7

WP: 0 PA: 35
PB: 0
SB: 0
CS: 0

PITCHER		IP	WLS	BF	H	R	ER	SO	BB	IBB	HBP	BLK	WP	HR	S	P	ERA	WHIP
45 Erik Bedard, L ERA: 3.6	(1, 1)	3.0		10	1	0	0	3	0	0	0	0	0	0	16	16	0.00	0.333
Joel Hanrahan, R ERA:	(4, 1)	1.0	H	3	0	0	0	2	0	0	0	0	0	0	7	7	0.00	0.000
23 Jo-Jo Reyes, L ERA: 7.71	(5, 1)	3.0	L	15	5	4	4	2	1	0	0	0	0	1	20	26	12.00	2.000
39 Jason Grilli, R ERA:	(8, 1)	1.0		4	0	0	0	0	1	0	0	0	0	0	3	7	0.00	1.000
77 Juan Cruz, R ERA:	(9, 1)	1.0		3	0	0	0	2	0	0	0	0	0	0	7	7	0.00	0.000

PITCHER	IP	WLS	BF	H	R	ER	SO	BB	IBB	HBP	BLK	WP	HR	S	P	ERA	WHIP

Batter	1	2	3	4	5	6	7	8	9	AB	R	H	RBI	BB	SO	LOB
7 Alex Presley, L (1, 7) OBP: 0.400, SLG: 0.533	L5	G4-3		G3-1			G4-3		E5	3	0	0	0	0	0	3
49 Brandon Boggs, S (7, 7)										2	0	0	0	0	0	0
2 Nate McLouth, L (1, 9) OBP: 0.643, SLG: 0.636	1B		86 CS 1B		BB 86 CS		10 G5-3 1B		K	2	0	2	0	1	0	0
34 Quincy Latimore, R (7, 9) OBP: 0.750, SLG: 1.250										2	0	1	0	0	1	1
86 Eliecer Navarro, L (1, 6) OBP: 0.333, SLG: 0.333	F9		26 2B 14 2B 1B 1-2		F9 1-2		G5-3 1-2		G3-1	3	1	1	0	0	0	2
10 Anderson Hernandez, S (7, 6) OBP: 0.231, SLG: 0.231										2	0	0	0	0	0	2
26 Rod Barajas, R (1, 2) OBP: 0.455, SLG: 0.636	F7		14 2B 2B 1-3		K		K			3	0	1	0	0	1	1
68 Eric Fryer, R (6, 2) OBP: 0.444, SLG: 0.375										1	0	0	0	0	1	1
14 Casey McGehee, R (1, 5) OBP: 0.364, SLG: 0.545		41 1B 3 SF8 2B	2-H 3-H 2B			41 FC6-4 1B		2B		3	1	3	1	0	0	0
Elevys Gonzalez, S (7, 5) OBP: 1.000, SLG: 2.000										1	0	1	0	0	0	0
41 Jake Fox, R (1, 3) OBP: 0.167, SLG: 0.167		62 BB 1B 2-3	P5			FC6-4 62 FC6-4 1-2f		K		3	0	1	0	0	0	2
Matt Curry, L (7, 3)										1	0	0	0	0	1	1
62 Gorkys Hernández, R (1, 8) OBP: 0.333, SLG: 0.182	BB 1-2			K		FC6-4 3 BB 1-2f		F9		2	0	0	0	1	1	1
30 Evan Chambers, R (7, 8)										1	0	0	0	0	0	1
3 Chase d'Arnaud, R (1, 4) OBP: 0.364, SLG: 0.333	SF8 3-H			1B		BB 1-2		K		1	0	1	1	1	0	0
89 Drew Maggi, R (7, 4)										1	0	0	0	0	1	1
45 Erik Bedard, L (1, 1)	B2			F7		K			F8	1	0	0	0	0	0	2
Joel Hanrahan, R (4, 1)										0	0	0	0	0	0	0
24 Pedro Alvarez, L (4, PH) OBP: 0.167, SLG: 0.417										1	0	0	0	0	0	1
23 Jo-Jo Reyes, L (5, 1)										1	0	0	0	0	1	2
39 Jason Grilli, R (8, 1)										0	0	0	0	0	0	0
77 Juan Cruz, R (9, 1)										0	0	0	0	0	0	0
73 Robbie Grossman, S (9, PH) OBP: 0.167, SLG: 0.091										1	0	0	0	0	0	0
Inning Stats	R: 0 E: 0 K: 0 S: 4 H: 1 LOB: 1 BB: 0 P: 4	R: 1 E: 0 K: 0 S: 5 H: 2 LOB: 2 BB: 1 P: 9	R: 1 E: 0 K: 0 S: 5 H: 4 LOB: 1 BB: 0 P: 6	R: 0 E: 0 K: 1 S: 6 H: 1 LOB: 1 BB: 0 P: 6	R: 0 E: 0 K: 1 S: 4 H: 0 LOB: 0 BB: 1 P: 9	R: 0 E: 0 K: 1 S: 6 H: 1 LOB: 2 BB: 1 P: 10	R: 0 E: 0 K: 1 S: 6 H: 1 LOB: 1 BB: 0 P: 6	R: 0 E: 0 K: 2 S: 8 H: 1 LOB: 1 BB: 0 P: 8	R: 0 E: 1 K: 1 S: 6 H: 0 LOB: 1 BB: 0 P: 6	1B: 7 2B: 4 3B: 0 HR: 0	SF: 1 SAC: 0 DP: 0 HBP: 0					

PITCHER	IP	WLS	BF	H	R	ER	SO	BB	IBB	HBP	BLK	WP	HR	S	P	ERA	WHIP
56 Terry Doyle, R (1, 1) ERA: 3.86	2.2		14	7	2	2	0	1	0	0	0	0	0	13	18	6.75	3.000
51 Anthony Swarzak, R (3, 1) ERA: 3.86	1.1		5	1	0	0	1	0	0	0	0	0	0	7	7	0.00	0.750
61 Jared Burton, R (5, 1) ERA:	1.0	W	3	0	0	0	1	1	0	0	0	0	0	4	9	0.00	1.000
44 Matt Maloney, L (6, 1) ERA:	1.0	H	5	1	0	0	1	1	0	0	0	0	0	6	10	0.00	2.000
57 Kyle Waldrop, R (7, 1) ERA:	1.0	H	4	1	0	0	1	0	0	0	0	0	0	6	6	0.00	1.000

PITCHER	IP	WLS	BF	H	R	ER	SO	BB	IBB	HBP	BLK	WP	HR	S	P	ERA	WHIP
17 Lester Oliveros, R (8, 1) ERA: 4.5	1.0	H	4	1	0	0	2	0	0	0	0	0	0	8	8	0.00	1.000
74 P.J. Walters, R (9, 1) ERA:	1.0	S	4	0	0	0	1	0	0	0	0	0	0	6	6	0.00	0.000

BOTTOM

Minnesota Twins @ Pittsburgh Pirates

McKechnie Field, Bradenton, FL

Sat Mar 10 2012, 1:11 PM - 3:44 PM EST

Att. 5,426 - Cloudy - 80 F

livebaseballscorecards.com

AB	35
R	2
H	11
RBI	2
BB	3
SO	7
LOB	21

WP: 0 PB: 0 SB: 0 CS: 2 PA: 39

Pittsburgh Pirates @ Tampa Bay Rays

Charlotte Sports Park, Port Charlotte, FL

Sun Mar 11 2012, 1:07 PM - 3:53 PM EDT

Att. 5,222 - Sunny - 81 F

TOP

livebaseballscorecards.com

Batter	1	2	3	4	5	6	7	8	9	AB	R	H	RBI	BB	SO	LOB
7 Alex Presley, L (1, 7) OBP: 0.389, SLG: 0.500 49 Brandon Boggs, S (6, 7)	F8			31 G4-6-3 22 E 1B		G4-3			G4-3	3 1	1 0	1 0	0 0	0 0	0 0	0 0
31 Jose Tabata, R (1, 9) OBP: 0.267, SLG: 0.400 62 Gorkys Hernández, R (6, 9) OBP: 0.313, SLG: 0.167	G4-3			G4-6-3 1-2		G6-3			G1-3	3 1	0 0	0 0	0 0	0 0	0 0	1 0
22 Andrew McCutchen, R (1, 8) OBP: 0.467, SLG: 0.643 51 Bryan Morris, L (6, 1) 57 Daniel Moskos, R (7, 1) 48 Jared Hughes, R (8, 1) 41 Jake Fox, R (9, PH) OBP: 0.231, SLG: 0.462 78 Doug Slaten, L (9, 1)	F9			E5 18 WP 2-H 1B		G5-3			B C C X 2-2 HR	3 0 0 0 1 0	0 0 0 0 1 0	1 0 0 0 1 0	0 0 0 0 1 0	0 0 0 0 0 0	0 0 0 0 0 0	0 0 0 0 0 0
18 Neil Walker, S (1, 4) OBP: 0.125, SLG: 0.125 36 Yamaico Navarro, R (7, 4) OBP: 0.467, SLG: 0.500		F7		B 1-0 2-3 G1-3			P3		G6-3	3 1	0 0	0 0	0 0	0 0	0 0	1 0
46 Garrett Jones, L (1, 3) OBP: 0.308, SLG: 0.500 65 Matt Hague, R (6, 3) OBP: 0.357, SLG: 0.571		G6-3		P4			G5-3			2 1	0 0	0 0	0 0	0 0	0 0	1 0
26 Rod Barajas, R (1, 2) OBP: 0.385, SLG: 0.538 71 Tony Sanchez, R (6, 2) OBP: 0.286, SLG: 0.167	C C S K2-3				P6		G4-3			2 1	0 0	0 0	0 0	0 0	1 0	0 0
24 Pedro Alvarez, L (1, 5) OBP: 0.214, SLG: 0.643 19 Nick Evans, R (6, 5) OBP: 0.071, SLG: 0.286			G3		HR			F7		2 1	1 0	1 0	1 0	0 0	0 0	0 0
12 Clint Barmes, R (1, 6) OBP: 0.385, SLG: 0.538 5 Josh Harrison, R (6, 6) OBP: 0.636, SLG: 0.875			P3		L5			P6		2 1	0 0	0 0	0 0	0 0	0 0	0 0
29 Kevin Correia, R (1, 1) 61 Justin Wilson, L (4, 1) 64 Starling Marte, R (6, 8) OBP: 0.643, SLG: 1.143	C C C K				C C C K			F7		1 1 1	0 0 0	0 0 0	0 0 0	0 0 0	1 1 0	0 0 0
Inning Stats	R: 0 E: 0 K: 0 S: 3 H: 0 LOB: 0 BB: 0 P: 3	R: 0 E: 0 K: 1 S: 5 H: 0 LOB: 0 BB: 0 P: 5	R: 0 E: 0 K: 1 S: 5 H: 0 LOB: 0 BB: 0 P: 5	R: 1 E: 1 K: 0 S: 5 H: 2 LOB: 1 BB: 0 P: 6	R: 1 E: 0 K: 1 S: 6 H: 1 LOB: 0 BB: 0 P: 6	R: 0 E: 0 K: 0 S: 3 H: 0 LOB: 0 BB: 0 P: 3	R: 0 E: 0 K: 0 S: 3 H: 0 LOB: 0 BB: 0 P: 3	R: 0 E: 0 K: 0 S: 3 H: 0 LOB: 0 BB: 0 P: 3	R: 1 E: 0 K: 0 S: 6 H: 1 LOB: 0 BB: 0 P: 8	1B: 2 2B: 0 3B: 0 HR: 2 SF: 0 SAC: 0 DP: 0 HBP: 0						

AB	31
R	3
H	4
RBI	2
BB	0
SO	3
LOB	3

WP: 1 PB: 0 SB: 0 CS: 0 PA: 31

PITCHER		IP	WLS	BF	H	R	ER	SO	BB	IBB	HBP	BLK	WP	HR	S	P	ERA	WHIP
34 Jeff Niemann, R ERA:	(1, 1)	3.0		9	0	0	0	2	0	0	0	0	0	0	13	13	0.00	0.000
56 Fernando Rodney, R ERA: 3.0	(4, 1)	1.0		5	2	1	0	0	0	0	0	0	1	0	5	6	0.00	2.000
62 Joel Peralta, R ERA: 3.0	(5, 1)	1.0		4	1	1	1	1	0	0	0	0	0	1	6	6	9.00	1.000
39 J.P. Howell, L ERA: 6.0	(6, 1)	1.0		3	0	0	0	0	0	0	0	0	0	0	3	3	0.00	0.000
57 Jake McGee, L ERA:	(7, 1)	1.0		3	0	0	0	0	0	0	0	0	0	0	3	3	0.00	0.000

PITCHER		IP	WLS	BF	H	R	ER	SO	BB	IBB	HBP	BLK	WP	HR	S	P	ERA	WHIP
47 Brandon Gomes, R ERA:	(8, 1)	1.0		3	0	0	0	0	0	0	0	0	0	0	3	3	0.00	0.000
52 Josh Lueke, R ERA: 6.75	(9, 1)	1.0	W	4	1	1	1	0	0	0	0	0	0	1	6	8	9.00	1.000

Batter	1	2	3	4	5	6	7	8	9	AB	R	H	RBI	BB	SO	LOB
5 Sam Fuld, L (1, 8) OBP: 0.333, SLG: 0.200	L3		BBBB 4-0 1-2 BB		0-0 23 E 3 SF8 1B		0-0 9 BB 1B		0-0 63 1B 1-3 2B	2	1	1	0	1	0	0
60 Matt Mangini, L (6, 5) OBP: 0.400, SLG: 0.421										2	1	2	0	0	0	0
23 Carlos Pena, L (1, 3)	CCC 0-3 K		0-0 G1-3		BBBB 4-0 1-3 BB		CCS 0-3 K		0-0 2-H 3-H 1B	2	0	0	0	1	1	2
63 Chris Gimenez, R (6, 3) OBP: 0.167, SLG: 0.222										2	0	1	2	0	1	1
3 Evan Longoria, R (1, 5)	0-0 G1-3			BBBB 4-0 28 1B 15 1B BB	0-0 SF8 3-H		CCC 0-3 K			1	1	0	1	1	0	0
65 Brad Coon, L (6, 7) OBP: 0.313, SLG: 0.333										1	0	0	0	0	1	1
30 Luke Scott, L (1, 10)		0-0 F7		CCS 0-3 K	0-0 F9		BBBB 4-0 1-2 BB			2	0	0	0	0	1	1
9 Elliot Johnson, S (5, PH) OBP: 0.389, SLG: 0.267 (6, 10)										1	0	0	0	1	0	1
28 José Molina, R (1, 2) OBP: 0.273, SLG: 0.273		0-0 P3		0-0 68 FC7-5-4 15 1B 1-3 1B		0-0 68 SH1-3 15 1B 1B	0-0 G1-3			3	0	2	0	0	0	0
38 Robinson Chirinos, R (6, PR) OBP: 0.250, SLG: 0.143 (7, 2)										1	0	0	0	0	0	2
15 Reid Brignac, L (1, 6) OBP: 0.500, SLG: 0.417		0-0 F9		0-0 68 FC7-5-4 1-2 3-H 1B		0-0 68 SH1-3 1-2 1B		CCS 0-3 K		3	0	2	1	0	0	0
66 Hak-Ju Lee, L (7, 6) OBP: 0.267, SLG: 0.154										1	0	0	0	0	1	0
68 Jésus Feliciano, L (1, 7) OBP: 0.238, SLG: 0.263 (6, 8)			0-0 11 G5-4-3 1B	0-0 FC7-5-4 1-2 2-3f		0-0 SH1-3 1-2 2-3		SSS 0-3 K		2	0	1	0	0	0	2
29 Tim Beckham, R (7, 4) OBP: 0.125, SLG: 0.067										1	0	0	0	0	1	0
11 Brandon Guyer, R (1, 9) OBP: 0.063, SLG: 0.063			0-0 G5-4-3 1-2f	0-0 G5-3		SCC 0-3 K		0-0 G3		3	0	0	0	0	1	6
45 Jeff Salazar, L (7, 8) OBP: 0.438, SLG: 0.583										1	0	0	0	0	0	0
10 Will Rhymes, L (1, 4) OBP: 0.167, SLG: 0.167			0-0 5 BB 1B		CCS 0-3 K	0-0 G4-3			0-0 60 2B 63 1B 1B	3	0	1	0	0	1	3
18 John Shelby, R (7, 9) OBP: 1.000, SLG: 1.000										1	1	1	0	0	0	0
Inning Stats	R: 0 H: 0 E: 0 LOB: 0 K: 1 BB: 0 S: 5 P: 5	R: 0 H: 0 E: 0 LOB: 0 K: 0 BB: 0 S: 3 P: 3	R: 0 H: 2 E: 0 LOB: 2 K: 0 BB: 1 S: 4 P: 8	R: 1 H: 2 E: 0 LOB: 3 K: 1 BB: 1 S: 7 P: 11	R: 1 H: 1 E: 0 LOB: 1 K: 1 BB: 1 S: 6 P: 10	R: 0 H: 2 E: 0 LOB: 2 K: 1 BB: 0 S: 7 P: 7	R: 0 H: 1 E: 0 LOB: 0 K: 2 BB: 0 S: 8 P: 7	R: 0 H: 0 E: 0 LOB: 0 K: 2 BB: 0 S: 7 P: 7	R: 2 H: 3 E: 0 LOB: 1 K: 0 BB: 0 S: 3 P: 3	1B: 10 SF: 1 2B: 1 SAC: 1 3B: 0 DP: 1 HR: 0 HBP: 0						

BOTTOM

Pittsburgh Pirates @ Tampa Bay Rays
Charlotte Sports Park, Port Charlotte, FL
Sun Mar 11 2012, 1:07 PM - 3:53 PM EDT
Att. 5,222 - Sunny - 81 F

livebaseballscorecards.com

AB	32
R	4
H	11
RBI	4
BB	4
SO	8
LOB	19

WP: 0 PA: 38
PB: 0
SB: 0
CS: 0

PITCHER		IP	WLS	BF	H	R	ER	SO	BB	IBB	HBP	BLK	WP	HR	S	P	ERA	WHIP
29 Kevin Correia, R ERA:	(1, 1)	3.0		11	2	0	0	1	1	0	0	0	0	0	12	16	0.00	1.000
61 Justin Wilson, L ERA: 3.86	(4, 1)	2.0	B	11	3	2	1	2	2	0	0	0	0	0	13	21	4.50	2.500
51 Bryan Morris, R ERA:	(6, 1)	1.0		5	2	0	0	1	0	0	0	0	0	0	7	7	0.00	2.000
57 Daniel Moskos, L ERA:	(7, 1)	1.0		5	1	0	0	2	1	0	0	0	0	0	8	12	0.00	2.000
48 Jared Hughes, R ERA: 6.0	(8, 1)	1.0		3	0	0	0	2	0	0	0	0	0	0	7	7	0.00	0.000

PITCHER		IP	WLS	BF	H	R	ER	SO	BB	IBB	HBP	BLK	WP	HR	S	P	ERA	WHIP
78 Doug Slaten, L ERA: 12.0	(9, 1)	0.0	L	3	3	2	2	0	0	0	0	0	0	0	3	3	∞	∞

Batter	1	2	3	4	5	6	7	8	9	AB	R	H	RBI	BB	SO	LOB
11 Jimmy Rollins, S (1, 6) OBP: 0.348, SLG: 0.400	G3-1		K		HR			SH1-3		3	1	1	1	0	1	0
13 Freddy Galvis, S (5, 4) OBP: 0.348, SLG: 0.421										0	0	0	0	0	0	0
10 Juan Pierre, L (1, 7) OBP: 0.350, SLG: 0.278	19 CS, 8 1B		G3		L5			28 1B		3	0	1	0	0	0	0
9 Domonic Brown, L (6, 7) OBP: 0.333, SLG: 0.636	1B							3B		1	1	1	1	0	0	0
8 Shane Victorino, S (1, 10) OBP: 0.227, SLG: 0.409			F7			F8				3	0	1	0	0	0	0
28 Kevin Frandsen, R (8, PH) OBP: 0.263, SLG: 0.353 (8, 10)	1-2 1B							77 CS 1B		1	0	1	1	0	0	0
19 Laynce Nix, L (1, 3) OBP: 0.400, SLG: 0.211	2 SAFE			HR		F8		F8		1	0	0	0	0	1	2
29 Hector Luna, R (3, 3) OBP: 0.250, SLG: 0.579	K 2-3									3	1	1	1	0	0	1
51 Carlos Ruiz, R (1, 2) OBP: 0.500, SLG: 0.875		64 SH5-4, 22 1B 1B		G4-3		L7		CS 1-2	K	3	0	1	0	0	0	0
77 Tuffy Gosewisch, R (6, 2) OBP: 0.400, SLG: 0.500										1	0	0	0	0	1	0
22 Scott Podsednik, L (1, 9) OBP: 0.435, SLG: 0.500		64 SH5-4 1-2 1B		G4-3			K		BB 64 FC4-6	3	0	1	0	0	1	0
16 Luis Montanez, R (7, 9) OBP: 0.438, SLG: 0.786										0	0	0	0	1	0	0
64 Tyson Gillies, L (1, 8) OBP: 0.238, SLG: 0.211		SH5-4 1-2 2-3		G4-3			F7		FC4-6 4 CS 1-2f	3	0	0	0	0	0	1
4 Pete Orr, L (1, 5) OBP: 0.263, SLG: 0.176		K			G6-3		K		CS 1-2	3	0	0	0	0	2	2
7 Michael Martinez, S (1, 4) (5, 6) OBP: 0.364, SLG: 0.526		G6-3			G4-3			13 SH1-3, 9 3B 1B		3	1	1	0	0	0	2
Inning Stats	R: 0 E: 0 K: 1 S: 6 H: 2 LOB: 1 BB: 0 P: 6	R: 0 E: 0 K: 1 S: 7 H: 2 LOB: 2 BB: 0 P: 7	R: 0 E: 0 K: 1 S: 5 H: 0 LOB: 0 BB: 0 P: 5	R: 1 E: 0 K: 0 S: 5 H: 1 LOB: 0 BB: 0 P: 8	R: 1 E: 0 K: 0 S: 6 H: 1 LOB: 0 BB: 0 P: 9	R: 0 E: 0 K: 0 S: 3 H: 0 LOB: 0 BB: 0 P: 3	R: 0 E: 0 K: 2 S: 7 H: 0 LOB: 0 BB: 0 P: 7	R: 2 E: 0 K: 0 S: 5 H: 3 LOB: 0 BB: 0 P: 6	R: 0 E: 0 K: 1 S: 4 H: 0 LOB: 0 BB: 1 P: 9	1B: 6 2B: 0 3B: 1 HR: 2	SF: 0 SAC: 2 DP: 0 HBP: 0					

PITCHER		IP	WLS	BF	H	R	ER	SO	BB	IBB	HBP	BLK	WP	HR	S	P	ERA	WHIP
50 Charlie Morton, R ERA:	(1, 1)	2.0		9	4	0	0	2	0	0	0	0	0	0	13	13	0.00	2.000
30 Chris Resop, R ERA: 3.6	(3, 1)	2.0	L	7	1	1	1	1	0	0	0	0	0	1	10	13	4.50	0.500
44 Tony Watson, L ERA: 10.8	(5, 1)	1.0		4	1	1	1	0	0	0	0	0	0	1	6	9	9.00	1.000
99 Rudy Owens, L ERA:	(6, 1)	1.0		3	0	0	0	0	0	0	0	0	0	0	3	3	0.00	0.000
17 Ryota Igarashi, R ERA: 5.4	(7, 1)	2.0		8	3	2	2	2	0	0	0	0	0	0	12	13	9.00	1.500
77 Juan Cruz, R ERA:	(9, 1)	1.0		3	0	0	0	1	1	0	0	0	0	0	4	9	0.00	1.000

TOP

Philadelphia Phillies @ Pittsburgh Pirates
McKechnie Field, Bradenton, FL
Mon Mar 12 2012, 1:08 PM - 3:29 PM EDT
Att. 6,556 - Sunny - 81 F

livebaseballscorecards.com

AB	31
R	4
H	9
RBI	4
BB	1
SO	6
LOB	8

Batter	1	2	3	4	5	6	7	8	9	AB	R	H	RBI	BB	SO	LOB
7 Alex Presley, L (1, 7) OBP: 0.350, SLG: 0.450 Mel Rojas Jr., S (6, 7)	C C C 0-3 ① K			X 0-0 ① G6-3		X 0-0 ③ F9		X 0-0 ③ G4-3		2 0 0 0 0 1 0 2 0 0 0 0 0 2						
2 Nate McLouth, L (1, 9) OBP: 0.563, SLG: 0.538 62 Gorkys Hernández, R (6, 9) OBP: 0.333, SLG: 0.214	S S S 0-3 ② K			C C C 0-3 ② K			X 0-0 ① 36 G4-3 64 S 14 E 1B		X 0-0 ① F9	2 0 0 0 0 2 0 2 1 1 0 0 0 0						
22 Andrew McCutchen, R (1, 8) OBP: 0.412, SLG: 0.563 64 Starling Marte, R (6, 8) OBP: 0.563, SLG: 1.000	X 0-0 ③ G5-3			S S S 0-3 ③ K			B S S S 1-3 ① K 1-2		S S S 0-3 ② K	2 0 0 0 0 1 0 2 0 0 0 0 2 1						
18 Neil Walker, S (1, 4) OBP: 0.100, SLG: 0.100 36 Yamaico Navarro, R (6, 4) OBP: 0.412, SLG: 0.438		S S S 0-3 ① K			X 0-0 ① F8		X 0-0 ② G4-3 2-3		X 0-0 ③ G5-3	2 0 0 0 0 1 0 2 0 0 0 0 0 1						
14 Casey McGehee, R (1, 3) OBP: 0.286, SLG: 0.429		X 0-0 ② P4			X 0-0 ② G5-3		X 0-0 E6 3-H			3 0 0 0 0 0 0						
46 Garrett Jones, L (1, 10) OBP: 0.267, SLG: 0.429 65 Matt Hague, R (7, PH) OBP: 0.333, SLG: 0.533 (8, 10)		S S S 0-3 ③ K			C C C 0-3 ③ K		X 0-0 ③ F8			2 0 0 0 0 2 0 1 0 0 0 0 0 1						
24 Pedro Alvarez, L (1, 5) OBP: 0.188, SLG: 0.563 69 Jordy Mercer, R (7, 5) OBP: 0.385, SLG: 0.364			C C C 0-3 ① K			X 0-0 ① G3-1		X 0-0 1B		2 0 0 0 0 1 0 1 0 1 0 0 0 0						
12 Clint Barmes, R (1, 6) OBP: 0.333, SLG: 0.467 3 Chase d'Arnaud, R (7, 6) OBP: 0.333, SLG: 0.300			C C C 0-3 ② K			C C C 0-3 ② K		X 0-0 ① F8		2 0 0 0 0 2 0 1 0 0 0 0 0 1						
68 Eric Fryer, R (1, 2) OBP: 0.455, SLG: 0.333 71 Tony Sanchez, R (7, 2) OBP: 0.250, SLG: 0.143			X 0-0 ③ G4-3			B B B B 4-0 BB		X 0-0 ② F8		1 0 0 0 1 0 0 1 0 0 0 0 0 1						
Inning Stats	R: 0 H: 0 E: 0 LOB: 0 K: 2 BB: 0 S: 7 P: 7	R: 0 H: 0 E: 0 LOB: 0 K: 2 BB: 0 S: 7 P: 7	R: 0 H: 0 E: 0 LOB: 0 K: 2 BB: 0 S: 7 P: 7	R: 0 H: 0 E: 0 LOB: 0 K: 2 BB: 0 S: 7 P: 7	R: 0 H: 0 E: 0 LOB: 0 K: 1 BB: 0 S: 5 P: 5	R: 0 H: 0 E: 0 LOB: 1 K: 1 BB: 1 S: 5 P: 9	R: 1 H: 1 E: 1 LOB: 1 K: 1 BB: 0 S: 7 P: 8	R: 0 H: 1 E: 0 LOB: 1 K: 0 BB: 0 S: 4 P: 4	R: 0 H: 0 E: 0 LOB: 0 K: 1 BB: 0 S: 5 P: 5	1B: 2 SF: 0 2B: 0 SAC: 0 3B: 0 DP: 0 HR: 0 HBP: 0						

PITCHER		IP	WLS	BF	H	R	ER	SO	BB	IBB	HBP	BLK	WP	HR	S	P	ERA	WHIP
49 Vance Worley, R ERA: 3.0	(1, 1)	4.0	W	12	0	0	0	8	0	0	0	0	0	0	28	28	0.00	0.000
60 Pat Misch, L ERA: 2.25	(5, 1)	2.0	H	7	0	0	0	2	1	0	0	0	0	0	10	14	0.00	0.500
57 David Herndon, R ERA:	(7, 1)	1.0	H	5	1	1	0	1	0	0	0	0	0	0	7	8	0.00	1.000
37 Antonio Bastardo, L ERA:	(8, 1)	1.0	H	4	1	0	0	0	0	0	0	0	0	0	4	4	0.00	1.000
44 Michael Schwimer, R ERA:	(9, 1)	1.0	S	3	0	0	0	1	0	0	0	0	0	0	5	5	0.00	0.000

PITCHER	IP	WLS	BF	H	R	ER	SO	BB	IBB	HBP	BLK	WP	HR	S	P	ERA	WHIP

BOTTOM

Philadelphia Phillies @ Pittsburgh Pirates
McKechnie Field, Bradenton, FL
Mon Mar 12 2012, 1:08 PM - 3:29 PM EDT
Att. 6,556 - Sunny - 81 F

livebaseballscorecards.com

AB	30
R	1
H	2
RBI	0
BB	1
SO	12
LOB	7

WP: 0 PA: 31
PB: 0
SB: 1
CS: 0

Batter	1	2	3	4	5	6	7	8	9	AB	R	H	RBI	BB	SO	LOB
7 Alex Presley, L (1, 7) OBP: 0.375, SLG: 0.458 2 Nate McLouth, L (6, 7) OBP: 0.529, SLG: 0.500	C C C 0-3 K ①	X 0-0 2-H 3-H 1B ③			X 0-0 31 S 22 1B 1B	X 0-0 G3 ③		X 0-0 G4-3 ①		4 1	1 0	2 0	2 0	0 0	1 0	0 0
31 Jose Tabata, R (1, 9) OBP: 0.222, SLG: 0.333 62 Gorkys Hernández, R (6, 9) OBP: 0.350, SLG: 0.200	X 0-0 G6-3 ②	X 0-0 G3 ①	S S S 0-3 1-2 K ①		X 0-0 G5-3 ①	B B B B 4-0 BB			3 1	0 0	0 0	0 0	0 1	1 0	1 0	
22 Andrew McCutchen, R (1, 8) OBP: 0.400, SLG: 0.526 64 Starling Marte, R (6, 8) OBP: 0.556, SLG: 0.944	S S S 0-3 K ③	X 0-0 G6-3 ②	X 0-0 18 1B 46 2B 2-H 1B	X 0-0 65 E 36 E 1B	C C C 0-3 K ②				3 2	1 1	1 1	1 0	0 0	1 1	0 1	
18 Neil Walker, S (1, 4) OBP: 0.231, SLG: 0.231 36 Yamaico Navarro, R (6, 4) OBP: 0.368, SLG: 0.389	X 0-0 24 1B 46 1B 12 2B 1B	X 0-0 F8 ③	X 0-0 46 2B 24 SF9 1-3 1B	X 0-0 FC4 65 1B 65 E 5 3B 1-2	X 0-0 F8 ③				3 2	2 1	0 0	0 0	0 0	0 0	0 2	
46 Garrett Jones, L (1, 3) OBP: 0.389, SLG: 0.563 65 Matt Hague, R (6, 3) OBP: 0.353, SLG: 0.529	X 0-0 24 1B 12 2B 1-2 1B	B B B B 4-0 55 1B 12 BB BB	X 0-0 24 SF9 1-3 3-H 2B	B X 1-0 5 3B 1-3 2-H 1B	S S S 0-3 ①				2 2	1 1	2 1	1 0	1 0	0 1	0 0	
24 Pedro Alvarez, L (1, 5) OBP: 0.211, SLG: 0.556 19 Nick Evans, R (6, 5) OBP: 0.063, SLG: 0.250	X 0-0 12 2B 7 1B 1-2 2-3 1B	S S C 0-3 ①	X 0-0 SF9 ② 2-3 3-H	S S C 0-3 ②	S S S 0-3 ②				2 2	1 0	1 0	1 0	0 0	1 2	1 2	
12 Clint Barmes, R (1, 6) OBP: 0.389, SLG: 0.529 5 Josh Harrison, R (6, 6) OBP: 0.692, SLG: 1.100	X 0-0 7 1B 1-3 2-H 3-H 2B	B B B B 4-0 55 1B 1-2 BB	X 0-0 F9 ③	X 0-0 68 1B 1-H 3-H 3B	X 0-0 68 FC6 1B				2 2	1 1	1 2	2 2	1 0	0 0	1 0	
55 Michael McKenry, R (1, 2) OBP: 0.300, SLG: 0.222 68 Eric Fryer, R (6, 2) OBP: 0.462, SLG: 0.364	S S S 0-3 K ①	X 0-0 41 G5-4-3 1-2 2-3 1B	S S S 0-3 K ①	X 0-0 3-H 1B	X 0-0 FC6 ③ 1-2f				3 2	0 0	1 1	0 1	0 0	2 0	2 1	
53 James McDonald, L (1, 1) 41 Jake Fox, R (4, PH) 38 Tim Wood, R (4, 1) Joel Hanrahan, R (6, 1) 6 Jeff Clement, L (6, PH) 47 Evan Meek, R (6, 1) 49 Brandon Boggs, S (7, PH) 39 Jason Grilli, R (7, 1) 48 Jared Hughes, R (8, 1)	C C C 0-3 K ②	X 0-0 G5-4-3 ② ③ 1-2f	S S S 0-3 K ②	X 0-0 F7 ③					1 1 0 0 1 0 1 0	0 0 0 0 0 0 0 0	0 0 0 0 0 0 0 0	0 0 0 0 0 0 0 0	0 0 0 0 0 0 0 0	1 0 0 1 0 0 0 0	2 3 0 0 0 0 1 1	
Inning Stats	R: 0 E: 0 K: 2 S: 7 H: 0 LOB: 0 BB: 0 P: 7	R: 4 E: 0 K: 2 S: 11 H: 5 LOB: 1 BB: 0 P: 11	R: 0 E: 0 K: 0 S: 3 H: 0 LOB: 0 BB: 0 P: 3	R: 0 E: 0 K: 1 S: 5 H: 1 LOB: 2 BB: 2 P: 13	R: 3 E: 0 K: 1 S: 9 H: 4 LOB: 1 BB: 0 P: 9	R: 0 E: 0 K: 2 S: 7 H: 0 LOB: 0 BB: 0 P: 7	R: 4 E: 1 K: 1 S: 10 H: 4 LOB: 1 BB: 0 P: 11	R: 0 E: 0 K: 1 S: 5 H: 0 LOB: 1 BB: 1 P: 9	R: 0 E: 0 K: 2 S: 8 H: 1 LOB: 1 BB: 0 P: 8	1B: 12 2B: 2 3B: 1 HR: 0 SF: 1 SAC: 0 DP: 1 HBP: 0						WP: 0 PB: 0 SB: 1 CS: 0 PA: 44	

TOP

Pittsburgh Pirates @ Baltimore Orioles

Ed Smith Stadium, Sarasota, FL

Wed Mar 14 2012, 1:08 PM - 4:08 PM EDT

Att. 5,836 - Partly Cloudy - 82 F

livebaseballscorecards.com

AB	40
R	11
H	15
RBI	10
BB	3
SO	12
LOB	17

PITCHER		IP	WLS	BF	H	R	ER	SO	BB	IBB	HBP	BLK	WP	HR	S	P	ERA	WHIP
34 Jake Arrieta, R ERA: 7.71	(1, 1)	2.2		12	5	4	4	4	0	0	0	0	0	0	20	20	13.50	1.875
58 Zach Phillips, L ERA: 1.42	(3, 1)	1.1		6	1	0	0	1	2	0	0	0	0	0	6	14	0.00	2.250
43 Jim Johnson, R ERA: 27.0	(5, 1)	1.0	L	7	4	3	3	1	0	0	0	0	0	0	9	9	27.00	4.000
27 Matt Lindstrom, R ERA: 6.0	(6, 1)	1.0		3	0	0	0	2	0	0	0	0	0	0	7	7	0.00	0.000
50 Willie Eyre, R ERA:	(7, 1)	0.2		7	4	4	0	1	0	0	0	0	0	0	9	10	0.00	6.000

PITCHER		IP	WLS	BF	H	R	ER	SO	BB	IBB	HBP	BLK	WP	HR	S	P	ERA	WHIP
95 Casey Fossum, L ERA:	(7, 1)	1.1		5	0	0	0	1	1	0	0	0	0	0	6	10	0.00	0.750
47 Pedro Strop, R ERA: 2.25	(9, 1)	1.0		4	1	0	0	2	0	0	0	0	0	0	8	8	0.00	1.000

BOTTOM

Pittsburgh Pirates @ Baltimore Orioles

Ed Smith Stadium, Sarasota, FL

Wed Mar 14 2012, 1:08 PM - 4:08 PM EDT

Att. 5,836 - Partly Cloudy - 82 F

livebaseballscorecards.com

Batter	1	2	3	4	5	6	7	8	9	AB	R	H	RBI	BB	SO	LOB
9 Endy Chavez, L (1, 9) OBP: 0.444, SLG: 0.438	G3-1	2 1B 1-3 3-H 1B		G4-3			G6-3		95 G4-6-3 1-2 1B	3	0	1	1	0	0	0
80 Scott Beerer, R (6, 9) OBP: 0.375, SLG: 0.375										2	0	1	0	0	0	0
2 J.J. Hardy, R (1, 6) OBP: 0.474, SLG: 0.500	HR	1-3 3-H 1B		G5-3			BB		G4-6-3 1-2f	3	1	2	2	1	0	0
95 Trent Mummey, L (7, PR)										1	0	0	0	0	0	2
(8, 8)																
21 Nick Markakis, L (1, 10)	K	G3			BB		K			2	0	0	0	1	1	2
90 Cory Aldridge, L (7, PH) (8, 10)										1	0	0	0	0	1	1
32 Matt Wieters, S (1, 2) OBP: 0.211, SLG: 0.118	K		G4-3		F7		F8			3	0	0	0	0	1	1
28 Ronny Paulino, R (7, 2) OBP: 0.200, SLG: 0.200										1	0	0	0	0	0	1
10 Adam Jones, R (1, 8) OBP: 0.278, SLG: 0.188		G6-3	36 2B 12 G4-3 BB		K			K		2	1	0	0	1	1	1
3 Ryan Flaherty, L (8, 5) OBP: 0.364, SLG: 0.600										1	0	0	0	0	1	0
36 Nick Johnson, L (1, 3) OBP: 0.368, SLG: 0.267	P6	12 G4-3 1-3 2B			K			G4-3		3	0	1	0	0	1	1
51 Joe Mahoney, L (6, 3) OBP: 0.150, SLG: 0.150										1	0	0	0	0	0	0
12 Mark Reynolds, R (1, 5) OBP: 0.444, SLG: 0.462	HR	G4-3 2-3 3-H				L1		K		3	1	1	2	0	0	1
54 Matt Antonelli, R (8, 6) OBP: 0.471, SLG: 0.273										1	0	0	0	0	1	0
14 Nolan Reimold, R (1, 7) OBP: 0.313, SLG: 0.286		11 S 9 1B 2B	G6-3			G5-3			K	3	1	1	0	0	0	1
13 Jai Miller, R (8, 7) OBP: 0.348, SLG: 0.636										1	0	0	0	0	1	0
11 Robert Andino, R (1, 4) OBP: 0.318, SLG: 0.263	9 1B 2 1B 2-3 BB			G5-3		K			80 1B BB	2	1	0	0	1	1	0
68 Steve Tolleson, R (8, 4) OBP: 0.467, SLG: 0.417										0	0	0	0	1	0	0
Inning Stats	R: 1 H: 1 E: 0 LOB: 0 K: 2 BB: 0 S: 8 P: 10	R: 3 H: 4 E: 0 LOB: 2 K: 0 BB: 1 S: 10 P: 16	R: 1 H: 1 E: 0 LOB: 1 K: 0 BB: 1 S: 4 P: 8	R: 0 H: 0 E: 0 LOB: 0 K: 0 BB: 0 S: 3 P: 3	R: 0 H: 0 E: 0 LOB: 1 K: 2 BB: 1 S: 7 P: 11	R: 0 H: 0 E: 0 LOB: 0 K: 1 BB: 1 S: 5 P: 9	R: 0 H: 0 E: 0 LOB: 1 K: 1 BB: 1 S: 5 P: 9	R: 0 H: 0 E: 0 LOB: 0 K: 2 BB: 0 S: 7 P: 7	R: 0 H: 1 E: 0 LOB: 1 K: 1 BB: 1 S: 5 P: 9	1B: 3 SF: 0 2B: 2 SAC: 0 3B: 0 DP: 1 HR: 2 HBP: 0						

	AB	33
	R	5
	H	7
	RBI	5
	BB	5
	SO	9
	LOB	11

WP: 0 PA: 38
PB: 0
SB: 1
CS: 0

PITCHER	IP	WLS	BF	H	R	ER	SO	BB	IBB	HBP	BLK	WP	HR	S	P	ERA	WHIP
53 James McDonald, R (1, 1) ERA: 9.0	3.0		17	6	5	5	2	2	0	0	0	0	2	22	34	15.00	2.667
38 Tim Wood, R (4, 1) ERA:	1.0	W	3	0	0	0	0	0	0	0	0	0	0	3	3	0.00	0.000
Joel Hanrahan, R (5, 1) ERA:	1.0	H	4	0	0	0	2	1	0	0	0	0	0	7	11	0.00	1.000
47 Evan Meek, R (6, 1) ERA: 13.5	1.0	H	3	0	0	0	1	0	0	0	0	0	0	5	5	0.00	0.000
39 Jason Grilli, R (7, 1) ERA:	1.0		4	0	0	0	1	1	0	0	0	0	0	5	9	0.00	1.000

PITCHER	IP	WLS	BF	H	R	ER	SO	BB	IBB	HBP	BLK	WP	HR	S	P	ERA	WHIP
48 Jared Hughes, R (8, 1) ERA: 3.6	2.0		7	1	0	0	3	1	0	0	0	0	0	12	16	0.00	1.000

Pittsburgh Pirates @ Minnesota Twins

Hammond Stadium, Fort Myers, FL

Thu Mar 15 2012, 1:07 PM - 4:32 PM EDT

Att. 7,935 - Partly Cloudy - 82 F

TOP

livebaseballscorecards.com

Batter	1	2	3	4	5	6	7	8	9	AB	R	H	RBI	BB	SO	LOB
7 Alex Presley, L (1, 7) OBP: 0.429, SLG: 0.643 49 Brandon Boggs, S (6, PH) OBP: 0.263, SLG: 0.067 (6, 7)	2B E3 1B		HR	G6-3		K		2-H 1B		4 2	3 0	3 1	2 1	0 0	0 1	1 1
31 Jose Tabata, R (1, 9) OBP: 0.273, SLG: 0.381 62 Gorkys Hernández, R (6, 9) OBP: 0.318, SLG: 0.176	BB 2B		K	L1	F9	G4-3				3 2	2 0	1 0	1 0	1 0	1 0	0 1
22 Andrew McCutchen, R (1, 8) OBP: 0.458, SLG: 0.571 64 Starling Marte, R (6, 8) OBP: 0.500, SLG: 0.850	2B BB		F8	46 HR BB	G5-3				K	2 2	3 0	1 0	1 0	2 0	0 1	0 0
46 Garrett Jones, L (1, 10) OBP: 0.455, SLG: 0.800 19 Nick Evans, R (7, PH) OBP: 0.056, SLG: 0.222 (7, 10)	K 1B		2B	1-H HR	P4				K	4 2	1 0	3 0	4 0	0 0	1 1	2 0
14 Casey McGehee, R (1, 5) OBP: 0.333, SLG: 0.500 69 Jordy Mercer, R (6, 6) OBP: 0.333, SLG: 0.308	1B 2B		G5-3	K				E6 23 G4-3	G4-3	4 2	0 0	2 0	2 0	0 0	1 0	1 0
36 Yamaico Navarro, R (1, 4) OBP: 0.348, SLG: 0.364 (6, 5) 23 Brian Friday, R (8, PH) (8, 4)	1B F8			P6	P4			G4-3 1-2f		4 1	1 0	1 0	1 0	0 0	0 0	2 1
65 Matt Hague, R (1, 3) OBP: 0.429, SLG: 0.714 6 Jeff Clement, L (6, 3)	1B F9			HR		E5 5 F9 1B		BB		4 0	2 1	3 0	1 0	0 1	0 0	0 0
5 Josh Harrison, R (1, 6) OBP: 0.647, SLG: 1.000 (6, 4) 24 Jarek Cunningham, R (8, PH) OBP: 1.000, SLG: 1.000 (8, 5)	1B F9		2B		F9			1B		4 1	1 1	2 1	1 0	0 0	0 0	1 0
68 Eric Fryer, R (1, 2) OBP: 0.412, SLG: 0.286 41 Jake Fox, R (6, 2) OBP: 0.267, SLG: 0.533	HBP G4-3			FC6-5	K			2B		3 1	1 1	0 1	0 2	0 0	1 0	2 0
Inning Stats	R: 10 E: 1 K: 1 S: 15 H: 10 LOB: 2 BB: 2 P: 24	R: 0 E: 0 K: 0 S: 3 H: 0 LOB: 0 BB: 0 P: 3	R: 1 E: 0 K: 1 S: 8 H: 2 LOB: 1 BB: 0 P: 10	R: 1 E: 0 K: 0 S: 7 H: 2 LOB: 1 BB: 0 P: 9	R: 2 E: 0 K: 1 S: 7 H: 1 LOB: 0 BB: 1 P: 12	R: 0 E: 1 K: 2 S: 8 H: 1 LOB: 1 BB: 0 P: 8	R: 0 E: 0 K: 0 S: 3 H: 0 LOB: 0 BB: 0 P: 3	R: 3 E: 1 K: 0 S: 6 H: 3 LOB: 1 BB: 1 P: 10	R: 0 E: 0 K: 2 S: 7 H: 0 LOB: 0 BB: 0 P: 7	1B: 9 2B: 7 3B: 0 HR: 3 SF: 0 SAC: 0 DP: 1 HBP: 1						

	AB	45
	R	17
	H	19
	RBI	16
	BB	4
	SO	7
	LOB	12

WP: 0 PB: 0 SB: 0 CS: 1 PA: 50

PITCHER		IP	WLS	BF	H	R	ER	SO	BB	IBB	HBP	BLK	WP	HR	S	P	ERA	WHIP
56 Terry Doyle, R ERA: 16.88	(1, 1)	0.2	L	10	7	8	8	1	1	0	1	0	0	0	11	16	108.00	12.000
51 Anthony Swarzak, R ERA: 7.71	(1, 1)	2.1		13	5	3	3	1	1	0	0	0	0	1	15	21	11.57	2.571
54 Phil Dumatrait, L ERA: 6.0	(4, 1)	2.0		10	3	3	3	1	1	0	0	0	0	2	14	21	13.50	2.000
15 Glen Perkins, L ERA:	(6, 1)	1.0		4	1	0	0	2	0	0	0	0	0	0	8	8	0.00	1.000
55 Matt Capps, R ERA: 1.8	(7, 1)	1.0		3	0	0	0	0	0	0	0	0	0	0	3	3	0.00	0.000

PITCHER		IP	WLS	BF	H	R	ER	SO	BB	IBB	HBP	BLK	WP	HR	S	P	ERA	WHIP
66 Brendan Wise, R ERA: 6.75	(8, 1)	1.0		7	3	3	3	0	1	0	0	0	0	0	6	10	27.00	4.000
67 Luis Perdomo, R ERA: 3.0	(9, 1)	1.0		3	0	0	0	2	0	0	0	0	0	0	7	7	0.00	0.000

BOTTOM

Batter	1	2	3	4	5	6	7	8	9	AB	R	H	RBI	BB	SO	LOB
2 Denard Span, L (1, 8) OBP: 0.500, SLG: 0.450	E6 (7, G4-3, 8, G5-3, 22, 1B)	7 S (7, 1B) 1B 1-2 2-H		G6-3 ①		K		1-2 BB		3	2	1	1	0	0	0
63 Joe Benson, R (5, 8) OBP: 0.263, SLG: 0.375										1	0	0	0	1	1	1
8 Jamey Carroll, R (1, 6) OBP: 0.208, SLG: 0.050	G5-3 ① 1-2	F8 ②		F8 ②		41, 2B 1-2 BB		F5 ①		3	0	0	0	1	0	3
77 Brian Dozier, R (6, PR) OBP: 0.250, SLG: 0.333 (7, 6)										1	0	0	0	0	0	2
7 Joe Mauer, L (1, 2) OBP: 0.318, SLG: 0.286	G4-3 ② 2-3	1-H 2-H 1B		F7 ③		1-3 2-H 2B		L9-6 ②③ 2-3		3	0	1	2	0	0	1
41 Drew Butera, R (5, 2) OBP: 0.250, SLG: 0.375										1	0	1	1	0	0	0
82 Chris Herrmann, L (8, 2) OBP: 0.200, SLG: 0.200										1	0	0	0	0	0	2
22 Danny Valencia, R (1, 5) OBP: 0.304, SLG: 0.652	24 BB 1B 3-H	G5-3 ③			K ①	BB			G5-3 ①	3	0	1	1	0	1	1
83 Ray Chang, R (6, 5) OBP: 0.455, SLG: 0.375										1	0	0	0	1	0	0
24 Trevor Plouffe, R (1, 7) OBP: 0.250, SLG: 0.227	BB 1-2		P4 ①		38, 2B 2B	K ③			73, FC5-4 1B	2	0	1	0	1	0	0
26 Brian Dinkelman, L (5, PR) OBP: 0.368, SLG: 0.353 (6, 7)										2	1	1	0	0	1	3
70 Aaron Bates, R (1, 3) OBP: 0.313, SLG: 0.333	G5-3 ③		2B		F9 ②	P2 ①			FC5-4 ② 1-2f	3	0	1	0	0	0	3
73 Michael Hollimon, S (6, 3) OBP: 0.500, SLG: 0.778										2	0	0	0	0	0	1
38 Luke Hughes, R (1, 10) OBP: 0.350, SLG: 0.500		78, FC5-4 1B	BB		2-H 2B	K2-3			K ③	2	0	2	1	1	0	0
79 Matt Carson, R (7, PH) (8, 10)										2	0	0	0	0	2	1
78 Wilkin Ramirez, R (1, 9) OBP: 0.250, SLG: 0.182	FC5-4 ① 12 BB, 2 1B 1-2f	F9 ②				G4-3 ①	G4-3 ③			3	1	0	0	0	0	3
23 Rene Tosoni, L (7, 9) OBP: 0.286, SLG: 0.091										1	0	0	0	0	0	0
12 Alexi Casilla, S (1, 4) OBP: 0.478, SLG: 0.476	7 S, 2 1B, 7 1B 1-2 BB	K ③				8 BB, 41, 2B 1B		82, L9-6, 63 BB 1B		2	1	1	0	1	1	2
71 Pedro Florimón, S (6, PR) OBP: 0.250, SLG: 0.100 (7, 4)										1	1	1	0	0	0	0

Inning Stats	1	2	3	4	5	6	7	8	9
	R: 1 E: 1 K: 0 S: 5 / H: 1 LOB: 2 BB: 1 P: 9	R: 3 E: 0 K: 0 S: 7 / H: 3 LOB: 1 BB: 1 P: 11	R: 0 E: 0 K: 1 S: 6 / H: 1 LOB: 2 BB: 1 P: 10	R: 0 E: 0 K: 0 S: 3 / H: 0 LOB: 0 BB: 0 P: 3	R: 1 E: 0 K: 1 S: 6 / H: 2 LOB: 1 BB: 0 P: 6	R: 1 E: 0 K: 2 S: 9 / H: 2 LOB: 3 BB: 2 P: 17	R: 0 E: 0 K: 1 S: 5 / H: 0 LOB: 0 BB: 0 P: 5	R: 0 E: 0 K: 0 S: 3 / H: 1 LOB: 1 BB: 1 P: 7	R: 0 E: 0 K: 1 S: 6 / H: 1 LOB: 1 BB: 0 P: 6

1B: 7	SF: 0
2B: 5	SAC: 0
3B: 0	DP: 1
HR: 0	HBP: 0

WP: 0	PA: 43
PB: 0	
SB: 2	
CS: 0	

PITCHER		IP	WLS	BF	H	R	ER	SO	BB	IBB	HBP	BLK	WP	HR	S	P	ERA	WHIP
23 Jo-Jo Reyes, L ERA: 9.0	(1, 1)	2.1	W	16	5	4	3	0	3	0	0	0	0	0	14	26	11.57	3.429
25 Daniel McCutchen, R ERA: 2.45	(3, 1)	0.2		2	0	0	0	1	0	0	0	0	0	0	4	4	0.00	0.000
77 Juan Cruz, R ERA: 1.8	(4, 1)	2.0		7	2	1	1	1	0	0	0	0	0	0	9	9	4.50	1.000
63 Chris Leroux, R ERA: 4.5	(6, 1)	2.0		10	2	1	1	3	2	0	0	0	0	0	14	22	4.50	2.000
76 Daniel Cabrera, R ERA:	(8, 1)	1.0		4	1	0	0	0	1	0	0	0	0	0	3	7	0.00	2.000

PITCHER		IP	WLS	BF	H	R	ER	SO	BB	IBB	HBP	BLK	WP	HR	S	P	ERA	WHIP
78 Doug Slaten, L ERA: 9.0	(9, 1)	1.0		4	1	0	0	1	0	0	0	0	0	0	6	6	0.00	1.000

Pittsburgh Pirates @ Minnesota Twins

Hammond Stadium, Fort Myers, FL

Thu Mar 15 2012, 1:07 PM - 4:32 PM EDT

Att. 7,935 - Partly Cloudy - 82 F

livebaseballscorecards.com

AB	37
R	6
H	11
RBI	6
BB	6
SO	6
LOB	23

Batter	1	2	3	4	5	6	7	8	9	AB	R	H	RBI	BB	SO	LOB
10 Juan Pierre, L (1, 9) OBP: 0.344, SLG: 0.250	B1-3		G1			BBBB 4-0 3 S BB		FC1-4-6 22 1B 1-2f	G4-3	4	0	0	0	1	0	3
22 Scott Podsednik, L (1, 8) OBP: 0.405, SLG: 0.455	SSS 0-3 K			BBBB 4-0 15 G6-3 3 S BB		F8		1-2 1B		3	0	1	0	1	1	1
3 Hunter Pence, R (1, 10) OBP: 0.306, SLG: 0.514 31 Erik Kratz, R (8, PH) OBP: 0.273, SLG: 0.273 (8, 10)	F7			CCC 0-3 K 1-2		BSSS 1-3 K 1-2		L3		3 1	0 0	0 0	0 0	0 0	2 0	2 2
15 John Mayberry Jr., R (1, 3) OBP: 0.270, SLG: 0.294 29 Hector Luna, R (7, 3) OBP: 0.333, SLG: 0.542		G6-3		G6-3 2-3		G5-3			16 E 16 FC5 28 SF8 HBP	3 0	0 1	0 0	0 0	0 0	0 0	2 0
16 Luis Montanez, R (1, 7) OBP: 0.423, SLG: 0.625		G6-3		G4-3			23 G1-6-3 1B		FC5 28 SF8 77 BB 11 1B 1-3	4	1	1	0	0	0	2
4 Pete Orr, L (1, 5) OBP: 0.333, SLG: 0.379		2B			CCC 0-3 K		P6		SSS 0-3 K	4	0	1	0	0	2	3
23 Brian Schneider, L (1, 2) OBP: 0.214, SLG: 0.214 77 Tuffy Gosewisch, R (7, 2) OBP: 0.333, SLG: 0.357		L4			G4-3		G1-6-3 1-2f		BBBB 4-0 11 1B 1-2 BB	3 0	0 0	0 0	0 0	0 1	0 0	2 0
28 Kevin Frandsen, R (1, 4) OBP: 0.290, SLG: 0.385			G5-3		2B			G4-3	SF8 2-3 3-H	3	0	1	1	0	0	0
13 Freddy Galvis, S (1, 6) OBP: 0.308, SLG: 0.333 11 Miguel Abreu, R (8, 6) OBP: 1.000, SLG: 1.000			G4-3		L4			10 FC1-4-6 1B	1-2 1B 3-H	3 1	0 0	1 1	0 1	0 0	0 0	1 0
Inning Stats	R: 0 H: 0 E: 0 LOB: 0 K: 1 BB: 0 S: 5 P: 5	R: 0 H: 1 E: 0 LOB: 1 K: 0 BB: 0 S: 4 P: 4	R: 0 H: 0 E: 0 LOB: 0 K: 0 BB: 0 S: 3 P: 3	R: 0 H: 0 E: 0 LOB: 1 K: 1 BB: 1 S: 5 P: 9	R: 0 H: 1 E: 0 LOB: 1 K: 1 BB: 0 S: 6 P: 6	R: 0 H: 0 E: 0 LOB: 1 K: 1 BB: 1 S: 5 P: 10	R: 0 H: 1 E: 0 LOB: 0 K: 0 BB: 0 S: 3 P: 3	R: 0 H: 2 E: 0 LOB: 2 K: 0 BB: 0 S: 5 P: 5	R: 2 H: 1 E: 1 LOB: 2 K: 1 BB: 1 S: 7 P: 12	1B: 4 SF: 1 2B: 2 SAC: 0 3B: 0 DP: 1 HR: 0 HBP: 1						WP: 0 PA: 37 PB: 0 SB: 2 CS: 0

PITCHER	IP	WLS	BF	H	R	ER	SO	BB	IBB	HBP	BLK	WP	HR	S	P	ERA	WHIP
29 Kevin Correia, R (1, 1) ERA:	4.0	W	14	1	0	0	2	1	0	0	0	0	0	17	21	0.00	0.500
47 Evan Meek, R (5, 1) ERA: 9.82	1.0	H	4	1	0	0	1	0	0	0	0	0	0	6	6	0.00	1.000
61 Justin Wilson, L (6, 1) ERA: 3.18	1.0	H	4	0	0	0	1	1	0	0	0	0	0	5	10	0.00	1.000
60 Kyle McPherson, R (7, 1) ERA:	1.0	H	3	1	0	0	0	0	0	0	0	0	0	3	3	0.00	1.000
57 Daniel Moskos, L (8, 1) ERA:	1.0	H	5	2	0	0	0	0	0	0	0	0	0	5	5	0.00	2.000

PITCHER	IP	WLS	BF	H	R	ER	SO	BB	IBB	HBP	BLK	WP	HR	S	P	ERA	WHIP
51 Bryan Morris, R (9, 1) ERA:	1.0	S	7	1	2	0	1	1	0	1	0	0	0	7	12	0.00	2.000

TOP

Philadelphia Phillies @ Pittsburgh Pirates
McKechnie Field, Bradenton, FL
Fri Mar 16 2012, 1:06 PM - 3:22 PM EDT
Att. 6,547 - Sunny - 83 F

livebaseballscorecards.com

AB	32
R	2
H	6
RBI	2
BB	3
SO	5
LOB	18

Batter	1	2	3	4	5	6	7	8	9	AB	R	H	RBI	BB	SO	LOB
64 Starling Marte, R (1, 8) OBP: 0.500, SLG: 0.917	BBCX 2-1 HR		X 0-0 14 WP 12 1B 14 G5-3 1B		CCC 0-3 ① K			SSS 0-3 ① K		4	2	2	1	0	2	0
12 Clint Barmes, R (1, 6) OBP: 0.381, SLG: 0.500	X 0-0 ① F8		X 0-0 14 G5-3 1-2 1B		X 0-0 ② F9			CCC 0-3 ② K		3	0	1	0	0	0	0
69 Jordy Mercer, R (7, 6) OBP: 0.313, SLG: 0.286										1	0	0	0	0	1	0
14 Casey McGehee, R (1, 3) OBP: 0.286, SLG: 0.429	X 0-0 ② G6-3		BX 1-0 ② G5-3 1-2 2-H		X 0-0 ③ P4			X 0-0 ③ G4-3		3	0	0	1	0	0	1
6 Jeff Clement, L (7, 3)										1	0	0	0	0	0	0
26 Rod Barajas, R (1, 2) OBP: 0.333, SLG: 0.467	X 0-0 ③ F8		SSS 0-3 ③ K			SSS 0-3 ① K				2	0	0	0	0	1	1
55 Michael McKenry, R (6, 2) OBP: 0.273, SLG: 0.200										1	0	0	0	0	1	0
18 Neil Walker, S (1, 4) OBP: 0.250, SLG: 0.250		X 0-0 ① G6-3		X 0-0 24 G3 1B		X 0-0 ② G3				3	0	1	0	0	0	0
5 Josh Harrison, R (7, 4) OBP: 0.647, SLG: 1.000										0	0	0	0	0	0	0
24 Pedro Alvarez, L (1, 5) OBP: 0.227, SLG: 0.500		BBBB 4-0 BB		X 0-0 ① G3 1-2		CCC 0-3 ③ K				2	0	0	0	1	1	1
65 Matt Hague, R (7, 5) OBP: 0.429, SLG: 0.714										0	0	0	0	0	0	0
49 Brandon Boggs, S (1, 9) OBP: 0.238, SLG: 0.059		CCC 0-3 ② K		SSS 0-3 ② K			SSS 0-3 ① K			2	0	0	0	0	2	2
2 Nate McLouth, L (7, 7) OBP: 0.500, SLG: 0.467										1	0	0	0	0	1	0
62 Gorkys Hernández, R (1, 7) OBP: 0.292, SLG: 0.158		X 0-0 ③ G4-3		X 0-0 ③ G6-3			H 1-0 46 G4-6-3 HBP			2	0	0	0	0	0	2
36 Yamaico Navarro, R (7, 9) OBP: 0.375, SLG: 0.364										0	0	0	0	0	0	0
29 Kevin Correia, R (1, 1)			SSS 0-3 ① K		BX 1-0 HR		X 0-0 ② ③ G4-6-3 1-2f			1	0	0	0	0	1	0
47 Evan Meek, R (5, 1)										0	0	0	0	0	0	0
41 Jake Fox, R (5, PH) OBP: 0.313, SLG: 0.750										1	1	1	1	0	0	0
61 Justin Wilson, L (6, 1)										0	0	0	0	0	0	0
60 Kyle McPherson, R (7, 1)										0	0	0	0	0	0	0
46 Garrett Jones, L (7, PH) OBP: 0.435, SLG: 0.762										1	0	0	0	0	0	1
57 Daniel Moskos, R (8, 1)										0	0	0	0	0	0	0
51 Bryan Morris, L (9, 1)										0	0	0	0	0	0	0
Inning Stats	R: 1 E: 0 K: 0 S: 5 H: 1 LOB: 0 BB: 0 P: 7	R: 0 E: 0 K: 1 S: 5 H: 0 LOB: 1 BB: 1 P: 9	R: 1 E: 0 K: 2 S: 9 H: 2 LOB: 1 BB: 0 P: 10	R: 0 E: 0 K: 1 S: 6 H: 1 LOB: 1 BB: 0 P: 6	R: 1 E: 0 K: 1 S: 6 H: 1 LOB: 0 BB: 0 P: 7	R: 0 E: 0 K: 2 S: 7 H: 0 LOB: 0 BB: 0 P: 7	R: 0 E: 0 K: 1 S: 4 H: 0 LOB: 0 BB: 0 P: 5	R: 0 E: 0 K: 2 S: 7 H: 0 LOB: 0 BB: 0 P: 7		1B: 3 2B: 0 3B: 0 HR: 2 SF: 0 SAC: 0 DP: 1 HBP: 1						

PITCHER		IP	WLS	BF	H	R	ER	SO	BB	IBB	HBP	BLK	WP	HR	S	P	ERA	WHIP
33 Cliff Lee, L ERA: 4.66	(1, 1)	4.2	L	20	5	3	3	5	1	0	0	0	1	2	30	38	5.79	1.286
Kyle Kendrick, R ERA:	(5, 1)	3.1		10	0	0	0	5	0	0	1	0	0	0	19	20	0.00	0.000

PITCHER		IP	WLS	BF	H	R	ER	SO	BB	IBB	HBP	BLK	WP	HR	S	P	ERA	WHIP

BOTTOM

Philadelphia Phillies @ Pittsburgh Pirates
McKechnie Field, Bradenton, FL
Fri Mar 16 2012, 1:06 PM - 3:22 PM EDT
Att. 6,547 - Sunny - 83 F

livebaseballscorecards.com

AB	28
R	3
H	5
RBI	3
BB	1
SO	10
LOB	8

WP: 1 PA: 30
PB: 0
SB: 0
CS: 0

Batter	1	2	3	4	5	6	7	8	9	AB	R	H	RBI	BB	SO	LOB
30 Luke Scott, L (1, 10) OBP: 0.333, SLG: 0.636 63 Chris Gimenez, R (7, PH) OBP: 0.241, SLG: 0.276 (7, 10)	X 0-0 23 G4-3 20 BB 1B		X 0-0 E1 20 G3-1 1 WP		B B S X 2-1 HR		X 0-0 ② ③ L3 1-1			3 1 2 1 0 0 0 1 0 0 0 0 0 1						
1 Sean Rodríguez, R (1, 6) OBP: 0.333, SLG: 0.313 9 Elliot Johnson, S (6, 6) OBP: 0.241, SLG: 0.154	S S C 0-3 ① K		B X 1-0 ① G5-3 1-2		X 0-0 ② P6			S S S 0-3 ① K2-3		3 0 0 0 0 1 2 1 0 0 0 0 1 0						
20 Matt Joyce, L (1, 9) OBP: 0.296, SLG: 0.480 29 Tim Beckham, R (6, 4) OBP: 0.115, SLG: 0.042	B B B B 4-0 23 G4-3 1-2 BB		X 0-0 ② G3-1 2-3		S S C 0-3 ③ K			X 0-0 ② G5-3		2 0 0 0 1 1 1 1 0 0 0 0 0 0						
23 Carlos Pena, L (1, 3) OBP: 0.263, SLG: 0.200 45 Jeff Salazar, L (6, 8) OBP: 0.435, SLG: 0.579	X 0-0 ② G4-3 1-2 2-3		S S S 0-3 ③ K			X 0-0 5 WP 3B		X 0-0 2B		3 1 1 0 0 1 3 1 0 1 0 0 0 0						
7 Jeff Keppinger, R (1, 4) OBP: 0.375, SLG: 0.381 11 Brandon Guyer, R (6, 9) OBP: 0.160, SLG: 0.160	X 0-0 ③ F9			X 0-0 ① G6-3		S S S 0-3 ① K		X 0-0 ③ F8		3 0 0 0 0 1 3 1 0 0 0 0 0 1						
5 Sam Fuld, L (1, 8) OBP: 0.438, SLG: 0.250 31 Greg Sexton, R (6, 3)		B B B B 4-0 68 BB BB		S S S 0-3 ② K		B S S S 1-3 ② K2-3 3-H			X 0-0 ① F8	2 0 0 0 1 2 0 1 0 0 0 0 0 0						
21 Jose Lobaton, S (1, 2) OBP: 0.261, SLG: 0.273 26 Stephen Vogt, L (7, 2) OBP: 0.394, SLG: 0.500		X 0-0 ① P5		X 0-0 1B		S S S 0-3 ③ K			X 0-0 ② F8	3 0 1 0 0 1 1 1 0 0 0 0 0 0						
68 Jésus Feliciano, L (1, 7) OBP: 0.313, SLG: 0.333 65 Brad Coon, L (7, 7) OBP: 0.333, SLG: 0.316		1 SAFE B B B B 4-0 ② 1-2 BB		X 0-0 ③ G4-3			X 0-0 ① G6-3		S S C 0-3 ③ K	2 0 0 0 1 0 1 1 0 0 0 0 1 0						
60 Matt Mangini, L (1, 5) OBP: 0.355, SLG: 0.321 10 Will Rhymes, L (7, PR) OBP: 0.172, SLG: 0.111 (7, 5)		S S C 0-3 ③ K			X 0-0 ① G3-1		B B B B 4-0 63 L3 BB			2 0 0 0 1 1 1 0 0 0 0 0 0 0						
Inning Stats	R: 0 H: 1 E: 0 LOB: 2 K: 1 BB: 1 S: 6 P: 10	R: 0 H: 0 E: 0 LOB: 1 K: 1 BB: 2 S: 4 P: 12	R: 0 H: 0 E: 1 LOB: 1 K: 1 BB: 0 S: 6 P: 7	R: 0 H: 1 E: 0 LOB: 1 K: 1 BB: 0 S: 6 P: 6	R: 1 H: 1 E: 0 LOB: 0 K: 1 BB: 0 S: 7 P: 9	R: 1 H: 1 E: 0 LOB: 0 K: 3 BB: 0 S: 10 P: 11	R: 0 H: 0 E: 0 LOB: 1 K: 0 BB: 1 S: 2 P: 6	R: 0 H: 1 E: 0 LOB: 1 K: 1 BB: 0 S: 6 P: 6	R: 0 H: 0 E: 0 LOB: 0 K: 1 BB: 0 S: 5 P: 5	1B: 2 SF: 0 2B: 2 SAC: 0 3B: 1 DP: 1 HR: 1 HBP: 0						

PITCHER	IP	WLS	BF	H	R	ER	SO	BB	IBB	HBP	BLK	WP	HR	S	P	ERA	WHIP
27 Jeff Karstens, R (1, 1) ERA: 1.13	5.0	L	21	3	1	1	5	3	0	0	0	1	1	29	44	1.80	1.200
Joel Hanrahan, R (6, 1) ERA: 2.25	1.0		4	1	1	1	3	0	0	0	0	1	0	10	11	9.00	1.000
39 Jason Grilli, R (7, 1) ERA:	2.0		7	1	0	0	1	1	0	0	0	0	0	8	12	0.00	1.000
17 Ryota Igarashi, R (9, 1) ERA: 4.5	1.0		3	0	0	0	1	0	0	0	0	0	0	5	5	0.00	0.000

PITCHER	IP	WLS	BF	H	R	ER	SO	BB	IBB	HBP	BLK	WP	HR	S	P	ERA	WHIP

TOP

Tampa Bay Rays @ Pittsburgh Pirates

McKechnie Field, Bradenton, FL

Sat Mar 17 2012, 1:07 PM - 3:34 PM EDT

Att. 6,542 - Partly Cloudy - 83 F

livebaseballscorecards.com

AB	31
R	2
H	5
RBI	1
BB	4
SO	10
LOB	14

WP: 2 PA: 35
PB: 0
SB: 0
CS: 0

BOTTOM

Tampa Bay Rays @ Pittsburgh Pirates

McKechnie Field, Bradenton, FL

Sat Mar 17 2012, 1:07 PM - 3:34 PM EDT

Att. 6,542 - Partly Cloudy - 83 F

livebaseballscorecards.com

Batter	1	2	3	4	5	6	7	8	9	AB	R	H	RBI	BB	SO	LOB
7 Alex Presley, L (1, 7) OBP: 0.419, SLG: 0.600	G1-3		HBP		K			68 WP, 65 G5-3, 1B		2	0	0	0	0	1	1
64 Starling Marte, R (7, 8) OBP: 0.520, SLG: 0.920			2 G4-6-3		1-2					1	0	1	0	0	0	0
2 Nate McLouth, L (1, 9) OBP: 0.476, SLG: 0.500	18 1B, 2B		G4-6-3			G3		G5-3		3	0	1	0	0	0	2
65 Matt Hague, R (7, 3) OBP: 0.409, SLG: 0.682			1-2f 2-3					1-2		1	0	0	0	0	0	1
22 Andrew McCutchen, R (1, 8) OBP: 0.444, SLG: 0.667	F9		K			HR		P6		3	1	1	1	0	1	2
62 Gorkys Hernández, R (7, 7) OBP: 0.280, SLG: 0.150										1	0	0	0	0	0	1
18 Neil Walker, S (1, 4) OBP: 0.263, SLG: 0.263	2-3, 1B			G3-1		F7		F8		3	0	1	0	0	0	0
68 Eric Fryer, R (7, 2) OBP: 0.389, SLG: 0.267								2-3		1	0	0	0	0	0	1
46 Garrett Jones, L (1, 3) OBP: 0.385, SLG: 0.667	K			G1-3		K			P6	3	0	0	0	0	2	2
39 Jason Grilli, R (7, 1)										0	0	0	0	0	0	0
17 Ryota Igarashi, R (9, 1)										0	0	0	0	0	0	0
41 Jake Fox, R (9, PH) OBP: 0.294, SLG: 0.706										1	0	0	0	0	0	0
24 Pedro Alvarez, L (1, 5) OBP: 0.200, SLG: 0.435		K		K			K		K	3	0	0	0	0	3	0
69 Jordy Mercer, R (8, 5) OBP: 0.294, SLG: 0.267										1	0	0	0	0	1	0
26 Rod Barajas, R (1, 2) OBP: 0.294, SLG: 0.412		F7			G5-3		G6-3		K	2	0	0	0	0	0	0
36 Yamaico Navarro, R (7, 4) OBP: 0.346, SLG: 0.333										2	0	0	0	0	1	0
12 Clint Barmes, R (1, 6) OBP: 0.391, SLG: 0.500		K			7 BLK, 1B		31 WP, 2B			2	0	1	0	0	1	0
5 Josh Harrison, R (7, 6) OBP: 0.667, SLG: 1.067										1	0	1	0	0	0	0
27 Jeff Karstens, R (1, 1)			E3 2 G4-6-3 7 HBP		F9		F9			1	0	0	0	0	0	0
6 Jeff Clement, L (5, PH)										1	0	0	0	0	0	1
Joel Hanrahan, R (6, 1)										0	0	0	0	0	0	0
31 Jose Tabata, R (7, 9) OBP: 0.261, SLG: 0.364							2-3			1	0	0	0	0	0	1
Inning Stats	R: 0 E: 0 K: 1 S: 7 H: 2 LOB: 2 BB: 0 P: 7	R: 0 E: 0 K: 2 S: 7 H: 0 LOB: 0 BB: 0 P: 7	R: 0 E: 1 K: 1 S: 5 H: 0 LOB: 1 BB: 0 P: 6	R: 0 E: 0 K: 1 S: 5 H: 0 LOB: 0 BB: 0 P: 5	R: 0 E: 0 K: 1 S: 6 H: 1 LOB: 1 BB: 0 P: 6	R: 1 E: 0 K: 1 S: 6 H: 1 LOB: 0 BB: 0 P: 6	R: 0 E: 0 K: 1 S: 6 H: 1 LOB: 1 BB: 0 P: 7	R: 0 E: 0 K: 0 S: 4 H: 1 LOB: 1 BB: 0 P: 5	R: 0 E: 0 K: 2 S: 7 H: 0 LOB: 0 BB: 0 P: 7	1B: 3 2B: 2 3B: 0 HR: 1	SF: 0 SAC: 0 DP: 1 HBP: 1					WP: 2 PB: 0 SB: 0 CS: 0	PA: 34

	AB	33
	R	1
	H	6
	RBI	1
	BB	0
	SO	10
	LOB	12

PITCHER		IP	WLS	BF	H	R	ER	SO	BB	IBB	HBP	BLK	WP	HR	S	P	ERA	WHIP
33 James Shields, R ERA: 0.75	(1, 1)	6.0	W	23	4	1	1	7	0	0	1	1	0	1	36	37	1.50	0.667
57 Jake McGee, L ERA:	(7, 1)	1.0	H	4	1	0	0	1	0	0	0	0	1	0	6	7	0.00	1.000
47 Brandon Gomes, R ERA:	(8, 1)	1.0	H	4	1	0	0	0	0	0	0	0	1	0	4	5	0.00	1.000
67 Ryan Reid, R ERA: 2.57	(9, 1)	1.0	S	3	0	0	0	2	0	0	0	0	0	0	7	7	0.00	0.000

PITCHER		IP	WLS	BF	H	R	ER	SO	BB	IBB	HBP	BLK	WP	HR	S	P	ERA	WHIP

Batter	1	2	3	4	5	6	7	8	9	AB	R	H	RBI	BB	SO	LOB
7 Alex Presley, L (1, 7) (4, 8) OBP: 0.412, SLG: 0.563 30 Evan Chambers, R (6, 8)	B1-3		K			BB			K	2	0	0	0	1	1	0
										1	0	0	0	0	1	0
12 Clint Barmes, R (1, 6) OBP: 0.360, SLG: 0.458 46 Garrett Jones, L (6, PH) (6, 3) OBP: 0.357, SLG: 0.615	G6-3			P3		P5			K	2	0	0	0	0	0	0
										2	0	0	0	0	1	1
31 Jose Tabata, R (1, 9) OBP: 0.231, SLG: 0.320 28 Dan Grovatt, L (7, 9)	G1-3			K			G4-3			3	0	0	0	0	1	0
										0	0	0	0	0	0	0
14 Casey McGehee, R (1, 5) OBP: 0.250, SLG: 0.375 68 Eric Fryer, R (8, 2) OBP: 0.389, SLG: 0.267		F8		F9			F8			3	0	0	0	0	0	0
										0	0	0	0	0	0	0
18 Neil Walker, S (1, 4) OBP: 0.227, SLG: 0.227 5 Josh Harrison, R (7, 4) OBP: 0.667, SLG: 1.067		F9			K		K			3	0	0	0	0	2	0
										0	0	0	0	0	0	0
41 Jake Fox, R (1, 3) OBP: 0.316, SLG: 0.667 69 Jordy Mercer, R (6, 6) OBP: 0.278, SLG: 0.250		BB			L4			G5-3		1	0	0	0	1	0	0
										1	0	0	0	0	0	0
2 Nate McLouth, L (1, 8) OBP: 0.455, SLG: 0.474 49 Brandon Boggs, S (4, 7) OBP: 0.261, SLG: 0.105		K			K			1B		1	0	0	0	0	1	1
										2	0	1	0	0	1	0
55 Michael McKenry, R (1, 2) OBP: 0.231, SLG: 0.167 24 Pedro Alvarez, L (8, PH) (8, 5) OBP: 0.192, SLG: 0.417			G5-3			G4-3		G4-3		2	0	0	0	0	0	0
										1	0	0	0	0	0	0
65 Matt Hague, R (1, 10) OBP: 0.375, SLG: 0.625 36 Yamaico Navarro, R (9, PH) OBP: 0.333, SLG: 0.320			K			F8			K	2	0	0	0	0	1	0
										1	0	0	0	0	1	0
Inning Stats	R: 0 E: 0 K: 0 S: 3	R: 0 E: 0 K: 1 S: 5	R: 0 E: 0 K: 2 S: 7	R: 0 E: 0 K: 1 S: 5	R: 0 E: 0 K: 2 S: 7	R: 0 E: 0 K: 0 S: 3	R: 0 E: 0 K: 1 S: 5	R: 0 E: 0 K: 0 S: 3	R: 0 E: 0 K: 3 S: 9							
	H: 0 LOB: 0 BB: 0 P: 3	H: 0 LOB: 1 BB: 1 P: 9	H: 0 LOB: 0 BB: 0 P: 7	H: 0 LOB: 0 BB: 0 P: 5	H: 0 LOB: 0 BB: 0 P: 7	H: 0 LOB: 1 BB: 1 P: 7	H: 0 LOB: 0 BB: 0 P: 5	H: 1 LOB: 0 BB: 0 P: 3	H: 0 LOB: 0 BB: 0 P: 9							

PITCHER		IP	WLS	BF	H	R	ER	SO	BB	IBB	HBP	BLK	WP	HR	S	P	ERA	WHIP
47 Francisco Liriano, L ERA: 2.77	(1, 1)	5.0	W	16	0	0	0	6	1	0	0	0	0	0	27	31	0.00	0.200
60 Jeff Gray, R ERA:	(6, 1)	1.0		4	0	0	0	0	1	0	0	0	0	0	3	7	0.00	1.000
69 Samuel Deduno, R ERA:	(7, 1)	1.0		3	0	0	0	1	0	0	0	0	0	0	5	5	0.00	0.000
67 Luis Perdomo, R ERA: 2.25	(8, 1)	1.0		3	1	0	0	0	0	0	0	0	0	0	3	3	0.00	1.000
85 Casey Fien, R ERA:	(9, 1)	1.0		3	0	0	0	3	0	0	0	0	0	0	9	9	0.00	0.000

PITCHER IP WLS BF H R ER SO BB IBB HBP BLK WP HR S P ERA WHIP

TOP

Pittsburgh Pirates @ Minnesota Twins

Hammond Stadium, Fort Myers, FL

Sun Mar 18 2012, 1:14 PM - 3:31 PM EDT

Att. 7,851 - Partly Cloudy - 81 F

livebaseballscorecards.com

AB	27
R	0
H	1
RBI	0
BB	2
SO	10
LOB	2

1B: 1 SF: 0
2B: 0 SAC: 0
3B: 0 DP: 0
HR: 0 HBP: 0

WP: 0 PA: 29
PB: 0
SB: 0
CS: 0

BOTTOM

Pittsburgh Pirates @ Minnesota Twins

Hammond Stadium, Fort Myers, FL

Sun Mar 18 2012, 1:14 PM - 3:31 PM EDT

Att. 7,851 - Partly Cloudy - 81 F

livebaseballscorecards.com

Batter	1	2	3	4	5	6	7	8	9	AB	R	H	RBI	BB	SO	LOB
12 Alexi Casilla, S (1, 4) OBP: 0.400, SLG: 0.393 71 Pedro Florimón, S (6, PH) OBP: 0.294, SLG: 0.267 (7, 4)	F8	8 2B / 7 G6-3 1B 1-2 2-3 3-H		G4-3		FC6-4 1-2f	G4-3			3 2	1 0	1 0	1 0	0 0	0 0	0 2
8 Jamey Carroll, R (1, 6) OBP: 0.258, SLG: 0.154 77 Brian Dozier, R (7, 6) OBP: 0.333, SLG: 0.550	16 WP / 33 HBP 1B	7 G6-3 / 33 G4-3 2B 1-3 2-H 3-H		P3			HR	K		3 2	1 1	2 1	2 1	0 0	0 1	0 0
7 Joe Mauer, L (1, 2) OBP: 0.345, SLG: 0.269 32 René Rivera, R (7, 2) OBP: 0.455, SLG: 0.500	K	G6-3 2-3 3-H		G3-1			26 2B / 83 2B BB	2B		3 1	0 1	0 1	1 0	0 1	1 0	2 0
33 Justin Morneau, L (1, 10) OBP: 0.167, SLG: 0.107 27 Chris Parmelee, L (7, PH) OBP: 0.393, SLG: 0.542 (8, 10)	16 BB / HBP 1-2	G4-3 3-H			P4		F9	K		2 2	0 0	0 0	1 0	0 0	0 1	0 2
16 Josh Willingham, R (1, 9) OBP: 0.433, SLG: 0.364 26 Brian Dinkelman, L (6, 9) OBP: 0.381, SLG: 0.421	BB 1-2 2-3	G6-3			F7		83 2B 2B 1-3	L4		2 2	0 1	0 1	0 0	1 0	0 0	0 1
22 Danny Valencia, R (1, 5) OBP: 0.281, SLG: 0.625 83 Ray Chang, R (7, 5) OBP: 0.462, SLG: 0.500	K		F8	F8			24 WP / 24 1B 2B 2-H 3-H			3 1	0 1	0 1	0 2	0 0	1 0	3 0
24 Trevor Plouffe, R (1, 7) OBP: 0.344, SLG: 0.310 11 Ben Revere, L (7, PR) OBP: 0.370, SLG: 0.320 (8, 7)		63 1B / 70 1B / 12 1B 1B	F8			F9	63 WP / 73 G4-3 / 63 1B 1B 2-H			4 0	1 1	2 0	1 0	0 0	0 0	0 0
70 Aaron Bates, R (1, 3) OBP: 0.429, SLG: 0.450 73 Michael Hollimon, S (7, 3) OBP: 0.588, SLG: 0.733		12 1B / 63 1B / 8 2B 1B 1-2	63 FC5-4 1B			F8	G4-3 1-2			3 1	1 0	2 0	0 0	0 0	0 0	0 1
63 Joe Benson, R (1, 8) OBP: 0.370, SLG: 0.435		12 1B / 8 2B 1B 1-2 2-3	FC5-4 1-2f			71 FC6-4 BB	2-H 1B			3	1	2	1	1	0	1
Inning Stats	R: 0 E: 0 K: 2 S: 8 / H: 1 LOB: 3 BB: 1 P: 13	R: 5 E: 0 K: 0 S: 8 / H: 5 LOB: 0 BB: 0 P: 8	R: 0 E: 0 K: 0 S: 4 / H: 1 LOB: 1 BB: 0 P: 4	R: 0 E: 0 K: 0 S: 3 / H: 0 LOB: 0 BB: 0 P: 3	R: 0 E: 0 K: 0 S: 3 / H: 0 LOB: 0 BB: 0 P: 3	R: 0 E: 0 K: 0 S: 3 / H: 0 LOB: 1 BB: 1 P: 7	R: 5 E: 0 K: 0 S: 10 / H: 5 LOB: 1 BB: 1 P: 18	R: 0 E: 0 K: 2 S: 8 / H: 1 LOB: 1 BB: 0 P: 8		1B: 8 2B: 4 3B: 0 HR: 1	SF: 0 SAC: 0 DP: 0 HBP: 1			WP: 3 PB: 0 SB: 0 CS: 0	PA: 41		

	AB	R	H	RBI	BB	SO	LOB
AB	**37**						
R	**10**						
H	**13**						
RBI	**10**						
BB	**3**						
SO	**4**						
LOB	**12**						

PITCHER		IP	WLS	BF	H	R	ER	SO	BB	IBB	HBP	BLK	WP	HR	S	P	ERA	WHIP
50 Charlie Morton, R ERA: 9.0	(1, 1)	3.0	L	18	7	5	5	2	1	0	1	0	1	0	20	25	15.00	2.667
47 Evan Meek, R ERA: 7.71	(4, 1)	1.0		3	0	0	0	0	0	0	0	0	0	0	3	3	0.00	0.000
77 Juan Cruz, R ERA: 1.5	(5, 1)	1.0		3	0	0	0	0	0	0	0	0	0	0	3	3	0.00	0.000
44 Tony Watson, L ERA: 9.0	(6, 1)	1.0		4	0	0	0	0	1	0	0	0	0	0	3	7	0.00	1.000
63 Chris Leroux, R ERA: 12.46	(7, 1)	0.1		5	3	4	4	0	1	0	0	0	0	1	6	12	108.00	12.000

PITCHER		IP	WLS	BF	H	R	ER	SO	BB	IBB	HBP	BLK	WP	HR	S	P	ERA	WHIP
38 Tim Wood, R ERA: 2.45	(7, 1)	0.2		4	2	1	1	0	0	0	0	0	2	0	4	6	13.50	3.000
48 Jared Hughes, R ERA: 3.0	(8, 1)	1.0		4	1	0	0	2	0	0	0	0	0	0	8	8	0.00	1.000

Pittsburgh Pirates @ New York Yankees

George M. Steinbrenner Field, Tampa, FL

Tue Mar 20 2012, 7:08 PM - 10:17 PM EDT

Att. 10,908 - Partly Cloudy - 84 F

livebaseballscorecards.com

TOP

Batter	1	2	3	4	5	6	7	8	9	AB	R	H	RBI	BB	SO	LOB
7 Alex Presley, L (1, 7) OBP: 0.378, SLG: 0.514 49 Brandon Boggs, S (6, 7) OBP: 0.250, SLG: 0.100	G6-3		G4-3			F8		K		3 1	0 0	0 0	0 0	0 0	0 1	0 0
31 Jose Tabata, R (1, 9) OBP: 0.276, SLG: 0.357 36 Yamaico Navarro, R (6, 9) OBP: 0.321, SLG: 0.308	22 E 22 HR 1B		K			22 1B 18 1B 1B		P3		3 1	2 0	2 0	0 0	0 0	1 0	0 0
22 Andrew McCutchen, R (1, 8) OBP: 0.467, SLG: 0.778 65 Matt Hague, R (6, 3) OBP: 0.400, SLG: 0.640	1-H HR		K			18 1B 1-3 1B		1B		3 1	1 0	2 1	2 0	0 0	1 0	0 0
18 Neil Walker, S (1, 4) OBP: 0.280, SLG: 0.280 5 Josh Harrison, R (6, 4) OBP: 0.632, SLG: 1.000 (7, 6) (8, 4)	46 CS 1B			K		1-2 3-H 1B		F9		3 1	0 0	2 0	1 0	0 0	1 0	0 1
46 Garrett Jones, L (1, 3) OBP: 0.355, SLG: 0.571 Mel Rojas Jr., S (6, 8)	1-2 BB			L3		K			G6-3	2 1	0 0	0 0	0 0	1 0	1 0	2 0
26 Rod Barajas, R (1, 2) OBP: 0.250, SLG: 0.350 68 Eric Fryer, R (6, 2) OBP: 0.421, SLG: 0.313	P3			P5		K			69 1B 1B	3 1	0 0	0 1	0 0	0 0	1 0	3 0
24 Pedro Alvarez, L (1, 5) OBP: 0.172, SLG: 0.370 57 Daniel Moskos, R (7, 1) 48 Jared Hughes, R (8, 1) 6 Jeff Clement, L (9, PH)		K			G3		F8		F7	3 0 0 1	0 0 0 0	0 0 0 0	0 0 0 0	0 0 0 0	1 0 0 0	0 0 0 1
12 Clint Barmes, R (1, 6) OBP: 0.370, SLG: 0.462 69 Jordy Mercer, R (6, 6) OBP: 0.300, SLG: 0.278 (7, 4) (8, 6)		K			41 G3-6-3 1B		G5-3		1-2 1B	2 2	0 0	1 1	0 0	0 0	1 0	0 0
45 Erik Bedard, L (1, 1) 23 Jo-Jo Reyes, L (4, 1) 66 Shairon Martis, R (4, 1) 41 Jake Fox, R (5, PH) OBP: 0.300, SLG: 0.632 17 Ryota Igarashi, R (5, 1) 25 Daniel McCutchen, R (6, 1) 14 Casey McGehee, R (7, PH) OBP: 0.231, SLG: 0.346 (7, 5)		K			G3-6-3 1-2f		G6-3		L8	1 0 0 1 0 0 0 2	0 0 0 0 0 0 0 0	0 0 0 0 0 0 0 0	0 0 0 0 0 0 0 0	0 0 0 0 0 0 0 0	1 0 0 0 0 0 0 0	0 0 0 1 0 0 0 2
Inning Stats	R: 2 E: 0 K: 0 S: 8 H: 3 LOB: 1 BB: 1 P: 15	R: 0 E: 0 K: 3 S: 9 H: 0 LOB: 0 BB: 0 P: 9	R: 0 E: 0 K: 2 S: 7 H: 0 LOB: 0 BB: 0 P: 7	R: 0 E: 0 K: 1 S: 5 H: 0 LOB: 0 BB: 0 P: 5	R: 0 E: 0 K: 0 S: 3 H: 1 LOB: 0 BB: 0 P: 3	R: 1 E: 0 K: 2 S: 10 H: 3 LOB: 2 BB: 0 P: 10	R: 0 E: 0 K: 0 S: 3 H: 0 LOB: 0 BB: 0 P: 3	R: 0 E: 0 K: 1 S: 6 H: 1 LOB: 1 BB: 0 P: 6	R: 0 E: 0 K: 0 S: 5 H: 2 LOB: 2 BB: 0 P: 5	1B: 9 2B: 0 3B: 0 HR: 1	SF: 0 SAC: 0 DP: 1 HBP: 0					

	AB	35
	R	3
	H	10
	RBI	3
	BB	1
	SO	9
	LOB	10

WP: 0 PA: 36
PB: 0
SB: 0
CS: 1

PITCHER		IP	WLS	BF	H	R	ER	SO	BB	IBB	HBP	BLK	WP	HR	S	P	ERA	WHIP
35 Michael Pineda, R ERA: 3.97	(1, 1)	3.0		12	3	2	2	5	1	0	0	0	0	1	24	31	6.00	1.333
42 Mariano Rivera, R ERA:	(4, 1)	1.0	W	3	0	0	0	1	0	0	0	0	0	0	5	5	0.00	0.000
48 Boone Logan, L ERA: 3.0	(5, 1)	1.0		3	1	0	0	0	0	0	0	0	0	0	3	3	0.00	1.000
53 Cory Wade, R ERA: 3.86	(6, 1)	1.0		6	3	1	1	2	0	0	0	0	0	0	10	10	9.00	3.000
97 Juan Cedeno, L ERA: 8.31	(7, 1)	1.0		3	0	0	0	0	0	0	0	0	0	0	3	3	0.00	0.000

PITCHER		IP	WLS	BF	H	R	ER	SO	BB	IBB	HBP	BLK	WP	HR	S	P	ERA	WHIP
George Kontos, R ERA:	(8, 1)	1.0		4	1	0	0	1	0	0	0	0	0	0	6	6	0.00	1.000
63 Branden Pinder, R ERA:	(9, 1)	1.0		5	2	0	0	0	0	0	0	0	0	0	5	5	0.00	2.000

BOTTOM

Batter	1	2	3	4	5	6	7	8	9	AB	R	H	RBI	BB	SO	LOB
14 Curtis Granderson, L (1, 8) OBP: 0.467, SLG: 0.731 40 Bill Hall, R (7, 7) OBP: 0.357, SLG: 0.417	x 0-0 24 G6-4-3 2B		x 0-0 24 FC3-6 33 E 13 1B 1-3 1B	B B B 4-0 24 BB 64 WP 13 1B BB	B B B 4-0 64 2B BB		x 0-0 ③ G6-3			2 1	3 0	2 0	0 0	2 0	0 0	0 0
33 Nick Swisher, S (1, 9) OBP: 0.286, SLG: 0.500 64 Justin Maxwell, R (3, PR) OBP: 0.520, SLG: 0.619 (4, 9) (7, 8)	B B B B 4-0 24 G6-4-3 BB		x 0-0 E5 24 FC3-6 1-2 3-H	B B B B 4-0 24 BB 13 1B 1-2 2-3 BB	x 0-0 1-H 2-H 2B			x 0-0 67 1B 2B		1 2	0 2	0 2	0 1	1 0	0 0	1 0
24 Robinson Canó, L (1, 4) OBP: 0.212, SLG: 0.300 67 Colin Curtis, L (7, 9) OBP: 0.375, SLG: 0.500	x 0-0 ① ② G6-4-3 1-2f 2-3		x 0-0 ① FC3-6 25 F8 13 1B 1-2f 2-3	B B B B 4-0 13 1B 25 1B 1-2 2-3 3-H BB	x 0-0 ② L7			x 0-0 12 G3-6-1 60 E 2-H 1B		3 1	1 0	0 1	1 1	1 0	0 0	5 0
13 Alex Rodriguez, R (1, 5) OBP: 0.419, SLG: 0.630 60 Jayson Nix, R (7, 5) OBP: 0.333, SLG: 0.360	B B B B 4-0 BB		x 0-0 1-2 3-H 1B	x 0-0 25 1B 22 2B 1-2 2-H 3-H 1B	S S S 0-3 ③ K			x 0-0 FC6 12 G3-6-1 1-2		3 1	1 0	2 0	3 0	1 0	1 0	1 1
25 Mark Teixeira, S (1, 3) OBP: 0.379, SLG: 0.292 12 Eric Chavez, L (6, 3) OBP: 0.125, SLG: 0.167	x 0-0 ③ G6-3		x 0-0 ② F8 2-3	x 0-0 22 2B 1-2 2-H 1B		x 0-0 ① F7		x 0-0 ① ② G3-6-1 1-2f 2-3		3 2	0 0	1 0	1 0	0 0	0 0	4 2
22 Andruw Jones, R (1, 10) OBP: 0.303, SLG: 0.214 41 Chris Dickerson, L (8, PH) OBP: 0.350, SLG: 0.294 (9, 10)		x 0-0 ① P3	C C C 0-3 ③ K	x 0-0 1-3 2-H 2B		S S S 0-3 ② K		x 0-0 ③ G4-3		4 1	0 0	1 0	1 0	0 0	2 0	2 1
55 Russell Martin, R (1, 2) OBP: 0.348, SLG: 0.350 19 Ramiro Pena, S (7, 4) OBP: 0.375, SLG: 0.400	C S S C 0-3 ② K	x 0-0 64 WP 24 BB 2B	G5-3			x 0-0 ③ G6-3				4 0	1 0	1 0	0 0	0 0	1 0	2 0
26 Eduardo Núñez, R (1, 6) OBP: 0.417, SLG: 0.364 74 Doug Bernier, R (7, 6) OBP: 0.350, SLG: 0.421	S C T 0-2 ③ K			x 0-0 ① G6-3	x 0-0 11 PB 64 2B 1B		S S S 0-3 ① K			3 1	1 0	1 0	0 0	0 0	1 1	1 0
11 Brett Gardner, L (1, 7) OBP: 0.294, SLG: 0.241 17 Francisco Cervelli, R (7, 2) OBP: 0.192, SLG: 0.250			x 0-0 14 1B 33 E 1B	x 0-0 ② G3	B C C C 1-3 ① K 1-2		x 0-0 ② G3-1			3 1	1 0	1 0	0 0	0 0	1 0	2 0
Inning Stats	R: 0 E: 0 K: 0 S: 3 H: 1 LOB: 2 BB: 2 P: 11	R: 0 E: 0 K: 2 S: 7 H: 0 LOB: 0 BB: 0 P: 7	R: 2 E: 1 K: 1 S: 9 H: 3 LOB: 2 BB: 0 P: 9	R: 5 E: 0 K: 0 S: 7 H: 4 LOB: 2 BB: 3 P: 19	R: 2 E: 0 K: 2 S: 9 H: 2 LOB: 1 BB: 1 P: 14	R: 0 E: 0 K: 1 S: 5 H: 0 LOB: 0 BB: 0 P: 5	R: 0 E: 0 K: 1 S: 5 H: 0 LOB: 0 BB: 0 P: 5	R: 1 E: 1 K: 0 S: 5 H: 2 LOB: 1 BB: 0 P: 5		1B: 7 2B: 5 3B: 0 HR: 0	SF: 0 SAC: 0 DP: 2 HBP: 0					

PITCHER		IP	WLS	BF	H	R	ER	SO	BB	IBB	HBP	BLK	WP	HR	S	P	ERA	WHIP
45 Erik Bedard, L ERA: 6.23	(1, 1)	3.2	L	19	5	4	4	3	3	0	0	0	0	0	22	34	9.82	2.182
23 Jo-Jo Reyes, L ERA: 12.86	(4, 1)	0.0		5	3	3	3	0	2	0	0	0	1	0	3	11	∞	∞
66 Shairon Martis, R ERA:	(4, 1)	0.1		1	0	0	0	0	0	0	0	0	0	0	1	1	0.00	0.000
17 Ryota Igarashi, R ERA: 6.43	(5, 1)	1.0		6	2	2	2	2	1	0	0	0	0	0	9	14	18.00	3.000
25 Daniel McCutchen, R ERA: 1.93	(6, 1)	1.0		3	0	0	0	1	0	0	0	0	0	0	5	5	0.00	0.000

PITCHER		IP	WLS	BF	H	R	ER	SO	BB	IBB	HBP	BLK	WP	HR	S	P	ERA	WHIP
57 Daniel Moskos, L ERA:	(7, 1)	1.0		3	0	0	0	1	0	0	0	0	0	0	5	5	0.00	0.000
48 Jared Hughes, R ERA: 3.86	(8, 1)	1.0		5	2	1	1	0	0	0	0	0	0	0	5	5	9.00	2.000

Pittsburgh Pirates @ New York Yankees

George M. Steinbrenner Field, Tampa, FL

Tue Mar 20 2012, 7:08 PM - 10:17 PM EDT

Att. 10,908 - Partly Cloudy - 84 F

livebaseballscorecards.com

AB	36
R	10
H	12
RBI	9
BB	6
SO	7
LOB	22



1B: 7 SF: 0 WP: 1 PA: 42
2B: 5 SAC: 0 PB: 1
3B: 0 DP: 2 SB: 0
HR: 0 HBP: 0 CS: 0

Boston Red Sox @ Pittsburgh Pirates

McKechnie Field, Bradenton, FL

Wed Mar 21 2012, 1:08 PM - 4:11 PM EDT

Att. 6,559 - Sunny - 85 F

TOP

livebaseballscorecards.com

Batter	1	2	3	4	5	6	7	8	9	AB	R	H	RBI	BB	SO	LOB
77 Pedro Ciriaco, R (1, 4) OBP: 0.429, SLG: 0.643	F8		P3		B1-3	E3 1-2 2-H			K	4	0	0	0	0	0	2
88 Sean Coyle, R (6, 4)										1	0	0	0	0	1	0
76 Jose Iglesias, R (1, 6) OBP: 0.278, SLG: 0.353	20 G4-3 1B		F8		G3-1		F8		L7	4	0	1	0	0	0	0
94 Ryan Dent, R (8, 5) OBP: 0.167, SLG: 0.167										1	0	0	0	0	0	0
20 Kevin Youkilis, R (1, 5) OBP: 0.357, SLG: 0.261	G4-3 1-2		G5-3		28 2B 1B		K		2B	3	1	1	0	0	0	1
71 Nate Spears, L (6, 5) OBP: 0.400, SLG: 0.519										2	0	1	0	0	1	0
(8, 6)																
28 Adrián González, L (1, 3) OBP: 0.417, SLG: 0.545	G4-3			39 HR 2B	1-H 2B		HR		F9	3	1	2	1	0	0	1
72 Mauro Gomez, R (6, 3) OBP: 0.250, SLG: 0.625										2	1	1	1	0	0	1
39 Jarrod Saltalamacchia, S (1, 2) OBP: 0.316, SLG: 0.438		73 1B 2B		2-H HR	G3		G5-3			3	2	2	2	0	0	1
81 Dan Butler, R (6, 2) OBP: 0.222, SLG: 0.556										1	0	0	0	0	0	0
60 Ryan Lavarnway, R (1, 10) OBP: 0.462, SLG: 0.478		F7	F9			77 E 73 SH5-3 77 E3 1B		F8		4	0	1	0	0	0	1
73 Josh Kroeger, L (1, 9) OBP: 0.212, SLG: 0.355										2	0	1	1	0	0	0
98 Daniel Nava, S (7, 9)		16 FC5-4 2-H 1B	F8		SH5-3 1-2			G6-3		1	0	0	0	0	0	0
16 Jason Repko, R (1, 8) OBP: 0.281, SLG: 0.214										2	0	1	0	1	0	1
66 Shannon Wilkerson, R (7, 8) OBP: 1.000, SLG: 1.500	FC5-4 82 S 1-2f			82 S 1B		77 E3 BB		1B		1	0	1	0	0	0	0
82 Alex Hassan, R (1, 7) OBP: 0.448, SLG: 0.200		G3 1-3		K 1-2				F8		2	0	0	0	0	1	2
62 Lars Anderson, L (6, PH) OBP: 0.464, SLG: 0.583										2	0	0	0	0	1	3
(6, 7)																
Inning Stats	R: 0 E: 0 K: 0 S: 4 H: 1 LOB: 1 BB: 0 P: 4	R: 1 E: 0 K: 0 S: 7 H: 2 LOB: 1 BB: 0 P: 7	R: 0 E: 0 K: 0 S: 3 H: 0 LOB: 0 BB: 0 P: 3	R: 2 E: 0 K: 1 S: 8 H: 3 LOB: 1 BB: 0 P: 9	R: 1 E: 0 K: 0 S: 5 H: 2 LOB: 1 BB: 0 P: 5	R: 0 E: 1 K: 1 S: 6 H: 1 LOB: 2 BB: 1 P: 10	R: 1 E: 0 K: 1 S: 7 H: 1 LOB: 0 BB: 0 P: 7	R: 0 E: 0 K: 0 S: 4 H: 1 LOB: 1 BB: 0 P: 4	R: 0 E: 0 K: 1 S: 6 H: 1 LOB: 1 BB: 0 P: 6	1B: 6 2B: 4 3B: 0 HR: 2 SF: 0 SAC: 1 DP: 0 HBP: 0	WP: 0 PB: 0 SB: 3 CS: 0 PA: 40					

	AB	38
	R	5
	H	12
	RBI	5
	BB	1
	SO	4
	LOB	13

PITCHER	IP	WLS	BF	H	R	ER	SO	BB	IBB	HBP	BLK	WP	HR	S	P	ERA	WHIP
29 Kevin Correia, R (1, 1) ERA: 2.57	5.0		23	8	4	4	1	0	0	0	0	0	1	27	28	7.20	1.600
Joel Hanrahan, R (6, 1) ERA: 1.8	1.0		5	1	0	0	1	1	0	0	0	0	0	6	10	0.00	2.000
47 Evan Meek, R (7, 1) ERA: 6.75	2.0	W	8	2	1	1	1	0	0	0	0	0	1	11	11	4.50	1.000
77 Juan Cruz, R (9, 1) ERA: 1.29	1.0	S	4	1	0	0	1	0	0	0	0	0	0	6	6	0.00	1.000

PITCHER	IP	WLS	BF	H	R	ER	SO	BB	IBB	HBP	BLK	WP	HR	S	P	ERA	WHIP

BOTTOM

Boston Red Sox @ Pittsburgh Pirates

McKechnie Field, Bradenton, FL

Wed Mar 21 2012, 1:08 PM - 4:11 PM EDT

Att. 6,559 - Sunny - 85 F

livebaseballscorecards.com

Batter	1	2	3	4	5	6	7	8	9	AB	R	H	RBI	BB	SO	LOB
31 Jose Tabata, R (1, 9) OBP: 0.250, SLG: 0.323	G6-3	FC6-4 1-2f		F9			2 S 2 HR 1B			3	0	0	0	0	0	3
7 Alex Presley, L (7, 7) OBP: 0.395, SLG: 0.528										1	1	1	0	0	0	0
5 Josh Harrison, R (1, 6) OBP: 0.636, SLG: 1.000	22 CS 1B		22 1B 2B	FC1-6-4 2-3			BBX 1-H HR			3	1	2	0	0	0	1
2 Nate McLouth, L (7, 8) OBP: 0.478, SLG: 0.650										1	1	1	2	0	0	0
22 Andrew McCutchen, R (1, 8) OBP: 0.485, SLG: 0.759	BBBB 14 S 1-2 BB		14 1B 18 1B 2-H 1B		L5					2	1	1	1	1	0	0
41 Jake Fox, R (7, 3) OBP: 0.333, SLG: 0.650										1	0	1	0	0	0	0
14 Casey McGehee, R (1, 3) OBP: 0.276, SLG: 0.357	SBBBB 1-2 BB		18 1B 1-2 1B		F8		SSS K			2	0	1	0	1	0	0
19 Nick Evans, R (7, 5) OBP: 0.053, SLG: 0.211										1	0	0	0	0	1	1
18 Neil Walker, S (1, 4) OBP: 0.286, SLG: 0.286	CCC K		65 HR 1-3 2-H 1B		CCC K		SSS K			3	1	1	1	0	2	2
69 Jordy Mercer, R (7, 6) OBP: 0.286, SLG: 0.263										1	0	0	0	0	1	1
65 Matt Hague, R (1, 5) OBP: 0.429, SLG: 0.750		55 1B 36 G4-1 29 FC2 1B	SSX 1-H HR		F8			SSS K		3	1	2	2	0	0	0
Alex Fuselier, L (7, 9)										1	0	0	0	0	1	0
36 Yamaico Navarro, R (1, 7) OBP: 0.313, SLG: 0.276	G4-1 1-2		F8				SSS K	BBBB G4-3 BB		3	0	0	0	1	1	1
(7, 4)																
55 Michael McKenry, R (1, 2) OBP: 0.250, SLG: 0.200	29 FC2 2-3 1B		F8				F9	G4-3 1-2f		3	0	1	0	0	0	0
47 Evan Meek, R (7, 1)										0	0	0	0	0	0	0
Taylor Lewis, L (8, PH)										1	0	0	0	0	0	1
77 Juan Cruz, R (9, 1)										0	0	0	0	0	0	0
29 Kevin Correia, R (1, 1) OBP: 0.250, SLG: 0.500	FC2 31 FC6-4 1-2 3-H			5 FC1-6- 2B			G6-1			2	0	1	0	0	0	2
Joel Hanrahan, R (6, 1)										0	0	0	0	0	0	0
68 Eric Fryer, R (7, 2) OBP: 0.400, SLG: 0.294										1	0	0	0	0	0	0
Inning Stats	R: 0 H: 1 E: 0 LOB: 2 K: 1 BB: 2 S: 6 P: 14	R: 0 H: 2 E: 0 LOB: 2 K: 0 BB: 0 S: 5 P: 5	R: 4 H: 5 E: 0 LOB: 0 K: 0 BB: 0 S: 9 P: 9	R: 0 H: 1 E: 0 LOB: 0 K: 0 BB: 0 S: 3 P: 3	R: 0 H: 0 E: 0 LOB: 0 K: 1 BB: 0 S: 5 P: 5		R: 0 H: 0 E: 0 LOB: 0 K: 1 BB: 0 S: 5 P: 5	R: 2 H: 3 E: 0 LOB: 1 K: 2 BB: 0 S: 10 P: 12	R: 0 H: 0 E: 0 LOB: 0 K: 1 BB: 1 S: 4 P: 8							

| | | | | | | | | | | | | | | | |

Tampa Bay Rays @ Pittsburgh Pirates

McKechnie Field, Bradenton, FL

Thu Mar 22 2012, 1:06 PM - 4:24 PM EDT

Att. 5,639 - Cloudy - 85 F

TOP

livebaseballscorecards.com

Batter	1	2	3	4	5	6	7	8	9	AB	R	H	RBI	BB	SO	LOB
9 Elliot Johnson, S (1, 6) OBP: 0.231, SLG: 0.194 75 Leonardo Reginatto, R (8, 6)	F8		F7	L9		FC1-2 1-2 3-H		54 SH 60 1B 1B		5 0	1 0	1 0	0 0	0 0	0 0	3 0
5 Sam Fuld, L (1, 8) OBP: 0.346, SLG: 0.227 Jeff Malm, L (6, 3) OBP: 1.000, SLG: 1.000	G5-3		K		23 E 23 G3-4-1 1B	F9		54 SH 60 1B 1-2 1B		4 1	1 1	1 1	0 0	0 0	1 0	2 0
18 Ben Zobrist, S (1, 4) OBP: 0.281, SLG: 0.250 54 Robby Price, L (6, 4)	1B		23 BB 7 1B BB		K	K	K	SH 60 1B 22 FC6-2 1-2 2-3		2 1	1 0	1 0	0 0	1 0	1 1	1 0
23 Carlos Pena, L (1, 10) OBP: 0.310, SLG: 0.217 60 Matt Mangini, L (7, PH) OBP: 0.395, SLG: 0.353 (7, 10)	G3		7 1B 1-2 BB	G3-4-1 1-H		21 F9 22 E 65 1B BB		1-3 2-H 3-H 1B		2 1	0 1	0 1	1 2	1 1	0 0	1 0
7 Jeff Keppinger, R (1, 3) OBP: 0.394, SLG: 0.400 22 Todd Glaesmann, R (6, 9)		F7 1-3 2-H 1B	L6			E9 65 1B 1-2		FC6-2 3-H		3 2	0 0	1 0	1 0	0 0	0 0	0 2
21 Jose Lobaton, S (1, 2) OBP: 0.281, SLG: 0.267		F8	F7			63 E 45 BB 10 FC3-6 BB	F9 2-3	F7		4	1	0	0	1	0	5
45 Jeff Salazar, L (1, 9) OBP: 0.483, SLG: 0.524 65 Brad Coon, L (6, 8) OBP: 0.333, SLG: 0.320		63 S 63 1B BB		63 S BB		10 FC3-6 63 E 9 FC1-2 1-2 BB	1-2 3-H 1B		G4-3	0 2	1 0	0 1	0 1	3 0	0 0	0 0
63 Chris Gimenez, R (1, 7) OBP: 0.270, SLG: 0.257	1-H 1B			F8 1-2		FC1 10 FC3-6 1-2 2-3	L5		F9	5	0	1	1	0	0	5
10 Will Rhymes, L (1, 5) OBP: 0.195, SLG: 0.256		K		F8		FC3-6 9 FC1-2 1-2f 2-3 3-H		HR	F8	5	1	1	2	0	1	4
Inning Stats	R: 0 E: 0 K: 0 S: 4 H: 1 LOB: 1 BB: 0 P: 4	R: 1 E: 0 K: 1 S: 6 H: 1 LOB: 1 BB: 1 P: 11	R: 1 E: 0 K: 1 S: 6 H: 1 LOB: 2 BB: 2 P: 14	R: 0 E: 0 K: 0 S: 3 H: 0 LOB: 1 BB: 1 P: 8	R: 1 E: 0 K: 1 S: 6 H: 1 LOB: 0 BB: 0 P: 7	R: 1 E: 1 K: 0 S: 4 H: 0 LOB: 2 BB: 2 P: 12	R: 1 E: 1 K: 1 S: 7 H: 1 LOB: 2 BB: 1 P: 11	R: 3 E: 0 K: 0 S: 9 H: 4 LOB: 1 BB: 0 P: 9	R: 0 E: 0 K: 0 S: 3 H: 0 LOB: 0 BB: 0 P: 3	1B: 8 2B: 0 3B: 0 HR: 1 SF: 0 SAC: 1 DP: 0 HBP: 0						

AB	37
R	8
H	9
RBI	8
BB	7
SO	4
LOB	23

WP: 0 PB: 0 SB: 2 CS: 0 PA: 45

PITCHER		IP	WLS	BF	H	R	ER	SO	BB	IBB	HBP	BLK	WP	HR	S	P	ERA	WHIP
27 Jeff Karstens, R ERA: 2.08	(1, 1)	5.0		23	4	3	2	3	4	0	0	0	0	0	25	44	3.60	1.600
78 Doug Slaten, L ERA: 9.0	(6, 1)	1.0	B	6	0	1	1	0	2	0	0	0	0	0	4	12	9.00	2.000
57 Daniel Moskos, L ERA:	(7, 1)	0.2	B	5	1	1	0	1	1	0	0	0	0	0	6	10	0.00	3.000
66 Shairon Martis, R ERA:	(7, 1)	0.1		1	0	0	0	0	0	0	0	0	0	0	1	1	0.00	0.000
39 Jason Grilli, R ERA: 3.86	(8, 1)	1.0	L	7	4	3	3	0	0	0	0	0	0	1	9	9	27.00	4.000

PITCHER		IP	WLS	BF	H	R	ER	SO	BB	IBB	HBP	BLK	WP	HR	S	P	ERA	WHIP
44 Tony Watson, L ERA: 7.71	(9, 1)	1.0		3	0	0	0	0	0	0	0	0	0	0	3	3	0.00	0.000

BOTTOM

Tampa Bay Rays @ Pittsburgh Pirates

McKechnie Field, Bradenton, FL

Thu Mar 22 2012, 1:06 PM - 4:24 PM EDT

Att. 5,639 - Cloudy - 85 F

livebaseballscorecards.com

Batter	1	2	3	4	5	6	7	8	9	AB	R	H	RBI	BB	SO	LOB
7 Alex Presley, L (1, 7) OBP: 0.381, SLG: 0.500	0-0 2 E 2 FC4 36 S 1B		0-3 K		0-0 G3	0-0 G4-3		0-3 K		4	1	1	0	0	1	2
Luis Urena, R (8, 9)										1	0	0	0	0	1	1
12 Clint Barmes, R (1, 6) OBP: 0.387, SLG: 0.467	0-3 K		0-0 F9		0-0 2 2B 1B		0-0 46 G3 46 S 36 1B 1B		0-0 46 G1-6-3 1B	4	2	2	0	0	1	1
69 Jordy Mercer, R (8, 6) OBP: 0.318, SLG: 0.300										1	0	1	0	0	0	0
2 Nate McLouth, L (1, 8) OBP: 0.481, SLG: 0.652	0-0 FC4 36 S 36 1B 1-3		4-0 46 1B BB		0-0 46 K 1-H 2B		0-3 K		0-3 K	3	1	1	1	1	1	2
Junior Sosa, L (8, 7)										1	0	0	0	0	1	1
46 Garrett Jones, L (1, 3) OBP: 0.333, SLG: 0.515	0-3 K		0-0 36 FC6-4 1-3 1B		2 SAFE 0-3 K 2-3		1-0 G3 1-3		0-0 G1-6-3 1-2f	5	0	1	0	0	2	5
36 Yamaico Navarro, R (1, 4) OBP: 0.361, SLG: 0.424	1-0 1-H 3-H 1B		0-0 FC6-4 1-2f			1-1 HR	0-0 3-H 1B			4	1	3	3	0	0	2
24 Pedro Alvarez, L (1, 5) OBP: 0.156, SLG: 0.333	0-3 K2-3			0-0 G4-3		0-3 K	0-0 F9			3	0	0	0	0	2	1
5 Josh Harrison, R (7, 5) OBP: 0.609, SLG: 0.950										1	0	0	0	0	0	1
19 Nick Evans, R (1, 9) OBP: 0.136, SLG: 0.238		0-0 26 1B 27 G3 1B		0-0 G4-3		4-0 14 1B BB		0-0 P4		2	0	1	0	1	0	0
79 Gregory Polanco, L (8, 8)										1	0	0	0	0	0	0
26 Rod Barajas, R (1, 2) OBP: 0.304, SLG: 0.522		0-0 1-3 1B		1-0 HR		0-0 F8		0-0 G2-3		3	1	2	1	0	0	1
41 Jake Fox, R (8, 2) OBP: 0.318, SLG: 0.619										1	0	0	0	0	0	0
27 Jeff Karstens, R (1, 1)		3 SAFE 0-0 G3 3-H		0-0 G4-3		0-0 1-2 1B		0-0 1B		2	0	0	0	0	0	1
78 Doug Slaten, L (6, 1)										0	0	0	0	0	0	0
14 Casey McGehee, R (6, PH) OBP: 0.300, SLG: 0.379										1	0	1	0	0	0	0
57 Daniel Moskos, R (7, 1)										0	0	0	0	0	0	0
66 Shairon Martis, R (7, 1)										0	0	0	0	0	0	0
39 Jason Grilli, R (8, 1)										0	0	0	0	0	0	0
65 Matt Hague, R (8, PH) OBP: 0.448, SLG: 0.759										1	0	1	0	0	0	0
44 Tony Watson, L (9, 1)										0	0	0	0	0	0	0
Inning Stats	R: 2 E: 1 K: 3 S: 12 H: 2 LOB: 1 BB: 0 P: 13		R: 0 E: 0 K: 0 S: 3 H: 2 LOB: 0 BB: 0 P: 3	R: 0 E: 0 K: 1 S: 6 H: 1 LOB: 2 BB: 1 P: 10	R: 1 E: 0 K: 0 S: 4 H: 1 LOB: 0 BB: 0 P: 5	R: 1 E: 0 K: 1 S: 6 H: 2 LOB: 0 BB: 0 P: 6	R: 1 E: 0 K: 1 S: 8 H: 2 LOB: 2 BB: 1 P: 13	R: 1 E: 0 K: 1 S: 7 H: 2 LOB: 1 BB: 0 P: 8	R: 0 E: 0 K: 1 S: 6 H: 1 LOB: 1 BB: 0 P: 6	R: 0 E: 0 K: 1 S: 5 H: 1 LOB: 0 BB: 0 P: 5	1B: 11 2B: 1 3B: 0 HR: 2 SF: 0 SAC: 0 DP: 1 HBP: 0						

AB	38
R	6
H	14
RBI	5
BB	2
SO	9
LOB	18

WP: 0 PB: 0 SB: 3 CS: 0 PA: 40

PITCHER	IP	WLS	BF	H	R	ER	SO	BB	IBB	HBP	BLK	WP	HR	S	P	ERA	WHIP
33 James Shields, R (1, 1) ERA: 2.04	5.2		27	10	5	3	6	2	0	0	0	0	2	38	49	4.76	2.118
52 Josh Lueke, R (6, 1) ERA: 5.4	1.1	W	6	2	1	1	1	0	0	0	0	0	0	8	9	6.75	1.500
75 Romulo Sanchez, R (8, 1) ERA: 4.66	2.0	S	7	2	0	0	2	0	0	0	0	0	0	11	11	0.00	1.000

PITCHER	IP	WLS	BF	H	R	ER	SO	BB	IBB	HBP	BLK	WP	HR	S	P	ERA	WHIP

Detroit Tigers @ Pittsburgh Pirates

McKechnie Field, Bradenton, FL

Fri Mar 23 2012, 1:07 PM - 3:42 PM EDT

Att. 6,552 - Partly Cloudy - 85 F

TOP

livebaseballscorecards.com

Batter	1	2	3	4	5	6	7	8	9	AB	R	H	RBI	BB	SO	LOB
12 Andy Dirks, L (1, 8) OBP: 0.474, SLG: 0.500	S X 0-1 26 G1-3 1B		X 0-0 ① G1-3 1-2		S S S 0-3 ③ K			X 0-0 G3 S 1B	B X 1-0 1-H 2-H 3-H HR	3 2	0 1	1 2	0 4	0 0	1 0	1 0
66 Quintin Berry, L (8, PH) OBP: 0.440, SLG: 0.652 (8, 8)																
26 Brennan Boesch, L (1, 9) OBP: 0.233, SLG: 0.463	X 0-0 ① G1-3 1-2		X 0-0 ② F8			X 0-0 27 CS 1B		B X 1-0 ② G3 1-3	X 0-0 ② G3-1	3 2	0 0	1 0	0 0	0 0	0 0	2 1
Tony Plagman, L (6, PR) (6, 9)																
27 Jhonny Peralta, R (1, 6) OBP: 0.324, SLG: 0.333	X 0-0 E5		X 0-0 ③ G4-3			S S S 0-3 ①② K 1-2		X 0-0 ③ F7	X 0-0 ③ G5-3	3 2	0 0	0 0	0 0	0 0	1 0	3 1
29 Danny Worth, R (6, 6) OBP: 0.370, SLG: 0.542																
25 Ryan Raburn, R (1, 4) OBP: 0.419, SLG: 1.172	X 0-0 ② L7			X 0-0 ① F7		X 0-0 ③ L6			X 0-0 32 1B 36 WP 65 1B 1B	3 1	0 1	0 1	0 0	0 0	0 0	3 0
70 Argenis Diaz, R (6, 4) OBP: 0.375, SLG: 0.385																
21 Delmon Young, R (1, 7) OBP: 0.452, SLG: 0.923	X 0-0 ③ P4			S S S 0-3 ② K			X 0-0 ① G5-3		B X 1-0 ① L8 1-2	3 1	0 0	0 0	0 0	0 0	1 0	2 1
36 Chad Wright, L (7, 7)																
32 Don Kelly, L (1, 3) OBP: 0.432, SLG: 0.529		X 0-0 ① G6-3		X 0-0 ③ F7			S S S 0-3 ② K		X 0-0 65 1B 39 BB 67 1B 2-3 1B	4	1	1	0	0	1	0
36 Clete Thomas, L (1, 10) OBP: 0.256, SLG: 0.475		S S S 0-3 ② K			B B B C X 3-1 HR		X 0-0 1B		B B B B 4-0 67 1B 65 1B 66 HR 1-2 BB	2 1	1 1	1 1	1 1	0 0	1 0	0 0
39 Ramon Santiago, S (7, PH) OBP: 0.394, SLG: 0.444 (7, 10)																
15 Brandon Inge, R (1, 5) OBP: 0.243, SLG: 0.343		X 0-0 ③ G5-3			X 0-0 ① F8		X 0-0 ③ G4-3		X 0-0 67 1B 66 HR 1-2 2-3 3-H 1B	3 1	0 1	0 1	0 1	0 0	0 0	1 0
65 Audy Ciriaco, R (7, 5) OBP: 0.389, SLG: 0.375																
9 Gerald Laird, R (1, 2) OBP: 0.308, SLG: 0.333			X 0-0 12 G1-3 1B		X 0-0 ② G6-3			X 0-0 ① B1-3	X 0-0 66 HR 1-2 2-3 3-H 1B	3 1	0 1	1 1	0 1	0 0	0 0	0 0
67 Omir Santos, R (8, 2) OBP: 0.333, SLG: 0.357																
Inning Stats	R: 0 E: 1 K: 0 S: 6 H: 1 LOB: 2 BB: 0 P: 6	R: 0 E: 0 K: 1 S: 5 H: 0 LOB: 0 BB: 0 P: 5	R: 0 E: 0 K: 0 S: 4 H: 1 LOB: 1 BB: 0 P: 4	R: 0 E: 0 K: 1 S: 5 H: 0 LOB: 0 BB: 0 P: 5	R: 1 E: 0 K: 1 S: 7 H: 1 LOB: 0 BB: 0 P: 10	R: 0 E: 0 K: 1 S: 5 H: 1 LOB: 1 BB: 0 P: 5	R: 0 E: 0 K: 1 S: 6 H: 1 LOB: 1 BB: 0 P: 6	R: 0 E: 0 K: 0 S: 4 H: 1 LOB: 1 BB: 0 P: 5	R: 6 E: 0 K: 0 S: 8 H: 5 LOB: 0 BB: 1 P: 14	1B: 9 2B: 1 3B: 0 HR: 2 SF: 0 SAC: 0 DP: 1 HBP: 0						WP: 1 PB: 0 SB: 1 CS: 1 PA: 39	

	AB	38
	R	7
	H	11
	RBI	7
	BB	1
	SO	5
	LOB	15

PITCHER		IP	WLS	BF	H	R	ER	SO	BB	IBB	HBP	BLK	WP	HR	S	P	ERA	WHIP
50 Charlie Morton, R ERA: 5.0	(1, 1)	4.0		15	2	0	0	2	0	0	0	0	0	0	20	20	0.00	0.500
Joel Hanrahan, R ERA: 3.0	(5, 1)	1.0	H	4	1	1	1	1	0	0	0	0	0	1	7	10	9.00	1.000
63 Chris Leroux, R ERA: 10.13	(6, 1)	1.0	H	3	1	0	0	1	0	0	0	0	0	0	5	5	0.00	1.000
17 Ryota Igarashi, R ERA: 5.63	(7, 1)	1.0	H	4	1	0	0	1	0	0	0	0	0	0	6	6	0.00	1.000
25 Daniel McCutchen, R ERA: 9.45	(8, 1)	2.0	L	13	6	6	6	0	1	0	0	0	1	1	12	19	27.00	3.500

PITCHER	IP	WLS	BF	H	R	ER	SO	BB	IBB	HBP	BLK	WP	HR	S	P	ERA	WHIP

Detroit Tigers @ Pittsburgh Pirates

McKechnie Field, Bradenton, FL

Fri Mar 23 2012, 1:07 PM - 3:42 PM EDT

Att. 6,552 - Partly Cloudy - 85 F

livebaseballscorecards.com

BOTTOM

Batter	1	2	3	4	5	6	7	8	9	AB	R	H	RBI	BB	SO	LOB
31 Jose Tabata, R (1, 9) OBP: 0.306, SLG: 0.371 41 Anthony Norman, L (8, 8)	0-0 ① 1B		CCC 0-3 ② K		0-0 22 FC6-4 1-2 1B		0-0 1-3 1B			4 0 3 0 0 1 0 0 0 0 0 0 0 0						
2 Nate McLouth, L (1, 7) OBP: 0.452, SLG: 0.593 25 Daniel McCutchen, R (8, 1)	0-0 ② G3-1		0-0 22 1B 1B		0-0 ② F9		0-0 ③ F7			4 0 1 0 0 0 4 0 0 0 0 0 0 0						
22 Andrew McCutchen, R (1, 8) OBP: 0.472, SLG: 0.719 5 Josh Harrison, R (8, 6) OBP: 0.583, SLG: 0.905	0-0 ③ G5-3		0-0 1-2 1B		0-0 ③ FC6-4 1-2f			SSS 0-3 ① K		3 0 1 0 0 0 2 1 0 0 0 0 1 0						
18 Neil Walker, S (1, 4) OBP: 0.258, SLG: 0.258 69 Jordy Mercer, R (8, 4) OBP: 0.304, SLG: 0.286		SSS 0-3 ① K	0-0 ③ L5			0-0 ① F7		0-0 ② P4		3 0 0 0 0 1 2 1 0 0 0 0 0 0						
14 Casey McGehee, R (1, 5) OBP: 0.303, SLG: 0.355 19 Nick Evans, R (8, 3) OBP: 0.130, SLG: 0.227		H 1-0 65 HR HBP		CCC 0-3 ① K		0-0 ② L3		0-0 ③ F9		2 1 0 0 0 1 0 1 0 0 0 0 0 0						
65 Matt Hague, R (1, 3) OBP: 0.438, SLG: 0.813 75 Jeremy Farrell, R (8, 5) OBP: 0.667, SLG: 0.500	CBBFX 2-2 1-H HR			0-0 ② G6-3		0-0 ③ F8			0-0 ① 1B	3 1 1 2 0 0 0 1 0 1 0 0 0 0						
26 Rod Barajas, R (1, 2) OBP: 0.269, SLG: 0.462 55 Michael McKenry, R (8, 2) OBP: 0.235, SLG: 0.188	0-0 ② F7			0-0 ③ P6			0-0 ① P5		0-0 ① P5	3 0 0 0 0 0 0 1 0 0 0 0 0 1						
12 Clint Barmes, R (1, 6) OBP: 0.353, SLG: 0.424 37 Willy García, R (8, 9)	CCC 0-3 ③ K				0-0 ① G5-3		SSS 0-3 ② K		SSS 0-3 ② K	3 0 0 0 0 2 0 1 0 0 0 0 1 1						
50 Charlie Morton, R (1, 1) Joel Hanrahan, R (5, 1) 36 Yamaico Navarro, R (5, PH) OBP: 0.378, SLG: 0.424 63 Chris Leroux, L (6, 1) 17 Ryota Igarashi, R (7, 1) 41 Jake Fox, R (7, PH) OBP: 0.348, SLG: 0.636 34 Wes Freeman, R (8, 7)			0-0 ① G3-1		BCBBB 4-1 31 1B BB		0-0 31 1B 1B		SSS 0-3 ③ K	1 0 0 0 0 0 0 0 0 0 0 0 0 0 0 0 0 0 1 0 0 0 0 0 0 0 0 0 0 0 0 0 0 0 0 1 0 1 0 0 0 0 1 0 0 0 0 1 1						
Inning Stats	R: 0 E: 0 K: 0 S: 3 H: 1 LOB: 0 BB: 0 P: 3	R: 2 E: 0 K: 2 S: 10 H: 1 LOB: 0 BB: 0 P: 13	R: 0 E: 0 K: 1 S: 7 H: 2 LOB: 2 BB: 0 P: 7	R: 0 E: 0 K: 1 S: 5 H: 0 LOB: 0 BB: 0 P: 5	R: 0 E: 0 K: 0 S: 5 H: 1 LOB: 2 BB: 1 P: 9	R: 0 E: 0 K: 0 S: 3 H: 0 LOB: 0 BB: 0 P: 3	R: 0 E: 0 K: 1 S: 7 H: 2 LOB: 2 BB: 0 P: 7	R: 0 E: 0 K: 1 S: 5 H: 0 LOB: 0 BB: 0 P: 5	R: 0 E: 0 K: 2 S: 8 H: 1 LOB: 1 BB: 0 P: 8	1B: 7 2B: 0 3B: 0 HR: 1 SF: 0 SAC: 0 DP: 0 HBP: 1							

	AB	34
	R	2
	H	8
	RBI	2
	BB	1
	SO	8
	LOB	11

PITCHER		IP	WLS	BF	H	R	ER	SO	BB	IBB	HBP	BLK	WP	HR	S	P	ERA	WHIP
58 Doug Fister, R ERA: 2.03	(1, 1)	4.1		17	4	2	2	4	0	0	1	0	0	1	26	29	4.15	0.923
60 Brayan Villarreal, R ERA:	(5, 1)	1.2		7	1	0	0	0	1	0	0	0	0	0	7	11	0.00	1.200
46 Jose Valverde, R ERA: 2.57	(7, 1)	1.0		5	2	0	0	1	0	0	0	0	0	0	7	7	0.00	2.000
49 Luis Marte, R ERA:	(8, 1)	2.0	W	7	1	0	0	3	0	0	0	0	0	0	13	13	0.00	0.500

PITCHER	IP	WLS	BF	H	R	ER	SO	BB	IBB	HBP	BLK	WP	HR	S	P	ERA	WHIP

Houston Astros @ Pittsburgh Pirates

McKechnie Field, Bradenton, FL

Sat Mar 24 2012, 1:07 PM - 4:13 PM EDT

Att. 4,107 - Partly Cloudy - 83 F

TOP

livebaseballscorecards.com

Batter	1	2	3	4	5	6	7	8	9	10	AB	R	H	RBI	BB	SO	LOB
8 JB Shuck, L (1, 8) OBP: 0.306, SLG: 0.324	S S C 0-3 K 1		x 0-0 F8 3			B x 1-0 F9 2 1-2			B B B B 4-0 12 BB 46 HR BB	B B B 4-0 46 E 12 E 1-2 BB	3	0	0	0	0	1	2
9 Marwin Gonzalez, S (6, 6) OBP: 0.233, SLG: 0.154											0	1	0	0	2	0	0
36 Angel Sanchez, R (1, 6) OBP: 0.500, SLG: 0.400	x 0-0 F9 2			x 0-0 G1-3 1		x 0-0 G6-3 3			B B B B 4-0 46 HR 1-2 BB	x 0-0 FC6 46 E 1-2 2-H	3	0	0	0	0	0	1
53 Wesley Wright, R (6, 1)											0	0	0	0	0	0	0
12 Brian Bixler, R (7, 7) OBP: 0.450, SLG: 0.813											1	1	0	0	1	0	1
19 Brian Bogusevic, L (1, 9) OBP: 0.243, SLG: 0.156	x 0-0 F8 3			x 0-0 F7 2			x 0-0 14 G6-3 14 S 29 SF8 1B		B B B S S S X 3-2 1-H 2-H HR	B 2 SAFE X 1-0 P6 1 1-2 2-3	3	1	1	0	0	0	0
(6, 8)											2	1	1	3	0	0	2
46 Scott Moore, L (7, 5) OBP: 0.381, SLG: 0.471																	
14 J.D. Martinez, R (1, 7) OBP: 0.333, SLG: 0.529		x 0-0 P6 1		S S C 0-3 K 3			B x 1-0 G6-3 1 1-3		x 0-0 G4-3 1	S S S 0-3 K 2	3	0	0	0	0	1	1
17 Justin Ruggiano, R (7, 8) OBP: 0.182, SLG: 0.200											2	0	0	0	0	1	2
29 Brett Wallace, L (1, 3) OBP: 0.361, SLG: 0.500		x 0-0 F8 2			S S S 0-3 K 1		x 0-0 SF8 2 3-H		x 0-0 81 BB 1B	S S S 0-3 K 3	2	0	0	1	0	1	0
87 Mike Hessman, R (7, 3) OBP: 0.500, SLG: 0.500											2	0	1	0	0	1	2
16 Matt Downs, R (1, 5) OBP: 0.207, SLG: 0.296		x 0-0 G1-3 3			x 0-0 F7 2		x 0-0 F9 3		B B B B 4-0 1-2 BB		3	0	0	0	0	0	0
43 Fernando Rodriguez Jr., R (9, 1)											0	0	0	0	0	0	0
81 Jordan Kreke, R (8, 4)											0	0	0	0	1	0	0
15 Jason Castro, L (1, 2) OBP: 0.333, SLG: 0.333			x 0-0 E6 56 SH1-3		x 0-0 F7 3			S S S 0-3 K 1	S S S 0-3 K 2		2	0	0	0	0	0	0
78 Landon Powell, S (6, 2) OBP: 0.231, SLG: 0.250											2	0	0	0	0	2	2
3 Joe Thurston, L (1, 4) OBP: 0.190, SLG: 0.286			x 0-0 P6 1			x 0-0 F8 1		x 0-0 B1-3 2	S S S 0-3 K2-3 3		3	0	0	0	0	0	1
28 David Carpenter, R (8, 1)											0	0	0	0	0	0	0
82 Roberto Peña, R (9, PH)											1	0	0	0	0	1	2
55 Rhiner Cruz, R (9, 1)											0	0	0	0	0	0	0
66 Enerio Del Rosario, R (10, 1)											0	0	0	0	0	0	0
56 Kyle Weiland, L (1, 1) OBP: 1.000, SLG: 1.000			x 0-0 SH1-3 2 1-2			x 0-0 8 S 1B		S S C 0-3 K 3		B B B B 4-0 12 FC6 9 BB 12 E BB	0	0	0	0	0	0	0
6 Travis Buck, L (6, PH) OBP: 0.370, SLG: 0.615											2	1	1	0	1	1	0
(6, 9)																	

	AB	34
	R	5
	H	4
	RBI	4
	BB	5
	SO	9
	LOB	16

Inning Stats	1	2	3	4	5	6	7	8	9	10
	R: 0 E: 0 K: 1 S: 5	H: 0 LOB: 0 BB: 0 P: 5	R: 0 E: 0 K: 0 S: 3	H: 0 LOB: 0 BB: 0 P: 3	R: 0 E: 1 K: 0 S: 4	H: 0 LOB: 1 BB: 0 P: 4	R: 0 E: 0 K: 1 S: 5	H: 0 LOB: 0 BB: 0 P: 5	R: 0 E: 0 K: 1 S: 5	H: 0 LOB: 0 BB: 0 P: 5
	R: 0 E: 0 K: 0 S: 4	H: 1 LOB: 1 BB: 0 P: 5	R: 1 E: 0 K: 0 S: 4	H: 1 LOB: 0 BB: 0 P: 5	R: 0 E: 0 K: 2 S: 7	H: 0 LOB: 0 BB: 0 P: 7	R: 3 E: 0 K: 2 S: 11	H: 2 LOB: 2 BB: 3 P: 26	R: 1 E: 2 K: 2 S: 8	H: 0 LOB: 2 BB: 2 P: 17

	1B: 3	SF: 1	WP: 0	PA: 41
	2B: 0	SAC: 1	PB: 0	
	3B: 0	DP: 0	SB: 2	
	HR: 1	HBP: 0	CS: 0	

PITCHER	IP	WLS	BF	H	R	ER	SO	BB	IBB	HBP	BLK	WP	HR	S	P	ERA	WHIP
53 James McDonald, R (1, 1) ERA: 5.4	7.0		24	2	1	1	3	0	0	0	0	0	0	30	32	1.29	0.286
30 Chris Resop, R (8, 1) ERA: 3.0	1.0	H	3	0	0	0	2	0	0	0	0	0	0	7	7	0.00	0.000
17 Ryota Igarashi, R (9, 1) ERA: 8.64	0.1	B	5	2	3	3	0	2	0	0	0	0	1	5	16	81.00	12.000
57 Daniel Moskos, L (9, 1) ERA:	0.2		3	0	0	0	2	1	0	0	0	0	0	6	10	0.00	1.500
57 Kris Johnson, L (10, 1) ERA:	1.0	L	6	0	1	0	2	2	0	0	0	0	0	8	17	0.00	2.000

PITCHER	IP	WLS	BF	H	R	ER	SO	BB	IBB	HBP	BLK	WP	HR	S	P	ERA	WHIP

Houston Astros @ Pittsburgh Pirates

McKechnie Field, Bradenton, FL

Sat Mar 24 2012, 1:07 PM - 4:13 PM EDT

Att. 4,107 - Partly Cloudy - 83 F

livebaseballscorecards.com

Batter	1	2	3	4	5	6	7	8	9	10	AB	R	H	RBI	BB	SO	LOB
7 Alex Presley, L (1, 7) OBP: 0.378, SLG: 0.488	0-0 5 2B 18 1B 1B		0-0 F8 ①	0-0 F7 ③			0-0 F9 ②		BBBB 4-0 41 BB BB		3	1	1	0	0	0	2
2 Nate McLouth, L (7, PH) (8, 7) OBP: 0.455, SLG: 0.571											1	0	0	0	1	0	0
5 Josh Harrison, R (1, 6) OBP: 0.571, SLG: 0.880	0-0 18 1B 1-3 2B		0-0 31 G4-3 1B		0-0 P4 ①		SSC 0-3 K ③		BBBB 4-0 1-2 BB		4	1	2	0	0	1	0
(7, 5)																	
41 Jake Fox, R (9, PH) OBP: 0.375, SLG: 0.636											0	0	0	0	1	0	0
47 Stefan Welch, L (10, 3)											0	0	0	0	0	0	0
31 Jose Tabata, R (1, 9) OBP: 0.317, SLG: 0.375	0-0 F9 ①		0-0 G4-3 ② 1-2		0-0 22 G6-4-3 1B			0-0 22 CS 1B	SSS 0-3 K ③		5	0	2	0	0	1	5
57 Kris Johnson, L (10, 1)											0	0	0	0	0	0	0
22 Andrew McCutchen, R (1, 8) OBP: 0.475, SLG: 0.676	0-0 P5 ②		BBBB 4-0 BB		0-0 G6-4-3 ②③ 1-2f			BBBB 4-0 ① 46 S 46 HR 1-2 BB		0-0 L8 ①	2	1	0	0	2	0	3
73 Brad Chalk, L (10, 8)											1	0	0	0	0	0	0
18 Neil Walker, S (1, 4) OBP: 0.257, SLG: 0.257	0-0 2-H 3-H 1B		0-0 G4-3 ③			0-0 P4 ①		SST 0-2 K ②		0-0 19 G6-4-3 1B	4	0	1	2	0	1	3
12 Joshua Rodriguez, R (10, 6) OBP: 1.000, SLG: 1.000											1	0	1	0	0	0	0
46 Garrett Jones, L (1, 3) OBP: 0.325, SLG: 0.568	0-0 G5-3 ③			0-0 G4-3 ①		0-0 F9 ②		BBSX 2-1 1-H HR		0-0 G6-4-3 ②③ 1-2f	4	1	1	2	0	0	1
19 Nick Evans, R (10, 5) OBP: 0.125, SLG: 0.217											1	0	0	0	0	0	1
36 Yamaico Navarro, R (1, 5) OBP: 0.366, SLG: 0.405		SSS 0-3 K ①		0-0 F9 ②		0-0 55 FC6-4 1B		0-0 F9 ③			4	0	1	0	0	1	0
(7, 6)																	
17 Miles Durham, R (10, 9)											0	0	0	0	0	0	0
55 Michael McKenry, R (1, 2) OBP: 0.238, SLG: 0.200		0-0 G5-3 ②		0-0 53 BB 1B		0-0 FC6-4 ③ 1-2f			SSS 0-3 K ①		4	0	1	0	0	1	1
68 Eric Fryer, R (10, 2) OBP: 0.400, SLG: 0.294											0	0	0	0	0	0	0
53 James McDonald, L (1, 1)		X 0-0 F7 ③		BBBB 4-0 1-2 BB			SSS 0-3 K ①		X 0-0 F7 ②		1	0	0	0	1	0	0
14 Casey McGehee, R (7, PH) OBP: 0.294, SLG: 0.344											1	0	0	0	0	1	0
30 Chris Resop, R (8, 1)											0	0	0	0	0	0	0
17 Ryota Igarashi, R (9, 1)											0	0	0	0	0	0	0
57 Daniel Moskos, R (9, 1)											0	0	0	0	0	0	0
65 Matt Hague, R (9, PH) OBP: 0.429, SLG: 0.788											1	0	0	0	0	0	0
89 Drew Maggi, R (10, 4)											0	0	0	0	0	0	0
Inning Stats	R: 2 E: 0 K: 0 S: 6 H: 3 LOB: 1 BB: 0 P: 6	R: 0 E: 0 K: 1 S: 5 H: 0 LOB: 0 BB: 0 P: 5	R: 0 E: 0 K: 0 S: 4 H: 1 LOB: 2 BB: 1 P: 8	R: 0 E: 0 K: 0 S: 4 H: 1 LOB: 2 BB: 1 P: 8	R: 0 E: 0 K: 0 S: 3 H: 1 LOB: 0 BB: 0 P: 3	R: 0 E: 0 K: 0 S: 4 H: 1 LOB: 1 BB: 0 P: 4	R: 0 E: 0 K: 2 S: 7 H: 0 LOB: 0 BB: 0 P: 7	R: 2 E: 0 K: 1 S: 7 H: 2 LOB: 0 BB: 1 P: 13	R: 0 E: 0 K: 2 S: 7 H: 0 LOB: 2 BB: 2 P: 15	R: 0 E: 0 K: 0 S: 3 H: 1 LOB: 0 BB: 0 P: 3	1B: 8 2B: 1 3B: 0 HR: 1		SF: 0 SAC: 0 DP: 2 HBP: 0		WP: 0 PB: 0 SB: 1 CS: 1	PA: 42	

BOTTOM	
AB	37
R	4
H	10
RBI	4
BB	5
SO	6
LOB	16

PITCHER		IP	WLS	BF	H	R	ER	SO	BB	IBB	HBP	BLK	WP	HR	S	P	ERA	WHIP
56 Kyle Weiland, R ERA: 2.25	(1, 1)	5.0		22	6	2	2	1	2	0	0	0	0	0	22	30	3.60	1.600
53 Wesley Wright, L ERA: 4.5	(6, 1)	1.0		4	1	0	0	0	0	0	0	0	0	0	4	4	0.00	1.000
43 Fernando Rodriguez Jr., R ERA: 3.0	(7, 1)	1.0		3	0	0	0	2	0	0	0	0	0	0	7	7	0.00	0.000
28 David Carpenter, R ERA: 4.5	(8, 1)	1.0		5	2	2	2	1	1	0	0	0	0	1	7	13	18.00	3.000
55 Rhiner Cruz, R ERA: 9.64	(9, 1)	1.0	W	5	0	0	0	2	2	0	0	0	0	0	7	15	0.00	2.000

PITCHER		IP	WLS	BF	H	R	ER	SO	BB	IBB	HBP	BLK	WP	HR	S	P	ERA	WHIP
66 Enerio Del Rosario, R ERA: 4.26	(10, 1)	1.0	S	3	1	0	0	0	0	0	0	0	0	0	3	3	0.00	1.000

Batter	1	2	3	4	5	6	7	8	9	10	AB	R	H	RBI	BB	SO	LOB
7 Alex Presley, L (1, 7) OBP: 0.375, SLG: 0.467	G4-3		P1	BB		K		G4-3		K	2	0	0	0	1	0	1
19 Nick Evans, R (6, PH) OBP: 0.111, SLG: 0.192 (6, 7)											3	0	0	0	0	2	0
5 Josh Harrison, R (1, 5) OBP: 0.548, SLG: 0.821	12 L7-3 1B		G1-3 1-2	G5-3			G5-3	F9		38 WP 38 1B 1B	3	0	1	0	0	0	4
65 Matt Hague, R (6, 3) OBP: 0.417, SLG: 0.750											3	1	1	0	0	0	0
12 Clint Barmes, R (1, 6) OBP: 0.350, SLG: 0.410	L7-3 1-1		2-H 1B		F7		14 1B 26 1B 1B	K		F8	6	1	2	1	0	1	2
Gift Ngoepe, R (10, 6)											0	0	0	0	0	0	0
14 Casey McGehee, R (1, 3) OBP: 0.359, SLG: 0.400 (6, 5)		26 G5-4-3 BB	G3		36 3B BB		36 1B 26 1B 46 1B 1-2 1B		28 S 24 FC4-6 2B	28 S 28 1B 1-H 1B	3	2	2	0	2	0	1
30 Evan Chambers, R (9, PR)											0	1	0	0	0	0	0
38 Kelson Brown, R (9, 5) OBP: 1.000, SLG: 1.000											1	1	1	1	0	0	0
26 Rod Barajas, R (1, 2) OBP: 0.300, SLG: 0.467		G5-4-3 1-2f		2 1B 36 1B 68 SF8 1B	K 1-2		36 1B 46 1B 1-2 2-H 1B		24 FC4-6 2-3 BB	24 1B 1-H 1B	4	1	2	1	0	1	2
28 Dan Grovatt, L (7, PR) OBP: 1.000, SLG: 1.000 (7, 9)											1	1	1	1	1	0	0
34 Wes Freeman, R (10, 9)											0	0	0	0	0	0	0
36 Yamaico Navarro, R (1, 4) OBP: 0.422, SLG: 0.512		2 1B 1B		68 SF8 2 1B 1-2 1B	2-H 3B		46 1B 1-2 2-3 1B		FC4-6 2 1B 1-2f 3-H	2-3 1B	4	0	4	1	0	0	0
24 Jarek Cunningham, R (7, PR) OBP: 0.667, SLG: 0.667 (7, 4)											2	0	1	1	0	0	2
2 Nate McLouth, L (1, 8) OBP: 0.462, SLG: 0.559	41 FC6 1-3 1B			68 SF8 1-2 2-3 1B	F7		K		1-3 1B	P5	6	0	3	0	0	1	6
41 Jake Fox, R (1, 10) OBP: 0.346, SLG: 0.583	FC6 1-2f			F9		K	1-2 2-H 3-H 1B		K		2	0	0	0	0	0	5
46 Garrett Jones, L (6, PH) OBP: 0.326, SLG: 0.550 (6, 10)											3	0	1	2	0	2	3
68 Eric Fryer, R (1, 9) OBP: 0.360, SLG: 0.286 (7, 2)			5 G1-3 12 1B 1B	SF8 1-2 2-3 3-H		K	F8		G5-3		4	1	1	1	0	1	5
55 Michael McKenry, R (10, 2) OBP: 0.238, SLG: 0.200											0	0	0	0	0	0	0
Inning Stats	R: 0 E: 0 K: 0 S: 3 H: 1 LOB: 0 BB: 0 P: 3	R: 0 E: 0 K: 0 S: 4 H: 2 LOB: 2 BB: 1 P: 8	R: 1 E: 0 K: 0 S: 5 H: 2 LOB: 1 BB: 0 P: 5	R: 1 E: 0 K: 0 S: 6 H: 3 LOB: 3 BB: 1 P: 10	R: 1 E: 0 K: 1 S: 6 H: 1 LOB: 1 BB: 1 P: 10	R: 0 E: 0 K: 3 S: 9 H: 0 LOB: 0 BB: 0 P: 9	R: 3 E: 0 K: 1 S: 10 H: 5 LOB: 2 BB: 0 P: 10	R: 0 E: 0 K: 1 S: 5 H: 0 LOB: 0 BB: 0 P: 5	R: 1 E: 0 K: 1 S: 7 H: 2 LOB: 3 BB: 1 P: 11	R: 2 E: 0 K: 1 S: 9 H: 4 LOB: 2 BB: 0 P: 11	1B: 18 2B: 2 3B: 1 HR: 0	SF: 1 SAC: 0 DP: 2 HBP: 0						

PITCHER		IP	WLS	BF	H	R	ER	SO	BB	IBB	HBP	BLK	WP	HR	S	P	ERA	WHIP
30 J.A. Happ, L ERA: 6.59	(1, 1)	5.0		25	9	3	3	1	3	0	0	0	0	0	24	36	5.40	2.400
Jarred Cosart, R ERA: 10.8	(6, 1)	3.1		18	7	4	4	5	1	0	0	0	0	0	27	31	10.80	2.400
58 Fernando Abad, L ERA: 2.84	(9, 1)	0.2		2	0	0	0	1	0	0	0	0	0	0	4	4	0.00	0.000
66 Enerio Del Rosario, R ERA: 6.14	(10, 1)	1.0	L	7	4	2	2	1	0	0	0	0	1	0	9	11	18.00	4.000

PITCHER	IP	WLS	BF	H	R	ER	SO	BB	IBB	HBP	BLK	WP	HR	S	P	ERA	WHIP

TOP

Pittsburgh Pirates @ Houston Astros

Osceola County Stadium, Kissimmee, FL

Sun Mar 25 2012, 1:17 PM - 4:40 PM EDT

Att. 3,689 - Sunny - 75 F

livebaseballscorecards.com

AB	47
R	9
H	20
RBI	9
BB	4
SO	8
LOB	31

1B: 18 SF: 1 PA: 52
2B: 2 SAC: 0
3B: 1 DP: 2
HR: 0 HBP: 0

WP: 1
PB: 0
SB: 3
CS: 0

Batter	1	2	3	4	5	6	7	8	9	10	AB	R	H	RBI	BB	SO	LOB
8 JB Shuck, L (1, 8) OBP: 0.300, SLG: 0.368	G4-3	G4-3			L3		3B	F8		2B	4	0	1	3	0	0	1
95 Brandon Barnes, R (8, 8) OBP: 0.250, SLG: 0.375											2	0	1	0	0	0	2
4 Jed Lowrie, S (1, 6) OBP: 0.444, SLG: 0.667	HR	F9			HBP		P6		BB	G6-3	3	1	1	1	0	0	2
36 Angel Sanchez, R (8, 6) OBP: 0.500, SLG: 0.375											1	0	0	0	1	0	1
14 J.D. Martinez, R (1, 7) OBP: 0.308, SLG: 0.486	F9	E5			G5-4-3		K		BB		3	0	0	0	0	0	1
Jarred Cosart, R (6, 1)											1	0	0	0	0	1	2
58 Fernando Abad, L (9, 1)											0	0	0	0	0	0	0
9 Jack Cust, L (9, PH) OBP: 0.200, SLG: 0.040											0	0	0	0	1	0	0
66 Enerio Del Rosario, R (10, 1)											0	0	0	0	0	0	0
45 Carlos Lee, R (1, 3) OBP: 0.371, SLG: 0.576	F7	P6				K	K		G6-3		3	0	0	0	0	1	1
83 Jimmy Van Ostrand, R (7, PH) (8, 3)											2	0	0	0	0	1	4
19 Brian Bogusevic, L (1, 9) OBP: 0.310, SLG: 0.200		BB	1B			F7		1B	IBB		3	1	2	0	2	0	0
18 Chris Snyder, R (1, 2) OBP: 0.357, SLG: 0.720	HR	FC5-4				F7		FC1-6	K		3	1	1	2	0	0	2
22 Carlos Corporán, S (7, 2) OBP: 0.100, SLG: 0.100											2	1	0	0	0	1	4
29 Brett Wallace, L (1, 5) OBP: 0.359, SLG: 0.486	P6	F7					1B	2B	G4-3		3	0	1	0	0	0	0
3 Joe Thurston, L (7, PR) (8, 5) OBP: 0.217, SLG: 0.348											2	1	1	0	0	0	3
27 Jose Altuve, R (1, 4) OBP: 0.371, SLG: 0.323	1B	F7					BB	1B		G5-3	2	1	1	0	1	0	0
81 Ben Orloff, R (8, 4) OBP: 0.500, SLG: 0.500											2	0	1	1	0	0	0
30 J.A. Happ, L (1, 1)	B2	K					BB	K		F8	2	0	0	0	0	1	1
87 Collin DeLome, L (6, 7) OBP: 0.400, SLG: 0.250											2	1	0	0	1	1	2
Inning Stats	R: 1 E: 0 K: 0 S: 6 H: 1 LOB: 0 BB: 0 P: 9	R: 2 E: 0 K: 0 S: 6 H: 2 LOB: 1 BB: 1 P: 11	R: 0 E: 1 K: 0 S: 5 H: 1 LOB: 2 BB: 0 P: 5		R: 0 E: 0 K: 0 S: 2 H: 0 LOB: 0 BB: 0 P: 3	R: 0 E: 0 K: 1 S: 5 H: 0 LOB: 0 BB: 0 P: 5	R: 3 E: 0 K: 2 S: 9 H: 2 LOB: 2 BB: 2 P: 17	R: 1 E: 0 K: 1 S: 8 H: 3 LOB: 2 BB: 0 P: 8	R: 0 E: 0 K: 1 S: 6 H: 0 LOB: 3 BB: 3 P: 19	R: 0 E: 0 K: 0 S: 4 H: 1 LOB: 1 BB: 0 P: 4	1B: 5 2B: 2 3B: 1 HR: 2	SF: 0 SAC: 0 DP: 1 HBP: 1					

PITCHER		IP	WLS	BF	H	R	ER	SO	BB	IBB	HBP	BLK	WP	HR	S	P	ERA	WHIP
32 Brad Lincoln, R ERA: 10.5	(1, 1)	4.0		18	4	3	3	1	1	0	0	0	0	2	22	30	6.75	1.250
47 Evan Meek, R ERA: 5.19	(5, 1)	2.0		6	0	0	0	1	0	0	1	0	0	0	7	8	0.00	0.000
63 Chris Leroux, R ERA: 12.79	(7, 1)	1.0	B	7	2	3	3	2	2	0	0	0	0	0	9	17	27.00	4.000
48 Jared Hughes, R ERA: 4.5	(8, 1)	1.0		6	3	1	1	1	0	0	0	0	0	0	8	8	9.00	3.000
Jumbo Díaz, R ERA:	(9, 1)	1.0	W	6	0	0	0	1	2	1	0	0	0	0	6	19	0.00	2.000

PITCHER		IP	WLS	BF	H	R	ER	SO	BB	IBB	HBP	BLK	WP	HR	S	P	ERA	WHIP
47 Michael Dubee, R ERA: 6.75	(10, 1)	1.0	S	4	1	0	0	0	0	0	0	0	0	0	4	4	0.00	1.000

BOTTOM

Pittsburgh Pirates @ Houston Astros

Osceola County Stadium, Kissimmee, FL

Sun Mar 25 2012, 1:17 PM - 4:40 PM EDT

Att. 3,689 - Sunny - 75 F

livebaseballscorecards.com

AB	40
R	7
H	10
RBI	7
BB	6
SO	6
LOB	26

1B: 5	SF: 0	WP: 0	PA: 47
2B: 2	SAC: 0	PB: 1	
3B: 1	DP: 1	SB: 1	
HR: 2	HBP: 1	CS: 0	

Baltimore Orioles @ Pittsburgh Pirates

McKechnie Field, Bradenton, FL

Mon Mar 26 2012, 7:10 PM - 9:48 PM EDT

Att. 5,927 - Clear - 77 F

TOP

livebaseballscorecards.com

Batter	1	2	3	4	5	6	7	8	9	AB	R	H	RBI	BB	SO	LOB
14 Nolan Reimold, R (1, 7) OBP: 0.239, SLG: 0.372	C C C 0-3 ① K		x 0-0 ③ P5			x 0-0 21 1B 2 1B 1B	x 0-0 ② G1-3		x 0-0 86 FC4-6 86 1B 2-3 1B	4 0 1 0 0 1 2						
71 L.J. Hoes, R (8, 7) OBP: 0.214, SLG: 0.231										1 0 1 0 0 0 0						
2 J.J. Hardy, R (1, 6) OBP: 0.381, SLG: 0.389	S S S 0-3 ② K			x 0-0 ① G3-1		x 0-0 ① 21 1B 1-2 1B	C C C 0-3 ③ K		x 0-0 ① 86 FC4-6 1-2 3-H 1B	4 0 1 0 0 2 2						
86 Blake Davis, L (8, 4) OBP: 0.167, SLG: 0.167										1 0 1 1 0 0 0						
21 Nick Markakis, L (1, 9) OBP: 0.400, SLG: 0.529	B B B B 4-0 BB			x 0-0 ② F7		x 0-0 ① 1-2 2-3 1B		x 0-0 ① G5-3	x 0-0 ② FC4-6 1-2f 2-3	3 0 1 0 1 0 0						
86 Buck Britton, L (8, 5) OBP: 0.333, SLG: 0.333										1 0 0 0 0 0 2						
10 Adam Jones, R (1, 8) OBP: 0.419, SLG: 0.659	C C C 0-3 ③ K			x 0-0 ③ G4-3		S S S 0-3 ③ K		x 0-0 E8 32 1B 2B	x 0-0 F7	4 0 1 0 0 2 4						
89 John Ruettiger, L (8, PR) OBP: 0.625, SLG: 0.714										1 1 0 0 0 0 2						
(8, 8)																
32 Matt Wieters, S (1, 2) OBP: 0.333, SLG: 0.462		x 0-0 ① G6-3			x 0-0 24 G4-6-3 1B		x 0-0 12 1B 2B	x 0-0 12 G1-3 3-H 1B		4 1 3 1 0 0 0						
95 Trent Mummey, L (8, PR) OBP: 0.333, SLG: 0.750										0 0 0 0 0 0 0						
(8, 9)																
12 Mark Reynolds, R (1, 5) OBP: 0.318, SLG: 0.278		x 0-0 ② P3			x 0-0 ① F9		x 0-0 24 1B 28 E 2-H 1B	x 0-0 ② G1-3 1-2		4 1 1 1 0 0 3						
73 Brian Ward, R (8, 2)										0 0 0 0 0 0 0						
24 Wilson Betemit, S (1, 3) OBP: 0.321, SLG: 0.367		S S S 0-3 ③ K			x 0-0 ②③ G4-6-3 1-2f		x 0-0 28 E 1-2 1B	C C C 0-3 ③ K		4 0 1 0 0 2 4						
92 Jeff Larish, L (8, 3) OBP: 0.167, SLG: 0.167										0 0 0 0 0 0 0						
28 Ronny Paulino, R (1, 10) OBP: 0.241, SLG: 0.250			x 0-0 ① L5			x 0-0 ① F9	x 0-0 ① E5 1-3 2-H		x 0-0 ① F9	4 0 0 0 0 0 1						
11 Robert Andino, R (1, 4) OBP: 0.392, SLG: 0.432			x 0-0 ② F8			x 0-0 ② G5-3	S S S 0-3 ① K		x 0-0 E3 71 1B 86 1B	3 0 0 0 0 1 2						
3 Ryan Flaherty, L (8, 6) OBP: 0.319, SLG: 0.477										1 1 0 0 0 0 0						
Inning Stats	R: 0 E: 0 K: 3 S: 9 H: 0 LOB: 1 BB: 1 P: 13	R: 0 E: 0 K: 1 S: 5 H: 0 LOB: 0 BB: 0 P: 5	R: 0 E: 0 K: 0 S: 3 H: 0 LOB: 0 BB: 0 P: 3	R: 0 E: 0 K: 0 S: 3 H: 0 LOB: 0 BB: 0 P: 3	R: 0 E: 0 K: 0 S: 3 H: 1 LOB: 0 BB: 0 P: 3	R: 0 E: 0 K: 1 S: 8 H: 3 LOB: 3 BB: 0 P: 8	R: 2 E: 1 K: 2 S: 11 H: 3 LOB: 2 BB: 0 P: 11	R: 1 E: 1 K: 1 S: 7 H: 2 LOB: 3 BB: 0 P: 7	R: 1 E: 1 K: 0 S: 6 H: 2 LOB: 2 BB: 0 P: 6	1B: 9 2B: 2 3B: 0 HR: 0 SF: 0 SAC: 0 DP: 1 HBP: 0							

AB	39
R	4
H	11
RBI	3
BB	1
SO	8
LOB	22

WP: 0 PB: 0 SB: 0 CS: 0 PA: 40

PITCHER		IP	WLS	BF	H	R	ER	SO	BB	IBB	HBP	BLK	WP	HR	S	P	ERA	WHIP
45 Erik Bedard, L ERA: 4.3	(1, 1)	6.0	L	25	7	2	1	5	1	0	0	0	0	0	34	38	1.50	1.333
39 Jason Grilli, R ERA: 3.38	(7, 1)	1.0		4	0	0	0	2	0	0	0	0	0	0	8	8	0.00	0.000
77 Juan Cruz, R ERA: 2.25	(8, 1)	1.0		5	2	1	1	1	0	0	0	0	0	0	7	7	9.00	2.000
44 Tony Watson, L ERA: 6.75	(9, 1)	1.0		6	2	1	0	0	0	0	0	0	0	0	6	6	0.00	2.000

PITCHER	IP	WLS	BF	H	R	ER	SO	BB	IBB	HBP	BLK	WP	HR	S	P	ERA	WHIP

BOTTOM

Baltimore Orioles @ Pittsburgh Pirates

McKechnie Field, Bradenton, FL

Mon Mar 26 2012, 7:10 PM - 9:48 PM EDT

Att. 5,927 - Clear - 77 F

livebaseballscorecards.com

Batter	1	2	3	4	5	6	7	8	9	AB	R	H	RBI	BB	SO	LOB
7 Alex Presley, L (1, 7) OBP: 0.373, SLG: 0.447	BBBB 4-0 31 G6-4-3 BB		X 0-0 ③ F7			X 0-0 ② L8			H 1-0 55 1B HBP	2	0	0	0	1	0	0
2 Nate McLouth, L (8, 7) OBP: 0.475, SLG: 0.559										0	0	0	0	0	0	0
31 Jose Tabata, R (1, 9) OBP: 0.295, SLG: 0.349	X 0-0 ①② G6-4-3 1-2f			X 0-0 ① G6-3		X 0-0 ③ G5-3			SSS 0-3 ① K	3	0	0	0	0	0	1
5 Josh Harrison, R (8, 4) OBP: 0.531, SLG: 0.793										1	0	0	0	0	1	1
22 Andrew McCutchen, R (1, 8) OBP: 0.465, SLG: 0.639	CCC 0-3 ③ K			X 0-0 ② F7			BBBB 4-0 46 E 46 G3 BB		X 0-0 ② F9	2	1	0	0	1	1	0
79 Gregory Polanco, L (8, 8)										1	0	0	0	0	0	1
18 Neil Walker, S (1, 4) OBP: 0.263, SLG: 0.289		X 0-0 ① L4		X 0-0 2B			X 0-0 ① F7		X 0-0 1-2 1B	3	0	1	0	0	0	1
55 Michael McKenry, R (8, 2) OBP: 0.273, SLG: 0.238										1	0	1	0	0	0	0
46 Garrett Jones, L (1, 3) OBP: 0.298, SLG: 0.500		SSS 0-3 ② K		X 0-0 ③ G1-3			B X 1-0 ② G3 1-H		CCC 0-3 ③ K	4	0	0	1	0	2	3
26 Rod Barajas, R (1, 2) OBP: 0.273, SLG: 0.424		X 0-0 E3			X 0-0 ① L7		X 0-0 ③ G5-3			3	0	0	0	0	0	0
77 Juan Cruz, R (8, 1)										0	0	0	0	0	0	0
44 Tony Watson, L (9, 1)										0	0	0	0	0	0	0
24 Pedro Alvarez, L (1, 5) OBP: 0.143, SLG: 0.303		SSS 0-3 ③ K			CCC 0-3 ② K			X 0-0 ① G3-1		3	0	0	0	0	2	1
12 Clint Barmes, R (1, 6) OBP: 0.326, SLG: 0.381			X 0-0 ① P4		X 0-0 ③ L7			X 0-0 ② G3		3	0	0	0	0	0	0
45 Erik Bedard, L (1, 1)			CCC 0-3 ② K			X 0-0 ① G1-3		X 0-0 ③ G5-3		2	0	0	0	0	1	0
39 Jason Grilli, R (7, 1)										0	0	0	0	0	0	0
36 Yamaico Navarro, R (8, 9) OBP: 0.413, SLG: 0.500										1	0	0	0	0	0	0

	AB	29
	R	1
	H	2
	RBI	1
	BB	2
	SO	7
	LOB	8

Inning Stats	1	2	3	4	5	6	7	8	9	1B: 1	SF: 0	WP: 0	PA: 32
	R: 0 E: 0 K: 1 S: 4 H: 0 LOB: 0 BB: 1 P: 8	R: 0 E: 1 K: 2 S: 8 H: 0 LOB: 1 BB: 0 P: 8	R: 0 E: 0 K: 1 S: 5 H: 0 LOB: 0 BB: 0 P: 5	R: 0 E: 0 K: 0 S: 4 H: 1 LOB: 1 BB: 0 P: 4	R: 0 E: 0 K: 1 S: 5 H: 0 LOB: 0 BB: 0 P: 5	R: 0 E: 0 K: 0 S: 3 H: 0 LOB: 0 BB: 0 P: 3	R: 1 E: 0 K: 0 S: 3 H: 0 LOB: 0 BB: 1 P: 8	R: 0 E: 0 K: 0 S: 3 H: 0 LOB: 0 BB: 0 P: 3	R: 0 E: 0 K: 2 S: 8 H: 1 LOB: 2 BB: 0 P: 9	2B: 1 3B: 0 HR: 0	SAC: 0 DP: 1 HBP: 1	PB: 0 SB: 0 CS: 0	

PITCHER		IP	WLS	BF	H	R	ER	SO	BB	IBB	HBP	BLK	WP	HR	S	P	ERA	WHIP
29 Tommy Hunter, R ERA: 1.64	(1, 1)	6.0	W	20	1	0	0	5	1	0	0	0	0	0	29	33	0.00	0.333
43 Jim Johnson, R ERA: 7.2	(7, 1)	1.0	H	4	0	1	0	0	1	0	0	0	0	0	3	8	0.00	1.000
58 Zach Phillips, L ERA: 1.74	(8, 1)	1.0	H	3	0	0	0	0	0	0	0	0	0	0	3	3	0.00	0.000
56 Darren O'Day, R ERA:	(9, 1)	1.0	S	5	1	0	0	2	0	0	1	0	0	0	8	9	0.00	1.000

PITCHER		IP	WLS	BF	H	R	ER	SO	BB	IBB	HBP	BLK	WP	HR	S	P	ERA	WHIP

Batter	1	2	3	4	5	6	7	8	9	AB	R	H	RBI	BB	SO	LOB
7 Alex Presley, L (1, 7) OBP: 0.389, SLG: 0.449	B B B B 4-0 5 FC4 BB		S S S 0-3 ② K			X 0-0 5 G4-6-3 1B		X 0-0 ① G3 1-2	X 0-0 ③ G6-3	2	0	1	0	1	1	0
41 Jake Fox, R (6, 7) OBP: 0.321, SLG: 0.538										2	0	0	0	0	0	1
5 Josh Harrison, R (1, 6) OBP: 0.472, SLG: 0.697	X 0-0 ① FC4 22 FC5-4 1-2f		X 0-0 ③ G6-3			X 0-0 ① ② G4-6-3 1-2f		X 0-0 ② F9		4	0	0	0	0	0	3
(6, 4)																
(7, 6)																
31 Jose Tabata, R (1, 9) OBP: 0.277, SLG: 0.326	X 0-0 ② P4			X 0-0 ① G5-3		X 0-0 ③ G5-3		X 0-0 68 2B 2-H 1B		3	0	0	0	0	0	1
19 Nick Evans, R (6, 9) OBP: 0.143, SLG: 0.222										1	1	1	1	0	0	0
22 Andrew McCutchen, R (1, 8) OBP: 0.457, SLG: 0.615	X 0-0 ③ FC5-4 1-2f			X 0-0 ② P4			X 0-0 36 HBP 1B	X 0-0 14 2B 1-H 2B		3	0	1	0	0	0	1
68 Eric Fryer, R (7, 2) OBP: 0.385, SLG: 0.364				X 0-0 ③ G5-3						1	1	1	1	0	0	0
14 Casey McGehee, R (1, 3) OBP: 0.372, SLG: 0.462		X 0-0 2B					X 0-0 ① L8	X 0-0 74 1B 2-H 2B		4	1	2	1	0	0	1
36 Yamaico Navarro, R (1, 4) OBP: 0.408, SLG: 0.477		X 0-0 ① F8			X 0-0 ① G6-3		H 1-0 1-2 HBP	X 0-0 24 S 2-H 1B		2	0	0	0	0	0	1
(6, 6)																
74 Kirk Singer, R (7, PR) OBP: 1.000, SLG: 1.000										1	0	1	1	0	0	0
(7, 4)																
24 Pedro Alvarez, L (1, 5) OBP: 0.154, SLG: 0.297		S S S 0-3 ② K			X 0-0 1B		C C C 0-3 ② K	S C C 0-3 ③ K 1-2		4	0	1	0	0	3	4
65 Matt Hague, R (1, 10) OBP: 0.395, SLG: 0.711		X 0-0 ③ L9			X 0-0 ② F9		C C C 0-3 ③ K		C C C 0-3 ① K	2	0	0	0	0	0	2
46 Garrett Jones, L (7, PH) OBP: 0.286, SLG: 0.478										2	0	0	0	0	2	2
(7, 10)																
55 Michael McKenry, R (1, 2) OBP: 0.250, SLG: 0.217			C C C 0-3 ① K		X 0-0 ③ F9			B B B B 4-0 41 G3 19 1B BB	X 0-0 ② G4-3	2	0	0	0	0	1	1
2 Nate McLouth, L (7, 8) OBP: 0.476, SLG: 0.543										1	1	0	0	1	0	0
Inning Stats	R: 0 E: 0 K: 0 S: 3 H: 0 LOB: 1 BB: 1 P: 7	R: 0 E: 0 K: 1 S: 6 H: 1 LOB: 1 BB: 0 P: 6	R: 0 E: 0 K: 2 S: 7 H: 0 LOB: 0 BB: 0 P: 7	R: 0 E: 0 K: 0 S: 3 H: 0 LOB: 0 BB: 0 P: 3	R: 0 E: 0 K: 0 S: 4 H: 1 LOB: 1 BB: 0 P: 4	R: 0 E: 0 K: 0 S: 3 H: 1 LOB: 0 BB: 0 P: 3	R: 0 E: 0 K: 2 S: 8 H: 1 LOB: 2 BB: 0 P: 9	R: 4 E: 0 K: 1 S: 9 H: 4 LOB: 1 BB: 1 P: 13	R: 0 E: 0 K: 1 S: 5 H: 0 LOB: 0 BB: 0 P: 5	1B: 5 2B: 3 3B: 0 HR: 0 SF: 0 SAC: 0 DP: 1 HBP: 1						

TOP

Pittsburgh Pirates @ Philadelphia Phillies
Bright House Field, Clearwater, FL
Tue Mar 27 2012, 1:10 PM - 3:55 PM EDT
Att. 8,424 - Partly Cloudy - 81 F

livebaseballscorecards.com

AB	34
R	4
H	8
RBI	4
BB	2
SO	7
LOB	17

WP: 0 PB: 0 SB: 1 CS: 0 PA: 37

PITCHER		IP	WLS	BF	H	R	ER	SO	BB	IBB	HBP	BLK	WP	HR	S	P	ERA	WHIP
33 Cliff Lee, L ERA: 2.49	(1, 1)	6.0		21	3	0	0	3	1	0	0	0	0	0	26	30	0.00	0.667
Kyle Kendrick, R ERA:	(7, 1)	1.0		5	1	0	0	2	0	0	1	0	0	0	8	9	0.00	1.000
37 Antonio Bastardo, L ERA: 4.26	(8, 1)	0.2		5	2	3	3	0	1	0	0	0	0	0	4	8	40.50	4.500
40 Michael Stutes, R ERA: 5.79	(8, 1)	0.1	B	3	2	1	1	1	0	0	0	0	0	0	5	5	27.00	6.000
58 Jonathan Papelbon, R ERA: 1.0	(9, 1)	1.0	W	3	0	0	0	1	0	0	0	0	0	0	5	5	0.00	0.000

PITCHER	IP	WLS	BF	H	R	ER	SO	BB	IBB	HBP	BLK	WP	HR	S	P	ERA	WHIP

Batter	1	2	3	4	5	6	7	8	9	AB	R	H	RBI	BB	SO	LOB
8 Shane Victorino, S (1, 8) OBP: 0.317, SLG: 0.446 16 Luis Montanez, R (7, 8) OBP: 0.354, SLG: 0.455	0-0 27 1B 2B		0-0 P6 ①		0-0 F8 ①	0-0 G3-1 ③			0-0 G4-3 ①	4 1	1 0	1 0	0 0	0 0	0 0	2 0
27 Placido Polanco, R (1, 5) OBP: 0.481, SLG: 0.480 11 Miguel Abreu, R (5, PR) OBP: 0.286, SLG: 0.500 (6, 6)	0-0 25 2B 1B 2-H		0-0 G5-3 ②		0-0 E5 3 S 3 FC5-2-5		0-0 P3 ①		0-0 F8 ②	3 2	1 0	1 0	1 0	0 0	0 0	0 0
3 Hunter Pence, R (1, 9) OBP: 0.288, SLG: 0.422 22 Scott Podsednik, L (6, 9) OBP: 0.423, SLG: 0.532	0-0 F9 ①		0-0 G1-4-3 ③		1-1 FC5-2-5 ② 1-H		0-0 24 WP 1B		2-1 HR	3 2	0 1	0 2	0 1	0 0	0 0	2 0
25 Jim Thome, L (1, 3) OBP: 0.387, SLG: 0.407 24 Ty Wigginton, R (7, 3) OBP: 0.309, SLG: 0.313	0-0 19 G4-3 2B 1-H			4-0 4 1B 19 WP 23 1B BB	0-0 L4-3 ③		1-3 K ② 1-2			2 1	1 0	1 0	1 0	1 0	0 1	1 1
19 Laynce Nix, L (1, 7) OBP: 0.333, SLG: 0.237 10 Juan Pierre, L (7, 7) OBP: 0.360, SLG: 0.311	0-0 G4-3 ② 2-3			0-3 K ① 1-2		0-0 4 E 2B	0-0 G4-3 ③			3 1	1 0	1 0	0 0	0 0	1 0	2 1
4 Pete Orr, L (1, 6) OBP: 0.360, SLG: 0.444 (6, 5) (9, 4)	0-3 K ③			0-0 13 FC6-4 23 1B 1B 2-3		0-0 E7 23 L3-6 2-H 1B		0-0 G4-3 ①		4	0	2	0	0	1	1
23 Brian Schneider, L (1, 2) OBP: 0.250, SLG: 0.217 31 Erik Kratz, R (8, PH) OBP: 0.429, SLG: 0.714 (9, 2)		0-0 G4-3 ①		0-0 13 FC6-4 1-2 3-H 1B		0-0 L3-6 ① ② 2-2		0-0 13 G6-3 1B		3 1	0 0	1 1	1 0	0 0	0 0	1 0
13 Freddy Galvis, S (1, 4) OBP: 0.292, SLG: 0.470 29 Hector Luna, R (9, 5) OBP: 0.317, SLG: 0.459		0-3 K ②		0-0 FC6-4 ② 1-2f 2-3		0-0 33 2B 1B		0-0 G6-3 ② 1-2		4 0	0 0	1 0	0 0	0 0	1 0	3 0
33 Cliff Lee, L (1, 1) OBP: 0.333, SLG: 0.667 Kyle Kendrick, R (7, 1) 37 Antonio Bastardo, R (8, 1) 40 Michael Stutes, R (8, 1) 15 John Mayberry Jr., R (8, PH) OBP: 0.250, SLG: 0.286 58 Jonathan Papelbon, R (9, 1)		0-3 K2-3 ③		0-0 G4-3 ③		0-0 1-3 2B		0-0 G6-3 ③		3 0 0 0 1 0	0 0 0 0 0 0	1 0 0 0 0 0	0 0 0 0 0 0	0 0 0 0 0 0	1 0 0 0 0 0	2 0 0 0 1 0
Inning Stats	R: 2 E: 0 K: 1 S: 8 H: 3 LOB: 1 BB: 0 P: 8	R: 0 E: 0 K: 2 S: 7 H: 0 LOB: 0 BB: 0 P: 7	R: 0 E: 0 K: 0 S: 3 H: 0 LOB: 0 BB: 0 P: 3	R: 1 E: 0 K: 1 S: 7 H: 2 LOB: 2 BB: 1 P: 11	R: 0 E: 1 K: 0 S: 5 H: 0 LOB: 1 BB: 0 P: 6	R: 1 E: 1 K: 0 S: 6 H: 4 LOB: 2 BB: 0 P: 6	R: 0 E: 0 K: 1 S: 6 H: 1 LOB: 1 BB: 0 P: 7	R: 0 E: 0 K: 0 S: 4 H: 1 LOB: 1 BB: 0 P: 4	R: 1 E: 0 K: 0 S: 4 H: 1 LOB: 0 BB: 0 P: 6	1B: 7 2B: 5 3B: 0 HR: 1	SF: 0 SAC: 0 DP: 1 HBP: 0				WP: 2 PB: 0 SB: 2 CS: 0	PA: 39	

BOTTOM

Pittsburgh Pirates @ Philadelphia Phillies

Bright House Field, Clearwater, FL

Tue Mar 27 2012, 1:10 PM - 3:55 PM EDT

Att. 8,424 - Partly Cloudy - 81 F

livebaseballscorecards.com

AB	38
R	5
H	12
RBI	4
BB	1
SO	5
LOB	17

PITCHER		IP	WLS	BF	H	R	ER	SO	BB	IBB	HBP	BLK	WP	HR	S	P	ERA	WHIP
30 Chris Resop, R ERA: 4.5	(1, 1)	2.0		9	3	2	2	3	0	0	0	0	0	0	15	15	9.00	1.500
63 Chris Leroux, R ERA: 11.05	(3, 1)	1.0		3	0	0	0	0	0	0	0	0	0	0	3	3	0.00	0.000
25 Daniel McCutchen, R ERA: 9.39	(4, 1)	1.0		6	2	1	1	1	1	0	0	0	1	0	7	11	9.00	3.000
Joel Hanrahan, R ERA: 2.57	(5, 1)	1.0		4	0	0	0	0	0	0	0	0	0	0	5	6	0.00	0.000
17 Ryota Igarashi, R ERA: 8.68	(6, 1)	1.0		6	4	1	1	0	0	0	0	0	0	0	6	6	9.00	4.000
48 Jared Hughes, R ERA: 4.0	(7, 1)	1.0		4	1	0	0	1	0	0	0	0	1	0	6	7	0.00	1.000
57 Kris Johnson, L ERA:	(8, 1)	1.0		4	1	0	0	0	0	0	0	0	0	0	4	4	0.00	1.000
57 Daniel Moskos, L ERA: 1.13	(9, 1)	0.2	L	3	1	1	1	0	0	0	0	0	0	1	4	6	13.50	1.500

Pittsburgh Pirates @ Tampa Bay Rays

Charlotte Sports Park, Port Charlotte, FL

Wed Mar 28 2012, 7:08 PM - 9:46 PM EDT

Att. 4,589 - Clear - 85 F

TOP

livebaseballscorecards.com

Batter	1	2	3	4	5	6	7	8	9	AB	R	H	RBI	BB	SO	LOB
31 Jose Tabata, R (1, 9) OBP: 0.294, SLG: 0.327	G6-3			22 FC6-5 5 SH5-3 1B	BBB 1-2 2-3 BB		G6-3		FC5-4 1-2f 3-H	3	0	1	0	1	0	0
28 Dan Grovatt, L (7, 9) OBP: 0.667, SLG: 0.500										1	0	0	1	0	0	1
5 Josh Harrison, R (1, 7) OBP: 0.425, SLG: 0.622	K			SH5-3 1-2	L3			G5-3	K	4	0	0	0	0	2	4
(6, 5)																
(7, 6)																
22 Andrew McCutchen, R (1, 8) OBP: 0.449, SLG: 0.667	P4			FC6-5 14 WP 2-3		BSSX 1-2 HR		18 2B 2B		3	1	1	1	0	0	1
2 Nate McLouth, L (7, 8) OBP: 0.488, SLG: 0.583										1	1	1	0	0	0	0
14 Casey McGehee, R (1, 5) OBP: 0.370, SLG: 0.439		F8		BX G3 1-2		BBBB 18 1B BB		SSS K		2	0	0	0	1	0	1
(6, 3)																
41 Jake Fox, R (7, 3) OBP: 0.310, SLG: 0.519										1	0	0	0	0	1	1
18 Neil Walker, S (1, 4) OBP: 0.286, SLG: 0.333		CCC K			CCC K	X 65 G4-6-3 1-2 1B		X 2-H 2B		4	0	2	1	0	2	0
Bengie González, S (8, PR)										0	0	0	0	0	0	0
(8, 4)																
26 Rod Barajas, R (1, 2) OBP: 0.270, SLG: 0.432		F8			X 65 1B 2B	CCC K		SSS K		4	1	1	0	0	2	3
65 Matt Hague, R (1, 3) OBP: 0.390, SLG: 0.683			P4		31 BB 12 1B 2-H 1B	X G4-6-3 1-2f 2 3			7 1B 28 FC5-4 2B	3	0	1	1	0	0	2
47 Evan Meek, R (6, 1)										0	0	0	0	0	0	0
63 Chris Leroux, L (7, 1)										0	0	0	0	0	0	0
77 Juan Cruz, R (8, 1)										0	0	0	0	0	0	0
68 Eric Fryer, R (9, PH) OBP: 0.407, SLG: 0.435										1	1	1	0	0	0	0
12 Clint Barmes, R (1, 6) OBP: 0.326, SLG: 0.378		CCC K			31 BB 1-2 1B		G6-3		SSS K	3	0	1	0	0	1	0
19 Nick Evans, R (7, 5) OBP: 0.138, SLG: 0.214										1	0	0	0	0	1	1
50 Charlie Morton, R (1, 1)			G6-3		P5		X G3-1		28 FC5-4 2-3 1B	2	0	0	0	0	0	2
7 Alex Presley, L (6, 7) OBP: 0.393, SLG: 0.451										2	0	1	0	0	0	0

	AB	35
	R	4
	H	10
	RBI	4
	BB	2
	SO	9
	LOB	16

Inning Stats																																
	R: 0	H: 0	E: 0	LOB: 0	K: 1	BB: 0	S: 5	P: 5	R: 0	H: 0	E: 0	LOB: 0	K: 1	BB: 0	S: 5	P: 5	R: 0	H: 0	E: 0	LOB: 0	K: 1	BB: 0	S: 5	P: 5	R: 0	H: 1	E: 0	LOB: 1	K: 0	BB: 0	S: 4	P: 5
	R: 1	H: 3	E: 0	LOB: 3	K: 1	BB: 1	S: 8	P: 12	R: 1	H: 2	E: 0	LOB: 1	K: 1	BB: 1	S: 8	P: 13	R: 0	H: 0	E: 0	LOB: 0	K: 0	BB: 0	S: 3	P: 3	R: 1	H: 2	E: 0	LOB: 1	K: 2	BB: 0	S: 9	P: 9
	R: 1	H: 2	E: 0	LOB: 1	K: 2	BB: 0	S: 9	P: 9	1B: 5	SF: 0	2B: 4	SAC: 1	3B: 0	DP: 1	HR: 1	HBP: 0	WP: 1	PA: 38	PB: 0		SB: 0		CS: 0									

PITCHER	IP	WLS	BF	H	R	ER	SO	BB	IBB	HBP	BLK	WP	HR	S	P	ERA	WHIP
14 David Price, L (1, 1) ERA: 3.79	7.0	W	28	6	2	2	5	2	0	0	0	1	1	38	48	2.57	1.143
39 J.P. Howell, L (8, 1) ERA: 3.38	1.0		5	2	1	1	2	0	0	0	0	0	0	9	9	9.00	2.000
62 Joel Peralta, R (9, 1) ERA: 6.75	0.1	H	2	1	1	1	1	0	0	0	0	0	0	4	4	27.00	3.000
56 Fernando Rodney, R (9, 1) ERA: 2.84	0.0		1	1	0	0	0	0	0	0	0	0	0	1	1	∞	∞
75 Romulo Sanchez, R (9, 1) ERA: 3.65	0.2	S	2	0	0	0	1	0	0	0	0	0	0	4	4	0.00	0.000

PITCHER	IP	WLS	BF	H	R	ER	SO	BB	IBB	HBP	BLK	WP	HR	S	P	ERA	WHIP

BOTTOM

Pittsburgh Pirates @ Tampa Bay Rays

Charlotte Sports Park, Port Charlotte, FL

Wed Mar 28 2012, 7:08 PM - 9:46 PM EDT

Att. 4,589 - Clear - 85 F

livebaseballscorecards.com

Batter	1	2	3	4	5	6	7	8	9	AB	R	H	RBI	BB	SO	LOB
18 Ben Zobrist, S (1, 4) OBP: 0.380, SLG: 0.390 45 Jeff Salazar, L (8, 9) OBP: 0.462, SLG: 0.552	F9		G3 3-H	G4-3		SBBBB 4-1 1-2 BB				3 0	0 0	0 0	1 0	1 0	0 0	2 0
23 Carlos Pena, L (1, 3) OBP: 0.298, SLG: 0.211 10 Will Rhymes, L (8, 4) OBP: 0.269, SLG: 0.261	G4-3		G4-3		30 HR 1B	SSS 0-3 K				4 0	1 0	1 0	0 0	0 0	1 0	2 0
3 Evan Longoria, R (1, 5) OBP: 0.286, SLG: 0.367 68 Jésus Feliciano, L (8, 7) OBP: 0.327, SLG: 0.341	G5-3			20 G4-3 30 1B 2B	F8		L5			4 0	1 0	1 0	0 0	0 0	0 0	1 0
20 Matt Joyce, L (1, 9) OBP: 0.255, SLG: 0.383 24 Leslie Anderson, L (8, 3) OBP: 0.243, SLG: 0.400	SSS K			G4-3 2-3	F8		SSS K			4 0	0 0	0 0	0 0	0 0	2 0	2 0
30 Luke Scott, L (1, 10) OBP: 0.243, SLG: 0.400	SSS K			21 FC4-6 1B 3-H	BBSX 2-1 1-H HR		SSS K			4 0	1 0	2 0	3 0	0 0	2 0	0 0
21 Jose Lobaton, S (1, 2) OBP: 0.279, SLG: 0.317	1 FC5-4 1B			FC4-6 1 1B 9 2B 1-2f	G5-3			G4-3		4 0	1 0	1 0	0 0	0 0	0 0	1 0
1 Sean Rodríguez, R (1, 6) OBP: 0.349, SLG: 0.229 76 Joel Caminero, R (9, 8)	FC5-4 1-2f			9 2B 1B 1-2		B1-3		SSS K		4 0	1 0	1 0	0 0	0 0	1 0	1 0
9 Elliot Johnson, S (1, 8) OBP: 0.259, SLG: 0.306 (9, 6)			63 G5-3 18 G3 2B	1-H 2-H 2B		SSS K		L6		4 0	1 0	2 0	2 0	0 0	1 0	0 0
63 Chris Gimenez, R (1, 7) OBP: 0.271, SLG: 0.295 (8, 5)			G5-3 2-3	H 1-0 HBP		BBBB 4-0 18 BB BB				1 0	0 0	0 0	0 0	1 0	0 0	1 0

	AB	32
	R	6
	H	8
	RBI	6
	BB	2
	SO	7
	LOB	10

Inning Stats	1	2	3	4	5	6	7	8	9
	R: 0 E: 0 K: 0 S: 3	H: 0 LOB: 0 BB: 0 P: 3	R: 0 E: 0 K: 2 S: 8	H: 1 LOB: 1 BB: 0 P: 8	R: 1 E: 0 K: 0 S: 4	H: 1 LOB: 0 BB: 0 P: 4	R: 3 E: 0 K: 0 S: 7	H: 4 LOB: 2 BB: 0 P: 8	R: 2 E: 0 K: 0 S: 6	H: 2 LOB: 0 BB: 0 P: 8	R: 0 E: 0 K: 2 S: 8	H: 0 LOB: 2 BB: 2 P: 16	R: 0 E: 0 K: 2 S: 7	H: 0 LOB: 0 BB: 0 P: 7	R: 0 E: 0 K: 1 S: 5	H: 0 LOB: 0 BB: 0 P: 5

	1B: 4	SF: 0	WP: 0	PA: 35
	2B: 3	SAC: 0	PB: 0	
	3B: 0	DP: 0	SB: 0	
	HR: 1	HBP: 1	CS: 0	

PITCHER		IP	WLS	BF	H	R	ER	SO	BB	IBB	HBP	BLK	WP	HR	S	P	ERA	WHIP
50 Charlie Morton, R ERA: 7.07	(1, 1)	5.0	L	24	8	6	6	2	0	0	1	0	0	1	28	31	10.80	1.600
47 Evan Meek, R ERA: 4.66	(6, 1)	1.0		5	0	0	0	2	2	0	0	0	0	0	8	16	0.00	2.000
63 Chris Leroux, R ERA: 9.72	(7, 1)	1.0		3	0	0	0	2	0	0	0	0	0	0	7	7	0.00	0.000
77 Juan Cruz, R ERA: 2.0	(8, 1)	1.0		3	0	0	0	1	0	0	0	0	0	0	5	5	0.00	0.000

PITCHER		IP	WLS	BF	H	R	ER	SO	BB	IBB	HBP	BLK	WP	HR	S	P	ERA	WHIP

Batter	1	2	3	4	5	6	7	8	9	AB	R	H	RBI	BB	SO	LOB
11 Ben Revere, L (1, 8) OBP: 0.383, SLG: 0.364	BBBB 4-0 22 S S 22 G5-3 BB	x 0-0 ② F7		x 0-0 27 F9 38 1B 1B 1-2 1B	BBB 4-0 27 2B BB	x 0-0 ③ L8			x 0-0 ① G6-3	4	3	1	0	2	0	3
Danny Santana, S (1, 4) OBP: 0.500, SLG: 0.600 5 J.R. Towles, R (9, PR) OBP: 0.333, SLG: 0.632 59 Esmerling Vasquez, R (9, 1)	BBBBB 4-0 22 CS 1-2 BB	x 0-0 ③ G4-3		x 0-0 95 BB 38 1B 26 1B 1-2 2-3 1B	x 0-0 ① F7		x 0-0 ① G4-3		x 0-0 37 F8 2B	5 0 0	1 0 0	2 0 0	0 0 0	1 0 0	0 0 0	2 0 0
22 Danny Valencia, R (1, 10) OBP: 0.300, SLG: 0.473 37 Sean Burroughs, L (7, PH) OBP: 0.410, SLG: 0.364 (7, 10) (9, 5)	B 1 SAFE X 1-0 ① ② G5-3 1-2 2-H		H 1-0 38 S HBP	x 0-0 ① SF7 3-H	x 0-0 ② P4		x 0-0 27 G3-6-1 1B		x 0-0 ② F8 2-3	2 2	0 0	0 1	2 0	0 0	0 0	2 1
27 Chris Parmelee, L (1, 3) OBP: 0.356, SLG: 0.519	BBBB 4-0 BB		CCC 0-3 ① K	x 0-0 ② F9 2-3	x 0-0 1-H 2B		x 0-0 ② ③ G3-6-1 1-2f		x 0-0 ③ L4	5	0	1	1	1	1	6
38 Luke Hughes, R (1, 5) OBP: 0.411, SLG: 0.745 73 Michael Hollimon, S (6, 5) OBP: 0.462, SLG: 0.591 (9, 4)	x 0-0 ③ F8		BBBB 4-0 95 G5-4-3 1-2 BB	x 0-0 95 BB 26 1B 1-2 3-H 1B	x 0-0 ③ P2			x 0-0 ① G4-3		3 1	1 0	1 0	1 0	1 0	0 0	2 0
95 Angel Morales, R (1, 9) OBP: 0.800, SLG: 1.000		BBBB 4-0 26 HR BB	x 0-0 ② ③ G5-4-3 1-2f	BBBB 4-0 26 1B 77 1B 1-2 2-3 BB		x 0-0 77 F9 2B		x 0-0 26 FC4-6 1B		3	2	2	0	2	0	2
26 Brian Dinkelman, L (1, 7) OBP: 0.400, SLG: 0.556		C X 0-1 1-H HR	77 HR 1B; 77 E 77 1B 1-3 2-H 3-H 1B		BBBB 4-0 BB			x 0-0 ② FC4-6 77 1B 1-2f		4	2	3	4	1	0	1
77 Brian Dozier, R (1, 6) OBP: 0.341, SLG: 0.486		X 0-0 ① F8	2-2 1-H HR; 0-0 E6 1-3 3-H 1B		x 0-0 ① F9 2-3			x 0-0 1-3 1B		5	1	3	3	0	0	2
41 Drew Butera, R (1, 2) OBP: 0.304, SLG: 0.364		BBBB 4-0 BB	1B 22 SF7 11 1B 1B; 0-0 G5-3 ③		x 0-0 ② P4			x 0-0 ③ P6		4	1	1	0	1	0	6
Inning Stats	R: 1 E: 0 K: 0 S: 2 H: 0 LOB: 1 BB: 3 P: 15	R: 2 E: 0 K: 0 S: 5 H: 1 LOB: 1 BB: 2 P: 13	R: 0 E: 0 K: 1 S: 4 H: 0 LOB: 1 BB: 1 P: 9	R: 7 E: 1 K: 0 S: 13 H: 8 LOB: 2 BB: 1 P: 19	R: 1 E: 0 K: 0 S: 4 H: 1 LOB: 1 BB: 1 P: 8	R: 0 E: 0 K: 0 S: 4 H: 1 LOB: 2 BB: 1 P: 8	R: 0 E: 0 K: 0 S: 3 H: 1 LOB: 0 BB: 0 P: 3	R: 0 E: 0 K: 0 S: 5 H: 2 LOB: 2 BB: 0 P: 5	R: 0 E: 0 K: 0 S: 4 H: 1 LOB: 2 BB: 0 P: 4	1B: 10 2B: 3 3B: 0 HR: 2		SF: 1 SAC: 0 DP: 2 HBP: 1			WP: 0 PB: 0 SB: 4 CS: 1	PA: 49	

PITCHER		IP	WLS	BF	H	R	ER	SO	BB	IBB	HBP	BLK	WP	HR	S	P	ERA	WHIP
53 James McDonald, R ERA: 9.16	(1, 1)	3.2	L	24	7	10	10	1	7	0	1	0	0	2	21	53	24.55	3.818
25 Daniel McCutchen, R ERA: 8.1	(4, 1)	2.1		13	4	1	1	0	2	0	0	0	0	0	11	19	3.86	2.571
48 Jared Hughes, R ERA: 3.6	(7, 1)	1.0		3	1	0	0	0	0	0	0	0	0	0	3	3	0.00	1.000
66 Matt McSwain, R ERA:	(8, 1)	1.0		5	2	0	0	0	0	0	0	0	0	0	5	5	0.00	2.000
Jumbo Díaz, R ERA:	(9, 1)	1.0		4	1	0	0	0	0	0	0	0	0	0	4	4	0.00	1.000

PITCHER	IP	WLS	BF	H	R	ER	SO	BB	IBB	HBP	BLK	WP	HR	S	P	ERA	WHIP

TOP

Minnesota Twins @ Pittsburgh Pirates

McKechnie Field, Bradenton, FL

Thu Mar 29 2012, 1:06 PM - 4:12 PM EDT

Att. 4,241 - Sunny - 83 F

livebaseballscorecards.com

AB	38
R	11
H	15
RBI	11
BB	9
SO	1
LOB	27

BOTTOM

Minnesota Twins @ Pittsburgh Pirates

McKechnie Field, Bradenton, FL

Thu Mar 29 2012, 1:06 PM - 4:12 PM EDT

Att. 4,241 - Sunny - 83 F

livebaseballscorecards.com

Batter	1	2	3	4	5	6	7	8	9	AB	R	H	RBI	BB	SO	LOB
7 Alex Presley, L (1, 7) OBP: 0.407, SLG: 0.453	G4-3	2-3 1B		1-2 5 FC5-4 HBP			72 2B	G3		2	0	1	0	0	0	0
10 Adalberto Santos, R (7, 7) OBP: 0.500, SLG: 1.000							2B			2	1	1	0	0	0	2
5 Josh Harrison, R (1, 6) OBP: 0.419, SLG: 0.590	4-0 BBBB 31 1B 18 1B BB	0-3 SSS K		0-0 FC5-4 1-2f			0-0 46 F8 2-H 2B		0-0 46 1B 3B	2	1	0	0	1	1	4
72 Greg Picart, S (7, 4) OBP: 1.000, SLG: 2.500										2	1	2	1	0	0	0
31 Jose Tabata, R (1, 9) OBP: 0.302, SLG: 0.333	0-0 18 1B 1-2 1B		0-0 G6-3		0-0 F9		0-0 F8 2-3		0-0 2 WP 24 BLK 1B 3-H 1B	2	0	1	0	0	0	0
46 Garrett Jones, L (5, 9) OBP: 0.288, SLG: 0.469										3	1	1	1	0	0	1
14 Casey McGehee, R (1, 3) OBP: 0.347, SLG: 0.409	0-0 F9		0-0 F7		0-0 G5-3		SSS 0-3 K2-3		0-0 24 BLK 2 WP 1-2 1B	3	0	0	0	0	0	2
Andy Vasquez, L (7, 6) OBP: 0.500, SLG: 0.500										2	0	1	0	0	1	1
18 Neil Walker, S (1, 4) OBP: 0.289, SLG: 0.333	0-0 1-3 2-H 1B		0-0 F8		C X 0-1 F8			X 0-0 P4	SSS 0-3 K	3	0	1	1	0	0	0
48 Jared Hughes, R (7, 1)										0	0	0	0	0	0	0
66 Matt McSwain, R (8, 1)										0	0	0	0	0	0	0
Ashley Ponce, R (8, PH)										1	0	0	0	0	0	0
Jumbo Díaz, R (9, 1)										0	0	0	0	0	0	0
Eric Avila, R (9, PH)										1	0	0	0	0	1	2
2 Nate McLouth, L (1, 8) OBP: 0.479, SLG: 0.550	0-0 G6-3			BBBB 4-0 24 1B 55 FC6-4 BB		X 0-0 F8		X 0-0 65 FC5 65 E 24 1B 1B	B SSS 1-3 K 1-2 2-3	4	2	1	0	1	1	4
24 Pedro Alvarez, L (1, 5) OBP: 0.182, SLG: 0.310		SSS 0-3 K		X 0-0 55 FC6-4 1-3 1B		SSS 0-3 K		X 0-0 65 E 1-2 1B	B X 1-0 G5-3 2-3 3-H	5	0	2	0	0	2	1
55 Michael McKenry, R (1, 2) OBP: 0.214, SLG: 0.185		X 0-0 G6-3		X 0-0 FC6-4 7 HBP 1-2f 3-H		SSS 0-3 K		X 0-0 F7		4	0	0	1	0	1	3
53 James McDonald, L (1, 1) OBP: 0.500, SLG: 0.667		X 0-0 7 1B 2B		X 0-0 F9			X 0-0 G5-3	X 0-0 FC5 1-3 2-H		1	0	1	0	0	0	0
25 Daniel McCutchen, R (4, 1)										1	0	0	0	0	0	1
65 Matt Hague, R (7, 3) OBP: 0.372, SLG: 0.651										2	0	0	0	0	0	1

AB	**40**								
R	**6**								
H	**12**								
RBI	**4**								
BB	**2**								
SO	**7**								
LOB	**22**								

Inning Stats	1	2	3	4	5	6	7	8	9	1B: 8	SF: 0	WP: 1	PA: 43
	R: 1 E: 0 K: 0 S: 5 H: 2 LOB: 2 BB: 1 P: 9	R: 0 E: 0 K: 2 S: 9 H: 2 LOB: 2 BB: 0 P: 9	R: 0 E: 0 K: 0 S: 3 H: 0 LOB: 0 BB: 0 P: 3	R: 1 E: 0 K: 0 S: 4 H: 1 LOB: 2 BB: 1 P: 9	R: 0 E: 0 K: 0 S: 4 H: 0 LOB: 0 BB: 0 P: 4	R: 0 E: 0 K: 2 S: 7 H: 0 LOB: 0 BB: 0 P: 7	R: 1 E: 0 K: 1 S: 7 H: 2 LOB: 1 BB: 0 P: 7	R: 1 E: 1 K: 0 S: 6 H: 2 LOB: 2 BB: 0 P: 6	R: 2 E: 0 K: 2 S: 10 H: 3 LOB: 1 BB: 0 P: 12	2B: 3	SAC: 0	PB: 0	
										3B: 1	DP: 0	SB: 0	
										HR: 0	HBP: 1	CS: 0	

PITCHER		IP	WLS	BF	H	R	ER	SO	BB	IBB	HBP	BLK	WP	HR	S	P	ERA	WHIP
44 Matt Maloney, L ERA: 0.63	(1, 1)	3.0	W	14	4	1	1	2	1	0	0	0	0	0	17	21	3.00	1.667
61 Jared Burton, R ERA: 1.8	(4, 1)	2.0		9	1	1	1	0	1	0	1	0	0	0	8	13	4.50	1.000
85 Casey Fien, R ERA: 1.93	(6, 1)	2.0		8	2	1	1	3	0	0	0	0	0	0	14	14	4.50	1.000
31 Alex Burnett, R ERA: 7.0	(8, 1)	1.0		6	2	1	0	0	0	0	0	0	0	0	6	6	0.00	2.000
59 Esmerling Vasquez, R ERA: 4.5	(9, 1)	1.0		6	3	2	2	2	0	0	0	1	1	0	10	12	18.00	3.000

PITCHER		IP	WLS	BF	H	R	ER	SO	BB	IBB	HBP	BLK	WP	HR	S	P	ERA	WHIP

Tampa Bay Rays @ Pittsburgh Pirates

McKechnie Field, Bradenton, FL

Fri Mar 30 2012, 1:12 PM - 3:51 PM EDT

Att. 4,527 - Sunny - 83 F

TOP

livebaseballscorecards.com

Batter	1	2	3	4	5	6	7	8	9	AB	R	H	RBI	BB	SO	LOB
8 Desmond Jennings, R (1, 8) OBP: 0.366, SLG: 0.342	F8			G1-3		B1		21 G4-3 1B		4	0	1	0	0	0	0
68 Jésus Feliciano, L (8, 8) OBP: 0.327, SLG: 0.341										0	0	0	0	0	0	0
30 Luke Scott, L (1, 10) OBP: 0.244, SLG: 0.385	L8			18 BB 1B		K		P6		4	0	1	0	0	1	1
3 Evan Longoria, R (1, 5) OBP: 0.286, SLG: 0.432	F7			F9			20 F8 28 2B 18 BB 1B	G4-3 1-2		3	1	1	0	0	0	1
21 Jose Lobaton, S (7, 2) OBP: 0.273, SLG: 0.310										1	0	0	0	0	0	1
18 Ben Zobrist, S (1, 9) OBP: 0.368, SLG: 0.348		K		1-2 BB			1-2 1 S 28 2B BB	F9		1	1	0	0	2	1	0
45 Jeff Salazar, L (7, 9) OBP: 0.450, SLG: 0.533										1	0	0	0	0	0	1
23 Carlos Pena, L (1, 3) OBP: 0.259, SLG: 0.178		K		F9			K		G1-3	3	0	0	0	0	2	4
10 Will Rhymes, L (7, 5) OBP: 0.278, SLG: 0.255										1	0	0	0	0	0	0
20 Matt Joyce, L (1, 7) OBP: 0.237, SLG: 0.333		G4-3			K		F8 2-3		P6	4	0	0	0	0	1	2
38 Isaias Velasquez, R (9, 7)										0	0	0	0	0	0	0
7 Jeff Keppinger, R (1, 4) OBP: 0.365, SLG: 0.354			L1		P4		1-2 28 2B BB		1B	2	0	0	0	0	0	0
1 Sean Rodríguez, R (6, 4) OBP: 0.383, SLG: 0.243										1	1	1	0	1	0	0
28 José Molina, R (1, 2) OBP: 0.256, SLG: 0.270			G6-3		G6-3		1-H 2-H 3-H 2B		G6-3	3	0	1	3	0	0	0
KD Kang, L (7, PR) OBP: 0.500, SLG: 0.500										0	0	0	0	0	0	0
35 Henry Wrigley, R (7, 3) OBP: 0.500, SLG: 0.500										1	0	0	0	0	0	1
15 Reid Brignac, L (1, 6) OBP: 0.375, SLG: 0.318			L3			G3	K			3	0	0	0	0	1	1

	AB	32
	R	3
	H	5
	RBI	3
	BB	3
	SO	6
	LOB	12

Inning Stats										
	R: 0 E: 0 K: 0 S: 3	H: 0 LOB: 0 BB: 0 P: 3	R: 0 E: 0 K: 2 S: 7	H: 0 LOB: 0 BB: 0 P: 7	R: 0 E: 0 K: 0 S: 3	H: 0 LOB: 0 BB: 0 P: 3	R: 0 E: 0 K: 0 S: 4	H: 1 LOB: 2 BB: 1 P: 8	R: 0 E: 0 K: 1 S: 5	H: 0 LOB: 0 BB: 0 P: 5
	R: 0 E: 0 K: 1 S: 5	H: 0 LOB: 0 BB: 0 P: 5	R: 3 E: 0 K: 2 S: 9	H: 2 LOB: 1 BB: 2 P: 17	R: 0 E: 0 K: 0 S: 4	H: 1 LOB: 1 BB: 0 P: 4	R: 0 E: 0 K: 0 S: 4	H: 1 LOB: 1 BB: 0 P: 4	1B: 4 2B: 1 3B: 0 HR: 0	SF: 0 SAC: 0 DP: 0 HBP: 0
	WP: 0 PB: 0 SB: 1 CS: 0	PA: 35								

PITCHER		IP	WLS	BF	H	R	ER	SO	BB	IBB	HBP	BLK	WP	HR	S	P	ERA	WHIP
44 Tony Watson, L ERA: 5.4	(1, 1)	2.0		6	0	0	0	2	0	0	0	0	0	0	10	10	0.00	0.000
39 Jason Grilli, R ERA: 2.7	(3, 1)	2.0		8	1	0	0	0	1	0	0	0	0	0	7	11	0.00	1.000
30 Chris Resop, R ERA: 4.0	(5, 1)	1.0	H	3	0	0	0	1	0	0	0	0	0	0	5	5	0.00	0.000
32 Brad Lincoln, R ERA: 11.25	(6, 1)	2.0	B	10	2	3	3	3	2	0	0	0	0	0	14	22	13.50	2.000
56 Tim Alderson, R ERA:	(8, 1)	2.0		8	2	0	0	0	0	0	0	0	0	0	8	8	0.00	1.000

PITCHER	IP	WLS	BF	H	R	ER	SO	BB	IBB	HBP	BLK	WP	HR	S	P	ERA	WHIP

Batter	1	2	3	4	5	6	7	8	9	AB	R	H	RBI	BB	SO	LOB
31 Jose Tabata, R (1, 9) OBP: 0.298, SLG: 0.327	F8		G1-3			G3 (1-2)		22 G5-4-3 1B (1-2)		4	0	1	0	0	0	2
36 Yamaico Navarro, R (1, 7) OBP: 0.396, SLG: 0.458 7 Alex Presley, L (9, 7) OBP: 0.407, SLG: 0.453	22 G5-4-3 1B			K (SSS)		K (CCC)		K (SSS)		4 0	0 0	1 0	0 0	0 0	3 0	3 0
22 Andrew McCutchen, R (1, 8) OBP: 0.415, SLG: 0.609	G5-4-3 (1-2f)			F8		G6-3		G5-4-3 (1-2f)		4	0	0	0	0	0	4
14 Casey McGehee, R (1, 5) OBP: 0.358, SLG: 0.479		E6 26 G5-4-3		HR (BBSCBX)			65 HR 1B		K (CCC)	4	2	2	1	0	1	0
26 Rod Barajas, R (1, 2) OBP: 0.268, SLG: 0.415 99 Francisco Aponte, S (9, PR)		G5-4-3 (1-2f)		P4			K (CCC)		18 E 1B	4 0	0 0	1 0	0 0	0 0	1 0	2 0
18 Neil Walker, S (1, 4) OBP: 0.265, SLG: 0.306		F9			G5-3		P4		FC6 (1-2)	4	0	0	0	0	0	2
65 Matt Hague, R (1, 3) OBP: 0.383, SLG: 0.723			2B		G4-3		HR (FBBX) (1-H)		F9	4	1	2	2	0	0	2
12 Clint Barmes, R (1, 6) OBP: 0.300, SLG: 0.347			K (SSS)		P2		P3		K2-3 (SSS)	4	0	0	0	0	2	3
55 Michael McKenry, R (1, 10) OBP: 0.233, SLG: 0.179 5 Josh Harrison, R (8, PH) OBP: 0.432, SLG: 0.590 (9, 10)			F9			BB (BBBB)		BB (BBBB)		1 0	0 0	0 0	0 0	1 1	0 0	1 0
Inning Stats	R: 0 E: 0 K: 0 S: 3 H: 1 LOB: 0 BB: 0 P: 3	R: 0 E: 1 K: 0 S: 3 H: 0 LOB: 0 BB: 0 P: 3	R: 0 E: 0 K: 1 S: 6 H: 1 LOB: 1 BB: 0 P: 6	R: 1 E: 0 K: 1 S: 8 H: 1 LOB: 0 BB: 0 P: 11	R: 0 E: 0 K: 0 S: 3 H: 0 LOB: 0 BB: 0 P: 3	R: 0 E: 0 K: 1 S: 5 H: 0 LOB: 1 BB: 1 P: 9	R: 2 E: 0 K: 1 S: 8 H: 2 LOB: 0 BB: 0 P: 10	R: 0 E: 0 K: 1 S: 5 H: 1 LOB: 1 BB: 1 P: 9	R: 0 E: 1 K: 2 S: 9 H: 1 LOB: 2 BB: 0 P: 9	1B: 4 2B: 1 3B: 0 HR: 2	SF: 0 SAC: 0 DP: 3 HBP: 0						

PITCHER	IP	WLS	BF	H	R	ER	SO	BB	IBB	HBP	BLK	WP	HR	S	P	ERA	WHIP
55 Matt Moore, L (1, 1) ERA: 4.5	6.0		21	3	1	1	3	1	0	0	0	0	1	28	35	1.50	0.667
31 Burke Badenhop, R (7, 1) ERA: 4.22	1.0	B	5	2	2	2	1	0	0	0	0	0	1	8	10	18.00	2.000
57 Jake McGee, L (8, 1) ERA: 2.61	1.0		4	1	0	0	1	1	0	0	0	0	0	5	9	0.00	2.000
75 Romulo Sanchez, R (9, 1) ERA: 3.38	1.0		5	1	0	0	2	0	0	0	0	0	0	9	9	0.00	1.000

PITCHER	IP	WLS	BF	H	R	ER	SO	BB	IBB	HBP	BLK	WP	HR	S	P	ERA	WHIP

BOTTOM

Tampa Bay Rays @ Pittsburgh Pirates

McKechnie Field, Bradenton, FL

Fri Mar 30 2012, 1:12 PM - 3:51 PM EDT

Att. 4,527 - Sunny - 83 F

livebaseballscorecards.com

AB	33
R	3
H	7
RBI	3
BB	2
SO	7
LOB	19

1B: 4	SF: 0	WP: 0	PA: 35
2B: 1	SAC: 0	PB: 0	
3B: 0	DP: 3	SB: 0	
HR: 2	HBP: 0	CS: 0	

Baltimore Orioles @ Pittsburgh Pirates

McKechnie Field, Bradenton, FL

Sat Mar 31 2012, 1:07 PM - 4:56 PM EDT

Att. 3,720 - Cloudy - 82 F

TOP

livebaseballscorecards.com

Batter	1	2	3	4	5	6	7	8	9	AB	R	H	RBI	BB	SO	LOB
9 Endy Chavez, L (1, 8) OBP: 0.541, SLG: 0.606	G6-3		F8	L4			K		G4-3	3	0	0	0	0	0	2
86 Buck Britton, L (7, PH) OBP: 0.308, SLG: 0.250										2	0	0	0	0	1	0
(7, 5)																
14 Nolan Reimold, R (1, 7) OBP: 0.220, SLG: 0.321	F7		FC5-4 1-2f		G6-3		F7		F8	3	0	0	0	0	0	1
68 Steve Tolleson, R (7, PH) OBP: 0.324, SLG: 0.290										2	0	0	0	0	0	0
(7, 6)																
2 J.J. Hardy, R (1, 6) OBP: 0.333, SLG: 0.333	G1-3			P3	P3		K			3	0	0	0	0	0	0
3 Ryan Flaherty, L (7, PH) OBP: 0.293, SLG: 0.407										1	0	0	0	0	1	0
(7, 3)																
36 Nick Johnson, L (1, 10) OBP: 0.365, SLG: 0.378		F7		BBB 4-0 24 1B 28 HR BB	P2			HR		2	1	0	0	1	0	0
Aaron Baker, L (8, PH) OBP: 1.000, SLG: 4.000										1	1	1	1	0	0	0
(8, 10)																
24 Wilson Betemit, S (1, 5) OBP: 0.354, SLG: 0.393		F9	28 HR 1-3 1B			13 1B 2B		K		3	2	2	0	0	0	0
Jamie Hoffmann, R (7, 9) OBP: 0.143, SLG: 0.286										1	0	0	0	0	1	0
19 Chris Davis, L (1, 3) OBP: 0.281, SLG: 0.446	1B		SSS K			SSS K		P3		3	0	1	0	0	2	3
60 John Hester, R (7, 2)										1	0	0	0	0	0	0
28 Ronny Paulino, R (1, 2) OBP: 0.237, SLG: 0.324						L5		BBB 4-0 BB		3	1	1	3	0	0	2
95 Trent Mummey, L (7, 8) OBP: 0.400, SLG: 0.750		F8	1-H 3-H HR							0	0	0	0	1	0	0
13 Jai Miller, R (1, 9) OBP: 0.250, SLG: 0.488			SSS K	CCX				F7		3	1	2	2	0	1	0
71 L.J. Hoes, R (7, 7) OBP: 0.250, SLG: 0.263				HR		2-H 1B				1	0	0	0	0	0	1
11 Robert Andino, R (1, 4) OBP: 0.397, SLG: 0.426			14 FC5-4 1B	BBB BB		F9			G6-3	2	0	1	0	1	0	1
Sammie Starr, R (8, 4)										1	0	0	0	0	0	0

	AB	35
	R	6
	H	8
	RBI	6
	BB	3
	SO	6
	LOB	10

Inning Stats	1	2	3	4	5	6	7	8	9
	R: 0 H: 0 E: 0 LOB: 0 K: 0 BB: 0 S: 3 P: 3	R: 0 H: 1 E: 0 LOB: 1 K: 0 BB: 0 S: 4 P: 4	R: 0 H: 1 E: 0 LOB: 1 K: 1 BB: 0 S: 6 P: 6	R: 4 H: 3 E: 0 LOB: 1 K: 1 BB: 2 S: 10 P: 18	R: 0 H: 0 E: 0 LOB: 0 K: 0 BB: 0 S: 3 P: 3	R: 1 H: 2 E: 0 LOB: 1 K: 1 BB: 0 S: 7 P: 7	R: 0 H: 0 E: 0 LOB: 0 K: 2 BB: 0 S: 7 P: 7	R: 1 H: 1 E: 0 LOB: 1 K: 1 BB: 1 S: 7 P: 12	R: 0 H: 0 E: 0 LOB: 0 K: 0 BB: 0 S: 3 P: 3

	1B: 4	SF: 0	WP: 0	PA: 38
	2B: 1	SAC: 0	PB: 0	
	3B: 0	DP: 0	SB: 0	
	HR: 3	HBP: 0	CS: 0	

PITCHER		IP	WLS	BF	H	R	ER	SO	BB	IBB	HBP	BLK	WP	HR	S	P	ERA	WHIP
45 Erik Bedard, L ERA: 5.03	(1, 1)	5.0		22	5	4	4	2	2	0	0	0	0	2	26	34	7.20	1.400
Joel Hanrahan, R ERA: 3.38	(6, 1)	1.0		5	2	1	1	1	0	0	0	0	0	0	7	7	9.00	2.000
63 Chris Leroux, R ERA: 8.68	(7, 1)	1.0	H	3	0	0	0	2	0	0	0	0	0	0	7	7	0.00	0.000
Kris Harvey, R ERA: 9.0	(8, 1)	1.0	B	5	1	1	1	1	1	0	0	0	0	1	7	12	9.00	2.000
Jumbo Díaz, R ERA:	(9, 1)	1.0		3	0	0	0	0	0	0	0	0	0	0	3	3	0.00	0.000

PITCHER	IP	WLS	BF	H	R	ER	SO	BB	IBB	HBP	BLK	WP	HR	S	P	ERA	WHIP

BOTTOM

Baltimore Orioles @ Pittsburgh Pirates

McKechnie Field, Bradenton, FL

Sat Mar 31 2012, 1:07 PM - 4:56 PM EDT

Att. 3,720 - Cloudy - 82 F

livebaseballscorecards.com

Batter	1	2	3	4	5	6	7	8	9	AB	R	H	RBI	BB	SO	LOB
7 Alex Presley, L (1, 7) OBP: 0.397, SLG: 0.491	F8		HR	F7		G3		FC4		4	1	1	1	0	0	1
Andy Vasquez, L (7, 7) OBP: 0.333, SLG: 0.333						1-3		1-2f		1	0	0	0	0	0	1
2 Nate McLouth, L (1, 9) OBP: 0.462, SLG: 0.512	K		22 FC6-4 BB	K		P6			G5-4-3 28 SH BB	3	0	0	0	1	2	1
63 Chris Leroux, L (7, 1)										0	0	0	0	0	0	0
Kris Harvey, R (8, 1)										0	0	0	0	0	0	0
Jumbo Díaz, R (9, 1)										0	0	0	0	0	0	0
Jin-De Jhang, L (9, PH)										0	0	0	0	1	0	0
22 Andrew McCutchen, R (1, 8) OBP: 0.411, SLG: 0.592	18 S 1B		FC6-4 1-2f		G6-3		K		SH G5-4-3 1-2	3	0	1	0	0	0	1
28 Dan Grovatt, L (7, 8) OBP: 0.500, SLG: 0.333										1	0	0	0	0	1	0
18 Neil Walker, S (1, 4) OBP: 0.269, SLG: 0.327	K 1-2		F7		14 2B 2B		P5		G5-4-3 1-2f 2-3	3	1	1	0	0	1	2
Ashley Ponce, R (7, 4)										2	0	0	0	0	0	2
14 Casey McGehee, R (1, 5) OBP: 0.379, SLG: 0.500		G4-3	46 HR BB		2-H 2B		1B		K	4	1	2	1	1	1	1
46 Garrett Jones, L (1, 3) OBP: 0.286, SLG: 0.509		G3-1	1-H HR		K2-3		G3-1			4	1	1	2	0	1	2
26 Rod Barajas, R (1, 2) OBP: 0.295, SLG: 0.455			12 1B 45 SH2-3 2B		F7			G4-3		3	1	2	0	0	0	1
7 Kris Watts, L (8, 2)	1B									1	0	0	0	0	0	0
12 Clint Barmes, R (1, 6) OBP: 0.302, SLG: 0.346			45 SH2-3 45 E 2-3 1B		G6-3			K		3	1	1	0	0	1	1
Bengie González, S (7, 6)	K									1	0	0	0	0	1	0
45 Erik Bedard, L (1, 1)			G5-3	SH2-3 1-H 3-H		7 G3 7 S BB		FC4 BB		1	0	0	1	0	0	0
Joel Hanrahan, R (6, 1)										0	0	0	0	0	0	0
10 Adalberto Santos, R (6, PH) OBP: 0.750, SLG: 1.000 (7, 9)										0	0	0	0	2	0	0

	AB	34
	R	6
	H	9
	RBI	5
	BB	5
	SO	8
	LOB	13

Inning Stats	1	2	3	4	5	6	7	8	9
	R: 0 E: 0 K: 2 S: 8	H: 1 LOB: 1 BB: 0 P: 9	R: 0 E: 0 K: 1 S: 6	H: 1 LOB: 1 BB: 0 P: 6	R: 1 E: 0 K: 0 S: 5	H: 1 LOB: 1 BB: 1 P: 10	R: 4 E: 1 K: 1 S: 9	H: 3 LOB: 0 BB: 1 P: 13	R: 1 E: 0 K: 1 S: 7	H: 2 LOB: 1 BB: 0 P: 7	R: 0 E: 0 K: 0 S: 3	H: 0 LOB: 1 BB: 1 P: 8	R: 0 E: 0 K: 1 S: 6	H: 1 LOB: 1 BB: 0 P: 6	R: 0 E: 0 K: 1 S: 5	H: 0 LOB: 1 BB: 1 P: 9	R: 0 E: 1 K: 1 S: 5	H: 0 LOB: 1 BB: 1 P: 9

	1B: 4	SF: 0	WP: 0	PA: 41
	2B: 3	SAC: 2	PB: 0	
	3B: 0	DP: 1	SB: 2	
	HR: 2	HBP: 0	CS: 0	

PITCHER		IP	WLS	BF	H	R	ER	SO	BB	IBB	HBP	BLK	WP	HR	S	P	ERA	WHIP
34 Jake Arrieta, R ERA: 6.14	(1, 1)	5.0		25	8	6	5	5	2	0	0	0	0	2	35	45	9.00	2.000
63 Kevin Gregg, R ERA: 4.5	(6, 1)	1.0		4	0	0	0	0	1	0	0	0	0	0	3	8	0.00	1.000
56 Darren O'Day, R ERA: 1.5	(7, 1)	1.0		4	1	0	0	1	0	0	0	0	0	0	6	6	0.00	1.000
43 Jim Johnson, R ERA: 6.75	(8, 1)	1.0		4	0	0	0	1	1	0	0	0	0	0	5	9	0.00	1.000
47 Pedro Strop, R ERA: 1.93	(9, 1)	1.0		4	0	0	0	1	1	0	0	0	0	0	5	9	0.00	1.000

PITCHER	IP	WLS	BF	H	R	ER	SO	BB	IBB	HBP	BLK	WP	HR	S	P	ERA	WHIP

Batter	1	2	3	4	5	6	7	8	9	AB	R	H	RBI	BB	SO	LOB
31 Jose Tabata, R (1, 9) OBP: 0.311, SLG: 0.339	1B		F9			K		36 BLK 1B		4	0	2	0	0	1	2
5 Josh Harrison, R (1, 6) (5, 4)	65 CS 1B			K		SF9 3-H		F9		3	0	1	1	0	1	1
36 Yamaico Navarro, R (1, 4) OBP: 0.386, SLG: 0.442 (5, 6)	K			65 G5-4-3 1B		F9		G4-3 1-2		4	0	1	0	0	1	2
65 Matt Hague, R (1, 3) OBP: 0.373, SLG: 0.745	1 SAFE CS 1-2	G6-3		G5-4-3 1-2f			P3		HR	4	1	1	1	0	0	1
24 Pedro Alvarez, L (1, 5) OBP: 0.188, SLG: 0.304		G3			K		F8		73 L3 1B	4	0	1	0	0	1	0
17 Miles Durham, R (1, 7) OBP: 0.333, SLG: 0.333		G4-3			F9		1B		F9	3	0	1	0	0	0	0
Junior Sosa, L (7, 7)										1	0	0	0	0	0	1
73 Robbie Grossman, S (1, 8) OBP: 0.188, SLG: 0.133			K		1B		G5-3		L3 1-1	4	0	1	0	0	1	2
55 Michael McKenry, R (1, 2) OBP: 0.273, SLG: 0.323			29 SH1-4 1B		K			HR		3	1	2	1	0	1	1
29 Kevin Correia, R (1, 1) OBP: 0.250, SLG: 0.500										0	0	0	0	0	0	0
66 Matt McSwain, R (3, 1)										0	0	0	0	0	0	0
25 Daniel McCutchen, R (5, 1)										0	0	0	0	0	0	0
41 Anthony Norman, L (6, PH) OBP: 1.000, SLG: 3.000										1	1	1	0	0	0	0
38 Tim Wood, R (6, 1)										0	0	0	0	0	0	0
74 Ramón Cabrera, S (8, PH)										1	0	0	0	0	0	0
77 Juan Cruz, R (8, 1)										0	0	0	0	0	0	0
24 Ryan Beckman, R (8, 1)			SH1-4 1-2			5 SF9 3B		G6-3		0	0	0	0	0	0	0
Inning Stats	R: 0 E: 0 K: 1 S: 5 / H: 2 LOB: 0 BB: 0 P: 5	R: 0 E: 0 K: 0 S: 3 / H: 0 LOB: 0 BB: 0 P: 3	R: 0 E: 0 K: 1 S: 6 / H: 1 LOB: 1 BB: 0 P: 6	R: 0 E: 0 K: 1 S: 5 / H: 1 LOB: 0 BB: 0 P: 5	R: 0 E: 0 K: 2 S: 8 / H: 1 LOB: 1 BB: 0 P: 8	R: 1 E: 0 K: 1 S: 6 / H: 1 LOB: 0 BB: 0 P: 6	R: 0 E: 0 K: 0 S: 4 / H: 1 LOB: 1 BB: 0 P: 4	R: 1 E: 0 K: 0 S: 6 / H: 2 LOB: 1 BB: 0 P: 7	R: 1 E: 0 K: 0 S: 5 / H: 2 LOB: 0 BB: 0 P: 5	1B: 8 2B: 1 3B: 1 HR: 2	SF: 1 SAC: 1 DP: 2 HBP: 0						

PITCHER	IP	WLS	BF	H	R	ER	SO	BB	IBB	HBP	BLK	WP	HR	S	P	ERA	WHIP
51 Anthony Swarzak, R (1, 1) ERA: 2.93	6.0	W	21	6	1	1	6	0	0	0	0	0	0	33	33	1.50	1.000
15 Glen Perkins, L (7, 1) ERA: 4.5	1.0		4	1	0	0	0	0	0	0	0	0	0	4	4	0.00	1.000
55 Matt Capps, R (8, 1) ERA: 4.5	1.0		5	2	1	1	0	0	0	0	1	0	1	6	7	9.00	2.000
96 Caleb Thielbar, L (9, 1) ERA: 9.0	1.0		4	2	1	1	0	0	0	0	0	0	1	5	5	9.00	2.000

PITCHER	IP	WLS	BF	H	R	ER	SO	BB	IBB	HBP	BLK	WP	HR	S	P	ERA	WHIP

TOP

Pittsburgh Pirates @ Minnesota Twins

Hammond Stadium, Fort Myers, FL

Sat Mar 31 2012, 1:07 PM - 3:50 PM EDT

Att. 5,046 - Partly Cloudy - 84 F

livebaseballscorecards.com

AB	32
R	3
H	11
RBI	3
BB	0
SO	6
LOB	10

WP: 0	PB: 0	SB: 0	CS: 1
PA: 35			

BOTTOM

Pittsburgh Pirates @ Minnesota Twins

Hammond Stadium, Fort Myers, FL

Sat Mar 31 2012, 1:07 PM - 3:50 PM EDT

Att. 5,046 - Partly Cloudy - 84 F

livebaseballscorecards.com

Batter	1	2	3	4	5	6	7	8	9	AB	R	H	RBI	BB	SO	LOB
2 Denard Span, L (1, 8) OBP: 0.403, SLG: 0.389	G6-3	7 FC4-6 33 2B; 24 1B; 1-2; 3-H; 1B	24 2B; 7 G3; 1-2; 1B		24 1B; 7 2B; 1-2; 1B	2B				5	3	4	1	0	0	0
11 Ben Revere, L (7, 8) OBP: 0.381, SLG: 0.397										0	0	0	0	0	0	0
24 Trevor Plouffe, R (1, 4) OBP: 0.350, SLG: 0.351	G6-3	7 FC4-6; 1-2; 2-H; 1B	7 G3; 1-3; 2-H; 2B		7 2B; 1-2; 2-3; 1B	G5-3				5	1	3	2	0	0	1
7 Joe Mauer, L (1, 2) OBP: 0.404, SLG: 0.415	G6-3	FC4-6 33 2B; 1-2f; 2-3	G3; 2-3; 3-H		1-H; 2-H; 3-H; 2B	L9				4	0	1	4	0	0	3
5 J.R. Towles, R (7, PH) OBP: 0.346, SLG: 0.565										1	0	0	0	0	0	0
(8, 2)																
33 Justin Morneau, L (1, 10) OBP: 0.295, SLG: 0.474		22 1B; 1B	F7		F8		1B			4	1	2	1	0	0	2
37 Sean Burroughs, L (7, PH) OBP: 0.444, SLG: 0.395		1-3; 3-H; 2B								1	0	1	0	0	0	0
(8, 10)																
16 Josh Willingham, R (1, 7) OBP: 0.377, SLG: 0.419		22 1B; 1-2; 27 G4-3; 1B		P4	G5-3		F7			4	1	1	0	0	0	3
26 Brian Dinkelman, L (7, PH) OBP: 0.378, SLG: 0.537		L6								1	0	0	0	0	0	1
(8, 7)																
18 Ryan Doumit, S (1, 9) OBP: 0.431, SLG: 0.525		27 G4-3; 22 1B; 77 1B; 1-2; 2-3; 1B	HR	G1		F7	G4-3			5	2	2	1	0	0	1
22 Danny Valencia, R (1, 5) OBP: 0.290, SLG: 0.453		77 1B; 27 G4-3; 2 1B; 1-2; 2-3; 3-H; 1B	27 G3; 77 1B; 2B	P3		F7		L1-6-3		5	2	2	1	0	0	0
27 Chris Parmelee, L (1, 3) OBP: 0.382, SLG: 0.559	G4-3; 1-2; 2-3; 3-H	G3; 2-3			B B B; 24 1B; 2 1B; 7 2B; BB	77 HR; 1B		F9		4	2	1	1	1	0	3
77 Brian Dozier, R (1, 6) OBP: 0.333, SLG: 0.511		2 1B; 24 1B; 2-3; 3-H; 1B	2 1B; 24 2B; 3-H; 1B		F9	B; 1-H; HR		G6-3		5	3	3	4	0	0	1
Inning Stats	R: 0 E: 0 K: 0 S: 3 / H: 0 LOB: 0 BB: 0 P: 3	R: 6 E: 0 K: 0 S: 11 / H: 8 LOB: 2 BB: 0 P: 11	R: 4 E: 0 K: 0 S: 8 / H: 5 LOB: 1 BB: 0 P: 8	R: 0 E: 0 K: 0 S: 3 / H: 0 LOB: 0 BB: 0 P: 3	R: 3 E: 0 K: 0 S: 6 / H: 3 LOB: 1 BB: 1 P: 10	R: 2 E: 0 K: 0 S: 6 / H: 3 LOB: 1 BB: 0 P: 7	R: 0 E: 0 K: 0 S: 4 / H: 1 LOB: 1 BB: 0 P: 4	R: 0 E: 0 K: 0 S: 3 / H: 0 LOB: 0 BB: 0 P: 3		1B: 13 2B: 5 3B: 0 HR: 2	SF: 0 SAC: 0 DP: 0 HBP: 0					

AB	44
R	15
H	20
RBI	15
BB	1
SO	0
LOB	15

WP: 0 PB: 0 SB: 0 CS: 0 PA: 45

PITCHER		IP	WLS	BF	H	R	ER	SO	BB	IBB	HBP	BLK	WP	HR	S	P	ERA	WHIP
29 Kevin Correia, R ERA: 7.71	(1, 1)	2.1	L	19	12	10	10	0	0	0	0	0	0	1	19	19	38.57	5.143
66 Matt McSwain, R ERA:	(3, 1)	1.2		6	1	0	0	0	0	0	0	0	0	0	6	6	0.00	0.600
25 Daniel McCutchen, R ERA: 9.82	(5, 1)	1.0		7	3	3	3	0	1	0	0	0	0	0	6	10	27.00	4.000
38 Tim Wood, R ERA: 4.76	(6, 1)	2.0		10	4	2	2	0	0	0	0	0	0	1	10	11	9.00	2.000
77 Juan Cruz, R ERA: 1.93	(8, 1)	0.1		1	0	0	0	0	0	0	0	0	0	0	1	1	0.00	0.000

PITCHER		IP	WLS	BF	H	R	ER	SO	BB	IBB	HBP	BLK	WP	HR	S	P	ERA	WHIP
24 Ryan Beckman, R ERA:	(8, 1)	0.2		2	0	0	0	0	0	0	0	0	0	0	2	2	0.00	0.000

Pittsburgh Pirates @ Toronto Blue Jays

Florida Auto Exchange Stadium, Dunedin, FL

Sun Apr 01 2012, 1:10 PM - 3:28 PM EDT

Att. 2,652 - Cloudy - 80 F

livebaseballscorecards.com

TOP

Batter	1	2	3	4	5	6	7	8	9	AB	R	H	RBI	BB	SO	LOB
7 Alex Presley, L (1, 7) OBP: 0.385, SLG: 0.475	B X 1-0 ① G3-1		X 0-0 ③ F8			X 0-0 1B		C X 0-1 2-H HR		2	0	0	0	0	0	0
2 Nate McLouth, L (5, 7) OBP: 0.481, SLG: 0.600										2	1	2	2	0	0	0
31 Jose Tabata, R (1, 9) OBP: 0.328, SLG: 0.355	X 0-0 1B			X 0-0 E5 1B		X 0-0 ② L4		X 0-0 ③ F8		3	0	2	0	0	0	1
5 Josh Harrison, R (7, 4) OBP: 0.408, SLG: 0.558										1	0	0	0	0	0	1
22 Andrew McCutchen, R (1, 8) OBP: 0.390, SLG: 0.558	S S S 0-3 ② K			X 0-0 ① F7		X 0-0 ③ F8			X 0-0 ① F7	3	0	0	0	0	1	3
73 Robbie Grossman, S (7, 8) OBP: 0.176, SLG: 0.125										1	0	0	0	0	0	0
18 Neil Walker, S (1, 4) OBP: 0.255, SLG: 0.309	X 0-0 ③ F7			X 0-0 ② F7			X 0-0 ① F7		X 0-0 ② F7	3	0	0	0	0	0	2
Andrew Lambo, L (7, 9)										1	0	0	0	0	0	0
46 Garrett Jones, L (1, 3) OBP: 0.271, SLG: 0.482		X 0-0 ① L3		S S S 0-3 ③ K			X 0-0 ② G3		X 0-0 HR	3	0	0	0	0	1	1
57 Kris Johnson, L (7, 1)										0	0	0	0	0	0	0
65 Matt Hague, R (9, PH) OBP: 0.385, SLG: 0.808										1	1	1	1	0	0	0
36 Kyle Cofield, R (9, 1)										0	0	0	0	0	0	0
24 Pedro Alvarez, L (1, 5) OBP: 0.192, SLG: 0.300		S S S 0-3 ② K			X 0-0 ① G4-1		X 0-0 ③ G1-3		X 0-0 1B	4	0	1	0	0	1	0
12 Clint Barmes, R (1, 6) OBP: 0.309, SLG: 0.352	X 0-0 ③ P3				X 0-0 55 CS 1B			X 0-0 ① G5-3	X 0-0 ③ G4-3	2	0	1	0	0	0	0
36 Yamaico Navarro, R (7, 6) OBP: 0.373, SLG: 0.426										2	0	0	0	0	0	1
55 Michael McKenry, R (1, 2) OBP: 0.278, SLG: 0.324			X 0-0 ① P5		B X 1-0 ② ③ F9 1-2			X 0-0 14 G4-3 2 HR 1B		3	0	1	0	0	0	1
70 Brock Holt, L (8, PR)										0	1	0	0	0	0	0
68 Eric Fryer, R (8, 2) OBP: 0.407, SLG: 0.435										0	0	0	0	0	0	0
27 Jeff Karstens, R (1, 1)			C C C 0-3 ② K			X 0-0 ① G6-3		X 0-0 ② G4-3 1-2		1	0	0	0	0	1	0
57 Daniel Moskos, R (5, 1)										0	0	0	0	0	0	0
75 Jeremy Farrell, R (6, PH) OBP: 0.500, SLG: 0.333										1	0	0	0	0	0	0
56 Tim Alderson, R (6, 1)										0	0	0	0	0	0	0
14 Casey McGehee, R (7, 3) OBP: 0.373, SLG: 0.491										1	0	0	0	0	0	1
Inning Stats	R: 0 E: 0 K: 1 S: 6 H: 1 LOB: 1 BB: 0 P: 7	R: 0 E: 0 K: 1 S: 5 H: 0 LOB: 0 BB: 0 P: 5	R: 0 E: 0 K: 1 S: 5 H: 0 LOB: 0 BB: 0 P: 5	R: 0 E: 1 K: 1 S: 6 H: 1 LOB: 1 BB: 0 P: 6	R: 0 E: 0 K: 0 S: 3 H: 1 LOB: 0 BB: 0 P: 4	R: 0 E: 0 K: 0 S: 4 H: 1 LOB: 1 BB: 0 P: 4	R: 0 E: 0 K: 0 S: 3 H: 0 LOB: 0 BB: 0 P: 3	R: 2 E: 0 K: 0 S: 6 H: 2 LOB: 1 BB: 0 P: 6	R: 1 E: 0 K: 0 S: 5 H: 2 LOB: 1 BB: 0 P: 5	1B: 6 2B: 0 3B: 0 HR: 2 SF: 0 SAC: 0 DP: 0 HBP: 0						

AB	34
R	3
H	8
RBI	3
BB	0
SO	4
LOB	11

WP: 0 PA: 34
PB: 0
SB: 0
CS: 1

PITCHER	IP	WLS	BF	H	R	ER	SO	BB	IBB	HBP	BLK	WP	HR	S	P	ERA	WHIP
23 Brandon Morrow, R (1, 1) ERA: 0.52	4.0		14	2	0	0	4	0	0	0	0	0	0	22	23	0.00	0.500
44 Casey Janssen, R (5, 1) ERA:	1.0	H	3	1	0	0	0	0	0	0	0	0	0	3	4	0.00	1.000
38 Darren Oliver, L (6, 1) ERA: 6.43	1.0	H	4	1	0	0	0	0	0	0	0	0	0	4	4	0.00	1.000
48 Francisco Cordero, R (7, 1) ERA: 2.7	1.0	H	3	0	0	0	0	0	0	0	0	0	0	3	3	0.00	0.000
50 Drew Carpenter, R (8, 1) ERA: 2.89	1.0	L	5	2	2	2	0	0	0	0	0	0	1	6	6	18.00	2.000

PITCHER	IP	WLS	BF	H	R	ER	SO	BB	IBB	HBP	BLK	WP	HR	S	P	ERA	WHIP
59 Jim Hoey, R (9, 1) ERA: 1.0	1.0		5	2	1	1	0	0	0	0	0	0	0	1	5	9.00	2.000

BOTTOM

Batter	1	2	3	4	5	6	7	8	9	AB	R	H	RBI	BB	SO	LOB
5 Yunel Escobar, R (1, 6) OBP: 0.306, SLG: 0.304 31 Ruben Gotay, S (9, 4) OBP: 0.200, SLG: 0.200	G6-3		F9		G1-3			L9		4 0 0 0 0 0 1 0 0 0 0 0 0 0						
2 Kelly Johnson, L (1, 4) OBP: 0.367, SLG: 0.444 Kellen Sweeney, L (8, PR) OBP: 0.250, SLG: 0.250 (9, 5)	G3			19 F9 10 1B 2B		K		1B		4 1 2 0 0 1 0 0 0 0 0 0 0 0						
19 José Bautista, R (1, 9) OBP: 0.345, SLG: 0.635 75 Danny Perales, L (9, 9) OBP: 0.500, SLG: 2.000	1B			F9 2-3		G5-3		F7		4 0 1 0 0 0 2 0 0 0 0 0 0 0						
10 Edwin Encarnación, R (1, 10) OBP: 0.359, SLG: 0.610 36 Ricardo Nanita, L (8, PH) OBP: 0.267, SLG: 0.286 (9, 10)	K			26 CS 1B 3-H		1B		G1-3		3 0 2 1 0 1 1 1 0 0 0 0 0 1						
26 Adam Lind, L (1, 3) OBP: 0.409, SLG: 0.595 68 Yan Gomes, R (4, PR) OBP: 0.333, SLG: 0.590 (5, 3)		F8		BB 1-2		K			P6	1 0 0 0 1 0 0 2 0 0 0 0 1 1						
13 Brett Lawrie, R (1, 5) OBP: 0.550, SLG: 0.821 1 Luis Valbuena, L (8, 5) OBP: 0.209, SLG: 0.375 (9, 6)		14 G1-4-3 1B		F7			G5-3		F8	3 0 1 0 0 0 1 1 0 0 0 0 0 0						
14 Eric Thames, L (1, 7) OBP: 0.394, SLG: 0.533		G1-4-3 1-2f			K		2B	1B		4 0 2 0 0 1 1						
9 J.P. Arencibia, R (1, 2) OBP: 0.250, SLG: 0.529 6 Jeff Mathis, R (6, 2) OBP: 0.256, SLG: 0.184			G5-3		2B		K		G4-3	2 0 1 0 0 0 0 2 0 0 0 0 1 2						
28 Colby Rasmus, L (1, 8) OBP: 0.254, SLG: 0.212 11 Rajai Davis, R (8, 8) OBP: 0.362, SLG: 0.286			G4-3		K		G4-3			3 0 0 0 0 1 2 0 0 0 0 0 0 0						
Inning Stats	R: 0 H: 1 E: 0 LOB: 1 K: 1 BB: 0 S: 6 P: 6	R: 0 H: 1 E: 0 LOB: 0 K: 0 BB: 0 S: 3 P: 3	R: 0 H: 0 E: 0 LOB: 0 K: 0 BB: 0 S: 3 P: 3	R: 1 H: 2 E: 0 LOB: 1 K: 0 BB: 1 S: 4 P: 8	R: 0 H: 1 E: 0 LOB: 1 K: 2 BB: 0 S: 8 P: 8	R: 0 H: 1 E: 0 LOB: 1 K: 2 BB: 0 S: 8 P: 8	R: 0 H: 1 E: 0 LOB: 1 K: 1 BB: 0 S: 6 P: 6	R: 0 H: 1 E: 0 LOB: 1 K: 0 BB: 0 S: 4 P: 4	R: 0 H: 1 E: 0 LOB: 1 K: 0 BB: 0 S: 4 P: 4	1B: 6 SF: 0 2B: 3 SAC: 0 3B: 0 DP: 1 HR: 0 HBP: 0						

PITCHER		IP	WLS	BF	H	R	ER	SO	BB	IBB	HBP	BLK	WP	HR	S	P	ERA	WHIP
27 Jeff Karstens, R ERA: 2.12	(1, 1)	4.0		15	4	1	1	1	1	0	0	0	0	0	16	20	2.25	1.250
57 Daniel Moskos, L ERA: 1.0	(5, 1)	1.0		4	1	0	0	2	0	0	0	0	0	0	8	8	0.00	1.000
56 Tim Alderson, R ERA:	(6, 1)	1.0		4	1	0	0	2	0	0	0	0	0	0	8	8	0.00	1.000
57 Kris Johnson, L ERA:	(7, 1)	2.0	W	8	2	0	0	1	0	0	0	0	0	0	10	10	0.00	1.000
36 Kyle Cofield, R ERA:	(9, 1)	1.0	S	4	1	0	0	0	0	0	0	0	0	0	4	4	0.00	1.000

PITCHER IP WLS BF H R ER SO BB IBB HBP BLK WP HR S P ERA WHIP

Pittsburgh Pirates @ Toronto Blue Jays

Florida Auto Exchange Stadium, Dunedin, FL

Sun Apr 01 2012, 1:10 PM - 3:28 PM EDT

Att. 2,652 - Cloudy - 80 F

livebaseballscorecards.com

AB	34
R	1
H	9
RBI	1
BB	1
SO	6
LOB	12

WP: 0 PA: 35
PB: 0
SB: 0
CS: 1

Batter	1	2	3	4	5	6	7	8	9	AB	R	H	RBI	BB	SO	LOB
7 Alex Presley, L (1, 7) OBP: 0.368, SLG: 0.452	C FC 88 B SI 90 C CU 76 X SI 91 1-2 **P5** ①			C CH 83 B SL 82 X CH 82 1-1 **G3-1** ①		C SI 85 B CU 75 B SI 86 X SI 86 2-1 **G4-3** ①		B SI 83 S CH 75 F FF 84 X SI 85 1-2 31 G4-6-3 1B		3	0	0	0	0	0	0
14 Casey McGehee, R (8, PH) OBP: 0.383, SLG: 0.500										1	0	1	0	0	0	0
73 Robbie Grossman, S (8, PR) OBP: 0.176, SLG: 0.125										0	0	0	0	0	0	0
(8, 7)																
31 Jose Tabata, R (1, 9) OBP: 0.324, SLG: 0.348	C SI 89 B CU 77 S SI 89 X SL 81 1-2 **G6-3** ②			C SL 81 B CH 81 X FF 88 1-1 22 S 18 E 1B		B SI 85 B CH 77 C SI 83 X CH 78 2-1 **G4-3** ②		C CH 76 X SI 85 0-1 **G4-6-3** ②③ 1-2f		4	1	1	0	0	0	1
22 Andrew McCutchen, R (1, 8) OBP: 0.381, SLG: 0.589	S SL 82 F SL 76 B SI 91 B CU 78 B CH 84 X SI 89 3-2 **G3-1** ③			C CH 81 F SI 89 B SI 89 S CH 82 1-3 **K** ② 1-2		B FF 81 C SI 84 B FF 83 C SI 85 F SI 84 F SI 85 X FF 83 2-2 HR			C SI 89 C FC 88 B CH 83 B SI 91 B SI 90 F SI 90 X SI 90 3-2 **F8** ①	4	1	1	1	0	1	1
18 Neil Walker, S (1, 4) OBP: 0.254, SLG: 0.305		B SI 88 C SL 84 B SI 90 S CH 82 B SI 90 S CH 82 3-3 **K** ①		B FF 90 C FF 89 F SL 83 B CH 81 F CH 82 X CU 75 2-2 E9 46 2B 1B 2-H		B SI 84 B SI 84 X SI 84 2-0 **G6-3** ③			X FC 86 0-0 **L6** ②	4	1	1	1	0	1	0
46 Garrett Jones, L (1, 3) OBP: 0.270, SLG: 0.483		B CU 76 X CH 84 1-0 **G3-1** ②		B SL 83 X CH 82 1-0 2B 2-H			C CH 83 B FF 81 S FF 81 F CH 78 F FF 83 F SI 85 B CU 76 F SI 85 X FF 85 2-2 **G4-3** ①		X FC 86 0-0 **F9** ③	4	0	1	1	0	0	0
26 Rod Barajas, R (1, 2) OBP: 0.298, SLG: 0.447		C SI 89 S CU 76 B CU 82 F SL 80 X FF 89 1-2 **L8** ③		C FF 89 C SI 90 X CH 82 0-2 **F8** ③			C SI 84 B CH 77 X FF 83 1-1 24 FC4-6 1B			3	0	1	0	0	0	1
24 Pedro Alvarez, L (1, 5) OBP: 0.182, SLG: 0.283			C CH 81 X FC 85 0-1 **F9** ①		F FF 88 C SL 82 B SL 82 X SL 83 1-2 **P5** ①		C FF 84 C SI 84 X FF 82 0-2 **FC4-6** ② 1-2f			3	0	0	0	0	0	1
12 Clint Barmes, R (1, 6) OBP: 0.293, SLG: 0.333			C SI 89 F CH 83 F SL 77 X SL 76 0-2 **P3** ②		X CH 82 0-0 **F8** ②		C SI 85 B FF 83 S CH 78 X CH 78 1-2 **P4** ③			3	0	0	0	0	0	1
24 Ryan Beckman, R (7, 1)										0	0	0	0	0	0	0
			S FF 88 B SL 84 C CH 82 C SL 82 1-3 **K** ③		C FF 88 S SL 80 F SL 79 B SL 88 S FF 89 1-3 **K** ③			B SI 84 C CH 76 B SI 83 X SI 84 2-1 **G6-3** ①		0	0	0	0	0	0	0
44 Tony Watson, L (1, 1)										0	0	0	0	0	0	0
47 Evan Meek, R (2, 1)										0	0	0	0	0	0	0
Matt Curry, L (3, PH)										1	0	0	0	0	1	0
77 Juan Cruz, R (4, 1)										0	0	0	0	0	0	0
Joel Hanrahan, R (4, 1)										0	0	0	0	0	0	0
24 Jarek Cunningham, R (5, PH) OBP: 0.400, SLG: 0.600										0	0	0	0	0	1	0
39 Jason Grilli, R (5, 1)										0	0	0	0	0	0	0
30 Chris Resop, R (6, 1)										0	0	0	0	0	0	0
36 Yamaico Navarro, R (7, 6) OBP: 0.667, SLG: 0.429										1	0	0	0	0	0	0
Inning Stats	R: 0 E: 0 K: 0 S: 9 H: 0 LOB: 0 BB: 0 P: 14	R: 0 E: 0 K: 1 S: 8 H: 0 LOB: 0 BB: 0 P: 13	R: 0 E: 0 K: 1 S: 9 H: 0 LOB: 0 BB: 0 P: 10	R: 2 E: 1 K: 1 S: 15 H: 3 LOB: 1 BB: 0 P: 21	R: 0 E: 0 K: 1 S: 8 H: 0 LOB: 0 BB: 0 P: 10	R: 1 E: 0 K: 0 S: 10 H: 1 LOB: 0 BB: 0 P: 18	R: 0 E: 0 K: 0 S: 15 H: 1 LOB: 1 BB: 0 P: 19	R: 0 E: 0 K: 0 S: 7 H: 1 LOB: 1 BB: 0 P: 10	R: 0 E: 0 K: 0 S: 6 H: 0 LOB: 0 BB: 0 P: 9	1B: 4 2B: 1 3B: 0 HR: 1 SF: 0 SAC: 0 DP: 1 HBP: 0						

TOP

Pittsburgh Pirates @ Philadelphia Phillies
Citizens Bank Park, Philadelphia, PA
Mon Apr 02 2012, 7:07 PM - 9:26 PM EDT
Att. 40,589 - Clear - 59 F

livebaseballscorecards.com

AB	32
R	3
H	6
RBI	3
BB	0
SO	4
LOB	5

WP: 0 PA: 32
PB: 0
SB: 1
CS: 0

PITCHER		IP	WLS	BF	H	R	ER	SO	BB	IBB	HBP	BLK	WP	HR	S	P	ERA	WHIP
56 Joe Blanton, R ERA: 4.58	(1, 1)	4.2		17	3	2	2	3	0	0	0	0	0	0	45	63	3.86	0.643
37 Antonio Bastardo, L ERA: 3.38	(5, 1)	0.1	H	1	0	0	0	1	0	0	0	0	0	0	4	5	0.00	0.000
60 Pat Misch, L ERA: 2.57	(6, 1)	3.0	W	11	3	1	1	0	0	0	0	0	0	1	32	47	3.00	1.000
Kyle Kendrick, R ERA: 1.54	(9, 1)	1.0	S	3	0	0	0	0	0	0	0	0	0	0	6	9	0.00	0.000

PITCHER	IP	WLS	BF	H	R	ER	SO	BB	IBB	HBP	BLK	WP	HR	S	P	ERA	WHIP

BOTTOM

Pittsburgh Pirates @ Philadelphia Phillies
Citizens Bank Park, Philadelphia, PA
Mon Apr 02 2012, 7:07 PM - 9:26 PM EDT
Att. 40,589 - Clear - 59 F

Batter	1	2	3	4	5	6	7	8	9	AB	R	H	RBI	BB	SO	LOB
10 Juan Pierre, L (1, 7) OBP: 0.431, SLG: 0.424	C SI 90 B SI 91 F SI 91 X SL 83 1-2 27 F8 11 SF8 2B		H CH 90 1-0 27 S 11 2B HBP		L FF 92 X FF 94 0-1 ③ G4-3		C FF 88 F CH 87 C SL 77 0-3 ③ K			2	2	1	0	0	0	1
60 Pat Misch, R (6, 1)										1	0	0	0	0	1	1
Kyle Kendrick, R (9, 1)										0	0	0	0	0	0	0
27 Placido Polanco, R (1, 5) OBP: 0.488, SLG: 0.513	F SI 91 F SI 92 F SL 85 X SL 81 0-2 ① F8 2-3		1 SAFE C FF 91 B FF 92 B FC 86 F CH 84 X FF 92 2-2 ② L9 1-2			C SI 91 B FF 90 B FF 90 X SI 91 2-1 11 FC1-6 1B		B FF 85 F FF 87 X CH 86 1-1 ① G5-3		3	0	1	0	0	0	2
29 Hector Luna, R (7, 5) OBP: 0.364, SLG: 0.549										1	0	0	0	0	0	0
11 Jimmy Rollins, S (1, 6) OBP: 0.338, SLG: 0.367	B SI 91 B CH 83 B CH 83 X SI 90 3-0 ② SF8 3-H		B FF 90 X CH 84 1-0 ③ 2-H 2B			X SL 86 0-0 ① FC1-6 3 E 1-2f		C FF 86 B CH 81 C CH 79 X CH 86 1-2 ② G6-3		2	0	1	2	0	0	1
4 Pete Orr, L (7, 4) OBP: 0.333, SLG: 0.404										1	0	0	0	0	0	0
3 Hunter Pence, R (1, 9) OBP: 0.294, SLG: 0.415	F SI 91 B SI 90 F SI 91 B SI 92 F SI 92 B SL 85 X SI 92 3-2 ③ F9			C SL 88 F FF 96 B FF 95 B SL 84 S FF 89 2-3 ① K		1 SAFE 1 SAFE C FF 89 F FF 88 2 SAFE F SI 91 2 SAFE S FF 90 0-3 ② K 1-2		B CH 87 C FF 86 S CH 86 B CH 81 S CH 81 2-3 ③ K		3	0	0	0	0	2	1
19 Laynce Nix, L (7, 7) OBP: 0.304, SLG: 0.245										1	0	0	0	0	1	0
8 Shane Victorino, S (1, 8) OBP: 0.351, SLG: 0.486		X FF 90 0-0 24 G4-3 3B		B FF 94 F FF 94 F SL 88 B SL 86 X FF 96 2-2 ② G5-3		B FF 91 X SL 87 1-0 ③ P6				3	1	1	0	0	0	1
22 Scott Podsednik, L (7, 9) OBP: 0.383, SLG: 0.463										0	0	0	0	0	0	0
24 Ty Wigginton, R (1, 3) OBP: 0.264, SLG: 0.250		B FF 91 B FF 89 C FF 89 X FF 90 2-1 ① G4-3 3-H		B SL 88 S SL 88 X FF 96 1-1 ③ F9			B FF 88 X FF 87 1-0 23 G3 13 3B 1B			3	1	1	1	0	0	0
51 Carlos Ruiz, R (1, 2) OBP: 0.500, SLG: 0.761		B FF 93 X FF 90 1-0 ② G5-3			B FF 91 B FF 92 X FF 91 2-0 ① G5-3		X CH 86 0-0 ① G3 1-2			2	0	0	0	0	0	0
23 Brian Schneider, L (6, 2) OBP: 0.265, SLG: 0.364										1	0	0	0	0	0	1
13 Freddy Galvis, S (1, 4)		B FF 92 F FF 92 X FF 92 1-1 ③ G4-3			X FF 92 0-0 1B		B SI 88 F CH 86 D CH 87 X CH 87 2-1 2-H 3B			3	0	2	1	0	0	0
OBP: 0.287, SLG: 0.457 (7, 6)																
56 Joe Blanton, R (1, 1)			B FF 90 C FF 90 B FF 90 C FF 89 B FF 91 X FF 89 3-2 ① G1-3		C FF 92 D SL 83 1 SAFE F SL 82 S FF 93 1-3 ② K		C FF 88 B CH 78 B CH 76 X FF 88 2-1 ② P4			1	0	0	0	0	0	0
37 Antonio Bastardo, R (5, 1)										0	0	0	0	0	0	0
25 Jim Thome, L (5, PH) OBP: 0.372, SLG: 0.361										1	0	0	0	0	1	1
15 John Mayberry Jr., R (6, 7) OBP: 0.247, SLG: 0.289										1	0	0	0	0	0	1
(7, 8)																
Inning Stats	R: 1 E: 0 K: 0 S: 12 H: 1 LOB: 0 BB: 0 P: 19	R: 1 E: 0 K: 0 S: 6 H: 1 LOB: 0 BB: 0 P: 10	R: 1 E: 0 K: 0 S: 7 H: 1 LOB: 1 BB: 0 P: 14	R: 0 E: 0 K: 1 S: 8 H: 0 LOB: 0 BB: 0 P: 13	R: 0 E: 0 K: 1 S: 7 H: 1 LOB: 1 BB: 0 P: 10	R: 0 E: 1 K: 1 S: 8 H: 1 LOB: 1 BB: 0 P: 11	R: 1 E: 0 K: 1 S: 9 H: 2 LOB: 1 BB: 0 P: 14	R: 0 E: 0 K: 1 S: 8 H: 0 LOB: 0 BB: 0 P: 12		1B: 3 2B: 2 3B: 2 HR: 0 SF: 1 SAC: 0 DP: 0 HBP: 1						

livebaseballscorecards.com

AB	29
R	4
H	7
RBI	4
BB	0
SO	5
LOB	10

WP: 0 PA: 31
PB: 0
SB: 1
CS: 0

PITCHER		IP	WLS	BF	H	R	ER	SO	BB	IBB	HBP	BLK	WP	HR	S	P	ERA	WHIP
44 Tony Watson, L ERA: 5.73	(1, 1)	1.0		4	1	1	1	0	0	0	0	0	0	0	12	19	9.00	1.000
47 Evan Meek, R ERA: 5.06	(2, 1)	1.0		4	1	1	1	0	0	0	0	0	0	0	6	10	9.00	1.000
77 Juan Cruz, R ERA: 2.61	(3, 1)	1.0		4	1	1	1	0	0	0	1	0	0	0	7	14	9.00	1.000
Joel Hanrahan, R ERA: 3.0	(4, 1)	1.0		3	0	0	0	1	0	0	0	0	0	0	8	13	0.00	0.000
39 Jason Grilli, R ERA: 2.45	(5, 1)	1.0		4	1	0	0	1	0	0	0	0	0	0	7	10	0.00	1.000

PITCHER		IP	WLS	BF	H	R	ER	SO	BB	IBB	HBP	BLK	WP	HR	S	P	ERA	WHIP
30 Chris Resop, R ERA: 3.6	(6, 1)	1.0		4	1	0	0	1	0	0	0	0	0	0	8	11	0.00	1.000
24 Ryan Beckman, R ERA: 3.38	(7, 1)	2.0	L	8	2	1	1	2	0	0	0	0	0	0	17	26	4.50	1.000

Pittsburgh Pirates @ Philadelphia Phillies

Citizens Bank Park, Philadelphia, PA

Tue Apr 03 2012, 7:19 PM - 10:11 PM EDT

Att. 43,327 - Partly Cloudy - 65 F

livebaseballscorecards.com

Batter	1	2	3	4	5	6	7	8	9	AB	R	H	RBI	BB	SO	LOB
31 Jose Tabata, R (1, 9) OBP: 0.314, SLG: 0.338	B FF 89 X FF 90 1-0 ① F9		B FF 87 C CH 80 S FC 86 B CU 73 B FF 89 S CH 81 3-3 ① K		C SI 90 B SI 91 1 SAFE 1 SAFE X SI 91 1-1 ① 36 1B 1-H 2B		B CU 75 B FF 86 X FF 87 2-0 ③ F9			2	0	0	0	0	1	0
73 Robbie Grossman, S (4, 9) OBP: 0.211, SLG: 0.222										2	1	1	1	0	0	0
(7, 7)																
36 Yamaico Navarro, R (1, 7) OBP: 0.365, SLG: 0.414	F FF 90 S CH 81 B CH 83 C FC 89 1-3 ② K		X CH 81 0-0 ② G6-3		X SL 80 0-0 2 S 2-H 1B			X SI 93 0-0 ① G3		3	0	1	1	0	1	0
(4, 4)																
24 Jarek Cunningham, R (7, 4) OBP: 0.400, SLG: 0.400										1	0	0	0	0	0	0
22 Andrew McCutchen, R (1, 8) OBP: 0.385, SLG: 0.603	C FC 88 F FF 91 F FF 91 X CH 82 0-2 2B		C FF 90 C CH 82 B FC 87 X FF 91 1-2 ③ F7		B SI 89 T CH 82 B SI 90 S CH 83 1 SAFE B SI 91 C SI 92 3-3 ③ K 1-2			C SI 93 B SI 84 B SI 93 F SI 92 X SI 94 2-2 ② G6-3		2	0	1	0	0	0	0
2 Nate McLouth, L (4, 8) OBP: 0.464, SLG: 0.574										2	0	0	0	0	1	1
14 Casey McGehee, R (1, 5) OBP: 0.365, SLG: 0.474	C FF 88 B CU 75 X FF 89 1-1 ③ F9			B FF 87 B FF 88 C FF 88 C FF 89 B FF 87 S FC 86 3-3 ① K		B SI 90 F CH 82 B SI 91 B SL 82 F SI 91 C SI 92 3-3 ① K		C SI 93 C SI 94 X SI 85 0-2 ③ G3		3	0	0	0	0	2	1
75 Jeremy Farrell, R (6, 5) OBP: 0.400, SLG: 0.250										1	0	0	0	0	0	0
65 Matt Hague, R (1, 3) OBP: 0.400, SLG: 0.800		B CH 80 B FC 86 C CH 81 B FF 90 X FF 89 3-1 18 1B 1B		B FF 89 C FF 87 S CH 82 F CU 75 S CH 81 1-3 ② K		C SI 91 B CH 84 F SI 91 X SL 82 1-2 71 E 1B			X FF 93 0-0 ① F7	3	0	2	0	0	1	0
Matt Curry, L (8, 3)										1	0	0	0	0	0	0
18 Neil Walker, S (1, 4) OBP: 0.360, SLG: 0.571		X CH 86 0-0 1-2 1B		B CH 81 B CH 82 C FC 90 F FC 90 X CU 75 2-2 ③ P4		B SI 90 F SI 90 X SI 91 1-1 FC1 55 G5-4-3 1-2			C SI 92 S FF 92 F FF 92 F FF 93 F FS 86 B FF 93 F FS 87 F SL 80 S SI 93 1-3 ② K	2	0	1	0	0	0	0
63 Chris Leroux, L (4, 1)										0	0	0	0	0	0	0
38 Tim Wood, R (5, 1)										0	0	0	0	0	0	0
71 Tony Sanchez, R (6, PH) OBP: 0.333, SLG: 0.333										1	0	0	0	0	0	1
47 Evan Meek, R (6, 1)										0	0	0	0	0	0	0
48 Jared Hughes, R (7, 1)										0	0	0	0	0	0	0
57 Kris Johnson, L (8, 1)										0	0	0	0	0	0	0
56 Tim Alderson, R (8, 1)										0	0	0	0	0	0	0
46 Garrett Jones, L (8, PH) OBP: 0.266, SLG: 0.429										1	0	0	0	0	1	0
26 Rod Barajas, R (1, 2) OBP: 0.292, SLG: 0.438		C FF 88 X FF 89 0-1 ① F7			B FF 90 X FF 90 1-0 ① F8	C SI 91 X SL 80 0-1 ② ③ G5-4-3 1-2f			C FF 91 F FS 91 C SL 81 0-3 ③ K	1	0	0	0	0	0	2
55 Michael McKenry, R (4, 2) OBP: 0.263, SLG: 0.306										2	0	0	0	0	0	2
68 Eric Fryer, R (9, PH) OBP: 0.393, SLG: 0.417										1	0	0	0	0	1	0
12 Clint Barmes, R (1, 6) OBP: 0.300, SLG: 0.339		C CH 81 F FC 86 F CU 74 T FF 90 0-2 ② K			C FF 90 S SL 84 B FF 91 F SL 84 X FF 91 1-2 73 2B 1B		X FF 86 0-0 ① B5-3			2	1	1	0	0	1	2
5 Josh Harrison, R (5, 6) OBP: 0.400, SLG: 0.545										1	0	0	0	0	0	0
53 James McDonald, L (1, 1) OBP: 0.400, SLG: 0.500		F FF 89 B FF 87 F FC 86 B FC 90 B CH 81 X FF 90 3-2 ③ G6-3			C FF 91 C FF 91 F SL 84 B SL 83 1 SAFE F FF 90 X SL 85 1-2 ② F7		B SI 86 B FF 86 X FF 87 2-0 ② P3			1	0	0	0	0	0	2
7 Alex Presley, L (4, 7) OBP: 0.357, SLG: 0.438										2	0	0	0	0	0	1
Andrew Lambo, L (7, 9)										0	0	0	0	0	0	0
Inning Stats	R: 0 E: 0 K: 1 S: 10 H: 1 LOB: 1 BB: 0 P: 13	R: 0 E: 0 K: 1 S: 12 H: 2 LOB: 2 BB: 0 P: 18	R: 0 E: 0 K: 1 S: 7 H: 0 LOB: 0 BB: 0 P: 11	R: 0 E: 0 K: 2 S: 10 H: 0 LOB: 0 BB: 0 P: 16	R: 2 E: 0 K: 1 S: 16 H: 3 LOB: 1 BB: 0 P: 23	R: 0 E: 1 K: 1 S: 10 H: 1 LOB: 1 BB: 0 P: 15	R: 0 E: 0 K: 0 S: 3 H: 0 LOB: 0 BB: 0 P: 7	R: 0 E: 0 K: 0 S: 7 H: 0 LOB: 0 BB: 0 P: 9	R: 0 E: 0 K: 2 S: 12 H: 0 LOB: 0 BB: 0 P: 13	1B: 5 2B: 2 3B: 0 HR: 0	SF: 0 SAC: 0 DP: 1 HBP: 0					

	AB	R	H	RBI	BB	SO	LOB
TOP	34	2	7	2	0	9	12

WP: 0 PB: 0 SB: 1 CS: 0 PA: 34

PITCHER		IP	WLS	BF	H	R	ER	SO	BB	IBB	HBP	BLK	WP	HR	S	P	ERA	WHIP
35 Cole Hamels, L ERA: 2.93	(1, 1)	4.0		15	3	0	0	5	0	0	0	0	0	0	39	58	0.00	0.750
37 Antonio Bastardo, L ERA: 4.15	(5, 1)	0.2		3	1	1	1	0	0	0	0	0	0	0	10	13	13.50	1.500
57 David Herndon, R ERA: 3.31	(5, 1)	1.1	W	7	3	1	1	2	0	0	0	0	0	0	16	25	6.75	2.250
46 Raul Valdes, L ERA: 1.32	(7, 1)	1.0	H	3	0	0	0	0	0	0	0	0	0	0	3	7	0.00	0.000
50 Chad Qualls, R ERA: 4.22	(8, 1)	1.0	H	3	0	0	0	0	0	0	0	0	0	0	7	9	0.00	0.000

PITCHER		IP	WLS	BF	H	R	ER	SO	BB	IBB	HBP	BLK	WP	HR	S	P	ERA	WHIP
58 Jonathan Papelbon, R ERA: 3.86	(9, 1)	1.0		3	0	0	0	2	0	0	0	0	0	0	12	13	0.00	0.000

BOTTOM

Pittsburgh Pirates @ Philadelphia Phillies
Citizens Bank Park, Philadelphia, PA
Tue Apr 03 2012, 7:19 PM - 10:11 PM EDT
Att. 43,327 - Partly Cloudy - 65 F

livebaseballscorecards.com

Batter	1	2	3	4	5	6	7	8	9	AB	R	H	RBI	BB	SO	LOB
8 Shane Victorino, S (1, 8) OBP: 0.363, SLG: 0.486 10 Juan Pierre, L (6, 7) OBP: 0.433, SLG: 0.426	BB		G4-3		1B		P6	1B		2 2	2 0	1 1	1 0	1 0	0 0	0 0
27 Placido Polanco, R (1, 5) OBP: 0.478, SLG: 0.571 29 Hector Luna, R (6, 5) OBP: 0.351, SLG: 0.528	F8		G5-3		HR		G5-3	K		3 2	1 0	1 0	3 0	0 0	0 1	1 2
11 Jimmy Rollins, S (1, 6) OBP: 0.324, SLG: 0.349 13 Freddy Galvis, S (6, 6) OBP: 0.295, SLG: 0.476	G4-3		F9		F9		22 WP			3 1	0 0	0 1	0 0	0 0	0 0	1 0
3 Hunter Pence, R (1, 9) OBP: 0.295, SLG: 0.424 22 Scott Podsednik, L (6, 9) OBP: 0.377, SLG: 0.455	2B			G4-3	G6-3		G4-3			3 1	0 0	1 0	1 0	0 0	0 0	0 1
19 Laynce Nix, L (1, 3) OBP: 0.300, SLG: 0.264	K			K	G4-3			24 G6-4-3		4	1	1	0	0	2	1
15 John Mayberry Jr., R (1, 7) OBP: 0.259, SLG: 0.304 (6, 8)		K	E6			25 G3-1		24 G6-4-3		3	0	1	0	1	1	0
51 Carlos Ruiz, R (1, 2) OBP: 0.500, SLG: 0.771 37 Antonio Bastardo, R (5, 1) 57 David Herndon, R (5, 1) 25 Jim Thome, L (6, PH) OBP: 0.364, SLG: 0.351 46 Raul Valdes, L (7, 1) 50 Chad Qualls, R (8, 1) 24 Ty Wigginton, R (8, PH) OBP: 0.280, SLG: 0.246 58 Jonathan Papelbon, R (9, 1)	2B		G5-3		G3-1		G3-1	G6-4-3		2 0 0 1 0 0 1 0 0	0 0 0 0 0 0 0 0 0	1 0 0 0 0 0 0 0 0	0 0 0 1 0 0 0 1 0	0 0 0 0 0 0 0 0 0	0 0 0 0 0 0 0 2 0	1 0 0 1 0 0 0 0 0
4 Pete Orr, L (1, 4) OBP: 0.343, SLG: 0.426	F8				23 8 1B		L4	23 1B		4	2	2	1	0	0	2
35 Cole Hamels, L (1, 1) OBP: 0.333, SLG: 0.333 23 Brian Schneider, L (5, 2) OBP: 0.297, SLG: 0.371	K				8 1B 27 HR		L4	10 1B		1 2	0 1	0 1	0 1	0 1	1 0	1 1

Inning Stats	1	2	3	4	5	6	7	8	9
	R: 1 E: 0 K: 1 S: 11	H: 1 LOB: 1 BB: 1 P: 19	R: 0 E: 0 K: 2 S: 16	H: 1 LOB: 1 BB: 0 P: 23	R: 0 E: 0 K: 0 S: 7	H: 0 LOB: 0 BB: 0 P: 12	R: 0 E: 1 K: 1 S: 12	H: 0 LOB: 1 BB: 0 P: 16	R: 4 E: 0 K: 0 S: 17	H: 3 LOB: 0 BB: 1 P: 27	R: 0 E: 0 K: 0 S: 9	H: 1 LOB: 1 BB: 0 P: 18	R: 0 E: 0 K: 0 S: 7	H: 1 LOB: 1 BB: 0 P: 11	R: 2 E: 0 K: 1 S: 18	H: 4 LOB: 2 BB: 1 P: 30

1B: 4 2B: 6 3B: 0 HR: 1	SF: 0 SAC: 0 DP: 1 HBP: 0	WP: 1 PB: 0 SB: 2 CS: 0	PA: 38
---	---	---	---

PITCHER		IP	WLS	BF	H	R	ER	SO	BB	IBB	HBP	BLK	WP	HR	S	P	ERA	WHIP
53 James McDonald, R ERA: 8.31	(1, 1)	3.0		12	2	1	1	3	1	0	0	0	0	0	34	54	3.00	1.000
63 Chris Leroux, R ERA: 10.45	(4, 1)	1.0	L	7	2	3	3	1	1	0	0	0	0	0	18	29	27.00	3.000
38 Tim Wood, R ERA: 5.4	(5, 1)	1.0		4	1	1	1	0	0	0	0	0	0	1	11	14	9.00	1.000
47 Evan Meek, R ERA: 4.63	(6, 1)	1.0		4	1	0	0	0	0	0	0	0	0	0	9	18	0.00	1.000
48 Jared Hughes, R ERA: 3.27	(7, 1)	1.0		4	1	0	0	0	0	0	0	0	1	0	7	11	0.00	1.000

PITCHER		IP	WLS	BF	H	R	ER	SO	BB	IBB	HBP	BLK	WP	HR	S	P	ERA	WHIP
57 Kris Johnson, L ERA: 3.86	(8, 1)	0.2		4	2	2	2	0	1	0	0	0	0	0	10	20	27.00	4.500
56 Tim Alderson, R ERA:	(8, 1)	0.1		3	2	0	0	1	0	0	0	0	0	0	8	10	0.00	6.000

Batter	1	2	3	4	5	6	7	8	9	AB	R	H	RBI	BB	SO	LOB
8 Shane Victorino, S (1, 8)	C FS 83 X CH 74 0-1 ① F7		C CU 74 B CU 74 F SI 89 C SI 90 1-3 ② K			B CH 74 B CH 75 F SI 88 B SI 90 B FF 87 4-1 11 S BB		L SL 86 D CU 79 F SL 85 B FF 90 B FF 92 S SL 85 3-3 ① K		3	0	0	0	1	2	1
27 Placido Polanco, R (1, 5)	C FS 84 B SI 87 X SI 88 1-1 ② F8		C CH 75 C CU 75 B CU 74 B FF 90 B SI 91 X CU 75 3-2 ③ G3			1 SAFE X SI 90 0-0 ② F8		B FF 89 B SL 84 B FF 90 B FF 89 4-0 1-2 BB		3	0	0	0	1	0	1
11 Jimmy Rollins, S (1, 6) OBP: 0.250, SLG: 0.250	X SI 88 0-0 1B			B CH 75 C CH 74 C SI 88 X SI 90 1-2 ① P4		C SI 90 B SI 88 F SI 88 X CH 74 1-2 ③ P6 1-2		C FF 89 X SL 86 0-1 ② L4		4	0	1	0	0	0	3
3 Hunter Pence, R (1, 9)	C CU 72 B FF 89 C SI 89 X CU 74 1-2 ③ L8			S CH 76 X SI 89 0-1 ② G5-3			X SI 87 0-0 ① F8	F FF 90 B CU 80 F FF 90 F CU 80 S FF 89 1-3 ③ K		4	0	0	0	0	1	3
24 Ty Wigginton, R (1, 3) OBP: 0.250, SLG: 0.250		X FS 83 0-0 ① G4-3		C CU 73 B CU 74 F CU 74 F SI 90 B CH 77 X CH 74 2-2 ③ F7			B CU 74 B CH 74 C CU 72 X CU 74 2-1 15 2B 51 SF9 1B		B FC 86 X FC 86 1-0 ① G1-3	4	1	1	0	0	0	0
15 John Mayberry Jr., R (1, 7) OBP: 0.500, SLG: 0.750		B FF 86 B CU 72 S FS 83 X SI 90 2-1 51 1B 1B			C CH 74 C SI 89 S FF 90 0-3 ① K		F CH 75 1 SAFE X SI 88 0-1 1-3 2B		C SL 79 S FF 94 B FC 88 F SL 79 B FF 94 S FC 87 2-3 ② K	4	0	2	0	0	2	0
51 Carlos Ruiz, R (1, 2) OBP: 0.750, SLG: 1.000		B SI 87 B SI 88 S CH 74 B SI 87 X FF 87 3-1 13 G6-4-3 1-2 1B			C CU 73 C CU 75 B CH 77 X SI 90 1-2 13 G5-4-3 1B		B SI 89 X SI 87 1-0 ② SF9 3-H		C FC 87 C FC 86 B FF 94 X FF 92 1-2 1B	3	0	3	1	0	0	0
13 Freddy Galvis, S (1, 4)	C FF 88 X SI 89 0-1 ②③ G6-4-3 1-2f				X CU 74 0-0 ②③ G5-4-3 1-2f		C CH 74 C CU 75 X CU 74 0-2 ③ G6-3		L FF 92 C SL 78 B FF 94 1 SAFE B SL 78 S CH 85 2-3 ③ K	4	0	0	0	0	1	5
34 Roy Halladay, R (1, 1) OBP: 0.333, SLG: 0.333 58 Jonathan Papelbon, R (9, 1)			C FF 87 C CU 74 F CU 74 S SI 89 0-3 ① K			S FF 86 F SI 88 S CU 73 0-3 ① K		X FF 89 0-0 27 BB 1B		3 0	0 0	1 0	0 0	0 0	2 0	0 0
Inning Stats	R: 0 E: 0 K: 0 S: 8 H: 1 LOB: 1 BB: 0 P: 10	R: 0 E: 0 K: 0 S: 7 H: 2 LOB: 1 BB: 0 P: 12	R: 0 E: 0 K: 2 S: 10 H: 0 LOB: 0 BB: 0 P: 14	R: 0 E: 0 K: 0 S: 9 H: 0 LOB: 0 BB: 0 P: 12	R: 0 E: 0 K: 1 S: 7 H: 1 LOB: 0 BB: 0 P: 8	R: 0 E: 0 K: 1 S: 8 H: 0 LOB: 1 BB: 1 P: 13	R: 1 E: 0 K: 0 S: 9 H: 2 LOB: 1 BB: 0 P: 12	R: 0 E: 0 K: 2 S: 10 H: 1 LOB: 2 BB: 1 P: 18	R: 0 E: 0 K: 2 S: 11 H: 1 LOB: 1 BB: 0 P: 17	1B: 7 2B: 1 3B: 0 HR: 0 SF: 1 SAC: 0 DP: 2 HBP: 0						

PITCHER		IP	WLS	BF	H	R	ER	SO	BB	IBB	HBP	BLK	WP	HR	S	P	ERA	WHIP
45 Erik Bedard, L ERA: 1.29	(1, 1)	7.0	L	26	6	1	1	4	1	0	0	0	0	0	58	81	1.29	1.000
30 Chris Resop, R ERA:	(8, 1)	1.0		5	1	0	0	2	1	0	0	0	0	0	10	18	0.00	2.000
37 Juan Cruz, R ERA:	(9, 1)	1.0		4	1	0	0	2	0	0	0	0	0	0	11	17	0.00	1.000

PITCHER	IP	WLS	BF	H	R	ER	SO	BB	IBB	HBP	BLK	WP	HR	S	P	ERA	WHIP

TOP

Philadelphia Phillies @ Pittsburgh Pirates
PNC Park, Pittsburgh, PA
Thu Apr 05 2012, 1:39 PM - 3:52 PM EDT
Att. 39,585 - Partly Cloudy - 52 F

livebaseballscorecards.com

AB	32
R	1
H	8
RBI	1
BB	2
SO	8
LOB	13

Batter	1	2	3	4	5	6	7	8	9	AB	R	H	RBI	BB	SO	LOB
7 Alex Presley, L (1, 7) OBP: 0.250, SLG: 0.250	C FC 88 F FC 89 B FC 89 B CH 81 X CU 77 2-2 22 31 G6-4-3 1B 1B		B FC 89 B CH 84 C FC 91 X CH 84 2-1 ③ G4-3			C FC 89 X FC 89 0-1 ② G3			B FF 93 C FF 93 S FF 94 S FF 95 1-3 ① K	4	0	1	0	0	1	0
31 Jose Tabata, R (1, 9) OBP: 0.250, SLG: 0.250	X SI 91 0-0 22 G6-4-3 1-2 1B			C FC 89 S CU 77 B CH 82 X CH 81 1-2 ① G6-3		C FC 88 F FC 89 X FC 89 0-2 ③ G4-3			C FF 94 X SL 80 0-1 ② G5-3	4	0	1	0	0	0	0
22 Andrew McCutchen, R (1, 8)	B SI 91 X FC 90 1-0 ① ② G6-4-3 1-2f 2-3			S FC 88 B SI 90 F FC 89 H FC 88 2-2 HBP			S CH 81 B CU 77 F CU 79 B CU 78 S FC 88 2-3 ① K		C FF 93 F FF 93 F FF 94 X FF 93 0-2 ③ G5-3	3	0	0	0	0	1	2
18 Neil Walker, S (1, 4)	B CU 78 X CH 83 1-0 ③ F7			1 SAFE B FC 88 F FC 89 1 SAFE C FC 88 X SI 90 1-2 ② F7			C FC 90 F FC 89 X CU 78 0-2 ② G3-1			3	0	0	0	0	0	2
46 Garrett Jones, L (1, 3)		S FC 90 B FC 88 X FC 89 1-1 ① G4-3		F FC 89 B FC 89 X FC 88 1-1 ③ G3-1			C CU 76 C FC 88 X CU 78 0-2 ③ G4-3			3	0	0	0	0	0	1
26 Rod Barajas, R (1, 2)		C FC 90 S FC 90 F FC 90 X CU 79 0-2 ② G1-3			C CU 76 B FC 89 S FC 90 S CU 77 1-3 ① K			C CH 79 X CU 76 0-1 ① P4		3	0	0	0	0	1	0
24 Pedro Alvarez, L (1, 5)		B CU 77 B CU 76 F FC 90 C FC 89 B FC 89 F CH 82 X FC 89 3-2 ③ F8			B FC 89 F FC 89 F FC 90 B FC 89 S CU 78 2-3 ② K2-3			B CU 76 F FC 88 X FC 89 1-1 ② F8		3	0	0	0	0	1	0
12 Clint Barmes, R (1, 6)			C FC 90 X CH 82 0-1 ① P5		B FC 90 X FC 89 1-0 ③ F7			B CU 75 S CH 81 C CU 76 H SI 89 2-2 HBP		2	0	0	0	0	0	0
45 Erik Bedard, L (1, 1) 30 Chris Resop, R (8, 1) 2 Nate McLouth, L (8, PH) 37 Juan Cruz, R (9, 1)			C FC 90 F CU 77 B FC 90 F FC 90 B FC 89 S FC 89 2-3 ② K			X FC 88 0-0 ① L8		F FC 88 B FC 88 F CH 82 S CU 76 1-3 ③ K		2 0 1 0	0 0 0 0	0 0 0 0	0 0 0 0	0 0 1 0	1 0 1 0	0 0 1 0
Inning Stats	R: 0 E: 0 K: 0 S: 6 H: 2 LOB: 1 BB: 0 P: 10	R: 0 E: 0 K: 0 S: 10 H: 0 LOB: 0 BB: 0 P: 14	R: 0 E: 0 K: 1 S: 8 H: 0 LOB: 0 BB: 0 P: 12	R: 0 E: 0 K: 0 S: 10 H: 0 LOB: 1 BB: 0 P: 15	R: 0 E: 0 K: 2 S: 7 H: 0 LOB: 0 BB: 0 P: 11	R: 0 E: 0 K: 0 S: 6 H: 0 LOB: 0 BB: 0 P: 6	R: 0 E: 0 K: 1 S: 9 H: 0 LOB: 0 BB: 0 P: 11	R: 0 E: 0 K: 1 S: 9 H: 0 LOB: 1 BB: 0 P: 13	R: 0 E: 0 K: 1 S: 9 H: 0 LOB: 0 BB: 0 P: 10	1B: 2 2B: 0 3B: 0 HR: 0	SF: 0 SAC: 0 DP: 1 HBP: 2			WP: 0 PB: 0 SB: 0 CS: 0		PA: 30	

PITCHER		IP	WLS	BF	H	R	ER	SO	BB	IBB	HBP	BLK	WP	HR	S	P	ERA	WHIP
34 Roy Halladay, R ERA:	(1, 1)	8.0	W	27	2	0	0	5	0	0	2	0	0	0	65	92	0.00	0.250
58 Jonathan Papelbon, R ERA:	(9, 1)	1.0	S	3	0	0	0	1	0	0	0	0	0	0	9	10	0.00	0.000

PITCHER	IP	WLS	BF	H	R	ER	SO	BB	IBB	HBP	BLK	WP	HR	S	P	ERA	WHIP

BOTTOM

Philadelphia Phillies @ Pittsburgh Pirates
PNC Park, Pittsburgh, PA
Thu Apr 05 2012, 1:39 PM - 3:52 PM EDT
Att. 39,585 - Partly Cloudy - 52 F

livebaseballscorecards.com

AB	28
R	0
H	2
RBI	0
BB	0
SO	6
LOB	6

Batter	1	2	3	4	5	6	7	8	9	10	AB	R	H	RBI	BB	SO	LOB
8 Shane Victorino, S (1, 8) OBP: 0.333, SLG: 0.250	F SI 92 F CH 82 B SI 93 B SI 92 B CH 83 X SI 88 3-2 11 SH5-3 27 1B 3 1B 1B		B SI 90 B CU 70 F SI 87 X SI 90 2-1 ① F8		C CH 84 X FF 91 0-1 27 G6-4-3 1B			B SL 83 C SL 82 B SL 81 C FF 92 F SL 82 X FF 94 2-2 ② G3-1		C FF 93 X SL 77 0-1 ② P6	5	1	2	0	0	0	0
27 Placido Polanco, R (1, 5) OBP: 0.333, SLG: 0.250	B SL 81 1 SAFE X SL 81 1-0 3 1B 11 SH5-3 1-2 1B		C SI 88 F SI 90 B FF 90 F CH 80 X FF 89 1-2 ② F7		C SI 90 1 SAFE 1 SAFE 1 SAFE B CH 81 B SI 88 F SI 89 X CU 70 2-2 ②③ G6-4-3 1-2f			S SL 82 F FF 92 B SL 80 F FF 93 X FF 93 1-2 E3		C FF 93 B FC 88 B FC 86 X FC 88 2-1 11 1B 1B	5	0	2	0	0	0	1
11 Jimmy Rollins, S (1, 6) OBP: 0.250, SLG: 0.250	X SI 92 0-0 ① SH5-3 1-2 2-3		B FF 90 B SI 91 X SI 86 2-0 ③ P6			B SI 87 X CH 83 1-0 ① L3		X FF 93 0-0 ③ G6-3		C FC 87 1 SAFE X FF 93 0-1 1-2 1B	4	0	1	0	0	0	1
3 Hunter Pence, R (1, 9) OBP: 0.222, SLG: 0.125	B SI 91 F SI 92 S CH 82 F FF 92 F CH 84 X CU 74 1-2 2-3 3-H 1B			B CH 79 C CU 69 X SL 78 1-1 ① G6-3		S CU 66 B CU 73 X SI 87 1-1 ② F9			B FF 95 B FF 96 B FF 96 C FF 95 F FF 95 F FF 97 F FF 96 F FF 96 F FF 97 4-2 B SL 89 25 S BB	F SL 80 B FC 86 S FC 86 S FC 87 1-3 ③ K	4	0	1	1	1	2	
19 Laynce Nix, L (1, 3) (9, 7)	C CU 71 B SI 92 C SI 91 F SI 92 S CU 74 1-3 ② K			F CH 80 B SI 91 B SI 89 B CH 84 F SI 87 F FF 90 B FF 89 4-2 51 1B 15 G6-3 BB		C CH 78 X CH 80 0-1 ③ G4-3			L FF 95 X FF 95 0-1 ① B2		3	0	0	0	1	1	3
15 John Mayberry Jr., R (1, 7) OBP: 0.286, SLG: 0.429 25 Jim Thome, L (9, PH) 40 Michael Stutes, R (9, 1) 37 Antonio Bastardo, R (9, 1) 56 Joe Blanton, R (10, 1)	C SI 92 S CU 68 X FF 92 0-2 ③ F8			B SL 79 X SL 78 1-0 ② G6-3 1-2			C SI 92 X SI 92 0-1 ① P6		B FF 96 F FF 96 S SL 88 C SL 88 1-3 ② K 1-2		3 1 0 0 0	0 0 0 0 0	0 0 0 0 0	0 0 0 0 0	0 1 0 0 0	0 1 0 0 0	3 1 0 0 0
51 Carlos Ruiz, R (1, 2) OBP: 0.625, SLG: 0.667		B FF 90 C SI 88 F CU 73 F SL 80 B SL 79 S SL 77 2-3 ① K		B SL 81 F SI 89 B SI 89 X SI 90 2-1 2-3 1B			B SI 91 F SI 91 B SI 91 X SI 91 2-1 ② P6		B SL 88 B SL 88 B FF 96 B FF 96 4-0 BB		3	0	1	0	1	1	0
13 Freddy Galvis, S (1, 4)		B SI 90 B FF 89 X SI 86 2-0 ② F9		B CU 71 F SI 90 X SI 90 1-1 ③ F7			B SI 91 B SI 91 B CH 89 C SI 90 F SI 91 X SI 90 3-2 ③ F8		C FF 96 F FF 96 S SL 88 0-3 ③ K		4	0	0	0	0	1	4
33 Cliff Lee, L (1, 1) Kyle Kendrick, R (7, 1) 10 Juan Pierre, L (8, PH) 50 Chad Qualls, R (8, 1) 24 Ty Wigginton, R (9, 3) OBP: 0.200, SLG: 0.200		B FF 91 B CH 80 B SI 86 C FF 88 X SI 88 3-1 ③ G3-1			F SI 89 C CU 70 X FF 92 0-2 ① F7			B FF 93 B FF 92 B FF 92 C FF 91 C FF 91 F FF 93 F FF 94 F FF 93 S FF 93 3-3 ① K		B SL 78 F SL 78 B FF 92 X FC 87 2-1 ① F7	2 0 1 0 1	0 0 0 0 0	0 0 0 0 0	0 0 1 0 0	0 0 0 0 0	0 0 1 0 0	0 0 0 0 0
Inning Stats	R: 1 H: 3 E: 0 LOB: 2 K: 1 BB: 0 S: 17 P: 23	R: 0 H: 0 E: 0 LOB: 0 K: 1 BB: 0 S: 7 P: 14	R: 0 H: 0 E: 0 LOB: 0 K: 0 BB: 0 S: 7 P: 12	R: 0 H: 1 E: 0 LOB: 2 K: 0 BB: 1 S: 10 P: 19	R: 0 H: 1 E: 0 LOB: 0 K: 0 BB: 0 S: 8 P: 10	R: 0 H: 0 E: 0 LOB: 0 K: 0 BB: 0 S: 5 P: 7	R: 0 H: 0 E: 0 LOB: 0 K: 0 BB: 0 S: 7 P: 12	R: 0 H: 0 E: 1 LOB: 1 K: 1 BB: 0 S: 15 P: 21	R: 0 H: 0 E: 0 LOB: 2 K: 2 BB: 2 S: 14 P: 23	R: 0 H: 2 E: 0 LOB: 2 K: 1 BB: 0 S: 11 P: 16	1B: 7 SF: 0 2B: 0 SAC: 1 3B: 0 DP: 1 HR: 0 HBP: 0						WP: 0 PA: 40 PB: 0 SB: 1 CS: 0

PITCHER		IP	WLS	BF	H	R	ER	SO	BB	IBB	HBP	BLK	WP	HR	S	P	ERA	WHIP
27 Jeff Karstens, R ERA: 1.5	(1, 1)	6.0		23	5	1	1	2	1	0	0	0	0	0	54	85	1.50	1.000
44 Tony Watson, L ERA:	(7, 1)	1.0		3	0	0	0	0	0	0	0	0	0	0	7	12	0.00	0.000
39 Jason Grilli, R ERA:	(8, 1)	1.0		4	0	0	0	1	0	0	0	0	0	0	15	21	0.00	0.000
Joel Hanrahan, R ERA:	(9, 1)	1.0		5	0	0	0	2	2	0	0	0	0	0	14	23	0.00	2.000
37 Juan Cruz, R ERA:	(10, 1)	1.0	W	5	2	0	0	1	0	0	0	0	0	0	11	16	0.00	2.000

PITCHER	IP	WLS	BF	H	R	ER	SO	BB	IBB	HBP	BLK	WP	HR	S	P	ERA	WHIP

TOP

Philadelphia Phillies @ Pittsburgh Pirates
PNC Park, Pittsburgh, PA
Sat Apr 07 2012, 7:08 PM - 10:18 PM EDT
Att. 38,885 - Clear - 58 F

livebaseballscorecards.com

AB	36
R	1
H	7
RBI	1
BB	3
SO	6
LOB	15

Batter	1	2	3	4	5	6	7	8	9	10	AB	R	H	RBI	BB	SO	LOB
31 Jose Tabata, R (1, 9) OBP: 0.222, SLG: 0.222	C SI 90 B FC 86 S FC 86 F FC 87 B SI 92 X FC 88 2-2 G4-3 ①	S CH 85 B CU 75 B CH 85 B SI 91 X SI 90 3-1 G5-3 ③	C SI 90 B CH 83 1 SAFE B SI 91 F FC 87 X FC 85 2-2 7 FC4-6 1-2 1B	B SI 94 F SL 86 F SI 94 B SI 94 X SL 89 2-2 L9 ③	X CU 78 0-0 P4 ②	5	0	1	0	0	0	4
7 Alex Presley, L (1, 7) OBP: 0.333, SLG: 0.333	S FF 90 S FC 87 X SI 91 0-2 22 G6-4-3 1B	B SI 89 B SI 89 C SI 89 F CH 83 F FC 87 X FC 86 2-2 P5 ①	F FC 85 B FC 86 S FC 86 X SI 91 1-2 FC4-6 22 WP 1-2f 2-3 ②	C FF 92 B SL 82 X FF 92 1-1 F8 ①	C FC 86 B SI 91 B CH 82 C CU 77 X CH 83 2-2 1-2 3-H 1B	5	0	2	1	0	0	2
22 Andrew McCutchen, R (1, 8) OBP: 0.250, SLG: 0.143	F SI 91 D FC 88 X SI 91 1-1 G6-4-3 ②③ 1-2f	X SI 90 0-0 P2 ②	B CU 74 B FC 85 F SI 91 F FC 87 S CH 84 2-3 K ③ 1-3 3-H	B FF 92 C FF 91 S FF 92 X SL 81 1-2 14 S 1B	4	0	1	0	0	1	2
14 Casey McGehee, R (1, 5) (8, 3)	C FC 85 B SI 91 B CU 74 B SI 91 X FC 83 3-1 G5-3 ①	B SI 90 C SI 91 F FC 86 B CU 74 X SI 91 2-2 G4-3 ③	B SI 89 X SI 89 1-0 L6 ①	1 SAFE B FF 91 X FF 91 1-0 F9 ② 1-2	4	0	0	0	0	0	1
65 Matt Hague, R (1, 3) 39 Jason Grilli, R (8, 1) Joel Hanrahan, R (9, 1) 2 Nate McLouth, L (9, PH) 37 Juan Cruz, R (10, 1)	C SI 90 X FC 85 0-1 G6-3 ②	C CH 82 B SI 90 B SI 91 X SI 90 2-1 G6-3 ①	B SI 90 B CH 82 C SI 89 S CH 82 F CH 82 B FC 86 X SI 90 3-2 L4 ②	B SL 82 B FF 92 B CH 84 D SL 84 4-0 BB	3 0 0 0 0 0	0 0 0 0 1 0	0 0 0 0 0 0	0 0 0 0 0 0	0 0 0 0 0 0	0 0 0 0 0 0	0 0 0 0 0 0
18 Neil Walker, S (1, 4)	C CH 85 B CU 75 F SI 90 B SI 90 B FC 86 B CH 84 4-2 BB	C FC 86 C FC 87 B FC 87 C SI 92 1-3 K ②	S CH 82 B SI 89 B SI 90 X FC 85 2-1 L3 ③	F FF 92 X SL 84 0-1 P4 ③	3	0	0	0	1	1	2
26 Rod Barajas, R (1, 2) OBP: 0.143, SLG: 0.286 55 Michael McKenry, R (10, PR)	B CH 83 B SI 90 F SI 89 B SI 90 1 SAFE X SI 90 3-1 G5-3 ③	C FC 86 F SI 92 B FC 87 B FC 84 F FC 86 S CH 85 2-3 K ③	B SI 92 X SI 91 1-0 P2 ①	B FF 90 B SL 84 B FF 90 C FF 88 X FF 89 3-1 12 SH5-4 7 1B 2B	4 0	0 1	1 0	0 0	0 0	1 0	1 0
12 Clint Barmes, R (1, 6)	C SI 90 B SI 90 B SI 90 F SI 90 X FC 85 2-2 P4 ①	S FC 84 B FC 84 X CH 83 1-1 P6 ①	B SI 92 S SL 82 S SI 93 X SI 93 1-2 G5-3 ②	B SI 90 X FF 90 1-0 SH5-4 ① 2-3	3	0	0	0	0	0	0
27 Jeff Karstens, R (1, 1) 36 Yamaico Navarro, R (6, PH) 44 Tony Watson, L (7, 1) 5 Josh Harrison, R (8, 5) OBP: 1.000, SLG: 2.000	B SI 90 C SI 90 F SI 91 F SI 92 B SI 91 F SI 91 B SI 92 F SI 92 F SI 92 3-3 F SI 92 S SI 91 K ②	C FC 85 B CU 73 B CH 84 B FC 86 B SI 90 4-1 7 FC4-6 31 1B 22 WP BB	X SL 85 0-0 2B	F FF 92 H FF 91 1-1 7 1B HBP	1 0 0 1	0 1 0 0	0 0 0 1	0 1 0 0	1 0 0 0	0 0 0 0	0 0 0 0
Inning Stats	R: 0 E: 0 K: 0 S: 9 H: 1 LOB: 0 BB: 0 P: 12	R: 0 E: 0 K: 0 S: 8 H: 0 LOB: 1 BB: 1 P: 18	R: 0 E: 0 K: 1 S: 13 H: 0 LOB: 0 BB: 0 P: 21	R: 0 E: 0 K: 0 S: 8 H: 0 LOB: 0 BB: 0 P: 12	R: 0 E: 0 K: 2 S: 9 H: 0 LOB: 0 BB: 0 P: 14	R: 1 E: 0 K: 1 S: 12 H: 1 LOB: 1 BB: 1 P: 22	R: 0 E: 0 K: 0 S: 7 H: 0 LOB: 0 BB: 0 P: 13	R: 0 E: 0 K: 0 S: 8 H: 1 LOB: 1 BB: 0 P: 12	R: 0 E: 0 K: 0 S: 8 H: 1 LOB: 2 BB: 1 P: 15	R: 1 E: 0 K: 0 S: 8 H: 2 LOB: 2 BB: 0 P: 15	1B: 4 2B: 2 3B: 0 HR: 0	SF: 0 SAC: 1 DP: 1 HBP: 1	WP: 2 PB: 0 SB: 1 CS: 0	PA: 38		

PITCHER		IP	WLS	BF	H	R	ER	SO	BB	IBB	HBP	BLK	WP	HR	S	P	ERA	WHIP
33 Cliff Lee, L ERA: 1.5	(1, 1)	6.0		21	2	1	1	4	2	0	0	0	1	0	59	99	1.50	0.667
Kyle Kendrick, R ERA:	(7, 1)	1.0		3	0	0	0	0	0	0	0	0	0	0	7	13	0.00	0.000
50 Chad Qualls, R ERA:	(8, 1)	1.0		4	1	0	0	0	0	0	0	0	0	0	8	12	0.00	1.000
40 Michael Stutes, R ERA:	(9, 1)	0.2		3	1	0	0	0	0	0	0	0	0	0	6	9	0.00	1.500
37 Antonio Bastardo, L ERA:	(9, 1)	0.1		2	0	0	0	0	1	0	0	0	0	0	2	6	0.00	3.000

PITCHER		IP	WLS	BF	H	R	ER	SO	BB	IBB	HBP	BLK	WP	HR	S	P	ERA	WHIP
56 Joe Blanton, R ERA: 13.5	(10, 1)	0.2	L	5	2	1	1	0	0	0	1	0	0	0	8	15	13.50	3.000

BOTTOM

Philadelphia Phillies @ Pittsburgh Pirates

PNC Park, Pittsburgh, PA

Sat Apr 07 2012, 7:08 PM - 10:18 PM EDT

Att. 38,885 - Clear - 58 F

livebaseballscorecards.com

AB	33
R	2
H	6
RBI	1
BB	3
SO	4
LOB	12

Batter	1	2	3	4	5	6	7	8	9	AB	R	H	RBI	BB	SO	LOB
10 Juan Pierre, L (1, 7) OBP: 0.400, SLG: 0.400	B FF 92 F FF 92 F FF 92 B FF 93 X SI 93 2-2 ① G3-1		C FF 92 F SI 92 B FF 92 F SI 92 B CU 76 X SI 91 2-2 ② G4-3			B FF 90 X SI 91 1-0 E5 8 SH2-4 1B	B SI 92 S SI 92 S SI 92 F SI 92 X FF 93 1-2 11 S 8 BB 1B 2-H 3-H			4	0	2	2	0	0	0
40 Michael Stutes, R (7, 1)										0	0	0	0	0	0	0
Kyle Kendrick, R (8, 1)										0	0	0	0	0	0	0
37 Antonio Bastardo, R (8, 1)										0	0	0	0	0	0	0
51 Carlos Ruiz, R (9, 2) OBP: 0.625, SLG: 0.667										0	0	0	0	0	0	0
8 Shane Victorino, S (1, 8) OBP: 0.417, SLG: 0.300	B FF 92 B FF 92 F FF 92 X SI 92 2-1 11 G3 3 2B 1B		B CH 81 X SI 91 1-0 ③ F7			L SI 91 X SI 89 0-1 ① SH2-4 2-3	1 SAFE B SI 90 B CH 86 1 SAFE F SI 91 B SI 91 B SI 91 4-1 11 S 1-2 BB			2	1	1	0	1	0	0
11 Jimmy Rollins, S (1, 6) OBP: 0.167, SLG: 0.167	1 SAFE 1 SAFE C SI 92 1 SAFE C CU 75 B CU 77 B FF 91 F CU 76 X SI 91 2-2 ② G3 1-2			X SI 90 0-0 ① G4-3		B SI 91 F CU 75 F SI 92 S CU 77 1-3 ② K2-3	C SI 92 B SI 92 F SI 92 F SL 83 T SL 84 1-2 ③ K 1-2 2-3			4	0	0	0	0	2	4
3 Hunter Pence, R (1, 9) OBP: 0.385, SLG: 0.636	B CU 76 F SI 92 2 SAFE X CU 76 1-1 2-H 2B			C FF 90 B SL 80 B FF 91 X CH 79 2-1 HR		I IN 52 I IN 57 I IN 57 I IN 58 4-0 IBB		C FF 92 S CU 79 B FF 94 S CU 80 1-3 ① K		3	1	2	2	1	1	0
25 Jim Thome, L (1, 3)	B SI 91 X FF 92 1-0 ③ F7			X SI 92 0-0 ② G4-3		B SI 90 F FF 91 F SI 91 B FF 93 C CU 77 2-3 ③ K		B CU 78 F FF 91 B FF 93 F FF 90 F CU 80 B FF 92 F FC 90 F FC 91 X FC 90 3-2 ② L7		3	0	0	0	0	1	3
27 Placido Polanco, R (7, 5) OBP: 0.300, SLG: 0.222										1	0	0	0	0	0	0
24 Ty Wigginton, R (1, 5) OBP: 0.222, SLG: 0.125		X FF 90 0-0 ① F9		B SI 92 C SI 92 F SL 78 B CU 76 B SI 92 X FF 91 3-2 ③ G5-3			B SI 91 B SI 91 F SI 91 B SI 92 S SI 91 B SI 92 4-2 13 SH 10 1B BB	C FF 93 B FF 93 B CU 79 X FC 91 2-1 ③ F8		3	1	0	0	1	0	0
(7, 3)																
13 Freddy Galvis, S (1, 4)		B FF 91 C FF 91 B CH 83 B FF 92 B SI 91 4-1 23 G1-6-3 BB			C FF 90 F FF 91 F FF 92 X CU 76 0-2 ① G3-1		B SI 91 B SI 92 X SI 91 2-0 SH 10 1B 1-3		F FF 95 S FF 95 F FF 96 B SL 89 F SL 88 X FF 97 1-2 ① G6-3	2	1	0	0	1	0	0
23 Brian Schneider, L (1, 2)	B CU 74 C CU 74 B SI 91 X CH 83 2-1 ② ③ G1-6-3 1-2f				L CH 82 S CU 76 F CU 76 F FF 91 X CU 76 0-2 ② G4-3		F SI 93 B SI 93 X SI 92 1-1 ① L3		B SL 84 F FF 96 S SL 88 S SL 89 1-3 ② K	4	0	0	0	0	1	3
57 David Herndon, R (9, 1)										0	0	0	0	0	0	0
49 Vance Worley, R (1, 1)			X SI 91 0-0 ① G5-3		C SI 90 B SI 92 F SI 89 F CU 76 S SL 80 1-3 ③ K		F SI 92 D SI 93 X SI 92 1-1 ② G4-3		C FF 96 F SL 85 B FF 95 F SL 87 B SL 84 S SL 87 2-3 ③ K	2	0	0	0	0	1	0
19 Laynce Nix, L (7, PH)										1	0	0	0	0	0	2
15 John Mayberry Jr., R (7, 7) OBP: 0.250, SLG: 0.375										1	0	0	0	0	1	0

Inning Stats	1	2	3	4	5	6	7	8	9
	R: 1 E: 0 K: 0 S: 12	H: 2 LOB: 1 BB: 0 P: 20	R: 0 E: 0 K: 0 S: 4	H: 0 LOB: 0 BB: 1 P: 10	R: 0 E: 0 K: 0 S: 6	H: 0 LOB: 0 BB: 0 P: 9	R: 1 E: 0 K: 0 S: 7	H: 1 LOB: 0 BB: 0 P: 12	R: 0 E: 0 K: 1 S: 13	H: 0 LOB: 0 BB: 0 P: 14	R: 0 E: 1 K: 2 S: 9	H: 1 LOB: 2 BB: 1 P: 17	R: 2 E: 1 K: 1 S: 16	H: 1 LOB: 2 BB: 2 P: 30	R: 0 E: 0 K: 1 S: 11	H: 0 LOB: 0 BB: 0 P: 17	R: 0 E: 0 K: 2 S: 12	H: 0 LOB: 0 BB: 0 P: 16

PITCHER	IP	WLS	BF	H	R	ER	SO	BB	IBB	HBP	BLK	WP	HR	S	P	ERA	WHIP
53 James McDonald, R (1, 1) ERA: 3.0	6.0		23	4	2	2	3	1	1	0	0	0	1	51	82	3.00	0.833
48 Jared Hughes, R (7, 1) ERA:	1.0		7	1	2	0	1	2	0	0	0	0	0	16	30	0.00	3.000
47 Evan Meek, R (8, 1) ERA:	1.0		3	0	0	0	1	0	0	0	0	0	0	11	17	0.00	0.000
Joel Hanrahan, R (9, 1) ERA:	1.0	W	3	0	0	0	2	0	0	0	0	0	0	12	16	0.00	0.000

PITCHER	IP	WLS	BF	H	R	ER	SO	BB	IBB	HBP	BLK	WP	HR	S	P	ERA	WHIP

TOP

Philadelphia Phillies @ Pittsburgh Pirates

PNC Park, Pittsburgh, PA

Sun Apr 08 2012, 1:36 PM - 4:36 PM EDT

Att. 19,856 - Cloudy - 58 F

livebaseballscorecards.com

AB	30
R	4
H	5
RBI	4
BB	4
SO	7
LOB	12

1B: 3	SF: 0	WP: 0	PA: 36
2B: 1	SAC: 2	PB: 0	
3B: 0	DP: 1	SB: 2	
HR: 1	HBP: 0	CS: 0	

BOTTOM

Philadelphia Phillies @ Pittsburgh Pirates
PNC Park, Pittsburgh, PA
Sun Apr 08 2012, 1:36 PM - 4:36 PM EDT
Att. 19,856 - Cloudy - 58 F

livebaseballscorecards.com

Batter	1	2	3	4	5	6	7	8	9	AB	R	H	RBI	BB	SO	LOB
7 Alex Presley, L (1, 7) OBP: 0.308, SLG: 0.308	C FF 88 F SL 85 C FF 90 0-3 ① K		B FC 90 X CH 84 1-0 ① G4-3		B FF 91 B FF 91 C FF 91 B SL 85 X FF 92 3-1 ③ G4-3		B FF 91 D FF 90 B FF 90 C FF 89 X FF 91 3-1 31 S 1B 2-H		B CH 87 B SI 88 X SI 89 2-0 ① SH2-4 2-3	4	0	1	1	0	1	0
31 Jose Tabata, R (1, 9) OBP: 0.214, SLG: 0.214	B FF 90 C FF 89 X FF 88 1-1 22 S 1B		C SL 86 B FF 90 B SL 87 F FF 92 F SI 90 F SL 86 X SI 91 2-2 ② L9			L FC 88 B FF 90 X SL 86 1-1 ① G1-3	1 SAFE 1 SAFE B SL 81 F FF 90 1 SAFE S SL 79 B FF 91 B SL 78 F SL 79 3-2 ③ F8 1-2		C SI 90 B SI 89 B SI 90 S SL 81 D SL 79 T SI 91 3-2 ② K	5	0	1	0	0	1	3
22 Andrew McCutchen, R (1, 8) OBP: 0.462, SLG: 0.455	C FF 89 B FF 88 B SL 85 B FF 88 B FF 90 4-1 1-2 BB		C FF 92 F FF 90 B SL 85 X SI 92 1-2 ③ G4-3			F SL 87 X FF 91 0-1 2B		S FC 86 B FC 86 F SI 89 B FC 87 X SI 90 2-2 36 S 65 1B 1B	C SI 91 S SI 90 B SI 91 F SI 91 B SI 91 F SL 80 B SI 92 X SI 91 3-2 3-H 1B	4	1	3	1	1	0	0
18 Neil Walker, S (1, 4) OBP: 0.182, SLG: 0.100	B SL 86 C FC 90 B FF 90 X FF 90 2-1 ② L5			X FF 89 0-0 46 G3-6-3 1B		X SL 84 0-0 ② L6		B SI 89 F FC 87 X FC 87 1-1 ① F7		4	0	1	0	0	0	4
46 Garrett Jones, L (1, 3) 48 Jared Hughes, R (7, 1) 47 Evan Meek, R (8, 1) 2 Nate McLouth, L (8, PH) 36 Yamaico Navarro, R (8, PH) Joel Hanrahan, R (9, 1)	C FC 90 X SL 86 0-1 ③ G4-3			X SL 84 0-0 ① ② G3-6-3 1-2f		C FF 90 F SL 84 F FF 88 B SL 84 S FF 90 1-3 ③ K		1 SAFE B FF 91 C SL 82 C FF 92 B SL 84 F FF 91 1 SAFE D SL 85 D SL 84 4-2 65 1B 1-2 BB		3 0 0 0 0 0	0 0 0 0 0 0	0 0 0 0 0 0	0 0 0 0 1 0	1 0 0 0 0 0	4 0 0 0 0 0
12 Clint Barmes, R (1, 6)		B FF 89 F FF 90 F FF 91 X CU 77 1-2 ① G6-3		B FF 92 C FF 90 X SL 86 1-1 ③ G5-3			C FF 91 S SL 83 S SL 81 0-3 ① K2-3	F FF 90 S SL 85 F SL 84 F FF 92 S SL 85 0-3 ② K		4	0	0	0	0	2	2
24 Pedro Alvarez, L (1, 5) OBP: 0.167, SLG: 0.667 65 Matt Hague, R (8, PH) OBP: 0.250, SLG: 0.250 (9, 3)		B FC 92 B CH 82 C FF 92 C SI 90 T SL 85 2-2 ② K			B SL 84 B FC 89 F FF 90 X CH 83 2-1 HR		F FF 92 S SL 81 B SL 79 S SL 81 1-3 K 14 2B	B FF 92 X FF 91 1-0 1-2 2-H 1B		3 1	2 0	1 1	1 1	0 0	2 0	0 0
55 Michael McKenry, R (1, 2) OBP: 0.250, SLG: 0.250		C FC 91 X CU 76 0-1 ① 1B			B FF 91 F SL 87 X FF 91 1-1 ① P1		D SL 78 D FF 91 C FF 91 X FF 91 2-1 ② F9	B SL 85 C FF 91 F SL 84 B FF 90 F FF 91 S SL 85 2-3 ③ K		4	0	1	0	0	1	3
53 James McDonald, L (1, 1) 14 Casey McGehee, R (7, 3) OBP: 0.333, SLG: 0.667 (9, 5) 5 Josh Harrison, R (9, PR) OBP: 1.000, SLG: 2.000		B FC 89 C FC 90 F FC 90 C FF 89 1-3 ③ K			B FF 91 C FF 90 F FC 90 B FF 88 C SI 91 2-3 ② K		X FF 90 0-0 1-H 7 1B 2B		B SI 89 C SL 77 X SI 90 1-1 7 SH2-4 22 1B 2B	2 2 0	0 1 1	0 2 0	0 1 0	0 0 0	2 0 0	1 0 0

Inning Stats	1	2	3	4	5	6	7	8	9
	R: 0 E: 0 K: 1 S: 10	H: 1 LOB: 2 BB: 1 P: 17	R: 0 E: 0 K: 2 S: 11	H: 1 LOB: 1 BB: 0 P: 15	R: 0 E: 0 K: 0 S: 9	H: 0 LOB: 0 BB: 0 P: 13	R: 0 E: 0 K: 0 S: 4	H: 1 LOB: 0 BB: 0 P: 5	R: 1 E: 0 K: 1 S: 9	H: 1 LOB: 0 BB: 0 P: 17	R: 0 E: 0 K: 1 S: 9	H: 1 LOB: 1 BB: 0 P: 11	R: 2 E: 0 K: 2 S: 18	H: 2 LOB: 1 BB: 0 P: 27	R: 1 E: 0 K: 2 S: 18	H: 2 LOB: 2 BB: 1 P: 28	R: 1 E: 0 K: 1 S: 11	H: 2 LOB: 2 BB: 0 P: 20

| | | |

Batter	1	2	3	4	5	6	7	8	9	AB	R	H	RBI	BB	SO	LOB
31 Jose Tabata, R (1, 9) OBP: 0.167, SLG: 0.167	B FF 93 C FF 94 S SL 88 B SL 87 F FF 94 F FF 94 B SL 86 F FF 94 F FF 94 3-2 X FF 84 G4-3 ①		C FF 94 X SL 85 0-1 F9 ②			B CH 85 S FF 92 X FF 93 1-1 G4-3 ③			C FF 94 F SL 84 B FF 94 F SL 88 F FF 95 C SL 84 1-3 K ①	4	0	0	0	0	1	1
7 Alex Presley, L (1, 7) OBP: 0.353, SLG: 0.353	C FF 94 C CU 74 S SL 88 0-3 K ②		F FF 94 1 SAFE 0-1 CS ③ 1-2	C FF 91 B SL 85 X FF 93 1-1 G1-3 ①			C FF 91 X CU 72 0-1 14 F7 22 1B 65 G6-3 1B		B FF 94 X FF 93 1-0 22 G6-4-3 1B	4	1	2	0	0	1	0
22 Andrew McCutchen, R (1, 8) OBP: 0.412, SLG: 0.400	C FF 94 B SL 88 B SL 86 X FF 94 2-1 G5-3 ③			F FF 93 C FF 93 X FF 93 0-2 G6-3 ②			F FF 92 1 SAFE 1 SAFE X FF 92 0-1 65 G6-3 14 F7 1-2 1B		S SL 89 1 SAFE X FF 94 0-1 G6-4-3 ②③ 1-2f	4	0	1	0	0	0	1
14 Casey McGehee, R (1, 5) OBP: 0.333, SLG: 0.778		C FF 92 B CH 85 X CH 85 1-1 3B		C FF 92 C SL 84 S SL 83 0-3 K2-3 ③			F FF 93 C SL 82 X SL 82 0-2 F7 ① 1-2 2-3			3	0	1	0	0	1	2
65 Matt Hague, R (1, 3) OBP: 0.143, SLG: 0.143		F FF 93 F FF 93 F SL 87 D SL 84 B FF 94 S SL 84 2-3 K ①			F S FF 92 F SL 83 C FF 93 0-3 K ①		B FF 93 X FF 92 1-0 G6-3 ② 2-3 3-H			3	0	0	1	0	2	2
18 Neil Walker, S (1, 4) OBP: 0.143, SLG: 0.077		F SL 84 F FF 94 B FF 93 B SL 84 S SL 84 2-3 K ②			B CU 73 B CH 86 F FF 93 X FF 92 2-1 L6 ②		B FF 91 F SL 84 X FF 93 1-2 G4-3 ③			3	0	0	0	0	1	2
26 Rod Barajas, R (1, 2) OBP: 0.100, SLG: 0.200		B FF 95 F FF 94 B FF 94 X FF 94 2-1 F7 ③			B SL 84 F FF 92 X FF 92 1-1 F8 ③			F FC 90 C FF 93 F FC 95 F FC 95 S FC 95 0-3 K ①		3	0	0	0	0	1	1
12 Clint Barmes, R (1, 6)			C FF 92 S CU 73 S CU 73 0-3 K2-3 ①			B SL 82 C FF 92 B SL 81 X FF 91 2-1 G4-3 ①		S FC 93 S FC 91 F FC 93 B FF 95 B FC 94 S FC 94 2-3 K ②		3	0	0	0	0	2	0
29 Kevin Correia, R (1, 1) OBP: 0.500, SLG: 0.500 37 Juan Cruz, R (7, 1) 46 Garrett Jones, L (8, PH) 39 Jason Grilli, R (8, 1)			B FF 92 B FF 92 C FF 92 X FF 93 2-1 7 CS 1B			C FF 91 C FF 91 C SL 83 0-3 K ②		B FC 92 S FC 91 C FC 90 X FC 96 1-2 G4-3 ③		2 0 1 0	0 0 0 0	1 0 0 0	0 0 0 0	1 0 0 0	0 0 0 0	0 0 0 0
Inning Stats	R: 0 E: 0 K: 1 S: 12 H: 0 LOB: 0 BB: 0 P: 17	R: 0 E: 0 K: 2 S: 11 H: 1 LOB: 1 BB: 0 P: 18	R: 0 E: 0 K: 1 S: 8 H: 1 LOB: 0 BB: 0 P: 10	R: 0 E: 0 K: 1 S: 8 H: 0 LOB: 0 BB: 0 P: 9	R: 0 E: 0 K: 1 S: 8 H: 0 LOB: 0 BB: 0 P: 11	R: 0 E: 0 K: 1 S: 7 H: 0 LOB: 0 BB: 0 P: 10	R: 1 E: 0 K: 0 S: 11 H: 2 LOB: 1 BB: 0 P: 13	R: 0 E: 0 K: 2 S: 12 H: 0 LOB: 0 BB: 0 P: 15	R: 0 E: 0 K: 1 S: 8 H: 1 LOB: 0 BB: 0 P: 10	1B: 4 2B: 0 3B: 1 HR: 0	SF: 0 SAC: 0 DP: 1 HBP: 0			WP: 0 PB: 0 SB: 0 CS: 1	PA: 31		

TOP

Pittsburgh Pirates @ Los Angeles Dodgers

Dodger Stadium, Los Angeles, CA

Tue Apr 10 2012, 1:17 PM - 3:40 PM PDT

Att. 56,000 - Sunny - 67 F

livebaseballscorecards.com

AB	30
R	1
H	5
RBI	1
BB	0
SO	10
LOB	9

PITCHER		IP	WLS	BF	H	R	ER	SO	BB	IBB	HBP	BLK	WP	HR	S	P	ERA	WHIP
22 Clayton Kershaw, L ERA: 0.9	(1, 1)	7.0		24	4	1	1	7	0	0	0	0	0	0	65	88	1.29	0.571
74 Kenley Jansen, R ERA: 4.5	(8, 1)	1.0	W	3	0	0	0	2	0	0	0	0	0	0	12	15	0.00	0.000
54 Javy Guerra, R ERA:	(9, 1)	1.0	S	3	1	0	0	1	0	0	0	0	0	0	8	10	0.00	1.000

PITCHER	IP	WLS	BF	H	R	ER	SO	BB	IBB	HBP	BLK	WP	HR	S	P	ERA	WHIP

Batter	1	2	3	4	5	6	7	8	9	AB	R	H	RBI	BB	SO	LOB
9 Dee Strange-Gordon, L (1, 6) OBP: 0.333, SLG: 0.286	L FF 89 X FF 90 0-1 14 G4-3 14 S 27 G6-3 1B		C FF 90 B CH 87 F CH 85 F CU 77 F SL 87 X CH 86 1-2 ① G6-3		F CH 86 B FC 89 B SL 87 B CH 86 B FF 90 4-1 14 FC5-4 BB		D FC 88 F CH 84 F FC 87 C SL 78 1-3 ③ K			3	1	1	0	1	1	2
14 Mark Ellis, R (1, 4) OBP: 0.273, SLG: 0.263	B SI 88 B FF 87 S SI 89 C SL 87 B FF 88 X FF 88 3-2 ① G4-3 1-3		B FF 88 B FF 91 T SI 89 S FF 90 F FF 91 B FF 92 X SI 89 3-2 ② G5-3		X FF 89 0-0 ③ FC5-4 1-2f			C FF 93 F SL 82 B FF 94 B FF 94 F SL 82 F FF 94 C FF 95 2-3 ① K		4	0	0	0	0	1	3
27 Matt Kemp, R (1, 8) OBP: 0.318, SLG: 0.667	X FF 92 0-0 ② G6-3 3-H		C FF 92 B SL 87 X SL 87 1-1 ③ G5-3			B SI 90 C SI 90 F SI 90 S SL 88 1-3 ① K		S SL 84 S SL 84 S SL 82 0-3 ② K		4	0	0	1	0	2	0
16 Andre Ethier, L (1, 9) OBP: 0.381, SLG: 0.842	B SI 91 C SI 90 S SI 90 B SI 91 T SI 91 2-2 ③ K			B FF 90 X SI 90 1-0 21 G5-4-3 1B		B SL 88 F FC 88 X FC 89 1-1 ② G4-3		B SL 83 B FF 93 C FF 93 X SL 82 2-1 HR		4	1	2	1	0	1	0
21 Juan Rivera, R (1, 7) OBP: 0.316, SLG: 0.333 54 Javy Guerra, R (9, 1)		C FF 90 F SI 89 X SI 91 0-2 ① P4		C SL 87 D CU 77 X CU 76 1-1 ①② G5-4-3 1-2f		C FF 89 B FF 89 F FF 90 F SL 88 B SL 88 X SL 87 2-2 ③ F8		C SL 83 F FF 95 F SL 83 X FF 94 0-2 ③ G4-3		4 0	0 0	0 0	0 0	0 0	0 0	1 0
7 James Loney, L (1, 3)		F FC 89 B SL 88 B FF 91 B FF 90 B FF 90 4-1 17 F9 5 1B BB		X CH 86 0-0 ③ G5-3			B FF 94 X CH 83 1-0 ① F8			2	0	0	0	1	0	0
5 Juan Uribe, R (1, 5) OBP: 0.313, SLG: 0.267		X SL 86 0-0 22 FC4-6 1-2 1B		C SI 90 F CU 76 B SI 90 B SI 90 F CU 76 X SI 91 2-2 22 SH1-4 1B			C FC 88 F SL 80 X FC 89 0-2 3 1B 1B			3	0	3	0	0	0	0
17 A.J. Ellis, R (1, 2) OBP: 0.438, SLG: 0.500		C SI 89 D SL 86 X SL 86 1-1 ② F9 2-3			B FF 87 C SI 91 C SI 90 B SI 90 F SI 90 S SI 90 2-3 ① K		C FC 88 C FF 94 B FC 88 B FC 87 S FC 88 2-3 ② K			3	0	0	0	0	2	4
22 Clayton Kershaw, L (1, 1) OBP: 0.500, SLG: 0.500 3 Adam Kennedy, L (7, PH) OBP: 0.200, SLG: 0.200 74 Kenley Jansen, S (8, 1) 10 Tony Gwynn Jr., L (9, 7)		X SI 90 0-0 ③ FC4-6 1-2f			X CH 88 0-0 ② SH1-4 1-2		B FF 92 C SL 76 X FC 89 1-1 1-3 1B			1 1 0 0	0 0 0 0	0 1 0 0	0 0 0 0	0 0 0 0	0 0 0 0	2 0 0 0
Inning Stats	R: 1 E: 0 K: 1 S: 9 H: 1 LOB: 0 BB: 0 P: 14	R: 0 E: 0 K: 0 S: 8 H: 1 LOB: 2 BB: 1 P: 13	R: 0 E: 0 K: 0 S: 11 H: 0 LOB: 0 BB: 0 P: 16	R: 0 E: 0 K: 0 S: 4 H: 1 LOB: 0 BB: 0 P: 6	R: 0 E: 0 K: 1 S: 11 H: 1 LOB: 2 BB: 1 P: 19	R: 0 E: 0 K: 1 S: 9 H: 0 LOB: 0 BB: 0 P: 13	R: 0 E: 0 K: 2 S: 12 H: 2 LOB: 2 BB: 0 P: 17	R: 1 E: 0 K: 2 S: 14 H: 1 LOB: 0 BB: 0 P: 18		1B: 6 2B: 0 3B: 0 HR: 1	SF: 0 SAC: 1 DP: 1 HBP: 0			WP: 0 PB: 0 SB: 1 CS: 0	PA: 32	

PITCHER		IP	WLS	BF	H	R	ER	SO	BB	IBB	HBP	BLK	WP	HR	S	P	ERA	WHIP
29 Kevin Correia, R ERA: 1.5	(1, 1)	6.0		23	4	1	1	3	2	0	0	0	0	0	52	81	1.50	1.000
37 Juan Cruz, R ERA:	(7, 1)	1.0		5	2	0	0	2	0	0	0	0	0	0	12	17	0.00	2.000
39 Jason Grilli, R ERA: 4.5	(8, 1)	1.0	L	4	1	1	1	2	0	0	0	0	0	1	14	18	9.00	1.000

PITCHER	IP	WLS	BF	H	R	ER	SO	BB	IBB	HBP	BLK	WP	HR	S	P	ERA	WHIP

BOTTOM

Pittsburgh Pirates @ Los Angeles Dodgers

Dodger Stadium, Los Angeles, CA

Tue Apr 10 2012, 1:17 PM - 3:40 PM PDT

Att. 56,000 - Sunny - 67 F

livebaseballscorecards.com

AB	29
R	2
H	7
RBI	2
BB	2
SO	7
LOB	12

Batter	1	2	3	4	5	6	7	8	9	AB	R	H	RBI	BB	SO	LOB
7 Alex Presley, L (1, 7) OBP: 0.333, SLG: 0.333	C FF 92 X FF 92 0-1 ① P6		X FF 91 0-0 ② B5-3			C FF 92 S FC 85 S FF 92 0-3 ① K		B FC 90 B FC 89 C FC 90 B FC 91 X FC 90 3-1 1B		4	0	1	0	0	1	0
2 Nate McLouth, L (1, 9) OBP: 0.333, SLG: 0.200	C FF 92 F SI 91 B FF 92 F FF 93 X FC 86 1-2 ② G4-3		B SL 78 X SI 90 1-0 ③ F8			B FC 87 C FF 92 X SL 76 1-1 18 L6-4 22 1B 1B		C FC 90 B FC 91 S FC 90 C FC 92 1-3 ③ K		4	0	1	0	0	1	1
22 Andrew McCutchen, R (1, 8) OBP: 0.381, SLG: 0.368	B FF 91 C FF 93 B CH 85 B FF 92 X SI 91 3-1 ③ L4			B CH 84 C FF 92 F FF 92 B FF 92 C FC 89 2-3 ① K		1 SAFE 1 SAFE X SI 91 0-0 1-2 1B			B FF 92 F FF 90 X FF 93 1-1 ① P6	4	0	1	0	0	1	0
18 Neil Walker, S (1, 4) OBP: 0.111, SLG: 0.059		B SL 73 S FF 91 X FF 91 1-1 ① G4-3		C CH 84 B FC 88 F FF 91 B FC 89 B FF 93 X FF 93 3-2 ② G1-3		B FF 92 X CH 85 1-0 ② ③ L6-4 2-2			C FF 90 B CU 79 B FF 93 X FF 92 2-1 ② F8	4	0	0	0	0	0	2
46 Garrett Jones, L (1, 3) OBP: 0.182, SLG: 0.273		B SL 76 B SL 76 C SI 90 B SI 91 S FF 92 F FF 92 F SI 91 X FF 92 3-2 1B		S FF 93 F FC 88 B FF 92 X FC 87 1-2 2B			X FC 87 0-0 ① L3		B SL 89 C FF 92 S FF 93 F FF 94 F FF 93 S SL 87 1-3 ③ K	4	0	2	0	0	1	0
26 Rod Barajas, R (1, 2) OBP: 0.077, SLG: 0.154		C FF 93 C SI 91 F FC 86 F FF 93 F FC 87 S SL 82 0-3 ② K		X FF 93 0-0 ③ F9			B FF 92 C FC 88 C CU 78 X SI 92 1-2 ② F7			3	0	0	0	0	1	2
24 Pedro Alvarez, L (1, 5) OBP: 0.111, SLG: 0.444		1 SAFE X CU 67 0-0 ③ F9			C SI 89 S FC 85 B FF 92 S FF 92 1-3 ① K		B CU 76 X CH 82 1-0 ③ L4			3	0	0	0	0	1	1
12 Clint Barmes, R (1, 6) OBP: 0.125, SLG: 0.267			X FF 90 0-0 HR		C FF 90 F SL 76 F FC 85 B FF 90 X SL 78 1-2 ② G5-3			C FC 90 S FF 91 F FC 92 F FC 93 B FC 94 S FC 94 1-3 ① K		3	1	1	1	0	1	0
45 Erik Bedard, L (1, 1) 30 Chris Resop, R (6, 1) 44 Tony Watson, L (6, 1) 47 Evan Meek, R (7, 1) 36 Yamaico Navarro, R (8, PH) 48 Jared Hughes, R (8, 1)			C FF 90 S FF 90 B FF 92 X SL 78 1-2 ① G4-3		B SI 91 B FF 91 C FF 90 C FF 90 X FF 91 2-2 ③ F7			C FC 92 S SL 83 C FC 94 0-3 ② K		2 0 0 0 1 0	0 0 0 0 0 0	0 0 0 0 0 0	0 0 0 0 0 0	0 0 0 0 1 0	0 0 0 0 0 0	0 0 0 0 0 0
Inning Stats	R: 0 E: 0 K: 0 S: 8 H: 0 LOB: 0 BB: 0 P: 12	R: 0 E: 0 K: 1 S: 14 H: 1 LOB: 1 BB: 0 P: 18	R: 1 E: 0 K: 0 S: 6 H: 1 LOB: 0 BB: 0 P: 8	R: 0 E: 0 K: 1 S: 10 H: 1 LOB: 1 BB: 0 P: 16	R: 0 E: 0 K: 1 S: 10 H: 0 LOB: 0 BB: 0 P: 14	R: 0 E: 0 K: 1 S: 7 H: 2 LOB: 1 BB: 0 P: 9	R: 0 E: 0 K: 0 S: 5 H: 0 LOB: 0 BB: 0 P: 7	R: 0 E: 0 K: 3 S: 13 H: 1 LOB: 1 BB: 0 P: 18	R: 0 E: 0 K: 1 S: 9 H: 0 LOB: 0 BB: 0 P: 13	1B: 4 2B: 2 3B: 0 HR: 1 SF: 0 SAC: 0 DP: 1 HBP: 0						

PITCHER		IP	WLS	BF	H	R	ER	SO	BB	IBB	HBP	BLK	WP	HR	S	P	ERA	WHIP
58 Chad Billingsley, R ERA: 0.63	(1, 1)	6.0	W	22	5	1	1	4	0	0	0	0	0	1	55	77	1.50	0.833
55 Matt Guerrier, R ERA:	(7, 1)	1.0	H	3	0	0	0	0	0	0	0	0	0	0	5	7	0.00	0.000
74 Kenley Jansen, R ERA: 3.6	(8, 1)	1.0	H	4	1	0	0	3	0	0	0	0	0	0	13	18	0.00	1.000
54 Javy Guerra, R ERA:	(9, 1)	1.0	S	3	0	0	0	1	0	0	0	0	0	0	9	13	0.00	0.000

PITCHER	IP	WLS	BF	H	R	ER	SO	BB	IBB	HBP	BLK	WP	HR	S	P	ERA	WHIP

TOP

Pittsburgh Pirates @ Los Angeles Dodgers

Dodger Stadium, Los Angeles, CA

Wed Apr 11 2012, 7:11 PM - 9:57 PM PDT

Att. 29,729 - Partly Cloudy - 58 F

livebaseballscorecards.com

AB	32
R	1
H	6
RBI	1
BB	0
SO	8
LOB	6

1B: 4	SF: 0	WP: 0	PA: 32
2B: 2	SAC: 0	PB: 0	
3B: 0	DP: 1	SB: 0	
HR: 1	HBP: 0	CS: 0	

Batter	1	2	3	4	5	6	7	8	9	AB	R	H	RBI	BB	SO	LOB
9 Dee Strange-Gordon, L (1, 6) OBP: 0.310, SLG: 0.308	C FS 85 X FF 86 0-1 B5-3		X FC 86 0-0 ② P6		B FC 89 C FF 91 B FC 89 S FF 90 F FC 90 X SI 92 2-2 ② G5-3		C SI 91 C SL 84 X SI 91 0-2 27 K2-3 21 1B 2B	B SI 93 C SI 92 B SI 93 F SI 93 B SI 93 X SI 92 3-2 E5 14 S		5	1	1	0	0	0	0
14 Mark Ellis, R (1, 4) OBP: 0.296, SLG: 0.261	X FF 87 0-0 ② 1B		B FC 87 C FC 87 B SI 91 B CU 74 B FF 85 4-1 27 1B 21 1B BB		C CU 75 F FF 91 S CU 77 0-3 ③ K		C FF 89 F FF 91 S CU 78 0-3 ① K	1 SAFE 1 SAFE C SI 93 B SI 93 2 SAFE B SI 93 B SI 93 C SI 93 X SL 86 3-2 ③ G1-3 1-2		4	1	1	0	1	2	2
27 Matt Kemp, R (1, 8) OBP: 0.385, SLG: 0.720	B FF 85 C CU 73 X FF 87 1-1 21 BLK 2B		D CH 78 B CH 77 C FF 89 S CU 75 D CH 79 F CU 76 X FF 91 3-2 21 1B 1-2 1B			C SI 88 B CU 76 F SI 90 B SI 90 F SI 91 X FF 92 2-2 21 1B 16 1B 1B	D CU 79 B FF 90 D CU 78 C FF 91 F CU 80 S CU 81 3-3 ② K2-3 2-3			4	1	3	0	0	1	1
21 Juan Rivera, R (1, 3) OBP: 0.391, SLG: 0.409 (7, 7) 74 Kenley Jansen, S (8, 1) 54 Javy Guerra, R (9, 1)	D CU 73 B CH 75 C CU 74 X FC 88 2-1 ③ F8 2-3		C FF 90 X FF 91 0-1 1-3 2-H 1B			B CU 76 C CU 75 X CU 76 1-1 5 G6-3 16 1B 1-2 1B	B FF 93 X FF 93 1-0 16 1B 10 1B 3-H 1B			4 0 0	1 0 0	3 0 0	2 0 0	0 0 0	0 0 0	1 0 0
16 Andre Ethier, L (1, 9) OBP: 0.400, SLG: 0.783		B FF 86 F FF 88 B CU 75 X SI 89 2-1 ① F7	C SI 90 F SI 88 X CU 77 0-2 ③ G4-3			D CU 77 B CU 77 B FF 91 C FF 90 X FF 90 3-1 5 G6-3 1-2 2-H 1B	X FF 92 0-0 12 FC5 10 1B 1-2 1B			4	0	2	1	0	0	2
6 Jerry Hairston, R (1, 7) OBP: 0.455, SLG: 0.444 (7, 5) 10 Tony Gwynn Jr., L (7, PH) OBP: 0.200, SLG: 0.200 (8, 7)		C FF 88 X SI 89 0-1 1B	B CU 73 C CU 74 X CU 74 1-1 ① G3-1			B SI 91 C SI 91 X SI 92 1-1 ① F9	D CU 77 X FF 91 1-0 12 FC5 1-2 2-H 1B			3 1	0 0	1 1	0 1	0 0	0 0	2 0
5 Juan Uribe, R (1, 5) OBP: 0.263, SLG: 0.222 55 Matt Guerrier, R (7, 1) 12 Justin Sellers, R (7, PH) (8, 5)		C FF 88 D CH 75 F CH 75 F SI 88 D CU 74 X CU 77 2-2 ② F8	B CH 77 C FF 89 F FF 90 B SI 91 F SI 91 X FC 90 2-2 ② P3			S SL 86 C SI 92 X SL 84 0-2 ② G6-3 1-2 2-3	B FF 92 F FF 90 S FF 92 X CU 79 1-2 ③ FC5 1-2 2-3f			3 0 1	0 0 0	0 0 0	0 0 0	0 0 0	0 0 0	3 0 2
17 A.J. Ellis, R (1, 2) OBP: 0.400, SLG: 0.400		C FF 89 B FF 90 B SI 90 C CH 76 C CU 76 2-3 ③ K	C CH 77 C CU 76 B SI 90 X CU 75 1-2 ③ G1-3			I IN 74 I IN 74 I IN 74 I IN 73 4-0 IBB		B SI 93 F SI 93 F SI 92 B CH 87 S SI 94 2-3 ① K		3	0	0	0	1	2	1
58 Chad Billingsley, R (1, 1) 7 James Loney, L (6, PH) (7, 3)			C FF 87 C CU 74 S CU 75 0-3 ① K		C FF 87 B FF 91 B CU 73 X FC 87 2-1 ① F9	F SI 91 B SI 93 X SL 85 1-1 ③ P5		B SI 93 B SI 94 X SI 93 2-0 ② G6-3		2 2	0 0	0 0	0 0	0 0	1 0	0 3
Inning Stats	R: 0 E: 0 K: 0 S: 7 H: 2 LOB: 1 BB: 0 P: 10	R: 0 E: 0 K: 1 S: 11 H: 1 LOB: 1 BB: 0 P: 17	R: 1 E: 0 K: 1 S: 14 H: 2 LOB: 2 BB: 1 P: 21	R: 0 E: 0 K: 0 S: 9 H: 0 LOB: 0 BB: 0 P: 13	R: 0 E: 0 K: 1 S: 9 H: 0 LOB: 0 BB: 0 P: 13	R: 1 E: 0 K: 0 S: 15 H: 3 LOB: 3 BB: 1 P: 27	R: 2 E: 0 K: 2 S: 15 H: 4 LOB: 2 BB: 0 P: 21	R: 0 E: 1 K: 1 S: 10 H: 0 LOB: 1 BB: 0 P: 20		1B: 10 2B: 2 3B: 0 HR: 0 SF: 0 SAC: 0 DP: 0 HBP: 0				WP: 0 PB: 0 SB: 1 CS: 0 PA: 38		

BOTTOM

Pittsburgh Pirates @ Los Angeles Dodgers

Dodger Stadium, Los Angeles, CA

Wed Apr 11 2012, 7:11 PM - 9:57 PM PDT

Att. 29,729 - Partly Cloudy - 58 F

livebaseballscorecards.com

AB	36
R	4
H	12
RBI	4
BB	2
SO	6
LOB	17

PITCHER		IP	WLS	BF	H	R	ER	SO	BB	IBB	HBP	BLK	WP	HR	S	P	ERA	WHIP
45 Erik Bedard, L ERA: 2.25	(1, 1)	5.0	L	23	8	2	2	3	1	0	0	1	0	0	58	88	3.60	1.800
30 Chris Resop, R ERA:	(6, 1)	0.2		3	0	0	0	0	0	1	0	0	0	0	5	10	0.00	0.000
44 Tony Watson, L ERA: 6.75	(6, 1)	0.1		2	1	1	1	0	0	0	0	0	0	0	5	6	27.00	3.000
47 Evan Meek, R ERA: 4.5	(7, 1)	1.0		6	3	1	1	2	0	0	0	0	0	0	12	18	9.00	3.000
48 Jared Hughes, R ERA:	(8, 1)	1.0		4	0	0	0	1	0	0	0	0	0	0	10	20	0.00	0.000

PITCHER	IP	WLS	BF	H	R	ER	SO	BB	IBB	HBP	BLK	WP	HR	S	P	ERA	WHIP

Batter	1	2	3	4	5	6	7	8	9	AB	R	H	RBI	BB	SO	LOB
31 Jose Tabata, R (1, 9) OBP: 0.227, SLG: 0.190	C SI 86 B CU 77 S CH 79 C SI 90 1-3 ① K		B CH 79 B SI 87 C SI 86 B CU 76 C SI 86 X SI 86 3-2 ② L6		B CH 78 B CH 78 C SI 88 H SL 82 3-1 HBP		B SL 84 B SL 83 C FF 92 S SL 84 B SL 84 X FF 92 3-2 18 G1-6-3 1B			3	0	1	0	0	1	0
5 Josh Harrison, R (1, 4) OBP: 0.400, SLG: 0.500 18 Neil Walker, S (7, PH) OBP: 0.105, SLG: 0.056 (7, 4)	C SI 89 F FC 83 B SI 91 C SI 90 1-3 ② K		F FC 83 F SL 84 X SI 90 0-2 ③ F8		X SI 88 0-0 ③ L7		F SI 91 1 SAFE B SI 89 1 SAFE X SI 90 1-1 ①② G1-6-3 1-2f			3 1	0 0	0 0	0 0	0 0	1 0	1 1
22 Andrew McCutchen, R (1, 8) OBP: 0.480, SLG: 0.500	F SL 79 B CH 81 F CH 80 B SI 91 B SI 90 X CH 79 3-2 14 1B 1B	B SL 81 B SI 88 X SI 88 2-0 36 F9 2B		X SI 86 0-0 14 1B 36 SF7 1B	C FF 92 B FF 92 B SL 83 B SL 82 B SL 84 4-1 14 CS BB				3	1	3	0	1	0	0
14 Casey McGehee, R (1, 3) OBP: 0.385, SLG: 0.692	1 SAFE B SI 88 F SL 81 1 SAFE X CH 79 1-1 1-2 1B	B SI 87 X SL 82 1-0 ① G5-3	D CU 76 F SL 81 1 SAFE X SI 86 1-1 24 FC4-6 12 1B 1-3 1B	C SI 92 B FF 91 1-1 ③ CS 1-2	F FF 91 C CU 78 F CU 78 B FC 87 X FC 88 1-2 ① G4-3				4	0	2	0	0	0	1
36 Yamaico Navarro, R (1, 7) 7 Alex Presley, L (7, 7) OBP: 0.318, SLG: 0.318	X CU 77 0-0 ③ P6	C SI 83 2 SAFE D CH 78 F CU 77 X SI 90 1-2 ② F9 2-3	1 SAFE F CH 78 F SL 83 F CH 79 1 SAFE B SI 88 X CH 79 1-2 ① SF7 3-H	C FC 87 S CU 77 B FF 91 F FC 87 F CU 78 X FF 91 1-2 ② G3					2 1	0 0	0 0	1 0	0 0	0 0	3 0
12 Clint Barmes, R (1, 6) OBP: 0.150, SLG: 0.263	C CU 74 S CH 78 S CH 79 0-3 ① K	F SL 82 B SI 90 D CH 80 X SI 89 2-1 ③ G6-3	S SI 92 F SI 94 X SI 94 0-2 24 FC4-6 1-2 1B	F FC 86 F FC 87 F FC 87 S CU 78 0-3 ③ K					4	0	1	0	0	2	1
24 Pedro Alvarez, L (1, 5) OBP: 0.077, SLG: 0.308	B SL 81 C SI 87 B CU 75 C SI 87 C SI 88 2-3 ② K	C CU 76 S SL 83 F SI 89 S SL 84 0-3 ① K2-3	X SI 92 0-0 ② FC4-6 55 BB 1-2f 2-3	C CU 78 C SL 90 B FF 94 C FF 94 1-3 ① K					4	0	0	0	0	3	2
55 Michael McKenry, R (1, 2) OBP: 0.429, SLG: 0.833 2 Nate McLouth, L (9, PH) OBP: 0.286, SLG: 0.167	B SI 88 B CH 78 B SI 86 C SI 86 C SI 88 C SI 87 3-3 ③ K	F SI 88 B SI 90 B CH 80 X SI 88 2-1 HR	B SI 94 B SI 94 C SI 93 B SI 94 S SI 93 F SI 94 F SI 94 B SI 95 4-2 1-2 BB	B SL 89 B SL 88 C FF 93 X FF 93 2-1 ② G4-3					2 1	1 0	1 0	1 0	1 0	1 0	0 0
27 Jeff Karstens, R (1, 1) 46 Garrett Jones, L (6, PH) OBP: 0.182, SLG: 0.273 65 Matt Hague, R (6, PH) OBP: 0.125, SLG: 0.125 30 Chris Resop, R (6, 1) 39 Jason Grilli, R (8, 1) 26 Rod Barajas, R (9, PH) OBP: 0.071, SLG: 0.143		C SI 85 X SI 88 0-1 ① G4-3	C SI 87 F SL 83 C SI 89 0-3 ② K	B FF 92 X FF 91 1-0 ③ L8			B FF 94 S FF 94 X FF 94 1-1 ③ P6		2 0 1 0 0 1	0 0 0 0 0 0	0 0 0 0 0 0	0 0 0 0 0 0	1 0 0 0 0 0	0 0 3 0 0 0	0 0 0 0 0 0
Inning Stats	R: 0 H: 2 E: 0 LOB: 2 K: 2 BB: 0 S: 12 P: 18	R: 0 H: 0 E: 0 LOB: 0 K: 3 BB: 0 S: 9 P: 14	R: 0 H: 0 E: 0 LOB: 0 K: 0 BB: 0 S: 8 P: 11	R: 0 H: 1 E: 0 LOB: 1 K: 0 BB: 0 S: 7 P: 13	R: 1 H: 1 E: 0 LOB: 1 K: 2 BB: 0 S: 11 P: 16	R: 1 H: 3 E: 0 LOB: 3 K: 0 BB: 1 S: 16 P: 23	R: 0 H: 1 E: 0 LOB: 0 K: 0 BB: 1 S: 7 P: 16	R: 0 H: 0 E: 0 LOB: 0 K: 1 BB: 0 S: 13 P: 15	R: 0 H: 0 E: 0 LOB: 0 K: 1 BB: 0 S: 7 P: 11	1B: 6 2B: 1 3B: 0 HR: 1	SF: 1 SAC: 0 DP: 1 HBP: 1	WP: 0 PB: 0 SB: 0 CS: 1	PA: 37			

PITCHER		IP	WLS	BF	H	R	ER	SO	BB	IBB	HBP	BLK	WP	HR	S	P	ERA	WHIP
35 Chris Capuano, L ERA: 5.4	(1, 1)	5.1	W	23	6	2	2	7	0	0	1	0	0	1	54	81	3.38	1.125
66 Mike MacDougal, R ERA: 3.86	(6, 1)	0.1	H	3	1	0	0	0	1	0	0	0	0	0	8	12	0.00	6.000
57 Scott Elbert, L ERA: 10.8	(6, 1)	0.1	H	1	0	0	0	0	0	0	0	0	0	0	1	2	0.00	0.000
52 Josh Lindblom, R ERA:	(7, 1)	1.0	H	3	1	0	0	0	1	0	0	0	0	0	7	16	0.00	2.000
55 Matt Guerrier, R ERA:	(8, 1)	1.0	H	3	0	0	0	1	0	0	0	0	0	0	13	15	0.00	0.000

PITCHER		IP	WLS	BF	H	R	ER	SO	BB	IBB	HBP	BLK	WP	HR	S	P	ERA	WHIP
54 Javy Guerra, R ERA:	(9, 1)	1.0	S	3	0	0	0	1	0	0	0	0	0	0	7	11	0.00	0.000

TOP

Pittsburgh Pirates @ Los Angeles Dodgers

Dodger Stadium, Los Angeles, CA

Thu Apr 12 2012, 7:12 PM - 9:49 PM PDT

Att. 28,328 - Overcast - 57 F

livebaseballscorecards.com

AB	32
R	2
H	8
RBI	2
BB	2
SO	9
LOB	12

Batter	1	2	3	4	5	6	7	8	9	AB	R	H	RBI	BB	SO	LOB
9 Dee Strange-Gordon, L (1, 6) OBP: 0.273, SLG: 0.267	B SI 87 F SI 88 B SI 88 X CH 82 2-1 F9 ①	B SL 78 X CH 84 1-0 F8 ②		B SI 90 B SL 78 X SI 86 2-0 F7 ③		X SL 86 0-0 G4-3 ③				4	0	0	0	0	0	3
14 Mark Ellis, R (1, 4) OBP: 0.323, SLG: 0.296	C SI 88 F SI 89 B SL 79 X SI 89 1-2 27 2B 21 SF7 1B	B FF 89 C SI 87 F SL 79 X CU 71 1-2 F8 ③			B SI 87 F SI 87 B CU 71 X CH 85 2-1 27 1B 1B		C SI 91 C SI 91 B SI 93 B CU 79 F SI 93 B FF 90 X FF 91 3-2 P5 ①			4	1	2	0	0	0	0
27 Matt Kemp, R (1, 8) OBP: 0.400, SLG: 0.724	1 SAFE C SL 79 1 SAFE X CU 68 0-1 7 1B 1-3 2B		F SI 89 S SI 91 B FF 91 F FF 91 B SL 80 F FF 89 S SL 78 2-3 K ①		X SI 90 0-0 1-2 1B		C FF 92 X SL 86 0-1 G6-3 ②			4	1	2	0	0	1	0
16 Andre Ethier, L (1, 9) OBP: 0.379, SLG: 0.692	H SI 89 1-0 7 1B 5 1B HBP		C CU 70 X CH 81 0-1 F8 ②		C CU 71 S CH 81 B SI 91 B SI 88 F CH 81 S SI 91 2-3 K ①		B SL 87 F SL 86 S CU 80 B FF 93 X CU 79 2-2 G3-1 ③			3	1	0	0	0	1	2
21 Juan Rivera, R (1, 7) OBP: 0.333, SLG: 0.360 54 Javy Guerra, R (9, 1)	X CU 71 0-0 SF7 ② 3-H		C FF 90 X CU 69 0-1 G5-3 ③		B SI 90 X CH 79 1-0 F9 ②			C FF 92 B SL 82 X FF 92 1-1 G5-3 ①		3 0	0 0	0 0	1 0	0 0	0 0	2 0
7 James Loney, L (1, 3) OBP: 0.136, SLG: 0.050	B SI 90 X SI 89 1-0 5 1B 1-2 2-H 1B			C CU 70 X CU 69 0-1 G3 ①	B CH 82 X CU 71 1-0 G4-3 ③			C SL 81 S FF 92 X FF 92 0-2 G6-3 ②		4	0	1	1	0	0	2
5 Juan Uribe, R (1, 5) OBP: 0.304, SLG: 0.273	X SL 82 0-0 1-2 2-H 1B			X SI 89 0-0 G6-3 ②		F SI 92 F CU 78 B FF 93 X SL 86 1-2 3 G3 17 SH1-4 1B		B SL 82 C SL 81 F FF 93 S SL 83 1-3 K ③		4	0	2	1	0	1	0
17 A.J. Ellis, R (1, 2) OBP: 0.409, SLG: 0.412	C SI 91 F SI 90 X SL 78 0-2 F9 ③			C SI 85 C SI 89 X CU 71 0-2 35 BB 1B		X FF 91 0-0 SH1-4 ① 1-2				2	0	1	0	0	0	2
35 Chris Capuano, L (1, 1) 66 Mike MacDougal, S (6, 1) 57 Scott Elbert, L (6, 1) 3 Adam Kennedy, L (6, PH) OBP: 0.167, SLG: 0.167 52 Josh Lindblom, R (7, 1) 55 Matt Guerrier, R (8, 1) 10 Tony Gwynn Jr., L (9, 7) OBP: 0.200, SLG: 0.200		S SI 87 S SI 90 B SI 91 C CU 71 1-3 K ①		B SI 88 S SI 88 B SI 89 B CH 84 F SI 89 F SI 90 B SI 89 4-2 1-2 BB		S SL 86 X SL 88 0-1 G3 ② 2-3				1 0 0 1 0 0 0	0 0 0 0 0 0 0	0 0 0 0 0 0 0	1 0 0 0 0 0 0	1 0 0 0 0 0 0	0 0 0 1 0 0 0	0 0 0 1 0 0 0
Inning Stats	R: 3 E: 0 K: 0 S: 13 H: 4 LOB: 2 BB: 0 P: 18	R: 0 E: 0 K: 1 S: 7 H: 0 LOB: 0 BB: 0 P: 10	R: 0 E: 0 K: 1 S: 9 H: 0 LOB: 0 BB: 0 P: 11	R: 0 E: 0 K: 0 S: 11 H: 1 LOB: 2 BB: 1 P: 17	R: 0 E: 0 K: 1 S: 9 H: 2 LOB: 2 BB: 0 P: 15	R: 0 E: 0 K: 0 S: 7 H: 1 LOB: 1 BB: 0 P: 8	R: 0 E: 0 K: 0 S: 9 H: 0 LOB: 0 BB: 0 P: 14	R: 0 E: 0 K: 1 S: 8 H: 0 LOB: 0 BB: 0 P: 10		1B: 7 2B: 1 3B: 0 HR: 0	SF: 1 SAC: 1 DP: 0 HBP: 1			WP: 0 PB: 0 SB: 0 CS: 0	PA: 34	

PITCHER		IP	WLS	BF	H	R	ER	SO	BB	IBB	HBP	BLK	WP	HR	S	P	ERA	WHIP
27 Jeff Karstens, R ERA: 3.27	(1, 1)	5.0	L	24	7	3	3	3	1	0	1	0	0	0	49	71	5.40	1.600
30 Chris Resop, R ERA:	(6, 1)	2.0		7	1	0	0	0	0	0	0	0	0	0	16	22	0.00	0.500
39 Jason Grilli, R ERA: 3.0	(8, 1)	1.0		3	0	0	0	1	0	0	0	0	0	0	8	10	0.00	0.000

PITCHER	IP	WLS	BF	H	R	ER	SO	BB	IBB	HBP	BLK	WP	HR	S	P	ERA	WHIP

BOTTOM

Pittsburgh Pirates @ Los Angeles Dodgers

Dodger Stadium, Los Angeles, CA

Thu Apr 12 2012, 7:12 PM - 9:49 PM PDT

Att. 28,328 - Overcast - 57 F

livebaseballscorecards.com

AB	30
R	3
H	8
RBI	3
BB	1
SO	4
LOB	12

Pittsburgh Pirates @ San Francisco Giants

AT&T Park, San Francisco, CA

Fri Apr 13 2012, 1:37 PM - 3:46 PM PDT

Att. 41,138 - Cloudy - 53 F

TOP

livebaseballscorecards.com

Batter	1	2	3	4	5	6	7	8	9	AB	R	H	RBI	BB	SO	LOB
7 Alex Presley, L (1, 7) OBP: 0.269, SLG: 0.269	C FF 90 B FF 90 B CU 76 S FF 90 S FF 91 2-3 ① K			C SI 89 B CH 84 X FF 91 1-1 ① G5-3		F FF 90 C CH 84 B FF 91 B FF 91 B SL 85 S CH 86 3-3 ③ K			F SI 90 B FF 90 X CH 85 1-1 ③ G6-3	4	0	0	0	0	2	1
18 Neil Walker, S (1, 4) OBP: 0.091, SLG: 0.048	C FF 91 S CH 86 B FF 91 B CH 87 S CH 87 2-3 ② K			B CH 85 C CH 84 F SI 91 B CH 85 B FF 91 X CH 85 3-2 ② G3			F FF 89 B FF 88 F S 1-3 ① K			3	0	0	0	0	2	0
22 Andrew McCutchen, R (1, 8) OBP: 0.429, SLG: 0.440	X FF 91 0-0 ③ P4			S FF 91 F FF 91 F SL 85 B FF 92 X CU 80 1-2 ③ G6-3			B CH 84 B CU 77 B SL 83 C FF 89 X FF 90 3-1 ② G6-3			3	0	0	0	0	0	0
14 Casey McGehee, R (1, 3) OBP: 0.313, SLG: 0.563		B FF 88 X SL 83 1-0 ① F8			F CU 76 C CU 77 B FF 91 B CH 86 S FF 91 2-3 ① K		F CH 84 X FF 90 0-1 ③ F8			3	0	0	0	0	1	0
46 Garrett Jones, L (1, 9) OBP: 0.143, SLG: 0.214		C FF 89 C FF 90 B SL 85 B CH 86 S FF 91 2-3 ② K			B CH 86 S FF 91 F FF 91 F SL 86 F FF 92 S FF 92 1-3 ② K			B CH 84 F FF 90 F CH 85 S SL 85 1-3 ① K		3	0	0	0	0	3	0
26 Rod Barajas, R (1, 2) OBP: 0.059, SLG: 0.118		C FF 90 X SL 84 0-1 ③ G4-3			S FF 92 F FF 92 X FF 92 0-2 ③ G6-3			F FF 90 X SL 84 0-1 ② G5-3		3	0	0	0	0	0	0
24 Pedro Alvarez, L (1, 5) OBP: 0.063, SLG: 0.250			S CH 84 B FF 89 B FF 90 S CH 85 S CH 87 2-3 ① K			B FF 90 S CH 85 C FF 91 S CH 86 1-3 ① K		F CH 86 B FF 90 C FF 90 C SL 86 1-3 ③ K		3	0	0	0	0	3	0
5 Josh Harrison, R (1, 6) OBP: 0.250, SLG: 0.286			B FF 90 F FF 90 S SL 85 X FF 90 1-2 ② G6-3			C SL 85 F FF 91 X FF 91 0-2 ② F8			C FF 88 X CU 75 0-1 ① F8	3	0	0	0	0	0	0
53 James McDonald, L (1, 1) OBP: 0.250, SLG: 0.250			X FF 90 0-0 ③ F9			B CH 85 C FF 92 B FF 90 X FF 91 2-1 1B			B FF 89 C FF 90 B CU 75 C CU 81 X FF 91 2-2 ② G5-3	2	0	1	0	0	0	0
44 Tony Watson, L (6, 1)										0	0	0	0	0	0	0
47 Evan Meek, R (7, 1)										0	0	0	0	0	0	0
Joel Hanrahan, R (8, 1)										0	0	0	0	0	0	0
65 Matt Hague, R (9, PH) OBP: 0.111, SLG: 0.111										1	0	0	0	0	0	0
Inning Stats	R: 0 E: 0 K: 2 S: 7 H: 0 LOB: 0 BB: 0 P: 11	R: 0 E: 0 K: 1 S: 6 H: 0 LOB: 0 BB: 0 P: 9	R: 0 E: 0 K: 1 S: 7 H: 0 LOB: 0 BB: 0 P: 10	R: 0 E: 0 K: 0 S: 9 H: 0 LOB: 0 BB: 0 P: 14	R: 0 E: 0 K: 2 S: 11 H: 0 LOB: 0 BB: 0 P: 14	R: 0 E: 0 K: 2 S: 11 H: 1 LOB: 1 BB: 0 P: 17	R: 0 E: 0 K: 1 S: 7 H: 0 LOB: 0 BB: 0 P: 11	R: 0 E: 0 K: 2 S: 8 H: 0 LOB: 0 BB: 0 P: 10	R: 0 E: 0 K: 0 S: 7 H: 0 LOB: 0 BB: 0 P: 10	1B: 1 2B: 0 3B: 0 HR: 0	SF: 0 SAC: 0 DP: 0 HBP: 0						

	AB	28
	R	0
	H	1
	RBI	0
	BB	0
	SO	11
	LOB	1

WP: 0 PB: 0 SB: 0 CS: 0 PA: 28

PITCHER		IP	WLS	BF	H	R	ER	SO	BB	IBB	HBP	BLK	WP	HR	S	P	ERA	WHIP
18 Matt Cain, R	(1, 1)	9.0	W	28	1	0	0	11	0	0	0	0	0	0	73	106	0.00	0.111

ERA: 3.0

PITCHER	IP	WLS	BF	H	R	ER	SO	BB	IBB	HBP	BLK	WP	HR	S	P	ERA	WHIP

Batter	1	2	3	4	5	6	7	8	9	AB	R	H	RBI	BB	SO	LOB
16 Ángel Pagán, S (1, 8) OBP: 0.172, SLG: 0.185	C FF 89 X FF 90 0-1 ① P6		B SI 90 B CU 77 B FF 90 C FF 89 F FF 91 X FF 91 3-2 ② F8		L FF 90 B CU 73 B CH 80 X FF 89 2-1 ③ G4-3		C SI 91 X CU 77 0-1 ③ F7			4	0	0	0	0	0	0
53 Melky Cabrera, S (1, 7) OBP: 0.469, SLG: 0.621	B FF 90 B FF 91 B SI 90 C FF 91 X FF 91 3-1 28 2B 1B		F SI 91 B CH 83 B SL 78 B SI 90 B FF 90 4-1 BB			X CH 80 0-0 ① G4-3		F SL 86 B FF 94 F FF 95 X SL 83 1-2 17 WP 28 S 17 HR 1B		3	2	2	0	1	0	0
48 Pablo Sandoval, S (1, 5) OBP: 0.394, SLG: 0.667	1 SAFE X FF 90 0-0 ② F7		X SL 78 0-0 ③ F9			B FF 91 C FF 90 B SI 89 B CH 84 S FF 90 X SI 91 3-2 12 1B 2B		C FF 95 B FF 96 D SL 87 X FF 94 2-1 ① F7		4	1	1	0	0	0	3
28 Buster Posey, R (1, 2) OBP: 0.391, SLG: 0.500	B FF 90 1 SAFE X FF 90 1-0 17 1B 1-H 2B			B SL 77 B CU 77 F FF 89 B FF 90 B FF 89 4-1 BB		B SI 90 B CH 80 B FF 89 X FF 90 3-0 ② F9		C FF 95 B FF 95 B SL 86 F FF 96 F FF 96 F SL 86 C SL 87 2-3 ② K 1-2		3	1	1	1	1	1	2
17 Aubrey Huff, L (1, 3) OBP: 0.435, SLG: 0.556	B SL 77 B FF 90 X SI 90 2-0 ③ 2-H 1B			B SI 90 X FF 90 1-0 ① F8		I I IN 60 I IN 59 I IN 58 4-0 12 1B IBB		B FF 96 D SL 88 B FF 96 C FF 96 X FF 95 3-1 2-H HR		3	1	2	3	1	0	1
12 Nate Schierholtz, L (1, 9) OBP: 0.286, SLG: 0.769		B FF 90 F CH 82 B FF 90 B FF 90 X FF 91 3-1 35 CS 1B		F FF 90 B SI 89 D CU 74 F FF 90 F FF 90 X SL 78 2-2 ② F7		B CU 74 B FF 91 X FF 90 2-0 1-3 2-H 1B		X FF 94 0-0 ③ F8		4	0	2	1	0	0	1
35 Brandon Crawford, L (1, 6) OBP: 0.286, SLG: 0.462		S FF 89 C SL 78 X FF 91 0-2 ① ② F7 1-2		S FF 91 X CH 83 0-1 ③ F7		B SI 90 C SL 83 X SL 84 1-1 ③ G3				3	0	0	0	0	0	4
2 Emmanuel Burriss, S (1, 4) OBP: 0.273, SLG: 0.273		B SI 92 X FF 92 1-0 ③ F7			F FF 88 B CH 82 B SI 90 F FF 90 B FF 91 X SI 91 3-2 ① G3		B FF 88 X FF 88 1-0 ① G4-3			3	0	0	0	0	0	0
18 Matt Cain, R (1, 1)			C FF 88 B CU 74 S FF 91 B SI 90 B FF 90 X SI 89 3-2 ① L5		B FF 88 C SI 90 S FF 90 C CU 74 1-3 ② K		F FF 87 B FF 90 S FF 88 X CU 77 1-2 ② G6-3			3	0	0	0	0	1	0
Inning Stats	R: 2 E: 0 K: 0 S: 7 H: 3 LOB: 1 BB: 0 P: 13	R: 0 E: 0 K: 0 S: 6 H: 1 LOB: 0 BB: 0 P: 10	R: 0 E: 0 K: 0 S: 8 H: 0 LOB: 1 BB: 1 P: 18	R: 0 E: 0 K: 0 S: 8 H: 0 LOB: 1 BB: 1 P: 15	R: 0 E: 0 K: 1 S: 8 H: 0 LOB: 0 BB: 0 P: 14	R: 1 E: 0 K: 0 S: 8 H: 2 LOB: 2 BB: 1 P: 21	R: 0 E: 0 K: 0 S: 6 H: 0 LOB: 0 BB: 0 P: 8	R: 2 E: 0 K: 1 S: 13 H: 2 LOB: 0 BB: 0 P: 21		1B: 5 2B: 2 3B: 0 HR: 1	SF: 0 SAC: 0 DP: 0 HBP: 0		WP: 1 PB: 0 SB: 1 CS: 1	PA: 33		

PITCHER	IP	WLS	BF	H	R	ER	SO	BB	IBB	HBP	BLK	WP	HR	S	P	ERA	WHIP
53 James McDonald, R (1, 1) ERA: 3.86	5.2	L	24	6	3	3	1	2	1	0	0	0	0	43	88	4.76	1.412
44 Tony Watson, L (6, 1) ERA: 5.4	0.1		1	0	0	0	0	0	0	0	0	0	0	2	3	0.00	0.000
47 Evan Meek, R (7, 1) ERA: 3.0	1.0		3	0	0	0	0	0	0	0	0	0	0	6	8	0.00	0.000
Joel Hanrahan, R (8, 1) ERA: 6.0	1.0		5	2	2	2	1	0	0	0	0	1	1	13	21	18.00	2.000

PITCHER	IP	WLS	BF	H	R	ER	SO	BB	IBB	HBP	BLK	WP	HR	S	P	ERA	WHIP

BOTTOM

Pittsburgh Pirates @ San Francisco Giants

AT&T Park, San Francisco, CA

Fri Apr 13 2012, 1:37 PM - 3:46 PM PDT

Att. 41,138 - Cloudy - 53 F

livebaseballscorecards.com

AB	30
R	5
H	8
RBI	5
BB	3
SO	2
LOB	11

Batter	1	2	3	4	5	6	7	8	9	AB	R	H	RBI	BB	SO	LOB
7 Alex Presley, L (1, 7) OBP: 0.258, SLG: 0.258	C FF 84 F SL 76 B CU 72 B FC 80 B FF 84 X FC 79 3-2 ① F9	C FC 79 B SI 83 X CU 70 1-1 ③ G3			B SL 76 F FF 82 S FC 80 F SI 82 B FC 80 F CU 71 F FF 83 X CU 72 2-2 31 E 31 E 1B		X SI 84 0-0 ① F9		C SI 86 B CU 74 B SL 80 F SL 80 S SI 85 2-3 ③ K 1-2	5	1	1	0	0	1	1
31 Jose Tabata, R (1, 9) OBP: 0.192, SLG: 0.160	B SI 84 S CH 76 X CH 76 1-1 ② G6-3		C SI 82 B CU 71 C SL 78 S SL 78 1-3 ① K		F CH 77 B FC 79 1 SAFE X CH 76 1-1 E5 14 S 1-H		B CH 75 C SL 76 F SI 84 B SL 77 F CH 76 F FF 84 F CH 76 S CH 77 3-3 ② K			4	0	0	0	0	2	0
22 Andrew McCutchen, R (1, 8) OBP: 0.406, SLG: 0.414	S FC 80 F FC 80 B CH 75 X CU 72 1-2 14 1B 18 1B 1B		B SL 77 X SL 78 1-0 ② G5-3		B SL 78 X SL 79 1-0 ② L7		S FC 80 F FC 80 B FF 83 F FC 80 B FC 79 X FC 80 2-2 ③ P6			4	1	1	0	0	0	1
14 Casey McGehee, R (1, 3) OBP: 0.300, SLG: 0.500	B SI 84 C FC 80 B SL 79 X FC 79 2-1 26 BB 18 1B 1-3 1B		B SL 77 B CH 76 X CH 76 2-0 ③ G6-3		D CU 71 C SL 78 C CH 77 F FC 80 B SI 82 X FC 79 2-2 ③ G6-3 2-3			C SI 95 B FF 96 B FF 95 F FF 95 F FF 95 X SI 96 2-2 ① G6-3		4	1	1	0	0	0	1
26 Rod Barajas, R (1, 2) OBP: 0.095, SLG: 0.100	B CH 75 B CH 76 B FC 80 B SI 84 4-0 5 FC5 18 1B 1-2 BB			B CH 75 F SL 78 X CH 76 1-1 ① P6		B FC 80 X FC 79 1-0 ① F7		B SI 95 S SL 87 X FF 94 1-1 ② F7		3	0	0	0	1	0	0
18 Neil Walker, S (1, 4) OBP: 0.154, SLG: 0.120	D CU 70 X CH 76 1-0 5 FC5 1-2 2-H 3-H 1B			B F SL 78 B CU 69 C CU 70 C CU 71 2-3 ② K		C CU 70 C SI 84 F CU 72 B FF 82 B SL 78 F FF 83 B SI 84 X CH 75 3-2 12 E 1B		C SI 95 F FF 94 F FF 96 B KC 82 X FF 96 1-2 ③ F7		4	0	2	2	0	1	0
5 Josh Harrison, R (1, 5) OBP: 0.250, SLG: 0.455	2 SAFE C SL 79 X CH 77 0-1 ③ FC5 1-2 2-3f			B FF 82 F SL 78 F SI 83 X CU 71 1-2 3B		B FF 84 X FC 79 1-0 ② P4			F FF 94 B SL 88 X SI 95 1-1 ① F9	4	0	1	0	0	0	3
12 Clint Barmes, R (1, 6) OBP: 0.125, SLG: 0.217		C CU 67 B SL 77 X SL 78 1-1 ① P3		X FC 80 0-0 ③ G5-3		1 SAFE B FC 81 X SI 83 1-0 E5 1-2			C SI 94 B SL 89 S SL 88 F SI 94 S KC 82 1-3 ② K	4	0	0	0	0	1	2
50 Charlie Morton, R (1, 1) 36 Yamaico Navarro, R (6, PH) 44 Tony Watson, L (6, 1) 37 Juan Cruz, R (7, 1) 39 Jason Grilli, R (8, 1) 46 Garrett Jones, L (9, PH) OBP: 0.200, SLG: 0.267 30 Chris Resop, R (9, 1)		C SI 82 B SL 77 S FC 79 F CU 71 X SI 82 1-2 ② P4			C SI 83 S CH 75 S CH 75 0-3 ① K	B FC 79 B SL 77 X CH 76 2-0 ③ F8			B SI 94 F SI 95 X SI 94 1-1 7 S 1B	2 1 0 0 0 1 0	0 0 0 0 0 0 0	0 0 0 0 0 1 0	0 0 0 0 0 0 0	0 0 0 0 0 0 0	1 0 0 0 0 0 0	0 2 0 0 0 0 0
Inning Stats	R: 2 E: 0 K: 0 S: 13 H: 3 LOB: 2 BB: 1 P: 25	R: 0 E: 0 K: 0 S: 8 H: 0 LOB: 0 BB: 0 P: 11	R: 0 E: 0 K: 1 S: 5 H: 0 LOB: 0 BB: 0 P: 9	R: 0 E: 0 K: 1 S: 9 H: 1 LOB: 1 BB: 0 P: 13	R: 1 E: 1 K: 1 S: 16 H: 1 LOB: 1 BB: 0 P: 22	R: 0 E: 1 K: 0 S: 9 H: 1 LOB: 2 BB: 0 P: 17	R: 0 E: 0 K: 1 S: 11 H: 0 LOB: 0 BB: 0 P: 16	R: 0 E: 0 K: 0 S: 10 H: 0 LOB: 0 BB: 0 P: 14	R: 0 E: 0 K: 2 S: 11 H: 1 LOB: 1 BB: 0 P: 16	1B: 6 2B: 0 3B: 1 HR: 0	SF: 0 SAC: 0 DP: 0 HBP: 0				WP: 0 PB: 0 SB: 2 CS: 0	PA: 37	

PITCHER		IP	WLS	BF	H	R	ER	SO	BB	IBB	HBP	BLK	WP	HR	S	P	ERA	WHIP
75 Barry Zito, L ERA: 1.13	(1, 1)	7.0		30	6	3	2	4	1	0	0	0	0	0	71	113	2.57	1.000
46 Santiago Casilla, R ERA:	(8, 1)	1.2		6	1	0	0	1	0	0	0	0	0	0	18	25	0.00	0.600
49 Javier López, L ERA:	(9, 1)	0.1	W	1	0	0	0	1	0	0	0	0	0	0	3	5	0.00	0.000

PITCHER	IP	WLS	BF	H	R	ER	SO	BB	IBB	HBP	BLK	WP	HR	S	P	ERA	WHIP

TOP

Pittsburgh Pirates @ San Francisco Giants

AT&T Park, San Francisco, CA

Sat Apr 14 2012, 6:06 PM - 9:10 PM PDT

Att. 41,657 - Partly Cloudy - 54 F

livebaseballscorecards.com

AB	36
R	3
H	7
RBI	2
BB	1
SO	6
LOB	10

Batter	1	2	3	4	5	6	7	8	9	AB	R	H	RBI	BB	SO	LOB
16 Ángel Pagán, S (1, 8) OBP: 0.235, SLG: 0.290	B SI 90 C SI 91 F FC 87 X CU 76 1-2 53 S 1B	B FC 87 1 SAFE X FC 87 1-0 ② G3 1-2			F SI 88 X CU 76 0-1 48 E 3B		C FC 85 B FF 93 X CH 84 1-1 ② G3		I IN 71 I IN 69 I IN 69 I IN 70 4-0 53 E 1-2 IBB	4	1	2	0	1	0	2
53 Melky Cabrera, S (1, 7) OBP: 0.432, SLG: 0.545	1 SAFE C SI 88 B SI 89 X SI 92 1-1 ① F7 1-2	S CU 78 F CU 77 B SI 90 X SI 90 1-2 ③ G6-3			X FS 84 0-0 ② G3		B SL 76 B CH 84 B FF 91 B FF 90 4-0 48 BB BB		B SL 86 B SI 91 F FF 91 F SL 85 F SL 86 B SI 93 X SL 85 3-2 E6 1-2 2-3 3-H	4	0	0	0	1	0	6
48 Pablo Sandoval, S (1, 5) OBP: 0.405, SLG: 0.636	B SI 91 D CU 78 X SI 90 2-0 ② L4		F FC 84 F SI 89 B CU 77 B FC 85 F FF 89 F FC 85 S CU 78 2-3 ① K2-3		F CU 76 B FC 83 X FC 86 1-1 E1 3-H 1B		1 SAFE 1 SAFE 1 SAFE C SL 76 B FC 86 C FC 86 B FC 88 B FC 87 B FC 86 4-2 1-2 BB			3	0	1	1	1	1	1
17 Aubrey Huff, L (1, 3) OBP: 0.370, SLG: 0.455	C FC 84 X SI 90 0-1 ③ G6-3		B CU 78 X FC 84 1-0 ② G3-1		F FS 84 X FC 86 0-1 ③ G4-3		B CH 84 B FC 86 S CH 85 B FF 92 F FC 87 S SL 77 3-3 ③ K			4	0	0	0	0	1	4
29 Héctor Sánchez, S (1, 2) OBP: 0.286, SLG: 0.286		F SI 91 B FS 82 B FS 81 S SI 88 X SI 88 2-2 12 3B 1B	B FC 85 F FC 83 S CU 77 X SI 89 1-2 ③ G3			X CH 90 0-0 ① F7		B FF 92 T FF 92 S FF 93 S FF 94 1-3 ① K		4	1	1	0	0	1	0
12 Nate Schierholtz, L (1, 9) OBP: 0.333, SLG: 0.882		B SI 88 B FC 88 F SI 90 X SI 90 2-1 2 1B 1-H 3B		F SI 88 X FS 85 0-1 ① G1-6-3		F SI 90 X SI 90 0-1 2B		C FF 93 B SL 83 C FF 94 F FF 95 F SL 83 B SL 83 F FF 92 F FF 94 B FF 93 3-2 F FF 92 X FF 93 ② G4-3		4	1	2	1	0	0	0
35 Brandon Crawford, L (1, 6) OBP: 0.281, SLG: 0.433		B SI 92 X SI 89 1-0 2 1B 1B		C FC 83 S SI 88 X FF 88 0-2 ② F9		C SL 82 X SI 91 0-1 ② F7		C FF 93 B FF 93 S SL 83 F FF 92 F FF 93 F SL 82 S SL 82 1-3 ③ K		4	0	1	0	0	1	1
2 Emmanuel Burriss, S (1, 4) OBP: 0.333, SLG: 0.333		B SI 91 B SI 89 S SI 91 B FC 87 F FC 86 X SI 90 3-2 16 G3 1-3 3-H 1B		F FC 87 C CU 76 B SI 87 B CU 75 T FS 84 2-2 ③ K		F SI 91 C SI 92 F SI 91 B SL 85 F SI 92 X SI 92 1-2 ③ G1-5-3			X FF 91 0-0 5 1B 53 E 1B	4	1	2	1	0	1	1
75 Barry Zito, L (1, 1) OBP: 0.167, SLG: 0.167 7 Grégor Blanco, L (7, PH) OBP: 0.286, SLG: 0.250 46 Santiago Casilla, R (8, 1) 49 Javier López, L (9, 1) 5 Ryan Theriot, R (9, PH) OBP: 0.176, SLG: 0.176		L SI 91 1 SAFE L SI 90 X SI 91 0-2 ① B3			C SI 88 X FS 83 0-1 ① G6-3		C FF 93 X SL 76 0-1 ① G4-3		1 SAFE B FF 91 L FF 92 L FF 91 1 SAFE B SL 85 F FF 93 B CU 83 F FF 92 3-2 X FF 92 53 E 16 IBB 1-3 1B	2 1 0 0 1	0 0 0 0 0	0 0 0 0 0	0 0 0 0 0	0 0 0 0 0	0 0 0 0 0	2 0 0 0 0
Inning Stats	R: 0 E: 0 K: 0 S: 8 H: 1 LOB: 1 BB: 0 P: 12	R: 2 E: 0 K: 0 S: 16 H: 4 LOB: 2 BB: 0 P: 26	R: 0 E: 0 K: 1 S: 9 H: 0 LOB: 0 BB: 0 P: 13	R: 0 E: 0 K: 1 S: 8 H: 0 LOB: 0 BB: 0 P: 10	R: 1 E: 1 K: 0 S: 9 H: 2 LOB: 1 BB: 0 P: 10	R: 0 E: 0 K: 0 S: 10 H: 1 LOB: 1 BB: 0 P: 11	R: 0 E: 0 K: 1 S: 9 H: 0 LOB: 2 BB: 2 P: 21	R: 0 E: 0 K: 2 S: 17 H: 0 LOB: 0 BB: 0 P: 22	R: 1 E: 1 K: 0 S: 10 H: 2 LOB: 3 BB: 1 P: 20	1B: 7 2B: 1 3B: 2 HR: 0 SF: 0 SAC: 0 DP: 0 HBP: 0						WP: 0 PB: 0 SB: 1 CS: 0 PA: 38

PITCHER		IP	WLS	BF	H	R	ER	SO	BB	IBB	HBP	BLK	WP	HR	S	P	ERA	WHIP
50 Charlie Morton, R ERA: 5.4	(1, 1)	5.0		22	7	3	3	2	0	0	0	0	0	0	50	71	5.40	1.400
44 Tony Watson, L ERA: 3.38	(6, 1)	1.0		4	1	0	0	0	0	0	0	0	0	0	10	11	0.00	1.000
37 Juan Cruz, R ERA:	(7, 1)	1.0		5	0	0	0	1	2	0	0	0	0	0	9	21	0.00	2.000
39 Jason Grilli, R ERA: 2.25	(8, 1)	1.0		3	0	0	0	2	0	0	0	0	0	0	17	22	0.00	0.000
30 Chris Resop, R ERA:	(9, 1)	0.0	L	4	2	1	0	0	0	1	0	0	0	0	10	20	∞	∞

PITCHER	IP	WLS	BF	H	R	ER	SO	BB	IBB	HBP	BLK	WP	HR	S	P	ERA	WHIP

BOTTOM

Pittsburgh Pirates @ San Francisco Giants

AT&T Park, San Francisco, CA

Sat Apr 14 2012, 6:06 PM - 9:10 PM PDT

Att. 41,657 - Partly Cloudy - 54 F

livebaseballscorecards.com

AB	35
R	4
H	10
RBI	3
BB	3
SO	5
LOB	17

Batter	1	2	3	4	5	6	7	8	9	AB	R	H	RBI	BB	SO	LOB
7 Alex Presley, L (1, 7) OBP: 0.306, SLG: 0.286	C FF 90 F SI 90 S CU 74 0-3 ① **K**	B FF 91 F FF 89 X SL 87 1-1 **1-2** **2-3** **3-H** 1B			C FF 88 B CH 80 B CH 81 B SI 88 X FF 88 3-1 ② F9		B SI 86 B CH 80 B SI 85 D SI 83 4-0 **1-2** **2-3** BB		B CU 72 C FF 89 X CU 74 1-1 22 F9 31 G4-3 1B	4	0	2	1	1	1	0
31 Jose Tabata, R (1, 9) OBP: 0.161, SLG: 0.133	B FF 91 X FF 90 1-0 ② F9	B FF 89 C FF 90 S SL 85 X SL 86 1-2 ③ G4-3			B CU 76 X SL 86 1-0 ③ G1-3		C SI 86 B CU 68 C SI 87 S CU 70 1-3 ③ **K**		F SI 89 X SI 90 0-1 ① G4-3 **1-2**	5	0	0	0	0	1	7
22 Andrew McCutchen, R (1, 8) OBP: 0.405, SLG: 0.394	X FF 90 0-0 ③ F9		F SL 86 B SL 86 B CU 74 F SI 88 F CU 74 B CU 73 B FF 89 4-2 46 CS BB			F CU 74 C SL 85 B FF 89 S CU 74 1-3 ① **K**		B SL 85 F FF 89 X SL 84 1-1 18 1B 14 1B 18 E 1B	F SI 91 B SL 83 2 SAFE F FF 92 B CH 83 X SI 91 2-2 ② F9 **2-3**	4	1	1	0	1	1	1
46 Garrett Jones, L (1, 3) OBP: 0.222, SLG: 0.444 14 Casey McGehee, R (7, 3) OBP: 0.318, SLG: 0.500		B FF 89 X CH 79 1-0 HR	B SI 88 B CH 87 C FF 87 B FF 88 S FF 88 F SL 87 T SL 86 3-2 ① ② **K** **1-2**			X FF 88 0-0 ② P5		X SI 89 0-0 18 E 5 SH1-3 **1-2** 1B	X SL 83 0-0 ③ F9	3 2	1 1	1 1	1 0	0 0	1 1	1 1
18 Neil Walker, S (1, 4) OBP: 0.200, SLG: 0.172		C CU 75 C FF 89 X CH 80 0-2 55 BB 12 1B 7 1B 1B	C CU 76 F CH 82 B FF 89 B FF 88 B SL 85 X SL 85 3-2 ③ G3			C CH 81 B CH 80 B FF 88 C SL 86 B SL 86 X CU 76 3-2 ③ F9		X CH 89 0-0 E5 5 SH1-3 **1-3** **2-H** 1B		4	1	2	0	0	0	0
24 Pedro Alvarez, L (1, 5) OBP: 0.053, SLG: 0.211 5 Josh Harrison, R (8, PH) OBP: 0.250, SLG: 0.455 (8, 5)		F SL 85 C FF 88 D SL 86 S FF 88 1-3 ① **K**		C CU 74 C FF 88 B CU 73 F SL 86 B SL 86 X FF 88 2-2 ① G4-3			F CH 79 F CH 86 S FF 88 0-3 ① **K**	S SI 90 X SI 90 0-1 ① SH1-3 **1-2** **3-H**		3 0 0	0 0 0	0 0 1	0 1 0	0 0 0	2 0 0	1 0 0
12 Clint Barmes, R (1, 6) OBP: 0.179, SLG: 0.231		1 SAFE 1 SAFE B SL 84 1 SAFE X FF 88 1-0 7 1B 55 BB **1-2** 1B		B SI 88 C SL 88 X CU 75 1-1 ② L5 B SI 88 C SL 88 X CU 75 2-3 ③ **K**			F FF 87 B SL 84 H SI 86 2-1 7 BB 55 BB HBP	C CU 74 S CU 74 B SI 91 X CH 87 1-2 ② P3		3	0	1	0	0	0	1
55 Michael McKenry, R (1, 2) OBP: 0.545, SLG: 0.714		C CU 74 B FF 89 B FF 89 F SI 88 B FF 91 B SI 88 4-2 7 1B **1-2** **2-3** BB					**B SL 86** **1 SAFE** **C SL 84** **B CH 84** 1 SAFE F FF 87 B FF 88 B FF 88 4-2 7 BB **1-2** BB	B SI 91 B CU 75 B SI 90 B SI 90 4-0 BB		1	0	0	0	3	1	0
29 Kevin Correia, R (1, 1) OBP: 0.250, SLG: 0.250 36 Yamaico Navarro, R (7, PH) 48 Jared Hughes, R (7, 1) 2 Nate McLouth, L (8, PH) OBP: 0.250, SLG: 0.143 39 Jason Grilli, R (8, 1) Joel Hanrahan, R (9, 1)		F FF 90 B SI 90 X SL 86 1-1 ② F3			S FF 88 F SL 84 S CU 74 0-3 ① **K**		**B SI 84** **C SI 85** **C SI 85** **B SI 87** **S SI 87** 2-3 ② **K**	C SI 90 C CU 74 D CU 75 X SI 91 1-2 ③ G1-3		2 1 0 1 0 0	0 0 0 0 0 0	0 0 0 0 0 0	0 0 0 0 0 0	1 1 0 0 0 0	3 2 0 2 0 0
Inning Stats	R: 0 E: 0 K: 1 S: 5 H: 0 LOB: 0 BB: 0 P: 6	R: 2 E: 0 K: 1 S: 17 H: 4 LOB: 3 BB: 1 P: 27	R: 0 E: 0 K: 1 S: 10 H: 0 LOB: 0 BB: 1 P: 20	R: 0 E: 0 K: 1 S: 11 H: 0 LOB: 0 BB: 0 P: 16	R: 0 E: 0 K: 1 S: 6 H: 0 LOB: 0 BB: 0 P: 10	R: 0 E: 0 K: 1 S: 7 H: 0 LOB: 0 BB: 0 P: 11	R: 0 E: 0 K: 3 S: 12 H: 0 LOB: 3 BB: 2 P: 25	R: 2 E: 1 K: 0 S: 12 H: 3 LOB: 2 BB: 1 P: 19	R: 0 E: 0 K: 0 S: 8 H: 1 LOB: 1 BB: 0 P: 11	1B: 7 2B: 0 3B: 0 HR: 1 SF: 0 SAC: 1 DP: 0 HBP: 1						

PITCHER		IP	WLS	BF	H	R	ER	SO	BB	IBB	HBP	BLK	WP	HR	S	P	ERA	WHIP
32 Ryan Vogelsong, R ERA: 2.84	(1, 1)	6.1	L	26	4	2	2	7	3	0	1	0	0	1	62	102	2.84	1.105
34 Clay Hensley, R ERA:	(7, 1)	0.2		3	0	0	0	2	1	0	0	0	0	0	6	13	0.00	1.500
37 Dan Otero, R ERA: 6.75	(8, 1)	0.0		2	2	2	1	0	0	0	0	0	0	0	3	4	∞	∞
41 Jeremy Affeldt, L ERA: 6.75	(8, 1)	1.0		6	2	0	0	0	1	0	0	0	0	0	11	18	0.00	3.000
59 Guillermo Mota, R ERA: 10.8	(9, 1)	1.0		3	0	0	0	0	0	0	0	0	0	0	6	8	0.00	0.000

PITCHER	IP	WLS	BF	H	R	ER	SO	BB	IBB	HBP	BLK	WP	HR	S	P	ERA	WHIP

TOP

Pittsburgh Pirates @ San Francisco Giants

AT&T Park, San Francisco, CA

Sun Apr 15 2012, 1:08 PM - 4:23 PM PDT

Att. 41,766 - Partly Cloudy - 60 F

livebaseballscorecards.com

AB	33
R	4
H	8
RBI	3
BB	5
SO	9
LOB	19

WP: 0 PA: 40
PB: 0
SB: 0
CS: 1

BOTTOM

Pittsburgh Pirates @ San Francisco Giants

AT&T Park, San Francisco, CA

Sun Apr 15 2012, 1:08 PM - 4:23 PM PDT

Att. 41,766 - Partly Cloudy - 60 F

livebaseballscorecards.com

Batter	1	2	3	4	5	6	7	8	9	AB	R	H	RBI	BB	SO	LOB
16 Ángel Pagán, S (1, 8) OBP: 0.256, SLG: 0.343	C CH 88 B SI 88 F SL 85 F CH 85 B FF 89 X FF 89 2-2 G6-3 ①		B CH 84 C CH 84 F FF 89 B CU 75 B CH 85 D SL 85 4-2 BB			X SL 87 0-0 G3 ①		L FF 92 B SL 81 B FF 93 S FF 92 B FF 94 X FF 92 3-2 3B	B FF 96 C FF 96 B FF 96 B FF 95 F FF 97 F FF 96 X FF 95 3-2 F9 ③	4	0	1	0	1	0	2
53 Melky Cabrera, S (1, 7) OBP: 0.390, SLG: 0.486	C SI 90 X CU 76 0-1 F8 ②		B CH 84 X FF 86 1-0 G4-3 ③			B FF 89 X CH 85 1-0 G4-3 ②		S SL 82 F SL 83 F FF 93 X SL 82 0-2 G3 ①		4	0	0	0	0	0	3
48 Pablo Sandoval, S (1, 5) OBP: 0.415, SLG: 0.611	C FF 89 B CH 86 F CH 85 F SL 87 X FC 90 1-2 G4-3 ③			B SI 89 X CH 87 1-0 G3 ①		B CH 84 C CU 76 S FF 89 B FC 88 F FF 89 F CU 75 X CH 84 2-2 28 E 1B		F SL 83 B FF 93 D SL 83 S SL 82 B FF 93 F SL 84 D SL 82 4-2 BB		3	0	1	0	1	0	0
28 Buster Posey, R (1, 2) OBP: 0.333, SLG: 0.417		B SL 87 S SL 86 F FF 88 B SL 86 F SL 86 S FF 89 2-3 K ①		C FF 87 C CU 75 X SI 89 0-2 G1-3 ②		C CU 75 B SL 85 F SL 86 F FF 88 B SL 85 F SL 85 X FF 89 2-2 E6 1-2		C FF 93 F SL 83 C SL 83 0-3 K ②		4	0	0	0	0	2	3
12 Nate Schierholtz, L (1, 9) OBP: 0.273, SLG: 0.714		C FF 89 B SL 86 F SL 87 B FF 88 X FC 89 2-2 G4-3 ②		F FF 90 B SL 86 B SL 87 S CH 86 X FC 89 2-2 L1-3 ③		F SL 86 F CU 75 F CU 76 B SI 88 X SL 85 1-2 G3-1 ③		B FF 93 S FF 93 C FF 93 B FF 94 D SL 83 X FF 94 3-2 F8 ③		4	0	0	0	0	0	4
9 Brandon Belt, L (1, 3) OBP: 0.294, SLG: 0.214		B SL 87 X FF 88 1-0 F8 ③			C CH 86 S CU 76 B FC 89 B CU 75 X SL 86 2-2 35 G3 2 G6-3 2B		B SI 92 B SI 91 X SI 91 2-0 G1-3 ①		C FF 95 B FF 96 S FF 95 B SL 90 B FF 97 B FF 98 4-2 2 S BB	3	1	1	0	1	0	0
35 Brandon Crawford, L (1, 6) OBP: 0.278, SLG: 0.441			C FF 88 B SI 89 S CH 85 X FC 90 1-2 F8 ①		B SI 89 X CH 85 1-0 G3 ① 2-3		B SI 92 B SI 92 C SI 91 F SI 91 X SI 92 2-2 2 G4-3 2B		B FF 96 F FF 96 F FF 96 X FF 97 1-2 F8 ①	4	0	1	0	0	0	2
2 Emmanuel Burriss, S (1, 4) OBP: 0.368, SLG: 0.333			F SL 86 B CU 74 B SI 90 X SL 87 2-1 32 SH2-3 1B		S CH 85 F CU 77 X FC 90 0-2 G6-3 ② 3-H		B SI 92 F SI 92 B SI 92 X SI 92 2-1 G4-3 ② 2-3		F FF 96 F FF 96 B FF 96 D SL 85 D SL 89 B FF 96 4-2 BB 1-2	3	0	1	1	1	0	1
32 Ryan Vogelsong, R (1, 1) 34 Clay Hensley, R (7, 1) 17 Aubrey Huff, L (7, PH) OBP: 0.357, SLG: 0.435 37 Dan Otero, R (8, 1) 41 Jeremy Affeldt, L (8, 1) 59 Guillermo Mota, R (9, 1) 7 Grégor Blanco, L (9, 9) OBP: 0.267, SLG: 0.231			L CH 84 B SL 84 X CH 83 1-1 SH2-3 ② 1-2		C SI 89 F FF 90 F SL 86 C CU 77 0-3 K ③		B SI 91 B SI 92 B SI 92 C SI 92 F SI 92 F SI 93 X SI 92 3-2 F7 ③		B FF 96 F FF 95 B FF 96 S FF 96 F FF 96 B FF 97 F FF 96 X FF 96 3-2 F7 ②	1 0 1 0 0 0 0 1	0 0 0 0 0 0 0 0	0 0 0 0 0 0 0 0	0 0 0 0 0 0 0 0	0 0 0 0 0 0 0 0	1 0 0 0 0 0 0 0	0 0 1 0 0 0 0 2
Inning Stats	R: 0 E: 0 K: 0 S: 10 H: 0 LOB: 0 BB: 0 P: 13	R: 0 E: 0 K: 1 S: 8 H: 0 LOB: 0 BB: 0 P: 13	R: 0 E: 0 K: 0 S: 10 H: 1 LOB: 2 BB: 1 P: 19	R: 0 E: 0 K: 0 S: 7 H: 0 LOB: 0 BB: 0 P: 10	R: 1 E: 0 K: 1 S: 11 H: 1 LOB: 0 BB: 0 P: 14	R: 0 E: 1 K: 0 S: 16 H: 1 LOB: 2 BB: 0 P: 22	R: 0 E: 0 K: 0 S: 10 H: 1 LOB: 1 BB: 0 P: 19	R: 0 E: 0 K: 1 S: 16 H: 1 LOB: 2 BB: 1 P: 26	R: 0 E: 0 K: 0 S: 16 H: 0 LOB: 2 BB: 2 P: 31	1B: 2 2B: 2 3B: 1 HR: 0 SF: 0 SAC: 1 DP: 0 HBP: 0						WP: 0 PB: 0 SB: 1 CS: 0 PA: 37

	AB	32
	R	1
	H	5
	RBI	1
	BB	4
	SO	3
	LOB	18

PITCHER		IP	WLS	BF	H	R	ER	SO	BB	IBB	HBP	BLK	WP	HR	S	P	ERA	WHIP
29 Kevin Correia, R ERA: 1.5	(1, 1)	6.0	W	23	3	1	1	2	1	0	0	0	0	0	62	91	1.50	0.667
48 Jared Hughes, R ERA:	(7, 1)	1.0	H	4	1	0	0	0	0	0	0	0	0	0	10	19	0.00	1.000
39 Jason Grilli, R ERA: 1.8	(8, 1)	1.0	H	5	1	0	0	1	1	0	0	0	0	0	16	26	0.00	2.000
Joel Hanrahan, R ERA: 4.5	(9, 1)	1.0	S	5	0	0	0	0	2	0	0	0	0	0	16	31	0.00	2.000

PITCHER	IP	WLS	BF	H	R	ER	SO	BB	IBB	HBP	BLK	WP	HR	S	P	ERA	WHIP

Pittsburgh Pirates @ Arizona Diamondbacks

Chase Field, Phoenix, AZ

Mon Apr 16 2012, 6:40 PM - 9:22 PM MST

Att. 17,366 - Clear - 81 F

TOP

livebaseballscorecards.com

Batter	1	2	3	4	5	6	7	8	9	AB	R	H	RBI	BB	SO	LOB
7 Alex Presley, L (1, 7) OBP: 0.300, SLG: 0.282	B FF 87 X FF 88 1-0 F7 ①	C FF 90 C FF 90 B FF 90 F SI 90 B CU 76 T SI 89 2-2 K ②			X SI 86 0-0 31 CS 1B		C SI 89 F CU 76 B CU 75 B CU 76 B SI 89 X SI 90 3-2 G6-3 ③			4	0	1	0	0	1	1
31 Jose Tabata, R (1, 9) OBP: 0.143, SLG: 0.118	B FF 91 X SI 89 1-0 G6-3 ②	X SI 90 0-0 G4-3 ③			1 SAFE 1 SAFE 1 SAFE B CH 77 B FF 86 C SI 89 X SI 88 2-1 G4-3 ① ② 1-2			C FF 93 C CU 81 F CU 82 S CU 82 0-3 K ①		4	0	0	0	0	1	2
22 Andrew McCutchen, R (1, 8) OBP: 0.390, SLG: 0.378	C SI 90 B SI 90 X CH 82 1-1 14 1B 14 S 18 1B 1B		X SI 87 0-0 G6-3 ①		B SI 88 F CH 81 F SI 89 B SI 92 B SI 91 F CH 82 F FF 91 F SI 91 S CU 77 3-3 K ③			B FF 94 F CH 84 C CH 85 C CU 82 1-3 K ②		4	1	1	0	0	2	0
14 Casey McGehee, R (1, 3) OBP: 0.308, SLG: 0.462	D CH 80 C FF 89 1 SAFE B FF 89 F CH 80 X SI 90 2-2 26 WP 18 1B 1-3 1B		C SI 88 X CU 73 0-1 F7 ②			X CH 79 0-0 G5-3 ①		C CU 80 B CU 81 S CU 80 B FF 95 F FF 94 F CH 84 X CU 81 2-2 G5-3 ③		4	0	1	0	0	0	0
18 Neil Walker, S (1, 4) OBP: 0.235, SLG: 0.188	D SI 90 F CH 80 X SI 90 1-1 26 WP 1-2 3-H 1B		B SI 89 B SI 90 B SI 89 B FF 89 4-0 BB			C FF 88 B FF 87 X CH 81 1-1 F8 ②			C SI 85 X SI 86 0-1 G4-3 ①	3	0	1	1	1	0	0
26 Rod Barajas, R (1, 2) OBP: 0.160, SLG: 0.174	C SI 89 F SI 90 B FF 90 B FF 91 F FF 92 B FF 92 B CH 82 4-2 1-2 2-3 BB		F CH 80 1 SAFE B FF 89 X SI 88 1-1 L7 ③			X FF 90 0-0 2B			C SI 86 B SI 87 F SI 87 F SI 87 S CU 74 1-3 K ②	3	0	1	0	1	1	1
5 Josh Harrison, R (1, 5) OBP: 0.200, SLG: 0.357 2 Nate McLouth, L (9, PH) OBP: 0.333, SLG: 0.143	B CH 80 X SI 90 1-0 F9 ③			C CH 78 F SI 88 B CU 71 F CH 80 S CH 80 1-3 K ①		F CH 80 D CH 79 X CH 79 1-1 F7 ③			C SI 86 B CH 78 B SI 85 F SI 86 B SI 88 B SI 85 4-2 BB	3 0	0 0	0 0	0 0	0 1	1 0	4 0
12 Clint Barmes, R (1, 6) OBP: 0.161, SLG: 0.207 46 Garrett Jones, L (9, PH) OBP: 0.211, SLG: 0.421		B FF 88 F FF 88 B FF 90 X FF 89 2-1 F9 ①		F SI 89 X SI 88 0-1 L6 ②			C SI 86 B CH 80 F CH 78 C SI 89 1-3 K ①		C SI 86 B SI 84 B CH 76 F SI 85 F SI 86 F SI 86 X SI 85 2-2 G4-3 ③	3 1	0 0	0 0	0 0	0 0	1 0	0 1
45 Erik Bedard, L (1, 1) OBP: 0.167, SLG: 0.167 47 Evan Meek, R (6, 1) 24 Pedro Alvarez, L (7, PH) OBP: 0.050, SLG: 0.200 30 Chris Resop, R (7, 1)		B FF 88 C FF 88 F FF 89 B CU 76 F FF 90 F FF 89 X CU 75 2-2 1B		F FF 88 B FF 90 S FF 89 B FF 90 S FF 91 2-3 K ③			C CU 73 F SI 88 B FF 87 B SI 89 B CU 75 X FF 90 3-2 G4-3 ②			2 0 1 0	0 0 0 0	1 0 0 0	0 0 0 0	1 0 0 0	0 0 0 0	0 0 0 0

	AB	32
	R	1
	H	6
	RBI	1
	BB	3
	SO	8
	LOB	9

Inning Stats																				
	R: 1	H: 3	R: 0	H: 1	R: 0	H: 0	R: 0	H: 0	R: 0	H: 1	R: 0	H: 1	R: 0	H: 0	R: 0	H: 0	R: 0	H: 0	1B: 5	SF: 0	WP: 1	PA: 35
	E: 0	LOB: 3	E: 0	LOB: 1	E: 0	LOB: 1	E: 0	LOB: 0	E: 0	LOB: 0	E: 0	LOB: 1	E: 0	LOB: 0	E: 0	LOB: 0	E: 0	LOB: 1	2B: 1	SAC: 0	PB: 0	
	K: 0	BB: 1	K: 1	BB: 0	K: 0	BB: 1	K: 2	BB: 0	K: 1	BB: 0	K: 0	BB: 0	K: 1	BB: 0	K: 2	BB: 0	K: 1	BB: 1	3B: 0	DP: 0	SB: 1	
	S: 13	P: 24	S: 12	P: 18	S: 5	P: 10	S: 9	P: 12	S: 9	P: 14	S: 6	P: 8	S: 9	P: 16	S: 12	P: 15	S: 13	P: 20	HR: 0	HBP: 0	CS: 1	

PITCHER	IP	WLS	BF	H	R	ER	SO	BB	IBB	HBP	BLK	WP	HR	S	P	ERA	WHIP
34 Joe Saunders, L (1, 1) ERA: 0.64	7.0	W	28	6	1	1	5	2	0	0	0	1	0	63	102	1.29	1.143
30 David Hernandez, R (8, 1) ERA: 4.5	1.0		3	0	0	0	2	0	0	0	0	0	0	12	15	0.00	0.000
29 Brad Ziegler, R (9, 1) ERA: 2.25	1.0		4	0	0	0	1	1	0	0	0	0	0	13	20	0.00	1.000

PITCHER	IP	WLS	BF	H	R	ER	SO	BB	IBB	HBP	BLK	WP	HR	S	P	ERA	WHIP

BOTTOM

Pittsburgh Pirates @ Arizona Diamondbacks

Chase Field, Phoenix, AZ

Mon Apr 16 2012, 6:40 PM - 9:22 PM MST

Att. 17,366 - Clear - 81 F

livebaseballscorecards.com

Batter	1	2	3	4	5	6	7	8	9	AB	R	H	RBI	BB	SO	LOB
18 Willie Bloomquist, R (1, 6) OBP: 0.281, SLG: 0.355	C FS 81 B CU 71 B SI 87 X CU 72 2-1 ① F7		C FS 85 B CH 76 B FF 86 B SI 92 F SI 92 S FF 91 3-3 ② K		F FS 84 X FF 88 0-1 ① P3		C FF 93 S FF 92 B FF 92 F SL 86 S SL 88 1-3 ① K			4	0	0	0	0	2	0
2 Aaron Hill, R (1, 4) OBP: 0.325, SLG: 0.500	C FS 81 X SI 89 0-1 HR		C FF 92 B SI 92 B CU 78 F CU 76 F CH 73 B SI 91 B CH 77 4-2 BB		S FS 85 X CH 75 0-1 ② F7		B FF 93 F SL 86 C CH 81 B FF 93 F FF 93 X SL 85 2-2 ② F8			3	1	1	1	1	0	0
10 Justin Upton, R (1, 9) OBP: 0.350, SLG: 0.273	C FS 83 B CH 74 S CH 75 X CH 74 1-2 ② L8		B SI 90 X FF 92 1-0 ③ F8		B CH 75 C CU 74 B FF 90 F FF 90 X CU 76 2-2 ③ G6-3		S SL 85 S SL 86 B FF 91 S SL 87 1-3 ③ K			4	0	0	0	0	1	1
26 Miguel Montero, L (1, 2) OBP: 0.385, SLG: 0.455	B FF 86 X FF 87 1-0 ③ F7			B CH 79 F CU 74 L SI 88 B FF 91 B SI 92 X FF 88 3-2 ① F8		X FF 90 0-0 24 HR 1B		X SL 86 0-0 ① F9		4	1	1	0	0	0	0
24 Chris Young, R (1, 8) OBP: 0.500, SLG: 0.892		B FS 83 B CH 74 B FS 81 C FS 82 X SI 86 3-1 44 FC6-4 1B		C CU 76 B CU 78 B CU 77 B FF 92 C CU 75 X CU 76 3-2 ② G6-3		C FF 91 X CU 78 0-1 1-H HR		B SI 91 X CH 88 1-0 27 1B 1B		4	1	3	2	0	0	0
44 Paul Goldschmidt, R (1, 3) OBP: 0.273, SLG: 0.379		C CU 72 B SI 89 D CU 75 X CU 76 2-1 ① FC6-4 13 BB 1-2f		B SI 90 C FF 89 B FF 88 B CU 75 B FF 91 4-1 13 PB 14 1B BB		C FF 92 S FF 92 B FF 94 B CU 80 F FF 92 S FF 93 2-3 ① K		1 SAFE B CU 78 C FF 92 X FF 92 1-1 ② F9		3	1	0	0	1	1	2
13 Jason Kubel, L (1, 7) OBP: 0.310, SLG: 0.240 30 David Hernandez, R (8, 1) 27 Geoff Blum, S (8, PH) OBP: 0.214, SLG: 0.091 29 Brad Ziegler, R (9, 1)		B FF 88 B SI 86 C SI 89 S SI 88 B SI 88 B FF 90 4-2 14 G4-6-3 1-2 BB		C SI 89 B SI 86 F CU 78 B FF 91 F FF 91 F SI 90 B CH 76 B FF 91 4-2 14 1B 1-2 BB		B FC 91 X FF 90 1-0 ② L7		B SL 85 B CH 82 B FF 93 C FF 92 C SL 87 X FF 92 3-2 1-3 1B		1 0 1 0	0 0 0 0	0 0 1 0	0 0 0 0	2 0 0 0	0 0 0 0	0 0 0 0
14 Ryan Roberts, R (1, 5) OBP: 0.317, SLG: 0.361		B CU 76 B SI 89 B FF 90 X SI 88 3-0 ② ③ G4-6-3 1-2f		S CU 75 B FF 91 B CU 77 X CU 76 2-1 1-3 2-H 1B		C CU 77 C FF 91 X FF 93 0-2 ③ G5-3		B SL 86 C CU 84 D CU 80 T FF 91 F FF 92 F FF 91 F CH 80 X CU 83 2-2 ③ F9		4	0	1	1	0	0	4
34 Joe Saunders, L (1, 1) 8 Gerardo Parra, L (7, PH) OBP: 0.350, SLG: 0.474 (8, 7)			C SI 87 B CU 76 B FF 88 B SI 89 C FF 89 C FC 89 3-3 ① K	C FF 90 C FF 91 F SI 91 B CU 76 B FF 92 F CU 77 S SI 92 2-3 ③ K			X FF 91 0-0 HR			2 1	0 1	0 1	0 1	0 0	2 0	2 0
Inning Stats	R: 1 E: 0 K: 0 S: 8 H: 1 LOB: 0 BB: 0 P: 12	R: 0 E: 0 K: 0 S: 7 H: 1 LOB: 1 BB: 1 P: 19	R: 0 E: 0 K: 2 S: 10 H: 0 LOB: 1 BB: 1 P: 21	R: 1 E: 0 K: 1 S: 18 H: 1 LOB: 2 BB: 2 P: 36	R: 0 E: 0 K: 0 S: 7 H: 0 LOB: 0 BB: 0 P: 9	R: 2 E: 0 K: 1 S: 11 H: 2 LOB: 0 BB: 0 P: 14	R: 1 E: 0 K: 2 S: 12 H: 1 LOB: 0 BB: 0 P: 16	R: 0 E: 0 K: 0 S: 13 H: 2 LOB: 2 BB: 0 P: 20		1B: 5 2B: 0 3B: 0 HR: 3 SF: 0 SAC: 0 DP: 1 HBP: 0				WP: 0 PB: 1 SB: 0 CS: 0 PA: 35		

PITCHER	IP	WLS	BF	H	R	ER	SO	BB	IBB	HBP	BLK	WP	HR	S	P	ERA	WHIP
45 Erik Bedard, L (1, 1) ERA: 2.65	5.0	L	21	3	2	2	3	4	0	0	0	0	1	50	97	3.60	1.400
47 Evan Meek, R (6, 1) ERA: 6.75	1.0		5	2	2	2	1	0	0	0	0	0	1	11	14	18.00	2.000
30 Chris Resop, R (7, 1) ERA: 1.59	2.0		9	3	1	1	2	0	0	0	0	0	1	25	36	4.50	1.500

PITCHER	IP	WLS	BF	H	R	ER	SO	BB	IBB	HBP	BLK	WP	HR	S	P	ERA	WHIP

Batter	1	2	3	4	5	6	7	8	9	AB	R	H	RBI	BB	SO	LOB
7 Alex Presley, L (1, 7) OBP: 0.289, SLG: 0.273	C FF 88 C FF 89 X KC 78 0-2 ① G6-3		F FF 88 C FF 88 B FF 89 X FF 89 1-2 ① G4-3		L SI 86 C CH 78 F KC 76 F KC 76 B SI 90 S FF 90 1-3 ① K		C FF 88 X FF 89 0-1 ① B5		B FC 91 S FC 92 B FC 92 F FC 91 F SL 80 B CU 78 F FC 92 F FC 92 X SL 80 3-2 14 1B 22 1B 1B	5	1	1	0	0	1	1
2 Nate McLouth, L (1, 9) OBP: 0.308, SLG: 0.273 47 Evan Meek, R (7, 1) 39 Jason Grilli, R (8, 1) 14 Casey McGehee, R (9, PH) OBP: 0.333, SLG: 0.481 (9, 3)	B SI 90 F FF 90 B FF 90 F FF 89 B SI 89 F FF 91 X CH 81 3-2 ② G4-3		C FF 87 X FC 86 0-1 ② F8		X CH 79 0-0 2B		1 SAFE 1 SAFE 1 SAFE B SL 86 F FF 91 B SL 86 C SL 86 S FF 93 2-3 ② ③ K 1-2		B SL 80 B FC 89 C SL 78 X FC 89 2-1 22 1B 1-3 1B	4 0 0 1	0 0 0 0	1 0 0 1	0 0 0 0	0 0 0 0	1 0 0 0	1 0 0 0
22 Andrew McCutchen, R (1, 8) OBP: 0.435, SLG: 0.429	C FC 86 X FC 87 0-1 18 46 1B 1B		C FF 89 B FF 89 F FF 89 F CH 80 B CH 78 B CH 79 F FF 91 X CH 79 3-2 18 BLK 18 1B 1B		F FF 87 B FF 88 C FF 88 B FC 86 X CH 78 2-2 ② G5-3			X CH 73 0-0 46 FC9-6 18 1B 1B	D SL 80 F FC 91 S FC 92 F FC 91 X SL 82 1-2 1-2 3-H 1B	5	2	4	1	0	0	1
18 Neil Walker, S (1, 4) OBP: 0.282, SLG: 0.243	B SI 89 X SI 88 1-0 46 1B 1-2 1B		1 SAFE B FC 86 1 SAFE B CH 79 B CH 78 C SI 88 F FC 86 F SI 90 X CH 78 3-2 1-H 46 2B 1B		B FC 85 F FF 89 C KC 77 F SI 91 B FF 90 F FF 89 X KC 78 2-2 ③ G4-3			X SI 82 0-0 46 FC9-6 1-2 1B	S FC 92 X FC 91 0-1 ③ G4-3	5	1	3	1	0	0	3
46 Garrett Jones, L (1, 3) OBP: 0.304, SLG: 0.652 37 Juan Cruz, R (9, 1)	X CH 79 0-0 1-3 2-H 1B		B FF 88 B FF 88 1 SAFE X SI 89 2-0 1-H 2B			X SI 86 0-0 HR		B SL 70 S SL 69 B SL 69 S SI 83 X SL 70 2-2 ① FC9-6 1-2f 2-3		4 0	1 0	3 0	3 0	0 0	0 0	2 0
26 Rod Barajas, R (1, 2) OBP: 0.138, SLG: 0.148	X FF 89 0-0 ③ F9		B CH 78 C FF 89 F FF 88 F FF 89 X SI 88 1-2 ③ F9			C CH 77 B CH 82 B CH 82 B FC 86 F FF 88 S CH 77 3-3 ① K		C SI 84 F SI 83 X SI 83 0-2 ② P3		4	0	0	0	0	1	5
24 Pedro Alvarez, L (1, 5) OBP: 0.042, SLG: 0.167		B FF 88 S CH 77 B FF 88 F FF 88 B CH 80 X CH 78 3-2 ① G4-3		B FC 84 X FC 84 1-0 ① F8		B KC 75 X CH 77 1-0 ② G3-1		B SL 71 C SI 85 T SL 72 X SL 71 1-2 ③ F8		4	0	0	0	0	0	2
12 Clint Barmes, R (1, 6) OBP: 0.143, SLG: 0.182		B FF 89 X FF 89 1-0 ② G6-3		C SI 86 B KC 76 C KC 76 F SI 88 B FF 88 S CH 78 2-3 ② K		F FC 84 X SI 87 0-1 ③ F9			F CU 80 X CU 79 0-1 ① G6-3	4	0	0	0	0	1	0
27 Jeff Karstens, R (1, 1) 48 Jared Hughes, R (2, 1) 44 Tony Watson, L (4, 1) 31 Jose Tabata, R (7, PH) OBP: 0.162, SLG: 0.114 (7, 9)		C FF 88 C FF 90 B KC 79 S KC 77 1-3 ③ K		C SI 87 S SI 89 S KC 78 0-3 ③ K2-3			B CH 75 F SL 85 B SL 84 F FF 90 B SL 83 B FF 89 4-2 2 CS BB		B FC 92 X FC 92 1-0 ② G6-3	1 1 0 1	0 0 0 0	0 0 0 1	0 0 0 0	0 0 0 0	1 1 0 0	0 0 0 0
Inning Stats	R: 1 E: 0 K: 0 S: 12 H: 3 LOB: 2 BB: 0 P: 16	R: 0 E: 0 K: 1 S: 7 H: 0 LOB: 0 BB: 0 P: 12	R: 2 E: 0 K: 0 S: 19 H: 3 LOB: 1 BB: 0 P: 29	R: 0 E: 0 K: 2 S: 8 H: 0 LOB: 0 BB: 0 P: 11	R: 0 E: 0 K: 1 S: 14 H: 1 LOB: 1 BB: 0 P: 19	R: 1 E: 0 K: 1 S: 7 H: 1 LOB: 0 BB: 0 P: 11	R: 0 E: 0 K: 1 S: 7 H: 0 LOB: 0 BB: 1 P: 13	R: 0 E: 0 K: 0 S: 11 H: 2 LOB: 2 BB: 0 P: 14	R: 1 E: 0 K: 0 S: 17 H: 3 LOB: 2 BB: 0 P: 24	1B: 10 2B: 2 3B: 0 HR: 1 SF: 0 SAC: 0 DP: 0 HBP: 0						

PITCHER		IP	WLS	BF	H	R	ER	SO	BB	IBB	HBP	BLK	WP	HR	S	P	ERA	WHIP
31 Ian Kennedy, R ERA: 3.86	(1, 1)	6.0		26	8	4	4	5	0	0	0	1	0	1	67	98	6.00	1.333
32 Craig Breslow, L ERA:	(7, 1)	1.0		3	0	0	0	1	1	0	0	0	0	0	7	13	0.00	1.000
47 Joe Paterson, L ERA: 5.4	(8, 1)	1.0		5	2	0	0	0	0	0	0	0	0	0	11	14	0.00	2.000
39 Bryan Shaw, R ERA: 1.29	(9, 1)	1.0	L	6	3	1	1	0	0	0	0	0	0	0	17	24	9.00	3.000

PITCHER	IP	WLS	BF	H	R	ER	SO	BB	IBB	HBP	BLK	WP	HR	S	P	ERA	WHIP

TOP

Pittsburgh Pirates @ Arizona Diamondbacks

Chase Field, Phoenix, AZ

Tue Apr 17 2012, 6:41 PM - 9:41 PM MST

Att. 19,198 - Clear - 87 F

livebaseballscorecards.com

AB	39
R	5
H	13
RBI	5
BB	1
SO	6
LOB	15

WP: 0	PA: 40				
PB: 0					
SB: 0					
CS: 1					

Pittsburgh Pirates @ Arizona Diamondbacks

Chase Field, Phoenix, AZ

Tue Apr 17 2012, 6:41 PM - 9:41 PM MST

Att. 19,198 - Clear - 87 F

livebaseballscorecards.com

BOTTOM

Batter	1	2	3	4	5	6	7	8	9	AB	R	H	RBI	BB	SO	LOB
18 Willie Bloomquist, R (1, 6) (4, 7) OBP: 0.278, SLG: 0.371	C FF 85 B CU 65 F FF 86 F SL 76 X SI 86 1-2 F9 ①	C SI 92 F SI 92 D SI 93 B SL 85 B SI 93 X SI 94 3-2 8 WP 2-H 2B		B SI 92 F SI 91 F SI 93 S CH 86 1-3 K ③			F FF 94 C FF 94 B CU 82 B CU 82 B FF 94 X FC 92 3-2 L8 ③			4	0	1	1	0	1	2
8 Gerardo Parra, L (1, 9) (4, 8) OBP: 0.292, SLG: 0.391	C CH 82 F SI 88 B SI 88 X CH 79 1-2 F8 ②	S CH 85 S CH 85 F SL 84 B SL 85 S SL 85 1-3 K2-3 ③ 2-3			C SL 82 B SI 90 F SI 92 X SI 92 1-2 G5-3 ①			F SL 80 F SI 92 F SL 82 F FF 94 B FF 93 S FF 93 1-3 K ①		4	0	0	0	0	2	1
24 Chris Young, R (1, 8) OBP: 0.500, SLG: 0.897 16 John McDonald, R (4, 6) OBP: 0.214, SLG: 0.571	C FF 87 B SI 86 C CH 78 B FF 89 B CU 70 F CH 79 X SL 80 3-2 26 1B 2B		B SI 92 F SI 91 F SI 92 B CH 86 X SI 93 2-2 G5-3 ①		F SI 93 B SI 93 C SI 92 B CH 85 B SI 92 F SI 92 X SI 93 3-2 G5-3 ②			B FF 93 F FF 93 C FF 94 B SL 84 B FF 94 X FF 93 3-2 HR		2 2	1 1	1 1	0 1	0 0	0 0	0 0
26 Miguel Montero, L (1, 2) OBP: 0.372, SLG: 0.432	F SL 79 X SI 89 0-1 13 2B 2-H 1B		X CH 85 0-0 G4-3 ②		B SI 91 B SI 92 S SL 84 F SI 92 X SI 92 2-2 G6-3 ③			S SI 94 B FF 94 T FF 93 S SL 82 1-3 K ②		4	1	1	1	0	1	0
13 Jason Kubel, L (1, 7) (4, 9) OBP: 0.303, SLG: 0.276	X CH 84 0-0 1-H 2B		B SI 92 X CH 86 1-0 F8 ③			B SI 90 C SI 91 B SI 92 X SL 84 2-1 G5-3 ①		C SL 82 F SL 82 F FF 94 B SI 93 X SL 82 1-2 L4 ③		4	0	1	1	0	0	0
14 Ryan Roberts, R (1, 5) OBP: 0.311, SLG: 0.350	X SI 89 0-0 G4-3 ③			C SI 92 X SI 92 0-1 2 G5-4-3 37 1B 1B		C SL 82 S SL 84 B SI 92 F SL 85 S SL 84 1-3 K ②			B FC 87 X FC 86 1-0 P3 ①	4	0	1	0	0	1	1
37 Lyle Overbay, L (1, 3) OBP: 0.375, SLG: 0.643		B SI 91 X SI 92 1-0 G4-3 ①		X SI 92 0-0 2 G5-4-3 1-2 1B		B SI 91 X SL 81 1-0 G4-3 ③			B SL 78 B FC 88 C FC 88 B FF 94 S FC 87 F SL 78 X FC 87 3-2 G4-3 ②	4	0	1	0	0	0	0
2 Aaron Hill, R (1, 4) OBP: 0.318, SLG: 0.459		B SI 92 C SI 92 B SL 84 F SI 92 B SI 91 F SI 92 F SI 93 B SI 92 4-2 31 S 18 2B BB		B SI 92 F SI 92 X SI 92 1-1 G5-4-3 ① ② 1-2f 2-3			B FF 92 B FF 89 X FF 91 2-0 G5-3 ①		C FF 94 F FF 94 B FC 88 X FC 89 1-2 P3 ③	3	1	0	0	1	0	2
31 Ian Kennedy, R (1, 1) 32 Craig Breslow, L (7, 1) 44 Paul Goldschmidt, R (7, PH) OBP: 0.265, SLG: 0.367 47 Joe Paterson, R (8, 1) 39 Bryan Shaw, S (9, 1)		L SI 90 1 SAFE B SI 90 S SI 92 S SI 92 1-3 K ② 1-2		B SI 92 B SI 91 B SI 92 B SI 92 4-0 BB			S FF 94 X FF 94 0-1 F8 ②			1 0 1 0 0	0 0 0 0 0	0 0 0 0 0	0 0 0 0 0	1 0 0 0 0	1 0 0 0 0	1 0 0 0 0
Inning Stats	R: 2 H: 3 E: 0 LOB: 1 K: 0 BB: 0 S: 15 P: 20	R: 1 H: 1 E: 0 LOB: 1 K: 2 BB: 1 S: 15 P: 25	R: 0 H: 0 E: 0 LOB: 0 K: 0 BB: 0 S: 5 P: 8	R: 0 H: 2 E: 0 LOB: 2 K: 1 BB: 1 S: 8 P: 14	R: 0 H: 0 E: 0 LOB: 0 K: 0 BB: 0 S: 10 P: 16	R: 0 H: 0 E: 0 LOB: 0 K: 1 BB: 0 S: 7 P: 11	R: 0 H: 0 E: 0 LOB: 0 K: 0 BB: 0 S: 6 P: 11	R: 1 H: 1 E: 0 LOB: 0 K: 2 BB: 0 S: 15 P: 21	R: 0 H: 0 E: 0 LOB: 0 K: 0 BB: 0 S: 8 P: 13	1B: 3 SF: 0 2B: 3 SAC: 0 3B: 0 DP: 1 HR: 1 HBP: 0						

AB	33
R	4
H	7
RBI	4
BB	2
SO	6
LOB	7

WP: 1 PA: 35
PB: 0
SB: 1
CS: 0

PITCHER		IP	WLS	BF	H	R	ER	SO	BB	IBB	HBP	BLK	WP	HR	S	P	ERA	WHIP
27 Jeff Karstens, R ERA: 4.5	(1, 1)	1.0		6	3	2	2	0	0	0	0	0	0	0	15	20	18.00	3.000
48 Jared Hughes, R ERA: 1.59	(2, 1)	2.2		12	3	1	1	2	2	0	0	0	1	0	25	43	3.38	1.875
44 Tony Watson, L ERA: 1.8	(4, 1)	2.1		7	0	0	0	2	0	0	0	0	0	0	20	31	0.00	0.000
47 Evan Meek, R ERA: 5.4	(7, 1)	1.0	H	3	0	0	0	0	0	0	0	0	0	0	6	11	0.00	0.000
39 Jason Grilli, R ERA: 3.0	(8, 1)	1.0	W	4	1	1	1	2	0	0	0	0	0	1	15	21	9.00	1.000

PITCHER		IP	WLS	BF	H	R	ER	SO	BB	IBB	HBP	BLK	WP	HR	S	P	ERA	WHIP
37 Juan Cruz, R ERA:	(9, 1)	1.0	S	3	0	0	0	0	0	0	0	0	0	0	8	13	0.00	0.000

Pittsburgh Pirates @ Arizona Diamondbacks

Chase Field, Phoenix, AZ

Wed Apr 18 2012, 12:43 PM - 3:30 PM MST

Att. 18,368 - Sunny - 84 F

livebaseballscorecards.com

TOP

Batter	1	2	3	4	5	6	7	8	9	AB	R	H	RBI	BB	SO	LOB
7 Alex Presley, L (1, 7) OBP: 0.306, SLG: 0.277	C SI 93 F FF 93 B FF 94 F SI 93 B SL 86 F FF 93 B CH 84 B SI 94 4-2 12 G4-3 12 S BB		C FF 94 X SI 92 0-1 ③ F8			X CH 83 0-0 12 SH1-3 1B		L SI 93 C SI 93 F FF 93 S CU 83 0-3 ② K		3	0	1	0	1	1	0
12 Clint Barmes, R (1, 6) OBP: 0.158, SLG: 0.194	C SI 94 S SL 85 X FF 94 0-2 ① G4-3 1-3			C SI 92 X SI 93 0-1 ① G4-3		1 SAFE 1 SAFE X SI 92 0-0 ① SH1-3 1-2		S SI 92 X SI 93 0-1 22 1B 18 1B 1B		3	1	1	0	0	0	1
22 Andrew McCutchen, R (1, 8) OBP: 0.460, SLG: 0.444	B SI 94 B SL 89 F FF 93 B FF 94 B CH 85 4-1 18 G6-3 BB			B SL 89 F FF 94 X SL 89 1-1 18 G1-6-3 1B		B SI 91 B FF 92 F SL 89 F FF 93 S FF 94 2-3 ② K		X SI 93 0-0 18 1B 1-2 1B		3	0	2	0	1	1	1
18 Neil Walker, S (1, 4) OBP: 0.279, SLG: 0.244	C FF 94 D SI 93 B FF 93 F CH 85 B FF 91 F SI 95 F FF 95 X CH 85 3-2 ② ③ G6-3 1-2f			1 SAFE X SI 93 0-0 ② ③ G1-6-3 1-2f		C SI 94 X SL 84 0-1 ③ F7		X SI 93 0-0 1-3 2-H 1B		4	0	1	1	0	0	4
14 Casey McGehee, R (1, 3) OBP: 0.290, SLG: 0.419		B SI 93 C SI 92 X CH 84 1-1 ① F8			X SL 87 0-0 E5 55 FC6-4 24 BB		B SI 92 X SL 87 1-0 ① F8	D CU 82 B SI 94 B FF 95 X SI 95 3-0 ③ P2		4	0	0	0	0	0	2
46 Garrett Jones, L (1, 9) OBP: 0.269, SLG: 0.577 31 Jose Tabata, R (7, 9) OBP: 0.158, SLG: 0.111		C FF 93 S SL 84 X CU 82 0-2 ② F8			B SI 91 F SI 92 X FF 92 1-1 ① F7		B CH 83 F SI 93 B SL 86 S SI 93 S SI 93 2-3 ② K		C SI 85 B SI 85 S SI 85 B CU 75 F SI 86 S SI 86 2-3 ① K	3 1	0 0	0 0	0 0	0 0	1 1	1 0
24 Pedro Alvarez, L (1, 5) OBP: 0.107, SLG: 0.296		B CH 84 C CH 84 F FF 93 S FF 93 1-3 ③ K			B SI 93 1 SAFE B FF 94 B CH 83 C FF 93 B SI 94 4-1 55 FC6-4 1-2 BB		B SI 94 B CH 84 X CH 84 2-0 HR		F SI 86 B SI 88 X SI 86 1-1 ② G4-3	3	1	1	1	1	1	0
55 Michael McKenry, R (1, 2) OBP: 0.467, SLG: 0.545			B FF 94 X SI 92 1-0 53 G4-6-3 1B		C FF 94 X SL 88 0-1 ② FC6-4 1-2f 2-3		S SI 93 C FF 92 S SI 91 0-3 ③ K		B SI 87 F SI 86 B SI 87 X SI 87 2-1 ③ G5-3	4	0	1	0	0	1	2
53 James McDonald, L (1, 1) OBP: 0.200, SLG: 0.200 2 Nate McLouth, L (5, PH) OBP: 0.286, SLG: 0.250 32 Brad Lincoln, L (5, 1) 5 Josh Harrison, R (8, PH) OBP: 0.188, SLG: 0.333 30 Chris Resop, R (8, 1) 44 Tony Watson, L (8, 1) 37 Juan Cruz, R (9, 1)			C SI 93 1 SAFE X SI 92 0-1 ① ② G4-6-3 1-2f		C FF 94 C SI 93 F SI 94 F SI 94 B SI 94 X FF 93 1-2 ③ L9			B FF 92 S SL 86 F SI 92 B SI 93 X SL 88 2-2 ① F9		1 1 0 1 0 0 0	0 0 0 0 0 0 0	0 0 0 0 0 0 0	0 0 0 0 0 0 0	0 0 0 0 0 0 0	0 0 0 0 0 0 0	1 2 0 0 0 0 0
Inning Stats	R: 0 E: 0 K: 0 S: 13 H: 0 LOB: 1 BB: 2 P: 24	R: 0 E: 0 K: 1 S: 8 H: 0 LOB: 0 BB: 0 P: 10	R: 0 E: 0 K: 0 S: 5 H: 1 LOB: 0 BB: 0 P: 6	R: 0 E: 0 K: 0 S: 5 H: 1 LOB: 0 BB: 0 P: 6	R: 0 E: 1 K: 0 S: 11 H: 0 LOB: 2 BB: 1 P: 17	R: 0 E: 0 K: 1 S: 7 H: 1 LOB: 1 BB: 0 P: 9	R: 1 E: 0 K: 2 S: 8 H: 1 LOB: 0 BB: 0 P: 13	R: 1 E: 0 K: 1 S: 12 H: 3 LOB: 2 BB: 0 P: 17	R: 0 E: 0 K: 1 S: 8 H: 0 LOB: 0 BB: 0 P: 13	1B: 6 2B: 0 3B: 0 HR: 1	SF: 0 SAC: 1 DP: 3 HBP: 0					

AB	31
R	2
H	7
RBI	2
BB	3
SO	6
LOB	14

WP: 0 PB: 0 SB: 1 CS: 0 PA: 35

PITCHER		IP	WLS	BF	H	R	ER	SO	BB	IBB	HBP	BLK	WP	HR	S	P	ERA	WHIP
41 Daniel Hudson, R ERA: 6.0	(1, 1)	7.2	L	30	6	2	2	5	3	0	0	0	0	1	67	97	2.35	1.174
30 David Hernandez, R ERA: 4.26	(8, 1)	0.1		2	1	0	0	0	0	0	0	0	0	0	2	5	0.00	3.000
29 Brad Ziegler, R ERA: 1.8	(9, 1)	1.0		3	0	0	0	1	0	0	0	0	0	0	8	13	0.00	0.000

PITCHER		IP	WLS	BF	H	R	ER	SO	BB	IBB	HBP	BLK	WP	HR	S	P	ERA	WHIP

Batter	1	2	3	4	5	6	7	8	9	AB	R	H	RBI	BB	SO	LOB
18 Willie Bloomquist, R (1, 6) OBP: 0.275, SLG: 0.410	B FF 90 F FF 91 S SL 80 F SL 82 B FF 92 B FF 91 X FF 91 3-2 13 1B 3B		C SI 91 F SI 91 T SL 79 0-2 ① K		C FF 92 B CU 83 L FF 92 S CU 82 1-3 ③ K			B FF 91 F FF 92 B SL 88 B SI 94 F SI 92 F FF 94 X SI 94 3-2 ① G1-3		4	1	1	0	0	2	0
2 Aaron Hill, R (1, 4) OBP: 0.333, SLG: 0.512	B SI 93 C SL 80 B SI 91 F SI 92 D CU 77 F SI 91 X SI 91 3-2 ① L4		B SL 79 F SL 79 B SI 92 X SI 91 2-1 ② F8			B FF 91 B FF 92 X FF 91 2-0 3B		F SL 87 B CU 80 C FF 93 X CU 82 1-2 13 G4-6-3 1B		4	0	2	0	0	0	1
13 Jason Kubel, L (1, 9) OBP: 0.324, SLG: 0.303	C SI 92 B CU 77 B FF 94 B CU 75 S FF 93 X FF 93 3-2 14 F8 26 BB 3-H 1B		C SI 91 B CH 84 S SL 81 B FF 92 B SL 82 F FF 90 X FF 93 3-2 1B			B FF 92 C FF 92 C CU 81 S CU 82 1-3 ① K		B SI 90 C SL 81 1 SAFE F SI 90 B SL 83 X SI 91 2-2 ②③ G4-6-3 1-2f		4	0	2	1	0	1	2
26 Miguel Montero, L (1, 2) OBP: 0.404, SLG: 0.436 10 Justin Upton, R (9, PR) OBP: 0.350, SLG: 0.273	C FF 93 B CU 77 B CH 83 F FF 92 B CU 76 B FF 93 4-2 1-2 BB		F CU 76 C FF 93 F FF 93 F SL 81 B CU 77 X CU 76 1-2 ③ G4-3			I IN 72 I IN 75 I IN 76 I IN 76 4-0 14 G5-4-3 IBB			B SL 75 F FC 87 S FC 89 B FF 94 F SL 80 B FC 89 X FC 88 3-2 11 FC6-4 1B	2 0	0 0	1 0	0 0	2 0	0 0	1 0
14 Ryan Roberts, R (1, 5) OBP: 0.286, SLG: 0.318	C SL 80 X SL 80 0-1 ② F8 2-3			B SI 93 B SL 80 X SI 91 2-0 ① G6-3		X CU 81 0-0 ②③ G5-4-3 1-2f			C FF 93 1 SAFE S FF 93 S FF 94 0-3 ① K	4	0	0	0	0	1	5
37 Lyle Overbay, L (1, 3) OBP: 0.300, SLG: 0.500	B SI 92 F SI 91 B CU 76 B SI 92 X FF 92 3-1 ③ F7			B FF 91 F FF 92 B CU 75 F FF 92 B CU 77 X FF 93 3-2 ② G3			C CU 78 F CU 81 S FF 92 0-3 ① K		B FF 94 X SL 79 1-0 ② L6	4	0	0	0	0	1	3
11 AJ Pollock, R (1, 8)		C SI 90 B SI 91 X FF 92 1-1 ① F8		X SL 80 0-0 ③ P3			B FF 92 C FF 93 B CU 82 B FF 92 B FF 92 4-1 8 CS BB		B FC 89 C SL 79 B FF 94 X FC 88 2-1 ③ FC6-4 1-2f	3	0	0	0	1	0	1
8 Gerardo Parra, L (1, 7) OBP: 0.296, SLG: 0.360		B SL 80 C FF 92 B CH 83 F FF 93 F SI 92 B CU 76 F FF 93 X FF 92 3-2 ② P2			C CU 78 F CU 82 F FF 92 X FF 91 0-2 ① L5		1 SAFE 1 SAFE S CU 81 P PO 85 1 SAFE B FF 91 B CU 82 B SI 91 4-1 ② 1-2 BB			2	0	0	0	1	0	0
41 Daniel Hudson, R (1, 1) OBP: 0.375, SLG: 0.286 30 David Hernandez, R (8, 1) 29 Brad Ziegler, R (9, 1)		F FF 92 B SI 93 B FF 92 S FF 92 C FF 92 2-3 ③ K			B FF 92 F FF 92 X FF 93 1-1 ② P3		F FF 91 C CU 80 B CU 82 C CU 80 1-3 ③ K			3 0 0	0 0 0	0 0 0	0 0 0	0 0 0	2 0 0	1 0 0
Inning Stats	R: 1 E: 0 K: 0 S: 17 H: 2 LOB: 2 BB: 1 P: 33	R: 0 E: 0 K: 1 S: 10 H: 0 LOB: 0 BB: 0 P: 16	R: 0 E: 0 K: 1 S: 14 H: 1 LOB: 1 BB: 0 P: 20	R: 0 E: 0 K: 0 S: 5 H: 0 LOB: 0 BB: 0 P: 10	R: 0 E: 0 K: 1 S: 9 H: 0 LOB: 0 BB: 0 P: 11	R: 0 E: 0 K: 1 S: 5 H: 1 LOB: 1 BB: 1 P: 12	R: 0 E: 0 K: 2 S: 9 H: 0 LOB: 1 BB: 2 P: 17	R: 0 E: 0 K: 0 S: 10 H: 1 LOB: 0 BB: 0 P: 16	R: 0 E: 0 K: 1 S: 10 H: 1 LOB: 1 BB: 0 P: 16	1B: 4 2B: 0 3B: 2 HR: 0	SF: 0 SAC: 0 DP: 2 HBP: 0	WP: 0 PB: 0 SB: 0 CS: 1	PA: 34				

PITCHER	IP	WLS	BF	H	R	ER	SO	BB	IBB	HBP	BLK	WP	HR	S	P	ERA	WHIP
53 James McDonald, R (1, 1) ERA: 3.45	4.0		16	3	1	1	2	1	0	0	0	0	0	46	79	2.25	1.000
32 Brad Lincoln, R (5, 1) ERA:	3.0	W	11	1	0	0	4	2	1	0	0	0	0	23	40	0.00	1.000
30 Chris Resop, R (8, 1) ERA: 1.5	0.1	H	2	1	0	0	0	0	0	0	0	0	0	7	11	0.00	3.000
44 Tony Watson, L (8, 1) ERA: 1.59	0.2	H	1	0	0	0	0	0	0	0	0	0	0	3	5	0.00	0.000
37 Juan Cruz, R (9, 1) ERA:	1.0	S	4	1	0	0	1	0	0	0	0	0	0	10	16	0.00	1.000

PITCHER	IP	WLS	BF	H	R	ER	SO	BB	IBB	HBP	BLK	WP	HR	S	P	ERA	WHIP

BOTTOM

Pittsburgh Pirates @ Arizona Diamondbacks

Chase Field, Phoenix, AZ

Wed Apr 18 2012, 12:43 PM - 3:30 PM MST

Att. 18,368 - Sunny - 84 F

livebaseballscorecards.com

AB	30
R	1
H	6
RBI	1
BB	4
SO	7
LOB	14

St. Louis Cardinals @ Pittsburgh Pirates

PNC Park, Pittsburgh, PA

Fri Apr 20 2012, 7:09 PM - 9:45 PM EDT

Att. 23,509 - Partly Cloudy - 78 F

TOP

livebaseballscorecards.com

Batter	1	2	3	4	5	6	7	8	9	AB	R	H	RBI	BB	SO	LOB
15 Rafael Furcal, S (1, 6) OBP: 0.397, SLG: 0.508	F SI 90 F FC 87 F FF 92 S CU 77 0-3 ① **K**		B FC 85 F FC 87 F FS 83 B CU 78 F CU 79 B FF 90 B SI 90 4-2 7 E **BB**		D CU 78 B SI 88 C SI 88 X FC 87 2-1 ① **G5-3** 1-2		B SI 91 X SI 91 1-0 ② **F7**		1 SAFE X SI 91 0-0 13 F8 1-H **2B**	4	0	1	1	1	1	1
13 Matt Carpenter, L (1, 3) OBP: 0.333, SLG: 0.581	B SI 90 B SI 91 F SI 91 B FC 87 B SI 90 4-1 7 G6-3 **BB**		1 SAFE B SI 90 C SI 90 1 SAFE C CU 77 S CU 78 1-3 ② **K**		B FC 84 B FC 83 B SI 87 C SI 88 C SI 88 B SI 90 4-2 7 FC6-4 **BB**		X SI 92 0-0 ③ **G4-3**		B FF 92 B SI 91 B SI 92 C SI 90 X SI 91 3-1 ② **F8** 2-3	3	0	0	0	2	1	2
7 Matt Holliday, R (1, 7) OBP: 0.227, SLG: 0.375	X SI 89 0-0 ②③ **G6-3** 1-2f		C CU 77 C CU 78 B SI 91 B SI 91 X CU 78 2-2 **E6** 1-3		X SI 89 0-0 ② **FC6-4** 3 1B 1-2f 2-3			C SI 91 B CH 84 F SI 90 B SL 84 X SI 92 2-2 23 3 G5-4-3 1B	B SI 92 B SI 91 F SI 91 B SI 92 X SI 91 3-1 ③ **G4-3**	5	0	1	0	0	0	5
3 Carlos Beltrán, S (1, 9) OBP: 0.448, SLG: 0.653		C SI 89 B FC 85 B FC 84 B SI 89 C SI 89 X SI 89 3-2 **E1** 4 E	C FF 91 F FC 85 X CU 75 0-2 ③ **L4**		B CU 78 X CU 77 1-0 **1B** 1-2 3-H			C SI 92 F SI 91 B SL 84 X SI 91 1-2 23 G5-4-3 1-2 **1B**		4	1	2	1	0	0	2
23 David Freese, R (1, 5) OBP: 0.404, SLG: 0.591		B SI 90 C SI 88 F CU 77 F CU 77 B SI 89 F SI 90 F SI 90 F SI 91 C FC 84 2-3 ① **K**		F SI 89 B FS 82 B CU 76 B SI 90 X SI 89 3-1 44 G1-3 **1B**	X SI 88 0-0 ③ **F9**			C SI 92 X SI 92 0-1 ①② **G5-4-3** 1-2f 2-3		4	0	1	0	0	1	5
4 Yadier Molina, R (1, 2) OBP: 0.380, SLG: 0.644		D CU 77 C CU 77 S SI 90 X SI 88 1-2 **E6** 1-H **2B**		C SI 89 B FS 82 B CU 76 1 SAFE C CU 77 1 SAFE T CU 77 2-2 ① **K**		S FF 90 X CU 76 0-1 ① **F9**		X SI 92 0-0 ③ **G6-3**		4	0	1	1	0	1	2
55 Skip Schumaker, L (1, 8) 44 Erik Komatsu, L (1, 8) OBP: 0.294, SLG: 0.200		C FC 86 X CU 78 0-1 ② **G1-3**		C SI 88 C FC 85 X CU 77 0-2 ② **G1-3** 1-2		B FF 91 X FF 90 1-0 ② **L7**			X SI 91 0-0 ① **L8**	0 4	0 0	0 0	0 0	0 0	0 0	0 2
33 Daniel Descalso, L (1, 4) OBP: 0.304, SLG: 0.350		B FC 88 B CU 78 S FC 84 F FC 84 F CU 77 S CU 78 2-3 ③ **K**		C CU 77 X FC 85 0-1 ③ **G4-3**		X FF 90 0-0 ③ **P5**			C SI 91 B CH 85 B SI 91 X SI 91 2-1 **HR**	4	1	1	1	0	1	2
31 Lance Lynn, S (1, 1) OBP: 0.375, SLG: 0.375 41 Mitchell Boggs, R (8, 1) 43 Shane Robinson, R (9, PH) OBP: 0.375, SLG: 0.625 30 Jason Motte, R (9, 1)			C SI 90 B CU 77 F SI 89 B FC 84 B SI 89 S SI 90 3-3 ① **K**		C SI 90 X SI 89 0-1 7 15 FC6-4 G5-3 3 1B **1B**		S SI 92 X SI 92 0-1 ① **G5-3**		X SI 91 0-0 ① **E4** 15 2B	3 0 1 0	1 0 1 0	1 0 0 0	0 0 0 0	0 0 0 0	1 0 0 0	0 0 0 0
Inning Stats	R: 0 E: 0 K: 1 S: 6 H: 0 LOB: 0 BB: 1 P: 10	R: 1 E: 2 K: 2 S: 19 H: 1 LOB: 1 BB: 0 P: 27	R: 0 E: 1 K: 2 S: 15 H: 0 LOB: 2 BB: 1 P: 25	R: 0 E: 0 K: 1 S: 10 H: 1 LOB: 1 BB: 0 P: 15	R: 1 E: 0 K: 0 S: 9 H: 2 LOB: 2 BB: 1 P: 16	R: 0 E: 0 K: 0 S: 4 H: 0 LOB: 0 BB: 0 P: 5	R: 0 E: 0 K: 0 S: 4 H: 0 LOB: 0 BB: 0 P: 5	R: 0 E: 0 K: 0 S: 9 H: 2 LOB: 1 BB: 0 P: 12	R: 2 E: 1 K: 0 S: 9 H: 2 LOB: 1 BB: 0 P: 17	1B: 5 2B: 2 3B: 0 HR: 1	SF: 0 SAC: 0 DP: 2 HBP: 0					

	AB	36
	R	4
	H	8
	RBI	4
	BB	3
	SO	6
	LOB	21

WP: 0 PB: 0 SB: 0 CS: 0 PA: 39

PITCHER		IP	WLS	BF	H	R	ER	SO	BB	IBB	HBP	BLK	WP	HR	S	P	ERA	WHIP
50 Charlie Morton, R ERA: 3.6	(1, 1)	5.0	L	23	4	2	1	6	3	0	0	0	0	0	59	93	1.80	1.400
47 Evan Meek, R ERA: 4.5	(6, 1)	1.0		3	0	0	0	0	0	0	0	0	0	0	4	5	0.00	0.000
48 Jared Hughes, R ERA: 2.08	(7, 1)	3.0		13	4	2	1	0	0	0	0	0	0	1	22	34	3.00	1.333

PITCHER	IP	WLS	BF	H	R	ER	SO	BB	IBB	HBP	BLK	WP	HR	S	P	ERA	WHIP

Batter	1	2	3	4	5	6	7	8	9	AB	R	H	RBI	BB	SO	LOB
7 Alex Presley, L (1, 7) OBP: 0.302, SLG: 0.333	B FF 91 X FF 92 1-0 IHR		C FF 91 B CH 84 F FF 91 B FF 95 F CU 80 X FF 93 2-2 ③ F7			B FF 91 C FF 93 B FF 93 X FF 92 2-1 ③ G1-3			C SI 92 F FF 97 X FF 97 0-2 ① F8	4	1	1	1	0	0	1
31 Jose Tabata, R (1, 9) OBP: 0.190, SLG: 0.150	C FF 91 F CU 78 F FF 92 B FF 92 B FF 92 B CU 80 X FF 92 3-2 22 FC6-4 1B			C FF 92 B SL 88 F CU 80 X CU 79 1-2 18 CS 1B			F FF 91 B FF 91 B FF 91 B FF 90 X FF 93 3-1 ① G4-3		B FF 95 B FF 95 C FF 95 X FF 96 2-1 ② FC6-4 22 FC6-4 1-2f	4	0	2	0	0	0	1
22 Andrew McCutchen, R (1, 8) OBP: 0.426, SLG: 0.408	X FF 92 0-0 ① FC6-4 18 G4-6-3 1-2f			1 SAFE P PO 86 1 SAFE C FF 92 C SL 87 B SL 88 X SL 86 2-2 F9 ①			B CU 80 F CU 80 X CU 80 1-1 ② F7		C FF 96 F FF 98 F FF 98 B FC 90 F SL 87 F SL 88 F FF 97 B FF 97 X FF 96 2-2 ③ FC6-4 1-2f	4	0	0	0	0	0	3
18 Neil Walker, S (1, 4) OBP: 0.283, SLG: 0.233	P PO 84 B FF 91 X SI 91 2-0 ②③ G4-6-3 1-2f			C FF 92 B CH 84 X SL 85 1-1 ②③ F8 1-2			B CU 79 C CU 78 B CU 78 S CU 78 B FF 94 B FF 94 4-2 BB			2	0	0	0	1	0	2
46 Garrett Jones, L (1, 3) OBP: 0.276, SLG: 0.552		C SI 89 X FF 92 0-1 ① F8			S CU 76 B CU 77 B CH 83 B SI 88 F FF 91 X CU 78 3-2 26 G5-4-3 1B		1 SAFE 1 SAFE B SI 91 B SI 89 B CH 84 C CU 79 S FF 92 S FF 93 3-3 ③ K			3	0	1	0	0	1	1
26 Rod Barajas, R (1, 2) OBP: 0.125, SLG: 0.133		C FF 92 B FF 93 B CU 80 F CU 80 X FF 94 2-2 ② F9			X SI 90 0-0 ①② G5-4-3 1-2f			X SL 84 0-0 ① G1-3		3	0	0	0	0	0	1
24 Pedro Alvarez, L (1, 5) OBP: 0.097, SLG: 0.267		F SI 91 S FF 93 B FF 92 C FF 93 1-3 ③ K			B CH 84 B CH 83 X CH 83 2-0 ③ F8			C SI 94 S CH 86 S CH 89 0-3 ② K		3	0	0	0	0	2	0
12 Clint Barmes, R (1, 6) OBP: 0.146, SLG: 0.179			T FF 91 X CU 79 0-1 ① G5-3			C CU 77 S CU 79 B FF 93 T FF 93 1-2 ① K		C SL 84 S SL 87 S SL 86 0-3 ③ K		3	0	0	0	0	2	0
50 Charlie Morton, R (1, 1) 47 Evan Meek, R (6, 1) 36 Yamaico Navarro, R (6, PH) 48 Jared Hughes, R (7, 1) 14 Casey McGehee, R (9, PH) OBP: 0.313, SLG: 0.419			C FF 92 S FF 91 B FF 94 S FF 94 1-3 ② K			C CU 79 X CU 80 0-1 ② G5-3			B FC 94 C FF 95 C SL 88 F FF 97 B SL 88 B FF 96 B FF 93 4-2 31 FC6-4 BB	1 0 1 0 0	0 0 0 0 0	0 0 0 0 0	0 0 0 0 0	1 0 0 0 1	0 0 0 0 0	0 0 0 0 0
Inning Stats	R: 1 E: 0 K: 0 S: 8 H: 2 LOB: 0 BB: 0 P: 13	R: 0 E: 0 K: 1 S: 8 H: 0 LOB: 0 BB: 0 P: 11	R: 0 E: 0 K: 1 S: 9 H: 0 LOB: 0 BB: 0 P: 12	R: 0 E: 0 K: 0 S: 9 H: 1 LOB: 0 BB: 0 P: 12	R: 0 E: 0 K: 0 S: 5 H: 1 LOB: 0 BB: 0 P: 10	R: 0 E: 0 K: 1 S: 7 H: 0 LOB: 0 BB: 0 P: 10	R: 0 E: 0 K: 1 S: 9 H: 0 LOB: 1 BB: 1 P: 20	R: 0 E: 0 K: 2 S: 7 H: 0 LOB: 0 BB: 0 P: 7	R: 0 E: 0 K: 0 S: 15 H: 0 LOB: 1 BB: 1 P: 23	1B: 3 2B: 0 3B: 0 HR: 1 SF: 0 SAC: 0 DP: 2 HBP: 0						

PITCHER		IP	WLS	BF	H	R	ER	SO	BB	IBB	HBP	BLK	WP	HR	S	P	ERA	WHIP
31 Lance Lynn, R ERA: 1.42	(1, 1)	7.0	W	23	4	1	1	4	1	0	0	0	0	0	55	88	1.29	0.714
41 Mitchell Boggs, R ERA: 1.13	(8, 1)	1.0	H	3	0	0	0	2	0	0	0	0	0	0	7	7	0.00	0.000
30 Jason Motte, R ERA: 1.5	(9, 1)	1.0	S	4	0	0	0	0	1	0	0	0	0	0	15	23	0.00	1.000

PITCHER	IP	WLS	BF	H	R	ER	SO	BB	IBB	HBP	BLK	WP	HR	S	P	ERA	WHIP

BOTTOM

St. Louis Cardinals @ Pittsburgh Pirates

PNC Park, Pittsburgh, PA

Fri Apr 20 2012, 7:09 PM - 9:45 PM EDT

Att. 23,509 - Partly Cloudy - 78 F

livebaseballscorecards.com

AB	28
R	1
H	4
RBI	1
BB	2
SO	6
LOB	9

WP: 0 PA: 30
PB: 0
SB: 0
CS: 1

Batter	1	2	3	4	5	6	7	8	9	AB	R	H	RBI	BB	SO	LOB
15 Rafael Furcal, S (1, 6) OBP: 0.394, SLG: 0.492	B FF 93 B SI 93 B FF 92 B FF 92 4-0 7 BB 13 1B BB		B CH 88 F FF 91 X KC 81 1-1 ① F7			B FF 91 B CH 86 F FF 91 B SI 91 X FF 92 3-1 ① G3		B FF 90 X FF 90 1-0 ① SH1-4 1-2 2-3		2	0	0	0	1	0	0
13 Matt Carpenter, L (1, 3) OBP: 0.350, SLG: 0.571	C FF 93 X SI 93 0-1 7 BB 1-2 1B		B CH 87 B FF 92 X FF 91 2-0 ② L4			X CH 87 0-0 1B		B SI 90 C SI 91 F SI 91 S SL 83 1-3 ② K		4	0	2	0	0	1	2
7 Matt Holliday, R (1, 7) OBP: 0.229, SLG: 0.358	B FF 93 F SI 93 B FF 94 B FF 94 B FF 94 4-1 1-2 2-3 BB		C KC 80 B SI 93 F CH 89 B FF 93 F KC 84 C FF 93 2-3 ③ K			F SI 92 1 SAFE F SI 91 S FF 91 0-3 ② K		C SL 82 S FF 92 F FF 92 F SL 82 S SL 81 0-3 ③ K		3	0	0	0	1	3	3
3 Carlos Beltrán, S (1, 9) OBP: 0.419, SLG: 0.604	C FF 94 B SI 90 F CH 89 S KC 85 1-3 ① K			S CH 87 F CH 88 C SI 93 0-3 ① K		C FF 92 X FF 92 0-1 ③ G4-3			C FF 94 S SL 87 S SL 88 0-3 ① K	4	0	0	0	0	3	4
23 David Freese, R (1, 5) OBP: 0.392, SLG: 0.553	C FF 93 F KC 82 F KC 84 B KC 83 F FF 94 S FF 94 1-3 ② K			C KC 81 X FF 92 0-1 ② L9			X SI 92 0-0 ① G6-3		B FF 96 B FF 94 B FF 94 C FF 95 B FF 93 4-1 43 FC5 4 BB BB	3	0	0	0	1	1	3
4 Yadier Molina, R (1, 2) OBP: 0.370, SLG: 0.604 19 Jon Jay, L (9, PR) OBP: 0.391, SLG: 0.535	C KC 82 S KC 84 X KC 84 0-2 ③ L6			F FF 92 X FF 92 0-1 ③ F8			F FF 91 B SI 91 X KC 81 1-1 ② G5-3		B SL 90 C FF 95 D SL 88 B FF 97 B FF 96 4-1 1-2 43 FC5 BB	3 0	0 0	0 0	0 0	1 0	0 0	3 0
33 Daniel Descalso, L (1, 4) OBP: 0.306, SLG: 0.349 59 Fernando Salas, R (7, 1) 34 Marc Rzepczynski, L (8, 1) 44 Erik Komatsu, L (9, PH) OBP: 0.278, SLG: 0.188		S FF 91 C SI 93 S KC 81 0-3 ① K			F FF 92 C SI 92 B KC 80 B KC 80 X SI 92 2-2 43 G4-6-3 1B		X CH 88 0-0 ③ G4-3		B FF 95 B FF 95 C FF 95 B FF 94 C FF 94 T FF 95 3-2 ② K	3 0 0 1	0 0 0 0	1 0 0 0	0 0 0 0	0 0 0 1	1 0 0 0	0 0 0 2
43 Shane Robinson, R (1, 8) OBP: 0.350, SLG: 0.550		X FF 93 0-0 ② G4-3			X FF 92 0-0 ①② G4-6-3 1-2f			C FF 92 B FC 87 X FC 86 1-1 15 SH1-4 27 1B 1B	X FF 94 0-0 ③ FC5 1-2 2-3f	4	0	1	0	0	0	3
35 Jake Westbrook, R (1, 1) OBP: 0.143, SLG: 0.143 27 Tyler Greene, R (7, 4) OBP: 0.300, SLG: 0.370		C FF 92 B SI 92 X FF 91 1-1 ③ G6-3			C FF 90 C SI 90 B KC 80 C KC 79 1-3 ③			B FC 87 F FC 85 C FF 92 B FF 92 F FC 88 1 SAFE X SL 80 2-2 15 SH1-4 1-2 1B		2 1	0 0	0 1	0 0	0 0	1 0	0 0

Inning Stats	1	2	3	4	5	6	7	8	9
	R: 0 E: 0 K: 2 S: 14	R: 0 E: 0 K: 1 S: 6	R: 0 E: 0 K: 1 S: 7	R: 0 E: 0 K: 1 S: 7	R: 0 E: 0 K: 1 S: 7	R: 0 E: 0 K: 1 S: 8	R: 0 E: 0 K: 0 S: 4	R: 0 E: 0 K: 2 S: 15	R: 0 E: 0 K: 2 S: 9
	H: 1 LOB: 3 BB: 2 P: 24	H: 0 LOB: 0 BB: 0 P: 7	H: 0 LOB: 0 BB: 0 P: 12	H: 0 LOB: 0 BB: 0 P: 7	H: 1 LOB: 0 BB: 0 P: 10	H: 1 LOB: 1 BB: 0 P: 11	H: 0 LOB: 0 BB: 0 P: 5	H: 2 LOB: 2 BB: 0 P: 20	H: 0 LOB: 2 BB: 2 P: 20

1B: 5 SF: 0
2B: 0 SAC: 1
3B: 0 DP: 1
HR: 0 HBP: 0

WP: 0 PA: 35
PB: 0
SB: 0
CS: 0

PITCHER		IP	WLS	BF	H	R	ER	SO	BB	IBB	HBP	BLK	WP	HR	S	P	ERA	WHIP
34 A.J. Burnett, R ERA:	(1, 1)	7.0	W	25	3	0	0	7	2	0	0	0	0	0	53	76	0.00	0.714
37 Juan Cruz, R ERA:	(8, 1)	0.1	H	3	2	0	0	0	0	0	0	0	0	0	7	11	0.00	6.000
44 Tony Watson, L ERA: 1.5	(8, 1)	0.1	H	1	0	0	0	1	0	0	0	0	0	0	3	4	0.00	0.000
39 Jason Grilli, R ERA: 2.84	(8, 1)	0.1	H	1	0	0	0	1	0	0	0	0	0	0	5	5	0.00	0.000
Joel Hanrahan, R ERA: 3.6	(9, 1)	1.0	S	5	0	0	0	2	2	0	0	0	0	0	9	20	0.00	2.000

PITCHER	IP	WLS	BF	H	R	ER	SO	BB	IBB	HBP	BLK	WP	HR	S	P	ERA	WHIP

TOP

St. Louis Cardinals @ Pittsburgh Pirates

PNC Park, Pittsburgh, PA

Sat Apr 21 2012, 7:08 PM - 9:48 PM EDT

Att. 25,218 - Drizzle - 45 F

livebaseballscorecards.com

AB	30
R	0
H	5
RBI	0
BB	4
SO	11
LOB	20

Batter	1	2	3	4	5	6	7	8	9	AB	R	H	RBI	BB	SO	LOB
7 Alex Presley, L (1, 7) OBP: 0.298, SLG: 0.327	C SI 90 S SI 90 C SI 91 0-3 ① K		X SI 91 0-0 ② G1-3 1-2 2-3		C SI 91 B CH 81 F SI 91 F CH 83 B CU 79 F SI 92 F FC 87 B SI 92 X SI 92 3-2 ③ G5-3		F SI 90 B SI 90 F SI 90 B SI 89 F SI 90 F SI 91 F SI 90 F CH 80 X SI 90 2-2 31 S 1B			4	0	1	0	0	1	2
31 Jose Tabata, R (1, 9) OBP: 0.196, SLG: 0.140	C SI 91 B SI 91 B SI 91 F SI 92 X SI 91 2-2 ② G1		B SI 90 S SI 90 F SI 90 B SI 90 F SI 90 B CU 81 S CU 80 3-3 ③ K			X FC 85 0-0 ① B2-3	1 SAFE 1 SAFE F FF 90 S KC 81 B FF 91 D KC 82 F CH 85 B FF 90 B FF 90 4-2 22 CS BB 1-2			3	0	0	0	1	1	2
22 Andrew McCutchen, R (1, 8) OBP: 0.431, SLG: 0.434	F SI 91 C FC 87 F SI 92 X CH 80 0-2 ③ L5			B CU 78 F FC 86 B SI 90 X SI 90 2-1 18 1B 24 1B 1B		C SI 89 B CU 79 B CU 79 X SI 90 2-1 14 FC6-4 24 1B 2B	B KC 80 S FF 90 F FF 90 B CH 84 2-2 ③ CS 1-2	X FF 89 0-0 ① F7		4	2	2	0	0	0	0
18 Neil Walker, S (1, 4) OBP: 0.300, SLG: 0.239		B SI 91 C SI 91 F SI 90 B SI 91 X CH 80 2-2 ① G3		B SI 91 X FC 84 1-0 24 1B 1-3 1B		B FC 84 B CH 79 B SI 88 B SI 88 4-0 14 FC6-4 BB		F FF 90 X CH 85 0-1 E8		3	0	1	0	1	0	0
14 Casey McGehee, R (1, 3) OBP: 0.278, SLG: 0.371		C SI 92 B FC 86 B FC 86 B SI 91 F SI 92 X SI 92 3-2 ② G1-3		F SI 90 F FC 86 B CU 80 B SI 90 C SI 91 2-3 ① K		B SI 90 X SI 89 1-0 ② FC6-4 24 1B 1-2f 2-3		C KC 79 D KC 79 B FF 91 B KC 80 X FF 90 3-1 ② L9		4	0	0	0	0	1	5
24 Pedro Alvarez, L (1, 5) OBP: 0.143, SLG: 0.294		B CU 76 F SI 92 B CH 81 X CH 80 2-1 ③ G4-3		1 SAFE B SI 90 F FC 86 B SI 90 S CH 80 X CH 80 2-2 12 G6-4-3 1-2 3-H 1B		B SI 89 S FC 85 B FC 84 X CH 80 2-1 12 FC6-4 1-2 3-H 1B		X SL 83 0-0 ③ F8		4	0	2	2	0	0	1
12 Clint Barmes, R (1, 6) OBP: 0.136, SLG: 0.167			C SI 90 F SI 90 X FC 85 0-2 ① L9	X SI 90 0-0 ② ③ G6-4-3 1-2f		C SI 89 X SI 89 0-1 ③ FC6-4 1-2f				3	0	0	0	0	0	4
26 Rod Barajas, R (1, 2) OBP: 0.143, SLG: 0.152			C FC 85 F CU 80 X FC 86 0-2 7 G1-3 34 BB 1B		B SI 90 C SI 90 F SI 89 S SI 90 1-3 ① K		B SI 89 B FC 85 X SI 89 2-0 ① F7			3	0	1	0	0	1	0
34 A.J. Burnett, R (1, 1) 2 Nate McLouth, L (7, PH) OBP: 0.267, SLG: 0.231 37 Juan Cruz, R (8, 1) 44 Tony Watson, L (8, 1) 39 Jason Grilli, R (8, 1) Joel Hanrahan, R (9, 1)			B SI 90 B SI 90 B SI 90 B SI 89 4-0 7 G1-3 1-2 BB		C SI 90 S SI 91 S SI 91 0-3 ② K		B SI 90 B FC 86 S SI 90 B SI 89 T SI 90 S SI 90 3-3 ② K			1 0 0 0 1 1 0 1 0 0 0 0 1 0 0 0 0 0 0 0 0 0 0 0 0 0 0 0 0 0 0 0 0 0 0 0 0 0 0 0 0 0						
Inning Stats	R: 0 E: 0 K: 1 S: 10 H: 0 LOB: 0 BB: 0 P: 12	R: 0 E: 0 K: 0 S: 8 H: 0 LOB: 0 BB: 0 P: 15	R: 0 E: 0 K: 1 S: 11 H: 1 LOB: 2 BB: 1 P: 18	R: 1 E: 0 K: 1 S: 10 H: 3 LOB: 1 BB: 0 P: 17	R: 0 E: 0 K: 2 S: 12 H: 0 LOB: 0 BB: 0 P: 16	R: 1 E: 0 K: 0 S: 8 H: 2 LOB: 2 BB: 1 P: 17	R: 0 E: 0 K: 1 S: 16 H: 1 LOB: 1 BB: 1 P: 29	R: 0 E: 1 K: 0 S: 6 H: 0 LOB: 1 BB: 0 P: 9		1B: 6 2B: 1 3B: 0 HR: 0	SF: 0 SAC: 0 DP: 1 HBP: 0		WP: 0 PB: 0 SB: 1 CS: 1	PA: 34		

BOTTOM

St. Louis Cardinals @ Pittsburgh Pirates

PNC Park, Pittsburgh, PA

Sat Apr 21 2012, 7:08 PM - 9:48 PM EDT

Att. 25,218 - Drizzle - 45 F

livebaseballscorecards.com

AB	30
R	2
H	7
RBI	2
BB	3
SO	6
LOB	14

PITCHER		IP	WLS	BF	H	R	ER	SO	BB	IBB	HBP	BLK	WP	HR	S	P	ERA	WHIP
35 Jake Westbrook, R ERA: 1.31	(1, 1)	6.2	L	28	7	2	2	6	2	0	0	0	0	0	70	113	2.70	1.350
59 Fernando Salas, R ERA: 4.5	(7, 1)	1.0		4	0	0	0	0	1	0	0	0	0	0	10	19	0.00	1.000
34 Marc Rzepczynski, L ERA: 2.7	(8, 1)	0.1		1	0	0	0	0	0	0	0	0	0	0	1	1	0.00	0.000

PITCHER	IP	WLS	BF	H	R	ER	SO	BB	IBB	HBP	BLK	WP	HR	S	P	ERA	WHIP

Batter	1	2	3	4	5	6	7	8	9	AB	R	H	RBI	BB	SO	LOB
15 Rafael Furcal, S (1, 6) OBP: 0.423, SLG: 0.523	B C S X 1-2 7 BB 27 1B 3 G5-4-3 1B		C FS 84 B CH 74 F CH 75 X SI 88 1-2 7 F8 23 1B 2B		C FS 82 B FC 86 B CU 73 B CH 74 B FS 85 4-1 7 S BB		B CH 73 B CH 75 X FS 85 2-0 ① L9		F FF 92 F FF 94 B SI 94 B CU 82 X FF 93 2-2 7 1B 1-2 3-H 1B	4	2	3	1	1	0	0
27 Tyler Greene, R (1, 4) OBP: 0.314, SLG: 0.355	F FS 81 1 SAFE X CH 74 0-1 3 G5-4-3 7 BB 1-2 1B		B CH 74 S SI 86 L CU 74 F CU 73 B SI 89 B SI 91 B FF 88 4-2 3 PB 23 1B BB		1 SAFE C FF 86 F SI 88 C SI 89 0-3 ① K		B CU 76 F FF 86 X SI 90 1-1 ② G5-3		C CU 79 S CU 80 B CU 82 S FF 94 1-3 ② K	4	1	1	0	1	2	3
7 Matt Holliday, R (1, 7) OBP: 0.240, SLG: 0.352	B CU 71 C FF 87 S CH 74 B SI 88 B CU 72 B CH 73 4-2 3 G5-4-3 1-2 2-3 BB		X CH 77 0-0 ① F8 2-3		F CU 76 D SI 90 B FF 89 C SI 89 S CU 77 2-3 ② K 1-2		B CH 74 B SI 89 C SI 88 F SI 89 B SI 90 S CU 78 3-3 ③ K		X CU 81 0-0 ① 3 WP 1-3 2-H 1B	4	0	1	1	1	2	3
3 Carlos Beltrán, S (1, 9) OBP: 0.403, SLG: 0.561	B FF 88 X CU 73 1-0 ① ② G5-4-3 1-2f 2-3 3-H		D CU 75 C FF 87 S CU 76 S CU 75 1-3 ② K 1-2		B SI 90 C SI 89 D CU 76 B SI 89 S CU 75 D CU 78 4-2 23 FC6-4 BB			B CU 76 B FF 92 C SI 93 B SL 89 X FF 93 3-1 ① F7	B FF 94 B FF 93 B FC 91 C FF 92 X FF 93 3-1 ③ G4-3 1-2	4	0	0	0	1	1	6
23 David Freese, R (1, 5) OBP: 0.382, SLG: 0.529	D CU 73 X CH 76 1-0 ③ F8		F FF 88 C CU 77 D CU 75 B FF 90 D CU 74 F CH 75 X FF 90 3-2 2-H 3-H 1B		X CH 76 0-0 ③ FC6-4 1-2f			B FF 94 C SI 92 X SL 87 1-1 ② F9		4	0	1	2	0	0	3
4 Yadier Molina, R (1, 2) OBP: 0.362, SLG: 0.596		X FS 82 0-0 ① 2B	F CH 76 C FF 88 X CU 75 0-2 ③ F7			X CH 74 0-0 ① G6-3		C SL 87 B SL 87 C SI 93 S FF 94 1-3 ③ K		4	0	1	0	0	1	1
13 Matt Carpenter, L (1, 3) OBP: 0.318, SLG: 0.513		X FF 86 0-0 ① F8		C FF 87 F FF 86 B FC 86 B CH 77 X SI 90 2-2 ① G4-3		C SI 86 F SI 87 X CU 76 0-2 ② F7			B FF 91 B FF 88 X FF 90 2-0 ① G3-1	4	0	0	0	0	0	1
43 Shane Robinson, R (1, 8) OBP: 0.417, SLG: 0.565		C CU 72 F CU 74 S SI 89 0-3 ② K		B SI 88 X SI 86 1-0 ① 26 L4-3 1B		C CU 75 X CU 76 0-1 1B			B FF 92 B FF 91 B FF 90 C FF 89 B FF 91 4-1 55 1B 15 1B BB	3	1	2	0	1	1	1
26 Kyle Lohse, R (1, 1) 41 Mitchell Boggs, R (8, 1) 55 Skip Schumaker, L (9, PH) OBP: 1.000, SLG: 1.000 46 Kyle McClellan, R (9, 1)		S FF 89 T SI 89 D CU 74 D CU 74 C FF 89 2-3 ③ K		B FF 86 X SI 87 1-0 ② ③ L4-3 1-1		C CU 74 C CU 76 C SI 90 0-3 ③ K			D CU 78 1 SAFE B FF 90 X FF 89 2-0 15 1B 7 1B 1-3 1B	3 0 1 0	0 0 1 0	0 0 1 0	0 0 0 0	0 0 0 0	2 0 0 0	3 0 0 0

Inning Stats									
	R: 1 E: 0 K: 0 S: 9	H: 2 LOB: 1 BB: 1 P: 16	R: 0 E: 0 K: 2 S: 8	H: 1 LOB: 1 BB: 0 P: 10	R: 2 E: 0 K: 1 S: 17	H: 2 LOB: 1 BB: 1 P: 26	R: 0 E: 0 K: 0 S: 5	H: 1 LOB: 0 BB: 0 P: 9	R: 0 E: 0 K: 2 S: 10	H: 0 LOB: 2 BB: 2 P: 20
	R: 0 E: 0 K: 1 S: 9	H: 1 LOB: 1 BB: 0 P: 9	R: 0 E: 0 K: 1 S: 6	H: 0 LOB: 0 BB: 0 P: 12	R: 0 E: 0 K: 1 S: 7	H: 0 LOB: 0 BB: 0 P: 12	R: 2 E: 0 K: 1 S: 12	H: 3 LOB: 2 BB: 1 P: 26	1B: 8 2B: 3 3B: 0 HR: 0	SF: 0 SAC: 0 DP: 2 HBP: 0

PITCHER		IP	WLS	BF	H	R	ER	SO	BB	IBB	HBP	BLK	WP	HR	S	P	ERA	WHIP
45 Erik Bedard, L ERA: 2.63	(1, 1)	7.0	L	30	7	3	2	7	4	0	0	0	0	0	64	102	2.57	1.571
30 Chris Resop, R ERA: 1.29	(8, 1)	1.0		3	0	0	0	1	0	0	0	0	0	0	7	12	0.00	0.000
47 Evan Meek, R ERA: 6.43	(9, 1)	1.0		7	3	2	2	1	1	0	0	0	1	0	12	26	18.00	4.000

PITCHER	IP	WLS	BF	H	R	ER	SO	BB	IBB	HBP	BLK	WP	HR	S	P	ERA	WHIP

TOP

St. Louis Cardinals @ Pittsburgh Pirates

PNC Park, Pittsburgh, PA

Sun Apr 22 2012, 1:42 PM - 4:15 PM EDT

Att. 30,437 - Cloudy - 44 F

livebaseballscorecards.com

AB	35
R	5
H	10
RBI	4
BB	5
SO	9
LOB	21

WP: 1 PA: 40
PB: 1
SB: 1
CS: 0

Cardinals @ Pittsburgh Pirates

PNC Park, Pittsburgh, PA

Sun Apr 22 2012, 1:42 PM - 4:15 PM EDT

Att. 30,437 - Cloudy - 44 F

livebaseballscorecards.com

Batter	1	2	3	4	5	6	7	8	9	AB	R	H	RBI	BB	SO	LOB
2 Nate McLouth, L (1, 7) OBP: 0.263, SLG: 0.235	S X SI 88 0-1 G6-3		C SI 90 B SI 90 B SI 89 F SI 88 F SI 89 X CH 81 2-2 1B			C CH 80 F CU 73 F SL 82 B SI 88 S SI 89 1-3 K		X SI 93 0-0 L8		4	0	1	0	0	1	1
31 Jose Tabata, R (1, 9) OBP: 0.220, SLG: 0.191	B SI 89 F SI 88 C SI 89 X SI 89 1-2 22 FC6-4 1B		1 SAFE X SL 81 0-0 G4-3			C SI 88 X CU 74 0-1 22 F9 2B		B SI 93 X SI 93 1-0 G1-4-3 1-2f		4	0	2	0	0	0	2
22 Andrew McCutchen, R (1, 8) OBP: 0.403, SLG: 0.404	C SI 89 F FF 88 F CH 80 B SI 89 X SL 84 1-2 FC6-4 18 S 1-2f			X SL 82 0-0 G5-3		C SL 83 D SL 83 X SI 90 1-1 F9 2-3			C SI 90 C CU 71 X CU 71 0-2 F8	4	0	0	0	0	0	2
18 Neil Walker, S (1, 4) OBP: 0.296, SLG: 0.240	B SI 89 B SI 89 C CH 81 B CU 74 S CH 80 C SI 88 3-3 K 1-2			C CH 79 X CU 74 0-1 46 G3 1B		F CH 81 X SI 89 0-1 P5			B SI 90 F SI 90 B CH 83 S CH 83 X CU 71 2-2 P2	4	0	1	0	0	1	2
46 Garrett Jones, L (1, 3) OBP: 0.242, SLG: 0.485		C SI 88 B SL 81 X SI 89 1-1 F8		X SI 88 0-0 G3 1-2			B SI 88 C SI 87 F SI 88 X CH 80 1-2 G4-3		B SI 88 B SL 85 X FF 89 2-0 F7	4	0	0	0	0	0	1
24 Pedro Alvarez, L (1, 5) OBP: 0.132, SLG: 0.270		B SI 89 F SI 89 C SI 89 B FF 90 X CH 81 2-2 G4-3		B SL 83 S SL 83 B SI 89 D CH 81 F SL 83 S CH 80 3-3 K			B SI 88 T SI 89 X CH 81 1-1 F8			3	0	0	0	0	1	1
12 Clint Barmes, R (1, 6) OBP: 0.128, SLG: 0.156		C SL 82 B SI 90 C SI 90 B SI 90 X SL 82 2-2 F8			X SL 80 0-0 B5-3		B SI 89 C SI 88 B SI 89 X SI 87 2-1 F9			3	0	0	0	0	0	0
55 Michael McKenry, R (1, 2) OBP: 0.444, SLG: 0.571			C SL 82 F CU 73 X SI 88 0-2 G6-3		C SI 88 B SI 89 B SL 82 C SI 88 B SL 82 F SI 89 X SI 88 3-2 F9			C SL 80 F SL 81 B SI 88 X SI 88 1-2 14 1B 2B		3	1	1	0	0	0	0
45 Erik Bedard, L (1, 1) 30 Chris Resop, R (8, 1) 14 Casey McGehee, R (8, PH) OBP: 0.297, SLG: 0.389 47 Evan Meek, R (9, 1)			B SI 88 B SI 88 C SI 87 F SI 87 S SI 89 2-3 K		C FF 88 F CH 80 B SI 89 F FF 89 S SI 89 1-3 K			C SL 82 X SI 88 0-1 31 G1-4-3 2-H 1B		2 0 1 0	0 0 0 0	0 0 1 0	0 0 1 0	0 0 0 0	2 0 0 0	0 0 0 0
Inning Stats	R: 0 E: 0 K: 1 S: 12 H: 1 LOB: 1 BB: 0 P: 17	R: 0 E: 0 K: 0 S: 8 H: 0 LOB: 0 BB: 0 P: 13	R: 0 E: 0 K: 1 S: 11 H: 1 LOB: 1 BB: 0 P: 15	R: 0 E: 0 K: 1 S: 7 H: 1 LOB: 1 BB: 0 P: 10	R: 0 E: 0 K: 1 S: 9 H: 0 LOB: 0 BB: 0 P: 13	R: 0 E: 0 K: 1 S: 10 H: 1 LOB: 1 BB: 0 P: 12	R: 0 E: 0 K: 0 S: 7 H: 0 LOB: 0 BB: 0 P: 11	R: 1 E: 0 K: 0 S: 7 H: 2 LOB: 0 BB: 0 P: 9	R: 0 E: 0 K: 0 S: 7 H: 0 LOB: 0 BB: 0 P: 11	1B: 4 2B: 2 3B: 0 HR: 0 SF: 0 SAC: 0 DP: 1 HBP: 0						

BOTTOM	
AB	32
R	1
H	6
RBI	1
BB	0
SO	5
LOB	9

PITCHER		IP	WLS	BF	H	R	ER	SO	BB	IBB	HBP	BLK	WP	HR	S	P	ERA	WHIP
26 Kyle Lohse, R ERA: 0.99	(1, 1)	7.0	W	27	6	1	1	5	0	0	0	0	0	0	69	97	1.29	0.857
41 Mitchell Boggs, R ERA: 1.0	(8, 1)	1.0	H	2	0	0	0	0	0	0	0	0	0	0	2	3	0.00	0.000
46 Kyle McClellan, R ERA: 4.0	(9, 1)	1.0		3	0	0	0	0	0	0	0	0	0	0	7	11	0.00	0.000

PITCHER	IP	WLS	BF	H	R	ER	SO	BB	IBB	HBP	BLK	WP	HR	S	P	ERA	WHIP

Colorado Rockies @ Pittsburgh Pirates

PNC Park, Pittsburgh, PA

Tue Apr 24 2012, 7:08 PM - 10:04 PM EDT

Att. 10,484 - Partly Cloudy - 55 F

TOP

livebaseballscorecards.com

Batter	1	2	3	4	5	6	7	8	9	AB	R	H	RBI	BB	SO	LOB
19 Marco Scutaro, R (1, 4) OBP: 0.297, SLG: 0.276	P6		G6-3		G5-3			5 HR 2B		4	1	1	0	0	0	0
Dexter Fowler, S (1, 8) OBP: 0.321, SLG: 0.408	5 HR 1B		G4-3			G4-3		K		4	1	1	0	0	1	1
5 Carlos González, L (1, 7) OBP: 0.328, SLG: 0.500	1-H HR		1B			K		2-H HR		4	2	3	4	0	1	0
2 Troy Tulowitzki, R (1, 6) OBP: 0.373, SLG: 0.483	17 G5-3 1B		F8			K		F8		4	0	1	0	0	1	1
17 Todd Helton, L (1, 3) OBP: 0.304, SLG: 0.480	G5-3 1-2			F8			G4-3		F8	4	0	0	0	0	0	1
3 Michael Cuddyer, R (1, 9) OBP: 0.344, SLG: 0.593	L6			G1-3			F7		F9	4	0	0	0	0	0	1
55 Ramon Hernandez, R (1, 2) OBP: 0.286, SLG: 0.488		F9		G4-3			HBP		K	3	0	0	0	0	1	0
10 Chris Nelson, R (1, 5) OBP: 0.314, SLG: 0.304		G5-3			G3		K			3	0	0	0	0	1	1
50 Jamie Moyer, L (1, 1)		K2-3			K			K		2	0	0	0	0	2	0
49 Rex Brothers, L (7, 1)										0	0	0	0	0	0	0
30 Josh Roenicke, R (7, 1)										0	0	0	0	0	0	0
1 Eric Young Jr., S (8, PH) OBP: 0.429, SLG: 0.615										1	0	0	0	0	1	0
34 Matt Belisle, R (8, 1)										0	0	0	0	0	0	0
51 Matt Reynolds, L (8, 1)										0	0	0	0	0	0	0

	AB	33
	R	4
	H	6
	RBI	4
	BB	0
	SO	8
	LOB	5

Inning Stats	1	2	3	4	5	6	7	8	9
	R: 2 H: 3 E: 0 LOB: 1 K: 0 BB: 0 S: 17 P: 28	R: 0 H: 0 E: 0 LOB: 0 K: 1 BB: 0 S: 9 P: 15	R: 0 H: 1 E: 0 LOB: 1 K: 0 BB: 0 S: 8 P: 14	R: 0 H: 0 E: 0 LOB: 0 K: 0 BB: 0 S: 5 P: 8	R: 0 H: 0 E: 0 LOB: 0 K: 1 BB: 0 S: 8 P: 12	R: 0 H: 0 E: 0 LOB: 0 K: 2 BB: 0 S: 10 P: 16	R: 0 H: 0 E: 0 LOB: 1 K: 1 BB: 0 S: 9 P: 14	R: 2 H: 2 E: 0 LOB: 0 K: 2 BB: 0 S: 16 P: 24	R: 0 H: 0 E: 0 LOB: 0 K: 1 BB: 0 S: 12 P: 16

1B: 3	SF: 0	WP: 0	PA: 34
2B: 1	SAC: 0	PB: 0	
3B: 0	DP: 0	SB: 0	
HR: 2	HBP: 1	CS: 0	

PITCHER		IP	WLS	BF	H	R	ER	SO	BB	IBB	HBP	BLK	WP	HR	S	P	ERA	WHIP
29 Kevin Correia, R ERA: 2.0	(1, 1)	6.0		22	4	2	2	4	0	0	0	0	0	1	57	93	3.00	0.667
37 Juan Cruz, R ERA:	(7, 1)	1.0		4	0	0	0	1	0	0	1	0	0	0	9	14	0.00	0.000
39 Jason Grilli, R ERA: 3.86	(8, 1)	0.2	H	3	1	1	1	2	0	0	0	0	0	0	10	16	13.50	1.500
44 Tony Watson, L ERA: 2.84	(8, 1)	0.1	W	2	1	1	1	0	0	0	0	0	0	1	6	8	27.00	3.000
Joel Hanrahan, R ERA: 3.0	(9, 1)	1.0	S	3	0	0	0	1	0	0	0	0	0	0	12	16	0.00	0.000

PITCHER	IP	WLS	BF	H	R	ER	SO	BB	IBB	HBP	BLK	WP	HR	S	P	ERA	WHIP

BOTTOM

Colorado Rockies @ Pittsburgh Pirates

PNC Park, Pittsburgh, PA

Tue Apr 24 2012, 7:08 PM - 10:04 PM EDT

Att. 10,484 - Partly Cloudy - 55 F

livebaseballscorecards.com

Batter	1	2	3	4	5	6	7	8	9	AB	R	H	RBI	BB	SO	LOB
7 Alex Presley, L (1, 7) OBP: 0.311, SLG: 0.373	B FC 77 X FC 76 1-0 31 SH1-3 22 G6-3 2B		C CU 68 B SI 78 X CU 67 1-1 ① G1-3		B CU 69 C FC 76 B CH 72 X CU 68 2-1 ① G3-1		B FF 96 S FF 95 X FF 95 1-1 31 1B 22 2B 2B	X FF 89 0-0 SH 22 FC1-6 1-2		4	2	2	0	0	0	0
31 Jose Tabata, R (1, 9) OBP: 0.241, SLG: 0.216	X SI 78 0-0 ① SH1-3 2-3		C SI 78 B FC 76 S CH 70 B SI 78 X SI 78 2-2 14 S 1B		X CU 69 0-0 ② G6-3		B SI 95 C FF 95 B FF 95 S FF 95 X FF 96 2-2 22 2B 2-3 1B	B FF 88 2 SAFE B FF 89 X FF 88 2-0 ① B2		4	1	2	0	0	0	2
22 Andrew McCutchen, R (1, 8) OBP: 0.388, SLG: 0.403	X CU 70 0-0 ② G6-3 3-H		B SI 79 C SI 79 1 SAFE X CH 71 1-1 ② F8		X CH 77 0-0 ③ G6-3		X FF 95 0-0 1-H 3-H 2B	S SL 83 X SL 83 0-1 ② FC1-6 14 1B 1-2f 2-3		5	0	1	3	0	0	3
14 Casey McGehee, R (1, 3) OBP: 0.357, SLG: 0.395	B SI 78 B SI 78 B CH 71 C SI 78 C SI 78 B SI 78 4-2 BB		B CH 73 B CH 72 S CU 71 F FC 76 X CH 72 2-2 ③ G5-3 1-2			B CH 72 B CH 71 B CH 72 C SI 78 B SI 79 4-1 36 1B 18 SH2-3 BB	D SL 88 B SL 85 B SI 93 B FF 94 4-0 BB	B SL 85 B SL 85 X SL 86 2-0 1-3 3-H 1B		2	0	1	1	3	0	1
18 Neil Walker, S (1, 4) OBP: 0.276, SLG: 0.222	F SI 78 X FC 76 0-1 ③ F7			C SI 78 B CU 68 B CH 72 B CH 71 C SI 79 X SI 79 3-2 ① G6-3		X SI 78 0-0 ① SH2-3 1-2	C CU 75 F FF 90 X SL 83 0-2 ① L3	X CH 78 0-0 ③ G5-3		4	0	0	0	0	0	6
36 Yamaico Navarro, R (1, 5) OBP: 0.231, SLG: 0.100		B FC 76 C SI 78 X CH 71 1-1 ① P6		B CH 72 C CH 72 X CU 68 1-1 ② G6-3		B CH 71 X CH 72 1-0 5 FC5 12 BB 2-3 1B	B SL 82 B SL 84 C FF 92 X CU 76 2-1 ② F8			4	0	1	0	0	0	2
26 Rod Barajas, R (1, 2) OBP: 0.154, SLG: 0.162		B CH 72 C CH 71 B CU 70 S FC 76 S SI 78 2-3 ② K		C CU 69 S CH 72 X CH 72 0-2 12 2B 1B		1 SAFE 1 SAFE C FC 75 X CH 70 0-1 ② F9	C SL 83 D SL 83 S SL 82 F FF 93 F FF 92 B FF 93 D SL 83 X SL 84 3-2 ③ L7			4	0	1	0	0	1	4
12 Clint Barmes, R (1, 6) OBP: 0.196, SLG: 0.313		B SI 78 X FF 76 1-0 2B		C SI 79 S CH 72 X SI 78 0-2 1-3 2B		B CH 70 B CH 71 B CH 70 B CH 71 4-0 5 FC5 1-2 BB		B FF 89 B FF 87 X FF 88 2-0 HR		3	1	3	1	1	0	0
29 Kevin Correia, R (1, 1) OBP: 0.167, SLG: 0.167 5 Josh Harrison, R (6, PH) OBP: 0.176, SLG: 0.313 37 Juan Cruz, R (7, 1) 39 Jason Grilli, R (8, 1) 44 Tony Watson, L (8, 1) 46 Garrett Jones, L (8, PH) OBP: 0.265, SLG: 0.485 2 Nate McLouth, L (8, PR) OBP: 0.263, SLG: 0.235 Joel Hanrahan, R (9, 1)		S CH 71 S CH 72 B FC 76 S CH 71 1-3 ③ K		S CH 72 B CH 71 S CU 68 S CH 71 1-3 ③ K		C CU 69 B FC 76 X CH 71 1-1 ③ FC5 1-2 2-3f	B FF 88 C FF 89 B FF 90 B CH 86 B FF 90 4-1 22 FC1-6 7 SH 14 1B BB			2 1 0 0 0 0 0 0	0 0 0 0 0 0 0 1	0 0 0 0 0 0 0 0	0 0 0 0 0 0 0 0	0 0 0 0 0 0 1 0	2 0 0 0 0 0 0 0	3 3 0 0 0 0 0 0
Inning Stats	R: 1 E: 0 K: 0 S: 7 H: 1 LOB: 1 BB: 1 P: 12	R: 0 E: 0 K: 2 S: 9 H: 1 LOB: 1 BB: 0 P: 14	R: 0 E: 0 K: 0 S: 10 H: 1 LOB: 1 BB: 0 P: 16	R: 0 E: 0 K: 1 S: 14 H: 2 LOB: 2 BB: 0 P: 19	R: 0 E: 0 K: 0 S: 4 H: 0 LOB: 0 BB: 0 P: 6	R: 0 E: 0 K: 0 S: 7 H: 1 LOB: 3 BB: 2 P: 17	R: 2 E: 0 K: 0 S: 16 H: 3 LOB: 2 BB: 1 P: 28	R: 2 E: 1 K: 0 S: 8 H: 2 LOB: 3 BB: 1 P: 18		1B: 5 2B: 5 3B: 0 HR: 1 SF: 0 SAC: 3 DP: 0 HBP: 0						

	AB	33
	R	5
	H	11
	RBI	5
	BB	5
	SO	3
	LOB	24

WP: 0 PB: 0 SB: 1 CS: 0 PA: 41

PITCHER		IP	WLS	BF	H	R	ER	SO	BB	IBB	HBP	BLK	WP	HR	S	P	ERA	WHIP
50 Jamie Moyer, L ERA: 2.28	(1, 1)	6.0		27	6	1	1	3	3	0	0	0	0	0	51	84	1.50	1.500
49 Rex Brothers, L ERA: 4.76	(7, 1)	0.0	B	4	3	2	2	0	1	0	0	0	0	0	6	13	∞	∞
30 Josh Roenicke, R ERA: 3.12	(7, 1)	1.0		3	0	0	0	0	0	0	0	0	0	0	10	15	0.00	0.000
34 Matt Belisle, R ERA: 1.23	(8, 1)	0.2	L	6	2	2	1	0	1	0	0	0	0	1	7	17	13.50	4.500
51 Matt Reynolds, L ERA: 3.18	(8, 1)	0.1		1	0	0	0	0	0	0	0	0	0	0	1	1	0.00	0.000

PITCHER	IP	WLS	BF	H	R	ER	SO	BB	IBB	HBP	BLK	WP	HR	S	P	ERA	WHIP

Colorado Rockies @ Pittsburgh Pirates

PNC Park, Pittsburgh, PA

Wed Apr 25 2012, 12:37 PM - 3:19 PM EDT

Sunny - 59 F

TOP

livebaseballscorecards.com

Batter	1	2	3	4	5	6	7	8	9	AB	R	H	RBI	BB	SO	LOB
19 Marco Scutaro, R (1, 4) OBP: 0.294, SLG: 0.274	F8		FC6-4 1-2f			F8		21 SF9 1-3		4	0	1	0	0	0	1
21 Tyler Colvin, L (1, 8) (7, 3) (9, 9) OBP: 0.306, SLG: 0.471	K			F9		K		X	SF9 1-2 3-H	3	0	0	1	0	2	0
5 Carlos González, L (1, 7) OBP: 0.323, SLG: 0.474	K			K			23 WP 23 SF8 2 1B BB		G4-3	3	1	0	0	1	2	1
2 Troy Tulowitzki, R (1, 6) OBP: 0.366, SLG: 0.468		L9		L9			23 SF8 23 WP 1-2 1B		G6-3	4	0	1	0	0	0	0
23 Jason Giambi, L (1, 3) OBP: 0.474, SLG: 0.250 Dexter Fowler, S (7, 8) OBP: 0.333, SLG: 0.440		F9			20 G6-3 3 BB HBP		SF8 1-3 2-H		3 L6-4 2B	1 1	0 0	0 1	1 0	0 0	0 0	0 0
3 Michael Cuddyer, R (1, 9) OBP: 0.338, SLG: 0.565 63 Rafael Betancourt, R (9, 1)		K			20 G6-3 1-2 BB		K		L6-4 2-2	3 0	0 0	0 0	0 0	1 0	2 0	2 0
20 Wilin Rosario, R (1, 2) OBP: 0.250, SLG: 0.462			G6-3	G6-3 1-2f 2-3			K			3	0	0	0	0	1	3
10 Chris Nelson, R (1, 5) OBP: 0.296, SLG: 0.286			F9	K				K		3	0	0	0	0	2	1
44 Juan Nicasio, R (1, 1) OBP: 0.333, SLG: 0.143 51 Matt Reynolds, L (7, 1) 1 Eric Young Jr., S (8, PH) OBP: 0.467, SLG: 0.615 48 Esmil Rogers, R (8, 1) 17 Todd Helton, L (9, 3) OBP: 0.304, SLG: 0.480			19 FC6-4 BB			G3		19 1B 21 SF9 HBP		1 0 0 0 0	0 0 1 0 0	0 0 0 0 0	0 0 0 0 0	1 0 0 0 0	0 0 0 0 0	0 0 0 0 0

	AB	26
	R	2
	H	3
	RBI	2
	BB	3
	SO	9
	LOB	8

Inning Stats																		
	R: 0	H: 0	R: 0	H: 0	R: 0	H: 0	R: 0	H: 0	R: 0	H: 0	R: 1	H: 1	R: 1	H: 1	R: 0	H: 1	1B: 2	SF: 2
	E: 0	LOB: 0	E: 0	LOB: 0	E: 0	LOB: 1	E: 0	LOB: 0	E: 0	LOB: 1	E: 0	LOB: 1	E: 0	LOB: 1	E: 0	LOB: 0	2B: 2	SAC: 0
	K: 2	BB: 0	K: 1	BB: 0	K: 0	BB: 1	K: 1	BB: 0	K: 1	BB: 1	K: 2	BB: 1	K: 1	BB: 0	K: 0	BB: 0	3B: 0	DP: 2
	S: 7	P: 11	S: 10	P: 16	S: 7	P: 13	S: 7	P: 10	S: 6	P: 16	S: 7	P: 14	S: 9	P: 21	S: 10	P: 14	S: 7	P: 10	HR: 0	HBP: 2

	WP: 1	PA: 33
	PB: 0	
	SB: 0	
	CS: 0	

PITCHER		IP	WLS	BF	H	R	ER	SO	BB	IBB	HBP	BLK	WP	HR	S	P	ERA	WHIP
53 James McDonald, R ERA: 2.78	(1, 1)	7.0		25	1	1	1	8	3	0	1	0	1	0	53	101	1.29	0.571
30 Chris Resop, R ERA: 2.45	(8, 1)	0.1	L	3	1	1	1	1	0	0	1	0	0	0	8	11	27.00	3.000
44 Tony Watson, L ERA: 2.57	(8, 1)	0.2		2	0	0	0	0	0	0	0	0	0	0	2	3	0.00	0.000
48 Jared Hughes, R ERA: 1.86	(9, 1)	1.0		3	1	0	0	0	0	0	0	0	0	0	7	10	0.00	1.000

PITCHER		IP	WLS	BF	H	R	ER	SO	BB	IBB	HBP	BLK	WP	HR	S	P	ERA	WHIP

BOTTOM

Batter	1	2	3	4	5	6	7	8	9	AB	R	H	RBI	BB	SO	LOB
7 Alex Presley, L (1, 7) OBP: 0.308, SLG: 0.365	C FF 92 B FF 94 F FF 94 F FF 94 B SL 85 B FF 95 F FF 96 F FF 94 X FF 96 3-2 22 CS 1B		C CH 86 B FF 93 C FF 91 S SL 83 1-3 K ②		2 SAFE D FF 92 X CH 84 1-0 G4-3 ③		C KC 78 C FF 89 D KC 78 B KC 78 C CH 80 2-3 K ③ 1-2			4	0	1	0	0	2	3
31 Jose Tabata, R (1, 9) OBP: 0.241, SLG: 0.218	D FF 92 X FF 92 1-0 F9 ①		C SL 82 B SL 83 X FF 92 1-1 G5-3 ③			B SL 81 F FF 91 X SL 83 1-1 1B ①		C FF 95 S SL 88 B FF 95 S SL 87 1-3 K ①		4	0	1	0	0	1	2
22 Andrew McCutchen, R (1, 8) OBP: 0.380, SLG: 0.409	B SL 81 1 SAFE B SL 80 X FF 92 2-0 1-2 2B ②			B FF 92 B CH 85 C SL 82 C FF 93 C FF 96 2-3 K ①		X SL 80 0-0 G6-3 ②		F FF 96 C FF 96 B SL 88 S SL 89 1-3 K ②		4	0	1	0	0	2	0
18 Neil Walker, S (1, 4) OBP: 0.274, SLG: 0.224	B FF 92 C CH 84 F CH 86 S FF 94 1-3 K ③			C CH 85 B FF 96 B SL 83 X CH 84 2-1 G4-3 ②		C CH 83 X FF 93 0-1 1B		B CU 82 C FF 96 S SL 88 F SL 87 B FF 96 S SL 86 2-3 K ③		4	0	1	0	0	2	1
14 Casey McGehee, R (1, 3) OBP: 0.348, SLG: 0.381		C SL 82 B FF 92 F FF 93 X FF 94 1-2 F9 ①		B FF 93 C FF 95 B SL 84 B CH 86 X SL 81 3-1 1B		1 SAFE X FF 92 0-0 G4-3 ③			C SL 79 F FC 92 S FF 91 0-3 K ①	4	0	1	0	0	1	1
24 Pedro Alvarez, L (1, 5) OBP: 0.143, SLG: 0.341		C SL 82 B SL 85 C FF 94 B SL 83 B FF 94 S SL 82 3-3 K ②		F SL 82 F FF 93 B FF 93 X FF 93 1-2 F7 ③			F CH 80 B FF 91 X CH 83 1-1 HR		X FC 91 0-0 G4-3 ②	4	1	1	1	0	1	1
12 Clint Barmes, R (1, 6) OBP: 0.200, SLG: 0.308		C FF 93 B SL 84 S CH 84 X FF 94 1-2 F8 ③			X SL 82 0-0 F8 ①		B SL 83 C SL 81 C FF 92 F SL 81 X SL 81 1-2 55 CS 1B		B SL 77 F SL 78 B FF 91 X FC 91 2-1 P4 ③	4	0	1	0	0	0	0
55 Michael McKenry, R (1, 2) OBP: 0.429, SLG: 0.529			C SL 83 F CH 85 S FF 94 0-3 K ①		C FF 93 B FF 92 X SL 82 1-1 53 SH2-4 1B		C FF 90 1 SAFE 1 SAFE P PO 76 X SL 80 1-1 G6-3 ①② 1-2			3	0	1	0	0	1	1
53 James McDonald, L (1, 1) OBP: 0.333, SLG: 0.333 36 Yamaico Navarro, R (7, PH) OBP: 0.286, SLG: 0.100 30 Chris Resop, R (8, 1) 44 Tony Watson, L (8, 1) 48 Jared Hughes, R (9, 1)			C FF 93 F SL 83 X FF 95 0-2 1B		1 SAFE B FF 92 B FF 90 1 SAFE C FF 92 X FF 93 2-1 SH2-4 ② 1-2		B FF 92 B SL 83 B SL 82 B FF 91 4-0 7 WP BB			1 0 0 0 0	0 0 0 0 0	1 0 0 0 0	0 1 0 0 0	0 0 0 0 0	0 0 0 0 0	0 0 0 0 0
Inning Stats	R: 0 E: 0 K: 1 S: 11 H: 2 LOB: 1 BB: 0 P: 18	R: 0 E: 0 K: 1 S: 9 H: 0 LOB: 0 BB: 0 P: 14	R: 0 E: 0 K: 2 S: 11 H: 1 LOB: 1 BB: 0 P: 13	R: 0 E: 0 K: 1 S: 10 H: 1 LOB: 1 BB: 0 P: 18	R: 0 E: 0 K: 0 S: 6 H: 1 LOB: 1 BB: 0 P: 10	R: 0 E: 0 K: 0 S: 6 H: 2 LOB: 1 BB: 0 P: 7	R: 1 E: 0 K: 1 S: 12 H: 2 LOB: 1 BB: 1 P: 20	R: 0 E: 0 K: 3 S: 10 H: 0 LOB: 0 BB: 0 P: 14	R: 0 E: 0 K: 1 S: 6 H: 0 LOB: 0 BB: 0 P: 8	1B: 7 2B: 1 3B: 0 HR: 1	SF: 0 SAC: 1 DP: 0 HBP: 0						

PITCHER		IP	WLS	BF	H	R	ER	SO	BB	IBB	HBP	BLK	WP	HR	S	P	ERA	WHIP
44 Juan Nicasio, R ERA: 4.76	(1, 1)	6.2		27	9	1	1	5	1	0	0	0	0	1	62	95	1.35	1.500
51 Matt Reynolds, L ERA: 3.0	(7, 1)	0.1	W	1	0	0	0	1	0	0	0	0	1	0	3	5	0.00	0.000
48 Esmil Rogers, R ERA: 3.72	(8, 1)	1.0	H	3	0	0	0	3	0	0	0	0	0	0	10	14	0.00	0.000
63 Rafael Betancourt, R ERA: 1.13	(9, 1)	1.0	S	3	0	0	0	1	0	0	0	0	0	0	6	8	0.00	0.000

PITCHER	IP	WLS	BF	H	R	ER	SO	BB	IBB	HBP	BLK	WP	HR	S	P	ERA	WHIP

Colorado Rockies @ Pittsburgh Pirates

PNC Park, Pittsburgh, PA

Wed Apr 25 2012, 12:37 PM - 3:19 PM EDT

Sunny - 59 F

livebaseballscorecards.com

AB	32
R	1
H	9
RBI	1
BB	1
SO	10
LOB	9

WP: 1	PB: 0	SB: 0	CS: 2
PA: 34			

Batter	1	2	3	4	5	6	7	8	9	AB	R	H	RBI	BB	SO	LOB
19 Marco Scutaro, R (1, 4) OBP: 0.292, SLG: 0.273	C SI 90 S CU 78 B CU 78 X SI 91 1-2 G6-4-3 1B		L SI 90 B SI 88 B CU 78 S FC 86 X FC 85 2-2 ②③ G6-3 1-2f		C CU 79 X CU 78 0-1 ③ FC6-4 1-2f			B FF 93 C FF 93 C FF 94 F CU 76 S CU 86 1-3 ① K		4	0	1	0	0	1	4
Dexter Fowler, S (1, 8) OBP: 0.311, SLG: 0.407	B FF 89 B FF 92 X SI 91 2-0 ①② G6-4-3 1-2f			S FC 87 B FC 88 C CU 78 X CU 77 1-2 ① G3-1		B SI 89 F FC 84 B FC 87 X FC 87 2-1 ① G4-3		F FF 94 B FF 95 C FF 93 X CU 84 2-2 ② G3-1		4	0	0	0	0	0	1
5 Carlos González, L (1, 7) OBP: 0.303, SLG: 0.443	F FC 88 B SI 92 S CU 79 S CU 78 1-3 ③ K			B FF 90 B CU 78 C SI 91 F CU 79 X FF 90 2-2 ② F8		S CU 79 X FF 90 0-1 ② F8		B FF 94 S FF 94 X FF 95 1-1 ③ F8		4	0	0	0	0	1	0
2 Troy Tulowitzki, R (1, 6) OBP: 0.347, SLG: 0.439		C SI 91 B SI 86 C CU 78 C CU 78 1-3 ① K		X FS 85 0-0 ③ G6-3		C FC 87 B CU 78 X SI 88 1-1 ③ G5-3			S FF 93 C FF 94 F CU 86 X CU 83 0-2 ① L8	4	0	0	0	0	1	0
17 Todd Helton, L (1, 3) OBP: 0.300, SLG: 0.481		B FF 91 C CU 78 S FS 84 B FF 90 B FC 87 X FC 89 3-2 3 G5-3 2B			B FS 83 C CU 75 B CU 78 F SI 90 B CU 78 X CU 78 3-2 ① G6-3		F FC 86 B FC 86 F CU 78 B FS 81 B FC 84 X SI 88 3-2 ① G3		B FF 92 F FF 93 X CH 86 1-1 ② G3	4	0	1	0	0	0	0
3 Michael Cuddyer, R (1, 9) OBP: 0.333, SLG: 0.545		B SI 91 B CU 78 S SI 90 X SI 90 2-1 ② G5-3 2-3			X FS 84 0-0 45 1B 18 HBP 1B		B SI 89 B FS 83 B SI 89 C SI 88 C SI 89 F SI 89 X SI 88 3-2 ② G6-3		F FF 93 B CU 85 C FF 95 F SI 95 B FF 96 C FF 96 2-3 ③ K	4	0	1	0	0	1	1
55 Ramon Hernandez, R (1, 2) OBP: 0.289, SLG: 0.545		F SI 90 X SI 90 0-1 ③ G4-3			X FC 85 0-0 ② F8		B CU 78 X SI 88 1-0 HR			3	1	1	1	0	0	2
18 Jonathan Herrera, S (1, 5) OBP: 0.421, SLG: 0.611			B FC 88 F FC 89 B FC 87 X SI 90 2-1 ① G6-3		1 SAFE 1 SAFE C FC 87 B FC 88 1 SAFE H CU 79 2-1 45 1B 1-2 HBP		C FC 86 C CU 78 B FF 89 B CU 78 X SI 88 2-2 1B			2	0	1	0	0	0	0
45 Jhoulys Chacín, R (1, 1) OBP: 0.500, SLG: 0.429 54 Zach Putnam, R (6, 1) 21 Tyler Colvin, L (7, PH) OBP: 0.297, SLG: 0.457 49 Rex Brothers, L (7, 1) 61 Edgmer Escalona, R (8, 1)			C SI 92 B CU 78 B SI 89 B SI 91 B SI 89 4-1 19 G6-3 BB		C SI 90 X CU 78 0-1 19 FC6-4 1-2 2-3 1B		B FC 87 D FC 86 B SI 89 C SI 89 F SI 90 X FC 84 3-2 ③ G6-3			1 0 1 0 0	0 0 0 0 0	1 0 0 0 0	0 0 0 0 0	1 0 0 0 0	0 0 1 0 0	0 0 1 0 0
Inning Stats	R: 0 E: 0 K: 1 S: 7 H: 1 LOB: 0 BB: 0 P: 11	R: 0 E: 0 K: 1 S: 10 H: 1 LOB: 1 BB: 0 P: 16	R: 0 E: 0 K: 0 S: 6 H: 0 LOB: 0 BB: 1 P: 14	R: 0 E: 0 K: 0 S: 7 H: 0 LOB: 0 BB: 0 P: 10	R: 0 E: 0 K: 0 S: 10 H: 2 LOB: 3 BB: 0 P: 15	R: 0 E: 0 K: 0 S: 6 H: 0 LOB: 0 BB: 0 P: 9	R: 1 E: 0 K: 0 S: 14 H: 2 LOB: 1 BB: 0 P: 26	R: 0 E: 0 K: 1 S: 9 H: 0 LOB: 0 BB: 0 P: 13	R: 0 E: 0 K: 1 S: 10 H: 0 LOB: 0 BB: 0 P: 13	1B: 4 2B: 1 3B: 0 HR: 1 SF: 0 SAC: 0 DP: 2 HBP: 1						

TOP

Colorado Rockies @ Pittsburgh Pirates

PNC Park, Pittsburgh, PA

Wed Apr 25 2012, 3:58 PM - 6:33 PM EDT

Att. 15,218 - Partly Cloudy - 64 F

livebaseballscorecards.com

AB	31
R	1
H	6
RBI	1
BB	1
SO	4
LOB	9

PITCHER		IP	WLS	BF	H	R	ER	SO	BB	IBB	HBP	BLK	WP	HR	S	P	ERA	WHIP
50 Charlie Morton, R ERA: 2.65	(1, 1)	7.0	W	27	6	1	1	2	1	0	1	0	0	1	60	101	1.29	1.000
32 Brad Lincoln, R ERA:	(8, 1)	2.0		6	0	0	0	2	0	0	0	0	0	0	19	26	0.00	0.000

PITCHER		IP	WLS	BF	H	R	ER	SO	BB	IBB	HBP	BLK	WP	HR	S	P	ERA	WHIP

Batter	1	2	3	4	5	6	7	8	9	AB	R	H	RBI	BB	SO	LOB
7 Alex Presley, L (1, 7) OBP: 0.304, SLG: 0.373	X FF 89 0-0 ① B2-3	B CU 76 X CH 84 1-0 ③ F8			B FC 90 S CH 85 F FF 90 F SI 90 X SL 81 1-2 2 2B 2B	B SL 79 S FS 83 B FF 90 S FS 84 B SI 90 X FS 84 3-2 ② G6-3 2-3				4	1	1	0	0	0	3
2 Nate McLouth, L (1, 9) OBP: 0.304, SLG: 0.300	C FF 88 B CU 76 F CH 85 F SI 90 F SI 92 B SL 80 B SL 82 F SI 89 F SI 89 4-2 F SI 89 B CH 86 22 FC6-4 BB		B FF 88 B CH 87 B FF 88 C FF 88 F FF 89 S FF 89 3-3 ① K		D FF 91 B FF 89 C CH 85 X CH 86 2-1 22 1B 2B 2-H	C FS 83 B SI 91 T FS 85 B SI 91 X FS 84 2-2 ③ F8				3	1	1	1	1	1	1
22 Andrew McCutchen, R (1, 8) OBP: 0.373, SLG: 0.400	B SL 79 B SI 89 X FF 91 2-0 ② FC6-4 46 1B 1-2f		B FF 91 B CH 85 F SI 89 X SI 89 2-1 ② G6-3		X SL 81 0-0 46 HR 1B 2-H		B FF 93 B FF 94 F FF 94 S FF 94 C FF 94 2-3 ① K			4	1	1	1	0	1	1
46 Garrett Jones, L (1, 3) OBP: 0.316, SLG: 0.595 32 Brad Lincoln, L (8, 1)	B FF 90 X CH 84 1-0 1-3 1B		B FF 90 X FF 90 1-0 1B		D SI 89 X CH 84 1-0 1-H HR		X SL 86 0-0 ② F9			4 0	1 0	3 0	2 0	0 0	0 0	0 0
24 Pedro Alvarez, L (1, 5) OBP: 0.174, SLG: 0.444	B CU 75 S FF 90 F FF 91 F CU 79 B FF 90 F SL 81 X SL 79 2-2 ③ G3		C FF 91 S FF 89 B FF 89 C CU 78 1-3 ③ K		S CU 78 B SL 79 B FF 89 T FF 88 B SI 89 X CU 77 3-2 HR		B SL 86 X FF 95 1-0 2B			4	1	2	1	0	1	3
36 Yamaico Navarro, R (1, 4) OBP: 0.278, SLG: 0.077		B FF 89 B FF 90 B CH 87 C FF 88 F SI 88 B SL 79 4-2 12 2B BB		C FF 88 C SL 80 B FF 90 B CU 78 T SL 80 2-2 ① K	X FF 90 0-0 ② F9		B SL 84 C FF 94 B FF 95 F SL 84 S FF 94 2-3 ③ K			3	0	0	0	1	2	1
12 Clint Barmes, R (1, 6) OBP: 0.220, SLG: 0.339		C FC 90 B SL 80 F CH 85 1 SAFE 1 SAFE F CH 84 1 SAFE X SL 82 1-2 1-3 2B		X FF 90 0-0 ② G5-3	C FF 89 C CU 77 B CH 84 F CH 86 S SL 82 1-3 ③ K			C SI 93 X SL 82 0-1 14 G5-4-3 1B		4	0	2	0	0	1	0
26 Rod Barajas, R (1, 2) OBP: 0.163, SLG: 0.171		C FC 90 X CU 77 0-1 ① P6		C FF 90 B SI 90 F FF 90 B SL 82 F CH 85 X SL 81 2-2 ③ P3		X FF 90 0-0 7 G6-3 50 SH3-4 1B		C FF 92 B SI 94 X SL 83 1-1 ① F7		4	0	1	0	0	0	3
50 Charlie Morton, R (1, 1) 14 Casey McGehee, R (8, 3) OBP: 0.340, SLG: 0.372		S CU 78 S SL 80 S SL 81 0-3 ② K			B FF 88 B CH 87 C CH 87 X FF 89 2-1 ① F9	B FF 88 1 SAFE L FF 88 X FF 89 1-1 ① SH3-4 1-2		B SI 93 F SL 81 B FF 93 X SI 93 2-1 ②③ G5-4-3 1-2f		2 1	0 0	0 0	0 0	0 0	1 0	2 1
Inning Stats	R: 0 E: 0 K: 0 S: 15 H: 1 LOB: 2 BB: 1 P: 24	R: 0 E: 0 K: 1 S: 12 H: 1 LOB: 2 BB: 1 P: 18	R: 0 E: 0 K: 2 S: 9 H: 1 LOB: 1 BB: 0 P: 16	R: 0 E: 0 K: 1 S: 8 H: 0 LOB: 0 BB: 0 P: 12	R: 5 E: 0 K: 1 S: 18 H: 5 LOB: 0 BB: 0 P: 28	R: 0 E: 0 K: 0 S: 9 H: 1 LOB: 1 BB: 0 P: 15	R: 0 E: 0 K: 2 S: 8 H: 1 LOB: 1 BB: 0 P: 13	R: 0 E: 0 K: 0 S: 6 H: 1 LOB: 0 BB: 0 P: 9		1B: 5 2B: 4 3B: 0 HR: 2 SF: 0 SAC: 1 DP: 1 HBP: 0					WP: 0 PB: 0 SB: 0 CS: 0 PA: 36	

PITCHER	IP	WLS	BF	H	R	ER	SO	BB	IBB	HBP	BLK	WP	HR	S	P	ERA	WHIP
45 Jhoulys Chacín, R (1, 1) ERA: 5.85	5.0	L	25	8	5	5	5	2	0	0	0	0	2	62	98	9.00	2.000
54 Zach Putnam, R (6, 1) ERA:	1.0		4	1	0	0	0	0	0	0	0	0	0	9	15	0.00	1.000
49 Rex Brothers, L (7, 1) ERA: 4.05	1.0		4	1	0	0	2	0	0	0	0	0	0	8	13	0.00	1.000
61 Edgmer Escalona, R (8, 1) ERA: 16.2	1.0		3	1	0	0	0	0	0	0	0	0	0	6	9	0.00	1.000

PITCHER	IP	WLS	BF	H	R	ER	SO	BB	IBB	HBP	BLK	WP	HR	S	P	ERA	WHIP

BOTTOM

Colorado Rockies @ Pittsburgh Pirates

PNC Park, Pittsburgh, PA

Wed Apr 25 2012, 3:58 PM - 6:33 PM EDT

Att. 15,218 - Partly Cloudy - 64 F

livebaseballscorecards.com

AB	33
R	5
H	11
RBI	5
BB	2
SO	7
LOB	15

Batter	1	2	3	4	5	6	7	8	9	AB	R	H	RBI	BB	SO	LOB
7 Alex Presley, L (1, 7) OBP: 0.315, SLG: 0.380	C FF 90 B FF 90 B SL 85 F FF 92 F SL 82 F FF 91 B SL 81 F FF 92 3-3 ① **K**		B SL 83 C FF 92 S SL 83 D SL 82 X FF 91 2-2 **2-3** 1B		X FF 90 0-0 12 CS 1B			C SI 89 B CH 80 B CH 81 C CH 80 F SI 90 F CH 80 F SI 91 X CU 77 2-2 ① **G4-3**		4	0	2	0	0	1	0
12 Clint Barmes, R (1, 6) OBP: 0.206, SLG: 0.317	C FF 91 B FF 92 B FF 92 F FF 91 F SL 86 X SL 83 2-2 ② **G4-3**		1 SAFE X FF 90 0-0 ③ **P3**		1 SAFE C FF 90 P PO 76 B SL 81 X FF 90 2-1 ②③ **F9** **1-2**			C SI 89 F CH 80 F SI 92 B SI 92 X CU 77 1-2 ② **F9**		4	0	0	0	0	0	3
22 Andrew McCutchen, R (1, 8) OBP: 0.367, SLG: 0.392	S FF 92 F FF 93 F FF 91 B FF 93 X FF 92 1-2 ③ **F9**			X FF 90 0-0 46 S 46 1B 1B		C FF 89 B FF 88 F SL 81 S FF 90 1-3 ① **K**		B CH 81 X CH 81 1-0 ③ **L5**		4	1	1	0	0	1	0
46 Garrett Jones, L (1, 9) OBP: 0.310, SLG: 0.561		B FF 90 S FF 90 F CU 74 B SL 82 S FF 91 2-3 ① **K**		B FF 89 B FF 89 F FF 90 X CU 72 2-1 18 G4-3 18 WP **1-H** 1B		B SL 79 S FF 90 T FF 90 F SL 81 X FF 92 1-2 ② **G1-3**			C SI 89 B SI 89 F SI 89 F CH 82 X CH 79 1-2 ① **G3-1**	4	0	1	1	0	1	0
18 Neil Walker, S (1, 4) OBP: 0.288, SLG: 0.230		C FF 91 B SL 82 B SL 82 B FF 90 S FF 92 X FF 92 3-2 24 L4-3 1B		B FF 90 1 SAFE 1 SAFE C SL 80 B CU 72 B CU 74 X FF 89 3-1 ① **G4-3** **1-3**		C FF 90 C CU 72 B CU 74 B FF 93 B FF 92 B SL 81 4-2 **BB**			C SI 90 X CU 76 0-1 ② **G1-3**	3	0	1	0	1	0	1
24 Pedro Alvarez, L (1, 5) OBP: 0.200, SLG: 0.426		F FF 92 X SL 84 0-1 ②③ **L4-3** **1-1**		B FF 89 D CU 73 F SL 79 B CU 73 D CU 74 4-1 26 G5-3 14 BB **BB**		F SL 80 B FF 90 D SL 81 B FF 91 F FF 92 S SL 81 3-3 ③ **K**			B SI 91 C SI 91 C SI 91 B SI 92 B SI 91 F CH 82 B SI 92 4-2 **BB**	2	0	0	0	2	1	2
14 Casey McGehee, R (1, 3) OBP: 0.353, SLG: 0.370			B SL 79 B FF 91 F FF 90 F FF 92 X SL 84 2-2 7 1B 34 SH3-4 1B	B SL 81 B SL 80 B SL 82 D FF 91 4-0 **1-2** **BB**			C CU 74 C SI 91 X SI 91 0-2 ① **G3**		B SI 90 X SI 90 1-0 ③ **G1-3**	3	0	1	0	1	0	1
26 Rod Barajas, R (1, 2) OBP: 0.152, SLG: 0.159			C SL 82 1 SAFE S FF 90 X SL 80 0-2 ① **P3**	X SL 82 0-0 ②③ **G5-3** **2-3f**			B SI 91 B SI 90 X SI 92 2-0 ② **F7**			3	0	0	0	0	0	4
34 A.J. Burnett, R (1, 1) 2 Nate McLouth, L (7, PH) OBP: 0.292, SLG: 0.286 44 Tony Watson, L (7, 1) 47 Evan Meek, R (7, 1)			X FF 89 0-0 ② **SH3-4** **1-2**		B FF 89 B FF 88 C FF 89 S FF 90 B FF 91 S FF 90 3-3 ① **K**		C SI 91 B SI 91 B SI 91 C SI 92 B SI 92 X CU 77 3-2 ③ **P4**			1 1 0 0	0 0 0 0	0 0 0 0	0 0 0 0	0 0 0 0	1 0 0 0	0 0 0 0
Inning Stats	R: 0 E: 0 K: 1 S: 16 H: 0 LOB: 0 BB: 0 P: 22	R: 0 E: 0 K: 1 S: 8 H: 1 LOB: 0 BB: 0 P: 13	R: 0 E: 0 K: 0 S: 11 H: 2 LOB: 2 BB: 0 P: 15	R: 1 E: 0 K: 0 S: 7 H: 2 LOB: 2 BB: 2 P: 20	R: 0 E: 0 K: 1 S: 7 H: 1 LOB: 0 BB: 0 P: 11	R: 0 E: 0 K: 2 S: 12 H: 0 LOB: 1 BB: 1 P: 21	R: 0 E: 0 K: 0 S: 7 H: 0 LOB: 0 BB: 0 P: 12	R: 0 E: 0 K: 0 S: 11 H: 0 LOB: 0 BB: 0 P: 15	R: 0 E: 0 K: 0 S: 10 H: 0 LOB: 1 BB: 1 P: 16	1B: 6 2B: 1 3B: 0 HR: 0 SF: 0 SAC: 1 DP: 2 HBP: 0						

PITCHER		IP	WLS	BF	H	R	ER	SO	BB	IBB	HBP	BLK	WP	HR	S	P	ERA	WHIP
48 Tommy Hanson, R ERA: 3.0	(1, 1)	6.0	W	24	6	1	1	5	3	0	0	0	1	0	61	102	1.50	1.500
54 Kris Medlen, R ERA: 1.42	(7, 1)	3.0	S	10	0	0	0	0	1	0	0	0	0	0	28	43	0.00	0.333

PITCHER	IP	WLS	BF	H	R	ER	SO	BB	IBB	HBP	BLK	WP	HR	S	P	ERA	WHIP

TOP

Pittsburgh Pirates @ Atlanta Braves

Turner Field, Atlanta, GA

Fri Apr 27 2012, 7:39 PM - 10:32 PM EDT

Att. 36,215 - Partly Cloudy - 75 F

livebaseballscorecards.com

AB	29
R	1
H	6
RBI	1
BB	4
SO	5
LOB	11

Pittsburgh Pirates @ Atlanta Braves

Turner Field, Atlanta, GA

Fri Apr 27 2012, 7:39 PM - 10:32 PM EDT

Att. 36,215 - Partly Cloudy - 75 F

BOTTOM

livebaseballscorecards.com

Batter	1	2	3	4	5	6	7	8	9	AB	R	H	RBI	BB	SO	LOB
24 Michael Bourn, L (1, 8) OBP: 0.385, SLG: 0.402	B FF 94 C FF 93 B FF 94 X SI 95 2-1 1B		S CH 89 B KC 83 D KC 81 X FF 94 2-1 ② G3-1 2-3		B CH 88 X FF 92 1-0 16 G4-3 14 BB 1B		B SI 92 X SI 92 1-0 ① F8	C FF 93 B FF 92 X FF 91 1-1 ① FC4 1-2f		5	0	2	0	0	0	2
14 Martín Prado, R (1, 7) OBP: 0.333, SLG: 0.400	C FF 95 1 SAFE C KC 83 D KC 83 1 SAFE C KC 83 1-3 ① K		B KC 82 X FF 93 1-0 5 1B 3-H 1B		1 SAFE 1 SAFE C FF 92 1 SAFE B SI 92 F CH 88 B KC 83 1 SAFE D KC 83 4-2 B SI 94 16 G4-3 1-2 BB		C SI 93 B CH 87 S CH 84 X SI 94 1-2 8 BB 5 BB 26 2B 1B	C FF 91 B CU 79 F FF 92 X FF 92 1-2 ② F8		4	1	2	1	1	1	2
5 Freddie Freeman, L (1, 3) OBP: 0.321, SLG: 0.494	F SI 94 F FF 95 S KC 82 0-3 ② K		S CH 89 X CH 89 0-1 1-3 1B		X FF 93 0-0 ① L9		C SL 83 B SI 92 B SI 93 B SL 86 B SI 93 4-1 8 BB 26 2B 1-2 BB	D CU 81 X FF 92 1-0 ③ L1		4	1	1	0	1	1	4
16 Brian McCann, L (1, 2) OBP: 0.300, SLG: 0.422 8 David Ross, R (6, 2) OBP: 0.571, SLG: 0.909	B FF 94 F SI 90 F FF 94 C SI 95 1-3 ③ K		X FF 94 0-0 ③ F7		X SI 89 0-0 ② G4-3 1-2 2-3		B SI 91 B SI 92 S SI 92 C SI 94 F SI 94 B SI 93 B CH 86 4-2 26 2B 10 1B 1-2 2-3 BB			3 0	0 1	0 0	0 0	0 1	1 0	5 0
26 Dan Uggla, R (1, 4) OBP: 0.341, SLG: 0.421		B FF 94 X FF 93 1-0 ① F9	B CH 87 C CH 88 B KC 82 F FF 92 S CH 88 2-3 ① K	C FF 93 B FF 93 B FF 94 B SI 90 T SI 90 C SI 94 3-3 ③ K		B FF 94 X FF 91 1-0 10 1B 1-3 2-H 3-H 2B				4	1	1	2	0	2	2
10 Chipper Jones, S (1, 5) OBP: 0.370, SLG: 0.550		S FF 94 S CH 89 B KC 84 B KC 84 X FF 94 2-2 ② G4-3	B CH 89 X CH 89 1-0 ② G3			X SI 89 0-0 1B	C SI 93 F CU 80 X FF 95 0-2 2-H 3-H 1B			4	0	2	2	0	0	0
22 Jason Heyward, L (1, 9) OBP: 0.364, SLG: 0.464		X FF 95 0-0 ③ F8	C FF 94 S KC 82 B FF 94 B KC 84 B SI 93 B SI 89 4-2 1 S 1 1B BB		B FF 92 B KC 80 X FF 92 2-0 ① P2	X FF 95 0-0 ② P5				3	1	0	0	1	0	2
1 Tyler Pastornicky, R (1, 6) OBP: 0.309, SLG: 0.360			C FF 93 B SI 93 B FF 93 B FF 94 B FF 93 4-1 24 G3-1 48 SH3-4 14 1B BB	S FF 94 F FF 94 F KC 84 F KC 84 1 SAFE B FF 94 X SI 90 1-2 1-H 1B		B FF 92 S FF 93 B FF 93 F FF 92 F SI 94 C SI 94 2-3 ② K	B FF 95 C FF 94 S FF 94 X FF 94 1-2 ③ G3-1			3	1	1	1	1	1	2
48 Tommy Hanson, R (1, 1) OBP: 0.222, SLG: 0.125 25 Juan Francisco, L (6, PH) OBP: 0.281, SLG: 0.645 54 Kris Medlen, S (7, 1) OBP: 1.000, SLG: 1.000			B FF 92 C FF 92 X FF 91 1-1 ① SH3-4 1-2	F FF 94 S FF 93 B KC 80 F FF 92 D KC 82 C SI 93 2-3 ③ K		C KC 80 S KC 81 S KC 82 0-3 ③ K		C FF 91 F FF 92 X CU 78 0-2 24 FC4 1B		1 1 1	0 0 0	0 0 1	0 0 0	0 0 0	1 1 0	1 1 0
Inning Stats	R: 0 E: 0 K: 3 S: 11 H: 1 LOB: 1 BB: 0 P: 15	R: 0 E: 0 K: 0 S: 5 H: 0 LOB: 0 BB: 0 P: 8	R: 1 E: 0 K: 0 S: 9 H: 2 LOB: 2 BB: 1 P: 17	R: 1 E: 0 K: 2 S: 15 H: 1 LOB: 1 BB: 1 P: 25	R: 0 E: 0 K: 1 S: 8 H: 1 LOB: 2 BB: 1 P: 16	R: 0 E: 0 K: 2 S: 9 H: 1 LOB: 1 BB: 0 P: 13	R: 4 E: 0 K: 0 S: 16 H: 3 LOB: 1 BB: 2 P: 28	R: 0 E: 0 K: 0 S: 9 H: 1 LOB: 1 BB: 0 P: 12		1B: 9 2B: 1 3B: 0 HR: 0 SF: 0 SAC: 1 DP: 0 HBP: 0		WP: 0 PB: 0 SB: 1 CS: 0 PA: 39		

	AB	33
	R	6
	H	10
	RBI	6
	BB	5
	SO	8
	LOB	21

PITCHER		IP	WLS	BF	H	R	ER	SO	BB	IBB	HBP	BLK	WP	HR	S	P	ERA	WHIP
34 A.J. Burnett, R ERA: 1.38	(1, 1)	6.0	L	27	6	2	2	8	3	0	0	0	0	0	57	94	3.00	1.500
44 Tony Watson, L ERA: 6.14	(7, 1)	0.1		4	1	3	3	0	2	0	0	0	0	0	8	18	81.00	9.000
47 Evan Meek, R ERA: 6.23	(7, 1)	1.2		8	3	1	1	0	0	0	0	0	0	0	17	22	5.40	1.800

PITCHER	IP	WLS	BF	H	R	ER	SO	BB	IBB	HBP	BLK	WP	HR	S	P	ERA	WHIP

Batter	1	2	3	4	5	6	7	8	9	AB	R	H	RBI	BB	SO	LOB
7 Alex Presley, L (1, 7) OBP: 0.321, SLG: 0.395	C FF 91 B SI 92 T CU 78 F FF 93 B CU 78 X CU 80 2-2 22 WP 31 G4-3 46 SF8 1B	B SI 90 B CH 79 C SI 91 C SI 91 D CU 78 X CH 78 3-2 31 1B 2-H 2B		C FF 93 B FF 93 S CU 78 X CU 79 1-2 ① G6-3		B SI 81 C SI 80 X CH 76 1-1 ① G3			F SI 89 B SL 83 F CH 81 S CH 83 1-3 ① K	5	2	2	1	0	1	0
31 Jose Tabata, R (1, 9) OBP: 0.238, SLG: 0.217	C SI 91 X SI 90 0-1 ① G4-3 1-2	B CU 81 F CU 80 B SI 92 F SI 92 F FF 94 F CU 80 X SI 93 2-2 2-H 1B		C FF 94 B FF 93 B CU 80 F CU 80 F FF 93 X CU 80 2-2 ② L4		C SL 79 B CU 67 X SL 80 1-1 ② F9			X CH 79 0-0 ② G6-3	5	0	1	1	0	0	1
22 Andrew McCutchen, R (1, 8) OBP: 0.369, SLG: 0.397	B CU 80 B FF 91 C CU 78 B FF 91 B SI 91 4-1 46 SF8 2-3 BB	B FF 94 D CU 83 C SI 92 B CH 81 C SI 92 F SI 90 T SI 92 3-2 ③ K		B CU 80 B CU 78 B FF 94 C FF 92 C SI 92 X SI 93 3-2 ③ G5-3		B SI 84 C SI 83 X CU 65 1-1 ③ G6-3			B SI 90 X CH 81 1-0 2B	4	0	1	0	1	1	1
46 Garrett Jones, L (1, 3) OBP: 0.283, SLG: 0.523 37 Juan Cruz, R (7, 1) 39 Jason Grilli, R (8, 1) 2 Nate McLouth, L (9, PH) OBP: 0.280, SLG: 0.273 Joel Hanrahan, R (9, 1)	1 SAFE X FF 89 0-0 ② SF8 1-2 3-H	C SI 91 S SI 89 X SI 93 0-2 ① F7	C CH 81 F SI 90 B FF 92 B FF 94 S CH 83 2-3 ① K		B SI 88 F SI 88 F SI 91 F CH 82 B CH 82 X CH 81 2-2 ① G4-3		C SI 89 B SL 83 F SI 89 F SI 89 B SL 80 X SI 90 2-2 ③ L9	3 0 0 1 0 1	0 0 0 0 0 0	0 0 0 0 0 0	1 0 0 0 0 0	0 0 0 0 0 1	1 0 0 0 0 0	0 0 0 1 0 0
18 Neil Walker, S (1, 4) OBP: 0.314, SLG: 0.266	B FF 92 B FF 91 B CH 80 B FF 88 4-0 BB	C SI 91 F SI 91 B SI 92 B SI 90 B FF 93 X SI 93 3-2 24 2B 1B	B CU 79 B CH 84 X SI 93 2-0 24 2B 2B		X SI 89 0-0 ② G3-1			3	1	2	0	1	0	0
24 Pedro Alvarez, L (1, 5) OBP: 0.222, SLG: 0.471	D CH 80 F SI 90 C SI 91 S SI 92 1-3 ③ K	D CH 81 B SI 89 X SI 90 2-0 1-3 2B	F FF 93 B SI 92 B CU 77 S CU 80 B SI 92 X FF 92 3-2 12 F8 2-H 2B		C SI 90 C SL 82 S CH 82 0-3 ③ K			4	0	2	1	0	2	2
12 Clint Barmes, R (1, 6) OBP: 0.194, SLG: 0.297	C FF 91 X SI 92 0-1 ① P6	C SI 90 F SI 91 S FF 91 0-3 ② K	B SI 82 F SI 83 X SL 78 1-1 ② F8 2-3			F SI 90 F SI 91 S SL 85 0-3 ① K		4	0	0	0	0	2	3
26 Rod Barajas, R (1, 2) OBP: 0.200, SLG: 0.174	C SI 92 X SI 92 0-1 45 SH5-4 7 2B 1B	I IN 62 I IN 63 I IN 62 I IN 60 4-0 IBB	I IN 77 I IN 77 I IN 75 I IN 76 4-0 IBB			B SL 81 S SL 82 X SL 82 1-1 ② G6-3				2	1	1	0	2	0	0
45 Erik Bedard, L (1, 1) OBP: 0.100, SLG: 0.100 30 Chris Resop, R (6, 1) 14 Casey McGehee, R (7, 3) OBP: 0.346, SLG: 0.362	X SI 88 0-0 ② SH5-4 1-2	C SI 90 X SI 88 0-1 ③ F8	F SI 84 F SI 84 X CH 75 0-2 ③ G4-3			C SI 91 B SL 84 S SL 80 S CH 83 1-3 ③ K				2 0 1	0 0 0	0 0 0	0 0 0	0 0 1	0 0 0	5 0 0

TOP

Pittsburgh Pirates @ Atlanta Braves

Turner Field, Atlanta, GA

Sat Apr 28 2012, 7:12 PM - 10:24 PM EDT

Att. 34,086 - Clear - 81 F

livebaseballscorecards.com

	AB	R	H	RBI	BB	SO	LOB
	34	4	9	4	4	8	13

Inning Stats	1	2	3	4	5	6	7	8	9
	R: 1 E: 0 K: 1 S: 11	R: 2 E: 0 K: 1 S: 17	R: 0 E: 0 K: 1 S: 12	R: 0 E: 0 K: 0 S: 10	R: 1 E: 0 K: 1 S: 12	R: 0 E: 0 K: 0 S: 6	R: 0 E: 0 K: 1 S: 8	R: 0 E: 0 K: 2 S: 8	R: 0 E: 0 K: 1 S: 9
	H: 1 LOB: 2 BB: 2 P: 22	H: 3 LOB: 1 BB: 0 P: 25	H: 2 LOB: 3 BB: 1 P: 21	H: 0 LOB: 0 BB: 0 P: 16	H: 2 LOB: 2 BB: 1 P: 24	H: 0 LOB: 0 BB: 0 P: 9	H: 0 LOB: 0 BB: 0 P: 10	H: 0 LOB: 0 BB: 0 P: 10	H: 1 LOB: 1 BB: 0 P: 13

1B: 4 2B: 5 3B: 0 HR: 0 | SF: 1 SAC: 1 DP: 0 HBP: 0

WP: 1 PB: 0 SB: 0 CS: 0 | PA: 40

PITCHER		IP	WLS	BF	H	R	ER	SO	BB	IBB	HBP	BLK	WP	HR	S	P	ERA	WHIP
40 Randall Delgado, R ERA: 6.3	(1, 1)	4.1	L	24	8	4	4	4	2	1	0	0	1	0	57	98	8.31	2.308
61 Livan Hernandez, R ERA: 3.95	(5, 1)	1.2		6	0	0	0	0	0	1	0	0	0	0	11	19	0.00	0.000
50 Cristhian Martinez, R ERA: 2.7	(7, 1)	3.0		10	1	0	0	4	0	0	0	0	0	0	25	33	0.00	0.333

PITCHER		IP	WLS	BF	H	R	ER	SO	BB	IBB	HBP	BLK	WP	HR	S	P	ERA	WHIP

Batter	1	2	3	4	5	6	7	8	9	AB	R	H	RBI	BB	SO	LOB
24 Michael Bourn, L (1, 8) OBP: 0.389, SLG: 0.407	B FS 84 B SI 86 X FF 85 2-0 ① F9		B FF 88 S FF 89 F FF 90 S CU 77 1-3 ① K		B CU 76 B FF 89 C FF 89 X SI 88 2-1 5 PB 1-2 1B		B FF 94 B CH 82 B FF 92 C FF 91 C FF 93 X FF 93 3-2 14 G4-3 1B			4	0	2	0	0	1	0
14 Martín Prado, R (1, 7) OBP: 0.341, SLG: 0.418	C FS 81 B CU 72 B CU 74 C FF 85 X CU 76 2-2 26 BB 1B		F CH 77 B CH 77 F FF 92 X CH 76 1-2 ① 26 1B 2B		B SI 87 C CU 76 C CU 76 X FF 92 1-2 ① P3		B FC 89 1 SAFE B FC 89 C FF 94 1 SAFE B FC 90 F FF 93 X FC 88 3-2 ①② G4-3 1-2f			4	1	2	0	0	0	3
5 Freddie Freeman, L (1, 3) OBP: 0.307, SLG: 0.469	F FS 85 F SI 87 B CH 74 T CH 75 C SI 89 1-3 ② K		S CH 75 B FF 91 B CU 78 T SI 90 F CH 76 F SI 91 F SI 93 F SI 92 S FF 89 2-3 ② K		F SI 89 F SI 90 F FC 89 B FF 91 D CU 78 F SI 92 D CH 74 F SI 90 S FF 92 1-2 2-3 3-3 ② K		C SL 78 B FC 89 X FC 89 1-1 ③ G6-3			4	0	0	0	0	3	4
26 Dan Uggla, R (1, 4) OBP: 0.348, SLG: 0.418	C CH 76 B FF 87 B SI 88 B CH 74 B FF 87 4-1 1-2 BB		B CU 76 S CU 74 X CH 76 1-1 ③ 2-H 1B		S FF 90 B CU 77 F CU 76 S CU 76 1-3 ③ K			C FF 94 S SL 83 B FF 95 S SL 83 1-3 ① K		3	0	1	1	1	2	2
22 Jason Heyward, L (1, 9) OBP: 0.358, SLG: 0.466	B SI 87 C FF 89 B SI 87 X SI 89 2-1 ③ F8		C FF 86 F FF 88 C CU 76 0-3 ③ K			B FF 92 X FF 88 1-0 8 S 25 G3 2B		S FF 95 B FF 95 B SL 85 F FF 96 B FF 96 S FF 95 3-3 ② K		4	1	1	0	0	2	3
8 David Ross, R (1, 2) OBP: 0.444, SLG: 0.667		B FS 82 S SI 86 C SI 88 X SI 90 1-2 ① F9		C CU 74 X CU 74 0-1 ① L4		B FF 94 D SL 88 B FF 92 C FF 94 F SI 93 F SI 93 F SI 93 F FF 93 X SI 94 3-2 ① P3 2-3		S SL 83 T FF 95 B FF 95 B SL 83 S FF 95 2-3 ③ K		4	0	0	0	0	1	1
25 Juan Francisco, L (1, 5) OBP: 0.250, SLG: 0.571		S FF 86 X CU 75 0-1 ② P4		S FF 90 B FC 87 C FF 91 S FC 87 1-3 ② K		X CU 78 0-0 ② G3 3-H			B FF 96 B FF 96 C FF 95 F FF 95 F FF 96 S SL 89 2-3 ① K	4	0	0	1	0	2	0
1 Tyler Pastornicky, R (1, 6) OBP: 0.322, SLG: 0.370		B FS 84 C SI 86 B SI 88 B FS 85 C FS 84 X FS 84 3-2 1B		C SI 90 C SI 88 S CU 76 0-3 ③ K		B FF 93 F FF 93 B SI 94 B FF 93 S SI 92 F SI 93 F SI 92 F FF 91 F FF 92 3-2 F FF 92 X SI 92 E9 1B			B FF 96 C FF 96 F FF 97 B SL 90 S SL 89 2-3 ② K	4	0	2	0	0	2	0
40 Randall Delgado, R (1, 1) OBP: 0.167, SLG: 0.167 61 Livan Hernandez, R (5, 1) 10 Chipper Jones, S (6, PH) OBP: 0.362, SLG: 0.537 50 Cristhian Martinez, R (7, 1) 20 Eric Hinske, L (9, PH) OBP: 0.300, SLG: 0.222		B FF 88 F SI 90 B FF 91 F SI 87 S CU 78 2-3 ③ K			B FF 88 B FF 85 B FS 84 B FF 87 4-0 5 PB 24 1B BB	B SI 93 B SI 93 C SL 86 F CU 81 X CU 81 2-2 ③ G4-3			B FF 96 X FF 96 1-0 ③ F9	1 0 1 0 1	0 0 0 0 0	0 0 0 0 0	0 1 0 0 0	0 0 0 0 0	1 0 0 0 0	1 0 1 0 0
Inning Stats	R: 0 E: 0 K: 1 S: 11 H: 1 LOB: 2 BB: 1 P: 22	R: 0 E: 0 K: 1 S: 11 H: 1 LOB: 1 BB: 0 P: 17	R: 1 E: 0 K: 3 S: 18 H: 2 LOB: 1 BB: 0 P: 23	R: 0 E: 0 K: 2 S: 8 H: 0 LOB: 0 BB: 0 P: 9	R: 0 E: 0 K: 2 S: 14 H: 1 LOB: 2 BB: 1 P: 25	R: 1 E: 1 K: 0 S: 19 H: 2 LOB: 1 BB: 0 P: 28	R: 0 E: 0 K: 0 S: 8 H: 1 LOB: 0 BB: 0 P: 15	R: 0 E: 0 K: 3 S: 9 H: 0 LOB: 0 BB: 0 P: 15	R: 0 E: 0 K: 2 S: 8 H: 0 LOB: 0 BB: 0 P: 13	1B: 6 2B: 2 3B: 0 HR: 0 SF: 0 SAC: 0 DP: 1 HBP: 0					WP: 0 PB: 1 SB: 1 CS: 0 PA: 36	

PITCHER		IP	WLS	BF	H	R	ER	SO	BB	IBB	HBP	BLK	WP	HR	S	P	ERA	WHIP
45 Erik Bedard, L ERA: 2.48	(1, 1)	5.0	W	22	5	1	1	9	2	0	0	0	0	0	62	96	1.80	1.400
30 Chris Resop, R ERA: 3.24	(6, 1)	1.0	H	5	2	1	1	0	0	0	0	0	0	0	19	28	9.00	2.000
37 Juan Cruz, R ERA:	(7, 1)	1.0	H	3	1	0	0	0	0	0	0	0	0	0	8	15	0.00	1.000
39 Jason Grilli, R ERA: 3.38	(8, 1)	1.0	H	3	0	0	0	3	0	0	0	0	0	0	9	15	0.00	0.000
Joel Hanrahan, R ERA: 2.57	(9, 1)	1.0	S	3	0	0	0	2	0	0	0	0	0	0	8	13	0.00	0.000

PITCHER	IP	WLS	BF	H	R	ER	SO	BB	IBB	HBP	BLK	WP	HR	S	P	ERA	WHIP

BOTTOM

Pittsburgh Pirates @ Atlanta Braves

Turner Field, Atlanta, GA

Sat Apr 28 2012, 7:12 PM - 10:24 PM EDT

Att. 34,086 - Clear - 81 F

livebaseballscorecards.com

AB	34
R	2
H	8
RBI	2
BB	2
SO	14
LOB	15

Pittsburgh Pirates @ Atlanta Braves

Turner Field, Atlanta, GA

Sun Apr 29 2012, 1:36 PM - 5:00 PM EDT

Att. 30,419 - Sunny - 81 F

TOP

livebaseballscorecards.com

Batter	1	2	3	4	5	6	7	8	9	AB	R	H	RBI	BB	SO	LOB
7 Alex Presley, L (1, 7) OBP: 0.313, SLG: 0.375	B SI 90 X SI 89 1-0 ① G4-3	B SI 90 B FC 87 B FC 86 C SI 86 B FS 82 4-1 31 E BB		C CU 75 B SI 89 F FS 81 B FC 86 S CU 78 2-3 ② K		C SI 91 X FC 89 0-1 ③ G3			C FF 95 C KC 86 S KC 85 0-3 ① K	4	0	0	0	1	2	1
31 Jose Tabata, R (1, 9) OBP: 0.265, SLG: 0.262	C SI 90 F FC 86 X CU 77 0-2 22 HBP 1B	C SI 91 B SI 90 B FS 82 X SI 91 2-1 E2 1-3 2-H 3-H 1B		F FS 81 B FC 84 F FS 82 F FC 86 F SI 90 B FC 85 F FC 83 F FS 82 X SI 89 2-2 ③ F9			C SI 89 X SL 85 0-1 ① F9		B FF 95 S FF 95 X SI 96 1-1 22 G1-3 46 WP 2B	5	1	3	2	0	0	1
22 Andrew McCutchen, R (1, 8) OBP: 0.360, SLG: 0.378	H SI 89 1-0 1-2 HBP	S FC 86 S FC 86 B SI 91 S SI 87 1-3 ③ K			F FF 89 S FC 84 S FC 85 0-3 ① K		X SI 90 0-0 ② P3		S FF 96 C SI 96 F FF 97 B KC 86 X KC 86 1-2 ② G1-3 2-3	4	0	0	0	0	2	3
46 Garrett Jones, L (1, 3) OBP: 0.275, SLG: 0.510	B SI 90 F FS 82 S FC 87 B SI 91 S FC 86 2-3 ② K	B SI 88 S SI 89 B SI 88 X FS 82 2-1 ① F7			B FS 83 X FS 81 1-0 24 G3-1 2B		B SL 86 C SI 90 F SL 86 B SL 86 F SI 91 F SI 90 S SI 90 2-3 ③ K		S KC 87 B KC 86 B SI 96 F FF 95 C KC 86 2-3 ③ K 3-H	5	0	1	0	0	3	2
18 Neil Walker, S (1, 4) OBP: 0.324, SLG: 0.284	X FS 82 0-0 ③ G4-3		C CU 76 X SI 89 0-1 2B		C SI 90 B SI 91 S FC 85 B FC 84 B SI 90 F SI 90 F FC 85 B FC 86 4-2 24 G3-1 BB			C SI 94 B SI 93 X CH 88 1-1 ① G5-3		3	0	1	0	1	0	2
24 Pedro Alvarez, L (1, 5) OBP: 0.241, SLG: 0.491		X SI 88 0-0 29 SH2-4 31 E 55 1B 1B	F CU 76 B FC 86 F FC 85 S FC 86 1-3 ② K		D FC 86 B SI 90 C SI 90 C CU 76 X FC 86 2-2 ② G3-1 1-2 2-3			C SI 94 C SI 93 B SL 87 X SL 87 1-2 2B		4	1	2	0	0	1	3
12 Clint Barmes, R (1, 6) OBP: 0.186, SLG: 0.284 32 Brad Lincoln, L (5, 1) 44 Tony Watson, L (7, 1) 14 Casey McGehee, R (8, PH) OBP: 0.340, SLG: 0.354 47 Evan Meek, R (8, 1)		1 SAFE 1 SAFE F FC 82 1 SAFE P PO 82 F SI 87 X FF 88 1-2 ① F9	C FC 85 F SI 90 F SI 91 B FC 85 S FS 82 1-3 ③ K		B CU 76 C FC 86 S FC 84 B FC 86 F FC 85 B SI 92 X CU 77 3-2 ③ G5-3			C SI 95 B SL 85 F SL 84 S SL 87 1-3 ② K		3 0 0 1 0	0 0 0 0 0	0 0 0 0 0	0 0 0 0 0	1 0 0 1 0	4 0 0 1 0
55 Michael McKenry, R (1, 2) OBP: 0.440, SLG: 0.500		C SI 89 C SI 89 B FF 90 X FC 86 1-2 29 SH2-4 31 E 1-2 1B		C SI 88 F FS 80 B SI 89 X FS 83 1-2 E6 29 SH3-4		C SI 90 F SI 88 B FC 88 X FC 89 1-2 ① F8		B SI 95 F SI 94 D SL 86 S CH 88 D SL 86 F SI 94 D CH 89 4-2 BB		3	1	1	0	1	0	0
29 Kevin Correia, R (1, 1) OBP: 0.167, SLG: 0.167 5 Josh Harrison, R (5, 6) OBP: 0.158, SLG: 0.278		C SI 88 2 SAFE X SI 88 0-1 ② SH2-4 1-2 2-3		B FC 83 1 SAFE X SI 89 1-0 ① SH3-4 1-2		C SI 90 B FC 88 X SI 91 1-1 ② G6-3		S SL 86 S SL 85 F SL 86 B FF 95 S SL 85 1-3 ③ K		0 2	0 0	0 0	0 0	0 0	0 1	0 2
Inning Stats	R: 0 E: 0 K: 1 S: 8 H: 1 LOB: 2 BB: 0 P: 12	R: 2 E: 1 K: 1 S: 16 H: 3 LOB: 2 BB: 1 P: 24	R: 0 E: 0 K: 2 S: 11 H: 1 LOB: 1 BB: 0 P: 15	R: 0 E: 1 K: 1 S: 14 H: 0 LOB: 1 BB: 0 P: 20	R: 0 E: 0 K: 1 S: 15 H: 1 LOB: 2 BB: 1 P: 25	R: 0 E: 0 K: 0 S: 7 H: 0 LOB: 0 BB: 0 P: 9	R: 0 E: 0 K: 1 S: 8 H: 0 LOB: 0 BB: 0 P: 10	R: 0 E: 0 K: 2 S: 15 H: 1 LOB: 2 BB: 1 P: 23	R: 1 E: 0 K: 2 S: 12 H: 1 LOB: 0 BB: 0 P: 16	1B: 4 2B: 4 3B: 0 HR: 0 SF: 0 SAC: 2 DP: 0 HBP: 1						

	AB	34
	R	3
	H	8
	RBI	2
	BB	3
	SO	11
	LOB	19

WP: 1 PB: 0 SB: 0 CS: 0 PA: 40

PITCHER		IP	WLS	BF	H	R	ER	SO	BB	IBB	HBP	BLK	WP	HR	S	P	ERA	WHIP
15 Tim Hudson, R ERA: 3.6	(1, 1)	5.0	W	25	6	2	2	6	2	0	1	0	0	0	64	96	3.60	1.600
32 Chad Durbin, R ERA: 7.36	(6, 1)	1.0	H	3	0	0	0	0	0	0	0	0	0	0	7	9	0.00	0.000
34 Eric O'Flaherty, L ERA: 4.91	(7, 1)	1.0	H	3	0	0	0	1	0	0	0	0	0	0	8	10	0.00	0.000
39 Jonny Venters, L ERA:	(8, 1)	1.0	H	5	1	0	0	2	1	0	0	0	0	0	15	23	0.00	2.000
46 Craig Kimbrel, R ERA: 2.0	(9, 1)	1.0	S	4	1	1	1	2	0	0	0	0	1	0	12	16	9.00	1.000

PITCHER		IP	WLS	BF	H	R	ER	SO	BB	IBB	HBP	BLK	WP	HR	S	P	ERA	WHIP

BOTTOM

Pittsburgh Pirates @ Atlanta Braves

Turner Field, Atlanta, GA

Sun Apr 29 2012, 1:36 PM - 5:00 PM EDT

Att. 30,419 - Sunny - 81 F

livebaseballscorecards.com

Batter	1	2	3	4	5	6	7	8	9	AB	R	H	RBI	BB	SO	LOB
24 Michael Bourn, L (1, 8) OBP: 0.410, SLG: 0.422	B FF 88 B FF 88 C FF 88 F SI 88 X FF 89 2-2 14 G6-4-3 1B		F SI 90 B FC 90 C SI 90 B CU 74 B FF 89 B CH 87 4-2 5 SF8 14 E 1-2 BB		X FF 88 0-0 16 BB 14 BB 26 BB 1B	C SI 93 B CH 86 X SI 94 1-1 ③ G1-3		B FF 94 X FF 92 1-0 1B		4	1	3	0	1	0	0
14 Martín Prado, R (1, 7) OBP: 0.344, SLG: 0.446	B FF 87 X SL 84 1-0 ①② G6-4-3 1-2f		X SL 85 0-0 E5 5 SF8 1-2 2-3		D SL 87 C FF 87 P PO 84 B SL 86 B SI 88 4-1 26 BB 16 BB 1-2 BB		X FF 92 0-0 HR	C FF 93 1 SAFE 1 SAFE S CU 80 D CU 83 F SI 94 S CU 82 1-3 ③ K		4	1	1	1	1	1	4
5 Freddie Freeman, L (1, 3) OBP: 0.304, SLG: 0.464	F FC 88 C CU 75 B FC 89 B SL 86 B SL 83 X SI 88 3-2 ③ G4-3		B CH 84 B SL 87 B CH 86 C FF 89 F SI 89 F SI 89 F FF 88 F FF 89 X SI 90 3-2 ② SF8 1-2 2-3 3-H		B CH 84 S FF 88 F CH 86 B SL 87 B SL 89 X CH 86 3-2 ① F8		B CU 83 B SI 93 B FF 93 C FF 92 F SI 92 F FF 94 X FF 94 3-2 16 BB 1B			3	0	1	1	0	0	2
16 Brian McCann, L (1, 2) OBP: 0.311, SLG: 0.409		C FF 88 B CH 86 F CH 86 B CU 75 B SL 86 F FF 89 F SI 88 X SL 86 3-2 ① G4-3	D CU 77 B FF 85 X CH 86 2-0 ③ L6		C CU 77 B SL 87 B CH 86 B SL 87 B SL 87 4-1 26 BB 1-2 2-3 BB		D CU 82 B FF 94 B CU 82 C FF 93 F FF 92 B SI 92 4-2 1-2 BB			2	0	0	0	2	0	2
26 Dan Uggla, R (1, 4) OBP: 0.366, SLG: 0.420		C FC 90 B SL 87 X FF 89 1-1 10 G3 1B		B SL 87 B SL 88 B SL 87 B SI 90 4-0 22 G1-3 1 2B BB	F SL 87 D CU 76 D FC 90 B FF 89 F SI 89 F SI 90 B FA 88 4-2 1-2 2-3 3-H BB		C FF 94 B CU 83 C FC 82 X CU 83 1-2 ① F9			2	1	1	1	2	0	2
10 Chipper Jones, S (1, 5) OBP: 0.333, SLG: 0.489		B CU 75 S FF 88 X CH 85 1-1 ② G3 1-2		F CH 87 X SI 89 0-1 ① F7	C CU 84 C CU 82 B FF 94 B CU 83 C FF 94 2-3 ② K		S SI 91 X SI 92 0-1 ② F9			4	0	0	0	0	1	7
22 Jason Heyward, L (1, 9) OBP: 0.341, SLG: 0.442		X FF 89 0-0 ③ G4-3		B CU 76 F FF 88 B FF 87 X SL 87 2-1 ② G1-3 1-2	F FF 94 B CU 84 B CU 84 F FF 93 X CU 84 2-2 ③ G4-3		F SI 91 B SI 93 X SI 91 1-1 ③ P6			4	0	0	0	0	0	7
1 Tyler Pastornicky, R (1, 6) OBP: 0.323, SLG: 0.386 34 Eric O'Flaherty, L (7, 1) 39 Jonny Venters, L (8, 1) 20 Eric Hinske, L (8, PH) OBP: 0.286, SLG: 0.211 46 Craig Kimbrel, R (9, 1)			B FC 90 C FF 90 X FF 90 1-1 ① G5-3	B SI 89 C SI 89 B FF 88 F SL 87 F SL 88 B CU 76 X SL 86 3-2 2-H 2B	C FF 93 F FF 93 B CU 84 F FF 95 X CU 83 1-2 ① G6-3			B CU 80 S SI 92 B CU 82 C FF 94 F CU 83 F CU 82 X FF 94 2-2 ① G4-3		3 0 0 1	0 0 0 0	1 0 0 0	1 0 0 0	0 0 0 0	0 0 0 0	0 0 0 0
15 Tim Hudson, R (1, 1) 32 Chad Durbin, R (6, 1) 2 Jack Wilson, R (6, PH) OBP: 0.111, SLG: 0.115 (7, 6)			C SI 90 X FF 89 0-1 E8 14 E 24 BB 5 SF8	C FF 89 B SL 85 C SL 88 F CU 77 B SL 85 B FF 90 X FF 89 3-2 ③ G6-3	B FF 94 S FF 94 C CU 84 S CU 86 1-3 ② K			L FF 93 X CU 81 0-1 ② F7		2 0 2	1 0 0	0 0 0	0 0 0	0 0 1	0 0 0	1 0 0
Inning Stats	R: 0 E: 0 K: 0 S: 7 H: 1 LOB: 0 BB: 0 P: 13	R: 0 E: 0 K: 0 S: 10 H: 1 LOB: 1 BB: 0 P: 15	R: 1 E: 2 K: 0 S: 14 H: 0 LOB: 2 BB: 1 P: 24	R: 1 E: 0 K: 0 S: 13 H: 1 LOB: 1 BB: 1 P: 25	R: 1 E: 0 K: 1 S: 16 H: 1 LOB: 3 BB: 3 P: 34	R: 0 E: 0 K: 1 S: 9 H: 0 LOB: 0 BB: 0 P: 12	R: 1 E: 0 K: 0 S: 14 H: 2 LOB: 2 BB: 1 P: 23	R: 0 E: 0 K: 1 S: 12 H: 1 LOB: 1 BB: 0 P: 16		1B: 5 2B: 1 3B: 0 HR: 1	SF: 1 SAC: 0 DP: 1 HBP: 0				WP: 0 PB: 0 SB: 0 CS: 0	PA: 38	

	AB	31
	R	4
	H	7
	RBI	4
	BB	6
	SO	3
	LOB	25

PITCHER		IP	WLS	BF	H	R	ER	SO	BB	IBB	HBP	BLK	WP	HR	S	P	ERA	WHIP
29 Kevin Correia, R ERA: 2.42	(1, 1)	4.1	L	23	4	3	2	0	5	0	0	0	0	0	54	101	4.15	2.077
32 Brad Lincoln, R ERA: 1.29	(5, 1)	2.0		9	2	1	1	2	1	0	0	0	0	1	25	40	4.50	1.500
44 Tony Watson, L ERA: 5.63	(7, 1)	0.2		2	0	0	0	0	0	0	0	0	0	0	4	5	0.00	0.000
47 Evan Meek, R ERA: 5.59	(8, 1)	1.0		4	1	0	0	1	0	0	0	0	0	0	12	16	0.00	1.000

PITCHER		IP	WLS	BF	H	R	ER	SO	BB	IBB	HBP	BLK	WP	HR	S	P	ERA	WHIP

Batter	1	2	3	4	5	6	7	8	9	AB	R	H	RBI	BB	SO	LOB
31 Jose Tabata, R (1, 9) OBP: 0.274, SLG: 0.275	B FF 91 F FF 92 B FF 92 X FF 92 2-1 G6-3		B FF 90 X CH 84 1-0 5 1B 22 SF8 1-3 2B	F FF 89 F FF 91 C FF 92 0-3 K			B CU 80 C FF 90 B SL 85 B FF 90 F FF 90 B FF 91 4-2 22 1B 5 SH5-3 14 PB BB	B SI 86 S SI 85 F SI 85 X SI 86 1-2 FC3-6 1-2f		4	2	1	0	1	1	2
5 Josh Harrison, R (1, 6) OBP: 0.174, SLG: 0.273	B FF 92 B FF 93 C FF 92 S FF 92 X FF 93 2-2 F9		F FF 90 B SL 85 S CH 84 X SL 80 1-2 2-3 3-H 1B		C FF 92 B FF 92 F FF 91 X FF 92 1-2 G4-3		B FF 90 1 SAFE X FF 89 1-0 SH5-3 1-2	C SI 85 S CU 68 B FF 86 S FF 86 1-3 K		4	0	1	1	0	1	1
22 Andrew McCutchen, R (1, 8) OBP: 0.351, SLG: 0.372	C FF 92 B FF 86 B FF 92 F FF 92 S CH 86 2-3 K		X CH 84 0-0 SF8 3-H		C SL 81 B FF 92 B SL 82 S CH 85 B SL 85 T FF 92 3-2 K		C FC 88 X CH 78 0-1 14 PB 18 1B 2-3 1B		B FF 85 C SL 80 F CU 70 B SI 86 B SI 86 S SL 81 3-3 K	4	1	1	1	0	3	0
14 Casey McGehee, R (1, 3) OBP: 0.345, SLG: 0.365		B FF 92 C FF 91 X SL 85 1-1 18 1B 2B	1 SAFE B FF 89 C FF 89 B FF 90 1 SAFE C FF 89 B FF 90 S FF 90 3-3 K		F FF 92 S FF 92 S FF 92 0-3 K		B SI 89 1 SAFE B FC 87 C SI 90 F SI 89 B FC 88 B FC 88 4-2 18 1B 36 FC5-4 1-2 3-H BB		S FF 86 S SL 81 B FF 86 B CU 70 C FF 85 2-3 K	4	1	1	0	1	3	1
18 Neil Walker, S (1, 4) OBP: 0.342, SLG: 0.306		X CH 83 0-0 24 G6-4-3 2-3 1B		C CU 80 X SL 84 0-1 F7		F FF 90 B FF 91 C KC 79 X CH 83 1-2 36 S 36 HR 1B	C FF 88 F FF 90 B SI 91 B FC 88 X SI 89 2-2 36 FC5-4 1-3 2-H 1B		C SI 86 F SI 86 B SI 85 B FF 87 X CU 71 2-2 F8	5	1	3	1	0	0	0
36 Yamaico Navarro, R (1, 7) OBP: 0.318, SLG: 0.353		B CH 83 C FF 90 C FF 91 D SL 82 F FF 90 1 SAFE B KC 80 X CH 83 3-2 P4		B FF 91 X FF 91 1-0 24 HR 1B		B FF 89 C FF 89 B FF 89 B KC 79 X FF 90 3-1 1-H HR	B FC 88 B SI 89 X SI 90 2-0 FC5-4 1-2f 3-H			4	2	2	3	0	0	3
24 Pedro Alvarez, L (1, 5) OBP: 0.242, SLG: 0.525		X SL 86 0-0 G6-4-3 1-2f		X FF 89 0-0 1-H HR		B FF 91 C FF 92 S SL 85 C FF 92 1-3 K	B SI 90 X FC 87 1-0 P3			4	1	1	2	0	1	3
26 Rod Barajas, R (1, 2) OBP: 0.222, SLG: 0.184			B FF 92 F FF 91 B CH 85 B CH 85 B FF 93 4-1 31 2B 5 1B BB	B FF 91 F SL 86 S FF 92 C FF 92 1-3 K		F SL 85 S FF 92 F FF 91 T SL 81 0-2 K		B SI 84 B SI 84 C SI 84 F SL 78 F SI 86 X CH 77 2-2 31 FC3-6 1B		3	1	1	0	1	2	0
53 James McDonald, L (1, 1) OBP: 0.300, SLG: 0.222 30 Chris Resop, R (8, 1)			C FF 90 C FF 89 C SL 80 0-3 K	B FF 92 C FF 92 B FF 92 S FF 92 B FF 93 F FF 92 F FF 92 B FF 92 4-2 BB		C FF 91 X SL 81 0-1 G4-3		X FF 85 0-0 B1		3 0	0 0	0 0	0 0	1 0	1 0	2 0
Inning Stats	R: 0 E: 0 K: 1 S: 8 H: 0 LOB: 0 BB: 0 P: 14	R: 0 E: 0 K: 0 S: 8 H: 2 LOB: 1 BB: 0 P: 12	R: 2 E: 0 K: 2 S: 12 H: 2 LOB: 1 BB: 1 P: 21	R: 2 E: 0 K: 2 S: 14 H: 2 LOB: 1 BB: 1 P: 20	R: 0 E: 0 K: 2 S: 9 H: 0 LOB: 0 BB: 0 P: 13	R: 2 E: 0 K: 2 S: 14 H: 2 LOB: 0 BB: 0 P: 19	R: 3 E: 0 K: 0 S: 12 H: 2 LOB: 1 BB: 2 P: 26	R: 0 E: 0 K: 1 S: 11 H: 1 LOB: 1 BB: 0 P: 15	R: 0 E: 0 K: 2 S: 9 H: 0 LOB: 0 BB: 0 P: 16	1B: 7 2B: 2 3B: 0 HR: 2 SF: 1 SAC: 1 DP: 1 HBP: 0						

PITCHER	IP	WLS	BF	H	R	ER	SO	BB	IBB	HBP	BLK	WP	HR	S	P	ERA	WHIP
36 Mike Minor, L (1, 1) ERA: 4.68	6.1	L	29	8	7	7	9	3	0	0	0	0	2	68	107	9.95	1.737
32 Chad Durbin, R (7, 1) ERA: 9.0	0.2		5	2	2	2	0	1	0	0	0	0	0	9	18	27.00	4.500
61 Livan Hernandez, R (8, 1) ERA: 3.45	2.0		7	1	0	0	3	0	0	0	0	0	0	20	31	0.00	0.500

PITCHER	IP	WLS	BF	H	R	ER	SO	BB	IBB	HBP	BLK	WP	HR	S	P	ERA	WHIP

TOP

Pittsburgh Pirates @ Atlanta Braves

Turner Field, Atlanta, GA

Mon Apr 30 2012, 7:11 PM - 9:59 PM EDT

Att. 17,181 - Cloudy - 84 F

livebaseballscorecards.com

AB	35
R	9
H	11
RBI	8
BB	4
SO	12
LOB	12

WP: 0 PA: 41
PB: 1
SB: 1
CS: 0

BOTTOM

Pittsburgh Pirates @ Atlanta Braves

Turner Field, Atlanta, GA

Mon Apr 30 2012, 7:11 PM - 9:59 PM EDT

Att. 17,181 - Cloudy - 84 F

livebaseballscorecards.com

Batter	1	2	3	4	5	6	7	8	9	AB	R	H	RBI	BB	SO	LOB
24 Michael Bourn, L (1, 8) OBP: 0.400, SLG: 0.411	C SI 92 B CU 76 B FF 94 C SI 93 F FF 94 X FF 93 2-2 14 CS 1B	D SL 82 B CH 84 C FF 94 X CH 83 2-1 ③ G4-3			B FF 91 C SI 91 B SL 80 X SI 91 2-1 ① F7		S SI 93 B SL 81 S SL 81 F CU 79 S SL 81 1-3 ③ K		B SI 91 B FF 92 C SI 92 F FF 92 X CU 80 2-2 ③ F9	5	0	1	0	0	1	5
14 Martín Prado, R (1, 7) OBP: 0.351, SLG: 0.435	B SI 92 1 SAFE S SL 79 B SL 80 B SI 94 B FF 93 4-1 ① 1-2 5 HR BB		B FF 91 C SL 79 B CU 76 C SL 79 C CU 77 2-3 ① K		C SL 80 F SL 76 X CU 77 0-2 ② G5-3			B SI 91 C SL 80 B SI 92 B SL 79 F SI 90 B SL 82 4-2 16 G3-4-3 BB		2	1	0	0	2	1	0
5 Freddie Freeman, L (1, 3) OBP: 0.302, SLG: 0.489	X FF 93 0-0 1-H HR		X CH 85 0-0 ② G4-3		B CH 82 S SL 80 S SL 80 F SL 82 B CU 79 S SL 82 2-3 ③ K			S SI 91 F CH 82 B SL 82 S SL 81 1-3 ① K		4	1	1	2	0	2	1
16 Brian McCann, L (1, 2) OBP: 0.295, SLG: 0.386	X SI 93 0-0 ② F7		B FF 93 F SI 93 F SI 93 S CU 79 1-3 ③ K			B CH 81 C SL 79 S CU 76 X SL 82 1-2 ① G3		C CU 75 C CU 78 F SL 81 X CU 78 0-2 ② G3-4-3 1-2		4	0	0	0	0	1	1
26 Dan Uggla, R (1, 4) OBP: 0.361, SLG: 0.424	B FF 94 F FF 93 B CH 83 C SL 81 C CU 78 2-3 ③ K			B SL 79 B SL 79 F SI 93 B SI 92 X SI 92 3-1 10 G4-3 20 1B 2B		X SI 92 0-0 ② F8		B SL 88 X SI 94 1-0 ③ P5		4	1	1	0	0	1	1
10 Chipper Jones, S (1, 5) OBP: 0.309, SLG: 0.449		B FF 92 C SL 79 X FF 93 1-1 ① L4		B SI 93 X SI 92 1-0 ① G4-3 2-3		X SL 81 0-0 ③ F8			C FF 92 X CH 83 0-1 ① F9	4	0	0	0	0	0	1
20 Eric Hinske, L (1, 9) OBP: 0.400, SLG: 0.391		B CH 84 B SL 81 X FF 94 2-0 1 2B 1B		D CU 78 B SL 81 B SI 93 F SI 92 X SL 82 3-1 3-H 1B			B SI 91 X SI 91 1-0 2B		C SI 93 C CU 80 X SI 94 0-2 1 E 1B	4	0	4	1	0	0	0
1 Tyler Pastornicky, R (1, 6) OBP: 0.318, SLG: 0.393		B SI 90 X FF 92 1-0 1-3 2B		B SL 79 S SL 80 B SI 92 X SL 80 2-1 ② L6			D SI 90 B SL 80 F FF 92 S SL 80 F CU 78 C CU 77 2-3 ① K		C SI 93 C FF 93 B CU 83 X CU 81 1-2 FC1 1-2	4	0	1	0	0	1	3
36 Mike Minor, R (1, 1) 32 Chad Durbin, R (7, 1) 25 Juan Francisco, L (7, PH) OBP: 0.243, SLG: 0.556 61 Livan Hernandez, R (8, 1) 23 Matt Diaz, R (9, PH) OBP: 0.346, SLG: 0.429		M FF 92 B CU 77 C FF 93 C CU 78 1-3 ② K		B FF 92 C FF 91 C CU 79 C CU 77 1-3 ③ K			F SL 81 F SL 80 F CU 77 S CU 79 0-3 ② K		F SI 93 S FF 92 F SI 94 S SL 88 0-3 ② K	2 0 1 0 1	0 0 0 0 0	0 0 0 0 0	0 0 0 0 0	0 0 1 0 1	2 0 1 0 2	3 0 1 0 2
Inning Stats	R: 2 H: 2 E: 0 LOB: 0 K: 1 BB: 1 S: 10 P: 18	R: 0 H: 2 E: 0 LOB: 2 K: 1 BB: 0 S: 9 P: 16	R: 0 H: 0 E: 0 LOB: 0 K: 2 BB: 0 S: 7 P: 10	R: 1 H: 2 E: 0 LOB: 1 K: 1 BB: 0 S: 10 P: 20	R: 0 H: 0 E: 0 LOB: 0 K: 1 BB: 0 S: 9 P: 13	R: 0 H: 0 E: 0 LOB: 0 K: 0 BB: 0 S: 5 P: 6	R: 0 H: 1 E: 0 LOB: 1 K: 3 BB: 0 S: 13 P: 17	R: 0 H: 0 E: 0 LOB: 1 K: 1 BB: 1 S: 10 P: 16	R: 0 H: 1 E: 1 LOB: 2 K: 1 BB: 0 S: 15 P: 18	1B: 4 2B: 3 3B: 0 HR: 1	SF: 0 SAC: 0 DP: 0 HBP: 0			WP: 0 PB: 0 SB: 0 CS: 1	PA: 37		

PITCHER	IP	WLS	BF	H	R	ER	SO	BB	IBB	HBP	BLK	WP	HR	S	P	ERA	WHIP
53 James McDonald, R (1, 1) ERA: 2.97	7.2	W	31	7	3	3	10	2	0	0	0	0	1	72	114	3.52	1.174
30 Chris Resop, R (8, 1) ERA: 2.79	1.1		6	1	0	0	1	0	0	0	0	0	0	16	20	0.00	0.750

PITCHER	IP	WLS	BF	H	R	ER	SO	BB	IBB	HBP	BLK	WP	HR	S	P	ERA	WHIP

AB	35
R	3
H	8
RBI	3
BB	2
SO	11
LOB	18

Pittsburgh Pirates @ St. Louis Cardinals

Busch Stadium, St. Louis, MO

Tue May 01 2012, 7:15 PM - 10:18 PM CDT

Att. 36,345 - Partly Cloudy - 83 F

TOP

livebaseballscorecards.com

Batter	1	2	3	4	5	6	7	8	9	AB	R	H	RBI	BB	SO	LOB
7 Alex Presley, L (1, 7) OBP: 0.295, SLG: 0.353	C SI 90 X SI 91 0-1 F8		C FC 86 B CH 84 B CU 74 F FC 87 S CU 75 2-3 K			B SI 89 X SI 88 1-0 G4-3		C SI 92 B KC 80 C KC 80 C FF 92 1-3 K	F FF 96 F SI 96 S FF 98 0-3 K	5	0	0	0	0	3	2
31 Jose Tabata, R (1, 9) OBP: 0.282, SLG: 0.315	C SI 90 F SI 88 S CU 73 0-3 K		X CU 73 0-0 3-H HR			C SI 88 C CU 72 X SI 91 0-2 G4-3		B FF 92 S CH 84 B FF 92 B SI 90 B FF 92 4-1 22 WP 22 BB 46 1B BB	F FF 97 S SI 97 S SI 97 0-3 K	4	2	1	2	1	2	1
22 Andrew McCutchen, R (1, 8) OBP: 0.357, SLG: 0.393	X SI 91 0-0 3B		C FC 88 F SI 89 X FC 86 0-2 P3			C SI 89 X SI 87 0-1 L5		S FF 92 F KC 81 B KC 80 B CH 87 B FF 93 B FF 92 4-2 46 DI 46 1B 1-3 BB		3	1	1	0	1	0	0
46 Garrett Jones, L (1, 3) OBP: 0.273, SLG: 0.491	B SI 91 F SI 92 S CH 84 X CU 75 1-2 G4-3			B SI 87 C SI 89 B CH 82 B SI 89 X SI 90 3-1 G6-3			C SI 88 B CH 82 B CH 82 B SI 88 C SI 90 T SI 90 3-2 K	S CH 84 S FF 91 B FF 92 X FF 91 1-2 18 1B 24 1B 1-H 3-H 1B		4	1	1	2	0	1	1
18 Neil Walker, S (1, 4) OBP: 0.361, SLG: 0.320		B SI 87 C SI 89 F SI 90 F CU 75 F FC 86 C FC 84 1-3 K		F SI 90 B FC 86 C FC 86 B CU 74 B FC 87 B CU 74 4-2 24 G4-6-3 BB			B FC 84 C SI 88 F CH 82 X SI 91 1-2 24 HR 1B	B CH 84 B SI 90 B FF 91 C FF 89 X SI 90 3-1 24 1B 1-2 1B		3	1	2	0	1	1	0
24 Pedro Alvarez, L (1, 5) OBP: 0.258, SLG: 0.571		B SI 92 F SI 91 B SI 92 F FC 88 S CU 76 2-3 K		B FC 86 C SI 91 F CH 84 X CU 75 1-2 G4-6-3 1-2f			X FC 84 0-0 1-H HR	X SI 88 0-0 1-3 2-H 1B		4	1	2	3	0	1	1
12 Clint Barmes, R (1, 6) OBP: 0.192, SLG: 0.275 44 Tony Watson, L (7, 1) 2 Nate McLouth, L (8, PH) OBP: 0.269, SLG: 0.261 32 Brad Lincoln, L (8, 1)		C SI 90 F CU 73 B SI 92 X FC 84 1-2 G5-3			F FC 85 B FC 83 H SI 87 2-1 26 G5-4-3 HBP		S SI 90 X SI 90 0-1 G6-3	B SI 93 X SI 94 1-0 G3		2 0 1 0	0 0 0 0	0 0 0 0	0 0 0 0	0 0 0 0	0 0 0 0	0 0 2 0
26 Rod Barajas, R (1, 2) OBP: 0.224, SLG: 0.208			C SI 90 B SI 90 F SI 90 F CU 75 F SI 91 B FC 87 F CU 75 X FC 88 2-2 50 SH2-4 31 HR 2B		B SI 90 B SI 90 X SI 90 2-0 G5-4-3 1-2f		C SI 89 S CU 72 F CU 74 X SI 91 0-2 G5-3		C FF 94 S FF 96 F FF 98 X FF 97 0-2 P4	4	1	1	0	0	0	1
50 Charlie Morton, R (1, 1) 48 Jared Hughes, R (5, 1) 36 Yamaico Navarro, R (7, 6) OBP: 0.333, SLG: 0.368			X SI 90 0-0 SH2-4 2-3		B SI 88 F SI 88 F SI 89 C CU 73 1-3 K			C FF 92 B KC 80 S FF 90 X CH 85 1-2 G5-3	X FF 96 0-0 1B	1 0 2	0 0 0	0 0 1	0 0 0	0 0 0	1 0 0	0 0 0

Inning Stats																															
	R: 0	H: 1	R: 0	H: 0	R: 2	H: 2	R: 0	H: 0	R: 0	H: 0	R: 2	H: 2	R: 3	H: 3	R: 0	H: 1	1B: 5	SF: 0	WP: 1	PA: 38
	E: 0	LOB: 1	E: 0	LOB: 0	E: 0	LOB: 0	E: 0	LOB: 0	E: 0	LOB: 0	E: 0	LOB: 0	E: 0	LOB: 0	E: 0	LOB: 1	2B: 1	SAC: 1	PB: 0	
	K: 1	BB: 0	K: 2	BB: 0	K: 1	BB: 0	K: 1	BB: 0	K: 0	BB: 1	K: 0	BB: 0	K: 1	BB: 2	K: 2	BB: 0	3B: 1	DP: 2	SB: 0	
	S: 9	P: 10	S: 11	P: 15	S: 14	P: 18	S: 5	P: 10	S: 7	P: 15	S: 6	P: 7	S: 13	P: 17	S: 16	P: 31	S: 11	P: 11	HR: 2	HBP: 1	CS: 0	

PITCHER	IP	WLS	BF	H	R	ER	SO	BB	IBB	HBP	BLK	WP	HR	S	P	ERA	WHIP
50 Adam Wainwright, R (1, 1) ERA: 6.75	7.0	W	26	5	4	4	6	1	0	1	0	0	2	65	92	5.14	0.857
59 Fernando Salas, R (8, 1) ERA: 7.27	0.2		6	2	3	3	1	2	0	0	0	1	0	14	28	40.50	6.000
16 J.C. Romero, L (8, 1) ERA:	0.0		1	1	0	0	0	0	0	0	0	0	0	1	1	∞	∞
66 Victor Marte, R (8, 1) ERA: 2.7	0.1	H	1	0	0	0	0	0	0	0	0	0	0	1	2	0.00	0.000
30 Jason Motte, R (9, 1) ERA: 3.12	1.0	S	4	1	0	0	2	0	0	0	0	0	0	11	11	0.00	1.000

PITCHER	IP	WLS	BF	H	R	ER	SO	BB	IBB	HBP	BLK	WP	HR	S	P	ERA	WHIP

AB	33
R	7
H	9
RBI	7
BB	3
SO	9
LOB	8

Batter	1	2	3	4	5	6	7	8	9	AB	R	H	RBI	BB	SO	LOB
15 Rafael Furcal, S (1, 6) OBP: 0.385, SLG: 0.468	C SI 92 C CU 78 F CU 76 X SI 89 0-2 19 SH5-3 7 E 2B		B FC 87 F SI 90 B SI 91 X CU 78 2-1 ② G4-3	C SI 90 F CU 78 F SI 91 X SI 91 0-2 ③ G3	X SI 93 0-0 ③ G1-3		B SI 92 X SI 93 1-0 3-H HR			5	2	2	2	0	0	3
19 Jon Jay, L (1, 8) OBP: 0.444, SLG: 0.542	B FC 85 X FC 86 1-0 ① SH5-3 2-3		B FC 82 F SI 91 B FS 83 X FC 88 2-1 7 1B 1B		C SI 90 B FS 82 X FS 83 1-1 ① L7	B SI 91 F SI 91 X SI 92 1-1 ① G6-3	B SI 92 F SI 91 F SI 93 X SI 93 1-2 1B			4	0	2	0	0	0	0
7 Matt Holliday, R (1, 7) OBP: 0.292, SLG: 0.418	X SI 92 0-0 E3 3-H		B SI 91 F SI 91 X SI 90 1-1 3 S 1-3 1B		C FC 86 X CU 78 0-1 3 BB 23 HR 1B	F SI 93 X SI 93 0-1 HR	F SI 93 C SI 93 F SL 86 B CH 87 T SI 93 1-2 ③ K			5	2	3	2	0	1	1
3 Carlos Beltrán, S (1, 9) OBP: 0.378, SLG: 0.444	B SI 91 1 SAFE F FC 87 C CU 76 S CU 75 1-3 ② K		C CU 78 B SI 91 F SI 91 F SI 94 B CU 77 F CU 78 B CU 77 B CU 78 4-2 1-2 BB		B CU 77 1 SAFE F CU 78 F FC 87 F CU 77 B SI 89 F CU 78 1 SAFE B FS 85 4-2 B SI 88 1-2 23 HR BB	B SI 93 B SI 93 B SI 93 C SI 92 C SI 93 C SI 94 3-3 ② K		C FF 92 B CU 83 F CU 83 B FF 95 C FF 95 2-3 ① K		3	1	0	0	2	3	1
23 David Freese, R (1, 5) OBP: 0.365, SLG: 0.575	B SI 92 B CU 77 C SI 91 F SI 91 T SI 92 2-2 ③ K		F SI 91 B SI 89 X CU 78 1-1 ③ F9		2 SAFE X SI 90 0-0 1-H 2-H HR	B SL 85 B SL 85 X SI 93 2-0 ③ G1-3		X FF 94 0-0 ② L9		5	1	1	3	0	1	4
4 Yadier Molina, R (1, 2) OBP: 0.371, SLG: 0.593		C CU 77 B SI 90 B SI 90 C CU 77 X CU 76 2-2 ① L7		F SI 89 X SI 91 0-1 21 S 50 E 1B	B SI 91 F CU 78 X FS 82 1-1 21 1B 2B		B SL 82 X SI 91 1-0 E5 13 S 21 1B 13 E	B FF 96 B FF 95 C FF 93 X FF 95 2-1 ③ L9		5	3	2	0	0	0	0
21 Allen Craig, R (1, 3) OBP: 0.500, SLG: 0.500 59 Fernando Salas, R (8, 1) 16 J.C. Romero, S (8, 1) 66 Victor Marte, R (8, 1) 30 Jason Motte, R (9, 1)		B SI 91 F SI 92 F SI 92 S FS 83 1-3 ② K		F FC 84 B SI 87 F SI 88 S FS 80 1-3 ① K 1-2	C FC 86 X FS 83 0-1 50 1B 2-H 1B		C SI 91 X SI 91 0-1 13 S 15 HR 1-2 1B			4 0 0 0 0	1 0 0 0 0	2 0 0 0 0	1 0 0 0 0	0 0 0 0 0	2 0 0 0 0	1 0 0 0 0
55 Skip Schumaker, L (1, 4) OBP: 0.360, SLG: 0.435		B SI 92 B FS 83 C FC 88 F SI 90 B CU 78 X SI 92 3-2 ③ G3-1		B SI 90 C SI 88 B SI 89 S CU 77 C FC 85 2-3 ② K	B SI 90 F SI 92 1 SAFE 1 SAFE X SI 92 1-1 ② F7		B SI 91 X SI 91 1-0 ① F7			4	0	0	0	0	1	4
50 Adam Wainwright, R (1, 1) OBP: 0.111, SLG: 0.111 13 Matt Carpenter, L (7, PH) OBP: 0.329, SLG: 0.459 (8, 3)			F SI 90 C CU 76 B CU 75 X CU 76 1-2 ① L4	S FC 86 B FC 83 T FC 86 X CU 77 1-2 E6 2-H	S SI 92 F SI 92 F SL 83 B SL 85 F SI 92 X SI 93 1-2 1-3 1B		B SI 91 F SI 92 B SI 92 S SI 92 B SI 93 F SL 85 F SI 92 F SI 93 F SI 93 3-2 X SI 93 G4-3 1-3 2-H			3 1	0 0	1 0	0 0	0 0	0 0	0 1
Inning Stats	R: 1 E: 1 K: 2 S: 12 H: 1 LOB: 1 BB: 0 P: 16	R: 0 E: 0 K: 1 S: 9 H: 0 LOB: 0 BB: 0 P: 15	R: 0 E: 0 K: 0 S: 15 H: 2 LOB: 3 BB: 1 P: 26	R: 1 E: 1 K: 2 S: 15 H: 1 LOB: 1 BB: 0 P: 19	R: 4 E: 0 K: 0 S: 21 H: 5 LOB: 2 BB: 1 P: 29	R: 1 E: 0 K: 1 S: 8 H: 1 LOB: 0 BB: 0 P: 14	R: 3 E: 1 K: 1 S: 19 H: 3 LOB: 1 BB: 0 P: 27	R: 0 E: 0 K: 1 S: 6 H: 0 LOB: 0 BB: 0 P: 10		1B: 8 2B: 2 3B: 0 HR: 3 SF: 0 SAC: 1 DP: 0 HBP: 0						

BOTTOM

Pittsburgh Pirates @ St. Louis Cardinals

Busch Stadium, St. Louis, MO

Tue May 01 2012, 7:15 PM - 10:18 PM CDT

Att. 36,345 - Partly Cloudy - 83 F

livebaseballscorecards.com

AB	39
R	10
H	13
RBI	8
BB	2
SO	8
LOB	15

PITCHER		IP	WLS	BF	H	R	ER	SO	BB	IBB	HBP	BLK	WP	HR	S	P	ERA	WHIP
50 Charlie Morton, R ERA: 4.22	(1, 1)	4.1	L	25	8	6	5	5	2	0	0	0	0	1	64	95	10.38	2.308
48 Jared Hughes, R ERA: 2.31	(5, 1)	2.0		10	3	3	2	1	0	0	0	0	0	1	20	30	9.00	1.500
44 Tony Watson, L ERA: 6.23	(7, 1)	0.2		4	2	1	0	1	0	0	0	0	0	1	15	21	0.00	3.000
32 Brad Lincoln, R ERA: 1.13	(8, 1)	1.0		3	0	0	0	1	0	0	0	0	0	0	6	10	0.00	0.000

PITCHER	IP	WLS	BF	H	R	ER	SO	BB	IBB	HBP	BLK	WP	HR	S	P	ERA	WHIP

Batter	1	2	3	4	5	6	7	8	9	AB	R	H	RBI	BB	SO	LOB
7 Alex Presley, L (1, 7) OBP: 0.283, SLG: 0.337	C FF 92 X CH 83 0-1 G5-3		X SI 91 0-0 G4-3			C FF 94 C CU 81 B CU 80 X FF 95 1-2 F7		B SI 90 F SI 91 B SL 86 X SI 90 2-1 G4-3 2-3		4	0	0	0	0	0	1
2 Nate McLouth, L (1, 8) OBP: 0.233, SLG: 0.222	B SI 91 B SI 92 F SI 92 B SI 92 C FF 94 F FF 94 X FF 94 3-2 P6		B SI 94 X SI 92 1-0 G1-3			B FF 94 B CH 84 B FF 94 C FF 93 X SI 92 3-1 G4-3		B SI 90 B CH 83 B SI 90 C SI 90 C SI 90 S CH 84 3-3 K		4	0	0	0	0	1	1
31 Jose Tabata, R (1, 9) OBP: 0.268, SLG: 0.299 39 Jason Grilli, R (8, 1)	S SI 92 X CU 80 0-1 G5-3			B FF 91 B FF 92 C FF 92 F FF 92 T SI 92 2-2 K			B CU 76 S FF 92 X CU 79 1-1 G5-3	X SL 85 0-0 G6-3		4 0	0 0	0 0	0 0	0 0	1 0	1 0
18 Neil Walker, S (1, 4) OBP: 0.349, SLG: 0.308 37 Juan Cruz, R (7, 1) 14 Casey McGehee, R (8, 3) OBP: 0.339, SLG: 0.358		C SI 91 B SI 90 B SI 91 B SI 92 C FF 92 C SI 92 3-3 K		F SI 94 B CH 85 X SI 94 1-1 G4-3			C SI 93 B CH 85 F FF 93 S FF 94 1-3 K		X SI 94 0-0 F8	3 0 1	0 0 0	0 0 0	0 0 0	0 0 0	2 0 0	0 0 0
24 Pedro Alvarez, L (1, 5) OBP: 0.286, SLG: 0.576		F SI 93 B CH 84 X SI 93 1-1 12 2B 1B		F SI 93 B CH 84 X CH 83 1-1 G3			B FF 94 B CU 79 B SI 92 B SI 93 4-0 46 1B 5 1B BB		F SI 94 B SI 94 X SI 96 1-1 46 BB 5 1B 1B	3	3	2	0	1	0	0
46 Garrett Jones, L (1, 3) OBP: 0.288, SLG: 0.482 (8, 9)		B SI 90 B SI 90 S SI 92 X SI 92 2-1 F7			B SI 92 B SI 92 C SI 90 F SI 91 X CH 85 2-2 G5-3		C CH 83 F SI 92 F FF 95 X CU 80 0-2 5 1B 1-3 1B		B SI 94 B SI 95 B SI 96 B SI 95 4-0 55 G3-1 5 1B 1-2 BB	3	0	1	0	1	0	1
12 Clint Barmes, R (1, 6) OBP: 0.200, SLG: 0.296 30 Chris Resop, R (6, 1) 5 Josh Harrison, R (7, PH) OBP: 0.240, SLG: 0.333 (7, 4)		B FF 93 S FF 94 C FF 94 B FF 94 D CU 81 X FF 94 3-2 1-H 2B			C SI 93 F CU 80 F FF 95 X CU 79 0-2 G5-3		B SI 91 F SI 90 X SL 84 1-1 55 FC4-6 1-2 3-H 1B		C SL 87 S SI 96 X SL 89 0-2 55 G3-1 1-2 2-H 1B	2 0 2	0 0 0	1 0 2	1 0 2	0 0 2	0 0 0	0 0 0
26 Rod Barajas, R (1, 2) OBP: 0.220, SLG: 0.204 55 Michael McKenry, R (2, 2) OBP: 0.393, SLG: 0.435		B FF 94 C SI 92 S CU 81 D CU 80 B CU 78 F CU 80 X FF 95 3-2 L9			S FF 93 S FF 95 S FF 96 0-3 K		B SI 92 B SI 92 C SI 92 X SI 92 2-1 FC4-6 1-2f		C SI 96 C SI 95 F SI 97 B SI 97 F SI 95 X SL 89 1-2 G3-1 1-2 2-3	1 3	0 0	0 0	0 0	0 1	0 4	1 4
34 A.J. Burnett, R (1, 1) 32 Brad Lincoln, L (3, 1) 36 Yamaico Navarro, R (6, PH) OBP: 0.333, SLG: 0.364 (6, 6)			B FF 92 C FF 92 C FF 92 B FF 94 F FF 94 S FF 94 2-3 K			C FF 92 F FF 93 B FF 95 B FF 94 F FF 94 S CU 80 2-3 K		F SI 91 C SL 83 B CU 74 B CU 72 F SL 84 F SI 91 F SI 92 F CU 73 X SL 84 2-2 E5 7 G4-3 1B	B SI 96 C SI 96 X SL 88 1-1 G6-3	1 0 3	0 0 0	0 0 1	0 0 0	1 0 1	0 0 2	0 0 0
Inning Stats	R: 0 E: 0 K: 0 S: 8 H: 0 LOB: 0 BB: 0 P: 11	R: 1 E: 0 K: 1 S: 15 H: 2 LOB: 1 BB: 0 P: 27	R: 0 E: 0 K: 1 S: 6 H: 0 LOB: 0 BB: 0 P: 9	R: 0 E: 0 K: 1 S: 7 H: 0 LOB: 0 BB: 0 P: 11	R: 0 E: 0 K: 1 S: 10 H: 0 LOB: 0 BB: 0 P: 12	R: 0 E: 0 K: 1 S: 9 H: 0 LOB: 0 BB: 0 P: 15	R: 1 E: 0 K: 1 S: 13 H: 2 LOB: 2 BB: 1 P: 22	R: 0 E: 1 K: 1 S: 13 H: 1 LOB: 1 BB: 0 P: 20	R: 1 E: 0 K: 0 S: 13 H: 2 LOB: 2 BB: 1 P: 20	1B: 6 2B: 1 3B: 0 HR: 0 SF: 0 SAC: 0 DP: 0 HBP: 0						WP: 0 PB: 0 SB: 0 CS: 0 PA: 36

Pittsburgh Pirates @ St. Louis Cardinals

Busch Stadium, St. Louis, MO

Wed May 02 2012, 7:16 PM - 10:27 PM CDT

Att. 35,987 - Clear - 85 F

TOP

livebaseballscorecards.com

AB	34
R	3
H	7
RBI	3
BB	2
SO	7
LOB	11

PITCHER		IP	WLS	BF	H	R	ER	SO	BB	IBB	HBP	BLK	WP	HR	S	P	ERA	WHIP
31 Lance Lynn, R ERA: 1.6	(1, 1)	6.2	W	24	3	2	2	6	1	0	0	0	0	0	64	100	2.70	0.600
34 Marc Rzepczynski, L ERA: 2.84	(7, 1)	0.1		2	1	0	0	0	0	0	0	0	0	0	4	7	0.00	3.000
46 Kyle McClellan, R ERA: 3.0	(8, 1)	1.0		4	1	0	0	1	0	0	0	0	0	0	13	20	0.00	1.000
41 Mitchell Boggs, R ERA: 1.59	(9, 1)	1.0		6	2	1	1	0	1	0	0	0	0	0	13	20	9.00	3.000

PITCHER		IP	WLS	BF	H	R	ER	SO	BB	IBB	HBP	BLK	WP	HR	S	P	ERA	WHIP

Batter	1	2	3	4	5	6	7	8	9	AB	R	H	RBI	BB	SO	LOB
15 Rafael Furcal, S (1, 6) OBP: 0.389, SLG: 0.474 27 Tyler Greene, R (7, 6) OBP: 0.317, SLG: 0.333	C FF 94 B KC 82 X CH 89 1-1 19 7 1B 1B	C SI 93 X FF 94 0-1 19 S 7 1B 1B	D KC 85 B SI 90 X FF 93 2-0 ② SF8 3-H	B FF 94 F FF 94 X CU 83 1-1 ③ G4-3			X FC 88 0-0 19 G4-6-3 1-2 1B			3 1	2 0	2 1	1 0	0 0	0 0	1 0
19 Jon Jay, L (1, 8) OBP: 0.471, SLG: 0.556	1 SAFE 1 SAFE X FF 93 0-0 7 7 1B 3 HR 1-2 1B	B KC 82 1 SAFE B FF 93 C SI 94 C SI 95 H KC 86 3-2 7 1B 3 1B 1-2 HBP	C FF 94 S KC 82 B KC 83 B SI 94 F KC 83 B KC 82 X FF 93 3-2 7 BB 3 HR 1B		B FF 92 S KC 84 X FF 93 1-1 3 1B 1B		C SL 79 F FC 87 B FF 93 B FC 88 X SL 79 2-2 ①② G4-6-3 1-2f 2-3			4	3	3	0	0	0	2
7 Matt Holliday, R (1, 7) OBP: 0.312, SLG: 0.430 43 Shane Robinson, R (5, PH) OBP: 0.444, SLG: 0.545 (6, 7)	X SI 93 0-0 3 HR 1-2 2-H 1B	C SI 95 B SI 95 X KC 84 1-1 3 1B 23 G6-4-3 1-2 2-H 1B	B SI 94 B FF 94 B FF 94 C SI 93 B SI 94 4-1 3 HR 1-2 BB		C CU 82 S CU 84 B FF 93 C SI 93 F CU 84 X SI 94 X CU 83 1-2 ① F9		D CH 89 B FC 88 B FF 94 C FF 92 F FF 93 S FC 88 3-3 ③ K			2 2	3 0	2 0	2 0	1 0	0 1	0 2
3 Carlos Beltrán, S (1, 9) OBP: 0.398, SLG: 0.535	X CH 89 0-0 1-H 2-H HR	S KC 83 F KC 84 B SI 95 B SI 95 D KC 84 X SI 95 3-2 23 G6-4-3 1-3 2-H 1B	B KC 82 B FF 93 X SI 94 2-0 1-H 2-H HR		X FF 93 0-0 48 L3 1-2 1B			S FF 94 X SL 81 0-1 ① G3-1		5	2	4	7	0	0	0
23 David Freese, R (1, 5) OBP: 0.364, SLG: 0.561 48 Tony Cruz, R (5, PH) OBP: 0.083, SLG: 0.167 (6, 2)	S SI 94 B FF 94 X KC 83 1-1 E5 4 1B	D KC 84 X SI 90 1-0 ①② G6-4-3 1-2f 3-H	B CU 83 B FF 94 B FF 94 B FF 94 4-0 4 FC6-4 BB		C CU 82 S FF 95 X CU 85 0-2 ②③ L3 1-2			B FF 93 C FF 94 X SL 82 1-1 ② P5		2 2	0 0	0 0	0 0	1 0	0 0	1 2
4 Yadier Molina, R (1, 2) OBP: 0.372, SLG: 0.576 (6, 3)	D SI 94 X KC 82 1-0 1-2 1B	S FF 94 B FF 94 B KC 85 F SI 95 F FF 93 B SI 94 F SI 94 X SI 93 3-2 ③ L3	B FF 94 X FF 93 1-0 ③ FC6-4 1-2f			B SI 92 C SI 93 B SI 93 B SI 92 X FF 93 3-1 ① F8		B SL 82 B FF 94 B FF 94 B FF 95 4-0 33 BB 13 1B BB		4	0	1	0	1	0	1
13 Matt Carpenter, L (1, 3) OBP: 0.347, SLG: 0.500 (6, 5)	C FF 94 B KC 82 C KC 81 C KC 82 1-3 ① K	X SI 92 0-0 33 3B 1B	C FF 93 X FF 86 0-1 3B			B SI 93 B SI 93 C SI 93 C SI 93 F CU 82 T SI 93 2-2 ② K		X SI 93 0-0 33 BB 1-2 1B		5	1	3	0	0	2	2
33 Daniel Descalso, L (1, 4) OBP: 0.306, SLG: 0.352	F FF 93 F KC 84 B SI 94 S SI 94 1-3 ② K	B CH 89 B FF 93 X SI 93 2-0 15 SF8 1-H 3B	C CU 81 B FF 94 D CU 83 F FF 93 F FF 95 F CU 84 S FF 95 2-3 ① K			B SI 93 X SL 86 1-0 ③ F8		B SL 83 B SL 82 B FF 94 B FF 94 4-0 1-2 2-3 BB		4	1	1	1	1	2	3
31 Lance Lynn, S (1, 1) OBP: 0.214, SLG: 0.214 34 Marc Rzepczynski, L (7, 1) 55 Skip Schumaker, L (7, PH) OBP: 0.385, SLG: 0.435 46 Kyle McClellan, R (8, 1) 41 Mitchell Boggs, R (9, 1)	B FF 94 S SI 93 X SI 94 1-1 ③ G6-3	B FF 94 X SI 94 1-0 ① G1-3	S FF 95 S CU 85 C CU 84 0-3 ② K				B FF 93 B FF 91 S FF 93 B CH 83 C FF 92 F FF 92 B FF 92 4-2 19 G4-6-3 27 1B BB	F FF 94 B SL 82 F FF 94 S SL 82 1-3 ③ K		3 0 0 1	0 0 0 0	0 0 0 0	0 0 1 0	1 0 0 1	4 0 0 3
Inning Stats	R: 4 E: 1 K: 2 S: 16 H: 5 LOB: 2 BB: 0 P: 22	R: 3 E: 0 K: 0 S: 15 H: 3 LOB: 0 BB: 0 P: 26	R: 5 E: 0 K: 0 S: 11 H: 4 LOB: 1 BB: 2 P: 30	R: 0 E: 0 K: 2 S: 12 H: 1 LOB: 1 BB: 0 P: 15	R: 0 E: 0 K: 0 S: 11 H: 2 LOB: 1 BB: 0 P: 13	R: 0 E: 0 K: 1 S: 7 H: 0 LOB: 0 BB: 0 P: 13	R: 0 E: 0 K: 1 S: 10 H: 1 LOB: 1 BB: 1 P: 19	R: 0 E: 0 K: 1 S: 8 H: 1 LOB: 3 BB: 2 P: 18		1B: 13 2B: 1 3B: 2 HR: 2 SF: 1 SAC: 0 DP: 3 HBP: 1					WP: 0 PB: 0 SB: 1 CS: 0 PA: 45	

PITCHER		IP	WLS	BF	H	R	ER	SO	BB	IBB	HBP	BLK	WP	HR	S	P	ERA	WHIP
34 A.J. Burnett, R ERA: 8.04	(1, 1)	2.2	L	22	12	12	12	2	1	0	1	0	0	2	41	72	40.50	4.875
32 Brad Lincoln, R ERA: 0.87	(3, 1)	2.1		10	3	0	0	2	1	0	0	0	0	0	24	34	0.00	1.714
30 Chris Resop, R ERA: 2.53	(6, 1)	1.0		3	0	0	0	1	0	0	0	0	0	0	7	13	0.00	0.000
37 Juan Cruz, R ERA:	(7, 1)	1.0		4	1	0	0	1	1	0	0	0	0	0	10	19	0.00	2.000
39 Jason Grilli, R ERA: 3.0	(8, 1)	1.0		6	1	0	0	1	2	0	0	0	0	0	8	18	0.00	3.000

PITCHER	IP	WLS	BF	H	R	ER	SO	BB	IBB	HBP	BLK	WP	HR	S	P	ERA	WHIP

BOTTOM

Pittsburgh Pirates @ St. Louis Cardinals

Busch Stadium, St. Louis, MO

Wed May 02 2012, 7:16 PM - 10:27 PM CDT

Att. 35,987 - Clear - 85 F

livebaseballscorecards.com

AB	38
R	12
H	17
RBI	11
BB	5
SO	7
LOB	21

Batter	1	2	3	4	5	6	7	8	9	AB	R	H	RBI	BB	SO	LOB
31 Jose Tabata, R (1, 9) OBP: 0.287, SLG: 0.329	X SI 90 0-0 ① F9		B SI 91 S FC 86 B FC 87 X SI 91 2-1 7 1B 1B		B FC 84 B FC 87 X SI 90 2-0 2 WP 7 G4-3 1B		B CU 78 X CU 79 1-0 7 S 7 G4-3 2B		X SI 91 0-0 ① FC1-6-5 2 1B 2-3	5	2	3	0	0	0	1
7 Alex Presley, L (1, 7) OBP: 0.278, SLG: 0.330	C SI 91 C SI 90 F CH 82 B FC 87 X SI 91 1-2 ② F8		X SI 91 0-0 1-2 1B		1 SAFE 1 SAFE B SI 89 C SI 90 X SI 90 1-1 ② G4-3 1-2		L FF 89 F SI 88 B SI 89 B SL 80 X SI 90 2-2 ② G4-3 2-H		C SI 90 B CU 73 C CU 72 D CU 74 B SL 84 C CU 72 3-3 ② K	5	0	1	1	0	1	2
22 Andrew McCutchen, R (1, 8) OBP: 0.350, SLG: 0.385 2 Nate McLouth, L (4, 8) OBP: 0.242, SLG: 0.233	B SI 92 F SI 92 B FC 88 X SI 92 2-1 ③ G4-3		C CU 77 X SI 92 0-1 ③ G1-3		B CH 82 B SI 91 C SI 91 C FC 86 S CH 82 2-3 ③ K 2-3		B SI 90 C SI 89 X SI 90 1-1 ③ G3-1		D SI 90 X CH 83 1-0 2-H 1B	2	0	0	0	0	0	2
										3	0	1	1	0	1	1
18 Neil Walker, S (1, 4) OBP: 0.341, SLG: 0.301		C SI 89 C SI 89 S FC 84 0-3 ① K		B SI 90 F SI 90 B SI 91 X SI 91 2-1 ① F7		F SI 88 B CH 79 F CH 79 B FC 84 B SI 90 X SI 91 3-2 24 HR 1B		S SL 83 B SI 92 C SI 93 F SI 93 X SL 83 1-2 ① G4-3	1 SAFE C SI 90 F SI 90 1 SAFE B CU 74 X CU 72 1-2 ③ F7	5	1	1	0	0	1	1
24 Pedro Alvarez, L (1, 5) OBP: 0.297, SLG: 0.614		B SI 89 X SI 90 1-0 ② G6-3		X FC 86 0-0 46 G3 12 2B 1B		B SI 90 C CH 79 B CH 81 S SI 90 B SI 92 X SI 92 3-2 1-H HR		X FF 94 0-0 ② G6-3		4	2	2	2	0	0	0
46 Garrett Jones, L (1, 3) OBP: 0.317, SLG: 0.508 Joel Hanrahan, R (9, 1)		C SI 90 B SI 89 B SI 89 B SI 90 D SI 91 4-1 BB		C SI 90 F FC 86 X SI 91 0-2 ② G3 1-2		S FC 87 X SI 91 0-1 55 G5-4-3 1B		B FF 93 S FS 87 F SI 93 B SI 94 X SL 84 2-2 12 2B 2B		3	1	2	0	1	0	1
										0	0	0	0	0	0	0
12 Clint Barmes, R (1, 6) OBP: 0.215, SLG: 0.333		X FC 85 0-0 ③ F8		B SI 91 F SI 90 X SI 91 1-1 2-H 2B		X SI 90 0-0 ① B1		C SL 83 B SL 83 F SI 94 X SI 94 1-2 2-H 2B		4	0	2	2	0	0	2
55 Michael McKenry, R (1, 2) OBP: 0.344, SLG: 0.370			C SI 88 F SI 88 B SI 89 S CH 80 1-3 ① K	B SI 90 C FC 84 C CU 78 B SI 90 S CU 81 2-3 ③ K2-3		X SI 90 0-0 ②③ G5-4-3 1-2f		B SI 94 F SI 94 C SL 81 X SL 82 1-2 ③ G5-3		4	0	0	0	0	2	3
45 Erik Bedard, L (1, 1) OBP: 0.083, SLG: 0.083 48 Jared Hughes, R (6, 1) 5 Josh Harrison, R (7, PH) OBP: 0.231, SLG: 0.320 37 Juan Cruz, R (7, 1) 39 Jason Grilli, R (8, 1) 14 Casey McGehee, R (9, PH) OBP: 0.350, SLG: 0.389 (9, 3)			C SI 90 F SI 90 B SI 92 X SI 90 1-2 ② G1-3		F SI 89 B SI 90 F SI 90 F SI 91 X CU 76 1-2 ① P5		C SI 90 F FC 86 X CU 80 0-2 ① F7		B FF 89 C SI 90 X SL 84 1-1 31 FC1-6-3 2B	2 0 1 0 0 1	0 0 0 0 0 0	0 0 0 0 0 1	0 0 0 0 0 0	0 0 0 0 0 0	0 0 0 0 0 0	0 0 0 0 0 0
Inning Stats	R: 0 E: 0 K: 0 S: 7 H: 0 LOB: 0 BB: 0 P: 10	R: 0 E: 0 K: 1 S: 6 H: 0 LOB: 1 BB: 1 P: 11	R: 0 E: 0 K: 1 S: 11 H: 2 LOB: 2 BB: 0 P: 15	R: 1 E: 0 K: 1 S: 11 H: 2 LOB: 1 BB: 0 P: 16	R: 0 E: 0 K: 1 S: 10 H: 1 LOB: 1 BB: 0 P: 16	R: 2 E: 0 K: 0 S: 10 H: 3 LOB: 0 BB: 0 P: 16	R: 1 E: 0 K: 0 S: 9 H: 1 LOB: 0 BB: 0 P: 13	R: 1 E: 0 K: 0 S: 14 H: 2 LOB: 1 BB: 0 P: 19	R: 1 E: 0 K: 1 S: 10 H: 2 LOB: 1 BB: 0 P: 16	1B: 7 2B: 5 3B: 0 HR: 1 SF: 0 SAC: 0 DP: 1 HBP: 0						

TOP

Pittsburgh Pirates @ St. Louis Cardinals

Busch Stadium, St. Louis, MO

Thu May 03 2012, 12:45 PM - 4:11 PM CDT

Att. 40,601 - Partly Cloudy - 83 F

livebaseballscorecards.com

AB	39
R	6
H	13
RBI	6
BB	1
SO	5
LOB	13

WP: 1 PA: 40
PB: 0
SB: 1
CS: 0

PITCHER		IP	WLS	BF	H	R	ER	SO	BB	IBB	HBP	BLK	WP	HR	S	P	ERA	WHIP
35 Jake Westbrook, R ERA: 2.12	(1, 1)	6.1	L	28	9	4	4	4	1	0	0	0	1	1	59	89	5.68	1.579
16 J.C. Romero, L ERA:	(7, 1)	0.2		2	0	0	0	0	0	0	0	0	0	0	5	8	0.00	0.000
66 Victor Marte, R ERA: 3.27	(8, 1)	1.0		5	2	1	1	0	0	0	0	0	0	0	14	19	9.00	2.000
46 Kyle McClellan, R ERA: 3.46	(9, 1)	1.0		5	2	1	1	1	0	0	0	0	0	0	10	16	9.00	2.000

PITCHER	IP	WLS	BF	H	R	ER	SO	BB	IBB	HBP	BLK	WP	HR	S	P	ERA	WHIP

BOTTOM

Batter	1	2	3	4	5	6	7	8	9	AB	R	H	RBI	BB	SO	LOB
15 Rafael Furcal, S (1, 6) OBP: 0.398, SLG: 0.480	C FS 81 B FS 81 F CH 73 B CU 74 F FF 87 B SI 87 F FS 82 F SI 88 X CU 74 3-2 19 SH5-3 23 2B 2B	B SI 90 C CH 76 D CU 77 F CH 75 S FF 90 2-3 ② K			B CH 75 S CH 75 C SI 92 B CU 78 B FF 92 C FC 89 3-3 ① K		C FC 88 B SL 78 B CH 85 S CH 84 B FC 88 F FC 87 B FF 94 4-2 23 1B 19 BB BB		B FF 94 B FF 95 B FF 95 C FF 94 B FF 95 4-1 19 FC3-6 BB	3	1	1	0	2	2	2
19 Jon Jay, L (1, 8) OBP: 0.472, SLG: 0.538	L FS 82 X SI 86 0-1 SH5-3 2-3	F SI 88 ① F SI 89 B FF 90 F FF 90 B FF 91 B FF 91 B SI 92 4-2 1-2 BB			C FF 91 B FF 92 C FF 92 B SI 93 S CU 79 2-3 ② K		B FF 93 B SL 79 B FC 86 C FF 92 C SL 80 B FC 90 4-2 23 1B 1-2 BB		C FF 96 F FF 96 B SL 88 D SL 90 X FF 96 2-2 ① FC3-6 23 DI 21 2B 1-2f	2	1	0	0	2	1	1
7 Matt Holliday, R (1, 7) OBP: 0.307, SLG: 0.419	F FF 88 S FF 88 S CU 72 0-3 ② K	B FF 91 B FF 92 B CU 76 C FF 92 C FF 90 F FF 89 F FF 92 F FF 91 X FF 92 3-2 ③ G1-3			X CU 79 0-0 23 BB 1B		C FC 88 B FF 93 X FC 90 1-1 ② F9		B FF 96 S FF 97 C FF 97 S FF 97 1-3 ② K	5	0	1	0	0	2	7
23 David Freese, R (1, 5) OBP: 0.387, SLG: 0.576	C FF 86 F CU 75 X FF 88 0-2 21 2B 3-H 2B		B SI 88 F CU 76 B FF 87 X CU 77 2-1 ① G5-3		B FF 89 F FF 92 C CU 78 D CU 78 D CU 78 B FF 92 4-2 1-2 BB		C SL 81 X FC 89 0-1 1-2 2-3 1B		C FF 95 B SL 89 S FF 96 D SL 89 B FF 97 B SL 87 4-2 21 2B 1-2 BB	3	1	2	1	2	0	0
21 Allen Craig, R (1, 3) OBP: 0.444, SLG: 0.667	B CU 74 C CU 74 X FF 88 1-1 2-H 2B		C SI 88 B CU 79 C FC 90 F CU 78 B SI 92 B SI 92 S FF 90 3-3 ② K		C CU 77 X CU 79 0-1 ③ F9		B FC 90 X FC 89 1-0 G5-3		B FF 97 B FF 97 C FF 96 F FF 97 F FF 96 X FF 97 2-2 1-3 2-H 2B	5	0	2	2	0	1	5
43 Shane Robinson, R (1, 9) OBP: 0.410, SLG: 0.500 13 Matt Carpenter, L (8, PH) OBP: 0.338, SLG: 0.485 (9, 9)	T FS 84 F CU 75 D CU 75 F SI 89 F CU 76 C FC 87 1-3 ③ K		B FC 89 F CH 77 S FF 90 B CU 78 C FF 91 2-3 ③ K			S SI 91 B SI 92 S SI 93 X SL 84 1-2 ① F7		C SL 82 B SL 81 B FF 93 B FF 93 C FF 93 F FF 93 S FF 92 3-3 ① K	C FF 96 S FF 97 B FF 96 S SL 88 1-3 ③ K2-3	3 2	0 0	0 0	0 0	0 0	2 2	1 2
27 Tyler Greene, R (1, 4) OBP: 0.311, SLG: 0.308		B FF 85 X CH 75 1-0 E6 35 1B 48 S		C CU 76 S CU 76 S FF 91 0-3 ① K		B SI 94 F SI 93 B SI 93 S SI 92 F SI 94 T SI 93 2-2 ② K		C SL 81 F SL 80 B FF 92 B FF 93 B SL 80 B FF 95 4-2 BB		3	0	0	0	1	2	0
48 Tony Cruz, R (1, 2) OBP: 0.067, SLG: 0.133 4 Yadier Molina, R (8, PH) OBP: 0.368, SLG: 0.570 (9, 2)		1 SAFE F CH 75 F CU 77 C FF 88 0-3 ① K 1-2		C FF 90 B CH 78 F CU 78 B SI 92 S CU 77 2-3 ② K		X SI 94 0-0 ③ G6-3		B SL 83 B SL 83 F FF 94 C SL 82 B FF 94 X FF 94 3-2 ② F8		3 1	0 0	0 0	0 0	0 0	2 0	1 1
35 Jake Westbrook, R (1, 1) OBP: 0.182, SLG: 0.182 16 J.C. Romero, S (7, 1) 55 Skip Schumaker, L (7, PH) OBP: 0.370, SLG: 0.417 66 Victor Marte, R (8, 1) 3 Carlos Beltrán, S (8, PH) OBP: 0.394, SLG: 0.529 46 Kyle McClellan, R (9, 1)		B FF 89 S FF 88 B CU 76 X FF 88 2-1 19 S 2-3 1B		C FF 91 C CU 78 B CU 77 S FF 92 1-3 ③ K			B FF 92 S CH 82 C FF 93 F FC 89 B FF 94 S SL 79 2-3 ① K	C FF 94 F SL 83 F FF 95 S SL 84 0-3 ③ K		2 0 1 0 1 0	0 0 0 0 0 0	1 0 0 0 0 0	0 0 0 0 1 0	0 0 1 0 1 0	1 0 0 0 1 0	0 0 0 0 1 0
Inning Stats	R: 2 E: 0 K: 2 S: 21 H: 3 LOB: 1 BB: 0 P: 26	R: 0 E: 1 K: 2 S: 18 H: 1 LOB: 3 BB: 1 P: 30	R: 0 E: 0 K: 2 S: 9 H: 0 LOB: 0 BB: 0 P: 16	R: 0 E: 0 K: 3 S: 9 H: 0 LOB: 0 BB: 0 P: 12	R: 0 E: 0 K: 2 S: 11 H: 1 LOB: 2 BB: 1 P: 20	R: 0 E: 0 K: 1 S: 8 H: 0 LOB: 0 BB: 0 P: 11	R: 0 E: 0 K: 1 S: 14 H: 1 LOB: 3 BB: 2 P: 26	R: 0 E: 0 K: 2 S: 14 H: 0 LOB: 1 BB: 1 P: 24	R: 1 E: 0 K: 2 S: 16 H: 1 LOB: 2 BB: 2 P: 30	1B: 3 2B: 4 3B: 0 HR: 0 SF: 0 SAC: 1 DP: 0 HBP: 0	WP: 0 PB: 0 SB: 2 CS: 0 PA: 42					

PITCHER		IP	WLS	BF	H	R	ER	SO	BB	IBB	HBP	BLK	WP	HR	S	P	ERA	WHIP
45 Erik Bedard, L ERA: 2.65	(1, 1)	5.0	W	23	5	2	2	11	2	0	0	0	0	0	68	104	3.60	1.400
48 Jared Hughes, R ERA: 2.13	(6, 1)	1.0	H	3	0	0	0	1	0	0	0	0	0	0	8	11	0.00	0.000
37 Juan Cruz, R ERA:	(7, 1)	1.0	H	6	1	0	0	1	2	0	0	0	0	0	14	26	0.00	3.000
39 Jason Grilli, R ERA: 2.7	(8, 1)	1.0	H	4	0	0	0	2	1	0	0	0	0	0	14	24	0.00	1.000
Joel Hanrahan, R ERA: 3.38	(9, 1)	1.0		6	1	1	1	2	2	0	0	0	0	0	16	30	9.00	3.000

PITCHER	IP	WLS	BF	H	R	ER	SO	BB	IBB	HBP	BLK	WP	HR	S	P	ERA	WHIP

Pittsburgh Pirates @ St. Louis Cardinals

Busch Stadium, St. Louis, MO

Thu May 03 2012, 12:45 PM - 4:11 PM CDT

Att. 40,601 - Partly Cloudy - 83 F

livebaseballscorecards.com

AB	34
R	3
H	7
RBI	3
BB	7
SO	17
LOB	21

Cincinnati Reds @ Pittsburgh Pirates

PNC Park, Pittsburgh, PA

Fri May 04 2012, 7:09 PM - 9:47 PM EDT

Att. 20,445 - Partly Cloudy - 79 F

livebaseballscorecards.com

Batter	1	2	3	4	5	6	7	8	9	AB	R	H	RBI	BB	SO	LOB
2 Zack Cozart, R (1, 6) OBP: 0.330, SLG: 0.453	C FF 88 F FF 89 B CU 76 B SL 86 F SL 86 F FF 89 S FC 89 2-3 ① K		C FF 89 X CU 76 0-1 ② G1-3		C SL 85 B FF 89 C SL 86 X FF 88 1-2 19 G5-1 4 1B 1B		B FC 88 C FC 89 B FC 89 B SL 86 X FF 87 3-1 HR	X SL 85 0-0 ③ F8		5	2	2	1	0	1	2
6 Drew Stubbs, R (1, 8) OBP: 0.287, SLG: 0.347	X FF 89 0-0 ② F9		B SL 85 F SL 85 F FF 89 X FF 90 1-2 2B		C CU 75 B SL 85 F SL 86 X CU 75 1-2 ① L9		X CH 86 0-0 HR		B FF 92 B SL 87 B FF 93 B FF 93 4-0 27 BB 19 BB BB	4	1	2	1	1	0	1
19 Joey Votto, L (1, 3) OBP: 0.441, SLG: 0.482	X SI 90 0-0 ③ F7		B SL 85 B FC 89 I IN 49 I IN 48 4-0 IBB		1 SAFE B CH 88 X CH 85 1-0 ② G5-1 1-2		B SL 87 B SL 86 C FF 89 C SL 86 C SL 85 2-3 ② K		C SL 85 B FF 93 B SL 87 B FF 92 B SI 92 4-1 27 BB 1-2 BB	3	0	0	0	2	1	1
4 Brandon Phillips, R (1, 4) OBP: 0.276, SLG: 0.361		B FC 89 X FF 89 1-0 ① G5-3	B FF 90 X FF 89 1-0 ③ P3		F FF 88 F FF 89 D CU 77 X FF 87 1-2 2-H 1B		C FF 88 F FF 89 B SL 85 F SL 87 F FC 89 F SL 87 X CU 75 1-2 ③ G5-3		C FF 92 2 SAFE X SL 86 0-1 ① P3	5	0	1	1	0	0	4
32 Jay Bruce, L (1, 9) OBP: 0.347, SLG: 0.641		C FF 90 T SL 86 B FF 89 B SL 86 B FF 90 X SL 86 3-2 27 G4-3 28 1B 2B		B CH 84 F CH 86 B SL 86 X FF 88 2-1 ① G1	B SL 88 F SL 85 X SL 86 1-1 ③ F8			F FF 92 X CH 82 0-1 HR	F SL 87 B SI 91 F FF 92 X SL 88 1-2 ② F4	5	2	2	1	0	0	3
27 Scott Rolen, R (1, 5) OBP: 0.247, SLG: 0.325		B FF 89 F SL 87 B SL 85 C FF 89 F FF 90 X FF 88 2-2 ② G4-3 2-3		B FF 88 B FF 88 B SL 85 C FF 88 X FF 89 3-1 ② F8		B FF 89 S FC 89 X FC 89 1-1 ① F9		C FF 93 B FF 90 X CU 79 1-1 29 1B 2B	S FF 93 B SL 87 B SL 87 F FF 94 F FF 94 F SL 87 B FF 94 D SL 89 4-2 1-2 2-3 BB	4	0	1	0	1	0	1
28 Chris Heisey, R (1, 7) OBP: 0.276, SLG: 0.333		C FF 90 B FF 89 X FF 90 1-1 3-H 1B	X FF 90 0-0 29 2B 3B		T FF 90 F CH 86 X SL 85 0-2 ② G4-3		X FF 92 0-0 ① F8	C SL 88 B FF 93 X FF 92 1-1 ③ P2	5	1	2	1	0	0	4
29 Ryan Hanigan, R (1, 2) OBP: 0.345, SLG: 0.321		F SL 85 X FF 89 0-1 ③ G4-3	B SL 87 C SL 86 B CU 74 F FF 90 F SL 87 X CU 76 2-2 3-H 2B		X SL 87 0-0 ③ F9		X FF 92 0-0 2-3 1B		4	0	2	1	0	0	1
47 Johnny Cueto, R (1, 1) OBP: 0.083, SLG: 0.083			C FF 88 B SL 85 M SI 89 X SL 85 1-2 ① G4-3	D SI 91 X FF 88 1-0 ③ F9			C FF 88 F SL 87 T FF 88 0-2 ① K	F FF 91 F FF 92 F FF 92 S FF 92 0-3 ② K	4	0	0	0	0	2	3
Inning Stats	R: 0 E: 0 K: 1 S: 7 H: 0 LOB: 0 BB: 0 P: 9	R: 1 E: 0 K: 0 S: 12 H: 2 LOB: 1 BB: 0 P: 19	R: 0 E: 0 K: 0 S: 9 H: 1 LOB: 2 BB: 1 P: 16	R: 1 E: 0 K: 0 S: 10 H: 2 LOB: 1 BB: 0 P: 18	R: 1 E: 0 K: 0 S: 12 H: 2 LOB: 1 BB: 0 P: 17	R: 0 E: 0 K: 0 S: 6 H: 0 LOB: 0 BB: 0 P: 7	R: 2 E: 0 K: 2 S: 15 H: 2 LOB: 0 BB: 0 P: 21	R: 1 E: 0 K: 1 S: 11 H: 3 LOB: 2 BB: 0 P: 12	R: 0 E: 0 K: 0 S: 12 H: 0 LOB: 3 BB: 3 P: 26	1B: 4 2B: 4 3B: 1 HR: 3 SF: 0 SAC: 0 DP: 0 HBP: 0	WP: 0 PB: 0 SB: 0 CS: 0 PA: 43					

TOP	
AB	39
R	6
H	12
RBI	6
BB	4
SO	4
LOB	20

PITCHER		IP	WLS	BF	H	R	ER	SO	BB	IBB	HBP	BLK	WP	HR	S	P	ERA	WHIP
29 Kevin Correia, R ERA: 3.38	(1, 1)	7.0	L	31	9	5	5	3	0	1	0	0	0	2	71	107	6.43	1.286
30 Chris Resop, R ERA: 2.84	(8, 1)	2.0		12	3	1	1	1	3	0	0	0	0	1	23	38	4.50	3.000

PITCHER	IP	WLS	BF	H	R	ER	SO	BB	IBB	HBP	BLK	WP	HR	S	P	ERA	WHIP

Batter	1	2	3	4	5	6	7	8	9	AB	R	H	RBI	BB	SO	LOB
31 Jose Tabata, R (1, 9) OBP: 0.275, SLG: 0.314	B SL 80 X SI 91 1-0 ① G6-3		C SI 93 B SI 94 S SI 94 F FF 93 F SI 94 B SI 93 S SL 85 2-3 ② K		X CH 82 0-0 ② FC1-4 7 CS 1-2f			C SI 94 S SI 94 X FF 93 0-2 ② G6-3		4	0	0	0	0	1	1
7 Alex Presley, L (1, 7) OBP: 0.267, SLG: 0.316	C SI 91 X CH 83 0-1 ② F8		C SI 94 C SI 94 B SL 85 B SL 86 F SL 84 B FF 94 F FF 93 F FF 93 S FF 93 3-3 ③ K		B FF 93 1 SAFE 1-0 ③ CS 1-2	C SI 92 X SL 85 0-1 ① G4-3		C SL 84 X SL 85 0-1 ③ G6-3		4	0	0	0	0	1	0
2 Nate McLouth, L (1, 8) OBP: 0.270, SLG: 0.265	C SL 84 X SI 93 0-1 1B			X SI 91 0-0 18 1B 24 SF7 1B		B SL 85 B FF 92 F CH 82 X SI 92 2-1 ② L7			B CH 83 X CH 83 1-0 ① G3	4	1	2	0	0	0	0
18 Neil Walker, S (1, 4) OBP: 0.337, SLG: 0.299	B SI 90 C SL 84 X SL 82 1-1 ③ F7			X SL 83 0-0 46 FC1-6 1-3 1B		S CH 85 F CH 85 B FF 92 F CH 86 B FC 88 X CH 86 2-2 ③ G4-3			C CH 83 F SL 84 B CH 86 B CH 84 F FF 94 X CH 85 2-2 ② F7	4	0	1	0	0	0	1
24 Pedro Alvarez, L (1, 5) OBP: 0.295, SLG: 0.603		C SL 83 B FF 92 B SL 82 B SL 82 C FF 92 F CH 84 F FF 92 F SL 84 X SL 83 3-2 26 FC5-4 1B		X SI 92 0-0 ① SF7 3-H			B CH 82 F FF 91 X CH 83 2-1 ① F8		C SL 83 S SI 93 B SL 84 S CH 86 1-3 ③ K	3	0	1	1	0	1	0
46 Garrett Jones, L (1, 3) OBP: 0.318, SLG: 0.516		C SI 91 F FF 90 B FF 92 B SI 93 T FF 92 2-2 ① K		1 SAFE B SI 92 X CH 82 1-0 ② FC1-6 12 2B 1-2f			F CH 84 B SI 93 X CH 84 1-1 2B			3	0	1	0	0	1	2
12 Clint Barmes, R (1, 6) OBP: 0.220, SLG: 0.346 30 Chris Resop, R (8, 1)		C SL 85 1 SAFE X FC 88 0-1 ② L6		B FF 92 B SL 82 C CH 82 X SL 82 2-1 ③ 1-H 2B			X SI 93 0-0 ② L5			3 0	0 0	1 0	0 0	0 0	0 0	2 0
26 Rod Barajas, R (1, 2) OBP: 0.210, SLG: 0.193		B SI 92 S SL 82 X SI 92 1-1 ③ FC5-4 1-2f			X FF 91 0-0 ① F7		B FF 91 X FC 90 1-0 ③ F9			3	0	0	0	0	0	2
29 Kevin Correia, R (1, 1) OBP: 0.250, SLG: 0.250 36 Yamaico Navarro, R (8, 6) OBP: 0.321, SLG: 0.348			C FF 89 S SL 81 B FF 91 X SL 83 1-2 ① G6-3		C FF 93 B FF 93 B SL 83 F FF 92 B SI 92 X FF 91 3-2 31 FC1-4 1B			C FF 91 C SI 92 B SI 92 B SL 85 X SI 93 2-2 ① G6-3		2 1	0 0	1 0	0 0	0 0	0 0	0 0
Inning Stats	R: 0 E: 0 K: 0 S: 7 H: 1 LOB: 1 BB: 0 P: 9	R: 0 E: 0 K: 1 S: 13 H: 1 LOB: 1 BB: 0 P: 19	R: 0 E: 0 K: 2 S: 14 H: 0 LOB: 0 BB: 0 P: 20	R: 1 E: 0 K: 0 S: 6 H: 3 LOB: 2 BB: 0 P: 9	R: 0 E: 0 K: 0 S: 5 H: 1 LOB: 0 BB: 0 P: 9	R: 0 E: 0 K: 0 S: 8 H: 0 LOB: 0 BB: 0 P: 12	R: 0 E: 0 K: 0 S: 6 H: 1 LOB: 1 BB: 0 P: 10	R: 0 E: 0 K: 0 S: 8 H: 0 LOB: 0 BB: 0 P: 10	R: 0 E: 0 K: 1 S: 8 H: 0 LOB: 0 BB: 0 P: 12	1B: 5 2B: 2 3B: 0 HR: 0	SF: 1 SAC: 0 DP: 0 HBP: 0					

PITCHER	IP	WLS	BF	H	R	ER	SO	BB	IBB	HBP	BLK	WP	HR	S	P	ERA	WHIP
47 Johnny Cueto, R (1, 1) ERA: 1.31	9.0	W	32	7	1	1	4	0	0	0	0	0	0	75	110	1.00	0.778

PITCHER	IP	WLS	BF	H	R	ER	SO	BB	IBB	HBP	BLK	WP	HR	S	P	ERA	WHIP

BOTTOM

Cincinnati Reds @ Pittsburgh Pirates

PNC Park, Pittsburgh, PA

Fri May 04 2012, 7:09 PM - 9:47 PM EDT

Att. 20,445 - Partly Cloudy - 79 F

livebaseballscorecards.com

AB	31
R	1
H	7
RBI	1
BB	0
SO	4
LOB	8

Cincinnati Reds @ Pittsburgh Pirates

PNC Park, Pittsburgh, PA

Sat May 05 2012, 7:07 PM - 9:42 PM EDT

Att. 33,019 - Partly Cloudy - 77 F

livebaseballscorecards.com

Batter	1	2	3	4	5	6	7	8	9	AB	R	H	RBI	BB	SO	LOB
2 Zack Cozart, R (1, 6) OBP: 0.327, SLG: 0.455	B FF 91 B FF 92 C FF 92 S FF 91 F FF 93 C FF 93 2-3 ① K		C FF 92 B FF 92 S SL 80 B SL 82 F SL 80 X FF 93 2-2 ② F8			F FF 92 C SL 81 F FF 93 X SI 94 0-2 ①② G6-3 1-2f		X FF 94 0-0 1-H 2B		4	0	1	1	0	1	1
6 Drew Stubbs, R (1, 8) OBP: 0.286, SLG: 0.343	C SL 80 B SL 80 F FF 93 C CU 78 1-3 ② K		C SL 80 C CU 76 S SL 81 0-3 ③ K			S CU 78 B CU 77 B FF 92 S SL 80 X SL 82 2-2 1B		B SL 83 B SL 82 S FF 94 2 SAFE S FF 93 C FF 95 2-3 ② K		4	0	1	0	0	3	1
19 Joey Votto, L (1, 3) OBP: 0.452, SLG: 0.500	F FF 93 B SI 92 B SL 80 C FF 94 X FF 95 2-2 4 BB 1B			B SI 92 C SL 79 C CU 76 B SL 81 B SL 82 X FF 93 3-2 4 G1-3 32 G3-2 2B		S FF 93 B FF 92 1 SAFE B SI 92 X FF 92 2-1 ③ F7		I IN 64 I IN 68 I IN 69 I IN 71 4-0 IBB		3	0	2	0	1	0	1
4 Brandon Phillips, R (1, 4) OBP: 0.275, SLG: 0.347	B FF 92 1 SAFE B SL 80 1 SAFE F FF 91 B SI 92 B FF 91 4-1 1-2 BB			X SL 80 0-0 ① G1-3 2-3			B SL 78 X SI 90 1-0 ① G1-3	C FF 95 S FF 94 B FF 95 S FF 95 1-3 ③ K		3	0	0	0	1	1	3
32 Jay Bruce, L (1, 9) OBP: 0.343, SLG: 0.646	S SL 82 B SL 81 X FF 93 1-1 ③ G4-3			C SL 81 F FF 94 X CU 77 0-2 ②③ G3-2 3-Hf			B SL 79 X SI 92 2-0 27 1B 3B		C FF 94 B SL 88 B FF 95 F FF 96 B FF 96 F FF 95 X FF 95 3-2 ① L8	4	1	1	0	0	0	3
27 Scott Rolen, R (1, 5) OBP: 0.258, SLG: 0.325		F FF 91 B FF 92 F FF 92 S SL 81 1-3 ① K			C FF 92 C SL 80 B FF 91 B SL 82 F FF 92 B FF 92 B SL 78 4-2 48 G6-4-3 BB		B FF 92 F SL 80 S FF 93 F SL 81 X SL 81 1-2 48 F8-4 3-H 1B		C FF 96 F FF 96 B SL 87 X SL 88 1-2 ② P6	3	0	1	1	1	1	0
48 Ryan Ludwick, R (1, 7) OBP: 0.264, SLG: 0.369		C SL 80 S SL 80 S SL 81 0-3 ② K			C SI 92 C SI 92 D SL 82 X SI 94 1-2 ①② G6-4-3 1-2f		X FC 87 0-0 ②③ F8-4 1-2		B FF 96 B FF 96 C FF 96 B FF 96 X FF 95 3-1 ③ P4	4	0	0	0	0	1	2
39 Devin Mesoraco, R (1, 2) OBP: 0.349, SLG: 0.378		X FF 92 0-0 ③ F8			B SL 81 F FF 94 B FF 94 S SL 80 S SL 82 2-3 ③ K			C SL 80 X FF 93 0-1 2 2B 1B		3	1	1	0	0	1	0
44 Mike Leake, R (1, 1) OBP: 0.222, SLG: 0.222 28 Chris Heisey, R (8, PH) OBP: 0.271, SLG: 0.327 33 Jose Arredondo, R (8, 1)			C FF 90 B SL 80 F FF 91 F SL 76 F SL 80 F SL 79 S SL 81 1-3 ① K			C FF 91 L FF 93 X SL 82 0-2 2 G6-3 1B		B FF 94 X FF 93 1-0 ① F7		2 1 0	0 0 0	1 0 0	0 0 0	0 0 0	1 0 0	0 1 0
Inning Stats	R: 0 E: 0 K: 2 S: 13 H: 1 LOB: 2 BB: 1 P: 23	R: 0 E: 0 K: 2 S: 7 H: 0 LOB: 0 BB: 0 P: 8	R: 0 E: 0 K: 2 S: 13 H: 0 LOB: 0 BB: 0 P: 16	R: 0 E: 0 K: 0 S: 7 H: 1 LOB: 0 BB: 0 P: 10	R: 0 E: 0 K: 1 S: 9 H: 0 LOB: 0 BB: 1 P: 16	R: 0 E: 0 K: 0 S: 12 H: 2 LOB: 1 BB: 0 P: 16	R: 1 E: 0 K: 0 S: 7 H: 2 LOB: 0 BB: 0 P: 11	R: 1 E: 0 K: 2 S: 10 H: 2 LOB: 2 BB: 1 P: 18	R: 0 E: 0 K: 0 S: 9 H: 0 LOB: 0 BB: 0 P: 16	1B: 5 2B: 4 3B: 1 HR: 0 SF: 0 SAC: 0 DP: 4 HBP: 0						

TOP

AB	31
R	2
H	8
RBI	2
BB	3
SO	9
LOB	12

WP: 0 PB: 0 SB: 0 CS: 0	PA: 34																												

PITCHER		IP	WLS	BF	H	R	ER	SO	BB	IBB	HBP	BLK	WP	HR	S	P	ERA	WHIP
53 James McDonald, R ERA: 2.7	(1, 1)	6.1	W	24	6	1	1	7	2	0	0	0	0	0	67	99	1.42	1.263
37 Juan Cruz, R ERA:	(7, 1)	0.2	H	1	0	0	0	0	0	0	0	0	0	0	1	1	0.00	0.000
39 Jason Grilli, R ERA: 3.27	(8, 1)	1.0	H	6	2	1	1	2	0	1	0	0	0	0	10	18	9.00	2.000
Joel Hanrahan, R ERA: 3.0	(9, 1)	1.0	S	3	0	0	0	0	0	0	0	0	0	0	9	16	0.00	0.000

PITCHER	IP	WLS	BF	H	R	ER	SO	BB	IBB	HBP	BLK	WP	HR	S	P	ERA	WHIP

Batter	1	2	3	4	5	6	7	8	9	AB	R	H	RBI	BB	SO	LOB
31 Jose Tabata, R (1, 7) (7, 9) OBP: 0.284, SLG: 0.326	C SI 89 B FC 89 B SI 90 F SL 82 B SI 91 B SI 92 4-2 18 G6-4-3 BB		X SI 90 0-0 18 HR 2B		C SI 90 B SI 91 X SI 91 1-1 ③ G5-3		X SL 82 0-0 ③ G1-3			3	1	1	0	1	0	0
18 Neil Walker, S (1, 4) OBP: 0.343, SLG: 0.341	X SI 90 0-0 ① ② G6-4-3 1-2f		C CH 84 X FC 88 0-1 2-H HR			C SI 88 B FC 89 X KC 79 1-1 22 G6-3 1B		B FS 83 C FF 90 B FS 86 F FS 83 C FS 85 2-3 ① K		4	1	2	2	0	1	1
22 Andrew McCutchen, R (1, 8) OBP: 0.356, SLG: 0.383	B SI 91 F SI 92 B FF 90 B SI 91 B SI 92 4-1 BB		B FC 89 B CH 84 B SI 91 F SI 90 S SI 91 F FF 92 S SI 91 3-3 ③ K			B SI 89 1 SAFE X SL 82 1-0 ① G6-3 1-2		C SL 82 F FS 86 X FS 83 0-2 24 BB 1B		3	0	1	0	1	1	1
24 Pedro Alvarez, L (1, 5) OBP: 0.305, SLG: 0.587	1 SAFE 1 SAFE S KC 78 F FC 88 D SL 80 1 SAFE B CH 85 F FC 89 X SI 92 2-2 ③ G4-3			X FF 88 0-0 ① F7		S SL 79 B SI 90 B CH 85 B CH 85 D CH 85 4-1 BB		1 SAFE 1 SAFE B FF 90 B FS 82 B FF 90 C FF 91 1 SAFE B FF 90 4-1 ② 2 BB 14 1B 1-2 BB		2	0	0	0	2	0	1
14 Casey McGehee, R (1, 3) OBP: 0.359, SLG: 0.386		X SI 87 0-0 ① G6-3		C SI 89 C FC 88 B SL 82 F SI 91 B SL 81 B SI 92 B SL 83 4-2 BB		C SI 92 B SI 91 B FC 89 F FF 91 F SI 91 S SL 84 2-3 ② K		B FF 91 B SL 82 C FF 91 S FF 90 F FS 85 X FS 84 2-2 2 BB 1-2 1B		3	0	1	0	1	1	2
46 Garrett Jones, L (1, 9) OBP: 0.304, SLG: 0.492 37 Juan Cruz, R (7, 1) 39 Jason Grilli, R (8, 1) 2 Nate McLouth, L (8, PH) OBP: 0.289, SLG: 0.265 Joel Hanrahan, R (9, 1)		C SI 87 X SI 90 0-1 ② G3-1		C SI 90 X SI 90 0-1 ② F7		B CH 85 B CH 84 C SI 90 F SI 87 X SI 92 2-2 ③ F8		B FS 84 B FF 91 B FF 89 2 SAFE B FF 89 4-0 1-2 2-3 BB		3 0 0 0 0 0	0 0 0 0 0 0	0 0 0 0 0 0	0 0 0 0 1 0	0 0 0 0 0 0	0 0 0 0 0 0	3 0 0 0 0 0
12 Clint Barmes, R (1, 6) OBP: 0.209, SLG: 0.329		C SI 89 C FC 88 X SL 82 0-2 ③ G6-3		S SL 82 S SL 82 B SI 91 1 SAFE B SL 82 X FC 89 2-2 ③ G6-3			B FC 86 F SL 81 F KC 75 S SL 82 1-3 ① K	B FF 90 C FF 90 F SL 83 F SL 82 B FS 85 B FS 84 S FS 84 3-3 ③ K		4	0	0	0	0	2	4
26 Rod Barajas, R (1, 2) OBP: 0.200, SLG: 0.183			C SI 87 X KC 78 0-1 ① F8		B FC 86 B FC 88 F SI 88 X SI 89 2-1 ① F8		X SI 90 0-0 ② G6-3			3	0	0	0	0	0	0
53 James McDonald, L (1, 1) OBP: 0.250, SLG: 0.182 7 Alex Presley, L (7, 7) OBP: 0.275, SLG: 0.354			S SI 88 B SI 88 C SI 89 S FC 89 1-3 ② K		B SI 88 C SI 88 X SI 89 1-1 ② G4-3		C FF 90 X SI 89 0-1 HR			2 1	0 1	0 1	0 1	0 0	1 0	0 0
Inning Stats	R: 0 E: 0 K: 0 S: 8 H: 0 LOB: 1 BB: 2 P: 18	R: 0 E: 0 K: 0 S: 6 H: 0 LOB: 0 BB: 0 P: 6	R: 2 E: 0 K: 2 S: 12 H: 2 LOB: 0 BB: 0 P: 16	R: 0 E: 0 K: 0 S: 9 H: 0 LOB: 1 BB: 1 P: 15	R: 0 E: 0 K: 0 S: 6 H: 0 LOB: 0 BB: 0 P: 10	R: 0 E: 0 K: 1 S: 11 H: 1 LOB: 2 BB: 1 P: 21	R: 1 E: 0 K: 1 S: 7 H: 1 LOB: 0 BB: 0 P: 8	R: 0 E: 0 K: 2 S: 15 H: 2 LOB: 3 BB: 2 P: 30		1B: 3 2B: 1 3B: 0 HR: 2 SF: 0 SAC: 0 DP: 1 HBP: 0				WP: 0 PB: 0 SB: 0 CS: 0 PA: 34		

PITCHER		IP	WLS	BF	H	R	ER	SO	BB	IBB	HBP	BLK	WP	HR	S	P	ERA	WHIP
44 Mike Leake, R ERA: 5.97	(1, 1)	7.0	L	28	4	3	3	4	4	0	0	0	0	2	59	94	3.86	1.143
33 Jose Arredondo, R ERA: 2.13	(8, 1)	1.0		6	2	0	0	2	2	0	0	0	0	0	15	30	0.00	4.000

PITCHER	IP	WLS	BF	H	R	ER	SO	BB	IBB	HBP	BLK	WP	HR	S	P	ERA	WHIP

Cincinnati Reds @ Pittsburgh Pirates

PNC Park, Pittsburgh, PA

Sat May 05 2012, 7:07 PM - 9:42 PM EDT

Att. 33,019 - Partly Cloudy - 77 F

BOTTOM

livebaseballscorecards.com

AB	28
R	3
H	6
RBI	3
BB	6
SO	6
LOB	12

Cincinnati Reds @ Pittsburgh Pirates

PNC Park, Pittsburgh, PA

Sun May 06 2012, 1:37 PM - 4:45 PM EDT

Att. 20,042 - Partly Cloudy - 77 F

TOP

livebaseballscorecards.com

Batter	1	2	3	4	5	6	7	8	9	AB	R	H	RBI	BB	SO	LOB
2 Zack Cozart, R (1, 6) OBP: 0.339, SLG: 0.451	F SI 90 X SI 90 0-1 G6-3 ①		C FF 91 B FS 83 B CU 78 B FF 91 S SI 88 F FF 91 B SI 89 4-2 6 HR BB	B FC 86 F SI 90 T CU 78 D CU 78 S CU 78 2-3 K ③			F FF 93 X 0-1 4 FC6-4 6 1B 1B		B SI 93 F SI 92 B SI 93 F SI 92 F SI 93 F SI 93 B SI 93 F SI 93 B SI 93 4-2 6 FC5-4 BB	3	1	1	0	2	1	1
6 Drew Stubbs, R (1, 8) OBP: 0.309, SLG: 0.388	C SI 90 B FS 85 B SI 90 B SI 90 F SI 90 B SI 90 4-2 19 E 19 1B BB		X SI 90 0-0 1-H HR		B SI 90 C SI 90 C CU 76 X CU 76 1-2 19 F8 19 S 4 SF8 1B		1 SAFE 1 SAFE C CU 81 C SI 92 X CU 84 0-2 4 FC6-4 1-2 1B		B SI 92 X SI 92 1-0 FC5-4 19 BB 1-2f ②	4	3	3	2	1	0	1
19 Joey Votto, L (1, 3) OBP: 0.450, SLG: 0.489	B FC 86 1 SAFE C CU 78 X FF 89 1-1 4 G5-4-3 1-H 1B		X FF 90 0-0 F9 ①		B FS 80 F CU 77 B FC 88 S CU 78 D CU 77 X FF 91 3-2 F8 ① 1-3		B CU 82 F FF 94 B FF 94 C CU 83 C CU 83 2-3 K ①		C SI 93 B SI 94 B SI 93 B SI 92 B SI 92 4-1 1-2 BB	4	0	1	1	1	1	3
4 Brandon Phillips, R (1, 4) OBP: 0.259, SLG: 0.329	1 SAFE C FF 89 X SI 89 0-1 G5-4-3 ② ③ 1-2f		C SI 90 C CU 78 B CU 78 S CU 79 1-3 K ②		B CU 79 X FF 89 1-0 SF8 ② 3-H		D CU 83 S FF 94 C CU 83 X CU 84 1-2 FC6-4 ② 1-2f 2-3		F SI 93 F SL 83 B SI 94 F SL 84 X SL 84 1-2 F9 ③	4	0	0	1	0	1	5
32 Jay Bruce, L (1, 9) OBP: 0.339, SLG: 0.630		B SI 90 B SI 89 X SI 91 2-0 F8 ① B FC 88 F CU 78 S FC 86 F CU 76 F FS 80 B CU 77 X FC 87 2-2 1B	C CU 79 B FC 86 F FS 83 F CU 78 F CU 78 B FS 82 X FF 90 2-2 F7 ③		B FF 93 B CU 83 B CU 83 C FF 93 X FF 94 3-1 G4-3 ③				4	0	1	0	0	0	2
28 Chris Heisey, R (1, 7) OBP: 0.270, SLG: 0.322		B SI 91 F SI 91 F SI 91 B FS 82 S CU 78 2-3 K ② S CU 78 S CU 77 X FF 90 0-2 F9 ③		B SI 88 X SI 89 1-0 G5-3 ①		X SI 92 0-0 21 G5-4-3 1B			4	0	1	0	0	1	1
21 Todd Frazier, R (1, 5) OBP: 0.476, SLG: 0.889		X SI 90 0-0 HR	X SI 90 0-0 F9 ①	F SI 89 B FS 81 B FS 83 F SI 88 X CU 77 2-2 29 G6-3 2B		B SI 92 C SI 93 D SI 93 F SI 92 X SI 93 2-2 G5-4-3 ① ② 1-2f			4	1	2	1	0	0	1
29 Ryan Hanigan, R (1, 2) OBP: 0.355, SLG: 0.321		X SI 91 0-0 E5 1B	B SI 90 C FC 86 B CU 78 H SI 90 3-1 55 SH3-4 HBP	C SI 88 S CU 78 X CU 78 0-2 G6-3 ② 2-3		X SI 93 0-0 G5-3 ③			3	0	1	0	0	0	1
55 Mat Latos, R (1, 1) 60 J.J. Hoover, R (7, 1) 54 Aroldis Chapman, L (7, 1) 9 Willie Harris, L (9, PH) OBP: 0.135, SLG: 0.143 31 Alfredo Simon, R (9, 1)		B SI 90 S SI 89 S SI 88 C CU 77 1-3 K ③	C SI 88 1 SAFE X SI 89 0-1 SH3-4 ② 1-2	B SI 89 S SI 88 B SI 90 B SI 89 S SI 89 S SI 90 3-3 K ③				S SI 93 B SI 93 B SI 92 F SI 92 F SI 93 X SI 94 2-2 G4-3 ①	2 0 0 1 0	0 0 0 0 0	0 0 0 0 0	0 0 0 0 0	2 0 0 0 0	0 0 0 0 0	2 0 0 0 0
Inning Stats	R: 1 E: 1 K: 0 S: 8 H: 1 LOB: 0 BB: 1 P: 13	R: 1 E: 1 K: 2 S: 9 H: 2 LOB: 1 BB: 0 P: 14	R: 2 E: 0 K: 1 S: 16 H: 2 LOB: 1 BB: 1 P: 23	R: 0 E: 0 K: 1 S: 7 H: 0 LOB: 1 BB: 0 P: 12	R: 1 E: 0 K: 0 S: 12 H: 1 LOB: 0 BB: 0 P: 19	R: 0 E: 0 K: 1 S: 10 H: 1 LOB: 1 BB: 0 P: 16	R: 0 E: 0 K: 1 S: 13 H: 2 LOB: 2 BB: 0 P: 19	R: 0 E: 0 K: 0 S: 5 H: 1 LOB: 0 BB: 0 P: 7	R: 0 E: 0 K: 0 S: 15 H: 0 LOB: 2 BB: 2 P: 27	1B: 7 2B: 1 3B: 0 HR: 2 SF: 1 SAC: 1 DP: 2 HBP: 1						

AB	33
R	5
H	10
RBI	5
BB	4
SO	6
LOB	17

WP: 0 PB: 0 SB: 1 CS: 0 PA: 40

PITCHER		IP	WLS	BF	H	R	ER	SO	BB	IBB	HBP	BLK	WP	HR	S	P	ERA	WHIP
50 Charlie Morton, R ERA: 4.61	(1, 1)	6.0	L	27	7	5	4	5	2	0	1	0	0	2	62	97	6.00	1.500
32 Brad Lincoln, R ERA: 0.79	(7, 1)	1.0		5	2	0	0	1	0	0	0	0	0	0	13	19	0.00	2.000
48 Jared Hughes, R ERA: 1.84	(8, 1)	2.0		8	1	0	0	0	2	0	0	0	0	0	20	34	0.00	1.500

PITCHER	IP	WLS	BF	H	R	ER	SO	BB	IBB	HBP	BLK	WP	HR	S	P	ERA	WHIP

Batter	1	2	3	4	5	6	7	8	9	AB	R	H	RBI	BB	SO	LOB
31 Jose Tabata, R (1, 9) OBP: 0.293, SLG: 0.326	S FF 91 H FF 92 1-1 24 BB 18 BB HBP		C FC 91 B SL 85 X FF 93 1-1 ① F9		B FF 90 S SI 89 F SI 92 S FC 92 1-3 ① K		B FF 93 S FF 93 B FF 93 X FF 93 2-1 1-3 1B			3	0	1	0	0	1	0
7 Alex Presley, L (1, 7) OBP: 0.264, SLG: 0.340 48 Jared Hughes, R (8, 1)	L SI 90 B SI 92 S SI 90 X SL 83 1-2 ① F9		C CU 77 S SL 85 B SL 85 T SL 85 1-2 ② K		B CU 76 B CU 77 C FC 94 B CU 76 X FF 94 3-1 E4 18 FC5-4		B FF 93 F FF 92 F FF 92 C CU 76 1-3 ② K			4 0	0 0	0 0	0 0	0 0	2 0	3 0
18 Neil Walker, S (1, 4) OBP: 0.350, SLG: 0.340	B FF 92 B FC 92 B CU 78 C FF 92 B FF 92 4-1 24 BB 1-2 BB		B FF 94 X CH 81 1-0 24 BB 1B		B FF 92 X FF 92 1-0 ② FC5-4 1-2f		C FF 97 B FF 99 F FF 97 X FF 99 1-2 ③ F8			3	0	1	0	1	0	3
24 Pedro Alvarez, L (1, 5) OBP: 0.314, SLG: 0.571	B CU 78 B FF 93 B FF 92 C FF 94 F FF 95 B FC 94 4-2 1-2 2-3 BB		C CU 78 B SI 94 F FF 94 B SL 84 F SL 83 B FF 93 B SL 84 4-2 1-2 BB		F FC 93 B FF 93 C FF 94 F SI 93 S SL 81 1-3 ③ K			S SL 86 C SL 89 F FF 99 X FF 100 0-2 ① F7		2	0	0	0	2	1	1
14 Casey McGehee, R (1, 3) OBP: 0.338, SLG: 0.361	C SL 86 S FC 94 B FC 96 X FC 93 1-2 ② L5		C SL 84 B SL 81 X SL 83 1-1 ③ G1-3			C SL 82 C SL 83 S FC 94 0-3 ① K		C FF 99 B SL 89 S FF 98 B FF 100 S FF 98 2-3 ② K		4	0	0	0	0	2	5
2 Nate McLouth, L (1, 8) OBP: 0.286, SLG: 0.263	C FF 94 B FF 94 B CU 79 C SL 84 C FF 94 2-3 ③ K			C SL 84 B FF 93 F FF 92 B SL 83 X SI 92 2-2 1B		C CU 78 C SL 84 B SI 93 B SL 81 X SL 83 2-2 ② G3-1		C FF 98 B FF 99 S SL 88 F SL 91 B FF 100 B FF 99 C SL 87 3-3 ③ K		4	0	1	0	0	2	3
12 Clint Barmes, R (1, 6) OBP: 0.202, SLG: 0.318 5 Josh Harrison, R (9, PH) OBP: 0.222, SLG: 0.308		C FC 92 T FF 94 F FC 94 B SL 85 B SL 83 S FF 95 2-3 ① K		S SL 84 F FF 92 S SL 84 0-3 ① K		B FC 95 S SL 84 F FC 93 S SL 83 1-3 ③ K			F FF 95 C CU 80 S CU 79 0-3 ① K	3 1	0 0	0 0	0 0	0 0	3 1	1 0
55 Michael McKenry, R (1, 2) OBP: 0.306, SLG: 0.323		B FF 95 S FF 93 F CU 80 B FC 96 F FC 94 B FF 95 T FF 95 3-2 ② K		B SL 84 C SL 83 S SL 85 F SL 84 1 SAFE 1 SAFE F FF 94 F SL 84 C FC 92 1-3 ② K			C FF 92 B FF 94 F FF 93 B FF 94 X FF 93 2-2 E6 31 1B		C FF 95 S FF 95 S CU 80 0-3 ② K	4	0	0	0	0	3	1
50 Charlie Morton, R (1, 1) 32 Brad Lincoln, L (7, 1) 36 Yamaico Navarro, R (7, PH) OBP: 0.300, SLG: 0.320 (8, 7)		C FC 94 B FC 95 F FC 94 C FF 95 1-3 ③ K		X FF 91 0-0 ③ P3			S FF 92 B FF 93 C FF 92 F FF 94 S FF 94 1-3 ① K		B SI 95 X FF 94 1-0 ③ F9	2 0 2	0 0 0	0 0 0	0 0 0	0 0 0	1 0 1	1 0 1
Inning Stats	R: 0 E: 0 K: 1 S: 13 H: 0 LOB: 3 BB: 2 P: 26	R: 0 E: 0 K: 3 S: 11 H: 0 LOB: 0 BB: 0 P: 17	R: 0 E: 0 K: 1 S: 11 H: 1 LOB: 2 BB: 1 P: 19	R: 0 E: 0 K: 2 S: 13 H: 1 LOB: 1 BB: 0 P: 16	R: 0 E: 1 K: 2 S: 10 H: 0 LOB: 1 BB: 0 P: 16	R: 0 E: 0 K: 2 S: 10 H: 0 LOB: 0 BB: 0 P: 13	R: 0 E: 1 K: 2 S: 15 H: 1 LOB: 2 BB: 0 P: 22	R: 0 E: 0 K: 2 S: 11 H: 0 LOB: 0 BB: 0 P: 16	R: 0 E: 0 K: 2 S: 7 H: 0 LOB: 0 BB: 0 P: 8	1B: 3 2B: 0 3B: 0 HR: 0	SF: 0 SAC: 0 DP: 0 HBP: 1			WP: 0 PB: 0 SB: 0 CS: 0	PA: 36		

PITCHER	IP	WLS	BF	H	R	ER	SO	BB	IBB	HBP	BLK	WP	HR	S	P	ERA	WHIP
55 Mat Latos, R (1, 1) ERA: 4.93	6.0	W	25	2	0	0	11	3	0	1	0	0	0	68	107	0.00	0.833
60 J.J. Hoover, R (7, 1) ERA:	0.2		4	1	0	0	2	0	0	0	0	0	0	12	18	0.00	1.500
54 Aroldis Chapman, L (7, 1) ERA:	1.1		4	0	0	0	2	0	0	0	0	0	0	14	20	0.00	0.000
31 Alfredo Simon, R (9, 1) ERA: 2.53	1.0		3	0	0	0	2	0	0	0	0	0	0	7	8	0.00	0.000

PITCHER	IP	WLS	BF	H	R	ER	SO	BB	IBB	HBP	BLK	WP	HR	S	P	ERA	WHIP

BOTTOM

Cincinnati Reds @ Pittsburgh Pirates

PNC Park, Pittsburgh, PA

Sun May 06 2012, 1:37 PM - 4:45 PM EDT

Att. 20,042 - Partly Cloudy - 77 F

livebaseballscorecards.com

AB	32
R	0
H	3
RBI	0
BB	3
SO	17
LOB	19

Batter	1	2	3	4	5	6	7	8	9	AB	R	H	RBI	BB	SO	LOB
20 Ian Desmond, R (1, 6) OBP: 0.290, SLG: 0.427	C FF 93 B KC 80 B CH 89 B FF 93 F FF 93 F FF 94 C SI 94 3-3 ① K		B KC 81 B SI 93 X SI 93 2-0 ②③ G6-4-3 1-2f		B FF 94 X CH 88 1-0 ②③ G5-4-3 1-2f			C KC 80 F FF 92 C SI 91 0-3 ② K		4	0	0	0	0	2	2
34 Bryce Harper, L (1, 9) OBP: 0.405, SLG: 0.500	B FF 94 S CH 89 X CH 89 1-1 ② G6-3			X CH 87 0-0 25 1B 24 1B 2B		C KC 80 F KC 82 X SI 93 0-2 ① G6-3		F FF 93 F KC 81 B FF 92 X FF 92 1-2 ③ F7		4	1	1	0	0	0	0
11 Ryan Zimmerman, R (1, 5) OBP: 0.319, SLG: 0.339	C FF 93 C FF 94 F FF 93 X SI 93 0-2 ③ G4-3			D SI 92 B KC 79 X SI 92 2-0 ① L6		C CH 88 X SI 92 0-1 ② G4-3			C SL 88 B FF 96 B SL 89 F FF 96 X FF 95 2-2 25 HR 1B	4	1	1	0	0	0	1
25 Adam LaRoche, L (1, 3) OBP: 0.406, SLG: 0.548		F FF 92 F FF 92 S KC 82 0-3 ① K		D KC 82 B FF 92 B FF 92 X FF 92 3-0 24 1B 2-3 1B		B KC 83 B CH 87 B CH 89 C FF 92 B FF 93 4-1 BB			B FF 96 B FF 96 B FF 96 C FF 96 F FF 96 X FF 97 3-2 1-H HR	3	1	2	2	1	1	0
8 Danny Espinosa, S (1, 4) OBP: 0.282, SLG: 0.235		S KC 80 S KC 80 S KC 82 0-3 ② K		D KC 82 C KC 81 C KC 82 S KC 82 1-3 ② K		D KC 82 X FF 92 1-0 ③ G4-3			S FF 96 B SL 85 T FF 94 S SL 88 1-3 ① K	4	0	0	0	0	3	3
24 Rick Ankiel, L (1, 8) OBP: 0.308, SLG: 0.429		B FF 92 X CH 87 1-0 ③ G3		X FF 93 0-0 1-2 3-H 1B			C KC 80 S KC 81 S KC 81 0-3 ① K		S SL 89 F FF 95 X SL 89 0-2 ② G3	4	0	1	1	0	1	0
3 Wilson Ramos, R (1, 2) OBP: 0.353, SLG: 0.378			X FF 92 0-0 HR	C FF 94 C KC 82 F KC 82 S KC 83 0-3 ③ K			S KC 81 S KC 82 B KC 82 B KC 84 B KC 82 C KC 81 2-3 ② K		X SI 91 0-0 1B	4	1	2	1	0	2	2
2 Roger Bernadina, L (1, 7) OBP: 0.286, SLG: 0.286			B FF 92 S CH 88 S KC 80 C FF 92 1-3 ① K		X CH 88 0-0 ① G1-3		B FF 92 F CH 87 C KC 82 X KC 81 1-2 ③ G1-3		C SI 92 B SL 84 F SL 85 C SI 92 1-3 ③ K	4	0	0	0	0	2	1
33 Edwin Jackson, R (1, 1) OBP: 0.308, SLG: 0.308 1 Steve Lombardozzi, S (8, PH) OBP: 0.373, SLG: 0.350 36 Tyler Clippard, R (8, 1) 63 Henry Alberto Rodriguez, R (9, 1)			B SI 93 X FF 91 1-0 20 G6-4-3 1B		B SI 92 C SI 92 B KC 80 C FF 92 X FF 92 2-2 20 G5-4-3 1B			B KC 80 F FF 91 B FF 92 C CH 86 S KC 80 2-3 ① K		2 1 0 0	0 0 0 0	2 0 0 0	0 0 0 0	0 1 0 0	0 0 0 0	0 0 0 0
Inning Stats	R: 0 E: 0 K: 1 S: 10 H: 0 LOB: 0 BB: 0 P: 14	R: 0 E: 0 K: 2 S: 7 H: 0 LOB: 0 BB: 0 P: 8	R: 1 E: 0 K: 1 S: 6 H: 2 LOB: 0 BB: 0 P: 10	R: 1 E: 0 K: 2 S: 11 H: 3 LOB: 2 BB: 0 P: 17	R: 0 E: 0 K: 0 S: 5 H: 1 LOB: 0 BB: 0 P: 8	R: 0 E: 0 K: 0 S: 7 H: 0 LOB: 1 BB: 1 P: 12	R: 0 E: 0 K: 2 S: 9 H: 0 LOB: 0 BB: 0 P: 12	R: 0 E: 0 K: 2 S: 9 H: 0 LOB: 0 BB: 0 P: 12	R: 2 E: 0 K: 2 S: 16 H: 3 LOB: 1 BB: 0 P: 23	1B: 6 2B: 1 3B: 0 HR: 2 SF: 0 SAC: 0 DP: 2 HBP: 0						

PITCHER		IP	WLS	BF	H	R	ER	SO	BB	IBB	HBP	BLK	WP	HR	S	P	ERA	WHIP
34 A.J. Burnett, R ERA: 6.08	(1, 1)	8.0		29	6	2	2	10	1	0	0	0	0	1	64	93	2.25	0.875
Joel Hanrahan, R ERA: 4.66	(9, 1)	0.2	B	4	2	2	2	1	0	0	0	0	0	1	12	18	27.00	3.000
44 Tony Watson, L ERA: 6.0	(9, 1)	0.1	W	2	1	0	0	1	0	0	0	0	0	0	4	5	0.00	3.000

PITCHER	IP	WLS	BF	H	R	ER	SO	BB	IBB	HBP	BLK	WP	HR	S	P	ERA	WHIP

TOP

Washington Nationals @ Pittsburgh Pirates

PNC Park, Pittsburgh, PA

Tue May 08 2012, 7:09 PM - 9:43 PM EDT

Att. 10,323 - Cloudy - 70 F

livebaseballscorecards.com

AB	34
R	4
H	9
RBI	4
BB	1
SO	12
LOB	9

WP: 0 PA: 35
PB: 0
SB: 0
CS: 0

BOTTOM

Washington Nationals @ Pittsburgh Pirates

PNC Park, Pittsburgh, PA

Tue May 08 2012, 7:09 PM - 9:43 PM EDT

Att. 10,323 - Cloudy - 70 F

livebaseballscorecards.com

Batter	1	2	3	4	5	6	7	8	9	AB	R	H	RBI	BB	SO	LOB
31 Jose Tabata, R (1, 7) (9, 9) OBP: 0.282, SLG: 0.313	C FF 92 F FF 93 B FF 92 B FF 93 S SL 84 2-3 K ①		B SL 84 X FF 95 1-0 L8 ②		C FF 96 S SI 95 B SL 86 X FF 93 1-2 F9 ③			X FF 91 0-0 FC6 18 SF9 1-3		4	0	0	0	0	1	1
18 Neil Walker, S (1, 4) OBP: 0.346, SLG: 0.351	B FF 93 S CU 77 F FF 93 X FF 94 1-2 2B		B CH 86 C FF 95 X CH 86 1-1 F8 ③			S FF 94 F SL 85 B SL 86 X CH 86 1-2 G1-3 ①		X CH 80 0-0 SF9 ② 1-2 3-H		3	0	1	1	0	0	0
22 Andrew McCutchen, R (1, 8) OBP: 0.370, SLG: 0.417	S FF 94 S SL 85 B SL 86 B FF 93 D SL 86 D SL 86 4-2 BB			C FF 92 B FF 94 B SL 84 F FF 93 X FF 94 2-2 HR		B CU 80 F SL 85 F CH 86 B SL 87 X FF 96 2-2 F8 ②		B FF 92 B FC 86 B FC 86 I IN 72 4-0 IBB		2	1	1	1	2	0	0
24 Pedro Alvarez, L (1, 5) OBP: 0.300, SLG: 0.543	F FF 93 D SL 86 F FF 94 C FF 94 1-3 K ②			C SL 84 X CH 84 0-1 G4-3 ①		B CU 77 X CH 86 1-0 G1-3 ③		B FF 91 C CH 80 S FF 92 T FF 93 1-2 K ③		4	0	0	0	0	2	4
14 Casey McGehee, R (1, 3) OBP: 0.319, SLG: 0.338	B FF 94 X FF 93 1-0 F9 ③			X FF 94 0-0 L9 ②			S SL 85 B FF 94 S SL 85 B SL 87 X FF 93 2-2 P3 ①		S FF 98 B SL 82 X FF 98 1-1 F9 ①	4	0	0	0	0	0	2
46 Garrett Jones, L (1, 9) OBP: 0.306, SLG: 0.529 Joel Hanrahan, R (9, 1) 44 Tony Watson, L (9, 1) 7 Alex Presley, L (9, PH) OBP: 0.271, SLG: 0.346		B FF 92 F FF 93 B FF 93 X CH 86 2-1 F8 ①		C FF 94 B FF 95 S SL 86 X FF 94 1-2 HR			B CU 76 X CH 87 1-0 F7 ②		B SI 97 F FF 97 X SI 98 1-1 36 WP 26 HR 1B	3 0 0 1	1 0 0 1	1 0 0 1	1 0 0 0	0 0 0 0	0 0 0 0	0 0 0 0
12 Clint Barmes, R (1, 6) OBP: 0.196, SLG: 0.307 36 Yamaico Navarro, R (9, PH) OBP: 0.290, SLG: 0.308		S FF 94 X FF 95 0-1 G6-3 ②		F FF 93 F SL 86 B SL 88 F CU 79 B FF 93 B SL 88 F FF 93 F FF 94 X FF 94 3-2 F8 ③			B SL 85 F SL 85 F FF 96 F CU 80 F FF 94 S SL 86 1-3 K ③		C FF 97 C FF 98 B SL 84 B SL 84 S FF 99 2-3 K ② 1-3	3 1	0 0	0 0	0 0	0 0	1 1	0 1
26 Rod Barajas, R (1, 2) OBP: 0.203, SLG: 0.234		C FF 94 S SL 86 B SL 87 F FF 95 S SL 86 1-3 K ③			X FF 95 0-0 F8 ①			C FF 90 C FC 85 F FF 92 X FF 91 0-2 P5 ①	X FF 96 0-0 3-H HR	4	1	1	2	0	1	0
34 A.J. Burnett, R (1, 1) 2 Nate McLouth, L (8, PH) OBP: 0.302, SLG: 0.263 (9, 7)			X FF 92 0-0 G6-3 ①		C FF 92 C SL 84 C SL 84 0-3 K ②			B FF 91 C FF 91 F CH 80 B FF 92 B FF 91 B CH 81 4-2 31 E 31 FC6 18 SF9 BB		2 0	0 1	0 0	0 0	0 1	1 0	0 0

	AB	31
	R	5
	H	5
	RBI	5
	BB	3
	SO	7
	LOB	8

Inning Stats	1	2	3	4	5	6	7	8	9
	R: 0 E: 0 K: 2 S: 12	R: 0 E: 0 K: 1 S: 8	R: 0 E: 0 K: 0 S: 4	R: 2 E: 0 K: 0 S: 15	R: 0 E: 0 K: 1 S: 7	R: 0 E: 0 K: 0 S: 7	R: 0 E: 0 K: 1 S: 9	R: 1 E: 1 K: 1 S: 11	R: 2 E: 0 K: 1 S: 8
	H: 1 LOB: 2 BB: 1 P: 21	H: 0 LOB: 0 BB: 0 P: 11	H: 0 LOB: 0 BB: 0 P: 6	H: 2 LOB: 0 BB: 0 P: 21	H: 0 LOB: 0 BB: 0 P: 8	H: 0 LOB: 0 BB: 0 P: 11	H: 0 LOB: 0 BB: 0 P: 13	H: 0 LOB: 2 BB: 2 P: 20	H: 2 LOB: 0 BB: 0 P: 12

	1B: 1	SF: 1	WP: 2	PA: 35
	2B: 1	SAC: 0	PB: 0	
	3B: 0	DP: 0	SB: 0	
	HR: 3	HBP: 0	CS: 0	

PITCHER	IP	WLS	BF	H	R	ER	SO	BB	IBB	HBP	BLK	WP	HR	S	P	ERA	WHIP
33 Edwin Jackson, R (1, 1) ERA: 3.49	7.0		25	3	2	2	5	1	0	0	0	0	2	62	91	2.57	0.571
36 Tyler Clippard, R (8, 1) ERA: 4.15	1.0		6	0	1	0	1	1	1	0	0	0	0	11	20	0.00	1.000
63 Henry Alberto Rodriguez, R (9, 1) ERA: 2.84	0.2	L	4	2	2	2	1	0	0	0	0	1	1	8	12	27.00	3.000

PITCHER	IP	WLS	BF	H	R	ER	SO	BB	IBB	HBP	BLK	WP	HR	S	P	ERA	WHIP

Washington Nationals @ Pittsburgh Pirates

PNC Park, Pittsburgh, PA

Wed May 09 2012, 7:07 PM - 10:08 PM EDT

Att. 11,478 - Cloudy - 63 F

TOP

livebaseballscorecards.com

Batter	1	2	3	4	5	6	7	8	9	AB	R	H	RBI	BB	SO	LOB
20 Ian Desmond, R (1, 6) OBP: 0.294, SLG: 0.434	G4-3			F7		1B	F9		2B	5	0	2	0	0	0	1
34 Bryce Harper, L (1, 8) (7, 9) OBP: 0.381, SLG: 0.441	P4			BB		P5		F7	P6	4	1	0	0	1	0	3
11 Ryan Zimmerman, R (1, 5) OBP: 0.312, SLG: 0.343	G4-3			K		K		2B	K	5	0	1	0	0	3	4
25 Adam LaRoche, L (1, 3) OBP: 0.409, SLG: 0.537		K		E5		IBB		IBB		2	0	0	0	2	1	1
21 Xavier Nady, R (1, 9) (7, 7) OBP: 0.169, SLG: 0.194		G5-3		1B		FC4		BB		3	0	1	1	0	0	2
2 Roger Bernadina, L (8, PH) (8, 7) OBP: 0.298, SLG: 0.286										0	0	0	0	1	0	0
8 Danny Espinosa, S (1, 4) OBP: 0.281, SLG: 0.245		K		G4-3			2B	K		4	1	1	0	0	2	5
57 Tyler Moore, R (1, 7) OBP: 0.222, SLG: 0.222			G1-3		K		F8	K		2	0	0	0	0	1	0
24 Rick Ankiel, L (7, PH) (7, 8) OBP: 0.299, SLG: 0.415										2	0	0	0	0	1	4
3 Wilson Ramos, R (1, 2) OBP: 0.348, SLG: 0.364			G4-3		K		BB		G6-3	3	0	0	0	1	1	0
48 Ross Detwiler, R (1, 1)										2	0	0	0	0	2	0
18 Chad Tracy, L (7, PH) OBP: 0.302, SLG: 0.447										0	0	0	1	0	0	0
35 Craig Stammen, R (7, 1)			K		K		SF7		HBP	0	0	0	0	0	0	0
1 Steve Lombardozzi, S (9, PH) OBP: 0.382, SLG: 0.350										0	0	0	0	0	0	0

	AB	32
	R	2
	H	5
	RBI	2
	BB	5
	SO	11
	LOB	20

Inning Stats	1	2	3	4	5	6	7	8	9
	R: 0 H: 0 E: 0 LOB: 0 K: 0 BB: 0 S: 4 P: 5	R: 0 H: 0 E: 0 LOB: 0 K: 2 BB: 0 S: 7 P: 9	R: 0 H: 0 E: 0 LOB: 0 K: 1 BB: 0 S: 7 P: 9	R: 1 H: 1 E: 1 LOB: 2 K: 1 BB: 1 S: 18 P: 26	R: 0 H: 0 E: 0 LOB: 0 K: 3 BB: 0 S: 9 P: 13	R: 0 H: 1 E: 1 LOB: 2 K: 1 BB: 1 S: 9 P: 17	R: 1 H: 1 E: 0 LOB: 1 K: 0 BB: 1 S: 8 P: 17	R: 0 H: 1 E: 0 LOB: 3 K: 2 BB: 2 S: 13 P: 27	R: 0 H: 1 E: 0 LOB: 2 K: 1 BB: 0 S: 10 P: 19

	1B: 2	SF: 1	WP: 1	PA: 39
	2B: 3	SAC: 0	PB: 0	
	3B: 0	DP: 0	SB: 1	
	HR: 0	HBP: 1	CS: 0	

PITCHER		IP	WLS	BF	H	R	ER	SO	BB	IBB	HBP	BLK	WP	HR	S	P	ERA	WHIP
45 Erik Bedard, L ERA: 2.57	(1, 1)	1.0		3	0	0	0	0	0	0	0	0	0	0	4	5	0.00	0.000
32 Brad Lincoln, R ERA: 0.63	(2, 1)	3.0	W	12	1	1	0	4	1	0	0	0	0	0	32	44	0.00	0.667
48 Jared Hughes, R ERA: 1.62	(5, 1)	2.0	H	8	1	0	0	4	0	1	0	0	0	0	18	30	0.00	0.500
37 Juan Cruz, R ERA: 0.75	(7, 1)	1.0	H	5	1	1	1	0	1	0	0	0	1	0	8	17	9.00	2.000
39 Jason Grilli, R ERA: 3.0	(8, 1)	1.0	H	6	1	0	0	2	1	1	0	0	0	0	13	27	0.00	2.000

PITCHER		IP	WLS	BF	H	R	ER	SO	BB	IBB	HBP	BLK	WP	HR	S	P	ERA	WHIP
Joel Hanrahan, R ERA: 4.22	(9, 1)	1.0	S	5	1	0	0	1	0	0	1	0	0	0	10	19	0.00	1.000

BOTTOM

Washington Nationals @ Pittsburgh Pirates

PNC Park, Pittsburgh, PA

Wed May 09 2012, 7:07 PM - 10:08 PM EDT

Att. 11,478 - Cloudy - 63 F

livebaseballscorecards.com

Batter	1	2	3	4	5	6	7	8	9	AB	R	H	RBI	BB	SO	LOB
31 Jose Tabata, R (1, 9) OBP: 0.280, SLG: 0.310	C SI 91 B SI 91 F SI 91 F FF 94 B SL 80 F FF 94 X FF 93 2-2 ① G4-3		B SI 90 B CH 83 X SI 91 2-0 ① 18 1B, 22 1B, 1-3 1B		X SI 88 0-0 ① B2-3		C SI 92 F KC 78 X SI 92 0-2 ③ P6			4	1	1	0	0	0	0
18 Neil Walker, S (1, 4) OBP: 0.342, SLG: 0.347	C SI 92 X CH 84 0-1 ② F9		B FF 93 X SI 91 1-0 ② 22 1B, 24 FC5-2-6, 1-3 3-H 1B		C SI 92 B FF 92 X CH 84 1-1 ② F8			C SI 90 B FC 84 F SI 90 F KC 80 F FC 83 X SI 92 1-2 ① G1-3		4	0	1	1	0	0	0
22 Andrew McCutchen, R (1, 8) OBP: 0.393, SLG: 0.470	C SI 92 C SI 92 B FF 92 B SL 79 X SI 92 2-2 1B		X CH 84 0-0 ① 24 FC5-2-6, 14 1B, 1-3 3-H 1B		F SI 92 F SL 80 X SL 80 0-2 1B			C SI 92 B KC 78 B FC 84 S FC 84 X SI 91 2-2 HR		4	2	4	2	0	0	0
24 Pedro Alvarez, L (1, 5) OBP: 0.287, SLG: 0.518	B FF 92 F FF 92 B SL 78 1 SAFE X FF 92 2-1 ③ F8		B FF 92 1 SAFE C SI 92 1 SAFE B FF 94 X SI 92 2-1 ② FC5-2-6, 14 1B, 1-2 3-H		1 SAFE X FF 93 0-0 ③ F8			B SI 91 X SI 92 1-0 ② F7		4	0	0	0	0	0	4
14 Casey McGehee, R (1, 3) OBP: 0.316, SLG: 0.333		C SI 88 X SI 90 0-1 ① F8	B SI 91 B SI 90 C SI 91 C FF 93 B SL 80 X FF 94 3-2 1-2 2-H 1B			B SI 89 X SI 90 1-0 ① G4-3		F FC 82 S FC 83 S FC 84 0-3 ③ K		4	0	1	1	0	1	0
36 Yamaico Navarro, R (1, 7) OBP: 0.294, SLG: 0.310 37 Juan Cruz, R (7, 1) 39 Jason Grilli, R (8, 1) Joel Hanrahan, R (9, 1)		X SI 90 0-0 5 CS 1B	C SI 91 F FF 92 B FF 94 D SL 81 X FF 93 2-2 ③ P6			C SI 90 C CH 83 F FF 93 B SL 80 B FF 93 X SI 92 2-2 ② P3				3 0 0 0	0 0 0 0	1 0 0 0	0 0 0 0	0 0 0 0	0 0 0 0	2 0 0 0
26 Rod Barajas, R (1, 2) OBP: 0.194, SLG: 0.224		B SI 89 C SI 88 B SI 89 1 SAFE 1 SAFE X SI 88 2-1 ② F9		C SI 88 X CH 82 0-1 ① F9		B CH 83 B FF 90 B SI 89 C SI 91 S FF 92 S CH 83 3-3 ③ K				3	0	0	0	0	1	1
5 Josh Harrison, R (1, 6) OBP: 0.207, SLG: 0.286 7 Alex Presley, L (7, 7) OBP: 0.269, SLG: 0.343		B SI 91 1-0 ③ CS 1-2	L SI 90 F SI 91 X FF 92 0-2 ① F9	L SI 90 F CH 83 S SL 80 0-3 ② K			L SI 90 S FC 85 F FC 83 B FC 86 X FC 84 1-2 ① F9			2 1	0 0	0 0	0 0	0 0	1 0	0 0
45 Erik Bedard, L (1, 1) OBP: 0.083, SLG: 0.083 32 Brad Lincoln, L (2, 1) 48 Jared Hughes, R (5, 1) 12 Clint Barmes, R (7, 6) OBP: 0.194, SLG: 0.303			S FF 90 C FF 92 F SL 78 S SL 80 0-3 K 31 1B, 18 1B	F FF 91 B FF 90 F SI 90 S SL 79 1-3 ③ K			B SI 91 F SI 91 F FC 85 F SI 91 B KC 80 C SI 92 2-3 ② K			0 2 0 1	0 1 0 0	0 0 0 0	0 0 0 0	0 2 0 1	0 0 0 0	0 0 0 0

Inning Stats	1	2	3	4	5	6	7	8	9
	R: 0 E: 0 K: 0 S: 12 H: 1 LOB: 1 BB: 0 P: 18	R: 0 E: 0 K: 0 S: 5 H: 1 LOB: 0 BB: 0 P: 8	R: 3 E: 0 K: 1 S: 18 H: 4 LOB: 2 BB: 0 P: 28	R: 0 E: 0 K: 2 S: 8 H: 0 LOB: 0 BB: 0 P: 9	R: 0 E: 0 K: 0 S: 7 H: 1 LOB: 1 BB: 0 P: 8	R: 0 E: 0 K: 1 S: 8 H: 0 LOB: 0 BB: 0 P: 14	R: 0 E: 0 K: 1 S: 11 H: 0 LOB: 0 BB: 0 P: 14	R: 1 E: 0 K: 1 S: 12 H: 1 LOB: 0 BB: 0 P: 16	

AB	32
R	4
H	8
RBI	4
BB	0
SO	6
LOB	7

1B: 7 SF: 0 WP: 1 PA: 33
2B: 0 SAC: 0 PB: 0
3B: 0 DP: 0 SB: 0
HR: 1 HBP: 0 CS: 1

PITCHER		IP	WLS	BF	H	R	ER	SO	BB	IBB	HBP	BLK	WP	HR	S	P	ERA	WHIP
48 Ross Detwiler, L ERA: 2.1	(1, 1)	6.0	L	25	7	3	3	4	0	0	0	0	1	0	58	85	4.50	1.167
35 Craig Stammen, R ERA: 1.08	(7, 1)	2.0		7	1	1	1	2	0	0	0	0	0	1	23	30	4.50	0.500

PITCHER	IP	WLS	BF	H	R	ER	SO	BB	IBB	HBP	BLK	WP	HR	S	P	ERA	WHIP

Washington Nationals @ Pittsburgh Pirates

PNC Park, Pittsburgh, PA

Thu May 10 2012, 7:06 PM - 9:45 PM EDT

Att. 15,381 - Cloudy - 60 F

livebaseballscorecards.com

TOP

Batter	1	2	3	4	5	6	7	8	9	AB	R	H	RBI	BB	SO	LOB
20 Ian Desmond, R (1, 6) OBP: 0.284, SLG: 0.418	X FF 90 0-0 ① F9		C SL 88 X SL 88 0-1 ② F9		X SL 87 0-0 ③ P4		B FF 89 X SL 87 1-0 ③ F8		B FF 92 F FF 92 X CU 78 1-1 ③ F8	5	0	0	0	0	0	3
2 Roger Bernadina, L (1, 7) OBP: 0.295, SLG: 0.340	B FF 90 X FF 89 1-0 ② G4-3		C FF 89 B CH 85 X CH 87 1-1 ③ G3			L SI 90 B SL 86 B SI 90 B CH 86 X SI 89 3-1 HR		X SL 82 0-0 ① B1-3		4	1	1	1	0	0	1
11 Ryan Zimmerman, R (1, 5) OBP: 0.321, SLG: 0.343	F FC 90 C SI 90 B FF 90 B SI 91 X FF 90 2-2 1B			F FF 88 X CU 77 0-1 ① G6-3		B CU 78 C SL 88 B FF 90 B SL 88 F FF 88 B FF 87 4-2 25 HR BB		C SI 92 C SI 91 S SI 93 0-3 ② K		3	1	1	0	1	1	0
25 Adam LaRoche, L (1, 3) OBP: 0.421, SLG: 0.582	X SI 89 0-0 ③ G4-3			B CH 84 B SL 88 B CH 86 C SI 90 B SI 90 4-1 34 1B BB		C SL 87 X SL 86 0-1 1-H HR		X SI 93 0-0 2B		3	1	2	2	1	0	1
34 Bryce Harper, L (1, 9) OBP: 0.370, SLG: 0.421		X FF 90 0-0 ① G4-3		X CH 86 0-0 8 G4-6-3 1-2 1B		B CU 76 B SI 90 F CH 87 F SL 87 F SL 88 X SI 90 2-2 ① F8		B SL 84 C SL 83 B SI 93 C SL 84 S SI 94 2-3 ③ K		4	0	1	0	0	1	1
8 Danny Espinosa, S (1, 4) OBP: 0.280, SLG: 0.245		B FF 90 F FF 90 C SI 90 X SL 86 1-2 24 CS 1B		S CU 77 X CU 75 0-1 ② ③ G4-6-3 1-2f		S SI 91 S CU 77 X FF 90 0-2 ② F8			C CU 77 C CU 77 B FF 93 X CU 78 1-2 ① G4-3	4	0	1	0	0	0	2
24 Rick Ankiel, L (1, 8) OBP: 0.296, SLG: 0.449		C SL 87 B CH 85 B CH 84 S SL 87 F SL 86 B CH 85 S FF 91 3-3 ② ③ K 1-2			X SI 89 0-0 ① F7	X CH 86 0-0 ③ G4-3			X SL 87 0-0 HR	4	1	1	1	0	1	1
26 Jesus Flores, R (1, 2) OBP: 0.263, SLG: 0.235			B FF 88 F FF 90 F FF 90 F SL 87 X SL 85 1-2 ① G3-1		F SI 90 B SL 88 F SL 87 X CU 77 1-2 ② G1-3		F SL 86 F FF 87 X SL 86 0-2 ① G6-3		B FF 92 S FF 91 X FF 92 1-1 ② F8	4	0	0	0	0	0	0
37 Stephen Strasburg, R (1, 1) OBP: 0.357, SLG: 0.538 1 Steve Lombardozzi, S (7, PH) OBP: 0.377, SLG: 0.444 52 Ryan Mattheus, R (7, 1) 36 Tyler Clippard, R (8, 1) 18 Chad Tracy, L (9, PH) OBP: 0.316, SLG: 0.462 63 Henry Alberto Rodriguez, R (9, 1)			F SI 89 H CH 87 1-1 HBP		B FF 88 X FF 89 1-0 2B		F SL 86 X CH 86 0-1 ② G4-3		X SI 92 0-0 1B	1 1 0 0 1 0	0 0 0 0 0 0	1 0 0 0 1 0	0 0 0 0 0 0	0 0 0 0 0 0	0 0 0 0 0 0	0 0 0 0 0 0
Inning Stats	R: 0 E: 0 K: 0 S: 6 H: 1 LOB: 1 BB: 0 P: 9	R: 0 E: 0 K: 1 S: 8 H: 1 LOB: 0 BB: 0 P: 12	R: 0 E: 0 K: 0 S: 9 H: 0 LOB: 1 BB: 0 P: 12	R: 0 E: 0 K: 0 S: 6 H: 1 LOB: 1 BB: 1 P: 10	R: 0 E: 0 K: 0 S: 6 H: 1 LOB: 1 BB: 0 P: 8	R: 3 E: 0 K: 0 S: 14 H: 2 LOB: 0 BB: 1 P: 23	R: 0 E: 0 K: 0 S: 6 H: 0 LOB: 0 BB: 0 P: 7	R: 0 E: 0 K: 2 S: 8 H: 1 LOB: 1 BB: 0 P: 10	R: 1 E: 0 K: 0 S: 9 H: 2 LOB: 1 BB: 0 P: 12	1B: 4 2B: 2 3B: 0 HR: 3 SF: 0 SAC: 0 DP: 1 HBP: 1						

	AB	34
	R	4
	H	9
	RBI	4
	BB	2
	SO	3
	LOB	9

WP: 0 PB: 0 SB: 0 CS: 1 PA: 37

PITCHER		IP	WLS	BF	H	R	ER	SO	BB	IBB	HBP	BLK	WP	HR	S	P	ERA	WHIP
29 Kevin Correia, R ERA: 3.47	(1, 1)	7.0	L	28	6	3	3	1	2	0	1	0	0	2	55	81	3.86	1.143
44 Tony Watson, L ERA: 5.4	(8, 1)	1.0		4	1	0	0	2	0	0	0	0	0	0	8	10	0.00	1.000
30 Chris Resop, R ERA: 3.29	(9, 1)	1.0		5	2	1	1	0	0	0	0	0	0	1	9	12	9.00	2.000

PITCHER	IP	WLS	BF	H	R	ER	SO	BB	IBB	HBP	BLK	WP	HR	S	P	ERA	WHIP

Washington Nationals @ Pittsburgh Pirates

PNC Park, Pittsburgh, PA

Thu May 10 2012, 7:06 PM - 9:45 PM EDT

Att. 15,381 - Cloudy - 60 F

livebaseballscorecards.com

BOTTOM

Batter	1	2	3	4	5	6	7	8	9	AB	R	H	RBI	BB	SO	LOB
31 Jose Tabata, R (1, 9) OBP: 0.288, SLG: 0.317	X FF 95 0-0 7 G6-4-3 1B			X FF 96 0-0 7 SH2-3 22 E 1B		B CU 81 X CU 81 1-0 ① G6-3		B FC 86 B CH 79 S CH 79 B FF 92 C FF 91 F FF 92 X CH 81 3-2 ① G5-3		4	1	2	0	0	0	0
7 Alex Presley, L (1, 7) OBP: 0.261, SLG: 0.333	L FF 94 B SI 93 B SI 93 X FF 94 2-1 ① ② G6-4-3 1-2f			X FF 95 0-0 ① SH2-3 1-2		B SI 95 B FF 96 C FF 96 S CU 83 B CH 89 C FF 96 3-3 ② K		S CH 80 C CH 81 B FF 91 C FF 92 1-3 ② K		3	0	0	0	0	2	1
22 Andrew McCutchen, R (1, 8) OBP: 0.397, SLG: 0.466	B FF 96 C CU 80 B CH 90 F SI 96 S FF 97 2-3 ③ K			C CU 79 X CH 88 0-1 E9 18 1B 1B 2-H		F SI 95 C SI 95 B CU 82 B FF 97 B CU 83 F CU 81 B CU 82 4-2 18 BB 24 BB BB		X FC 88 0-0 ③ F8		3	1	1	1	1	1	0
24 Pedro Alvarez, L (1, 5) OBP: 0.286, SLG: 0.500		T FF 95 S CH 88 T FF 97 0-2 ① K		B FF 95 C CU 80 B FF 95 S CH 88 B FF 95 S CH 88 3-3 ② K		B FF 94 B CU 81 C FF 95 B CH 88 B FF 95 4-1 18 BB 1-2 BB			X SI 96 0-0 ① F8	3	0	0	0	1	2	1
18 Neil Walker, S (1, 4) OBP: 0.348, SLG: 0.346		C FF 97 S FF 96 B FF 97 S CH 90 1-3 ② K2-3		B FF 95 C FF 96 S FF 96 F CH 89 F CU 80 X FF 96 1-2 46 2-6 1B 2-H		B FF 92 B SI 93 B CH 87 B FF 93 4-0 1-2 2-3 BB			B SI 96 C SI 97 B CH 89 F FF 96 S FF 98 2-3 K 14 DI	3	0	1	1	1	2	0
46 Garrett Jones, L (1, 3) OBP: 0.289, SLG: 0.500		C CU 81 F CH 89 S FF 97 0-3 ③ K		B FF 96 B FF 95 D CH 90 3-0 ③ 2-6 1-2	F CH 89 B CH 88 F FF 96 S CU 81 1-3 ① K2-3	F CU 80 B FF 95 S FF 94 F CU 82 B CH 89 T FF 96 2-2 ③ K			S SI 97 B SI 96 D CH 89 F FF 97 D SL 82 X FF 97 3-2 ② F9	4	0	0	0	0	3	4
12 Clint Barmes, R (1, 6) OBP: 0.188, SLG: 0.293 14 Casey McGehee, R (9, PH) OBP: 0.312, SLG: 0.329			B FF 97 B CH 89 F FF 96 S FF 98 B CU 82 C FF 97 3-3 ① K		B CU 81 S FF 97 F FF 98 B FF 97 S CH 90 2-3 ② K		B SI 94 F FF 92 C FC 88 X FF 92 2-2 F8		D SL 81 B FF 96 S FF 98 X FF 98 2-1 ③ G4-3 1-2	3 1	0 0	0 0	0 0	0 0	2 0	0 1
55 Michael McKenry, R (1, 2) OBP: 0.308, SLG: 0.353			C FF 97 C CU 82 B FF 97 B CU 83 T FF 98 2-2 ② K		C FF 96 C CU 80 F FF 96 B CH 90 B CH 90 X FF 97 2-2 2B		B SI 93 S FC 87 C SI 94 B FC 88 B FS 84 X FF 93 3-2 ② L4			3	0	1	0	0	1	0
29 Kevin Correia, R (1, 1) OBP: 0.200, SLG: 0.200 2 Nate McLouth, L (7, PH) OBP: 0.295, SLG: 0.256 44 Tony Watson, L (8, 1) 30 Chris Resop, R (9, 1)			C FF 96 F FF 97 F FF 97 B CU 80 C CU 80 1-3 ③ K		F FF 96 S CU 80 S CU 80 0-3 ③ K		B SI 94 C SI 94 B SL 82 X SI 93 2-1 ③ F7			2 1 0 0	0 0 0 0	0 0 0 0	0 0 0 0	0 0 0 0	2 0 0 0	1 0 0 0

Inning Stats	1	2	3	4	5	6	7	8	9
	R: 0 E: 0 K: 1 S: 6 H: 1 LOB: 0 BB: 0 P: 10	R: 0 E: 0 K: 3 S: 9 H: 0 LOB: 0 BB: 0 P: 10	R: 0 E: 0 K: 3 S: 10 H: 0 LOB: 0 BB: 0 P: 16	R: 2 E: 1 K: 1 S: 12 H: 3 LOB: 1 BB: 0 P: 19	R: 0 E: 0 K: 3 S: 13 H: 1 LOB: 1 BB: 0 P: 18	R: 0 E: 0 K: 2 S: 12 H: 0 LOB: 3 BB: 3 P: 30	R: 0 E: 0 K: 0 S: 8 H: 0 LOB: 0 BB: 0 P: 15	R: 0 E: 0 K: 1 S: 8 H: 0 LOB: 0 BB: 0 P: 12	R: 0 E: 0 K: 1 S: 9 H: 0 LOB: 1 BB: 0 P: 16

1B: 4	SF: 0
2B: 1	SAC: 1
3B: 0	DP: 1
HR: 0	HBP: 0
WP: 0	PA: 34
PB: 0	
SB: 0	
CS: 0	

AB	30
R	2
H	5
RBI	2
BB	3
SO	15
LOB	8

PITCHER		IP	WLS	BF	H	R	ER	SO	BB	IBB	HBP	BLK	WP	HR	S	P	ERA	WHIP
37 Stephen Strasburg, R ERA: 1.64	(1, 1)	6.0	W	25	5	2	1	13	3	0	0	0	0	0	62	103	1.50	1.333
52 Ryan Mattheus, R ERA: 2.4	(7, 1)	1.0	H	3	0	0	0	0	0	0	0	0	0	0	8	15	0.00	0.000
36 Tyler Clippard, R ERA: 3.86	(8, 1)	1.0	H	3	0	0	0	1	0	0	0	0	0	0	8	12	0.00	0.000
63 Henry Alberto Rodriguez, R ERA: 2.63	(9, 1)	1.0	S	4	0	0	0	1	0	0	0	0	0	0	9	16	0.00	0.000

PITCHER	IP	WLS	BF	H	R	ER	SO	BB	IBB	HBP	BLK	WP	HR	S	P	ERA	WHIP

Houston Astros @ Pittsburgh Pirates

PNC Park, Pittsburgh, PA

Fri May 11 2012, 7:08 PM - 9:48 PM EDT

Att. 19,878 - Clear - 70 F

TOP

livebaseballscorecards.com

Batter	1	2	3	4	5	6	7	8	9	AB	R	H	RBI	BB	SO	LOB
1 Jordan Schafer, L (1, 8) OBP: 0.341, SLG: 0.333	T FF 92 F FF 92 S CU 77 0-3 K2-3		C FF 91 X SL 79 0-1 P4			C SI 91 F CU 75 B SI 92 F SL 80 B CU 76 T SI 92 2-2 K		B SI 91 C FF 92 S FF 92 B CU 76 B FF 90 F FF 92 T FF 91 3-2 K		4	0	0	0	0	3	0
4 Jed Lowrie, S (1, 6) OBP: 0.382, SLG: 0.474	C FF 92 B CU 76 F SL 79 B CU 78 S SL 80 2-3 K2-3		F SL 79 C FF 93 X CU 78 0-2 G3-1			C SI 91 C FF 92 B SL 80 X CU 77 1-2 2B			B SI 93 C SI 93 C SI 93 F SI 94 B CH 86 F SI 94 F SI 93 B SI 93 F SI 93 3-2 X SI 91 G4-3	4	0	1	0	0	1	0
27 Jose Altuve, R (1, 4) OBP: 0.373, SLG: 0.480	B SL 79 B FF 93 B SI 92 C FF 92 F FF 93 F FF 94 F FF 93 B SL 80 4-2 BB		B FF 90 B FF 92 X SI 92 2-0 G5-3			F FF 93 X SL 80 0-1 G5-3			F SI 92 F SI 93 F SL 83 B SL 84 B SI 94 F SI 93 X SI 92 2-2 F7	3	0	0	0	1	0	0
45 Carlos Lee, R (1, 3) OBP: 0.336, SLG: 0.373	X SI 92 0-0 F9			B FF 91 F FF 92 X FF 92 1-1 G6-3			C SI 88 C SL 79 B CU 76 S FF 92 1-3 K		S SL 83 X SI 93 0-1 G5-3	4	0	0	0	0	1	1
19 Brian Bogusevic, L (1, 9) OBP: 0.336, SLG: 0.347		B SI 92 B FF 92 F FF 92 X FF 92 2-1 23 1B 44 G5-4-3 1B		C FF 93 S CU 76 X CU 77 0-2 G1-3			F SI 91 C FF 91 F SI 92 X SI 93 0-2 F9			3	1	1	0	0	0	0
23 Chris Johnson, R (1, 5) OBP: 0.339, SLG: 0.478		C SL 78 1 SAFE C FF 92 X FF 93 0-2 44 G5-4-3 1-3 1B		C SL 79 X CU 77 0-1 G5-3			B FF 92 C SI 91 F SL 78 B SL 80 F FF 93 B FF 94 X FF 92 3-2 44 FC5-4 1B			3	0	2	0	0	0	0
44 Justin Maxwell, R (1, 7) OBP: 0.325, SLG: 0.417 59 Wilton Lopez, R (7, 1) 39 Brett Myers, R (9, 1)		D SL 79 X SL 79 1-0 G5-4-3 1-2f 3-H			B FF 90 B SI 92 F FF 92 F SI 92 B FF 91 F SI 92 F SL 79 S SI 92 3-3 K		B CU 74 1 SAFE F SI 92 F SI 92 X CU 78 1-2 FC5-4 1-2f			3 0 0	0 0 0	0 0 0	0 0 0	1 0 0	2 0 0	0 0 0
15 Jason Castro, L (1, 2) OBP: 0.284, SLG: 0.279		B FF 93 B CH 83 B FF 93 B FF 91 4-0 20 FC6-4 BB			F SI 92 S SI 92 B CU 78 X CU 76 1-2 G4-3			X SL 78 0-0 F9		2	0	0	0	1	0	0
20 Bud Norris, R (1, 1) OBP: 0.143, SLG: 0.231 53 Wesley Wright, R (7, 1) 6 Travis Buck, L (7, 7) OBP: 0.333, SLG: 0.388		X SI 92 0-0 FC6-4 1-2f			B SI 92 C SI 92 S SL 80 S SL 80 1-3 K			B SI 91 S FF 91 S CU 75 B FF 91 S CU 75 2-3 K		2 0 1	0 0 0	0 0 0	0 0 0	1 0 1	1 0 0	1 0 0
Inning Stats	R: 0 E: 0 K: 2 S: 11 H: 0 LOB: 1 BB: 1 P: 17	R: 1 E: 0 K: 0 S: 7 H: 2 LOB: 1 BB: 1 P: 14	R: 0 E: 0 K: 0 S: 6 H: 0 LOB: 0 BB: 0 P: 8	R: 0 E: 0 K: 0 S: 7 H: 0 LOB: 0 BB: 0 P: 8	R: 0 E: 0 K: 2 S: 11 H: 0 LOB: 0 BB: 0 P: 16	R: 0 E: 0 K: 1 S: 9 H: 1 LOB: 0 BB: 0 P: 12	R: 0 E: 0 K: 1 S: 14 H: 1 LOB: 1 BB: 0 P: 19	R: 0 E: 0 K: 2 S: 8 H: 0 LOB: 0 BB: 0 P: 13	R: 0 E: 0 K: 0 S: 14 H: 0 LOB: 0 BB: 0 P: 19	1B: 3 2B: 1 3B: 0 HR: 0 SF: 0 SAC: 0 DP: 1 HBP: 0						

PITCHER		IP	WLS	BF	H	R	ER	SO	BB	IBB	HBP	BLK	WP	HR	S	P	ERA	WHIP
53 James McDonald, R ERA: 2.42	(1, 1)	8.0	L	28	4	1	1	8	2	0	0	0	0	0	73	107	1.12	0.750
48 Jared Hughes, R ERA: 1.53	(9, 1)	1.0		3	0	0	0	0	0	0	0	0	0	0	14	19	0.00	0.000

PITCHER	IP	WLS	BF	H	R	ER	SO	BB	IBB	HBP	BLK	WP	HR	S	P	ERA	WHIP

AB	29
R	1
H	4
RBI	0
BB	2
SO	8
LOB	4

WP: 0 PB: 0 SB: 0 CS: 0 PA: 31

Batter	1	2	3	4	5	6	7	8	9	AB	R	H	RBI	BB	SO	LOB
31 Jose Tabata, R (1, 9) OBP: 0.287, SLG: 0.333	C FF 89 F SL 82 B FF 92 B FF 91 X SL 85 2-2 ① F9			X FF 88 0-0 22 FC6-2 3B		C SL 86 B FF 92 F SL 84 B FF 93 F SL 83 B FF 93 S FF 92 3-3 ① K			S SL 85 B SL 85 B FF 90 F SL 85 X CU 75 2-2 ① G6-3	4	0	1	0	0	1	3
2 Nate McLouth, L (1, 7) OBP: 0.271, SLG: 0.233	B SI 90 S FF 91 B SL 84 C FF 91 S SL 85 2-3 ② K			X CH 86 0-0 ① P5		B FF 93 D SL 84 C FF 92 B SL 86 F FF 92 F FF 92 X FF 93 3-2 ② F4			C CU 75 F CU 76 B FF 92 X CU 77 1-2 ② G4-3	4	0	0	0	0	1	4
22 Andrew McCutchen, R (1, 8) OBP: 0.383, SLG: 0.449	C SL 84 B SL 83 B FF 91 C FF 92 C FF 92 2-3 ③ K			B SL 82 B FF 91 T SL 84 S SL 84 X SL 86 2-2 ② FC6-2 24 CS 3-H		B SL 84 S FF 92 B FF 93 F SL 86 F FF 93 S SL 85 2-3 ③ K			B SL 85 X SL 84 1-0 ③ F9	4	0	0	0	0	2	4
24 Pedro Alvarez, L (1, 5) OBP: 0.277, SLG: 0.484		C FF 90 B CH 84 C SI 90 S SI 92 1-3 ① K		F SI 89 B FF 93 1-1 ③ CS 1-2	C SL 81 B FF 90 B SL 82 F SI 91 C SL 84 2-3 ① K		C FF 90 S SL 83 S SL 82 0-3 ① K			3	0	0	0	0	3	0
18 Neil Walker, S (1, 4) OBP: 0.339, SLG: 0.336		B SI 91 C FF 91 B SL 85 F SI 91 F CH 86 B FF 92 X FF 91 3-2 ② F8			C SI 91 X SL 83 0-1 ② F8		X SI 89 0-0 ② G6-3			3	0	0	0	0	0	0
46 Garrett Jones, L (1, 3) OBP: 0.282, SLG: 0.486 14 Casey McGehee, R (7, PH) OBP: 0.308, SLG: 0.324 (8, 3)		C SL 85 B SI 90 B SI 90 B SL 84 X FF 90 3-1 ③ F8			C FF 91 X CH 85 0-1 ③ F8		T FF 92 C SL 82 B SL 82 B SI 91 C FF 93 2-3 ③ K			2	0	0	0	0	0	0
										1	0	0	0	0	1	0
26 Rod Barajas, R (1, 2) OBP: 0.213, SLG: 0.257 5 Josh Harrison, R (8, PR) OBP: 0.207, SLG: 0.286 55 Michael McKenry, R (9, 2) OBP: 0.308, SLG: 0.353			C SI 89 S SL 83 X SL 81 0-2 ① F7		S SL 82 B SL 83 F FF 91 X SL 84 1-2 12 1B 2B			B SL 81 B SI 91 C SI 91 X SI 91 2-2 12 G6-3 1B		3	0	2	0	0	0	0
										0	0	0	0	0	0	0
										0	0	0	0	0	0	0
12 Clint Barmes, R (1, 6) OBP: 0.192, SLG: 0.295			B SL 82 B FF 90 F FF 90 F FF 90 S SL 84 2-3 ② K		C SL 81 D SL 83 S FF 91 F SL 84 F FF 91 F FF 90 X SL 84 1-2 53 SH 2-3 1B			B SI 90 L SI 90 1 SAFE 1 SAFE L SI 89 F SI 90 1 SAFE X SI 90 1-2 ①② G6-3 1-2		3	0	1	0	0	1	1
53 James McDonald, L (1, 1) OBP: 0.231, SLG: 0.167 7 Alex Presley, L (8, PH) OBP: 0.259, SLG: 0.330 48 Jared Hughes, R (9, 1)			S SI 90 B FF 91 T SI 91 S SL 84 1-3 ③ K		B FF 90 X FF 89 1-0 SH 1-2			T SI 94 C SI 92 B SI 93 B SI 92 B FS 85 F SI 92 S SI 93 3-3 ③ K		1	0	0	0	0	1	0
										1	0	0	0	0	1	1
										0	0	0	0	0	0	0
Inning Stats	R: 0 E: 0 K: 2 S: 9 H: 0 LOB: 0 BB: 0 P: 15	R: 0 E: 0 K: 1 S: 9 H: 0 LOB: 0 BB: 0 P: 16	R: 0 E: 0 K: 2 S: 9 H: 0 LOB: 0 BB: 0 P: 12	R: 0 E: 0 K: 0 S: 6 H: 1 LOB: 0 BB: 0 P: 9	R: 0 E: 0 K: 1 S: 7 H: 0 LOB: 0 BB: 0 P: 9	R: 0 E: 1 K: 2 S: 22 H: 2 LOB: 3 BB: 0 P: 33	R: 0 E: 0 K: 2 S: 7 H: 0 LOB: 0 BB: 0 P: 9	R: 0 E: 0 K: 1 S: 11 H: 1 LOB: 1 BB: 0 P: 17	R: 0 E: 0 K: 0 S: 7 H: 0 LOB: 0 BB: 0 P: 11	1B: 2 2B: 1 3B: 1 HR: 0 SF: 0 SAC: 1 DP: 0 HBP: 0						

PITCHER		IP	WLS	BF	H	R	ER	SO	BB	IBB	HBP	BLK	WP	HR	S	P	ERA	WHIP
20 Bud Norris, R ERA: 3.95	(1, 1)	6.0	W	21	3	0	0	8	0	0	0	0	0	0	62	94	0.00	0.500
53 Wesley Wright, L ERA: 3.52	(7, 1)	0.2	H	2	0	0	0	1	0	0	0	0	0	0	4	4	0.00	0.000
59 Wilton Lopez, R ERA: 1.83	(7, 1)	1.1	H	4	1	0	0	2	0	0	0	0	0	0	14	22	0.00	0.750
39 Brett Myers, R ERA: 0.77	(9, 1)	1.0	S	3	0	0	0	0	0	0	0	0	0	0	7	11	0.00	0.000

PITCHER	IP	WLS	BF	H	R	ER	SO	BB	IBB	HBP	BLK	WP	HR	S	P	ERA	WHIP

BOTTOM

Houston Astros @ Pittsburgh Pirates

PNC Park, Pittsburgh, PA

Fri May 11 2012, 7:08 PM - 9:48 PM EDT

Att. 19,878 - Clear - 70 F

livebaseballscorecards.com

AB	29
R	0
H	4
RBI	0
BB	0
SO	11
LOB	13

WP: 0 PA: 31
PB: 0
SB: 0
CS: 1

Batter	1	2	3	4	5	6	7	8	9	AB	R	H	RBI	BB	SO	LOB
1 Jordan Schafer, L (1, 8) OBP: 0.346, SLG: 0.348	F SI 93 B FF 91 F FF 92 B SI 94 X CU 80 2-2 ① G5-3		B SI 91 B SI 92 X SI 90 2-0 27 F9-3 1B		F CU 78 X FC 85 0-1 3-H 2B		C SI 93 X SL 85 0-1 ② F8			4	0	2	1	0	0	1
4 Jed Lowrie, S (1, 6) OBP: 0.377, SLG: 0.465	C SI 92 B FC 89 B CU 78 X SI 93 2-1 27 G6-3 1B		X SI 89 0-0 ① L5		B CU 77 C CU 78 S CU 76 B FF 90 F CU 76 X SI 90 2-2 ③ G4-3		B SI 93 X SI 94 1-0 ③ F8			4	0	1	0	0	0	3
27 Jose Altuve, R (1, 4) OBP: 0.370, SLG: 0.472	B FF 92 1 SAFE F SI 91 C SI 90 X CU 79 1-2 ② G6-3 1-2		B SI 91 1 SAFE F SI 89 F FS 82 F SI 88 X CU 78 1-2 ②③ F9-3 1-1			X SI 90 0-0 19 1B 45 1B 44 FC6-5 1B		X SI 92 0-0 ① G5-3		4	1	1	0	0	0	2
45 Carlos Lee, R (1, 3) OBP: 0.333, SLG: 0.368	C SI 89 B SI 92 B CU 78 X SI 91 2-1 ③ G5-3			B FS 82 X SI 91 1-0 ① G5-3		B SI 88 1 SAFE F SI 87 X SI 89 1-1 44 FC6-5 19 1B 1-2 1B		B SI 91 B CH 85 B SI 92 C SI 93 X SI 93 3-1 ② G4-3		4	0	1	0	0	0	1
19 Brian Bogusevic, L (1, 9) OBP: 0.342, SLG: 0.354		B FF 93 C FF 91 B FS 83 S FC 88 F CU 78 B FF 92 F FC 85 X SI 91 3-2 44 G6-3 1B		C FC 84 S CU 78 B FS 80 F FF 90 X CU 75 1-2 ② G3		X CU 78 0-0 44 FC6-5 1-2 2-3 1B		X SI 93 0-0 ③ G6-3		4	0	2	0	0	0	0
44 Justin Maxwell, R (1, 7) OBP: 0.295, SLG: 0.375		F SI 91 1 SAFE B SI 90 1 SAFE B SI 89 1 SAFE F SI 91 B CU 79 X SI 92 3-2 ① G6-3 1-2		S SI 90 B FS 82 S SI 90 X SI 91 1-2 ③ G6-3		B SI 89 B SI 90 F SI 90 F SI 89 X SI 90 2-2 ① FC6-5 16 G6-4-3 1-2 2-3f 3-H		B FF 94 C FF 93 S FC 90 C FF 95 1-3 ① K		4	0	0	1	0	1	3
16 Matt Downs, R (1, 5) OBP: 0.217, SLG: 0.409		B CU 79 B CU 79 B SI 91 X SI 91 3-0 ② G5-3			F SI 90 X FS 82 0-1 ① F7	X SI 89 0-0 ②③ G6-4-3 1-2f			B FF 94 C FC 88 F FF 94 X FC 90 1-2 6 DI 1B	4	0	1	0	0	0	3
18 Chris Snyder, R (1, 2) OBP: 0.255, SLG: 0.229		I IN 66 I IN 72 I IN 73 I IN 75 4-0 IBB			B SI 91 X SI 90 1-0 E5 30 G4-3 1 2B		B FF 91 C FF 91 X FF 91 1-1 2B		C FC 89 X FF 94 0-1 ② F8	3	1	1	0	1	0	1
30 J.A. Happ, L (1, 1) OBP: 0.287, SLG: 0.154 55 Rhiner Cruz, R (6, 1) 58 Fernando Abad, L (6, 1) 9 Marwin Gonzalez, S (7, PH) OBP: 0.250, SLG: 0.302 28 David Carpenter, R (7, 1) 37 Brandon Lyon, R (8, 1) 6 Travis Buck, L (9, PH) OBP: 0.327, SLG: 0.380		C SI 91 C FC 85 B CU 79 B FF 91 X SI 91 2-2 ③ G1-3		X SI 91 0-0 ② G4-3 2-3		C FF 91 C CU 80 F FF 92 D SI 93 S CU 81 1-3 ① K		C SL 78 B FF 93 X CH 86 1-1 ③ F7 1-2	2 0 0 1 0 0 1	0 0 0 0 0 0 0	0 0 0 0 0 0 0	0 0 0 0 0 0 0	0 0 0 0 1 0 0	0 0 0 0 0 0 0	3 0 0 1 0 0 1
Inning Stats	R: 0 E: 0 K: 0 S: 10 H: 1 LOB: 1 BB: 0 P: 17	R: 0 E: 0 K: 0 S: 12 H: 1 LOB: 2 BB: 1 P: 27	R: 0 E: 0 K: 0 S: 6 H: 1 LOB: 0 BB: 0 P: 9	R: 0 E: 0 K: 0 S: 8 H: 0 LOB: 0 BB: 0 P: 11	R: 1 E: 1 K: 0 S: 10 H: 1 LOB: 1 BB: 0 P: 13	R: 1 E: 0 K: 0 S: 8 H: 3 LOB: 1 BB: 0 P: 11	R: 0 E: 0 K: 1 S: 9 H: 1 LOB: 1 BB: 0 P: 12	R: 0 E: 0 K: 0 S: 4 H: 0 LOB: 0 BB: 0 P: 7	R: 0 E: 0 K: 1 S: 10 H: 1 LOB: 1 BB: 0 P: 13	1B: 7 2B: 3 3B: 0 HR: 0 SF: 0 SAC: 0 DP: 2 HBP: 0						

PITCHER		IP	WLS	BF	H	R	ER	SO	BB	IBB	HBP	BLK	WP	HR	S	P	ERA	WHIP
50 Charlie Morton, R ERA: 4.05	(1, 1)	6.0	W	25	7	2	1	0	0	1	0	0	0	0	54	88	1.50	1.167
30 Chris Resop, R ERA: 3.21	(7, 1)	0.1	H	2	1	0	0	1	0	0	0	0	0	0	6	8	0.00	3.000
44 Tony Watson, L ERA: 4.63	(7, 1)	1.2	H	5	0	0	0	0	0	0	0	0	0	0	7	11	0.00	0.000
37 Juan Cruz, R ERA: 0.69	(9, 1)	1.0	S	4	1	0	0	1	0	0	0	0	0	0	10	13	0.00	1.000

PITCHER	IP	WLS	BF	H	R	ER	SO	BB	IBB	HBP	BLK	WP	HR	S	P	ERA	WHIP

Houston Astros @ Pittsburgh Pirates

PNC Park, Pittsburgh, PA

Sat May 12 2012, 7:08 PM - 10:06 PM EDT

Att. 34,187 - Cloudy - 72 F

TOP

livebaseballscorecards.com

AB	35
R	2
H	9
RBI	2
BB	1
SO	2
LOB	19

WP: 0	PA: 36		
PB: 0			
SB: 0			
CS: 0			

Houston Astros @ Pittsburgh Pirates

PNC Park, Pittsburgh, PA

Sat May 12 2012, 7:08 PM - 10:06 PM EDT

Att. 34,187 - Cloudy - 72 F

livebaseballscorecards.com

BOTTOM

Batter	1	2	3	4	5	6	7	8	9	AB	R	H	RBI	BB	SO	LOB
31 Jose Tabata, R (1, 7) (7, 9) OBP: 0.294, SLG: 0.384	F FF 88 F FF 90 B CU 77 F FF 90 X SL 84 1-2 18 SF9 3B		B CU 74 X FF 89 1-0 ① F9		C FF 88 S FF 89 B FF 91 B CU 77 B CU 75 X FF 91 3-2 HR		B SL 83 S FF 94 F FF 95 X SL 85 1-2 ① P3			4	2	2	1	0	0	0
18 Neil Walker, S (1, 4) OBP: 0.328, SLG: 0.327	B FF 90 X SL 84 1-0 ① SF9 3-H		C FF 90 B FF 91 B CU 76 X FF 89 2-1 ② F8		X CH 82 0-0 ③ P3		B FF 95 B FF 95 F FF 94 F FF 94 F FF 94 X SL 87 2-2 ② F9			3	0	0	1	0	0	0
22 Andrew McCutchen, R (1, 8) OBP: 0.403, SLG: 0.495	B FF 89 C FF 90 B FF 90 X CH 83 2-1 14 S 24 G4-3 1B		B CU 76 F FF 90 F CU 75 X FF 89 1-2 HR			B CH 80 F FF 88 F CH 80 B CU 76 X FF 89 2-2 24 2B 46 FC4-2 1B	C FF 96 B SL 86 B FF 94 C FF 94 F FF 96 X FF 94 2-2 24 BB 1B			4	1	4	1	0	0	0
24 Pedro Alvarez, L (1, 5) OBP: 0.286, SLG: 0.489	S FF 89 1 SAFE C SL 84 F SL 85 F FF 91 X CU 76 0-2 ② G4-3 1-2		F SL 83 C FF 90 F FF 91 F CU 77 S CU 78 0-3 ③ K			C FF 90 X FF 90 0-1 46 FC4-2 12 SF8 1-3 2B	P PO 85 F FF 94 B FF 94 F FF 94 1 SAFE 1 SAFE B SL 84 F FF 94 B FF 95 4-2 1-2 BB			3	1	1	0	1	1	1
14 Casey McGehee, R (1, 3) OBP: 0.317, SLG: 0.315	C FF 91 B FF 91 B CU 75 B FF 91 S FF 91 F FF 91 F FF 91 B FF 92 4-2 36 S 2-3 BB			C FF 89 X CU 76 0-1 ① G3-1	C SL 77 B SI 94 D FF 93 B SL 78 B SL 78 4-1 12 SF8 46 FC4-2 55 WP BB	F FF 93 X FF 93 0-1 ③ P4			2	1	0	0	2	0	2
36 Yamaico Navarro, R (1, 9) OBP: 0.278, SLG: 0.290 46 Garrett Jones, L (6, PH) OBP: 0.278, SLG: 0.480 30 Chris Resop, R (7, 1) 44 Tony Watson, L (7, 1) 2 Nate McLouth, L (8, PH) OBP: 0.265, SLG: 0.227 37 Juan Cruz, R (9, 1)	C FF 91 S CU 77 D CU 79 F CU 78 S FF 92 1-3 ③ K 1-2			C FF 89 X CH 82 0-1 ② F8		S FF 93 F FF 94 F SI 94 B FF 94 X FF 94 1-2 ① FC4-2 55 WP 12 SF8 1-2 2-3 3-Hf		C CU 76 F FC 88 B FC 89 S FF 91 1-3 ① K	2 1 0 0 1 0	0 0 0 0 0 0	0 0 0 0 0 0	0 0 0 0 0 0	1 0 0 0 1 0	2 3 0 0 0 0
12 Clint Barmes, R (1, 6) OBP: 0.184, SLG: 0.286		C FF 89 B FF 90 S SI 89 B FF 90 F FF 90 F FF 91 X CU 76 2-2 ① G1-3		B FF 90 S FF 90 S CU 76 F CU 78 S FF 90 1-3 ③ K		F SI 94 S SL 80 X SL 80 0-2 ② SF8 1-2 2-3 3-H		S FF 91 F CU 78 X FF 91 0-2 ② F9	3	0	0	1	0	1	0
55 Michael McKenry, R (1, 2) OBP: 0.302, SLG: 0.324		B FF 90 B FF 89 C FF 89 B CH 83 X FF 90 3-1 ② F8	B FF 89 F FF 89 B CU 76 T FF 88 B FF 90 X FF 88 3-2 ① F9			D FF 94 C SI 92 B SL 78 B FF 93 F FF 93 B SI 93 4-2 2-3 3-H BB		C FC 89 B FF 90 B CU 79 C FC 88 X FF 91 2-2 ③ F9	3	0	0	0	1	0	0
50 Charlie Morton, R (1, 1) 7 Alex Presley, L (6, PH) OBP: 0.257, SLG: 0.327 (7, 7)		B FF 89 C FF 90 S FF 90 S CU 75 1-3 ③ K	B FF 88 C FF 88 F FF 88 B CU 76 F FF 89 X FF 90 2-2 ② F9			C KC 78 X KC 79 0-1 ③ G1-3			2 1	0 0	0 0	0 0	0 0	1 0	0 2
Inning Stats	R: 1 E: 0 K: 1 S: 20 H: 2 LOB: 2 BB: 1 P: 29	R: 0 E: 0 K: 1 S: 10 H: 0 LOB: 0 BB: 0 P: 16	R: 1 E: 0 K: 1 S: 11 H: 1 LOB: 0 BB: 0 P: 15	R: 0 E: 0 K: 1 S: 8 H: 0 LOB: 0 BB: 0 P: 9	R: 1 E: 0 K: 0 S: 11 H: 1 LOB: 0 BB: 0 P: 19	R: 2 E: 0 K: 0 S: 17 H: 2 LOB: 2 BB: 2 P: 28	R: 0 E: 0 K: 0 S: 17 H: 1 LOB: 2 BB: 1 P: 25	R: 0 E: 0 K: 1 S: 9 H: 0 LOB: 0 BB: 0 P: 12		1B: 3 2B: 1 3B: 1 HR: 2	SF: 2 SAC: 0 DP: 0 HBP: 0			WP: 1 PB: 0 SB: 2 CS: 0	PA: 35	

PITCHER		IP	WLS	BF	H	R	ER	SO	BB	IBB	HBP	BLK	WP	HR	S	P	ERA	WHIP
30 J.A. Happ, L ERA: 5.72	(1, 1)	5.0	L	22	6	5	5	4	1	0	0	0	0	2	65	95	9.00	1.400
55 Rhiner Cruz, R ERA: 1.74	(6, 1)	0.2		4	0	0	0	0	2	0	0	0	1	0	10	19	0.00	3.000
58 Fernando Abad, L ERA: 7.2	(6, 1)	0.1		1	0	0	0	0	0	0	0	0	0	0	2	2	0.00	0.000
28 David Carpenter, R ERA: 3.07	(7, 1)	1.0		5	1	0	0	0	1	0	0	0	0	0	17	25	0.00	2.000
37 Brandon Lyon, R ERA: 2.19	(8, 1)	1.0		3	0	0	0	1	0	0	0	0	0	0	9	12	0.00	0.000

PITCHER	IP	WLS	BF	H	R	ER	SO	BB	IBB	HBP	BLK	WP	HR	S	P	ERA	WHIP

AB	29
R	5
H	7
RBI	4
BB	4
SO	5
LOB	10

Houston Astros @ Pittsburgh Pirates

PNC Park, Pittsburgh, PA

Sun May 13 2012, 2:06 PM - 5:37 PM EDT

Att. 27,517 - Drizzle - 62 F

livebaseballscorecards.com

TOP

Batter	1	2	3	4	5	6	7	8	9	10	11	12	AB	R	H	RBI	BB	SO	LOB
1 Jordan Schafer, L (1, 8) OBP: 0.333, SLG: 0.333	F8			F7		F9		G4-3		F7			5	0	0	0	0	0	1
4 Jed Lowrie, S (1, 6) OBP: 0.361, SLG: 0.443	F8			G3		G4-3		P5			F8		5	0	0	0	0	0	0
14 J.D. Martinez, R (1, 7) OBP: 0.341, SLG: 0.346	K			G5-3			P4	G3	K		F8		4	0	0	0	0	1	0
44 Justin Maxwell, R (9, 7) OBP: 0.289, SLG: 0.366													1	0	0	0	0	0	0
45 Carlos Lee, R (1, 3) OBP: 0.336, SLG: 0.378		G4-3			23 F9 15 1B 2B		19 1B 23 1B 1B		K		F9		5	2	2	0	0	1	0
19 Brian Bogusevic, L (1, 9) OBP: 0.345, SLG: 0.350		F8			K		15 E 23 1B 1-2 1B		23 L3 BB			P6	4	0	1	0	1	1	1
23 Chris Johnson, R (1, 5) OBP: 0.333, SLG: 0.467 43 Fernando Rodriguez Jr. (1, 1)		G4-3			F9		15 E 1-2 2-H 1B		L3 1-1			K	5	0	1	1	0	1	2
													0	0	0	0	0	0	0
15 Jason Castro, L (1, 2) OBP: 0.291, SLG: 0.288			9 G3-6-1 1B		E1 3-H		1-2 2-3			F8		L7	5	0	2	1	0	0	2
9 Marwin Gonzalez, S (1, 4) OBP: 0.229, SLG: 0.277 (12, 5)			G3-6-1 1-2f		G4-3		K			G5-3			4	0	0	0	0	1	5
51 Wandy Rodriguez, S (1, 1) 39 Brett Myers, R (9, 1) 16 Matt Downs, R (10, PH) OBP: 0.294, SLG: 0.409 59 Wilton Lopez, R (10, 1) 53 Wesley Wright, R (11, 1) 27 Jose Altuve, R (12, 4) OBP: 0.370, SLG: 0.472						G5-3	G3-1			BB			3	0	0	0	0	1	3
													0	0	0	0	0	0	0
													0	0	0	0	1	0	0
													0	0	0	0	0	0	0
													0	0	0	0	0	0	0
													0	0	0	0	0	0	0

	AB	41
	R	2
	H	6
	RBI	2
	BB	2
	SO	6
	LOB	14

Inning Stats	1	2	3	4	5	6	7	8	9	10	11	12
	R: 0 H: 0 E: 0 LOB: 0 K: 1 BB: 0 S: 9 P: 11	R: 0 H: 0 E: 0 LOB: 0 K: 0 BB: 0 S: 9 P: 16	R: 0 H: 1 E: 0 LOB: 0 K: 1 BB: 0 S: 7 P: 9	R: 0 H: 0 E: 0 LOB: 0 K: 0 BB: 0 S: 6 P: 9	R: 1 H: 2 E: 0 LOB: 1 K: 1 BB: 0 S: 10 P: 13	R: 0 H: 0 E: 0 LOB: 0 K: 0 BB: 0 S: 8 P: 12	R: 1 H: 3 E: 1 LOB: 3 K: 1 BB: 0 S: 17 P: 23	R: 0 H: 0 E: 0 LOB: 0 K: 0 BB: 0 S: 7 P: 10	R: 0 H: 0 E: 0 LOB: 0 K: 1 BB: 1 S: 8 P: 14	R: 0 H: 0 E: 0 LOB: 1 K: 0 BB: 1 S: 6 P: 11	R: 0 H: 0 E: 0 LOB: 0 K: 0 BB: 0 S: 8 P: 12	R: 0 H: 0 E: 0 LOB: 0 K: 1 BB: 0 S: 7 P: 10

	1B: 5	SF: 0	WP: 0	PA: 43
	2B: 2	SAC: 0	PB: 0	
	3B: 0	DP: 2	SB: 0	
	HR: 0	HBP: 0	CS: 0	

PITCHER		IP	WLS	BF	H	R	ER	SO	BB	IBB	HBP	BLK	WP	HR	S	P	ERA	WHIP
34 A.J. Burnett, R ERA: 5.12	(1, 1)	8.0		30	6	2	2	4	0	0	0	0	0	0	73	103	2.25	0.750
39 Jason Grilli, R ERA: 2.77	(9, 1)	1.0		3	0	0	0	1	1	0	0	0	0	0	8	14	0.00	1.000
52 Joel Hanrahan, R ERA: 3.86	(10, 1)	1.0		4	0	0	0	0	1	0	0	0	0	0	6	11	0.00	1.000
37 Juan Cruz, R ERA: 0.64	(11, 1)	1.0		3	0	0	0	0	0	0	0	0	0	0	8	12	0.00	0.000
44 Tony Watson, L ERA: 4.26	(12, 1)	1.0	W	3	0	0	0	1	0	0	0	0	0	0	7	10	0.00	0.000

PITCHER	IP	WLS	BF	H	R	ER	SO	BB	IBB	HBP	BLK	WP	HR	S	P	ERA	WHIP

Houston Astros @ Pittsburgh Pirates

PNC Park, Pittsburgh, PA

Sun May 13 2012, 2:06 PM - 5:37 PM EDT

Att. 27,517 - Drizzle - 62 F

livebaseballscorecards.com

Batter	1	2	3	4	5	6	7	8	9	10	11	12	AB	R	H	RBI	BB	SO	LOB
31 Jose Tabata, R (1, 7) (10, 9) OBP: 0.290, SLG: 0.371	C FF 88 X CU 76 0-1 F9 ①		C CU 77 X FF 90 0-1 G6-3 ①			F CH 83 F FF 90 S FF 90 0-3 K ①			B FF 92 B FF 92 B FF 91 C FF 90 F SL 85 F SL 85 B FF 91 4-2 18 2B 24 SF7 BB	B SI 92 F FS 85 C SI 91 F SI 91 X SL 83 1-2 F9 ③			4	1	0	0	1	1	2
18 Neil Walker, S (1, 4) (10, 3) OBP: 0.331, SLG: 0.348	C SI 89 B CU 74 C CH 83 F CU 77 F FF 90 X FF 90 1-2 22 2B 2B		B CH 85 X SI 90 1-0 G4-3 ②			C CU 76 F SI 91 F CU 76 C FF 90 0-3 K ②			F SL 87 X CU 76 0-1 1-3 2B		C FF 91 F FS 83 F SI 91 S FS 85 0-3 K ①		5	1	2	0	0	2	0
22 Andrew McCutchen, R (1, 8) OBP: 0.403, SLG: 0.496	X SI 89 0-0 2-H 2B		C SI 90 X CU 76 0-1 G6-3 ③			C CH 84 B CU 76 X SI 90 1-1 G4-3 ③			I IN 71 I IN 72 I IN 73 I IN 81 4-0 IBB		B SL 83 B SI 92 F SI 91 C SI 92 F SI 93 S FF 93 2-3 K ②		4	0	1	1	1	1	0
24 Pedro Alvarez, L (1, 5) OBP: 0.282, SLG: 0.480	F SI 87 B CU 77 C CU 77 S CU 76 1-3 K ②			S FF 90 C SI 89 X SI 89 0-2 36 G6-4-3 1B			C CU 77 F CU 77 B SI 89 F CU 77 C FF 91 1-3 K ①		S CU 77 F CU 78 F CU 78 B FF 92 B CU 77 X CU 77 2-2 SF7 ① 3-H		F SL 81 S SL 81 S SL 84 0-3 K ③		4	0	1	1	0	3	1
14 Casey McGehee, R (1, 3) OBP: 0.318, SLG: 0.307 2 Nate McLouth, L (9, PH) OBP: 0.260, SLG: 0.222 52 Joel Hanrahan, R (10, 1) 37 Juan Cruz, R (11, 1) 44 Tony Watson, L (12, 1) 53 James McDonald, L (12, PH) OBP: 0.214, SLG: 0.154	B FF 90 F FF 90 B CU 77 F FF 89 B CU 79 D CH 85 4-2 BB			S CH 84 B FF 89 C CH 84 S FF 89 1-3 K ①			F CH 84 F FF 88 B FF 91 X FF 90 1-2 G6-3 ②		C CU 77 F SL 87 C FF 92 0-3 K ②			S FF 88 B SL 82 M SL 82 B KC 78 S SI 90 2-3 K ①	2 1 0 0 0 1	0 0 0 0 0 0	0 0 0 0 0 0	1 1 0 0 0 1	1 2 0 0 0 0	1 0 0 0 0 0
36 Yamaico Navarro, R (1, 9) OBP: 0.256, SLG: 0.265 7 Alex Presley, L (9, PH) OBP: 0.252, SLG: 0.321 (10, 7)	F FF 90 B FF 89 B FF 90 X CU 77 2-1 F9 ③			C SI 90 X SI 90 0-1 G6-4-3 ②③ 1-2f			C SI 90 B CU 76 C SI 90 X FF 91 1-2 G6-3 ③		B CU 77 B SL 86 B CU 77 C FF 90 F SL 86 X CU 77 3-2 G2-3 ③			C SL 82 F SL 84 F SI 89 F KC 78 F FF 90 B FF 91 C SL 83 1-3 K ②	3 2	0 0	0 0	0 0	0 1	3 2
26 Rod Barajas, R (1, 2) (10, 3) OBP: 0.215, SLG: 0.257 12 Clint Barmes, R (10, PR) OBP: 0.192, SLG: 0.303 (11, 3)		B SI 89 C CH 84 X CH 84 1-1 G5-3 ①			C SI 90 F CH 82 F CU 76 B CU 75 F FF 91 X CU 78 1-2 F7 ①			F SI 88 X CH 84 0-1 L4 ①		F FF 91 B SL 83 X FS 84 1-1 55 G4-3 5 SH5-4 1B		B FF 89 X FF 92 1-0 5 1B 2B	4 1	0 1	1 1	0 0	0 0	0 0	0 0
5 Josh Harrison, R (1, 6) OBP: 0.212, SLG: 0.281		C FF 90 F SI 90 B CU 77 X FF 91 1-2 G4-3 ②			X SI 90 0-0 G6-3 ②			F FF 90 B CH 84 X SI 89 1-1 F9 ②		X SI 89 0-0 SH5-4 ① 1-2		X FF 90 0-0 2-H 1B	4	0	1	1	0	0	0
34 A.J. Burnett, R (1, 1) 46 Garrett Jones, L (8, PH) OBP: 0.275, SLG: 0.474 39 Jason Grilli, R (9, 1) 55 Michael McKenry, R (10, 2) OBP: 0.295, SLG: 0.316		C FF 89 B FF 89 B CU 76 B FF 90 S FF 88 S FF 89 3-3 K ③			C FF 89 C CU 75 S CU 76 0-3 K ③			F FF 89 C CU 78 B SI 90 F CU 76 X CU 75 1-2 G4-3 ③		B FF 92 C SI 90 F SI 91 B SI 90 X SI 92 2-2 G4-3 ② 2-3			2 1 0 1	0 0 0 0	0 0 0 0	0 0 0 0	2 0 0 0	0 0 0 2	0 0 0 0
Inning Stats	R: 1 E: 0 K: 1 S: 15 H: 2 LOB: 2 BB: 1 P: 23	R: 0 E: 0 K: 1 S: 8 H: 0 LOB: 0 BB: 0 P: 13	R: 0 E: 0 K: 0 S: 5 H: 0 LOB: 0 BB: 0 P: 6	R: 0 E: 0 K: 1 S: 8 H: 1 LOB: 0 BB: 0 P: 9	R: 0 E: 0 K: 1 S: 9 H: 0 LOB: 0 BB: 0 P: 10	R: 0 E: 0 K: 2 S: 9 H: 0 LOB: 0 BB: 0 P: 10	R: 0 E: 0 K: 1 S: 10 H: 0 LOB: 0 BB: 0 P: 13	R: 0 E: 0 K: 1 S: 8 H: 0 LOB: 0 BB: 0 P: 10	R: 1 E: 0 K: 1 S: 15 H: 1 LOB: 2 BB: 2 P: 28	R: 0 E: 0 K: 0 S: 10 H: 1 LOB: 2 BB: 0 P: 14	R: 0 E: 0 K: 3 S: 11 H: 0 LOB: 0 BB: 0 P: 13	R: 1 E: 0 K: 2 S: 11 H: 2 LOB: 1 BB: 0 P: 15	1B: 3 2B: 4 3B: 0 HR: 0 SF: 1 SAC: 1 DP: 1 HBP: 0		WP: 0 PB: 0 SB: 0 CS: 0	PA: 44			

PITCHER	IP	WLS	BF	H	R	ER	SO	BB	IBB	HBP	BLK	WP	HR	S	P	ERA	WHIP
51 Wandy Rodriguez, L (1, 1) ERA: 1.99	8.0		27	3	1	1	7	1	0	0	0	0	0	72	94	1.12	0.500
39 Brett Myers, R (9, 1) ERA: 1.42	1.0	B	6	1	1	1	1	1	1	0	0	0	0	15	28	9.00	2.000
59 Wilton Lopez, R (10, 1) ERA: 1.69	1.2		6	1	0	0	2	0	0	0	0	0	0	18	24	0.00	0.600
53 Wesley Wright, L (11, 1) ERA: 3.12	1.0		3	0	0	0	3	0	0	0	0	0	0	12	15	0.00	0.000
43 Fernando Rodriguez Jr., R (12, 1) ERA: 4.15	0.0	L	2	2	1	1	0	0	0	0	0	0	0	2	3	∞	∞

PITCHER	IP	WLS	BF	H	R	ER	SO	BB	IBB	HBP	BLK	WP	HR	S	P	ERA	WHIP

AB	39
R	3
H	7
RBI	3
BB	3
SO	13
LOB	13

Batter	1	2	3	4	5	6	7	8	9	AB	R	H	RBI	BB	SO	LOB
31 Jose Tabata, R (1, 9) OBP: 0.289, SLG: 0.375	B FF 89 S FF 89 M CU 75 B CU 77 F SL 84 X FF 93 2-2 18 F9 22 SF9 2B		C SL 83 B CU 77 B FF 91 S SL 83 X FS 84 2-2 ① F7		C FF 90 F SL 87 S SL 86 0-3 ③ K		F CU 78 1 SAFE C FF 91 0-2 ③ CS 1-2	C SI 92 X SL 82 0-1 ① F8		4	1	1	0	0	1	0
18 Neil Walker, S (1, 4) OBP: 0.321, SLG: 0.336	B FF 91 C FS 82 F SL 82 X SI 92 1-2 ① F9 2-3		C SI 92 X CU 79 0-1 ② G4-3			C FF 89 B FS 83 C FF 91 X FF 90 1-2 ① F8		F SI 92 F SL 82 F SI 92 B SI 92 B CH 83 S SL 84 2-3 ② K		4	0	0	0	0	1	1
22 Andrew McCutchen, R (1, 8) OBP: 0.398, SLG: 0.492	S SL 85 X FF 93 0-1 ② SF9 3-H		B FF 92 F SL 86 F FF 92 S FS 87 1-3 ③ K			B FC 90 X SL 84 1-0 24 2B 1B		F SI 92 B SI 92 C SL 82 X SL 82 1-2 ③ P4		3	1	1	1	0	1	0
24 Pedro Alvarez, L (1, 5) OBP: 0.281, SLG: 0.480	C CU 78 S FS 86 B FF 94 S FS 86 1-3 ③ K			F FF 90 F FF 92 F FS 85 F FS 87 F SL 86 S FS 83 0-3 ① K		F FS 84 1 SAFE X FF 92 0-1 1-H 2B			C SL 75 F SL 75 F SL 75 S SL 75 0-3 ① K	4	0	1	1	0	3	0
14 Casey McGehee, R (1, 3) OBP: 0.315, SLG: 0.295		X FF 89 0-0 ① P4		B FF 92 C SL 84 B FF 93 C FS 84 B FF 94 F SL 85 F SL 86 F FF 93 F SL 87 4-2 F FF 84 B FS 84 7 FC4-6 BB		X SL 86 0-0 ② G6-3			B SI 86 X SI 86 1-0 ② G6-3	3	0	0	0	1	0	1
7 Alex Presley, L (1, 7) OBP: 0.252, SLG: 0.313		C FF 89 B FF 91 X FF 91 1-1 ② G3		L FS 84 B FS 84 1 SAFE B FF 90 F FF 90 X FS 84 2-2 ② FC4-6 1-2f		C FS 84 F SI 94 B FS 83 F FF 93 X SL 88 1-2 ③ G4-3			C SI 86 B SL 75 B FF 86 C FF 85 B SI 86 B SI 85 4-2 26 CS BB	3	0	0	0	1	0	2
26 Rod Barajas, R (1, 2) OBP: 0.232, SLG: 0.325		B FF 90 B FF 91 X FF 90 2-0 HR		1 SAFE 1 SAFE F SI 93 S SL 86 S SL 85 0-3 ③ K			B FF 89 X SL 83 1-0 12 FC1-5 2B		B SI 95 C SI 94 1-1 ③ CS 1-2	3	1	2	1	0	1	1
12 Clint Barmes, R (1, 6) OBP: 0.196, SLG: 0.304		C FF 91 C CU 79 X FF 94 0-2 1B			C CU 80 X CU 76 0-1 ① P5		X FF 90 0-0 ① FC1-5 31 CS 2-3			3	0	1	0	0	0	1
32 Brad Lincoln, L (1, 1) 36 Yamaico Navarro, R (7, PH) OBP: 0.250, SLG: 0.257 48 Jared Hughes, R (7, 1) 39 Jason Grilli, R (8, 1) 52 Joel Hanrahan, R (9, 1)		C FF 91 1 SAFE F FF 92 1 SAFE X CU 79 0-2 ③ G4-3			X FF 88 0-0 ② G4-3		B SL 85 1 SAFE X SL 84 1-0 ② F7			2 1 0 0 0	0 0 0 0 0	0 0 0 0 0	0 0 0 0 0	0 0 0 0 0	0 0 0 0 0	1 1 0 0 0
Inning Stats	R: 1 E: 0 K: 1 S: 12 H: 1 LOB: 0 BB: 0 P: 16	R: 1 E: 0 K: 0 S: 10 H: 2 LOB: 1 BB: 0 P: 13	R: 0 E: 0 K: 1 S: 8 H: 0 LOB: 0 BB: 0 P: 11	R: 0 E: 0 K: 2 S: 19 H: 0 LOB: 1 BB: 1 P: 25	R: 0 E: 0 K: 1 S: 6 H: 0 LOB: 0 BB: 0 P: 6	R: 1 E: 0 K: 0 S: 11 H: 2 LOB: 1 BB: 0 P: 14	R: 0 E: 0 K: 0 S: 5 H: 1 LOB: 0 BB: 0 P: 7	R: 0 E: 0 K: 1 S: 9 H: 0 LOB: 0 BB: 0 P: 12	R: 0 E: 0 K: 1 S: 8 H: 0 LOB: 0 BB: 1 P: 14	1B: 2 2B: 3 3B: 0 HR: 1	SF: 1 SAC: 0 DP: 0 HBP: 0			WP: 0 PB: 0 SB: 0 CS: 2	PA: 35		

TOP

Pittsburgh Pirates @ Miami Marlins

Marlins Park, Miami, FL

Mon May 14 2012, 7:11 PM - 9:51 PM EDT

Att. 25,666 - Roof Closed - 76 F

livebaseballscorecards.com

AB	30
R	3
H	6
RBI	3
BB	2
SO	7
LOB	8

PITCHER		IP	WLS	BF	H	R	ER	SO	BB	IBB	HBP	BLK	WP	HR	S	P	ERA	WHIP
19 Aníbal Sánchez, R ERA: 2.28	(1, 1)	7.0	L	27	6	3	3	5	1	0	0	0	0	1	71	92	3.86	1.000
31 Steve Cishek, R ERA: 1.56	(8, 1)	1.0		3	0	0	0	1	0	0	0	0	0	0	9	12	0.00	0.000
36 Randy Choate, L ERA: 1.0	(9, 1)	0.2		3	0	0	0	1	1	0	0	0	0	0	7	12	0.00	1.500
58 Ryan Webb, R ERA: 3.0	(9, 1)	0.1		0	0	0	0	0	0	0	0	0	0	0	1	2	0.00	0.000

PITCHER	IP	WLS	BF	H	R	ER	SO	BB	IBB	HBP	BLK	WP	HR	S	P	ERA	WHIP

Pittsburgh Pirates @ Miami Marlins

Marlins Park, Miami, FL

Mon May 14 2012, 7:11 PM - 9:51 PM EDT

Att. 25,666 - Roof Closed - 76 F

BOTTOM

Batter	1	2	3	4	5	6	7	8	9	AB	R	H	RBI	BB	SO	LOB
7 José Reyes, S (1, 6) OBP: 0.348, SLG: 0.358	G1-3		BB		G6-3			1B		3	0	1	0	1	0	0
12 Omar Infante, R (1, 4) OBP: 0.331, SLG: 0.589	F9		G5-3		F7			K		4	0	0	0	0	1	2
2 Hanley Ramirez, R (1, 5) OBP: 0.301, SLG: 0.421	HR		F9			F7		1B		4	1	2	1	0	0	1
5 Logan Morrison, L (1, 7) OBP: 0.364, SLG: 0.391	F7			2B		G1-3		K		4	1	1	0	0	1	2
27 Giancarlo Stanton, R (1, 9) OBP: 0.333, SLG: 0.512		K		G5-3		P4		P4		4	0	0	0	0	1	3
15 Gaby Sanchez, R (1, 3) OBP: 0.244, SLG: 0.306		1B		F9			P6		L8	3	0	1	0	0	0	1
31 Steve Cishek, R (8, 1)										0	0	0	0	0	0	0
36 Randy Choate, L (9, 1)										0	0	0	0	0	0	0
58 Ryan Webb, R (9, 1)										0	0	0	0	0	0	0
26 Austin Kearns, R (9, PH) OBP: 0.333, SLG: 0.553										1	0	0	0	0	0	0
1 Emilio Bonifácio, S (1, 8) OBP: 0.342, SLG: 0.292		F7		3-H			G6-3		F7	4	0	1	1	0	0	1
14 John Buck, R (1, 2) OBP: 0.330, SLG: 0.393		F9		F9				1B	P3	4	0	1	0	0	0	2
19 Aníbal Sánchez, R (1, 1) OBP: 0.133, SLG: 0.267			K		K		G3-1			2	0	0	0	0	2	0
29 Greg Dobbs, L (7, PH) OBP: 0.333, SLG: 0.341 (8, 3)										1	0	0	0	0	0	1
Inning Stats	R: 1 H: 1 E: 0 LOB: 0 K: 0 BB: 0 S: 7 P: 12	R: 0 H: 1 E: 0 LOB: 1 K: 1 BB: 0 S: 8 P: 11	R: 0 H: 0 E: 1 LOB: 1 K: 1 BB: 1 S: 8 P: 12	R: 1 H: 2 E: 0 LOB: 1 K: 0 BB: 0 S: 13 P: 18	R: 0 H: 0 E: 0 LOB: 0 K: 1 BB: 0 S: 10 P: 15	R: 0 H: 0 E: 0 LOB: 0 K: 0 BB: 0 S: 8 P: 12	R: 0 H: 1 E: 0 LOB: 1 K: 0 BB: 0 S: 6 P: 11	R: 0 H: 2 E: 0 LOB: 2 K: 2 BB: 0 S: 14 P: 18	R: 0 H: 0 E: 0 LOB: 0 K: 0 BB: 0 S: 11 P: 17	1B: 5 SF: 0 2B: 1 SAC: 0 3B: 0 DP: 0 HR: 1 HBP: 0						WP: 0 PA: 35 PB: 0 SB: 1 CS: 0	

livebaseballscorecards.com

AB	34
R	2
H	7
RBI	2
BB	1
SO	5
LOB	13

PITCHER		IP	WLS	BF	H	R	ER	SO	BB	IBB	HBP	BLK	WP	HR	S	P	ERA	WHIP
32 Brad Lincoln, R ERA: 1.33	(1, 1)	6.0	W	23	4	2	2	3	1	0	0	0	0	1	54	80	3.00	0.833
48 Jared Hughes, R ERA: 1.45	(7, 1)	1.0	H	4	1	0	0	0	0	0	0	0	0	0	6	11	0.00	1.000
39 Jason Grilli, R ERA: 2.57	(8, 1)	1.0	H	5	2	0	0	2	0	0	0	0	0	0	14	18	0.00	2.000
52 Joel Hanrahan, R ERA: 3.55	(9, 1)	1.0	S	3	0	0	0	0	0	0	0	0	0	0	11	17	0.00	0.000

PITCHER	IP	WLS	BF	H	R	ER	SO	BB	IBB	HBP	BLK	WP	HR	S	P	ERA	WHIP

Batter	1	2	3	4	5	6	7	8	9	AB	R	H	RBI	BB	SO	LOB
31 Jose Tabata, R (1, 9) OBP: 0.288, SLG: 0.371	F B X 1-1 ① G6-3		B C X 1-1 18 1B 1B		C S S 0-3 ③ K			C X 0-1 ① F9		4	0	1	0	0	1	0
18 Neil Walker, S (1, 4) OBP: 0.319, SLG: 0.333	B X 1-0 ② F7		B 1 SAFE C 1 SAFE B X 2-1 24 G4-6-3 1-2 1B			B C B X 2-1 ① G3-1		C B S X 1-2 ② F7		4	0	1	0	0	0	0
22 Andrew McCutchen, R (1, 8) OBP: 0.401, SLG: 0.488	C B B C F B D 4-2 24 1B 46 1B BB		B F T S 1-3 ① K			S F B B B X 3-2 24 S 1B		B C X 1-1 ③ P4		3	1	1	0	1	1	2
24 Pedro Alvarez, L (1, 5) OBP: 0.280, SLG: 0.472	B B 1 SAFE C 1 B X 3-1 46 E 46 1B 1-2 1B		S B X 1-1 ② ③ G4-6-3 1-2f			C 1 SAFE F B B D F X 3-2 ② F8 1-2			B C C X 1-2 ① G4-3	4	0	1	0	0	0	3
46 Garrett Jones, L (1, 3) OBP: 0.274, SLG: 0.463	B X 1-0 E9 1-3 2-H 1B			B F C X 1-2 ① F9		F D F C 1-3 ③ K			C F X 0-2 ② G6-3	4	0	1	1	0	1	1
12 Clint Barmes, R (1, 6) OBP: 0.189, SLG: 0.292	X 0-0 ③ L5			C F X 0-2 ② G1			B F F F S 1-3 ① K		B C F S 1-3 ③ K	4	0	0	0	0	2	2
7 Alex Presley, L (1, 7) OBP: 0.246, SLG: 0.305		C B S 1-3 ① K		C B B C B F X 3-2 ③ G6-3			X 0-0 ② G1-3			3	0	0	0	0	1	0
55 Michael McKenry, R (1, 2) OBP: 0.298, SLG: 0.390		X 0-0 ② F9			C B B X 2-1 ① F9		C X 0-1 HR			3	1	1	1	0	0	0
29 Kevin Correia, R (1, 1) OBP: 0.182, SLG: 0.182		C C T T B X 1-2 ③ G5-3			C S S 0-3 ② K		X 0-0 ③ G4-3			1	0	0	0	0	0	0
30 Chris Resop, R (4, 1)										1	0	0	0	0	1	0
2 Nate McLouth, L (7, PH) OBP: 0.255, SLG: 0.217										1	0	0	0	0	0	0
44 Tony Watson, L (7, 1)										0	0	0	0	0	0	0
48 Jared Hughes, R (8, 1)										0	0	0	0	0	0	0
Inning Stats	R: 1 E: 1 K: 0 S: 10 H: 2 LOB: 2 BB: 1 P: 20	R: 0 E: 0 K: 1 S: 9 H: 0 LOB: 0 BB: 0 P: 11	R: 0 E: 0 K: 1 S: 9 H: 2 LOB: 1 BB: 0 P: 14	R: 0 E: 0 K: 0 S: 10 H: 0 LOB: 0 BB: 0 P: 14	R: 0 E: 0 K: 2 S: 8 H: 0 LOB: 0 BB: 0 P: 10	R: 0 E: 0 K: 1 S: 12 H: 1 LOB: 1 BB: 0 P: 21	R: 1 E: 0 K: 1 S: 8 H: 1 LOB: 0 BB: 0 P: 9	R: 0 E: 0 K: 0 S: 7 H: 0 LOB: 0 BB: 0 P: 9	R: 0 E: 0 K: 1 S: 9 H: 0 LOB: 0 BB: 0 P: 11	1B: 5 2B: 0 3B: 0 HR: 1	SF: 0 SAC: 0 DP: 1 HBP: 0						

PITCHER		IP	WLS	BF	H	R	ER	SO	BB	IBB	HBP	BLK	WP	HR	S	P	ERA	WHIP
55 Josh Johnson, R ERA: 5.36	(1, 1)	7.0	W	27	6	2	2	6	1	0	0	0	0	1	66	99	2.57	1.000
34 Edward Mujica, R ERA: 4.32	(8, 1)	1.0		3	0	0	0	0	0	0	0	0	0	0	7	9	0.00	0.000
36 Randy Choate, L ERA: 0.9	(9, 1)	1.0		3	0	0	0	1	0	0	0	0	0	0	9	11	0.00	0.000

PITCHER	IP	WLS	BF	H	R	ER	SO	BB	IBB	HBP	BLK	WP	HR	S	P	ERA	WHIP

TOP

Pittsburgh Pirates @ Miami Marlins

Marlins Park, Miami, FL

Tue May 15 2012, 7:11 PM - 9:59 PM EDT

Att. 24,242 - Roof Closed - 75 F

livebaseballscorecards.com

AB	32
R	2
H	6
RBI	2
BB	1
SO	7
LOB	8

WP: 0 PA: 33
PB: 0
SB: 1
CS: 0

Pittsburgh Pirates @ Miami Marlins

Marlins Park, Miami, FL

Tue May 15 2012, 7:11 PM - 9:59 PM EDT

Att. 24,242 - Roof Closed - 75 F

BOTTOM

Batter	1	2	3	4	5	6	7	8	9	AB	R	H	RBI	BB	SO	LOB
7 José Reyes, S (1, 6) OBP: 0.350, SLG: 0.350	BBBCB 4-1 12 FC5-4 BB		CBBBCC 3-3 ① K	FBBBI 4-1 12 1B 2 2B IBB		CCFBX 1-2 ① G3-1	CBBX 2-1 ③ F8			3	1	0	0	2	1	2
12 Omar Infante, R (1, 4) OBP: 0.350, SLG: 0.598	BTX 1-1 ① FC5-4 2 2B 1-2f		X 0-0 5 FC4-6 1B	SX 0-1 2 2B 1-2 2-H 3-H 1B		CCX 0-2 2 1B 1B		BCFBBX 3-2 2 G5-4-3 1B		5	1	4	2	0	0	1
2 Hanley Ramirez, R (1, 5) OBP: 0.311, SLG: 0.441	CBCBBFFX 3-2 27 L6-4 1-H 2B		C X 0-1 ② F8	BFSX 1-2 ② 1-H 2-H 2B		BX 1-0 1-2 1B		FX 0-1 ① ② G5-4-3 1-2f		5	0	3	2	0	0	2
5 Logan Morrison, L (1, 7) OBP: 0.360, SLG: 0.379 11 Bryan Petersen, L (7, 7)	BBBCB 4-1 BB		X 0-0 ③ FC4-6 1-2f	BBFFFC 2-3 ③ K		CBSBS 2-3 ② K		BCFX 1-2 ③ L7		3 1	0 0	0 0	0 0	1 0	2 0	4 0
27 Giancarlo Stanton, R (1, 9) OBP: 0.338, SLG: 0.508	X 0-0 ② ③ L6-4 2-2			BBBCB 4-1 1 1B 29 1B 14 1B BB	CX 0-1 1 FC6-4 1B	X 0-0 ③ L7				3	1	1	0	1	0	4
29 Greg Dobbs, L (1, 3) OBP: 0.327, SLG: 0.333		CFX 0-2 ① G4-1		BCX 1-1 1 1B 14 1B 1-2 1B	BX 1-0 ① F7		CTFS 0-3 ① K			4	1	1	0	0	1	1
1 Emilio Bonifácio, S (1, 8) OBP: 0.352, SLG: 0.314		LBX 1-1 3B		CX 0-1 14 1B 12 1B 1-2 2-3 1B	FCBDX 2-2 ② FC6-4 14 S 1-2f		FBBBB 4-1 22 BB BB			3	1	2	0	1	0	1
14 John Buck, R (1, 2) OBP: 0.337, SLG: 0.391	X 0-0 ② G6-3			FBCBX 2-2 55 SH1-4 12 1B 1-3 2-H 3-H 1B	BTBCDB 4-2 1-2 BB		SCBT 1-2 ② K			3	1	1	2	1	1	2
55 Josh Johnson, L (1, 1) 22 Donnie Murphy, R (7, PH) OBP: 0.233, SLG: 0.400 34 Edward Mujica, R (8, 1) 36 Randy Choate, L (9, 1)	X 0-0 ③ G4-3			X 0-0 ① SH1-4 1-2	CX 0-1 ③ L7		BFBBB 4-1 1-2 BB			2 0 0 0	0 0 0 0	0 0 0 0	0 0 0 0	0 1 0 0	0 0 0 0	3 0 0 0
Inning Stats	R: 1 H: 1 E: 0 LOB: 1 K: 0 BB: 2 S: 10 P: 22	R: 0 H: 1 E: 0 LOB: 1 K: 0 BB: 0 S: 7 P: 8	R: 0 H: 1 E: 0 LOB: 1 K: 1 BB: 0 S: 7 P: 10	R: 5 H: 5 E: 0 LOB: 1 K: 1 BB: 2 S: 19 P: 33	R: 0 H: 1 E: 0 LOB: 2 K: 0 BB: 1 S: 10 P: 17	R: 0 H: 2 E: 0 LOB: 2 K: 1 BB: 0 S: 12 P: 16	R: 0 H: 0 E: 0 LOB: 2 K: 2 BB: 2 S: 11 P: 22	R: 0 H: 1 E: 0 LOB: 0 K: 0 BB: 0 S: 9 P: 13		1B: 9 SF: 0 2B: 3 SAC: 1 3B: 1 DP: 2 HR: 0 HBP: 0						

livebaseballscorecards.com

AB	32
R	6
H	12
RBI	6
BB	7
SO	5
LOB	20

MIAMI

PITCHER		IP	WLS	BF	H	R	ER	SO	BB	IBB	HBP	BLK	WP	HR	S	P	ERA	WHIP
29 Kevin Correia, R ERA: 4.5	(1, 1)	3.2	L	21	8	6	6	1	3	1	0	0	0	0	39	67	14.73	3.000
30 Chris Resop, R ERA: 2.76	(4, 1)	2.1		11	3	0	0	2	1	0	0	0	0	0	26	39	0.00	1.714
44 Tony Watson, L ERA: 3.95	(7, 1)	1.0		5	0	0	0	2	2	0	0	0	0	0	11	22	0.00	2.000
48 Jared Hughes, R ERA: 1.37	(8, 1)	1.0		3	1	0	0	0	0	0	0	0	0	0	9	13	0.00	1.000

PITCHER	IP	WLS	BF	H	R	ER	SO	BB	IBB	HBP	BLK	WP	HR	S	P	ERA	WHIP

Batter	1	2	3	4	5	6	7	8	9	AB	R	H	RBI	BB	SO	LOB
31 Jose Tabata, R (1, 9) OBP: 0.287, SLG: 0.367	C FF 92 S FF 94 B FF 92 B FF 94 X CH 86 2-2 ① G5-3	C FF 94 X CU 78 0-1 ③ G5-3	C CU 80 X FF 93 0-1 ③ FC6-4 1-2f		C FF 92 B FC 87 F FF 94 X CH 81 1-2 22 1B 18 S 14 SF7 1B		4	1	1	0	0	0	2
18 Neil Walker, S (1, 4) OBP: 0.309, SLG: 0.323	C FF 94 B FF 92 X SI 93 1-1 ② G4-3	B FF 91 C FF 92 F FF 93 B FF 94 B CH 87 F FF 94 X SI 94 3-2 ① P4	B SI 91 F SI 92 F FF 93 B CU 80 S CU 80 2-3 ① K	C FF 92 B CH 82 F FF 93 S FF 93 1-3 ① K 1-2			4	0	0	0	0	2	1
22 Andrew McCutchen, R (1, 8) OBP: 0.404, SLG: 0.488	C SI 94 X CU 80 0-1 1B	B CH 87 F SI 93 F SI 93 X SI 93 1-2 ② F7	X SI 93 0-0 ② G6-3	S FF 94 F FF 94 X FF 94 0-2 2-3 1B			4	0	2	0	0	0	0
14 Casey McGehee, R (1, 3) OBP: 0.301, SLG: 0.284	C SI 92 B FF 94 S SI 91 S FF 94 1-3 ③ K	B CU 78 T CH 86 X SI 93 1-1 ③ G4-3	B SI 93 F FF 95 B CH 87 S SI 93 B CU 80 S CH 86 3-3 ③ K	1 SAFE 1 SAFE B CH 82 C FC 88 B FF 93 C FF 94 B FF 94 X FF 94 3-2 ② SF7 3-H			3	0	0	1	0	2	1
36 Yamaico Navarro, R (1, 7) OBP: 0.256, SLG: 0.243 24 Pedro Alvarez, L (8, PH) OBP: 0.277, SLG: 0.467 (8, 5)	B SI 90 B SI 90 C FF 92 T FF 92 S FF 92 2-3 ① K	C SI 91 L CH 84 F CU 79 F CU 78 B FF 94 B FF 94 B CH 87 F FF 96 B FF 94 4-2 26 1B 5 1B BB	X FF 93 0-0 ① P3	X CH 82 0-0 ③ G4-3			2 1	1 0	0 0	0 0	1 0	1 0	0 1
26 Rod Barajas, R (1, 2) OBP: 0.244, SLG: 0.325	S SI 92 B CH 86 B SI 93 S CH 86 S CH 87 2-3 ② K	C SI 93 X SI 92 0-1 5 1B 1-3 1B	B CH 84 B CH 86 B SI 93 B FF 93 4-0 5 HR BB	B FF 98 X FF 97 1-0 E6 5 G5-4-3			3	1	1	0	1	1	0
12 Clint Barmes, R (1, 6) OBP: 0.183, SLG: 0.282	C FF 95 S CU 79 B FF 95 B FF 94 S CH 86 2-3 ③ K	F CU 77 B FF 93 C FF 92 S FF 93 1-3 ① K	C SI 90 D SI 92 F FF 94 F FF 95 X FF 95 1-2 ② P4	T FF 98 S FF 99 D SL 82 D SL 82 F FF 98 S FF 99 2-3 ① K			4	0	0	0	0	3	4
5 Josh Harrison, R (1, 5) OBP: 0.243, SLG: 0.389 (8, 7)	X FF 93 0-0 ① F8	B SI 93 B FF 94 X SI 94 2-0 1-2 3-H 31 FC6-4 1B	B CU 78 C FF 94 B CU 80 X FF 94 2-1 1-H HR	M FF 99 C SL 81 F FF 99 D SL 84 X FF 98 1-2 ②③ G5-4-3 1-2f			4	1	2	3	0	0	1
45 Erik Bedard, L (1, 1) OBP: 0.071, SLG: 0.071 2 Nate McLouth, L (7, PH) OBP: 0.250, SLG: 0.213 47 Evan Meek, R (7, 1) 48 Jared Hughes, R (8, 1)	B FF 92 C FF 92 C FF 92 C CU 77 1-3 ② K	B FF 91 L FF 93 L FF 92 S FF 93 1-3 ② K	B FF 94 B CU 80 C FF 94 F FF 93 F FF 94 S FF 94 2-3 ③ K				2 1 0 0	0 0 0 0	0 0 0 0	0 0 0 0	2 1 0 0	2 0 0 0	2 0 0 0
Inning Stats	R: 0 H: 1 E: 0 LOB: 1 K: 1 BB: 0 S: 10 P: 14	R: 0 H: 0 E: 0 LOB: 0 K: 3 BB: 0 S: 9 P: 15	R: 0 H: 0 E: 0 LOB: 0 K: 1 BB: 0 S: 6 P: 7	R: 0 H: 0 E: 0 LOB: 0 K: 0 BB: 0 S: 9 P: 14	R: 1 H: 2 E: 0 LOB: 2 K: 2 BB: 1 S: 16 P: 24	R: 0 H: 0 E: 0 LOB: 0 K: 2 BB: 0 S: 7 P: 12	R: 2 H: 1 E: 0 LOB: 0 K: 1 BB: 1 S: 11 P: 20	R: 1 H: 2 E: 0 LOB: 1 K: 1 BB: 0 S: 13 P: 18	R: 0 H: 0 E: 1 LOB: 0 K: 1 BB: 0 S: 9 P: 13	1B: 5 2B: 0 3B: 0 HR: 1	SF: 1 SAC: 0 DP: 1 HBP: 0					

PITCHER		IP	WLS	BF	H	R	ER	SO	BB	IBB	HBP	BLK	WP	HR	S	P	ERA	WHIP
47 Gio González, L ERA: 2.22	(1, 1)	7.0	W	27	4	3	3	10	2	0	0	0	0	1	68	106	3.86	0.857
36 Tyler Clippard, R ERA: 3.71	(8, 1)	1.0		5	2	1	1	1	0	0	0	0	0	0	13	18	9.00	2.000
63 Henry Alberto Rodriguez, R ERA: 4.32	(9, 1)	1.0	S	3	0	0	0	1	0	0	0	0	0	0	9	13	0.00	0.000

PITCHER	IP	WLS	BF	H	R	ER	SO	BB	IBB	HBP	BLK	WP	HR	S	P	ERA	WHIP

TOP

Pittsburgh Pirates @ Washington Nationals

Nationals Park, Washington, DC

Wed May 16 2012, 7:07 PM - 9:50 PM EDT

Att. 25,942 - Clear - 82 F

livebaseballscorecards.com

AB	32
R	4
H	6
RBI	4
BB	2
SO	12
LOB	12

WP: 0 PA: 35
PB: 0
SB: 1
CS: 0

BOTTOM

Pittsburgh Pirates @ Washington Nationals

Nationals Park, Washington, DC

Wed May 16 2012, 7:07 PM - 9:50 PM EDT

Att. 25,942 - Clear - 82 F

livebaseballscorecards.com

Batter	1	2	3	4	5	6	7	8	9	AB	R	H	RBI	BB	SO	LOB
20 Ian Desmond, R (1, 6) OBP: 0.300, SLG: 0.448	X FS 84 0-0 ① G6-3		C FF 88 B FC 89 F CH 76 X CU 76 1-2 HR		F CH 76 B SI 89 B CH 79 S SI 92 2-3 ③ K		S FF 94 S FF 94 F FF 96 F FF 96 B CU 81 S CU 82 1-3 ② K			4	1	1	1	0	2	1
34 Bryce Harper, L (1, 8) (7, 9) OBP: 0.319, SLG: 0.460	B FS 84 F FF 88 X SI 88 1-1 11 G6-3 3B		B FF 89 B FF 90 F FC 89 C SI 92 B FC 90 F SI 92 S FC 89 3-3 ① K			F SI 90 B FC 89 F FF 90 F CU 79 S FF 91 1-3 ① K	B CU 80 B FF 95 B FF 94 B FF 93 4-0 11 BB 25 2B BB			3	2	1	0	1	2	0
11 Ryan Zimmerman, R (1, 5) OBP: 0.343, SLG: 0.311	X CU 74 0-0 ② G6-3 3-H		B CH 78 X CU 78 1-0 ② G6-3			C CU 77 C SI 93 S FF 92 0-3 ② K	B FF 93 B FF 93 B FF 94 S FF 94 B FF 93 4-1 25 2B 1-2 2-3 BB			3	1	0	1	1	1	0
25 Adam LaRoche, L (1, 3) OBP: 0.429, SLG: 0.595	C FF 89 X FF 88 0-1 21 BB 1B		C SI 91 C CU 79 B SI 92 S FF 92 1-3 ③ K			C CU 78 B SI 93 C CU 78 X FF 92 1-2 HR	X FF 95 0-0 1-H 2-H 3-H 2B			4	1	3	4	0	1	0
21 Xavier Nady, R (1, 9) OBP: 0.194, SLG: 0.294 (7, 7) 36 Tyler Clippard, R (8, 1) 63 Henry Alberto Rodriguez, R (9, 1)	B FF 89 B CU 75 C CU 74 B FF 91 B SI 89 4-1 1-2 BB			S CH 77 B FF 90 F FF 92 B SI 91 X CH 78 2-2 ① G6-3		C SI 91 X CH 79 0-1 HR	T FF 93 S CU 82 B FF 96 S FF 95 1-3 ③ K			3 0 0	1 0 0	1 0 0	1 0 0	1 0 0	1 0 0	1 0 0
8 Danny Espinosa, S (1, 4) OBP: 0.295, SLG: 0.311	B CU 76 F SI 92 B FF 92 F CU 77 F CU 78 X SI 93 2-2 ③ F8			B FF 87 C CU 77 C CU 77 S CU 77 1-3 ② K		C CU 77 X SI 90 0-1 1B		F SI 92 B CH 86 B SI 94 F SI 93 B SI 95 X SI 94 3-2 ① G4-3		4	0	1	0	0	1	2
57 Tyler Moore, R (1, 7) OBP: 0.143, SLG: 0.143 24 Rick Ankiel, L (7, 8) OBP: 0.304, SLG: 0.395		C FF 87 X CH 75 0-1 ① G4-3		F CH 77 F CU 77 B SI 92 X CU 78 2-2 ③ G5-3		C CU 76 B CU 77 B CU 76 B FF 90 1 SAFE X CU 77 3-1 ③ L8		B SI 94 B SI 93 X SI 93 2-0 ② G5-3		3 1	0 0	0 0	0 0	0 0	0 0	1 0
26 Jesus Flores, R (1, 2) OBP: 0.259, SLG: 0.229		B FF 87 B CH 79 X SI 92 2-0 ② L8			C CH 74 B FF 89 X CH 76 1-1 ① G5-3		F FF 92 F FF 95 H FF 95 1-2 11 BB 2 SH5-4 25 2B HBP	B SI 94 F SI 93 S SI 93 F SL 86 X SL 85 1-2 ③ G6-3		3	1	0	0	0	0	0
47 Gio González, R (1, 1) OBP: 0.125, SLG: 0.188 2 Roger Bernadina, L (7, PH) OBP: 0.317, SLG: 0.397 (8, 7)		S FF 92 B CU 78 B FF 91 C FF 90 F CU 78 X FC 90 2-2 ③ F9			T FF 89 F CU 77 C SI 90 0-3 ② K		F FF 93 X FF 93 0-1 ① SH5-4 1-2			2 0	0 0	0 0	0 0	0 0	1 0	0 0
Inning Stats	R: 1 E: 0 K: 0 S: 11 H: 2 LOB: 2 BB: 1 P: 18	R: 0 E: 0 K: 0 S: 7 H: 0 LOB: 0 BB: 0 P: 11	R: 1 E: 0 K: 2 S: 11 H: 1 LOB: 0 BB: 0 P: 17	R: 0 E: 0 K: 1 S: 9 H: 0 LOB: 0 BB: 0 P: 14	R: 0 E: 0 K: 2 S: 8 H: 0 LOB: 0 BB: 0 P: 11	R: 2 E: 0 K: 2 S: 16 H: 3 LOB: 1 BB: 0 P: 21	R: 3 E: 0 K: 2 S: 14 H: 1 LOB: 1 BB: 2 P: 25	R: 0 E: 0 K: 0 S: 8 H: 0 LOB: 0 BB: 0 P: 14		1B: 2 2B: 1 3B: 1 HR: 3	SF: 0 SAC: 1 DP: 0 HBP: 1			WP: 0 PB: 0 SB: 0 CS: 0	PA: 35	

	AB	30
	R	7
	H	7
	RBI	7
	BB	3
	SO	9
	LOB	5

PITCHER		IP	WLS	BF	H	R	ER	SO	BB	IBB	HBP	BLK	WP	HR	S	P	ERA	WHIP
45 Erik Bedard, L ERA: 3.07	(1, 1)	6.0	L	25	6	4	4	7	1	0	0	0	0	3	62	92	6.00	1.167
47 Evan Meek, R ERA: 7.59	(7, 1)	1.0		7	1	3	3	2	2	0	1	0	0	0	14	25	27.00	3.000
48 Jared Hughes, R ERA: 1.31	(8, 1)	1.0		3	0	0	0	0	0	0	0	0	0	0	8	14	0.00	0.000

PITCHER	IP	WLS	BF	H	R	ER	SO	BB	IBB	HBP	BLK	WP	HR	S	P	ERA	WHIP

Batter	1	2	3	4	5	6	7	8	9	AB	R	H	RBI	BB	SO	LOB
31 Jose Tabata, R (1, 7) (8, 9) OBP: 0.284, SLG: 0.356	C FF 94 F FF 94 B SL 86 F FF 94 S CU 80 1-3 ① **K**		B FF 93 X FF 93 1-0 ① **G4-3**		C SL 86 B FF 93 B SL 86 F FF 94 F FF 94 T SL 88 2-2 ② **K**		B SI 92 B SI 92 T FC 82 F FC 83 B FC 85 D FC 86 4-2 18 FC6-4 **BB**		X SI 93 0-0 ② ③ **G2-5-3** 2-3f	4	0	0	0	1	2	2
18 Neil Walker, S (1, 4) OBP: 0.308, SLG: 0.321	C FF 93 F FF 94 B FF 94 S CU 80 1-3 ② **K**		B FF 93 B CU 78 B FF 94 C FF 93 F FF 94 X FF 94 3-2 22 G6-4-3 **1B**		B FF 93 F SL 87 B FF 93 X FF 93 2-1 ③ **G6-3**		F SI 93 1 SAFE X SI 92 0-1 ② **FC6-4** 1-2f 3-H			4	0	1	1	0	1	1
22 Andrew McCutchen, R (1, 8) OBP: 0.407, SLG: 0.535	C FF 94 B FF 95 X FF 96 1-1 **HR**		F FF 94 S SL 85 1 SAFE B SL 86 F SL 86 B CU 77 F SL 86 X FF 94 2-2 ② ③ **G6-4-3** 1-2f		X SL 85 0-0 **HR**		X SI 91 0-0 ③ **G5-3**			4	2	2	2	0	0	2
24 Pedro Alvarez, L (1, 5) OBP: 0.276, SLG: 0.459	S SL 89 B FF 94 B CH 87 F FF 95 F CU 80 X SL 87 2-2 ③ **G3**			B FF 92 B FF 93 B FF 93 X FF 93 3-0 ① **F7**	S FF 93 B FF 93 X CH 86 1-1 26 WP **1B**			B SI 90 C SL 80 S SL 82 S SL 80 1-3 ① **K**		4	0	1	0	0	1	0
46 Garrett Jones, L (1, 9) OBP: 0.261, SLG: 0.440 39 Jason Grilli, R (8, 1) 52 Joel Hanrahan, R (9, 1)		B FF 93 B FF 93 F SL 84 F FF 94 X CU 78 2-2 ① **G4-3**		F FF 93 B FF 93 F CH 88 S SL 87 1-3 ② **K**		B FF 92 1 SAFE 1 SAFE B SL 86 B FF 93 C FF 93 S FF 92 X SL 86 3-2 ① **F9**		B SI 90 X SI 90 1-0 ② **G4-3**		4 0 0	0 0 0	0 0 0	0 0 0	0 0 0	1 0 0	1 0 0
14 Casey McGehee, R (1, 3) OBP: 0.299, SLG: 0.274		C SL 85 B SL 85 X FF 94 1-1 ② **F8**		C FF 94 B CU 78 B SL 86 S SL 86 B CU 79 D FF 95 4-2 26 HR **BB**		C FF 93 C CU 77 B CU 76 S SL 85 1-3 ② **K**		B SI 90 X SI 90 1-0 ③ **L4**		3	1	0	0	1	1	1
26 Rod Barajas, R (1, 2) OBP: 0.267, SLG: 0.381		C SL 85 T FF 94 B SL 86 B SL 86 B FF 94 X SL 86 3-2 5 1B **1B**	C FF 93 X FF 93 0-1 **1-H HR**		F SL 86 F FF 93 D CU 78 F SL 86 B CU 77 X CU 78 2-2 ③ **F8** 1-2				X FF 94 0-0 31 12 G2-5-3 **1B**	4	1	3	2	0	0	1
5 Josh Harrison, R (1, 6) OBP: 0.275, SLG: 0.436 37 Juan Cruz, R (7, 1) 2 Nate McLouth, L (8, 7) OBP: 0.245, SLG: 0.208		B FF 94 C FF 94 F FF 94 B FF 93 F CU 79 B SL 84 X SL 85 3-2 1-2 **1B**	X FF 94 0-0 ③ **P3**				C SI 93 X SI 92 0-1 12 SH5-4 18 FC6-4 **2B**		B SI 92 C FF 92 X FF 93 1-1 ① **P6**	3 0 1	1 0 0	2 0 0	0 0 0	0 0 0	0 0 0	0 0 1
53 James McDonald, L (1, 1) OBP: 0.188, SLG: 0.133 44 Tony Watson, L (6, 1) 12 Clint Barmes, R (7, PH) OBP: 0.190, SLG: 0.288 (7, 6)		F FF 93 X FF 93 0-1 ③ **G3**			C FF 92 B FF 94 S SL 86 C FF 94 1-3 ① **K**		X SI 92 0-0 ① **SH5-4** 2-3		F FC 85 B FC 87 B SI 94 X FC 88 2-1 **1B**	2 0 1	0 0 0	0 0 1	0 0 0	0 0 0	1 0 0	2 0 0
Inning Stats	R: 1 E: 0 K: 2 S: 13 H: 1 LOB: 0 BB: 0 P: 18	R: 0 E: 0 K: 0 S: 14 H: 2 LOB: 2 BB: 0 P: 23	R: 0 E: 0 K: 0 S: 9 H: 1 LOB: 0 BB: 0 P: 15	R: 2 E: 0 K: 1 S: 9 H: 1 LOB: 0 BB: 1 P: 17	R: 0 E: 0 K: 2 S: 9 H: 0 LOB: 0 BB: 0 P: 14	R: 1 E: 0 K: 1 S: 13 H: 2 LOB: 1 BB: 0 P: 20	R: 1 E: 0 K: 0 S: 8 H: 1 LOB: 1 BB: 1 P: 12	R: 0 E: 0 K: 1 S: 5 H: 0 LOB: 0 BB: 0 P: 8	R: 0 E: 0 K: 0 S: 6 H: 2 LOB: 1 BB: 0 P: 9	1B: 6 2B: 1 3B: 0 HR: 3 SF: 0 SAC: 1 DP: 2 HBP: 0						

PITCHER		IP	WLS	BF	H	R	ER	SO	BB	IBB	HBP	BLK	WP	HR	S	P	ERA	WHIP
27 Jordan Zimmermann, R ERA: 2.58	(1, 1)	6.0	L	25	7	4	4	6	1	0	0	0	1	3	67	107	6.00	1.333
35 Craig Stammen, R ERA: 1.64	(7, 1)	1.0		5	1	1	1	0	1	0	0	0	0	0	8	12	9.00	2.000
17 Sean Burnett, L ERA: 0.82	(8, 1)	1.0		3	0	0	0	1	0	0	0	0	0	0	5	8	0.00	0.000
52 Ryan Mattheus, R ERA: 2.0	(9, 1)	1.0		4	2	0	0	0	0	0	0	0	0	0	6	9	0.00	2.000

PITCHER	IP	WLS	BF	H	R	ER	SO	BB	IBB	HBP	BLK	WP	HR	S	P	ERA	WHIP

TOP

Pittsburgh Pirates @ Washington Nationals

Nationals Park, Washington, DC

Thu May 17 2012, 7:07 PM - 10:06 PM EDT

Att. 25,757 - Clear - 74 F

livebaseballscorecards.com

AB	34
R	5
H	10
RBI	5
BB	2
SO	7
LOB	11

WP: 1 PA: 37
PB: 0
SB: 0
CS: 0

Batter	1	2	3	4	5	6	7	8	9	AB	R	H	RBI	BB	SO	LOB
20 Ian Desmond, R (1, 6) OBP: 0.291, SLG: 0.435	B FF 92 C FF 94 F FF 93 B CU 78 F FF 94 F FF 94 B SL 81 F FF 93 C SI 94 3-3 ① K			F SL 78 S SL 80 C SL 80 0-3 ① K		C SI 93 B CU 76 C SI 94 X SL 80 1-2 ① G5-3	S FF 94 B FC 92 B FC 89 F FC 89 F FF 95 S SL 82 2-3 ③ K		F FF 96 F FF 98 S SL 88 0-3 ③ K	5	0	0	0	0	4	6
2 Roger Bernadina, L (1, 7) OBP: 0.306, SLG: 0.382 35 Craig Stammen, R (7, 1) 17 Sean Burnett, L (8, 1) 18 Chad Tracy, L (8, PH) OBP: 0.362, SLG: 0.561 (9, 3)	C FF 95 X CH 84 0-1 ② G4-3			B FF 93 F FF 92 T FF 95 B CU 77 X SL 80 2-2 ② G3-1		C CU 76 F CU 77 S FF 93 0-3 ② K		B FF 94 B FF 95 B FF 94 C FF 94 B FF 95 4-1 BB		3 0 0 0	0 0 0 0	0 0 0 0	0 0 0 0	1 0 0 1	0 0 0 0	2 0 0 0
11 Ryan Zimmerman, R (1, 5) OBP: 0.339, SLG: 0.309	B FF 94 S SI 92 S SL 81 S SL 81 1-3 ③ K			B SL 80 C SI 94 F FF 94 B SL 81 C SL 80 2-3 ③ K		C FF 94 X FF 93 0-1 25 3B 2-H 3-H 1B		B SL 84 S FF 95 S FF 95 C FF 95 1-3 ① K		4	1	1	2	0	3	1
25 Adam LaRoche, L (1, 3) OBP: 0.424, SLG: 0.600 52 Ryan Mattheus, R (9, 1)		F FF 92 B CU 76 F CU 74 B SL 81 B SL 81 S SL 79 3-3 ① K			X FF 92 0-0 ① F8	F CU 76 B CU 78 X SL 81 1-1 2-H 3B		B FF 95 C SI 95 S FF 95 F FF 95 B FF 94 X FF 95 2-2 ② F8		4 0	0 0	1 0	1 0	0 0	1 0	1 0
34 Bryce Harper, L (1, 9) OBP: 0.316, SLG: 0.439		S SL 80 F SL 80 B CU 78 S SL 82 1-3 ② K			B SI 91 B FF 93 C FF 92 B FF 94 S FF 94 F FF 93 B FF 93 4-2 BB	B SL 84 B SI 93 S SI 92 B SI 94 F SI 94 F SI 94 X SI 94 3-2 ③ P2		S SL 84 B SL 84 S FF 95 B FF 95 X SL 83 2-2 ③ F8		3	0	0	0	1	1	2
8 Danny Espinosa, S (1, 4) OBP: 0.294, SLG: 0.316		C FF 93 B SI 94 B FF 93 F SL 80 S CU 75 2-3 ③ K			1 SAFE F SI 92 F CU 76 B FF 93 X SL 79 1-2 ② F7		X FF 92 0-0 26 SH5-4 2B		C FF 95 X FF 95 0-1 ① G6-3	4	0	1	0	0	1	1
24 Rick Ankiel, L (1, 8) OBP: 0.313, SLG: 0.386		C FF 91 F FF 93 S FF 93 0-3 ① K			B FF 93 B SL 78 C FF 93 F FF 92 S SL 80 2-3 ③ K		C SL 77 S FF 95 F SL 79 B FF 95 B FF 94 B CH 89 F CH 84 F SL 79 D CH 85 4-2 26 SH5-4 BB		B FF 96 B FF 96 C FF 95 B FF 96 T FF 96 B FF 96 4-2 26 1B BB	2	0	0	0	2	2	1
26 Jesus Flores, R (1, 2) OBP: 0.281, SLG: 0.275		B SI 93 F FF 93 F FF 91 S SL 81 1-3 ② K				C FF 90 B SL 78 F FF 92 X SL 78 1-2 1 2B 11 1B 2B	C FF 93 X FF 94 0-1 ① SH5-4 1-2 2-3		B FF 95 C FF 96 F FF 96 D SL 88 X FF 97 2-2 1-2 1B	3	1	2	0	0	1	0
27 Jordan Zimmermann, R (1, 1) OBP: 0.143, SLG: 0.077 1 Steve Lombardozzi, S (6, PH) OBP: 0.392, SLG: 0.394 (7, 7)		B SI 92 X FF 91 1-0 ③ F8				X SI 91 0-0 11 1B 2-3 2B	D FC 90 F FC 89 B FC 90 X SL 80 2-1 ② G1-3		D FF 95 B FF 96 C FF 97 X FF 97 2-1 ② P5	1 3	0 1	0 1	0 0	0 0	0 0	0 4
Inning Stats	R: 0 E: 0 K: 2 S: 11 H: 0 LOB: 0 BB: 0 P: 15	R: 0 E: 0 K: 3 S: 9 H: 0 LOB: 0 BB: 0 P: 15	R: 0 E: 0 K: 2 S: 7 H: 0 LOB: 0 BB: 0 P: 9	R: 0 E: 0 K: 2 S: 9 H: 0 LOB: 0 BB: 0 P: 13	R: 0 E: 0 K: 1 S: 10 H: 0 LOB: 1 BB: 1 P: 17	R: 3 E: 0 K: 1 S: 18 H: 4 LOB: 1 BB: 0 P: 24	R: 0 E: 0 K: 1 S: 14 H: 1 LOB: 2 BB: 1 P: 22	R: 0 E: 0 K: 1 S: 11 H: 0 LOB: 1 BB: 1 P: 20	R: 0 E: 0 K: 1 S: 12 H: 1 LOB: 2 BB: 1 P: 20	1B: 2 2B: 3 3B: 1 HR: 0 SF: 0 SAC: 1 DP: 0 HBP: 0				WP: 0 PB: 0 SB: 0 CS: 0		PA: 37	

PITCHER		IP	WLS	BF	H	R	ER	SO	BB	IBB	HBP	BLK	WP	HR	S	P	ERA	WHIP
53 James McDonald, R ERA: 2.68	(1, 1)	5.2	W	22	4	3	3	11	1	0	0	0	0	0	60	86	4.76	0.882
44 Tony Watson, L ERA: 3.86	(6, 1)	0.1	H	1	0	0	0	0	0	0	0	0	0	0	4	7	0.00	0.000
37 Juan Cruz, R ERA: 0.6	(7, 1)	1.0	H	5	1	0	0	1	1	0	0	0	0	0	14	22	0.00	2.000
39 Jason Grilli, R ERA: 2.4	(8, 1)	1.0	H	4	0	0	0	1	1	0	0	0	0	0	11	20	0.00	1.000
52 Joel Hanrahan, R ERA: 3.29	(9, 1)	1.0	S	5	1	0	0	1	1	0	0	0	0	0	12	20	0.00	2.000

PITCHER	IP	WLS	BF	H	R	ER	SO	BB	IBB	HBP	BLK	WP	HR	S	P	ERA	WHIP

BOTTOM

Pittsburgh Pirates @ Washington Nationals

Nationals Park, Washington, DC

Thu May 17 2012, 7:07 PM - 10:06 PM EDT

Att. 25,757 - Clear - 74 F

livebaseballscorecards.com

AB	32
R	3
H	6
RBI	3
BB	4
SO	14
LOB	18

Batter	1	2	3	4	5	6	7	8	9	AB	R	H	RBI	BB	SO	LOB
5 Josh Harrison, R (1, 10) OBP: 0.273, SLG: 0.419	C FF 93 B FF 92 X FF 92 1-1 ① F7		X FF 92 0-0 ③ P3			C FF 95 X CU 79 0-1 ③ F8			S SL 87 S SL 87 F SL 86 B CU 82 X SL 87 1-2 18 G3-1 1B	4	0	1	0	0	0	0
18 Neil Walker, S (1, 4) OBP: 0.306, SLG: 0.313	B FF 90 B FF 90 B FF 90 C FF 90 F FF 93 F FF 93 B CH 84 4-2 BB			C CH 84 B FF 93 X FF 93 1-1 ① L9			C CH 86 B CU 78 F CU 80 B CH 89 F CU 80 F FF 98 C FF 98 2-3 ① K		F FF 98 X CU 80 0-1 ② G3-1 1-2	3	0	0	0	1	1	1
22 Andrew McCutchen, R (1, 8) OBP: 0.403, SLG: 0.523	X FF 92 0-0 ② P6			F FF 94 C SL 85 B CH 86 S CU 79 1-3 ② K			B FF 97 F SL 86 B SL 82 B FF 99 F SL 86 B FF 98 4-2 24 G3 BB		X FF 99 0-0 ③ G6-3	3	0	0	0	1	1	2
24 Pedro Alvarez, L (1, 5) OBP: 0.270, SLG: 0.447	F FF 91 B FF 94 1 SAFE B FF 94 F CH 85 C FF 95 2-3 ③ K			B CH 85 B FF 95 S CH 87 F FF 95 B CU 78 S CH 87 3-3 ③ K			X CH 88 0-0 ② G3 1-2			3	0	0	0	0	2	2
46 Garrett Jones, L (1, 9) OBP: 0.253, SLG: 0.425		C CH 86 B CH 81 S FF 90 F FF 92 S CU 76 1-3 ① K			B FF 89 S FF 91 C FF 92 S FF 95 1-3 ① K		C FF 98 S FF 98 C SL 84 0-3 ③ K			3	0	0	0	0	3	1
14 Casey McGehee, R (1, 3) OBP: 0.290, SLG: 0.264		X CH 89 0-0 ② G1-3			C FF 94 X SL 84 0-1 ② G5-3			C SL 86 F FF 97 C FF 98 0-3 ① K		3	0	0	0	0	1	0
2 Nate McLouth, L (1, 7) OBP: 0.232, SLG: 0.196		X CH 88 0-0 ③ G4-3			B FF 93 C FF 94 B FF 96 X FF 95 2-1 ③ G3			B CH 87 C FF 98 B FF 96 B FF 98 F FF 98 S FF 99 3-3 ② K		3	0	0	0	0	1	0
12 Clint Barmes, R (1, 6) OBP: 0.185, SLG: 0.281			B FF 90 C SL 82 F FF 91 S CU 77 1-3 ① K			C SL 83 B SL 83 S CU 77 X SL 85 1-2 ① P6		C FF 100 B SL 82 S SL 86 1-3 ③ K		3	0	0	0	0	2	0
55 Michael McKenry, R (1, 2) OBP: 0.280, SLG: 0.364			C FF 90 B FF 92 C SL 84 F FF 94 F CU 77 S SL 86 1-3 ② K			C FF 93 X SL 83 0-1 ② G6-3			B FF 96 S FF 97 B CU 80 S SL 84 B FF 99 X FF 99 3-2 ① G6-3	3	0	0	0	0	1	0
Inning Stats	R: 0 H: 0 E: 0 LOB: 1 K: 1 BB: 1 S: 9 P: 16	R: 0 H: 0 E: 0 LOB: 0 K: 1 BB: 0 S: 6 P: 7	R: 0 H: 0 E: 0 LOB: 0 K: 2 BB: 0 S: 9 P: 11	R: 0 H: 0 E: 0 LOB: 0 K: 2 BB: 0 S: 8 P: 13	R: 0 H: 0 E: 0 LOB: 0 K: 1 BB: 0 S: 7 P: 10	R: 0 H: 0 E: 0 LOB: 1 K: 0 BB: 0 S: 7 P: 8	R: 0 H: 0 E: 0 LOB: 0 K: 2 BB: 1 S: 11 P: 17	R: 0 H: 0 E: 0 LOB: 0 K: 3 BB: 0 S: 9 P: 13	R: 0 H: 1 E: 0 LOB: 1 K: 0 BB: 0 S: 10 P: 14	1B: 1 SF: 0 2B: 0 SAC: 0 3B: 0 DP: 0 HR: 0 HBP: 0						

TOP

Pittsburgh Pirates @ Detroit Tigers

Comerica Park, Detroit, MI

Fri May 18 2012, 7:07 PM - 9:31 PM EDT

Att. 41,661 - Clear - 73 F

livebaseballscorecards.com

AB	28
R	0
H	1
RBI	0
BB	2
SO	12
LOB	6

WP: 0 PA: 30
PB: 0
SB: 0
CS: 0

PITCHER	IP	WLS	BF	H	R	ER	SO	BB	IBB	HBP	BLK	WP	HR	S	P	ERA	WHIP
35 Justin Verlander, R (1, 1) ERA: 2.14	9.0	W	30	1	0	0	12	2	0	0	0	0	0	76	109	0.00	0.333

PITCHER	IP	WLS	BF	H	R	ER	SO	BB	IBB	HBP	BLK	WP	HR	S	P	ERA	WHIP

Pittsburgh Pirates @ Detroit Tigers

Comerica Park, Detroit, MI

Fri May 18 2012, 7:07 PM - 9:31 PM EDT

Att. 41,661 - Clear - 73 F

BOTTOM

livebaseballscorecards.com

Batter	1	2	3	4	5	6	7	8	9	AB	R	H	RBI	BB	SO	LOB
32 Don Kelly, L (1, 8) OBP: 0.302, SLG: 0.213	C FF 92 B FF 92 X FF 89 1-1 G4-3 ①	F FF 91 B CU 77 C CU 78 S FF 91 1-3 K ③		C CU 78 F SI 88 F FF 91 X CU 77 0-2 1-2 3-H 1B			B FF 92 B FF 90 B SI 91 C FF 89 F SI 90 B SI 92 4-2 28 1B 21 2B BB	B FF 94 F FF 94 F CU 83 B FF 93 S CU 86 2-3 K ②		4	1	1	1	1	2	2
12 Andy Dirks, L (1, 7) OBP: 0.418, SLG: 0.596	B SI 93 C FF 91 B FS 83 B SI 92 X SI 92 3-1 24 2B 1B	C CU 78 F FC 85 B CU 76 X SI 90 1-2 F8 ①	B FC 88 F CU 78 X FS 81 1-1 G1-3 ③				B CU 77 X FF 91 1-0 F8 ①	C CU 84 S CU 85 S CU 85 0-3 K ③		5	1	1	0	0	1	5
24 Miguel Cabrera, R (1, 5) OBP: 0.351, SLG: 0.500	B CU 79 C SI 91 X FF 89 1-1 28 2B 1-H 2B	B FS 83 C CU 78 F FS 84 B SI 90 B CU 78 S SI 90 3-3 K ②			B FC 86 C FS 84 B FS 82 X SI 87 2-1 F8 ①		F FF 93 X CU 80 0-1 F8 ②			4	1	1	1	0	1	1
28 Prince Fielder, L (1, 3) OBP: 0.365, SLG: 0.469	D CU 78 X SI 92 1-0 13 WP 2-H 2B	C FF 90 C SI 90 S FS 84 0-3 K ③			B FF 89 X SI 90 1-0 G4-3 ②		X CU 80 0-0 21 2B 1-2 1B			4	1	2	1	0	1	0
21 Delmon Young, R (1, 10) OBP: 0.292, SLG: 0.353	C SI 91 X CU 79 0-1 G6-3 ②			B SI 89 F SI 90 X SI 88 1-1 HR	B FF 88 X FC 87 1-0 F9 ③		F FF 93 X CU 81 0-1 1-H 2-H 2B			4	1	2	3	0	0	1
13 Alex Avila, L (1, 2) OBP: 0.308, SLG: 0.396	B CU 78 C CU 79 D CU 78 B FF 92 D FS 81 4-1 2-3 BB			B SI 89 B CU 79 X FF 88 2-0 25 FC5-4 26 1B 32 1B 1B		B SI 88 C FS 84 F CU 80 B CU 73 B FS 83 F SI 88 X FC 85 3-2 G4-3 ①	X SI 93 0-0 F8 ③			3	1	1	0	1	0	1
26 Brennan Boesch, L (1, 9) OBP: 0.270, SLG: 0.362 39 Ramon Santiago, S (8, 4) OBP: 0.238, SLG: 0.246	B SI 91 T CU 79 F CU 79 S CU 77 1-3 K2-3 ③			C CU 78 X FF 90 0-1 1-2 25 FC5-4 1B		C FS 83 B FC 87 F CU 77 F SI 91 F FC 88 F CU 79 X FS 82 1-2 G6-3 ②		B CU 80 X FF 93 1-0 27 2B 2B		3 1	0 0	1 1	0 0	0 0	1 0	2 0
27 Jhonny Peralta, R (1, 6) OBP: 0.343, SLG: 0.370		F SI 90 X FF 91 0-1 25 G6-4-3 1B		C FF 90 X CU 77 0-1 L5 ①		X SI 89 0-0 1B		B FF 93 C CU 82 S CU 83 D CU 84 X FF 94 2-2 2-3 2B		4	0	3	0	0	0	2
25 Ryan Raburn, R (1, 4) OBP: 0.218, SLG: 0.222 (8, 9)		F FF 90 1 SAFE F CU 78 D CU 77 B SI 91 X SI 90 2-2 G6-4-3 ①② 1-2f		L CU 78 X SI 88 0-1 FC5-4 32 1B ② 1-2f 2-3		D CU 76 X SI 88 1-0 G6-3 ③		C CU 82 F FF 94 S FF 94 0-3 K ①		4	0	0	0	0	1	6
Inning Stats	R: 2 E: 0 K: 1 S: 13 H: 3 LOB: 2 BB: 1 P: 24	R: 0 E: 0 K: 1 S: 8 H: 1 LOB: 0 BB: 0 P: 11	R: 0 E: 0 K: 2 S: 9 H: 0 LOB: 0 BB: 0 P: 13	R: 2 E: 0 K: 0 S: 15 H: 4 LOB: 2 BB: 0 P: 19	R: 0 E: 0 K: 0 S: 4 H: 0 LOB: 0 BB: 0 P: 8	R: 0 E: 0 K: 0 S: 12 H: 1 LOB: 1 BB: 0 P: 17	R: 2 E: 0 K: 0 S: 9 H: 2 LOB: 1 BB: 1 P: 14	R: 0 E: 0 K: 3 S: 13 H: 2 LOB: 2 BB: 0 P: 18		1B: 7 2B: 5 3B: 0 HR: 1		SF: 0 SAC: 0 DP: 1 HBP: 0		WP: 1 PB: 0 SB: 0 CS: 0	PA: 38	

	AB	R	H	RBI	BB	SO	LOB
	36	6	13	6	2	7	20

PITCHER		IP	WLS	BF	H	R	ER	SO	BB	IBB	HBP	BLK	WP	HR	S	P	ERA	WHIP
50 Charlie Morton, R ERA: 4.35	(1, 1)	6.0	L	27	9	4	4	4	1	0	0	0	1	1	61	92	6.00	1.667
30 Chris Resop, R ERA: 3.63	(7, 1)	1.0		6	2	2	2	0	1	0	0	0	0	0	9	14	18.00	3.000
32 Brad Lincoln, R ERA: 1.27	(8, 1)	1.0		5	2	0	0	3	0	0	0	0	0	0	13	18	0.00	2.000

PITCHER	IP	WLS	BF	H	R	ER	SO	BB	IBB	HBP	BLK	WP	HR	S	P	ERA	WHIP

Batter	1	2	3	4	5	6	7	8	9	AB	R	H	RBI	BB	SO	LOB
31 Jose Tabata, R (1, 9) OBP: 0.281, SLG: 0.350	C SI 90 B SI 92 B FC 86 F SI 91 X KC 79 2-2 G6-3 ①	B KC 76 C SI 90 F SI 90 X KC 80 1-2 5 BB 1-2 1B		1 SAFE 0-0 CS ③ 1-2	B SI 88 B SI 89 C SI 89 C KC 78 X KC 79 2-2 F8 ①		C FF 96 C FF 98 X SL 90 0-2 G4-3 ①		F FF 94 C SL 85 X CH 82 0-2 G5-3 ②	5	0	1	0	0	0	0
5 Josh Harrison, R (1, 4) OBP: 0.306, SLG: 0.413	X SI 91 0-0 22 HR 1B	C KC 78 D FC 85 F KC 77 F SI 91 B FC 84 F KC 80 F SI 93 F KC 79 F KC 82 4-2 D FC 86 B KC 79 1-2 2-3 BB			S SI 91 F SI 93 H FC 87 1-2 22 HR HBP		S FF 97 B FF 97 B FF 96 S FF 97 T FF 97 2-2 K ②		B FF 94 S CH 82 X CH 82 1-1 F7 ③	3	2	1	0	1	1	0
22 Andrew McCutchen, R (1, 8) OBP: 0.405, SLG: 0.566	F SI 89 B CH 83 C KC 77 1 SAFE X SI 92 1-2 1-H HR	B KC 77 F SI 90 X SI 93 1-1 F9 ③			B SI 91 X SI 91 1-0 1-H HR		X FF 97 0-0 F8 ③			4	2	2	4	0	0	3
24 Pedro Alvarez, L (1, 5) OBP: 0.269, SLG: 0.436	C SI 93 B FC 87 B KC 79 B SI 92 B SI 92 4-1 BB		B KC 76 F SI 90 C KC 79 S KC 82 1-3 K2-3 ①		B KC 78 F SI 93 C KC 80 S KC 83 1-3 K ②			S SL 81 S SL 83 C SL 82 0-3 K ①		3	0	0	0	1	3	0
18 Neil Walker, S (1, 10) OBP: 0.311, SLG: 0.319	C SI 90 B FC 86 T SI 92 S KC 78 1-3 K ②		F CH 82 B CH 84 X FC 87 1-1 F7 ②		C SI 92 X FC 84 0-1 1B			F FF 93 B SL 84 C SL 81 F SL 80 X CH 83 1-2 26 1B 1B		4	0	2	0	0	1	1
26 Rod Barajas, R (1, 2) OBP: 0.266, SLG: 0.375	C SI 91 F KC 78 F KC 80 S KC 80 0-3 K ③		B CH 82 C SI 92 G SI 93 B SI 94 S KC 81 2-3 K ③		F FF 94 B FF 96 F FF 98 F SL 88 S SL 86 1-3 K ③			S CH 83 S CH 81 X SL 81 0-2 1-3 1B		4	0	1	0	0	3	2
14 Casey McGehee, R (1, 3) OBP: 0.288, SLG: 0.264		C SI 89 B CH 81 B FC 86 B SI 90 X SI 91 3-1 5 BB 31 1B 1B		C SI 90 X KC 77 0-1 L5 ①		X FF 97 0-0 L9 ①		M CH 82 3 SAFE S CH 80 F CH 83 F SI 93 S SL 81 0-3 K ②		4	0	1	0	0	1	2
36 Yamaico Navarro, R (1, 7) OBP: 0.261, SLG: 0.250 2 Nate McLouth, L (7, 7) OBP: 0.228, SLG: 0.192		C SI 90 B SI 90 S KC 78 S KC 81 1-3 K ①		L SI 90 B SI 91 B SI 91 S SI 91 X SI 93 2-2 31 CS 1B		B FF 96 C FF 96 C FF 97 T FF 97 1-2 K ②		C SL 82 X SL 82 0-1 G6-3 ③		3 1	0 0	1 0	0 0	0 0	2 0	1 2
12 Clint Barmes, R (1, 6) OBP: 0.179, SLG: 0.271		C SI 91 1 SAFE B SI 91 F SI 91 X KC 79 1-2 P2 ②		C KC 79 F SI 92 1 SAFE X KC 80 0-2 F7 ②		B FF 97 T FF 96 S FF 98 X FF 98 1-2 F8 ③			B FF 94 S FF 94 F FF 94 F CH 85 S CH 85 1-3 K ①	4	0	0	0	0	1	2
Inning Stats	R: 2 E: 0 K: 2 S: 15 H: 2 LOB: 1 BB: 1 P: 23	R: 0 E: 0 K: 1 S: 20 H: 2 LOB: 3 BB: 1 P: 31	R: 0 E: 0 K: 2 S: 8 H: 0 LOB: 0 BB: 0 P: 12	R: 0 E: 0 K: 0 S: 8 H: 1 LOB: 0 BB: 0 P: 10	R: 2 E: 0 K: 2 S: 15 H: 2 LOB: 1 BB: 0 P: 21	R: 0 E: 0 K: 1 S: 7 H: 0 LOB: 0 BB: 0 P: 9	R: 0 E: 0 K: 1 S: 7 H: 0 LOB: 0 BB: 0 P: 9	R: 0 E: 0 K: 2 S: 17 H: 2 LOB: 2 BB: 0 P: 18	R: 0 E: 0 K: 1 S: 9 H: 0 LOB: 0 BB: 0 P: 11	1B: 7 2B: 0 3B: 0 HR: 2 SF: 0 SAC: 0 DP: 0 HBP: 1						

PITCHER		IP	WLS	BF	H	R	ER	SO	BB	IBB	HBP	BLK	WP	HR	S	P	ERA	WHIP
33 Drew Smyly, L ERA: 2.89	(1, 1)	4.2	L	23	7	4	4	6	2	0	1	0	0	2	62	92	7.71	1.929
60 Brayan Villarreal, R ERA:	(5, 1)	2.1		7	0	0	0	3	0	0	0	0	0	0	18	23	0.00	0.000
40 Phil Coke, L ERA: 4.67	(8, 1)	1.0		5	2	0	0	2	0	0	0	0	0	0	17	18	0.00	2.000
53 Joaquín Benoit, R ERA: 2.7	(9, 1)	1.0		3	0	0	0	1	0	0	0	0	0	0	9	11	0.00	0.000

PITCHER	IP	WLS	BF	H	R	ER	SO	BB	IBB	HBP	BLK	WP	HR	S	P	ERA	WHIP

TOP

Pittsburgh Pirates @ Detroit Tigers

Comerica Park, Detroit, MI

Sat May 19 2012, 4:08 PM - 7:13 PM EDT

Att. 42,953 - Sunny - 83 F

livebaseballscorecards.com

AB	35
R	4
H	9
RBI	4
BB	2
SO	12
LOB	13

WP: 0 PA: 39
PB: 0
SB: 0
CS: 1

Batter	1	2	3	4	5	6	7	8	9	AB	R	H	RBI	BB	SO	LOB
32 Don Kelly, L (1, 8) OBP: 0.293, SLG: 0.196	B SI 93 C FF 93 C SI 94 X FF 94 1-2 ① G4-3	C SI 94 B KC 82 B SI 94 F FF 94 B SI 95 X FF 95 3-2 ③ P5		B CH 88 B FF 92 B FF 92 C FF 92 B FF 93 4-1 12 WP 12 S BB		1 SAFE 1 SAFE C SI 92 1 SAFE S KC 82 S 0-3 ③ K			C FF 95 F FF 95 B SL 88 B FF 97 F FF 97 F FF 98 X SL 88 2-2 ① P5	4	0	0	0	1	1	4
12 Andy Dirks, L (1, 7) OBP: 0.408, SLG: 0.585	B FF 94 F SI 89 F KC 83 X KC 81 1-2 ② G3-1		B CH 88 C CH 89 X FF 92 1-1 24 G3-1 28 HR 2B	1 SAFE C SI 92 F FF 92 F KC 81 B SI 94 B SI 94 B SI 89 X KC 82 3-2 ③ F7 1-3			B FF 94 C FF 94 B FF 94 F FF 95 B FF 96 X FF 94 3-2 ① L8		B FF 96 C FF 97 C FF 96 F SL 90 S FF 98 1-3 ② K	5	1	1	0	0	1	1
24 Miguel Cabrera, R (1, 5) OBP: 0.358, SLG: 0.500	C FF 95 X CH 87 0-1 1B		D KC 82 X FF 94 1-0 ① G3-1 2-3		B SI 91 B FF 91 C FF 91 X SI 91 2-1 ① G5-3		X FF 95 0-0 21 F8 28 1B 13 PB 1B		B FF 96 F FF 97 B FF 98 F FF 97 B SL 88 B FF 98 4-2 BB	4	1	2	0	1	0	1
28 Prince Fielder, L (1, 3) OBP: 0.366, SLG: 0.487	B KC 81 X FF 94 1-0 ③ F7		B FF 93 F SI 90 X KC 82 1-2 HR 3-H		B CH 88 F FF 92 B SI 92 X FF 92 2-1 ② G4-3		F FF 95 C FF 96 X FF 96 0-2 13 PB 1-2 1B		F FF 98 F FF 98 B FF 98 S SL 89 1-3 ③ K	5	1	2	2	0	1	2
21 Delmon Young, R (1, 10) OBP: 0.299, SLG: 0.366		S SI 93 F SI 93 F SI 92 F KC 81 B FF 94 X SI 93 1-2 ① G4-3	C SI 93 X CH 88 0-1 13 G6-3 1B		B KC 80 F FF 92 B FF 91 X FF 90 2-1 2B		X SL 83 0-0 ② F8 2-3			4	0	2	0	0	0	2
13 Alex Avila, L (1, 2) OBP: 0.298, SLG: 0.382		C FF 94 C SI 93 B KC 81 B SI 92 X SI 89 2-2 ② G1-3	C FF 94 X SI 93 0-1 ② G6-3 1-2		B SI 93 F SI 92 S KC 79 X SI 94 1-2 ③ G4-3		D SL 85 F FF 94 B FF 95 C SL 84 S SL 84 2-3 ③ K 1-2 3-H			4	0	0	0	0	1	3
26 Brennan Boesch, L (1, 9) OBP: 0.276, SLG: 0.365		C FF 94 X KC 82 0-1 39 BB 27 BB 1B	C KC 82 B FF 94 X SI 94 1-1 ③ G6-3			B FF 91 B FF 91 F SI 91 C SI 93 B SI 92 C SI 93 3-3 ① K		C FF 93 C SL 79 F FC 89 X FC 89 0-2 39 L3 1B		4	0	2	0	0	1	1
27 Jhonny Peralta, R (1, 6) OBP: 0.341, SLG: 0.361		B FF 94 F FF 94 F FF 93 F FF 95 D KC 83 D KC 85 B SI 94 4-2 39 BB 1-2 BB		C FF 91 X SI 91 0-1 ① L4		C KC 80 X KC 81 0-1 ② G5-3		C FF 95 S SL 80 F FF 95 B FC 90 F FC 89 F FC 87 S SL 80 1-3 ① K		3	0	0	0	1	1	1
39 Ramon Santiago, S (1, 4) OBP: 0.254, SLG: 0.250		B FF 94 B SI 94 C FF 93 B FF 93 B FF 94 4-1 1-2 2-3 BB		C SI 92 F FF 92 F SI 92 B FF 94 X SI 93 1-2 ② G4-3		X FF 92 0-0 1B		C FC 87 1 SAFE 1 SAFE B SL 78 X SL 78 1-1 ② ③ L3 1-1		3	0	1	0	1	0	1
Inning Stats	R: 0 E: 0 K: 0 S: 9 H: 1 LOB: 1 BB: 0 P: 12	R: 0 E: 0 K: 0 S: 17 H: 1 LOB: 3 BB: 2 P: 31	R: 2 E: 0 K: 0 S: 12 H: 3 LOB: 1 BB: 0 P: 16	R: 0 E: 0 K: 0 S: 11 H: 0 LOB: 1 BB: 1 P: 19	R: 0 E: 0 K: 0 S: 9 H: 1 LOB: 1 BB: 0 P: 16	R: 0 E: 0 K: 2 S: 9 H: 1 LOB: 1 BB: 0 P: 12	R: 1 E: 0 K: 1 S: 11 H: 2 LOB: 1 BB: 0 P: 16	R: 0 E: 0 K: 1 S: 12 H: 1 LOB: 0 BB: 0 P: 14	R: 0 E: 0 K: 2 S: 14 H: 0 LOB: 1 BB: 1 P: 22	1B: 7 2B: 3 3B: 0 HR: 1 SF: 0 SAC: 0 DP: 1 HBP: 0	WP: 1 PB: 1 SB: 1 CS: 0 PA: 40					

PITCHER		IP	WLS	BF	H	R	ER	SO	BB	IBB	HBP	BLK	WP	HR	S	P	ERA	WHIP
34 A.J. Burnett, R ERA: 4.78	(1, 1)	6.0	W	28	7	2	2	2	3	0	0	0	1	1	67	106	3.00	1.667
39 Jason Grilli, R ERA: 2.25	(7, 1)	1.0	H	5	2	1	0	1	0	0	0	0	0	0	11	16	0.00	2.000
37 Juan Cruz, R ERA: 0.56	(8, 1)	1.0	H	3	1	0	0	1	0	0	0	0	0	0	12	14	0.00	1.000
52 Joel Hanrahan, R ERA: 3.07	(9, 1)	1.0	S	4	0	0	0	2	1	0	0	0	0	0	14	22	0.00	1.000

PITCHER	IP	WLS	BF	H	R	ER	SO	BB	IBB	HBP	BLK	WP	HR	S	P	ERA	WHIP

BOTTOM

Pittsburgh Pirates @ Detroit Tigers

Comerica Park, Detroit, MI

Sat May 19 2012, 4:08 PM - 7:13 PM EDT

Att. 42,953 - Sunny - 83 F

livebaseballscorecards.com

AB	36
R	3
H	10
RBI	2
BB	4
SO	6
LOB	16

Pittsburgh Pirates @ Detroit Tigers

Comerica Park, Detroit, MI

Sun May 20 2012, 1:06 PM - 3:54 PM EDT

Att. 39,971 - Sunny - 82 F

TOP

livebaseballscorecards.com

Batter	1	2	3	4	5	6	7	8	9	AB	R	H	RBI	BB	SO	LOB
31 Jose Tabata, R (1, 9) OBP: 0.273, SLG: 0.340	C SI 92 X SI 93 0-1 F9		C SL 87 F SI 94 D CH 85 B SI 95 X SL 87 2-2 FC6-4 1-2f			C FF 94 B FF 94 T CH 86 X SL 87 1-2 G1-3		B FC 92 B FF 92 C FF 92 B FF 92 X FF 92 3-1 F8		4	0	0	0	0	0	2
18 Neil Walker, S (1, 4) OBP: 0.310, SLG: 0.338	S SI 93 C SI 96 S FF 94 0-3 K		1 SAFE B CH 87 1 SAFE C CH 85 F CH 87 B FF 96 1 SAFE S FF 96 2-3 K			C SL 86 B FF 94 B CH 85 F SI 93 F FF 96 B FF 94 F CH 86 F FF 96 F FF 97 3-2 X SL 87 HR		1 SAFE B FF 92 C FF 93 B FF 93 X FC 92 2-1 F9		4	1	1	1	0	2	2
22 Andrew McCutchen, R (1, 8) OBP: 0.395, SLG: 0.550	C FF 93 T CH 85 F FF 97 S CH 85 0-3 K			C FF 94 B SI 95 F SL 85 B FF 96 S SL 86 2-3 K		F SL 83 B CH 84 F FF 94 S SL 88 1-3 K		X SL 81 0-0 E1 1-2		4	0	0	0	0	3	1
24 Pedro Alvarez, L (1, 10) OBP: 0.269, SLG: 0.425		C FF 93 B FF 95 S FF 95 T FF 95 1-2 K		S CH 86 F FF 94 S CH 88 0-3 K		B CH 84 S FF 94 B SI 94 B CH 83 B FF 94 4-1 BB		D SL 82 C SL 82 C SL 82 S SL 82 1-3 K		3	0	0	0	1	3	2
46 Garrett Jones, L (1, 3) OBP: 0.253, SLG: 0.429		B SI 94 F FF 95 S CH 86 B FF 95 X SL 86 2-2 2B		B FF 93 S FF 95 F F CH 87 S CH 89 1-3 K		F FF 94 C CH 86 S FF 98 0-3 K			S FF 94 F FF 95 F FF 96 X CH 85 0-2 G3	4	0	1	0	0	2	1
5 Josh Harrison, R (1, 5) OBP: 0.302, SLG: 0.420		F FF 94 B SI 96 X FF 93 1-1 P3			B SL 86 B FF 93 C FF 93 F SI 94 T CH 86 2-2 K		C SL 83 F SL 86 T FF 95 0-2 K		C SI 95 B FF 95 X SL 85 1-1 26 WP 26 SF8 2B	4	1	1	0	0	2	1
26 Rod Barajas, R (1, 2) OBP: 0.265, SLG: 0.407		S SL 86 D SL 88 F FF 95 F FF 96 S CH 86 1-3 K			X SI 93 0-0 HR		B CH 84 S SL 85 X FF 93 1-1 F8		F CH 83 S CH 84 B CH 85 B SL 89 X CH 86 2-2 SF8 2-H	3	1	1	2	0	1	1
2 Nate McLouth, L (1, 7) OBP: 0.213, SLG: 0.179			C SI 92 B FF 93 B CH 86 B FF 95 C FF 95 S FF 96 3-3 K		B FF 93 F FF 94 F CH 86 F FF 96 B CH 87 B FF 96 S CH 86 3-3 K		B FF 94 F CH 86 B CH 87 C FF 94 B FF 97 F SI 97 X FF 96 3-2 F7		B FF 95 B FF 94 C FF 93 F SI 94 F FF 96 C CH 84 2-3 K	4	0	0	0	0	3	0
12 Clint Barmes, R (1, 6) OBP: 0.190, SLG: 0.281			F FF 94 B SI 94 S SI 94 X SI 95 1-2 31 FC6-4 1B		C SL 88 B SL 88 C SL 88 S FF 97 1-3 K			S FF 90 F FC 92 B SL 82 X SL 80 1-2 22 E 1B		3	0	2	0	0	1	0
Inning Stats	R: 0 E: 0 K: 2 S: 9 H: 0 LOB: 0 BB: 0 P: 9	R: 0 E: 0 K: 2 S: 12 H: 1 LOB: 1 BB: 0 P: 17	R: 0 E: 0 K: 2 S: 12 H: 1 LOB: 1 BB: 0 P: 20	R: 0 E: 0 K: 3 S: 10 H: 0 LOB: 0 BB: 0 P: 13	R: 1 E: 0 K: 3 S: 11 H: 1 LOB: 0 BB: 0 P: 17	R: 1 E: 0 K: 2 S: 17 H: 1 LOB: 1 BB: 1 P: 26	R: 0 E: 0 K: 1 S: 9 H: 0 LOB: 0 BB: 0 P: 13	R: 0 E: 1 K: 1 S: 11 H: 1 LOB: 2 BB: 0 P: 18	R: 1 E: 0 K: 1 S: 13 H: 1 LOB: 0 BB: 0 P: 18	1B: 2 2B: 2 3B: 0 HR: 2 SF: 1 SAC: 0 DP: 0 HBP: 0						

	AB	33
	R	3
	H	6
	RBI	3
	BB	1
	SO	17
	LOB	10

WP: 1 PB: 0 SB: 0 CS: 0 PA: 35

PITCHER		IP	WLS	BF	H	R	ER	SO	BB	IBB	HBP	BLK	WP	HR	S	P	ERA	WHIP
37 Max Scherzer, R ERA: 5.73	(1, 1)	7.0	W	26	4	2	2	15	1	0	0	0	0	2	80	115	2.57	0.714
20 Octavio Dotel, R ERA: 3.21	(8, 1)	0.2	H	4	1	0	0	0	0	0	0	0	0	0	8	14	0.00	1.500
40 Phil Coke, L ERA: 4.58	(8, 1)	0.1	H	1	0	0	0	1	0	0	0	0	0	0	3	4	0.00	0.000
53 Joaquín Benoit, R ERA: 3.06	(9, 1)	1.0	S	4	1	1	1	1	0	0	0	0	1	0	13	18	9.00	1.000

PITCHER		IP	WLS	BF	H	R	ER	SO	BB	IBB	HBP	BLK	WP	HR	S	P	ERA	WHIP

Batter	1	2	3	4	5	6	7	8	9	AB	R	H	RBI	BB	SO	LOB
32 Don Kelly, L (1, 8) OBP: 0.274, SLG: 0.182	F FF 91 F FF 92 F CU 79 X SI 92 0-2 ① F9		F FF 90 B CH 86 B CH 86 X SI 91 2-1 ② P5			B SI 91 B F SI 91 S SI 91 X SL 87 2-2 ① G3-1	C FF 95 D FF 96 X CU 84 1-1 ③ F9			4	0	0	0	0	0	1
12 Andy Dirks, L (1, 7) OBP: 0.393, SLG: 0.561	B FF 92 X CH 88 1-0 ② P6		C CH 88 B FC 89 X SL 88 1-1 ③ F7			X FF 90 0-0 ② P6		B SI 93 B SI 93 C SI 92 B SI 94 C SI 92 X SI 92 3-2 ① F8		4	0	0	0	0	0	0
24 Miguel Cabrera, R (1, 5) OBP: 0.356, SLG: 0.494	B FC 93 F FF 92 X FF 91 1-1 ③ 1B			C SI 92 F CH 86 F B FF 91 T FC 90 1-2 ① K		X FF 92 0-0 ③ G6-3		B SL 84 X SI 93 1-0 ② G5-3		4	0	1	0	0	1	0
28 Prince Fielder, L (1, 3) OBP: 0.364, SLG: 0.487	B SI 90 C CH 86 B CH 87 B SL 89 F SI 91 X CH 87 3-2 ③ G1-3			B CH 88 S SI 88 F CH 86 F FF 90 B FF 91 B FF 93 F SI 88 F FF 88 X CU 79 3-2 ② F9			F FF 90 F FF 88 F FC 88 X CH 86 0-2 21 1B 2B	B SI 92 B SI 93 C SI 94 F FF 94 F SI 94 F SI 95 S 2-3 ③ K		4	1	1	0	0	1	1
21 Delmon Young, R (1, 10) OBP: 0.299, SLG: 0.365		X FF 88 0-0 ① F8		F FF 92 X FF 92 0-1 ③ F8			F FF 90 X FF 90 0-1 13 PB 26 G4-3 13 1B 1B 2-H			3	1	1	1	0	0	0
26 Brennan Boesch, L (1, 9) OBP: 0.271, SLG: 0.358 39 Ramon Santiago, S (8, 4) OBP: 0.254, SLG: 0.250		C SI 90 X CU 75 0-1 ② F8			X FC 89 0-0 ① P5		B SL 85 1 SAFE X SL 85 1-0 ① G4-3 1-2			3 0	0 0	0 0	0 0	0 0	0 0	1 0
27 Jhonny Peralta, R (1, 6) OBP: 0.355, SLG: 0.390		C SI 91 B SI 91 H SI 90 2-1 HBP			F FF 90 B CU 77 X SL 88 1-1 HR		C SI 94 B SI 95 B CH 87 S SL 84 B SL 87 D SL 86 4-2 13 PB 13 1B BB			1	2	1	1	1	0	0
13 Alex Avila, L (1, 2) OBP: 0.299, SLG: 0.381		B SI 91 C SL 88 F SI 90 S SL 87 1-3 ③ K			X CH 87 0-0 ② G3		T SL 84 F SL 84 B SI 95 F SI 96 B SI 96 X SL 86 2-2 25 S 1B 1-H 2-H			3	0	1	2	0	1	1
25 Ryan Raburn, R (1, 4) OBP: 0.213, SLG: 0.216 (8, 9)			C SI 90 C CU 77 B SL 89 B SL 89 F SL 85 B FF 91 X FF 89 3-2 ① P3		B SI 91 F SI 91 F FF 91 F SI 92 B CU 80 F SI 91 X FF 89 2-2 ③ P4		C SI 94 S CU 85 S CU 84 0-3 ② K 1-2			3	0	0	0	0	1	1
Inning Stats	R: 0 E: 0 K: 0 S: 10 H: 1 LOB: 1 BB: 0 P: 15	R: 0 E: 0 K: 1 S: 7 H: 0 LOB: 1 BB: 0 P: 10	R: 0 E: 0 K: 0 S: 8 H: 0 LOB: 0 BB: 0 P: 14	R: 0 E: 0 K: 1 S: 12 H: 0 LOB: 0 BB: 0 P: 16	R: 1 E: 0 K: 0 S: 9 H: 1 LOB: 0 BB: 0 P: 12	R: 0 E: 0 K: 0 S: 5 H: 0 LOB: 0 BB: 0 P: 7	R: 3 E: 0 K: 1 S: 18 H: 3 LOB: 1 BB: 1 P: 26	R: 0 E: 0 K: 1 S: 9 H: 0 LOB: 0 BB: 0 P: 15		1B: 3 2B: 1 3B: 0 HR: 1	SF: 0 SAC: 0 DP: 0 HBP: 1			WP: 0 PB: 1 SB: 1 CS: 0	PA: 31	

PITCHER		IP	WLS	BF	H	R	ER	SO	BB	IBB	HBP	BLK	WP	HR	S	P	ERA	WHIP
29 Kevin Correia, R ERA: 4.5	(1, 1)	6.0	L	23	4	3	3	2	0	0	1	0	0	1	57	80	4.50	0.667
44 Tony Watson, L ERA: 3.77	(7, 1)	0.1		3	1	1	0	0	1	0	0	0	0	0	7	14	0.00	6.000
32 Brad Lincoln, R ERA: 1.23	(7, 1)	0.2		2	0	0	0	1	0	0	0	0	0	0	5	6	0.00	0.000
48 Jared Hughes, R ERA: 1.25	(8, 1)	1.0		3	0	0	0	1	0	0	0	0	0	0	9	15	0.00	0.000

PITCHER	IP	WLS	BF	H	R	ER	SO	BB	IBB	HBP	BLK	WP	HR	S	P	ERA	WHIP

BOTTOM

Pittsburgh Pirates @ Detroit Tigers

Comerica Park, Detroit, MI

Sun May 20 2012, 1:06 PM - 3:54 PM EDT

Att. 39,971 - Sunny - 82 F

livebaseballscorecards.com

AB	29
R	4
H	5
RBI	4
BB	1
SO	4
LOB	5

New York Mets @ Pittsburgh Pirates

PNC Park, Pittsburgh, PA

Mon May 21 2012, 7:08 PM - 10:06 PM EDT

Att. 14,556 - Partly Cloudy - 76 F

TOP

livebaseballscorecards.com

Batter	1	2	3	4	5	6	7	8	9	AB	R	H	RBI	BB	SO	LOB
56 Andres Torres, S (1, 8) OBP: 0.333, SLG: 0.270 60 Jon Rauch, R (8, 1)	B FS 85 C SI 85 F FF 89 B SI 90 S CU 76 2-3 K	B CU 78 B SI 91 B CU 76 B FF 89 4-0 2 1B 5 1B BB	C FF 87 B FF 90 F CH 76 S CU 78 1-3 K	C FF 91 X FF 92 0-1 B1 B SI 92 B SI 91 C SI 93 F SI 92 X SI 92 2-2 FC4-6 1-2f		4 1 0 0 1 2 2 0 0 0 0 0 0 0
2 Justin Turner, R (1, 4) OBP: 0.270, SLG: 0.263 28 Daniel Murphy, L (9, PH) OBP: 0.362, SLG: 0.390	F FF 89 C FF 90 B SI 90 F CU 76 X FC 88 1-2 G4-3	X CU 77 0-0 5 1B 1-3 2-H 3-H 1B	B FF 92 C FF 89 B SI 91 F CU 77 X SI 91 2-2 L3	F FF 92 B FF 93 C FF 90 B CU 82 F SI 93 B FF 91 B FF 94 4-2 5 1B BB		C FF 96 F FF 97 F FF 96 B FF 96 X SL 88 1-2 G3	3 0 1 2 1 0 0 1 0 0 0 0 0 0
5 David Wright, R (1, 5) OBP: 0.515, SLG: 0.622	B FF 90 B CU 77 B FF 91 C FF 89 B SI 90 4-1 12 FC6-4 BB	B FF 91 B FF 91 F CU 77 F FF 90 X CU 76 2-2 12 FC5-4 1-2 3-H 1B	X CH 74 0-0 F9	1 SAFE F FF 91 1 SAFE 1 SAFE B FF 91 D CU 81 X FF 90 2-1 1-2 1B		F FF 96 B FF 97 X FF 96 1-1 G6-3	4 0 2 1 1 0 0
12 Scott Hairston, R (1, 7) OBP: 0.298, SLG: 0.462 29 Ike Davis, L (6, 3) OBP: 0.218, SLG: 0.299	C SI 90 B SI 91 F SI 90 B FF 91 F CU 76 X FF 91 2-2 FC6-4 1-2f	X CH 76 0-0 FC5-4 1-2f	B FF 89 B CH 75 C FS 84 B FS 84 X SI 87 3-1 F9	B SL 83 F SI 94 F SL 85 B SI 93 S SL 83 2-3 K		F FF 97 B FF 97 F FF 97 B FF 96 S FF 97 2-3 K	3 0 0 0 0 0 3 2 0 0 0 0 2 2
21 Lucas Duda, L (1, 9) OBP: 0.348, SLG: 0.390	B SI 90 S FF 90 C SI 88 B FF 90 X SI 89 2-2 L4	C SI 87 C FF 90 S CU 78 0-3 K	B FF 88 C FS 84 C FF 90 B CU 77 X FF 88 2-2 33 FC5-4 1B	F SL 84 X SL 83 0-1 G4-3			4 0 1 0 0 1 2
33 Vinny Rottino, R (1, 3) OBP: 0.143, SLG: 0.143 (6, 7) 9 Kirk Nieuwenhuis, L (8, PH) OBP: 0.359, SLG: 0.391 (8, 8)	X SI 92 0-0 13 2B 1B	B FF 91 B CH 77 C CH 76 B FF 90 X FF 88 3-1 L6	B SI 91 X FS 84 1-0 FC5-4 1-2f		C SI 92 B SI 93 S SI 93 X SI 93 1-2 4 WP 13 G5-3 1B		3 1 1 0 0 0 1 1 0 1 0 0 0 0
13 Ronny Cedeno, R (1, 6) OBP: 0.375, SLG: 0.362	B CU 76 C CU 76 F SI 91 F CU 77 B SI 91 D CU 77 X FF 90 3-2 57 SH5-4 2 1B 1-H 2B	B SI 90 B CU 76 C FF 88 B CH 76 C SI 89 F SI 89 X CU 75 3-2 1B		C FF 92 S FF 92 C FF 93 0-3	M SI 92 L SI 92 F SI 93 1 SAFE F SI 93 P PO 85 1 SAFE P PO 86 X SI 92 2-2 G5-3 1-2		4 1 2 1 0 1 1
4 Mike Nickeas, R (1, 2) OBP: 0.264, SLG: 0.196	C CU 75 B FC 90 B CH 77 B CU 76 B SI 90 4-1 57 SH5-4 2 1B BB	B SI 89 B CH 79 C CU 74 S CH 78 C SI 90 2-3 K		X FF 92 0-0 G6-3	C SI 92 B SI 93 S SI 94 B SI 92 S SI 94 2-3 K 2-3		3 1 0 0 1 2 2
57 Johan Santana, L (1, 1) OBP: 0.063, SLG: 0.063 39 Bobby Parnell, R (7, 1) 40 Tim Byrdak, L (7, 1) 23 Mike Baxter, L (8, PH) OBP: 0.469, SLG: 0.610 (8, 7)	X SI 91 0-0 SH5-4 1-2 2-3		B FF 87 C SI 89 B FF 88 X SI 88 2-1 P6	B FF 92 S SI 91 F FF 91 F CU 81 F CU 81 B FF 92 S FF 92 2-3 K	I IN 76 I IN 77 I IN 78 I IN 77 4-0 56 FC4-6 IBB		2 0 0 0 0 1 0 0 0 0 0 0 0 0 0 0 0 0 0 0 0 0 0 0 0 1 0 0

AB	34
R	4
H	8
RBI	4
BB	5
SO	9
LOB	13

| Inning Stats | | |

BOTTOM

Batter	1	2	3	4	5	6	7	8	9	AB	R	H	RBI	BB	SO	LOB
31 Jose Tabata, R (1, 7) (9, 9) OBP: 0.273, SLG: 0.333	B FF 88 X FF 88 1-0 L7 ①		C SL 80 X SL 82 0-1 G1-6-3 ②③ 1-2f		B FF 88 B CH 76 X SI 88 2-0 G4-3 ②		B SL 81 B CH 77 B SL 79 B SI 88 4-0 5 E BB			3	0	0	0	1	0	1
5 Josh Harrison, R (1, 9) OBP: 0.298, SLG: 0.426 52 Joel Hanrahan, R (9, 1)	B FF 88 C SI 88 F SL 81 X CH 75 1-2 G5-3 ②			B SI 88 B CH 79 F FF 89 X FF 89 2-1 22 2B 2B	F CH 80 X FF 90 0-1 G3 ③		1 SAFE 1 SAFE B FF 92 F KC 81 X FF 94 1-1 FC5 1-2			4 0	1 0	1 0	0 0	0 0	0 0	1 0
22 Andrew McCutchen, R (1, 8) OBP: 0.398, SLG: 0.556	F FF 88 X FF 89 0-1 1B			X SL 84 0-0 24 2B 2-H 2B		B FF 89 X SL 79 1-0 F8 ①	C FF 93 D KC 82 F FF 95 S FF 93 1-3 K ②			4	1	2	1	0	1	2
24 Pedro Alvarez, L (1, 5) OBP: 0.268, SLG: 0.427	X SL 78 0-0 P4 ③			S SL 77 B FF 90 B SL 78 X SL 80 2-1 12 BB 2-H 2B		X FF 90 0-0 G4-3 ②	F SL 81 B SL 82 F SL 82 B FF 90 S SL 84 2-3 K ③			4	0	1	1	0	1	3
18 Neil Walker, S (1, 4) OBP: 0.308, SLG: 0.342		B SI 87 C FF 87 F CH 76 S CH 74 1-3 K ①		X FF 87 0-0 B1 ①	B CH 79 B FF 88 F FF 87 S SL 79 B CH 79 X SL 78 3-2 2B			F FF 90 F FF 90 X CU 75 0-2 E8 12 SF9		4	1	1	0	0	1	1
14 Casey McGehee, R (1, 3) OBP: 0.278, SLG: 0.253		B SL 81 C SI 88 B FF 89 S CH 80 B FF 89 S CH 75 3-3 K ②		D FF 89 X CH 76 1-0 E5 12 BB		B FF 88 C CH 74 B SI 89 F FF 88 S SL 80 2-3 K ③		F SL 86 D SL 84 B FF 90 F SL 84 F FF 90 X FF 90 2-2 G5-3 ①		4	0	0	0	0	2	3
12 Clint Barmes, R (1, 6) OBP: 0.200, SLG: 0.285		B FF 90 F SL 80 B SI 89 F CH 78 F FF 91 S CH 76 2-3 K ③		S CH 78 B FF 90 B CH 76 B CH 76 B CH 75 4-1 55 G6-4-3 1-2 2-3 BB			B FF 88 B FF 88 C FF 85 C FF 88 X CH 76 2-2 55 HR 1B	X SL 84 0-0 SF9 ② 3-H		2	1	1	1	1	1	0
55 Michael McKenry, R (1, 2) OBP: 0.278, SLG: 0.417			C SI 88 S CH 78 F FF 90 B FF 90 B CH 80 S CH 78 2-3 K ①	C FF 89 X CH 80 0-1 G6-4-3 ②③ 1-2f			B FF 87 X FF 87 1-0 1-H HR	C SL 84 C SL 85 S FF 90 0-3 K ③		4	1	1	2	0	2	3
45 Erik Bedard, L (1, 1) OBP: 0.133, SLG: 0.133 62 Gorkys Hernández, R (5, PH) 30 Chris Resop, R (6, 1) 44 Tony Watson, L (7, 1) 36 Yamaico Navarro, R (7, PH) OBP: 0.255, SLG: 0.244 48 Jared Hughes, R (8, 1) 2 Nate McLouth, L (9, 7) OBP: 0.213, SLG: 0.179			B FF 89 B FF 88 C FF 87 X FF 88 2-1 31 G1-6-3 1B		F FF 88 B SL 81 B CH 78 B FF 88 S SI 87 S SL 79 3-3 K ①		C CH 76 F SI 88 B FF 89 S SL 80 1-3 K ①			1 1 0 0 1 0 0 0	0 0 0 0 0 0 0 0	1 0 0 0 0 0 0 0	0 0 0 0 0 0 0 0	0 1 0 0 0 1 0 0	0 0 0 0 0 0 0 0	0 0 0 0 0 0 0 0
Inning Stats	R: 0 E: 0 K: 0 S: 7 H: 1 LOB: 1 BB: 0 P: 9	R: 0 E: 0 K: 3 S: 10 H: 0 LOB: 0 BB: 0 P: 16	R: 0 E: 0 K: 1 S: 8 H: 1 LOB: 0 BB: 0 P: 12	R: 2 E: 1 K: 0 S: 10 H: 3 LOB: 2 BB: 1 P: 19	R: 0 E: 0 K: 1 S: 6 H: 0 LOB: 0 BB: 0 P: 11	R: 0 E: 0 K: 1 S: 8 H: 1 LOB: 1 BB: 0 P: 14	R: 2 E: 1 K: 3 S: 15 H: 2 LOB: 2 BB: 1 P: 27	R: 1 E: 1 K: 1 S: 12 H: 0 LOB: 0 BB: 0 P: 14		1B: 3 2B: 4 3B: 0 HR: 1 SF: 1 SAC: 0 DP: 2 HBP: 0				WP: 0 PB: 0 SB: 0 CS: 0 PA: 35		

PITCHER		IP	WLS	BF	H	R	ER	SO	BB	IBB	HBP	BLK	WP	HR	S	P	ERA	WHIP
57 Johan Santana, L ERA: 3.24	(1, 1)	6.1		28	8	4	4	7	2	0	0	0	0	1	56	96	5.68	1.579
39 Bobby Parnell, R ERA: 2.79	(7, 1)	0.1		2	0	0	0	1	0	0	0	0	0	0	5	7	0.00	0.000
40 Tim Byrdak, L ERA: 3.0	(7, 1)	0.1		1	0	0	0	1	0	0	0	0	0	0	3	5	0.00	0.000
60 Jon Rauch, R ERA: 3.93	(8, 1)	1.0	L	4	0	1	0	1	0	0	0	0	0	0	12	14	0.00	0.000

PITCHER	IP	WLS	BF	H	R	ER	SO	BB	IBB	HBP	BLK	WP	HR	S	P	ERA	WHIP

New York Mets @ Pittsburgh Pirates

PNC Park, Pittsburgh, PA

Mon May 21 2012, 7:08 PM - 10:06 PM EDT

Att. 14,556 - Partly Cloudy - 76 F

livebaseballscorecards.com

AB	32
R	5
H	8
RBI	5
BB	2
SO	10
LOB	14

Batter	1	2	3	4	5	6	7	8	9	AB	R	H	RBI	BB	SO	LOB
23 Mike Baxter, L (1, 7) OBP: 0.453, SLG: 0.600	C SI 92 B FF 92 B FF 92 F SI 92 C SI 94 2-3 ① K		F FF 92 F FF 93 F CU 77 C SI 91 0-3 ② K		B FF 92 D SL 80 F FF 92 X FF 94 2-1 ③ L6			B FF 94 C CH 85 B FF 93 C SL 79 X FC 89 2-2 21 1B 2B		4	1	1	0	0	2	1
9 Kirk Nieuwenhuis, L (1, 8) OBP: 0.363, SLG: 0.390	C FF 93 C CU 76 S CU 78 0-3 ② K		B CH 84 B SL 80 S FF 92 S FF 94 F FF 94 F CU 77 X SI 92 2-2 1B			F CH 80 B FF 92 C CH 81 X CU 76 1-2 ① F8		C CH 85 F FF 93 B SL 80 B FF 94 B SL 80 F CH 86 B SL 80 4-2 21 1B 28 E BB		3	1	1	0	1	1	0
5 David Wright, R (1, 5) OBP: 0.503, SLG: 0.604	B FF 93 C SL 79 B SL 79 B SI 93 S FF 92 S FF 93 3-3 ③ K		F FF 91 F FF 92 C CU 77 0-3 ③ K			B SL 77 X SI 92 1-0 ② G5-3		C FF 94 B FF 93 B FC 90 F FC 89 S FF 94 2-3 ② K		4	0	0	0	0	3	3
21 Lucas Duda, L (1, 9) OBP: 0.346, SLG: 0.386		B FF 91 X CH 82 1-0 ① P6		C CH 82 C SL 80 X FF 92 0-2 ① F7		B FF 92 B CH 82 F SI 91 B FF 93 F SI 92 X FF 93 3-2 ③ F7		B SL 80 D CH 87 X CH 85 2-0 28 E 1B 1-3 2-H		4	0	1	1	0	0	0
28 Daniel Murphy, L (1, 4) OBP: 0.359, SLG: 0.383		B FF 91 B FF 93 B FF 91 C FF 90 B FF 91 4-1 13 BB 4 1B BB		C FF 92 C CU 78 F SL 81 S CU 78 0-3 ② K			B FF 91 X FF 92 1-0 ① G5-3	C FF 92 X FF 93 0-1 E5 1-2 3-H		3	1	0	0	1	1	1
29 Ike Davis, L (1, 3) OBP: 0.212, SLG: 0.291	B FF 91 1 SAFE 1 SAFE C SL 79 S SL 80 C SL 80 1-3 ② K		S FF 93 F FF 93 B CU 78 F SI 93 X SI 93 1-2 ③ F7				C CU 75 B CU 76 F FF 91 F SL 80 C CU 76 1-3 ② K	X FF 92 0-0 ③ F8		4	0	0	0	0	2	3
13 Ronny Cedeno, R (1, 6) OBP: 0.400, SLG: 0.380	B SI 91 B SL 78 B SI 93 B FF 91 4-0 4 1B 1-2 BB		F FF 92 F FF 92 B CU 78 F CU 77 B SL 81 B SI 92 F FF 93 X SI 92 3-2 4 FC6-4 1B				C SI 92 F CU 77 F FF 93 B SI 94 F CU 77 X SI 92 1-2 4 FC5-4 1B		S FF 91 S FF 91 X FF 92 0-2 ① F9	3	0	2	0	1	0	0
4 Mike Nickeas, R (1, 2) OBP: 0.263, SLG: 0.200	C FF 91 B CU 75 S SL 80 X SL 80 1-2 ③ 1-3 2-H 1B		B FF 90 S SI 90 1 SAFE X SI 92 1-1 ① FC6-4 43 SH3-4 1-2f				X SI 89 0-0 ③ FC5-4 1-2f		C FF 91 C CU 79 X FF 93 0-2 ② F9	4	0	1	1	0	0	2
43 R.A. Dickey, R (1, 1) OBP: 0.167, SLG: 0.118 56 Andres Torres, S (8, PH) OBP: 0.330, SLG: 0.267 60 Jon Rauch, R (8, 1) 40 Tim Byrdak, L (8, 1) 12 Scott Hairston, R (9, PH) OBP: 0.294, SLG: 0.456 48 Frank Francisco, R (9, 1)			C FF 90 F FF 92 X CU 75 0-2 ① G5-3		X FF 89 0-0 ② SH3-4 1-2			C FF 93 S SL 78 B FF 94 B SL 80 F SL 80 B FC 89 S FF 93 3-3 ① K	F FF 92 F FF 92 B CU 80 B CU 79 X FF 92 2-2 ③ P2	1 1 0 0 1 0	0 0 0 0 0 0	0 0 0 0 0 0	0 0 0 0 0 0	0 1 0 0 0 0	0 0 0 0 0 0	0 0 0 0 0 0
Inning Stats	R: 0 E: 0 K: 3 S: 9 H: 0 LOB: 0 BB: 0 P: 14	R: 1 E: 0 K: 1 S: 8 H: 1 LOB: 2 BB: 2 P: 19	R: 0 E: 0 K: 2 S: 15 H: 1 LOB: 1 BB: 0 P: 17	R: 0 E: 0 K: 1 S: 11 H: 0 LOB: 0 BB: 0 P: 12	R: 0 E: 0 K: 0 S: 10 H: 1 LOB: 1 BB: 0 P: 16	R: 0 E: 0 K: 0 S: 7 H: 0 LOB: 0 BB: 0 P: 12	R: 0 E: 0 K: 1 S: 11 H: 1 LOB: 1 BB: 0 P: 14	R: 2 E: 1 K: 2 S: 17 H: 2 LOB: 2 BB: 1 P: 30	R: 0 E: 0 K: 0 S: 9 H: 0 LOB: 0 BB: 0 P: 11	1B: 5 2B: 1 3B: 0 HR: 0 SF: 0 SAC: 1 DP: 0 HBP: 0						

PITCHER		IP	WLS	BF	H	R	ER	SO	BB	IBB	HBP	BLK	WP	HR	S	P	ERA	WHIP
53 James McDonald, R ERA: 2.51	(1, 1)	7.0		26	4	1	1	8	2	0	0	0	0	0	71	104	1.29	0.857
37 Juan Cruz, R ERA: 1.08	(8, 1)	0.2	L	5	2	2	1	2	1	0	0	0	0	0	14	27	13.50	4.500
30 Chris Resop, R ERA: 3.15	(8, 1)	1.1		5	0	0	0	0	0	0	0	0	0	0	12	14	0.00	0.000

PITCHER	IP	WLS	BF	H	R	ER	SO	BB	IBB	HBP	BLK	WP	HR	S	P	ERA	WHIP

TOP

New York Mets @ Pittsburgh Pirates

PNC Park, Pittsburgh, PA

Tue May 22 2012, 7:07 PM - 9:42 PM EDT

Att. 15,794 - Overcast - 75 F

livebaseballscorecards.com

AB	32
R	3
H	6
RBI	2
BB	3
SO	10
LOB	10

WP: 0 PA: 36
PB: 0
SB: 0
CS: 0

New York Mets @ Pittsburgh Pirates

PNC Park, Pittsburgh, PA

Tue May 22 2012, 7:07 PM - 9:42 PM EDT

Att. 15,794 - Overcast - 75 F

BOTTOM

livebaseballscorecards.com

Batter	1	2	3	4	5	6	7	8	9	AB	R	H	RBI	BB	SO	LOB
31 Jose Tabata, R (1, 7) (8, 9) OBP: 0.272, SLG: 0.338	F KN 74 B KN 78 B KN 76 S KN 74 F KN 78 S KN 77 / 2-3 K		C KN 76 B FF 85 X KN 75 / 1-1 G5-3			F KN 76 S KN 79 F KN 80 B KN 79 S KN 79 / 1-3 K		C SL 83 B FF 90 S FF 90 F FF 91 F SL 84 B FF 90 X FF 90 / 2-2 5 G2-3, 22 1B 2B		4	1	1	0	0	2	0
5 Josh Harrison, R (1, 9) (8, 6) OBP: 0.311, SLG: 0.483	X FF 83 / 0-0 2B		B KN 76 X KN 76 / 1-0 F7			C KN 78 X KN 80 / 0-1 22 SF9 3B		F FF 91 X CU 73 / 0-1 G2-3, 2-3		4	1	2	0	0	0	1
22 Andrew McCutchen, R (1, 8) OBP: 0.394, SLG: 0.551	F KN 76 S KN 79 F KN 79 X KN 79 / 0-2 G6-3			B KN 77 S KN 76 B KN 78 F KN 75 F KN 78 S KN 80 / 2-3 K2-3		F KN 78 B KN 78 B KN 78 X KN 79 / 2-1 SF9, 3-H		C SL 84 X FF 90 / 0-1 24 S 1B, 3-H		3	0	1	2	0	1	1
24 Pedro Alvarez, L (1, 5) OBP: 0.268, SLG: 0.422	C KN 77 X KN 78 / 0-1 G6-3			X KN 75 / 0-0 F7		X KN 78 / 0-0 1B		1 SAFE 1 SAFE C SL 81 F SL 81 F SL 81 1 SAFE B SL 80 C FF 90 / 1-3 K, 1-2		4	0	1	0	0	1	2
18 Neil Walker, S (1, 4) OBP: 0.307, SLG: 0.340		C KN 73 F KN 78 B KN 79 X KN 79 / 1-2 1B		C FF 84 S KN 79 F KN 79 C KN 80 / 0-3 K		F KN 76 D KN 78 F KN 77 S KN 78 / 1-3 K2-3			B FF 93 X FF 93 / 1-0 G4-3	4	0	1	0	0	2	1
46 Garrett Jones, L (1, 3) OBP: 0.242, SLG: 0.411		B KN 78 B KN 78 1 SAFE B KN 73 C FF 82 1 SAFE X FF 84 / 3-1 F8			B KN 75 B FF 83 F KN 75 F KN 75 F KN 79 S KN 79 / 2-3 K		C KN 77 F KN 79 S KN 80 / 0-3 K		B FF 93 F FF 94 F FS 85 F FS 85 F FF 95 F FS 83 S FS 84 / 1-3 K2-3	4	0	0	0	0	3	1
26 Rod Barajas, R (1, 2) OBP: 0.265, SLG: 0.411		B KN 77 C KN 77 F KN 78 S KN 80 / 1-3 K			B KN 76 F KN 75 B KN 79 F KN 75 X KN 79 / 2-2 2B		S KN 78 F KN 79 S KN 80 / 0-3 K		X FF 94 / 0-0 F8	4	0	1	0	0	2	1
12 Clint Barmes, R (1, 6) OBP: 0.195, SLG: 0.278 30 Chris Resop, R (8, 1)		C KN 74 F KN 78 X KN 75 / 0-2 G6-3			C KN 76 X KN 78 / 0-1 F8		B FF 84 X KN 74 / 1-0 P2			3 0	0 0	0 0	0 0	0 0	0 0	2 0
53 James McDonald, L (1, 1) OBP: 0.167, SLG: 0.118 37 Juan Cruz, R (8, 1) 2 Nate McLouth, L (8, 7) OBP: 0.210, SLG: 0.175			C KN 75 B KN 77 S KN 78 S KN 79 / 1-3 K2-3		S KN 77 C KN 78 C KN 79 / 0-3 K			C FF 89 B FF 90 B SL 84 X FF 89 / 2-1 P6		2 0 1	0 0 0	0 0 0	0 0 0	0 0 0	2 0 0	1 0 0
Inning Stats	R: 0 E: 0 K: 1 S: 11 / H: 1 LOB: 1 BB: 0 P: 13	R: 0 E: 0 K: 1 S: 11 / H: 1 LOB: 1 BB: 0 P: 16	R: 0 E: 0 K: 1 S: 6 / H: 0 LOB: 0 BB: 0 P: 9	R: 0 E: 0 K: 2 S: 9 / H: 0 LOB: 0 BB: 0 P: 11	R: 0 E: 0 K: 2 S: 12 / H: 1 LOB: 1 BB: 0 P: 16	R: 1 E: 0 K: 2 S: 12 / H: 2 LOB: 1 BB: 0 P: 16	R: 0 E: 0 K: 2 S: 7 / H: 0 LOB: 0 BB: 0 P: 8	R: 1 E: 0 K: 1 S: 15 / H: 2 LOB: 1 BB: 0 P: 20	R: 0 E: 0 K: 1 S: 8 / H: 0 LOB: 0 BB: 0 P: 10	1B: 3 2B: 3 3B: 1 HR: 0	SF: 1 SAC: 0 DP: 0 HBP: 0						

	AB	33
	R	2
	H	7
	RBI	2
	BB	0
	SO	13
	LOB	10

WP: 0 PB: 0 SB: 1 CS: 0 PA: 34

PITCHER		IP	WLS	BF	H	R	ER	SO	BB	IBB	HBP	BLK	WP	HR	S	P	ERA	WHIP
43 R.A. Dickey, R ERA: 3.45	(1, 1)	7.0	W	26	5	1	1	11	0	0	0	0	0	0	68	89	1.29	0.714
60 Jon Rauch, R ERA: 4.26	(8, 1)	0.2	H	4	2	1	1	0	0	0	0	0	0	0	11	15	13.50	3.000
40 Tim Byrdak, L ERA: 2.92	(8, 1)	0.1	H	1	0	0	0	1	0	0	0	0	0	0	4	5	0.00	0.000
48 Frank Francisco, R ERA: 7.13	(9, 1)	1.0	S	3	0	0	0	1	0	0	0	0	0	0	8	10	0.00	0.000

PITCHER	IP	WLS	BF	H	R	ER	SO	BB	IBB	HBP	BLK	WP	HR	S	P	ERA	WHIP

New York Mets @ Pittsburgh Pirates

PNC Park, Pittsburgh, PA

Wed May 23 2012, 12:37 PM - 2:55 PM EDT

Att. 25,731 - Partly Cloudy - 73 F

TOP

livebaseballscorecards.com

Batter	1	2	3	4	5	6	7	8	9	AB	R	H	RBI	BB	SO	LOB
23 Mike Baxter, L (1, 7) OBP: 0.439, SLG: 0.571	C FF 90 B SI 88 C FC 85 F CU 75 X SI 88 1-2 G5-3	F SI 90 X FF 90 0-1 F8			B SI 88 C CU 77 X SI 88 1-1 5 2B 2-3 1B		C FF 89 B FS 82 C CU 76 F FC 84 B FS 81 F FC 84 X CU 77 2-2 F7			4	1	1	0	0	0	2
9 Kirk Nieuwenhuis, L (1, 8) (9, 9) OBP: 0.366, SLG: 0.396	C FF 91 B FS 83 F FS 82 X FF 92 1-2 5 F9 5 WP 21 1B 1B		X FF 89 0-0 5 FC5-4 1B		F SI 88 1 SAFE 1 SAFE X SI 88 0-1 SF7 3-H			C FF 93 B SL 81 S FF 93 B FF 94 S FF 92 2-3 K		3	1	2	1	0	1	0
5 David Wright, R (1, 5) OBP: 0.497, SLG: 0.601	C SI 89 B CU 75 B SI 87 D SI 88 X FC 85 3-1 F9 1-3		C CU 77 1 SAFE B SI 87 X CU 77 1-1 FC5-4 21 G6-4-3 1-2f		X SI 88 0-0 21 WP 1-H 2B			S SL 82 F FF 94 B SL 84 S SL 83 1-3 K		4	0	1	1	0	1	2
21 Lucas Duda, L (1, 9) OBP: 0.344, SLG: 0.382 48 Frank Francisco, R (9, 1)	C CU 76 B CU 74 D SI 87 F FC 87 B SI 91 X CU 77 3-2 3-H 1B		B SI 88 B FS 82 X SI 89 2-0 G6-4-3 1-2f		C FC 85 F FC 85 B FF 90 B FC 86 B FF 91 X FC 86 3-2 F8 2-3			B SL 83 B SL 82 F FF 94 S FF 94 F FF 94 S SL 83 2-3 K		4 0	0 0	1 0	1 0	0 0	1 0	2 0
28 Daniel Murphy, L (1, 4) OBP: 0.351, SLG: 0.374	C SI 89 F FS 82 S FC 86 0-3 K			C SI 89 B CU 77 X SI 88 1-1 G6-3		F FF 90 F FC 88 X FC 87 0-2 P4			C FF 93 S FF 94 F FF 95 B CU 84 B FF 95 X CU 84 2-2 G1-3	4	0	0	0	0	1	1
29 Ike Davis, L (1, 3) OBP: 0.213, SLG: 0.290		B SI 90 C FF 89 C FC 86 B FS 84 X FC 84 2-2 16 FC6-4 13 1B 1B		F FS 83 X FS 81 0-1 G3		B FF 91 C FF 90 B CU 77 F FF 90 X FF 90 2-2 F7			C CU 82 C CU 82 S CU 85 0-3 K	4	0	1	0	0	1	0
13 Ronny Cedeno, R (1, 6) OBP: 0.391, SLG: 0.370		C SI 89 X FS 82 0-1 16 FC6-4 1-2 1B		C FF 91 B FC 86 X SI 89 1-1 G4-3		B FF 91 C SI 89 X FS 82 1-1 F9			X FF 95 0-0 F9	4	0	1	0	0	0	0
16 Rob Johnson, R (1, 2) OBP: 0.400, SLG: 0.389		B SI 90 B SI 90 S FC 84 X SI 90 2-1 FC6-4 49 SH1-4 1-2f 2-3			B SI 88 B FC 87 B SI 89 C SI 88 C SI 90 F SI 89 X SI 89 3-2 23 1B 49 SH2-4 9 SF7 1B		C SI 89 B FC 86 S FC 84 X CU 77 1-2 G4-3			3	1	1	0	0	0	2
49 Jonathon Niese, L (1, 1) OBP: 0.214, SLG: 0.083 39 Bobby Parnell, R (8, 1) 56 Andres Torres, S (9, 8) OBP: 0.330, SLG: 0.267		L SI 89 B SI 90 X SI 89 1-1 SH1-4 1-2			X SI 89 0-0 SH2-4 1-2		X SI 89 0-0 G6-3			1 0 0	0 0 0	0 0 0	0 0 0	0 0 0	0 0 0	0 0 0
Inning Stats	R: 1 E: 0 K: 1 S: 15 H: 2 LOB: 1 BB: 0 P: 23	R: 0 E: 0 K: 0 S: 11 H: 2 LOB: 2 BB: 0 P: 16	R: 0 E: 0 K: 0 S: 4 H: 1 LOB: 0 BB: 0 P: 7	R: 0 E: 0 K: 0 S: 6 H: 0 LOB: 0 BB: 0 P: 8	R: 2 E: 0 K: 0 S: 13 H: 3 LOB: 1 BB: 0 P: 20	R: 0 E: 0 K: 0 S: 8 H: 0 LOB: 0 BB: 0 P: 11	R: 0 E: 0 K: 0 S: 9 H: 0 LOB: 0 BB: 0 P: 12	R: 0 E: 0 K: 3 S: 10 H: 0 LOB: 0 BB: 0 P: 15	R: 0 E: 0 K: 1 S: 8 H: 0 LOB: 0 BB: 0 P: 10	1B: 7 2B: 1 3B: 0 HR: 0	SF: 1 SAC: 2 DP: 1 HBP: 0					

AB	31
R	3
H	8
RBI	3
BB	0
SO	5
LOB	9

WP: 2 PB: 0 SB: 0 CS: 0 PA: 34

PITCHER		IP	WLS	BF	H	R	ER	SO	BB	IBB	HBP	BLK	WP	HR	S	P	ERA	WHIP
50 Charlie Morton, R ERA: 4.27	(1, 1)	7.0	L	28	8	3	3	1	0	0	0	0	2	0	66	97	3.86	1.143
39 Jason Grilli, R ERA: 2.12	(8, 1)	1.0		3	0	0	0	3	0	0	0	0	0	0	10	15	0.00	0.000
32 Brad Lincoln, R ERA: 1.17	(9, 1)	1.0		3	0	0	0	1	0	0	0	0	0	0	8	10	0.00	0.000

PITCHER	IP	WLS	BF	H	R	ER	SO	BB	IBB	HBP	BLK	WP	HR	S	P	ERA	WHIP

BOTTOM

New York Mets @ Pittsburgh Pirates

PNC Park, Pittsburgh, PA

Wed May 23 2012, 12:37 PM - 2:55 PM EDT

Att. 25,731 - Partly Cloudy - 73 F

livebaseballscorecards.com

Batter	1	2	3	4	5	6	7	8	9	AB	R	H	RBI	BB	SO	LOB
5 Josh Harrison, R (1, 9) OBP: 0.308, SLG: 0.484	C FF 90 B FF 90 S FF 88 X FC 87 1-2 ① G4-3	C FC 86 B CH 85 F CH 84 C FF 91 1-3 ② K	X CH 80 0-0 22 1B 2B	S FC 86 B FC 87 F FF 90 F FC 87 F FC 86 X FF 90 1-2 ② G1-3 1-2		4	1	1	0	0	1	1
62 Gorkys Hernández, R (1, 7)	B FF 90 F SI 90 X FF 90 1-1 ② G1-3	X SI 90 0-0 ③ G6-3	C FC 86 C FC 88 B FC 87 S FF 91 1-3 ① K	B FC 87 F SI 90 S FC 86 B FF 90 B FC 87 B FC 86 4-2 22 E BB		3	0	0	0	1	1	1
22 Andrew McCutchen, R (1, 8) OBP: 0.391, SLG: 0.543	B SI 89 C FC 87 S FC 87 B FF 91 X FC 87 2-2 ③ F9	B CU 72 B CH 83 X SI 89 2-0 ① G6-3	F FC 84 B FF 89 F FC 87 B FF 90 F FF 90 X CU 76 2-2 18 G6-4-3 2-H 1B	B FF 93 F FF 94 B FF 95 1 SAFE F FF 95 F FF 98 C FF 98 2-3 ③ K 1-2 2-3		4	0	1	1	0	1	2
18 Neil Walker, S (1, 4) OBP: 0.299, SLG: 0.331		F FF 90 F FC 86 B FF 90 F FF 91 S FC 88 1-3 ① K	C SI 88 B FC 86 X FC 87 1-1 ② G6-3	X SI 90 0-0 ②③ G6-4-3 1-2f		B FF 92 C FF 93 F FS 84 B FS 85 C CU 74 2-3 ① K	4	0	0	0	0	2	1
14 Casey McGehee, R (1, 3) OBP: 0.279, SLG: 0.247 46 Garrett Jones, L (9, PH) OBP: 0.240, SLG: 0.406		B SI 89 B FC 87 B FF 90 B FF 89 4-0 36 1B BB	C FF 90 B SI 89 F CH 83 X FF 90 1-2 ③ G6-3			X SI 88 0-0 ① G4-3	C FF 93 X FS 84 0-1 ② F8	2 1	0 0	0 0	0 0	1 0	0 0	0 0
26 Rod Barajas, R (1, 2) OBP: 0.255, SLG: 0.394		C SI 90 F FC 86 B FF 90 B FC 89 F CH 84 F SI 91 X FC 87 2-2 ② F8		C SI 88 F FC 85 S CU 73 0-3 ① K		B SI 89 X FF 88 1-0 ② F8	B FS 84 B FF 94 F FF 93 F FF 93 S FS 85 2-3 ③ K	4	0	0	0	0	2	1
36 Yamaico Navarro, R (1, 5) OBP: 0.260, SLG: 0.250		C FF 90 X FC 86 0-1 1-2 1B		C CU 71 B FF 89 F FF 90 X FF 89 1-2 ② G5-3		C CH 85 B FC 86 X FF 89 1-1 ③ F8		3	0	1	0	0	0	0
12 Clint Barmes, R (1, 6) OBP: 0.206, SLG: 0.287		X FF 90 0-0 ③ G3		B SI 88 B SI 87 C FC 88 B FC 84 F FF 89 X FC 85 3-2 1B		C SI 88 X FC 86 0-1 22 E 5 G1-3 1B		3	0	2	0	0	0	2
50 Charlie Morton, R (1, 1) 39 Jason Grilli, R (8, 1) 31 Jose Tabata, R (8, PH) OBP: 0.270, SLG: 0.336 32 Brad Lincoln, L (9, 1)			C FF 87 F SI 88 F FC 84 F CU 72 S FC 87 0-3 ① K	C FF 89 X FC 86 0-1 ③ G6-3		C SI 89 B CH 83 B FC 88 X CH 83 2-1 ① F8		2 0 1 0	0 0 0 0	0 0 0 0	0 0 0 0	1 0 0 0	1 0 1 0	
Inning Stats	R: 0 E: 0 K: 0 S: 8 H: 0 LOB: 0 BB: 0 P: 12	R: 0 E: 0 K: 1 S: 12 H: 1 LOB: 2 BB: 1 P: 19	R: 0 E: 0 K: 2 S: 9 H: 0 LOB: 0 BB: 0 P: 10	R: 0 E: 0 K: 0 S: 6 H: 0 LOB: 0 BB: 0 P: 10	R: 0 E: 0 K: 1 S: 11 H: 1 LOB: 1 BB: 0 P: 15	R: 1 E: 0 K: 1 S: 9 H: 2 LOB: 0 BB: 0 P: 12	R: 0 E: 0 K: 0 S: 4 H: 0 LOB: 0 BB: 0 P: 6	R: 0 E: 1 K: 1 S: 15 H: 1 LOB: 2 BB: 1 P: 24	R: 0 E: 0 K: 2 S: 8 H: 0 LOB: 0 BB: 0 P: 12	1B: 4 2B: 1 3B: 0 HR: 0 SF: 0 SAC: 0 DP: 1 HBP: 0						WP: 0 PB: 0 SB: 0 CS: 0 PA: 33	

AB	31
R	1
H	5
RBI	1
BB	2
SO	8
LOB	10

PITCHER	IP	WLS	BF	H	R	ER	SO	BB	IBB	HBP	BLK	WP	HR	S	P	ERA	WHIP
49 Jonathon Niese, L (1, 1) ERA: 4.29	7.2	W	29	5	1	1	5	2	0	0	0	0	0	70	102	1.17	0.913
39 Bobby Parnell, R (8, 1) ERA: 2.75	0.1	H	1	0	0	0	1	0	0	0	0	0	0	4	6	0.00	0.000
48 Frank Francisco, R (9, 1) ERA: 6.75	1.0	S	3	0	0	0	2	0	0	0	0	0	0	8	12	0.00	0.000

PITCHER	IP	WLS	BF	H	R	ER	SO	BB	IBB	HBP	BLK	WP	HR	S	P	ERA	WHIP

Chicago Cubs @ Pittsburgh Pirates

PNC Park, Pittsburgh, PA

Fri May 25 2012, 7:11 PM - 10:12 PM EDT

Att. 29,914 - Clear - 86 F

livebaseballscorecards.com

TOP

Batter	1	2	3	4	5	6	7	8	9	AB	R	H	RBI	BB	SO	LOB
9 David DeJesus, L (1, 9) OBP: 0.368, SLG: 0.388	C FF 93 C KC 81 B KC 81 B SI 92 F KC 82 B SI 94 X FF 93 3-2 ① L9		B FF 92 F SI 92 B CH 87 X SI 93 2-1 13 G2 1B		B FF 91 C FF 92 C KC 79 B KC 81 F KC 81 F SI 93 B KC 81 B SI 93 4-2 13 1B BB		F FF 93 B FF 94 C SL 82 C SL 81 1-3 ② K		F FF 97 B FF 96 F FF 97 C SL 89 1-3 ② K	4	0	1	0	1	2	2
13 Starlin Castro, R (1, 6) OBP: 0.325, SLG: 0.413	B FF 93 S FF 93 C SI 93 F FF 93 B KC 83 F SI 92 B FF 93 F SI 93 F FF 93 3-2 X FF 94 21 1B 1B		1 SAFE 1 SAFE D KC 81 B FF 92 B FF 93 C SI 92 F FF 93 X SI 94 3-2 ① G2 1-2		B FF 94 B FF 93 F FF 93 1 SAFE X FF 92 2-1 21 S 1-3 1B		C SL 82 C FF 94 B FF 95 T FF 94 1-2 ③ K		B FF 98 S SL 89 F FF 97 F SL 88 S SL 88 1-3 ③ K	5	0	2	0	0	2	3
21 Joe Mather, R (1, 8) OBP: 0.379, SLG: 0.517 (8, 7)	1 SAFE B FF 93 X SI 93 1-0 1-2 1B		C FF 93 B KC 80 F KC 81 F FF 93 S KC 82 1-3 ② K		B KC 82 C KC 81 C SI 93 X KC 81 1-2 ③ G5-3 1-2			B FC 88 F FC 88 B FF 94 F SL 80 X FF 94 2-2 12 1B 1B		4	0	2	0	0	1	3
6 Bryan LaHair, L (1, 3) OBP: 0.397, SLG: 0.594	B FF 93 C CH 88 S KC 82 B KC 82 S KC 83 2-3 ② K		C KC 80 B SI 92 X SI 93 1-1 ③ G4-3			B KC 79 C FF 91 B SI 92 B KC 78 F FF 91 X SI 92 3-2 ① G4-3		B SL 79 F FC 89 C FF 93 S FF 94 1-3 ① K		4	0	0	0	0	2	4
12 Alfonso Soriano, R (1, 7) OBP: 0.296, SLG: 0.395 1 Tony Campana, L (8, PR) OBP: 0.355, SLG: 0.349 (8, 8)	F FF 93 C SI 94 S SI 93 0-3 ③ K			S KC 79 B FF 92 S KC 79 S KC 80 1-3 ① K		B KC 81 X KC 81 1-0 15 FC5 45 BB 1B		C SL 80 1 SAFE F FF 95 X FF 93 0-2 ② 45 S 1B 1-2		4 0	0 0	2 0	0 0	0 0	2 0	2 0
45 Adrian Cardenas, L (1, 5) OBP: 0.167, SLG: 0.261		C FF 91 C SI 92 X SI 92 0-2 ① G4-3		B CH 87 B CH 88 C FF 91 X FF 92 2-1 ② G5-3		B FF 92 B SI 92 B FF 91 B SI 91 4-0 15 FC5 BB 1-2		C FF 94 P PO 90 C SL 80 X FF 94 1-2 ③ G4-3 1-2		3	0	0	0	1	0	1
15 Darwin Barney, R (1, 4) OBP: 0.311, SLG: 0.377		B SI 93 X FF 93 1-0 55 G3 55 S 1B	C FF 92 C FF 92 B KC 81 F KC 82 S KC 83 1-3 ③ K		C SI 93 B SI 93 2 SAFE F SI 93 F SI 92 B SL 86 F SI 93 B SI 94 2 SAFE 3-2 ② X SI 93 FC5 1-2 2-3			B FF 95 B FF 95 C FF 95 F FF 96 B FF 96 X FF 96 3-2 55 FC1-6 1B	4	0	2	0	0	1	2
55 Koyie Hill, S (1, 2) OBP: 0.200, SLG: 0.200		B FF 93 1 SAFE B SI 93 C FF 92 B SI 93 C FF 94 X FF 93 3-2 ② G3 1-3		X FF 91 0-0 ① G3	B SI 93 B SI 93 X SI 93 2-0 ③ G4-3			X FF 95 0-0 ① FC1-6 5 1B 1-2f	4	0	0	0	0	0	4
46 Ryan Dempster, R (1, 1) 40 James Russell, L (8, 1) 5 Reed Johnson, R (9, PH) OBP: 0.329, SLG: 0.455		B FF 93 F FF 93 S SI 93 S KC 80 1-3 ③ K		C SI 90 S KC 79 X FF 92 0-2 ② G3-1		C C SL 81 F SL 81 C FF 93 0-3 ① K		S FF 97 X FF 96 0-1 1-3 1B	3 0 1	0 0 0	0 0 1	0 0 0	0 0 0	2 0 0	1 0 0
Inning Stats	R: 0 E: 0 K: 2 S: 18 H: 2 LOB: 2 BB: 0 P: 27	R: 0 E: 0 K: 1 S: 10 H: 1 LOB: 1 BB: 0 P: 15	R: 0 E: 0 K: 1 S: 11 H: 1 LOB: 1 BB: 0 P: 18	R: 0 E: 0 K: 2 S: 9 H: 0 LOB: 0 BB: 0 P: 13	R: 0 E: 0 K: 0 S: 13 H: 1 LOB: 2 BB: 1 P: 20	R: 0 E: 0 K: 0 S: 10 H: 1 LOB: 2 BB: 1 P: 23	R: 0 E: 0 K: 3 S: 10 H: 0 LOB: 0 BB: 0 P: 12	R: 0 E: 0 K: 1 S: 13 H: 2 LOB: 2 BB: 0 P: 16	R: 0 E: 0 K: 2 S: 13 H: 2 LOB: 2 BB: 0 P: 18	1B: 10 2B: 0 3B: 0 HR: 0	SF: 0 SAC: 0 DP: 0 HBP: 0			WP: 0 PB: 0 SB: 3 CS: 0	PA: 38		

PITCHER		IP	WLS	BF	H	R	ER	SO	BB	IBB	HBP	BLK	WP	HR	S	P	ERA	WHIP
34 A.J. Burnett, R ERA: 4.19	(1, 1)	5.1	W	24	6	0	0	6	2	0	0	0	0	0	65	105	0.00	1.500
48 Jared Hughes, R ERA: 1.16	(6, 1)	0.2	H	2	0	0	0	0	0	0	0	0	0	0	6	11	0.00	0.000
39 Jason Grilli, R ERA: 2.0	(7, 1)	1.0	H	3	0	0	0	3	0	0	0	0	0	0	10	12	0.00	0.000
37 Juan Cruz, R ERA: 1.02	(8, 1)	1.0	H	4	2	0	0	1	0	0	0	0	0	0	13	16	0.00	2.000
52 Joel Hanrahan, R ERA: 2.7	(9, 1)	1.0	S	5	2	0	0	2	0	0	0	0	0	0	13	18	0.00	2.000

PITCHER	IP	WLS	BF	H	R	ER	SO	BB	IBB	HBP	BLK	WP	HR	S	P	ERA	WHIP

AB	36
R	0
H	10
RBI	0
BB	2
SO	12
LOB	22

Chicago Cubs @ Pittsburgh Pirates

PNC Park, Pittsburgh, PA

Fri May 25 2012, 7:11 PM - 10:12 PM EDT

Att. 29,914 - Clear - 86 F

BOTTOM

Batter	1	2	3	4	5	6	7	8	9	AB	R	H	RBI	BB	SO	LOB
31 Jose Tabata, R (1, 7) (8, 9) OBP: 0.264, SLG: 0.327	B FF 86 C FF 87 X FF 88 1-1 F9 ①		C FF 87 X SL 87 0-1 E5 5 FC5-4		C FF 89 C FF 90 X SL 85 0-2 L3 ②		X FF 86 0-0 G6-3 ①			4	0	0	0	0	0	0
5 Josh Harrison, R (1, 9) OBP: 0.304, SLG: 0.470 62 Gorkys Hernández, R (8, 7)	C FF 88 X FF 90 0-1 F9 ②		1 SAFE B FF 89 X FF 87 1-0 FC5-4 22 S 1-2f ①		C SL 82 X SL 82 0-1 22 S 1B		C SL 83 B SI 90 C SI 91 T FF 88 1-2 K ②			4 0	0 0	1 0	0 0	0 0	1 0	1 0
22 Andrew McCutchen, R (1, 8) OBP: 0.387, SLG: 0.532	B FF 90 B FF 86 X SI 90 2-0 F8 ③		C FF 89 B FF 88 B FC 87 1 SAFE S SL 84 B FF 90 F FF 90 S FS 81 3-3 K ② 1-2		1 SAFE C FF 90 B SI 88 1 SAFE 1 SAFE 1 SAFE B FF 90 B SL 85 S FS 81 4-2 D FS 82 1-2 BB		C FF 87 S FS 82 S FF 86 0-3 K ③			3	0	0	0	1	2	1
24 Pedro Alvarez, L (1, 5) OBP: 0.267, SLG: 0.417		X FF 86 0-0 65 G1-3 26 1B 1B	F SL 83 B SL 84 B FF 90 S FS 81 F FS 82 F FS 82 S FF 90 2-3 K ③		B SL 82 B FS 81 C FS 81 C SI 91 D SL 85 F FS 82 F SL 86 X FS 82 3-2 G2-3 ③			T FF 86 B SI 89 T SL 84 S SL 85 1-3 K ①		4	1	1	0	0	2	3
18 Neil Walker, S (1, 4) OBP: 0.298, SLG: 0.335		C FF 88 X FF 89 0-1 F8 ①		B FF 86 C SI 89 B SI 89 X SL 84 2-1 P5 ①		B FC 85 S FS 80 T FS 80 F FF 88 B SL 85 F FS 80 C FF 90 2-3 K ①		S SL 83 F SI 90 X FF 91 0-2 46 G6-3 2B		4	0	1	0	0	1	1
65 Matt Hague, R (1, 3) OBP: 0.167, SLG: 0.167 39 Jason Grilli, R (7, 1) 37 Juan Cruz, R (8, 1) 46 Garrett Jones, L (8, PH) OBP: 0.238, SLG: 0.402 52 Joel Hanrahan, R (9, 1)		C FF 87 B SL 85 X SL 84 1-1 G1-3 1-2 ②		C SI 90 X SI 91 0-1 1B		X FC 87 0-0 G4-3 ②		X SL 80 0-0 G6-3 2-3 ②		3 0 0 1 0	0 0 0 0 0	1 0 0 0 0	0 0 0 0 0	0 0 0 0 0	0 0 0 0 0	1 0 0 1 0
26 Rod Barajas, R (1, 2) OBP: 0.264, SLG: 0.398		C SI 91 B FF 88 X FF 92 1-1 12 E 2-H 1B		F FF 90 B FF 91 X SL 88 1-1 F7 ②		C SI 88 X SL 87 0-1 12 1B 1B		C SI 91 X SL 81 0-1 P3 ③		4	0	2	1	0	0	2
12 Clint Barmes, R (1, 6) OBP: 0.209, SLG: 0.288		C SI 89 B SI 89 B FF 91 X SL 84 2-1 E5 1-2		B SL 84 B FF 88 B SL 84 C FF 87 C FF 91 X SL 84 3-2 F8 ③		B SI 89 F SI 91 X SI 91 1-1 1-2 1B				3	0	1	0	0	0	2
34 A.J. Burnett, R (1, 1) 48 Jared Hughes, R (6, 1) 14 Casey McGehee, R (6, PH) OBP: 0.277, SLG: 0.245 (7, 3)		C SI 89 F SL 84 X SL 84 0-2 L8 ③			X FF 89 0-0 P6 ①	X SI 89 0-0 G6-3 ③				2 0 1	0 0 0	0 0 0	0 0 0	0 0 0	0 0 0	2 0 2
Inning Stats	R: 0 E: 0 K: 0 S: 5 H: 0 LOB: 0 BB: 0 P: 8	R: 1 E: 1 K: 0 S: 12 H: 2 LOB: 2 BB: 0 P: 16	R: 0 E: 1 K: 2 S: 12 H: 0 LOB: 1 BB: 0 P: 18	R: 0 E: 0 K: 0 S: 9 H: 1 LOB: 1 BB: 0 P: 15	R: 0 E: 0 K: 0 S: 13 H: 1 LOB: 2 BB: 1 P: 20	R: 0 E: 0 K: 1 S: 11 H: 2 LOB: 2 BB: 0 P: 14	R: 0 E: 0 K: 2 S: 7 H: 0 LOB: 0 BB: 0 P: 8	R: 0 E: 0 K: 1 S: 9 H: 1 LOB: 1 BB: 0 P: 10		1B: 6 2B: 1 3B: 0 HR: 0 SF: 0 SAC: 0 DP: 0 HBP: 0						

livebaseballscorecards.com

AB	33
R	1
H	7
RBI	1
BB	1
SO	6
LOB	16

PITCHER		IP	WLS	BF	H	R	ER	SO	BB	IBB	HBP	BLK	WP	HR	S	P	ERA	WHIP
46 Ryan Dempster, R ERA: 2.14	(1, 1)	7.1	L	32	7	1	1	6	1	0	0	0	0	0	75	106	1.23	1.091
40 James Russell, L ERA: 1.74	(8, 1)	0.2		2	0	0	0	0	0	0	0	0	0	0	3	3	0.00	0.000

PITCHER	IP	WLS	BF	H	R	ER	SO	BB	IBB	HBP	BLK	WP	HR	S	P	ERA	WHIP

Chicago Cubs @ Pittsburgh Pirates

PNC Park, Pittsburgh, PA

Sat May 26 2012, 7:16 PM - 10:22 PM EDT

Att. 38,132 - Partly Cloudy - 85 F

livebaseballscorecards.com

TOP

Batter	1	2	3	4	5	6	7	8	9	AB	R	H	RBI	BB	SO	LOB
9 David DeJesus, L (1, 9) OBP: 0.371, SLG: 0.393	B FF 88 X FF 90 1-0 ① F8		X CU 76 0-0 E1 1-3		C FF 92 C FF 91 B CU 77 F SL 87 B CH 86 F SL 86 X FF 90 2-2 13 3B 2B		B SI 94 B SI 94 B SI 94 C SI 93 B SI 94 4-1 BB			3	1	1	0	1	0	1
13 Starlin Castro, R (1, 6) OBP: 0.323, SLG: 0.420	C FF 89 B CU 76 B SL 87 F FF 90 X FF 90 2-2 ② F8		X SL 88 0-0 ③ FC5-2 3-H		B SL 88 D SL 88 X SL 88 2-0 2-H 3B		B CU 85 B CU 85 C FF 95 S CU 86 S CU 85 2-3 ③ K			4	0	1	1	0	1	4
21 Joe Mather, R (1, 8) OBP: 0.357, SLG: 0.484	C FF 90 F FF 90 B FF 91 X SL 87 1-2 ③ G3-1			X SL 86 0-0 ① G5-3	B FF 90 C CU 78 B FF 90 X SL 88 2-1 ③ G5-3			B CU 82 C FF 94 B FF 96 B FF 94 F FF 94 F FF 95 F FF 94 F FF 94 X FF 96 3-2 ① P3		4	0	0	0	0	0	1
6 Bryan LaHair, L (1, 3) OBP: 0.394, SLG: 0.584		X FF 90 0-0 12 G6-4-3 1B		B SI 90 S CH 85 B FC 89 X SL 87 2-1 ② F9		X CH 85 0-0 ① G3		X FF 94 0-0 ② F8		4	0	1	0	0	0	0
12 Alfonso Soriano, R (1, 7) OBP: 0.295, SLG: 0.410		B SL 87 F FF 87 F SI 90 X CU 78 1-2 ① ② G6-4-3 1-2f		B FF 91 X FF 90 1-0 HR		B SL 88 S CU 76 C CU 76 B SL 88 S CU 76 2-3 ② K		C CU 84 X CU 85 0-1 ③ G3-1		4	1	1	1	0	1	1
2 Ian Stewart, L (1, 5) OBP: 0.285, SLG: 0.329		X FC 89 0-0 ③ G3		B CU 76 B FF 90 S SL 88 B SL 86 B FF 89 4-1 BB		C CH 88 C CU 76 B CU 77 X CU 77 1-2 ③ G6-3			C FF 95 F FF 95 S SL 87 0-3 ① K	3	0	0	0	1	1	0
15 Darwin Barney, R (1, 4) OBP: 0.303, SLG: 0.368			C FF 89 X SI 90 0-1 ① F9 F SL 87 X FF 89 0-1 ③ G1-3				B SI 88 F SI 89 X SL 88 1-1 ① F9		S SL 87 F SL 88 B SL 87 X SL 87 1-2 ② G6-3	4	0	0	0	0	0	1
47 Blake Lalli, L (1, 2) OBP: 0.200, SLG: 0.111			C SL 87 X FF 90 0-1 ② G6-3		B FF 90 X FF 89 1-0 ① F9		F CH 86 B CU 76 S CU 76 B SL 88 B SL 88 B SI 88 4-2 45 2B BB		F FF 96 F FF 96 B FF 96 S SL 88 1-3 ③ K	3	0	0	0	1	1	0
28 Paul Maholm, L (1, 1) OBP: 0.118, SLG: 0.063 27 Casey Coleman, L (6, 1) 45 Adrian Cardenas, L (7, PH) OBP: 0.200, SLG: 0.333 54 Shawn Camp, R (7, 1) 48 Rafael Dolis, R (9, 1)			X FF 90 0-0 9 E 13 FC5-2 1B		C SI 91 S CU 78 S CU 78 0-3 ② K		X SI 91 0-0 ② 1-H 2B			2 0 1 0 0	0 0 0 0 0	1 0 1 0 0	0 0 0 0 0	0 0 0 0 0	1 0 0 0 0	0 0 0 0 0
Inning Stats	R: 0 E: 0 K: 0 S: 7 H: 0 LOB: 0 BB: 0 P: 11	R: 0 E: 0 K: 0 S: 5 H: 1 LOB: 0 BB: 0 P: 6	R: 0 E: 1 K: 0 S: 7 H: 1 LOB: 2 BB: 0 P: 7	R: 1 E: 0 K: 0 S: 7 H: 1 LOB: 1 BB: 1 P: 14	R: 1 E: 0 K: 1 S: 12 H: 2 LOB: 1 BB: 0 P: 19	R: 0 E: 0 K: 1 S: 7 H: 0 LOB: 0 BB: 0 P: 10	R: 0 E: 0 K: 1 S: 9 H: 1 LOB: 2 BB: 2 P: 20	R: 0 E: 0 K: 0 S: 9 H: 0 LOB: 0 BB: 0 P: 12	R: 0 E: 0 K: 2 S: 9 H: 0 LOB: 0 BB: 0 P: 11	1B: 2 2B: 2 3B: 1 HR: 1 SF: 0 SAC: 0 DP: 1 HBP: 0						

	AB	32
	R	2
	H	6
	RBI	2
	BB	3
	SO	5
	LOB	8

WP: 0 PA: 35
PB: 0
SB: 0
CS: 0

PITCHER		IP	WLS	BF	H	R	ER	SO	BB	IBB	HBP	BLK	WP	HR	S	P	ERA	WHIP
29 Kevin Correia, R ERA: 4.3	(1, 1)	6.1		26	5	2	2	2	2	0	0	0	0	1	49	76	2.84	1.105
44 Tony Watson, L ERA: 3.52	(7, 1)	0.1		2	1	0	0	0	1	0	0	0	0	0	2	6	0.00	6.000
32 Brad Lincoln, R ERA: 1.11	(7, 1)	1.1		4	0	0	0	1	0	0	0	0	0	0	12	17	0.00	0.000
52 Joel Hanrahan, R ERA: 2.55	(9, 1)	1.0	W	3	0	0	0	2	0	0	0	0	0	0	9	11	0.00	0.000

PITCHER	IP	WLS	BF	H	R	ER	SO	BB	IBB	HBP	BLK	WP	HR	S	P	ERA	WHIP

Batter	1	2	3	4	5	6	7	8	9	AB	R	H	RBI	BB	SO	LOB
31 Jose Tabata, R (1, 7) OBP: 0.268, SLG: 0.325	X SI 84 0-0 ① G6-3		B CU 72 B SI 88 C SI 85 H FC 84 3-1 5 SH5-3 24 1B HBP	C CH 84 X CU 71 0-1 ② G6-3		B FF 94 S CU 79 X CU 77 1-1 ③ G6-3			B FF 95 X FF 94 1-0 24 F8 5 BB 65 HBP 1B	4	2	1	0	0	0	0
5 Josh Harrison, R (1, 9) OBP: 0.301, SLG: 0.449	C SI 88 F SI 88 F CU 74 B SI 88 S SL 80 1-3 ② K		1 SAFE B SI 86 X SI 87 1-0 ① SH5-3 1-2	C FC 81 B SI 87 X FC 83 1-1 ③ F8			C SI 87 B CH 83 F SL 78 B SI 88 F SL 80 X SI 88 2-2 ① G6-3		B SI 95 B FF 95 1 SAFE B FF 94 C FF 95 B FF 95 4-1 65 HBP 18 DI 1-2 BB	3	0	0	0	1	1	0
22 Andrew McCutchen, R (1, 8) OBP: 0.399, SLG: 0.535	C SI 85 X FC 85 0-1 24 WP 1B		I IN 69 I IN 66 I IN 68 I IN 68 4-0 24 1B 18 SF9 IBB		B SI 86 B CU 72 B SI 86 B SI 86 4-0 24 G4-3 24 S BB		B SI 88 F SI 88 X CH 83 1-1 24 S 1B		F SI 96 D FF 93 S SI 94 D FF 91 S SL 83 2-3 ① K	3	1	2	0	2	1	2
24 Pedro Alvarez, L (1, 5) OBP: 0.265, SLG: 0.409	B CH 82 C SI 88 S CU 74 F FC 82 B FF 88 1 SAFE B CU 74 S SL 81 3-3 ③ K 1-3		B SL 81 C SI 87 X SL 80 1-1 26 BB 65 1B 1-3 2-H 1B		B SL 80 C CU 72 S CU 72 X CU 73 1-2 ① G4-3 1-3		1 SAFE 1 SAFE F SI 86 1 SAFE B CH 82 1 SAFE P PO 82 C CH 82 B SL 80 3-2 ② F7 X CH 82 1-2		B FF 96 F FF 96 X FF 96 1-1 ② F8 2-3	5	0	1	1	0	1	5
18 Neil Walker, S (1, 4) OBP: 0.307, SLG: 0.338		B SI 87 B SI 88 X SI 88 2-0 12 F8 26 S 1B	C CU 74 B CU 70 B FC 82 S CU 74 F SL 82 X FF 89 2-2 ② SF9 3-H		X CU 73 0-0 ② P2		I IN 71 I IN 71 I IN 72 I IN 72 4-0 65 FC6-4 IBB		B FF 97 D SL 85 C FF 96 D SL 84 B SL 83 4-1 65 HBP 1-2 BB	2	0	1	1	2	0	1
65 Matt Hague, R (1, 3) OBP: 0.294, SLG: 0.200		B SI 88 C FC 83 X CH 80 1-1 ① L8 B SI 89 X CH 83 1-0 26 BB 1-2 1B			B FC 83 C FF 88 F FC 83 B SI 89 B CU 73 F SI 88 F FF 89 B FC 83 4-2 BB		B SL 80 B SI 87 X SI 87 2-0 ③ FC6-4 1-2f		C FF 96 B FF 95 B FF 97 F FF 96 H FF 96 3-2 1-2 2-3 3-H HBP	3	0	1	1	1	0	3
26 Rod Barajas, R (1, 2) OBP: 0.272, SLG: 0.390		C SI 88 C CU 73 D CH 81 B FF 89 D CH 81 B FC 82 4-2 1-2 BB	C SI 89 B FC 82 F SI 89 B FF 90 D CH 81 B FC 84 4-2 12 FC6-4 1-2 2-3 BB		X SI 89 0-0 ③ F8			X SI 87 0-0 ① F8		2	0	0	0	2	0	2
12 Clint Barmes, R (1, 6) OBP: 0.203, SLG: 0.279		C SI 88 B CH 81 B FC 82 X SI 87 2-1 ② F8 2-3	C SI 89 F FC 84 F CU 75 B CH 80 F CU 76 B FF 90 F SL 81 X CH 83 2-2 ③ FC6-4 1-2f			B SI 90 F FF 90 S CU 78 F CU 78 S CU 78 1-3 ① K		C SI 88 C SL 79 S SL 80 0-3 ② K	4	0	0	0	0	2	5
29 Kevin Correia, R (1, 1) OBP: 0.143, SLG: 0.143 44 Tony Watson, L (7, 1) 32 Brad Lincoln, L (7, 1) 46 Garrett Jones, L (8, PH) OBP: 0.235, SLG: 0.398 52 Joel Hanrahan, R (9, 1)		B FC 82 B SI 87 C SI 88 X FC 83 2-1 ③ G1-3		X SI 86 0-0 ① G6-3		C FF 90 F FF 93 C CU 78 0-3 ② K		B CH 83 B CH 82 F CH 82 F SI 88 C SL 79 2-3 ③ K	3 0 0 1 0	0 0 0 0 0	0 0 0 0 0	0 0 0 0 0	0 0 0 1 0	1 0 0 0 0	2 0 0 0 0
Inning Stats	R: 0 E: 0 K: 2 S: 11 H: 1 LOB: 1 BB: 0 P: 15	R: 0 E: 0 K: 0 S: 9 H: 1 LOB: 2 BB: 1 P: 20	R: 2 E: 0 K: 0 S: 17 H: 2 LOB: 3 BB: 2 P: 35	R: 0 E: 0 K: 0 S: 5 H: 0 LOB: 0 BB: 0 P: 6	R: 0 E: 0 K: 0 S: 9 H: 0 LOB: 2 BB: 2 P: 18	R: 0 E: 0 K: 2 S: 9 H: 0 LOB: 0 BB: 0 P: 11	R: 0 E: 0 K: 0 S: 11 H: 1 LOB: 2 BB: 1 P: 22	R: 0 E: 0 K: 2 S: 7 H: 0 LOB: 0 BB: 0 P: 9	R: 1 E: 0 K: 1 S: 10 H: 1 LOB: 3 BB: 2 P: 25	1B: 6 2B: 0 3B: 0 HR: 0 SF: 1 SAC: 1 DP: 0 HBP: 2						

PITCHER		IP	WLS	BF	H	R	ER	SO	BB	IBB	HBP	BLK	WP	HR	S	P	ERA	WHIP
28 Paul Maholm, L ERA: 4.62	(1, 1)	5.0		25	4	2	2	2	4	1	1	0	1	0	51	94	3.60	1.600
27 Casey Coleman, R ERA: 3.0	(6, 1)	1.0		3	0	0	0	2	0	0	0	0	0	0	9	11	0.00	0.000
54 Shawn Camp, R ERA: 2.84	(7, 1)	2.0		8	1	0	0	2	0	1	0	0	0	0	18	31	0.00	0.500
48 Rafael Dolis, R ERA: 4.97	(9, 1)	0.2	L	6	1	1	1	1	2	0	1	0	0	0	10	25	13.50	4.500

PITCHER	IP	WLS	BF	H	R	ER	SO	BB	IBB	HBP	BLK	WP	HR	S	P	ERA	WHIP

BOTTOM

Chicago Cubs @ Pittsburgh Pirates

PNC Park, Pittsburgh, PA

Sat May 26 2012, 7:16 PM - 10:22 PM EDT

Att. 38,132 - Partly Cloudy - 85 F

livebaseballscorecards.com

AB	30
R	3
H	6
RBI	3
BB	8
SO	7
LOB	20

WP: 2 PA: 42
PB: 0
SB: 3
CS: 0

Chicago Cubs @ Pittsburgh Pirates

PNC Park, Pittsburgh, PA

Sun May 27 2012, 1:39 PM - 4:42 PM EDT

Att. 27,486 - Partly Cloudy - 88 F

TOP

livebaseballscorecards.com

Batter	1	2	3	4	5	6	7	8	9	AB	R	H	RBI	BB	SO	LOB
9 David DeJesus, L (1, 9) OBP: 0.381, SLG: 0.396	B FS 82 B FS 84 C FS 84 B SI 86 B FS 84 4-1 13 FC5-4 BB	C SI 90 S CU 79 B SI 92 X CU 77 1-2 1B	B SI 88 B SI 88 B SI 88 C SI 86 F SI 87 B SI 89 4-2 12 FC5-4 BB				F FF 91 S FF 91 B FF 92 X SL 83 1-2 G3 1-2 3-H		1	0	1	0	2	0	0
1 Tony Campana, L (8, PH) OBP: 0.351, SLG: 0.345 (8, 8)									1	0	0	1	0	0	1
13 Starlin Castro, R (1, 6) OBP: 0.322, SLG: 0.432	C FS 85 D CU 74 C SI 88 B SI 90 F CU 75 X SI 90 2-2 ① FC5-4 21 G4-6-3 1-2f	X CU 75 0-0 ③ F9				C CU 77 X SI 90 0-1 ① F9		B CU 81 X SI 92 1-0 2-H HR	4	1	1	2	0	0	3
21 Joe Mather, R (1, 5) OBP: 0.351, SLG: 0.470	1 SAFE C CU 76 D CU 77 F SI 91 B SI 89 F CU 76 B FF 87 1 SAFE X SI 89 3-2 ②③ G4-6-3 1-2f			B SI 87 B CH 75 B SI 87 C SI 86 X SI 88 3-1 12 G6-4-3 1B		X CH 75 0-0 ② F7		X FF 92 0-0 ② G6-3	4	0	1	0	0	0	2
12 Alfonso Soriano, R (1, 7) OBP: 0.296, SLG: 0.405		C FS 84 B CH 73 F CU 74 B CU 75 B FF 86 F FF 87 B FS 85 4-2 3 FC5-4 BB		C CH 76 S SI 90 B SI 89 X SI 90 1-2 ①② G6-4-3 1-2f		B SI 90 C CU 75 B SI 89 X CU 76 2-1 ③ FC5-4 1-2f		C FF 91 B FF 90 F CU 79 X FF 90 1-2 ③ F7	2	0	0	0	1	0	2
50 Blake Parker, R (7, 1)									0	0	0	0	0	0	0
45 Adrian Cardenas, L (8, PH) OBP: 0.192, SLG: 0.320									1	0	0	0	0	0	0
36 Randy Wells, R (8, 1) OBP: 0.333, SLG: 0.333									0	0	0	0	0	0	0
3 Jeff Baker, R (1, 3) OBP: 0.321, SLG: 0.326		B SI 87 C CH 72 B SI 89 F CH 75 X CU 76 2-2 ① FC5-4 15 FC5-4 1-2f		F CU 76 B FF 90 B CH 78 F SI 90 X SI 91 2-2 ③ G4-3			X FF 91 0-0 ① G6-3		B FF 93 F FF 94 B SL 80 F FC 89 B SL 81 X FC 88 3-2 5 G6-3 15 2B 2B	4	1	1	0	0	0	1
(7, 7)																
5 Reed Johnson, R (1, 8) OBP: 0.312, SLG: 0.429		B CU 76 C SI 89 X CH 74 1-1 ② F9			C SI 85 T CU 74 B FC 88 S CU 76 1-3 ① K2-3		C FF 93 S FF 93 F FF 92 X FF 92 0-2 ② F9		B FC 88 X FC 87 1-0 ① G6-3 2-3	4	0	0	0	0	1	2
(8, 9)																
15 Darwin Barney, R (1, 4) OBP: 0.308, SLG: 0.373		F CU 75 X CH 74 0-1 ③ FC5-4 1-2f			B SI 90 B FF 90 B FF 86 C SI 86 F FF 87 B SI 90 4-2 55 G4-3 BB		B FF 91 X FF 90 1-0 ③ F8		C SL 80 B FF 94 F FC 88 X FF 93 1-2 3-H 2B	3	0	1	1	1	0	1
55 Koyie Hill, S (1, 2) OBP: 0.208, SLG: 0.208			C SI 86 C FF 86 C SI 91 0-3 ① K		S CU 75 C CU 77 D CU 77 B SI 91 X CU 75 2-2 ② G4-3 1-2			F FF 90 B FF 90 X FF 92 1-1 47 1B 1 G3 1B	F FF 94 X CH 88 0-1 ② F8	4	1	1	0	0	1	2
22 Matt Garza, R (1, 1) OBP: 0.056, SLG: 0.056			B SI 87 T SI 89 S CU 77 S FF 91 1-3 ② K		X FF 90 0-0 ③ G6-3			X FF 92 0-0 1 G3 13 HR 1-3 1B	C SL 78 B FF 94 X CH 87 1-1 ③ G4-3	2	0	0	0	0	1	1
Rafael Dolis, R (6, 1)										0	0	0	0	0	0	0
43 Michael Bowden, R (6, 1)										0	0	0	0	0	0	0
47 Blake Lalli, L (7, 3) OBP: 0.250, SLG: 0.182										2	1	1	0	0	0	1

	AB	32
	R	4
	H	7
	RBI	4
	BB	4
	SO	3
	LOB	16

Inning Stats																																
	R: 0 E: 0 K: 0 S: 9	H: 0 LOB: 0 BB: 1 P: 18	R: 0 E: 0 K: 0 S: 10	H: 0 LOB: 1 BB: 1 P: 17	R: 0 E: 0 K: 2 S: 10	H: 1 LOB: 1 BB: 0 P: 12	R: 0 E: 0 K: 0 S: 8	H: 1 LOB: 0 BB: 0 P: 14	R: 0 E: 0 K: 1 S: 9	H: 0 LOB: 1 BB: 1 P: 16	R: 0 E: 0 K: 0 S: 7	H: 0 LOB: 1 BB: 1 P: 13	R: 0 E: 0 K: 0 S: 6	H: 0 LOB: 0 BB: 0 P: 7	R: 3 E: 0 K: 0 S: 11	H: 3 LOB: 0 BB: 0 P: 15	R: 1 E: 0 K: 0 S: 11	H: 2 LOB: 1 BB: 0 P: 17	1B: 4 2B: 2 3B: 0 HR: 1	SF: 0 SAC: 0 DP: 2 HBP: 0	WP: 0 PB: 0 SB: 0 CS: 0	PA: 36

PITCHER		IP	WLS	BF	H	R	ER	SO	BB	IBB	HBP	BLK	WP	HR	S	P	ERA	WHIP
45 Erik Bedard, L ERA: 3.12	(1, 1)	6.0	W	22	2	0	0	3	4	0	0	0	0	0	53	90	0.00	1.000
30 Chris Resop, R ERA: 4.09	(7, 1)	2.0		9	3	3	3	0	0	0	0	0	0	1	17	22	13.50	1.500
37 Juan Cruz, R ERA: 1.45	(9, 1)	1.0		5	2	1	1	0	0	0	0	0	0	0	11	17	9.00	2.000

PITCHER	IP	WLS	BF	H	R	ER	SO	BB	IBB	HBP	BLK	WP	HR	S	P	ERA	WHIP

Batter	1	2	3	4	5	6	7	8	9	AB	R	H	RBI	BB	SO	LOB
31 Jose Tabata, R (1, 7) OBP: 0.275, SLG: 0.344 62 Gorkys Hernández, R (6, PH) OBP: 0.286, SLG: 0.167 (7, 8)	B FF 92 F FF 90 F FF 91 X SL 83 1-2 5 SH 22 FC5-2 1B	C SL 83 B FF 94 F FF 92 B FF 94 X SL 86 2-2 3B			X FF 93 0-0 ① G3	F FF 92 D SL 86 B SL 84 X FF 92 2-1 22 1B 5 BB 24 SF8 2-H 3-H 1B		C SI 90 B SL 84 X SL 85 1-1 ① F9		3 0 2 0 0 0 0 2 1 1 2 0 0 0						
5 Josh Harrison, R (1, 6) OBP: 0.299, SLG: 0.431 (7, 4)	X FF 91 0-0 SH 24 HR 1-3	F FF 93 L CU 76 S FF 93 0-3 ③ K			C FF 91 X FF 93 0-1 ② F8	F FF 92 B FS 82 S FS 84 F FF 92 B FF 93 D FS 85 D FF 92 4-2 22 1B 18 1B 1-2 BB		X SI 90 0-0 ② G4-3		3 2 0 0 1 1 1						
22 Andrew McCutchen, R (1, 8) OBP: 0.401, SLG: 0.553 12 Clint Barmes, R (7, 6) OBP: 0.201, SLG: 0.277	S SL 82 F FF 93 B FF 94 B SL 85 F CH 85 F FF 94 D CH 85 X FF 93 3-2 ① FC5-2 24 HR 3-H		S FF 93 X FF 94 0-1 ① G5-3		B FF 94 C FF 93 S SL 83 X FF 94 1-2 HR	C FF 91 X FS 83 0-1 18 1B 1-2 2-3 1B		C SI 90 X SL 83 0-1 ③ F7		4 2 2 1 0 0 2 1 0 0 0 0 0 0						
24 Pedro Alvarez, L (1, 5) OBP: 0.265, SLG: 0.429	B FF 91 S FF 92 B SI 92 B SI 91 X CH 85 3-1 1-H 2-H HR		X FF 93 0-0 ② G6-3		B CU 76 C FF 93 C CU 75 X FF 94 1-2 ③ G3	F SL 84 X FF 92 0-1 ② SF8 3-H				3 1 1 4 0 0 0						
18 Neil Walker, S (1, 4) OBP: 0.311, SLG: 0.337 30 Chris Resop, R (7, 1) 37 Juan Cruz, R (9, 1)	C FF 93 F SL 83 S FF 95 0-3 ② K		C FF 93 F FF 94 B FF 94 S SL 85 1-3 ③ K			B CU 72 B FF 94 B FF 91 B FF 92 4-0 46 HR BB C FF 92 D SL 85 X FF 92 2-1 1-2 2-H 1B				3 1 1 1 1 2 0 0 0 0 0 0 0 0 0 0 0 0 0 0 0						
46 Garrett Jones, L (1, 9) OBP: 0.245, SLG: 0.441	C FF 94 B CU 76 B FF 93 S SL 85 X FF 93 2-2 2B	C FF 94 B FF 94 F SL 84 F SL 84 B CU 77 F CU 77 S FF 95 2-3 ① K				B CU 72 B FF 94 B FF 91 B FF 92 0-2 1-H HR C FF 92 F FF 93 F SL 84 B FF 94 B FF 92 X FF 92 2-2 ③ F7				4 1 2 2 0 1 2						
65 Matt Haque, R (1, 3) OBP: 0.333, SLG: 0.222	C SL 83 S FF 95 X SL 85 0-2 ③ G6-3		B FF 94 F FF 94 X FF 95 1-1 1B			B FF 93 B FF 94 B FF 93 B FF 93 4-0 45 SH1-4 55 BB 62 1B BB	B FF 92 C FF 92 F FF 92 B CU 81 C CU 81 2-3 ① K			3 1 1 0 1 1 1						
55 Michael McKenry, R (1, 2) OBP: 0.293, SLG: 0.412		C FF 92 B FF 92 X SL 81 1-1 ① P4	F FF 92 B FF 93 1 SAFE C SL 83 B FF 92 S FF 94 2-3 ② K			B FF 94 B FF 94 C FF 93 B SL 83 B FF 94 4-1 45 SH1-4 62 1B 1-2 BB	B FF 94 B FF 94 T FF 92 C FF 93 F FF 93 B FF 93 X FF 93 3-2 36 G6-4-3 1B			3 1 1 0 1 1 1						
45 Erik Bedard, L (1, 1) OBP: 0.118, SLG: 0.118 36 Yamaico Navarro, R (7, 7) OBP: 0.255, SLG: 0.244		B FF 92 C FF 93 C FF 93 F FF 94 F FF 94 X SL 83 1-2 ② G6-3	C FF 92 F FF 93 F FF 92 C FF 92 0-3 ③ K			X FF 89 0-0 ① SH1-4 1-2 2-3	B CU 80 F FF 93 X FF 93 1-1 ②③ G6-4-3 1-2f			2 0 0 0 0 1 1 1 0 0 0 0 0 1						
Inning Stats	R: 3 H: 3 E: 1 LOB: 1 K: 1 BB: 0 S: 20 P: 29	R: 0 H: 1 E: 0 LOB: 1 K: 1 BB: 0 S: 13 P: 17	R: 0 H: 0 E: 0 LOB: 0 K: 1 BB: 0 S: 6 P: 7	R: 0 H: 1 E: 0 LOB: 1 K: 3 BB: 0 S: 14 P: 19	R: 1 H: 1 E: 0 LOB: 0 K: 0 BB: 0 S: 9 P: 11	R: 6 H: 4 E: 0 LOB: 2 K: 0 BB: 4 S: 21 P: 43	R: 0 H: 1 E: 0 LOB: 0 K: 1 BB: 0 S: 9 P: 15	R: 0 H: 0 E: 0 LOB: 0 K: 0 BB: 0 S: 5 P: 6		1B: 6 SF: 1 2B: 1 SAC: 2 3B: 1 DP: 1 HR: 3 HBP: 0						

BOTTOM

Chicago Cubs @ Pittsburgh Pirates

PNC Park, Pittsburgh, PA

Sun May 27 2012, 1:39 PM - 4:42 PM EDT

Att. 27,486 - Partly Cloudy - 88 F

livebaseballscorecards.com

AB	32
R	10
H	11
RBI	10
BB	4
SO	7
LOB	9

PITCHER		IP	WLS	BF	H	R	ER	SO	BB	IBB	HBP	BLK	WP	HR	S	P	ERA	WHIP
22 Matt Garza, R ERA: 4.22	(1, 1)	5.0	L	24	7	6	5	6	1	0	0	0	0	3	66	91	9.00	1.600
Rafael Dolis, R ERA: 5.68	(6, 1)	0.0		2	0	0	0	0	2	0	0	0	0	0	1	9	∞	∞
43 Michael Bowden, R ERA: 6.39	(6, 1)	1.0		7	3	4	4	0	1	0	0	0	0	0	16	26	36.00	4.000
50 Blake Parker, R ERA:	(7, 1)	1.0		3	1	0	0	1	0	0	0	0	0	0	9	15	0.00	1.000
36 Randy Wells, R ERA: 4.3	(8, 1)	1.0		3	0	0	0	0	0	0	0	0	0	0	5	6	0.00	0.000

PITCHER	IP	WLS	BF	H	R	ER	SO	BB	IBB	HBP	BLK	WP	HR	S	P	ERA	WHIP

Cincinnati Reds @ Pittsburgh Pirates

PNC Park, Pittsburgh, PA

Mon May 28 2012, 1:40 PM - 4:21 PM EDT

Att. 14,792 - Partly Cloudy - 87 F

TOP

livebaseballscorecards.com

Batter	1	2	3	4	5	6	7	8	9	AB	R	H	RBI	BB	SO	LOB
6 Drew Stubbs, R (1, 8) OBP: 0.293, SLG: 0.366	C FF 90 B SL 78 B SL 78 C FF 91 S FF 92 2-3 ① K		B SL 78 B FF 91 2 SAFE X FF 92 2-0 ① FC1-5 1-2 2-3f		B FF 92 S FF 90 S FF 92 C FF 92 1-3 ② K			C SL 76 B CU 75 S FF 90 X FF 92 1-2 ② F7		4	0	0	0	0	2	4
15 Wilson Valdez, R (1, 6) OBP: 0.174, SLG: 0.222 60 J.J. Hoover, R (8, 1)	F FF 92 B SI 91 S FF 91 B CU 76 S FF 92 2-3 ② K		C FF 92 C CU 75 B CU 77 F FF 93 F SL 78 C CU 76 1-3 ② K		S CU 75 X CU 76 0-1 ③ G3			F FF 89 F CU 75 X CU 75 0-2 ③ G6-3		4 0	0 0	0 0	0 0	0 0	2 0	4 0
19 Joey Votto, L (1, 3) OBP: 0.466, SLG: 0.601	X FF 93 0-0 4 FC5-4 1B		X CU 76 0-0 ③ F8			B CH 79 B FF 91 X FF 89 2-0 ① F9			B SI 93 F SI 93 S SL 83 B SI 94 B SL 84 F SL 83 F SI 94 B SI 94 4-2 32 DI 28 1B BB	3	1	1	0	1	0	2
4 Brandon Phillips, R (1, 4) OBP: 0.326, SLG: 0.418	S SL 78 1 SAFE 1 SAFE X SL 79 0-1 ③ FC5-4 1-2f			C FF 90 X CU 76 0-1 ① G6-3		C SL 77 B SI 91 B FF 91 X FF 89 2-1 ② G1-3			C SI 94 X SL 85 0-1 ① P3	4	0	0	0	0	0	2
32 Jay Bruce, L (1, 9) OBP: 0.309, SLG: 0.533		C FF 91 C SI 91 B CU 77 X SI 91 1-2 28 G5-4-3 1B		S SL 78 S SL 79 B SL 81 X SL 80 1-2 ② F7		C FF 91 F FF 92 F SL 78 F SL 80 B SL 80 F CU 75 B SL 76 X FF 92 2-2 ③ G3			B SL 83 B SI 94 C SI 95 F SI 93 S SL 85 2-3 ② K 1-2	4	0	1	0	0	1	1
28 Chris Heisey, R (1, 7) OBP: 0.317, SLG: 0.388		C SL 77 F FF 92 D SL 78 X CU 74 1-2 ① ② G5-4-3 1-2f		S FF 91 B FF 92 B CU 76 X SL 78 2-1 ③ G2-3			X SL 78 0-0 ① G1-3		C SL 83 F SI 94 B SL 84 X SI 94 1-2 2-H 1B	4	0	1	1	0	0	1
43 Miguel Cairo, R (1, 5) OBP: 0.182, SLG: 0.250		B FF 93 F FF 93 X FF 92 1-1 ③ L8			B SL 77 X FF 90 1-0 29 1B 1B		C FF 89 B CU 74 B SL 77 B FF 92 X FF 90 3-1 ② F9		F FF 97 X SL 88 0-1 ③ F8	4	0	1	0	0	0	1
29 Ryan Hanigan, R (1, 2) OBP: 0.383, SLG: 0.402			X FF 90 0-0 6 FC1-5 2B		B SI 89 B SL 78 X FF 91 2-0 1-2 1B		B SL 79 B FF 91 X FF 90 2-0 ③ F9			3	0	2	0	0	0	0
61 Bronson Arroyo, R (1, 1) OBP: 0.176, SLG: 0.133 25 Mike Costanzo, L (5, PH) OBP: 0.067, SLG: 0.077 31 Alfredo Simon, R (5, 1) 2 Zack Cozart, R (8, PH) OBP: 0.289, SLG: 0.412 (8, 6)			B FF 90 2 SAFE B FF 90 B FF 90 B FF 90 4-0 6 FC1-5 BB		B SL 77 B FF 91 T FF 91 B FF 92 F FF 91 X FF 92 3-2 ① F6			B FF 88 B FF 90 F FF 89 T FF 90 F FF 90 S CU 75 2-3 ① K		0 1 0 1	0 0 0 0	0 0 0 0	0 0 0 0	1 0 0 0	0 0 0 1	0 2 0 0

Inning Stats																								
	R: 0	H: 1		R: 0	H: 1		R: 0	H: 1		R: 0	H: 0		R: 0	H: 2		R: 0	H: 0		R: 0	H: 0		R: 0	H: 0	
	E: 0	LOB: 1		E: 0	LOB: 0		E: 0	LOB: 2		E: 0	LOB: 0		E: 0	LOB: 0		E: 0	LOB: 0		E: 0	LOB: 0		R: 1	H: 1	
	K: 2	BB: 0		K: 0	BB: 0		K: 1	BB: 1		K: 0	BB: 0		K: 1	BB: 0		K: 0	BB: 0		K: 0	BB: 0		E: 0	LOB: 1	
	S: 9	P: 13		S: 8	P: 11		S: 8	P: 15		S: 7	P: 10		S: 10	P: 17		S: 9	P: 15		S: 4	P: 9		K: 1	BB: 1	
																			S: 10	P: 13		S: 14	P: 21	

	1B: 5	SF: 0
	2B: 1	SAC: 0
	3B: 0	DP: 1
	HR: 0	HBP: 0

	WP: 0	PA: 34
	PB: 0	
	SB: 0	
	CS: 0	

	AB	32
	R	1
	H	6
	RBI	1
	BB	2
	SO	6
	LOB	17

PITCHER		IP	WLS	BF	H	R	ER	SO	BB	IBB	HBP	BLK	WP	HR	S	P	ERA	WHIP
53 James McDonald, R ERA: 2.2	(1, 1)	8.0	W	29	5	0	0	5	1	0	0	0	0	0	65	103	0.00	0.750
44 Tony Watson, L ERA: 3.94	(9, 1)	0.2		4	1	1	1	1	1	0	0	0	0	0	12	19	13.50	3.000
52 Joel Hanrahan, R ERA: 2.5	(9, 1)	0.1	S	1	0	0	0	0	0	0	0	0	0	0	2	2	0.00	0.000

PITCHER		IP	WLS	BF	H	R	ER	SO	BB	IBB	HBP	BLK	WP	HR	S	P	ERA	WHIP

Batter	1	2	3	4	5	6	7	8	9	AB	R	H	RBI	BB	SO	LOB
31 Jose Tabata, R (1, 7) (8, 9) OBP: 0.280, SLG: 0.344	C CU 68 S SI 86 X SL 77 0-2 G4-3	C SI 86 B SI 87 B CU 72 F CU 70 B SI 88 B SI 87 4-2 18 2B 1-2 BB		B CU 72 C CU 69 X SI 85 1-1 1B		B SI 95 X SI 94 1-0 G4-3				3	0	1	0	1	0	0
18 Neil Walker, S (1, 4) OBP: 0.315, SLG: 0.347	C FF 87 B SI 86 B SI 86 B SL 76 X CU 72 3-1 24 WP 22 G5-3 24 2B 1B	B CU 69 X CH 78 1-0 1-3 2-H 2B		B CH 76 1 SAFE X SL 75 1-0 F9		S FC 89 B FC 88 B FS 84 C FC 90 S CU 80 2-3 K				4	1	2	1	0	1	1
22 Andrew McCutchen, R (1, 8) OBP: 0.398, SLG: 0.545	C SI 87 B SI 87 F SL 76 X SI 89 1-2 G5-3 1-2	B CH 78 C CH 78 F SI 86 F SL 78 X SL 78 1-2 P4		X CH 76 0-0 F8			C CU 79 B FC 89 B FF 94 B FF 95 X FF 94 3-1 24 G4-6-3 1B			4	0	1	0	0	0	4
24 Pedro Alvarez, L (1, 5) OBP: 0.270, SLG: 0.444	F SL 77 B FF 88 F FF 88 B SI 86 B SI 87 F SI 88 F SI 89 X SI 89 3-2 46 1B 2-H 2B		F FF 82 B SI 74 X FF 83 1-1 26 1B 2B		B SI 93 B SI 93 X SI 94 2-0 F8		X SI 94 0-0 G4-6-3 1-2f			4	2	2	1	0	0	1
46 Garrett Jones, L (1, 9) OBP: 0.245, SLG: 0.434 62 Gorkys Hernández, R (8, 7) OBP: 0.286, SLG: 0.167	F SI 88 F SL 77 X FF 87 0-2 2-H 1B		B CU 66 X CU 70 1-0 F9		C SI 93 S CU 80 F CU 78 F FC 90 F FS 84 C FC 89 0-3 K		X FC 88 0-0 G3-1			4 0	0 0	1 0	1 0	0 0	1 0	1 0
65 Matt Hague, R (1, 3) OBP: 0.320, SLG: 0.273 44 Tony Watson, L (9, 1) 52 Joel Hanrahan, R (9, 1)	C CU 69 F SL 75 1 SAFE X SL 75 0-2 P4		B SI 86 F SI 86 X SL 74 1-1 F9		B SI 93 X SI 94 1-0 2B			B FF 92 C CU 76 B CU 76 B FF 93 F FF 91 C FF 94 3-3 K		4 0 0	0 0 0	1 0 0	0 0 0	0 0 0	1 0 0	2 0 0
26 Rod Barajas, R (1, 2) OBP: 0.288, SLG: 0.398		C CH 76 F FC 84 F SL 76 F SI 87 B SL 78 F SL 75 F SI 86 F CH 75 X CU 66 1-2 53 FC2-6 1B	D SI 87 F SL 80 P PO 84 2 SAFE S SI 87 X SL 76 2-2 2-H 1B		D FC 90 S FC 89 S CU 78 B CU 81 B FC 91 F CU 78 F CU 78 D SI 95 4-2 BB			B FF 94 F FF 93 X FF 92 1-1 F7	3	0	2	1	1	0	0
12 Clint Barmes, R (1, 6) OBP: 0.196, SLG: 0.270		X SL 76 0-0 P4	B SL 77 B SL 79 C SL 77 F CU 72 B FC 84 X FF 83 3-2 L5		C FC 89 X CU 79 0-1 G4-3			B CU 78 C CU 75 F FF 93 B FF 94 B FF 94 F FF 93 F FF 94 X CU 77 3-2 P3		4	0	0	0	0	0	4
53 James McDonald, L (1, 1) OBP: 0.143, SLG: 0.100 14 Casey McGehee, R (9, 3) OBP: 0.277, SLG: 0.245		X SI 86 0-0 FC2-6 31 BB 18 2B 1-2f		B CH 76 C CH 75 C SI 84 C SL 74 1-3 K		C SI 94 B SI 94 S CU 77 C CU 77 1-3 K				3 0	1 0	0 0	0 0	0 0	2 0	1 0
Inning Stats	R: 2 E: 0 K: 0 S: 19 H: 3 LOB: 1 BB: 0 P: 26	R: 1 E: 0 K: 0 S: 17 H: 2 LOB: 2 BB: 1 P: 24	R: 1 E: 0 K: 0 S: 12 H: 2 LOB: 1 BB: 0 P: 19	R: 0 E: 0 K: 1 S: 7 H: 1 LOB: 1 BB: 0 P: 10	R: 0 E: 0 K: 1 S: 14 H: 1 LOB: 2 BB: 1 P: 21	R: 0 E: 0 K: 2 S: 7 H: 0 LOB: 0 BB: 0 P: 11	R: 0 E: 0 K: 0 S: 4 H: 1 LOB: 0 BB: 0 P: 7	R: 0 E: 0 K: 1 S: 10 H: 0 LOB: 0 BB: 0 P: 17		1B: 6 2B: 4 3B: 0 HR: 0 SF: 0 SAC: 0 DP: 1 HBP: 0						

PITCHER		IP	WLS	BF	H	R	ER	SO	BB	IBB	HBP	BLK	WP	HR	S	P	ERA	WHIP
61 Bronson Arroyo, R ERA: 3.59	(1, 1)	4.0	L	21	8	4	4	1	1	0	0	0	1	0	55	79	9.00	2.250
31 Alfredo Simon, R ERA: 1.74	(5, 1)	3.0		11	2	0	0	3	1	0	0	0	0	0	25	39	0.00	1.000
60 J.J. Hoover, R ERA: 0.69	(8, 1)	1.0		3	0	0	0	1	0	0	0	0	0	0	10	17	0.00	0.000

PITCHER	IP	WLS	BF	H	R	ER	SO	BB	IBB	HBP	BLK	WP	HR	S	P	ERA	WHIP

BOTTOM

Cincinnati Reds @ Pittsburgh Pirates

PNC Park, Pittsburgh, PA

Mon May 28 2012, 1:40 PM - 4:21 PM EDT

Att. 14,792 - Partly Cloudy - 87 F

livebaseballscorecards.com

AB	33
R	4
H	10
RBI	4
BB	2
SO	5
LOB	14

WP: 1 PA: 35
PB: 0
SB: 0
CS: 0

Batter	1	2	3	4	5	6	7	8	9	AB	R	H	RBI	BB	SO	LOB
2 Zack Cozart, R (1, 6) OBP: 0.281, SLG: 0.401	C FF 91 B FC 85 X SI 90 1-1 G6-3	C SI 90 X SI 90 0-1 F9 ③		B CU 77 F SI 89 B SI 89 F SI 89 X FS 81 2-2 FC5-4 ③ 1-2f		C SI 93 C SI 93 X FF 92 0-2 F9 ③		X FF 93 0-0 P6 ①		5	0	0	0	0	0	5
6 Drew Stubbs, R (1, 8) OBP: 0.291, SLG: 0.362	B FC 89 B SI 90 B SI 90 C FF 90 F SI 90 X SI 91 3-2 L3 ②		T FF 91 X FF 91 0-1 G3 ①		B SI 87 S CH 81 B FF 89 C SI 88 X CH 81 2-2 G6-3 ①		B SI 93 X SI 93 1-0 19 2B 19 WP 4 1B 1B	T FF 93 X FF 95 0-1 G6-3 ②		5	1	1	0	0	0	0
19 Joey Votto, L (1, 3) OBP: 0.460, SLG: 0.595 25 Mike Costanzo, L (9, 3) OBP: 0.067, SLG: 0.077	S FF 92 B FS 83 X FS 84 1-1 G4-3 ③		B SI 89 X SI 91 1-0 F7 ②		C SL 77 C FF 89 F SI 89 X CH 82 0-2 L9 ②		1 SAFE 1 SAFE B SI 92 S SI 92 B SI 93 X CH 86 2-1 4 1B 32 1B 1-3 2B	F FF 93 C FF 94 F CU 85 S FF 93 0-3 K ③		5 0	1 0	1 0	0 0	0 0	1 0	0 0
4 Brandon Phillips, R (1, 4) OBP: 0.330, SLG: 0.420 15 Wilson Valdez, R (7, 4) OBP: 0.170, SLG: 0.217		B SI 90 B FC 88 X SI 91 2-0 32 2B 1B	C SI 91 F FS 83 B FF 91 X CU 77 1-2 F7 ③		C CH 82 F CH 82 B SL 80 F SL 78 F FF 89 X SI 88 1-2 G6-3 ③		F SI 93 X FF 92 0-1 32 1B 48 1B 2-3 3-H 1B		X FF 92 0-0 G3 ①	4 1	2 0	2 0	1 0	0 0	0 0	0 0
32 Jay Bruce, L (1, 9) OBP: 0.321, SLG: 0.549 28 Chris Heisey, R (9, 9) OBP: 0.317, SLG: 0.388		C SI 89 1 SAFE X CU 76 0-1 21 2B 1-H 2B	F FC 86 B FF 91 B FC 86 X CU 77 2-1 21 WP 21 E 2B		B FF 91 B FF 90 B FF 88 B FF 89 4-0 48 G5-3 34 1B BB	X SI 92	0-0 21 HBP 48 1B 1-2 3-H 1B		B FF 92 B SI 92 F FF 92 B SL 83 X FF 91 3-1 F8 ②	4 0	3 0	3 0	2 0	1 0	0 0	0 0
48 Ryan Ludwick, R (1, 7) OBP: 0.294, SLG: 0.396		X SI 90 0-0 F9 ①	C FC 85 X FF 90 0-1 F7 ①		C FF 92 F CU 81 1 SAFE B SI 92 F FF 92 1 SAFE X SL 88 1-2 G5-3 ① 1-2	S SI 93 S SI 93 X SI 92 0-2 21 HBP 1-2 2-H 1B		F FF 92 S SL 82 X SL 83 0-2 F8 ③	5	0	1	1	0	0	3
21 Todd Frazier, R (1, 5) OBP: 0.329, SLG: 0.620		C CU 76 X FC 84 0-1 34 SH3 2-H 2B	S SI 90 B CU 78 S FF 92 X FF 92 1-2 E6 2-H 3B		C CU 80 D CU 81 B CU 82 F FF 93 S FF 93 2-3 K2-3 ②	H SL 81 1-0 34 G6-4-3 1-2 2-3 HBP			3	1	2	2	0	1	1
39 Devin Mesoraco, R (1, 2) OBP: 0.316, SLG: 0.373		F SI 90 B CU 76 B CU 78 D SI 89 B SI 90 4-1 34 SH3 BB	T SI 90 B SI 90 F SI 90 F CU 78 F CU 76 F SI 89 B FF 91 X SI 90 2-2 F7 ②		I IN 74 I IN 74 I IN 71 I IN 71 4-0 34 1B IBB	S SI 92 D SI 92 B SI 93 S SI 92 F SI 92 F SI 92 S SL 83 2-3 K ①			2	0	0	0	2	1	3
34 Homer Bailey, R (1, 1) OBP: 0.150, SLG: 0.150		C SI 89 X SI 90 0-1 SH3 ② 1-2 2-3	X SI 90 0-0 2 FC5-4 1B		F FF 91 X CU 78 0-1 1-2 2-H 1B	B SI 92 S SI 91 X SI 92 1-1 G6-4-3 ②③ 1-2f				3	0	2	1	0	0	3
Inning Stats	R: 0 E: 0 K: 0 S: 7 H: 0 LOB: 0 BB: 0 P: 12	R: 2 E: 0 K: 0 S: 11 H: 3 LOB: 2 BB: 1 P: 17	R: 0 E: 0 K: 0 S: 6 H: 0 LOB: 0 BB: 0 P: 8	R: 2 E: 1 K: 0 S: 17 H: 3 LOB: 1 BB: 0 P: 24	R: 0 E: 0 K: 0 S: 12 H: 0 LOB: 0 BB: 0 P: 15	R: 1 E: 0 K: 1 S: 12 H: 1 LOB: 2 BB: 2 P: 23	R: 3 E: 0 K: 1 S: 16 H: 5 LOB: 2 BB: 0 P: 23	R: 0 E: 0 K: 1 S: 7 H: 0 LOB: 0 BB: 0 P: 7	R: 0 E: 0 K: 0 S: 6 H: 0 LOB: 0 BB: 0 P: 9	1B: 7 2B: 4 3B: 1 HR: 0 SF: 0 SAC: 1 DP: 1 HBP: 1						

PITCHER		IP	WLS	BF	H	R	ER	SO	BB	IBB	HBP	BLK	WP	HR	S	P	ERA	WHIP
50 Charlie Morton, R ERA: 4.65	(1, 1)	4.0	L	19	6	4	4	0	1	0	0	0	1	0	41	61	9.00	1.750
43 Doug Slaten, L ERA:	(5, 1)	1.0		3	0	0	0	0	0	0	0	0	0	0	12	15	0.00	0.000
30 Chris Resop, R ERA: 4.3	(6, 1)	1.0		6	1	1	1	1	1	1	0	0	0	0	12	23	9.00	2.000
48 Jared Hughes, R ERA: 2.22	(7, 1)	1.0		8	5	3	3	1	0	0	1	0	1	0	16	23	27.00	5.000
32 Brad Lincoln, R ERA: 1.07	(8, 1)	1.0		3	0	0	0	1	0	0	0	0	0	0	7	7	0.00	0.000

PITCHER		IP	WLS	BF	H	R	ER	SO	BB	IBB	HBP	BLK	WP	HR	S	P	ERA	WHIP
39 Jason Grilli, R ERA: 1.89	(9, 1)	1.0		3	0	0	0	0	0	0	0	0	0	0	6	9	0.00	0.000

TOP

Cincinnati Reds @ Pittsburgh Pirates

PNC Park, Pittsburgh, PA

Tue May 29 2012, 9:00 PM - 11:33 PM EDT

Att. 12,077 - Partly Cloudy - 70 F

livebaseballscorecards.com

AB	37
R	8
H	12
RBI	7
BB	3
SO	3
LOB	15

WP: 2	PA: 42		
PB: 0			
SB: 0			
CS: 0			

Batter	1	2	3	4	5	6	7	8	9	AB	R	H	RBI	BB	SO	LOB
31 Jose Tabata, R (1, 7) OBP: 0.274, SLG: 0.335	C SI 92 X FF 92 0-1 ① F9		C SL 87 X FF 92 0-1 ② G4-3		F FF 92 C FF 92 B FF 92 X FF 92 1-2 ②③ G4-3 1-2f			S FF 92 X SL 85 0-1 ③ F9		4	0	0	0	0	0	2
5 Josh Harrison, R (1, 6) OBP: 0.284, SLG: 0.408	C FF 92 B KC 77 X FF 93 1-1 ② F9		B FF 93 F FF 93 X FF 92 1-1 ③ F8			C FF 92 T FF 92 X SL 87 0-2 ① F9			X FF 92 0-0 E6 18 DI	4	0	0	0	0	0	0
22 Andrew McCutchen, R (1, 8) OBP: 0.397, SLG: 0.554 62 Gorkys Hernández, R (9, 8) OBP: 0.250, SLG: 0.143	X FF 93 0-0 3B			C F KC 77 S SL 86 0-3 ① K		B SL 88 X SL 87 1-0 ② F8			C FF 91 S SL 85 B SL 85 X SL 87 1-2 ① L9	3 1	0 0	1 0	0 0	0 0	1 0	0 1
24 Pedro Alvarez, L (1, 5) OBP: 0.270, SLG: 0.435	B KC 76 B FF 93 D SI 91 B FF 93 4-0 BB			C KC 75 B CH 86 F FF 93 B SL 87 F FF 93 S CH 84 2-3 ② K		F FF 93 X CH 85 0-1 ③ G4-3			F FF 93 S CH 85 F SI 92 F CH 84 B CH 85 B SL 85 B FF 93 X FF 93 3-2 ② P6	3	0	0	0	1	1	1
18 Neil Walker, S (1, 4) OBP: 0.309, SLG: 0.339	B FF 93 C SI 91 C FF 92 X CH 85 1-2 ③ G4-3			X SI 92 0-0 ③ G6-3			C SI 92 B CH 85 X FF 92 1-1 ① F8		C FF 93 F CH 85 B FF 92 S SL 88 1-3 ③ K 1-2	4	0	0	0	0	1	3
46 Garrett Jones, L (1, 9) OBP: 0.239, SLG: 0.422		C FF 90 B FF 90 C FF 93 T FF 91 1-2 ① K			B SI 90 C FF 91 X FF 91 1-1 ① F8		B FF 92 F SI 90 B FF 92 X FF 92 2-1 ② G4-3			3	0	0	0	0	1	0
65 Matt Hague, R (1, 3) OBP: 0.321, SLG: 0.280		B FF 91 C FF 93 S SL 89 X SL 88 1-2 ② F9			C SL 84 B KC 77 C FF 92 F FF 91 X CH 85 1-2 26 1B 14 1B 1B		C FF 93 C FF 92 B SL 85 X SL 85 1-2 ③ F8			3	1	1	0	0	0	0
26 Rod Barajas, R (1, 2) OBP: 0.289, SLG: 0.396		S SL 88 F FF 94 X FF 92 0-2 ③ F7			C FF 91 F SL 84 X SL 85 0-2 14 1B 1-2 1B			X FF 91 0-0 ① F7		3	0	1	0	0	0	0
50 Charlie Morton, R (1, 1) 43 Doug Slaten, L (5, 1) 14 Casey McGehee, R (5, PH) OBP: 0.283, SLG: 0.253 30 Chris Resop, R (6, 1) 48 Jared Hughes, R (7, 1) 32 Brad Lincoln, L (8, 1) 69 Jordy Mercer, R (8, PH) 39 Jason Grilli, R (9, 1)			C FF 90 B FF 91 F FF 91 F KC 75 S SL 86 1-3 ① K		B SL 85 C FF 92 X KC 75 1-1 31 G4-3 1-2 2-H 1B			C FF 92 X SL 86 0-1 ② G6-3		1 0 1 0 0 0 0 1 0	0 0 0 0 0 0 0 0 0	0 0 1 0 0 0 0 0 0	0 0 1 0 0 0 0 0 0	0 0 0 0 0 0 0 0 0	1 0 0 0 0 0 0 0 0	0 0 0 0 0 0 0 0 0
Inning Stats	R: 0 E: 0 K: 0 S: 8 H: 1 LOB: 2 BB: 1 P: 14	R: 0 E: 0 K: 1 S: 9 H: 0 LOB: 0 BB: 0 P: 11	R: 0 E: 0 K: 1 S: 8 H: 0 LOB: 0 BB: 0 P: 10	R: 0 E: 0 K: 2 S: 8 H: 0 LOB: 0 BB: 0 P: 10	R: 1 E: 0 K: 0 S: 14 H: 3 LOB: 1 BB: 0 P: 18	R: 0 E: 0 K: 0 S: 6 H: 0 LOB: 0 BB: 0 P: 7	R: 0 E: 0 K: 0 S: 7 H: 0 LOB: 0 BB: 0 P: 11	R: 0 E: 0 K: 0 S: 5 H: 0 LOB: 0 BB: 0 P: 5	R: 0 E: 1 K: 1 S: 12 H: 0 LOB: 1 BB: 0 P: 17	1B: 3 2B: 0 3B: 1 HR: 0	SF: 0 SAC: 0 DP: 1 HBP: 0					

PITCHER	IP	WLS	BF	H	R	ER	SO	BB	IBB	HBP	BLK	WP	HR	S	P	ERA	WHIP
34 Homer Bailey, R (1, 1) ERA: 3.73	9.0	W	32	4	1	1	5	1	0	0	0	0	0	77	103	1.00	0.556

PITCHER	IP	WLS	BF	H	R	ER	SO	BB	IBB	HBP	BLK	WP	HR	S	P	ERA	WHIP

BOTTOM

Cincinnati Reds @ Pittsburgh Pirates

PNC Park, Pittsburgh, PA

Tue May 29 2012, 9:00 PM - 11:33 PM EDT

Att. 12,077 - Partly Cloudy - 70 F

livebaseballscorecards.com

AB	31
R	1
H	4
RBI	1
BB	1
SO	5
LOB	7

1B: 3	SF: 0	WP: 0	PA: 32
2B: 0	SAC: 0	PB: 0	
3B: 1	DP: 1	SB: 0	
HR: 0	HBP: 0	CS: 0	

Cincinnati Reds @ Pittsburgh Pirates

PNC Park, Pittsburgh, PA

Wed May 30 2012, 7:08 PM - 9:49 PM EDT

Att. 16,782 - Partly Cloudy - 80 F

TOP

livebaseballscorecards.com

Batter	1	2	3	4	5	6	7	8	9	AB	R	H	RBI	BB	SO	LOB
2 Zack Cozart, R (1, 6) OBP: 0.281, SLG: 0.403	C FF 92 S KC 80 B KC 81 F KC 81 X SI 92 1-2 6 SH 4 SF7 2B		X FF 92 0-0 ② G6-3			C FF 92 C FF 92 F KC 79 F KC 81 B KC 82 F FF 92 B CH 88 X SI 92 2-2 ② G6-3		S SL 81 S SL 81 F FF 94 C FF 94 0-3 ② K		4	1	1	0	0	1	0
6 Drew Stubbs, R (1, 8) OBP: 0.296, SLG: 0.360	X SI 93 0-0 SH 28 S 32 S 2-3		C FF 91 F FF 91 B FF 91 B KC 81 B KC 81 X FF 92 3-2 ③ G6-3			B KC 79 B SI 91 B FF 93 C FF 91 B SI 90 4-1 32 E BB		S SL 85 C FF 94 B SL 82 B SL 83 B FF 93 B FF 92 4-2 BB		1	0	0	0	2	0	0
32 Jay Bruce, L (1, 9) OBP: 0.315, SLG: 0.537	B FF 94 B CH 88 X FF 93 2-0 ① L3 1-2			C SI 90 C SI 91 B KC 80 C SI 92 1-3 ① K		1 SAFE 1 SAFE X FF 92 0-0 E4 1-3		B FF 94 C SL 84 F FF 94 F FF 94 S FF 94 1-3 ③ K		4	0	0	0	0	2	4
4 Brandon Phillips, R (1, 4) OBP: 0.322, SLG: 0.412	B KC 82 B FF 92 B FF 92 X SI 92 3-0 ② SF7 3-H			B CH 88 F SI 92 F KC 82 B SI 92 F FF 93 X KC 81 2-2 ② G6-3		C SI 92 B FF 93 X SI 92 1-1 ③ G5-3			X FF 95 0-0 ① F9	3	0	0	1	0	0	2
28 Chris Heisey, R (1, 7) OBP: 0.323, SLG: 0.392	C FF 92 B FF 94 F KC 82 S KC 82 1-3 ③ K 2-3			C KC 80 S KC 82 X KC 82 0-2 ③ F7			B FF 91 C FF 91 C FF 90 F KC 80 X FF 92 1-2 21 G6-4-3 1B		S FF 96 B SL 89 X FF 96 1-1 19 1B 1B	4	0	2	0	0	1	1
21 Todd Frazier, R (1, 5) OBP: 0.318, SLG: 0.598 19 Joey Votto, L (9, PH) OBP: 0.463, SLG: 0.598		C FF 92 C KC 80 S FF 92 0-3 ① K			C FF 91 B FF 90 S FF 91 X KC 80 1-2 ① F7		X SI 92 0-0 ①② G6-4-3 1-2f		C FF 96 B FF 96 X SL 89 1-1 1-2 1B	3 1	0 0	0 1	0 0	0 0	1 0	1 0
25 Mike Costanzo, L (1, 3) OBP: 0.111, SLG: 0.067 43 Miguel Cairo, R (7, PR) OBP: 0.176, SLG: 0.242 (7, 3)		X SI 93 0-0 ② G1-6-3			B CH 87 F FF 92 B KC 80 X FF 92 2-1 ② G4-3		B FF 91 C CH 86 B SI 91 S FF 90 F KC 80 B FF 92 B CH 88 4-2 BB		B FF 97 F FF 98 F FF 97 S FF 96 1-3 ② K	2 1	0 0	0 0	0 0	1 0	0 1	0 2
29 Ryan Hanigan, R (1, 2) OBP: 0.369, SLG: 0.386		B FF 92 B SI 92 B FF 92 C FF 91 F FF 92 X SI 92 3-2 ③ G4-3			B FF 92 B SI 92 B FF 91 C FF 91 X FF 91 3-1 ③ G5-3		B FF 92 B SI 92 C FF 92 C SI 92 F FF 93 F FF 93 X FF 92 2-2 ③ F7		F FF 98 S SL 90 B FF 98 D SL 88 S SL 88 2-3 ③ K	4	0	0	0	0	1	3
47 Johnny Cueto, R (1, 1) OBP: 0.053, SLG: 0.053 48 Ryan Ludwick, R (8, PH) OBP: 0.292, SLG: 0.393 51 Sean Marshall, L (8, 1) 66 Logan Ondrusek, R (8, 1)			C FF 91 X SI 90 0-1 ① G4-3			C SI 90 B KC 79 B SI 90 X FF 90 2-1 ① G4-3		F FF 92 B FF 93 C SL 82 F FF 94 B FF 93 X SL 82 2-2 ① F7		2 1 0 0	0 0 0 0	0 0 0 0	0 0 0 0	0 0 0 0	0 0 0 0	0 0 0 0

Inning Stats	1	2	3	4	5	6	7	8	9
	R: 1 E: 1 K: 1 S: 10	R: 0 E: 0 K: 1 S: 7	R: 0 E: 0 K: 0 S: 6	R: 0 E: 0 K: 1 S: 10	R: 0 E: 0 K: 0 S: 7	R: 0 E: 1 K: 0 S: 12	R: 0 E: 0 K: 0 S: 13	R: 0 E: 0 K: 2 S: 14	R: 0 E: 0 K: 2 S: 11
	H: 1 LOB: 1 BB: 0 P: 17	H: 0 LOB: 0 BB: 0 P: 10	H: 0 LOB: 0 BB: 0 P: 9	H: 0 LOB: 0 BB: 0 P: 13	H: 0 LOB: 0 BB: 0 P: 13	H: 0 LOB: 2 BB: 1 P: 21	H: 1 LOB: 1 BB: 1 P: 20	H: 0 LOB: 1 BB: 1 P: 21	H: 2 LOB: 2 BB: 0 P: 16

1B: 3 SF: 1
2B: 1 SAC: 1
3B: 0 DP: 1
HR: 0 HBP: 0

WP: 0 PA: 35
PB: 0
SB: 2
CS: 0

	AB	30
	R	1
	H	4
	RBI	1
	BB	3
	SO	7
	LOB	13

PITCHER	IP	WLS	BF	H	R	ER	SO	BB	IBB	HBP	BLK	WP	HR	S	P	ERA	WHIP
34 A.J. Burnett, R (1, 1) ERA: 3.6	7.0	W	26	2	1	0	3	2	0	0	0	0	0	65	103	0.00	0.571
39 Jason Grilli, R (8, 1) ERA: 1.8	1.0	H	4	0	0	0	2	1	0	0	0	0	0	14	21	0.00	1.000
52 Joel Hanrahan, R (9, 1) ERA: 2.37	1.0	S	5	2	0	0	2	0	0	0	0	0	0	11	16	0.00	2.000

PITCHER	IP	WLS	BF	H	R	ER	SO	BB	IBB	HBP	BLK	WP	HR	S	P	ERA	WHIP

Cincinnati Reds @ Pittsburgh Pirates

PNC Park, Pittsburgh, PA

Wed May 30 2012, 7:08 PM - 9:49 PM EDT

Att. 16,782 - Partly Cloudy - 80 F

livebaseballscorecards.com

BOTTOM

Batter	1	2	3	4	5	6	7	8	9	AB	R	H	RBI	BB	SO	LOB
31 Jose Tabata, R (1, 7) (7, 9) OBP: 0.268, SLG: 0.327	C SI 92 B SI 92 B SI 92 X FF 92 2-1 ① F9	X SI 92 0-0 ③ G4-3			B FF 92 C SI 93 B SI 92 X SI 93 2-1 ② FC6-4 69 E 1-2f		T SI 91 B X SI 92 1-1 ① G5-3			4	0	0	0	0	0	4
69 Jordy Mercer, R (1, 6) OBP: 0.200, SLG: 0.200	C SI 91 B SL 83 X SI 93 1-1 1B		C SI 91 F SL 78 B FC 88 X SL 82 1-2 ① G5-3		1 SAFE C SI 94 F FC 87 S SI 94 0-3 ③ K 1-2		C SL 81 X SL 81 0-1 ② G1-3			4	0	1	0	0	1	1
22 Andrew McCutchen, R (1, 8) OBP: 0.389, SLG: 0.541	X FF 92 0-0 ② F9		F FC 89 B SI 93 B SL 87 X FC 89 2-1 ② G5-3			C SL 83 C SI 92 B SI 94 X FF 94 1-2 ① G5-3	S FF 94 B FF 93 F FF 93 B FF 93 S FF 93 2-3 ③ K			4	0	0	0	0	1	1
24 Pedro Alvarez, L (1, 5) OBP: 0.263, SLG: 0.424	C SI 92 F FC 88 T SL 84 0-2 ③ K		B CH 83 B FF 89 F CH 82 X SI 94 2-1 ③ G4-3			X SI 94 0-0 ② G6-3		B SL 82 C SL 86 B CU 76 F SI 91 F SL 83 B FF 91 X CU 78 3-2 ① G1-3		4	0	0	0	0	1	1
18 Neil Walker, S (1, 4) OBP: 0.313, SLG: 0.335		C SI 91 S CH 82 S SL 82 0-3 ① K		B CH 80 C SI 93 C CH 83 B SL 85 X SI 95 2-2 ① F7		C FF 94 B SL 85 B SI 94 B SI 94 4-1 46 1B 65 2B BB		C CU 78 B SL 87 B SI 91 B SL 87 B SI 91 4-1 62 FC4-6 BB		2	1	0	0	2	1	0
46 Garrett Jones, L (1, 9) OBP: 0.250, SLG: 0.446 62 Gorkys Hernández, R (7, 7) OBP: 0.222, SLG: 0.125		F SI 92 X SI 92 0-1 3B		C FF 90 F SI 93 B SL 86 S CH 86 1-3 ② K		F SI 93 B SI 93 B CH 81 F SI 94 B SI 93 X SL 83 3-2 1-3 65 2B 1B		1 SAFE 1 SAFE B FF 92 M FF 91 F FF 92 X SI 92 1-2 ② FC4-6 14 S 1-2f		3 1	1 0	2 0	0 0	0 0	1 0	0 1
65 Matt Hague, R (1, 3) OBP: 0.323, SLG: 0.321 14 Casey McGehee, R (8, 3) OBP: 0.281, SLG: 0.250		B SI 93 B FC 89 X SI 93 2-0 ② G5-3		C SL 84 B FC 88 B SL 85 F SL 79 X FF 93 2-2 ③ F8		B FC 88 C SI 94 B SI 94 X FC 90 2-1 1-H 3-H 2B		1 SAFE 1 SAFE B CU 77 F FF 92 1 SAFE B CU 76 B CU 78 F FF 92 X CU 77 3-2 ③ P2 1-2		3 1	0 0	1 0	2 0	0 0	0 0	1 1
26 Rod Barajas, R (1, 2) OBP: 0.298, SLG: 0.393		I IN 48 I IN 67 I IN 64 I IN 62 4-0 34 BB IBB			F SI 92 F FF 93 X FF 94 0-2 ① G4-3	I IN 68 I IN 66 I IN 69 I IN 68 4-0 IBB				1	0	0	0	2	0	0
34 A.J. Burnett, R (1, 1) OBP: 0.231, SLG: 0.091 39 Jason Grilli, R (8, 1) 52 Joel Hanrahan, R (9, 1)		B FF 92 C SI 92 F FF 91 B FC 88 F SL 84 B FC 90 F SI 94 B FF 93 4-2 1-2 BB			C SI 91 X SL 85 0-1 31 FC6-4 1B	X SI 92 0-0 ③ G5-3				2 0 0	0 0 0	1 0 0	0 0 0	1 0 0	0 0 0	2 0 0
Inning Stats	R: 0 E: 0 K: 1 S: 8 H: 1 LOB: 1 BB: 0 P: 11	R: 0 E: 0 K: 1 S: 11 H: 1 LOB: 3 BB: 2 P: 21	R: 0 E: 0 K: 0 S: 7 H: 0 LOB: 0 BB: 0 P: 12	R: 0 E: 0 K: 1 S: 9 H: 0 LOB: 0 BB: 0 P: 14	R: 0 E: 1 K: 1 S: 10 H: 1 LOB: 1 BB: 0 P: 12	R: 2 E: 0 K: 0 S: 11 H: 2 LOB: 2 BB: 2 P: 25	R: 0 E: 0 K: 1 S: 7 H: 0 LOB: 0 BB: 0 P: 10	R: 0 E: 0 K: 0 S: 11 H: 0 LOB: 1 BB: 1 P: 22		1B: 3 2B: 1 3B: 1 HR: 0 SF: 0 SAC: 0 DP: 0 HBP: 0				WP: 0 PB: 0 SB: 1 CS: 0 PA: 34		

	AB	29
	R	2
	H	5
	RBI	2
	BB	5
	SO	5
	LOB	12

PITCHER		IP	WLS	BF	H	R	ER	SO	BB	IBB	HBP	BLK	WP	HR	S	P	ERA	WHIP
47 Johnny Cueto, R ERA: 2.54	(1, 1)	7.0	L	30	5	2	2	5	2	2	0	0	0	0	63	105	2.57	1.000
51 Sean Marshall, L ERA: 4.15	(8, 1)	0.1		2	0	0	0	0	1	0	0	0	0	0	5	12	0.00	3.000
66 Logan Ondrusek, R ERA: 2.53	(8, 1)	0.2		2	0	0	0	0	0	0	0	0	0	0	6	10	0.00	0.000

PITCHER	IP	WLS	BF	H	R	ER	SO	BB	IBB	HBP	BLK	WP	HR	S	P	ERA	WHIP

Batter	1	2	3	4	5	6	7	8	9	AB	R	H	RBI	BB	SO	LOB
31 Jose Tabata, R (1, 7) (8, 9) OBP: 0.282, SLG: 0.345	C SI 89 B FC 85 B CU 68 F SI 89 B SI 89 B SI 90 4-2 FC1-5 5 5 S BB	B FF 85 X CU 69 1-0 ③ FC5-4 1-2f	B CU 68 X CU 69 1-0 1-H 2-H 3-H 2B			B SI 87 C SI 87 F FC 84 B FF 87 B FF 87 B SI 88 4-2 5 CS BB		S SL 72 X SL 73 0-1 22 2B 2B		3	1	2	3	2	0	2
5 Josh Harrison, R (1, 9) OBP: 0.291, SLG: 0.425 32 Brad Lincoln, L (8, 1) 44 Tony Watson, L (8, 1) 37 Juan Cruz, R (9, 1)	C SI 88 B FC 85 X FC 86 1-1 ① FC1-5 22 S 1-3		2-2 22 3B 3B 0-1 ③ F8			1 SAFE 1 SAFE B FF 84 F SI 86 1 SAFE 1 SAFE 1 SAFE F SL 83 T SI 87 1-2 ②③ K 1-2		B SI 88 B SL 72 S SI 87 B SI 88 S SL 73 B SL 72 4-2 22 2B BB		4 0 0 0	2 0 0 0	1 0 0 0	0 0 0 0	1 0 0 0	1 0 0 0	3 0 0 0
22 Andrew McCutchen, R (1, 8) OBP: 0.394, SLG: 0.557	1 SAFE B SI 88 B SI 89 B SL 85 C SI 89 B SI 89 4-1 1-2 BB	S CU 70 S FF 87 B FF 90 X FF 90 1-2 ① 18 1B 3-H 3B	B SI 86 C SI 87 S FC 82 X SL 82 1-2 P2				C SI 93 F SI 92 F SL 81 S SI 93 0-3 ① K	B SL 73 C SL 72 X SL 74 1-1 1-H 2-H 2B		4	1	2	3	1	1	0
24 Pedro Alvarez, L (1, 5) OBP: 0.256, SLG: 0.410	C FF 89 B CU 70 B CU 72 S SL 82 C SL 82 2-3 ② K	S CU 70 C CU 70 B FF 90 F CU 71 C FF 90 1-3 ① K	S SL 79 F FF 88 X CU 70 0-2 ② G3				X SL 82 0-0 ② F9	T SI 87 X SI 88 0-1 ③ L6		5	0	0	0	0	2	4
18 Neil Walker, S (1, 4) OBP: 0.320, SLG: 0.339	C SI 89 X FC 85 0-1 ③ G4-3	C CH 79 X SL 85 0-1 65 1B 26 1B 3-H 1B	B CH 78 B CH 80 F SI 88 C SI 87 B SI 88 X CH 79 3-2 ③ F9				C SL 81 B SI 92 S SL 82 B SI 91 B SL 83 B SL 83 4-2 65 1B BB		B SI 85 C SI 86 B SI 85 X SI 87 2-1 62 1B 1B	4	1	2	1	1	0	2
65 Matt Hague, R (1, 3) OBP: 0.343, SLG: 0.344 48 Jared Hughes, R (7, 1) 62 Gorkys Hernández, R (8, 7) OBP: 0.300, SLG: 0.222		C SI 89 C CU 67 X SI 89 0-2 ① G4-3	1 SAFE 1 SAFE 1 SAFE X SI 88 0-0 26 1B 29 FC5-2 1-2 1B	S SL 81 F FC 83 B SI 86 F SI 87 X CU 68 1-2 ① F7		B SL 82 F SI 93 X SL 82 1-1 1-2 1B		B SI 86 F SI 86 B SL 71 B SL 72 X SI 86 3-1 1-2 1B		4 0 1	0 0 0	2 0 1	0 0 0	0 0 0	0 0 0	0 0 0
26 Rod Barajas, R (1, 2) OBP: 0.302, SLG: 0.393		C SI 89 T FF 88 F SI 84 X SI 88 0-2 29 1B 1B	C CH 80 B CH 78 F FC 85 B SI 88 B CH 79 F CH 78 F SI 89 F FF 89 X FF 90 3-2 29 FC5-2 31 2B 1-3 2-H 1B	C SI 86 B SI 86 F FF 87 B SL 80 X SI 87 2-2 ② F8		C SL 81 S SL 82 X SL 82 0-2 ③ F8		C SI 86 X SI 86 0-1 ① F9	5	1	2	1	0	0	4
69 Jordy Mercer, R (1, 6) OBP: 0.200, SLG: 0.111		C SI 87 D CU 68 F CU 68 S FF 90 1-3 ② K	D CU 69 D CU 68 B SI 88 F SI 88 B SI 88 4-1 29 FC5-2 31 2B BB	B SI 87 X CH 77 1-0 ③ F8			B SI 86 X SI 87 1-0 ① G5-3	C SI 86 F SL 72 B SI 89 F SI 86 F SL 72 F SL 73 S SL 73 1-3 ② K	4	1	0	0	1	2	3
29 Kevin Correia, R (1, 1) OBP: 0.176, SLG: 0.176 43 Doug Slaten, L (6, 1) 14 Casey McGehee, R (7, 3) OBP: 0.276, SLG: 0.245		C SI 88 B SI 89 B SI 88 F SI 88 X SI 89 2-2 31 FC5-4 1-2 1B	D CU 69 F SI 88 S CU 68 X CU 69 1-2 ② FC5-2 31 2B 1-2 2-3 3-Hf			C SI 87 B CH 77 S SI 86 C SI 88 1-3 ① K		B SL 71 B SI 87 C SI 87 B SI 87 C SI 86 X SI 86 3-2 ② F9	B SL 73 C SL 72 B SI 89 C SI 87 X SI 86 2-2 ③ G1-3	3 0 2	1 0 0	1 0 0	0 0 0	0 0 0	1 0 0	3 0 2
Inning Stats	R: 0 E: 0 K: 1 S: 10 H: 0 LOB: 2 BB: 2 P: 21	R: 0 E: 0 K: 1 S: 14 H: 2 LOB: 2 BB: 0 P: 18	R: 6 E: 0 K: 1 S: 26 H: 6 LOB: 1 BB: 1 P: 39	R: 0 E: 0 K: 0 S: 9 H: 0 LOB: 0 BB: 0 P: 13	R: 0 E: 0 K: 0 S: 8 H: 0 LOB: 0 BB: 0 P: 12	R: 0 E: 0 K: 2 S: 8 H: 0 LOB: 2 BB: 1 P: 14	R: 0 E: 0 K: 1 S: 12 H: 1 LOB: 2 BB: 1 P: 17	R: 2 E: 0 K: 0 S: 12 H: 2 LOB: 1 BB: 1 P: 21	R: 0 E: 0 K: 1 S: 15 H: 2 LOB: 2 BB: 0 P: 23	1B: 8 2B: 3 3B: 2 HR: 0 SF: 0 SAC: 0 DP: 0 HBP: 0						

PITCHER		IP	WLS	BF	H	R	ER	SO	BB	IBB	HBP	BLK	WP	HR	S	P	ERA	WHIP
43 Randy Wolf, L ERA: 6.05	(1, 1)	6.0	L	29	8	6	6	5	4	0	0	0	0	0	75	117	9.00	2.000
46 Juan Pablo Perez, L ERA: 3.86	(7, 1)	1.0		5	1	0	0	1	1	0	0	0	0	0	12	17	0.00	2.000
48 Tim Dillard, R ERA: 4.74	(8, 1)	2.0		11	4	2	2	1	1	0	0	0	0	0	27	44	9.00	2.500

PITCHER	IP	WLS	BF	H	R	ER	SO	BB	IBB	HBP	BLK	WP	HR	S	P	ERA	WHIP

TOP

Pittsburgh Pirates @ Milwaukee Brewers

Miller Park, Milwaukee, WI

Fri Jun 01 2012, 7:12 PM - 10:28 PM CDT

Att. 33,055 - Roof Closed - 66 F

livebaseballscorecards.com

AB	39
R	8
H	13
RBI	8
BB	6
SO	7
LOB	23

Batter	1	2	3	4	5	6	7	8	9	AB	R	H	RBI	BB	SO	LOB
1 Corey Hart, R (1, 9) (8, 3) OBP: 0.322, SLG: 0.510	B SL 88 X FF 90 1-0 ① P3		C FF 93 B SI 91 X FF 93 1-1 1B			C SL 87 X SL 88 0-1 HR	C SI 94 S SL 86 D SL 86 B SL 85 2 SAFE S SL 85 2-3 ③ K			4	1	2	1	0	1	1
2 Nyjer Morgan, L (1, 8) (8, 9) OBP: 0.295, SLG: 0.273	C FF 91 F FC 90 B FF 92 B FF 91 X SL 86 2-2 HR		B SI 91 B SI 91 B FF 91 C FF 91 F FF 90 F SI 91 F SI 91 F FF 90 X FF 91 3-2 ③ F8			B SI 91 C SI 90 X CU 77 1-1 ① F7		B FF 93 B FF 94 C FF 94 F FF 94 X FF 94 2-2 2B		4	1	2	1	0	0	1
8 Ryan Braun, R (1, 7) OBP: 0.394, SLG: 0.603 7 Norichika Aoki, L (8, 7) OBP: 0.358, SLG: 0.443	B SI 93 C FF 93 F CU 78 B SL 89 B CU 77 X SL 88 3-2 ② L6			B FF 91 C CU 78 B FF 92 S SI 92 F SI 92 C SI 92 2-3 ① K		X SI 88 0-0 9 S 1B		B FF 96 B FF 94 B FF 95 C FF 95 F FF 94 X FF 96 3-2 ① P5		3 1	0 0	1 0	0 0	0 0	1 0	0 1
16 Aramis Ramirez, R (1, 5) OBP: 0.317, SLG: 0.429	S FF 94 C FF 94 X FC 91 0-2 ③ F8			C CU 78 X CU 78 0-1 ② G5-3		X SI 91 0-0 ② L7		D CU 84 B FF 95 B FF 94 C FF 94 F FF 94 B FF 96 4-2 BB		3	0	0	0	1	0	1
9 George Kottaras, L (1, 2) OBP: 0.449, SLG: 0.429		C FF 91 X CU 77 0-1 E3 5 G3-6-3		B CH 86 F CH 87 F FF 92 B FF 92 B SL 88 F SL 88 X SI 91 3-2 1B		B FF 90 D CU 76 C SI 90 B SL 86 B FF 90 4-1 14 FC5-4 1-2 BB		B FF 93 B FF 94 B FF 94 C FF 94 X FF 94 3-1 ② F7		3	0	1	0	1	0	2
14 Brooks Conrad, S (1, 4)		B SI 91 C FF 90 S SL 89 B SL 88 X SL 86 2-2 ① F7		C CU 77 B SL 89 T SL 90 B CU 77 C CU 76 2-3 ③ K		X SI 89 0-0 ③ FC5-4 1-2f		C SI 92 B SI 92 D CH 85 S SI 95 B SI 95 F SI 95 S SI 94 3-3 ③ K		4	0	0	0	0	2	6
5 Taylor Green, L (1, 3) OBP: 0.288, SLG: 0.311 27 Carlos Gómez, R (7, PH) (8, 8) OBP: 0.329, SLG: 0.487		B CU 76 X SL 88 1-0 ② ③ G3-6-3 1-2f	C FF 90 X FC 89 0-1 ① G3-1			B SI 88 X SI 87 1-0 29 G5-3 1B			B FF 93 B FC 86 C FF 92 S FC 87 B FC 88 S FC 86 3-3 ① K	2 2	0 0	0 1	0 0	0 0	0 1	1 0
21 Cody Ransom, R (1, 6) OBP: 0.333, SLG: 0.466			C FF 91 B CU 78 S FF 92 B SI 92 X SL 88 2-2 ① G6-3	B SL 87 B SL 88 S SI 90 F FF 91 B SI 91 F SI 89 B SL 88 4-2 43 G6-4-3 BB			1 SAFE D SI 88 C CH 78 X SI 88 1-1 ① F7		X FC 89 0-0 ② F7	3	0	0	0	1	0	1
43 Randy Wolf, L (1, 1) OBP: 0.105, SLG: 0.111 46 Juan Pablo Perez, R (7, 1) 29 Edwin Maysonet, R (7, PH) OBP: 0.258, SLG: 0.310 48 Tim Dillard, R (8, 1) 12 Martín Maldonado, R (9, PH) OBP: 0.250, SLG: 0.182			C FF 92 B FF 92 X SI 92 1-1 ② G4-3	F SL 86 C CU 76 F CU 76 X FF 91 0-2 ② ③ G6-4-3 1-2f			1 SAFE C SI 92 X SI 92 0-1 ② G5-3 1-2		C FF 94 C SL 79 F FF 92 B SL 80 B FC 87 S FC 88 2-3 ③ K	2 0 1 0 1	0 0 0 0 0	0 0 0 0 0	0 0 0 0 0	0 0 0 0 0	0 0 0 1 0	1 0 1 0 0
Inning Stats	R: 1 E: 0 K: 0 S: 10 H: 1 LOB: 0 BB: 0 P: 16	R: 0 E: 1 K: 0 S: 6 H: 0 LOB: 0 BB: 0 P: 9	R: 0 E: 0 K: 0 S: 13 H: 1 LOB: 1 BB: 0 P: 20	R: 0 E: 0 K: 2 S: 13 H: 1 LOB: 1 BB: 0 P: 20	R: 0 E: 0 K: 0 S: 9 H: 0 LOB: 0 BB: 1 P: 13	R: 1 E: 0 K: 0 S: 8 H: 2 LOB: 2 BB: 1 P: 13	R: 0 E: 0 K: 1 S: 8 H: 1 LOB: 1 BB: 0 P: 12	R: 0 E: 0 K: 1 S: 14 H: 1 LOB: 2 BB: 1 P: 29	R: 0 E: 0 K: 2 S: 8 H: 0 LOB: 0 BB: 0 P: 13	1B: 4 2B: 1 3B: 0 HR: 2		SF: 0 SAC: 0 DP: 2 HBP: 0		WP: 0 PB: 0 SB: 1 CS: 0		PA: 36

PITCHER		IP	WLS	BF	H	R	ER	SO	BB	IBB	HBP	BLK	WP	HR	S	P	ERA	WHIP
29 Kevin Correia, R ERA: 4.19	(1, 1)	5.2	W	23	5	2	2	2	2	0	0	0	0	2	58	90	3.18	1.235
43 Doug Slaten, L ERA:	(6, 1)	0.2	H	3	1	0	0	0	0	0	0	0	0	0	4	6	0.00	1.500
48 Jared Hughes, R ERA: 2.16	(7, 1)	0.2		2	0	0	0	1	0	0	0	0	0	0	5	7	0.00	0.000
32 Brad Lincoln, R ERA: 1.04	(8, 1)	0.2		4	1	0	0	0	1	0	0	0	0	0	10	22	0.00	3.000
44 Tony Watson, L ERA: 3.86	(8, 1)	0.1		1	0	0	0	1	0	0	0	0	0	0	4	7	0.00	0.000

PITCHER		IP	WLS	BF	H	R	ER	SO	BB	IBB	HBP	BLK	WP	HR	S	P	ERA	WHIP
37 Juan Cruz, R ERA: 1.37	(9, 1)	1.0		3	0	0	0	2	0	0	0	0	0	0	8	13	0.00	0.000

BOTTOM

Pittsburgh Pirates @ Milwaukee Brewers

Miller Park, Milwaukee, WI

Fri Jun 01 2012, 7:12 PM - 10:28 PM CDT

Att. 33,055 - Roof Closed - 66 F

livebaseballscorecards.com

AB	33
R	2
H	7
RBI	2
BB	3
SO	6
LOB	16

Pittsburgh Pirates @ Milwaukee Brewers

Miller Park, Milwaukee, WI

Sat Jun 02 2012, 6:11 PM - 9:16 PM CDT

Att. 39,603 - Partly Cloudy - 74 F

TOP

livebaseballscorecards.com

Batter	1	2	3	4	5	6	7	8	9	AB	R	H	RBI	BB	SO	LOB
31 Jose Tabata, R (1, 7) OBP: 0.281, SLG: 0.343	C FC 86 F FC 83 X FC 84 0-2 ① G4-3		C FC 83 F SL 81 B SL 81 F FC 85 F FC 84 B CH 81 F FC 85 F FF 87 S CU 70 2-3 ③ K			B SL 80 C FF 84 C SL 78 B SL 82 X SL 77 2-2 46 1B 1B		S FF 90 S FF 92 X FF 91 0-2 ② G1-3		4	0	1	0	0	1	0
46 Garrett Jones, L (1, 9) OBP: 0.258, SLG: 0.474	B FF 88 C CH 83 B FF 88 S CH 82 F FF 88 F CH 82 X CH 75 2-2 ② F7			B CU 73 S CU 74 X FF 85 1-1 HR		B CU 73 F CH 79 X FC 84 1-1 18 FC6-4 1-2 1B		C SL 78 X FF 90 0-1 ③ G5-3		4	1	2	1	0	0	0
22 Andrew McCutchen, R (1, 8) OBP: 0.396, SLG: 0.553	S FC 86 B FC 86 S FF 88 B FC 84 X FF 89 2-2 1B			B FC 84 F FC 84 B SL 81 S SL 81 F FC 84 C FC 86 2-3 ① K		B SL 80 2 SAFE B FC 83 F SL 79 B FC 83 C FC 84 X CU 76 3-2 ① L5			B SI 94 B SI 94 B SI 95 B SI 94 4-0 24 DI BB	3	0	1	0	1	1	2
24 Pedro Alvarez, L (1, 5) OBP: 0.250, SLG: 0.400	1 SAFE C SI 88 1 SAFE F CH 81 S CU 74 0-3 ③ K			S CH 81 B FF 87 F CU 72 X CH 81 1-2 ② G3		B CH 80 X CH 80 1-0 ② F7			B CU 79 C SI 94 D FS 84 F SI 94 F CU 79 S CU 78 2-3 ① K 1-2	4	0	0	0	0	2	4
18 Neil Walker, S (1, 4) OBP: 0.313, SLG: 0.331		C FF 86 B CU 70 S CH 82 B FC 86 C FF 87 2-3 ① K		C FC 85 S CU 70 B FC 87 X CU 73 1-2 ③ G4-3		C CH 81 C CH 78 F FC 85 D CH 80 X CU 74 1-2 ③ FC6-4 1-2f			B CU 78 C CU 78 X CU 78 1-1 ② F7	4	0	0	0	0	1	3
65 Matt Hague, R (1, 3) OBP: 0.333, SLG: 0.333		C FC 85 B FC 88 S SL 82 S FC 83 1-3 ② K			B FF 84 B SL 81 C FC 84 X FF 86 2-1 1B		C FF 86 S CU 70 F SL 80 B SL 81 B FF 87 F SL 80 F FC 84 F SL 80 S CU 67 2-3 ① K		C SI 95 C CU 79 F CU 78 X SI 96 0-2 ③ G4-3	4	0	1	0	0	2	1
12 Clint Barmes, R (1, 6) OBP: 0.192, SLG: 0.264		C FC 88 X FC 86 0-1 ③ F9			1 SAFE C FC 83 X CU 73 0-1 ① F7		C CU 73 F SL 79 B FC 84 F FC 84 B CU 73 B SL 78 X FC 84 3-2 ② F8			3	0	0	0	0	0	1
55 Michael McKenry, R (1, 2) OBP: 0.279, SLG: 0.389			C FF 86 X FC 85 0-1 ① G4-3		C SL 79 S SL 80 S CH 80 0-3 ② K		F FC 83 B FC 84 F SL 79 B FF 87 C FC 84 2-3 ③ K			3	0	0	0	0	2	1
45 Erik Bedard, L (1, 1) OBP: 0.111, SLG: 0.111 30 Chris Resop, R (4, 1) 48 Jared Hughes, R (7, 1) 5 Josh Harrison, R (8, PH) OBP: 0.287, SLG: 0.420 43 Doug Slaten, L (8, 1)			B CH 81 C FC 86 X SI 86 1-1 ② P5		X SL 82 0-0 ③ G4-3			C FF 89 C SL 80 B SL 82 B FF 92 X FF 90 2-2 ① L6		1 1 0 1 0	0 0 0 0 0	0 0 0 0 0	0 0 0 0 0	0 0 0 0 0	0 0 0 0 0	0 1 0 0 0
Inning Stats	R: 0 H: 1 E: 0 LOB: 1 K: 1 BB: 0 S: 14 P: 18	R: 0 H: 0 E: 0 LOB: 0 K: 2 BB: 0 S: 8 P: 11	R: 0 H: 0 E: 0 LOB: 0 K: 1 BB: 0 S: 11 P: 14	R: 1 H: 1 E: 0 LOB: 0 K: 1 BB: 0 S: 12 P: 17	R: 0 H: 1 E: 0 LOB: 1 K: 1 BB: 0 S: 8 P: 10	R: 0 H: 2 E: 0 LOB: 2 K: 0 BB: 0 S: 13 P: 21	R: 0 H: 0 E: 0 LOB: 0 K: 2 BB: 0 S: 14 P: 21	R: 0 H: 0 E: 0 LOB: 0 K: 0 BB: 0 S: 8 P: 10	R: 0 H: 0 E: 0 LOB: 1 K: 1 BB: 1 S: 10 P: 17	1B: 4 SF: 0 2B: 0 SAC: 0 3B: 0 DP: 0 HR: 1 HBP: 0						

	AB	32
	R	1
	H	5
	RBI	1
	BB	1
	SO	9
	LOB	13

WP: 0 PA: 33
PB: 0
SB: 0
CS: 0

PITCHER		IP	WLS	BF	H	R	ER	SO	BB	IBB	HBP	BLK	WP	HR	S	P	ERA	WHIP
18 Shaun Marcum, R ERA: 3.39	(1, 1)	7.0	W	26	5	1	1	8	0	0	0	0	0	1	80	112	1.29	0.714
50 Kameron Loe, R ERA: 2.63	(8, 1)	1.0		3	0	0	0	0	0	0	0	0	0	0	8	10	0.00	0.000
40 Jose Veras, R ERA: 4.5	(9, 1)	1.0		4	0	0	0	1	1	0	0	0	0	0	10	17	0.00	1.000

PITCHER	IP	WLS	BF	H	R	ER	SO	BB	IBB	HBP	BLK	WP	HR	S	P	ERA	WHIP

Batter	1	2	3	4	5	6	7	8	9	AB	R	H	RBI	BB	SO	LOB
27 Carlos Gómez, R (1, 8) OBP: 0.310, SLG: 0.458	B FS 85 B FF 85 C FF 86 F SI 86 B CU 76 C FF 88 3-3 ① K		C FF 87 S CU 76 S CU 78 0-3 ① K2-3	C FF 89 F SI 90 D CU 76 B SI 92 X CU 76 2-2 ② FC5-4 7 E 1-2f		F FF 93 X CU 81 0-1 ③ G6-3		B SI 89 X FF 87 1-0 ③ FC6-4 1-2f		5	0	0	0	0	2	4
7 Norichika Aoki, L (1, 7) OBP: 0.355, SLG: 0.436	B FF 89 X SI 90 1-0 ② G6-3		C FF 90 F FF 90 C SI 93 0-3 ② K	C FF 86 C SI 92 F CU 78 B SI 92 B CU 79 X SI 92 2-2 E5 1-3			B SI 91 B SI 92 S SI 92 L SI 91 F FF 93 X FF 94 2-2 1 G6-4-3 1B			4	0	1	0	0	1	1
1 Corey Hart, R (1, 9) OBP: 0.317, SLG: 0.500	C FF 88 X SI 90 0-1 ③ F7		C SI 93 B SI 92 B SI 92 B CU 78 X FC 89 3-1 ③ F9	C FF 93 D CU 82 C FF 93 C FF 94 1-3 ③ K			1 SAFE S SI 92 X FF 93 0-1 ① ② G6-4-3 1-2f			4	0	0	0	0	1	3
16 Aramis Ramirez, R (1, 5) OBP: 0.322, SLG: 0.438 29 Edwin Maysonet, R (7, 6) OBP: 0.250, SLG: 0.300		C FF 88 S SI 90 B SI 91 X SI 91 1-2 21 BB 14 SF7 2B		B CU 76 X SI 91 1-0 23 2B 21 1B 1B	B SL 85 X FF 92 1-0 ① P3		F FF 93 B SI 93 S SL 84 B SL 84 F SI 93 B SI 93 X SI 93 3-2 ③ P3			3 1	2 0	2 0	0 0	0 0	0 0	0 0
23 Rickie Weeks Jr., R (1, 4) OBP: 0.306, SLG: 0.307		B FF 90 B CH 76 B SI 90 C SI 90 B SI 90 4-1 21 BB BB		C CH 76 B SI 90 B CU 77 C FF 90 F FF 92 F CU 77 X CU 77 2-2 21 1B 1-3 2B	C FF 93 B FF 93 F FF 92 B SL 87 X SL 86 2-2 21 S 1B			B SI 88 B CH 80 B SI 88 C FF 88 B FF 89 4-1 5 WP 21 S BB		2	1	2	0	2	0	0
21 Cody Ransom, R (1, 6) OBP: 0.341, SLG: 0.461 (7, 5)		C FF 90 B CU 76 S CU 74 D CU 77 B CU 77 B FF 88 4-2 1-2 2-3 BB		F SI 91 X CU 75 0-1 2-H 3-H 14 HR 1B	B FF 92 S FF 93 S FF 92 F FF 94 S CU 83 1-3 ② K 1-2			S SI 88 B FF 89 C CH 81 B SL 80 C SL 78 2-3 ① K 1-2		3	1	1	2	1	2	2
14 Brooks Conrad, S (1, 3) OBP: 0.094, SLG: 0.138		C CU 76 D CU 78 X FF 90 1-1 ① SF7 3-H		1 SAFE C SI 91 1 SAFE B FF 90 B CH 78 B SI 91 X FF 90 3-1 1-H HR	X FF 90 0-0 ③ G6-3			C CH 81 F SL 79 B FF 89 B CH 82 F SI 89 D SL 81 D CH 83 4-2 5 WP BB		2	1	1	3	1	0	1
12 Martín Maldonado, R (1, 2) OBP: 0.188, SLG: 0.133		C CU 77 F FF 91 B CU 77 S CU 78 1-3 ② K		C CU 77 B SI 90 C FF 89 C SI 90 1-3 ① K		X FF 91 0-0 ① F7		B FF 87 X SI 88 1-0 ② F7		4	0	0	0	0	2	4
18 Shaun Marcum, R (1, 1) OBP: 0.200, SLG: 0.136 50 Kameron Loe, R (8, 1) 5 Taylor Green, L (8, PH) OBP: 0.302, SLG: 0.311 40 Jose Veras, R (9, 1)		B FF 90 C SI 91 C CU 75 F CU 78 F FC 90 X CU 77 1-2 ③ G5-3		B FF 88 F FF 90 F FF 89 F SI 91 B SI 92 B CU 77 B FF 89 4-2 27 FC5-4 BB		B FF 92 B FF 92 C FF 90 X FF 91 2-1 ② G6-3		D SL 78 B FF 89 B FF 88 C FF 88 B SI 87 4-1 27 FC6-4 1-2 2-3 BB		2 0 0 0	0 0 0 0	0 0 0 0	0 0 1 0	1 0 0 0	0 0 0 0	2 0 0 0
Inning Stats	R: 0 E: 0 K: 1 S: 6 H: 0 LOB: 0 BB: 0 P: 10	R: 1 E: 0 K: 1 S: 16 H: 1 LOB: 2 BB: 2 P: 28	R: 0 E: 0 K: 2 S: 8 H: 0 LOB: 0 BB: 0 P: 11	R: 4 E: 1 K: 2 S: 26 H: 4 LOB: 2 BB: 1 P: 42	R: 0 E: 0 K: 1 S: 9 H: 1 LOB: 1 BB: 0 P: 13	R: 0 E: 0 K: 0 S: 5 H: 0 LOB: 0 BB: 0 P: 7	R: 0 E: 0 K: 0 S: 10 H: 1 LOB: 0 BB: 0 P: 15	R: 0 E: 0 K: 1 S: 10 H: 0 LOB: 3 BB: 3 P: 26		1B: 4 2B: 2 3B: 0 HR: 1 SF: 1 SAC: 0 DP: 1 HBP: 0						

BOTTOM

Pittsburgh Pirates @ Milwaukee Brewers

Miller Park, Milwaukee, WI

Sat Jun 02 2012, 6:11 PM - 9:16 PM CDT

Att. 39,603 - Partly Cloudy - 74 F

livebaseballscorecards.com

AB	30
R	5
H	7
RBI	5
BB	6
SO	8
LOB	17

PITCHER		IP	WLS	BF	H	R	ER	SO	BB	IBB	HBP	BLK	WP	HR	S	P	ERA	WHIP
45 Erik Bedard, L ERA: 3.72	(1, 1)	3.2	L	20	5	5	5	5	3	0	0	0	0	1	53	87	12.27	2.182
30 Chris Resop, R ERA: 3.91	(4, 1)	2.1		8	1	0	0	2	0	0	0	0	0	0	17	24	0.00	0.429
48 Jared Hughes, R ERA: 2.08	(7, 1)	1.0		3	1	0	0	0	0	0	0	0	0	0	10	15	0.00	1.000
43 Doug Slaten, L ERA:	(8, 1)	1.0		6	0	0	0	1	3	0	0	0	1	0	10	26	0.00	3.000

PITCHER	IP	WLS	BF	H	R	ER	SO	BB	IBB	HBP	BLK	WP	HR	S	P	ERA	WHIP

TOP

Pittsburgh Pirates @ Milwaukee Brewers

Miller Park, Milwaukee, WI

Sun Jun 03 2012, 1:12 PM - 4:15 PM CDT

Att. 34,334 - Partly Cloudy - 76 F

livebaseballscorecards.com

Batter	1	2	3	4	5	6	7	8	9	AB	R	H	RBI	BB	SO	LOB
31 Jose Tabata, R (1, 7) (7, 9) OBP: 0.279, SLG: 0.335	C FF 87 F FC 84 F FF 88 B FF 89 T CU 74 1-2 K		C FF 87 S FF 84 B FF 89 B CU 73 S FC 84 2-3 K		X FF 85 0-0 F9		C SI 89 X SI 89 0-1 G5-3		B FF 95 B FF 95 B FF 95 C FF 96 B FF 96 4-1 18 F8 18 WP BB	4	0	0	0	1	2	1
18 Neil Walker, S (1, 4) OBP: 0.320, SLG: 0.344	B FF 88 B FF 88 X FF 87 2-0 22 1B 2B		C FF 89 B FF 86 B CH 79 X CH 82 2-1 1B		C FF 86 B CU 72 S CH 82 S CH 81 1-3 K		B SI 88 B SI 87 X SI 88 2-0 1B		B FF 95 B FF 97 X FF 94 2-0 F8 1-3	5	0	3	0	0	1	2
22 Andrew McCutchen, R (1, 8) OBP: 0.396, SLG: 0.565	B FC 84 C FF 89 2 SAFE X FC 85 1-1 46 CS 2-3 1B		C FC 84 B FF 88 1 SAFE 1 SAFE X FC 85 1-1 P4		B FC 85 C FF 88 S FF 84 B FC 86 F FF 90 F FF 89 B FC 84 F FC 84 1 SAFE 3-2 X FC 82 1-H HR		B SI 88 S SI 89 S SI 90 F SI 92 C SL 82 1-3 K		X FF 94 0-0 G5-3	5	1	2	2	0	1	3
46 Garrett Jones, L (1, 9) OBP: 0.258, SLG: 0.492 37 Juan Cruz, R (7, 1) 5 Josh Harrison, R (8, 5) OBP: 0.287, SLG: 0.420	D CU 72 B FF 86 1 SAFE C FF 86 C FF 89 S CH 82 2-3 K 1-2		B FF 88 C CU 70 B CH 82 S FC 85 X CH 82 2-2 G1-3		C CH 81 X CU 73 0-1 HR		B SL 83 S SL 82 X SI 93 1-1 P5			4	1	1	1	0	1	4
										0	0	0	0	0	0	0
										0	0	0	0	0	0	0
65 Matt Hague, R (1, 3) OBP: 0.302, SLG: 0.300 39 Jason Grilli, R (8, 1) 52 Joel Hanrahan, R (9, 1)		C FF 88 B FC 86 C FF 85 F CU 73 F FF 88 T FF 89 1-2 K	X FC 83 0-0 F8	C FF 90 F FC 87 F FC 86 B FF 91 F FF 90 B FC 87 S CU 73 2-3 K			C FF 93 S CH 84 F CH 87 X FF 92 0-2 P4		4	0	0	0	0	2	0
									0	0	0	0	0	0	0
									0	0	0	0	0	0	0
14 Casey McGehee, R (1, 5) OBP: 0.283, SLG: 0.257 (8, 3)		C FF 90 B CU 73 X FF 89 1-1 26 F9 12 1B 2B	B FF 88 C FF 88 B FC 84 B FC 84 C FF 88 F CH 81 B FF 87 4-2 BB			F SI 89 B SI 90 F SL 79 B SL 80 C SI 90 2-3 K		B CU 78 C CU 77 C CH 80 C FF 93 1-3 K		3	1	1	0	1	2	0
26 Rod Barajas, R (1, 2) OBP: 0.301, SLG: 0.413		C FF 88 F CU 71 X FF 89 0-2 F9 2-3	F FC 82 C FF 87 B FF 87 S FC 83 1-3 K			X SI 90 0-0 HR		B CH 85 C CH 85 X FF 91 1-1 G6-3		4	1	1	1	0	1	2
12 Clint Barmes, R (1, 6) OBP: 0.200, SLG: 0.291		B CU 72 C FF 89 B CU 72 X FC 86 2-1 1B 3-H	C CU 72 F FF 88 F FF 88 B FC 84 F FC 83 X CU 72 1-2 F7			S SL 80 T FF 91 S SL 81 0-3 K			B FF 96 F FF 95 S FF 96 B CU 81 X FF 97 2-2 HR	4	1	2	2	0	1	1
53 James McDonald, L (1, 1) OBP: 0.167, SLG: 0.130 62 Gorkys Hernández, R (7, 7) OBP: 0.273, SLG: 0.200		C FF 88 C FF 89 F CU 73 B FF 90 S FF 89 1-3 K			C FF 86 F FF 87 B FF 88 B CH 82 F FF 88 X FC 83 2-2 22 HR 1B	B SI 91 X SI 90 1-0 G5-3			S FF 97 B SL 84 F FF 97 F SL 84 X SL 83 1-2 F8	3	1	1	0	0	1	1
										1	0	0	0	0	0	0

Inning Stats																				
	R: 0	H: 2	R: 1	H: 2	R: 0	H: 1	R: 0	H: 0	R: 3	H: 3	R: 1	H: 1	R: 0	H: 1	R: 0	H: 0	R: 1	H: 1	1B: 5	SF: 0	WP: 1	PA: 39
	E: 0	LOB: 1	E: 0	LOB: 1	E: 0	LOB: 1	E: 0	LOB: 1	E: 0	LOB: 0	E: 0	LOB: 0	E: 0	LOB: 0	E: 0	LOB: 0	E: 0	LOB: 1	2B: 2	SAC: 0	PB: 0	
	K: 2	BB: 0	K: 2	BB: 0	K: 1	BB: 0	K: 1	BB: 1	K: 2	BB: 0	K: 2	BB: 0	K: 1	BB: 0	S: 9	BB: 0	K: 0	BB: 1	3B: 0	DP: 0	SB: 0	
	S: 10	P: 16	S: 16	P: 21	S: 10	P: 17	S: 12	P: 18	S: 21	P: 29	S: 8	P: 11	S: 9	P: 13	S: 9	P: 11	S: 10	P: 19	HR: 4	HBP: 0	CS: 1	

PITCHER		IP	WLS	BF	H	R	ER	SO	BB	IBB	HBP	BLK	WP	HR	S	P	ERA	WHIP
64 Mike Fiers, R ERA: 3.75	(1, 1)	5.0	L	23	8	4	4	8	1	0	0	0	0	2	69	101	7.20	1.800
50 Kameron Loe, R ERA: 2.81	(6, 1)	1.2		7	2	1	1	3	0	0	0	0	0	1	15	21	5.40	1.200
46 Juan Pablo Perez, L ERA: 3.6	(7, 1)	0.1		1	0	0	0	0	0	0	0	0	0	0	2	3	0.00	0.000
57 Francisco Rodríguez, R ERA: 4.13	(8, 1)	1.0		3	0	0	0	1	0	0	0	0	0	0	9	11	0.00	0.000
59 John Axford, R ERA: 3.54	(9, 1)	1.0		5	1	1	1	0	1	0	0	0	1	1	10	19	9.00	2.000

PITCHER		IP	WLS	BF	H	R	ER	SO	BB	IBB	HBP	BLK	WP	HR	S	P	ERA	WHIP

AB	37
R	6
H	11
RBI	6
BB	2
SO	12
LOB	14

BOTTOM

Batter	1	2	3	4	5	6	7	8	9	AB	R	H	RBI	BB	SO	LOB
7 Norichika Aoki, L (1, 7) OBP: 0.339, SLG: 0.415	B SI 91 F FF 91 X FF 92 1-1 F7 ①		F SI 92 C CU 76 B FF 93 F CU 77 B CU 76 T CU 78 2-2 K ①			B CH 80 B FF 92 C FF 92 F FF 93 S FF 93 2-3 K ①	B FF 94 X CH 85 1-0 G4-3 ③		B FF 99 B FF 98 C FF 98 X FF 98 2-1 G4-6-3 ②③ 1-2f	5	0	0	0	0	2	1
2 Nyjer Morgan, L (1, 8) (9, 9) OBP: 0.294, SLG: 0.295	B FF 93 B FF 93 C FF 92 F FF 93 X SI 93 2-2 E6 5 S 5 2B		C CH 82 X CU 77 0-1 F7 ②			L FF 94 B FF 93 F SI 92 B SL 82 F FF 94 X FF 93 2-2 HR		L FF 95 C SL 85 F FF 96 X SL 85 0-2 F8 ①		4	2	1	1	0	0	0
1 Corey Hart, R (1, 9) (9, 3) OBP: 0.315, SLG: 0.495	1 SAFE P PO 87 X FF 92 1-0 F9 ②		B SL 81 C CU 76 S SL 81 B SL 82 X FF 94 2-2 F9 ③			X SI 94 0-0 5 BB 1B		X FF 95 0-0 F7 ②		4	0	1	0	0	0	1
5 Taylor Green, L (1, 5) OBP: 0.333, SLG: 0.340	C FF 92 1 SAFE 1 SAFE B CU 75 B CU 74 S FF 93 F FF 94 B CU 76 X FF 95 3-2 23 1B 1-H 2B			C CH 83 B FF 93 F FF 93 X SI 92 1-2 F8 ①		D CU 74 B SI 92 B FF 93 C FF 91 1 SAFE B FF 93 4-1 1-2 BB		B SL 84 B FF 95 F FF 96 B FF 96 B FF 94 4-1 23 BB BB		2	1	1	1	2	0	0
23 Rickie Weeks Jr., R (1, 4) OBP: 0.309, SLG: 0.308	X FF 93 0-0 2-H 1B			B SL 80 C SL 80 C SL 79 B CU 77 S SL 81 2-3 K ②		C SL 78 B SL 80 C SI 94 D SL 81 F SI 92 S SL 81 2-3 K ②		B SL 86 B FF 95 B FF 95 B FF 95 4-0 1-2 BB		3	0	1	1	1	2	2
21 Cody Ransom, R (1, 6) OBP: 0.330, SLG: 0.443 8 Ryan Braun, R (8, PH) OBP: 0.393, SLG: 0.600 27 Carlos Gómez, R (9, 8) OBP: 0.310, SLG: 0.458	D SL 78 F FF 93 F FF 95 D SL 81 S CU 77 2-3 K ③			C SL 79 B CU 77 B FF 93 B SL 79 X FF 92 3-1 F8 ③		B SI 92 C FF 93 S FF 94 B CU 78 F SL 80 D SL 82 C FF 93 3-3 K ③		X FF 95 0-0 F9 ③		3 1 0	0 0 0	0 0 0	0 0 0	0 0 0	2 2 0	3 2 0
14 Brooks Conrad, S (1, 3) (9, 6) OBP: 0.111, SLG: 0.242		B FF 92 X SI 93 1-0 F9 ①			C FF 92 B CU 77 B SL 80 B FF 93 F SI 93 X SI 93 3-2 F8 ①		C FC 86 F FF 94 C SL 80 0-3 K ①		C FF 97 X FF 96 0-1 HR	4	1	1	1	0	1	0
12 Martín Maldonado, R (1, 2) OBP: 0.200, SLG: 0.316		B SL 81 B FF 93 X FF 93 2-0 P6 ②			C SL 81 C FF 94 C CU 77 0-3 K ②		L SL 79 B FF 95 X SL 80 1-1 HR		X FF 98 0-0 F8 ①	4	1	1	1	0	1	0
64 Mike Fiers, R (1, 1) 50 Kameron Loe, R (6, 1) 46 Juan Pablo Perez, R (7, 1) 29 Edwin Maysonet, R (7, PH) OBP: 0.242, SLG: 0.290 57 Francisco Rodríguez, R (8, 1) 59 John Axford, R (9, 1) 9 George Kottaras, L (9, PH) OBP: 0.457, SLG: 0.429 43 Randy Wolf, L (9, PR) OBP: 0.105, SLG: 0.111		B FF 92 X SI 92 1-0 G6-3 ③			F FF 92 C CU 75 B CU 77 S CU 76 1-3 K ③		B FC 88 F FC 88 C FF 93 C FF 94 1-3 K ②		B FF 97 B FF 98 B FF 98 C FF 96 B FF 99 4-1 7 G4-6-3 BB	2 0 0 1 0 0 0	0 0 0 0 0 0 0	0 0 0 0 0 0 0	0 0 0 0 0 0 1	0 0 0 0 0 0 0	1 0 0 1 0 1 0	0 0 0 0 0 0 0
Inning Stats	R: 2 H: 2 E: 1 LOB: 1 K: 1 BB: 0 S: 15 P: 23	R: 0 H: 0 E: 0 LOB: 0 K: 0 BB: 0 S: 3 P: 7	R: 0 H: 0 E: 0 LOB: 0 K: 1 BB: 0 S: 9 P: 13	R: 0 H: 0 E: 0 LOB: 0 K: 1 BB: 0 S: 8 P: 14	R: 0 H: 0 E: 0 LOB: 0 K: 2 BB: 0 S: 9 P: 13	R: 1 H: 2 E: 0 LOB: 2 K: 3 BB: 1 S: 17 P: 30	R: 1 H: 1 E: 0 LOB: 0 K: 2 BB: 0 S: 9 P: 12	R: 0 H: 0 E: 0 LOB: 2 K: 0 BB: 2 S: 7 P: 15	R: 1 H: 1 E: 0 LOB: 1 K: 0 BB: 1 S: 6 P: 12	1B: 2 SF: 0 2B: 1 SAC: 0 3B: 0 DP: 1 HR: 3 HBP: 0					WP: 0 PA: 37 PB: 0 SB: 1 CS: 0	

PITCHER	IP	WLS	BF	H	R	ER	SO	BB	IBB	HBP	BLK	WP	HR	S	P	ERA	WHIP
53 James McDonald, R (1, 1) ERA: 2.14	6.0	W	24	4	3	1	8	1	0	0	0	0	1	61	100	1.50	0.833
37 Juan Cruz, R (7, 1) ERA: 1.74	1.0	H	4	1	1	1	2	0	0	0	0	0	1	9	12	9.00	1.000
39 Jason Grilli, R (8, 1) ERA: 1.71	1.0	H	5	0	0	0	0	2	0	0	0	0	0	7	15	0.00	2.000
52 Joel Hanrahan, R (9, 1) ERA: 2.7	1.0	S	4	1	1	1	0	1	0	0	0	0	1	6	12	9.00	2.000

PITCHER	IP	WLS	BF	H	R	ER	SO	BB	IBB	HBP	BLK	WP	HR	S	P	ERA	WHIP

Pittsburgh Pirates @ Milwaukee Brewers

Miller Park, Milwaukee, WI

Sun Jun 03 2012, 1:12 PM - 4:15 PM CDT

Att. 34,334 - Partly Cloudy - 76 F

livebaseballscorecards.com

AB	33
R	5
H	6
RBI	5
BB	4
SO	10
LOB	9

Batter	1	2	3	4	5	6	7	8	9	AB	R	H	RBI	BB	SO	LOB
7 Alex Presley, L (1, 7) OBP: 0.252, SLG: 0.350	C SI 91 B CH 84 B SI 93 X SI 91 2-1 G6-3		C FF 92 B KC 79 F FF 91 B SL 87 X FF 92 2-2 18 HR 3B	B SI 94 F SI 94 B CU 78 B SI 94 X FF 94 3-1 F8		C CU 76 B CH 85 X CH 86 1-1 HR		B FF 90 C FF 90 D FS 85 S FS 83 1 SAFE S FS 85 2-3 K		5	2	2	1	0	1	1
18 Neil Walker, S (1, 4) OBP: 0.322, SLG: 0.361	F FF 92 X SI 92 0-1 F7		B FF 90 B FF 92 X FF 92 2-0 3-H HR	B FS 85 F SI 94 B FC 87 X SI 95 2-1 22 S 1B		F FF 93 F CH 87 F FF 94 B CU 77 F CU 77 T CH 87 1-2 K			B SL 86 C SL 85 F SL 87 F FF 91 X SI 92 1-2 G4-3	5	1	2	2	0	1	0
22 Andrew McCutchen, R (1, 8) OBP: 0.392, SLG: 0.556	S FF 93 F SL 88 B SL 87 F FF 91 X FF 93 1-2 46 2-6 1B		C SL 88 X SL 89 0-1 G6-3	S FF 93 S SI 94 S FC 88 0-3 K 1-2		S FF 93 C CU 78 B CU 78 F FF 93 B CH 86 X CU 78 2-2 G5-3			B SI 91 C SL 86 C CU 76 B CU 77 S CU 78 2-3 K	5	0	1	0	0	2	1
46 Garrett Jones, L (1, 9) OBP: 0.256, SLG: 0.480	C SI 92 F CH 83 F FF 91 D CH 85 D FF 88 2-2 1-2 2-6	X FF 90 0-0 65 G4-3 14 1B 65 S 1B	C KC 76 S CH 87 F CH 85 S FF 91 0-3 K	F FC 90 B FS 82 D FS 85 X CU 78 2-1 L3			C FF 89 X FS 84 0-1 L6		B SL 84 S SL 85 S SI 92 X CU 79 1-2 G5-3	5	1	1	0	0	1	1
65 Matt Hague, R (1, 3) OBP: 0.298, SLG: 0.295		C FF 92 X FF 92 0-1 1-3 G4-3	B FF 92 F FF 92 B SL 87 X FF 92 2-1 26 BB 14 S 12 1B 1B		S FF 92 X CU 77 0-1 F8		B SL 83 C FF 90 B FF 90 C FS 82 S FS 83 2-3 K			4	1	1	0	0	1	1
14 Casey McGehee, R (1, 5) OBP: 0.298, SLG: 0.296		C SI 94 F FF 94 F FF 94 B KC 80 B SL 89 D CH 87 F KC 78 F FF 95 X FF 93 3-2 3-H 26 FC5-4 1B	C SI 90 B KC 76 C FF 91 B SL 87 B KC 78 B CH 87 4-2 1-2 26 BB 12 1B BB		B CU 77 X FF 93 1-0 HR		X FF 91 0-0 P3		3	2	2	2	1	0	0
26 Rod Barajas, R (1, 2) OBP: 0.299, SLG: 0.403		C FF 92 B FF 92 1 SAFE S SL 88 X SL 88 1-2 1-2f FC5-4 12 2B	S CH 86 B FF 91 F FF 90 D CH 84 B SL 88 B SL 86 4-2 1-2 2-3 12 1B BB	B FF 94 F CH 86 X FF 93 1-1 P2				X FF 90 0-0 L7		3	1	0	0	1	0	1
12 Clint Barmes, R (1, 6) OBP: 0.214, SLG: 0.309		B FF 92 C FF 93 B SL 88 S FF 93 X FF 94 2-2 1-H 2B	C FF 92 B FF 92 F FF 92 X SL 87 1-2 1-2 2-H 3-H 1B	B FF 92 B FF 93 B FF 93 C FF 92 F FF 93 X FF 94 3-2 P4				C FF 90 S SL 84 F FS 85 B SL 83 F FS 85 X FF 90 1-2 1B		4	0	3	3	0	0	0
34 A.J. Burnett, R (1, 1) OBP: 0.188, SLG: 0.071 30 Chris Resop, R (6, 1) 5 Josh Harrison, R (8, PH) OBP: 0.284, SLG: 0.415 44 Tony Watson, L (8, 1) 37 Juan Cruz, R (9, 1) 52 Joel Hanrahan, R (9, 1)		B FF 92 C FF 93 S FF 93 F FF 93 S FF 94 1-3 3 K	F FF 91 2 SAFE X FF 91 0-1 3 G1-3			B FF 91 B FF 92 C FF 92 S FF 92 C FF 92 2-3 1 K		B FF 90 S FS 82 X FS 83 1-1 2 F8		3 0 1 0 0 0	0 0 0 0 0 0	0 0 0 0 0 0	0 0 0 0 0 0	0 0 0 0 0 0	2 0 0 0 0 0	3 0 1 0 0 0
Inning Stats	R: 0 E: 0 K: 0 S: 11 H: 1 LOB: 1 BB: 0 P: 16	R: 2 E: 0 K: 1 S: 19 H: 3 LOB: 1 BB: 0 P: 26	R: 4 E: 0 K: 1 S: 21 H: 4 LOB: 2 BB: 2 P: 36	R: 0 E: 0 K: 1 S: 9 H: 1 LOB: 1 BB: 0 P: 16	R: 1 E: 0 K: 0 S: 8 H: 1 LOB: 0 BB: 0 P: 13	R: 1 E: 0 K: 2 S: 14 H: 1 LOB: 0 BB: 0 P: 20	R: 0 E: 0 K: 1 S: 6 H: 0 LOB: 0 BB: 0 P: 8	R: 0 E: 0 K: 1 S: 12 H: 1 LOB: 1 BB: 0 P: 16	R: 0 E: 0 K: 1 S: 10 H: 0 LOB: 0 BB: 0 P: 14	1B: 7 2B: 1 3B: 1 HR: 3 SF: 0 SAC: 0 DP: 0 HBP: 0						

PITCHER		IP	WLS	BF	H	R	ER	SO	BB	IBB	HBP	BLK	WP	HR	S	P	ERA	WHIP
34 Homer Bailey, R ERA: 4.39	(1, 1)	3.0	L	19	8	6	6	2	2	0	0	0	0	1	51	78	18.00	3.333
31 Alfredo Simon, R ERA: 1.66	(4, 1)	1.0		4	1	0	0	1	0	0	0	0	0	0	9	16	0.00	1.000
60 J.J. Hoover, R ERA: 2.87	(5, 1)	2.0		8	2	2	2	2	0	0	0	0	0	2	22	33	9.00	1.000
33 Jose Arredondo, R ERA: 2.1	(7, 1)	2.0		7	1	0	0	2	0	0	0	0	0	0	18	24	0.00	0.500
51 Sean Marshall, L ERA: 3.54	(9, 1)	1.0		3	0	0	0	1	0	0	0	0	0	0	10	14	0.00	0.000

PITCHER	IP	WLS	BF	H	R	ER	SO	BB	IBB	HBP	BLK	WP	HR	S	P	ERA	WHIP

TOP

Pittsburgh Pirates @ Cincinnati Reds

Great American Ball Park, Cincinnati, OH

Tue Jun 05 2012, 7:12 PM - 10:46 PM EDT

Att. 19,906 - Partly Cloudy - 67 F

livebaseballscorecards.com

AB	38
R	8
H	12
RBI	8
BB	2
SO	8
LOB	9

WP: 0 PA: 40
PB: 0
SB: 3
CS: 0

Batter	1	2	3	4	5	6	7	8	9	AB	R	H	RBI	BB	SO	LOB
2 Zack Cozart, R (1, 6) OBP: 0.293, SLG: 0.426	C FF 92 B FF 93 B KC 81 X SI 93 2-1 6 S 19 1B 1B	B FF 93 C SI 93 F FF 92 B SI 93 S KC 82 2-3 ③ K 1-2			C SI 92 C SI 91 B KC 81 C SI 91 1-3 ① K		B FF 91 X FF 92 1-0 32 BB 19 BB 1B		F FF 92 X FC 86 0-1 15 1B 19 1B 1B	5	2	3	0	0	2	1
6 Drew Stubbs, R (1, 8) OBP: 0.300, SLG: 0.373 15 Wilson Valdez, R (9, 8) OBP: 0.184, SLG: 0.229	1 SAFE S SI 92 1 SAFE B KC 81 L SI 93 B KC 82 B FF 92 B SI 93 4-2 19 1B 32 SF7 1-2 BB	B FF 92 B FF 91 X SI 91 2-0 ① G5-3			B KC 80 B SI 92 B FF 92 C FF 91 F FF 92 B SI 93 4-2 19 S BB		C FF 92 1 SAFE C CU 82 F CU 80 F FF 94 F FF 94 S FF 92 0-3 ① K		C FC 88 B FF 94 F FC 88 X FC 89 1-2 19 1B 1-2 1B	2 1	1 0	0 1	0 0	2 0	1 0	1 0
19 Joey Votto, L (1, 3) OBP: 0.478, SLG: 0.617	X FF 94 0-0 28 S 1-3 2-H 1B	B SI 92 C SI 93 S KC 82 X KC 82 1-2 ② G5-3			F CH 89 B KC 83 S KC 81 C SI 92 1-3 ② K 1-2		B FF 91 B FF 92 S FF 92 B FF 93 B FF 92 4-1 32 BB 1-2 BB		C FF 94 C FF 92 F SL 80 B FF 94 F SL 78 F FC 88 B FC 88 X SL 79 2-2 32 DI 1-3 2-H 1B	4	0	2	2	1	1	1
4 Brandon Phillips, R (1, 4) OBP: 0.313, SLG: 0.401	B SI 93 F FF 93 1 SAFE T FF 93 B FF 93 D KC 82 F FF 93 X FF 93 3-2 ① P4	C KC 82 S KC 81 S KC 82 0-3 ③ K			B KC 84 F FF 92 C SI 92 T KC 83 1-2 ③ K		F FF 92 B FF 93 F FF 93 S CU 81 1-3 ② K		F FF 95 B FF 96 S SL 88 D SL 89 F FF 96 F SL 87 S SL 88 2-3 ① K	5	0	0	0	0	4	7
32 Jay Bruce, L (1, 9) OBP: 0.318, SLG: 0.535	B FF 93 X CH 88 1-0 ② SF7 3-H			B CH 87 S CH 87 S CH 88 F CH 88 B KC 81 F CH 86 B SI 91 X CH 87 3-2 ① L9		F SI 91 B KC 78 B FF 91 S CH 87 B CH 88 B FF 92 4-2 28 1B 21 SF8 BB	B FF 93 F FF 93 B FF 91 B FF 91 B FF 92 4-1 1-2 2-3 BB		T FF 97 D SL 88 B FF 97 F FF 96 B FF 96 S SL 87 3-3 ② K 1-2	2	1	0	1	2	1	2
28 Chris Heisey, R (1, 7) OBP: 0.307, SLG: 0.368	C KC 80 F KC 81 D KC 83 S KC 83 1-3 ③ K 1-2			F KC 81 X KC 82 0-1 ② G3-1		C FF 92 B KC 81 B FF 92 F FF 92 B FF 92 X SI 92 3-2 1-3 1B	C FF 92 C FF 92 S CU 83 0-3 ③ K		B FF 96 C FF 96 S SL 88 S SL 87 1-3 ③ K	5	0	1	0	0	3	6
21 Todd Frazier, R (1, 5) OBP: 0.317, SLG: 0.602		B SI 91 F FF 92 S FF 92 B KC 84 S FF 93 2-3 ① K		B FF 92 X SI 92 1-0 39 BB 1B	X FF 91 0-0 ① SF8 3-H			T SI 92 B SI 92 C CH 85 F SL 84 X SI 93 1-2 ① F9		3	0	1	1	0	1	0
39 Devin Mesoraco, R (1, 2) OBP: 0.314, SLG: 0.347		B KC 79 C SI 92 B FF 93 X SI 92 2-1 ② F8		F FF 92 D KC 82 B KC 82 B FF 92 B FF 93 4-1 1-2 BB	C FF 91 1 SAFE X FF 91 0-1 ② P5			B SI 93 B CH 84 B SI 92 B SI 92 4-0 43 G6-4-3 BB		2	0	0	0	2	0	1
34 Homer Bailey, R (1, 1) OBP: 0.190, SLG: 0.190 31 Alfredo Simon, R (4, 1) 25 Mike Costanzo, L (4, PH) OBP: 0.095, SLG: 0.056 60 J.J. Hoover, R (5, 1) 48 Ryan Ludwick, R (6, PH) OBP: 0.290, SLG: 0.402 33 Jose Arredondo, R (7, 1) 43 Miguel Cairo, R (8, PH) OBP: 0.154, SLG: 0.211 51 Sean Marshall, L (9, 1)	X SI 93 0-0 2 WP 1B			B CH 87 S FF 93 S FF 94 S KC 83 1-3 ③ K2-3		F FF 92 F FF 94 B FF 92 F CU 79 B FF 92 S FF 93 2-3 ③ K		C SI 92 F SI 93 B SI 93 B SL 83 X SI 93 2-2 ②③ G6-4-3 1-2f	1 0 1 0 1 0 1 0	0 0 0 0 0 0 0 0	1 0 0 0 0 0 0 0	0 0 0 0 0 0 0 0	0 0 0 0 1 0 1 0	0 0 1 0 2 0 1 0	0 0 2 0 1 0 1 0
Inning Stats	R: 2 E: 0 K: 1 S: 13 H: 2 LOB: 1 BB: 1 P: 24	R: 0 E: 0 K: 2 S: 9 H: 1 LOB: 1 BB: 0 P: 15	R: 0 E: 0 K: 1 S: 7 H: 0 LOB: 0 BB: 0 P: 10	R: 0 E: 0 K: 1 S: 12 H: 1 LOB: 2 BB: 1 P: 21	R: 0 E: 0 K: 3 S: 11 H: 0 LOB: 1 BB: 1 P: 18	R: 1 E: 0 K: 1 S: 12 H: 1 LOB: 1 BB: 1 P: 21	R: 0 E: 0 K: 3 S: 15 H: 1 LOB: 3 BB: 2 P: 25	R: 0 E: 0 K: 0 S: 7 H: 0 LOB: 0 BB: 1 P: 14	R: 1 E: 0 K: 3 S: 22 H: 3 LOB: 2 BB: 0 P: 31	1B: 9 2B: 0 3B: 0 HR: 0	SF: 2 SAC: 0 DP: 1 HBP: 0					

BOTTOM

Pittsburgh Pirates @ Cincinnati Reds

Great American Ball Park, Cincinnati, OH

Tue Jun 05 2012, 7:12 PM - 10:46 PM EDT

Att. 19,906 - Partly Cloudy - 67 F

livebaseballscorecards.com

AB	33
R	4
H	9
RBI	4
BB	7
SO	15
LOB	23

WP: 1 PA: 42
PB: 0
SB: 3
CS: 0

PITCHER		IP	WLS	BF	H	R	ER	SO	BB	IBB	HBP	BLK	WP	HR	S	P	ERA	WHIP
34 A.J. Burnett, R ERA: 3.76	(1, 1)	5.0	W	24	5	3	3	8	4	0	0	0	1	0	57	100	5.40	1.800
30 Chris Resop, R ERA: 3.62	(6, 1)	2.0		9	1	0	0	4	2	0	0	0	0	0	22	34	0.00	1.500
44 Tony Watson, L ERA: 3.63	(8, 1)	1.0		3	0	0	0	0	1	0	0	0	0	0	7	14	0.00	1.000
37 Juan Cruz, R ERA: 2.18	(9, 1)	0.0		3	3	1	1	0	0	0	0	0	0	0	11	14	∞	∞
52 Joel Hanrahan, R ERA: 2.57	(9, 1)	1.0	S	3	0	0	0	3	0	0	0	0	0	0	11	17	0.00	0.000

PITCHER	IP	WLS	BF	H	R	ER	SO	BB	IBB	HBP	BLK	WP	HR	S	P	ERA	WHIP

Pittsburgh Pirates @ Cincinnati Reds

Great American Ball Park, Cincinnati, OH

Wed Jun 06 2012, 7:12 PM - 9:55 PM EDT

Att. 16,859 - Partly Cloudy - 77 F

TOP

livebaseballscorecards.com

Batter	1	2	3	4	5	6	7	8	9	AB	R	H	RBI	BB	SO	LOB
7 Alex Presley, L (1, 7) OBP: 0.252, SLG: 0.346	C FF 88 B SI 90 F FF 91 X SL 84 1-2 46 FC6 1B	B SI 93 X SI 93 1-0 ③ G1-3	C SI 91 B SI 91 C SI 91 B SI 92 B SI 93 X SI 94 3-2 ①② G4-3 1-2			B SI 93 B SI 92 C CH 82 C SI 94 C SI 93 2-3 ② K			4	0	1	0	0	1	3
18 Neil Walker, S (1, 4) OBP: 0.326, SLG: 0.364	C SL 79 F FF 90 1 SAFE S SL 83 0-3 ① K		S CH 80 F SL 82 F SL 80 F SI 93 F CH 84 F CH 84 X CH 84 0-2 ① G4-3			B CH 81 S SI 92 F CH 82 B SI 93 X CH 84 2-2 1B		B SI 94 B CH 84 B CH 84 C SI 94 X SI 94 3-1 22 HR 1B 1-2 3-H		4	1	2	1	0	1	1
22 Andrew McCutchen, R (1, 8) OBP: 0.394, SLG: 0.568	S FF 91 S FF 91 B FF 91 B FF 90 S FF 91 2-3 ② K		B SI 93 F FF 92 B CH 85 B FF 93 B CH 81 4-1 46 1B BB			B FF 92 B SI 92 X FF 94 2-0 ③ F9		C FF 92 X FF 92 0-1 HR 1-H 2-H		3	1	1	3	1	1	2
46 Garrett Jones, L (1, 9) OBP: 0.258, SLG: 0.477 31 Jose Tabata, R (8, PH) OBP: 0.278, SLG: 0.333 (8, 9)	1 SAFE S FF 91 S CH 82 1 SAFE D SL 82 X CH 82 1-2 ③ FC6 1-2f			1 SAFE B CH 80 1 SAFE 1 SAFE B FF 91 F CH 82 X CH 82 2-1 ② 1-2 1B			B FF 91 C SI 93 T CH 84 B SL 85 B CH 84 X SI 94 3-2 ① F7	B CU 78 F CU 76 F CU 77 B FF 90 B CU 78 X SL 86 3-2 ③ G6-3		3	0	1	0	0	0	1
										1	0	0	0	0	0	0
65 Matt Hague, R (1, 3) OBP: 0.275, SLG: 0.271		C SL 80 B SI 91 C SI 90 X FF 93 1-2 ① G1-3		C SI 93 B FF 93 F SI 92 B FF 92 S SI 93 2-3 ③ K			X SL 82 0-0 ② F8		C FF 97 B FF 96 X FF 97 1-1 ① G5-3	4	0	0	0	0	1	1
14 Casey McGehee, R (1, 5) OBP: 0.289, SLG: 0.286		B CH 83 F SI 92 B CH 84 B SL 81 T SI 93 X SI 93 3-2 ② G4-3			C FF 92 X SI 93 0-1 ① G5-3		B CH 83 C SL 81 B FF 94 B SL 82 C SI 93 X SI 94 3-2 ③ F9		S FF 98 C FF 100 C FF 100 0-3 ② K	4	0	0	0	0	1	0
26 Rod Barajas, R (1, 2) OBP: 0.298, SLG: 0.406		C FF 94 F SL 82 X SI 94 0-2 ③ G5-3			C SL 82 F FF 95 F SL 80 B SL 80 X SL 84 1-2 ② F8			C FF 91 B FC 87 X FF 92 1-1 24 1B 18 1B 2B	C FF 99 F FF 100 S FF 101 0-3 ③ K	4	1	1	0	0	1	0
12 Clint Barmes, R (1, 6) OBP: 0.211, SLG: 0.305 43 Doug Slaten, L (5, 1) 24 Pedro Alvarez, L (8, PH) OBP: 0.254, SLG: 0.404 48 Jared Hughes, R (8, 1)			B FF 90 X FF 91 1-0 ① P6		B FF 92 C SL 80 S CH 83 F FF 93 B CH 84 F SI 94 S FF 93 2-3 ③ K			B SL 80 F SI 92 X SL 83 1-1 18 1B 22 HR 1B 2-3		2	0	0	0	0	1	0
										0	0	0	0	0	0	0
										1	1	1	0	0	0	0
										0	0	0	0	0	0	0
32 Brad Lincoln, L (1, 1) 5 Josh Harrison, R (5, 6) OBP: 0.289, SLG: 0.410			B SI 90 C SI 90 B SL 81 F SI 91 C SI 90 2-3 ② K			H FF 91 1-0 7 CS HBP		X SI 92 0-0 ① L4		1	0	0	0	0	1	0
										1	0	0	0	0	0	2

	AB	32
	R	4
	H	7
	RBI	4
	BB	1
	SO	8
	LOB	10

Inning Stats	1	2	3	4	5	6	7	8	9
	R: 0 E: 0 K: 2 S: 12	R: 0 E: 0 K: 0 S: 9	R: 0 E: 0 K: 1 S: 5	R: 0 E: 0 K: 1 S: 13	R: 0 E: 0 K: 1 S: 11	R: 0 E: 0 K: 0 S: 7	R: 0 E: 0 K: 0 S: 7	R: 4 E: 0 K: 1 S: 15	R: 0 E: 0 K: 2 S: 8
	H: 1 LOB: 1 BB: 0 P: 16	H: 0 LOB: 0 BB: 0 P: 13	H: 0 LOB: 0 BB: 0 P: 9	H: 1 LOB: 1 BB: 1 P: 21	H: 0 LOB: 0 BB: 0 P: 14	H: 1 LOB: 1 BB: 0 P: 15	H: 0 LOB: 0 BB: 0 P: 13	H: 4 LOB: 0 BB: 0 P: 25	H: 0 LOB: 0 BB: 0 P: 9

	1B: 5	SF: 0	WP: 0	PA: 34
	2B: 1	SAC: 0	PB: 0	
	3B: 0	DP: 0	SB: 0	
	HR: 1	HBP: 1	CS: 1	

PITCHER		IP	WLS	BF	H	R	ER	SO	BB	IBB	HBP	BLK	WP	HR	S	P	ERA	WHIP
47 Johnny Cueto, R ERA: 2.63	(1, 1)	7.2	W	29	6	3	3	6	1	0	1	0	0	0	74	118	3.52	0.913
66 Logan Ondrusek, R ERA: 2.74	(8, 1)	0.0		1	1	1	1	0	0	0	0	0	0	1	2	2	∞	∞
51 Sean Marshall, L ERA: 3.48	(8, 1)	0.1	H	1	0	0	0	0	0	0	0	0	0	0	3	6	0.00	0.000
54 Aroldis Chapman, L ERA:	(9, 1)	1.0	S	3	0	0	0	2	0	0	0	0	0	0	8	9	0.00	0.000

PITCHER	IP	WLS	BF	H	R	ER	SO	BB	IBB	HBP	BLK	WP	HR	S	P	ERA	WHIP

BOTTOM

Batter	1	2	3	4	5	6	7	8	9	AB	R	H	RBI	BB	SO	LOB
2 Zack Cozart, R (1, 6) OBP: 0.292, SLG: 0.420	B FF 92 X FF 91 1-0 P6 ①		C CU 81 X CU 81 0-1 G6-3 ②	B FF 91 B CU 79 B FF 92 B FF 92 4-0 BB		X SI 88 0-0 L8 ③				3	0	0	0	1	0	1
28 Chris Heisey, R (1, 8) OBP: 0.299, SLG: 0.358	C FF 93 B FF 93 F CU 82 B CU 85 B CU 84 X FF 93 3-2 P1 ②		B FF 93 C FF 93 F FF 92 B FF 93 C FF 93 2-3 K ③	X FF 92 0-0 P3 ③			C SI 88 X SI 87 0-1 P4 ①			4	0	0	0	0	1	2
19 Joey Votto, L (1, 3) OBP: 0.475, SLG: 0.610	B SI 91 B FF 92 F FF 91 C FF 93 X CU 83 2-2 G3 ③			B FF 91 X FF 92 1-0 4 1B 48 2B 1B	X SL 77 0-0 G4-3 ①		C SL 77 B FF 88 B FF 88 B FF 88 S SL 78 S SI 88 3-3 K ②			4	1	1	0	0	1	0
4 Brandon Phillips, R (1, 4) OBP: 0.317, SLG: 0.419		X FF 92 0-0 HR		1 SAFE F FF 91 1 SAFE B FF 91 X CU 81 1-1 21 BB 48 2B 1-3 1B	X FF 88 0-0 F7 ②		X CH 81 0-0 G5-3 ③			4	2	2	1	0	0	0
32 Jay Bruce, L (1, 9) OBP: 0.316, SLG: 0.529		B FF 92 C FF 92 C FF 92 C FF 93 1-3 K ①		B FF 91 F FF 92 F FF 92 S CU 84 1-3 K ①	B FF 88 C FF 89 X SI 88 1-1 21 PB 1B			B SI 92 F SI 91 B CH 85 X SI 92 2-1 G4-3 ①		4	0	1	0	0	2	2
21 Todd Frazier, R (1, 5) OBP: 0.333, SLG: 0.600 54 Aroldis Chapman, L (9, 1)		B CU 82 S FF 94 B FF 94 F FF 93 F FF 94 X CU 84 2-2 1B		B CU 82 B CU 83 B FF 93 B FF 92 4-0 48 2B 1-2 BB	F SI 88 D CH 82 1 SAFE B SL 77 X SI 87 2-1 F7 ③ 1-2			C SL 83 B SL 84 S SL 84 B SL 83 B SI 93 D SL 85 4-2 48 S BB		2 0	1 0	1 0	0 0	2 0	0 0	1 0
48 Ryan Ludwick, R (1, 7) OBP: 0.289, SLG: 0.405		X FF 93 0-0 F8 ②		X FF 92 0-0 29 1B 1-H 2-H 3-H 2B		C SI 87 X SI 89 0-1 G1-3 ①		F SI 92 1 SAFE D SI 93 S SL 84 S SL 83 1-3 K ② 1-2		4	1	1	3	0	1	2
29 Ryan Hanigan, R (1, 2) OBP: 0.366, SLG: 0.369		C FF 93 T FF 93 B FF 94 F FF 94 D CU 84 1 SAFE B CU 82 C FF 92 3-3 K ③		X FF 93 0-0 47 SH3-4 2-H 1B		B SI 87 B SI 87 B SI 86 B FF 87 4-0 47 SH3-4 BB		B SI 84 C SL 83 F SI 93 B SL 85 D SI 92 F SI 93 X SI 93 3-2 F9 ③		3	0	1	1	1	1	2
47 Johnny Cueto, R (1, 1) OBP: 0.050, SLG: 0.050 66 Logan Ondrusek, R (8, 1) 51 Sean Marshall, L (8, 1) 15 Wilson Valdez, R (9, 5) OBP: 0.184, SLG: 0.229			C FF 91 C FF 92 B CU 81 B FF 92 S FF 93 2-3 K ①	L FF 90 X FF 91 0-1 SH3-4 ② 1-2		L SI 86 X SI 88 0-1 SH3-4 ② 1-2				1 0 0 0	0 0 0 0	0 0 0 0	0 0 0 0	0 0 0 0	1 0 0 0	0 0 0 0
Inning Stats	R: 0 E: 0 K: 0 S: 7 H: 0 LOB: 0 BB: 0 P: 13	R: 1 E: 0 K: 2 S: 13 H: 2 LOB: 1 BB: 0 P: 19	R: 0 E: 0 K: 2 S: 8 H: 0 LOB: 0 BB: 0 P: 12	R: 4 E: 0 K: 1 S: 11 H: 4 LOB: 2 BB: 2 P: 22	R: 0 E: 0 K: 0 S: 6 H: 1 LOB: 1 BB: 0 P: 9	R: 0 E: 0 K: 1 S: 5 H: 0 LOB: 1 BB: 1 P: 9	R: 0 E: 0 K: 1 S: 6 H: 0 LOB: 0 BB: 0 P: 9	R: 0 E: 0 K: 1 S: 11 H: 0 LOB: 1 BB: 1 P: 21		1B: 5 2B: 1 3B: 0 HR: 1 SF: 0 SAC: 2 DP: 0 HBP: 0						

PITCHER		IP	WLS	BF	H	R	ER	SO	BB	IBB	HBP	BLK	WP	HR	S	P	ERA	WHIP
32 Brad Lincoln, R ERA: 2.4	(1, 1)	4.0	L	20	6	5	5	5	2	0	0	0	0	1	39	66	11.25	2.000
43 Doug Slaten, L ERA:	(5, 1)	3.0		11	1	0	0	1	1	0	0	0	0	0	17	27	0.00	0.667
48 Jared Hughes, R ERA: 2.0	(8, 1)	1.0		4	0	0	0	1	1	0	0	0	0	0	11	21	0.00	1.000

PITCHER	IP	WLS	BF	H	R	ER	SO	BB	IBB	HBP	BLK	WP	HR	S	P	ERA	WHIP

Pittsburgh Pirates @ Cincinnati Reds

Great American Ball Park, Cincinnati, OH

Wed Jun 06 2012, 7:12 PM - 9:55 PM EDT

Att. 16,859 - Partly Cloudy - 77 F

livebaseballscorecards.com

AB	29
R	5
H	7
RBI	5
BB	4
SO	7
LOB	10

Batter	1	2	3	4	5	6	7	8	9	10	AB	R	H	RBI	BB	SO	LOB
7 Alex Presley, L (1, 7) OBP: 0.257, SLG: 0.356	G3			18 2B 2B		22 F8 18 G4-3 46 1B 1B		G6-3		P6	5	2	2	0	0	0	1
18 Neil Walker, S (1, 4) OBP: 0.323, SLG: 0.365 30 Chris Resop, R (10, 1)	K			22 1B 46 SF8 2B 2-H		G4-3 1-2		G6-3		K	5 0	1 0	1 0	1 0	0 0	2 0	2 0
22 Andrew McCutchen, R (1, 8) OBP: 0.391, SLG: 0.561	K			24 1B 1B 2-3		F8 2-3		P4			4	0	1	0	0	1	1
46 Garrett Jones, L (1, 3) OBP: 0.259, SLG: 0.477 14 Casey McGehee, R (8, 3) OBP: 0.287, SLG: 0.283		K		SF8 3-H		1B 3-H			G5-3		2 1	0 0	1 0	2 0	0 0	1 0	0 0
24 Pedro Alvarez, L (1, 5) OBP: 0.254, SLG: 0.400		G4-3		31 G6-4-3 1-2		G3			K		4	0	1	0	0	1	1
31 Jose Tabata, R (1, 9) OBP: 0.277, SLG: 0.332		K		G6-4-3 1-2f			12 SH3-4 55 SF9 1B		G6-3		4	1	1	0	0	1	2
12 Clint Barmes, R (1, 6) OBP: 0.213, SLG: 0.312			G6-3		F7		SH3-4 1-3			55 2B 2B	3	1	1	0	0	0	0
55 Michael McKenry, R (1, 2) OBP: 0.277, SLG: 0.404			K		P3		SF9 3-H			2-H 2B	3	0	1	2	0	1	0
29 Kevin Correia, R (1, 1) OBP: 0.000, SLG: 0.000 48 Jared Hughes, R (8, 1) 65 Matt Hague, R (7, PH) OBP: 0.286, SLG: 0.286 37 Juan Cruz, R (7, 1) 44 Tony Watson, L (7, 1) 39 Jason Grilli, R (8, 1) 52 Joel Hanrahan, R (9, 1) 5 Josh Harrison, R (10, PH) OBP: 0.286, SLG: 0.429 (10, 4)			G1-3		G1-3		F9			K	2 0 1 0 0 0 0 0 1	0 0 0 0 0 0 0 0 0	0 0 0 0 0 0 0 0 0	0 0 0 0 0 0 0 0 1	0 0 0 0 0 0 0 0 0	0 0 0 0 0 0 0 0 1	0 0 0 0 0 0 0 0 1

TOP

Pittsburgh Pirates @ Cincinnati Reds

Great American Ball Park, Cincinnati, OH

Thu Jun 07 2012, 7:10 PM - 10:17 PM EDT

Att. 23,106 - Partly Cloudy - 83 F

livebaseballscorecards.com

AB	35
R	5
H	9
RBI	5
BB	0
SO	8
LOB	8

Inning Stats	1	2	3	4	5	6	7	8	9	10	1B: 5 2B: 4 3B: 0 HR: 0	SF: 2 SAC: 1 DP: 1 HBP: 0	WP: 0 PB: 0 SB: 0 CS: 0	PA: 38
	R: 0 E: 0 K: 2 S: 7	H: 0 LOB: 0 BB: 0 P: 9	R: 0 E: 0 K: 2 S: 7	H: 0 LOB: 0 BB: 0 P: 12	R: 0 E: 0 K: 1 S: 7	H: 0 LOB: 0 BB: 0 P: 12	R: 2 E: 0 K: 0 S: 9	H: 4 LOB: 1 BB: 0 P: 14	R: 0 E: 0 K: 0 S: 5	H: 0 LOB: 0 BB: 0 P: 7	R: 1 E: 0 K: 0 S: 12	H: 2 LOB: 1 BB: 0 P: 16	R: 1 E: 0 K: 0 S: 8	H: 1 LOB: 0 BB: 0 P: 10	R: 0 E: 0 K: 0 S: 6	H: 0 LOB: 0 BB: 0 P: 6	R: 0 E: 0 K: 1 S: 7	H: 0 LOB: 0 BB: 0 P: 9	R: 1 E: 0 K: 2 S: 19	H: 2 LOB: 1 BB: 0 P: 27				

PITCHER	IP	WLS	BF	H	R	ER	SO	BB	IBB	HBP	BLK	WP	HR	S	P	ERA	WHIP
44 Mike Leake, R (1, 1) ERA: 4.97	7.0		27	7	4	4	5	0	0	0	0	0	0	55	80	5.14	1.000
51 Sean Marshall, L (8, 1) ERA: 3.32	1.0		3	0	0	0	0	0	0	0	0	0	0	6	6	0.00	0.000
33 Jose Arredondo, R (9, 1) ERA: 2.03	1.0		3	0	0	0	1	0	0	0	0	0	0	7	9	0.00	0.000
54 Aroldis Chapman, L (10, 1) ERA: 0.3	1.0	L	5	2	1	1	2	0	0	0	0	0	0	19	27	9.00	2.000

PITCHER	IP	WLS	BF	H	R	ER	SO	BB	IBB	HBP	BLK	WP	HR	S	P	ERA	WHIP

Batter	1	2	3	4	5	6	7	8	9	10	AB	R	H	RBI	BB	SO	LOB
2 Zack Cozart, R (1, 6) OBP: 0.294, SLG: 0.417	X SI 90 0-0 G6-3		B SI 92 F SL 88 F SL 88 F CU 77 B SL 88 X FF 91 2-2 F7		X FF 91 0-0 1B		C FF 94 B FF 94 B FF 93 B FF 92 B FF 94 4-1 BB		F FF 96 B SL 87 S SL 89 D SL 88 X FF 96 2-2 P5		4	0	1	0	1	0	1
28 Chris Heisey, R (1, 8) OBP: 0.289, SLG: 0.345	B FF 90 X FF 90 1-0 F7		C SL 88 S CU 77 C SI 91 0-3 K		X CU 77 0-0 G5-3		1 SAFE 1 SAFE B FC 88 B FC 88 S FC 86 C FF 93 F FF 94 F SL 80 1 SAFE 2-3 S FC 88 K		B FF 96 X FF 96 1-0 P3		5	0	0	0	0	2	3
19 Joey Votto, L (1, 3) OBP: 0.477, SLG: 0.620	B FF 90 C SI 90 C SI 91 F SL 87 B FF 91 X SI 90 2-2 4 1B 2B			B FF 90 B CU 76 C CH 87 C CH 87 F SL 88 B SL 88 S SL 88 3-3 K		B CU 76 B CH 87 C SL 87 X CU 77 2-1 4 1B 32 1B	C SI 93 S SL 86 F SI 94 B SL 85 B SI 93 F SI 94 S SL 85 2-3 K			C FF 93 B CU 82 B FF 93 B FF 94 C FF 93 X FF 94 3-2 2B	5	1	3	0	0	2	1
4 Brandon Phillips, R (1, 4) OBP: 0.319, SLG: 0.419	S FC 90 F SL 89 F FF 92 B FF 90 B CU 78 F FF 90 B FF 91 X SI 90 3-2 2-H 1B			X SL 89 0-0 F8		C SI 89 X SI 89 0-1 32 1B 1-2 1B		X FF 92 0-0 G2-3		C FF 94 B CU 82 F FF 94 X CU 82 1-2 G6-3	5	0	2	0	0	0	1
32 Jay Bruce, L (1, 9) OBP: 0.327, SLG: 0.546		X SI 89 0-0 HR		C CH 87 B FC 89 C CU 76 B SL 88 B FF 92 D SI 88 4-2 BB		B CH 87 X FF 88 1-0 21 FC5-4 1-3 2-H 1B		C SL 81 F SI 93 S FF 94 0-3 K		I IN 71 I IN 71 I IN 73 I IN 70 4-0 IBB	3	1	2	2	2	1	0
21 Todd Frazier, R (1, 5) OBP: 0.318, SLG: 0.570		S SL 87 B FF 90 F SL 88 B FF 90 S SL 87 2-3 K	F SL 88 B CU 78 F FF 91 X SL 88 1-2 F9			B SI 90 X SI 91 1-0 FC5-4 1-2f		B SL 84 X FF 94 1-0 P4		D CU 82 B FF 93 C FF 93 T SI 93 X FF 94 2-2 P2	5	0	0	0	0	1	5
48 Ryan Ludwick, R (1, 7) OBP: 0.293, SLG: 0.452	X SI 92 0-0 G4-3			X SL 86 0-0 HR		1 SAFE B SI 90 S SI 91 T SI 91 S SI 92 1-3 K			X FF 96 0-0 HR	F FF 93 S FF 94 F FF 95 F CU 81 D CU 82 C FF 94 1-3 K	5	2	2	2	0	2	4
39 Devin Mesoraco, R (1, 2) OBP: 0.300, SLG: 0.329	C SL 87 X SL 87 0-1 G6-3			X FF 90 0-0 P4		D SI 93 B SI 91 S SI 91 F SI 92 X SI 92 2-2 F8			B FF 95 X FF 96 1-0 G2-3		4	0	0	0	0	0	2
44 Mike Leake, R (1, 1) OBP: 0.300, SLG: 0.500 43 Miguel Cairo, R (7, PH) OBP: 0.160, SLG: 0.205 51 Sean Marshall, L (8, 1) 33 Jose Arredondo, R (9, 1) 29 Ryan Hanigan, R (9, PH) OBP: 0.371, SLG: 0.389 17 Kristopher Negrón, R (9, PR) 54 Aroldis Chapman, L (10, 1)			B SI 90 C SI 90 F FF 90 S SL 87 1-3 K	F FF 90 X SL 87 0-1 G5-3			C FF 93 C FF 93 B FF 94 F FF 94 B SL 80 B FC 88 X FC 87 3-2 L6		B FF 95 B FF 95 C FF 96 B FF 95 B FF 95 4-1 BB	2 0 0 0 0 1 0 1 0 0 0 0 0 0 0 0 0 0 0 0 0 0 0 0 0 0 0 0 0 0 0 0 1 0 0 0 0 0 0 0 0 0 0 0 0 0 0 0 0						
Inning Stats	R: 0 E: 0 K: 0 S: 11 H: 2 LOB: 2 BB: 0 P: 17	R: 1 E: 0 K: 1 S: 7 H: 1 LOB: 0 BB: 0 P: 9	R: 0 E: 0 K: 2 S: 10 H: 0 LOB: 0 BB: 0 P: 13	R: 0 E: 0 K: 1 S: 10 H: 0 LOB: 1 BB: 1 P: 18	R: 1 E: 0 K: 0 S: 6 H: 2 LOB: 1 BB: 0 P: 6	R: 1 E: 0 K: 1 S: 12 H: 3 LOB: 2 BB: 0 P: 19	R: 0 E: 0 K: 2 S: 15 H: 0 LOB: 1 BB: 1 P: 26	R: 0 E: 0 K: 1 S: 5 H: 0 LOB: 0 BB: 0 P: 6	R: 1 E: 0 K: 0 S: 7 H: 1 LOB: 1 BB: 1 P: 15	R: 0 E: 0 K: 1 S: 14 H: 1 LOB: 2 BB: 1 P: 25	1B: 5 2B: 2 3B: 0 HR: 3	SF: 0 SAC: 0 DP: 0 HBP: 0	WP: 0 PB: 0 SB: 0 CS: 0	PA: 43			

PITCHER		IP	WLS	BF	H	R	ER	SO	BB	IBB	HBP	BLK	WP	HR	S	P	ERA	WHIP
29 Kevin Correia, R ERA: 4.29	(1, 1)	5.0		23	8	3	3	4	1	0	0	0	0	2	49	71	5.40	1.800
48 Jared Hughes, R ERA: 1.93	(6, 1)	1.0		3	0	0	0	1	0	0	0	0	0	0	7	11	0.00	0.000
37 Juan Cruz, R ERA: 2.11	(7, 1)	0.2	H	3	0	0	0	1	1	0	0	0	0	0	10	19	0.00	1.500
44 Tony Watson, L ERA: 3.57	(7, 1)	0.1	H	1	0	0	0	1	0	0	0	0	0	0	5	7	0.00	0.000
39 Jason Grilli, R ERA: 1.64	(8, 1)	1.0	H	3	0	0	0	1	0	0	0	0	0	0	5	6	0.00	0.000

PITCHER		IP	WLS	BF	H	R	ER	SO	BB	IBB	HBP	BLK	WP	HR	S	P	ERA	WHIP
52 Joel Hanrahan, R ERA: 2.86	(9, 1)	1.0	W	5	1	1	1	0	1	0	0	0	0	1	7	15	9.00	2.000
30 Chris Resop, R ERA: 3.49	(10, 1)	1.0	S	5	1	0	0	1	0	1	0	0	0	0	14	25	0.00	1.000

BOTTOM

Pittsburgh Pirates @ Cincinnati Reds

Great American Ball Park, Cincinnati, OH

Thu Jun 07 2012, 7:10 PM - 10:17 PM EDT

Att. 23,106 - Partly Cloudy - 83 F

livebaseballscorecards.com

AB	39
R	4
H	10
RBI	4
BB	4
SO	9
LOB	17

Kansas City Royals @ Pittsburgh Pirates

PNC Park, Pittsburgh, PA

Fri Jun 08 2012, 7:09 PM - 9:39 PM EDT

Att. 36,069 - Partly Cloudy - 80 F

TOP

livebaseballscorecards.com

Batter	1	2	3	4	5	6	7	8	9	AB	R	H	RBI	BB	SO	LOB
4 Alex Gordon, L (1, 7) OBP: 0.343, SLG: 0.376	C FF 87 F FF 90 F SI 88 F FF 89 T FF 89 0-2 ① **K**		B SI 90 B SI 90 B FC 88 B FF 88 4-0 **11 2B** BB		C SI 88 X CU 77 0-1 11 G5-3 1B		C SI 89 X CU 77 0-1 ② **G4-1**			3	1	1	0	1	1	0
11 Yuniesky Betancourt, R (1, 4) OBP: 0.311, SLG: 0.449	B SI 89 C CU 74 C CU 76 S FF 89 1-3 ② **K**		B SI 89 X SI 90 1-0 1-H **8 1B** 2B		C CU 75 X CU 77 0-1 ① **G5-3** 1-2		S CH 75 B CH 76 B CU 77 X CU 76 2-1 ③ **G5-3**			4	1	1	1	0	1	1
16 Billy Butler, R (1, 3) OBP: 0.353, SLG: 0.500	C CU 75 C SI 90 B SI 90 F FF 88 B CU 76 B CU 76 B CU 75 4-2 **BB**		C FF 90 X FF 91 0-1 ② **F7**		C CU 76 B SI 91 C CU 76 D CU 76 C SI 91 2-3 ② **K**			C FF 93 S SL 82 X SL 81 0-2 ① **G3-1**		3	0	0	0	1	1	2
8 Mike Moustakas, L (1, 5) OBP: 0.343, SLG: 0.492	B FF 90 C SI 89 X CU 75 1-1 ③ **P4**		F SI 89 F FF 91 F SI 90 B SI 91 X FC 86 1-2 2-H **1B**		B SI 90 B SI 88 C SI 90 B SI 90 X FF 90 3-1 ③ **P3**			B FF 92 B FF 93 S FF 93 F FF 92 F FF 94 X SL 82 2-2 ② **L8**		4	0	1	1	0	0	2
21 Jeff Francoeur, R (1, 8) OBP: 0.310, SLG: 0.417		B FF 86 B SI 88 X SI 89 2-0 ① **G6-3**	F CU 76 F CU 77 X FF 90 0-2 ③ **F7**			F CH 76 T FF 89 S CU 75 0-3 ① **K**		S SL 83 S SL 82 B FF 95 F FF 94 F SL 84 S FF 94 1-3 ③ **K**		4	0	0	0	0	2	1
35 Eric Hosmer, L (1, 9) OBP: 0.285, SLG: 0.375		B FF 89 B FF 89 C SI 89 B SI 89 F FF 88 F FF 89 F SI 89 B SI 90 4-2 **BB**		F SI 85 S CU 76 F CU 76 F SI 90 X CU 76 0-2 ① **G3**		B FF 89 B FF 87 S FF 89 X FF 89 2-1 2 G3 1B			C FF 96 B SL 88 B FF 95 S FF 95 B FF 96 X FF 95 3-2 ① **F8**	3	0	1	0	1	0	0
2 Alcides Escobar, R (1, 6) OBP: 0.321, SLG: 0.374		C SI 88 F FF 90 T FF 90 0-2 ② **K**	B CU 75 B SI 90 X FF 88 2-0 ② **G6-3**		X CU 76 0-0 ② **G3** 1-2				F FF 96 X FF 95 0-1 ② **F9**	4	0	0	0	0	1	2
33 Humberto Quintero, R (1, 2) OBP: 0.261, SLG: 0.354 25 Clint Robinson, L (9, PH)		C CU 75 S CU 76 X FC 87 0-2 ③ **P6**	X SI 90 0-0 **1B**		X CU 77 0-0 ③ **G5-3**				C FF 96 S SL 88 S SL 88 0-3 ③ **K**	3 1	0 0	1 0	0 0	0 0	0 1	2 0
44 Luke Hochevar, R (1, 1) 9 Johnny Giavotella, R (7, PH) OBP: 0.269, SLG: 0.270 55 Tim Collins, L (7, 1) 31 Louis Coleman, R (8, 1)			C FF 86 X FF 89 0-1 ① **B2-3**	X SI 88 0-0 ③ **F9**			C FF 88 C CU 76 B CU 76 F FF 90 F CU 77 X SI 90 1-2 ① **F8**			2 1 0 0	0 0 0 0	0 0 0 0	0 0 0 0	0 0 0 0	0 0 0 0	1 0 0 0

	AB	32
	R	2
	H	5
	RBI	2
	BB	3
	SO	7
	LOB	11

Inning Stats																		
	R: 0	H: 0	R: 0	H: 0	R: 2	H: 2	R: 0	H: 1	R: 0	H: 1	R: 0	H: 1	R: 0	H: 0	R: 0	H: 0	R: 0	H: 0
	E: 0	LOB: 1	E: 0	LOB: 1	E: 0	LOB: 1	E: 0	LOB: 1	E: 0	LOB: 1	E: 0	LOB: 0	E: 0	LOB: 0	E: 0	LOB: 0	1B: 4	SF: 0
	K: 2	BB: 1	K: 1	BB: 1	K: 0	BB: 1	K: 0	BB: 0	K: 1	BB: 0	K: 1	BB: 0	K: 0	BB: 0	K: 1	BB: 0	2B: 1	SAC: 0
	S: 13	P: 19	S: 11	P: 17	S: 12	P: 18	S: 8	P: 10	S: 9	P: 14	S: 7	P: 9	S: 9	P: 12	S: 12	P: 15	S: 8	P: 11	3B: 0	DP: 0	HR: 0	HBP: 0

WP: 0 PB: 0 SB: 0 CS: 0 PA: 35

PITCHER	IP	WLS	BF	H	R	ER	SO	BB	IBB	HBP	BLK	WP	HR	S	P	ERA	WHIP
45 Erik Bedard, L (1, 1) ERA: 3.59	7.0	W	29	5	2	2	5	3	0	0	0	0	0	69	99	2.57	1.143
39 Jason Grilli, R (8, 1) ERA: 1.57	1.0	H	3	0	0	0	1	0	0	0	0	0	0	12	15	0.00	0.000
52 Joel Hanrahan, R (9, 1) ERA: 2.74	1.0	S	3	0	0	0	1	0	0	0	0	0	0	8	11	0.00	0.000

PITCHER	IP	WLS	BF	H	R	ER	SO	BB	IBB	HBP	BLK	WP	HR	S	P	ERA	WHIP

Batter	1	2	3	4	5	6	7	8	9	AB	R	H	RBI	BB	SO	LOB
7 Alex Presley, L (1, 7) OBP: 0.250, SLG: 0.346	B FF 91 B FF 91 C SI 90 F FF 91 C FC 87 2-3 K ①	B FF 92 S KC 78 B KC 77 B FC 86 X SL 86 3-1 G3 ②		C FF 92 F KC 77 B FF 92 F KC 78 X SL 83 1-2 L7 ③			C FF 94 C CU 75 X CU 75 0-2 G4-3 ②			4	0	0	0	0	1	1
18 Neil Walker, S (1, 4) OBP: 0.330, SLG: 0.373	C FF 92 B FF 91 X SI 92 1-1 46 2B 22 G5-3 1B	S FC 87 B FF 92 B CH 83 B FC 87 C KC 77 X SL 85 3-2 22 S 1B 3-H			B KC 75 C KC 76 B CH 84 B KC 76 X FF 91 3-1 46 G3 22 G5-3 1B		B FF 93 B FF 93 F CH 83 C FF 94 B CU 76 S CH 83 3-3 K ③			4	1	3	1	0	1	0
22 Andrew McCutchen, R (1, 8) OBP: 0.384, SLG: 0.550	X FF 90 0-0 G5-3 ② 1-2	B FF 92 X SL 83 1-0 F7 ③ 1-2			1 SAFE F FF 90 B SI 90 B KC 76 X SI 90 2-1 G5-3 ① 1-2			B FF 90 C FF 89 B SL 80 F FF 89 F FF 90 B SI 90 C SL 77 3-3 K ①		4	0	0	0	0	1	3
46 Garrett Jones, L (1, 3) OBP: 0.261, SLG: 0.481 14 Casey McGehee, R (8, 3) OBP: 0.292, SLG: 0.289	C FF 91 B FF 91 X FF 91 1-1 2-H 2B		C SI 90 C KC 77 B KC 78 B FF 91 B FF 91 X KC 77 3-2 F7 ①		C KC 76 X KC 77 0-1 G3 ② 2-3			X FF 90 0-0 1B		3 1	0 0	1 1	1 0	0 0	0 0	1 0
24 Pedro Alvarez, L (1, 5) OBP: 0.259, SLG: 0.405	B KC 76 S CH 82 B CH 82 B FF 92 B CH 83 4-1 BB		X SI 91 0-0 31 1B 26 CS 2B		C KC 77 F KC 77 F KC 77 B FF 91 D KC 78 B FF 91 X KC 77 3-2 G1-3 ③			X FF 89 0-0 F7 ②		3	1	1	0	1	0	2
31 Jose Tabata, R (1, 9) OBP: 0.282, SLG: 0.335	B FC 86 F FF 91 B FF 92 X SL 84 2-1 G1-3 ③		C KC 76 F FF 91 X SI 92 0-2 26 CS 2-3 1B			B FC 86 X FC 86 1-0 26 CS 1B		C SI 87 X SL 80 0-1 G5-3 ③		4	0	2	0	0	0	3
26 Rod Barajas, R (1, 2) OBP: 0.299, SLG: 0.405		B FF 90 B SL 82 F FF 91 C FC 86 X FF 93 2-2 E9 12 1B 1B	C KC 76 1 SAFE B KC 78 X FC 87 1-1 G2-3 ② ③ 1-2 3-H			B KC 75 1 SAFE F KC 76 S SI 89 S KC 77 1-3 K ① ② 1-2				3	1	1	0	0	1	2
12 Clint Barmes, R (1, 6) OBP: 0.216, SLG: 0.313		C KC 76 F FC 86 X SL 82 0-2 45 SH1-4 18 1B 1B 2-H		X FF 92 0-0 F7 ①		C FF 91 B KC 76 B KC 76 X SI 92 2-1 G1-3 ③				3	1	1	1	0	0	0
45 Erik Bedard, L (1, 1) OBP: 0.105, SLG: 0.105 5 Josh Harrison, R (7, PH) OBP: 0.283, SLG: 0.400 39 Jason Grilli, R (8, 1) 52 Joel Hanrahan, R (9, 1)		L FF 91 B FF 91 C KC 75 X KC 77 1-2 SH1-4 ① 2-3		C FF 92 S FF 92 B KC 78 B KC 77 T FF 92 2-2 K ②			X FF 93 0-0 F7 ①			1 1 0 0	0 0 0 0	0 0 0 0	0 0 0 0	0 0 0 0	1 0 0 0	0 0 0 0
Inning Stats	R: 1 E: 0 K: 1 S: 11 H: 2 LOB: 2 BB: 1 P: 21	R: 2 E: 1 K: 0 S: 15 H: 3 LOB: 1 BB: 0 P: 25	R: 1 E: 0 K: 0 S: 9 H: 2 LOB: 0 BB: 0 P: 13	R: 0 E: 0 K: 1 S: 8 H: 0 LOB: 0 BB: 0 P: 11	R: 0 E: 0 K: 0 S: 10 H: 1 LOB: 1 BB: 0 P: 18	R: 0 E: 0 K: 1 S: 6 H: 1 LOB: 0 BB: 0 P: 10	R: 0 E: 0 K: 1 S: 7 H: 0 LOB: 0 BB: 0 P: 10	R: 0 E: 0 K: 1 S: 8 H: 1 LOB: 1 BB: 0 P: 11		1B: 8 2B: 2 3B: 0 HR: 0 SF: 0 SAC: 1 DP: 0 HBP: 0				WP: 0 PB: 0 SB: 1 CS: 3 PA: 33		

PITCHER		IP	WLS	BF	H	R	ER	SO	BB	IBB	HBP	BLK	WP	HR	S	P	ERA	WHIP
44 Luke Hochevar, R ERA: 6.57	(1, 1)	6.0	L	26	9	4	4	3	1	0	0	0	0	0	59	98	6.00	1.667
55 Tim Collins, L ERA: 2.17	(7, 1)	1.0		3	0	0	0	1	0	0	0	0	0	0	7	10	0.00	0.000
31 Louis Coleman, R ERA: 3.32	(8, 1)	1.0		4	1	0	0	1	0	0	0	0	0	0	8	11	0.00	1.000

PITCHER	IP	WLS	BF	H	R	ER	SO	BB	IBB	HBP	BLK	WP	HR	S	P	ERA	WHIP

BOTTOM

Kansas City Royals @ Pittsburgh Pirates

PNC Park, Pittsburgh, PA

Fri Jun 08 2012, 7:09 PM - 9:39 PM EDT

Att. 36,069 - Partly Cloudy - 80 F

livebaseballscorecards.com

AB	31
R	4
H	10
RBI	3
BB	1
SO	5
LOB	12

Kansas City Royals @ Pittsburgh Pirates

PNC Park, Pittsburgh, PA

Sat Jun 09 2012, 7:18 PM - 10:29 PM EDT

Att. 39,312 - Partly Cloudy - 84 F

livebaseballscorecards.com

TOP

Batter	1	2	3	4	5	6	7	8	9	AB	R	H	RBI	BB	SO	LOB
4 Alex Gordon, L (1, 7) OBP: 0.344, SLG: 0.371	C FF 90 B SL 77 B FF 91 B FF 90 F FF 91 F FF 91 B FF 90 4-2 21 S 16 1B BB		C FF 92 B SI 92 C CU 75 B SL 80 B FF 92 B FF 92 4-2 11 HR BB	F FF 93 X FF 93 0-1 ③ P6		X FF 89 0-0 ② L9			B FF 96 B FF 95 B FF 96 C FF 95 F FF 96 X FF 96 3-2 ① G4-3	3	1	0	0	2	0	3
11 Yuniesky Betancourt, R (1, 4) OBP: 0.304, SLG: 0.473	C FF 91 1 SAFE X FF 91 0-1 ① F7		B CU 74 1 SAFE F FF 89 X CU 73 1-1 1-H HR		C FF 92 X FF 92 0-1 ① P4	X SI 92 0-0 ③ L8			C FF 96 B SL 88 T FF 96 X SL 88 1-2 ② G5-3	5	1	1	2	0	0	3
16 Billy Butler, R (1, 3) OBP: 0.354, SLG: 0.498	1 SAFE C FF 91 B SL 76 B FF 92 B FF 90 X FF 90 3-1 21 S 1-2 1B		F FF 92 B FF 93 X FF 93 1-1 1B		X FF 92 0-0 ② F9		B SI 92 X SI 92 1-0 ① F8		C FF 96 S SL 89 B SL 89 F SL 88 F SL 87 X FF 97 1-2 ③ G6-3	5	0	2	0	0	0	0
8 Mike Moustakas, L (1, 5) OBP: 0.341, SLG: 0.487	B FF 92 B FF 91 B FF 92 C FF 90 X FF 92 3-1 ② F8		F SI 92 B CH 82 X SI 91 1-1 ② P5		B FF 91 B CH 83 C FF 92 X FF 92 2-1 21 1B 1B		F SI 92 B FF 93 B SI 92 F SI 92 S SI 93 2-3 ② K			4	0	1	0	0	1	3
21 Jeff Francoeur, R (1, 8) OBP: 0.309, SLG: 0.414	D FF 92 B CU 73 F FF 92 X FF 91 2-1 ③ P6 1-2 2-3		S SL 78 B SL 78 S SL 78 F SL 80 B FF 93 1 SAFE F SL 77 F FF 93 C SI 92 2-3 ③ K		C SI 93 C FF 92 X CU 82 0-2 1-2 1B		C SI 93 F SL 83 B SI 93 B SI 92 B SI 93 F SI 93 X SI 93 3-2 ③ G6-3			4	0	1	0	0	1	3
35 Eric Hosmer, L (1, 9)		B FF 91 S FF 91 C FF 90 X CU 75 1-2 ① G4-3	B FF 91 F FF 91 F FF 92 B SL 80 X SI 91 2-2 27 F8 32 1B 2B	B FF 93 B FF 90 F FF 91 X FF 91 2-1 ③ F7				X SI 91 0-0 27 G1-3 2B		4	1	2	0	0	0	2
27 Brayan Peña, S (1, 2) OBP: 0.267, SLG: 0.357		X FF 92 0-0 ② G3-1	X FF 92 0-0 ① F8 2-3		B FF 88 F FF 90 C FF 90 X CU 81 1-2 E1 2 1B			F SI 93 X SI 92 0-1 ① G1-3 2-3		4	0	0	0	0	0	2
2 Alcides Escobar, R (1, 6) OBP: 0.319, SLG: 0.371		L FF 91 B SL 78 X FF 92 1-1 ③ F9	D SL 79 C SL 78 F SI 92 X CU 76 1-2 ② G1-3		X FF 91 0-0 1-2 1B			X SI 92 0-0 ② G5-3		4	0	1	0	0	0	2
32 Vin Mazzaro, R (1, 1) OBP: 0.500, SLG: 0.500 40 Kelvin Herrera, R (4, 1) 25 Clint Robinson, L (6, PH) 43 Aaron Crow, R (6, 1) 31 Louis Coleman, R (7, 1) 9 Johnny Giavotella, R (8, PH) OBP: 0.265, SLG: 0.266 56 Greg Holland, R (8, 1)			B FF 88 B FF 89 C FF 89 F FF 90 C FF 91 2-3 ① K	C FF 91 F FF 92 B CU 75 B FF 94 X FF 92 2-2 3-H 1B		B SL 78 F SL 87 C FF 89 F SL 80 D SL 79 F SI 89 X FF 89 2-2 ① F7		B SI 94 C SI 92 D SI 92 S SI 92 F SI 93 S SI 93 2-3 ③ K	2 0 1 0 0 1 0	0 0 0 0 0 0 0	1 0 0 0 0 0 0	1 0 0 0 0 0 0	0 0 0 0 0 1 0	1 0 2 0 0 1 0	0 0 0 0 0 1 0
Inning Stats	R: 0 E: 0 K: 0 S: 11 H: 1 LOB: 2 BB: 1 P: 23	R: 0 E: 0 K: 0 S: 6 H: 0 LOB: 0 BB: 0 P: 8	R: 2 E: 0 K: 2 S: 17 H: 2 LOB: 1 BB: 1 P: 28	R: 1 E: 0 K: 0 S: 12 H: 2 LOB: 1 BB: 0 P: 17	R: 0 E: 0 K: 0 S: 10 H: 2 LOB: 2 BB: 0 P: 14	R: 0 E: 1 K: 0 S: 11 H: 1 LOB: 2 BB: 0 P: 14	R: 0 E: 0 K: 1 S: 8 H: 0 LOB: 0 BB: 0 P: 14	R: 0 E: 0 K: 1 S: 8 H: 1 LOB: 1 BB: 0 P: 10	R: 0 E: 0 K: 0 S: 11 H: 0 LOB: 0 BB: 0 P: 16	1B: 6 2B: 2 3B: 0 HR: 1 SF: 0 SAC: 0 DP: 0 HBP: 0						

	AB	37
	R	3
	H	9
	RBI	3
	BB	2
	SO	4
	LOB	21

WP: 0 PA: 39
PB: 0
SB: 2
CS: 0

PITCHER		IP	WLS	BF	H	R	ER	SO	BB	IBB	HBP	BLK	WP	HR	S	P	ERA	WHIP
53 James McDonald, R ERA: 2.39	(1, 1)	4.0		19	5	3	3	2	2	0	0	0	0	1	46	76	6.75	1.750
30 Chris Resop, R ERA: 3.38	(5, 1)	1.0		7	3	0	0	0	0	0	0	0	0	0	14	19	0.00	3.000
43 Doug Slaten, L ERA:	(6, 1)	0.2	H	2	0	0	0	0	0	0	0	0	0	0	6	8	0.00	0.000
48 Jared Hughes, R ERA: 1.78	(6, 1)	2.1	W	8	1	0	0	2	0	0	0	0	0	0	17	25	0.00	0.429
52 Joel Hanrahan, R ERA: 2.63	(9, 1)	1.0	S	3	0	0	0	0	0	0	0	0	0	0	11	16	0.00	0.000

PITCHER	IP	WLS	BF	H	R	ER	SO	BB	IBB	HBP	BLK	WP	HR	S	P	ERA	WHIP

BOTTOM

Kansas City Royals @ Pittsburgh Pirates

PNC Park, Pittsburgh, PA

Sat Jun 09 2012, 7:18 PM - 10:29 PM EDT

Att. 39,312 - Partly Cloudy - 84 F

livebaseballscorecards.com

Batter	1	2	3	4	5	6	7	8	9	AB	R	H	RBI	BB	SO	LOB
7 Alex Presley, L (1, 7) OBP: 0.255, SLG: 0.348	B SI 91 C SI 91 F FF 92 X SL 84 1-2 G1-3 ①		B SI 91 B CH 86 C SI 91 X SI 92 2-1 22 S 18 S 1B	C SI 98 F CH 86 X CH 83 0-2 46 FC4-6 18 G3-1 1-2 2-3 3-H 1B		C SI 93 B SI 94 X SL 84 1-1 G4-3 ①		B FF 94 1 SAFE P PO 85 X FF 94 2-0 F9 ②③ 1-2		5	0	2	1	0	0	1
18 Neil Walker, S (1, 4) OBP: 0.329, SLG: 0.367	B SI 92 S SL 84 C SL 85 B SI 92 B SI 92 T FF 93 3-2 K ②		B SI 91 B SI 92 C SI 92 B FF 92 B FF 92 4-1 22 S 1-2 BB	C FF 98 B FF 98 B FF 96 X CH 86 2-1 G3-1 ① 1-2 2-3 3-H		B SI 94 C SL 84 C SL 84 C FF 95 1-3 K ②				3	0	0	1	1	2	2
22 Andrew McCutchen, R (1, 8) OBP: 0.382, SLG: 0.542	B SI 93 F SL 83 B SL 83 F SI 92 S SL 86 2-3 K2-3 ③		B SL 83 F SL 84 X SL 84 1-1 G5-3 ② 1-2 2-3	B FF 98 B CH 87 F CH 86 S CH 84 B FF 98 B CH 86 4-2 46 FC4-6 BB		S SL 85 S SL 87 B SL 86 F FF 95 B SL 85 B SL 84 F SL 85 C SI 94 3-3 K ③				3	0	0	0	1	2	2
46 Garrett Jones, L (1, 3) OBP: 0.255, SLG: 0.471 30 Chris Resop, R (5, 1) 43 Doug Slaten, L (6, 1) 14 Casey McGehee, R (6, 3) OBP: 0.298, SLG: 0.304		F SI 89 C FF 90 F SL 82 B FF 92 F SL 84 B FF 93 X CH 86 2-2 G3 ① B SI 91 C CH 86 C SL 84 B SI 92 B SI 92 B SI 92 4-2 31 G2-3 BB	D SL 84 X CH 86 1-0 G4-3 ③	B FF 97 X CH 87 1-0 FC4-6 ② 1-2f 2-3 3-H B SI 92 C CH 86 C SL 84 B SI 92 B SI 92 B SL 84 4-2 26 1B 31 HBP 12 1B BB B FF 99 C CH 86 C CH 86 B FF 98 X CH 86 2-2 F7 ③			C FF 89 C FF 89 B FF 90 X FF 90 1-2 2B		3 0 0 1	0 0 0 0	0 0 0 1	1 0 0 0	0 0 0 0	4 0 0 0
24 Pedro Alvarez, L (1, 5) OBP: 0.265, SLG: 0.400							S SL 78 C SL 79 D SL 79 B FF 88 S SL 79 2-3 K2-3 ①			2	1	0	0	2	1	3
31 Jose Tabata, R (1, 9) OBP: 0.281, SLG: 0.330		F SI 91 1 SAFE X SL 85 0-1 G2-3 ② 1-2		B SL 82 C SI 92 T SL 84 1 SAFE H SI 91 2-2 12 1B 26 1B 65 E 1-2 HBP X CU 80 0-0 G5-3 ①			B SL 78 B SL 78 S SL 78 X FF 86 2-1 P3 ②			3	1	0	0	0	0	2
26 Rod Barajas, R (1, 2) OBP: 0.311, SLG: 0.410		C SL 85 B SL 85 F CH 87 F SL 84 B SI 92 D SL 86 F CH 88 B SL 84 4-2 BB		C FF 91 F SL 84 X SL 84 0-2 65 E 12 1B 7 1B 1-2 2-3 1B B FF 98 C FF 97 B FF 97 B FF 96 F FF 98 X FF 98 3-2 1B			C SL 77 T SL 78 X FF 88 0-2 P6 ③			3	1	2	0	1	0	1
12 Clint Barmes, R (1, 6) OBP: 0.216, SLG: 0.311		C SL 84 S SL 85 S SL 85 0-3 K ③		S SL 84 D SL 85 B SI 92 B FF 93 F SI 92 X SI 92 3-2 7 1B 65 E 18 G3-1 1-2 2-3 3-H 1B F FF 98 D CH 89 F FF 98 X FF 98 1-2 P4 ②				B FF 94 F FF 93 S FF 95 X SL 86 1-2 G6-3 ①		4	1	1	1	0	1	3
53 James McDonald, L (1, 1) OBP: 0.160, SLG: 0.125 65 Matt Hague, R (4, PH) OBP: 0.259, SLG: 0.255 (5, 3) 48 Jared Hughes, R (6, 1) 69 Jordy Mercer, R (8, PH) OBP: 0.273, SLG: 0.111 52 Joel Hanrahan, R (9, 1)			C FF 90 C SI 90 B SI 90 S SI 91 1-3 K ①	X FF 97 0-0 E2 18 G3-1 7 1B 46 FC4-6 1-2 2-3 3-H C FF 98 B CH 85 S CH 87 B FF 98 X CH 86 2-2 F7 ③				B FF 93 F FF 93 F FF 94 B FF 94 F FF 92 B FF 94 4-2 7 CS BB		1 2 0 0 0	0 1 0 0 0	0 0 0 0 0	0 0 0 1 0	1 0 0 0 0	0 3 0 0 0
Inning Stats	R: 0 H: 0 E: 0 LOB: 0 K: 2 BB: 0 S: 9 P: 15	R: 0 H: 0 E: 0 LOB: 2 K: 1 BB: 2 S: 16 P: 26	R: 0 H: 1 E: 0 LOB: 2 K: 1 BB: 1 S: 9 P: 18	R: 5 H: 3 E: 1 LOB: 2 K: 0 BB: 2 S: 23 P: 41	R: 0 H: 1 E: 0 LOB: 1 K: 0 BB: 0 S: 10 P: 16	R: 0 H: 0 E: 0 LOB: 0 K: 2 BB: 0 S: 10 P: 15	R: 0 H: 1 E: 0 LOB: 1 K: 1 BB: 0 S: 11 P: 16	R: 0 H: 0 E: 0 LOB: 0 K: 0 BB: 1 S: 7 P: 13		1B: 5 SF: 0 2B: 1 SAC: 0 3B: 0 DP: 0 HR: 0 HBP: 1						

AB	30
R	5
H	6
RBI	4
BB	6
SO	7
LOB	21

WP: 0 PA: 37
PB: 0
SB: 3
CS: 1

PITCHER		IP	WLS	BF	H	R	ER	SO	BB	IBB	HBP	BLK	WP	HR	S	P	ERA	WHIP
32 Vin Mazzaro, R ERA: 3.6	(1, 1)	3.0	L	17	3	4	3	4	4	0	1	0	0	0	45	79	9.00	2.333
40 Kelvin Herrera, R ERA: 3.13	(4, 1)	2.0		10	2	1	0	0	1	0	0	0	0	0	22	37	0.00	1.500
43 Aaron Crow, R ERA: 3.08	(6, 1)	1.0		3	0	0	0	2	0	0	0	0	0	0	10	15	0.00	0.000
31 Louis Coleman, R ERA: 3.15	(7, 1)	1.0		4	1	0	0	1	0	0	0	0	0	0	11	16	0.00	1.000
56 Greg Holland, R ERA: 4.5	(8, 1)	1.0		3	0	0	0	0	1	0	0	0	0	0	7	13	0.00	1.000

PITCHER	IP	WLS	BF	H	R	ER	SO	BB	IBB	HBP	BLK	WP	HR	S	P	ERA	WHIP

Kansas City Royals @ Pittsburgh Pirates

PNC Park, Pittsburgh, PA

Sun Jun 10 2012, 1:38 PM - 4:33 PM EDT

Att. 25,752 - Sunny - 85 F

TOP

livebaseballscorecards.com

Batter	1	2	3	4	5	6	7	8	9	AB	R	H	RBI	BB	SO	LOB
4 Alex Gordon, L (1, 7) OBP: 0.345, SLG: 0.372	X FF 92 0-0 ① F7			B FF 92 F CH 88 C KC 81 S KC 80 1-3 ① K		F FF 91 X FF 92 0-1 9 S 1B		S CH 86 B KC 81 X KC 81 1-1 9 1B 9 WP 35 FC6-4 1B	B SL 81 F FF 95 F FF 95 F FF 95 F FF 95 B SL 84 T FF 95 2-2 ② K	5	1	2	0	0	2	2
9 Johnny Giavotella, R (1, 4) OBP: 0.260, SLG: 0.261	B FF 91 X FF 92 1-0 ② G1-3			B KC 80 B FF 92 F SI 92 X SI 94 2-1 ② L8		C FF 92 1 SAFE B KC 80 B KC 80 F SI 92 F KC 82 X FF 93 2-2 ② F7 1-2		1 SAFE 1 SAFE F SI 91 1 SAFE F SI 92 1 SAFE B KC 81 B KC 82 B KC 82 3-2 X SI 84 35 FC6-4 1-3 1B	C FF 96 C FF 95 C FF 96 0-3 ③ K	5	0	1	0	0	1	3
35 Eric Hosmer, L (1, 3) OBP: 0.288, SLG: 0.381	C FF 92 F KC 81 X FF 92 0-2 ③ P6			B CH 88 B CH 87 B SI 92 C FF 92 F SI 92 B KC 80 4-2 8 S BB		X CH 87 0-0 ③ G3-1		F SI 93 S SL 84 B SL 86 F SL 84 X SI 94 1-2 ② FC6-4 27 BB 16 BB 1-2f 3-H		3	0	0	1	1	0	2
8 Mike Moustakas, L (1, 5) OBP: 0.336, SLG: 0.480 16 Billy Butler, R (8, PH) OBP: 0.357, SLG: 0.498 56 Greg Holland, R (8, 1)		C FF 91 B CH 86 X CH 87 1-1 ① G3		S KC 80 F KC 81 S KC 81 0-3 ③ K 1-2			C CH 86 F KC 81 F KC 80 F KC 80 X SI 91 0-2 ① G4-3	B SL 83 F SI 94 B CH 87 B CH 86 D SI 92 4-1 27 BB 1-2 BB		3 0 0	0 0 0	0 0 0	0 0 0	0 1 0	1 0 0	1 0 0
27 Brayan Peña, S (1, 2) OBP: 0.276, SLG: 0.366		B FF 91 B FF 91 X SI 92 2-0 ② G6-3			B KC 80 C FF 91 F SI 92 F KC 82 B SI 93 F SI 94 X KC 81 2-2 ① G4-3		B SI 91 B SI 91 C SI 91 F SI 92 X SI 92 2-2 2 2B	B FC 88 F CH 84 B FF 94 B SL 79 B SL 79 4-1 1-2 2-3 BB		3	1	1	0	1	0	0
12 Mitch Maier, L (1, 9) OBP: 0.288, SLG: 0.345		B KC 80 C FF 91 B FF 91 X CH 88 2-1 ③ G3			B FF 92 B CH 88 B FF 92 C FF 91 F SI 91 B SI 93 4-2 2 S BB		F FF 91 F KC 81 B KC 81 S KC 81 1-3 ② K	B CH 86 C CH 84 F FF 94 C SL 79 1-3 ③ K		3	0	0	0	1	2	4
2 Alcides Escobar, R (1, 6) OBP: 0.327, SLG: 0.380			C FF 91 B KC 82 F SI 92 T KC 81 1-2 ① K		1 SAFE P PO 88 C SI 92 B FF 92 F SI 92 B SI 93 H KC 80 4-2 1 G6-3 1-2 HBP		X FF 91 0-0 1 S 2-H 2B		B FF 94 X FF 93 1-0 1 SH5-3 1B	3	0	2	1	0	1	0
1 Jarrod Dyson, L (1, 8) OBP: 0.318, SLG: 0.304			B FF 92 B SI 93 C FF 92 X FF 92 2-1 ② G6-3		X FF 92 0-0 ② ③ G6-3 1-2f		C FF 92 S KC 81 S KC 81 0-3 ③ K 2-3		B SI 93 B FF 93 X FF 94 2-0 ① SH5-3 1-2	3	0	0	0	0	1	3
52 Bruce Chen, L (1, 1) 25 Clint Robinson, L (6, PH) 47 Nate Adcock, R (6, 1) 11 Yuniesky Betancourt, R (8, PH) OBP: 0.309, SLG: 0.467 (8, 5)			B FF 93 C FF 92 X FF 92 1-1 ③ L5			C KC 79 C KC 80 F KC 80 X SI 92 0-2 ① G3-1		C SI 91 S KC 82 S KC 82 0-3 ① K	B SL 81 F SL 84 C FF 95 F FF 95 B FF 95 B FF 96 B FF 95 4-2 BB	1 1 0 1	0 0 0 0	0 0 0 1	0 0 0 1	0 0 0 1	0 0 0 1	0 0 0 0

Inning Stats										
	R: 0 E: 0 K: 0 S: 5	H: 0 LOB: 0 BB: 0 P: 6	R: 0 E: 0 K: 0 S: 5	H: 0 LOB: 0 BB: 0 P: 10	R: 0 E: 0 K: 1 S: 7	H: 0 LOB: 0 BB: 0 P: 11	R: 0 E: 0 K: 2 S: 10	H: 0 LOB: 1 BB: 1 P: 17	R: 0 E: 0 K: 0 S: 11	H: 0 LOB: 1 BB: 1 P: 20
	R: 0 E: 0 K: 0 S: 11	H: 1 LOB: 1 BB: 0 P: 13	R: 1 E: 0 K: 2 S: 15	H: 2 LOB: 1 BB: 0 P: 18	R: 1 E: 0 K: 2 S: 17	H: 2 LOB: 3 BB: 2 P: 31	R: 0 E: 0 K: 2 S: 13	H: 1 LOB: 2 BB: 1 P: 22	1B: 4 2B: 2 3B: 0 HR: 0	SF: 0 SAC: 1 DP: 1 HBP: 1

PITCHER		IP	WLS	BF	H	R	ER	SO	BB	IBB	HBP	BLK	WP	HR	S	P	ERA	WHIP
34 A.J. Burnett, R ERA: 3.61	(1, 1)	7.1	W	29	5	2	2	6	2	0	1	0	1	0	72	107	2.46	0.955
44 Tony Watson, L ERA: 3.5	(8, 1)	0.1	H	2	0	0	0	0	1	0	0	0	0	0	5	10	0.00	3.000
37 Juan Cruz, R ERA: 2.08	(8, 1)	0.1	H	2	0	0	0	1	1	0	0	0	0	0	4	9	0.00	3.000
39 Jason Grilli, R ERA: 1.5	(9, 1)	1.0	S	5	1	0	0	2	1	0	0	0	0	0	13	22	0.00	2.000

PITCHER		IP	WLS	BF	H	R	ER	SO	BB	IBB	HBP	BLK	WP	HR	S	P	ERA	WHIP

AB	31
R	2
H	6
RBI	2
BB	5
SO	9
LOB	15

WP: 1	PA: 38		
PB: 0			
SB: 4			
CS: 0			

Batter	1	2	3	4	5	6	7	8	9	AB	R	H	RBI	BB	SO	LOB
7 Alex Presley, L (1, 7) OBP: 0.255, SLG: 0.345	C SI 82 B SI 83 F CH 75 B SI 84 B SI 85 X SI 84 3-2 18 G4-3 22 2B 1B		C FF 86 B SI 87 F SL 81 F SI 84 X SL 81 1-2 ② G5-3		C SL 78 C CH 76 F SI 86 X EP 68 0-2 E5 18 S		X FF 88 0-0 ① P6			4	1	1	0	0	0	0
18 Neil Walker, S (1, 4) OBP: 0.328, SLG: 0.365	B SL 80 1 SAFE 1 SAFE X SL 81 1-0 ① G4-3 1-2		C CU 71 X SL 83 0-1 22 HR 1B		1 SAFE C SL 80 1 SAFE C CH 76 B EP 69 1 SAFE 1 SAFE S SL 82 1-3 ② K 1-2		C FF 90 F KC 80 B KC 79 B KC 81 C SI 89 2-3 ② K			4	1	1	0	0	2	2
22 Andrew McCutchen, R (1, 8) OBP: 0.388, SLG: 0.563	B SL 81 B SL 81 F SL 80 B FF 87 C SL 82 F CU 74 X SI 86 3-2 65 S 2-H 2B		1 SAFE 1 SAFE B SL 82 1 SAFE C SL 80 1 SAFE F SL 82 1 SAFE 1-2 X FF 66 1-H HR		I IN 64 I IN 61 I IN 60 I IN 61 4-0 IBB		S KC 79 B FF 90 X KC 80 1-1 ③ F9			3	1	2	3	1	0	0
14 Casey McGehee, R (1, 5) OBP: 0.296, SLG: 0.297	C CH 76 X SL 81 0-1 ② L4		H CU 70 1-0 HBP		B SL 82 X SL 82 1-0 ③ G5-3			C SL 84 B SL 84 F FF 95 B SL 84 F FF 95 C SL 82 2-3 ① K		3	0	0	0	0	1	3
65 Matt Haque, R (1, 3) OBP: 0.263, SLG: 0.245 31 Jose Tabata, R (8, 9) OBP: 0.280, SLG: 0.328	B FF 85 C SL 81 B SL 82 B SI 85 C SL 82 X SL 82 3-2 ③ G5-3 2-3		C SL 80 F CH 77 S FF 88 0-3 ③ K			B SI 89 B SI 90 B SI 90 C FF 90 B SI 90 4-1 46 1B BB		S SL 83 F SL 83 B FF 97 C FF 95 1-3 ② K		2 1	0 0	0 0	0 0	1 0	1 0	2 0
26 Rod Barajas, R (1, 2) OBP: 0.303, SLG: 0.399		C SI 84 F SL 81 S SI 88 0-3 ① K		C CU 72 F CH 76 B SL 81 X FF 88 1-2 E6 5 F8-4-3		C SI 90 F SI 90 S KC 80 0-3 ① K		F FF 95 S SL 83 S FF 97 0-3 ③ K		4	0	0	0	0	3	1
5 Josh Harrison, R (1, 9) OBP: 0.277, SLG: 0.391 46 Garrett Jones, L (6, PH) OBP: 0.261, SLG: 0.474 (7, 9) (8, 3)		C SI 84 X SL 82 0-1 ② G5-3		X SL 81 0-0 ①② F8-4-3 1-1		B SI 90 D SI 90 X SI 90 2-0 1-2 1B				2 1	0 0	0 1	0 0	0 0	0 0	1 0
12 Clint Barmes, R (1, 6) OBP: 0.213, SLG: 0.305		B SL 81 B CH 76 C SL 82 F CH 76 X FF 87 2-2 ③ P3		C CU 70 X CH 77 0-1 ③ G5-3		F FF 91 X KC 80 0-1 ② F8				3	0	0	0	0	0	2
34 A.J. Burnett, R (1, 1) OBP: 0.158, SLG: 0.059 44 Tony Watson, L (8, 1) 37 Juan Cruz, R (8, 1) 39 Jason Grilli, R (9, 1)			C SI 84 C FF 88 F FF 87 C CU 72 0-3 ① K		C SI 83 S SI 86 B SI 85 F SI 86 F CU 76 S CH 77 1-3 ① K		S FF 90 X FF 91 0-1 ③ G1-3			3 0 0 0	0 0 0 0	0 0 0 0	0 0 0 0	2 0 0 0	2 0 0 0	2 0 0 0
Inning Stats	R: 1 E: 0 K: 0 S: 13 H: 2 LOB: 1 BB: 0 P: 23	R: 0 E: 0 K: 1 S: 8 H: 0 LOB: 0 BB: 0 P: 10	R: 2 E: 0 K: 2 S: 16 H: 2 LOB: 1 BB: 0 P: 19	R: 0 E: 1 K: 0 S: 6 H: 0 LOB: 0 BB: 0 P: 7	R: 0 E: 1 K: 2 S: 13 H: 0 LOB: 2 BB: 1 P: 20	R: 0 E: 0 K: 1 S: 9 H: 1 LOB: 2 BB: 1 P: 15	R: 0 E: 0 K: 1 S: 6 H: 0 LOB: 0 BB: 0 P: 9	R: 0 E: 0 K: 3 S: 10 H: 0 LOB: 0 BB: 0 P: 13		1B: 3 2B: 2 3B: 0 HR: 1 SF: 0 SAC: 0 DP: 1 HBP: 1						

PITCHER		IP	WLS	BF	H	R	ER	SO	BB	IBB	HBP	BLK	WP	HR	S	P	ERA	WHIP
52 Bruce Chen, L ERA: 4.44	(1, 1)	5.0	L	22	4	3	3	5	0	1	1	0	0	1	56	79	5.40	0.800
47 Nate Adcock, R ERA: 3.42	(6, 1)	2.0		8	1	0	0	2	1	0	0	0	0	0	15	24	0.00	1.000
56 Greg Holland, R ERA: 4.26	(8, 1)	1.0		3	0	0	0	3	0	0	0	0	0	0	10	13	0.00	0.000

PITCHER	IP	WLS	BF	H	R	ER	SO	BB	IBB	HBP	BLK	WP	HR	S	P	ERA	WHIP

BOTTOM

Kansas City Royals @ Pittsburgh Pirates

PNC Park, Pittsburgh, PA

Sun Jun 10 2012, 1:38 PM - 4:33 PM EDT

Att. 25,752 - Sunny - 85 F

livebaseballscorecards.com

AB	30
R	3
H	5
RBI	3
BB	2
SO	10
LOB	13

Pittsburgh Pirates @ Baltimore Orioles

Oriole Park at Camden Yards, Baltimore, MD

Tue Jun 12 2012, 7:10 PM - 10:30 PM EDT

Att. 15,618 - Overcast - 72 F

livebaseballscorecards.com

Batter	1	2	3	4	5	6	7	8	9	AB	R	H	RBI	BB	SO	LOB
7 Alex Presley, L (1, 7) OBP: 0.260, SLG: 0.349	C FF 91 C FF 91 B FF 94 B SL 82 X FF 91 2-2 ① F8	B FF 92 C SI 91 B SL 82 F FF 91 X FF 91 2-2 ③ F7 1-2			C FF 92 F FF 91 C FF 93 0-3 ② K		X FF 91 0-0 18 G6-3 22 SF9 2B 1-3		C FF 92 B FC 84 B CU 80 B FF 91 B FF 92 4-1 18 HR BB	4	2	1	0	1	1	1
18 Neil Walker, S (1, 4) OBP: 0.329, SLG: 0.384	F FF 91 C FF 91 B FF 91 F FF 92 B CU 72 C SI 92 2-3 ② K	C CH 83 B FF 92 X SL 84 1-1 ① G6-3			F FF 92 X FF 91 0-1 2B		B SI 92 F FF 91 C FF 92 D CH 85 X FF 93 2-2 ① G6-3 2-3 3-H		F FF 91 B FC 87 X CU 79 1-1 1-H HR	5	1	2	3	0	1	1
22 Andrew McCutchen, R (1, 8) OBP: 0.384, SLG: 0.557	C FF 91 X SL 83 0-1 14 S 65 1B 1B	C FF 91 X CH 85 0-1 ② G5-3			F FF 92 X FF 92 0-1 ③ F9		B CH 86 B SL 85 T SL 82 F SI 91 X SL 84 2-2 ② SF9 3-H		F SI 94 F SI 93 B CH 87 S FF 94 1-3 ② K	4	1	1	1	0	1	1
14 Casey McGehee, R (1, 3) OBP: 0.314, SLG: 0.331	1 SAFE B FF 90 B FF 90 B FF 92 B SI 90 4-0 65 E 65 1B 1-2 BB	C FF 91 B FF 92 B FF 91 B CH 83 B CH 83 4-1 BB				C FF 91 B CH 83 B FF 92 X FF 90 2-1 HR	B SL 84 B SL 85 X FF 91 2-0 1B		F SI 95 X SI 93 0-1 ③ G5-3	3	1	2	1	2	0	0
65 Matt Hague, R (1, 10) OBP: 0.262, SLG: 0.246	X SL 80 0-0 E8 1-3 2-H 1B	B FF 91 C FF 92 B FF 91 X FF 90 2-1 ③ G4-3				F FF 91 X FF 91 0-1 ① G6-3	C FF 90 S FF 90 S FF 91 0-3 ③ K			4	0	1	1	0	1	2
24 Pedro Alvarez, L (1, 5) OBP: 0.259, SLG: 0.391	C FF 92 B SL 81 B SL 80 F FF 90 C FF 91 2-3 ③ K			C SL 81 F FF 91 C FF 92 0-3 ① K		C FF 92 F SL 84 B SL 84 X SL 82 1-2 ② G6-3		C FF 90 C SL 85 X FF 90 0-2 ① F8		4	0	0	0	0	2	2
31 Jose Tabata, R (1, 9) OBP: 0.284, SLG: 0.332		B FF 90 C FF 90 C FF 91 F FF 91 X SL 82 1-2 7 S 1B		C FF 91 B FF 92 X FF 91 1-1 ② G6-3		F FF 91 B FF 92 X FF 92 1-1 26 FC6-4 1B		C CU 80 B FF 91 S FF 92 S SI 92 1-3 ② K		4	0	2	0	0	1	0
26 Rod Barajas, R (1, 2) OBP: 0.295, SLG: 0.387		B FF 90 C CH 84 X CH 82 1-1 ① F7		F FF 92 X FF 91 0-1 ③ P3		1 SAFE 1 SAFE B FF 91 1 SAFE S CH 84 F FF 90 B SI 91 X CH 84 2-2 ③ FC6-4 1-2f		B CH 87 F CH 81 F CH 87 F FF 90 S CU 72 1-3 ③ K		4	0	0	0	0	1	2
12 Clint Barmes, R (1, 6) OBP: 0.213, SLG: 0.304		B FF 91 C SL 81 C FF 91 D FF 92 1 SAFE X FF 90 2-2 ② F9			B CU 70 C FF 90 B SI 90 F FF 90 B CH 79 X FF 90 3-2 ① G5-3		B FF 91 C FF 89 X SL 80 1-1 7 2B 18 G6-3 1B		B FF 90 C FF 92 X FC 87 1-1 ① P4	4	1	1	0	0	0	1
Inning Stats	R: 1 E: 1 K: 2 S: 13 H: 2 LOB: 2 BB: 1 P: 23	R: 0 E: 0 K: 0 S: 12 H: 1 LOB: 1 BB: 0 P: 18	R: 0 E: 0 K: 0 S: 7 H: 0 LOB: 1 BB: 1 P: 14	R: 0 E: 0 K: 1 S: 7 H: 0 LOB: 0 BB: 0 P: 8	R: 0 E: 0 K: 1 S: 10 H: 1 LOB: 1 BB: 0 P: 13	R: 1 E: 0 K: 0 S: 12 H: 2 LOB: 1 BB: 0 P: 18	R: 2 E: 0 K: 1 S: 13 H: 3 LOB: 1 BB: 0 P: 20	R: 0 E: 0 K: 2 S: 10 H: 0 LOB: 0 BB: 0 P: 12	R: 2 E: 0 K: 1 S: 10 H: 1 LOB: 0 BB: 1 P: 17	1B: 6 2B: 2 3B: 0 HR: 2 SF: 1 SAC: 0 DP: 0 HBP: 0						

	AB	36
	R	6
	H	10
	RBI	6
	BB	3
	SO	8
	LOB	10

WP: 0 PA: 40
PB: 0
SB: 2
CS: 0

PITCHER		IP	WLS	BF	H	R	ER	SO	BB	IBB	HBP	BLK	WP	HR	S	P	ERA	WHIP
16 Wei-Yin Chen, L ERA: 3.68	(1, 1)	6.1	W	29	8	4	4	4	2	0	0	0	0	1	67	103	5.68	1.579
38 Luis Ayala, R ERA: 1.82	(7, 1)	1.2		6	1	0	0	3	0	0	0	0	0	0	17	23	0.00	0.600
63 Kevin Gregg, R ERA: 4.58	(9, 1)	0.1		3	1	2	2	0	1	0	0	0	0	1	5	11	54.00	6.000
43 Jim Johnson, R ERA: 1.26	(9, 1)	0.2	S	2	0	0	0	1	0	0	0	0	0	0	5	6	0.00	0.000

PITCHER	IP	WLS	BF	H	R	ER	SO	BB	IBB	HBP	BLK	WP	HR	S	P	ERA	WHIP

Batter	1	2	3	4	5	6	7	8	9	AB	R	H	RBI	BB	SO	LOB
1 Brian Roberts, S (1, 4) OBP: 0.600, SLG: 0.750	B FF 91 C FF 92 B FF 92 F FF 91 B FF 93 X FF 93 3-2 19 G3-6-1 1B		F FF 90 S CH 83 S CU 82 0-3 ② K	C CU 78 B FF 90 B FF 91 F CH 82 1 SAFE X CU 80 2-2 1-3 1B		C SI 92 F CU 82 F CU 82 X FF 92 0-2 ① SF9 2-3 3-H		B SI 87 F SI 87 B SI 87 X SI 86 2-1 2 FC6-4 1B		4	0	3	1	0	1	0
2 J.J. Hardy, R (1, 6) OBP: 0.293, SLG: 0.443	B FF 92 B FF 92 1 SAFE X FF 91 2-0 ① L5		B CU 79 B FF 90 C FF 91 B FF 91 C FF 92 X FF 92 3-2 19 1B 10 1B	B FF 91 F FF 90 X FF 91 1-1 ③ P2		B CU 80 C FF 93 S FF 94 X FF 94 1-2 19 HR 3-H 1B		C CH 80 B SI 88 F SI 86 F SL 80 X FF 86 1-2 ① FC6-4 10 1B 1-2f		5	2	2	1	0	0	4
19 Chris Davis, L (1, 10) OBP: 0.341, SLG: 0.518	C CU 79 F FF 91 1 SAFE B FF 90 X CU 81 1-2 ②③ G3-6-1 1-2f		B CH 82 X CH 84 1-0 10 1B 1-3 1B		B FF 90 S CU 81 B FF 92 F CU 79 F CU 83 B CU 81 F CU 80 F FF 91 F FF 90 3-2 ① X CU 80 F7	X FF 92 0-0 1-H HR		B SL 75 C SL 76 B SI 88 C SI 88 B FF 88 F SI 87 X SL 75 3-2 ② P5		5	1	2	2	0	0	2
10 Adam Jones, R (1, 8) OBP: 0.353, SLG: 0.589		B FF 90 C FF 91 B CU 80 X FF 92 2-1 32 G3 12 HR 2B	C FF 92 X FF 92 0-1 32 BB 1-3 3-H 1B		B CH 83 B CU 80 X FF 92 2-0 HR	B FF 94 F CU 82 F FF 94 B CU 82 F CU 82 X FF 94 2-2 ② L4		X SI 86 0-0 32 FC6-4 1-2 1B		5	2	4	2	0	0	1
32 Matt Wieters, S (1, 2) OBP: 0.333, SLG: 0.441		X SI 90 0-0 ① G3 2-3	B FF 91 B FF 90 B SI 90 F FF 91 B FF 90 4-1 1-2 BB		B FC 88 C SL 77 S FF 92 X FC 87 1-2 ② F7	B FF 92 S CU 80 C FF 93 X CU 84 1-2 ③ G1-3		B SI 86 X CH 80 1-0 ③ FC6-4 1-2f		4	0	0	0	1	0	4
24 Wilson Betemit, S (1, 5) OBP: 0.290, SLG: 0.373 11 Robert Andino, R (7, PH) OBP: 0.298, SLG: 0.330 (8, 5)		B FF 92 C CH 85 S CU 82 S CU 83 1-3 ② K	C CU 80 B FF 90 F FF 91 C CU 81 1-3 ③ K		B SL 78 S CH 84 B FF 94 C FC 87 B SL 78 B SL 76 4-2 BB		B SI 86 B SI 85 B SI 87 B FF 87 4-0 51 G6-4-3 12 1B BB			2 0	0 0	0 0	0 0	1 1	2 0	4 0
12 Mark Reynolds, R (1, 3) OBP: 0.352, SLG: 0.377		B CU 80 B CU 82 X CU 81 2-0 3-H HR	X FF 91 0-0 ① F9	B FC 87 B FC 89 C FC 86 B FF 93 1 SAFE C SL 81 S FF 94 3-3 ③ K			B CH 81 C SI 88 B SI 87 F SI 88 F SL 78 B SI 88 X SI 86 3-2 51 G6-4-3 1-2 1B		4	1	2	2	0	1	1
51 Steve Pearce, R (1, 7) OBP: 0.222, SLG: 0.294		C FF 92 B FF 92 F FF 92 X CU 81 1-2 ③ F8		C FF 90 F FF 91 F FF 93 F FF 92 B CU 82 B CU 82 X FF 93 2-2 1 1B 1B		C FF 91 S CU 80 F FF 92 X CU 82 0-2 E6 9 E 9 1B 1 SF9		B SI 88 B SI 88 B FF 88 C FF 88 F FF 88 X FF 88 3-2 ①② G6-4-3 1-2f 2-3		4	1	1	0	0	0	2
9 Endy Chavez, L (1, 9) OBP: 0.193, SLG: 0.210 3 Ryan Flaherty, L (6, PR) OBP: 0.211, SLG: 0.224 (7, 9)			C FF 90 C FF 90 F FF 91 X FF 92 0-2 ① G4-3	F FF 91 C CU 80 X CU 81 0-2 ② L6		X FF 93 0-0 E1 1 SF9 2 1B 1-3 1B	C SL 78 X SL 78 0-1 ③ G4-3			3 1	0 1	1 0	0 0	0 0	0 0	1 1
Inning Stats	R: 0 E: 0 K: 0 S: 7 H: 1 LOB: 0 BB: 0 P: 13	R: 2 E: 0 K: 1 S: 10 H: 2 LOB: 0 BB: 0 P: 16	R: 1 E: 0 K: 2 S: 17 H: 3 LOB: 3 BB: 1 P: 26	R: 0 E: 0 K: 0 S: 14 H: 2 LOB: 2 BB: 0 P: 19	R: 1 E: 0 K: 1 S: 16 H: 1 LOB: 1 BB: 1 P: 29	R: 4 E: 2 K: 0 S: 20 H: 3 LOB: 1 BB: 0 P: 24	R: 0 E: 0 K: 0 S: 9 H: 1 LOB: 1 BB: 1 P: 19	R: 0 E: 0 K: 0 S: 12 H: 2 LOB: 2 BB: 0 P: 19		1B: 11 2B: 1 3B: 0 HR: 3 SF: 1 SAC: 0 DP: 2 HBP: 0		WP: 0 PB: 0 SB: 0 CS: 0 PA: 41			

BOTTOM

Pittsburgh Pirates @ Baltimore Orioles

Oriole Park at Camden Yards, Baltimore, MD

Tue Jun 12 2012, 7:10 PM - 10:30 PM EDT

Att. 15,618 - Overcast - 72 F

livebaseballscorecards.com

AB	37
R	8
H	15
RBI	8
BB	3
SO	4
LOB	20

PITCHER		IP	WLS	BF	H	R	ER	SO	BB	IBB	HBP	BLK	WP	HR	S	P	ERA	WHIP
32 Brad Lincoln, R ERA: 3.15	(1, 1)	4.1	L	22	9	4	4	3	1	0	0	0	0	2	56	87	8.31	2.308
37 Juan Cruz, R ERA: 2.01	(5, 1)	0.2		3	0	0	0	1	1	0	0	0	0	0	8	16	0.00	1.500
30 Chris Resop, R ERA: 4.15	(6, 1)	1.0		7	3	4	3	0	0	0	0	0	0	1	20	24	27.00	3.000
43 Doug Slaten, L ERA:	(7, 1)	2.0		9	3	0	0	0	1	0	0	0	0	0	21	38	0.00	2.000

PITCHER	IP	WLS	BF	H	R	ER	SO	BB	IBB	HBP	BLK	WP	HR	S	P	ERA	WHIP

Batter	1	2	3	4	5	6	7	8	9	AB	R	H	RBI	BB	SO	LOB
7 Alex Presley, L (1, 7) OBP: 0.264, SLG: 0.357	B FF 92 F FF 93 X FF 92 1-1 ① L7		C SI 94 B CU 76 B CH 87 X FF 94 2-1 ② F9		B SI 92 C SI 92 B SL 85 X SI 92 2-1 2B		C FF 93 X FF 92 0-1 18 G3 1-2 2-3 1B		B SI 97 B SI 96 C SI 97 X SI 96 2-1 ② FC7-1 1-2 2-3f	5	0	2	0	0	0	2
18 Neil Walker, S (1, 4) OBP: 0.322, SLG: 0.376	B FF 94 F SI 94 B CH 87 C FF 94 S CU 78 2-3 ② K		B CU 79 C SI 93 T FF 93 F CU 80 S CH 88 1-3 ③ K		B FF 92 C SI 92 C FF 93 B SI 92 S CU 78 2-3 ② K		D CH 86 X SI 92 1-0 ② G3 1-2 2-3 3-H		C SI 98 X FF 98 0-1 ③ G4-3	5	0	0	1	0	3	5
22 Andrew McCutchen, R (1, 8) OBP: 0.382, SLG: 0.551	B FF 94 S FF 95 B SL 87 S FF 94 X FF 94 2-2 1B			C FF 94 B SI 93 C SI 93 X CH 88 1-2 ① G6-3	C SL 84 C FF 93 S FF 93 0-3 ③ K		B FF 92 B SL 86 C SI 91 F SI 92 D SL 86 X SI 92 3-2 ③ G5-3			4	0	1	0	0	1	3
46 Garrett Jones, L (1, 10) OBP: 0.262, SLG: 0.471 65 Matt Hague, R (8, PH) OBP: 0.258, SLG: 0.241 (8, 10)	B FF 94 F FF 93 C FF 94 S CU 80 1-3 ③ K			B SI 94 B FF 89 X SI 95 2-0 24 FC1-6 14 1B 1B		B SI 92 X FF 92 1-0 ① G4-3		C SI 88 C SI 89 B SL 83 S SI 90 1-3 ① K		3 1	0 0	1 0	0 0	0 0	1 1	1 0
14 Casey McGehee, R (1, 3) OBP: 0.319, SLG: 0.344		C FF 92 F CU 78 B FF 93 B CU 79 X SL 84 2-2 2B		B SI 93 X FF 93 1-0 24 FC1-6 1-2 1B		C CU 76 C CU 76 S FF 92 0-3 ② K		B SL 80 X CH 83 1-0 ② G4-3		4	0	2	0	0	1	0
24 Pedro Alvarez, L (1, 5) OBP: 0.254, SLG: 0.382		S FF 94 C FF 94 S SI 95 0-3 ① K		B SI 94 X FF 95 1-0 ② FC1-6 31 BB 1-2f 2-3		B CU 76 S CH 86 C SI 91 B CH 86 X SI 93 2-2 ③ G4-3		F SL 81 S SL 82 B SI 90 X CU 76 1-2 ③ L4		4	0	0	0	0	1	3
31 Jose Tabata, R (1, 9) OBP: 0.292, SLG: 0.342		F FF 94 S SI 94 B FF 94 F FF 94 F FF 93 B SI 93 F SI 94 S SI 94 2-3 ② K		B SI 93 B FF 94 B SI 94 C FF 94 F FF 93 B SI 94 4-2 12 FC6-4 1-2 BB			C SI 91 B SL 84 B FF 91 X SI 92 2-1 7 1B 55 HBP 18 G3 1B		B FF 96 B FF 96 B FF 96 C FF 97 X FF 97 3-1 7 FC7-1 2B	3	1	2	0	1	1	1
12 Clint Barmes, R (1, 6) OBP: 0.210, SLG: 0.299 5 Josh Harrison, R (8, 6) OBP: 0.284, SLG: 0.391		S CU 79 C CU 79 S FF 94 0-3 ③ K		X SI 93 0-0 ③ FC6-4 1-2f			B FF 92 C FF 92 X SL 85 1-1 ① F8		B FF 98 B SL 81 B FF 98 B FF 96 4-0 7 FC7-1 BB	3 0	0 0	0 0	0 0	1 1	0 0	5 0
55 Michael McKenry, R (1, 2) OBP: 0.275, SLG: 0.383			C FF 92 B SL 84 X SI 93 1-1 ① F8		B SI 90 X FF 93 1-0 ① P6		H FF 91 1-0 18 G3 7 1B 1-2 HBP		B FF 98 C SI 98 F FF 98 C SL 82 1-3 ① K	3	0	0	0	0	1	2
Inning Stats	R: 0 E: 0 K: 2 S: 11 H: 1 LOB: 1 BB: 0 P: 17	R: 0 E: 0 K: 3 S: 15 H: 1 LOB: 1 BB: 0 P: 19	R: 0 E: 0 K: 1 S: 8 H: 0 LOB: 0 BB: 0 P: 12	R: 0 E: 0 K: 0 S: 9 H: 2 LOB: 3 BB: 1 P: 18	R: 0 E: 0 K: 2 S: 9 H: 1 LOB: 1 BB: 0 P: 14	R: 0 E: 0 K: 1 S: 7 H: 0 LOB: 0 BB: 0 P: 10	R: 1 E: 0 K: 0 S: 10 H: 2 LOB: 2 BB: 0 P: 18	R: 0 E: 0 K: 1 S: 7 H: 0 LOB: 0 BB: 0 P: 10	R: 0 E: 0 K: 1 S: 9 H: 1 LOB: 2 BB: 1 P: 19	1B: 5 2B: 3 3B: 0 HR: 0 SF: 0 SAC: 0 DP: 0 HBP: 1						

TOP

Pittsburgh Pirates @ Baltimore Orioles

Oriole Park at Camden Yards, Baltimore, MD

Wed Jun 13 2012, 7:09 PM - 9:48 PM EDT

Att. 23,238 - Clear - 76 F

livebaseballscorecards.com

AB	35
R	1
H	8
RBI	1
BB	2
SO	11
LOB	22

WP: 0 PA: 38
PB: 0
SB: 0
CS: 0

PITCHER		IP	WLS	BF	H	R	ER	SO	BB	IBB	HBP	BLK	WP	HR	S	P	ERA	WHIP
34 Jake Arrieta, R ERA: 5.89	(1, 1)	7.0	W	30	7	1	1	9	1	0	1	0	0	0	69	108	1.29	1.143
40 Troy Patton, L ERA: 3.64	(8, 1)	1.0		3	0	0	0	1	0	0	0	0	0	0	7	10	0.00	0.000
47 Pedro Strop, R ERA: 1.44	(9, 1)	1.0		5	1	0	0	1	1	0	0	0	0	0	9	19	0.00	2.000

PITCHER	IP	WLS	BF	H	R	ER	SO	BB	IBB	HBP	BLK	WP	HR	S	P	ERA	WHIP

Batter	1	2	3	4	5	6	7	8	9	AB	R	H	RBI	BB	SO	LOB
1 Brian Roberts, S (1, 4) OBP: 0.300, SLG: 0.333	C FF 90 B SI 89 F SI 90 B CU 78 X FF 90 2-2 ① G6-3	X CH 84 0-0 ② F8			C FC 90 C SL 88 B SL 86 S CU 78 1-3 ① K	B FF 92 B CH 84 X SI 90 2-0 ③ F7		S FF 96 S SL 88 S SL 88 0-3 ③ K		5	0	0	0	0	2	4
2 J.J. Hardy, R (1, 6) OBP: 0.300, SLG: 0.448	B SI 90 C FF 91 X SL 88 1-1 19 2B 1B	B SL 88 X CU 78 1-0 ③ FC5-4 2-3			B SL 88 B FF 90 F SI 91 X FF 91 2-1 1B		B SI 93 C SI 93 B SI 93 B CH 86 X SI 95 3-1 19 HR 1B			4	2	3	0	0	0	1
19 Chris Davis, L (1, 10) OBP: 0.344, SLG: 0.538	B SI 90 B SI 90 B FF 91 S SI 89 T SI 90 X SI 91 3-2 1-H 2B		F CH 87 X SI 91 0-1 ① F9		B CU 76 B CU 77 F SL 88 X SL 89 2-1 ② F8		F SL 84 F SL 85 F SI 93 1 SAFE B SI 94 1 SAFE X SL 85 1-2 1-H HR			4	1	2	3	0	0	1
10 Adam Jones, R (1, 8) OBP: 0.352, SLG: 0.582	B SL 89 B SL 89 B FF 92 C SI 91 B FC 90 4-1 32 G3-6-1 BB		C FF 91 B CU 77 X FC 90 1-1 ② L8		F CU 76 B SL 87 X CU 76 1-1 ③ G1-3		C SI 93 B SI 94 F SI 94 B SI 94 S SL 86 2-3 ① K			3	0	0	0	1	1	1
32 Matt Wieters, S (1, 2) OBP: 0.328, SLG: 0.433	C CH 88 B FC 90 B CU 76 D CH 86 X CH 86 3-1 ②③ G3-6-1 1-2f		B FF 92 X CH 88 1-0 ③ G4-3			X SL 84 0-0 ① L9	B SI 95 B CH 87 F SI 94 X SI 94 2-1 ② F9			4	0	0	0	0	0	2
12 Mark Reynolds, R (1, 3) OBP: 0.356, SLG: 0.388		X FF 91 0-0 24 2B 1B		C FF 90 B CU 77 B CU 76 X SL 88 2-1 E7 24 SF9 2B		B SL 86 C FF 90 F CU 76 B SI 90 X FF 92 2-2 ② L8	C SL 83 S SI 93 B SI 95 B SL 85 C SL 84 2-3 ③ K			4	2	2	0	0	1	0
24 Wilson Betemit, S (1, 5) OBP: 0.300, SLG: 0.408		F CU 77 C SL 89 B FC 89 D CU 77 X FF 88 2-2 51 1B 1-H 2B		F CU 78 F CU 77 B CU 77 X CU 77 1-2 ① SF9 3-H		B SI 91 C SI 89 X CU 78 1-1 HR		C FF 94 X FF 95 0-1 51 FC4-6 1B		3	2	3	3	0	0	0
51 Steve Pearce, R (1, 7) OBP: 0.273, SLG: 0.333		B SI 91 C SL 86 X FF 90 1-1 2 FC5-4 3 SH1 2-H 1B		B FF 91 C SI 92 X FF 92 1-1 ② G5-3		X SL 89 0-0 3 1B 1B		B FF 96 X FF 96 1-0 ① FC4-6 1-2f		4	0	2	1	0	0	1
3 Ryan Flaherty, L (1, 9) OBP: 0.216, SLG: 0.229		B SI 89 F SI 91 X CH 86 1-1 ① SH1 1-2		B SI 92 F SI 92 S SL 88 F CU 77 B CU 77 X CH 84 2-2 ③ G4-3		B SL 86 B CH 84 X SL 87 2-0 1-2 1B		B FF 96 F FF 95 B FF 94 S FF 96 T FF 96 2-2 ② K		3	0	1	0	0	1	1
Inning Stats	R: 1 E: 0 K: 0 S: 11 H: 2 LOB: 1 BB: 1 P: 24	R: 2 E: 0 K: 0 S: 10 H: 3 LOB: 1 BB: 0 P: 15	R: 0 E: 0 K: 0 S: 5 H: 0 LOB: 0 BB: 0 P: 7	R: 1 E: 1 K: 0 S: 11 H: 1 LOB: 1 BB: 0 P: 17	R: 0 E: 0 K: 1 S: 9 H: 1 LOB: 1 BB: 0 P: 15	R: 1 E: 0 K: 0 S: 9 H: 3 LOB: 2 BB: 0 P: 16	R: 2 E: 0 K: 2 S: 14 H: 2 LOB: 0 BB: 0 P: 24	R: 0 E: 0 K: 2 S: 9 H: 1 LOB: 1 BB: 0 P: 12		1B: 8 2B: 3 3B: 0 HR: 2 SF: 1 SAC: 1 DP: 1 HBP: 0		WP: 0 PB: 0 SB: 0 CS: 0 PA: 37		

PITCHER		IP	WLS	BF	H	R	ER	SO	BB	IBB	HBP	BLK	WP	HR	S	P	ERA	WHIP
29 Kevin Correia, R ERA: 4.43	(1, 1)	6.0	L	28	10	5	4	1	1	0	0	0	0	1	55	94	6.00	1.833
44 Tony Watson, L ERA: 4.26	(7, 1)	1.0		5	2	2	2	2	0	0	0	0	0	1	14	24	18.00	2.000
52 Joel Hanrahan, R ERA: 2.52	(8, 1)	1.0		4	1	0	0	2	0	0	0	0	0	0	9	12	0.00	1.000

PITCHER	IP	WLS	BF	H	R	ER	SO	BB	IBB	HBP	BLK	WP	HR	S	P	ERA	WHIP

BOTTOM

Pittsburgh Pirates @ Baltimore Orioles

Oriole Park at Camden Yards, Baltimore, MD

Wed Jun 13 2012, 7:09 PM - 9:48 PM EDT

Att. 23,238 - Clear - 76 F

livebaseballscorecards.com

AB	34
R	7
H	13
RBI	7
BB	1
SO	5
LOB	11

Batter	1	2	3	4	5	6	7	8	9	AB	R	H	RBI	BB	SO	LOB
7 Alex Presley, L (1, 7) OBP: 0.256, SLG: 0.346	C FF 92 C CU 77 F FF 93 X CH 86 0-2 ① G6-3			C CU 76 X CH 83 0-1 ① F8	F FF 91 C SI 92 S FC 90 0-3 ③ K		X SI 83 0-0 ③ F7		B SL 83 C FF 89 X SL 82 1-1 ② G3 1-2 3-H	5	0	0	1	0	1	2
18 Neil Walker, S (1, 4) OBP: 0.316, SLG: 0.367	B FF 92 S FF 93 F CH 85 S FF 94 1-3 ② K			B FC 87 X FF 92 1-0 ② G4-3		B FF 90 C FF 91 X CH 86 1-1 ① L7		C FF 89 B CH 83 B FF 89 C SL 83 B SI 90 F SI 89 X SI 90 3-2 ① P3	C CH 83 B FF 90 B SL 83 B SI 90 C SI 90 F SI 90 X SI 89 3-2 ③ F8	5	0	0	0	0	1	1
22 Andrew McCutchen, R (1, 8) OBP: 0.384, SLG: 0.550	F FF 94 F FF 93 B FC 89 S FC 87 1-3 ③ K			C FF 93 X FC 88 0-1 ③ F9		C FC 87 X FF 94 0-1 46 2B 14 G5-3 1B		C SL 82 X SI 90 0-1 46 S 1B		4	1	2	0	0	1	0
46 Garrett Jones, L (1, 10) OBP: 0.268, SLG: 0.479		B FF 92 C FF 93 B FC 88 X FC 88 2-1 ① P5			B CU 78 C FF 91 F FF 92 B FF 93 X FC 89 2-2 14 1B 26 HR 1B	C FF 89 B CU 77 B FF 91 F FF 92 X FC 89 2-2 1-3 24 1B 2B		B FF 89 C SL 83 B SL 82 T FF 89 S SI 91 2-3 ② K 1-2		4	2	2	0	0	1	1
14 Casey McGehee, R (1, 3) OBP: 0.324, SLG: 0.344		C CU 78 X FF 91 0-1 ② P3			X FF 88 0-0 1-2 26 HR 1B	C FF 91 X FF 91 0-1 3-H ② G5-3		B SL 82 B FF 89 C FF 89 C SL 82 B SL 81 B SL 82 4-2 BB		3	1	1	1	1	0	1
24 Pedro Alvarez, L (1, 5) OBP: 0.254, SLG: 0.379		B FF 93 S CH 86 F CH 85 S FF 94 1-3 ③ K			B SI 92 X SI 92 1-0 ① F7	B CH 85 B CH 85 X FF 93 2-0 2-H 31 FC6-4 1B		B SL 82 B FF 89 C FF 89 B FF 90 S FF 90 X FF 90 3-2 ③ F8		4	0	1	1	0	1	4
31 Jose Tabata, R (1, 9) OBP: 0.291, SLG: 0.345			B FF 93 X FF 94 1-0 ① G4-3		B FF 91 F FC 89 B FF 92 F FF 89 B FF 94 S SI 94 3-3 ② K	1 SAFE F FF 91 1 SAFE S SI 91 F FF 93 B FF 92 X FF 91 1-2 ③ FC6-4 1-2f			C SI 87 X FF 89 0-1 12 1B 7 G3 2B	4	1	1	0	0	1	3
26 Rod Barajas, R (1, 2) OBP: 0.294, SLG: 0.404			B FF 93 F FF 92 X SL 87 1-1 ② P3		X FF 93 0-0 1-H 2-H HR		F SI 84 C SL 78 B FF 85 T FF 86 1-2 ① K		C FF 88 B CH 84 F FF 89 X SI 89 1-2 ① G6-3	4	1	1	3	0	1	1
12 Clint Barmes, R (1, 6) OBP: 0.216, SLG: 0.303			C FF 93 X FF 94 0-1 ③ F8		C FF 91 B CU 80 X CU 80 1-1 1B		C SL 76 B SI 84 X SI 84 1-1 ② F9		C SI 89 C SL 81 F SI 89 B SI 90 F SI 89 X SL 81 1-2 7 G3 2-3 1B	4	0	2	0	0	0	0
Inning Stats	R: 0 E: 0 K: 2 S: 10 H: 0 LOB: 0 BB: 0 P: 12	R: 0 E: 0 K: 1 S: 7 H: 0 LOB: 0 BB: 0 P: 10	R: 0 E: 0 K: 0 S: 5 H: 0 LOB: 0 BB: 0 P: 7	R: 0 E: 0 K: 0 S: 5 H: 0 LOB: 0 BB: 0 P: 6	R: 3 E: 0 K: 2 S: 14 H: 4 LOB: 1 BB: 0 P: 21	R: 2 E: 0 K: 0 S: 14 H: 3 LOB: 1 BB: 0 P: 20	R: 0 E: 0 K: 1 S: 6 H: 0 LOB: 0 BB: 0 P: 8	R: 0 E: 0 K: 1 S: 14 H: 1 LOB: 2 BB: 1 P: 26	R: 1 E: 0 K: 0 S: 16 H: 2 LOB: 1 BB: 0 P: 22	1B: 7 2B: 2 3B: 0 HR: 1	SF: 0 SAC: 0 DP: 0 HBP: 0	WP: 0 PB: 0 SB: 1 CS: 0	PA: 38			

PITCHER		IP	WLS	BF	H	R	ER	SO	BB	IBB	HBP	BLK	WP	HR	S	P	ERA	WHIP
29 Tommy Hunter, R ERA: 5.58	(1, 1)	6.0	W	25	7	5	5	5	0	0	0	0	0	1	55	76	7.50	1.167
56 Darren O'Day, R ERA: 1.72	(7, 1)	1.0		3	0	0	0	1	0	0	0	0	0	0	6	8	0.00	0.000
37 Dana Eveland, L ERA: 3.47	(8, 1)	2.0		10	3	1	1	1	1	0	0	0	0	0	30	48	4.50	2.000

PITCHER	IP	WLS	BF	H	R	ER	SO	BB	IBB	HBP	BLK	WP	HR	S	P	ERA	WHIP

TOP

Pittsburgh Pirates @ Baltimore Orioles

Oriole Park at Camden Yards, Baltimore, MD

Thu Jun 14 2012, 7:08 PM - 10:12 PM EDT

Att. 29,995 - Partly Cloudy - 79 F

livebaseballscorecards.com

AB	37
R	6
H	10
RBI	6
BB	1
SO	7
LOB	13

Batter	1	2	3	4	5	6	7	8	9	AB	R	H	RBI	BB	SO	LOB
1 Brian Roberts, S (1, 4) OBP: 0.267, SLG: 0.286	B FF 88 B FF 87 C SI 87 L SI 87 B CU 76 X FF 86 3-2 19 BB 32 1B 1B	B SI 90 B SI 90 B SI 90 C SI 88 X SI 86 3-1 ② F9		B FS 83 C CH 75 F CH 74 X SI 90 1-2 ① F7	C FF 93 B SL 85 F FF 93 X CU 81 1-2 ② P6		C CU 79 X CU 82 0-1 ② G4-3			5	1	1	0	0	0	0
2 J.J. Hardy, R (1, 6) OBP: 0.301, SLG: 0.451	B CU 75 C CU 76 X SI 90 1-1 ① F8	B CH 76 X SI 90 1-0 ③ P2		B CH 74 C CU 74 S CU 76 F CU 75 B FF 89 B SI 90 X SI 89 3-2 19 1B 32 1B 1B	C FF 93 C CU 80 F FF 95 B FF 94 S CU 83 1-3 ③ K		B FF 93 F CU 80 B CU 81 X CU 80 2-1 19 WP 2B			5	1	2	0	0	1	1
19 Chris Davis, L (1, 10) OBP: 0.350, SLG: 0.542	F FF 90 C SI 91 F CU 74 B FF 88 1 SAFE B FF 89 F SI 91 D CU 76 F FF 90 4-2 B SI 92 32 1B 12 2B 1-2 BB		B CU 76 X SI 87 1-0 32 2B 2B	C SI 86 S FF 87 X FS 85 0-2 10 G2-3 32 1B 1-3 1B		S CU 81 B CH 85 S CU 82 F CU 82 T CU 78 1-2 ① K	F CU 81 B FF 93 B CH 85 S CU 80 X CU 83 2-2 ③ G4-3 2-3			4	3	2	0	1	1	1
10 Adam Jones, R (1, 8) OBP: 0.353, SLG: 0.580	C CU 78 T SI 91 F CU 75 B SI 90 X CH 76 1-2 ② F8		F SI 90 F SI 90 H FS 82 1-2 32 2B HBP	C CH 79 X CH 81 0-1 ② G2-3 1-2		X FF 95 0-0 32 2B 2B		B SI 92 S SI 92 S SI 93 F SI 93 B SL 84 B FF 93 T SI 94 3-2 ① K		4	1	1	0	0	1	4
32 Matt Wieters, S (1, 2) OBP: 0.338, SLG: 0.451	X SI 90 0-0 12 2B 51 2B 1-2 2-H 1B		C SI 91 F CH 74 X FF 90 0-2 1-3 2-H 2B	B CH 79 X CH 81 1-0 12 2B 51 HR 2-H 3-H 1B		B FF 92 X CU 80 1-0 12 1B 2-H 2B		B SI 94 X SI 93 1-0 ② G5-3		5	2	4	5	0	0	0
12 Mark Reynolds, R (1, 3) OBP: 0.369, SLG: 0.439	C CU 74 S SI 92 X CU 76 0-2 51 2B 1-3 2-H 2B		B FF 90 D CH 77 S CU 76 F SI 89 B SI 89 X CU 77 3-2 ① L5	B SI 89 S CH 81 B SI 88 F FF 88 X CH 82 2-2 51 HR 1-3 2B		C FF 93 X FF 93 0-1 6 FC6-4 2-3 1B		C SI 93 S SL 84 B SL 85 X SL 83 1-2 HR		5	3	4	2	0	0	2
51 Steve Pearce, R (1, 9) OBP: 0.333, SLG: 0.520 (9, 7)	D CU 77 C CU 76 X CU 77 1-1 2-H 3-H 2B		C FF 88 X SI 89 0-1 ② P4	B CH 82 B SI 88 C SI 88 S SI 87 X SI 89 2-2 2-H 3-H HR		B CU 81 X FF 94 1-0 ② F7		B SI 93 S FF 93 B FF 92 B FF 93 B FF 92 4-1 BB		4	1	2	5	1	0	4
6 Steve Tolleson, R (1, 7) OBP: 0.273, SLG: 0.415 36 Nick Johnson, L (8, PH) OBP: 0.303, SLG: 0.403 3 Ryan Flaherty, L (9, 9) OBP: 0.216, SLG: 0.229	B SI 92 D CH 79 F SI 91 S SI 90 F SI 90 X CU 77 2-2 ③ G6-3		B CU 74 B SI 89 B CU 74 B SI 86 4-0 BB	X SI 87 0-0 ③ F8		F FF 92 C FF 92 X CU 81 0-2 ③ FC6-4 1-2f		B SI 92 C SI 92 X SI 92 1-1 ③ G3-1		3 1 0	0 0 0	0 0 0	0 0 0	1 0 0	0 0 0	3 1 0
11 Robert Andino, R (1, 5) OBP: 0.293, SLG: 0.324		C SI 88 F FF 89 C SI 90 0-3 ① K	B CU 74 C SI 89 F SI 89 X CU 75 1-2 ③ G6-3		F FF 93 B FF 94 X FF 92 1-1 ① G4-3		C FF 92 F CU 79 B FF 94 F CU 81 B FF 93 X CU 82 2-2 ① G4-3			4	0	0	0	0	1	3
Inning Stats	R: 4 E: 0 K: 0 S: 24 H: 4 LOB: 1 BB: 1 P: 36	R: 0 E: 0 K: 1 S: 6 H: 0 LOB: 0 BB: 0 P: 10	R: 1 E: 0 K: 0 S: 14 H: 2 LOB: 3 BB: 1 P: 24	R: 5 E: 0 K: 0 S: 20 H: 5 LOB: 0 BB: 0 P: 29	R: 0 E: 0 K: 1 S: 9 H: 0 LOB: 0 BB: 0 P: 12	R: 1 E: 0 K: 1 S: 12 H: 3 LOB: 2 BB: 0 P: 15	R: 0 E: 0 K: 0 S: 11 H: 1 LOB: 1 BB: 0 P: 17	R: 1 E: 0 K: 1 S: 11 H: 1 LOB: 1 BB: 1 P: 21							

PITCHER		IP	WLS	BF	H	R	ER	SO	BB	IBB	HBP	BLK	WP	HR	S	P	ERA	WHIP
45 Erik Bedard, L ERA: 4.36	(1, 1)	3.1	L	21	8	7	7	1	2	0	1	0	0	0	54	84	18.90	3.000
43 Doug Slaten, L ERA: 3.0	(4, 1)	0.2		5	3	3	3	0	0	0	0	0	0	1	10	15	40.50	4.500
30 Chris Resop, R ERA: 4.05	(5, 1)	3.0		13	4	1	1	2	0	0	0	0	1	0	32	44	3.00	1.333
48 Jared Hughes, R ERA: 2.01	(8, 1)	1.0		5	1	1	1	1	1	0	0	0	0	1	11	21	9.00	2.000

PITCHER	IP	WLS	BF	H	R	ER	SO	BB	IBB	HBP	BLK	WP	HR	S	P	ERA	WHIP

BOTTOM

Pittsburgh Pirates @ Baltimore Orioles

Oriole Park at Camden Yards, Baltimore, MD

Thu Jun 14 2012, 7:08 PM - 10:12 PM EDT

Att. 29,995 - Partly Cloudy - 79 F

livebaseballscorecards.com

AB	40
R	12
H	16
RBI	12
BB	3
SO	4
LOB	19

1B: 6 SF: 0
2B: 8 SAC: 0
3B: 0 DP: 0
HR: 2 HBP: 1

WP: 1 PA: 44
PB: 0
SB: 0
CS: 0

Batter	1	2	3	4	5	6	7	8	9	AB	R	H	RBI	BB	SO	LOB
7 Alex Presley, L (1, 7) OBP: 0.250, SLG: 0.337	C FF 94 F SI 92 X FF 95 0-2 F7		C SI 92 B SL 84 F SI 95 C FF 94 1-3 K		C FF 92 C SL 83 F SI 96 B SI 94 X SI 91 1-2 G4-3 1-2		B FF 88 S CH 86 X SI 88 1-1 F7 1-2 2-3			4	0	0	0	0	1	3
18 Neil Walker, S (1, 4) OBP: 0.319, SLG: 0.374	B SI 93 B FF 96 C SI 91 B SI 91 F FF 90 X FF 95 3-2 46 S 1B			F SI 91 B SL 85 B SL 82 F SI 91 B SI 95 F SI 90 C CH 86 3-3 K		B SI 91 X SI 93 1-0 22 G6-3 2B		B FF 92 X FF 93 1-0 F7		4	0	2	0	0	1	0
22 Andrew McCutchen, R (1, 8) OBP: 0.382, SLG: 0.543	B FF 94 S SI 91 F SI 92 S SL 85 1-3 K			S SL 81 B SI 92 F SL 83 B SI 89 F SI 95 B SL 86 B SI 90 4-2 14 1B BB		F SI 89 B SL 85 X SI 92 1-1 G6-3 2-3		S FF 92 S FF 93 F FF 93 X FF 94 0-2 F8		3	0	0	0	1	1	2
46 Garrett Jones, L (1, 10) OBP: 0.261, SLG: 0.466	B SI 93 B SL 83 C SL 83 X SL 83 2-1 F7 1-2			1 SAFE F SI 90 F FF 94 1 SAFE C SL 84 0-3 K		B SL 81 X SL 83 1-0 P4		C SL 80 F FF 92 S SL 81 0-3 K2-3		4	0	0	0	0	2	3
14 Casey McGehee, R (1, 3) OBP: 0.329, SLG: 0.348		B SI 95 S SI 91 B SI 93 B SI 92 X FF 91 3-1 F9		C SI 91 C SI 95 B SL 85 X SL 84 1-2 24 BB 1-3 1B		X SI 91 0-0 G4-3			X FF 94 0-0 31 G4-6-3 1B	4	0	2	0	0	0	1
24 Pedro Alvarez, L (1, 5) OBP: 0.254, SLG: 0.373		F SI 93 F SL 85 X FF 94 0-2 G6-3		F SL 81 B SL 83 B SI 95 F SL 80 B SI 94 B SL 78 4-2 1-2 BB			F SI 90 F SI 96 C SL 85 0-3 K		B FF 94 X FF 94 1-0 F7	3	0	0	0	1	1	1
31 Jose Tabata, R (1, 9) OBP: 0.291, SLG: 0.340		C SI 92 F SI 95 B SL 84 C SI 96 1-3 K		C SI 90 F SI 90 T SL 86 0-2 K			B SL 84 B SI 89 C FF 90 B SI 88 B SI 90 4-1 7 WP 5 S BB		B FF 95 X FF 94 1-0 G4-6-3 1-2f	3	0	0	0	1	2	4
26 Rod Barajas, R (1, 2) OBP: 0.288, SLG: 0.396			B SI 89 C SI 90 F SI 91 S SL 86 1-3 K		X SI 88 0-0 F7		C SI 92 1 SAFE X SI 89 0-1 F8			3	0	0	0	0	1	1
5 Josh Harrison, R (1, 6) OBP: 0.296, SLG: 0.393			B SI 89 C SI 91 L SI 93 C SI 96 1-3 K		B SI 95 B SI 89 C SI 89 F SI 92 X SL 84 2-2 7 CS 1B		F FF 88 1 SAFE F SI 95 1 SAFE B SI 95 F SI 90 B FF 94 H SL 83 3-2 7 WP 1-2 HBP			2	0	1	0	0	1	0
Inning Stats	R: 0 E: 0 K: 1 S: 11 H: 1 LOB: 1 BB: 0 P: 17	R: 0 E: 0 K: 1 S: 8 H: 0 LOB: 0 BB: 0 P: 12	R: 0 E: 0 K: 3 S: 9 H: 0 LOB: 0 BB: 0 P: 12	R: 0 E: 0 K: 3 S: 18 H: 1 LOB: 3 BB: 2 P: 30	R: 0 E: 0 K: 0 S: 8 H: 1 LOB: 0 BB: 0 P: 11	R: 0 E: 0 K: 0 S: 5 H: 1 LOB: 1 BB: 0 P: 8	R: 0 E: 0 K: 1 S: 11 H: 0 LOB: 2 BB: 1 P: 19	R: 0 E: 0 K: 1 S: 8 H: 0 LOB: 0 BB: 0 P: 9	R: 0 E: 0 K: 0 S: 3 H: 1 LOB: 0 BB: 0 P: 5	1B: 4 2B: 1 3B: 0 HR: 0 SF: 0 SAC: 0 DP: 1 HBP: 1						

PITCHER		IP	WLS	BF	H	R	ER	SO	BB	IBB	HBP	BLK	WP	HR	S	P	ERA	WHIP
63 Justin Masterson, R ERA: 4.38	(1, 1)	7.0	W	28	4	0	0	9	3	0	1	0	1	0	70	109	0.00	1.000
52 Vinnie Pestano, R ERA: 2.1	(8, 1)	1.0	H	3	0	0	0	1	0	0	0	0	0	0	8	9	0.00	0.000
54 Chris Perez, R ERA: 2.49	(9, 1)	1.0	S	3	1	0	0	0	0	0	0	0	0	0	3	5	0.00	1.000

PITCHER	IP	WLS	BF	H	R	ER	SO	BB	IBB	HBP	BLK	WP	HR	S	P	ERA	WHIP

TOP

Pittsburgh Pirates @ Cleveland Indians

Progressive Field, Cleveland, OH

Fri Jun 15 2012, 7:08 PM - 9:50 PM EDT

Att. 31,920 - Partly Cloudy - 72 F

livebaseballscorecards.com

AB	30
R	0
H	5
RBI	0
BB	3
SO	10
LOB	15

WP: 1	PA: 34		
PB: 0			
SB: 2			
CS: 1			

Pittsburgh Pirates @ Cleveland Indians

Progressive Field, Cleveland, OH

Fri Jun 15 2012, 7:08 PM - 9:50 PM EDT

Att. 31,920 - Partly Cloudy - 72 F

livebaseballscorecards.com

Batter	1	2	3	4	5	6	7	8	9	AB	R	H	RBI	BB	SO	LOB
17 Shin-Soo Choo, L (1, 9) OBP: 0.363, SLG: 0.413	B FF 90 C SI 92 B FF 93 S FF 92 S SI 93 2-3 ① K		C SL 80 S SL 81 F CU 78 F SI 93 B FF 94 B SL 81 S SL 81 2-3 ① K		F FF 93 B FF 93 F CU 76 X SI 92 1-2 ② F8			B FF 94 F FF 94 B FF 94 F FF 94 B FF 95 B SL 83 4-2 22 S 23 1B BB		3	1	0	0	1	2	0
13 Asdrúbal Cabrera, S (1, 6) OBP: 0.385, SLG: 0.455	B FF 91 C FF 93 B CH 83 B SI 93 B FF 93 4-1 BB		B SL 82 B SI 94 F FF 93 B SI 94 B FF 93 4-1 41 2B BB		B FF 93 C FF 93 B SL 81 F FF 93 B CU 75 T FF 92 3-2 ③ K			B FF 94 F FF 94 C SL 84 B FF 95 1 SAFE F SL 83 T FF 94 2-2 ① K		2	1	0	0	2	2	1
22 Jason Kipnis, L (1, 4) OBP: 0.332, SLG: 0.439	C SI 92 B CU 75 B SI 94 1 SAFE F FF 92 C SI 93 2-3 ② K		B FF 93 1 SAFE 1 SAFE 1 SAFE B FF 92 B FF 92 C FF 92 X FF 92 3-1 ② F7			B FF 92 C FF 93 X FF 92 1-1 ① L7		C SL 82 B SL 82 1 SAFE B FF 93 F FF 94 F FF 95 S SL 84 2-3 ② K 1-2		4	0	0	0	0	2	3
41 Carlos Santana, S (1, 2) OBP: 0.350, SLG: 0.361	B FF 93 B FF 93 B FF 93 C FF 92 X FF 93 3-1 ③ G4-3		C SL 80 D CU 77 B SL 79 B FF 93 F FF 92 X SL 80 3-2 1-H 2B			B FF 93 B SL 80 B FF 92 C FF 91 X FF 93 3-1 ② P6		B FF 93 C SL 82 F FF 94 B FF 95 B FF 95 B SL 83 4-2 23 1B BB		3	0	1	1	1	0	1
23 Michael Brantley, L (1, 8) OBP: 0.320, SLG: 0.391		B FF 90 X FF 93 1-0 ① F8	B FF 93 C SL 81 B SL 82 X FF 93 2-1 ③ F7			B SL 81 B FF 93 X FF 92 2-0 ③ F7		C FF 94 B FC 90 X FF 95 1-1 1-2 2-H 1B		4	0	1	1	0	0	1
33 Johnny Damon, L (1, 7) OBP: 0.266, SLG: 0.270 2 Aaron Cunningham, R (8, 7) OBP: 0.264, SLG: 0.215		C FF 92 B SL 80 F FF 92 B CU 78 F FF 93 S CU 77 2-3 ② K		C FF 90 B FF 92 B SI 88 B FF 90 X FF 92 3-1 ① F9			C SI 95 X SL 85 0-1 35 1B 9 L7-2 1B	C FC 90 B FF 96 B FC 90 S FC 90 S FF 96 2-3 ③ K		3 1	0 0	1 0	0 0	0 0	1 1	0 2
35 Casey Kotchman, L (1, 3) OBP: 0.286, SLG: 0.321		B FF 93 C SL 80 B SL 80 X SI 93 2-1 8 1B 1B		C FF 91 X CU 76 0-1 ② G4-3			F SI 95 C SI 94 F SI 94 X SL 86 0-2 1-3 1B			3	0	2	0	0	0	0
8 Lonnie Chisenhall, L (1, 10) OBP: 0.227, SLG: 0.364 4 Jose Lopez, R (7, PH) OBP: 0.284, SLG: 0.398 (8, 10)		C FF 93 F FF 93 F SL 78 X CU 78 0-2 1-3 1B		B FF 91 C FF 93 S SL 80 B SL 80 X SL 81 2-2 ③ P4			C SL 84 X SL 85 0-1 ① P4			2 1	0 0	1 0	0 0	0 0	0 0	0 2
9 Jack Hannahan, L (1, 5) OBP: 0.344, SLG: 0.407		B FF 94 B FF 94 F FF 93 X SI 94 2-1 ③ F8			X FF 90 0-0 ① F8		B SI 95 X SI 94 1-0 ②③ L7-2 3-H			3	0	0	0	0	0	4

Inning Stats	1	2	3	4	5	6	7	8	9
	R: 0 E: 0 K: 2 S: 9 H: 0 LOB: 1 BB: 1 P: 20	R: 0 E: 0 K: 1 S: 13 H: 2 LOB: 2 BB: 0 P: 20	R: 1 E: 0 K: 1 S: 13 H: 1 LOB: 1 BB: 1 P: 27	R: 0 E: 0 K: 0 S: 7 H: 0 LOB: 0 BB: 0 P: 12	R: 0 E: 0 K: 1 S: 7 H: 0 LOB: 0 BB: 0 P: 11	R: 0 E: 0 K: 0 S: 5 H: 0 LOB: 0 BB: 0 P: 11	R: 0 E: 0 K: 0 S: 9 H: 2 LOB: 1 BB: 0 P: 10	R: 1 E: 0 K: 3 S: 17 H: 1 LOB: 2 BB: 2 P: 32	

1B: 5 SF: 0 WP: 0 PA: 33
2B: 2 SAC: 0 PB: 0
3B: 0 DP: 1 SB: 1
HR: 0 HBP: 0 CS: 0

AB	29
R	2
H	6
RBI	2
BB	4
SO	8
LOB	14

PITCHER	IP	WLS	BF	H	R	ER	SO	BB	IBB	HBP	BLK	WP	HR	S	P	ERA	WHIP
53 James McDonald, R (1, 1) ERA: 2.32	6.0	L	23	3	1	1	5	2	0	0	0	0	0	54	101	1.50	0.833
44 Tony Watson, L (7, 1) ERA: 4.05	1.0		4	2	0	0	0	0	0	0	0	0	0	9	10	0.00	2.000
39 Jason Grilli, R (8, 1) ERA: 1.82	0.2		4	0	1	1	2	2	0	0	0	0	0	12	24	13.50	3.000
37 Juan Cruz, R (8, 1) ERA: 1.99	0.1		2	1	0	0	1	0	0	0	0	0	0	5	8	0.00	3.000

PITCHER	IP	WLS	BF	H	R	ER	SO	BB	IBB	HBP	BLK	WP	HR	S	P	ERA	WHIP

Pittsburgh Pirates @ Cleveland Indians

Progressive Field, Cleveland, OH

Sat Jun 16 2012, 4:08 PM - 7:09 PM EDT

Att. 30,408 - Cloudy - 78 F

livebaseballscorecards.com

Batter	1	2	3	4	5	6	7	8	9	AB	R	H	RBI	BB	SO	LOB
7 Alex Presley, L (1, 7) OBP: 0.247, SLG: 0.349	B FF 89 F FF 88 F FF 92 B FF 94 T FS 82 2-2 ① K		L FF 90 B FS 81 X FS 82 1-1 ① G1-3		C FF 89 B FS 84 F FF 91 B FF 93 X FS 83 2-2 ① G4-3		C FF 94 C SL 82 B SL 82 B SL 82 B FF 93 X FF 92 3-2 HR		F FF 89 F FF 97 F FF 97 X FF 96 2-2 ① G5-3 1-3 ③ K	6	1	1	1	0	2	3
18 Neil Walker, S (1, 4) OBP: 0.324, SLG: 0.373	C FF 93 F FS 83 S FF 94 0-3 ② K		B CU 74 B FF 92 C FF 92 X FS 84 2-1 22 1B 22 S 46 1B 1B		B CU 75 C SL 81 B FF 94 C FF 93 B FF 94 S FF 94 3-3 ② K		B FF 93 B FF 93 B FF 93 C FF 94 B FF 93 4-1 22 FC4-6 BB		B FF 98 F FF 97 B SL 86 B FF 96 B FF 96 4-1 65 E 14 1B BB	3	2	1	0	2	2	0
22 Andrew McCutchen, R (1, 8) OBP: 0.382, SLG: 0.540	B FF 93 B FF 94 X FF 93 2-0 46 BB 1B		F FF 92 F SL 82 B FF 93 1 SAFE B SL 80 X SL 80 2-2 46 1B 1-3 1B		B SL 80 X SL 84 1-0 ③ F8		B SI 89 X SI 88 1-0 ② FC4-6 1-2f		1 SAFE F FF 96 F FF 96 C FF 99 0-3 ② K	5	0	2	0	0	1	2
46 Garrett Jones, L (1, 10) OBP: 0.274, SLG: 0.470 65 Matt Hague, R (9, PH) OBP: 0.270, SLG: 0.254 (9, 10)	B FF 92 1 SAFE B FF 91 B FF 90 B FF 92 4-0 1-2 BB		C FS 85 F FF 94 X FS 84 0-2 14 G6-4-3 1-2 3-H 1B			F CU 74 B FF 92 B SL 83 X FF 92 2-1 14 HR 1B	S FF 90 F FF 90 P PO 80 X SL 80 1-2 ③ F9		C FF 97 X FF 97 0-1 E7 1-3 14 1B 1B	3 1	1 1	2 1	1 0	1 0	0 0	1 0
14 Casey McGehee, R (1, 3) OBP: 0.338, SLG: 0.375	D SL 82 C FF 93 B SL 84 B FF 95 C FF 92 C CU 78 3-3 ③ K		B FF 93 1 SAFE B FF 93 B SI 93 C FF 91 X FF 93 3-1 ② ③ G6-4-3 1-2f			X SL 81 0-0 1-H HR		B SI 88 B SI 88 C SI 89 B SI 89 C FF 88 F SL 80 B SI 89 4-2 24 FC6-4 BB	C FF 97 B SL 84 X FF 98 1-1 24 HR 2-H 3-H 1B	4	2	2	4	1	1	4
24 Pedro Alvarez, L (1, 5) OBP: 0.262, SLG: 0.407		B FF 91 B FS 82 X FF 92 2-0 HR		F CU 74 C FS 84 B FF 94 B FF 95 B SL 81 B FS 85 4-2 BB		X FF 92 0-0 ① F7		F FF 89 B SL 80 C SL 79 B FF 91 X SI 88 2-2 ① FC6-4 1-2f 31 1B	X FF 97 0-0 1-H HR	4	2	2	3	1	0	1
31 Jose Tabata, R (1, 9) OBP: 0.293, SLG: 0.338		X FF 92 0-0 ① B1-3		C FF 92 F FF 92 X CU 79 0-2 ① F8		B FF 93 F FF 92 B SL 82 F FF 92 F FS 82 X SL 80 2-2 ② F9		X SI 89 0-0 1-2 1B	B SL 84 B FF 94 B FF 97 B FF 94 4-0 12 BB 26 BB BB	4	0	1	0	1	0	1
26 Rod Barajas, R (1, 2) OBP: 0.286, SLG: 0.386		B FF 93 F SL 81 X CU 79 1-1 ② P4		C FF 93 F SI 91 F FF 92 X SL 81 0-2 ② P4		F FF 91 F SL 81 S FS 82 0-3 ③ K		C SL 80 B SL 80 X SI 90 1-1 ② F8	C FF 95 B FF 95 B SL 84 B SI 93 B FF 95 4-1 12 BB 1-2 BB	4	0	0	0	1	1	3
12 Clint Barmes, R (1, 6) OBP: 0.216, SLG: 0.297		B FF 93 C FF 93 C SL 82 X FF 94 1-2 ③ F8		C SI 93 B FF 93 C FS 83 F SL 80 S FF 94 1-3 ③ K			B FF 92 C FF 91 T FF 92 B FF 93 S FF 93 2-3 ① K	C SL 79 F FF 90 T SL 80 0-2 ③ K	B FF 95 B FF 95 B FF 94 B FF 95 4-0 1-2 2-3 BB	4	0	0	0	1	3	3
Inning Stats	R: 0 H: 1 E: 0 LOB: 2 K: 3 BB: 1 S: 10 P: 21	R: 1 H: 1 E: 0 LOB: 0 K: 0 BB: 0 S: 7 P: 11	R: 1 H: 3 E: 0 LOB: 1 K: 0 BB: 0 S: 12 P: 20	R: 0 H: 0 E: 0 LOB: 1 K: 1 BB: 1 S: 13 P: 18	R: 0 H: 0 E: 0 LOB: 0 K: 1 BB: 0 S: 7 P: 13	R: 2 H: 2 E: 0 LOB: 0 K: 1 BB: 0 S: 11 P: 15	R: 1 H: 1 E: 0 LOB: 1 K: 1 BB: 1 S: 12 P: 22	R: 0 H: 1 E: 0 LOB: 2 K: 1 BB: 1 S: 12 P: 19	R: 4 H: 3 E: 1 LOB: 3 K: 2 BB: 4 S: 16 P: 34	1B: 8 SF: 0 2B: 0 SAC: 0 3B: 0 DP: 1 HR: 4 HBP: 0						

PITCHER		IP	WLS	BF	H	R	ER	SO	BB	IBB	HBP	BLK	WP	HR	S	P	ERA	WHIP
30 Ubaldo Jiménez, R ERA: 5.0	(1, 1)	6.0	L	26	7	4	4	6	2	0	0	0	0	2	60	98	6.00	1.500
49 Tony Sipp, L ERA: 6.95	(7, 1)	0.1		3	1	1	1	1	1	0	0	0	0	1	7	16	27.00	6.000
38 Joe Smith, R ERA: 3.25	(7, 1)	1.2		7	1	0	0	1	1	0	0	0	0	0	17	25	0.00	1.200
50 Nick Hagadone, L ERA: 4.98	(9, 1)	1.0		10	3	4	4	2	4	0	0	0	0	1	16	34	36.00	7.000

PITCHER	IP	WLS	BF	H	R	ER	SO	BB	IBB	HBP	BLK	WP	HR	S	P	ERA	WHIP

AB	38
R	9
H	12
RBI	9
BB	8
SO	10
LOB	18

WP: 0 PA: 46
PB: 0
SB: 1
CS: 0

BOTTOM

Pittsburgh Pirates @ Cleveland Indians

Progressive Field, Cleveland, OH

Sat Jun 16 2012, 4:08 PM - 7:09 PM EDT

Att. 30,408 - Cloudy - 78 F

livebaseballscorecards.com

Batter	1	2	3	4	5	6	7	8	9	AB	R	H	RBI	BB	SO	LOB
17 Shin-Soo Choo, L (1, 9) OBP: 0.356, SLG: 0.404	B FF 92 B FF 92 B SI 92 C SI 93 F FF 92 X SI 93 3-2 G3 ①		X FF 92 0-0 G4-3 ①		C CH 87 C SI 92 B KC 82 F KC 82 B KC 82 F KC 82 C SI 93 2-3 K ③		F SI 93 C SI 93 F SI 94 X SI 94 0-2 G4-3 ② 2-3		C FF 89 B SL 80 B FF 89 X FF 90 2-1 G3 ③	5	0	0	0	0	1	1
13 Asdrúbal Cabrera, S (1, 6) OBP: 0.391, SLG: 0.472	F FF 93 S CH 86 B KC 82 B KC 81 X FF 93 2-2 HR		C SI 92 B KC 81 C SI 92 B SI 91 X CH 86 2-2 G4-3 ②			C CH 88 F CH 87 B SI 93 B KC 82 F CH 88 X CH 88 2-2 33 BB 22 1B 1B	B SI 94 B KC 81 F CH 88 B SI 93 B SI 94 4-1 BB			3	1	2	1	1	0	0
22 Jason Kipnis, L (1, 4) OBP: 0.335, SLG: 0.440	X SI 94 0-0 23 S 1B		C CH 86 B KC 80 X SI 93 1-1 F7 ③			1 SAFE C KC 80 1 SAFE B SI 94 X SI 92 1-1 33 BB 1-2 1B	F FF 92 X SI 93 0-1 F7 ③			4	0	2	0	0	0	2
41 Carlos Santana, S (1, 2) OBP: 0.349, SLG: 0.356	1 SAFE B SI 94 B CH 88 X SI 94 2-0 F9 ②			C CH 87 B SI 92 F KC 81 X KC 81 1-2 G3-1 ①		D CH 88 X SI 94 1-0 F6 ①		B SI 92 B SI 93 B SI 92 B SI 92 4-0 23 G4-3 BB		3	0	0	0	1	0	3
23 Michael Brantley, L (1, 8) OBP: 0.319, SLG: 0.386	B SI 95 C SI 94 B KC 82 B SI 95 B CH 87 4-1 1-2 BB			T CH 86 B FF 92 C KC 80 F KC 81 X SI 92 1-2 G4-3 ②		F KC 82 B SI 93 X SI 93 1-1 F8 ②		C SI 92 F SI 93 X SI 93 0-2 G4-3 ① 1-2		3	0	0	0	1	0	3
33 Johnny Damon, L (1, 10) OBP: 0.266, SLG: 0.263	X FF 94 0-0 P4 ③			B SI 92 X FF 93 1-0 F9 ③		B KC 81 B KC 81 B SI 94 B SI 93 4-0 1-2 2-3 BB		B SI 94 F SI 94 F FF 94 B SI 94 F SI 94 X FF 93 2-2 L7 ②		3	0	0	0	1	0	3
47 Shelley Duncan, R (1, 7) OBP: 0.301, SLG: 0.328		C SI 93 B SI 93 B CH 87 B FF 93 F SI 93 B SI 94 4-2 8 G4-6-3 BB	X FF 90 0-0 F7 ①	X FF 94 0-0 P6 ③			B SI 93 X FF 93 1-0 G5-3 ③		3	0	0	0	1	0	4
35 Casey Kotchman, L (1, 3) OBP: 0.286, SLG: 0.335		F SI 94 F SI 94 B SI 93 S KC 81 1-3 K ①	X FF 91 0-0 HR			B CH 87 X CH 87 1-0 G6-3 ①		C FF 88 B SL 80 B FF 89 X FF 89 2-1 F7 ①	4	1	1	1	0	1	1
8 Lonnie Chisenhall, L (1, 5) OBP: 0.229, SLG: 0.375		X SI 93 0-0 G4-6-3 ②③ 1-2f	C SI 92 F KC 80 X SI 92 0-2 G4-3 ②			F CH 88 X CH 88 0-1 17 G4-3 2B		C SI 89 B FF 90 F FF 90 S SL 82 1-3 K ②	4	0	1	0	0	1	1
Inning Stats	R: 1 H: 2 E: 0 LOB: 2 K: 0 BB: 1 S: 10 P: 21	R: 0 H: 0 E: 0 LOB: 0 K: 1 BB: 1 S: 6 P: 11	R: 0 H: 0 E: 0 LOB: 0 K: 0 BB: 0 S: 6 P: 9	R: 0 H: 0 E: 0 LOB: 0 K: 0 BB: 0 S: 8 P: 11	R: 1 H: 1 E: 0 LOB: 0 K: 1 BB: 0 S: 10 P: 12	R: 0 H: 2 E: 0 LOB: 3 K: 0 BB: 1 S: 10 P: 19	R: 0 H: 1 E: 0 LOB: 2 K: 0 BB: 1 S: 10 P: 15	R: 0 H: 0 E: 0 LOB: 1 K: 0 BB: 1 S: 8 P: 15	R: 0 H: 0 E: 0 LOB: 0 K: 1 BB: 0 S: 7 P: 12	1B: 3 SF: 0 2B: 1 SAC: 0 3B: 0 DP: 1 HR: 2 HBP: 0						

	AB	32
	R	2
	H	6
	RBI	2
	BB	5
	SO	3
	LOB	18

PITCHER	IP	WLS	BF	H	R	ER	SO	BB	IBB	HBP	BLK	WP	HR	S	P	ERA	WHIP
34 A.J. Burnett, R (1, 1) ERA: 3.52	6.2	W	29	6	2	2	2	4	0	0	0	0	2	58	96	2.70	1.500
48 Jared Hughes, R (7, 1) ERA: 1.93	1.1	H	5	0	0	0	0	1	0	0	0	0	0	10	17	0.00	0.750
43 Doug Slaten, L (9, 1) ERA: 2.7	1.0		3	0	0	0	1	0	0	0	0	0	0	7	12	0.00	0.000

PITCHER	IP	WLS	BF	H	R	ER	SO	BB	IBB	HBP	BLK	WP	HR	S	P	ERA	WHIP

WP: 0 PA: 37
PB: 0
SB: 1
CS: 0

Batter	1	2	3	4	5	6	7	8	9	AB	R	H	RBI	BB	SO	LOB
7 Alex Presley, L (1, 7) OBP: 0.246, SLG: 0.362	C FF 87 X SI 90 0-1 G3		C SI 89 X SI 90 0-1 G4-3		C CH 84 B CH 85 F SI 90 B SI 89 F SI 90 B SI 90 X CH 83 3-2 HR	C FF 96 X CH 89 0-1 G3-1		X FF 92 0-0 G1-6-3 1-2f		5	1	1	1	0	0	1
18 Neil Walker, S (1, 4) OBP: 0.330, SLG: 0.373	B FF 90 B SI 89 X SI 89 2-0 1B			B CH 81 C FF 89 X SI 89 1-1 G6-3	B FF 90 B SI 90 B SI 90 C SI 88 B SI 90 4-1 22 2B 14 FC6 BB	B FF 96 C FF 96 C CH 89 H CU 84 2-2 HBP			C FF 90 S CH 84 F CH 84 F CH 84 C FF 92 0-3	3	1	1	0	1	1	0
22 Andrew McCutchen, R (1, 8) OBP: 0.382, SLG: 0.541	X SI 90 0-0 L9			B SL 84 B SI 90 F SI 89 X SI 91 2-1 46 FC4-5 1B	X SL 81 0-0 14 E 1-3 2B	F FF 97 B SL 88 X FF 96 1-1 F9			B FF 92 B FF 91 X FF 91 2-0 G5-3	5	1	2	0	0	0	2
46 Garrett Jones, L (1, 9) OBP: 0.273, SLG: 0.461 31 Jose Tabata, R (8, 9) OBP: 0.296, SLG: 0.346	C SI 90 B SI 90 B SI 89 C SI 89 X SI 91 2-2 G3			B SI 89 S CH 83 1 SAFE B SI 88 F SI 90 F FF 90 X SL 84 2-2 FC4-5 14 E 24 HR 1-2f	I IN 74 I IN 73 I IN 75 I IN 74 4-0 14 E 24 HR IBB		B CU 80 C FF 96 X CH 89 1-1 F7		X FF 91 0-0 2B	3 1	2 0	0 1	0 0	1 0	0 0	2 0
14 Casey McGehee, R (1, 3) OBP: 0.333, SLG: 0.369		C FF 89 C SI 89 F SI 88 B FF 92 X SL 84 1-2 65 G6-4-3 1B		B SI 90 B SI 89 C SI 90 C SI 91 B SI 91 X SI 91 3-2 E6 24 HR 1-3	B SI 90 C SI 91 X SI 89 1-1 FC6 24 HR 1-2 2-H 3-H		S SL 91 B FF 97 F SI 90 S SL 89 1-3 K		B FF 92 F FF 90 S CH 83 S CH 84 1-3 K	5	2	1	1	0	2	3
24 Pedro Alvarez, L (1, 5) OBP: 0.271, SLG: 0.451		X SI 89 0-0 P5		B SL 83 X FF 90 1-0 2-H 3-H HR	B CU 83 X FF 96 1-0 1-H 2-H HR		X FF 96 0-0 2B			4	2	3	6	0	0	1
65 Matt Hague, R (1, 10) OBP: 0.269, SLG: 0.254		C SI 90 S SI 91 B FF 92 X SI 91 1-2 G6-4-3 1-2f		X SI 90 0-0 1B	B FF 96 F SI 96 F FF 96 B CU 85 X FF 96 2-2 P3		B SL 89 B SL 90 F FF 97 T FF 97 S SL 90 2-3 K			4	0	1	0	0	1	2
12 Clint Barmes, R (1, 6) OBP: 0.211, SLG: 0.290			B SI 90 B SI 89 C SI 89 F SI 90 X SI 90 2-2 F8	S SL 83 B SI 89 B SI 91 F SI 90 F FF 90 1 SAFE X SL 85 2-2 P3	B FF 97 F FF 96 F FF 97 X FF 96 1-2 L6			C FF 90 S CH 83 B CH 84 B FF 92 F FF 91 S CH 84 2-3 K		4	0	0	0	0	1	1
55 Michael McKenry, R (1, 2) OBP: 0.274, SLG: 0.365			B FF 91 F SI 89 B SL 84 C SI 91 C SI 91 2-3 K		B SI 88 F SI 88 X FF 89 1-1 G5-3	C FF 96 B SL 90 T CU 82 F FC 96 B CU 85 B CU 83 X FF 96 3-2 F9		B FF 92 F FF 91 F FF 91 B CH 83 B FF 92 B FF 92 4-2 7 G1-6-3 BB		3	0	0	0	1	1	0
Inning Stats	R: 0 E: 0 K: 0 S: 7 H: 1 LOB: 1 BB: 0 P: 11	R: 0 E: 0 K: 0 S: 8 H: 1 LOB: 0 BB: 0 P: 10	R: 0 E: 0 K: 1 S: 8 H: 0 LOB: 0 BB: 0 P: 12	R: 3 E: 1 K: 0 S: 18 H: 3 LOB: 1 BB: 0 P: 29	R: 6 E: 1 K: 0 S: 17 H: 3 LOB: 0 BB: 2 P: 34	R: 0 E: 0 K: 0 S: 10 H: 0 LOB: 1 BB: 0 P: 16	R: 0 E: 0 K: 2 S: 9 H: 1 LOB: 1 BB: 0 P: 13	R: 0 E: 0 K: 1 S: 7 H: 0 LOB: 0 BB: 1 P: 13	R: 0 E: 0 K: 2 S: 10 H: 1 LOB: 1 BB: 0 P: 13	1B: 4 2B: 3 3B: 0 HR: 3 SF: 0 SAC: 0 DP: 2 HBP: 1						

TOP

Pittsburgh Pirates @ Cleveland Indians

Progressive Field, Cleveland, OH

Sun Jun 17 2012, 1:07 PM - 4:07 PM EDT

Att. 27,388 - Cloudy - 78 F

livebaseballscorecards.com

AB	37
R	9
H	10
RBI	8
BB	3
SO	6
LOB	12

PITCHER		IP	WLS	BF	H	R	ER	SO	BB	IBB	HBP	BLK	WP	HR	S	P	ERA	WHIP
58 Jeanmar Gómez, R ERA: 4.95	(1, 1)	4.1	L	23	7	8	5	1	1	1	0	0	0	2	51	85	10.38	1.846
32 Esmil Rogers, R ERA: 6.97	(5, 1)	2.2		11	2	1	0	2	0	0	1	0	0	1	26	40	0.00	0.750
57 Jeremy Accardo, R ERA: 3.06	(8, 1)	2.0		7	1	0	0	3	1	0	0	0	0	0	17	26	0.00	1.000

PITCHER	IP	WLS	BF	H	R	ER	SO	BB	IBB	HBP	BLK	WP	HR	S	P	ERA	WHIP

Batter	1	2	3	4	5	6	7	8	9	AB	R	H	RBI	BB	SO	LOB
17 Shin-Soo Choo, L (1, 9) OBP: 0.353, SLG: 0.403	S FF 93 X FF 94 0-1 ① F8	C CU 83 F FF 94 S 0-3 ③ K		X FF 93 0-0 22 WP 1-H 3-H 2B		X SI 92 0-0 ②③ G1-6-3 1-2f			B FF 98 B FF 96 C FF 97 S FF 96 B FF 96 X FF 98 3-2 ① P6	5	0	1	2	0	1	3
13 Asdrúbal Cabrera, S (1, 6) OBP: 0.391, SLG: 0.471	F FF 93 X FF 94 0-1 ② P6		F FF 93 C CU 84 B CU 84 B FF 93 B CU 82 X FF 94 3-2 23 F8 22 1B 1B	S SI 95 B SI 94 X SI 95 1-1 ② P3			X SI 92 0-0 ① G4-3		C FF 97 B SL 89 B FF 97 X FF 97 2-1 ② 1B	5	0	2	0	0	0	1
22 Jason Kipnis, L (1, 4) OBP: 0.339, SLG: 0.455	B FF 94 C FF 94 S CU 85 B FF 95 F FF 95 F CU 84 X FF 93 2-2 HR		1 SAFE C SI 92 X CH 85 0-1 9 S 1-2 1B	S SL 85 B SL 89 C SI 95 B SL 86 F SL 87 X SI 94 2-2 ③ F8 2-3			B FF 93 B SI 92 X SI 92 2-0 4 G6-3 23 2B 1B		C FF 98 F SL 89 S SL 90 0-3 ③ K	5	2	3	1	0	1	1
4 Jose Lopez, R (1, 10) OBP: 0.275, SLG: 0.384	B FF 94 B FF 94 X FF 94 2-0 ③ F8		X FF 93 0-0 ① P2		B SI 93 C SI 93 F CH 85 X SL 86 1-2 ① L9		B SI 93 F SI 92 X SI 93 1-1 ② G6-3 1-2			4	0	0	0	0	0	3
23 Michael Brantley, L (1, 8) OBP: 0.318, SLG: 0.388		C FF 92 B FF 94 B FF 95 F FF 95 F CU 84 F CU 84 F FF 94 F CH 85 F CU 84 2-3 ① K	X FF 92 0-0 ② F8 2-3		B SI 95 C SI 94 B SI 95 F SI 95 X SI 94 2-2 ② L7		B SI 94 B SI 93 X SI 94 2-0 2-H 2B			4	0	1	1	0	1	2
9 Jack Hannahan, L (1, 5) OBP: 0.341, SLG: 0.402		X FF 93 0-0 ② F7	B CU 82 X FF 93 1-0 ③ G3 1-2		T SI 95 B SI 95 X SL 84 1-1 1B		B SI 92 D SI 92 C SI 92 F SI 92 X CH 84 2-2 ③ F7			4	0	1	0	0	0	3
33 Johnny Damon, L (1, 7) OBP: 0.273, SLG: 0.280		C FF 94 X CH 85 0-1 35 S 35 1B 1B		B FF 92 C FF 92 X FF 92 1-1 35 G3-1 17 2B 2B	F SI 93 L SL 84 B SL 85 C SI 94 1-3 ③ K				C FF 95 B FF 96 F FF 94 B FF 95 B FF 95 X FF 94 3-2 ① F9	4	2	2	0	0	1	1
35 Casey Kotchman, L (1, 3) OBP: 0.285, SLG: 0.333		B CU 84 C CU 84 X FF 94 1-1 6 1B 1-H 1B		B FF 94 C CU 82 B CU 84 C CU 82 F FF 94 X CU 84 2-2 ① G3-1 2-3		T FF 92 B FF 92 B SI 93 F SI 92 X SI 93 2-2 ① G4-3			C SL 83 B SL 83 C FF 94 S FF 95 1-3 ② K	4	0	1	1	0	1	1
6 Lou Marson, R (1, 2) OBP: 0.371, SLG: 0.339		C FF 94 B CU 86 B FF 94 C FF 94 X CU 84 2-2 1-2 1B		B FF 92 C FF 93 B FF 94 D CU 83 C FF 94 B FF 94 4-2 17 2B BB		B SI 93 C FF 92 B SI 93 B SI 92 B FF 92 4-1 17 G1-6-3 BB			C FF 95 C SL 84 X FF 96 0-2 ③ G3-1	2	1	1	0	2	0	0
Inning Stats	R: 1 E: 0 K: 0 S: 10 H: 1 LOB: 0 BB: 0 P: 14	R: 1 E: 0 K: 2 S: 20 H: 3 LOB: 2 BB: 0 P: 25	R: 0 E: 0 K: 0 S: 8 H: 2 LOB: 2 BB: 0 P: 12	R: 2 E: 0 K: 0 S: 15 H: 2 LOB: 1 BB: 1 P: 25	R: 0 E: 0 K: 1 S: 11 H: 1 LOB: 1 BB: 0 P: 16	R: 0 E: 0 K: 0 S: 5 H: 0 LOB: 0 BB: 1 P: 11	R: 1 E: 0 K: 0 S: 8 H: 2 LOB: 1 BB: 0 P: 15	R: 0 E: 0 K: 1 S: 9 H: 0 LOB: 0 BB: 0 P: 13	R: 0 E: 0 K: 1 S: 8 H: 1 LOB: 0 BB: 0 P: 13	1B: 8 2B: 3 3B: 0 HR: 1	SF: 0 SAC: 0 DP: 1 HBP: 0						

BOTTOM

Pittsburgh Pirates @ Cleveland Indians

Progressive Field, Cleveland, OH

Sun Jun 17 2012, 1:07 PM - 4:07 PM EDT

Att. 27,388 - Cloudy - 78 F

livebaseballscorecards.com

AB	37
R	5
H	12
RBI	5
BB	2
SO	5
LOB	15

PITCHER		IP	WLS	BF	H	R	ER	SO	BB	IBB	HBP	BLK	WP	HR	S	P	ERA	WHIP
32 Brad Lincoln, R ERA: 3.82	(1, 1)	3.1		19	8	4	4	2	1	0	0	0	0	1	47	67	10.80	2.700
44 Tony Watson, L ERA: 3.74	(4, 1)	1.2	W	6	1	0	0	1	0	0	0	0	1	0	17	25	0.00	0.600
48 Jared Hughes, R ERA: 2.08	(6, 1)	2.0		8	2	1	1	0	1	0	0	0	0	0	13	26	4.50	1.500
39 Jason Grilli, R ERA: 1.75	(8, 1)	1.0		3	0	0	0	1	0	0	0	0	0	0	9	13	0.00	0.000
52 Joel Hanrahan, R ERA: 2.42	(9, 1)	1.0		3	1	0	0	1	0	0	0	0	0	0	8	13	0.00	1.000

PITCHER	IP	WLS	BF	H	R	ER	SO	BB	IBB	HBP	BLK	WP	HR	S	P	ERA	WHIP

Minnesota Twins @ Pittsburgh Pirates

PNC Park, Pittsburgh, PA

Tue Jun 19 2012, 7:08 PM - 10:17 PM EDT

Att. 19,936 - Partly Cloudy - 89 F

TOP

livebaseballscorecards.com

Batter	1	2	3	4	5	6	7	8	9	AB	R	H	RBI	BB	SO	LOB
2 Denard Span, L (1, 8) OBP: 0.353, SLG: 0.398	B SI 90 C FF 89 X FF 87 1-1 G4-3		C SL 89 C CU 78 B SL 87 B SL 86 F SL 84 D SI 91 F SL 85 X SI 90 3-2 G4-3 2-3			C FF 89 B SL 88 X FF 90 1-1 G5-3	B FF 93 B FF 93 X FF 93 2-0 1-H HR		B FF 92 C FF 91 F CU 82 S CU 82 1-3 K	5	1	1	2	0	1	3
11 Ben Revere, L (1, 9) OBP: 0.348, SLG: 0.385	B FF 89 B FF 91 C FF 91 X SI 90 2-1 G6-3		B SL 88 X SI 91 1-0 G4-3			B FF 91 L SL 88 B SL 89 B SL 87 B SI 90 4-1 16 1B 16 S BB	C FF 94 B CH 87 S FF 94 X SL 80 1-2 G5-3		B FF 92 B FF 91 C FF 91 F FF 91 B CU 82 X FF 94 3-2 G3-1	4	0	0	0	1	0	3
16 Josh Willingham, R (1, 7) OBP: 0.385, SLG: 0.533	C FF 90 C CU 77 S SL 87 0-3 K			B FF 90 B SL 87 F SL 87 F FC 90 X FF 91 2-2 G5-3		C SL 88 D SL 86 S SL 86 X SL 85 1-2 24 BB 1-3 1B		B FF 92 X FF 92 1-0 G6-3		4	0	1	0	0	1	0
33 Justin Morneau, L (1, 3) OBP: 0.300, SLG: 0.460		C SL 86 F CU 76 B FC 90 F FF 90 F SL 88 B SL 87 X SL 88 2-2 G3-1		B FF 91 B CH 87 B SI 91 F SI 90 F SL 87 F SI 91 S SL 87 3-3 K		F SL 83 B SI 94 B SI 94 X SL 84 2-1 F8		B FF 92 F FF 91 X FF 93 1-1 L8		4	0	0	0	0	1	2
24 Trevor Plouffe, R (1, 5) OBP: 0.341, SLG: 0.568		B SL 87 B FF 91 C FF 92 X SL 88 2-1 F9		X FF 91 0-0 1B		B SI 93 B CH 86 B SI 93 B SI 93 4-0 1-2 BB		B SI 94 B FF 93 X SI 93 2-0 1B		3	0	2	0	1	0	0
18 Ryan Doumit, S (1, 2) OBP: 0.314, SLG: 0.409		C FF 91 B SI 91 B FF 91 X FC 90 2-1 1B		B CU 76 B SI 90 F SL 87 F FF 90 X SL 86 2-2 F7		F SI 94 F SI 94 T SI 94 0-2 K		B FF 93 X FF 93 1-0 G3		4	0	1	0	0	1	5
20 Brian Dozier, R (1, 6) OBP: 0.263, SLG: 0.338		B FC 90 F SI 90 F FC 91 B SL 87 X SL 87 2-2 G4-3			F FC 90 B FF 91 L SL 86 B CU 80 F SL 86 F SL 87 F FF 90 F CH 86 F CU 78 3-2 B CU 78 X SL 88 G5-3		C FF 93 S FF 94 B FF 94 F FC 90 F FF 95 X SL 80 1-2 8 FC5-4 1B		C FF 91 C CU 79 B FF 92 B CU 82 X FF 93 2-2 P4	4	0	1	0	0	0	1
8 Jamey Carroll, R (1, 4) OBP: 0.341, SLG: 0.309			C FC 90 F FF 90 B FF 90 B CU 76 F FF 91 F SL 86 F FC 91 X FF 91 2-2 2 G4-3 58 SH5-4 1B		B SI 91 C SI 90 X CH 87 1-1 G4-3		C FF 94 X FC 90 0-1 FC5-4 2 HR 1-2f		C FF 92 B FF 92 B FF 93 B FF 90 B FF 91 4-1 12 1B BB	3	1	1	0	1	0	1
58 Scott Diamond, L (1, 1) OBP: 0.250, SLG: 0.250 31 Alex Burnett, R (6, 1) 27 Chris Parmelee, L (7, PH) OBP: 0.250, SLG: 0.245 49 Jeff Manship, R (7, 1) 52 Brian Duensing, L (7, 1) 12 Alexi Casilla, S (9, PH) OBP: 0.294, SLG: 0.327			X SI 89 0-0 SH5-4 1-2		B SI 90 F SI 90 B SL 87 X SI 90 2-1 G3		C SL 78 C CH 86 C FF 94 0-3		C FF 91 B CU 80 X FF 92 1-1 1-2 1B	1 0 1 0 0 1	0 0 0 0 0 0	0 0 0 0 0 1	0 0 0 0 0 0	0 0 1 0 0 0	0 0 1 0 0 0	0 0 1 0 0 0
Inning Stats	R: 0 E: 0 K: 1 S: 7 H: 0 LOB: 0 BB: 0 P: 10	R: 0 E: 0 K: 0 S: 12 H: 1 LOB: 1 BB: 0 P: 20	R: 0 E: 0 K: 0 S: 13 H: 1 LOB: 1 BB: 0 P: 19	R: 0 E: 0 K: 1 S: 11 H: 1 LOB: 1 BB: 0 P: 18	R: 0 E: 0 K: 0 S: 12 H: 0 LOB: 0 BB: 0 P: 18	R: 0 E: 0 K: 1 S: 11 H: 1 LOB: 3 BB: 2 P: 23	R: 2 E: 0 K: 1 S: 14 H: 2 LOB: 0 BB: 0 P: 18	R: 0 E: 0 K: 0 S: 5 H: 1 LOB: 1 BB: 0 P: 10	R: 0 E: 0 K: 1 S: 12 H: 1 LOB: 2 BB: 1 P: 23	1B: 7 2B: 0 3B: 0 HR: 1 SF: 0 SAC: 1 DP: 0 HBP: 0						

	AB	34
	R	2
	H	8
	RBI	2
	BB	3
	SO	5
	LOB	16

WP: 0 PA: 38
PB: 0
SB: 1
CS: 0

PITCHER		IP	WLS	BF	H	R	ER	SO	BB	IBB	HBP	BLK	WP	HR	S	P	ERA	WHIP
29 Kevin Correia, R ERA: 4.12	(1, 1)	5.1	W	21	4	0	0	2	1	0	0	0	0	0	61	97	0.00	0.938
44 Tony Watson, L ERA: 3.63	(6, 1)	0.2	H	3	0	0	0	1	1	0	0	0	0	0	5	11	0.00	1.500
37 Juan Cruz, R ERA: 2.66	(7, 1)	1.0		5	2	2	2	1	0	0	0	0	0	1	14	18	18.00	2.000
30 Chris Resop, R ERA: 3.82	(8, 1)	2.0		9	2	0	0	1	1	0	0	0	0	0	17	33	0.00	1.500

PITCHER		IP	WLS	BF	H	R	ER	SO	BB	IBB	HBP	BLK	WP	HR	S	P	ERA	WHIP

Batter	1	2	3	4	5	6	7	8	9	AB	R	H	RBI	BB	SO	LOB
31 Jose Tabata, R (1, 7) OBP: 0.290, SLG: 0.338	B FF 89 X FF 88 1-0 ① G6-3	B FF 89 C FF 88 F FF 89 D CU 82 X FF 88 2-2 ② F8			B CU 78 X FF 89 1-0 ① G6-3	B SI 93 B SL 84 B FF 92 C FF 91 X SI 90 3-1 ③ G6-3		B SL 82 F SI 92 B SI 92 X SI 93 2-1 ① F9		5	0	0	0	0	0	2
5 Josh Harrison, R (1, 9) OBP: 0.311, SLG: 0.436	B FF 88 C FF 89 X CH 84 1-1 HR	F CU 81 F FF 89 S CU 82 0-3 ③ K			L FF 89 F FF 88 F CU 81 B FF 90 F CU 80 B FF 88 F SI 86 X CU 82 2-2 14 S 22 S 14 SF8 1B		C SI 89 S SI 89 X CU 83 0-2 22 HR 1B	X SI 93 0-0 ② F8		5	3	3	1	0	1	2
22 Andrew McCutchen, R (1, 8) OBP: 0.390, SLG: 0.562	B FF 89 B FF 89 X FF 89 2-0 18 G6-3 14 1B 1B	B FF 88 C FF 89 C CU 82 F FF 88 X FF 89 1-2 ① G4-3			B CU 80 T FF 89 B CU 82 B FF 89 D CU 80 4-1 14 SF8 14 S 1-2 BB		B SI 89 1 SAFE 1 SAFE F SI 88 B CU 81 F SI 88 B FF 91 1 SAFE X SI 88 3-2 1-H HR	F SL 85 F SI 92 B SL 85 F SL 85 B SI 93 F SL 85 B SI 93 X SI 94 3-2 1-3 2B		4	1	3	2	1	0	0
14 Casey McGehee, R (1, 3) OBP: 0.329, SLG: 0.366	B CU 81 C FF 89 B SI 89 X FF 88 2-1 18 G6-3 1-2 1B	X FF 89 0-0 ② F9			C CU 80 B FF 88 S CU 82 B FF 88 X CU 83 2-2 ② SF8 1-3 2-H		B CU 82 C SI 88 S CU 82 S CU 83 1-3 ① K	X SL 85 0-0 ③ G6-3		4	0	1	1	0	1	2
18 Neil Walker, S (1, 4) OBP: 0.328, SLG: 0.368	B FF 89 B FF 88 X FF 89 2-0 ② G6-3 1-2 2-3	C FF 90 B FF 88 B CH 84 B FF 89 F FF 89 X FF 89 3-2 ③ G6-3			B CU 82 C CU 82 X FF 89 1-1 ③ L7		B SI 92 B SI 91 B SI 91 B FF 91 4-0 24 2B 26 SF7 BB			3	1	0	0	1	0	3
24 Pedro Alvarez, L (1, 5) OBP: 0.280, SLG: 0.459	B CU 83 S CU 83 B CU 82 D CU 82 T CU 81 D CU 82 4-2 BB			B FF 88 B FF 89 X FF 88 2-0 ① G3		S CU 79 B FF 88 B FF 88 X FF 89 2-1 12 2B 1B	C FF 91 B SL 86 X SL 84 1-1 1-3 2B			3	1	2	0	1	0	0
26 Rod Barajas, R (1, 2) OBP: 0.279, SLG: 0.378	B FF 89 X FF 89 1-0 ③ G4-3			F FF 89 F FF 88 X CU 78 0-2 ② F9		D CU 79 X FF 89 1-0 ① F8	B SI 93 B SI 92 X SI 92 2-0 ② SF7 3-H			3	0	0	1	0	0	4
12 Clint Barmes, R (1, 6) OBP: 0.222, SLG: 0.305		C FF 88 B FF 87 B FF 88 B FF 90 C FF 89 X FF 88 3-2 29 SH1-4 1B		C FF 89 S CU 81 X CU 80 0-2 1B		B FF 89 1 SAFE X CU 81 1-0 65 WP 65 G6-3 1-H 2B	S SI 93 F SL 85 X SI 92 0-2 ③ F9			4	1	3	1	0	0	1
29 Kevin Correia, R (1, 1) 44 Tony Watson, L (6, 1) 65 Matt Hague, R (6, PH) OBP: 0.265, SLG: 0.250 37 Juan Cruz, R (7, 1) 30 Chris Resop, R (8, 1)		L FF 88 X FF 89 0-1 ① SH1-4 1-2		B FF 88 C FF 88 F FF 88 B CU 80 F FF 89 F CU 81 X FF 88 2-2 ③ G5-3		C CU 75 B CU 76 B FF 92 B CU 77 X SI 93 3-1 ② G6-3 2-H		B SI 91 B SI 90 B FF 91 C FF 91 B SI 90 4-1 22 2B BB		1 0 1 0 0	0 0 0 0 0	0 0 0 0 0	0 0 1 0 0	0 0 0 0 1	0 0 0 0 0	1 0 0 0 0
Inning Stats	R: 1 E: 0 K: 0 S: 10 H: 3 LOB: 3 BB: 1 P: 23	R: 0 E: 0 K: 1 S: 11 H: 1 LOB: 1 BB: 0 P: 16	R: 0 E: 0 K: 0 S: 8 H: 0 LOB: 0 BB: 0 P: 12	R: 0 E: 0 K: 0 S: 12 H: 1 LOB: 1 BB: 0 P: 16	R: 1 E: 0 K: 0 S: 13 H: 1 LOB: 1 BB: 1 P: 23	R: 2 E: 0 K: 0 S: 8 H: 2 LOB: 0 BB: 0 P: 18	R: 3 E: 0 K: 1 S: 15 H: 3 LOB: 1 BB: 1 P: 26	R: 0 E: 0 K: 0 S: 10 H: 1 LOB: 2 BB: 1 P: 19		1B: 7 2B: 3 3B: 0 HR: 2	SF: 2 SAC: 1 DP: 0 HBP: 0	WP: 1 PB: 0 SB: 3 CS: 0	PA: 40			

BOTTOM

Minnesota Twins @ Pittsburgh Pirates

PNC Park, Pittsburgh, PA

Tue Jun 19 2012, 7:08 PM - 10:17 PM EDT

Att. 19,936 - Partly Cloudy - 89 F

livebaseballscorecards.com

AB	33
R	7
H	12
RBI	7
BB	4
SO	2
LOB	15

PITCHER		IP	WLS	BF	H	R	ER	SO	BB	IBB	HBP	BLK	WP	HR	S	P	ERA	WHIP
58 Scott Diamond, L ERA: 2.57	(1, 1)	5.1	L	26	8	4	4	1	2	0	0	0	0	0	58	98	6.75	1.875
31 Alex Burnett, R ERA: 2.16	(6, 1)	0.2		2	0	0	0	0	0	0	0	0	1	0	4	10	0.00	0.000
49 Jeff Manship, R ERA: 7.27	(7, 1)	0.1		4	2	3	3	1	1	0	0	0	0	1	9	17	81.00	9.000
52 Brian Duensing, L ERA: 3.12	(7, 1)	1.2		8	2	0	0	0	1	0	0	0	0	0	16	28	0.00	1.800

PITCHER	IP	WLS	BF	H	R	ER	SO	BB	IBB	HBP	BLK	WP	HR	S	P	ERA	WHIP

Batter	1	2	3	4	5	6	7	8	9	AB	R	H	RBI	BB	SO	LOB
2 Denard Span, L (1, 8) OBP: 0.351, SLG: 0.395	G1-4-3	L7			1B		G3			4	0	1	0	0	0	1
11 Ben Revere, L (1, 9) OBP: 0.338, SLG: 0.374	F8		G6-3		K			G4-3		4	0	0	0	0	1	1
16 Josh Willingham, R (1, 7) OBP: 0.387, SLG: 0.549	24 1B 2B		K		F9			HR		4	2	2	1	0	1	1
33 Justin Morneau, L (1, 3) OBP: 0.304, SLG: 0.458	24 1B BB		L8			L8		20 FC6-4 1B		3	0	1	0	1	0	0
24 Trevor Plouffe, R (1, 5) OBP: 0.339, SLG: 0.560	20 BB 1-3 2-H 1B			K		K		F9		4	0	1	1	0	2	1
20 Brian Dozier, R (1, 6) OBP: 0.262, SLG: 0.331	1-2 BB			G5-3		P6		FC6-4 1-2f		3	0	0	0	1	0	1
8 Jamey Carroll, R (1, 4) OBP: 0.340, SLG: 0.308	L1			1B			G6-3		G5-3	4	0	1	0	0	0	3
41 Drew Butera, R (1, 2) OBP: 0.309, SLG: 0.320		K		P4			47 G3 2B		L8	4	0	1	0	0	1	1
47 Francisco Liriano, L (1, 1) 61 Jared Burton, R (7, 1) 19 Darin Mastroianni, R (9, PH) OBP: 0.292, SLG: 0.279 15 Glen Perkins, L (9, 1)		K			K		G3 2-3		P3	3 0 1 0	0 0 0 0	0 0 0 0	0 0 0 0	0 0 0 0	2 0 0 0	1 0 0 0
Inning Stats	R: 1 E: 0 K: 0 S: 15 H: 2 LOB: 3 BB: 2 P: 27	R: 0 E: 0 K: 2 S: 8 H: 0 LOB: 0 BB: 0 P: 12	R: 0 E: 0 K: 1 S: 6 H: 0 LOB: 0 BB: 0 P: 10	R: 0 E: 0 K: 1 S: 11 H: 1 LOB: 1 BB: 0 P: 17	R: 0 E: 0 K: 2 S: 15 H: 1 LOB: 1 BB: 0 P: 19	R: 0 E: 0 K: 1 S: 9 H: 0 LOB: 0 BB: 0 P: 12	R: 0 E: 0 K: 0 S: 7 H: 1 LOB: 1 BB: 0 P: 11	R: 1 E: 0 K: 0 S: 9 H: 2 LOB: 1 BB: 0 P: 10	R: 0 E: 0 K: 0 S: 5 H: 0 LOB: 0 BB: 0 P: 8	1B: 4 2B: 2 3B: 0 HR: 1 SF: 0 SAC: 0 DP: 0 HBP: 0						

PITCHER	IP	WLS	BF	H	R	ER	SO	BB	IBB	HBP	BLK	WP	HR	S	P	ERA	WHIP
45 Erik Bedard, L (1, 1) ERA: 4.13	6.0		24	4	1	1	7	2	0	0	0	0	0	64	97	1.50	1.000
48 Jared Hughes, R (7, 1) ERA: 2.02	1.0		4	1	0	0	0	0	0	0	0	0	0	7	11	0.00	1.000
39 Jason Grilli, R (8, 1) ERA: 2.03	1.0	L	5	2	1	1	0	0	0	0	0	0	1	9	10	9.00	2.000
43 Doug Slaten, L (9, 1) ERA: 2.45	1.0		3	0	0	0	0	0	0	0	0	0	0	5	8	0.00	0.000

PITCHER	IP	WLS	BF	H	R	ER	SO	BB	IBB	HBP	BLK	WP	HR	S	P	ERA	WHIP

Minnesota Twins @ Pittsburgh Pirates

PNC Park, Pittsburgh, PA

Wed Jun 20 2012, 7:08 PM - 9:50 PM EDT

Att. 19,878 - Partly Cloudy - 91 F

TOP

livebaseballscorecards.com

AB	34
R	2
H	7
RBI	2
BB	2
SO	7
LOB	10

WP: 0 PA: 36
PB: 0
SB: 0
CS: 0

Minnesota Twins @ Pittsburgh Pirates

PNC Park, Pittsburgh, PA

Wed Jun 20 2012, 7:08 PM - 9:50 PM EDT

Att. 19,878 - Partly Cloudy - 91 F

livebaseballscorecards.com

Batter	1	2	3	4	5	6	7	8	9	AB	R	H	RBI	BB	SO	LOB
31 Jose Tabata, R (1, 7) (9, 9) OBP: 0.286, SLG: 0.333	B SI 91 C SI 90 S SI 91 S SI 92 1-3 ① K		C SL 84 F CH 85 B FF 94 X CH 87 1-2 ③ G6-3			X SI 92 0-0 ① SH3-4 1-2	C FF 93 D CH 87 S CH 86 X FF 94 1-2 ③ G3			3	0	0	0	0	1	2
5 Josh Harrison, R (1, 9) OBP: 0.311, SLG: 0.443 7 Alex Presley, L (8, PH) (9, 7) OBP: 0.244, SLG: 0.360	C SI 93 B CH 84 X SI 92 1-1 2B			B SI 92 X SL 82 1-0 ① G4-3		F SL 86 B SI 93 S CH 85 X CH 85 1-2 ② FC1-5-6 2-3		C SI 92 B CH 85 F CH 86 B FF 93 B CH 87 F CH 87 F FF 93 F FF 93 X CH 87 3-2 ① G4-3		3 1	0 0	1 0	0 0	0 0	0 0	1 0
22 Andrew McCutchen, R (1, 8) OBP: 0.392, SLG: 0.559	B CH 84 C CH 84 F FF 92 S SL 85 1-3 ② K			B CH 85 X SI 93 1-0 ② G6-3		B CH 85 B CH 84 D SL 86 I IN 74 4-0 IBB		X FF 92 0-0 14 FC6-4 1B		3	0	1	0	1	1	1
14 Casey McGehee, R (1, 3) OBP: 0.327, SLG: 0.362	C SL 85 X SL 85 0-1 ③ G6-3			X SI 93 0-0 1B		D SL 87 C SL 85 T SL 86 D CH 87 S SL 86 2-3 ③ K		F FF 91 X CH 86 0-1 ② FC6-4 1-2f		4	0	1	0	0	1	4
18 Neil Walker, S (1, 4) OBP: 0.323, SLG: 0.362		B SI 92 B CH 85 X SI 93 2-0 ① G6-3		C SL 84 B CH 84 F CH 84 X SL 86 1-2 ③ F9			S CH 84 B SI 91 S SL 85 X CH 86 1-2 ① P4	F SL 85 S CH 88 C SI 94 0-3 ③ K		4	0	0	0	0	1	2
24 Pedro Alvarez, L (1, 5) OBP: 0.284, SLG: 0.455 69 Jordy Mercer, R (9, PR) OBP: 0.273, SLG: 0.111		F SI 92 F SI 92 X SL 86 0-2 ② G1-3			C SL 84 C SI 92 B SI 93 B SI 92 S SL 85 2-3 ① K2-3		F SL 88 F SL 87 B SL 87 H SI 92 2-2 55 BB 12 1B 26 SF8 HBP		B FF 94 B FF 95 B FF 94 B SI 93 4-0 BB	2 0	1 0	0 0	0 0	1 0	1 0	0 0
12 Clint Barmes, R (1, 6) OBP: 0.223, SLG: 0.304		C SL 83 F SL 84 B CH 85 B FF 93 S SL 86 2-3 ③ K			B CH 85 X SI 93 1-0 ② F9		B CH 84 1 SAFE 1 SAFE C SI 93 1 SAFE F SI 93 D SL 86 X SL 85 2-2 55 BB 1-2 1B		C SI 93 L SL 84 B FF 95 B SL 84 1 SAFE S SL 83 2-3 ① K	4	0	1	0	0	2	1
55 Michael McKenry, R (1, 2) OBP: 0.273, SLG: 0.348		B SI 92 B SI 92 C SI 92 S SL 85 S SL 86 2-3 ① K2-3			C SI 93 S CH 86 B CH 86 X SI 92 1-2 ③ F9		B SL 85 B SI 93 B SI 93 C SI 92 B SI 94 4-1 1-2 2-3 BB		X FF 94 0-0 ② F8	3	0	0	0	1	1	1
45 Erik Bedard, L (1, 1) OBP: 0.100, SLG: 0.100 65 Matt Hague, R (6, PH) OBP: 0.275, SLG: 0.262 48 Jared Hughes, R (7, 1) 26 Rod Barajas, R (7, PH) OBP: 0.277, SLG: 0.378 39 Jason Grilli, R (8, 1) 43 Doug Slaten, L (9, 1) 46 Garrett Jones, L (9, PH) OBP: 0.272, SLG: 0.458			C FF 92 X SI 92 0-1 ② G5-3			B SL 82 B SI 93 C SI 92 F SL 82 F SL 86 X SI 93 2-2 5 FC1-5-6 31 SH3-4 1B	D SL 87 D SL 87 C SI 93 X SL 87 2-1 ② SF8 3-H		F SL 82 B SL 84 C SI 95 S FF 94 1-3 ③ K	1 1 0 0 0 0 1	0 0 0 0 0 0 0	0 1 0 1 0 0 0	0 0 0 0 0 0 0	0 0 0 0 0 0 0	0 0 0 0 0 0 1	0 0 0 0 0 0 1
Inning Stats	R: 0 E: 0 K: 2 S: 10 H: 1 LOB: 1 BB: 0 P: 13	R: 0 E: 0 K: 1 S: 7 H: 0 LOB: 0 BB: 0 P: 11	R: 0 E: 0 K: 1 S: 8 H: 0 LOB: 0 BB: 0 P: 11	R: 0 E: 0 K: 0 S: 6 H: 1 LOB: 1 BB: 0 P: 9	R: 0 E: 0 K: 1 S: 7 H: 0 LOB: 0 BB: 0 P: 11	R: 0 E: 0 K: 1 S: 11 H: 1 LOB: 2 BB: 1 P: 20	R: 1 E: 0 K: 0 S: 14 H: 1 LOB: 1 BB: 1 P: 26	R: 0 E: 0 K: 1 S: 12 H: 1 LOB: 1 BB: 0 P: 15	R: 0 E: 0 K: 2 S: 7 H: 0 LOB: 1 BB: 1 P: 14	1B: 4 2B: 1 3B: 0 HR: 0		SF: 1 SAC: 1 DP: 0 HBP: 1			WP: 0 PB: 0 SB: 0 CS: 0	PA: 36

PITCHER		IP	WLS	BF	H	R	ER	SO	BB	IBB	HBP	BLK	WP	HR	S	P	ERA	WHIP
47 Francisco Liriano, L ERA: 5.74	(1, 1)	6.2		27	4	1	1	6	1	1	1	0	0	0	60	97	1.35	0.750
61 Jared Burton, R ERA: 3.21	(7, 1)	1.1	W	5	1	0	0	1	0	0	0	0	0	0	15	19	0.00	0.750
15 Glen Perkins, L ERA: 3.03	(9, 1)	1.0	S	4	0	0	0	2	1	0	0	0	0	0	7	14	0.00	1.000

PITCHER	IP	WLS	BF	H	R	ER	SO	BB	IBB	HBP	BLK	WP	HR	S	P	ERA	WHIP

BOTTOM

AB	30
R	1
H	5
RBI	1
BB	3
SO	9
LOB	13

Batter	1	2	3	4	5	6	7	8	9	AB	R	H	RBI	BB	SO	LOB
2 Denard Span, L (1, 8) OBP: 0.350, SLG: 0.393	B FF 91 F FF 93 C FF 92 S CU 76 1-3 K2-3 ①		B FF 93 C FF 92 C SL 79 B CU 77 X FF 92 2-2 1B		X FF 92 0-0 F9 ②			C FF 92 B CH 82 B FF 92 X FF 92 2-1 P6 ②		4	0	1	0	0	1	1
11 Ben Revere, L (1, 9) OBP: 0.329, SLG: 0.364	B FF 93 C FF 92 B FF 93 X FF 92 2-1 G4-3 ②		B FF 91 C FF 92 1 SAFE B FF 91 X FF 91 2-1 F7 ③		X FF 91 0-0 B2-3 ③			C FF 91 C CU 76 X CU 76 0-2 G1 ③		4	0	0	0	0	0	2
16 Josh Willingham, R (1, 7) OBP: 0.386, SLG: 0.545 19 Darin Mastroianni, R (8, 7) OBP: 0.286, SLG: 0.273	F FF 93 C SL 80 B CU 78 S CU 76 1-3 K2-3 ③			H SL 78 1-0 33 G6-4-3 HBP		B SL 78 B FF 90 X FF 91 2-0 F7 ①			B FF 91 C FF 91 F FF 92 B CU 77 F FF 93 B FF 93 F FF 90 X FF 92 3-2 L8 ①	2 1	0 0	0 0	0 0	0 0	1 0	0 0
33 Justin Morneau, L (1, 3) OBP: 0.309, SLG: 0.467 27 Chris Parmelee, L (8, 3) OBP: 0.257, SLG: 0.253		B FF 92 F FF 90 S SL 80 X SI 92 1-2 18 F7 2B		B CU 72 F SI 91 B FF 92 B FF 91 X FF 93 3-1 G6-4-3 ①② 1-2f		S CH 81 F CU 75 X CU 77 0-2 18 2-6-5 18 S 1B			C FF 92 X CU 77 0-1 1B	3 1	0 0	2 1	0 0	0 0	0 0	1 0
24 Trevor Plouffe, R (1, 5) OBP: 0.337, SLG: 0.558		C SL 79 S FF 92 X CU 76 0-2 G6-3 ①		X FF 92 0-0 18 1B 2B		B SI 91 X SL 80 1-0 L7 ②			B FF 92 X FF 91 1-0 F7 ②	4	1	1	0	0	0	3
18 Ryan Doumit, S (1, 2) OBP: 0.313, SLG: 0.405		D SL 80 X SL 79 1-0 F7 ② 2-3		F FF 93 X FF 92 0-1 2-H 1B		F FF 92 D CH 83 S CU 77 F CU 78 D CU 77 D CH 83 3-2 2-6-5 ③ 1-3	B CH 79 F FF 91 B SL 80 X FF 92 2-1 G4-3 ①		B FF 92 B FF 92 F FF 92 X FF 92 2-1 L9 ③	4	0	1	1	0	0	2
20 Brian Dozier, R (1, 6) OBP: 0.257, SLG: 0.325		C FF 92 F SI 92 D CU 77 D CU 78 X CU 76 2-2 G5-3 ③		B FF 92 B FF 93 X FF 91 2-0 P6 ③			F FF 91 B CU 76 C FF 92 F SI 93 C FF 92 1-3 K ②			3	0	0	0	0	1	2
12 Alexi Casilla, S (1, 4) OBP: 0.288, SLG: 0.320 49 Jeff Manship, R (7, 1) 60 Jeff Gray, R (8, 1)			B FF 90 B FF 90 X FF 90 2-0 F7 ①		C FF 91 C CU 74 S CU 77 0-3 K ①		F FF 92 B CU 76 B FF 93 X FF 90 2-1 P6 ③			3 0 0	0 0 0	0 0 0	0 0 0	0 0 0	1 0 0	0 0 0
62 Liam Hendriks, R (1, 1) 31 Alex Burnett, R (6, 1) 8 Jamey Carroll, R (7, 4) OBP: 0.339, SLG: 0.307			C FF 91 B FF 92 S FF 91 F CU 74 S FF 92 1-3 K ②		B FF 90 B FF 90 B FF 92 C FF 92 F FF 92 X FF 92 3-2 E6			C FF 90 S FF 92 B CU 78 X SI 92 1-2 G4-3 ①		2 0 1	0 0 0	0 0 0	0 0 0	0 0 0	1 0 0	0 0 0
Inning Stats	R: 0 E: 0 K: 2 S: 8 H: 0 LOB: 0 BB: 0 P: 12	R: 0 E: 0 K: 0 S: 10 H: 1 LOB: 1 BB: 0 P: 14	R: 0 E: 0 K: 1 S: 10 H: 1 LOB: 1 BB: 0 P: 17	R: 1 E: 0 K: 0 S: 6 H: 2 LOB: 1 BB: 0 P: 12	R: 0 E: 1 K: 1 S: 8 H: 0 LOB: 1 BB: 0 P: 11	R: 0 E: 0 K: 0 S: 8 H: 1 LOB: 1 BB: 0 P: 14	R: 0 E: 0 K: 1 S: 8 H: 0 LOB: 0 BB: 0 P: 13	R: 0 E: 0 K: 0 S: 8 H: 0 LOB: 0 BB: 0 P: 11	R: 0 E: 0 K: 0 S: 10 H: 1 LOB: 1 BB: 0 P: 16	1B: 4 2B: 2 3B: 0 HR: 0	SF: 0 SAC: 0 DP: 1 HBP: 1					

PITCHER	IP	WLS	BF	H	R	ER	SO	BB	IBB	HBP	BLK	WP	HR	S	P	ERA	WHIP
53 James McDonald, R (1, 1) ERA: 2.19	9.0	W	34	6	1	1	5	0	0	1	0	0	0	76	120	1.00	0.667

PITCHER	IP	WLS	BF	H	R	ER	SO	BB	IBB	HBP	BLK	WP	HR	S	P	ERA	WHIP

TOP

Minnesota Twins @ Pittsburgh Pirates

PNC Park, Pittsburgh, PA

Thu Jun 21 2012, 7:08 PM - 9:36 PM EDT

Att. 21,563 - Partly Cloudy - 90 F

livebaseballscorecards.com

AB	32
R	1
H	6
RBI	1
BB	0
SO	5
LOB	11

1B: 4 SF: 0
2B: 2 SAC: 0
3B: 0 DP: 1
HR: 0 HBP: 1

WP: 0 PA: 33
PB: 0
SB: 1
CS: 0

BOTTOM

Minnesota Twins @ Pittsburgh Pirates

PNC Park, Pittsburgh, PA

Thu Jun 21 2012, 7:08 PM - 9:36 PM EDT

Att. 21,563 - Partly Cloudy - 90 F

livebaseballscorecards.com

Batter	1	2	3	4	5	6	7	8	9	AB	R	H	RBI	BB	SO	LOB
7 Alex Presley, L (1, 7) OBP: 0.249, SLG: 0.361	B SI 87 X SI 87 1-0 G1-3 ①	B SI 87 C CH 80 B SI 88 C SI 88 B CU 73 X SI 87 3-2 18 E, 22 2B, 1-2, 1B		C CH 80 F SI 89 F FF 90 X FF 91 0-2 L4 ②		C SI 92 F CU 78 X FF 93 0-2 18 S, 1B		X SI 92 0-0 G3-1 ②		5	1	2	0	0	0	0
18 Neil Walker, S (1, 4) OBP: 0.318, SLG: 0.355	B CH 86 B SI 87 S SI 88 B SI 88 F SI 87 X SI 86 3-2 F7 ②	C CH 80 B SI 88 D CU 74 F SI 88 X FF 89 2-2 FC6, 22 2B, 1-2, 2-3		C CU 72 C FF 90 B CU 72 B FF 89 X SI 89 2-2 G1-3 ③		B CU 76 B SI 90 1 SAFE F SI 91 C SI 90 B FF 92 X SI 90 3-2 G5-3 ③, 1-2		C SL 86 F FF 93 X SL 86 0-2 F9 ③		5	1	0	0	0	0	3
22 Andrew McCutchen, R (1, 8) OBP: 0.397, SLG: 0.574	C FF 89 S CU 73 B FF 89 B CU 74 X FF 89 2-2 46, 1B, 3B	S SL 79 D CU 74 X SI 90 1-1 1-H, 2-H, 3-H, 2B			B SL 79 F FF 90 B CU 73 F FF 90 T CU 74 2-2 K ①		F FF 92 B CU 83 S CU 82 B CU 84 B FF 91 X CU 82 3-2 46 HR, 1B			4	2	3	3	0	1	0
46 Garrett Jones, L (1, 9) OBP: 0.277, SLG: 0.478 31 Jose Tabata, R (8, 9) OBP: 0.286, SLG: 0.333	B SI 87 C CH 80 X CH 80 1-1 14, 1B, 3-H, 1B	C SI 88 X CU 74 0-1 L4 ③			B CU 73 F SI 89 X FF 90 1-1 P5 ②		B SI 91 S SI 91 B SI 90 X SI 90 2-1 1-H, HR			4 0	1 0	2 0	3 0	0 0	0 0	1 0
14 Casey McGehee, R (1, 3) OBP: 0.326, SLG: 0.359	B FF 90 B FF 91 X FF 90 2-0 1-2, 1B		F FF 88 X SI 88 0-1 G6-3 ①		C FF 90 F CU 72 B SL 81 B SI 90 S SL 81 2-3 K ③		S CU 82 X CU 83 0-1 G5-3 ①			4	0	1	0	0	1	0
24 Pedro Alvarez, L (1, 5) OBP: 0.288, SLG: 0.470	D CU 74 F SI 89 F CU 72 B SI 90 S CU 74 2-3 K ③		X CH 80 0-0 G3-1 ②			B SI 87 B CH 80 B FF 88 S SI 87 F SI 87 X SI 87 3-2 26 HR, 1B	C CH 85 B SI 92 X CH 85 1-1 HR			4	2	2	1	0	1	2
26 Rod Barajas, R (1, 2) OBP: 0.282, SLG: 0.396		C FF 88 X SL 79 0-1 G5-3 ①	H FF 89 1-0 HBP			D CU 72 C FF 88 X SL 80 1-1 1-H, HR	B FF 92 S FF 92 S CU 83 S CU 84 1-3 K ②			3	1	1	2	0	1	0
5 Josh Harrison, R (1, 6) OBP: 0.309, SLG: 0.436		F FF 89 X SI 88 0-1 53, FC2-6, 1B	B CU 72 B CU 72 B FF 90 C FF 88 C FF 88 X FF 90 3-2 F9 ③			B SI 92 X SL 83 1-0 F7 ①	C CU 82 X FF 92 0-1 G5-3 ③			4	0	1	0	0	0	1
53 James McDonald, L (1, 1) OBP: 0.138, SLG: 0.107		B SI 87 1 SAFE L CH 86 X CH 85 1-1 FC2-6, 18, 7, E, 1B, 22 2B, 1-2f ②		B SI 88 C SI 88 B CU 71 S SI 89 F SI 88 X SI 88 2-2 F8 ①		C FF 92 C SI 93 B CU 76 F FF 93 F CU 75 S CU 77 1-3 K ②		C FF 92 S FF 93 B FF 93 X SL 85 1-2 F8 ①		4	1	0	0	0	1	1
Inning Stats	R: 1 E: 0 K: 1 S: 13 H: 3 LOB: 2 BB: 0 P: 24	R: 3 E: 1 K: 0 S: 16 H: 3 LOB: 1 BB: 0 P: 23	R: 0 E: 0 K: 0 S: 6 H: 0 LOB: 1 BB: 0 P: 10	R: 0 E: 0 K: 0 S: 11 H: 0 LOB: 0 BB: 0 P: 15	R: 0 E: 0 K: 2 S: 8 H: 0 LOB: 0 BB: 0 P: 13	R: 2 E: 0 K: 1 S: 17 H: 3 LOB: 1 BB: 0 P: 26	R: 3 E: 0 K: 1 S: 14 H: 3 LOB: 0 BB: 0 P: 21	R: 0 E: 0 K: 0 S: 7 H: 0 LOB: 0 BB: 0 P: 8		1B: 7 2B: 1 3B: 1 HR: 3	SF: 0 SAC: 0 DP: 0 HBP: 1	WP: 0 PB: 0 SB: 1 CS: 0	PA: 38			

	AB	37
	R	9
	H	12
	RBI	9
	BB	0
	SO	5
	LOB	8

PITCHER		IP	WLS	BF	H	R	ER	SO	BB	IBB	HBP	BLK	WP	HR	S	P	ERA	WHIP
62 Liam Hendriks, R ERA: 7.39	(1, 1)	5.0	L	25	8	6	3	3	0	0	1	0	0	1	59	94	5.40	1.600
31 Alex Burnett, R ERA: 2.1	(6, 1)	1.0		4	1	0	0	1	0	0	0	0	0	0	12	17	0.00	1.000
49 Jeff Manship, R ERA: 9.31	(7, 1)	1.0		6	3	3	3	1	0	0	0	0	0	2	14	21	27.00	3.000
60 Jeff Gray, R ERA: 4.45	(8, 1)	1.0		3	0	0	0	0	0	0	0	0	0	0	7	8	0.00	0.000

PITCHER		IP	WLS	BF	H	R	ER	SO	BB	IBB	HBP	BLK	WP	HR	S	P	ERA	WHIP

Detroit Tigers @ Pittsburgh Pirates

PNC Park, Pittsburgh, PA

Fri Jun 22 2012, 7:08 PM - 9:45 PM EDT

Att. 37,965 - Partly Cloudy - 81 F

TOP

livebaseballscorecards.com

Batter	1	2	3	4	5	6	7	8	9	AB	R	H	RBI	BB	SO	LOB
14 Austin Jackson, R (1, 8) OBP: 0.404, SLG: 0.533 49 Luis Marte, R (7, 1)	C FF 91 S KC 80 B KC 80 F KC 81 B SI 92 B FF 93 X SI 91 3-2 G1-3		C SI 93 C SI 92 B KC 83 F KC 82 B SI 93 B SI 92 S FF 93 3-3 K			T SI 91 B FF 91 B KC 80 F SI 92 X SI 94 2-2 24 G6-4-3 52 BB 1B	C SI 93 B SI 94 B SI 93 F SI 94 F SI 93 S SI 93 2-3 K			4 0 1 0 0 2 2 0 0 0 0 0 0 0						
52 Quintin Berry, L (1, 9) OBP: 0.387, SLG: 0.394 (7, 8)	C SI 93 C SI 93 B KC 82 B SI 93 B KC 82 B SI 93 4-2 24 G5-3 24 S BB		B FF 93 X SI 92 1-0 F7			1 SAFE 1 SAFE 1 SAFE B SI 91 B SI 91 B FF 91 C FF 92 B FF 92 4-1 1-2 24 G6-4-3 BB		C FF 93 F FF 94 S FF 95 0-3 K		2 0 0 0 2 1 0						
24 Miguel Cabrera, R (1, 5) OBP: 0.360, SLG: 0.521	B KC 82 B FF 94 C SI 94 B FF 94 S SI 94 X SI 95 3-2 G5-3 1-3			B FF 92 B SI 91 S FF 92 F FF 92 S FF 93 2-3 K		B SI 93 C SI 93 F SI 93 B SI 93 F FF 93 B KC 83 F FF 93 X SI 93 3-2 G6-4-3 1-2f 2-3		B FF 94 S SL 83 F SI 95 X FF 95 1-2 G1-3		4 0 0 0 0 1 3						
28 Prince Fielder, L (1, 3) OBP: 0.381, SLG: 0.494	F FF 94 C SI 94 X SI 94 0-2 G3			C FF 94 B CH 89 B CH 89 X FF 93 2-1 G5-3		F FF 92 F FF 93 X SI 93 0-2 P5		F FF 94 T FF 95 F FF 95 F SL 84 X FF 94 0-2 G3		4 0 0 0 0 0 2						
21 Delmon Young, R (1, 7) OBP: 0.296, SLG: 0.387		C SI 92 S SI 92 S KC 82 0-3 K		S KC 80 F KC 82 F FF 93 B SI 93 X KC 82 1-2 1B			B SI 92 F SI 92 B FF 93 X SI 92 2-1 F8		C FF 96 S FF 96 S SL 89 0-3 K	4 0 1 0 0 2 0						
13 Alex Avila, L (1, 2) OBP: 0.333, SLG: 0.415		B SI 93 C CH 88 C SI 93 B KC 82 B KC 80 B SI 93 4-2 BB		D KC 82 X FF 94 1-0 G6-3			C SI 93 C CH 85 B FF 93 B SI 92 X SI 93 2-2 G5-3		C FF 96 B SL 89 C FF 96 B SL 89 S SL 89 2-3 K	3 0 0 0 1 1 1						
27 Jhonny Peralta, R (1, 6) OBP: 0.346, SLG: 0.407		C FF 94 C KC 82 X SI 93 0-2 F8			C SI 92 F FF 91 X SI 92 0-2 G5-3		F SI 92 X SI 93 0-1 39 2B		C FF 97 B SL 88 X FF 95 1-1 G6-3	4 1 1 0 0 0 1						
39 Ramon Santiago, S (1, 4) OBP: 0.310, SLG: 0.317		X FF 94 0-0 F7			C FF 92 B KC 80 C SI 93 B KC 81 X FF 92 2-2 G4-3		B SI 93 X SI 93 1-0 26 WP 2-H			3 0 1 1 0 0 1						
58 Doug Fister, L (1, 1) 26 Brennan Boesch, L (7, PH) OBP: 0.279, SLG: 0.365 (7, 9)			B SI 92 C FF 91 C SI 92 C KC 79 1-3 K		M SI 92 B KC 79 B FF 91 C SI 91 X FF 91 2-2 G5-3		F SI 92 D SI 92 B SI 93 B SI 93 F SI 93 F SI 93 D SI 93 4-2 2-3 BB			2 0 0 0 0 1 0 0 0 0 0 1 0 0						
Inning Stats	R: 0 E: 0 K: 0 S: 12 H: 0 LOB: 1 BB: 1 P: 22	R: 0 E: 0 K: 1 S: 9 H: 0 LOB: 1 BB: 1 P: 13	R: 0 E: 0 K: 2 S: 8 H: 0 LOB: 0 BB: 0 P: 13	R: 0 E: 0 K: 1 S: 10 H: 1 LOB: 1 BB: 0 P: 16	R: 0 E: 0 K: 0 S: 9 H: 0 LOB: 0 BB: 0 P: 13	R: 0 E: 0 K: 0 S: 12 H: 1 LOB: 1 BB: 1 P: 21	R: 1 E: 0 K: 1 S: 15 H: 2 LOB: 2 BB: 1 P: 26	R: 0 E: 0 K: 1 S: 11 H: 0 LOB: 0 BB: 0 P: 12	R: 0 E: 0 K: 2 S: 8 H: 0 LOB: 0 BB: 0 P: 11	1B: 2 2B: 2 3B: 0 HR: 0 SF: 0 SAC: 0 DP: 1 HBP: 0						

AB	30
R	1
H	4
RBI	1
BB	4
SO	8
LOB	10

WP: 1 PB: 0 SB: 1 CS: 0 PA: 34

PITCHER		IP	WLS	BF	H	R	ER	SO	BB	IBB	HBP	BLK	WP	HR	S	P	ERA	WHIP
34 A.J. Burnett, R ERA: 3.24	(1, 1)	6.0	W	22	2	0	0	4	3	0	0	0	0	0	60	98	0.00	0.833
48 Jared Hughes, R ERA: 2.23	(7, 1)	0.2		5	2	1	1	0	1	0	0	0	1	0	11	20	13.50	4.500
44 Tony Watson, L ERA: 3.57	(7, 1)	0.1	H	1	0	0	0	1	0	0	0	0	0	0	4	6	0.00	0.000
39 Jason Grilli, R ERA: 1.95	(8, 1)	1.0	H	3	0	0	0	1	0	0	0	0	0	0	11	12	0.00	0.000
52 Joel Hanrahan, R ERA: 2.33	(9, 1)	1.0	S	3	0	0	0	2	0	0	0	0	0	0	8	11	0.00	0.000

PITCHER	IP	WLS	BF	H	R	ER	SO	BB	IBB	HBP	BLK	WP	HR	S	P	ERA	WHIP

Detroit Tigers @ Pittsburgh Pirates

PNC Park, Pittsburgh, PA

Fri Jun 22 2012, 7:08 PM - 9:45 PM EDT

Att. 37,965 - Partly Cloudy - 81 F

livebaseballscorecards.com

Batter	1	2	3	4	5	6	7	8	9	AB	R	H	RBI	BB	SO	LOB
7 Alex Presley, L (1, 7) OBP: 0.249, SLG: 0.364	C SI 85 B SI 87 C FF 86 B FC 85 X SI 88 2-2 18 1B 2B	S CH 83 X CU 77 0-1 ② FC4-6 1-2f			L SI 88 B CU 75 X CH 81 1-1 ② F8		C FF 91 C FF 92 B FF 93 B CH 86 X FF 93 2-2 ③ P5			4	1	1	0	0	0	1
18 Neil Walker, S (1, 4) OBP: 0.317, SLG: 0.353	X SI 88 0-0 22 1B 22 WP 46 G5-4-3 2-H 1B	C CU 76 B FC 86 C CU 76 C FF 90 1-3 ③			C CU 75 B FC 84 C FC 84 B SI 87 C CU 75 2-3 ③			B CH 82 C FF 90 B SL 83 X CH 84 2-1 ① G3		4	1	1	1	0	2	1
22 Andrew McCutchen, R (1, 8) OBP: 0.402, SLG: 0.577	B SI 87 S CU 74 B FC 86 C CH 82 F CU 74 B CU 74 X SI 88 3-2 46 G5-4-3 1-3 1B	C FF 89 S CU 76 F FF 89 X FC 86 0-2 14 G5-4-3 1B				B FC 85 S CU 74 F CU 74 X SI 86 1-2 46 G3 1B		F FF 92 X SL 85 0-1 ② L6		4	0	3	0	0	0	0
46 Garrett Jones, L (1, 9) OBP: 0.272, SLG: 0.469 48 Jared Hughes, R (7, 1) 44 Tony Watson, L (7, 1) 39 Jason Grilli, R (8, 1) 65 Matt Hague, R (8, PH) OBP: 0.286, SLG: 0.273 52 Joel Hanrahan, R (9, 1)	C FF 86 F CH 82 B CU 74 F CU 74 X CH 81 1-2 ① ② G5-4-3 1-2f 3-H		1 SAFE F CH 82 1 SAFE B CU 74 F SI 90 F SI 90 F CU 76 S FC 84 1-3 ① K			B SI 85 X SI 86 1-0 ① G3 1-2		C FF 92 B FF 93 S SL 85 X FF 93 1-2 14 WP 1B	3 0 0 0 1 0	0 0 0 0 0 0	0 0 0 0 1 0	0 0 0 0 0 0	1 0 0 0 0 0	3 0 0 0 0 0
14 Casey McGehee, R (1, 3) OBP: 0.318, SLG: 0.350	B FF 89 B CU 76 B SI 89 C SI 89 X SI 87 3-1 ③ G5-3	X SI 89 0-0 ② ③ G5-4-3 1-2f				F SI 86 C CU 74 S CU 74 0-3 ② K		C SL 84 C FF 91 B FF 92 D SL 85 B SL 85 S SL 84 3-3 ③ K 1-2		4	0	0	0	0	2	3
24 Pedro Alvarez, L (1, 5) OBP: 0.293, SLG: 0.471		F SI 87 C CU 75 B CH 81 B CU 75 B CH 81 F SI 89 X CH 83 3-2 34 FC1 26 1B 34 E 1B	F SI 87 B CU 75 C CU 74 F CU 74 C CH 82 1-3 ① K			I IN 74 I IN 71 I IN 72 I IN 69 4-0 IBB				2	1	1	0	1	1	0
26 Rod Barajas, R (1, 2) OBP: 0.289, SLG: 0.401		B FC 87 B SI 88 X SI 89 2-0 34 E 34 E 1-2 1B	X SI 88 0-0 12 G5-4-3 1B			B CU 74 X CU 73 1-0 ③ F7				3	1	2	0	0	0	2
12 Clint Barmes, R (1, 6) OBP: 0.220, SLG: 0.299		C SI 88 F SI 89 S CU 76 0-3 ① K	C SI 88 X SI 88 0-1 ② ③ G5-4-3 1-2f				X FF 91 0-0 ① G4-3			3	0	0	0	0	1	3
34 A.J. Burnett, R (1, 1) OBP: 0.143, SLG: 0.053 31 Jose Tabata, R (7, 9) OBP: 0.285, SLG: 0.332		B SI 88 B FF 89 X SI 86 2-0 FC1 7 FC4-6 1-H 2-H			B SI 88 C SI 88 F SI 89 C CU 77 1-3 ① K		C FF 91 X SL 82 0-1 ② P6			2 1	0 0	0 0	0 0	0 0	1 0	0 0
Inning Stats	R: 2 E: 0 K: 0 S: 14 H: 3 LOB: 0 BB: 0 P: 23	R: 2 E: 1 K: 2 S: 14 H: 2 LOB: 1 BB: 0 P: 22	R: 0 E: 0 K: 1 S: 10 H: 1 LOB: 0 BB: 0 P: 11	R: 0 E: 0 K: 1 S: 7 H: 1 LOB: 0 BB: 0 P: 8	R: 0 E: 0 K: 2 S: 8 H: 0 LOB: 0 BB: 0 P: 12	R: 0 E: 0 K: 1 S: 8 H: 1 LOB: 2 BB: 1 P: 15	R: 0 E: 0 K: 0 S: 6 H: 0 LOB: 0 BB: 0 P: 8	R: 0 E: 0 K: 1 S: 10 H: 1 LOB: 1 BB: 0 P: 16		1B: 8 2B: 1 3B: 0 HR: 0 SF: 0 SAC: 0 DP: 3 HBP: 0					WP: 2 PB: 0 SB: 0 CS: 0 PA: 32	

	AB	31
	R	4
	H	9
	RBI	1
	BB	1
	SO	8
	LOB	13

PITCHER		IP	WLS	BF	H	R	ER	SO	BB	IBB	HBP	BLK	WP	HR	S	P	ERA	WHIP
58 Doug Fister, R ERA: 2.72	(1, 1)	6.0	L	25	8	4	2	7	0	1	0	0	1	0	61	91	3.00	1.333
49 Luis Marte, R ERA: 4.15	(7, 1)	2.0		7	1	0	0	1	0	0	0	0	1	0	16	24	0.00	0.500

PITCHER	IP	WLS	BF	H	R	ER	SO	BB	IBB	HBP	BLK	WP	HR	S	P	ERA	WHIP

Detroit Tigers @ Pittsburgh Pirates

PNC Park, Pittsburgh, PA

Sat Jun 23 2012, 4:07 PM - 7:05 PM EDT

Att. 38,734 - Partly Cloudy - 82 F

TOP

livebaseballscorecards.com

Batter	1	2	3	4	5	6	7	8	9	AB	R	H	RBI	BB	SO	LOB
14 Austin Jackson, R (1, 8) OBP: 0.396, SLG: 0.521	B FF 93 F FF 93 B FF 93 C FF 94 F FF 94 C CU 84 2-3 ① K		B FF 92 C CU 82 X CU 84 1-1 ③ F8			S FF 93 F FF 93 F CU 85 S FF 94 0-3 ② K		C SL 83 C SL 82 B FF 95 F FF 95 F FF 95 S SL 84 1-3 ③ K		4	0	0	0	0	3	1
26 Brennan Boesch, L (1, 9) OBP: 0.275, SLG: 0.360	C FF 94 F FF 94 B FF 94 B CU 86 B CU 84 F FF 94 F FF 94 X FF 94 3-2 ② P5			B FF 92 B SI 91 F FF 92 X FF 92 2-1 ① G4-3		X FF 93 0-0 ③ F7			B FF 96 X FF 96 1-0 ① F7	4	0	0	0	0	0	1
24 Miguel Cabrera, R (1, 5) OBP: 0.359, SLG: 0.528	X FF 94 0-0 ③ G5-3			F FF 92 F CH 84 B CU 84 F FF 94 S FF 94 1-3 ② K			S FF 93 S FF 93 B FF 95 F FF 94 F FF 94 B CU 86 B CU 86 X FF 95 3-2 HR		F FF 96 F FF 95 B SL 88 X SL 88 1-2 ② F9	4	1	1	1	0	1	0
28 Prince Fielder, L (1, 3) OBP: 0.382, SLG: 0.498		C FF 94 S CH 86 S CH 86 0-3 ① K		B CH 84 F CH 85 C FF 94 X CU 83 1-2 ③ F7			B SL 78 B SL 77 C FF 94 X CH 84 2-1 13 G4-3 2B		X FF 96 0-0 21 BB 1B	4	0	2	0	0	1	0
21 Delmon Young, R (1, 7) OBP: 0.295, SLG: 0.382		C FF 93 B FF 94 C CU 84 S CU 85 1-3 ② K2-3			C CU 80 S FF 92 F FF 93 F FF 94 T CU 83 0-2 ① K		B FF 95 B FC 90 S FC 90 B FF 94 F FC 90 F FF 94 X FC 91 3-2 ① G6-3		B FF 96 F FF 96 B FF 96 B FF 96 C FF 96 B FF 96 4-2 1-2 BB	3	0	0	0	1	2	1
13 Alex Avila, L (1, 2) OBP: 0.331, SLG: 0.407		B FF 94 B FF 93 F SI 94 F FF 94 B CU 84 B FF 95 4-2 BB			C CH 85 C CU 81 X FF 94 0-2 ② F8		C SI 94 F SI 94 B SI 94 F SI 95 X SL 86 1-2 ② G4-3 2-3		S SL 87 S SL 88 S SL 87 0-3 ③ K	3	0	0	0	1	1	3
27 Jhonny Peralta, R (1, 6) OBP: 0.341, SLG: 0.401		C CU 82 F FF 94 F CU 84 X CU 84 0-2 ③ F8			X FF 93 0-0 ③ G6-3		S SI 94 B SI 94 C SI 94 X SI 94 1-2 ③ F8			3	0	0	0	0	0	2
39 Ramon Santiago, S (1, 4) (7, 6) OBP: 0.310, SLG: 0.318			B FF 91 C FF 93 X CH 85 1-1 ① G1-3			X FF 92 0-0 37 SH1-4 1B		C FF 93 C SL 82 B FF 94 C SL 81 1-3 ① K		3	0	1	0	0	1	0
37 Max Scherzer, R (1, 1) 40 Phil Coke, L (7, 1) 20 Octavio Dotel, R (7, 1) 29 Danny Worth, R (7, 4) OBP: 0.270, SLG: 0.200 52 Quintin Berry, L (8, PH) OBP: 0.383, SLG: 0.389 25 Ryan Raburn, R (8, 4) OBP: 0.225, SLG: 0.245			C FF 92 S FF 92 F CU 82 C FF 93 0-3 ② K			X 0-0 ① SH1-4 1-2		B FF 94 S FF 93 S FF 94 F FF 94 B FF 95 X FF 95 2-2 ② G6-3		1 0 0 0 1 0	0 0 0 0 0 0	0 0 0 0 0 0	0 0 0 0 0 0	1 0 0 0 0 0	0 0 0 0 0 0	0 0 0 0 0 0
Inning Stats	R: 0 E: 0 K: 1 S: 10 H: 0 LOB: 0 BB: 0 P: 15	R: 0 E: 0 K: 2 S: 12 H: 0 LOB: 1 BB: 1 P: 17	R: 0 E: 0 K: 1 S: 8 H: 0 LOB: 0 BB: 0 P: 10	R: 0 E: 0 K: 1 S: 9 H: 0 LOB: 0 BB: 0 P: 13	R: 0 E: 0 K: 1 S: 9 H: 0 LOB: 0 BB: 0 P: 9	R: 0 E: 0 K: 1 S: 7 H: 1 LOB: 1 BB: 0 P: 7	R: 1 E: 0 K: 0 S: 18 H: 2 LOB: 1 BB: 0 P: 28	R: 0 E: 0 K: 2 S: 12 H: 0 LOB: 0 BB: 0 P: 16	R: 0 E: 0 K: 1 S: 10 H: 1 LOB: 2 BB: 1 P: 16	1B: 2 2B: 1 3B: 0 HR: 1 SF: 0 SAC: 1 DP: 0 HBP: 0						

PITCHER		IP	WLS	BF	H	R	ER	SO	BB	IBB	HBP	BLK	WP	HR	S	P	ERA	WHIP
32 Brad Lincoln, R ERA: 3.5	(1, 1)	6.0	W	21	2	1	1	7	1	0	0	0	0	1	60	79	1.50	0.500
37 Juan Cruz, R ERA: 2.63	(7, 1)	0.1	H	2	1	0	0	0	0	0	0	0	0	0	6	11	0.00	3.000
44 Tony Watson, L ERA: 3.47	(7, 1)	0.2	H	2	0	0	0	0	0	0	0	0	0	0	7	9	0.00	0.000
39 Jason Grilli, R ERA: 1.88	(8, 1)	1.0	H	3	0	0	0	2	0	0	0	0	0	0	12	16	0.00	0.000
52 Joel Hanrahan, R ERA: 2.25	(9, 1)	1.0	S	5	1	0	0	1	1	0	0	0	0	0	10	16	0.00	2.000

PITCHER	IP	WLS	BF	H	R	ER	SO	BB	IBB	HBP	BLK	WP	HR	S	P	ERA	WHIP

AB	30
R	1
H	4
RBI	1
BB	2
SO	10
LOB	8

WP: 0 PA: 33
PB: 0
SB: 0
CS: 0

Batter	1	2	3	4	5	6	7	8	9	AB	R	H	RBI	BB	SO	LOB
7 Alex Presley, L (1, 7) OBP: 0.254, SLG: 0.372	C FF 92 B FF 93 S FF 92 B FF 93 B CH 85 F FF 95 F FF 93 X FF 93 3-2 G4-3 ①			C FF 92 B CH 84 F FF 93 B SL 85 B FF 95 F FF 93 F CH 84 F FF 95 X FF 95 3-2 22 HR 2B		B FF 91 C CH 84 X CH 84 1-1 G4-3 ①		C FF 91 B CU 77 X FF 90 1-1 31 SH5-4 1-2 1B		4	1	2	0	0	0	0
31 Jose Tabata, R (1, 9) OBP: 0.290, SLG: 0.333	B FF 92 B FF 93 C FF 94 F FF 94 X SL 85 2-2 22 CS 1B			B SL 85 F FF 94 H FF 93 2-1 22 HR HBP		B SL 83 F FF 92 B FF 92 C SL 84 F FF 94 F FF 93 F SL 86 C CH 85 2-3 K ②		X FF 90 0-0 SH5-4 ① 1-2 2-3		2	1	1	0	0	1	0
22 Andrew McCutchen, R (1, 8) OBP: 0.404, SLG: 0.586	1 SAFE B SL 84 1 SAFE C SL 86 S FF 93 1 SAFE 1 SAFE B FF 96 B CH 86 3-3 S SL 87 K ② ③ 1-2			S SL 87 F SL 88 X FF 96 0-2 1-H 2-H HR		C FF 94 S SL 86 S SL 85 0-3 K ③		I I I I 4-0 IBB		3	1	1	3	1	2	1
46 Garrett Jones, L (1, 3) OBP: 0.269, SLG: 0.463 14 Casey McGehee, R (7, PH) OBP: 0.320, SLG: 0.358 (8, 3)		C SL 83 X FF 93 0-1 F8 ①		B CH 84 X FF 94 1-0 G4-3 ①			B CH 83 X SI 92 1-0 18 1B 2B	B FF 91 C FF 90 F FF 91 F FF 93 B SL 82 F FF 92 S FF 92 2-3 K ②		2	0	0	0	0	0	0
18 Neil Walker, S (1, 4) OBP: 0.319, SLG: 0.353		B SL 83 B FF 94 B FF 93 C FF 92 C FF 94 B FF 95 4-2 24 G6-3 BB		C CH 84 B FF 92 X FF 93 1-1 G4-3 ②			F SI 92 S CH 83 F SL 80 F SL 82 X SL 81 0-2 24 1B 5 CS 2-H 1B	C CU 78 B FF 92 B FF 89 B FF 91 S FF 90 F FF 91 F FF 91 C CU 76 3-3 K ③		2 3	1 1	1 1	1 1	1 1	1 3	1 3
24 Pedro Alvarez, L (1, 5) OBP: 0.293, SLG: 0.469		S FF 95 F CH 86 1 SAFE B FF 94 B FF 94 X CH 86 2-2 G6-3 ② ③ 1-2f		F CH 84 S CH 86 F FF 96 S FF 94 0-3 K ③			B SL 78 C SI 92 B FF 91 S FF 92 X SL 80 2-2 5 CS 1-3 1B			3	0	1	0	0	1	1
26 Rod Barajas, R (1, 2) OBP: 0.284, SLG: 0.394			F FF 92 B CH 84 C SL 86 B SL 87 F FF 94 B SL 87 F FF 95 F FF 95 F CH 85 3-2 X FF 96 F8 ①		B SL 83 F FF 91 X CH 82 1-1 P6 ①		X FF 91 0-0 P6 ①			3	0	0	0	0	0	2
5 Josh Harrison, R (1, 6) OBP: 0.301, SLG: 0.423 39 Jason Grilli, R (8, 1) 52 Joel Hanrahan, R (9, 1)			B FF 91 C SL 85 C FF 93 S FF 95 1-3 K ②		B CH 83 B FF 93 X FF 94 2-0 L7 ②		B FF 92 S FF 92 1 SAFE B FC 92 M FF 92 F FF 92 F SL 83 F FF 92 S FC 93 2-3 K ② ③ 1-2 3-H			3 0 0	0 0 0	0 0 0	0 0 0	2 0 0	0 0 0	2 0 0
32 Brad Lincoln, L (1, 1) 37 Juan Cruz, R (7, 1) 44 Tony Watson, L (7, 1) 12 Clint Barmes, R (8, 6) OBP: 0.223, SLG: 0.303			C FF 93 C FF 93 B FF 96 F FF 94 F CH 84 S FF 94 1-3 K ③		C FF 92 B CH 83 F FF 93 S CH 85 1-3 K ③			C FC 91 B FF 92 S FF 90 X FC 92 1-2 31 SH5-4 7 1B 1B		2 0 0 1	0 0 0 0	0 0 0 1	0 0 0 0	2 0 0 0	0 0 0 0	0 0 0 0
Inning Stats	R: 0 E: 0 K: 1 S: 11 H: 1 LOB: 0 BB: 0 P: 19	R: 0 E: 0 K: 0 S: 7 H: 0 LOB: 0 BB: 1 P: 13	R: 0 E: 0 K: 2 S: 15 H: 0 LOB: 0 BB: 0 P: 20	R: 3 E: 0 K: 1 S: 17 H: 2 LOB: 0 BB: 0 P: 24	R: 0 E: 0 K: 1 S: 6 H: 0 LOB: 0 BB: 0 P: 10	R: 0 E: 0 K: 2 S: 11 H: 0 LOB: 0 BB: 0 P: 14	R: 1 E: 0 K: 1 S: 16 H: 3 LOB: 1 BB: 0 P: 21	R: 0 E: 0 K: 2 S: 16 H: 2 LOB: 3 BB: 1 P: 27		1B: 5 2B: 2 3B: 0 HR: 1	SF: 0 SAC: 1 DP: 1 HBP: 1			WP: 0 PB: 0 SB: 0 CS: 3	PA: 32	

PITCHER		IP	WLS	BF	H	R	ER	SO	BB	IBB	HBP	BLK	WP	HR	S	P	ERA	WHIP
37 Max Scherzer, R ERA: 5.12	(1, 1)	6.0	L	21	3	3	3	7	1	0	1	0	0	1	67	100	4.50	0.667
40 Phil Coke, L ERA: 3.73	(7, 1)	0.0		3	3	1	1	0	0	0	0	0	0	0	9	12	∞	∞
20 Octavio Dotel, R ERA: 3.8	(7, 1)	2.0		8	2	0	0	3	0	1	0	0	0	0	23	36	0.00	1.000

PITCHER	IP	WLS	BF	H	R	ER	SO	BB	IBB	HBP	BLK	WP	HR	S	P	ERA	WHIP

BOTTOM

Detroit Tigers @ Pittsburgh Pirates

PNC Park, Pittsburgh, PA

Sat Jun 23 2012, 4:07 PM - 7:05 PM EDT

Att. 38,734 - Partly Cloudy - 82 F

livebaseballscorecards.com

AB	28
R	4
H	8
RBI	4
BB	2
SO	10
LOB	12

Detroit Tigers @ Pittsburgh Pirates

PNC Park, Pittsburgh, PA

Sun Jun 24 2012, 1:36 PM - 4:16 PM EDT

Att. 35,179 - Cloudy - 80 F

livebaseballscorecards.com

Batter	1	2	3	4	5	6	7	8	9	AB	R	H	RBI	BB	SO	LOB
14 Austin Jackson, R (1, 8) OBP: 0.398, SLG: 0.521	X FF 89 52 HR 1B		C SL 88 X CU 76 52 CS 1B		F FF 90 C SL 86 B SL 86 F CU 77 B FF 91 F SL 88 S FC 90 K			X FF 92 F9		4	1	2	0	0	1	1
52 Quintin Berry, L (1, 9) OBP: 0.396, SLG: 0.423	B FF 88 D SL 85 X FF 89 1-H HR		F FF 89 B SL 86 1 SAFE P PO 86 B SI 89 B SI 90 1-2 24 1B BB		B CH 87 F SI 91 F CU 77 D CU 78 B SL 88 F SL 86 C FF 91 K			B FF 93 B FF 91 B FF 91 C FF 92 B FF 91 24 S 21 1B BB		2	2	1	2	2	1	1
24 Miguel Cabrera, R (1, 5) OBP: 0.357, SLG: 0.524	X SI 90 L9		B SL 85 1 SAFE B FF 89 F SL 87 X FF 91 1-2 1B			C CU 77 B FF 90 X SL 88 F7		B FF 94 B FF 94 C FF 94 1 SAFE F FF 94 S FF 94 1-2 K		4	0	1	0	0	1	1
28 Prince Fielder, L (1, 3) OBP: 0.381, SLG: 0.493	F FF 90 B CH 86 F CH 86 X CU 76 G4-3		X FF 87 G3-1			B SI 91 B CU 77 B FC 89 C SI 92 X CH 87 G4-3		I IN 72 I IN 74 I IN 72 I IN 72 21 1B IBB		3	0	0	0	1	0	2
21 Delmon Young, R (1, 7) OBP: 0.298, SLG: 0.384 29 Danny Worth, R (8, 4) OBP: 0.270, SLG: 0.200	B FF 90 B SL 88 F SL 86 X FF 90 G6-3			B FF 89 X SI 90 G6-3		F SL 89 F CU 78 X FF 91 1B		F FF 93 X FF 92 1-3 2-H 1B		4 0	0 0	2 0	1 0	0 0	0 0	0 0
13 Alex Avila, L (1, 2) OBP: 0.324, SLG: 0.396		C FF 89 C CU 76 B SL 87 X CH 86 G5-3		X CH 87 G4-3		C CU 78 B CH 86 F FF 90 F SL 88 X CU 77 G4-3		B FF 93 F CH 84 B FF 93 F FF 93 F SL 79 B FC 90 F FC 88 S FF 94 K		4	0	0	0	0	1	1
27 Jhonny Peralta, R (1, 6) OBP: 0.336, SLG: 0.394		C CU 76 B SL 87 F CU 76 F FC 91 F FC 91 F CU 77 B CU 80 X FF 90 F9		B SL 88 B SL 89 X FC 92 F8			T FF 93 F CU 82 B FF 92 X FF 94 G6-3		C FC 90 T FF 95 X FF 95 G5-3	4	0	0	0	0	0	0
25 Ryan Raburn, R (1, 4) OBP: 0.226, SLG: 0.245 (8, 7)		C FF 90 C CU 75 B FF 91 C FF 92 K			C CU 76 X CU 77 35 SH5-4 1B		B CU 79 F FF 94 X CU 80 L6		C SL 80 B FF 94 B FF 94 B FC 90 S FC 89 T FF 95 K	4	0	1	0	0	2	0
35 Justin Verlander, R (1, 1)			F FF 89 C FF 91 S CU 78 K		B CH 87 L CH 87 M FF 89 X CU 75 SH5-4		B FF 92 S FF 91 S FF 92 X FF 93 F9			2	0	0	0	0	1	0
Inning Stats	R: 2 E: 0 K: 0 S: 8 H: 2 LOB: 0 BB: 0 P: 13	R: 0 E: 0 K: 1 S: 12 H: 0 LOB: 0 BB: 0 P: 16	R: 0 E: 0 K: 1 S: 10 H: 2 LOB: 2 BB: 1 P: 15	R: 0 E: 0 K: 0 S: 3 H: 0 LOB: 0 BB: 0 P: 6	R: 0 E: 0 K: 2 S: 14 H: 1 LOB: 1 BB: 0 P: 20	R: 0 E: 0 K: 0 S: 11 H: 1 LOB: 1 BB: 0 P: 16	R: 0 E: 0 K: 0 S: 8 H: 0 LOB: 0 BB: 0 P: 11	R: 1 E: 0 K: 1 S: 7 H: 1 LOB: 2 BB: 2 P: 17	R: 0 E: 0 K: 2 S: 11 H: 0 LOB: 0 BB: 0 P: 17	1B: 6 2B: 0 3B: 0 HR: 1 SF: 0 SAC: 1 DP: 0 HBP: 0	WP: 0 PB: 0 SB: 1 CS: 1 PA: 35					

PITCHER		IP	WLS	BF	H	R	ER	SO	BB	IBB	HBP	BLK	WP	HR	S	P	ERA	WHIP
29 Kevin Correia, R ERA: 4.03	(1, 1)	6.0		24	6	2	2	4	1	0	0	0	0	1	58	86	3.00	1.167
30 Chris Resop, R ERA: 3.86	(7, 1)	2.0	L	8	1	1	1	1	1	1	0	0	0	0	15	28	4.50	1.000
37 Juan Cruz, R ERA: 2.52	(9, 1)	1.0		3	0	0	0	2	0	0	0	0	0	0	11	17	0.00	0.000

PITCHER		IP	WLS	BF	H	R	ER	SO	BB	IBB	HBP	BLK	WP	HR	S	P	ERA	WHIP

Batter	1	2	3	4	5	6	7	8	9	AB	R	H	RBI	BB	SO	LOB
7 Alex Presley, L (1, 7) OBP: 0.259, SLG: 0.372	B FF 90 X FF 92 1-0 1B		B FF 90 F FF 94 B CU 79 F CH 84 X FF 95 2-2 ② P5			B FF 92 B CH 85 B FF 92 B FF 92 4-0 BB		L FF 96 C CU 79 B CU 80 F CU 81 F CU 80 B FF 97 B FF 97 X FF 96 3-2 ② G4-3		3	0	1	0	1	0	1
5 Josh Harrison, R (1, 4) OBP: 0.291, SLG: 0.407	X FF 92 0-0 ① B5		S SL 82 B SL 82 X FF 94 1-1 ③ P3			X FF 94 0-0 ② P6		B SL 82 C SL 82 X CU 78 1-1 ③ F7		4	0	0	0	0	0	3
22 Andrew McCutchen, R (1, 8) OBP: 0.398, SLG: 0.577	1 SAFE S FF 91 1 SAFE X FF 91 0-1 ② F9			B CU 80 B CU 82 C FF 91 F FF 93 B CH 85 X FF 95 3-2 ① F9		C FF 95 F FF 95 F CU 79 F CU 80 D SL 83 S CU 80 1-3 ③ K			B FF 94 B FF 95 C FF 93 X FF 96 2-1 ① F9	4	0	0	0	0	1	2
14 Casey McGehee, R (1, 3) OBP: 0.314, SLG: 0.350	1 SAFE X FF 91 0-0 ③ F9			B FF 93 C CU 81 C CU 77 B CU 79 S CU 78 2-3 ② K			X FF 92 0-0 ① F9		F FF 98 S CU 80 B SL 82 B SL 85 F FF 98 B FF 98 C FF 97 3-3 ② K	4	0	0	0	0	2	1
24 Pedro Alvarez, L (1, 5) OBP: 0.292, SLG: 0.464		B CH 89 C FF 91 C FF 92 B FF 94 S FF 94 2-3 ① K		F CH 82 X CH 84 0-1 ③ F7			B FF 91 F FF 93 X FF 94 1-1 46 HR 1B		B CH 87 C FF 96 C CU 80 S SL 82 1-3 ③ K	4	1	1	0	0	2	0
46 Garrett Jones, L (1, 9) OBP: 0.270, SLG: 0.479		C CH 85 S CH 84 X FF 94 0-2 ② F9			B CH 83 X FF 93 1-0 ① G6-3		B FF 92 S CH 85 X CH 88 1-1 1-H HR			3	1	1	2	0	0	0
12 Clint Barmes, R (1, 6) OBP: 0.225, SLG: 0.303		C FF 91 B FF 91 F SL 81 B FF 94 X CU 78 2-2 ③ L6			B FF 90 F FF 92 F FF 93 B CH 84 F CH 85 B CU 79 X SL 83 3-2 ② G6-3		C FF 92 X SL 83 0-1 55 G5-4-3 1B			3	0	1	0	0	0	0
55 Michael McKenry, R (1, 2) OBP: 0.275, SLG: 0.348			C FF 91 C CU 81 B SL 81 X SL 82 1-2 29 SH3-4 1B		C FF 90 B CU 78 S SL 83 C CU 80 1-3 ③ K		C FF 94 F FF 93 F FF 95 X CU 79 0-2 ②③ G5-4-3 1-2f			3	0	1	0	0	1	1
29 Kevin Correia, R (1, 1) OBP: 0.150, SLG: 0.150 65 Matt Hague, R (6, PH) OBP: 0.282, SLG: 0.269 30 Chris Resop, R (7, 1) 31 Jose Tabata, R (8, PH) OBP: 0.289, SLG: 0.332 37 Juan Cruz, R (9, 1)			X FF 95 0-0 ① SH3-4 1-2			B CU 80 C SL 81 X SL 81 1-1 ① F8		C FF 92 C CU 78 B FF 94 B FF 94 F CU 80 C FF 96 2-3 ① K		0 1 0 1 0	0 0 0 0 0	0 0 0 0 0	0 0 0 0 0	0 0 0 0 0	0 0 0 1 0	0 0 0 0 0
Inning Stats	R: 0 E: 0 K: 0 S: 5 H: 1 LOB: 1 BB: 0 P: 6	R: 0 E: 0 K: 1 S: 9 H: 0 LOB: 0 BB: 0 P: 13	R: 0 E: 0 K: 0 S: 9 H: 1 LOB: 1 BB: 0 P: 13	R: 0 E: 0 K: 1 S: 8 H: 0 LOB: 0 BB: 0 P: 13	R: 0 E: 0 K: 1 S: 8 H: 0 LOB: 0 BB: 0 P: 13	R: 0 E: 0 K: 1 S: 8 H: 0 LOB: 1 BB: 1 P: 14	R: 2 E: 0 K: 0 S: 11 H: 3 LOB: 0 BB: 0 P: 13	R: 0 E: 0 K: 1 S: 11 H: 0 LOB: 0 BB: 0 P: 17	R: 0 E: 0 K: 2 S: 9 H: 0 LOB: 0 BB: 0 P: 15	1B: 4 2B: 0 3B: 0 HR: 1 SF: 0 SAC: 1 DP: 1 HBP: 0						

PITCHER	IP	WLS	BF	H	R	ER	SO	BB	IBB	HBP	BLK	WP	HR	S	P	ERA	WHIP
35 Justin Verlander, R (1, 1) ERA: 2.52	9.0	W	32	5	2	2	7	1	0	0	0	0	1	78	117	2.00	0.667

PITCHER	IP	WLS	BF	H	R	ER	SO	BB	IBB	HBP	BLK	WP	HR	S	P	ERA	WHIP

BOTTOM

Detroit Tigers @ Pittsburgh Pirates

PNC Park, Pittsburgh, PA

Sun Jun 24 2012, 1:36 PM - 4:16 PM EDT

Att. 35,179 - Cloudy - 80 F

livebaseballscorecards.com

AB	30
R	2
H	5
RBI	2
BB	1
SO	7
LOB	8

Batter	1	2	3	4	5	6	7	8	9	AB	R	H	RBI	BB	SO	LOB
7 Alex Presley, L (1, 7) OBP: 0.254, SLG: 0.364	B FF 90 C SI 90 C SI 91 X CH 85 1-2 G6-3		B FF 89 C FC 87 F CU 77 C SI 90 1-3 K		C CH 83 C FF 90 X SI 90 0-2 F9		C FF 90 B FC 86 S CH 83 X FC 85 1-2 G4-3			4	0	0	0	0	1	0
31 Jose Tabata, R (1, 9) OBP: 0.288, SLG: 0.343	C FF 91 F CH 84 B FF 90 B FF 91 S SI 92 2-3 K		B FF 90 X FF 91 1-0 HR		C SI 89 B SL 84 X SL 83 1-1 E5 22 1B		C CH 82 F FC 86 B CU 78 F SI 91 F SI 90 X SI 91 1-2 L9			4	2	1	1	0	1	0
22 Andrew McCutchen, R (1, 8) OBP: 0.396, SLG: 0.572	B FC 88 F FC 87 X FC 88 1-1 E6 46 BB		C SI 90 B FC 87 C SI 91 S FC 87 1-3 K		F CH 84 X FF 91 0-1 46 FC1-6 2-H 1B		B FC 87 X CH 85 1-0 G2-3			4	0	1	1	0	1	0
46 Garrett Jones, L (1, 3) OBP: 0.275, SLG: 0.473	C FF 91 1 SAFE B SI 92 B FF 91 B CH 84 B FF 92 4-1 1-2 BB		F CH 85 F CU 78 F CU 76 B FF 92 X CH 82 1-2 F7		C SI 89 B FF 90 F FC 88 X CH 83 1-2 FC1-6 1-2f			B SI 94 B SI 94 B SI 96 B SI 94 4-0 18 G4-6-3 BB		2	0	0	0	2	0	1
18 Neil Walker, S (1, 4) OBP: 0.318, SLG: 0.355	C FF 89 X CH 84 0-1 G4-3			X FF 88 0-0 12 1B 2B	C CU 77 S CH 84 B CH 83 F CH 84 S FC 87 1-3 K			B CH 88 B SI 96 C SI 95 F SI 96 X SI 93 2-2 G4-6-3 1-2f		4	1	1	0	0	1	4
24 Pedro Alvarez, L (1, 5) OBP: 0.296, SLG: 0.465		C CH 82 S CH 82 B FF 93 X SI 90 1-2 12 G6-4-3 55 1B 1B		F FC 86 B SI 90 B CH 83 S CH 83 S CH 83 2-3 K		X SL 83 0-0 1B		C SI 93 S CH 86 F SL 80 S SL 80 0-3 K2-3		4	0	2	0	0	2	1
26 Rod Barajas, R (1, 2) OBP: 0.284, SLG: 0.394 55 Michael McKenry, R (2, PH) OBP: 0.286, SLG: 0.356 (2, 2)		B FF 90 C FC 87 F FC 86 1 SAFE B SI 91 F CH 84 X SI 91 2-2 12 G6-4-3 1-2 1B		B SI 90 B SI 90 F FC 85 B CU 76 S FC 87 C FF 90 3-3 K		1 SAFE B SI 89 F SI 90 F SI 91 X SL 85 1-2 F7			B SI 94 B SI 92 C SI 91 X SI 93 2-1 12 G6-4-3 1B	0 4	0 0	0 2	0 0	0 1	0 2	0 0
12 Clint Barmes, R (1, 6) OBP: 0.225, SLG: 0.302		B SI 88 C FC 87 X FF 91 1-1 G6-4-3 1-2f 2-3		F CU 78 B FF 90 D FC 88 B FC 88 X FC 86 3-1 2-H 1B		C SI 91 B SI 91 B CH 84 T SI 90 F FF 92 X SI 91 2-2 P6			C SI 93 B SI 94 B SI 94 B SL 84 C SI 92 F SI 92 F SI 92 F SI 93 F SI 93 3-2 F SI 93 X SI 93 G6-4-3 1-2f	4	0	1	1	0	0	4
Jeff Karstens, R (1, 1) 65 Matt Hague, R (6, PH) OBP: 0.278, SLG: 0.265 43 Doug Slaten, L (6, 1) 48 Jared Hughes, R (8, 1) 14 Casey McGehee, R (9, PH) OBP: 0.312, SLG: 0.348		C FF 90 D FC 87 F FF 92 F CU 77 S FF 93 1-3 K		S SI 91 S FF 93 S FF 94 0-3 K		B SI 92 X FF 92 1-0 F9			B SL 86 C SL 87 F SI 96 X SI 95 1-2 G5-3	2 1 0 0 1	0 0 0 0 0	0 0 0 0 0	0 0 0 0 0	0 0 0 0 0	2 0 0 0 0	2 1 0 0 0
Inning Stats	R: 0 E: 1 K: 1 S: 11 H: 0 LOB: 2 BB: 1 P: 19	R: 0 E: 0 K: 1 S: 13 H: 2 LOB: 1 BB: 0 P: 18	R: 1 E: 0 K: 2 S: 11 H: 1 LOB: 0 BB: 0 P: 15	R: 1 E: 0 K: 3 S: 12 H: 2 LOB: 1 BB: 0 P: 20	R: 1 E: 1 K: 1 S: 14 H: 1 LOB: 1 BB: 0 P: 17	R: 0 E: 0 K: 0 S: 9 H: 1 LOB: 1 BB: 0 P: 13	R: 0 E: 0 K: 0 S: 9 H: 0 LOB: 0 BB: 0 P: 12	R: 0 E: 0 K: 1 S: 7 H: 0 LOB: 0 BB: 1 P: 13	R: 0 E: 0 K: 0 S: 13 H: 1 LOB: 0 BB: 0 P: 19	1B: 6 2B: 1 3B: 0 HR: 1 SF: 0 SAC: 0 DP: 3 HBP: 0				WP: 0 PB: 0 SB: 0 CS: 0	PA: 36	

TOP

Pittsburgh Pirates @ Philadelphia Phillies
Citizens Bank Park, Philadelphia, PA
Mon Jun 25 2012, 7:08 PM - 10:00 PM EDT
Att. 44,721 - Cloudy - 79 F

livebaseballscorecards.com

AB	34
R	3
H	8
RBI	3
BB	2
SO	9
LOB	15

PITCHER		IP	WLS	BF	H	R	ER	SO	BB	IBB	HBP	BLK	WP	HR	S	P	ERA	WHIP
56 Joe Blanton, R ERA: 4.87	(1, 1)	7.0	W	30	7	3	2	8	1	0	0	0	0	1	79	114	2.57	1.143
63 Jake Diekman, L ERA: 3.86	(8, 1)	1.0		3	0	0	0	1	1	0	0	0	0	0	7	13	0.00	1.000
50 Chad Qualls, R ERA: 3.86	(9, 1)	1.0		3	1	0	0	0	0	0	0	0	0	0	13	19	0.00	1.000

PITCHER	IP	WLS	BF	H	R	ER	SO	BB	IBB	HBP	BLK	WP	HR	S	P	ERA	WHIP

BOTTOM

Pittsburgh Pirates @ Philadelphia Phillies
Citizens Bank Park, Philadelphia, PA
Mon Jun 25 2012, 7:08 PM - 10:00 PM EDT
Att. 44,721 - Cloudy - 79 F

livebaseballscorecards.com

Batter	1	2	3	4	5	6	7	8	9	AB	R	H	RBI	BB	SO	LOB
11 Jimmy Rollins, S (1, 6) OBP: 0.317, SLG: 0.417	B SI 88 F SI 88 C SI 89 X CU 72 1-2 10 SH1-3 3 1B 2B	B SI 92 F SI 86 X CH 83 1-1 ② G3		1 SAFE B CU 73 D CH 85 B SI 92 X SI 87 3-0 1-H HR		X FF 88 0-0 ① G5-3	C FF 88 B CH 82 F FF 85 S SL 79 1-3 ③ K			5	2	2	2	0	1	3
10 Juan Pierre, L (1, 7) OBP: 0.356, SLG: 0.385 15 John Mayberry Jr., R (8, 7) OBP: 0.276, SLG: 0.400	X SI 89 0-0 ① SH1-3 2-3	F SI 90 B CH 81 X CH 84 1-1 ③ G4-3		B SI 92 S SI 90 X CU 71 1-1 ② F8		B FF 88 X FF 88 1-0 ② G6-3		B SI 94 F SI 95 B SI 94 S SI 94 F SI 94 B SI 94 S SI 94 3-3 ① K		3 1	0 0	0 0	0 0	0 0	0 1	0 0
3 Hunter Pence, R (1, 9) OBP: 0.341, SLG: 0.461	C SI 92 X SI 92 0-1 51 E 51 E 3-H 1B	B CH 82 X SL 80 1-0 ① G6-3	B CU 72 F SI 88 B SL 80 B CH 80 S SL 79 X CU 69 3-2 1B		B SI 89 C FF 88 B CH 84 F CH 82 B SL 82 X SI 88 3-2 ③ G6-3		B SI 95 X SI 94 1-0 ② G5-3		5	1	2	1	0	0	0
51 Carlos Ruiz, R (1, 2) OBP: 0.421, SLG: 0.561	B SL 81 C SI 90 1 SAFE B SI 90 X SL 80 2-1 E5 8 1B 1-H 1B	B SL 79 C SI 85 C SI 91 X SI 92 1-2 8 G4-3 8 S 27 1B 1B	1 SAFE S SL 78 S CU 69 1 SAFE T SI 89 0-2 ③ K				B SI 88 X SI 88 1-0 27 BB 8 BB 24 BB 1B	C SI 95 S SL 84 X SI 94 0-2 ③ L7		5	3	3	0	0	1	1
8 Shane Victorino, S (1, 8) OBP: 0.322, SLG: 0.392	B SI 92 D CU 72 X SI 90 2-0 27 1B 27 E 3-H 1B	F SI 93 B CH 80 X CU 73 1-1 ② G4-3 1-3			B SI 89 C SI 89 B CH 80 F CU 72 F SI 90 X CH 84 2-2 ① G6-3		B FF 88 B CH 79 D CH 88 D SI 88 4-0 24 BB 27 BB 1-2 BB			3	1	1	1	1	0	1
27 Placido Polanco, R (1, 5) OBP: 0.320, SLG: 0.365	1 SAFE C SI 90 F SI 90 B FF 90 1 SAFE F SI 91 X SL 82 1-2 E9 1-H 1B	B SI 90 X SI 90 1-0 24 FC5-4 3-H 1B			C SL 80 B SI 88 S SL 80 B SI 90 X FF 90 2-2 ② F8		B SL 78 D SI 88 D SI 86 B FF 88 4-0 24 BB 1-2 2-3 BB			3	0	2	1	1	0	0
24 Ty Wigginton, R (1, 3) OBP: 0.313, SLG: 0.386	B SL 82 B SL 79 C SI 91 F SI 92 S SI 93 2-3 ② K	S SL 81 1 SAFE X SL 81 0-1 ③ FC5-4 1-2f			B SI 91 S SL 81 X SI 92 1-1 E6 18 1B		C SI 88 D SL 78 B FF 87 D SI 87 F FF 88 F FF 88 F FF 88 B FF 88 4-2 1-2 2-3 3-H BB			3	0	0	1	1	1	2
18 Mike Fontenot, L (1, 4) OBP: 0.397, SLG: 0.414 63 Jake Diekman, R (8, 1) 50 Chad Qualls, R (9, 1)	C CU 73 F FF 91 D SL 75 S CU 70 1-3 ③ K			C SI 90 X CH 80 0-1 11 WP 11 HR 1B	B SI 88 B CU 72 B SI 86 C SI 90 C CU 73 X SI 90 3-2 1-3 1B		C FF 88 B FF 88 B FF 88 F FF 88 S SL 80 2-3 ① K			4 0 0	1 0 0	2 0 0	0 0 0	0 0 0	2 0 0	4 0 0
56 Joe Blanton, R (1, 1) OBP: 0.161, SLG: 0.037 29 Hector Luna, R (7, PH) OBP: 0.333, SLG: 0.440 7 Michael Martinez, S (8, 4) OBP: 0.188, SLG: 0.200		C SI 89 B SI 90 C SI 89 C SI 91 1-3 ① K		X SI 87 0-0 ① B5	B SI 91 X SI 88 1-0 ③ G6-3		F FF 88 B SI 89 F FF 87 D SL 78 T SL 78 2-2 ② K			3 1 0	0 0 0	0 0 0	0 0 0	0 0 0	1 1 0	3 3 0

Inning Stats	1	2	3	4	5	6	7	8	9
	R: 4 E: 2 K: 2 S: 19 H: 5 LOB: 1 BB: 0 P: 28	R: 0 E: 0 K: 1 S: 7 H: 0 LOB: 0 BB: 0 P: 10	R: 1 E: 0 K: 0 S: 9 H: 2 LOB: 1 BB: 0 P: 13	R: 2 E: 0 K: 1 S: 12 H: 3 LOB: 1 BB: 0 P: 19	R: 0 E: 1 K: 0 S: 13 H: 1 LOB: 2 BB: 0 P: 22	R: 0 E: 0 K: 0 S: 5 H: 0 LOB: 0 BB: 0 P: 9	R: 1 E: 0 K: 3 S: 14 H: 1 LOB: 3 BB: 3 P: 32	R: 0 E: 0 K: 1 S: 8 H: 0 LOB: 0 BB: 0 P: 12	

	AB	36
	R	8
	H	12
	RBI	6
	BB	3
	SO	8
	LOB	17

		1B: 10 2B: 1 3B: 0 HR: 1	SF: 0 SAC: 1 DP: 0 HBP: 0	WP: 1 PB: 0 SB: 1 CS: 0	PA: 40

PITCHER		IP	WLS	BF	H	R	ER	SO	BB	IBB	HBP	BLK	WP	HR	S	P	ERA	WHIP
Jeff Karstens, R ERA: 6.35	(1, 1)	5.0	L	27	11	7	6	4	0	0	0	0	1	1	60	92	10.80	2.200
43 Doug Slaten, L ERA: 2.77	(6, 1)	2.0		10	1	1	1	3	3	0	0	0	0	0	19	41	4.50	2.000
48 Jared Hughes, R ERA: 2.17	(8, 1)	1.0		3	0	0	0	1	0	0	0	0	0	0	8	12	0.00	0.000

PITCHER	IP	WLS	BF	H	R	ER	SO	BB	IBB	HBP	BLK	WP	HR	S	P	ERA	WHIP

Batter	1	2	3	4	5	6	7	8	9	AB	R	H	RBI	BB	SO	LOB
31 Jose Tabata, R (1, 7) OBP: 0.286, SLG: 0.338	F SI 87 H FF 87 1-1 22 G6-3 18 BB 46 FC1-2 HBP	B SL 84 C SL 83 X CU 75 1-1 ① P6	B SI 88 F FF 88 B FF 91 C SI 90 X FF 91 2-2 ③ G4-3	B SI 90 X SI 91 1-0 ① G1-3	B FF 93 F FS 87 F FF 93 B FF 94 S FF 94 2-3 ③ K	4	0	0	0	0	1	3
18 Neil Walker, S (1, 4) OBP: 0.317, SLG: 0.351	1 SAFE B FF 87 B CH 81 B SI 87 B FF 88 4-0 46 FC1-2 22 G6-3 1-2 BB	B FF 91 F SL 84 B FF 91 X SI 91 2-1 ② G4-3	B CH 81 B FF 87 X FF 88 2-0 ① F7	F SL 83 F SL 85 X FF 92 0-2 ②③ F7-2 3-H	3	0	0	0	1	0	2
22 Andrew McCutchen, R (1, 8) OBP: 0.397, SLG: 0.579	C SI 89 B SI 89 F SL 84 F SI 90 X FF 87 1-2 ① G6-3 1-2 2-3	B CU 77 C FF 91 B FF 88 B SL 85 C FF 90 C SI 91 3-3 ③ K	B SL 82 X FF 89 1-0 46 G3 14 1B 2B	X FF 91 0-0 2B	4	1	2	0	0	1	2
46 Garrett Jones, L (1, 9) OBP: 0.271, SLG: 0.465 5 Josh Harrison, R (8, PH) OBP: 0.288, SLG: 0.404 (8, 9)	C FF 89 B SI 89 S SI 88 X FF 89 1-2 ② FC1-2 14 FC6-4 2-3 3-H	C CU 74 B FF 90 C SI 87 B SL 83 B CH 84 S FF 90 3-3 ① K	B FF 89 F SI 89 C SI 89 B SI 89 F FF 90 X SI 90 2-2 ② G3 2-3	X SL 83 0-0 ① B2	3 1	0 0	0 0	0 0	1 0	3 1
14 Casey McGehee, R (1, 3) OBP: 0.311, SLG: 0.345	B FF 90 C SI 90 D CU 76 X FF 90 2-1 ③ FC6-4 1-2f	C SL 83 X FF 90 0-1 ② G6-3	F FF 90 B FF 89 C SI 90 S CU 76 2-3 ③ K	B FF 92 X FF 92 1-0 ② P3	4	0	1	1	0	0	3
24 Pedro Alvarez, L (1, 5) OBP: 0.295, SLG: 0.466	B CH 81 B CH 82 C FF 90 B FF 90 X SI 91 3-1 12 G6-3 55 SF7 2B	F FF 90 C SI 91 F CU 77 S FF 89 0-3 ③ K	F SL 83 B FF 92 B SL 84 D SL 85 C SL 84 S SL 84 3-3 ③ K2-3	4	1	1	0	0	3	2
12 Clint Barmes, R (1, 6) OBP: 0.226, SLG: 0.298	B FF 88 B SI 89 C SI 88 X SI 88 2-1 ① G6-3 2-3	C FF 90 B SI 90 B FF 88 B FF 91 C SI 90 X SI 91 3-2 ① F9	C SL 84 B FF 88 B FF 89 F FF 90 B SI 92 F SL 86 F SI 93 B FF 93 4-2 55 1B 17 2B BB	C FF 94 F FS 87 F FF 92 F FF 93 C FF 94 0-3 ① K	3	1	0	0	1	1	1
55 Michael McKenry, R (1, 2) OBP: 0.307, SLG: 0.434	B SI 89 B SI 87 C FF 90 X FF 88 2-1 ② SF7 3-H	X FF 91 0-0 45 SH1-3 2B	C SI 90 B SI 91 B FF 90 X SI 90 2-1 17 2B 18 F7-2 1-2 1B	B FS 88 B FF 93 C FF 93 C FS 88 X FF 94 2-2 HR	3	1	3	2	0	0	0
45 Erik Bedard, L (1, 1) OBP: 0.095, SLG: 0.095 17 Drew Sutton, S (7, PH) OBP: 0.327, SLG: 0.388 37 Juan Cruz, R (7, 1) 44 Tony Watson, L (8, 1) 7 Alex Presley, L (9, PH) OBP: 0.252, SLG: 0.362	C FF 90 C FF 90 B FF 90 C FF 90 1-3 ③ K	M FF 89 X FF 89 0-1 ② SH1-3 2-3	B SI 89 C FF 90 X SI 90 1-1 1-3 2-H 2B	F FS 90 B FS 87 B FF 93 F FF 93 X FF 93 2-2 ② F7	1 1 0 0 1	0 0 0 0 0	0 1 0 0 0	0 1 0 0 0	1 0 0 0 0	0 0 0 0 0
Inning Stats	R: 0 H: 0 E: 0 LOB: 2 K: 0 BB: 1 S: 10 P: 19	R: 1 H: 1 E: 0 LOB: 0 K: 1 BB: 0 S: 9 P: 17	R: 0 H: 0 E: 0 LOB: 0 K: 1 BB: 0 S: 7 P: 13	R: 0 H: 0 E: 0 LOB: 0 K: 2 BB: 0 S: 9 P: 12	R: 0 H: 1 E: 0 LOB: 1 K: 0 BB: 0 S: 9 P: 14	R: 1 H: 2 E: 0 LOB: 1 K: 1 BB: 0 S: 13 P: 22	R: 1 H: 2 E: 0 LOB: 1 K: 0 BB: 1 S: 12 P: 20	R: 0 H: 1 E: 0 LOB: 1 K: 1 BB: 0 S: 6 P: 10	R: 1 H: 1 E: 0 LOB: 0 K: 2 BB: 0 S: 14 P: 20	1B: 2 SF: 1 2B: 6 SAC: 1 3B: 0 DP: 1 HR: 1 HBP: 1						

TOP

Pittsburgh Pirates @ Philadelphia Phillies
Citizens Bank Park, Philadelphia, PA
Tue Jun 26 2012, 7:07 PM - 10:06 PM EDT
Att. 45,096 - Partly Cloudy - 77 F

livebaseballscorecards.com

AB	32
R	4
H	8
RBI	4
BB	2
SO	8
LOB	17

WP: 0 PA: 37
PB: 0
SB: 0
CS: 0

PITCHER		IP	WLS	BF	H	R	ER	SO	BB	IBB	HBP	BLK	WP	HR	S	P	ERA	WHIP
49 Vance Worley, R ERA: 2.92	(1, 1)	6.0	W	27	6	3	3	5	2	0	1	0	0	0	65	112	4.50	1.333
44 Michael Schwimer, R ERA: 4.5	(7, 1)	1.0	H	2	0	0	0	0	0	0	0	0	0	0	4	5	0.00	0.000
37 Antonio Bastardo, L ERA: 3.6	(8, 1)	1.0	H	4	1	0	0	1	0	0	0	0	0	0	6	10	0.00	1.000
58 Jonathan Papelbon, R ERA: 3.03	(9, 1)	1.0	S	4	1	1	1	2	0	0	0	0	0	1	14	20	9.00	1.000

PITCHER	IP	WLS	BF	H	R	ER	SO	BB	IBB	HBP	BLK	WP	HR	S	P	ERA	WHIP

Batter	1	2	3	4	5	6	7	8	9	AB	R	H	RBI	BB	SO	LOB
11 Jimmy Rollins, S (1, 6) OBP: 0.316, SLG: 0.413	C FS 84 X CH 73 0-1 G5-3 ①	B CU 76 B SI 91 B FS 85 B FF 92 4-0 27 1B BB		C FF 92 F SI 92 X FF 93 0-2 F9 ③			B FF 94 C CH 85 C FF 95 B FC 90 X FF 90 2-2 G3 ①			3	0	0	0	1	0	0
27 Placido Polanco, R (1, 5) OBP: 0.323, SLG: 0.368	C FC 86 X SI 90 0-1 G3 ②	C FF 91 C CU 75 D CU 75 X CH 78 1-2 1-3 2-H 1B ③			C CU 75 B CU 77 X FF 91 1-1 3 BB 1B		C FF 96 X FF 90 0-1 G5-3 ②			4	0	2	1	0	0	0
3 Hunter Pence, R (1, 9) OBP: 0.343, SLG: 0.466	X SI 87 0-0 51 1B 3B		C FF 88 F CU 75 B FC 87 X CU 75 1-2 F7 ①		B CU 76 S SI 91 B FF 91 F CU 76 D CU 76 B FF 91 4-2 1-2 BB		C FF 95 C FF 92 B FF 95 F CU 92 B FF 96 B SL 82 S SL 81 3-3 K ③			3	1	1	0	1	1	0
51 Carlos Ruiz, R (1, 2) OBP: 0.427, SLG: 0.579	C CU 73 S CU 75 X CU 73 0-2 8 1B 3-H 1B		X SI 90 0-0 24 HR 1B		C CU 75 B FF 90 F CU 76 F SI 92 F CU 76 X SI 91 1-2 F9 ①			S FC 89 C SL 80 X FC 88 0-2 HR		4	2	3	2	0	0	2
8 Shane Victorino, S (1, 8) OBP: 0.324, SLG: 0.392	X SI 88 0-0 1-2 1B		C CU 76 B FF 91 X CH 76 1-1 F7 ②		B FF 91 C SI 91 T SI 92 F CU 75 C SI 91 1-3 K ②			B FF 94 B CH 87 B FF 95 C FF 93 B FF 94 4-1 15 S 24 1B BB		3	0	1	0	1	1	3
24 Ty Wigginton, R (1, 3) OBP: 0.316, SLG: 0.403	B CU 73 B SI 88 F SI 90 D CH 76 T CH 77 X SI 91 3-2 G4-3 ③		C FF 91 B CU 76 F CH 77 B CU 74 B FF 92 X CH 76 3-2 1-H HR		F CU 75 B SI 91 C SI 91 X CU 76 1-2 G5-3 ③			1 SAFE 1 SAFE B FC 90 1 SAFE C FF 95 X FF 91 1-1 29 G6-4-3 1-2 1B		4	1	2	2	0	0	4
15 John Mayberry Jr., R (1, 7) OBP: 0.270, SLG: 0.392		C FF 88 B FC 88 F FF 91 X SI 92 1-2 L7 ①	B CU 74 S CU 76 X FF 92 1-1 G4-3 ③			X FF 88 0-0 F8 ①		C SI 94 F SI 95 F SI 95 F SL 86 F SI 94 2 SAFE B SL 86 F SL 85 S CH 86 1-3 K ① 2-3		4	0	0	0	0	1	2
18 Mike Fontenot, L (1, 4) OBP: 0.394, SLG: 0.410 29 Hector Luna, R (8, PH) OBP: 0.327, SLG: 0.431 7 Michael Martinez, S (9, 4) OBP: 0.188, SLG: 0.200		B FC 89 B FF 89 X SI 90 2-0 49 SH1-4 27 1B 1B		C FF 90 X CU 76 0-1 F7 ①		B SI 88 B SI 89 C SI 89 B FF 88 F SI 89 C FF 89 3-3 K ②		F SI 94 B SI 94 X SI 94 1-1 G6-4-3 ②③ 1-2f		3 1 0	1 0 0	1 0 0	0 0 0	0 0 0	1 0 0	0 2 0
49 Vance Worley, R (1, 1) 44 Michael Schwimer, R (7, 1) 37 Antonio Bastardo, R (8, 1) 58 Jonathan Papelbon, R (9, 1)		B SI 89 L SI 89 X FF 89 1-1 SH1-4 ② 1-2		C FF 92 S CU 77 S FF 93 0-3 K ②		S FF 93 S FF 93 X CU 78 0-2 G5-3 ③				2 0 0 0	0 0 0 0	0 0 0 0	0 0 0 0	0 0 0 0	1 0 0 0	0 0 0 0
Inning Stats	R: 1 E: 0 K: 0 S: 12 H: 3 LOB: 2 BB: 0 P: 15	R: 1 E: 0 K: 0 S: 9 H: 2 LOB: 2 BB: 1 P: 18	R: 2 E: 0 K: 0 S: 11 H: 2 LOB: 0 BB: 0 P: 17	R: 0 E: 0 K: 1 S: 8 H: 0 LOB: 0 BB: 0 P: 8	R: 0 E: 0 K: 1 S: 16 H: 1 LOB: 2 BB: 1 P: 24	R: 0 E: 0 K: 1 S: 7 H: 0 LOB: 0 BB: 0 P: 10	R: 0 E: 0 K: 1 S: 9 H: 0 LOB: 0 BB: 0 P: 14	R: 1 E: 0 K: 1 S: 15 H: 2 LOB: 1 BB: 1 P: 22		1B: 7 2B: 0 3B: 1 HR: 2	SF: 0 SAC: 1 DP: 1 HBP: 0					

PITCHER		IP	WLS	BF	H	R	ER	SO	BB	IBB	HBP	BLK	WP	HR	S	P	ERA	WHIP
45 Erik Bedard, L ERA: 4.27	(1, 1)	6.0	L	27	8	4	4	3	2	0	0	0	0	1	63	92	6.00	1.667
37 Juan Cruz, R ERA: 2.77	(7, 1)	1.0		6	2	1	1	1	1	0	0	0	0	1	15	25	9.00	3.000
44 Tony Watson, L ERA: 3.33	(8, 1)	1.0		2	0	0	0	1	0	0	0	0	0	0	9	11	0.00	0.000

PITCHER	IP	WLS	BF	H	R	ER	SO	BB	IBB	HBP	BLK	WP	HR	S	P	ERA	WHIP

BOTTOM

Pittsburgh Pirates @ Philadelphia Phillies
Citizens Bank Park, Philadelphia, PA
Tue Jun 26 2012, 7:07 PM - 10:06 PM EDT
Att. 45,096 - Partly Cloudy - 77 F

livebaseballscorecards.com

AB	31
R	5
H	10
RBI	5
BB	3
SO	5
LOB	13

Batter	1	2	3	4	5	6	7	8	9	AB	R	H	RBI	BB	SO	LOB
5 Josh Harrison, R (1, 6) OBP: 0.287, SLG: 0.398	C FF 87 B FF 87 X FF 87 1-1 P3 ①		B FF 91 X FF 91 1-0 E6 22 CS	X SL 85 0-0 G5-3 ③		C FF 92 X FF 92 0-1 17 1B 1B		1 SAFE X SI 94 0-0 G5-3 ① 1-2	B FF 92 X FF 92 1-0 F8 ③	4	0	1	0	0	0	2
12 Clint Barmes, R (7, 6) OBP: 0.224, SLG: 0.295										2	0	0	0	0	0	2
17 Drew Sutton, S (1, 7) OBP: 0.351, SLG: 0.415	C FF 88 F CH 76 B CU 77 F CU 79 B FF 89 B FF 88 F FF 88 S FF 89 3-3 K ②		B FF 92 1 SAFE F FF 92 X CH 81 1-1 F7 ①		C SL 83 B SL 84 S SL 83 F FF 90 B FF 90 B SL 83 F FF 90 B SL 82 4-2 22 1B 18 1B BB	X SI 91 0-0 1-2 1B		B SI 94 F SL 88 B SI 94 C SL 88 X SI 93 2-2 22 HR 2-H 2B		4	2	2	1	1	1	1
39 Jason Grilli, R (8, 1)										0	0	0	0	0	0	0
52 Joel Hanrahan, R (9, 1)										0	0	0	0	0	0	0
22 Andrew McCutchen, R (1, 8) OBP: 0.397, SLG: 0.586	F FF 88 B FF 88 B FF 88 X FF 88 2-1 P4 ③		1 SAFE 1 SAFE B SL 86 S SL 86 B FF 92 X FF 93 2-1 L8 ②③ 1-2		X FF 92 0-0 18 1B 31 1B 1-2 1B	C SL 82 S FF 93 B SI 94 S SL 85 1-3 K ①		C SL 88 C SL 88 B SI 90 B SL 87 X SI 96 2-2 2-H HR		5	2	2	2	0	1	3
14 Casey McGehee, R (1, 3) OBP: 0.313, SLG: 0.360		C CU 75 B CH 75 B CU 76 C FF 88 B FF 89 B FF 89 4-2 18 CS BB	B FF 92 X SL 85 1-0 HR	B FF 90 C FF 91 X FF 91 1-1 F9 ①	B SI 92 X SI 93 1-0 P4 ②			B SI 95 F SL 86 X SL 86 1-1 F7 ②		4	1	1	1	1	0	4
18 Neil Walker, S (1, 4) OBP: 0.325, SLG: 0.361		F FF 88 B FF 88 B FF 88 F FF 88 B FF 89 B FF 89 4-2 ① 31 1B 55 HR 1-2 BB	B FF 92 X FF 91 1-0 24 G4-3 53 1B 2B	B FC 90 X FF 91 1-0 31 1B 55 1B 1-3 2-H 1B	C FF 93 F CH 81 S SL 85 0-3 K ③			B SI 93 C SI 92 S SL 88 B SL 88 X SL 86 2-2 1B		4	3	3	1	1	1	2
24 Pedro Alvarez, L (1, 5) OBP: 0.289, SLG: 0.455		C CU 78 C FF 89 C FF 89 0-3 K ②	F SL 85 B SL 83 B FF 92 S FF 92 F SL 85 X SL 85 2-2 ① G4-3 2-3	C FC 91 C FF 90 S SL 86 0-3 K ②		B SL 82 F SI 95 B CH 88 B SI 96 F SI 95 S SI 96 3-3 ① K	F SI 94 F SI 91 B SI 94 F CH 84 B SI 95 B SL 89 F SI 94 F SI 94 X SI 93 3-2 G3 ③			5	0	0	0	0	3	5
31 Jose Tabata, R (1, 9) OBP: 0.288, SLG: 0.339		B SI 88 F FF 88 X CU 75 1-1 55 HR 1-2 1B	B FF 92 C SL 85 S SL 84 B FF 92 S SL 85 2-3 K ②	D SL 81 B SL 83 B FF 91 C FF 91 F FF 92 X SL 85 3-2 55 1B 1-3 3-H 1B		C SI 96 B SL 85 X SL 84 1-1 G5-3 ②			B FF 91 C FF 91 F FF 91 S SL 83 1-3 K ①	5	1	2	1	0	2	1
55 Michael McKenry, R (1, 2) OBP: 0.323, SLG: 0.475		C FF 88 S CU 78 B SI 88 B FF 89 D CU 80 X FF 88 3-2 1-H 2-H HR	I IN 64 I IN 68 I IN 64 I IN 64 4-0 53 1B IBB	D SI 92 B SL 84 C SL 83 X FF 93 2-1 1-3 3-H 1B		C SI 97 C SL 82 B SL 82 S SL 82 1-3 K ③			F FF 92 X FF 92 0-1 F9 ②	4	1	2	4	1	1	0
53 James McDonald, L (1, 1) OBP: 0.156, SLG: 0.129 48 Jared Hughes, R (6, 1) 44 Tony Watson, L (7, 1) 32 Brad Lincoln, L (7, 1) 7 Alex Presley, L (8, PH) OBP: 0.260, SLG: 0.362 (8, 7)		B SI 87 F FF 87 X FF 87 1-1 F7 ③	C SL 85 1 SAFE B FF 92 B FF 91 B FF 90 S FF 91 F FF 93 X FF 90 3-2 1-3 3-H 1B	F FF 93 B SL 84 C SL 83 C FF 94 1-3 K ③			M SI 93 B SI 94 F SL 84 B SL 87 F SI 94 B SI 94 B SI 92 4-2 12 G5-3 17 2B BB	B FF 91 B FF 91 B FF 90 C FF 92 F FF 92 B FF 92 4-2 BB	3 0 0 0 0 0	0 0 0 0 1 1	1 0 0 0 0 0	1 0 0 0 2 0	0 0 0 0 0 0	1 0 0 0 0 0	2 0 0 0 0 0

Inning Stats																							
	R: 0 E: 0 K: 1 S: 9	H: 0 LOB: 0 BB: 0 P: 15	R: 3 E: 0 K: 1 S: 14	H: 2 LOB: 0 BB: 2 P: 27	R: 0 E: 1 K: 0 S: 5	H: 0 LOB: 0 BB: 0 P: 9	R: 2 E: 0 K: 1 S: 14	H: 3 LOB: 2 BB: 1 P: 27	R: 3 E: 0 K: 2 S: 19	H: 4 LOB: 2 BB: 1 P: 31	R: 0 E: 0 K: 2 S: 10	H: 2 LOB: 2 BB: 0 P: 12	R: 0 E: 0 K: 2 S: 8	H: 0 LOB: 0 BB: 0 P: 13	R: 3 E: 0 K: 0 S: 21	H: 3 LOB: 1 BB: 1 P: 35	R: 0 E: 0 K: 1 S: 8	H: 0 LOB: 1 BB: 1 P: 14	1B: 9 2B: 2 3B: 0 HR: 3	SF: 0 SAC: 0 DP: 0 HBP: 0	WP: 0 PB: 0 SB: 0 CS: 2	PA: 46

PITCHER		IP	WLS	BF	H	R	ER	SO	BB	IBB	HBP	BLK	WP	HR	S	P	ERA	WHIP
46 Raul Valdes, L ERA: 3.24	(1, 1)	2.0	L	9	2	3	3	2	2	0	0	0	0	1	23	42	13.50	2.000
55 Joe Savery, L ERA: 5.87	(3, 1)	2.2		15	5	5	5	2	1	1	0	0	0	1	30	53	16.88	2.250
44 Michael Schwimer, R ERA: 4.15	(5, 1)	1.1		8	4	0	0	3	0	0	0	0	0	0	18	26	0.00	3.000
63 Jake Diekman, L ERA: 3.6	(7, 1)	1.0		3	0	0	0	2	0	0	0	0	0	0	8	13	0.00	0.000
50 Chad Qualls, R ERA: 4.6	(8, 1)	1.0		7	3	3	3	0	1	0	0	0	0	1	21	35	27.00	4.000

PITCHER		IP	WLS	BF	H	R	ER	SO	BB	IBB	HBP	BLK	WP	HR	S	P	ERA	WHIP
37 Antonio Bastardo, L ERA: 3.46	(9, 1)	1.0		4	0	0	0	1	1	0	0	0	0	0	8	14	0.00	1.000

TOP

Pittsburgh Pirates @ Philadelphia Phillies
Citizens Bank Park, Philadelphia, PA
Wed Jun 27 2012, 7:05 PM - 10:38 PM EDT
Att. 44,057 - Clear - 83 F

livebaseballscorecards.com

AB	40
R	11
H	14
RBI	11
BB	6
SO	10
LOB	22

BOTTOM

Pittsburgh Pirates @ Philadelphia Phillies
Citizens Bank Park, Philadelphia, PA
Wed Jun 27 2012, 7:05 PM - 10:38 PM EDT
Att. 44,057 - Clear - 83 F

livebaseballscorecards.com

Batter	1	2	3	4	5	6	7	8	9	AB	R	H	RBI	BB	SO	LOB
11 Jimmy Rollins, S (1, 6) OBP: 0.320, SLG: 0.421	B SI 92 B SI 93 B FF 93 C SI 93 F SI 93 B SI 94 4-2 10 FC6-4 BB		C CU 75 C SI 92 B SI 93 F FF 93 X SI 93 1-2 10 FC1-6 1B		C CU 76 F SI 94 X CU 77 0-2 ③ F7		B SI 93 X SI 93 1-0 1-H 10 1B 3B	X FF 95 0-0 ③ F7		4	1	2	1	1	0	0
10 Juan Pierre, L (1, 7) OBP: 0.352, SLG: 0.380	C SI 92 F SI 94 X SI 94 0-2 ① FC6-4 26 CS 1-2f		B SI 92 1 SAFE L SI 91 L SI 92 F FF 93 1 SAFE X CU 78 1-2 ① FC1-6 51 S 1-2f			C SI 90 S CH 80 X CH 83 0-2 ① L3	B SI 94 B SI 94 B SI 94 C SI 93 F SI 94 X SI 95 3-2 26 1B 51 1B 3-H 1B		C FF 96 B FF 94 X FF 95 1-1 ① L8	5	1	1	1	0	0	2
26 Chase Utley, L (1, 4) OBP: 0.600, SLG: 1.200	B CU 74 1 SAFE 1 SAFE C SI 92 B FF 94 F FF 94 X CU 77 2-2 ② 1-2 HR		B CU 76 1 SAFE F SI 92 X SI 92 1-1 ② F8			B CH 81 F SI 93 B SL 79 F FF 93 F SI 94 X SI 92 2-2 51 FC6-4 1B	C SL 85 B SI 94 S SL 86 X SL 84 1-2 51 1B 1-3 1B		B FF 94 B FF 95 C FF 96 C FF 95 X FF 96 2-2 ② F8	5	1	3	1	0	0	1
51 Carlos Ruiz, R (1, 2) OBP: 0.430, SLG: 0.591	B SL 78 C SL 79 B FF 93 B SL 79 X SI 92 3-1 HR		C SL 81 D CU 77 F SL 81 B SI 92 X CU 78 2-2 ③ L5 1-2			B SI 93 C SL 79 X CU 75 1-1 ② FC6-4 3 2B 1-2f	C SI 95 X SI 95 0-1 1-2 1B 3-H		B FF 95 B FF 96 B FF 95 C FF 95 B FF 96 4-1 3 FC5-4 BB	4	2	2	2	1	0	2
3 Hunter Pence, R (1, 9) OBP: 0.344, SLG: 0.467	C SI 93 B SL 81 B SI 92 B SL 80 B SI 94 4-1 BB			B SL 80 B SI 93 B FF 93 C SI 92 C SI 91 X SI 94 3-2 ① G6-3		B SL 79 X SI 92 1-0 1-H 8 1B 2B	B CU 84 B FF 95 C CU 84 S CU 85 B CU 86 S CU 85 3-3 ① K		B FF 96 B FF 95 C FF 96 X FF 96 2-1 ③ FC5-4 1-2f	4	1	1	1	1	1	3
8 Shane Victorino, S (1, 8) OBP: 0.323, SLG: 0.390	B SI 93 C SI 92 B SL 79 X FF 92 2-1 ③ F7			B SI 93 B SL 79 S FF 94 X SI 94 2-1 ② B1-3		F SI 92 B SL 80 F SI 92 F SL 81 D CU 78 X SI 94 2-2 27 S 2-H 1B	X FF 95 0-0 ② F7			4	0	1	1	0	0	3
24 Ty Wigginton, R (1, 3) OBP: 0.314, SLG: 0.399 44 Michael Schwimer, R (5, 1) 27 Placido Polanco, R (6, PH) OBP: 0.325, SLG: 0.368 63 Jake Diekman, R (7, 1) 25 Jim Thome, L (7, PH) OBP: 0.343, SLG: 0.525 50 Chad Qualls, R (8, 1) 37 Antonio Bastardo, R (9, 1)		B FF 92 C FF 94 B SI 94 X SI 94 2-1 ① L7		X SI 92 0-0 ③ G5-3		B SI 93 B SI 94 C SI 94 S SI 95 D SI 95 F SI 95 B SI 94 4-2 1-2 BB	C FF 95 C CU 85 S FF 95 0-3 ③ K			2 0 0 0 1 0 0	0 0 0 0 0 0 0	0 0 0 0 0 0 0	0 0 1 0 0 0 0	0 0 0 0 1 0 0	0 0 0 0 2 0 0	0 0 0 0 2 0 0
18 Mike Fontenot, L (1, 5) OBP: 0.371, SLG: 0.385		C FF 93 B SI 94 C CU 78 S CU 79 1-3 ② K			B SI 90 B SI 92 X SI 91 2-0 ① G3	C SI 94 B SI 93 X SI 94 1-1 ③ G1-3		B SI 94 C FF 94 F FF 95 B FF 95 S FF 95 2-3 ① K		4	0	0	0	0	2	2
46 Raul Valdes, L (1, 1) 33 Cliff Lee, L (2, PH) OBP: 0.250, SLG: 0.292 55 Joe Savery, L (3, 1) 29 Hector Luna, R (5, 3) OBP: 0.310, SLG: 0.407		S FF 94 C FF 94 F FF 94 B CU 79 C CU 77 1-3 ③ K			C SI 92 F CU 75 B SL 79 S SL 82 1-3 ② K2-3		C SI 93 X SI 94 0-1 E5 11 3B	B SL 85 B FF 95 C FF 95 X FF 95 2-1 ② F8		0 1 0 3	0 0 0 1	0 0 0 0	0 1 0 0	0 0 0 1	0 1 0 0	0 0 0 0
Inning Stats	R: 2 E: 0 K: 0 S: 13 H: 2 LOB: 1 BB: 2 P: 28	R: 0 E: 0 K: 2 S: 9 H: 0 LOB: 0 BB: 0 P: 13	R: 0 E: 0 K: 0 S: 13 H: 1 LOB: 1 BB: 0 P: 18	R: 0 E: 0 K: 0 S: 6 H: 0 LOB: 0 BB: 0 P: 11	R: 0 E: 0 K: 1 S: 7 H: 0 LOB: 0 BB: 0 P: 10	R: 2 E: 0 K: 0 S: 19 H: 3 LOB: 2 BB: 1 P: 30	R: 3 E: 1 K: 2 S: 18 H: 4 LOB: 2 BB: 0 P: 26	R: 0 E: 0 K: 1 S: 6 H: 0 LOB: 0 BB: 0 P: 10	R: 0 E: 0 K: 0 S: 8 H: 0 LOB: 1 BB: 1 P: 17	1B: 6 2B: 1 3B: 1 HR: 2 SF: 0 SAC: 0 DP: 0 HBP: 0						

	AB	37
	R	7
	H	10
	RBI	7
	BB	4
	SO	6
	LOB	15

WP: 0 PB: 0 SB: 2 CS: 1 PA: 41

PITCHER	IP	WLS	BF	H	R	ER	SO	BB	IBB	HBP	BLK	WP	HR	S	P	ERA	WHIP
53 James McDonald, R (1, 1) ERA: 2.44	5.2	W	24	6	4	4	3	2	0	0	0	0	2	62	100	6.35	1.412
48 Jared Hughes, R (6, 1) ERA: 2.39	0.1		4	1	2	1	0	1	0	0	0	0	0	8	14	27.00	6.000
44 Tony Watson, L (7, 1) ERA: 3.7	0.0		3	3	1	1	0	0	0	0	0	0	0	8	12	∞	∞
32 Brad Lincoln, R (7, 1) ERA: 3.43	1.0	H	3	0	0	0	2	0	0	0	0	0	0	7	10	0.00	0.000
39 Jason Grilli, R (8, 1) ERA: 1.82	1.0		3	0	0	0	1	0	0	0	0	0	0	6	10	0.00	0.000

PITCHER	IP	WLS	BF	H	R	ER	SO	BB	IBB	HBP	BLK	WP	HR	S	P	ERA	WHIP
52 Joel Hanrahan, R (9, 1) ERA: 2.17	1.0		4	0	0	0	0	1	0	0	0	0	0	8	17	0.00	1.000

Pittsburgh Pirates @ Philadelphia Phillies

Citizens Bank Park, Philadelphia, PA

Thu Jun 28 2012, 1:07 PM - 4:17 PM EDT

Att. 44,521 - Sunny - 90 F

livebaseballscorecards.com

Batter	1	2	3	4	5	6	7	8	9	AB	R	H	RBI	BB	SO	LOB
17 Drew Sutton, S (1, 7) OBP: 0.361, SLG: 0.411	C SI 89 X SI 89 0-1 22 F9 18 BB 46 1B 1B	B SI 89 B CH 82 X SI 89 2-0 ② F8			F SI 89 F FC 86 X SI 89 0-2 ① F9		B SI 89 C FC 85 B CH 80 B CH 80 B FC 85 4-1 BB		C FF 91 B FF 91 B SL 82 C FF 91 F SL 83 F FF 91 B SL 84 F SL 82 B FF 92 4-2 BB	3	1	1	0	1	0	0
7 Alex Presley, L (7, PR) OBP: 0.263, SLG: 0.362 (7, 7)										0	0	0	0	1	0	0
18 Neil Walker, S (1, 4) OBP: 0.327, SLG: 0.359	B SI 90 D CH 81 B SI 90 B SI 90 4-0 46 1B 14 HR 1-2 BB	B CH 82 B SI 89 C FC 86 S FC 86 F FC 87 X CH 82 2-2 1B			C FC 86 F FC 86 T SI 90 0-2 ② K		1 SAFE B FC 84 C FC 86 X SI 90 1-1 ③ L7		C CH 83 F FF 93 X FF 92 0-2 ② P3	4	1	1	0	1	1	3
22 Andrew McCutchen, R (1, 8) OBP: 0.391, SLG: 0.576	B FC 86 B SI 90 X FC 86 2-0 ① F9 2-3	F FC 85 F SI 91 1 SAFE F SI 91 B CH 83 1 SAFE B FC 84 F CH 81 T FF 88 2-2 ③ K			C FC 85 B CH 82 S CH 82 B FC 87 F FC 85 B FC 87 X FC 86 3-2 ③ G6-3			C FF 87 F SL 84 F FO 81 B FO 81 X SL 84 1-2 ① G6-3	S SL 83 B FF 91 S FF 92 S SL 82 1-3 ③ K	5	0	0	0	0	2	5
46 Garrett Jones, L (1, 9) OBP: 0.276, SLG: 0.472	X SI 90 0-0 14 HR 1-2 3-H 1B		B CH 79 B FC 85 C FC 85 X CH 80 2-1 ① L9			C FC 85 X FC 86 0-1 ① L9		C SI 87 X FO 81 0-1 14 F8 2B		4	1	2	1	0	0	0
39 Jason Grilli, R (8, 1)										0	0	0	0	0	0	0
52 Joel Hanrahan, R (9, 1)										0	0	0	0	0	0	0
14 Casey McGehee, R (1, 3) OBP: 0.317, SLG: 0.377	C SI 90 C FC 86 1 SAFE B FC 87 X SI 90 1-2 1-H 2-H HR		X FC 86 0-0 ② P3			C FC 86 B SL 77 B SI 90 B FC 84 B FC 84 4-1 BB		C SI 87 B SI 88 X SI 88 1-1 ② F8 2-3		3	1	1	3	1	0	1
24 Pedro Alvarez, L (1, 5) OBP: 0.292, SLG: 0.467	F CH 79 B CH 80 F SI 89 F CH 81 X CH 80 1-2 HR		C SI 88 B SI 89 B CH 82 C FC 87 F FC 86 F SI 90 X FC 86 2-2 ③ G4-3			C FC 86 D CH 82 B FC 85 B SI 90 F FC 85 X FC 86 3-2 ② F7		I IN 56 I IN 54 I I IN 53 4-0 IBB		3	1	1	1	1	0	1
12 Clint Barmes, R (1, 6) OBP: 0.220, SLG: 0.290	B FC 85 F FC 85 C SI 89 S SL 77 1-3 ② K			C FC 85 X SL 77 0-1 ① P5		C FC 86 S FC 85 S FC 87 0-3 ③ K		B SL 84 S SL 84 F SL 84 B SL 85 F SL 84 B SL 86 F SL 84 S SL 84 3-3 ③ K		4	0	0	0	0	3	3
55 Michael McKenry, R (1, 2) OBP: 0.330, SLG: 0.470	C FC 84 X FC 83 0-1 ③ F7			B FC 84 C SI 89 F SI 90 F SL 79 S FC 87 1-3 ② K			B FC 83 B FC 84 F SI 88 B FC 85 X SI 90 3-1 34 B2-6-4 1B		B FF 91 B CH 83 B FF 89 C FF 89 B FF 90 4-1 31 SH1 BB	3	0	1	0	1	1	0
34 A.J. Burnett, R (1, 1) OBP: 0.125, SLG: 0.045		C SI 88 C SI 89 S FC 86 0-3 ① K		X FC 83 0-0 ③ G3-1			L SI 88 X FC 84 0-1 ① ② B2-6-4 1-2f		1 SAFE L FF 91 1 SAFE B CH 81 X SL 82 1-1 ① SH1 1-2	3	0	0	0	0	1	1
37 Juan Cruz, R (7, 1)										0	0	0	0	0	0	0
31 Jose Tabata, R (8, 9) OBP: 0.288, SLG: 0.339										0	0	0	0	0	0	0
Inning Stats	R: 5 E: 0 K: 1 S: 16 H: 4 LOB: 0 BB: 1 P: 25	R: 0 E: 0 K: 2 S: 13 H: 1 LOB: 1 BB: 0 P: 19	R: 0 E: 0 K: 0 S: 8 H: 0 LOB: 0 BB: 0 P: 12	R: 0 E: 0 K: 1 S: 7 H: 0 LOB: 0 BB: 0 P: 8	R: 0 E: 0 K: 1 S: 10 H: 0 LOB: 0 BB: 0 P: 13	R: 0 E: 0 K: 1 S: 9 H: 0 LOB: 1 BB: 1 P: 16	R: 0 E: 0 K: 0 S: 7 H: 1 LOB: 1 BB: 1 P: 15	R: 0 E: 0 K: 1 S: 13 H: 1 LOB: 2 BB: 1 P: 22	R: 0 E: 0 K: 1 S: 14 H: 0 LOB: 2 BB: 2 P: 24	1B: 4 2B: 1 3B: 0 HR: 2 SF: 0 SAC: 1 DP: 1 HBP: 0	WP: 0 PB: 0 SB: 0 CS: 0 PA: 39					

PITCHER		IP	WLS	BF	H	R	ER	SO	BB	IBB	HBP	BLK	WP	HR	S	P	ERA	WHIP
38 Kyle Kendrick, R	(1, 1)	7.0	L	29	6	5	5	6	3	0	0	0	0	2	70	108	6.43	1.286
ERA: 5.35																		
48 Brian Sanches, R	(8, 1)	1.0		5	1	0	0	1	0	1	0	0	0	0	13	22	0.00	1.000
ERA: 9.0																		
47 Jeremy Horst, L	(9, 1)	1.0		5	0	0	0	1	2	0	0	0	0	0	14	24	0.00	2.000
ERA:																		

PITCHER	IP	WLS	BF	H	R	ER	SO	BB	IBB	HBP	BLK	WP	HR	S	P	ERA	WHIP

AB	32
R	5
H	7
RBI	5
BB	6
SO	8
LOB	14

BOTTOM

Pittsburgh Pirates @ Philadelphia Phillies
Citizens Bank Park, Philadelphia, PA
Thu Jun 28 2012, 1:07 PM - 4:17 PM EDT
Att. 44,521 - Sunny - 90 F

Batter	1	2	3	4	5	6	7	8	9	AB	R	H	RBI	BB	SO	LOB
11 Jimmy Rolls, S (1, 6) OBP: 0.322, SLG: 0.419	C FF 94 F SI 94 S FF 94 0-3 ① **K**		F SI 94 F CH 88 S KC 82 0-3 ① **K**		C KC 82 S KC 81 X KC 84 0-2 ③ G3		B SI 92 B KC 82 C SI 92 B CH 89 B SI 93 4-1 10 BB **BB**		C FF 96 X SL 88 0-1 3 S 10 SH1-3 1B	4	0	1	0	1	2	0
10 Juan Pierre, L (1, 7) OBP: 0.355, SLG: 0.380	C SI 93 F SI 94 X SI 94 0-2 ② F7		C SI 93 B KC 82 F SI 93 B KC 81 F KC 80 B SI 94 F SI 94 X FF 94 3-2 8 G4-3 8 S 1B			B SI 92 X SI 92 1-0 ① B2-3	1 SAFE B FF 93 B CH 83 B FF 93 B FF 93 4-0 **1-2** **BB**		X FF 96 0-0 ① SH1-3 **1-2**	3	0	1	0	1	0	0
8 Shane Victorino, S (1, 8) OBP: 0.324, SLG: 0.390	B FF 94 B FF 93 X FF 94 2-0 E9 1B		1 SAFE 1 SAFE C SI 93 X CH 87 0-1 ② G4-3 **1-3**			B FF 92 C CH 88 B KC 82 B CH 88 X FF 93 3-1 3 1B 27 FC5-4 1B	B CH 85 C FF 96 B SL 79 X CH 85 2-1 ③ F7		C FF 96 S FF 97 B FF 98 S SL 89 1-3 ② **K**	5	1	2	0	0	1	4
3 Hunter Pence, R (1, 9) OBP: 0.345, SLG: 0.476	B SI 96 B FF 95 X SI 95 2-0 ③ G1-3		S KC 83 C KC 84 D KC 85 C KC 86 1-3 ③ **K**			X SI 93 0-0 27 FC5-4 **1-3** 1B		C SL 82 B FF 94 X SL 82 1-1 HR	B FF 98 S FF 98 X FF 97 1-1 ③ F8 **2-3**	5	1	2	1	0	1	3
27 Placido Polanco, R (1, 5) OBP: 0.324, SLG: 0.363		C SI 93 X SI 93 0-1 ① G6-3		C SI 92 S KC 82 B SI 94 X KC 82 1-2 ① G6-3		C KC 82 F KC 82 X KC 83 0-2 ② FC5-4 24 BB **1-2f** **3-H**		H FF 94 1-0 18 1B HBP		3	0	0	1	0	0	1
24 Ty Wigginton, R (1, 3) OBP: 0.317, SLG: 0.398		B SI 93 C SI 94 T FF 94 X FF 94 1-2 31 HR 1B		S KC 82 X KC 83 0-1 ② G2-3		B FF 94 D KC 82 D KC 83 B SI 93 4-0 **1-2** BB		B FF 94 B FF 94 C FF 94 B FF 96 F FF 95 S FF 96 3-3 ① **K**		3	1	1	0	1	1	1
18 Mike Fontenot, L (1, 4) OBP: 0.365, SLG: 0.377		B SI 94 X FF 94 1-0 ② L8		C FF 93 C KC 82 S KC 81 0-3 ③ **K**		B SI 94 X SI 92 1-0 ③ G3		F FF 95 X FF 96 0-1 **1-2** 1B		4	0	1	0	0	1	3
31 Erik Kratz, R (1, 2) OBP: 0.286, SLG: 1.143 25 Jim Thome, L (8, PH) OBP: 0.338, SLG: 0.516 47 Jeremy Horst, L (9, 1)		F SI 94 C SI 94 F KC 82 X FF 92 0-2 **1-H** HR			C KC 80 B SI 93 F KC 81 X KC 83 1-2 ① G6-3		B SI 92 F SI 91 B KC 82 B SI 92 S SI 92 T SI 94 3-2 ① **K**	F FF 95 F FF 95 S FF 96 0-3 ② **K**		3 1 0	1 0 0	1 0 0	2 0 0	0 1 0	1 2 0	0 2 0
38 Kyle Kendrick, R (1, 1) OBP: 0.188, SLG: 0.071 26 Chase Utley, L (7, PH) OBP: 0.500, SLG: 1.000 48 Brian Sanches, R (8, 1) 51 Carlos Ruiz, R (8, PH) OBP: 0.429, SLG: 0.588 (9, 2)		B SI 92 B SI 90 C FF 91 C SI 91 X SI 93 2-2 ③ G4-3			C SI 91 B KC 79 F SI 92 F KC 81 F FF 93 B KC 80 F SI 92 S KC 84 2-3 ② **K**		C FF 94 S KC 83 S KC 83 0-3 ② K2-3	F FF 95 F SL 83 X FF 96 0-2 ③ P3		2 1 0 1	0 0 0 0	0 0 0 0	0 0 0 0	1 1 0 0	0 0 0 2	0 0 0 0
Inning Stats	R: 0 H: 1 E: 1 LOB: 1 K: 1 BB: 0 S: 8 P: 12	R: 2 H: 2 E: 0 LOB: 0 K: 0 BB: 0 S: 13 P: 17	R: 0 H: 1 E: 0 LOB: 1 K: 2 BB: 0 S: 13 P: 17	R: 0 H: 0 E: 0 LOB: 0 K: 1 BB: 0 S: 8 P: 9	R: 0 H: 0 E: 0 LOB: 0 K: 1 BB: 0 S: 12 P: 15	R: 1 H: 2 E: 0 LOB: 2 K: 0 BB: 1 S: 8 P: 17	R: 0 H: 0 E: 0 LOB: 2 K: 2 BB: 2 S: 9 P: 22	R: 1 H: 2 E: 0 LOB: 2 K: 2 BB: 0 S: 13 P: 18	R: 0 H: 1 E: 0 LOB: 1 K: 1 BB: 0 S: 8 P: 10	1B: 7 SF: 0 2B: 0 SAC: 1 3B: 0 DP: 0 HR: 2 HBP: 1						WP: 0 PA: 40 PB: 0 SB: 2 CS: 0	

livebaseballscorecards.com

	AB	35
	R	4
	H	9
	RBI	4
	BB	3
	SO	10
	LOB	16

PITCHER		IP	WLS	BF	H	R	ER	SO	BB	IBB	HBP	BLK	WP	HR	S	P	ERA	WHIP
34 A.J. Burnett, R ERA: 3.31	(1, 1)	6.2	W	28	6	3	3	7	2	0	0	0	0	1	69	101	4.05	1.200
37 Juan Cruz, R ERA: 2.73	(7, 1)	0.1	H	2	0	0	0	0	1	0	0	0	0	0	2	8	0.00	3.000
39 Jason Grilli, R ERA: 2.05	(8, 1)	1.0	H	6	2	1	1	2	0	0	1	0	0	1	13	18	9.00	2.000
52 Joel Hanrahan, R ERA: 2.1	(9, 1)	1.0	S	4	1	0	0	1	0	0	0	0	0	0	8	10	0.00	1.000

PITCHER	IP	WLS	BF	H	R	ER	SO	BB	IBB	HBP	BLK	WP	HR	S	P	ERA	WHIP

Pittsburgh Pirates @ St. Louis Cardinals

Busch Stadium, St. Louis, MO

Fri Jun 29 2012, 7:17 PM - 10:25 PM CDT

Att. 45,382 - Clear - 101 F

TOP

livebaseballscorecards.com

Batter	1	2	3	4	5	6	7	8	9	AB	R	H	RBI	BB	SO	LOB
17 Drew Sutton, S (1, 7) OBP: 0.338, SLG: 0.383	C SI 91 F FF 89 B CU 74 C CU 74 1-3 K ①	B SI 91 F SI 91 S FC 89 B CU 74 F FF 92 S CU 75 2-3 K ③			C CU 70 F CU 71 B FC 82 X SI 91 1-2 F8 ①	F SI 91 X FF 95 0-1 F9 ①		C FF 90 S CH 84 X KC 80 0-2 22 BB, 31 BB, 14 1B, 1B	B SI 92 S SI 92 F SI 91 X SL 83 1-2 L6 ①	4	0	0	0	0	2	1
32 Brad Lincoln, L (6, 1) OBP: 0.125, SLG: 0.125										1	1	1	0	0	0	0
5 Josh Harrison, R (9, PH) OBP: 0.285, SLG: 0.395 (9, 4)										1	0	0	0	0	0	1
31 Jose Tabata, R (1, 9) OBP: 0.297, SLG: 0.342	B SI 91 C SI 91 C CU 73 X SI 93 1-2 22 2B, 18 1B, 1B		C CU 70 F SI 89 F SI 92 B FC 86 X FC 85 1-2 1B		C FC 86 F FC 84 B SI 89 S CU 74 1-3 K ②	F SI 94 X SI 94 0-1 G5-3 ②		C FF 92 B SI 90 B KC 82 F FF 92 F CH 84 D KC 82 B FF 92 4-2 14 1B, 22 BB, 24 BB, 1-2 BB	B SI 92 B SI 92 B SI 93 B SI 92 4-0 22 HR, 1-2 BB	4	3	2	0	2	1	0
22 Andrew McCutchen, R (1, 8) OBP: 0.399, SLG: 0.594	C SI 91 F FC 86 B CU 74 X CU 74 1-2 18 1B, 1-3 2B		B CU 74 B SI 91 C FC 86 1 SAFE F FC 85 B SI 91 X SI 91 3-2 P4 ①		C FC 86 X FC 83 0-1 46 1B, 24 2B, 1B	C SI 92 X SI 94 0-1 46 HR, 1B		D KC 81 D CH 85 B FF 92 B FF 91 4-0 24 BB, 14 1B, 1-2, 2-3 BB	X SI 91 0-0 1-H, 2-H HR	5	4	4	3	1	0	1
46 Garrett Jones, L (1, 3) OBP: 0.280, SLG: 0.489	X FC 90 0-0 L3 ②		B SI 90 B SI 90 B SI 91 C SI 90 F SI 91 S CU 74 3-3 K ②		C SI 91 X CH 82 0-1 18 BB, 24 2B, 1-3 1B	S SI 93 1 SAFE B SL 77 B SL 79 X SI 93 2-1 1-H HR		C SI 94 C FF 93 B FF 95 F FS 82 F FF 95 B FS 81 X FF 93 2-2 24 BB, 1-2, 2-3, 3-H 1B	B SL 86 B CH 86 B SI 92 C SI 92 X SI 92 3-1 G6-3 ②	4	2	2	2	0	1	3
14 Casey McGehee, R (8, PH) OBP: 0.318, SLG: 0.379 (8, 3)										2	0	1	1	0	0	0
18 Neil Walker, S (1, 4) OBP: 0.333, SLG: 0.364	B CU 74 X FC 91 1-0 2-H, 3-H 1B		1 SAFE X SI 89 0-0 L7 ③		B CU 73 B FC 91 C CU 73 D FC 88 B FC 91 4-1 24 2B, 1-2 BB	B FF 94 S SI 92 B SL 78 F SI 94 X SL 80 2-2 1B		B FS 82 B SI 92 X FF 92 2-0 F3 ①	C SL 85 B CH 86 X SI 91 1-1 1B	5	1	3	2	1	0	4
30 Chris Resop, R (9, 1)										0	0	0	0	0	0	0
24 Pedro Alvarez, L (1, 5) OBP: 0.293, SLG: 0.466	X FC 91 0-0 G4-3 ③			C SI 89 F FF 88 B FC 83 X FC 90 1-2 P6 ①	X FC 91 0-0 1-H, 2-H, 3-H 2B	B SI 94 X SI 93 1-0 L4 ③		S CU 80 B CU 79 B FF 93 B FF 92 B FF 93 4-1 1-2, 2-3, 3-H BB	C SL 84 B SI 92 F SI 92 B SL 85 X SL 84 2-2 L8 ③	5	0	1	4	1	0	3
26 Rod Barajas, R (1, 2) OBP: 0.277, SLG: 0.382		C SI 91 B SI 90 F SI 90 S CU 74 1-3 K ①		B SI 90 X SI 90 1-0 F8 ②	B SI 92 S CU 74 F SI 91 D FC 86 D CU 76 X CU 76 3-2 F7 ③		X FF 90 0-0 P2 ①	B FF 94 S FS 82 F FS 81 S FF 94 1-3 K ②		5	0	0	0	0	2	4
12 Clint Barmes, R (1, 6) OBP: 0.224, SLG: 0.306		C SI 91 B FC 85 B FC 86 F SI 90 S FC 85 2-3 K ②		C SI 89 C CU 71 F CU 73 B FC 85 B CU 74 X SI 93 2-2 1B		X SI 89 0-0 HR	C FF 92 X KC 80 0-1 G5-3 ②	B SI 93 X SI 91 1-0 F9 ③		5	1	2	1	0	1	3
29 Kevin Correia, R (1, 1) OBP: 0.182, SLG: 0.182		B SI 89 B SI 91 C SI 89 X SI 89 2-1 1B		F SI 90 S FC 85 C CU 74 0-3 K ③		B SI 89 F SI 89 C CU 72 B CU 72 F CU 74 F SI 90 X SI 91 2-2 HR	B SI 92 B CH 84 C FF 92 X CH 84 2-1 G4-3 ③		C SI 91 B SL 84 X SL 86 1-1 31 BB, 22 HR, 1B	2	0	1	0	0	1	1
7 Alex Presley, L (6, PH) OBP: 0.269, SLG: 0.382 (6, 7)										3	2	2	1	0	0	0
Inning Stats	R: 2 E: 0 K: 1 S: 12 H: 3 LOB: 1 BB: 0 P: 16	R: 0 E: 0 K: 3 S: 12 H: 1 LOB: 1 BB: 0 P: 19	R: 0 E: 0 K: 1 S: 11 H: 1 LOB: 1 BB: 0 P: 18	R: 0 E: 0 K: 1 S: 11 H: 1 LOB: 1 BB: 0 P: 15	R: 3 E: 0 K: 1 S: 15 H: 3 LOB: 1 BB: 1 P: 24	R: 4 E: 0 K: 0 S: 18 H: 5 LOB: 1 BB: 0 P: 25	R: 0 E: 0 K: 0 S: 5 H: 0 LOB: 0 BB: 0 P: 7	R: 2 E: 0 K: 1 S: 17 H: 2 LOB: 3 BB: 3 P: 35	R: 3 E: 0 K: 0 S: 13 H: 3 LOB: 1 BB: 1 P: 25	1B: 13 2B: 2 3B: 0 HR: 4 SF: 0 SAC: 0 DP: 0 HBP: 0						

	AB	46
	R	14
	H	19
	RBI	14
	BB	5
	SO	8
	LOB	21

WP: 0 PB: 0 SB: 0 CS: 0 PA: 51

PITCHER		IP	WLS	BF	H	R	ER	SO	BB	IBB	HBP	BLK	WP	HR	S	P	ERA	WHIP
50 Adam Wainwright, R ERA: 4.75	(1, 1)	5.0	L	27	11	7	7	7	1	0	0	0	0	2	67	100	12.60	2.400
52 Eduardo Sanchez, R ERA: 6.6	(6, 1)	1.0		6	3	2	2	0	0	0	0	0	0	1	12	17	18.00	3.000
59 Fernando Salas, R ERA: 6.04	(7, 1)	1.0		6	1	2	2	0	2	0	0	0	0	0	11	21	18.00	3.000
61 Sam Freeman, L ERA: 6.0	(8, 1)	1.0		5	1	0	0	1	1	0	0	0	0	0	11	21	0.00	2.000
34 Marc Rzepczynski, L ERA: 6.0	(9, 1)	1.0		7	3	3	3	0	1	0	0	0	0	1	13	25	27.00	4.000

PITCHER		IP	WLS	BF	H	R	ER	SO	BB	IBB	HBP	BLK	WP	HR	S	P	ERA	WHIP

BOTTOM

Pittsburgh Pirates @ St. Louis Cardinals

Busch Stadium, St. Louis, MO

Fri Jun 29 2012, 7:17 PM - 10:25 PM CDT

Att. 45,382 - Clear - 101 F

livebaseballscorecards.com

Batter	1	2	3	4	5	6	7	8	9	AB	R	H	RBI	BB	SO	LOB
15 Rafael Furcal, S (1, 6) OBP: 0.346, SLG: 0.377	B SI 91 X SI 92 1-0 G4-3 ①		B CH 87 B SI 92 C SI 92 B SI 89 B SI 94 4-1 19 1B 3 1B BB	C SI 92 B FF 92 C CU 79 B FF 92 X SL 88 2-2 G6-3 ③			F FF 93 B CH 85 C FF 92 B FF 95 B CU 86 F FF 95 X FF 95 3-2 P3 ①			3	1	0	0	1	0	0
19 Jon Jay, L (1, 8) OBP: 0.376, SLG: 0.400	B FF 90 C SI 92 B SI 90 F FF 90 X CU 78 2-2 G1-3 ②		B SL 87 B SI 91 B SI 90 C SI 91 X SI 91 3-1 3 1B 21 HR 1-3 1B		C CU 78 X FF 92 0-1 L1-4-3 ①		B FF 94 F FF 94 F FF 94 C CU 84 1-3 K ②			4	1	1	0	0	1	0
7 Matt Holliday, R (1, 7) OBP: 0.385, SLG: 0.498 43 Shane Robinson, R (9, 9) OBP: 0.291, SLG: 0.339	B SI 92 B FC 90 X FF 90 2-0 1B		C SI 93 F FF 93 B FF 93 B SL 89 S SI 93 2-3 K ①		X SI 92 0-0 3 G4-1 1B		C CU 83 F FF 95 B CU 85 S FF 96 1-3 K ③			4 0	0 0	2 0	0 0	0 0	2 0	2 0
3 Carlos Beltrán, S (1, 9) OBP: 0.398, SLG: 0.577 34 Marc Rzepczynski, L (9, 1)	B CU 77 C CU 78 B FC 89 C SI 92 F CU 78 X CH 86 2-2 G3 ③		C SI 92 X SI 92 0-1 21 HR 1-2 3-H 1B		B CH 86 C CH 86 B CU 79 B CU 80 C SL 87 X SI 90 3-2 G4-1 ② 1-3			C FF 92 C CH 85 B CU 83 B CU 84 T FF 93 2-2 K ①		4 0	1 0	1 0	1 0	0 0	1 0	2 0
21 Allen Craig, R (1, 3) OBP: 0.395, SLG: 0.614		C SL 88 C FF 90 X CU 78 0-2 4 G5-3 23 G6-3 2B	B SL 86 B FF 92 T SL 88 X SL 88 2-1 1-H 2-H HR		B SI 94 B SI 92 C SI 92 X SI 93 2-1 F8 ③			F FF 93 F CH 85 S FF 95 0-3 K ②		4	2	2	3	0	1	1
4 Yadier Molina, R (1, 2) OBP: 0.362, SLG: 0.510		B SL 88 C FF 91 F SI 92 X SI 92 1-2 G5-3 ① 2-3	S FF 93 B SI 94 F SI 94 S FF 94 1-3 K ②			X FF 95 0-0 G5-3 ①		X FF 93 0-0 G4-3 ③		4	0	0	0	0	1	1
23 David Freese, R (1, 5) OBP: 0.336, SLG: 0.489		C CU 79 S SL 89 X FF 92 0-2 G6-3 ② 3-H	B FC 90 X SI 92 1-0 G4-3 ③			C FF 94 X FF 95 0-1 55 FC4-6 1B		F SI 93 B SI 94 B CU 82 B SI 93 F SI 93 X SI 94 3-2 G6-3 ①		4	0	1	1	0	0	0
33 Daniel Descalso, L (1, 4) OBP: 0.323, SLG: 0.352		B CU 81 C SI 92 C SI 88 B CU 78 F SL 87 B CH 85 F SL 89 F FF 92 B CH 88 4-2 50 FC5-4 BB		B CH 87 B SI 91 F SI 91 F CH 87 X CU 78 2-2 F7 ①		B SI 94 B FF 94 X FF 94 2-0 P4 ②		B SI 93 X SI 92 1-0 G3 ②		3	0	0	0	1	0	1
50 Adam Wainwright, R (1, 1) OBP: 0.063, SLG: 0.063 52 Eduardo Sanchez, R (6, 1) 55 Skip Schumaker, L (6, PH) OBP: 0.363, SLG: 0.416 59 Fernando Salas, R (7, 1) 61 Sam Freeman, R (8, 1) 13 Matt Carpenter, L (9, 7) OBP: 0.353, SLG: 0.512		X SL 87 0-0 FC5-4 ③ 1-2f		B FF 92 C FF 88 C SI 91 S SI 92 1-3 K ②		B FF 94 T FF 93 X CU 84 1-1 FC4-6 ③ 1-2f		C SI 94 B SI 85 C SI 94 S SI 95 1-3 K ③		2 0 1 0 0 0 1	0 0 0 0 0 0 0	0 0 0 0 0 0 0	0 0 0 0 0 0 0	1 0 0 0 0 0 0	1 0 1 0 0 0 0	1 0 0 0 0 0 0
Inning Stats	R: 0 E: 0 K: 0 S: 9 H: 1 LOB: 1 BB: 0 P: 16	R: 1 E: 0 K: 0 S: 15 H: 1 LOB: 1 BB: 1 P: 20	R: 4 E: 0 K: 2 S: 14 H: 3 LOB: 0 BB: 1 P: 27	R: 0 E: 0 K: 1 S: 9 H: 0 LOB: 0 BB: 0 P: 14	R: 0 E: 0 K: 0 S: 8 H: 1 LOB: 1 BB: 0 P: 13	R: 0 E: 0 K: 0 S: 6 H: 1 LOB: 1 BB: 0 P: 9	R: 0 E: 0 K: 2 S: 10 H: 0 LOB: 0 BB: 0 P: 15	R: 0 E: 0 K: 2 S: 7 H: 0 LOB: 0 BB: 0 P: 9	R: 0 E: 0 K: 1 S: 7 H: 0 LOB: 0 BB: 0 P: 12	1B: 5 2B: 1 3B: 0 HR: 1 SF: 0 SAC: 0 DP: 0 HBP: 0						

	AB	34
	R	5
	H	7
	RBI	5
	BB	2
	SO	8
	LOB	9

WP: 0 PB: 0 SB: 0 CS: 0 PA: 36

PITCHER		IP	WLS	BF	H	R	ER	SO	BB	IBB	HBP	BLK	WP	HR	S	P	ERA	WHIP
29 Kevin Correia, R ERA: 4.32	(1, 1)	5.0	W	23	6	5	5	3	2	0	0	0	0	1	55	90	9.00	1.600
32 Brad Lincoln, R ERA: 3.21	(6, 1)	3.0	H	10	1	0	0	4	0	0	0	0	0	0	23	33	0.00	0.333
30 Chris Resop, R ERA: 3.76	(9, 1)	1.0		3	0	0	0	1	0	0	0	0	0	0	7	12	0.00	0.000

PITCHER	IP	WLS	BF	H	R	ER	SO	BB	IBB	HBP	BLK	WP	HR	S	P	ERA	WHIP

Batter	1	2	3	4	5	6	7	8	9	AB	R	H	RBI	BB	SO	LOB
7 Alex Presley, L (1, 7) (7, 8) OBP: 0.272, SLG: 0.379	C FF 91 C SI 92 B SI 92 X CU 81 1-2 G3	B SI 90 B CU 79 B SI 91 C FF 91 B FF 91 4-1 31 S BB	C CU 78 C CU 79 B FF 94 X CU 79 1-2 G5-3	B FF 87 C SL 78 S SL 77 T SL 76 1-2 K	X SI 91 0-0 31 SH1-4 31 WP 17 FC6 1B					4	1	1	0	1	1	1
31 Jose Tabata, R (1, 9) OBP: 0.296, SLG: 0.344	C SI 91 B SI 90 X CU 80 1-1 G4-3	C CU 80 X SI 90 0-1 G4-3 1-2	L FF 91 F CU 78 B CU 79 B SI 90 F CU 79 F FF 94 B SI 92 X CU 79 3-2 18 2B 2B	B SI 89 X CH 81 1-0 G6-3	F SI 92 B SI 92 B SL 78 X SI 91 2-1 SH1-4 1-3					4	1	1	0	0	0	1
22 Andrew McCutchen, R (1, 8) OBP: 0.401, SLG: 0.593 17 Drew Sutton, S (7, 7) OBP: 0.333, SLG: 0.377	S FF 93 B SI 95 S SI 91 F FF 95 B SI 94 F FF 95 X SL 84 2-2 46 1B 24 HR 1B	S SL 84 B SL 85 F FF 92 B SI 91 B CU 79 X FF 94 3-2 1B	B SI 92 S SI 91 X SI 92 1-1 G5-3	C SI 87 X CH 79 0-1 F9	F FS 82 B SI 94 B SI 93 X FS 82 2-1 FC6 14 G6-3 3-H					4 1	1 0	2 0	0 1	0 0	0 0	1 0
46 Garrett Jones, L (1, 3) OBP: 0.286, SLG: 0.489 14 Casey McGehee, R (7, PH) (7, 3) OBP: 0.315, SLG: 0.374	B SI 90 1 SAFE S FF 91 X SI 91 1-1 18 BB 24 HR 1-3 1B	C CH 85 1 SAFE S SI 93 S CU 78 0-3 K	B CU 79 F FF 93 B CU 79 B CU 78 B SI 91 4-1 18 2B 12 FC6-4 BB	B SL 77 C SI 86 C SI 89 B SL 78 B SL 76 X SI 88 3-2 G6-3	B SL 81 X SI 92 1-0 G6-3 1-2					2 2	2 0	1 0	0 0	1 0	1 0	1 1
18 Neil Walker, S (1, 4) OBP: 0.334, SLG: 0.366	B CU 80 B FF 92 S CU 78 C FF 92 B FF 93 B CH 84 4-2 24 HR 1-2 BB	P PO 85 S SI 92 F CH 81 B FF 92 S CU 78 2-3 K	C SI 92 X SI 92 0-1 12 FC6-4 1-3 2-H 2B	C CH 80 X SI 89 0-1 G4-3	B SI 93 C SL 80 S SL 80 F SL 82 B SI 94 F FS 82 B SL 80 F FS 85 C SI 94 3-3 K					4	1	1	1	1	2	2
24 Pedro Alvarez, L (1, 5) OBP: 0.297, SLG: 0.477	B FF 93 F SI 92 B CU 79 B SI 93 F FF 93 X FF 94 3-2 1-H 2-H 3-H HR	C FF 93 B SL 83 B FF 91 B CH 83 C CU 78 X CU 79 3-2 F7	I IN 82 I IN 84 I IN 83 I IN 78 4-0 12 FC6-4 IBB	F FF 95 C SL 84 S SL 85 0-3 K						3	1	1	4	1	1	1
12 Clint Barmes, R (1, 6) OBP: 0.224, SLG: 0.302	F FF 93 X CU 79 0-1 F8	C FF 90 F SI 90 X CU 78 0-2 P4	C FF 94 X CU 80 0-1 FC6-4 1-2f 2-3 3-H	F FF 96 B FF 97 H SL 84 2-1 HBP						3	0	0	1	0	0	2
55 Michael McKenry, R (1, 2) OBP: 0.327, SLG: 0.471	C FF 90 S FF 91 B FF 93 B FF 92 F FF 93 B CU 79 S FF 93 3-3 K	B CU 79 X FF 91 1-0 2B	C CU 80 C SI 92 T FF 94 0-2 K	C FF 95 F FF 96 S SL 86 0-3 K						4	0	1	0	0	3	3
Jeff Karstens, R (1, 1) 32 Brad Lincoln, L (8, PH) OBP: 0.111, SLG: 0.111 44 Tony Watson, L (8, 1) 48 Jared Hughes, R (8, 1)	C FF 92 F FF 92 C FF 93 0-3 K	F FF 92 B FF 94 B CU 79 C FF 93 C CU 80 2-3 K	C SI 83 F SI 88 F SL 76 X CH 80 0-2 G5-3	C FF 96 S FF 96 C FF 94 0-3 K						3 1 0 0	0 0 0 0	0 0 0 0	0 0 0 0	0 0 0 0	2 1 0 0	1 1 0 0
Inning Stats	R: 4 E: 0 K: 0 S: 19 H: 3 LOB: 0 BB: 1 P: 31	R: 0 E: 0 K: 2 S: 10 H: 0 LOB: 1 BB: 1 P: 17	R: 0 E: 0 K: 2 S: 13 H: 1 LOB: 1 BB: 0 P: 20	R: 0 E: 0 K: 1 S: 10 H: 1 LOB: 1 BB: 0 P: 14	R: 2 E: 0 K: 1 S: 15 H: 2 LOB: 2 BB: 2 P: 27	R: 0 E: 0 K: 1 S: 8 H: 0 LOB: 0 BB: 0 P: 10	R: 0 E: 0 K: 0 S: 7 H: 0 LOB: 0 BB: 0 P: 10	R: 0 E: 0 K: 3 S: 10 H: 0 LOB: 1 BB: 0 P: 12	R: 1 E: 0 K: 1 S: 12 H: 1 LOB: 1 BB: 0 P: 20	1B: 4 2B: 3 3B: 0 HR: 1 SF: 0 SAC: 1 DP: 0 HBP: 1						

PITCHER		IP	WLS	BF	H	R	ER	SO	BB	IBB	HBP	BLK	WP	HR	S	P	ERA	WHIP
31 Lance Lynn, R ERA: 3.62	(1, 1)	5.0	L	26	7	6	6	6	3	1	0	0	0	1	67	109	10.80	2.000
62 Barret Browning, L ERA:	(6, 1)	2.0		6	0	0	0	1	0	0	0	0	0	0	15	20	0.00	0.000
63 Maikel Cleto, R ERA: 4.5	(8, 1)	1.0		4	0	0	0	3	0	0	1	0	0	0	10	12	0.00	0.000
66 Victor Marte, R ERA: 3.82	(9, 1)	1.0		5	1	1	1	1	0	0	0	0	1	0	12	20	9.00	1.000

PITCHER	IP	WLS	BF	H	R	ER	SO	BB	IBB	HBP	BLK	WP	HR	S	P	ERA	WHIP

TOP

Pittsburgh Pirates @ St. Louis Cardinals

Busch Stadium, St. Louis, MO

Sat Jun 30 2012, 1:19 PM - 4:21 PM CDT

Att. 37,162 - Sunny - 99 F

livebaseballscorecards.com

AB	35
R	7
H	8
RBI	7
BB	4
SO	11
LOB	15

WP: 1 PA: 41
PB: 0
SB: 1
CS: 0

BOTTOM

Pittsburgh Pirates @ St. Louis Cardinals

Busch Stadium, St. Louis, MO

Sat Jun 30 2012, 1:19 PM - 4:21 PM CDT

Att. 37,162 - Sunny - 99 F

livebaseballscorecards.com

Batter	1	2	3	4	5	6	7	8	9	AB	R	H	RBI	BB	SO	LOB
55 Skip Schumaker, L (1, 4) OBP: 0.362, SLG: 0.408 27 Tyler Greene, R (8, PH) OBP: 0.283, SLG: 0.383 (9, 4)	C SI 88 B SI 87 F CH 82 X CU 73 1-2 ① F8		B CU 73 B SI 90 B SI 89 B SI 90 4-0 19 FC4-6 BB		C CU 73 X CU 73 0-1 ② F7			B SI 95 B SI 95 X SI 94 2-0 ① G5-3		2 1	0 0	0 0	0 0	1 0	0 0	0 0
19 Jon Jay, L (1, 8) OBP: 0.372, SLG: 0.403	B SI 90 F SI 86 X CH 84 1-1 ② G3		B CH 83 B SI 91 F SI 85 X SI 90 2-1 ② FC4-6 7 S 7 1B 1-2f 3-H		C SI 91 T CH 80 B SI 91 B SL 81 X CH 85 2-2 ③ G3-1			B SL 86 S SI 86 C SI 96 F SL 85 X SI 95 1-2 7 S 3 2B 2B		4	2	1	1	0	0	1
7 Matt Holliday, R (1, 7) OBP: 0.389, SLG: 0.500	S SI 91 B SI 92 F SL 81 B SI 93 B SI 91 B SI 92 4-2 BB		S SI 92 B SI 93 D SL 83 F SI 92 F SL 83 X SI 93 2-2 1-H 1B			C SL 83 B CH 80 B CH 81 X SI 91 2-1 1B		F SI 95 F SI 96 B SL 87 B SI 96 F SI 95 D CH 89 T SI 96 3-2 ② K 2-3		3	0	2	1	1	1	1
3 Carlos Beltrán, S (1, 9) OBP: 0.396, SLG: 0.576	C CU 74 B SI 91 B SL 82 F SI 88 S SL 81 2-3 ③ K		B SI 89 X CU 72 1-0 ③ L8			C CU 73 1 SAFE D SL 81 B SI 92 X SI 89 2-1 ① F8		C SI 95 B SI 96 D SL 86 F SI 95 X SI 96 2-2 3-H 2B		4	0	1	1	0	1	3
21 Allen Craig, R (1, 3) OBP: 0.392, SLG: 0.604		C CH 80 B SL 80 F SI 92 C SI 94 1-3 ① K		B CU 72 X SI 90 1-0 23 FC5-4 1B		B SL 83 X SL 80 1-0 ② P6		B SI 94 X SI 94 1-0 ③ G6-3		4	0	1	0	0	1	2
23 David Freese, R (1, 5) OBP: 0.331, SLG: 0.481		C SI 92 S CU 67 B SI 93 B SL 84 X SI 92 2-2 ② F9		1 SAFE X SI 91 0-0 ① FC5-4 1-2f		C SI 92 F CH 84 S CU 69 0-3 ③ K			B SI 94 B SI 93 C SI 93 X SI 94 2-1 ① G4-3	4	0	0	0	0	1	2
33 Daniel Descalso, L (1, 6) OBP: 0.316, SLG: 0.343		F SI 91 C CU 74 B SI 92 S SL 82 1-3 ③ K		C SI 91 1 SAFE S SI 91 F SI 90 S SL 83 0-3 ② K			C SI 92 B CU 73 C CU 73 C SI 92 1-3 ① K		F SI 93 B SI 94 B SI 95 X SI 94 2-1 ② G4-1	4	0	0	0	0	3	1
48 Tony Cruz, R (1, 2) OBP: 0.196, SLG: 0.304			B SI 90 C SL 79 X CU 72 1-1 31 SH5-4 19 FC4-6 2B	S SI 91 F SI 92 F SL 82 B SL 81 X SI 92 1-2 ③ G4-3			X SL 82 0-0 ② G5-3		C SI 94 B SL 84 X SI 92 1-1 ③ G5-3	4	1	1	0	0	0	1
31 Lance Lynn, S (1, 1) OBP: 0.100, SLG: 0.100 43 Shane Robinson, R (5, PH) OBP: 0.289, SLG: 0.336 62 Barret Browning, L (6, 1) 13 Matt Carpenter, L (7, PH) OBP: 0.350, SLG: 0.508 63 Maikel Cleto, R (8, 1) 66 Victor Marte, R (9, 1)			C SI 89 X SI 89 0-1 ① SH5-4 2-3		X SI 91 0-0 ① F9		C CU 72 B CU 67 S SI 92 F SL 82 S CU 73 1-3 ③ K			0 1 0 1 0 0	0 0 0 0 0 0	0 0 0 0 0 0	0 0 0 1 0 0	0 0 0 0 0 0	0 0 0 0 0 0	0 0 0 0 0 0
Inning Stats	R: 0 E: 0 K: 1 S: 10 H: 0 LOB: 1 BB: 1 P: 18	R: 0 E: 0 K: 2 S: 9 H: 0 LOB: 0 BB: 0 P: 13	R: 2 E: 0 K: 0 S: 11 H: 2 LOB: 1 BB: 1 P: 21	R: 0 E: 0 K: 1 S: 10 H: 1 LOB: 1 BB: 0 P: 12	R: 0 E: 0 K: 0 S: 6 H: 0 LOB: 0 BB: 0 P: 8	R: 0 E: 0 K: 1 S: 8 H: 1 LOB: 1 BB: 0 P: 13	R: 0 E: 0 K: 2 S: 8 H: 0 LOB: 0 BB: 0 P: 10	R: 1 E: 0 K: 1 S: 13 H: 2 LOB: 1 BB: 0 P: 22	R: 0 E: 0 K: 0 S: 6 H: 0 LOB: 0 BB: 0 P: 11	1B: 3 2B: 3 3B: 0 HR: 0	SF: 0 SAC: 1 DP: 0 HBP: 0	WP: 0 PB: 0 SB: 2 CS: 0	PA: 35				

	AB	32
	R	3
	H	6
	RBI	3
	BB	2
	SO	8
	LOB	11

PITCHER		IP	WLS	BF	H	R	ER	SO	BB	IBB	HBP	BLK	WP	HR	S	P	ERA	WHIP
Jeff Karstens, R ERA: 5.25	(1, 1)	7.0	W	27	4	2	2	7	2	0	0	0	0	0	62	95	2.57	0.857
44 Tony Watson, L ERA: 3.96	(8, 1)	0.2		4	2	1	1	1	0	0	0	0	0	0	12	20	13.50	3.000
48 Jared Hughes, R ERA: 2.31	(8, 1)	1.1	S	4	0	0	0	0	0	0	0	0	0	0	7	13	0.00	0.000

PITCHER	IP	WLS	BF	H	R	ER	SO	BB	IBB	HBP	BLK	WP	HR	S	P	ERA	WHIP

Batter	1	2	3	4	5	6	7	8	9	AB	R	H	RBI	BB	SO	LOB
7 Alex Presley, L (1, 8) OBP: 0.275, SLG: 0.389	C SI 90 B FC 88 X SI 91 1-1 G5-3		C SI 92 C SI 91 B FC 88 B CH 81 X SI 92 2-2 3B	B SI 93 C FC 88 F FC 88 F SI 92 F CU 78 F CH 81 F FC 89 X SI 94 1-2 G6-3			C SI 92 X SI 92 0-1 31 G1-6-3 1B		B SI 94 F FF 95 F FC 91 F FC 92 C FF 98 1-3 K	5	0	2	0	0	1	0
31 Jose Tabata, R (1, 9) OBP: 0.295, SLG: 0.341	B SI 91 X SI 92 1-0 18 CS 1B		C SI 93 B FC 86 B SI 91 X SI 92 2-1 G4-3		B CU 78 B SI 91 X SI 91 2-0 F9		1 SAFE C SI 92 X SI 92 0-1 G1-6-3 1-2f		F FF 98 X FC 91 0-1 G6-3	5	0	1	0	0	0	2
46 Garrett Jones, L (1, 3) OBP: 0.279, SLG: 0.476	C SI 91 F FC 88 1 SAFE F CH 80 B FS 84 S FC 86 1-3 K		C SI 92 B SI 91 B SI 91 B SI 93 F SI 93 X FS 86 3-2 F9		C CU 77 S SI 91 B FC 87 B FC 86 B SI 91 T SI 93 3-2 K		X SI 93 0-0 E8		C FF 98 T FC 92 S FC 94 0-3 K	5	0	0	0	0	3	2
18 Neil Walker, S (1, 4) OBP: 0.338, SLG: 0.369 30 Chris Resop, R (5, 1) 14 Casey McGehee, R (7, PH) OBP: 0.314, SLG: 0.372 37 Juan Cruz, R (7, 1) 44 Tony Watson, L (8, 1)	B SI 90 B SI 91 B SI 92 3-0 CS 1-2	S FC 86 X FS 85 0-1 12 F8 24 1B 1B		C SI 90 B CU 76 B SI 91 X SI 91 2-1 17 2B 12 1B 1B	B SI 91 S SI 88 X SI 92 1-1 G4-3		C SI 96 B SL 87 X SL 86 1-1 F8			3 0 1 0 0	1 0 0 0 0	2 0 0 0 0	0 0 0 0 0	0 0 0 0 0	0 0 0 0 0	0 0 1 0 0
24 Pedro Alvarez, L (1, 5) OBP: 0.303, SLG: 0.479 10 Eric Fryer, R (8, PR) (8, 7)		B SI 91 X SI 90 1-0 1-2 1B	X SI 92 0-0 F7		B CH 78 B CH 79 B SI 91 B SI 91 4-0 55 F9 12 1B BB			F CH 87 S CH 89 X SI 96 0-2 12 SH1-4 17 1B 1B		3 0	0 0	2 0	0 0	1 0	0 0	1 0
17 Drew Sutton, S (1, 7) OBP: 0.343, SLG: 0.400 (8, 4)		C SI 91 B SI 91 B FC 86 S SI 93 F SI 91 B FS 85 S SI 92 3-3 K	X FC 88 0-0 12 1B 55 HR 1-3 2B		C SI 89 F SI 90 B SI 89 S SI 90 1-3 K			S SI 94 X SI 96 0-1 12 SH1-4 1-2 1B		4	1	2	0	0	2	3
12 Clint Barmes, R (1, 6) OBP: 0.230, SLG: 0.307		B FC 87 X SI 91 1-0 F8 2-3	C FC 86 B CU 81 S CU 80 B FC 87 X FC 87 2-2 55 HR 2-3 3-H 1B		X FC 85 0-0 1-2 1B			B SI 93 M SI 96 D CH 89 X SI 94 2-1 SH1-4 1-2 2-3		3	1	2	1	0	0	2
55 Michael McKenry, R (1, 2) OBP: 0.324, SLG: 0.495		C FC 87 D CU 80 F SI 92 F FC 86 D CU 82 S FC 87 2-3 K	X SI 91 0-0 1-H 3-H HR		C FC 86 B SI 90 X FC 86 1-1 F9 2-3			C SL 90 X SI 96 0-1 P3		4	1	1	3	0	1	7
45 Erik Bedard, L (1, 1) OBP: 0.087, SLG: 0.087 5 Josh Harrison, R (5, 4) OBP: 0.280, SLG: 0.388 (8, 5)			C SI 91 B SI 90 C SI 91 S SI 92 1-3 K	C SI 91 B SI 92 C SI 92 F SI 92 X FC 87 1-2 G4-3		D SI 91 C FC 87 B CU 82 F SI 91 X CU 81 2-2 G5-3		F FF 96 B FC 91 X FF 97 1-1 F8		2 2	0 0	0 0	0 0	0 0	1 0	0 5
Inning Stats	R: 0 E: 0 K: 1 S: 7 H: 1 LOB: 0 BB: 0 P: 13	R: 0 E: 0 K: 2 S: 12 H: 2 LOB: 2 BB: 0 P: 19	R: 0 E: 0 K: 1 S: 11 H: 1 LOB: 1 BB: 0 P: 19	R: 4 E: 0 K: 0 S: 19 H: 4 LOB: 0 BB: 0 P: 25	R: 0 E: 0 K: 1 S: 6 H: 0 LOB: 0 BB: 0 P: 12	R: 0 E: 0 K: 1 S: 9 H: 1 LOB: 2 BB: 1 P: 17	R: 0 E: 1 K: 0 S: 7 H: 1 LOB: 1 BB: 0 P: 8	R: 0 E: 0 K: 0 S: 11 H: 2 LOB: 3 BB: 0 P: 14	R: 0 E: 0 K: 2 S: 9 H: 0 LOB: 0 BB: 0 P: 10	1B: 9 2B: 1 3B: 1 HR: 1 SF: 0 SAC: 1 DP: 1 HBP: 0						

PITCHER		IP	WLS	BF	H	R	ER	SO	BB	IBB	HBP	BLK	WP	HR	S	P	ERA	WHIP
35 Jake Westbrook, R ERA: 3.91	(1, 1)	6.0	W	27	9	4	4	6	1	0	0	0	0	1	64	105	6.00	1.667
34 Marc Rzepczynski, L ERA: 5.86	(7, 1)	0.2	H	3	1	0	0	0	0	0	0	0	0	0	5	5	0.00	1.500
41 Mitchell Boggs, R ERA: 2.06	(7, 1)	1.0	H	5	2	0	0	0	0	0	0	0	0	0	11	14	0.00	2.000
30 Jason Motte, R ERA: 3.25	(8, 1)	1.1	S	4	0	0	0	2	0	0	0	0	0	0	11	13	0.00	0.000

PITCHER	IP	WLS	BF	H	R	ER	SO	BB	IBB	HBP	BLK	WP	HR	S	P	ERA	WHIP

TOP

Pittsburgh Pirates @ St. Louis Cardinals

Busch Stadium, St. Louis, MO

Sun Jul 01 2012, 1:16 PM - 4:27 PM CDT

Att. 37,821 - Sunny - 98 F

livebaseballscorecards.com

AB	37
R	4
H	12
RBI	4
BB	1
SO	8
LOB	23

WP: 0 PA: 40
PB: 0
SB: 0
CS: 1

Batter	1	2	3	4	5	6	7	8	9	AB	R	H	RBI	BB	SO	LOB
15 Rafael Furcal, S (1, 6) OBP: 0.345, SLG: 0.375	C FS 82 X FS 81 0-1 1B	X CU 77 0-0 ③ G5-3		C SI 92 C SI 94 B SI 93 B SI 93 S SI 94 2-3 ③ K		B SI 92 S CH 84 X SI 93 1-1 ② B5-3				4	0	1	0	0	1	2
13 Matt Carpenter, L (1, 3) OBP: 0.354, SLG: 0.504 34 Marc Rzepczynski, L (7, 1) 41 Mitchell Boggs, R (7, 1) 19 Jon Jay, L (8, 8) OBP: 0.372, SLG: 0.403	L FS 81 F FF 86 F SI 90 F CU 75 F FC 85 B SI 90 D CU 75 S FF 87 2-3 ① K		C SI 88 C SI 90 B FC 88 B SI 89 X SI 91 2-2 7/G1-3 21 HR 1B		S FF 88 B CH 80 F SI 92 B FF 92 H SI 90 3-2 7 2B HBP	C CU 79 C SI 93 B CH 85 B FF 94 F FF 95 C CU 82 2-3 ③ K				3	2	1	0	0	2	1
										0	0	0	0	0	0	0
										0	0	0	0	0	0	0
										0	0	0	0	0	0	0
7 Matt Holliday, R (1, 7) OBP: 0.391, SLG: 0.502	B FF 90 C SI 87 S CH 76 B FF 89 B FC 86 C FC 87 3-3 ② K		X CH 76 0-0 ① G1-3 1-2		B FF 91 C SI 91 F SI 91 D CU 75 F SI 91 X CH 79 2-2 21 F7 43 1B 1-H 2B		C FC 89 B FF 95 F FF 90 B FF 97 B FC 90 B FF 92 4-2 BB			3	1	1	1	1	1	2
21 Allen Craig, R (1, 9) OBP: 0.388, SLG: 0.615 (7, 3)	B CU 76 F CU 75 B FF 91 F CU 75 X SI 90 2-2 ③ G4-3		F CU 77 X CU 77 0-1 2-H HR		B SI 87 C SI 89 X CH 78 1-1 ① F7 2-3		B FF 91 C FC 90 B FC 90 F FC 90 B FF 94 F CH 89 F CH 85 C FF 95 3-3 ① K			4	1	1	2	0	1	3
23 David Freese, R (1, 5) OBP: 0.330, SLG: 0.478 30 Jason Motte, R (8, 1)		B FF 86 F FS 85 X CH 74 1-1 ① F8	F FF 91 X CH 79 0-1 1B		F CU 74 F SI 89 D CU 73 B FF 91 S CU 75 2-3 ② K		C SL 81 S FC 91 T FC 90 0-2 ② K			4	0	1	0	0	2	2
										0	0	0	0	0	0	0
4 Yadier Molina, R (1, 2) OBP: 0.364, SLG: 0.519		F SI 89 C CU 74 X FF 92 0-2 HR	F CH 79 X CU 76 0-1 ② P3		I IN 65 I IN 68 I IN 71 I IN 71 4-0 43 1B IBB		X SL 80 0-0 ③ F8			3	1	1	1	1	0	2
43 Shane Robinson, R (1, 8) OBP: 0.295, SLG: 0.341 (8, 9)		C FF 88 C FF 90 B FC 88 F CU 76 B CU 77 F FC 87 B SI 91 X FF 90 3-2 35 SH1-4 27 BB 1B	M FF 90 B FF 92 F FF 89 X FF 90 1-2 ③ F8		B CU 75 X FF 91 1-0 1-2 3-H 1B			C SI 94 B SI 94 X SI 94 1-1 ① F9		4	0	2	1	0	0	1
27 Tyler Greene, R (1, 4) OBP: 0.286, SLG: 0.381 33 Daniel Descalso, L (5, PH) OBP: 0.318, SLG: 0.345 (6, 4) (8, 5)	B FC 90 C CH 76 B CU 75 B CU 76 F FF 90 B SI 90 4-2 35 SH1-4 1-2 BB		C CH 76 B SI 90 F CU 76 B FC 89 F CU 76 X SI 92 2-2 ① G4-3	F SI 92 X CU 82 0-1 ③ F8			L SL 84 B SL 85 X SI 93 1-1 55 G5-4-3 1B		1	0	0	0	1	0	0
										2	0	1	0	0	0	2
35 Jake Westbrook, R (1, 1) OBP: 0.250, SLG: 0.160 55 Skip Schumaker, L (6, PH) OBP: 0.356, SLG: 0.400 (7, 9) (8, 4)	B FF 91 C FF 91 X FC 91 1-1 ② SH1-4 1-2 2-3			S SI 92 S SI 92 S SI 93 0-3 ② K		B SI 91 C SI 91 X CH 84 1-1 ① G4-3		1 SAFE F SI 94 B SI 94 1 SAFE S SL 84 B SL 84 F SL 85 X SI 94 2-2 ②③ G5-4-3 1-2f		1	0	0	0	0	1	0
										2	0	0	0	0	0	1
Inning Stats	R: 0 E: 0 K: 2 S: 14 H: 1 LOB: 1 BB: 0 P: 21	R: 1 E: 0 K: 0 S: 15 H: 2 LOB: 2 BB: 1 P: 24	R: 2 E: 0 K: 0 S: 13 H: 3 LOB: 1 BB: 0 P: 16	R: 0 E: 0 K: 2 S: 10 H: 0 LOB: 0 BB: 0 P: 14	R: 2 E: 0 K: 1 S: 14 H: 2 LOB: 2 BB: 1 P: 27	R: 0 E: 0 K: 1 S: 8 H: 0 LOB: 0 BB: 0 P: 12	R: 0 E: 0 K: 2 S: 11 H: 0 LOB: 1 BB: 1 P: 18	R: 0 E: 0 K: 0 S: 8 H: 1 LOB: 0 BB: 0 P: 12		1B: 6 2B: 1 3B: 0 HR: 2 SF: 0 SAC: 1 DP: 1 HBP: 1				WP: 0 PB: 0 SB: 0 CS: 0 PA: 36	

PITCHER		IP	WLS	BF	H	R	ER	SO	BB	IBB	HBP	BLK	WP	HR	S	P	ERA	WHIP
45 Erik Bedard, L ERA: 4.57	(1, 1)	4.2	L	25	8	5	5	5	1	1	1	0	0	2	64	100	9.64	1.929
30 Chris Resop, R ERA: 3.63	(5, 1)	1.1		4	0	0	0	1	0	0	0	0	0	0	10	14	0.00	0.000
37 Juan Cruz, R ERA: 2.63	(7, 1)	1.0		4	0	0	0	2	1	0	0	0	0	0	11	18	0.00	1.000
44 Tony Watson, L ERA: 3.81	(8, 1)	1.0		3	1	0	0	0	0	0	0	0	0	0	8	12	0.00	1.000

PITCHER	IP	WLS	BF	H	R	ER	SO	BB	IBB	HBP	BLK	WP	HR	S	P	ERA	WHIP

BOTTOM

Pittsburgh Pirates @ St. Louis Cardinals

Busch Stadium, St. Louis, MO

Sun Jul 01 2012, 1:16 PM - 4:27 PM CDT

Att. 37,821 - Sunny - 98 F

livebaseballscorecards.com

AB	31
R	5
H	9
RBI	5
BB	3
SO	8
LOB	16

Batter	1	2	3	4	5	6	7	8	9	AB	R	H	RBI	BB	SO	LOB
27 Jose Altuve, R (1, 4) OBP: 0.347, SLG: 0.444	B FF 92 B FF 91 B FF 91 B FF 92 4-0 4 G3 14 1B BB	F SI 93 S SL 81 X SL 82 0-2 ③ G5-3		S SL 81 D CU 77 X SI 91 1-1 ③ FC5-4 1-2f			C SI 89 B CU 75 B SL 77 C SI 90 X CU 76 2-2 ① L4		B SI 93 F SI 92 B SI 93 F SI 92 T SL 84 2-2 ③ K	4	1	0	0	1	1	3
4 Jed Lowrie, S (1, 6) OBP: 0.338, SLG: 0.471	1 SAFE C FF 92 B SI 92 X SL 78 1-1 ① G3 1-2		C FF 92 S SL 82 B FF 92 B CU 77 B SL 82 F FF 92 C FF 93 3-3 ① K		C FF 90 B SI 90 B SL 79 C FF 91 X SL 79 2-2 ① P6		C CH 81 S FF 93 S SL 82 0-3 ② K			4	0	0	0	0	2	1
45 Carlos Lee, R (1, 3) OBP: 0.335, SLG: 0.404	D SL 80 X FF 92 1-0 ② F9		B CU 75 C FF 92 X SI 91 1-1 ② G6-3		C SL 77 X SI 91 0-1 19 E 19 FC1 1B		B FF 91 F SL 80 C CU 76 F FF 93 X CU 77 1-2 ③ G6-3			4	0	1	0	0	0	1
19 Brian Bogusevic, L (1, 9) OBP: 0.300, SLG: 0.345	C CU 74 B FF 94 B FF 94 B CU 73 B FF 94 4-1 14 1B BB		C FF 93 B CH 82 F SI 93 S CU 78 1-3 ③ K		X SI 90 0-0 FC1 14 G6-4-3 1-3			H SI 92 1-0 14 G6-4-3 HBP		2	0	0	0	1	1	1
14 J.D. Martinez, R (1, 7) OBP: 0.322, SLG: 0.402	C FF 93 C CU 75 X FF 93 0-2 15 BB 1-3 2-H 1B			S SL 78 B SL 80 X FF 91 1-1 18 BB 2B	X CU 74 0-0 ②③ G6-4-3 1-2f			B SI 92 C SI 92 B SI 92 X SI 92 2-1 ①② G6-4-3 1-2f		4	0	2	1	0	0	3
15 Jason Castro, L (1, 2) OBP: 0.331, SLG: 0.375	C FF 94 D FF 94 B FF 94 B FF 93 B FF 92 4-1 1-2 BB			F FF 92 X CU 76 0-1 ① F9		F SI 89 B CH 82 X FF 91 1-1 ① L6		X FF 93 0-0 1B		3	0	1	0	1	0	1
46 Scott Moore, L (1, 5) OBP: 0.364, SLG: 0.727	B CU 76 C FF 93 C FF 93 X CU 78 1-2 ③ G1			S CU 77 F FF 93 D CU 78 D SL 81 X FF 93 2-2 ② G5-3		B FF 90 B SL 80 X FF 92 2-0 HR		X FF 92 0-0 ③ F8		4	1	1	1	0	0	5
1 Jordan Schafer, L (1, 8) OBP: 0.317, SLG: 0.319		B SI 90 B SI 91 B FF 92 C SI 92 C FF 91 F FF 92 X FF 92 3-2 ① F8	I IN 56 I IN 60 I IN 60 I IN 58 4-0 18 BB IBB		B FF 92 S FF 91 X FF 92 1-1 ② L9			F SI 92 B CH 85 X SI 92 1-1 ① G1-3		3	0	0	0	1	0	0
18 Jordan Lyles, R (1, 1) OBP: 0.214, SLG: 0.154 55 Rhiner Cruz, R (5, 1) 12 Brian Bixler, R (6, PH) OBP: 0.308, SLG: 0.433 58 Fernando Abad, L (6, 1) 28 David Carpenter, R (7, 1) OBP: 0.500, SLG: 0.500 43 Fernando Rodriguez Jr., R (8, 1) 16 Matt Downs, R (9, PH) OBP: 0.218, SLG: 0.356		C FF 92 F FF 93 C SL 80 0-3 ② K	B SI 91 F FF 90 D SL 79 B FF 91 B FF 90 4-1 27 FC5-4 1-2 2-3 BB		B SL 80 B SI 92 F FF 90 X FF 92 2-1 ③ F9			B SI 92 X FF 93 1-0 ② G6-3	1 0 1 0 0 0 1	0 0 0 0 0 0 0	0 0 0 0 0 0 0	0 0 0 0 0 0 0	1 0 0 0 0 0 0	1 0 0 0 0 0 0	0 0 0 0 0 0 0
Inning Stats	R: 1 E: 0 K: 0 S: 11 H: 1 LOB: 3 BB: 3 P: 26	R: 0 E: 0 K: 1 S: 10 H: 0 LOB: 0 BB: 0 P: 13	R: 0 E: 0 K: 2 S: 9 H: 0 LOB: 0 BB: 0 P: 14	R: 0 E: 0 K: 0 S: 10 H: 1 LOB: 3 BB: 2 P: 22	R: 0 E: 1 K: 0 S: 7 H: 1 LOB: 1 BB: 0 P: 9	R: 1 E: 0 K: 0 S: 7 H: 1 LOB: 0 BB: 0 P: 13	R: 0 E: 0 K: 1 S: 10 H: 0 LOB: 0 BB: 0 P: 13	R: 0 E: 0 K: 0 S: 4 H: 1 LOB: 1 BB: 0 P: 7	R: 0 E: 0 K: 1 S: 6 H: 0 LOB: 0 BB: 0 P: 10	1B: 3 2B: 1 3B: 0 HR: 1 SF: 0 SAC: 0 DP: 2 HBP: 1	WP: 0 PB: 0 SB: 0 CS: 0 PA: 37					

PITCHER	IP	WLS	BF	H	R	ER	SO	BB	IBB	HBP	BLK	WP	HR	S	P	ERA	WHIP
53 James McDonald, R (1, 1) ERA: 2.45	7.0	W	30	4	2	2	4	4	1	0	0	0	1	64	110	2.57	1.143
48 Jared Hughes, R (8, 1) ERA: 2.2	2.0		7	1	0	0	1	0	0	1	0	0	0	10	17	0.00	0.500

PITCHER	IP	WLS	BF	H	R	ER	SO	BB	IBB	HBP	BLK	WP	HR	S	P	ERA	WHIP

Houston Astros @ Pittsburgh Pirates

PNC Park, Pittsburgh, PA

Mon Jul 02 2012, 7:07 PM - 9:56 PM EDT

Att. 21,041 - Partly Cloudy - 90 F

livebaseballscorecards.com

AB	31
R	2
H	5
RBI	2
BB	5
SO	5
LOB	15

Houston Astros @ Pittsburgh Pirates

PNC Park, Pittsburgh, PA

Mon Jul 02 2012, 7:07 PM - 9:56 PM EDT

Att. 21,041 - Partly Cloudy - 90 F

livebaseballscorecards.com

BOTTOM

Batter	1	2	3	4	5	6	7	8	9	AB	R	H	RBI	BB	SO	LOB
7 Alex Presley, L (1, 7) OBP: 0.278, SLG: 0.399	C FF 90 C SI 91 F CU 81 B FF 92 F SL 86 B CU 80 B FF 92 X FF 91 3-2 G4-3 ①		C CU 78 X SL 87 0-1 3B	C SI 90 C SI 91 S CU 80 0-3 K2-3 ③		C SI 91 B KC 78 X SI 91 1-1 22 1B 17 1B 46 1B 1B		X FF 93 0-0 F8 ①		5	1	2	0	0	1	1
17 Drew Sutton, S (1, 9) OBP: 0.347, SLG: 0.429	B SI 91 C SI 91 X CH 81 1-1 E1		B CU 79 X SI 92 1-0 G1-3 ③		B CU 75 X SI 90 1-0 22 2B 3B	S KC 77 F CH 73 D KC 75 F FF 90 B KC 78 X CH 69 2-2 1-2 46 1B 22 1B 1B		C FF 93 F FF 94 S FF 94 0-3 K ②		5	1	2	0	0	1	1
22 Andrew McCutchen, R (1, 8) OBP: 0.407, SLG: 0.600	B CU 78 F FF 92 1 SAFE B CU 77 X CU 77 2-1 F8 ②			B FF 93 C CU 78 F FF 93 B SI 93 B CU 82 F FF 92 X FF 93 3-2 46 HR 1B	B CU 78 B CU 79 C SL 86 F CU 79 B FF 93 X CU 78 3-2 3-H 46 2B 2B	C SI 89 X SI 90 0-1 1-2 2-3 46 1B 1B		B CU 78 C FF 94 F FF 94 X FF 93 1-2 46 1B 18 2B 1B		5	3	4	1	0	0	1
46 Garrett Jones, L (1, 3) OBP: 0.292, SLG: 0.505	S SI 91 S FF 93 B FF 92 X SL 85 1-2 P2 ③			X SI 92 0-0 1-H HR	B SI 90 B SI 90 X SL 86 2-0 14 WP 2-H 14 2B 2B	F KC 79 C SI 93 F SI 92 X KC 81 0-2 1-2 2-3 3-H 18 G4-6-3 1B		F FF 93 X CH 86 0-1 1-2 18 2B 1B		5	3	4	4	0	0	1
18 Neil Walker, S (1, 4) OBP: 0.342, SLG: 0.385		C SI 90 C SL 86 B SL 84 B SI 91 T CH 82 2-2 K ①		B SI 90 C CH 82 S CH 82 F SL 84 F CU 81 B FF 93 X CU 81 2-2 HR	B SI 93 B SI 92 B FF 92 C SL 81 F SL 83 B FF 93 4-2 14 WP 14 2B BB	B SI 90 X FF 91 1-0 1-2f G4-6-3 ②③		C FF 94 S CH 86 B FF 95 F CH 86 F FF 95 X FF 94 1-2 1-H 2-H 2B		4	2	2	3	1	1	3
14 Casey McGehee, R (1, 5) OBP: 0.321, SLG: 0.389		C FF 92 F SL 86 C CU 81 0-3 K ②		C FF 92 B SL 86 F FF 90 B SL 85 F FF 90 X FF 91 2-2 12 1B 2B	S SL 81 X FF 95 0-1 12 G5-3-5 1-H 2-H 2B		B FF 95 C SL 84 X FF 96 1-1 55 HBP 1B	B CU 80 S CH 86 X FF 94 1-1 F9 ③		5	1	3	2	0	1	1
12 Clint Barmes, R (1, 6) OBP: 0.230, SLG: 0.306		B SL 87 C SI 93 X SL 87 1-1 F9 ③		F FF 91 X SL 86 0-1 53 SH3-4 2-H 1B	C FF 95 B SL 83 X FF 95 1-1 ①② 2-3f G5-3-5		F FF 94 S FF 95 X FF 95 0-2 F8 ①			4	0	1	1	0	0	2
55 Michael McKenry, R (1, 2) OBP: 0.321, SLG: 0.479			C FF 91 F SL 87 T CU 80 0-2 K ①	S CU 77 B FF 92 F FF 91 B CU 79 C CU 80 2-3 K ①	B SL 82 B SI 93 F SI 95 S SL 82 F FF 96 B FF 97 S SL 84 3-3 K ③		C SL 85 S SL 84 H FF 95 1-2 1-2 5 G4-3 HBP			3	0	0	0	0	3	1
53 James McDonald, L (1, 1) OBP: 0.147, SLG: 0.121 5 Josh Harrison, R (7, PH) OBP: 0.278, SLG: 0.385 48 Jared Hughes, R (8, 1)			C SI 91 B CU 76 B SI 91 T SI 91 F CU 80 S SI 92 2-3 K ②	L FF 89 X CU 77 0-1 1-2 SH3-4 ②		B FF 92 C FF 90 C KC 74 F CH 71 F KC 81 B KC 80 X KC 79 2-2 G5-3 ①	C SL 84 F FF 96 X FF 96 0-2 1-2f G4-3 ②③			2 0 0 0 0 1 0 1 0 0 0 0 0 2 0 0 0 0 0 0 0						
Inning Stats	R: 0 E: 1 K: 0 S: 12 H: 0 LOB: 1 BB: 0 P: 19	R: 0 E: 0 K: 2 S: 8 H: 0 LOB: 0 BB: 0 P: 11	R: 0 E: 0 K: 2 S: 10 H: 1 LOB: 1 BB: 0 P: 13	R: 4 E: 0 K: 2 S: 24 H: 5 LOB: 1 BB: 0 P: 33	R: 4 E: 0 K: 1 S: 15 H: 4 LOB: 0 BB: 1 P: 29	R: 1 E: 0 K: 0 S: 18 H: 4 LOB: 2 BB: 0 P: 24	R: 0 E: 0 K: 0 S: 10 H: 1 LOB: 1 BB: 0 P: 12	R: 2 E: 0 K: 1 S: 16 H: 3 LOB: 1 BB: 0 P: 19		1B: 9 2B: 6 3B: 2 HR: 2	SF: 0 SAC: 1 DP: 3 HBP: 1					

AB	39
R	11
H	18
RBI	11
BB	1
SO	8
LOB	13

WP: 1 PA: 42
PB: 0
SB: 0
CS: 0

PITCHER		IP	WLS	BF	H	R	ER	SO	BB	IBB	HBP	BLK	WP	HR	S	P	ERA	WHIP
18 Jordan Lyles, R ERA: 5.4	(1, 1)	4.0	L	22	9	7	7	6	0	0	0	0	0	2	59	87	15.75	2.250
55 Rhiner Cruz, R ERA: 6.84	(5, 1)	1.0		4	1	1	1	1	1	0	0	0	1	0	10	18	9.00	2.000
58 Fernando Abad, L ERA: 3.24	(6, 1)	1.0		6	4	1	1	0	0	0	0	0	0	0	18	24	9.00	4.000
28 David Carpenter, R ERA: 5.52	(7, 1)	1.0		4	1	0	0	0	0	0	1	0	0	0	10	12	0.00	1.000
43 Fernando Rodriguez Jr., R ERA: 6.67	(8, 1)	1.0		6	3	2	2	1	0	0	0	0	0	0	16	19	18.00	3.000

PITCHER		IP	WLS	BF	H	R	ER	SO	BB	IBB	HBP	BLK	WP	HR	S	P	ERA	WHIP

Batter	1	2	3	4	5	6	7	8	9	AB	R	H	RBI	BB	SO	LOB
1 Jordan Schafer, L (1, 8) OBP: 0.319, SLG: 0.321	B FF 92 C SI 91 C SI 92 S KC 82 1-3 K	X SI 93 0-0 4 S 1-2 2-3 3-H 1B		X SI 92 0-0 B1-3		S KC 82 X KC 80 0-1 4 SF9 27 SH2-4 1-2 3-H 1B		B FF 93 C FF 94 L SL 82 B FF 94 S FF 94 2-3 K		5	0	2	2	0	2	0
27 Jose Altuve, R (1, 4) OBP: 0.346, SLG: 0.446	X FF 91 0-0 G6-3	C SI 93 X KC 83 0-1 SF9 2-3 3-H		B FF 91 B KC 80 X FF 92 2-0 4 1B 2B		C SI 91 X CU 80 0-1 SH2-4 1-2 2-3			B FF 93 X FF 93 1-0 F8	3	1	1	1	0	0	0
4 Jed Lowrie, S (1, 6) OBP: 0.342, SLG: 0.473	C SI 92 B CH 88 B CH 88 F SI 93 X SI 92 2-2 45 2B 1B	B KC 82 X KC 82 1-0 F8 1-2		X CH 87 0-0 45 G6-4-3 2-H 1B		S SI 92 B SI 92 3 SAFE X CU 83 1-1 SF9 2-3 3-H			B FF 93 B FF 93 F FF 95 B FF 93 B FF 93 4-1 15 2B BB	3	1	2	2	1	0	2
45 Carlos Lee, R (1, 3) OBP: 0.336, SLG: 0.412	F FF 93 X SI 94 0-1 1-3 2B		B FF 91 C SI 91 B FF 92 C FF 91 F FF 93 X FF 92 2-2 46 2B 2B	1 SAFE B KC 80 1 SAFE C KC 81 1 SAFE C KC 81 F KC 82 X KC 83 1-2 G6-4-3 1-2f		C CU 79 F SI 94 X FF 93 0-2 L4			S SL 86 B FF 94 X SL 86 1-1 F7	5	1	2	0	0	0	3
46 Scott Moore, L (1, 5) OBP: 0.333, SLG: 0.667 37 Brandon Lyon, R (7, 1) 15 Jason Castro, L (9, PH) OBP: 0.335, SLG: 0.385 53 Wesley Wright, R (9, 1)	C KC 81 B SI 92 S KC 82 D KC 82 F KC 82 F KC 83 S SI 93 2-3 K		X FF 93 0-0 2-H 2B		B KC 78 C CH 85 X KC 81 1-1 G6-3		B FF 93 S CH 83 B FF 94 F SL 79 B FF 94 S CH 84 3-3 K		B FF 94 D SL 88 B FF 95 C FF 94 F FF 95 F FF 96 X SL 87 3-2 1-H 2B	4 0 1 0	0 0 0 0	1 0 1 0	1 0 1 0	0 0 0 0	2 0 0 0	2 0 0 0
14 J.D. Martinez, R (1, 7) OBP: 0.316, SLG: 0.394		C FF 91 B KC 81 B KC 82 F SI 91 X SI 92 2-2 G4-3	C KC 83 B FF 92 F FF 93 F KC 83 S KC 83 1-3 K		F KC 79 B FF 91 B FF 90 X SI 90 2-1 G6-3		B FC 89 F FF 95 B FF 94 F FC 88 B FF 94 F SL 80 X FF 94 3-2 G3-1		B FF 94 X FF 93 1-0 F8	5	0	0	0	0	1	2
19 Brian Bogusevic, L (1, 9) OBP: 0.300, SLG: 0.343		B KC 81 C SI 92 X SI 92 1-1 64 1B 18 S 1 1B 1B	S KC 81 B SI 94 C SI 93 S KC 83 1-3 K		B KC 78 S KC 80 S KC 80 B KC 81 C SI 93 2-3 K		B CH 86 C CH 85 C FF 95 C FF 95 1-3 K			4	1	1	0	0	3	1
18 Chris Snyder, R (1, 2) OBP: 0.301, SLG: 0.308		C SI 93 B SI 93 B KC 82 B KC 82 B SI 93 4-1 1 1B 64 1B 27 SF9 1-2 BB	I IN 74 I IN 75 I IN 76 I IN 76 4-0 IBB		B KC 79 X SI 90 1-0 64 1B 1 1B 2B			B FF 93 X FF 93 1-0 G5-3	2	2	1	0	2	0	0
64 Lucas Harrell, S (1, 1) OBP: 0.226, SLG: 0.226 43 Fernando Rodriguez Jr., R (5, 1) 16 Matt Downs, R (7, 5) OBP: 0.216, SLG: 0.352		M SI 93 X SI 93 0-1 27 SF9 1 1B 1-2 2-3 1B	X SI 93 0-0 G1-3		M SI 91 L SI 91 B KC 79 F KC 80 X SI 92 1-2 27 SH2-4 1 1B 4 SF9 2-3 1B			F FF 93 S FF 93 F FF 94 S FF 94 0-3 K	3 0 1	1 0 0	2 0 0	0 0 0	0 0 1	0 0 0	2 0 0

Inning Stats	1	2	3	4	5	6	7	8	9
	R: 0 E: 0 K: 2 S: 14	H: 2 LOB: 2 BB: 0 P: 19	R: 2 E: 0 K: 0 S: 12	H: 3 LOB: 2 BB: 1 P: 20	R: 1 E: 0 K: 2 S: 13	H: 2 LOB: 2 BB: 1 P: 21	R: 1 E: 0 K: 0 S: 7	H: 2 LOB: 0 BB: 0 P: 10	R: 0 E: 0 K: 1 S: 7	H: 0 LOB: 0 BB: 0 P: 12	R: 2 E: 0 K: 0 S: 14	H: 3 LOB: 1 BB: 0 P: 17	R: 0 E: 0 K: 2 S: 10	H: 0 LOB: 0 BB: 0 P: 17	R: 0 E: 0 K: 2 S: 8	H: 0 LOB: 0 BB: 0 P: 11	R: 1 E: 0 K: 0 S: 9	H: 1 LOB: 1 BB: 1 P: 19

| | | |

BOTTOM

Houston Astros @ Pittsburgh Pirates

PNC Park, Pittsburgh, PA

Tue Jul 03 2012, 7:09 PM - 10:23 PM EDT

Att. 21,516 - Cloudy - 82 F

livebaseballscorecards.com

Batter	1	2	3	4	5	6	7	8	9	AB	R	H	RBI	BB	SO	LOB
7 Alex Presley, L (1, 7) OBP: 0.276, SLG: 0.395 62 Gorkys Hernández, R (5, 7) OBP: 0.214, SLG: 0.154	L SI 91 F SI 91 B SL 89 X SI 92 1-2 ① G4-3		C SI 91 B CH 84 B SI 92 F SI 92 C SI 93 2-3 ③ K		C SI 93 B SI 92 X CU 84 1-1 ② G1-3	F FF 92 X CU 80 0-1 ③ G3			C KC 79 S SL 84 B SL 86 B SL 85 S KC 80 2-3 ① K	2 3	0 0	0 0	0 0	0 0	1 1	0 1
17 Drew Sutton, S (1, 9) OBP: 0.363, SLG: 0.480	C SI 93 C CU 84 F CU 84 S SI 93 0-3 ② K			B CU 80 F SI 90 B CH 80 X SI 91 2-1 22 HR 1B	B SI 87 C SI 91 X SL 88 1-1 22 FC6-4 1B		B FF 90 C SI 91 S CU 78 S CU 78 1-3 ① K		C SI 90 B FF 90 X KC 79 1-1 HR	5	2	3	1	0	2	0
22 Andrew McCutchen, R (1, 8) OBP: 0.411, SLG: 0.612	F SI 93 B CU 87 B SI 94 S CU 85 X SI 95 2-2 1B			B SI 92 B SI 91 X SI 94 2-0 1-H HR	B CU 82 B SI 92 B CU 84 X SI 92 3-1 ③ FC6-4 1-2f		C CU 79 X CU 79 0-1 46 HR 1B			4	2	3	2	0	0	1
46 Garrett Jones, L (1, 3) OBP: 0.296, SLG: 0.520	S SI 92 1 SAFE S SI 91 B SI 92 S SI 92 1-3 ③ K			C SI 91 B SL 88 B SI 92 F SI 92 B SI 93 T SI 92 3-2 ① K		B SI 90 X SI 90 1-0 18 1B 14 1B 1B	B FF 89 X FF 90 1-0 1-H HR			4	2	2	2	0	2	1
18 Neil Walker, S (1, 4) OBP: 0.341, SLG: 0.383		C SI 90 B FF 90 F SI 92 B FF 89 F SI 94 F SI 92 S CU 84 2-3 ① K		B CH 82 F SI 92 F SI 93 F SI 93 F SL 90 C SI 93 1-3 ② K		B SL 87 C SI 92 X SI 92 1-1 24 WP 14 1B 24 1B 1-2 1B	C FF 87 B FC 88 S CU 79 B CU 79 S CU 78 2-3 ② K			4	1	1	0	0	3	0
14 Casey McGehee, R (1, 5) OBP: 0.324, SLG: 0.392		C SI 93 B CU 85 C SI 94 F SI 94 C CU 84 1-3 ② K		F SI 93 B SI 91 X CU 82 1-1 26 1B 1B		F SI 90 B SI 92 F SI 91 B SI 92 X SI 92 2-2 24 WP 24 1B 1-2 2-H 1B	B FC 90 S CU 79 B FF 92 X FF 91 2-1 ③ G4-3			4	1	2	1	0	1	0
26 Rod Barajas, R (1, 2) OBP: 0.276, SLG: 0.379		B CU 86 B SL 90 C SI 94 B SI 94 F SI 92 X SI 94 3-2 ③ F7		B SI 92 X SI 94 1-0 1-2 1B		C FF 94 S FF 93 F FF 94 B CU 79 S CU 81 1-3 ① K		S FC 88 F CU 80 X CU 79 0-2 ① P3		4	0	1	0	0	1	2
12 Clint Barmes, R (1, 6) OBP: 0.228, SLG: 0.303 24 Pedro Alvarez, L (6, PH) OBP: 0.306, SLG: 0.481 53 James McDonald, L (6, PR) OBP: 0.147, SLG: 0.121 37 Juan Cruz, R (7, 1) 39 Jason Grilli, R (8, 1) 10 Eric Fryer, R (8, PH) 52 Joel Hanrahan, R (9, 1)			C SI 91 F SI 91 B SI 93 B SL 88 S SI 93 2-3 ① K	F SI 92 X SI 92 0-1 ③ F9		S FF 94 F FF 95 B FF 93 B CU 83 B FF 94 F FF 94 F FF 94 X FF 95 3-2 5 FC5-4 1-H 2-H 1B		B FC 88 C FF 89 S SL 87 B CU 80 F FC 89 B FF 90 X SL 87 3-2 ② P4		2 1 0 0 0 0 1 0	0 0 0 0 0 0 0 0	0 1 0 0 0 0 0 0	0 2 0 0 0 0 0 0	1 0 0 0 0 0 0 0	2 0 0 0 0 0 0 0	0 0 0 0 0 0 0 0
34 A.J. Burnett, R (1, 1) OBP: 0.115, SLG: 0.042 30 Chris Resop, R (6, 1) 5 Josh Harrison, R (6, PH) OBP: 0.273, SLG: 0.378 (7, 6)			C SI 91 C SI 91 B SI 91 F SI 93 T SL 88 1-2 ② K		B SI 90 C SI 92 X SI 92 1-1 ① G3	B FF 93 F FF 93 X CU 79 1-1 ② FC5-4 1-2f		B FC 90 B CU 78 X SL 84 2-0 ③ G3		2 0 2	0 0 0	0 0 0	0 0 0	0 0 0	1 0 1	0 0 0
Inning Stats	R: 0 E: 0 K: 2 S: 13 H: 1 LOB: 1 BB: 0 P: 17	R: 0 E: 0 K: 2 S: 12 H: 0 LOB: 0 BB: 0 P: 18	R: 0 E: 0 K: 3 S: 10 H: 0 LOB: 0 BB: 0 P: 15	R: 2 E: 0 K: 2 S: 16 H: 4 LOB: 2 BB: 0 P: 26	R: 0 E: 0 K: 0 S: 8 H: 1 LOB: 1 BB: 0 P: 14	R: 3 E: 0 K: 1 S: 19 H: 4 LOB: 1 BB: 0 P: 28	R: 2 E: 0 K: 2 S: 11 H: 2 LOB: 0 BB: 0 P: 17	R: 0 E: 0 K: 0 S: 8 H: 0 LOB: 0 BB: 0 P: 13	R: 1 E: 0 K: 1 S: 5 H: 1 LOB: 0 BB: 0 P: 8	1B: 10 2B: 0 3B: 0 HR: 3 SF: 0 SAC: 0 DP: 0 HBP: 0						

	AB	38
	R	8
	H	13
	RBI	8
	BB	0
	SO	13
	LOB	8

WP: 1 PA: 38
PB: 0
SB: 0
CS: 0

PITCHER		IP	WLS	BF	H	R	ER	SO	BB	IBB	HBP	BLK	WP	HR	S	P	ERA	WHIP
64 Lucas Harrell, R ERA: 4.56	(1, 1)	5.0		24	9	5	5	9	0	0	0	0	0	1	65	100	9.00	1.800
43 Fernando Rodriguez Jr., R ERA: 6.46	(6, 1)	1.0	H	4	1	0	0	1	0	0	0	0	1	0	13	18	0.00	1.000
37 Brandon Lyon, R ERA: 3.13	(7, 1)	2.0	B	8	2	2	2	2	0	0	0	0	0	1	19	30	9.00	1.000
53 Wesley Wright, L ERA: 3.91	(9, 1)	0.1	L	2	1	1	1	1	0	0	0	0	0	1	5	8	27.00	3.000

PITCHER	IP	WLS	BF	H	R	ER	SO	BB	IBB	HBP	BLK	WP	HR	S	P	ERA	WHIP

Houston Astros @ Pittsburgh Pirates

PNC Park, Pittsburgh, PA

Wed Jul 04 2012, 1:38 PM - 4:44 PM EDT

Att. 36,827 - Partly Cloudy - 89 F

TOP

livebaseballscorecards.com

Batter	1	2	3	4	5	6	7	8	9	AB	R	H	RBI	BB	SO	LOB
1 Jordan Schafer, L (1, 8) OBP: 0.316, SLG: 0.318	B FF 89 C FF 90 S CH 85 B CU 78 S SI 91 2-3 **K** ①	C CU 79 X CH 85 0-1 F8 ③			C SL 86 X SL 87 0-1 27 G5-3 **2-3** 1B	C FF 93 1 SAFE X FF 93 0-1 P6 ②		F FF 95 X FF 95 0-1 G5-3 ③	2	0	0	0	0	1	2
12 Brian Bixler, R (3, 9) OBP: 0.309, SLG: 0.429 (7, 6)									3	0	1	0	0	0	1
27 Jose Altuve, R (1, 4) OBP: 0.345, SLG: 0.443	B FC 90 B SL 88 C FF 90 F FF 90 X FF 91 2-2 F7 ②		F FF 91 B FC 90 F SL 88 B CU 78 F FF 92 X FF 91 2-2 F9 ①		F SI 91 F SI 91 B SL 88 X SI 90 1-2 G5-3 ② **1-2** **3-H**		1 SAFE C FF 93 B CU 84 C CU 84 X FF 96 1-2 4 S **1-3** 1B			4	0	1	1	0	0	1
4 Jed Lowrie, S (1, 6) OBP: 0.341, SLG: 0.468	B SI 91 B SI 90 F SI 90 B SI 92 S SI 91 X SI 91 3-2 F8 ③		B FF 91 F FC 90 B SI 92 B SI 92 F SI 92 F FF 91 B SI 91 4-2 G4-6-3 BB		B CH 86 X SI 90 1-0 L9 ③		B FF 93 B CU 84 C SI 92 C CU 83 X CU 85 2-2 G3 ③ **1-2**			3	0	0	0	1	0	3
28 David Carpenter, R (7, 1) OBP: 0.500, SLG: 0.500										0	0	0	0	0	0	0
58 Fernando Abad, L (7, 1)										0	0	0	0	0	0	0
Carlos Lee, R (1, 3) OBP: 0.336, SLG: 0.411		B FF 90 X SL 87 1-0 46 1B 15 SF7 1B	C SI 91 C SI 91 X SI 91 0-2 G4-6-3 ② ③ **1-2f**			B SL 88 B SI 91 X SI 90 2-0 G6-3 ①		B FF 93 C FF 93 X SL 82 1-1 P5 ①		3	1	1	0	0	0	1
16 Matt Downs, R (7, 3) OBP: 0.214, SLG: 0.349										1	0	0	0	0	0	0
46 Scott Moore, L (1, 5) OBP: 0.368, SLG: 0.632		X CU 76 0-0 14 1B 19 1B **1-3** 1B		X SL 89 0-0 P6 ①		C SI 92 B CH 86 B CH 86 F FF 91 X CH 86 2-2 15 G4-3 1B		B FF 93 S SL 82 X FF 94 1-1 F7 ②		4	1	2	0	0	0	0
(7, 9)																
15 Jason Castro, L (1, 2) OBP: 0.328, SLG: 0.378		X SI 90 0-0 SF7 ① **3-H**		C FC 91 X CH 86 0-1 L8 ②		B CU 79 X SL 87 1-0 G4-3 ② **1-2**		B FF 94 C FF 94 F FF 94 S FF 94 1-3 K ③		3	0	0	1	0	1	1
14 J.D. Martinez, R (1, 7) OBP: 0.319, SLG: 0.407		B SL 88 B SL 88 F FF 90 C FF 91 X CU 77 2-2 19 1B 60 FC1-5 **1-3** 1B		S CU 78 B SL 87 B FF 91 X SI 91 2-1 G6-3 ③		D CU 78 B FF 92 X SL 88 2-0 P3 ③			B FF 95 X FF 94 1-0 HR	4	1	2	1	0	0	1
19 Brian Bogusevic, L (1, 9) OBP: 0.307, SLG: 0.348 (3, 8)		B SL 88 B CH 86 X CH 86 2-0 60 FC1-5 **1-3** **3-H** 1B			B CU 78 B FF 89 B FF 90 B FF 90 4-0 12 1B 60 SH2-3 27 G5-3 BB		L FF 93 B CU 83 C FF 93 F CU 84 F FF 95 F CU 85 X CU 85 1-2 27 1B 27 S 1B		F FF 94 B FF 95 S SL 88 X SL 88 1-2 G4-3 ①	3	1	2	1	1	0	0
60 Dallas Keuchel, L (1, 1)		X FF 91 0-0 FC1-5 ② **1-2** **3-H**			L FF 90 F FF 90 X CU 76 0-2 SH2-3 ① **1-2**		1 SAFE B CU 81 S FF 92 1 SAFE S CU 82 D CU 85 C CU 83 2-3 K ①		F FF 95 X FF 95 0-1 F8 ②	1	0	0	0	0	0	2
43 Fernando Rodriguez Jr., R (8, 1)										0	0	0	0	0	0	0
23 Chris Johnson, R (7, PH) OBP: 0.322, SLG: 0.411 (7, 5)										2	0	0	0	0	1	1

Inning Stats																																			
	R: 0	H: 0	E: 0	LOB: 0	K: 1	BB: 0	S: 9	P: 16	R: 2	H: 4	E: 0	LOB: 2	K: 0	BB: 0	S: 10	P: 15	R: 0	H: 0	E: 0	LOB: 0	K: 0	BB: 1	S: 10	P: 16	R: 0	H: 0	E: 0	LOB: 0	K: 0	BB: 0	S: 5	P: 7	R: 1	H: 1	E: 0	LOB: 1	K: 0	BB: 1	S: 9	P: 15	R: 0	H: 1	E: 0	LOB: 0	K: 0	BB: 0	S: 6	P: 13	R: 0	H: 2	E: 0	LOB: 2	K: 1	BB: 0	S: 17	P: 23	R: 0	H: 0	E: 0	LOB: 0	K: 1	BB: 0	S: 7	P: 10	R: 1	H: 1	E: 0	LOB: 0	K: 0	BB: 0	S: 8	P: 10	1B: 8	SF: 1	2B: 0	SAC: 1	3B: 0	DP: 1	HR: 1	HBP: 0	WP: 0	PA: 37	PB: 0	SB: 2	CS: 0

PITCHER		IP	WLS	BF	H	R	ER	SO	BB	IBB	HBP	BLK	WP	HR	S	P	ERA	WHIP
29 Kevin Correia, R ERA: 4.34	(1, 1)	6.0	W	25	6	3	3	1	2	0	0	0	0	0	49	82	4.50	1.333
32 Brad Lincoln, R ERA: 3.14	(7, 1)	1.0	H	5	2	0	0	1	0	0	0	0	0	0	17	23	0.00	2.000
39 Jason Grilli, R ERA: 1.93	(8, 1)	1.0	H	3	0	0	0	1	0	0	0	0	0	0	7	10	0.00	0.000
52 Joel Hanrahan, R ERA: 2.53	(9, 1)	1.0	S	4	1	1	1	0	0	0	0	0	0	1	8	10	9.00	1.000

PITCHER	IP	WLS	BF	H	R	ER	SO	BB	IBB	HBP	BLK	WP	HR	S	P	ERA	WHIP

BOTTOM

Batter	1	2	3	4	5	6	7	8	9	AB	R	H	RBI	BB	SO	LOB
17 Drew Sutton, S (1, 7) OBP: 0.357, SLG: 0.481	F SI 86 F FC 85 S FF 88 0-3 K		C SI 86 X CH 74 0-1 L1		B FC 87 B FC 82 X SI 86 2-0 2B	C FF 93 F FF 95 X FF 94 0-2 G5-3		B KC 76 X FF 88 1-0 F9		4	0	1	0	0	1	2
32 Brad Lincoln, L (7, 1) OBP: 0.111, SLG: 0.111										0	0	0	0	0	0	0
39 Jason Grilli, R (8, 1)										0	0	0	0	0	0	0
5 Josh Harrison, R (8, PH) OBP: 0.271, SLG: 0.375										1	0	0	0	0	0	0
52 Joel Hanrahan, R (9, 1)										0	0	0	0	0	0	0
18 Neil Walker, S (1, 4) OBP: 0.338, SLG: 0.380	B SI 87 C FC 87 C CU 71 X CU 73 1-2 P4		F SI 86 X CU 71 0-1 F8		B SI 84 B CU 70 F FC 84 X CU 70 2-1 G5-3		X FF 93 0-0 46 E 24 1B 22 1B 1B	C KC 77 F SI 91 F KC 81 B SI 92 F SI 92 X CH 78 1-2 F8		5	1	1	0	0	0	1
22 Andrew McCutchen, R (1, 8) OBP: 0.412, SLG: 0.610	C SI 88 B FC 85 F FC 85 B FC 86 B FF 86 X SI 88 3-2 F9		C FC 84 B SI 88 B FC 85 C CU 70 X FC 84 2-2 G5-3		B FC 82 C FC 84 B FC 84 B SI 88 I IN 52 4-1 IBB		B SL 83 F FF 94 X SL 84 1-1 46 E 24 1B 1-2 1B			3	1	1	0	1	0	0
14 Casey McGehee, R (1, 3) OBP: 0.323, SLG: 0.385		B FF 88 B CH 75 C SI 87 B FC 84 C SI 87 B FF 88 4-2 46 2B 55 SF8 BB	X SI 86 0-0 G6-3		C SI 87 B CH 74 F FC 83 B CH 73 C CU 72 2-3 K		B SL 82 C FF 95 X SL 84 1-1 F7			3	1	0	0	1	1	4
46 Garrett Jones, L (1, 9) OBP: 0.300, SLG: 0.525		C SI 89 F FC 86 X FC 85 0-2 55 SF8 12 1B 1-3 2B	C CU 71 X SI 88 0-1 24 BB 55 2B 1B		F CU 72 B FC 86 X CU 72 1-1 P5		B SI 90 F SI 90 B KC 80 X KC 76 2-1 E3 24 1B 1-2 2-3			4	2	2	0	0	0	4
24 Pedro Alvarez, L (1, 5) OBP: 0.313, SLG: 0.481		C CU 71 B FF 86 S CU 72 D CU 73 B CU 71 B CU 71 4-2 55 SF8 12 1B BB	D FC 86 B SI 87 B CU 72 C SI 87 F SI 87 B SI 89 4-2 55 2B 1-2 BB			X FC 84 0-0 G3-1	C SI 91 D SI 92 X KC 80 1-1 1-2 2-H 3-H 1B			2	1	1	2	2	0	0
55 Michael McKenry, R (1, 2) OBP: 0.327, SLG: 0.495		C CU 70 B FF 87 B CU 70 X CH 75 2-1 SF8 1-2 2-3 3-H	C CU 71 F FC 85 X CU 74 0-2 1-3 2-H 2B			B CH 73 X SI 86 1-0 10 1B 1B	C KC 76 S CH 74 F KC 79 S SI 91 0-3 K			3	0	2	2	0	1	2
12 Clint Barmes, R (1, 6) OBP: 0.229, SLG: 0.302	C CU 72 F CU 72 F FC 86 D CU 74 F CU 73 X SI 89 1-2 2-H 3-H 1B		D CU 73 F SI 88 B CU 70 X CU 73 2-1 P6			D CU 71 F SI 88 B CU 70 B SI 87 S SI 86 X SI 86 3-2 F8	F KC 77 S FF 90 B SI 91 F KC 80 S FF 91 1-3 K			4	0	1	1	0	1	5
29 Kevin Correia, R (1, 1) OBP: 0.167, SLG: 0.167	C SI 86 T SI 87 X CU 72 0-2 G6-3			X SI 87 0-0 F9		B SI 88 B SI 88 X FF 87 2-0 1-2 1B		B SI 87 B KC 73 F FF 88 S FF 88 B FF 90 F SI 87 X SI 89 3-2 F7		2	0	0	0	0	0	2
10 Eric Fryer, R (6, PH) OBP: 0.500, SLG: 0.500										1	0	1	0	0	0	0
62 Gorkys Hernández, R (7, 7) OBP: 0.200, SLG: 0.143										1	0	0	0	0	0	0
Inning Stats	R: 0 E: 0 K: 1 S: 9 H: 0 LOB: 0 BB: 0 P: 13	R: 3 E: 0 K: 0 S: 17 H: 2 LOB: 0 BB: 2 P: 28	R: 0 E: 0 K: 0 S: 7 H: 0 LOB: 0 BB: 0 P: 9	R: 1 E: 0 K: 0 S: 11 H: 2 LOB: 2 BB: 1 P: 17	R: 0 E: 0 K: 1 S: 9 H: 1 LOB: 2 BB: 1 P: 20	R: 0 E: 0 K: 0 S: 9 H: 2 LOB: 2 BB: 0 P: 15	R: 2 E: 1 K: 2 S: 17 H: 3 LOB: 2 BB: 0 P: 23	R: 0 E: 0 K: 0 S: 10 H: 0 LOB: 0 BB: 0 P: 15		1B: 7 2B: 3 3B: 0 HR: 0 SF: 1 SAC: 0 DP: 0 HBP: 0					

PITCHER	IP	WLS	BF	H	R	ER	SO	BB	IBB	HBP	BLK	WP	HR	S	P	ERA	WHIP
60 Dallas Keuchel, L (1, 1) ERA: 2.45	5.2	L	27	7	4	4	2	3	1	0	0	0	0	59	99	6.35	1.765
43 Fernando Rodriguez Jr., R (6, 1) ERA: 6.39	0.1		1	0	0	0	0	0	0	0	0	0	0	3	3	0.00	0.000
28 David Carpenter, R (7, 1) ERA: 6.07	0.1		3	2	2	2	0	0	0	0	0	0	0	5	7	54.00	6.000
58 Fernando Abad, L (7, 1) ERA: 2.95	1.2		7	1	0	0	2	0	0	0	0	0	0	22	31	0.00	0.600

PITCHER	IP	WLS	BF	H	R	ER	SO	BB	IBB	HBP	BLK	WP	HR	S	P	ERA	WHIP

Houston Astros @ Pittsburgh Pirates
PNC Park, Pittsburgh, PA
Wed Jul 04 2012, 1:38 PM - 4:44 PM EDT
Att. 36,827 - Partly Cloudy - 89 F

livebaseballscorecards.com

AB	33
R	6
H	10
RBI	5
BB	4
SO	4
LOB	20

PA: 38

WP: 0
PB: 0
SB: 0
CS: 0

Houston Astros @ Pittsburgh Pirates

PNC Park, Pittsburgh, PA

Thu Jul 05 2012, 7:06 PM - 9:29 PM EDT

Att. 21,386 - Partly Cloudy - 87 F

livebaseballscorecards.com

TOP

Batter	1	2	3	4	5	6	7	8	9	AB	R	H	RBI	BB	SO	LOB
27 Jose Altuve, R (1, 4) OBP: 0.344, SLG: 0.441	B FF 86 X CH 85 1-0 4 S 1B		B FF 88 X SI 88 1-0 ② F9			C SI 88 X CH 78 0-1 ① F8		X FF 91 0-0 ③ F9		4	0	1	0	0	0	0
4 Jed Lowrie, S (1, 6) OBP: 0.343, SLG: 0.467	C SI 88 1 SAFE 1 SAFE B FF 90 C SI 90 F SL 81 X CU 69 1-2 ① F8 1-2		C SI 90 X CH 84 0-1 ③ G4-3			C CH 80 X CH 84 0-1 1B			C FF 94 B FF 94 B SL 86 B FF 94 B FF 94 4-1 46 G4-6-3 BB	3	0	1	0	1	0	1
46 Scott Moore, L (1, 9) OBP: 0.348, SLG: 0.565	B CH 82 D SI 85 C CU 71 C SI 92 S SL 80 2-3 ② K			F CH 80 B CH 83 B SI 92 X CU 72 2-1 23 BLK 1B		S SI 92 1 SAFE B SI 92 D SL 82 B SI 90 X SI 91 3-1 ② F7			B FF 95 X FF 96 1-0 ①② G4-6-3 1-2f	4	0	1	0	0	1	3
14 J.D. Martinez, R (1, 7) OBP: 0.318, SLG: 0.402	X CU 68 0-0 ③ P3			C SI 92 B SL 81 X SL 80 1-1 ① F8		C CU 72 S SL 79 B SI 92 S CU 67 1-3 ③ K			B FF 94 F FF 96 B FF 95 C FF 96 B SL 88 B FF 95 4-2 23 WP 23 DI BB	3	0	0	0	1	1	3
23 Chris Johnson, R (1, 3) OBP: 0.317, SLG: 0.405		C FF 90 B SL 79 F FF 90 S CU 73 1-3 ① K		F SL 82 X CU 73 0-1 ② F7 1-2			C FF 91 B CU 66 B SL 80 X SI 89 2-1 ① P3		B FF 96 X FF 96 1-0 ③ F9 1-3	4	0	0	0	0	1	2
19 Brian Bogusevic, L (1, 8) OBP: 0.303, SLG: 0.343		B CH 82 C FF 89 S CU 70 F SI 91 S CU 73 1-3 ② K		B SI 92 B SI 92 F CH 84 X CU 71 2-1 ③ G3			C FF 90 B CH 80 C FF 90 S CU 74 1-3 ② K			3	0	0	0	0	2	1
18 Chris Snyder, R (1, 2) OBP: 0.309, SLG: 0.311		C FF 90 B SL 80 S SI 88 X SI 93 1-2 1B			C SL 80 B SI 90 C SI 90 B CU 73 B CU 70 B SI 92 4-2 G6-4-3 BB		X SI 90 0-0 ③ F7			2	0	1	0	1	0	0
Matt Dominguez, R (1, 5) 1 Jordan Schafer, L (8, PH) OBP: 0.315, SLG: 0.317 39 Brett Myers, R (8, 1)		C CU 71 C SI 90 S CU 74 0-3 ③ K			C SI 92 X SL 80 0-1 ①② G6-4-3 1-2f			C SI 89 B CH 83 C SI 89 F CU 74 S CU 72 1-3 ① K		2 1 0	0 0 0	0 0 0	0 0 0	0 0 0	1 1 0	2 0 0
20 Bud Norris, R (1, 1) OBP: 0.185, SLG: 0.200 16 Matt Downs, R (8, PH) OBP: 0.212, SLG: 0.346 (8, 5)			X SI 89 0-0 ① L3		B FF 91 C SI 90 B SI 91 F SI 88 C CU 71 2-3 ③ K			X SL 80 0-0 ② P4		2 1	0 0	0 0	0 0	0 0	1 0	0 0
Inning Stats	R: 0 E: 0 K: 1 S: 9 H: 1 LOB: 1 BB: 0 P: 13	R: 0 E: 0 K: 3 S: 13 H: 1 LOB: 1 BB: 0 P: 16	R: 0 E: 0 K: 0 S: 4 H: 0 LOB: 0 BB: 0 P: 5	R: 0 E: 0 K: 0 S: 8 H: 1 LOB: 1 BB: 0 P: 13	R: 0 E: 0 K: 1 S: 7 H: 0 LOB: 0 BB: 1 P: 13	R: 0 E: 0 K: 1 S: 9 H: 1 LOB: 1 BB: 0 P: 13	R: 0 E: 0 K: 1 S: 6 H: 0 LOB: 0 BB: 0 P: 9	R: 0 E: 0 K: 1 S: 6 H: 0 LOB: 0 BB: 0 P: 7	R: 0 E: 0 K: 0 S: 5 H: 0 LOB: 1 BB: 2 P: 15	1B: 4 2B: 0 3B: 0 HR: 0	SF: 0 SAC: 0 DP: 2 HBP: 0					

	AB	29
	R	0
	H	4
	RBI	0
	BB	3
	SO	8
	LOB	12

WP: 1 PB: 0 SB: 1 CS: 0 PA: 32

PITCHER		IP	WLS	BF	H	R	ER	SO	BB	IBB	HBP	BLK	WP	HR	S	P	ERA	WHIP
Jeff Karstens, R ERA: 3.94	(1, 1)	8.0	W	28	4	0	0	8	1	0	0	1	0	0	62	89	0.00	0.625
52 Joel Hanrahan, R ERA: 2.45	(9, 1)	1.0	S	4	0	0	0	0	2	0	0	0	1	0	5	15	0.00	2.000

PITCHER	IP	WLS	BF	H	R	ER	SO	BB	IBB	HBP	BLK	WP	HR	S	P	ERA	WHIP

Houston Astros @ Pittsburgh Pirates

PNC Park, Pittsburgh, PA

Thu Jul 05 2012, 7:06 PM - 9:29 PM EDT

Att. 21,386 - Partly Cloudy - 87 F

livebaseballscorecards.com

BOTTOM

Batter	1	2	3	4	5	6	7	8	9	AB	R	H	RBI	BB	SO	LOB
17 Drew Sutton, S (1, 7) OBP: 0.352, SLG: 0.482 62 Gorkys Hernández, R (8, 7) OBP: 0.200, SLG: 0.143	B CH 88 B FF 89 X FF 89 2-0 G4-3 ①		C FF 92 F SI 92 D SL 85 B SL 85 S SI 92 2-3 K ①		C CH 82 B CH 88 X SI 89 1-1 46 CS 2B		C SI 90 B SI 90 S SI 90 F SL 83 B FF 92 S CH 85 2-3 K ③			4 0	0 0	1 0	0 0	0 0	2 0	1 0
18 Neil Walker, S (1, 4) OBP: 0.343, SLG: 0.384	B FF 89 C CH 83 F SL 83 B SI 91 B FF 90 B SL 85 4-2 22 CS BB		C CH 87 S CH 86 F FF 93 X SI 92 0-2 14 HBP 1-3 2B		B SI 89 B SL 82 B SL 84 B FF 90 4-0 46 CS BB			C FF 88 B FF 90 X CH 80 1-1 G3-1 ①		2 0	0 0	1 0	0 0	2 0	0 0	0 0
22 Andrew McCutchen, R (1, 8) OBP: 0.410, SLG: 0.603	B SL 83 B FF 92 C SL 84 1 SAFE B FF 90 C FF 91 S SL 84 3-3 K ②③ 1-2		S FF 92 B FF 92 F SL 84 B FF 94 D SL 84 F SL 82 B FF 92 4-2 14 HBP BB		S SL 85 X SL 84 0-1 L4 ①			B FC 91 B SL 83 X SL 84 2-0 G5-3 ②		3 0	0 0	0 0	0 0	1 0	1 0	3 0
46 Garrett Jones, L (1, 9) OBP: 0.299, SLG: 0.527		B FF 90 S CH 84 F FF 92 X SI 93 1-2 14 2B 2B	X FF 93 0-0 SF7 ② 3-H		F FF 91 2 SAFE F FF 92 X SI 94 0-2 F7 ②③ 1-2 2-3			C SI 90 X CU 75 0-1 G4-3 ③		3 0	1 0	1 0	1 0	0 0	0 0	2 0
14 Casey McGehee, R (1, 3) OBP: 0.327, SLG: 0.392		B FF 92 X SL 84 1-0 24 G3 2-H 2B	C FF 92 H FF 92 1-1 1-2 2-3 HBP			C FF 90 B SL 83 B FF 92 C FF 91 B SL 82 X FF 92 3-2 F8 ①				2 0	0 0	1 0	1 0	0 0	0 0	0 0
24 Pedro Alvarez, L (1, 5) OBP: 0.309, SLG: 0.475		B SI 92 F SL 84 B FF 91 S SI 92 X SL 83 2-2 G3 ① 2-3	F SL 83 B FF 93 C FF 94 S SI 94 1-3 K ③			F SI 90 C SI 90 S SL 82 0-3 K ②				3 0	0 0	0 0	0 0	0 0	2 0	4 0
55 Michael McKenry, R (1, 2) OBP: 0.319, SLG: 0.480		B FF 92 X SL 83 1-0 G6-3 ②		B SL 79 B FF 89 X FF 90 2-0 F8 ①		B SL 82 S SL 82 B FF 90 C FF 91 S SL 82 2-3 K ③				3 0	0 0	0 0	0 0	0 0	1 0	1 0
12 Clint Barmes, R (1, 6) OBP: 0.226, SLG: 0.298		X SL 83 0-0 G5-3 ③		C FF 89 B SI 89 B CH 84 S SL 84 X SL 83 2-2 F9 ②			B SL 81 X FF 90 1-0 F8 ①			3 0	0 0	0 0	0 0	0 0	0 0	1 0
Jeff Karstens, R (1, 1) OBP: 0.083, SLG: 0.083 52 Joel Hanrahan, R (9, 1)			C FF 89 F FF 91 B SL 82 B SL 82 B SL 83 F FF 93 X FF 91 3-2 18 2B 46 SF7 1B	C SI 90 X SL 82 0-1 G6-3 ③			B FF 88 C FF 90 C SI 90 B SL 82 X SL 83 2-2 G5-3 ②			3 0	1 0	1 0	0 0	0 0	0 0	0 0
Inning Stats	R: 0 E: 0 K: 1 S: 6 H: 0 LOB: 1 BB: 1 P: 15	R: 1 E: 0 K: 0 S: 9 H: 2 LOB: 1 BB: 0 P: 14	R: 1 E: 0 K: 2 S: 19 H: 2 LOB: 3 BB: 1 P: 30	R: 0 E: 0 K: 0 S: 6 H: 0 LOB: 0 BB: 0 P: 10	R: 0 E: 0 K: 0 S: 7 H: 1 LOB: 1 BB: 1 P: 12	R: 0 E: 0 K: 2 S: 9 H: 0 LOB: 0 BB: 0 P: 14	R: 0 E: 0 K: 1 S: 8 H: 0 LOB: 0 BB: 0 P: 13	R: 0 E: 0 K: 0 S: 5 H: 0 LOB: 0 BB: 0 P: 8		1B: 1 2B: 5 3B: 0 HR: 0	SF: 1 SAC: 0 DP: 1 HBP: 1			WP: 0 PB: 0 SB: 0 CS: 3	PA: 31	

	AB	26
	R	2
	H	5
	RBI	2
	BB	3
	SO	6
	LOB	12

PITCHER		IP	WLS	BF	H	R	ER	SO	BB	IBB	HBP	BLK	WP	HR	S	P	ERA	WHIP
20 Bud Norris, R ERA: 4.71	(1, 1)	7.0	L	28	5	2	2	6	3	0	1	0	0	0	64	108	2.57	1.143
39 Brett Myers, R ERA: 3.58	(8, 1)	1.0		3	0	0	0	0	0	0	0	0	0	0	5	8	0.00	0.000

PITCHER	IP	WLS	BF	H	R	ER	SO	BB	IBB	HBP	BLK	WP	HR	S	P	ERA	WHIP

San Francisco Giants @ Pittsburgh Pirates

PNC Park, Pittsburgh, PA

Fri Jul 06 2012, 7:08 PM - 10:15 PM EDT

Att. 37,565 - Partly Cloudy - 94 F

TOP

livebaseballscorecards.com

Batter	1	2	3	4	5	6	7	8	9	AB	R	H	RBI	BB	SO	LOB
51 Justin Christian, R (1, 9) OBP: 0.412, SLG: 0.400	B FS 83 B FS 83 C FS 84 B FS 84 B SI 85 4-1 5 G1-6-3 BB			B CH 76 C FF 86 B SI 91 F CU 76 S CH 83 X FF 88 O SI 91 5 E BB X SI 93 0-0 ③ G5-3			X FF 94 0-0 53 CS 2-3 1B			2	1	1	0	2	0	2
5 Ryan Theriot, R (1, 4) OBP: 0.312, SLG: 0.325	C SI 86 B CU 72 C CU 74 X SI 90 1-2 ① ② G1-6-3 1-2f			F CU 76 S CU 79 X SI 92 0-2 E4 53 HR 1-H 2B	B FF 92 X FF 92 1-0 ① G4-3		B FC 89 1 SAFE C FC 89 F FF 94 F FF 94 1 SAFE X FC 91 1-2 ② SF8 3-H			3	1	1	2	0	0	1
53 Melky Cabrera, S (1, 7) OBP: 0.396, SLG: 0.527	C FF 87 B CH 75 X CU 76 1-1 ③ G4-3			B CH 76 X CU 78 1-0 HR 3-H	F CU 81 C FF 93 B FF 94 B FF 93 S CH 83 2-3 ② K		C FF 94 B FF 94 1-1 ③ CS 1-2	X SI 92 0-0 28 G6-4-3 1B		4	1	2	2	0	1	0
28 Buster Posey, R (1, 3) OBP: 0.364, SLG: 0.461 49 Javier López, L (8, 1) 70 George Kontos, R (8, 1) 54 Sergio Romo, R (9, 1)		B FF 86 B CU 74 C SI 88 C CU 74 X CU 76 2-2 ① G6-3		B SI 90 B SI 90 B FF 90 B SI 91 4-0 16 F8 48 1B 29 1B BB	F FF 93 C FF 93 F SI 94 C FF 93 0-3 ③			1 SAFE B SI 92 X SI 92 1-0 ① ② G6-4-3 1-2f		3 0 0 0	1 0 0 0	0 0 0 0	1 0 0 0	1 0 0 0	1 0 0 0
48 Pablo Sandoval, S (1, 5) OBP: 0.369, SLG: 0.497 35 Brandon Crawford, L (8, 6) OBP: 0.289, SLG: 0.339		C CH 75 F FF 90 B SI 89 S CU 73 1-3 ② K2-3		T FF 91 S FF 90 X CU 76 0-2 13 FC6 29 1B 13 E 1-2 1B		T FF 91 X CH 83 0-1 ① G3		F SI 93 X CH 85 0-1 ③ F7		4 0	1 0	1 0	0 0	0 0	1 0	0 0
16 Ángel Pagán, S (1, 8) OBP: 0.337, SLG: 0.416 31 Brad Penny, R (6, 1) 9 Brandon Belt, L (8, 3) OBP: 0.365, SLG: 0.427		C FF 88 B CH 75 C CU 74 B SI 90 X SI 91 2-2 ③ G5-3		C CU 75 B CU 78 B SI 91 F CU 77 F SI 91 X CU 75 2-2 ① F8 2-3		B FF 92 B FF 91 X FF 91 2-0 ② G4-3			B SI 92 B SI 92 B SI 93 C FF 93 S SI 92 X SI 93 3-2 ① F8	3 0 1	0 0 0	0 0 0	0 0 0	0 0 0	0 0 0	2 0 0
29 Héctor Sánchez, S (1, 2) OBP: 0.262, SLG: 0.364		B SI 89 C CU 76 F CU 76 X FF 90 1-2 ① F7	B CH 78 X CH 80 1-0 75 SH5-4 13 E 1-2 3-H 1B	C CU 80 F CU 82 F FF 93 B CH 84 S FF 94 1-3 ③ K			X SI 93 0-0 7 WP 2B		4	0	2	1	0	1	0
13 Joaquin Arias, R (1, 6) OBP: 0.285, SLG: 0.326 (8, 5)		C FF 89 F SI 91 B CU 76 B CU 78 X SI 92 2-2 ② G4-3	F SI 90 F FF 91 B SI 92 B SI 92 B CU 77 X CU 76 3-2 FC6 75 SH5-4 1-2 2-H			B FC 87 B FC 86 X FF 93 2-0 51 1B 5 SF8 2B	B SI 93 S SI 92 B SI 93 S SI 93 X SI 93 2-2 ② G6-3	4	1	1	0	0	0	2
75 Barry Zito, L (1, 1) OBP: 0.194, SLG: 0.074 7 Grégor Blanco, L (6, 8) OBP: 0.338, SLG: 0.377		C SI 90 B SI 91 C FF 88 X FC 86 1-2 ③ G6-3	C SI 89 X SI 90 0-1 ② SH5-4 1-2 2-3			L FF 94 B FF 94 X SL 79 1-1 ① L3		F SI 93 B CH 85 B SI 92 X SI 93 2-1 ③ G3-1 2-3	1 2	0 0	0 0	0 0	0 0	0 0	0 2

Inning Stats																																	
	R: 0	E: 0	K: 0	S: 6	H: 0	LOB: 0	BB: 1	P: 12	R: 0	E: 0	K: 1	S: 9	H: 0	LOB: 0	BB: 0	P: 14	R: 0	E: 0	K: 0	S: 9	H: 0	LOB: 0	BB: 0	P: 13	R: 5	E: 2	K: 0	S: 21	H: 4	LOB: 2	BB: 2	P: 36
	R: 0	E: 0	K: 2	S: 8	H: 0	LOB: 0	BB: 0	P: 11	R: 0	E: 0	K: 1	S: 7	H: 0	LOB: 0	BB: 0	P: 10	R: 1	E: 0	K: 0	S: 9	H: 2	LOB: 0	BB: 0	P: 14	R: 0	E: 0	K: 0	S: 4	H: 1	LOB: 0	BB: 0	P: 5
	R: 0	E: 0	K: 0	S: 9	H: 1	LOB: 1	BB: 0	P: 16	1B: 4	2B: 3	3B: 0	HR: 1	SF: 1	SAC: 1	DP: 2	HBP: 0	WP: 1	PB: 0	SB: 0	CS: 1	PA: 37											

PITCHER		IP	WLS	BF	H	R	ER	SO	BB	IBB	HBP	BLK	WP	HR	S	P	ERA	WHIP
45 Erik Bedard, L ERA: 4.8	(1, 1)	3.2	L	18	4	5	4	1	3	0	0	0	0	1	44	74	9.82	1.909
30 Chris Resop, R ERA: 3.35	(4, 1)	2.1		7	0	0	0	3	0	0	0	0	0	0	16	22	0.00	0.000
37 Juan Cruz, R ERA: 2.76	(7, 1)	1.0		4	2	1	1	0	0	0	0	0	0	0	9	14	9.00	2.000
48 Jared Hughes, R ERA: 2.09	(8, 1)	2.0		7	2	0	0	0	0	0	0	0	1	0	13	21	0.00	1.000

PITCHER	IP	WLS	BF	H	R	ER	SO	BB	IBB	HBP	BLK	WP	HR	S	P	ERA	WHIP

AB	31
R	6
H	8
RBI	5
BB	3
SO	4
LOB	10

BOTTOM

Batter	1	2	3	4	5	6	7	8	9	AB	R	H	RBI	BB	SO	LOB
5 Josh Harrison, R (1, 6) OBP: 0.288, SLG: 0.385	B SI 84 B SI 84 C SI 84 X FF 84 2-2 17 1B 22 1B 1B		B CU 70 B SI 84 B SI 83 B SI 83 4-0 22 3B BB	C CU 70 B FC 80 B FC 78 X CU 71 2-1 2-3 1B		X SI 92 0-0 G1-3 ③			B FF 89 C FF 89 X SL 79 1-1 F8 ①	2	2	2	0	1	0	0
46 Garrett Jones, L (6, PH) OBP: 0.298, SLG: 0.525										1	0	0	0	0	0	1
37 Juan Cruz, R (7, 1)										0	0	0	0	0	0	0
48 Jared Hughes, R (8, 1)										0	0	0	0	0	0	0
10 Eric Fryer, R (9, PH) OBP: 0.333, SLG: 0.333										1	0	0	0	0	0	0
17 Drew Sutton, S (1, 9) OBP: 0.344, SLG: 0.466	B SI 83 1 SAFE C FC 79 F CU 71 B SI 84 X CH 77 2-2 14 G5-4-3 22 1B 1-2 1B		B SI 84 C SI 84 1 SAFE 1 SAFE B FC 79 B FC 80 X SI 84 3-1 ① F9	X FC 81 0-0 ③ F9			B SI 89 F SI 92 C SI 91 X FF 94 1-2 ① G6-3		X FF 89 0-0 ② L3	5	0	1	0	0	0	3
22 Andrew McCutchen, R (1, 8) OBP: 0.413, SLG: 0.610	S FF 81 X CH 75 0-1 14 G5-4-3 1-2 2-H 1B		C CU 70 B SL 78 B SI 84 X CU 71 2-1 18 2B 1-H 3B		C SI 83 B FF 82 F FC 81 B FC 81 X SI 86 2-2 ① L9		X SI 90 0-0 14 G5-3 1B		B SL 80 C SL 79 B FF 89 X SL 80 2-1 ③ G5-3	5	1	3	2	0	0	0
14 Casey McGehee, R (1, 3) OBP: 0.326, SLG: 0.404	L CU 72 F FC 81 F SI 84 X FF 84 0-2 ① ② G5-4-3 1-2f 2-3		C SI 84 F FC 80 S SI 84 0-3 ② K		B FC 79 B CH 75 B SI 86 C SI 84 C FC 80 X FF 85 3-2 HR		X SI 90 0-0 ② G5-3 1-2			4	1	1	1	0	1	4
18 Neil Walker, S (1, 4) OBP: 0.345, SLG: 0.387	B CH 75 C SI 84 B FF 84 F CU 72 B SI 86 B CU 72 4-2 BB		D FF 82 X CH 75 1-0 3-H 2B		B SI 86 B FC 79 C SI 84 X FC 79 2-1 ② P3		B SI 92 C SI 93 C SI 92 S CU 78 1-3 ③ K			3	0	1	1	1	1	1
24 Pedro Alvarez, L (1, 5) OBP: 0.308, SLG: 0.484	S FF 82 B FC 82 B FF 86 F FF 86 C SI 86 2-3 ③ K		F FC 80 X FF 84 0-1 ③ F7		C CU 70 X FC 81 0-1 ③ G1-3			F SL 81 B CU 74 F SL 81 F SI 89 X CU 75 1-2 HR		4	1	1	1	0	1	3
26 Rod Barajas, R (1, 2) OBP: 0.276, SLG: 0.373		B FC 80 C FC 80 X SI 84 1-1 ① P6		B SL 78 C FC 80 B SI 84 B SL 77 C FC 78 F SI 83 B CH 72 4-2 5 1B 30 SH1-4 BB		B SI 91 F FS 88 X SI 92 1-1 ① F8		C SL 84 S SL 84 F SL 84 B SL 83 X SL 84 1-2 ① G6-3		3	0	0	0	1	0	0
62 Gorkys Hernández, R (1, 7) OBP: 0.158, SLG: 0.111		C FC 79 X FF 84 0-1 ② F8		F SL 78 T CU 70 C SI 83 0-3 ① K		B SI 92 B FS 86 B SI 91 C SI 91 X SI 92 3-1 69 S E5		B SI 91 B FF 92 B FF 90 C FF 89 F FF 91 S SL 83 3-3 ② K		4	0	0	0	0	2	1
45 Erik Bedard, L (1, 1) OBP: 0.083, SLG: 0.083		C FF 85 S FF 85 F FF 85 X FF 84 0-2 ③ F7		L FC 79 B SI 83 X FC 79 1-1 ② SH1-4 1-2		B SI 91 D FS 87 C SI 92 X SI 93 2-1 ② F9 1-2		C FF 92 X SL 85 0-1 ③ G6-3		1	0	0	0	0	0	0
30 Chris Resop, R (4, 1)										0	0	0	0	0	0	0
69 Jordy Mercer, R (6, PH) OBP: 0.231, SLG: 0.091										2	0	0	0	0	0	1
(7, 6)																
Inning Stats	R: 1 H: 3 E: 0 LOB: 2 K: 1 BB: 1 S: 17 P: 27	R: 0 H: 0 E: 0 LOB: 0 K: 0 BB: 0 S: 8 P: 9	R: 2 H: 2 E: 0 LOB: 1 K: 1 BB: 1 S: 10 P: 20	R: 0 H: 1 E: 0 LOB: 2 K: 1 BB: 1 S: 11 P: 18	R: 1 H: 1 E: 0 LOB: 0 K: 0 BB: 0 S: 10 P: 17	R: 0 H: 0 E: 1 LOB: 1 K: 0 BB: 0 S: 7 P: 13	R: 0 H: 1 E: 0 LOB: 1 K: 1 BB: 0 S: 8 P: 10	R: 1 H: 1 E: 0 LOB: 0 K: 1 BB: 0 S: 13 P: 18	R: 0 H: 0 E: 0 LOB: 0 K: 0 BB: 0 S: 5 P: 8	1B: 5 SF: 0 2B: 1 SAC: 1 3B: 1 DP: 1 HR: 2 HBP: 0						WP: 0 PA: 39 PB: 0 SB: 1 CS: 0

PITCHER		IP	WLS	BF	H	R	ER	SO	BB	IBB	HBP	BLK	WP	HR	S	P	ERA	WHIP
75 Barry Zito, L ERA: 4.01	(1, 1)	5.0	W	24	7	4	4	3	3	0	0	0	0	1	56	91	7.20	2.000
31 Brad Penny, R ERA:	(6, 1)	2.0	H	8	1	0	0	1	0	0	0	0	0	0	15	23	0.00	0.500
49 Javier López, L ERA: 4.0	(8, 1)	0.0		1	1	1	1	0	0	0	0	0	0	1	4	5	∞	∞
70 George Kontos, R ERA: 1.5	(8, 1)	1.0	H	3	0	0	0	1	0	0	0	0	0	0	9	13	0.00	0.000
54 Sergio Romo, R ERA: 0.72	(9, 1)	1.0	S	3	0	0	0	0	0	0	0	0	0	0	5	8	0.00	0.000

PITCHER	IP	WLS	BF	H	R	ER	SO	BB	IBB	HBP	BLK	WP	HR	S	P	ERA	WHIP

San Francisco Giants @ Pittsburgh Pirates

PNC Park, Pittsburgh, PA

Fri Jul 06 2012, 7:08 PM - 10:15 PM EDT

Att. 37,565 - Partly Cloudy - 94 F

livebaseballscorecards.com

AB	35
R	5
H	9
RBI	5
BB	3
SO	5
LOB	14

San Francisco Giants @ Pittsburgh Pirates

PNC Park, Pittsburgh, PA

Sat Jul 07 2012, 4:07 PM - 6:58 PM EDT

Att. 37,543 - Partly Cloudy - 97 F

livebaseballscorecards.com

TOP

Batter	1	2	3	4	5	6	7	8	9	AB	R	H	RBI	BB	SO	LOB
7 Grégor Blanco, L (1, 9) OBP: 0.341, SLG: 0.379	C FF 91 B FF 92 S SI 91 S CU 77 1-3 ① **K**		F CU 76 B FF 93 B CU 75 F FF 91 F CU 77 T FF 93 2-2 ③ **K**			C CU 77 B FF 93 X FF 91 1-1 5 WP 5 1B 1B			X FF 95 0-0 **E2** 1B	4	1	2	0	0	2	1
5 Ryan Theriot, R (1, 4) OBP: 0.315, SLG: 0.329	B FF 92 C SL 80 B FF 92 X FF 91 2-1 ② **P6**			C SL 78 F FF 91 X CU 76 0-2 53 G6-4-3 1B		S SL 79 F SL 81 B CU 77 B FF 93 D SL 82 X FF 92 3-2 1-H 1B			X FF 94 0-0 ① **G6-3**	4	0	2	1	0	0	1
53 Melky Cabrera, S (1, 7) OBP: 0.392, SLG: 0.521	L FF 93 B CH 84 F FF 93 F FF 94 B SL 82 F FF 94 F CU 78 B CH 84 F FF 94 3-2 X FF 84 ③ **F7**			F SI 91 D CH 81 F SI 91 X FF 92 1-2 ①② **G6-4-3** 1-2f		1 SAFE F FF 91 1 SAFE B SI 92 F SI 92 S SL 82 1-3 ③ **K**			F FF 97 B FF 96 F FF 96 X FF 97 1-2 ② **G6-3**	4	0	0	0	0	1	3
28 Buster Posey, R (1, 2) OBP: 0.359, SLG: 0.454		C FF 90 B SL 80 S SL 80 F FF 93 F SL 83 F CU 78 F FF 94 S SL 81 1-3 ① **K**		B FF 92 B SL 80 S FF 91 X SL 79 2-1 ③ **G5-3**			B SL 79 B SL 80 B FF 91 C FF 89 F SI 91 F SI 91 X SI 91 3-2 ① **G4-3**		S FF 96 B FF 97 X FF 97 1-1 ③ **L9**	4	0	0	0	0	1	1
48 Pablo Sandoval, S (1, 5) OBP: 0.364, SLG: 0.489		B FF 93 C CU 76 T SI 92 S CU 78 1-3 ② **K2-3**			S CU 76 C FF 92 B SI 92 X CU 77 1-2 ① **G1-3**		C SI 91 C CU 78 X CU 76 0-2 ② **G4-3**			3	0	0	0	0	1	0
16 Ángel Pagán, S (1, 8) OBP: 0.334, SLG: 0.412		C FF 93 X SI 91 0-1 ③ **F8**			C SL 79 S CU 77 B FF 93 X FF 92 1-2 ② **G6-3**		C FF 91 C CU 78 B CU 78 F FF 93 B SL 82 S SL 82 2-3 ③ **K**			3	0	0	0	0	1	0
9 Brandon Belt, L (1, 3) OBP: 0.360, SLG: 0.420			B CU 75 F FF 92 S CU 76 S SL 81 1-3 ① **K2-3**		C CH 80 F SI 93 C CU 78 0-3 ③ **K**			C SL 82 S FF 93 B FF 94 F SL 81 F FF 94 B FF 94 C FF 94 2-3 ① **K**		3	0	0	0	0	3	0
35 Brandon Crawford, L (1, 6) OBP: 0.290, SLG: 0.339			C FF 92 X FF 93 0-1 32 SH3-4 1B			B SL 80 C FF 91 T CH 82 F SL 80 C SL 81 1-3 ① **K**		F FF 94 F FF 94 S FF 94 0-3 ② **K**		3	0	1	0	0	2	0
32 Ryan Vogelsong, R (1, 1) OBP: 0.156, SLG: 0.069 12 Nate Schierholtz, L (8, PH) OBP: 0.306, SLG: 0.386 34 Clay Hensley, R (8, 1)			X FF 90 0-0 ② **SH3-4** 1-2			C FF 92 F SI 93 B CU 78 B FF 93 S FF 93 2-3 ② **K**		B FF 94 F FF 94 F FF 94 C FF 94 1-3 ③ **K**		1 1 0	0 0 0	0 0 0	0 0 0	0 0 0	1 1 0	0 0 0

Inning Stats	1	2	3	4	5	6	7	8	9
	R: 0 E: 0 K: 1 S: 12	R: 0 E: 0 K: 2 S: 12	R: 0 E: 0 K: 2 S: 10	R: 0 E: 0 K: 0 S: 8	R: 0 E: 0 K: 1 S: 9	R: 1 E: 0 K: 3 S: 15	R: 0 E: 0 K: 1 S: 11	R: 0 E: 0 K: 3 S: 11	R: 0 E: 1 K: 0 S: 7
	H: 0 LOB: 0 BB: 0 P: 18	H: 0 LOB: 0 BB: 0 P: 14	H: 1 LOB: 1 BB: 0 P: 13	H: 1 LOB: 0 BB: 0 P: 11	H: 0 LOB: 0 BB: 0 P: 11	H: 2 LOB: 1 BB: 0 P: 23	H: 0 LOB: 0 BB: 0 P: 16	H: 0 LOB: 0 BB: 0 P: 14	H: 1 LOB: 1 BB: 0 P: 9

1B: 5	SF: 0
2B: 0	SAC: 1
3B: 0	DP: 1
HR: 0	HBP: 0

WP: 1	PA: 31
PB: 0	
SB: 0	
CS: 0	

AB	30
R	1
H	5
RBI	1
BB	0
SO	13
LOB	6

PITCHER	IP	WLS	BF	H	R	ER	SO	BB	IBB	HBP	BLK	WP	HR	S	P	ERA	WHIP
53 James McDonald, R (1, 1) ERA: 2.37	7.0	W	24	4	1	1	10	0	0	0	0	1	0	77	106	1.29	0.571
39 Jason Grilli, R (8, 1) ERA: 1.87	1.0	H	3	0	0	0	3	0	0	0	0	0	0	11	14	0.00	0.000
52 Joel Hanrahan, R (9, 1) ERA: 2.38	1.0	S	4	1	0	0	0	0	0	0	0	0	0	7	9	0.00	1.000

PITCHER	IP	WLS	BF	H	R	ER	SO	BB	IBB	HBP	BLK	WP	HR	S	P	ERA	WHIP

BOTTOM

San Francisco Giants @ Pittsburgh Pirates

PNC Park, Pittsburgh, PA

Sat Jul 07 2012, 4:07 PM - 6:58 PM EDT

Att. 37,543 - Partly Cloudy - 97 F

livebaseballscorecards.com

Batter	1	2	3	4	5	6	7	8	9	AB	R	H	RBI	BB	SO	LOB
17 Drew Sutton, S (1, 7) OBP: 0.340, SLG: 0.467	X FF 90 0-0 ① F8		B FF 92 F SI 91 F SL 88 X FF 91 1-2 ① F8		B CU 75 F FF 90 C SL 89 S FF 92 1-3 ① K		X FF 90 0-0 2B			4	0	1	0	0	1	2
39 Jason Grilli, R (8, 1)										0	0	0	0	0	0	0
52 Joel Hanrahan, R (9, 1)										0	0	0	0	0	0	0
18 Neil Walker, S (1, 4) OBP: 0.347, SLG: 0.395	C FF 89 B CH 81 B FF 91 F SI 90 X SL 89 2-2 22 G6-3 2B		B CH 82 X FF 90 1-0 1-H 2B		C FF 91 X CU 75 0-1 ②③ L1-3 1-1		B CH 81 C CH 81 X FF 90 1-1 ③ F8			4	0	2	1	0	0	2
22 Andrew McCutchen, R (1, 8) OBP: 0.411, SLG: 0.605	C CH 82 X SI 90 0-1 ② G6-3 2-3		B FF 91 B FF 92 X SI 90 2-0 ② L9			F CU 74 B FF 91 X SI 90 1-1 24 2B 1B		X SI 85 0-0 ① F8		4	1	1	0	0	0	2
46 Garrett Jones, L (1, 9) OBP: 0.292, SLG: 0.514	C CU 76 B FF 92 B FF 92 S FF 92 F SI 91 S FF 91 2-3 ③ K		S FF 91 F FF 91 F CU 75 X CU 73 0-2 ③ F9			B FF 89 X FF 90 1-0 ① P6		C SI 85 B CH 80 S CU 67 X CU 69 1-2 ② L8		4	0	0	0	0	1	3
14 Casey McGehee, R (1, 3) OBP: 0.320, SLG: 0.396		B SI 89 B FF 90 B SL 88 C SI 91 X FF 91 3-1 ① G6-3		B CU 75 C FF 91 F SI 90 C SI 92 1-3 ① K		C SI 91 X FF 88 0-1 ② P2		F SI 86 F SI 86 B SI 85 X CU 68 1-2 ③ G6-3		4	0	0	0	0	1	1
24 Pedro Alvarez, L (1, 5) OBP: 0.309, SLG: 0.486		C CU 76 B CH 82 S FF 91 B FF 91 S CH 82 2-3 ② K		B FF 92 B FF 92 C FF 92 F CU 76 C FF 93 2-3 ② K		B SI 90 B CH 79 B CH 82 C FF 90 T SI 91 X SI 91 3-2 1-H 2B				3	0	1	1	0	2	0
55 Michael McKenry, R (1, 2) OBP: 0.328, SLG: 0.524		C FF 90 X FF 88 0-1 2B		C SI 91 B CU 79 X CH 83 1-1 HR		C FF 90 F SI 90 B FF 91 B FF 91 B FF 91 X SI 91 3-2 ③ G5-3				3	1	2	1	0	0	1
12 Clint Barmes, R (1, 6) OBP: 0.223, SLG: 0.295		X SI 91 0-0 ③ G3		C CU 76 X CU 75 0-1 ③ G5-3			C FF 89 X SL 87 0-1 ① F9			3	0	0	0	0	0	1
53 James McDonald, L (1, 1) OBP: 0.194, SLG: 0.147			C SI 90 B SI 91 B CH 82 F SI 91 B FF 90 B FF 92 4-2 18 2B BB		C SI 90 X SI 90 0-1 18 L1-3 1B		C CU 73 S FF 89 F FF 90 B FF 90 X SI 89 1-2 ② G4-3			1	1	1	0	1	0	0
62 Gorkys Hernández, R (7, PH) OBP: 0.150, SLG: 0.105										1	0	0	0	0	0	0
(8, 7)																
Inning Stats	R: 0 E: 0 K: 1 S: 10 H: 1 LOB: 1 BB: 0 P: 14	R: 0 E: 0 K: 1 S: 8 H: 1 LOB: 1 BB: 0 P: 13	R: 1 E: 0 K: 0 S: 11 H: 1 LOB: 1 BB: 1 P: 19	R: 1 E: 0 K: 2 S: 10 H: 1 LOB: 0 BB: 0 P: 14	R: 0 E: 0 K: 1 S: 7 H: 1 LOB: 0 BB: 0 P: 8	R: 1 E: 0 K: 0 S: 11 H: 2 LOB: 1 BB: 0 P: 19	R: 0 E: 0 K: 0 S: 9 H: 1 LOB: 1 BB: 0 P: 11	R: 0 E: 0 K: 0 S: 7 H: 0 LOB: 0 BB: 0 P: 9		1B: 2 2B: 6 3B: 0 HR: 1 SF: 0 SAC: 0 DP: 1 HBP: 0						

	AB	31
	R	3
	H	8
	RBI	3
	BB	1
	SO	5
	LOB	12

WP: 0 PB: 0 SB: 0 CS: 0 PA: 32

PITCHER	IP	WLS	BF	H	R	ER	SO	BB	IBB	HBP	BLK	WP	HR	S	P	ERA	WHIP
32 Ryan Vogelsong, R (1, 1) ERA: 2.36	7.0	L	29	8	3	3	5	1	0	0	0	0	1	66	98	3.86	1.286
34 Clay Hensley, R (8, 1) ERA: 3.73	1.0		3	0	0	0	0	0	0	0	0	0	0	7	9	0.00	0.000

PITCHER	IP	WLS	BF	H	R	ER	SO	BB	IBB	HBP	BLK	WP	HR	S	P	ERA	WHIP

Batter	1	2	3	4	5	6	7	8	9	AB	R	H	RBI	BB	SO	LOB
7 Grégor Blanco, L (1, 9) OBP: 0.337, SLG: 0.374	C FF 92 B SI 92 F SI 93 B KC 82 C SI 93 2-3 ① K		C KC 81 S KC 82 X SI 92 0-2 ② F8			B KC 79 X SI 91 1-0 ① P6		B FF 92 X FF 93 1-0 ① F7		3	0	0	0	0	1	1
31 Brad Penny, R (6, 1)										0	0	0	0	0	0	0
51 Justin Christian, R (7, 7) OBP: 0.389, SLG: 0.375										1	0	0	0	0	0	0
5 Ryan Theriot, R (1, 4) OBP: 0.310, SLG: 0.322	B FF 94 X FF 94 1-0 ② F9		B FF 91 C SI 92 B FF 93 C SI 92 B FF 93 X SI 93 3-2 ③ G6-3			C SI 93 F KC 81 D KC 83 D KC 83 C SI 94 2-3 ② K		B FF 94 F FF 93 F CU 82 B CU 85 F FF 96 B FF 95 X FF 95 3-2 ② G1-6-3		4	0	0	0	0	1	1
53 Melky Cabrera, S (1, 7) OBP: 0.391, SLG: 0.519	X FF 94 0-0 ③ E7 1B			B FF 91 F CH 87 B CH 88 X FF 92 2-1 ① F8		X CH 88 0-0 ③ G1-3		X FF 94 0-0 ③ G4-3		3	0	1	0	0	0	1
9 Brandon Belt, L (7, 3) OBP: 0.358, SLG: 0.418										1	0	0	0	0	0	0
28 Buster Posey, R (1, 3) OBP: 0.362, SLG: 0.458	B FF 93 S KC 83 B KC 83 T FF 93 F SI 93 D KC 84 B FF 94 4-2 BB			C KC 81 F KC 83 F KC 82 B FF 92 F SI 92 B FF 93 S KC 83 2-3 ② K			C SI 90 F SI 90 B KC 82 F KC 81 B SI 92 B SI 92 X SI 91 3-2 48 HR 2B		B FF 93 X FF 93 1-0 ① F7	2	1	1	0	1	1	0
2 Emmanuel Burriss, S (7, 6) OBP: 0.273, SLG: 0.217										1	0	0	0	0	0	0
48 Pablo Sandoval, S (1, 5) OBP: 0.362, SLG: 0.500	C KC 82 F SI 95 B KC 82 D KC 84 X SI 94 2-2 ③ P5			F CH 87 X KC 81 0-1 ③ G4-3			S FF 93 B FF 92 B CH 87 B SI 93 S SI 93 F SI 95 X SI 94 3-2 2-H HR		B CU 82 X SI 93 1-0 ② P5	4	1	1	2	0	0	2
16 Ángel Pagán, S (1, 8) OBP: 0.330, SLG: 0.407		F FF 91 B SI 92 S KC 81 B KC 82 B KC 80 X FF 93 3-2 ① F9			C FF 91 C SI 90 B KC 81 B SI 90 C SI 92 2-3 ① K		X FF 93 0-0 ① F7		C FF 93 F FF 94 T CU 85 0-2 ③ K	4	0	0	0	0	2	0
29 Héctor Sánchez, S (1, 2) OBP: 0.264, SLG: 0.358		B KC 80 X FF 92 1-0 ② F8			X SI 93 0-0 ② G4-3		B CH 89 S SI 93 B KC 80 T FF 93 B SI 93 F FF 92 F SI 92 F FF 92 F SI 93 4-2 F KC 82 F SI 94 B FF 92 BB			2	0	0	0	1	0	0
35 Brandon Crawford, L (1, 6) OBP: 0.287, SLG: 0.335		B SI 92 B SI 92 X SI 92 2-0 ③ P4			F FF 92 B KC 81 X SI 92 1-1 ③ G4-3		X FF 94 0-0 ② F9			3	0	0	0	0	0	1
70 George Kontos, R (7, 1)										0	0	0	0	0	0	0
55 Tim Lincecum, L (1, 1) OBP: 0.200, SLG: 0.130			B FF 90 C FF 90 S SI 90 F SI 92 B KC 81 C SI 92 2-3 ① K			X SI 91 0-0 1B	F FF 94 C CU 84 S CU 85 0-3 ③ K			1	0	0	0	0	1	0
34 Clay Hensley, R (4, 1)										0	0	0	0	0	0	0
41 Jeremy Affeldt, L (5, 1)										0	0	0	0	0	0	0
12 Nate Schierholtz, L (6, PH) OBP: 0.309, SLG: 0.388										2	0	1	0	0	1	1
(6, 9)																
Inning Stats	R: 0 E: 1 K: 1 S: 11 H: 1 LOB: 2 BB: 1 P: 20	R: 0 E: 0 K: 0 S: 5 H: 0 LOB: 0 BB: 0 P: 11	R: 0 E: 0 K: 1 S: 10 H: 0 LOB: 0 BB: 0 P: 15	R: 0 E: 0 K: 1 S: 9 H: 0 LOB: 0 BB: 0 P: 13	R: 0 E: 0 K: 1 S: 6 H: 0 LOB: 0 BB: 0 P: 9	R: 0 E: 0 K: 1 S: 6 H: 1 LOB: 1 BB: 0 P: 9	R: 2 E: 0 K: 1 S: 21 H: 2 LOB: 1 BB: 1 P: 31	R: 0 E: 0 K: 0 S: 6 H: 0 LOB: 0 BB: 0 P: 10	R: 0 E: 0 K: 1 S: 5 H: 0 LOB: 0 BB: 0 P: 7	1B: 2 2B: 1 3B: 0 HR: 1 SF: 0 SAC: 0 DP: 0 HBP: 0						

TOP

San Francisco Giants @ Pittsburgh Pirates

PNC Park, Pittsburgh, PA

Sun Jul 08 2012, 1:39 PM - 4:41 PM EDT

Att. 28,954 - Cloudy - 82 F

livebaseballscorecards.com

AB	31
R	2
H	4
RBI	2
BB	2
SO	7
LOB	7

WP: 0 PB: 0 SB: 0 CS: 0 PA: 33

PITCHER		IP	WLS	BF	H	R	ER	SO	BB	IBB	HBP	BLK	WP	HR	S	P	ERA	WHIP
34 A.J. Burnett, R ERA: 3.68	(1, 1)	6.1	W	25	4	2	2	5	2	0	0	0	0	1	64	104	2.84	0.947
32 Brad Lincoln, R ERA: 2.98	(7, 1)	2.2		8	0	0	0	2	0	0	0	0	0	0	15	21	0.00	0.000

PITCHER	IP	WLS	BF	H	R	ER	SO	BB	IBB	HBP	BLK	WP	HR	S	P	ERA	WHIP

Batter	1	2	3	4	5	6	7	8	9	AB	R	H	RBI	BB	SO	LOB
17 Drew Sutton, S (1, 7) (7, 9) OBP: 0.324, SLG: 0.448	B SI 90 F FF 91 S SI 91 B SI 91 B CH 83 T SI 92 3-2 ① K		C SL 81 X SI 90 0-1 ① G3	B SI 85 X SI 82 1-0 ② SF9 2-3 3-H		C FS 84 B SI 91 X SI 89 1-1 ① P6	B CH 84 C SL 84 F FF 91 C SL 84 1-3 ② K			4	0	0	1	0	2	0
18 Neil Walker, S (1, 4) OBP: 0.357, SLG: 0.417	C FF 90 B FF 91 B FF 91 B CU 77 X FF 90 3-1 22 WP 22 HR 2B		B CU 76 X CU 77 1-0 HR	X SI 83 0-0 1-2 3-H 1B		F SI 90 B SI 91 S CU 76 B SI 92 X CU 77 2-2 22 1B 14 1B 1B	C FF 91 B FF 92 X CH 86 1-1 22 HR 1B			5	4	5	2	0	0	0
22 Andrew McCutchen, R (1, 8) OBP: 0.414, SLG: 0.625	F FF 90 B SL 83 B FF 90 S CH 84 B SL 84 X SL 84 3-2 2-H HR		C FF 90 F SL 81 S CH 82 0-3 ② K	B SL 81 C SI 85 B SI 84 C SI 85 C SI 86 2-3 ③ K		B FS 86 B FF 90 C FF 91 X CU 76 2-1 14 1B 14 1B 1-2 1B	X FF 92 0-0 1-H HR			5	3	3	4	0	2	2
46 Garrett Jones, L (1, 9) (7, 3) OBP: 0.290, SLG: 0.507	B FF 90 F FF 90 X FF 91 1-1 ② L8		S CH 82 S CH 82 B SI 90 F CH 82 S CH 81 1-3 ③ K		T CU 75 B SI 91 X SI 92 1-1 14 2B 12 1B 1B	X FF 91 0-0 ② F9	B SL 83 B SL 82 S FF 91 B SI 91 F SI 91 T SL 84 3-2 ③ K			5	1	1	0	0	2	2
14 Casey McGehee, R (1, 3) OBP: 0.328, SLG: 0.408 62 Gorkys Hernández, R (6, PR) OBP: 0.143, SLG: 0.100 (7, 7)	B CU 75 S SL 82 B FF 90 X SI 90 2-1 ③ G6-3			C SI 89 B SL 81 X FF 89 1-1 12 1B 26 BB 34 1B 1B	C SI 91 B CH 88 B SI 92 C CU 75 B CU 76 X SI 92 3-2 12 1B 1-3 2B	X SI 91 0-0 24 WP 1-H 24 E 2-H 1B		B FF 91 F SL 82 B SL 81 F FF 90 X SL 82 2-2 ① F8		4 1	1 1	3 0	2 0	0 0	0 0	0 0
24 Pedro Alvarez, L (1, 5) OBP: 0.307, SLG: 0.478		F FF 89 B CU 77 S CH 83 F FF 90 X SL 81 1-2 ① G3-1		F CH 81 1 SAFE X CH 83 0-1 ① F9	B CU 76 C FF 92 X CU 77 1-1 ① G3	C CU 76 D CU 78 B FS 86 F CU 77 X FF 93 2-2 E4 1-H		C SI 91 B SI 91 B SL 83 T SI 91 B SI 91 F SL 81 F SL 84 B FF 91 4-2 26 G1 32 E BB		4	1	0	0	1	0	3
26 Rod Barajas, R (1, 2) OBP: 0.284, SLG: 0.378		X SL 81 0-0 2B		F FF 90 B CU 77 B FF 90 F SL 82 D CH 83 B SL 82 4-2 34 1B 12 1B 17 SF9 1-2 BB	D CH 89 C CH 89 F CU 77 X CU 77 1-2 ② P6	H SI 91 1-0 HBP		C SL 83 B FF 90 X SL 83 1-1 ② G1 1-2		3	1	1	0	1	0	3
12 Clint Barmes, R (1, 6) OBP: 0.227, SLG: 0.298 32 Brad Lincoln, L (7, 1) OBP: 0.200, SLG: 0.200		F FF 89 F FF 89 X SL 82 0-2 ② P3		B FF 90 B SI 89 B FF 89 C FF 88 X SL 81 3-1 17 SF9 34 1B 18 1B 1-2 2-3 1B	F SI 93 F SI 89 X SI 90 0-2 2-3 3-H 1B	F CU 76 F SI 92 S FF 93 0-3 ③ K		C FF 90 X SI 90 0-1 E7 69 FC6-4 2-H 1B		4 1	1 0	2 1	1 0	0 0	1 0	3 0
34 A.J. Burnett, R (1, 1) OBP: 0.138, SLG: 0.074 69 Jordy Mercer, R (7, 6) OBP: 0.200, SLG: 0.077		C FF 90 X FF 88 0-1 ③ G5-3		X SL 83 0-0 18 1B 1-2 2-3 3-H 1B	B SI 94 C SI 93 C CU 76 S CU 76 1-3 ③ K		C FF 91 X SL 83 0-1 ① G6-3	B SL 83 C SL 82 C SL 82 X FF 91 1-2 ③ FC6-4 1-2f		3 2	0 0	1 0	1 0	0 0	1 0	3 1
Inning Stats	R: 2 E: 0 K: 1 S: 12 H: 2 LOB: 0 BB: 0 P: 24	R: 0 E: 0 K: 0 S: 10 H: 1 LOB: 1 BB: 0 P: 11	R: 1 E: 0 K: 2 S: 10 H: 1 LOB: 0 BB: 0 P: 12	R: 3 E: 0 K: 1 S: 14 H: 4 LOB: 2 BB: 1 P: 25	R: 1 E: 0 K: 1 S: 16 H: 3 LOB: 2 BB: 0 P: 23	R: 3 E: 1 K: 1 S: 15 H: 3 LOB: 2 BB: 0 P: 23	R: 2 E: 0 K: 2 S: 11 H: 2 LOB: 0 BB: 0 P: 16	R: 1 E: 1 K: 0 S: 14 H: 1 LOB: 1 BB: 1 P: 22		1B: 11 2B: 3 3B: 0 HR: 3 SF: 1 SAC: 0 DP: 0 HBP: 1					WP: 2 PB: 0 SB: 0 CS: 0	PA: 45	

PITCHER		IP	WLS	BF	H	R	ER	SO	BB	IBB	HBP	BLK	WP	HR	S	P	ERA	WHIP
55 Tim Lincecum, R ERA: 6.42	(1, 1)	3.1	L	18	7	6	6	3	1	0	0	0	1	2	41	64	16.20	2.400
34 Clay Hensley, R ERA: 3.66	(4, 1)	0.2		3	1	0	0	1	0	0	0	0	0	0	5	8	0.00	1.500
41 Jeremy Affeldt, L ERA: 2.9	(5, 1)	1.0		6	3	1	1	1	0	0	0	0	0	0	16	23	9.00	3.000
31 Brad Penny, R ERA: 2.84	(6, 1)	1.0		8	3	3	2	1	0	0	1	0	1	0	15	23	18.00	3.000
70 George Kontos, R ERA: 2.57	(7, 1)	2.0		10	3	3	2	2	1	0	0	0	0	1	25	38	9.00	2.000

PITCHER	IP	WLS	BF	H	R	ER	SO	BB	IBB	HBP	BLK	WP	HR	S	P	ERA	WHIP

BOTTOM

San Francisco Giants @ Pittsburgh Pirates

PNC Park, Pittsburgh, PA

Sun Jul 08 2012, 1:39 PM - 4:41 PM EDT

Att. 28,954 - Cloudy - 82 F

livebaseballscorecards.com

AB	41
R	13
H	17
RBI	11
BB	2
SO	8
LOB	17

TOP

Pittsburgh Pirates @ Milwaukee Brewers

Miller Park, Milwaukee, WI

Fri Jul 13 2012, 7:10 PM - 11:01 PM CDT

Att. 35,025 - Partly Cloudy - 83 F

livebaseballscorecards.com

Batter	1	2	3	4	5	6	7	8	9	AB	R	H	RBI	BB	SO	LOB
17 Drew Sutton, S (1, 7) OBP: 0.327, SLG: 0.465	C FF 92 S SI 92 X SI 92 0-2 G1-3 ①		D CU 75 B FF 92 C SI 90 X SI 91 2-1 46 E 1-3 2B	C CU 74 X SI 92 0-1 18 HR 1-3 2-H 2B		B CU 78 B SI 93 C SI 94 F SI 94 S CU 77 2-3 K ③			B FF 94 C FF 95 X FF 95 1-1 G4-3 ①	5	1	2	1	0	1	0
18 Neil Walker, S (1, 4) OBP: 0.357, SLG: 0.425	S FF 92 B FF 92 X CU 73 1-1 F8 ②		F CU 76 F FF 94 T SL 81 0-2 K ②	B CU 75 X CU 75 1-0 2-H 3-H HR			B CU 78 B FF 91 F FF 92 B FF 93 B FF 94 4-1 22 1B BB		B CU 78 S FF 95 F FF 95 X SL 84 1-2 F7 ②	4	1	1	3	1	1	2
22 Andrew McCutchen, R (1, 8) OBP: 0.420, SLG: 0.636	C FF 92 B SI 94 B FC 88 X SI 94 2-1 1B		B FC 90 S FC 90 F FF 93 B SL 83 D FC 89 B FC 90 4-2 46 E BB	T FC 88 X SI 93 0-1 G5-3 ③			B CU 79 B FF 93 X FF 92 2-0 1-2 1B		S SL 84 B FF 96 B FF 97 S FF 96 B FF 98 X FF 97 3-2 HR	4	1	3	1	1	0	0
46 Garrett Jones, L (1, 9) OBP: 0.288, SLG: 0.500	B CU 74 X CU 75 1-0 G3 ③		X CU 76 0-0 E4 1-2 2-3 3-H		C SL 85 S FC 88 B FF 92 S FC 87 1-3 K ①		B FF 94 F CU 79 B FF 93 X FF 94 2-1 F7 ①		F FF 96 B CU 79 X CU 79 1-1 1B	5	0	1	0	0	1	5
14 Casey McGehee, R (1, 3) OBP: 0.321, SLG: 0.398		C FF 92 F FF 92 B SI 93 B SL 83 C SI 94 2-3 K ①	B SI 94 C SI 93 C CU 75 B SI 94 B SI 94 X SI 94 3-2 G3-1 ③		B FF 92 C SI 92 S CU 75 C SI 93 1-3 K ②		C CU 79 D FS 86 F CU 80 S FS 84 1-3 K ②		F FF 96 B FF 97 F FF 97 D SL 85 B FF 98 F FF 97 F SL 85 F FF 97 C FF 97 3-3 K ③	5	0	0	0	0	4	6
24 Pedro Alvarez, L (1, 5) OBP: 0.306, SLG: 0.486		B FF 92 B CU 74 X SI 93 2-0 G6-3 ②	C CU 73 B CH 83 B CH 85 B SI 91 X SI 92 3-1 F7 ①	B FC 87 T SI 92 X FC 88 1-1 HR		S CU 80 S CU 79 F FS 85 F FS 84 D CU 81 D CU 79 S FS 86 2-3 K ③			4	1	1	1	0	1	2
26 Rod Barajas, R (1, 2) OBP: 0.288, SLG: 0.377 62 Gorkys Hernández, R (8, PR) OBP: 0.143, SLG: 0.100 44 Tony Watson, L (8, 1)		C FF 93 F FF 92 B SL 83 B FC 89 F FF 94 F FC 89 X SI 94 2-2 F8 ③	F CU 74 X FC 88 0-1 12 1B 17 2B 1B	F SI 93 B SI 92 S CU 74 B SL 82 B FC 88 F CU 76 S FF 93 3-3 K ③				C FF 95 B FF 95 F SI 94 F CH 83 F FF 94 B CU 79 B CH 85 B FF 91 4-2 55 BB		3 0 0	1 0 0	1 0 0	0 0 0	1 0 0	1 0 0	0 0 0
12 Clint Barmes, R (1, 6) OBP: 0.228, SLG: 0.297			B FF 89 F FF 91 X CU 73 1-1 P3 ①	B SI 92 F SI 91 B CU 75 C FF 92 F CU 78 F SI 93 X SL 83 2-2 17 2B 18 HR 1-2 1B		C SI 93 B CU 76 F CU 76 X SI 94 1-2 P3 ①		L SI 90 D SI 91 L SI 89 S FF 94 1-3 K ①		4	1	1	0	0	1	1
53 James McDonald, L (1, 1) OBP: 0.211, SLG: 0.143 48 Jared Hughes, R (5, 1) 65 Matt Hague, R (6, PH) OBP: 0.274, SLG: 0.261 32 Brad Lincoln, L (6, 1) OBP: 0.200, SLG: 0.200 55 Michael McKenry, R (8, PH) OBP: 0.325, SLG: 0.519 (8, 2)			C FF 89 B SI 92 B CU 74 B FF 90 B SI 91 4-1 17 2B 46 E BB	B CH 84 L CH 86 F CH 85 L SI 89 1-3 K ②		C SI 93 B SI 94 S SI 94 B CU 78 B SI 94 X SI 95 3-2 G4-3 ②		B SI 93 1 SAFE S SI 93 F SI 93 B FF 93 1 SAFE F FF 94 C CU 77 2-3 K ②③ 1-2		1 0 1 0 1	1 0 0 0 0	0 0 0 0 0	0 0 0 0 1	1 0 0 0 1	1 0 0 0 1	2 0 0 0 1

AB	37
R	7
H	10
RBI	6
BB	4
SO	12
LOB	19

Inning Stats	1	2	3	4	5	6	7	8	9
	R: 0 E: 0 K: 0 S: 8	H: 1 LOB: 1 BB: 0 P: 12	R: 0 E: 0 K: 1 S: 9	H: 0 LOB: 0 BB: 0 P: 15	R: 1 E: 1 K: 1 S: 14	H: 1 LOB: 3 BB: 2 P: 28	R: 4 E: 0 K: 1 S: 17	H: 4 LOB: 0 BB: 0 P: 24	R: 1 E: 0 K: 3 S: 12	H: 1 LOB: 0 BB: 0 P: 18	R: 0 E: 0 K: 1 S: 9	H: 0 LOB: 0 BB: 0 P: 15	R: 0 E: 0 K: 2 S: 12	H: 1 LOB: 2 BB: 1 P: 23	R: 0 E: 0 K: 2 S: 11	H: 0 LOB: 1 BB: 1 P: 18	R: 1 E: 0 K: 1 S: 16	H: 2 LOB: 1 BB: 0 P: 25

1B: 5	SF: 0	WP: 0	PA: 41
2B: 2	SAC: 0	PB: 0	
3B: 0	DP: 0	SB: 0	
HR: 3	HBP: 0	CS: 0	

PITCHER		IP	WLS	BF	H	R	ER	SO	BB	IBB	HBP	BLK	WP	HR	S	P	ERA	WHIP
13 Zack Greinke, R ERA: 3.57	(1, 1)	5.0		25	7	6	5	6	2	0	0	0	0	2	60	97	9.00	1.800
40 Jose Veras, R ERA: 4.5	(6, 1)	1.0		3	0	0	0	1	0	0	0	0	0	0	9	15	0.00	0.000
26 Manny Parra, L ERA: 4.28	(7, 1)	1.0		5	1	0	0	2	1	0	0	0	0	0	12	23	0.00	2.000
57 Francisco Rodríguez, R ERA: 3.86	(8, 1)	1.0	W	3	0	0	0	2	1	0	0	0	0	0	11	18	0.00	1.000
59 John Axford, R ERA: 4.84	(9, 1)	1.0		5	2	1	1	1	0	0	0	0	0	1	16	25	9.00	2.000

PITCHER	IP	WLS	BF	H	R	ER	SO	BB	IBB	HBP	BLK	WP	HR	S	P	ERA	WHIP

Batter	1	2	3	4	5	6	7	8	9	AB	R	H	RBI	BB	SO	LOB
7 Norichika Aoki, L (1, 9) OBP: 0.369, SLG: 0.444	B FF 93 B FF 91 S FF 92 F FF 93 F FF 94 X FF 94 2-2 ① P6	B FF 93 B FF 93 B FF 92 B FF 93 4-0 2 FC4-6 BB		B FF 90 B FF 91 B FF 91 B FF 92 4-0 2 FC6-4 BB 1-2	B SI 94 B SI 94 C FF 94 C FF 94 S FF 94 2-3 ③ K		S FF 93 L FF 93 B FF 94 D CU 85 F FF 94 B CH 84 X FF 93 3-2 ③ G6-3 1-2			3	0	0	0	2	1	3
2 Nyjer Morgan, L (1, 8) OBP: 0.297, SLG: 0.276 27 Carlos Gómez, R (8, PH) OBP: 0.278, SLG: 0.421 (9, 8)	C FF 92 B CU 77 S FF 94 F FF 94 X SL 82 1-2 ② G3	C FF 92 S CU 77 X CU 77 0-2 ② FC4-6 8 BB 1-2f 2-3		B FF 91 B FF 92 C FF 92 X FF 92 X FF 93 2-2 ② FC6-4 8 1B 1-2f 2-3		B FF 93 B FF 94 C FF 93 F FF 94 F FF 95 H CU 86 3-2 8 CS HBP		S SI 94 B SI 95 B SI 96 F SI 96 B SI 97 X SI 96 3-2 ① P5		3 1	0 0	0 0	0 0	0 0	0 0	4 0
8 Ryan Braun, R (1, 7) OBP: 0.399, SLG: 0.624	F FF 93 B FF 94 F FF 94 X SL 83 1-2 HR	B CU 75 B CU 74 B FF 90 B FF 92 4-0 1-2 BB		1 SAFE X FF 92 0-0 1-2 3-H 1B		B CU 84 B FF 94 B FF 96 C FF 95 X FF 94 3-1 ① 1-2 HR		C SI 96 C SL 86 B SI 96 F SL 85 X SL 89 1-2 1 S 16 1B 21 HR 1B		4	3	4	3	1	0	0
16 Aramis Ramirez, R (1, 5) OBP: 0.347, SLG: 0.472	B FF 95 F CU 76 F CU 78 B FF 94 F FF 94 B CU 77 B FF 95 4-2 1 1B 23 2B BB	C SI 93 X FF 94 0-1 ③ G6-3		C CU 75 B FF 92 B CU 74 X FF 92 2-1 ③ F8		B CU 84 B FF 95 F FF 94 X FF 94 2-1 ② G4-3		C SI 95 B SI 95 B SI 95 F SI 94 F SI 96 F SI 95 1 SAFE F SL 83 B SI 94 3-2 X SI 94 1 S 21 HR 1B 1-2		4	2	1	0	1	0	5
1 Corey Hart, R (1, 3) OBP: 0.320, SLG: 0.500	S CU 74 C CU 78 X CU 78 0-2 23 2B 23 E 1-2 1B	B SL 79 B FF 90 F FF 92 B FF 92 S FF 93 X FF 94 3-2 21 G6-4-3 1B			S CU 75 B FF 93 C CU 75 B FF 92 S CU 75 2-3 ① K	B FF 93 B CU 83 C FF 93 C CU 83 F CU 84 F FF 95 B FF 94 X CU 83 3-2 1B		B SI 92 S SI 94 F SI 93 T SI 94 1-2 ② K 1-2 2-3		5	1	3	0	0	2	2
23 Rickie Weeks Jr., R (1, 4) OBP: 0.318, SLG: 0.347	F FF 94 B SL 81 B FF 94 X FF 93 2-1 E7 1-H 2-H 2B	X FF 91 0-0 ① P4			C CU 75 S CU 77 B CU 76 B FF 92 B CU 76 B CU 74 4-2 12 1B 45 1B BB	S FF 93 B FF 93 1 SAFE B FF 93 F FF 92 X CU 83 2-2 ③ P4		I IN 66 I IN 67 I IN 69 I IN 65 4-0 21 HR IBB		3	2	1	1	2	0	2
21 Cody Ransom, R (1, 6) OBP: 0.309, SLG: 0.415	B FF 94 S FF 93 B CU 76 F FF 94 X FF 95 2-2 ③ F8	1 SAFE F FF 91 X FF 92 0-1 ② ③ G6-4-3 1-2f			B CU 74 F FF 89 F FF 91 D CU 76 1 SAFE C FF 91 2-3 ② K		B FF 91 B FF 92 B FF 92 C FF 91 X FF 93 3-1 ① P3	B SI 95 B SI 93 F SI 93 F SI 94 X SI 94 2-2 1-H 2-H 3-H HR		5	1	1	4	0	1	3
12 Martín Maldonado, R (1, 2) OBP: 0.323, SLG: 0.409		C FF 92 C FF 94 B CU 78 F FF 93 B FF 94 F FF 94 F FF 94 F FF 94 F FF 93 3-2 B CU 77 X FF 94 2 FC4-6 13 SH1-4 1B		B FF 89 S FF 90 B FF 92 F FF 89 X FF 93 2-2 2 FC6-4 7 BB 8 1B 1B	F FF 92 C CU 76 D CU 78 X CU 76 1-2 45 1B 1-2 1B		B CU 81 X FF 93 1-0 7 S 1B	C SL 83 X SI 93 0-1 ③ G6-3		5	1	4	0	0	0	0
13 Zack Greinke, R (1, 1) OBP: 0.188, SLG: 0.290 45 Travis Ishikawa, L (5, PH) OBP: 0.318, SLG: 0.474 40 Jose Veras, R (6, 1) 26 Manny Parra, L (7, 1) 14 Jeff Bianchi, R (7, PH) 57 Francisco Rodríguez, R (8, 1) 59 John Axford, R (9, 1)		X FF 92 0-0 ① SH1-4 1-2		B FF 87 X FF 89 1-0 ① B1	X FF 94 0-0 1-3 2-H 1B		B FF 92 B CU 82 F FF 92 T FF 92 B FF 94 S FF 93 3-3 ② K			1 1 0 0 1 0 0	0 0 0 0 0 0 0	0 1 0 0 0 0 0	0 1 0 0 0 0 0	0 0 0 0 1 0 0	0 0 0 0 1 0 0	1 0 0 0 1 0 0
Inning Stats	R: 3 E: 1 K: 0 S: 22 H: 3 LOB: 1 BB: 1 P: 34	R: 0 E: 0 K: 0 S: 14 H: 1 LOB: 3 BB: 2 P: 25	R: 0 E: 0 K: 0 S: 6 H: 1 LOB: 0 BB: 0 P: 9	R: 1 E: 0 K: 0 S: 10 H: 2 LOB: 2 BB: 1 P: 21	R: 1 E: 0 K: 3 S: 15 H: 2 LOB: 2 BB: 1 P: 26	R: 1 E: 0 K: 0 S: 15 H: 2 LOB: 1 BB: 0 P: 28	R: 0 E: 0 K: 1 S: 10 H: 1 LOB: 1 BB: 0 P: 20	R: 4 E: 0 K: 1 S: 21 H: 3 LOB: 0 BB: 1 P: 35		1B: 11 2B: 1 3B: 0 HR: 3	SF: 0 SAC: 1 DP: 1 HBP: 1			WP: 0 PB: 0 SB: 3 CS: 1	PA: 44	

PITCHER		IP	WLS	BF	H	R	ER	SO	BB	IBB	HBP	BLK	WP	HR	S	P	ERA	WHIP
53 James McDonald, R ERA: 2.59	(1, 1)	4.2		26	8	5	4	2	5	0	0	0	0	1	63	109	7.71	2.786
48 Jared Hughes, R ERA: 2.08	(5, 1)	0.1		2	1	0	0	1	0	0	0	0	0	0	4	6	0.00	3.000
32 Brad Lincoln, R ERA: 3.04	(6, 1)	2.0	B	9	3	1	1	1	0	0	1	0	0	1	25	48	4.50	1.500
44 Tony Watson, L ERA: 5.0	(8, 1)	1.0	L	7	3	4	4	1	0	1	0	0	0	1	21	35	36.00	3.000

PITCHER	IP	WLS	BF	H	R	ER	SO	BB	IBB	HBP	BLK	WP	HR	S	P	ERA	WHIP

BOTTOM

Pittsburgh Pirates @ Milwaukee Brewers

Miller Park, Milwaukee, WI

Fri Jul 13 2012, 7:10 PM - 11:01 PM CDT

Att. 35,025 - Partly Cloudy - 83 F

livebaseballscorecards.com

AB	36
R	10
H	15
RBI	9
BB	6
SO	5
LOB	21

TOP

Pittsburgh Pirates @ Milwaukee Brewers

Miller Park, Milwaukee, WI

Sat Jul 14 2012, 6:10 PM - 9:33 PM CDT

Att. 42,029 - Partly Cloudy - 87 F

livebaseballscorecards.com

Batter	1	2	3	4	5	6	7	8	9	AB	R	H	RBI	BB	SO	LOB
17 Drew Sutton, S (1, 7) (7, 9) OBP: 0.321, SLG: 0.448	C FF 90 F CU 79 C FF 92 0-3 ① K		C CU 78 S CU 81 S CU 81 0-3 ② K		C CU 78 C CU 79 B CU 80 B CH 78 F CH 78 X FF 90 2-2 ③ G4-3		C SL 76 M SL 78 S SL 79 0-3 ① K		B CU 75 B CU 76 B FF 93 B FF 92 4-0 22 FC6-4 BB	4	0	0	0	1	3	1
18 Neil Walker, S (1, 4) OBP: 0.361, SLG: 0.426	C FF 91 F FF 92 F FF 91 B CU 82 S CH 77 1-3 ② K		B CH 79 B FF 91 F FF 90 B CU 82 B FF 92 4-1 22 HR BB			X CU 77 0-0 46 14 1B 1B	B SL 78 B SI 89 F SI 90 B SL 79 C SI 89 X SI 90 3-2 65 CS 22 PB 1-3 1B		B CU 75 F FF 92 S CU 76 C FF 92 1-3 ① K	4	2	2	0	1	2	1
22 Andrew McCutchen, R (1, 8) OBP: 0.419, SLG: 0.640	C FF 91 B FF 92 F FF 91 B FF 92 S CH 79 2-3 ③ K		F FF 91 S CH 78 X FF 91 0-2 1-H HR			D FF 88 C FF 89 F CH 79 1 SAFE B FF 90 F CH 78 C CH 79 2-3 ① K	B SL 80 B SI 89 B FC 88 B FC 86 4-0 65 CS 1-2 3-H BB		B FF 94 B CH 82 X FF 93 2-0 ② FC6-4 26 HBP 1-2f	4	1	1	2	1	2	2
46 Garrett Jones, L (1, 9) OBP: 0.293, SLG: 0.502 65 Matt Hague, R (7, PH) OBP: 0.270, SLG: 0.257 30 Chris Resop, R (7, 1) 39 Jason Grilli, R (8, 1) 26 Rod Barajas, R (9, PH) OBP: 0.291, SLG: 0.377 52 Joel Hanrahan, R (9, 1)		B FF 89 B FF 90 C FF 90 S CH 78 B FF 91 F CH 78 X FF 92 3-2 14 1B 1B	S CU 78 C FF 91 B CU 80 X CU 80 1-2 ③ G3-1			D CU 80 1 SAFE S FF 89 1 SAFE S FF 89 X FF 90 1-2 14 1B 1B	S CU 80 X CU 79 0-1 ② ③ L1 1-2 2-3		C CU 77 B FF 94 C CU 78 D FF 94 H CU 78 3-2 1-2 HBP	3 1 0 0 0 0	0 0 0 0 0 0	2 0 0 0 0 0	0 0 0 0 0 0	0 0 0 0 0 0	0 0 0 0 0 0	0 2 0 0 0 0
14 Casey McGehee, R (1, 3) OBP: 0.326, SLG: 0.417		B FF 90 C FF 91 D CU 81 B FF 90 X FF 91 3-1 1-3 1B	B CU 80 F FF 89 B FF 90 S FF 90 C CH 79 2-3 ① K			F FF 90 D CH 78 F FF 89 D CU 82 B CH 76 X FF 90 3-2 1-3 2-H 1B		B FF 95 X FF 94 1-0 HR	B CU 77 S CU 77 F CU 78 F CU 78 S CU 78 1-3 ③ K	5	1	3	2	0	2	2
24 Pedro Alvarez, L (1, 5) OBP: 0.302, SLG: 0.479		F CU 79 C CU 80 S FF 91 0-3 ① K	B FF 89 C FF 90 S CU 79 B CU 81 B FF 90 C FF 90 3-3 ② K			B CU 79 C CU 79 S CU 81 B FF 90 D CU 82 F CU 79 C CU 79 3-3 ② K		C CU 78 C CU 80 X FF 96 0-2 ① G5-3		4	0	0	0	0	3	4
55 Michael McKenry, R (1, 2) OBP: 0.323, SLG: 0.505		F CU 81 B FF 91 B FF 91 B CH 79 S FF 91 F FF 92 S CU 82 3-3 ② K	B CH 79 S CH 79 B FF 90 F FF 89 F CU 82 X CU 80 2-2 ③ G1-3			C SL 78 X SL 79 0-1 ③ F7		B FF 95 C CU 79 C CU 79 B FF 96 B CU 79 D FF 93 4-2 62 FC6-4 BB		3	0	0	0	1	1	4
12 Clint Barmes, R (1, 6) OBP: 0.228, SLG: 0.296		S CU 82 D CU 82 C FF 91 X CU 81 1-2 ③ P4			C FF 89 B CH 78 F FF 89 F CU 78 X CU 79 1-2 ① G5-3		X SI 89 0-0 E7 5 SH 1B	S CU 78 S CU 79 S CU 80 0-3 ② K		4	1	1	0	0	1	3
29 Kevin Correia, R (1, 1) OBP: 0.154, SLG: 0.154 5 Josh Harrison, R (7, PH) OBP: 0.288, SLG: 0.385 62 Gorkys Hernández, R (7, 7) OBP: 0.136, SLG: 0.095			B FF 89 C FF 90 B FF 90 S FF 90 C FF 91 2-3 ① K		B FF 88 C FF 89 X FF 90 1-1 ② P4		D SI 89 B SI 91 X SI 89 2-0 SH 18 1B 22 PB 2-H	B FF 93 F FF 94 F FF 93 X CU 80 1-2 ③ FC6-4 1-2f		2 0 1	0 1 0	0 0 0	0 0 0	0 0 0	1 0 0	0 0 1
Inning Stats	R: 0 E: 0 K: 3 S: 10 H: 0 LOB: 0 BB: 0 P: 13	R: 0 E: 0 K: 2 S: 16 H: 2 LOB: 2 BB: 0 P: 26	R: 2 E: 0 K: 2 S: 13 H: 1 LOB: 0 BB: 1 P: 20	R: 0 E: 0 K: 2 S: 10 H: 0 LOB: 0 BB: 0 P: 17	R: 0 E: 0 K: 0 S: 10 H: 0 LOB: 0 BB: 0 P: 14	R: 1 E: 0 K: 2 S: 17 H: 3 LOB: 2 BB: 0 P: 26	R: 2 E: 2 K: 1 S: 10 H: 2 LOB: 1 BB: 1 P: 19	R: 1 E: 0 K: 1 S: 12 H: 1 LOB: 1 BB: 1 P: 18	R: 0 E: 0 K: 2 S: 10 H: 0 LOB: 2 BB: 1 P: 21	1B: 7 2B: 0 3B: 0 HR: 2 SF: 0 SAC: 1 DP: 0 HBP: 1						

	AB	35
	R	6
	H	9
	RBI	4
	BB	4
	SO	15
	LOB	20

WP: 0 PA: 41
PB: 1
SB: 0
CS: 2

PITCHER		IP	WLS	BF	H	R	ER	SO	BB	IBB	HBP	BLK	WP	HR	S	P	ERA	WHIP
41 Marco Estrada, R ERA: 4.13	(1, 1)	5.2		24	6	3	3	11	1	0	0	0	0	1	74	114	4.76	1.235
50 Kameron Loe, R ERA: 4.12	(6, 1)	0.2	L	6	2	2	1	1	1	0	0	0	0	0	10	19	13.50	4.500
26 Manny Parra, L ERA: 4.2	(7, 1)	0.2		1	0	0	0	0	0	0	0	0	0	0	2	2	0.00	0.000
63 Tyler Thornburg, R ERA: 7.36	(8, 1)	2.0		10	1	1	1	3	2	0	1	0	0	1	22	39	4.50	1.500

PITCHER	IP	WLS	BF	H	R	ER	SO	BB	IBB	HBP	BLK	WP	HR	S	P	ERA	WHIP

Batter	1	2	3	4	5	6	7	8	9	AB	R	H	RBI	BB	SO	LOB
7 Norichika Aoki, L (1, 8) OBP: 0.370, SLG: 0.441	B FF 90 B FF 91 X FF 90 2-0 ① G3		X SI 90 0-0 8 BB 16 E 1B		B FF 89 F CH 85 C SL 86 B CU 77 F SL 86 X SL 87 2-2 ① F7		B FF 93 B SI 94 C FF 94 D CH 84 B FF 93 4-1 BB		C FF 95 F FF 96 X FF 94 0-2 ② P4	4	1	1	0	1	0	1
45 Travis Ishikawa, L (1, 3) OBP: 0.300, SLG: 0.444	F SI 92 C FF 92 B FF 91 B SL 86 B SI 92 F SI 92 F SI 91 T SL 86 3-2 ② K		X FF 87 0-0 ① F9		C CH 86 F SL 86 B SL 85 S CH 86 1-3 ② K		F FF 93 X FF 93 0-1 ③ F7		C FF 95 B FF 97 F FF 96 F SL 88 C FF 96 1-3 ③ K 1-2	5	0	0	0	0	3	4
8 Ryan Braun, R (1, 7) OBP: 0.401, SLG: 0.620	B FF 91 B CH 87 B FF 91 C SI 91 F FF 91 X SI 93 3-2 ③ G4-3		B CH 85 B FF 90 B CH 86 C SI 90 S SI 91 B SL 87 4-2 16 E 1 SF9 1-2 BB		X CU 79 0-0 ③ G5-3			B FF 94 C SL 83 B FF 94 F FF 95 F FF 96 B FF 95 B SL 83 4-2 1 1B BB		2	1	0	0	2	0	0
16 Aramis Ramirez, R (1, 5) OBP: 0.346, SLG: 0.472		B FC 91 B SL 87 B SI 91 C FF 89 X SL 86 3-1 1 3B 2B	C FF 91 X CU 80 0-1 E5 1 SF9 1-3 2-H			F FF 90 X FF 90 0-1 ① F9		F FF 96 1 SAFE X FF 95 0-1 ① F9		4	1	1	0	0	0	2
1 Corey Hart, R (1, 9) OBP: 0.322, SLG: 0.508		C SL 88 C SI 92 B SL 88 X SI 92 1-2 23 G6-3 2-H 3B	B SL 87 S SL 86 X CU 78 1-1 ② SF9 2-3 3-H			B SL 88 X FF 90 1-0 ② G6-3		F FF 95 S SL 84 F FF 94 B FF 95 X SL 84 1-2 1-2 1B		3	1	2	2	0	0	0
23 Rickie Weeks Jr., R (1, 4) OBP: 0.315, SLG: 0.342		B CU 75 X SL 87 1-0 ① G6-3 3-H	C FC 92 B SL 86 B SL 87 F SL 87 T FF 92 2-2 ③ K			B SI 90 B FF 91 B SL 88 C FF 90 S SL 88 S SI 91 3-3 ③ K		F FF 95 C FF 95 S FF 94 0-3 ② K		4	0	0	1	0	3	3
12 Martín Maldonado, R (1, 2) OBP: 0.320, SLG: 0.403		B FF 92 C SI 91 F SL 88 B CU 75 C SL 86 2-3 ② K	B CU 78 F SI 90 X SL 86 1-1 ① F7				C FF 94 X FF 94 0-1 9 G3-1 3 SH1-4 1B	F FF 94 B FF 94 C SL 83 X FF 94 1-2 ③ L8		4	0	1	0	0	1	2
3 Cesar Izturis, S (1, 6) OBP: 0.234, SLG: 0.281		C FF 92 F CU 75 X CU 76 0-2 2B	C SL 88 C FC 91 F FF 90 B CH 86 X SI 92 1-2 ② G4-3				X SI 94 0-0 ① SH1-4 1-2		C FF 94 B FF 93 B FF 95 B FF 96 C FF 95 X FF 95 3-2 ① G3	3	0	1	0	0	0	0
41 Marco Estrada, R (1, 1) OBP: 0.125, SLG: 0.250 50 Kameron Loe, R (6, 1) 26 Manny Parra, L (7, 1) 9 George Kottaras, L (7, PH) OBP: 0.426, SLG: 0.389 63 Tyler Thornburg, R (8, 1) OBP: 0.500, SLG: 1.000 2 Nyjer Morgan, L (9, PH) OBP: 0.300, SLG: 0.276		B FF 89 C FF 90 B FF 91 X SI 91 2-1 ③ F9	C FF 91 B FC 91 C FF 91 B SL 87 F FF 90 S SL 87 2-3 ③ K				B FF 92 B FF 94 S FF 94 X SI 94 2-1 ② G3-1 2-3		B FF 95 B FF 95 B FF 96 B FF 95 4-0 45 DI BB	2 0 0 1 0 0	0 0 0 0 0 0	0 0 0 0 0 1	0 0 0 0 0 0	0 0 0 0 0 0	1 0 0 0 0 0	1 0 0 1 0 0
Inning Stats	R: 0 E: 0 K: 1 S: 9 H: 0 LOB: 0 BB: 0 P: 17	R: 2 E: 0 K: 1 S: 14 H: 3 LOB: 1 BB: 0 P: 23	R: 2 E: 1 K: 1 S: 11 H: 1 LOB: 1 BB: 1 P: 18	R: 0 E: 0 K: 1 S: 10 H: 0 LOB: 0 BB: 0 P: 14	R: 0 E: 0 K: 1 S: 8 H: 0 LOB: 0 BB: 0 P: 11	R: 0 E: 0 K: 1 S: 6 H: 0 LOB: 0 BB: 0 P: 10	R: 0 E: 0 K: 0 S: 8 H: 1 LOB: 2 BB: 1 P: 14	R: 0 E: 0 K: 1 S: 15 H: 1 LOB: 2 BB: 1 P: 21	R: 0 E: 0 K: 1 S: 10 H: 0 LOB: 1 BB: 1 P: 18	1B: 3 2B: 2 3B: 1 HR: 0 SF: 1 SAC: 1 DP: 0 HBP: 0				WP: 0 PB: 0 SB: 0 CS: 0	PA: 38	

PITCHER		IP	WLS	BF	H	R	ER	SO	BB	IBB	HBP	BLK	WP	HR	S	P	ERA	WHIP
29 Kevin Correia, R ERA: 4.25	(1, 1)	6.0	W	24	4	4	2	6	1	0	0	0	0	0	58	93	3.00	0.833
30 Chris Resop, R ERA: 3.27	(7, 1)	1.0	H	5	1	0	0	0	1	0	0	0	0	0	8	14	0.00	2.000
39 Jason Grilli, R ERA: 1.82	(8, 1)	1.0	H	5	1	0	0	1	1	0	0	0	0	0	15	21	0.00	2.000
52 Joel Hanrahan, R ERA: 2.31	(9, 1)	1.0	S	4	0	0	0	1	1	0	0	0	0	0	10	18	0.00	1.000

PITCHER	IP	WLS	BF	H	R	ER	SO	BB	IBB	HBP	BLK	WP	HR	S	P	ERA	WHIP

BOTTOM

Pittsburgh Pirates @ Milwaukee Brewers

Miller Park, Milwaukee, WI

Sat Jul 14 2012, 6:10 PM - 9:33 PM CDT

Att. 42,029 - Partly Cloudy - 87 F

livebaseballscorecards.com

AB	32
R	4
H	6
RBI	3
BB	4
SO	8
LOB	14

Batter	1	2	3	4	5	6	7	8	9	AB	R	H	RBI	BB	SO	LOB
17 Drew Sutton, S (1, 7) OBP: 0.310, SLG: 0.431	C FF 89 B CU 79 C SI 90 B CU 78 B SL 85 S SI 92 3-3 ① K		X CU 80 0-0 ② F7			C SL 86 B FF 91 X CU 79 1-1 ① F7		S SI 93 B CH 84 F SI 92 B CU 77 C CU 76 2-3 ③ K		4	0	0	0	0	2	1
18 Neil Walker, S (1, 4) OBP: 0.359, SLG: 0.424	F SI 92 B SL 88 X SL 87 1-1 ① 22 FC5-4 1B		D CU 81 B CU 80 C SI 92 S FF 91 S FF 93 2-3 ③ K			C SL 86 F FF 93 S CU 81 0-3 ② K			C FF 95 B FF 96 X FF 96 1-1 ① G6-3	4	0	1	0	0	2	1
22 Andrew McCutchen, R (1, 8) OBP: 0.423, SLG: 0.651	S SL 87 B FF 92 1 SAFE C FF 93 B SL 89 X SL 87 2-2 ② FC5-4 1-2f			C SL 87 F FF 90 B SI 91 B CU 82 X SL 87 2-2 HR		B SI 92 B SI 94 C SI 93 F FF 94 B CU 82 X FF 95 3-2 1B			F FF 97 X FF 97 0-1 1B	4	1	3	1	0	0	1
46 Garrett Jones, L (1, 9) OBP: 0.288, SLG: 0.493	B SL 88 1 SAFE S FF 92 S CU 80 S CU 80 1-3 ③ K2-3			B CU 80 B SI 92 F SI 92 C SL 86 S CU 80 2-3 ① K		1 SAFE B CU 80 F FF 93 1 SAFE B FF 93 X SL 87 2-1 ③ G4-3			S FF 96 C CU 80 S FF 98 0-3 ② K	4	0	0	0	0	3	3
14 Casey McGehee, R (1, 3) OBP: 0.321, SLG: 0.409		C FF 91 B SL 88 B FF 92 F FF 91 F CU 80 X CU 80 2-2 ① G6-3		B CU 80 X SL 86 1-0 ② G6-3			C SI 91 F CU 79 C FF 92 0-3 ① K		D CU 82 B FF 98 C FF 98 X FF 98 2-1 ③ G4-3	4	0	0	0	0	1	1
24 Pedro Alvarez, L (1, 5) OBP: 0.299, SLG: 0.474		C CU 79 B FF 91 B SI 92 B CU 79 C SI 92 C SI 93 3-3 ② K		B CU 79 C SL 86 F SL 86 B FF 91 S CU 81 2-3 ③ K2-3			F FF 91 B SL 87 B SL 87 F SI 92 B CU 81 F SL 86 S FF 92 3-3 ② K			3	0	0	0	0	3	0
26 Rod Barajas, R (1, 2) OBP: 0.287, SLG: 0.371		C SL 87 C FF 93 B FF 92 S CU 80 1-3 ③ K			B FF 90 F SI 90 X SL 86 1-1 ① G5-3		C SL 85 B SI 92 B SI 93 S SL 87 F FF 93 S CU 80 2-3 ③ K			3	0	0	0	0	2	0
69 Jordy Mercer, R (1, 6) OBP: 0.222, SLG: 0.188			B FF 90 X FF 91 1-0 2B		C SI 91 B SL 87 C SI 91 B CU 80 F SL 86 F SI 92 F SI 91 C CU 80 2-3 ② K			B FF 91 C FF 92 C SI 92 F FF 94 S CU 76 1-3 ① K		3	0	1	0	0	2	0
34 A.J. Burnett, R (1, 1) OBP: 0.129, SLG: 0.069 5 Josh Harrison, R (8, PH) OBP: 0.286, SLG: 0.382 37 Juan Cruz, R (8, 1)			L FF 89 C FF 90 L CU 80 0-3 ① K		C SI 92 S FF 91 C FF 92 0-3 ③ K			C FF 92 X CH 82 0-1 ② G6-3		2 1 0	0 0 0	0 0 0	0 0 0	0 0 0	2 0 0	1 0 0
Inning Stats	R: 0 E: 0 K: 2 S: 11 H: 1 LOB: 1 BB: 0 P: 18	R: 0 E: 0 K: 2 S: 10 H: 0 LOB: 0 BB: 0 P: 16	R: 0 E: 0 K: 2 S: 8 H: 1 LOB: 1 BB: 0 P: 11	R: 1 E: 0 K: 2 S: 10 H: 1 LOB: 0 BB: 0 P: 17	R: 0 E: 0 K: 2 S: 11 H: 0 LOB: 0 BB: 0 P: 14	R: 0 E: 0 K: 1 S: 10 H: 1 LOB: 1 BB: 0 P: 16	R: 0 E: 0 K: 3 S: 11 H: 0 LOB: 0 BB: 0 P: 16	R: 0 E: 0 K: 2 S: 9 H: 0 LOB: 0 BB: 0 P: 12	R: 0 E: 0 K: 1 S: 9 H: 1 LOB: 1 BB: 0 P: 12	1B: 3 2B: 1 3B: 0 HR: 1	SF: 0 SAC: 0 DP: 0 HBP: 0			WP: 0 PB: 0 SB: 0 CS: 0	PA: 32		

TOP

Pittsburgh Pirates @ Milwaukee Brewers

Miller Park, Milwaukee, WI

Sun Jul 15 2012, 1:13 PM - 3:45 PM CDT

Att. 35,430 - Partly Cloudy - 85 F

livebaseballscorecards.com

AB	32
R	1
H	5
RBI	1
BB	0
SO	17
LOB	8

PITCHER		IP	WLS	BF	H	R	ER	SO	BB	IBB	HBP	BLK	WP	HR	S	P	ERA	WHIP
49 Yovani Gallardo, R ERA: 3.59	(1, 1)	7.0	W	25	4	1	1	14	0	0	0	0	0	1	71	108	1.29	0.571
57 Francisco Rodríguez, R ERA: 3.76	(8, 1)	1.0	H	3	0	0	0	2	0	0	0	0	0	0	9	12	0.00	0.000
59 John Axford, R ERA: 4.71	(9, 1)	1.0	S	4	1	0	0	1	0	0	0	0	0	0	9	12	0.00	1.000

PITCHER	IP	WLS	BF	H	R	ER	SO	BB	IBB	HBP	BLK	WP	HR	S	P	ERA	WHIP

Batter	1	2	3	4	5	6	7	8	9	AB	R	H	RBI	BB	SO	LOB
7 Norichika Aoki, L (1, 9) OBP: 0.368, SLG: 0.442	X FF 94 0-0 2 SH3-4 2B		C SI 94 B CH 88 C SI 94 S KC 84 1-3 K ①		S KC 82 D KC 84 B KC 82 X SI 94 2-1 G6-3 ③		B KC 82 B SI 91 X SI 93 2-0 G3 ①			4	0	1	0	0	1	1
2 Nyjer Morgan, L (1, 8) OBP: 0.300, SLG: 0.277 27 Carlos Gómez, R (9, 8) OBP: 0.278, SLG: 0.421	C FF 94 X KC 83 0-1 SH3-4 ① 2-3		F SI 93 C SI 94 B SI 94 X KC 82 1-2 G1-3 ②			C SI 93 B SI 93 X SI 93 1-1 8 8 1B E 1B	C SI 92 C KC 81 C SI 92 0-3 K ②			3 0	1 0	1 0	0 0	0 0	1 0	0 0
8 Ryan Braun, R (1, 7) OBP: 0.399, SLG: 0.615	S KC 84 B KC 86 D KC 85 F SI 96 C SI 95 2-3 K ②		B KC 84 F KC 83 X KC 84 1-1 L9 ③			1 SAFE B FF 94 X SI 95 1-0 E9 16 1B 1-H 1B	B CH 88 X CH 88 1-0 G6-3 ③			4	1	1	0	0	1	1
16 Aramis Ramirez, R (1, 5) OBP: 0.345, SLG: 0.470	C KC 84 S KC 85 S KC 86 0-3 K ③			X SI 93 0-0 G6-3 ①		X KC 84 0-0 1 S 23 2B 3-H 1B		B FF 95 F CH 81 C FF 95 B FF 95 B CH 84 X CH 84 3-2 F7 ①		4	1	1	1	0	1	1
1 Corey Hart, R (1, 3) OBP: 0.321, SLG: 0.505		B SI 94 X SI 94 1-0 23 FC6-4 1B		B FF 94 X KC 82 1-0 L7 ②		D KC 86 S KC 85 B KC 85 S KC 84 S KC 86 2-3 K ① 1-2		B SL 80 C SL 79 C FC 89 B FF 95 X FF 95 2-2 G6-3 ②		4	0	1	0	0	1	1
23 Rickie Weeks Jr., R (1, 4) OBP: 0.317, SLG: 0.345		X SI 95 0-0 FC6-4 14 FC5-4 12 1B 1-2f ①		B SI 93 C SI 92 S FF 94 S KC 84 1-3 K ③		C KC 83 D KC 83 X KC 84 1-1 12 2B 2-H 2B		B FC 90 F FC 89 B FF 94 B SL 79 D CH 85 4-1 BB		3	1	1	1	1	1	1
12 Martín Maldonado, R (1, 2) OBP: 0.333, SLG: 0.431		B FF 94 1 SAFE X FF 94 1-0 14 FC5-4 1-2 1B			B KC 81 X SI 92 1-0 2B	X SI 95 0-0 14 G5-3 2-H 2B		F FC 89 1 SAFE B FF 94 B FF 93 B FC 88 X CH 84 3-1 L5 ③		4	0	3	1	0	0	1
14 Jeff Bianchi, R (1, 6)		C FF 95 X KC 83 0-1 FC5-4 ② 1-2f 2-3			F FF 93 B SI 93 X KC 83 1-1 G1-3 ①	B KC 82 F KC 84 X KC 83 1-1 G5-3 ② 2-3				3	0	0	0	0	0	4
49 Yovani Gallardo, R (1, 1) OBP: 0.079, SLG: 0.105 57 Francisco Rodríguez, R (8, 1) 59 John Axford, R (9, 1)		C KC 82 B KC 83 X SI 94 1-1 G6-3 ③			B SI 93 B FF 92 B SI 92 C FF 92 F FF 92 C SI 94 3-3 K ②	B SI 92 X FF 92 1-0 F9 ③				3 0 0	0 0 0	0 0 0	0 0 0	0 0 0	1 0 0	4 0 0
Inning Stats	R: 0 E: 0 K: 2 S: 9 H: 1 LOB: 1 BB: 0 P: 11	R: 0 E: 0 K: 0 S: 7 H: 2 LOB: 2 BB: 0 P: 10	R: 0 E: 0 K: 1 S: 8 H: 0 LOB: 0 BB: 0 P: 11	R: 0 E: 0 K: 1 S: 5 H: 0 LOB: 0 BB: 0 P: 7	R: 0 E: 0 K: 1 S: 8 H: 1 LOB: 1 BB: 0 P: 15	R: 4 E: 1 K: 1 S: 13 H: 5 LOB: 1 BB: 0 P: 20	R: 0 E: 0 K: 1 S: 5 H: 0 LOB: 0 BB: 0 P: 8	R: 0 E: 0 K: 0 S: 9 H: 0 LOB: 1 BB: 1 P: 21		1B: 5 2B: 4 3B: 0 HR: 0 SF: 0 SAC: 1 DP: 0 HBP: 0				WP: 0 PB: 0 SB: 1 CS: 0 PA: 34	

PITCHER		IP	WLS	BF	H	R	ER	SO	BB	IBB	HBP	BLK	WP	HR	S	P	ERA	WHIP
34 A.J. Burnett, R ERA: 3.78	(1, 1)	7.0	L	30	9	4	4	7	0	0	0	0	0	0	55	82	5.14	1.286
37 Juan Cruz, R ERA: 2.67	(8, 1)	1.0		4	0	0	0	0	1	0	0	0	0	0	9	21	0.00	1.000

PITCHER	IP	WLS	BF	H	R	ER	SO	BB	IBB	HBP	BLK	WP	HR	S	P	ERA	WHIP

BOTTOM

Pittsburgh Pirates @ Milwaukee Brewers

Miller Park, Milwaukee, WI

Sun Jul 15 2012, 1:13 PM - 3:45 PM CDT

Att. 35,430 - Partly Cloudy - 85 F

livebaseballscorecards.com

AB	32
R	4
H	9
RBI	3
BB	1
SO	7
LOB	14

Pittsburgh Pirates @ Colorado Rockies

Coors Field, Denver, CO

Mon Jul 16 2012, 6:42 PM - 10:26 PM MDT

Att. 36,907 - Cloudy - 68 F

TOP

livebaseballscorecards.com

Batter	1	2	3	4	5	6	7	8	9	AB	R	H	RBI	BB	SO	LOB
7 Alex Presley, L (1, 7) OBP: 0.275, SLG: 0.393	B SI 87 B SI 85 C FF 86 B SI 88 C SI 84 X CH 80 3-2 22 G3 22 PB 1B		B CU 70 C SI 83 B SI 87 X CH 78 2-1 ③ F7		F CH 79 F FF 86 D SI 88 F CU 67 B FF 86 S CU 70 2-3 ③ K			C FF 91 C FF 93 B SL 85 B FF 93 B SL 84 X FF 91 3-2 ② G1-3		4	0	1	0	0	1	2
5 Josh Harrison, R (1, 9) OBP: 0.279, SLG: 0.373 17 Drew Sutton, S (8, PH) OBP: 0.308, SLG: 0.427 (8, 9)	D SI 85 B SI 83 C SI 84 1 SAFE F CH 78 X CH 76 2-2 ① F7			C CH 77 B FF 84 B CU 69 X CH 78 2-1 ① L6		C SL 85 B SL 86 B SI 93 F FF 93 F SL 86 X FF 93 2-2 ① G5-3		X SI 91 0-0 ③ G4-3		3 1	0 0	0 0	0 0	0 0	0 0	1 0
22 Andrew McCutchen, R (1, 8) OBP: 0.424, SLG: 0.649	F CH 78 F CH 78 B FF 86 F SI 86 F CU 68 B SI 90 D CU 69 X SI 87 3-2 ② G3 1-3			B FF 84 X CU 69 1-0 14 CS 1B		X CU 78 0-0 ② G6-3			C FF 91 X FF 92 0-1 18 1B 24 HR 1B	4	1	2	0	0	0	1
14 Casey McGehee, R (1, 3) OBP: 0.320, SLG: 0.406	B CH 78 X FF 85 1-0 ③ G5-3			C FF 85 1 SAFE T CH 77 B FF 85 1 SAFE X CU 67 1-2 ②③ G1-3 1-2		B SL 86 C FF 93 X SL 86 1-1 18 FC4-6 1B			X FF 91 0-0 ① P4	4	0	1	0	0	0	3
18 Neil Walker, S (1, 4) OBP: 0.364, SLG: 0.428		B FF 83 F CH 78 X FF 85 1-1 26 CS 1B			B CU 68 C SI 84 X SI 84 1-1 24 FC4-6 1B	X FF 92 0-0 ③ FC4-6 1-2f			B SL 80 B FF 90 X FF 91 2-0 1-2 24 HR 1B	4	1	3	0	0	0	1
24 Pedro Alvarez, L (1, 5) OBP: 0.301, SLG: 0.483		B CU 68 B SI 83 B FF 85 C SI 85 1 SAFE X FF 85 3-1 ① L8			F CH 79 X FF 85 0-1 ① FC4-6 12 1B 1-2f 1B		C CU 77 F FF 93 F FF 94 F CU 79 F FF 94 B FF 94 B CU 80 B FF 92 B CU 78 4-2 26 G6-4-3 BB		X FF 98 0-0 1-H 2-H HR	3	2	1	3	1	0	2
26 Rod Barajas, R (1, 2) OBP: 0.286, SLG: 0.368 69 Jordy Mercer, R (9, PR) OBP: 0.222, SLG: 0.188 39 Jason Grilli, R (9, 1)		B CH 76 B FF 84 X FF 86 2-0 ②③ F8 1-2			C CH 78 B CH 76 X FF 84 1-1 ② P3		C SL 84 X FF 92 0-1 ①② G6-4-3 1-2f		B FF 97 F CH 90 S FF 97 X FF 97 1-2 12 G5-4-3 1B	4 0 0	0 0 0	1 0 0	0 0 0	0 0 0	0 0 0	3 0 0
12 Clint Barmes, R (1, 6) OBP: 0.228, SLG: 0.296			B SI 83 X CH 76 1-0 ① G5-3		B SI 87 D SI 82 C CH 78 F CH 78 X CU 68 2-2 1B 1-3 1B		C CU 78 S SL 84 B FF 94 B SL 85 X SL 84 2-2 ③ L8		B FF 96 B FF 96 1 SAFE C FF 96 X FF 96 2-1 ②③ G5-4-3 1-2f	4	0	1	0	0	0	1
Jeff Karstens, R (1, 1) OBP: 0.143, SLG: 0.143 62 Gorkys Hernández, R (8, PH) OBP: 0.130, SLG: 0.091 44 Tony Watson, L (8, 1) 55 Michael McKenry, R (9, 2) OBP: 0.323, SLG: 0.505			C SI 85 B SI 87 X SI 86 1-1 ② G4-3		D CU 68 X SI 87 1-0 1-3 3-H 1B			M FF 91 B FF 91 X SL 83 1-1 ① G4-3		2 1 0 0	0 0 0 0	1 0 0 0	1 0 0 0	0 0 0 0	0 0 0 0	0 0 0 0
Inning Stats	R: 0 E: 0 K: 0 S: 12 H: 1 LOB: 1 BB: 0 P: 21	R: 0 E: 0 K: 0 S: 5 H: 1 LOB: 0 BB: 0 P: 11	R: 0 E: 0 K: 0 S: 5 H: 0 LOB: 0 BB: 0 P: 9	R: 0 E: 0 K: 0 S: 6 H: 1 LOB: 0 BB: 0 P: 10	R: 1 E: 0 K: 1 S: 14 H: 3 LOB: 2 BB: 0 P: 21	R: 0 E: 0 K: 0 S: 8 H: 1 LOB: 1 BB: 0 P: 11	R: 0 E: 0 K: 0 S: 10 H: 0 LOB: 0 BB: 1 P: 16	R: 0 E: 0 K: 0 S: 6 H: 0 LOB: 0 BB: 0 P: 10	R: 3 E: 0 K: 0 S: 10 H: 4 LOB: 1 BB: 0 P: 15	1B: 10 2B: 0 3B: 0 HR: 1 SF: 0 SAC: 0 DP: 2 HBP: 0						

	AB	34
	R	4
	H	11
	RBI	4
	BB	1
	SO	1
	LOB	14

WP: 0 PA: 35
PB: 1
SB: 0
CS: 2

PITCHER		IP	WLS	BF	H	R	ER	SO	BB	IBB	HBP	BLK	WP	HR	S	P	ERA	WHIP
26 Jeff Francis, L ERA: 4.76	(1, 1)	5.0		19	6	1	1	1	0	0	0	0	0	0	42	72	1.80	1.200
30 Josh Roenicke, R ERA: 2.33	(6, 1)	3.0	H	10	1	0	0	0	1	0	0	0	0	0	24	37	0.00	0.667
63 Rafael Betancourt, R ERA: 3.27	(9, 1)	0.1	H	3	2	2	2	0	0	0	0	0	0	0	4	6	54.00	6.000
49 Rex Brothers, L ERA: 3.93	(9, 1)	0.2	W	3	2	1	1	0	0	0	0	0	0	1	6	9	13.50	3.000

PITCHER		IP	WLS	BF	H	R	ER	SO	BB	IBB	HBP	BLK	WP	HR	S	P	ERA	WHIP

BOTTOM

Batter	1	2	3	4	5	6	7	8	9	AB	R	H	RBI	BB	SO	LOB
Dexter Fowler, S (1, 8) OBP: 0.384, SLG: 0.532	C FF 87 B FF 87 F CU 70 F FF 90 F SL 80 X CU 73 1-2 19 L6-3 1B		F FF 91 B SI 91 S CH 80 F CH 84 B SI 90 S CH 79 2-3 ② K		X CH 83 0-0 ① G3 2-3		B CU 70 B CH 78 F SI 90 F FF 90 F FF 90 F CH 82 X FF 92 2-2 ③ F7		B SL 81 C SL 81 X FF 92 1-1 ② SF8 3-H	4	0	1	1	0	1	1
19 Marco Scutaro, R (1, 4) OBP: 0.324, SLG: 0.367	C FF 89 1 SAFE 1 SAFE L SL 79 1 SAFE X SL 78 0-2 ①② L6-3 1-1		B FF 91 X FF 89 1-0 ③ F9		C CU 73 X CU 72 0-1 22 WP 3-H 1B			X SI 93 0-0 ① P4		4	0	1	1	0	0	1
22 Jordan Pacheco, R (1, 5) OBP: 0.335, SLG: 0.386	C FF 90 B CU 67 B FF 90 X SI 90 2-1 ③ G4-3			B FF 88 X FF 89 1-0 ① L8	1 SAFE C FF 90 S CH 79 B CH 82 X CU 70 1-2 ② G5-3 1-2			B SI 94 B SI 94 C SI 94 X SI 94 2-1 ② G6-3		4	0	0	0	0	0	1
5 Carlos González, L (1, 7) OBP: 0.389, SLG: 0.578		B FF 90 F SL 80 F SL 80 B FF 91 F CU 72 C SI 90 2-3 ① K		F CU 72 B CU 72 B FF 91 X FF 90 2-1 ② G6-3	S FF 90 S CH 80 X CH 81 0-2 ③ G3			B SI 94 B SI 93 C SL 83 X SI 93 2-1 3 S 1B		4	0	1	0	0	1	1
3 Michael Cuddyer, R (1, 3) OBP: 0.313, SLG: 0.479		X CH 84 0-0 2B		B SI 91 B CU 70 X FF 90 2-0 ③ F8		B CH 77 X SI 87 1-0 ① F9		1 SAFE C SI 93 F CH 85 F SI 95 1 SAFE F SI 94 1 SAFE B SI 93 F SL 84 4-2 B SL 82 B SI 93 D SL 84 1-2 BB		3	0	1	0	1	0	0
21 Tyler Colvin, L (1, 9) OBP: 0.330, SLG: 0.600		C CU 72 B FF 91 S CH 83 S CU 72 1-3 ② K			B FF 89 S FC 90 B FF 90 F CH 80 B CH 82 B CH 83 4-2 20 1B 14 1B BB	C SL 79 S CU 69 F FF 90 X CH 83 0-2 ② F7		S SL 82 S SL 83 S SL 83 0-3 ③ K		3	1	0	0	1	2	3
20 Wilin Rosario, R (1, 2) OBP: 0.292, SLG: 0.543		D SL 79 B SL 78 D SL 79 B FF 91 4-0 BB			B FF 91 X FF 90 1-0 14 1B 1 2B 1-3 1B	B CU 70 S CH 79 S CH 78 B FF 90 X CU 71 2-2 ③ G1-3			S SL 82 X FF 91 0-1 23 1B SF8 1B	3	2	2	0	1	0	0
14 Josh Rutledge, R (1, 6) OBP: 0.333, SLG: 0.333		S CU 71 B FF 92 X SL 79 1-1 ③ F7			X SI 91 0-0 1 S 1 2B 1-3 3-H 1B		C SI 88 X FF 89 0-1 ① G4-3		L FF 92 B FF 92 B FF 92 L FF 92 L SL 82 2-3 ① K	4	1	1	1	0	1	3
26 Jeff Francis, L (1, 1) 1 Eric Young Jr., S (5, PH) OBP: 0.364, SLG: 0.356 30 Josh Roenicke, R (6, 1) 63 Rafael Betancourt, R (9, 1) 49 Rex Brothers, L (9, 1) 23 Jason Giambi, L (9, PH) OBP: 0.388, SLG: 0.338 15 Jeremy Guthrie, R (9, PR) OBP: 0.120, SLG: 0.083			C FF 88 B FF 88 F FF 88 B CU 70 F FF 90 X FF 90 2-2 ① F7		C CU 71 S FF 92 D CU 73 B SI 91 X SI 91 2-2 G3 19 1B 1-H 3-H 2B		C SI 89 S CU 69 C SI 90 0-3 ② K		S FF 92 B FF 92 B FF 93 X FF 93 2-1 1-3 1B	1 1 1 0 0 0 1	0 1 0 0 0 0 0	0 1 0 0 0 1 0	0 2 0 0 0 0 1	0 0 0 0 0 0 0	0 0 1 0 0 0 0	0 0 0 0 0 0 0
Inning Stats	R: 0 E: 0 K: 0 S: 10 H: 1 LOB: 0 BB: 0 P: 13	R: 0 E: 0 K: 2 S: 10 H: 1 LOB: 2 BB: 1 P: 18	R: 0 E: 0 K: 1 S: 9 H: 0 LOB: 0 BB: 0 P: 14	R: 0 E: 0 K: 0 S: 4 H: 0 LOB: 0 BB: 0 P: 9	R: 4 E: 0 K: 0 S: 16 H: 4 LOB: 1 BB: 1 P: 24	R: 0 E: 0 K: 0 S: 8 H: 0 LOB: 0 BB: 0 P: 11	R: 0 E: 0 K: 1 S: 10 H: 0 LOB: 0 BB: 0 P: 12	R: 0 E: 0 K: 1 S: 13 H: 1 LOB: 2 BB: 1 P: 21	R: 1 E: 0 K: 1 S: 9 H: 2 LOB: 1 BB: 0 P: 14	1B: 7 2B: 3 3B: 0 HR: 0 SF: 1 SAC: 0 DP: 1 HBP: 0						

PITCHER	IP	WLS	BF	H	R	ER	SO	BB	IBB	HBP	BLK	WP	HR	S	P	ERA	WHIP
Jeff Karstens, R (1, 1) ERA: 4.15	7.0		28	6	4	4	4	2	0	0	0	1	0	67	101	5.14	1.143
44 Tony Watson, L (8, 1) ERA: 4.82	1.0		5	1	0	0	1	1	0	0	0	0	0	13	21	0.00	2.000
39 Jason Grilli, R (9, 1) ERA: 2.04	0.2	L	4	2	1	1	1	0	0	0	0	0	0	9	14	13.50	3.000

PITCHER	IP	WLS	BF	H	R	ER	SO	BB	IBB	HBP	BLK	WP	HR	S	P	ERA	WHIP

Pittsburgh Pirates @ Colorado Rockies

Coors Field, Denver, CO

Mon Jul 16 2012, 6:42 PM - 10:26 PM MDT

Att. 36,907 - Cloudy - 68 F

livebaseballscorecards.com

AB	33
R	5
H	9
RBI	5
BB	3
SO	6
LOB	10

WP: 1 PA: 37
PB: 0
SB: 2
CS: 0

Pittsburgh Pirates @ Colorado Rockies

Coors Field, Denver, CO

Tue Jul 17 2012, 6:41 PM - 10:02 PM MDT

Att. 42,574 - Cloudy - 88 F

livebaseballscorecards.com

Batter	1	2	3	4	5	6	7	8	9	AB	R	H	RBI	BB	SO	LOB
7 Alex Presley, L (1, 7) OBP: 0.274, SLG: 0.388	C FF 91 F SL 87 X FF 93 0-2 G6-3		B CU 76 B FF 92 B FF 91 C FF 91 F FF 92 X FF 93 3-2 17 G6-4-3 1B		C FF 93 3 SAFE X SL 85 0-1 G4-3 2-3 3-H		C ST 82 F FF 94 X ST 85 0-2 G6-3		B FF 92 B FF 91 X FF 90 2-0 G4-3	5	0	1	1	0	0	1
17 Drew Sutton, S (1, 9) OBP: 0.306, SLG: 0.421 62 Gorkys Hernández, R (7, 9) OBP: 0.167, SLG: 0.091	B FF 93 X FF 93 1-0 G6-3		C CH 86 C CU 77 B CU 78 X FF 93 1-2 G6-4-3 1-2f		C CU 75 X FF 94 0-1 22 1B 14 WP 3-H 1B		F FF 95 B FF 94 B ST 84 S ST 84 X ST 85 2-2 F8		H FF 93 1-0 14 F8 22 E HBP	4	1	1	1	0	0	1
										0	0	0	0	0	0	0
22 Andrew McCutchen, R (1, 8) OBP: 0.426, SLG: 0.657	X FF 94 0-0 G5-3			B FF 92 C CH 84 X SL 88 1-1 HR	C FF 92 X FF 93 0-1 14 WP 14 1B 1-3 1B		B ST 86 S ST 84 B FF 95 B ST 86 B ST 84 4-1 BB		1 SAFE 1 SAFE X FF 90 0-0 FC1 18 BB 1-2	4	2	2	1	1	0	1
14 Casey McGehee, R (1, 3) OBP: 0.318, SLG: 0.402		B FF 91 C CH 84 F SL 87 F SL 85 F FF 94 B FF 94 F SL 86 X FF 95 2-2 F9		C CH 87 X FF 92 0-1 F9	B CU 78 F FF 91 F SL 84 X CU 78 1-2 18 1B 1-H 3-H 1B		1 SAFE F ST 84 1 SAFE 1 SAFE F FF 93 S ST 83 0-3 K		B SL 88 B FF 91 F FF 90 B FF 91 X FF 92 3-1 F8 2-3	5	0	1	1	0	1	3
18 Neil Walker, S (1, 4) OBP: 0.370, SLG: 0.430		S CU 78 B FF 94 B CU 77 B FF 94 B FF 94 4-1 55 1B BB		B FF 92 B CH 86 S SI 87 F FF 93 B FF 94 X CH 86 3-2 F9	B KC 77 X FF 89 1-0 1-3 1B			B FF 91 X FF 91 1-0 55 2B 1B	C FF 92 B CU 76 B FC 89 B FF 92 B FF 92 4-1 1-2 BB	3	1	2	0	2	0	0
24 Pedro Alvarez, L (1, 5) OBP: 0.296, SLG: 0.474		C FF 94 D SL 86 B SL 85 F FF 93 X FF 94 2-2 P6		B CU 76 C FF 93 S SL 84 B FF 93 F SL 84 B FF 94 S SL 85 3-3 K	B KC 78 S KC 78 B FF 91 C FF 89 S KC 80 2-3 K			C FF 92 F FF 93 F FF 92 D SL 83 1 SAFE S SL 84 1-3 K	T FF 90 S FC 91 X SL 90 0-2 G4-3	5	0	0	0	0	3	7
55 Michael McKenry, R (1, 2) OBP: 0.336, SLG: 0.518		1 SAFE B FF 94 F FF 93 X FF 94 1-1 1-3 1B			B FF 90 B CH 86 F FF 91 B CH 85 B FF 92 4-1 45 SH2-4 12 BB 7 G4-3 BB	B ST 83 F FF 94 B ST 84 C ST 82 X ST 85 2-2 G5-3		B SL 83 B SL 84 X FF 92 2-0 46 PB 1-H 2B		3	1	2	1	1	0	0
12 Clint Barmes, R (1, 6) OBP: 0.229, SLG: 0.292		B CU 77 X FF 93 1-0 G1-3			C FF 92 B SL 84 P PO 84 1 SAFE B FF 92 B FF 92 4-1 7 G4-3 45 SH2-4 17 1B 1-2 BB	B ST 83 B FF 95 S FF 94 X FF 94 2-1 F9		X SL 84 0-0 G6-3		3	1	0	0	1	0	3
45 Erik Bedard, L (1, 1) OBP: 0.077, SLG: 0.077 48 Jared Hughes, R (7, 1) 46 Garrett Jones, L (8, PH) OBP: 0.287, SLG: 0.491 30 Chris Resop, R (8, 1) 37 Juan Cruz, R (9, 1) 52 Joel Hanrahan, R (9, 1)			B FF 89 C FF 90 F FF 92 T FF 94 1-2 K		L FF 90 X FF 92 0-1 SH2-4 1-2 2-3	X FF 94 0-0 G4-3		B FF 93 S SL 84 C FF 93 B SL 84 F SL 83 X FF 93 2-2 G3 2-3		2	0	0	0	1	0
										0	0	0	0	0	0	0
										1	0	0	0	0	0	1
										0	0	0	0	0	0	0
										0	0	0	0	0	0	0
										0	0	0	0	0	0	0

TOP	
AB	35
R	6
H	9
RBI	5
BB	5
SO	5
LOB	17

Inning Stats	1	2	3	4	5	6	7	8	9
	R: 0 E: 0 K: 0 S: 5	H: 0 LOB: 0 BB: 0 P: 6	R: 0 E: 0 K: 0 S: 13	H: 1 LOB: 2 BB: 1 P: 23	R: 0 E: 0 K: 1 S: 9	H: 1 LOB: 0 BB: 0 P: 14	R: 1 E: 0 K: 1 S: 11	H: 1 LOB: 0 BB: 0 P: 18	R: 4 E: 0 K: 1 S: 18	H: 4 LOB: 2 BB: 2 P: 29	R: 0 E: 0 K: 0 S: 6	H: 0 LOB: 0 BB: 0 P: 10	R: 0 E: 0 K: 1 S: 10	H: 0 LOB: 1 BB: 1 P: 16	R: 1 E: 0 K: 1 S: 11	H: 2 LOB: 1 BB: 0 P: 17	R: 0 E: 1 K: 0 S: 8	H: 0 LOB: 3 BB: 1 P: 18

1B: 7	SF: 0	WP: 1	PA: 42
2B: 1	SAC: 1	PB: 1	
3B: 0	DP: 1	SB: 0	
HR: 1	HBP: 1	CS: 0	

PITCHER		IP	WLS	BF	H	R	ER	SO	BB	IBB	HBP	BLK	WP	HR	S	P	ERA	WHIP
53 Christian Friedrich, L ERA: 5.85	(1, 1)	4.2	L	22	6	5	5	2	3	0	0	0	1	1	52	83	9.64	1.929
51 Matt Reynolds, L ERA: 3.32	(5, 1)	0.1		2	1	0	0	1	0	0	0	0	0	0	4	7	0.00	3.000
37 Adam Ottavino, R ERA: 4.78	(6, 1)	2.0		7	0	0	0	1	1	0	0	0	0	0	16	26	0.00	0.500
47 Mike Ekstrom, R ERA: 3.0	(8, 1)	1.0		5	2	1	1	1	0	0	0	0	0	0	11	17	9.00	2.000
59 Carlos Torres, R ERA: 2.61	(9, 1)	1.0		6	0	0	0	0	1	0	1	0	0	0	8	18	0.00	1.000

PITCHER		IP	WLS	BF	H	R	ER	SO	BB	IBB	HBP	BLK	WP	HR	S	P	ERA	WHIP

Batter	1	2	3	4	5	6	7	8	9	AB	R	H	RBI	BB	SO	LOB
1 Eric Young Jr., S (1, 9) OBP: 0.346, SLG: 0.337	C SI 88 F FF 88 X SI 90 0-2 ① G6-3	F CU 76 B SI 90 S CU 76 F SI 90 S SI 90 1-3 ③ K		F CU 74 F FF 91 D CU 74 C FF 89 1-3 ② K			X SI 90 0-0 ② G6-3		C FF 93 C FF 94 B FF 94 X SL 79 1-2 ① G6-3	5	0	0	0	0	2	2
19 Marco Scutaro, R (1, 4) OBP: 0.325, SLG: 0.367	B FF 90 B SI 91 C FF 87 B CH 79 C FF 87 X FF 87 3-2 ② F8		C SI 90 X CU 74 0-1 5 G4-6-3 3 E 1B 1B	X SI 91 0-0 ③ F8			C SI 90 X SI 91 0-1 5 BB BB 1B		B FF 94 C FC 88 B FF 95 B FF 95 X FF 94 3-1 ② F8	5	1	2	0	0	0	1
Dexter Fowler, S (1, 8) OBP: 0.391, SLG: 0.533	F SI 90 B CH 78 C FF 87 X SI 92 1-2 3 BB 5 1B 1B		X SI 90 0-0 5 G4-6-3 1-2 1B		B SI 90 F SI 90 B CH 75 S SI 90 X FF 90 2-2 ① G5-3		D CU 75 B CH 77 F FF 90 B SI 91 F SI 89 B FC 90 4-2 5 BB 1-2 BB		B FF 95 C CH 84 B FF 94 B SL 79 B FF 94 4-1 3 BB 5 DI BB	3	0	2	0	2	0	0
5 Carlos González, L (1, 7) OBP: 0.395, SLG: 0.579	B SI 88 X SI 90 1-0 3 BB 1-2 1B		X SI 90 0-0 ① ② G4-6-3 1-2f 2-3		X CU 77 0-0 3 G6-4-3 1B		B SI 88 B FF 90 B SI 88 F SI 91 B CU 76 4-1 1-2 2-3 BB		B FF 93 C SL 77 S FF 94 B FC 88 B FC 88 B FC 88 4-2 3 BB 1-2 BB	3	0	2	0	2	0	2
3 Michael Cuddyer, R (1, 3) OBP: 0.314, SLG: 0.474	B CU 75 B SI 91 B CU 75 B SI 90 4-0 1-2 2-3 BB		X FF 91 0-0 E7 3-H		C CU 75 B SI 91 C SI 91 F FF 88 X FF 91 1-2 ② ③ G6-4-3 1-2f		B SI 93 B FF 93 C SI 93 F SI 93 B SI 93 X FF 93 3-2 ③ F8		B FF 96 B FF 95 B FF 95 B FF 95 4-0 1-2 2-3 BB	3	0	0	0	2	0	4
22 Jordan Pacheco, R (1, 5) OBP: 0.333, SLG: 0.383 21 Tyler Colvin, L (9, PH) OBP: 0.329, SLG: 0.597	B FF 90 X SI 90 1-0 ③ G6-3		C CU 76 X SI 92 0-1 ③ G5-3			C CU 74 B CH 77 X FF 89 1-1 ① F8		C FF 92 C FF 93 F FF 92 X CU 79 0-2 14 FC5 20 G4-3 1B	C FF 97 S SL 89 D SL 88 B FF 97 S SL 87 2-3 ③ K	4 1	0 0	1 0	0 0	0 0	0 1	4 3
20 Wilin Rosario, R (1, 2) OBP: 0.291, SLG: 0.535		C CU 74 B CU 74 X SI 90 1-1 ① G5-3		B CU 74 C SI 90 B CH 76 B CU 74 B FF 87 4-1 14 3B BB		B SI 91 X CH 76 1-0 ② G6-3		F CU 79 B FF 94 B FF 94 C FF 93 X FF 94 2-2 ① G4-3 1-2		3	1	0	0	1	0	1
14 Josh Rutledge, R (1, 6) OBP: 0.316, SLG: 0.438		C FF 89 F CH 76 S CU 74 0-3 ② K2-3		1 SAFE X FF 90 0-0 1-H 3B		C CU 75 X CH 77 0-1 ③ G6-3		B FF 93 X FF 93 1-0 ② FC5 2-3		4	0	1	1	0	1	1
53 Christian Friedrich, R (1, 1) OBP: 0.208, SLG: 0.095 51 Matt Reynolds, L (5, 1) 37 Adam Ottavino, S (6, 1) 12 Andrew Brown, R (7, PH) 47 Mike Ekstrom, R (8, 1) 23 Jason Giambi, L (8, PH) OBP: 0.384, SLG: 0.333 59 Carlos Torres, R (9, 1)		C FF 89 X FF 92 0-1 1B		B CU 74 S CU 75 F SI 90 C SI 90 1-3 ① K			B CU 73 B SI 89 B SI 90 C FF 88 F FF 86 X SI 89 3-2 ① F9	B FF 93 X CH 84 1-0 ③ G5-3		2 0 0 1 0 0 1	0 0 0 0 0 0 0	1 0 0 0 0 0 0	0 0 0 0 0 0 0	0 0 0 0 0 0 0	1 0 0 0 0 0 1	1 0 0 0 0 0 0
Inning Stats	R: 0 E: 0 K: 0 S: 11 H: 2 LOB: 3 BB: 1 P: 21	R: 0 E: 0 K: 2 S: 11 H: 1 LOB: 1 BB: 0 P: 13	R: 1 E: 1 K: 0 S: 7 H: 2 LOB: 1 BB: 0 P: 7	R: 1 E: 1 K: 2 S: 9 H: 1 LOB: 1 BB: 1 P: 15	R: 0 E: 0 K: 0 S: 8 H: 1 LOB: 0 BB: 0 P: 11	R: 0 E: 0 K: 0 S: 5 H: 0 LOB: 0 BB: 0 P: 7	R: 0 E: 0 K: 0 S: 12 H: 1 LOB: 3 BB: 2 P: 26	R: 0 E: 0 K: 0 S: 9 H: 1 LOB: 1 BB: 0 P: 13	R: 0 E: 0 K: 1 S: 11 H: 0 LOB: 3 BB: 3 P: 29	1B: 8 2B: 0 3B: 1 HR: 0	SF: 0 SAC: 0 DP: 2 HBP: 0					WP: 0 PB: 0 SB: 0 CS: 0	PA: 42

PITCHER		IP	WLS	BF	H	R	ER	SO	BB	IBB	HBP	BLK	WP	HR	S	P	ERA	WHIP
45 Erik Bedard, L ERA: 4.55	(1, 1)	6.2	W	31	8	2	1	4	4	0	0	0	0	0	60	94	1.35	1.800
48 Jared Hughes, R ERA: 2.06	(7, 1)	0.1	H	1	0	0	0	0	0	0	0	0	0	0	3	6	0.00	0.000
30 Chris Resop, R ERA: 3.2	(8, 1)	1.0		4	1	0	0	0	0	0	0	0	0	0	9	13	0.00	1.000
37 Juan Cruz, R ERA: 2.61	(9, 1)	0.2		4	0	0	0	0	2	0	0	0	0	0	8	20	0.00	3.000
52 Joel Hanrahan, R ERA: 2.29	(9, 1)	0.1	S	2	0	0	0	1	1	0	0	0	0	0	3	9	0.00	3.000

PITCHER	IP	WLS	BF	H	R	ER	SO	BB	IBB	HBP	BLK	WP	HR	S	P	ERA	WHIP

BOTTOM

Pittsburgh Pirates @ Colorado Rockies

Coors Field, Denver, CO

Tue Jul 17 2012, 6:41 PM - 10:02 PM MDT

Att. 42,574 - Cloudy - 88 F

livebaseballscorecards.com

AB	35
R	2
H	9
RBI	1
BB	7
SO	5
LOB	20

Batter	1	2	3	4	5	6	7	8	9	AB	R	H	RBI	BB	SO	LOB
7 Alex Presley, L (1, 7) OBP: 0.272, SLG: 0.384	C FC 90 S FF 90 B SL 85 B SL 84 F FF 92 X FF 92 2-2 18 FC4-6 1B		B FF 90 C CH 83 X FF 92 1-1 ① L3	C FF 88 C KC 79 T FF 88 0-2 ① K		F FF 94 S SL 87 X SL 85 0-2 ① G4-3		C FF 90 B CU 72 F FF 89 C FF 91 1-3 ③ K		5	0	1	0	0	2	2
18 Neil Walker, S (1, 4) OBP: 0.367, SLG: 0.425	F SI 90 S FF 91 F FF 92 B SL 85 X CH 84 1-2 ① FC4-6 22 FC6-4 1-2f		B CU 74 T CH 83 B FF 91 F SL 86 F SI 93 S CU 84 2-3 ② K	C FF 88 B FF 89 C FF 91 B CH 85 S CH 84 2-3 ② K		B FF 94 B FF 95 B FF 94 B SI 94 4-0 22 G6-4-3 BB			B FC 92 B FC 91 C FC 92 B CH 86 X FC 91 3-1 ① G6-3	4	0	0	0	1	2	2
22 Andrew McCutchen, R (1, 8) OBP: 0.423, SLG: 0.649	S SL 84 F FF 91 X SL 84 0-2 ② FC6-4 1-2f		B FF 93 B CH 84 B SL 85 B FF 93 4-0 46 HR 1-2 BB	B FF 89 B CH 82 X FF 89 2-0 ③ G4-3		1 SAFE B FF 94 X FF 95 1-0 ②③ G6-4-3 1-2f			B FC 92 X FC 92 1-0 ② F8	4	1	0	0	1	0	2
46 Garrett Jones, L (1, 9) OBP: 0.293, SLG: 0.511 62 Gorkys Hernández, R (9, PR) OBP: 0.167, SLG: 0.091 (9, 9)	1 SAFE B SI 91 B FF 92 C FF 93 F CH 84 B SI 93 F SL 85 F FF 94 X FF 94 3-2 G4-3		X CH 85 0-0 1-H 2-H HR		F B FF 88 F FF 88 B CH 80 F CH 83 X KC 79 2-2 14 HR 1B		F FF 91 C FF 95 B FF 95 S FF 95 1-3 ① K		B FC 91 F SL 79 X FC 91 1-1 2B	5 0	2 0	3 0	3 0	0 0	1 0	1 0
14 Casey McGehee, R (1, 3) OBP: 0.315, SLG: 0.410		C FC 90 C FF 90 F SL 85 F FC 92 F SI 92 X SL 86 0-2 ① G4-3	B SI 94 F SL 86 X FF 93 1-1 E5 24 1B 12 1B		X FF 88 0-0 1-H HR		C SI 93 B CH 89 B CH 90 S FF 94 S SL 88 2-3 ② K		X FC 93 0-0 ③ F9	5	2	1	2	0	1	1
24 Pedro Alvarez, L (1, 5) OBP: 0.299, SLG: 0.486		F FC 92 B FF 93 X FF 92 1-1 HR	C CU 75 B SI 93 B FF 93 X CU 76 2-1 26 HBP 12 1B 1-3 1B		B FF 90 C KC 79 S FF 89 S FF 88 1-3 ① K		B SL 86 F FF 95 S SL 87 S SL 88 1-3 ③ K			4	2	2	1	0	2	0
26 Rod Barajas, R (1, 2) OBP: 0.290, SLG: 0.383		X FF 93 0-0 ② F9	B SL 86 F SL 84 F FF 93 H SL 85 2-2 12 1B 1-2 HBP	B CH 82 S CH 80 B FF 89 X FF 89 2-1 HR				C SL 84 B FF 91 F FF 91 F CU 73 F SL 88 S FF 92 1-3 ① K		3	1	1	1	0	1	0
12 Clint Barmes, R (1, 6) OBP: 0.229, SLG: 0.292		B FF 93 X SI 92 1-0 ③ G5-3	C SL 84 B FF 94 X FF 93 1-1 1-3 2-H 3-H 1B		B FF 90 X FF 90 1-0 ② F8			C SL 84 X FF 92 0-1 ② F9		4	0	1	2	0	0	0
53 James McDonald, L (1, 1) OBP: 0.220, SLG: 0.158 32 Brad Lincoln, L (6, 1) OBP: 0.200, SLG: 0.200 5 Josh Harrison, R (8, PH) OBP: 0.285, SLG: 0.378 39 Jason Grilli, R (8, 1) 44 Tony Watson, L (8, 1) 52 Joel Hanrahan, R (9, 1)			C FF 91 S SL 84 F FF 92 X FF 92 0-2 ③ L1		F FF 92 X FF 92 0-1 1B				3 0 1 0 0 0 0	1 0 0 0 0 0 0	1 0 1 0 0 0 0	0 0 0 0 0 0 0	0 0 0 0 0 0 0	1 0 0 0 0 0 0	2 0 0 0 0 0 0
Inning Stats	R: 0 E: 0 K: 0 S: 16 H: 1 LOB: 1 BB: 0 P: 22	R: 1 E: 0 K: 0 S: 10 H: 1 LOB: 0 BB: 0 P: 12	R: 5 E: 1 K: 2 S: 23 H: 4 LOB: 2 BB: 1 P: 37	R: 0 E: 0 K: 2 S: 7 H: 0 LOB: 0 BB: 0 P: 11	R: 3 E: 0 K: 1 S: 15 H: 3 LOB: 0 BB: 0 P: 21	R: 0 E: 0 K: 0 S: 4 H: 0 LOB: 0 BB: 1 P: 9	R: 0 E: 0 K: 3 S: 9 H: 0 LOB: 0 BB: 0 P: 13	R: 0 E: 0 K: 2 S: 12 H: 1 LOB: 1 BB: 0 P: 14	R: 0 E: 0 K: 0 S: 6 H: 1 LOB: 1 BB: 0 P: 11	1B: 6 2B: 1 3B: 0 HR: 4	SF: 0 SAC: 0 DP: 1 HBP: 1			WP: 0 PB: 0 SB: 0 CS: 0	PA: 41		

TOP

Pittsburgh Pirates @ Colorado Rockies

Coors Field, Denver, CO

Wed Jul 18 2012, 1:13 PM - 4:23 PM MDT

Att. 30,842 - Partly Cloudy - 88 F

livebaseballscorecards.com

AB	38
R	9
H	11
RBI	9
BB	2
SO	10
LOB	10

PITCHER		IP	WLS	BF	H	R	ER	SO	BB	IBB	HBP	BLK	WP	HR	S	P	ERA	WHIP
15 Jeremy Guthrie, R ERA: 6.35	(1, 1)	2.2		17	6	6	4	1	1	0	1	0	0	2	46	68	13.50	2.625
51 Matt Reynolds, L ERA: 3.86	(3, 1)	1.2	L	8	3	3	3	4	0	0	0	0	0	2	20	29	16.20	1.800
47 Mike Ekstrom, R ERA: 2.45	(5, 1)	0.2		2	0	0	0	0	0	0	0	0	0	0	5	6	0.00	0.000
49 Rex Brothers, L ERA: 3.72	(6, 1)	2.0		6	0	0	0	3	1	0	0	0	0	0	13	22	0.00	0.500
34 Matt Belisle, R ERA: 2.2	(8, 1)	1.0		4	1	0	0	2	0	0	0	0	0	0	12	14	0.00	1.000

PITCHER		IP	WLS	BF	H	R	ER	SO	BB	IBB	HBP	BLK	WP	HR	S	P	ERA	WHIP
63 Rafael Betancourt, R ERA: 3.18	(9, 1)	1.0		4	1	0	0	0	0	0	0	0	0	0	6	11	0.00	1.000

BOTTOM

Pittsburgh Pirates @ Colorado Rockies

Coors Field, Denver, CO

Wed Jul 18 2012, 1:13 PM - 4:23 PM MDT

Att. 30,842 - Partly Cloudy - 88 F

livebaseballscorecards.com

Batter	1	2	3	4	5	6	7	8	9	AB	R	H	RBI	BB	SO	LOB
Dexter Fowler, S (1, 8) OBP: 0.391, SLG: 0.540	B FF 90 B FF 90 X FF 90 2-0 HR	C CU 77 B CU 77 B CU 75 D SL 80 B FF 93 4-1 12 1B 19 G6-3 BB		C FF 91 B CU 75 X FF 92 1-1 ① F9	C FF 92 B CU 76 X CU 75 1-1 ③ L7			X FF 94 0-0 ① B5		4	1	1	1	1	0	2
19 Marco Scutaro, R (1, 4) OBP: 0.329, SLG: 0.367	B FF 91 B FF 90 B FF 91 B FF 89 4-0 5 HR BB	B FF 92 C FF 92 F CU 75 X SL 80 1-2 ② G6-3 **1-2** **2-3** **3-H**		B FF 89 B FF 90 C FF 90 F FF 90 F SL 80 B FF 90 B SI 91 4-2 5 G4-3 12 1B BB		B FF 93 B FF 93 C FF 92 X FF 93 2-1 ① G4-3		C SL 83 F SL 83 F FF 95 F FF 94 F SL 83 D SL 83 B FF 94 B FF 94 F FF 95 3-2 F FF 95 X FF 95 5 G4-3 1B **1-2**		3	2	1	1	2	0	2
5 Carlos González, L (1, 7) OBP: 0.395, SLG: 0.584	B SL 76 B FF 90 C FF 92 X FF 92 2-1 **1-H** HR	I IN 55 I IN 58 4-0 12 1B IBB		B FF 92 S SL 78 X FF 92 1-1 ② G4-3 **1-2**		C CU 81 S CU 83 S CU 83 0-3 ② K		F SI 93 X SI 93 0-1 ② G4-3 **1-2** **2-3**		4	1	1	2	1	1	3
12 Andrew Brown, R (1, 9) OBP: 0.500, SLG: 0.667	S FF 92 B CU 75 C SL 77 B SL 78 F SL 80 F FF 92 X FF 93 2-2 ① F9	D CU 76 X SI 91 1-0 **1-2** **2-3** **3-H** 1B		C SL 79 B SL 79 C CU 74 F CU 76 X SL 80 1-2 21 1B **2-H** 1B		S FF 93 T FF 94 B FF 96 F FF 96 F CU 85 B CU 84 F FF 95 X CH 86 2-2 2B		F SI 95 F SL 83 S SI 93 0-3 ③ K		5	0	3	2	0	1	2
21 Tyler Colvin, L (1, 3) OBP: 0.326, SLG: 0.587	B SL 79 C FF 92 X FF 93 1-1 ② G4-3	B CU 76 T FF 92 X FF 92 1-1 ③ F7		B CU 74 B SI 92 X FF 93 2-0 **1-2** 1B		C CU 82 C FF 94 B CU 84 F CU 85 S FF 94 1-3 ③ K			S FF 95 B FF 95 S SL 88 S SL 86 1-3 ① K	5	0	1	0	0	2	4
55 Ramon Hernandez, R (1, 2) OBP: 0.237, SLG: 0.355	X FF 92 0-0 ③ F8	F FF 90 C CU 74 B FF 92 X CU 76 1-2 ① G5-3	S CU 75 B SI 93 B CU 75 B FF 90 F FF 91 X FF 92 3-2 ③ F9				B FF 93 X FF 93 1-0 ① G6-3		F FF 96 C SL 87 S SL 85 0-3 ② K	5	0	0	0	0	1	2
22 Jordan Pacheco, R (1, 5) OBP: 0.335, SLG: 0.384		B FF 90 C FF 92 F FF 91 B CU 77 F FF 93 X SL 79 2-2 14 2B 19 G6-3 1B	C SI 92 B CU 77 X FF 92 1-1 1B		B FF 89 C FF 91 B CU 74 X FF 91 2-1 ① G3		C FF 93 X FF 93 0-1 ② G6-3		X FF 96 0-0 ③ F8	5	1	2	0	0	0	0
14 Josh Rutledge, R (1, 6) OBP: 0.348, SLG: 0.500		C FF 92 X FF 92 0-1 19 G6-3 12 1B **1-3** 2B	1 SAFE B CU 73 S SL 77 1 SAFE X SL 77 1-1 ② L5		B FF 92 B FF 90 C FF 89 B FF 91 X FF 90 3-1 1B		B CU 82 X FF 93 1-0 ③ F9			4	1	2	0	0	0	1
15 Jeremy Guthrie, R (1, 1) OBP: 0.115, SLG: 0.080 51 Matt Reynolds, L (3, 1) 47 Mike Ekstrom, R (5, 1) 1 Eric Young Jr., S (5, PH) OBP: 0.343, SLG: 0.333 49 Rex Brothers, L (6, 1) 34 Matt Belisle, R (8, 1) 3 Michael Cuddyer, R (8, PH) OBP: 0.316, SLG: 0.474 63 Rafael Betancourt, R (9, 1)		S FF 92 S CU 76 B CU 76 S CU 76 1-3 ① K	B FF 89 C FF 89 B FF 91 F FF 90 F FF 92 C FF 92 2-3 ③ K		X FF 90 0-0 ② P6			B SL 82 B FF 94 B FF 93 C FF 93 B FF 94 4-1 5 G4-3 19 1B BB		1 1 0 1 0 0 0 0	0 0 0 0 0 0 0 0	0 0 0 0 0 0 0 0	0 0 0 0 0 0 1 0	1 1 0 0 0 0 0 0	2 1 0 1 0 0 0 0
Inning Stats	R: 3 E: 0 K: 0 S: 11 H: 2 LOB: 0 BB: 1 P: 22	R: 2 E: 0 K: 1 S: 16 H: 3 LOB: 3 BB: 2 P: 30	R: 0 E: 0 K: 1 S: 11 H: 1 LOB: 1 BB: 0 P: 16	R: 1 E: 0 K: 0 S: 15 H: 2 LOB: 2 BB: 1 P: 27	R: 0 E: 0 K: 0 S: 7 H: 1 LOB: 1 BB: 0 P: 13	R: 0 E: 0 K: 2 S: 15 H: 1 LOB: 1 BB: 0 P: 20	R: 0 E: 0 K: 0 S: 4 H: 0 LOB: 0 BB: 0 P: 6	R: 0 E: 0 K: 1 S: 15 H: 1 LOB: 2 BB: 1 P: 22	R: 0 E: 0 K: 2 S: 7 H: 0 LOB: 0 BB: 0 P: 8	1B: 7 2B: 2 3B: 0 HR: 2	SF: 0 SAC: 0 DP: 0 HBP: 0		WP: 0 PB: 0 SB: 0 CS: 0	PA: 43			

PITCHER		IP	WLS	BF	H	R	ER	SO	BB	IBB	HBP	BLK	WP	HR	S	P	ERA	WHIP
53 James McDonald, R ERA: 2.93	(1, 1)	5.0	W	28	9	6	6	2	3	1	0	0	0	0	60	108	10.80	2.400
32 Brad Lincoln, R ERA: 2.93	(6, 1)	2.0	H	7	1	0	0	2	0	0	0	0	0	0	19	26	0.00	0.500
39 Jason Grilli, R ERA: 2.02	(8, 1)	0.1	H	3	1	0	0	0	1	0	0	0	0	0	10	17	0.00	6.000
44 Tony Watson, L ERA: 4.71	(8, 1)	0.2	H	2	0	0	0	1	0	0	0	0	0	0	5	5	0.00	0.000
52 Joel Hanrahan, R ERA: 2.23	(9, 1)	1.0	S	3	0	0	0	2	0	0	0	0	0	0	7	8	0.00	0.000

PITCHER	IP	WLS	BF	H	R	ER	SO	BB	IBB	HBP	BLK	WP	HR	S	P	ERA	WHIP

AB	38
R	6
H	11
RBI	6
BB	5
SO	7
LOB	20

Batter	1	2	3	4	5	6	7	8	9	AB	R	H	RBI	BB	SO	LOB
7 José Reyes, S (1, 6) OBP: 0.337, SLG: 0.389	B FF 89 X SL 86 1-0 HR		C CU 76 B FF 91 B FF 90 B FF 85 C FF 88 F SI 90 F FF 91 X SL 88 3-2 20 S 5 1B 1B	X FF 86 0-0 F8 ③			F FF 92 1 SAFE B CH 84 X FF 92 1-1 1 FC6-4 1-2 1B		F FF 96 B SL 86 S SL 87 S SL 88 1-3 K ② 1-2	5	1	3	1	0	1	3
1 Emilio Bonifácio, S (1, 8) OBP: 0.350, SLG: 0.331	S FF 91 B FF 89 F FF 90 F SL 85 B SL 86 F FF 90 X FF 91 2-2 45 S 45 G6-3 1B		C SL 88 C SL 87 F CU 76 F FF 89 B SL 85 S SL 88 1-3 K ①		B FF 89 C FF 89 F SI 89 B CH 84 X SI 89 2-2 G4-3 ①		D SI 92 D SI 92 D FF 93 C SI 92 X SI 91 3-1 FC6-4 ② 1-2f 2-3		C FF 97 F FF 96 S FF 96 0-3 K ③	5	1	1	0	0	2	6
45 Carlos Lee, R (1, 3) OBP: 0.344, SLG: 0.401	B FF 90 C FF 90 P PO 87 C SL 88 F FF 90 F FF 90 B SL 88 X FF 92 3-2 G6-3 ① 1-H		F SI 91 1 SAFE C FF 90 F SL 87 F FF 91 B FF 90 S FF 90 1-3 K ②		C FF 90 F FF 90 S CU 78 0-3 K ②		X SI 92 0-0 F9 ③			4	0	0	1	0	2	3
5 Logan Morrison, L (1, 7) OBP: 0.318, SLG: 0.421	B SL 86 F FF 91 F FC 89 F CU 76 B FF 90 B SL 86 X SL 85 3-2 F8 ②		B SL 87 X CU 76 1-0 1-2 1B		B FF 90 B CH 85 C FF 90 C SL 85 C SL 85 2-3 K ③			X FF 93 0-0 P3 ①		4	0	1	0	0	1	0
20 Justin Ruggiano, R (1, 9) OBP: 0.436, SLG: 0.680	C FC 90 S CU 78 X CU 79 0-2 F8 ③		C SL 86 C FF 89 B FF 90 B SL 86 B SL 86 F SL 86 F FF 90 S FF 88 3-3 K ③ 2-3			B FF 93 F FF 93 F FF 93 X FF 94 1-2 L8 ①		X FF 93 0-0 29 G4-3 1B		4	0	1	0	0	1	2
29 Greg Dobbs, L (1, 5)		C SI 89 B CU 76 F SL 88 B CH 84 F FF 86 F FF 89 X FF 86 2-2 12 G5-4-3 1B		X FF 90 0-0 G4-3 ①		C FF 92 B CU 82 X CU 82 1-1 G3 ②		B FF 93 C SL 81 1 SAFE X FF 93 1-1 G4-3 ②③ 1-2f		4	0	1	0	0	0	1
12 Omar Infante, R (1, 4) OBP: 0.313, SLG: 0.445		B SL 86 X SI 90 1-0 G5-4-3 ①② 1-2f	C FC 89 X FF 90 0-1 14 1B 47 SH1-4 1B			F FF 92 B CU 81 S FF 92 F FF 93 B CU 83 X FF 94 2-2 G6-3 ③			B FF 95 C FF 94 X FF 94 1-1 26 1B 1B	4	1	2	0	0	0	1
14 John Buck, R (1, 2) OBP: 0.305, SLG: 0.320		F FF 91 X FF 90 0-1 2B	C SL 86 X SL 85 0-1 47 SH1-4 1-3 1B				F FF 92 C FF 93 S FF 92 0-3 K ①		X FF 94 0-0 B3 ①	4	0	2	0	0	1	1
47 Ricky Nolasco, R (1, 1) OBP: 0.235, SLG: 0.194 17 Donovan Solano, R (7, PH) OBP: 0.390, SLG: 0.462 40 Mike Dunn, L (7, 1) 34 Edward Mujica, R (8, 1) 26 Austin Kearns, R (9, PH) OBP: 0.347, SLG: 0.452 2 Hanley Ramirez, R (9, PR) OBP: 0.322, SLG: 0.430		C FF 90 B SL 87 X FF 91 1-1 G1-3 ③	M FF 90 L SI 90 B FF 89 X FF 88 1-2 SH1-4 ② 1-2 3-H				C CU 79 B FF 92 F FF 93 F CU 80 B FF 93 B FF 92 X FF 94 3-2 1 FC6-4 7 1B 1B		X FF 96 0-0 7 S 1-3 1B	1 1 0 0 1 0	0 0 0 0 0 0	0 1 0 0 1 0	1 0 0 0 0 0	0 0 0 0 0 0	0 0 0 0 0 0	1 0 0 0 0 0
Inning Stats	R: 2 E: 0 K: 0 S: 19 H: 2 LOB: 0 BB: 0 P: 27	R: 0 E: 0 K: 0 S: 10 H: 2 LOB: 1 BB: 0 P: 14	R: 0 E: 0 K: 3 S: 21 H: 2 LOB: 2 BB: 0 P: 30	R: 1 E: 0 K: 0 S: 9 H: 2 LOB: 1 BB: 0 P: 10	R: 0 E: 0 K: 2 S: 9 H: 0 LOB: 0 BB: 0 P: 13	R: 0 E: 0 K: 0 S: 9 H: 0 LOB: 0 BB: 0 P: 13	R: 0 E: 0 K: 1 S: 12 H: 2 LOB: 2 BB: 0 P: 19	R: 0 E: 0 K: 0 S: 4 H: 1 LOB: 0 BB: 0 P: 5	R: 0 E: 0 K: 2 S: 10 H: 2 LOB: 3 BB: 0 P: 12	1B: 11 2B: 1 3B: 0 HR: 1 SF: 0 SAC: 1 DP: 2 HBP: 0						WP: 0 PB: 0 SB: 4 CS: 0 PA: 38	

PITCHER		IP	WLS	BF	H	R	ER	SO	BB	IBB	HBP	BLK	WP	HR	S	P	ERA	WHIP
29 Kevin Correia, R ERA: 4.31	(1, 1)	5.0	W	22	8	3	3	5	0	0	0	0	0	1	68	94	5.40	1.600
30 Chris Resop, R ERA: 3.11	(6, 1)	1.1	H	6	2	0	0	1	0	0	0	0	0	0	18	26	0.00	1.500
48 Jared Hughes, R ERA: 2.03	(7, 1)	0.2	H	2	0	0	0	0	0	0	0	0	0	0	3	6	0.00	0.000
39 Jason Grilli, R ERA: 1.96	(8, 1)	1.0	H	3	1	0	0	0	0	0	0	0	0	0	4	5	0.00	1.000
52 Joel Hanrahan, R ERA: 2.17	(9, 1)	1.0	S	5	2	0	0	2	0	0	0	0	0	0	10	12	0.00	2.000

PITCHER	IP	WLS	BF	H	R	ER	SO	BB	IBB	HBP	BLK	WP	HR	S	P	ERA	WHIP

TOP

Miami Marlins @ Pittsburgh Pirates

PNC Park, Pittsburgh, PA

Fri Jul 20 2012, 7:06 PM - 10:09 PM EDT

Att. 37,193 - Cloudy - 71 F

livebaseballscorecards.com

AB	37
R	3
H	13
RBI	3
BB	0
SO	8
LOB	18

MIAMI

Miami Marlins @ Pittsburgh Pirates

PNC Park, Pittsburgh, PA

Fri Jul 20 2012, 7:06 PM - 10:09 PM EDT

Att. 37,193 - Cloudy - 71 F

BOTTOM

Batter	1	2	3	4	5	6	7	8	9	AB	R	H	RBI	BB	SO	LOB
7 Alex Presley, L (1, 7) OBP: 0.272, SLG: 0.379	C FF 88 B FF 89 C CU 74 B SL 83 B FF 89 B SI 88 4-2 18 1B 46 1B BB		X FF 89 0-0 ① G3-1	F FF 92 F FF 91 B FF 91 S SL 84 1-3 ③ K			B FF 93 C FF 94 B FF 94 B FF 94 L FF 94 S FF 93 3-3 ① K			3	1	0	0	1	2	2
18 Neil Walker, S (1, 4) OBP: 0.369, SLG: 0.435	B SI 87 1 SAFE B FF 87 F FF 87 C SL 81 1 SAFE X SL 79 2-2 46 1B 1-2 1B		C FF 90 C CU 75 X FS 81 0-2 ② G3-1		F FF 90 S CU 75 B FF 90 B SL 84 X CU 74 2-2 HR		C SI 94 X CU 76 0-1 ② G6-3			4	1	2	1	0	0	1
22 Andrew McCutchen, R (1, 8) OBP: 0.427, SLG: 0.649	S SL 81 C FF 89 S FS 81 0-3 ① K		C SL 85 X FF 90 0-1 1B		X SL 83 0-0 14 G6-4-3 1B		I IN 77 I IN 76 I IN 77 I IN 75 4-0 IBB			3	0	2	0	1	1	2
46 Garrett Jones, L (1, 9) OBP: 0.293, SLG: 0.506 62 Gorkys Hernández, R (8, 9) OBP: 0.167, SLG: 0.091	X SL 82 0-0 24 WP 1-3 2-H 1B		C FS 78 F FS 80 1 SAFE 1 SAFE B FF 90 S CU 74 1-3 ③ K		1 SAFE B SI 89 1 SAFE 1 SAFE 1 SAFE F SI 88 X SL 80 1-1 ① F9		B SL 86 F SL 87 S FF 94 B FF 95 B SL 88 S FF 94 3-3 ③ K2-3			4 0	0 0	1 0	1 0	0 0	2 0	4 0
14 Casey McGehee, R (1, 3) OBP: 0.311, SLG: 0.403	S SL 85 B SL 84 S SL 85 S FS 82 1-3 ② K			C FF 90 B CU 76 C SL 82 B SL 83 F SL 82 X FF 90 2-2 ① G6-3	1 SAFE F SL 82 X FF 89 0-1 ②③ G6-4-3 1-2f			C FF 90 C FF 89 S SL 84 0-3 ① K		4	0	0	0	0	2	3
24 Pedro Alvarez, L (1, 5) OBP: 0.298, SLG: 0.493	C CU 75 C SL 86 F FS 81 B FF 90 B CU 74 S SL 81 2-3 ③ K 1-2			C FS 81 B SL 86 F FS 81 F FF 91 X CU 75 1-2 HR		X SI 88 0-0 ① G4-3		C FF 90 B FS 85 B FS 84 S FF 90 S FF 91 2-3 ② K		4	1	1	1	0	2	2
26 Rod Barajas, R (1, 2) OBP: 0.290, SLG: 0.386		C SI 91 B SI 92 B FF 91 X SL 86 2-1 ① P6		B FF 90 B SL 82 X FF 91 2-0 12 1B 2B		C FF 89 F FF 91 F SL 82 S FF 90 0-3 ② K		F FF 90 F FS 84 S SL 83 0-3 ③ K		4	1	1	0	0	2	0
12 Clint Barmes, R (1, 6) OBP: 0.230, SLG: 0.292 48 Jared Hughes, R (7, 1) 39 Jason Grilli, R (8, 1) 52 Joel Hanrahan, R (9, 1)		C SL 85 F FF 92 B SL 84 B SL 84 S SL 83 2-3 ② K		S CU 74 B SL 83 X CU 75 1-1 29 SH3 2-H 1B		X FF 91 0-0 ③ F8				3 0 0 0	0 0 0 0	1 0 0 0	1 0 0 0	0 0 0 0	1 0 0 0	0 0 0 0
29 Kevin Correia, R (1, 1) OBP: 0.148, SLG: 0.148 30 Chris Resop, R (6, 1) 69 Jordy Mercer, R (7, 6) OBP: 0.263, SLG: 0.294		C FF 91 X FF 92 0-1 ③ L9		L SI 87 X FF 87 0-1 ② SH3 1-2			F FF 94 C CU 75 B SL 89 B FF 94 X FF 95 2-2 2B			1 0 1	0 0 0	0 0 1	0 0 0	0 0 0	0 0 0	0 0 0
Inning Stats	R: 1 E: 0 K: 3 S: 16 H: 2 LOB: 2 BB: 1 P: 25	R: 0 E: 0 K: 1 S: 7 H: 0 LOB: 0 BB: 0 P: 11	R: 0 E: 0 K: 1 S: 9 H: 1 LOB: 1 BB: 0 P: 10	R: 2 E: 0 K: 1 S: 16 H: 3 LOB: 1 BB: 0 P: 23	R: 1 E: 0 K: 0 S: 8 H: 2 LOB: 0 BB: 0 P: 11	R: 0 E: 0 K: 1 S: 6 H: 0 LOB: 0 BB: 0 P: 6	R: 0 E: 0 K: 2 S: 11 H: 1 LOB: 2 BB: 1 P: 23	R: 0 E: 0 K: 3 S: 9 H: 0 LOB: 0 BB: 0 P: 11		1B: 5 2B: 2 3B: 0 HR: 2	SF: 0 SAC: 1 DP: 1 HBP: 0				WP: 1 PB: 0 SB: 0 CS: 0	PA: 34	

livebaseballscorecards.com

	AB	31
	R	4
	H	9
	RBI	4
	BB	2
	SO	12
	LOB	14

PITCHER		IP	WLS	BF	H	R	ER	SO	BB	IBB	HBP	BLK	WP	HR	S	P	ERA	WHIP
47 Ricky Nolasco, R ERA: 4.55	(1, 1)	6.0	L	26	8	4	4	7	1	0	0	0	1	2	62	86	6.00	1.500
40 Mike Dunn, L ERA: 4.81	(7, 1)	1.0		5	1	0	0	2	0	1	0	0	0	0	11	23	0.00	1.000
34 Edward Mujica, R ERA: 4.29	(8, 1)	1.0		3	0	0	0	3	0	0	0	0	0	0	9	11	0.00	0.000

PITCHER	IP	WLS	BF	H	R	ER	SO	BB	IBB	HBP	BLK	WP	HR	S	P	ERA	WHIP

Batter	1	2	3	4	5	6	7	8	9	AB	R	H	RBI	BB	SO	LOB
7 José Reyes, S (1, 6) OBP: 0.337, SLG: 0.390	B SI 92 X SI 93 1-0 P6		B SI 92 X SI 93 1-0 G4-3		C CH 87 S KC 81 S KC 81 0-3 K			X SI 89 0-0 45 1B 2B		4	0	1	0	0	1	0
1 Emilio Bonifácio, S (1, 8) OBP: 0.353, SLG: 0.331	C SI 93 C SI 91 B FF 92 F SI 92 B KC 84 X SI 93 2-2 45 G1-3 45 S 1B		B SI 92 B FF 92 C SI 92 L SI 91 B KC 84 F SI 93 B SI 92 4-2 BB			C FF 90 B KC 80 B FF 89 C SI 90 X SI 91 2-2 G6-3		C SI 92 S KC 80 B KC 81 B KC 81 B SI 91 C SI 91 3-3 K		3	0	1	0	1	1	1
45 Carlos Lee, R (1, 3) OBP: 0.342, SLG: 0.399	C FF 93 B FF 93 C KC 83 X KC 82 1-2 G1-3 1-3		1 SAFE 1 SAFE X SI 92 0-0 G5-3			X SI 91 0-0 G5-3		B SI 91 C KC 80 B SI 91 F SI 90 X SI 90 2-2 2-3 1B		4	0	1	0	0	0	2
5 Logan Morrison, L (1, 7) OBP: 0.317, SLG: 0.422	B SI 94 D KC 83 C KC 84 X SI 94 2-1 P6			F CH 87 B KC 82 X SI 92 1-1 G3-1		C SI 91 X FF 91 0-1 2B		C CU 84 B CU 86 C CU 84 B CU 84 F FF 95 S CU 85 2-3 K		4	0	1	0	0	1	3
20 Justin Ruggiano, R (1, 9) OBP: 0.430, SLG: 0.692		B KC 80 T FF 91 B KC 83 B FF 92 X SI 93 3-1 HR		C FF 92 B CH 88 S FF 92 B KC 82 X KC 82 2-2 G5-3		X KC 83 0-0 G6-3			F FF 93 F CU 82 C FF 94 0-3 K	4	1	1	1	0	1	1
29 Greg Dobbs, L (1, 5) OBP: 0.333, SLG: 0.383		X SI 93 0-0 G4-3		B SI 93 C KC 80 C KC 81 B KC 82 X SI 92 2-2 1B			B CH 86 C SI 92 X SI 91 1-1 12 G6-3 1B		C FF 94 F FF 94 B CU 85 X CU 85 1-2 G4-3	4	0	2	0	0	0	0
12 Omar Infante, R (1, 4) OBP: 0.315, SLG: 0.446		C FF 92 X KC 82 0-1 14 G6-4-3 1B		B KC 82 C SI 93 B FF 92 B SI 92 X SI 92 3-1 F8			L SI 91 F SI 92 X SI 92 0-2 G6-3 1-2f		X FF 94 0-0 1B	4	0	2	0	0	0	2
14 John Buck, R (1, 2) OBP: 0.300, SLG: 0.314		1 SAFE X SI 93 0-0 G6-4-3 1-2f			B SI 90 C FF 89 C KC 80 C SI 91 1-3 K		B KC 81 B KC 81 C SI 91 C SI 91 X KC 82 2-2 G5-3		C CU 84 F FF 95 S CU 85 0-3 K	4	0	0	0	0	2	2
38 Carlos Zambrano, S (1, 1) OBP: 0.161, SLG: 0.258 57 Chad Gaudin, R (4, 1) 6 Scott Cousins, L (8, PH) OBP: 0.174, SLG: 0.348 21 Heath Bell, R (8, 1)			B FF 92 B SI 91 C SI 91 S SI 92 F SI 92 B SI 92 X SI 92 3-2 F7		B FF 90 C SI 89 B SI 90 X FF 89 2-1 G3-1			X SI 90 0-0 G6-3		1 1 1 0	0 0 0 0	0 0 0 0	0 0 0 0	0 0 0 0	0 0 0 0	0 0 0 0
Inning Stats	R: 0 E: 0 K: 0 S: 10 H: 1 LOB: 1 BB: 0 P: 16	R: 1 E: 0 K: 0 S: 6 H: 2 LOB: 0 BB: 0 P: 9	R: 0 E: 0 K: 0 S: 9 H: 0 LOB: 1 BB: 1 P: 17	R: 0 E: 0 K: 0 S: 10 H: 1 LOB: 1 BB: 0 P: 18	R: 0 E: 0 K: 2 S: 8 H: 0 LOB: 0 BB: 0 P: 11	R: 0 E: 0 K: 0 S: 7 H: 1 LOB: 1 BB: 0 P: 9	R: 0 E: 0 K: 0 S: 8 H: 1 LOB: 0 BB: 0 P: 11	R: 0 E: 0 K: 2 S: 12 H: 2 LOB: 2 BB: 0 P: 19	R: 0 E: 0 K: 2 S: 10 H: 1 LOB: 1 BB: 0 P: 11	1B: 6 2B: 2 3B: 0 HR: 1	SF: 0 SAC: 0 DP: 2 HBP: 0					

PITCHER	IP	WLS	BF	H	R	ER	SO	BB	IBB	HBP	BLK	WP	HR	S	P	ERA	WHIP
34 A.J. Burnett, R (1, 1) ERA: 3.59	7.2	W	30	8	1	1	3	1	0	0	0	0	1	66	104	1.17	1.174
32 Brad Lincoln, R (8, 1) ERA: 2.86	1.1	S	5	1	0	0	3	0	0	0	0	0	0	14	17	0.00	0.750

PITCHER	IP	WLS	BF	H	R	ER	SO	BB	IBB	HBP	BLK	WP	HR	S	P	ERA	WHIP

TOP

Miami Marlins @ Pittsburgh Pirates

PNC Park, Pittsburgh, PA

Sat Jul 21 2012, 7:07 PM - 10:03 PM EDT

Att. 39,411 - Cloudy - 73 F

livebaseballscorecards.com

AB	34
R	1
H	9
RBI	1
BB	1
SO	6
LOB	11

MIAMI

Miami Marlins @ Pittsburgh Pirates

PNC Park, Pittsburgh, PA

Sat Jul 21 2012, 7:07 PM - 10:03 PM EDT

Att. 39,411 - Cloudy - 73 F

BOTTOM

livebaseballscorecards.com

Batter	1	2	3	4	5	6	7	8	9	AB	R	H	RBI	BB	SO	LOB
7 Alex Presley, L (1, 7) OBP: 0.274, SLG: 0.374	C SI 87 B FS 85 C SI 87 B FF 88 F FS 82 B SI 90 F FF 88 F SI 90 B FF 88 4-2 18 2B 46 G4-3 BB	C SI 88 B FS 82 F FS 81 B FS 82 X SI 89 2-2 ③ P5		B SI 87 B FS 81 B SI 87 B SI 86 4-0 46 BB 22 BB 14 BB 1-2 BB	C FF 91 X CH 86 0-1 ② G3 2-3			C CU 82 B FF 93 X FF 92 1-1 ① G3		3	2	0	0	2	0	4
18 Neil Walker, S (1, 4) OBP: 0.369, SLG: 0.437	C SI 87 X SI 86 0-1 46 G4-3 1-3 2B		B CU 76 C SI 88 C FF 88 B SI 91 X CU 75 2-2 ① F8	B FS 85 X SI 88 1-0 ① SF7 3-H	C FF 92 F SL 80 B SL 78 S FF 92 1-3 ③ K			B FF 92 D CU 82 C FF 93 C FF 94 D CU 83 B FF 93 4-2 62 CS BB		3	0	1	1	1	1	1
22 Andrew McCutchen, R (1, 8) OBP: 0.426, SLG: 0.644	B SL 79 S SI 88 F SL 81 S FS 83 1-3 ① K		B SI 89 C CU 75 F SI 90 B FS 85 X FS 84 2-2 46 BB 1B	B FS 81 C FF 87 B FS 83 D FS 82 B FS 82 4-1 14 BB 46 BB 1-2 2-3 BB		F FF 91 C SL 79 B FF 93 S FF 93 1-3 ① K		C CU 82 S CU 83 S CU 82 0-3 ② K		4	0	1	0	1	3	4
46 Garrett Jones, L (1, 9) OBP: 0.296, SLG: 0.502 62 Gorkys Hernández, R (8, 9) OBP: 0.167, SLG: 0.091	B FF 89 B FS 81 X FS 81 2-0 ② G4-3 2-3 3-H		B SI 87 B FS 82 1 SAFE C SI 89 B SI 88 B FS 81 4-1 1-2 BB	B SI 87 F FS 80 B FC 86 B SI 89 S FC 86 F SI 88 B SL 78 4-2 14 BB 1-2 2-3 3-H BB		C SL 79 X CH 87 0-1 ② G4-3		C FF 92 0-1 ③ CS 1-2		2 0	0 0	0 0	2 0	2 0	0 0	1 0
14 Casey McGehee, R (1, 3) OBP: 0.310, SLG: 0.398	C FF 88 B SL 77 B FF 87 X SL 78 2-1 ③ F8		F FC 86 2 SAFE B SI 86 B FS 81 B FS 81 C FF 87 S FS 83 3-3 ② K	C FF 91 B SL 78 B FF 91 B FF 92 B FF 91 4-1 1-2 2-3 3-H BB		S SL 79 B FF 93 C FF 93 B SL 80 B FF 93 X SL 81 3-2 ③ G6-3				3	0	0	1	1	1	3
24 Pedro Alvarez, L (1, 5) OBP: 0.298, SLG: 0.490		X SI 87 0-0 12 FC6-4 1B	X FS 80 0-0 ③ P2	F FF 91 S CH 87 C FF 92 0-3 ② K			B SL 77 X CH 84 1-0 ① L4			4	0	1	0	0	1	5
26 Rod Barajas, R (1, 2) OBP: 0.289, SLG: 0.380		C SI 87 F FC 86 B SL 81 B CU 69 X FS 82 2-2 ① L5	B FF 86 2-1 F FF 85 H CU 71 12 HBP 34 SH HBP S 78 2-3 ③ K				B SL 78 B FF 91 B FF 91 C FF 91 C SL 80 F FF 93 F FF 93 X SL 79 3-2 ② P5			3	1	0	0	0	1	4
12 Clint Barmes, R (1, 6) OBP: 0.234, SLG: 0.293 32 Brad Lincoln, L (8, 1) OBP: 0.200, SLG: 0.200		C FF 86 B SI 89 D FS 81 T FS 86 X SI 88 2-2 ② FC6-4 34 BB 1-2f		B SI 87 F FC 85 C SI 88 F FS 83 B SI 89 F FS 81 F FF 89 B SI 90 F FF 86 4-2 F SI 87 H FC 86 34 SH 18 SF7 1-2 HBP	C FF 90 F SL 76 X SL 80 0-2 7 G3 34 SH1-3 1B		S FF 92 F FF 94 F SL 80 B SL 78 F FF 92 S FF 78 1-3 ③ K2-3		3 0	1 0	1 0	0 0	0 0	1 0	1 0
34 A.J. Burnett, R (1, 1) OBP: 0.156, SLG: 0.069 69 Jordy Mercer, R (8, 6) OBP: 0.300, SLG: 0.444		B SI 87 B SI 87 B SI 86 B FS 85 4-0 1-2 BB	X FS 82 0-0 SH 22 BB 7 BB 46 BB 1-3 2-H	X FF 90 0-0 ① SH1-3 1-2			B FF 92 X FF 92 1-0 3B		0 1	1 0	0 1	0 0	1 0	0 0	0 0
Inning Stats	R: 1 E: 0 K: 1 S: 13 H: 1 LOB: 1 BB: 1 P: 22	R: 0 E: 0 K: 0 S: 10 H: 1 LOB: 2 BB: 1 P: 20	R: 0 E: 0 K: 1 S: 11 H: 1 LOB: 2 BB: 1 P: 22	R: 4 E: 1 K: 2 S: 21 H: 0 LOB: 3 BB: 4 P: 46	R: 0 E: 0 K: 1 S: 9 H: 1 LOB: 1 BB: 0 P: 10	R: 0 E: 0 K: 1 S: 8 H: 0 LOB: 0 BB: 0 P: 12	R: 0 E: 0 K: 1 S: 11 H: 0 LOB: 0 BB: 0 P: 16	R: 0 E: 0 K: 1 S: 9 H: 1 LOB: 1 BB: 1 P: 15		1B: 3 2B: 1 3B: 1 HR: 0 SF: 1 SAC: 2 DP: 0 HBP: 2				WP: 0 PB: 0 SB: 0 CS: 1 PA: 40	

PITCHER	IP	WLS	BF	H	R	ER	SO	BB	IBB	HBP	BLK	WP	HR	S	P	ERA	WHIP
38 Carlos Zambrano, R (1, 1) ERA: 4.42	3.1	L	22	3	5	4	2	6	0	2	0	0	0	48	97	10.80	2.700
57 Chad Gaudin, R (4, 1) ERA: 4.87	3.2		13	1	0	0	5	1	0	0	0	0	0	35	51	0.00	0.545
21 Heath Bell, R (8, 1) ERA: 6.05	1.0		4	1	0	0	1	1	0	0	0	0	0	9	15	0.00	2.000

PITCHER	IP	WLS	BF	H	R	ER	SO	BB	IBB	HBP	BLK	WP	HR	S	P	ERA	WHIP

Miami Marlins @ Pittsburgh Pirates

PNC Park, Pittsburgh, PA

Sun Jul 22 2012, 1:38 PM - 4:11 PM EDT

Att. 34,203 - Partly Cloudy - 81 F

TOP

livebaseballscorecards.com

Batter	1	2	3	4	5	6	7	8	9	AB	R	H	RBI	BB	SO	LOB
7 José Reyes, S (1, 6) OBP: 0.336, SLG: 0.388	C SI 87 C FF 88 B CU 71 B CU 70 X SI 90 2-2 1 1B 1B		B FF 88 S CH 79 F CH 81 F SL 79 X FF 90 1-2 ① G5-3			F SI 89 B SI 92 B CH 82 X CH 82 2-1 ① P6		C SI 92 B CH 85 B SI 92 L SI 92 X SI 92 2-2 ③ F7		4	0	1	0	0	0	0
1 Emilio Bonifácio, S (1, 8) OBP: 0.351, SLG: 0.330	1 SAFE 1 SAFE B SI 88 X CH 84 1-0 ① 5 FC3-6 45 BB 1-2 1B		C CU 68 F CU 71 F FF 90 X CH 82 0-2 ② G4-3			X SI 90 0-0 ② F7			B FF 95 C FF 95 T FF 95 B SL 88 F FF 96 B FF 96 X FF 96 3-2 ① F7	4	0	1	0	0	0	0
45 Carlos Lee, R (1, 3) OBP: 0.341, SLG: 0.395	B SL 80 B SI 89 1 SAFE C SI 88 S SL 78 F FF 89 1 SAFE B CU 70 B SI 90 4-2 5 FC3-6 1-2 BB		C FF 91 X SI 87 0-1 ③ F8			B SI 90 C SI 88 F CU 70 B CU 72 F SL 77 X FF 90 2-2 ③ G4-3			B FF 95 X FF 95 1-0 ② G5-6-3	3	0	0	0	1	0	0
5 Logan Morrison, L (1, 7) OBP: 0.316, SLG: 0.420	C CU 70 D CH 83 B SI 88 X SI 89 2-1 ② FC3-6 20 BB 1-2f 2-3			X CH 80 0-0 ① L9			B CU 70 T SI 90 S SI 92 X CU 73 1-2 20 S 1B		B FF 96 C FF 95 F SL 86 B SL 88 F FF 97 S SL 88 2-3 ③ K	4	0	1	0	0	1	2
20 Justin Ruggiano, R (1, 9) OBP: 0.435, SLG: 0.688	B SL 80 B SI 90 S SL 79 S CU 70 B SI 92 D CU 72 4-2 1-2 BB			C FF 89 S CH 78 X FF 89 0-2 ② 29 G4-3 1B			L SL 79 B SL 77 1 SAFE B SI 89 C SI 91 1 SAFE B CH 82 F SL 80 F FF 90 3-3 ① 1 SAFE S CU 71 K 1-2			2	0	1	0	1	1	1
29 Greg Dobbs, L (1, 5) OBP: 0.333, SLG: 0.382	B SI 89 C FF 90 S CU 71 X CU 71 1-2 ③ F9			1 SAFE B SI 89 X FF 87 1-0 ②③ G4-3 1-2f			D CU 70 X CH 82 1-0 G5-4-3 1B			3	0	1	0	0	0	4
Omar Infante, R (1, 4) OBP: 0.312, SLG: 0.442		C SI 87 T CU 72 X SI 91 0-2 ① L4			C SI 86 B CU 65 S SL 79 S CU 70 1-3 ① K		X SI 90 0-0 ②③ G5-4-3 1-2f			3	0	0	0	0	1	2
9 Brett Hayes, R (1, 2) OBP: 0.240, SLG: 0.269 17 Donovan Solano, R (8, PH) OBP: 0.383, SLG: 0.453 14 John Buck, R (8, 2) OBP: 0.300, SLG: 0.314		B SI 89 C SI 87 F FF 90 X SL 76 1-2 ② G6-3			C SL 77 X SI 86 0-1 ② G6-3			B SI 91 C SI 92 B SI 92 C SI 92 F SI 92 F SI 92 S SI 92 2-3 ① K		2 1 0	0 0 0	0 0 0	0 0 0	0 1 0	0 0 0	0 0 0
Aníbal Sánchez, R (1, 1) OBP: 0.129, SLG: 0.167 26 Austin Kearns, R (8, PH) OBP: 0.344, SLG: 0.447 40 Mike Dunn, L (8, 1) 31 Steve Cishek, R (8, 1)		C FF 86 B SI 88 B SI 86 X FF 86 2-1 ③ F9			B FF 86 C FF 87 C SI 88 S CU 68 1-3 ③ K			B SI 92 B SI 92 C SI 91 X SI 92 2-1 ② G5-3		2 1 0 0	0 0 0 0	0 0 0 0	0 0 0 0	1 0 0 0	0 0 0 0	0 0 0 0

Inning Stats	1	2	3	4	5	6	7	8	9
	R: 0 E: 0 K: 0 S: 14	R: 0 E: 0 K: 0 S: 8	R: 0 E: 0 K: 0 S: 10	R: 0 E: 0 K: 0 S: 5	R: 0 E: 0 K: 2 S: 8	R: 0 E: 0 K: 0 S: 7	R: 0 E: 0 K: 1 S: 10	R: 0 E: 0 K: 1 S: 10	R: 0 E: 0 K: 1 S: 9
	H: 2 LOB: 3 BB: 2 P: 28	H: 0 LOB: 0 BB: 0 P: 11	H: 0 LOB: 0 BB: 0 P: 11	H: 1 LOB: 0 BB: 0 P: 6	H: 0 LOB: 0 BB: 0 P: 10	H: 0 LOB: 0 BB: 0 P: 11	H: 2 LOB: 1 BB: 0 P: 15	H: 0 LOB: 0 BB: 0 P: 16	H: 0 LOB: 0 BB: 0 P: 15

1B: 5	SF: 0
2B: 0	SAC: 0
3B: 0	DP: 2
HR: 0	HBP: 0

WP: 0	PA: 31
PB: 0	
SB: 1	
CS: 0	

AB	29
R	0
H	5
RBI	0
BB	2
SO	5
LOB	9

PITCHER		IP	WLS	BF	H	R	ER	SO	BB	IBB	HBP	BLK	WP	HR	S	P	ERA	WHIP
Jeff Karstens, R ERA: 3.52	(1, 1)	7.0	W	25	5	0	0	3	2	0	0	0	0	0	62	92	0.00	1.000
48 Jared Hughes, R ERA: 1.99	(8, 1)	1.0	H	3	0	0	0	1	0	0	0	0	0	0	10	16	0.00	0.000
52 Joel Hanrahan, R ERA: 2.11	(9, 1)	1.0	S	3	0	0	0	1	0	0	0	0	0	0	9	15	0.00	0.000

PITCHER		IP	WLS	BF	H	R	ER	SO	BB	IBB	HBP	BLK	WP	HR	S	P	ERA	WHIP

Batter	1	2	3	4	5	6	7	8	9	AB	R	H	RBI	BB	SO	LOB
7 Alex Presley, L (1, 7) OBP: 0.274, SLG: 0.372	C FF 90 C SI 92 X FS 84 0-2 22 S 22 1B 1B		L FS 86 F FS 87 B SL 87 B SI 94 F FS 83 S SL 87 2-3 ① K			B FF 92 B FF 93 C FF 92 B SL 86 X FF 93 3-1 ① G3		C FF 94 B CU 77 C FF 93 B CU 77 B FF 95 S FF 94 3-3 ① K		4	1	1	0	0	2	0
18 Neil Walker, S (1, 4) OBP: 0.365, SLG: 0.431	F FF 90 B CU 77 1 SAFE 1 SAFE B FF 92 1 SAFE F SI 92 F SL 84 F SL 84 2-3 ① 1 SAFE F FF 94 C SI 94 K		C CU 78 S FS 86 B FC 94 S SL 88 1-3 ② K			B SL 86 B FF 93 B FF 91 C FF 91 F FF 92 X FF 94 3-2 ② G4-3		C SI 93 B SL 86 F FF 95 F CU 78 B FF 95 F SL 90 F FF 96 B SI 95 F FF 94 3-3 ② F FF 94 S CH 88 K		4	0	0	0	0	3	1
22 Andrew McCutchen, R (1, 8) OBP: 0.427, SLG: 0.642	C FF 93 B CU 80 B SL 87 B FF 92 X SL 88 3-1 46 CS 1-H 1B		F FS 88 T SI 88 S FF 94 0-3 ③ K			B SL 86 C SL 87 X FF 94 1-1 1B		B SI 91 C SL 82 S CH 81 B SL 83 S SI 93 2-3 ③ K		4	0	2	1	0	2	0
46 Garrett Jones, L (1, 9) OBP: 0.292, SLG: 0.496 62 Gorkys Hernández, R (8, 9) OBP: 0.167, SLG: 0.091	B FS 85 1 SAFE 1 SAFE F SI 91 C FF 93 S SL 88 1-3 ②③ K 1-2			F CU 77 F FS 86 B FF 94 X FF 93 1-2 ① F8		X FS 86 0-0 ③ G3				3 0	0 0	0 0	0 0	0 0	1 0	2 0
14 Casey McGehee, R (1, 3) OBP: 0.310, SLG: 0.402		C FF 91 X SL 86 0-1 ① G3		B CU 80 T FF 93 F FS 86 S SL 87 1-3 ② K			B SL 85 F FF 91 B CU 79 F FF 92 X SI 94 2-2 24 HR 2B			3	1	1	0	0	1	0
24 Pedro Alvarez, L (1, 5) OBP: 0.301, SLG: 0.502		X FF 92 0-0 69 2B 1B		B FS 88 B FS 87 F FS 87 X FS 87 2-1 ③ F8			F FS 84 X CU 79 0-1 2-H HR			3	1	2	2	0	0	0
55 Michael McKenry, R (1, 2) OBP: 0.328, SLG: 0.504		B SL 84 F FF 93 B FF 93 X FF 92 2-1 ② P4			B CU 78 X FF 92 1-0 ① G6-3		B SL 83 B FF 93 S FF 91 B FS 84 F FF 91 F SL 83 F FF 93 S FS 83 3-3 ① K			3	0	0	0	0	1	1
69 Jordy Mercer, R (1, 6) OBP: 0.304, SLG: 0.476		1 SAFE B FF 92 B CU 79 S FS 86 F FF 93 F FF 95 X SL 86 2-2 1-3 2B			B FC 92 X FS 86 1-0 ② L9		C FS 85 B SL 87 F FF 93 F FF 94 F FF 93 X FS 87 1-2 ② G6-3			3	0	1	0	0	0	0
Jeff Karstens, R (1, 1) OBP: 0.125, SLG: 0.125 5 Josh Harrison, R (7, PH) OBP: 0.283, SLG: 0.375 48 Jared Hughes, R (8, 1) 52 Joel Hanrahan, R (9, 1)		F SL 85 F FF 94 B FF 95 C FF 94 1-3 ③ K			C FC 92 C FF 92 X SL 87 0-2 ③ G4-3		S SL 86 C SL 86 F FF 93 F FF 94 F FS 86 B SL 88 X FF 93 1-2 ③ F7			2 1 0 0	0 0 0 0	0 0 0 0	0 0 0 0	0 0 0 0	1 0 0 0	2 0 0 0
Inning Stats	R: 1 E: 0 K: 2 S: 14 H: 2 LOB: 0 BB: 0 P: 20	R: 0 E: 0 K: 1 S: 12 H: 2 LOB: 2 BB: 0 P: 17	R: 0 E: 0 K: 3 S: 10 H: 0 LOB: 0 BB: 0 P: 13	R: 0 E: 0 K: 1 S: 8 H: 0 LOB: 0 BB: 0 P: 12	R: 0 E: 0 K: 0 S: 5 H: 0 LOB: 0 BB: 0 P: 7	R: 0 E: 0 K: 0 S: 8 H: 1 LOB: 1 BB: 0 P: 15	R: 2 E: 0 K: 1 S: 21 H: 2 LOB: 0 BB: 0 P: 28	R: 0 E: 0 K: 3 S: 14 H: 0 LOB: 0 BB: 0 P: 22		1B: 4 2B: 2 3B: 0 HR: 1	SF: 0 SAC: 0 DP: 0 HBP: 0			WP: 0 PB: 0 SB: 1 CS: 1	PA: 30	

PITCHER	IP	WLS	BF	H	R	ER	SO	BB	IBB	HBP	BLK	WP	HR	S	P	ERA	WHIP
Aníbal Sánchez, R (1, 1) ERA: 3.94	7.0	L	27	7	3	3	8	0	0	0	0	0	1	78	112	3.86	1.000
40 Mike Dunn, L (8, 1) ERA: 4.68	0.2		2	0	0	0	2	0	0	0	0	0	0	11	17	0.00	0.000
31 Steve Cishek, R (8, 1) ERA: 2.01	0.1		1	0	0	0	1	0	0	0	0	0	0	3	5	0.00	0.000

PITCHER	IP	WLS	BF	H	R	ER	SO	BB	IBB	HBP	BLK	WP	HR	S	P	ERA	WHIP

BOTTOM

Miami Marlins @ Pittsburgh Pirates

PNC Park, Pittsburgh, PA

Sun Jul 22 2012, 1:38 PM - 4:11 PM EDT

Att. 34,203 - Partly Cloudy - 81 F

livebaseballscorecards.com

AB	30
R	3
H	7
RBI	3
BB	0
SO	11
LOB	6

Batter	1	2	3	4	5	6	7	8	9	AB	R	H	RBI	BB	SO	LOB
5 Reed Johnson, R (1, 8) (8, 9) OBP: 0.354, SLG: 0.451	B FF 87 B SI 88 B SI 87 C FF 86 B FF 87 4-1 BB		C SI 92 S CH 78 S CH 79 0-3 ③ K			B CU 75 S SI 89 B SI 90 C FF 89 X CH 78 2-2 ① L7		F FF 92 F FF 93 F FF 93 X CU 80 0-2 ③ G6-3		3	0	0	0	1	1	0
13 Starlin Castro, R (1, 6) OBP: 0.309, SLG: 0.410	C CU 75 D CU 76 B SI 89 B SI 89 C SI 89 X FF 89 3-2 ① L9			C SI 89 B FF 90 F CH 78 B SI 91 B CU 77 B SI 91 4-2 12 2B BB		F FF 89 F FF 91 C SI 90 0-3 ② K			C CU 78 F CU 79 F CU 82 X FF 94 0-2 12 2B 1B	3	2	1	0	1	1	1
44 Anthony Rizzo, L (1, 3) OBP: 0.344, SLG: 0.500	B SI 91 X SI 89 1-0 ② L6			B SI 90 S FF 89 1 SAFE F SI 91 S CU 73 1-3 ① K		B SI 90 C FF 90 S FC 87 B SI 91 B FC 85 F SI 91 S FC 87 3-3 ③ K			F SL 81 S SL 82 D SL 84 S SL 84 1-3 ① K	4	0	0	0	0	3	3
12 Alfonso Soriano, R (1, 7) OBP: 0.322, SLG: 0.494 1 Tony Campana, L (9, PR) (9, 7) OBP: 0.311, SLG: 0.303	B SI 91 B CU 76 B FF 92 C SI 90 F SI 92 S CU 77 3-3 ③ K			B CH 75 X SI 92 1-0 1-H 2B			S FF 87 C CU 76 B FF 88 X SI 91 2-2 ① G6-3		B SI 94 B CH 86 F SI 94 X SI 94 2-1 9 E 1-H 2B	4	0	2	2	0	1	1
										0	0	0	0	0	0	0
3 Jeff Baker, R (1, 9) OBP: 0.323, SLG: 0.470 9 David DeJesus, L (8, 8) OBP: 0.353, SLG: 0.373		B FF 88 X CH 76 1-0 ① G6-3		T CU 75 B SI 92 C SI 89 X SI 90 1-2 ② G6-3			B CH 78 B CU 75 F CU 75 X FF 89 2-1 ② F7		B SI 94 F SI 94 2 SAFE S SL 84 B SL 85 S SL 84 2-3 ② K 2-3	3	0	0	0	0	0	1
										1	0	0	0	0	1	1
18 Geovany Soto, R (1, 2) OBP: 0.273, SLG: 0.341		B CU 75 X SI 90 1-0 ② F9		B FF 91 B CH 77 C CU 75 F CU 76 C SI 91 2-3 ③ K			B CU 74 B CU 76 C FF 88 S FF 88 X SI 90 2-2 1B		B FF 91 B FF 93 C FC 92 B FC 93 B FF 90 4-1 24 BB BB	3	0	1	0	1	1	1
21 Joe Mather, R (1, 5) OBP: 0.278, SLG: 0.360 24 Luis Valbuena, L (8, 5) OBP: 0.257, SLG: 0.377		C FF 89 S FF 92 F SI 90 B CU 78 B CU 75 F FF 91 B FF 91 S CU 77 3-3 ③ K			C CU 74 B SI 90 B CU 76 C CU 75 S CU 77 2-3 ① K		B FF 89 B CU 76 F CU 76 C FF 90 F FF 90 B FF 89 S CU 76 3-3 ③ K		B FF 91 C FF 91 S FF 92 B FF 95 F FC 92 F FC 92 B CU 77 F FC 89 B FC 92 4-2 1-2 BB	3	0	0	0	0	3	1
										0	0	0	0	1	0	0
15 Darwin Barney, R (1, 4) OBP: 0.304, SLG: 0.367			C SI 89 B SI 90 B CU 74 F SI 91 X SI 91 2-2 ① G6-3		C CU 75 X SI 90 0-1 ② F8			C FF 92 B FF 92 F FF 91 B FF 93 X FF 93 2-2 ① G4-3	X FC 91 0-0 ③ G1-3	4	0	0	0	0	0	3
29 Jeff Samardzija, R (1, 1) OBP: 0.229, SLG: 0.156 49 Carlos Marmol, R (9, 1)			C SI 92 B SI 92 C CU 76 F SI 92 C FF 90 1-3 ② K		F SI 92 S CU 77 B CU 76 B SI 92 S CU 77 2-3 ③ K			C FF 92 S CU 79 S CU 82 0-3 ② K		3	0	0	0	0	3	0
										0	0	0	0	0	0	0
Inning Stats	R: 0 E: 0 K: 1 S: 8 H: 0 LOB: 1 BB: 1 P: 19	R: 0 E: 0 K: 1 S: 7 H: 0 LOB: 0 BB: 0 P: 12	R: 0 E: 0 K: 2 S: 10 H: 0 LOB: 0 BB: 0 P: 13	R: 1 E: 0 K: 2 S: 12 H: 1 LOB: 1 BB: 1 P: 21	R: 0 E: 0 K: 2 S: 8 H: 0 LOB: 0 BB: 0 P: 12	R: 0 E: 0 K: 2 S: 10 H: 0 LOB: 0 BB: 0 P: 15	R: 0 E: 0 K: 1 S: 12 H: 1 LOB: 1 BB: 0 P: 21	R: 0 E: 0 K: 1 S: 10 H: 0 LOB: 0 BB: 0 P: 12	R: 1 E: 1 K: 2 S: 19 H: 2 LOB: 3 BB: 2 P: 32	1B: 2 2B: 2 3B: 0 HR: 0 SF: 0 SAC: 0 DP: 0 HBP: 0						

PITCHER		IP	WLS	BF	H	R	ER	SO	BB	IBB	HBP	BLK	WP	HR	S	P	ERA	WHIP
45 Erik Bedard, L ERA: 4.32	(1, 1)	7.0	L	25	2	1	1	11	2	0	0	0	0	0	67	113	1.29	0.571
30 Chris Resop, R ERA: 3.23	(8, 1)	1.0		4	1	1	1	1	0	0	0	0	0	0	14	16	9.00	1.000
44 Tony Watson, L ERA: 4.6	(9, 1)	0.2		3	1	0	0	2	0	0	0	0	0	0	8	13	0.00	1.500
47 Evan Meek, R ERA: 7.36	(9, 1)	0.1		3	0	0	0	0	2	0	0	0	0	0	7	15	0.00	6.000

PITCHER | IP | WLS | BF | H | R | ER | SO | BB | IBB | HBP | BLK | WP | HR | S | P | ERA | WHIP

TOP

Chicago Cubs @ Pittsburgh Pirates

PNC Park, Pittsburgh, PA

Mon Jul 23 2012, 7:08 PM - 10:00 PM EDT

Att. 27,586 - Partly Cloudy - 84 F

livebaseballscorecards.com

AB	31
R	2
H	4
RBI	2
BB	4
SO	14
LOB	12

WP: 0 PB: 0 SB: 0 CS: 0 PA: 35

Chicago Cubs @ Pittsburgh Pirates

PNC Park, Pittsburgh, PA

Mon Jul 23 2012, 7:08 PM - 10:00 PM EDT

Att. 27,586 - Partly Cloudy - 84 F

livebaseballscorecards.com

BOTTOM

Batter	1	2	3	4	5	6	7	8	9	AB	R	H	RBI	BB	SO	LOB
7 Alex Presley, L (1, 7) OBP: 0.270, SLG: 0.366	C FF 94 B FF 93 B SI 94 X FF 94 2-1 ① F8		C SI 94 C SL 84 B FS 87 F FF 95 B FS 87 B FS 86 F FF 95 F SL 85 3-2 ③ X FF 96 F8			C SL 85 S SL 86 X FF 96 0-2 ③ G4-3			C SL 85 F SL 86 S SL 85 0-3 ② K	4	0	0	0	0	1	1
18 Neil Walker, S (1, 4) OBP: 0.362, SLG: 0.427	F SI 94 F FF 94 B FS 88 B FS 86 F SL 84 B FF 95 F SL 85 S SL 85 3-3 ② K			C SL 85 B FS 86 F SI 94 X FF 96 1-2 ① F8			S FS 85 B SL 86 F SI 94 F SL 86 X FF 95 1-2 ① L7		S SL 84 B SL 84 X FF 94 1-1 ③ G6-3	4	0	0	0	0	1	1
22 Andrew McCutchen, R (1, 8) OBP: 0.429, SLG: 0.642	B FF 96 B FF 94 F FF 94 B SL 85 B FF 96 4-1 BB			C FF 94 F FS 86 X FS 87 0-2 46 CS 1B			C SL 84 B SI 94 S SL 86 S SL 86 1-3 ② K			2	0	1	0	1	1	0
46 Garrett Jones, L (1, 9) OBP: 0.289, SLG: 0.490	C SI 94 S SL 86 1 SAFE X FS 85 0-2 ③ F8			B SL 84 B SI 93 1 SAFE S FF 93 1 SAFE S SI 94 B FF 94 X SL 86 3-2 ② ③ P4 1-2			B SI 95 C FF 95 B SI 97 F SL 85 F FF 97 S FF 97 2-3 ③ K			3	0	0	0	0	1	2
14 Casey McGehee, R (1, 3) OBP: 0.307, SLG: 0.397		B FF 95 B SL 84 X SI 94 2-0 ① G6-3			C SL 85 X SI 95 0-1 ① G4-3			S FF 96 X SI 96 0-1 ① G6-3		3	0	0	0	0	0	0
24 Pedro Alvarez, L (1, 5) OBP: 0.298, SLG: 0.497		X FF 96 0-0 ② F9			B FF 95 C SL 84 X FF 96 1-1 ② G4-3			B SI 97 C SL 85 X FS 88 1-1 ② G4-3		3	0	0	0	0	0	0
26 Rod Barajas, R (1, 2) OBP: 0.285, SLG: 0.374		C FF 95 S SL 86 S FS 86 0-3 ③ K			X SL 85 0-0 ③ F7			F FF 96 B FS 88 X SL 85 1-1 ③ F7		3	0	0	0	0	1	0
12 Clint Barmes, R (1, 6) OBP: 0.232, SLG: 0.290 5 Josh Harrison, R (9, PH) OBP: 0.288, SLG: 0.380			B FF 94 X FF 95 1-0 ① F8			C SI 94 S FF 96 F FS 87 F SI 96 X FS 86 0-2 ① F7			C FF 93 F FF 94 X SL 86 0-2 1B	2 1	0 0	0 1	0 0	0 0	0 0	0 0
45 Erik Bedard, L (1, 1) OBP: 0.071, SLG: 0.071 30 Chris Resop, R (8, 1) 44 Tony Watson, L (9, 1) 47 Evan Meek, R (9, 1) 17 Drew Sutton, S (9, PH) OBP: 0.303, SLG: 0.417			C FF 94 C FF 95 F SL 86 X SL 87 0-2 ② G4-3			B FF 95 C FF 94 S FF 94 F FF 96 B FF 94 S FF 95 2-3 ② K			B FF 94 C FF 94 F FF 96 S SL 84 1-3 ① K	2 0 0 0 1	0 0 0 0 0	0 0 0 0 0	0 0 0 0 0	1 0 0 0 0	0 0 0 0 1	0 0 0 0 1
Inning Stats	R: 0 E: 0 K: 1 S: 11 H: 0 LOB: 1 BB: 1 P: 20	R: 0 E: 0 K: 1 S: 5 H: 0 LOB: 0 BB: 0 P: 7	R: 0 E: 0 K: 0 S: 12 H: 0 LOB: 0 BB: 0 P: 16	R: 0 E: 0 K: 0 S: 9 H: 1 LOB: 0 BB: 0 P: 13	R: 0 E: 0 K: 0 S: 5 H: 0 LOB: 0 BB: 0 P: 6	R: 0 E: 0 K: 1 S: 12 H: 0 LOB: 0 BB: 0 P: 14	R: 0 E: 0 K: 2 S: 11 H: 0 LOB: 0 BB: 0 P: 15	R: 0 E: 0 K: 0 S: 6 H: 0 LOB: 0 BB: 0 P: 8	R: 0 E: 0 K: 2 S: 11 H: 1 LOB: 1 BB: 0 P: 13	1B: 2 2B: 0 3B: 0 HR: 0 SF: 0 SAC: 0 DP: 0 HBP: 0						

	AB	28
	R	0
	H	2
	RBI	0
	BB	1
	SO	7
	LOB	5

WP: 0 PA: 29
PB: 0
SB: 0
CS: 1

PITCHER		IP	WLS	BF	H	R	ER	SO	BB	IBB	HBP	BLK	WP	HR	S	P	ERA	WHIP
29 Jeff Samardzija, R ERA: 4.25	(1, 1)	8.0	W	25	1	0	0	5	1	0	0	0	0	0	71	99	0.00	0.250
49 Carlos Marmol, R ERA: 5.22	(9, 1)	1.0	S	4	1	0	0	2	0	0	0	0	0	0	11	13	0.00	1.000

PITCHER	IP	WLS	BF	H	R	ER	SO	BB	IBB	HBP	BLK	WP	HR	S	P	ERA	WHIP

Chicago Cubs @ Pittsburgh Pirates

PNC Park, Pittsburgh, PA

Tue Jul 24 2012, 7:07 PM - 9:34 PM EDT

Att. 32,497 - Partly Cloudy - 83 F

TOP

livebaseballscorecards.com

Batter	1	2	3	4	5	6	7	8	9	AB	R	H	RBI	BB	SO	LOB
9 David DeJesus, L (1, 8) OBP: 0.354, SLG: 0.375	B FF 91 C FF 92 C FF 92 F CU 76 C CU 77 1-3 ① K		B FF 92 C FF 91 X SI 92 1-1 ③ F9		C CU 74 X CU 76 0-1 1-3 2-H 3-H 2B		C SI 93 B SI 92 B SI 92 X SI 93 2-1 E1 13 S		B FF 90 C FC 90 1 SAFE B FF 90 B FF 91 B FF 90 4-1 1-2 BB	4	0	1	2	1	1	0
13 Starlin Castro, R (1, 6) OBP: 0.307, SLG: 0.415	X FF 92 0-0 HR			B SL 80 C CU 74 T SI 92 X CU 77 1-2 ① G6-3	X SI 92 0-0 ③ G4-3		1 SAFE S SI 91 P PO 85 F SI 91 B SL 84 2 SAFE S SI 93 2-3 ② K 1-2		C FF 91 X CU 79 0-1 ③ F8	5	1	1	1	0	1	5
44 Anthony Rizzo, L (1, 3) OBP: 0.340, SLG: 0.489	B FF 94 B CU 76 F FF 93 X SI 93 2-1 ② G3			C CU 76 S CU 77 F CU 77 X CU 78 0-2 ② G3-1		X FF 92 0-0 12 S 12 HR 1B	X SI 92 0-0 ③ G4-3			4	1	1	0	0	0	1
12 Alfonso Soriano, R (1, 7) OBP: 0.324, SLG: 0.503 49 Carlos Marmol, R (9, 1)	C CU 76 S CU 77 B CU 77 S CU 77 1-3 ③ K			B CU 76 C CU 76 F CU 77 S CU 79 1-3 ③ K		B SI 90 C FF 92 X CU 78 1-1 1-H HR		F FF 93 S FF 94 X FF 95 0-2 18 G4-6-3 1B		4 0	1 0	2 0	2 0	0 0	2 0	0 0
6 Bryan LaHair, L (1, 9) OBP: 0.356, SLG: 0.486 1 Tony Campana, L (8, 9) OBP: 0.311, SLG: 0.303		F FF 93 B CU 77 C CU 76 B FF 93 F FF 92 S CU 77 2-3 ① K			C CU 75 B CU 76 X SI 92 1-1 ① F8	B CH 81 F SI 93 B FF 93 X SI 94 2-1 ① G3		C CU 82 F FF 94 B CU 85 F CU 84 1 SAFE B CH 85 F FF 93 1 SAFE F FF 94 2-3 C CU 82 ① K		4 0	0 0	0 0	0 0	0 0	2 0	1 0
18 Geovany Soto, R (1, 2) OBP: 0.273, SLG: 0.335		X FF 93 0-0 ② F8			B SL 79 B CU 74 F SI 91 C SI 92 B CU 77 B CU 76 4-2 28 BB 15 WP 9 2B BB	C FF 94 S SL 82 S SL 82 0-3 ② K		C CU 81 X CU 83 0-1 ②③ G4-6-3 1-2f		3	1	0	0	1	1	1
15 Darwin Barney, R (1, 4) OBP: 0.304, SLG: 0.366		C FF 93 C SL 79 B FF 93 X SI 93 1-2 ③ G6-3			B SI 91 S SL 80 C SL 80 F CU 76 X SL 82 1-2 ② L5 1-2	F FF 94 B SI 93 F FF 93 B FF 93 X FF 93 2-2 1B			B FF 91 X FC 88 1-0 ① P6	4	0	1	0	0	0	1
24 Luis Valbuena, L (1, 5) OBP: 0.256, SLG: 0.367			S FF 91 B CU 77 F FF 93 C SI 93 1-3 ① K		B CU 77 B SI 93 I IN 55 I 4-0 28 BB 9 2B IBB	1 SAFE 1 SAFE X SI 92 0-0 ③ G4-3			B FF 93 C FF 91 B FF 92 X FC 89 2-1 ② F7	3	1	0	0	1	1	1
28 Paul Maholm, L (1, 1) OBP: 0.103, SLG: 0.135 5 Reed Johnson, R (9, PH) OBP: 0.358, SLG: 0.454 (9, 7)			X FF 93 0-0 ② G4-3		B SI 92 B FF 91 B SI 92 B FF 92 4-0 9 2B 1-2 2-3 BB		C SI 92 S SI 92 S SI 93 0-3 ① K		B FF 94 F FF 92 F FF 92 B CU 79 X FC 92 2-2 9 S 1B	2 1	0 0	0 1	0 0	1 0	1 0	0 0
Inning Stats	R: 1 E: 0 K: 2 S: 10 H: 1 LOB: 0 BB: 0 P: 14	R: 0 E: 0 K: 1 S: 8 H: 0 LOB: 0 BB: 0 P: 11	R: 0 E: 0 K: 1 S: 6 H: 0 LOB: 0 BB: 0 P: 8	R: 0 E: 0 K: 1 S: 10 H: 0 LOB: 0 BB: 0 P: 12	R: 2 E: 0 K: 0 S: 11 H: 1 LOB: 2 BB: 3 P: 25	R: 2 E: 0 K: 1 S: 12 H: 3 LOB: 1 BB: 0 P: 17	R: 0 E: 1 K: 2 S: 10 H: 0 LOB: 1 BB: 0 P: 13	R: 0 E: 0 K: 1 S: 11 H: 1 LOB: 0 BB: 0 P: 13	R: 0 E: 0 K: 0 S: 9 H: 1 LOB: 2 BB: 1 P: 18	1B: 4 2B: 1 3B: 0 HR: 2 SF: 0 SAC: 0 DP: 1 HBP: 0						

PITCHER	IP	WLS	BF	H	R	ER	SO	BB	IBB	HBP	BLK	WP	HR	S	P	ERA	WHIP
53 James McDonald, R (1, 1) ERA: 3.15	6.0	L	26	5	5	5	6	2	1	0	0	1	2	57	87	7.50	1.167
48 Jared Hughes, R (7, 1) ERA: 1.94	1.0		4	0	0	0	2	0	0	0	0	0	0	10	13	0.00	0.000
32 Brad Lincoln, R (8, 1) ERA: 2.81	1.0		3	1	0	0	1	0	0	0	0	0	0	11	13	0.00	1.000
47 Evan Meek, R (9, 1) ERA: 6.75	1.0		5	1	0	0	0	1	0	0	0	0	0	9	18	0.00	2.000

PITCHER	IP	WLS	BF	H	R	ER	SO	BB	IBB	HBP	BLK	WP	HR	S	P	ERA	WHIP

AB	34
R	5
H	7
RBI	5
BB	4
SO	9
LOB	10

WP: 1 PA: 38
PB: 0
SB: 3
CS: 0

Batter	1	2	3	4	5	6	7	8	9	AB	R	H	RBI	BB	SO	LOB
17 Drew Sutton, S (1, 7) OBP: 0.294, SLG: 0.403	C FF 86 F CH 80 S CU 73 0-3 ① K		F CH 81 B FC 84 F CH 81 D CU 74 F CH 81 B SI 88 S FC 83 3-3 ③ K			F FC 84 X FF 87 0-1 ② P4		C SI 88 B CH 82 F FC 82 B CU 72 B SI 87 F FF 87 S SL 78 3-3 ③ K		4	0	0	0	0	3	1
18 Neil Walker, S (1, 4) OBP: 0.360, SLG: 0.427	B FC 83 X FC 84 1-0 ② G6-3			B CU 71 C FC 82 B CH 81 B FC 84 X FC 83 3-1 ① G5-3		B SI 88 X SI 87 1-0 ③ G6-3			B FF 94 C FF 93 C SL 85 B SL 87 X FF 94 2-2 2B	4	0	1	0	0	0	0
22 Andrew McCutchen, R (1, 8) OBP: 0.427, SLG: 0.636	C FC 84 B FF 87 B CH 81 B FC 84 C FC 85 X CH 83 3-2 ③ G5-3			F CU 73 B CH 83 B FC 85 F CU 74 B FF 88 X CH 83 3-2 ② F8			C FC 82 B SI 86 C FC 82 B SL 79 C SI 87 2-3 ① K		B SL 86 B FF 94 B SL 84 B FF 93 4-0 14 G6-4-3 BB	3	0	0	0	1	1	0
46 Garrett Jones, L (1, 9) OBP: 0.288, SLG: 0.498		C SI 87 B CH 82 B FC 84 X FC 82 2-1 ① G6-3		F SL 78 B FF 88 F SI 88 X FF 88 1-2 HR			F SI 88 F CU 74 S SI 89 0-3 ② K		C SL 86 B SL 86 X SL 86 1-1 ① F7	4	1	1	1	0	1	2
14 Casey McGehee, R (1, 3) OBP: 0.306, SLG: 0.394		C FC 83 C CU 69 B SL 80 B CH 81 X CU 74 2-2 ② G6-3		F FC 83 B CH 80 B CH 80 X SI 88 2-1 ③ L8			B SI 88 X FC 82 1-0 24 1B 1B		C FF 95 C FF 93 B SL 86 X SL 85 2-1 ②③ G6-4-3 1-2f	4	0	1	0	0	0	2
24 Pedro Alvarez, L (1, 5) OBP: 0.299, SLG: 0.495	B SI 89 F CU 73 F SI 88 F FC 84 C FF 89 1-3 ③ K			C CU 71 X FC 83 0-1 ① L3			B CU 74 C SI 87 C SI 87 X SI 88 1-2 1-2 1B			3	0	1	0	0	1	0
26 Rod Barajas, R (1, 2) OBP: 0.281, SLG: 0.369			C SI 87 B FC 84 F CH 80 X SL 81 1-2 ① F9	C FC 84 S CU 67 S CU 73 0-3 ② K2-3			B FC 84 X CH 82 1-0 ③ F7			3	0	0	0	0	1	2
12 Clint Barmes, R (1, 6) OBP: 0.233, SLG: 0.291			C SI 87 B CU 72 B CH 81 B FC 84 C SI 86 X FC 84 3-2 ② G6-3	B SI 87 F SI 87 X CH 81 1-1 ③ F8				C SI 87 F FC 82 X CU 72 0-2 62 G6-4-3 1B		3	0	1	0	0	0	0
53 James McDonald, L (1, 1) OBP: 0.238, SLG: 0.158 5 Josh Harrison, R (6, PH) OBP: 0.286, SLG: 0.377 48 Jared Hughes, R (7, 1) 32 Brad Lincoln, L (8, 1) OBP: 0.200, SLG: 0.200 62 Gorkys Hernandez, R (8, PH) OBP: 0.160, SLG: 0.087 47 Evan Meek, R (9, 1)			C SI 88 B SI 88 C SI 88 B FC 89 F SL 79 B FC 83 B FF 88 4-2 BB			C SL 81 X CH 78 0-1 ① F7		B FC 82 X SL 80 1-0 ①② G6-4-3 1-2f		0 1 0 0 1 0	0 0 0 0 0 0	0 0 0 0 0 0	0 0 0 0 0 0	1 0 0 0 0 0	0 0 0 0 1 0	0 0 0 0 0 0
Inning Stats	R: 0 E: 0 K: 1 S: 7 H: 0 LOB: 0 BB: 0 P: 11	R: 0 E: 0 K: 1 S: 9 H: 0 LOB: 0 BB: 0 P: 14	R: 0 E: 0 K: 1 S: 13 H: 0 LOB: 1 BB: 1 P: 24	R: 1 E: 0 K: 0 S: 10 H: 1 LOB: 0 BB: 0 P: 19	R: 0 E: 0 K: 1 S: 7 H: 0 LOB: 0 BB: 0 P: 8	R: 0 E: 0 K: 0 S: 5 H: 0 LOB: 0 BB: 0 P: 6	R: 0 E: 0 K: 2 S: 11 H: 2 LOB: 2 BB: 0 P: 16	R: 0 E: 0 K: 1 S: 8 H: 1 LOB: 0 BB: 0 P: 12	R: 0 E: 0 K: 0 S: 7 H: 1 LOB: 1 BB: 1 P: 16	1B: 3 2B: 1 3B: 0 HR: 1 SF: 0 SAC: 0 DP: 2 HBP: 0						

PITCHER		IP	WLS	BF	H	R	ER	SO	BB	IBB	HBP	BLK	WP	HR	S	P	ERA	WHIP
28 Paul Maholm, L ERA: 3.88	(1, 1)	8.0	W	28	4	1	1	7	1	0	0	0	0	1	70	110	1.12	0.625
49 Carlos Marmol, R ERA: 5.04	(9, 1)	1.0		4	1	0	0	0	1	0	0	0	0	0	7	16	0.00	2.000

PITCHER	IP	WLS	BF	H	R	ER	SO	BB	IBB	HBP	BLK	WP	HR	S	P	ERA	WHIP

BOTTOM

Chicago Cubs @ Pittsburgh Pirates

PNC Park, Pittsburgh, PA

Tue Jul 24 2012, 7:07 PM - 9:34 PM EDT

Att. 32,497 - Partly Cloudy - 83 F

livebaseballscorecards.com

AB	30
R	1
H	5
RBI	1
BB	2
SO	7
LOB	8

Batter	1	2	3	4	5	6	7	8	9	AB	R	H	RBI	BB	SO	LOB
9 David DeJesus, L (1, 8) OBP: 0.355, SLG: 0.380	B FF 88 F FF 89 F FF 90 X CU 76 1-2 ① L9		B CU 77 X SI 90 1-0 44 1B 2B		C CH 87 S CU 77 B FF 91 B SL 87 B CH 85 X SI 91 3-2 ③ F8			X FF 94 0-0 1B		4	1	2	0	0	0	0
13 Starlin Castro, R (1, 6) OBP: 0.304, SLG: 0.411	X SL 88 0-0 ② G6-3		B CU 77 C SL 87 F FF 90 S SL 87 1-3 ② K			B FF 89 X SL 87 1-0 ① G6-3		S SL 86 B FF 95 B SL 86 B FF 95 X FF 95 3-1 ② F8		4	0	0	0	0	1	2
44 Anthony Rizzo, L (1, 3) OBP: 0.357, SLG: 0.527	F FF 90 S SL 88 X FF 89 0-2 HR		F CH 86 F SL 89 B FF 86 B SL 86 X SL 88 2-2 2-H 1B			B FF 90 C CU 77 C SL 86 B CH 87 B CH 86 B SL 87 4-2 BB		F FF 95 B FF 95 B FF 95 F FF 95 F FF 94 F SL 84 C SL 84 2-3 ③ K		3	1	2	2	1	1	1
6 Bryan LaHair, L (1, 9) OBP: 0.351, SLG: 0.479	X SI 90 0-0 ③ G5-3		C CU 76 B FF 90 F CH 87 D CU 77 S SL 86 2-3 ③ K			C CU 76 B SI 90 S CH 84 B CU 76 X SL 86 2-2 ② F7			X FF 94 0-0 ① F9	4	0	0	0	0	1	2
51 Steve Clevenger, L (1, 2) OBP: 0.273, SLG: 0.347		C FF 89 B CH 85 B CH 86 B SI 89 B SI 90 4-1 24 CS BB		F FF 90 B FF 92 X CH 86 1-1 ① F8		B CU 77 X CH 85 1-0 ③ G4-3			B FF 96 B FF 95 C FF 95 B FF 96 X FF 96 3-1 ② G4-3	3	0	0	0	1	0	1
24 Luis Valbuena, L (1, 5) OBP: 0.248, SLG: 0.354		B SI 89 C SI 89 B SI 90 F SI 90 S CH 85 2-3 ① ② K 1-2		C CH 87 X SL 88 0-1 ② P5			B SI 90 B SI 92 C SI 91 F SI 92 B SI 91 C SI 92 3-3 ① K		C FF 95 B FF 95 F FF 96 S SL 86 1-3 ③ K	4	0	0	0	0	3	1
15 Darwin Barney, R (1, 4) OBP: 0.304, SLG: 0.369		B SI 90 X FF 88 1-0 2B		C FF 91 X SI 91 0-1 ③ G3-1			F SI 92 F SI 93 B SL 84 X SI 92 1-2 ② G6-3			3	0	1	0	0	0	0
1 Tony Campana, L (1, 7) OBP: 0.305, SLG: 0.297		B CU 75 S SI 90 F SI 90 S FF 90 1-3 ③ K			F FF 90 B FF 91 X CH 85 1-1 ① G4-3		X SI 92 0-0 ③ G4-3			3	0	0	0	0	1	1
46 Ryan Dempster, R (1, 1) OBP: 0.094, SLG: 0.156 57 Scott Maine, L (7, 1) 60 Manny Corpas, R (7, 1) 5 Reed Johnson, R (8, PH) OBP: 0.356, SLG: 0.451 54 Shawn Camp, R (8, 1)			C SI 89 X SI 91 0-1 ① G5-3		C SI 91 C FC 88 B SL 88 X SI 91 1-2 ② G6-3			B FF 93 F FF 94 L SL 82 F FF 94 F FF 95 F SL 84 S FF 95 1-3 ① K		2 0 0 1 0	0 0 0 0 0	0 0 0 0 0	0 0 0 0 0	0 0 0 1 0	0 0 0 0 0	0 0 0 0 0
Inning Stats	R: 1 E: 0 K: 0 S: 8 H: 1 LOB: 0 BB: 0 P: 9	R: 0 E: 0 K: 2 S: 8 H: 1 LOB: 1 BB: 1 P: 16	R: 1 E: 0 K: 2 S: 12 H: 2 LOB: 1 BB: 0 P: 18	R: 0 E: 0 K: 0 S: 6 H: 0 LOB: 0 BB: 0 P: 7	R: 0 E: 0 K: 0 S: 8 H: 0 LOB: 0 BB: 0 P: 13	R: 0 E: 0 K: 0 S: 7 H: 0 LOB: 1 BB: 1 P: 15	R: 0 E: 0 K: 1 S: 7 H: 0 LOB: 0 BB: 0 P: 11	R: 0 E: 0 K: 2 S: 14 H: 1 LOB: 1 BB: 0 P: 20	R: 0 E: 0 K: 1 S: 6 H: 0 LOB: 0 BB: 0 P: 10	1B: 2 2B: 2 3B: 0 HR: 1 SF: 0 SAC: 0 DP: 0 HBP: 0						

PITCHER		IP	WLS	BF	H	R	ER	SO	BB	IBB	HBP	BLK	WP	HR	S	P	ERA	WHIP
29 Kevin Correia, R ERA: 4.24	(1, 1)	6.0	W	23	4	2	2	4	2	0	0	0	0	1	49	78	3.00	1.000
48 Jared Hughes, R ERA: 1.9	(7, 1)	1.0	H	3	0	0	0	1	0	0	0	0	0	0	7	11	0.00	0.000
39 Jason Grilli, R ERA: 1.91	(8, 1)	1.0	H	4	1	0	0	2	0	0	0	0	0	0	14	20	0.00	1.000
52 Joel Hanrahan, R ERA: 2.06	(9, 1)	1.0	S	3	0	0	0	1	0	0	0	0	0	0	6	10	0.00	0.000

PITCHER	IP	WLS	BF	H	R	ER	SO	BB	IBB	HBP	BLK	WP	HR	S	P	ERA	WHIP

TOP

Chicago Cubs @ Pittsburgh Pirates

PNC Park, Pittsburgh, PA

Wed Jul 25 2012, 12:37 PM - 3:08 PM EDT

Att. 33,935 - Sunny - 78 F

livebaseballscorecards.com

AB	31
R	2
H	5
RBI	2
BB	2
SO	8
LOB	8

WP: 0 PA: 33
PB: 0
SB: 0
CS: 1

Batter	1	2	3	4	5	6	7	8	9	AB	R	H	RBI	BB	SO	LOB
7 Alex Presley, L (1, 7) OBP: 0.269, SLG: 0.364	B FF 87 T FC 88 B SL 87 F SL 86 F SL 86 F SL 85 X SL 85 2-2 ① G3		C FF 89 F FF 90 B FS 81 X FS 81 1-2 ③ G3			B FF 89 F FC 89 S FS 80 X FS 80 1-2 22 1B 46 2B 1B		L SI 88 C SL 78 B FF 88 F SL 80 X SI 88 1-2 ② G3		4	1	1	0	0	0	0
18 Neil Walker, S (1, 4) OBP: 0.359, SLG: 0.434	B FF 89 X SL 86 1-0 HR			C FF 89 B FC 87 X FC 87 1-1 ① G4-3		1 SAFE F SI 88 1 SAFE F FF 87 1 SAFE F SL 84 1 SAFE S FS 80 0-3 ② K		C SI 88 F CH 82 S SL 79 0-3 ③ K		4	1	1	1	0	2	1
22 Andrew McCutchen, R (1, 8) OBP: 0.426, SLG: 0.634	S FF 90 S FF 90 B FF 90 F FF 90 F FS 81 B FS 81 B SL 86 S FF 90 3-3 ② K			B SL 83 F SL 85 S FF 90 B FF 90 B FS 80 X SL 86 3-2 ② G1		1 SAFE B SL 84 C SI 89 1 SAFE S FS 79 1 SAFE X FF 91 1-2 46 2B 1-3 1B				3	0	1	0	0	1	0
46 Garrett Jones, L (1, 9) OBP: 0.289, SLG: 0.500 39 Jason Grilli, R (8, 1) 52 Joel Hanrahan, R (9, 1)	F SL 83 S SL 86 F FF 92 X SL 86 0-2 ③ P1			B FS 80 S FS 80 F FF 91 S FS 82 1-3 ③ K		B SL 84 F FS 81 X FS 80 1-1 1-3 3-H 2B				3 0 0	0 0 0	1 0 0	1 0 0	0 0 0	1 0 0	0 0 0
14 Casey McGehee, R (1, 3) OBP: 0.302, SLG: 0.390		F SL 82 T FF 90 B FF 88 S SL 85 1-3 ① K			X SL 84 0-0 ① G1-3	D SL 86 X SL 85 1-0 ③ F8				3	0	0	0	0	1	2
24 Pedro Alvarez, L (1, 5) OBP: 0.296, SLG: 0.490		S FF 90 S FF 91 S FF 91 0-3 ② K			B FF 90 F FS 80 F FS 81 X FS 81 1-2 ② G1-3		B CU 76 B SI 90 B SI 89 C SI 90 X SI 90 3-1 ① G4-3			3	0	0	0	0	1	0
55 Michael McKenry, R (1, 2) OBP: 0.328, SLG: 0.526		C SI 86 B SI 90 B SL 85 F SL 86 B FF 92 S FF 90 3-3 ③ K			C FF 90 B SL 86 F SL 86 B FS 81 B FS 82 X SL 84 3-2 HR		C SL 80 F SI 86 S SL 78 0-3 ② K			3	1	1	1	0	2	0
12 Clint Barmes, R (1, 6) OBP: 0.231, SLG: 0.288			C FF 87 S FF 90 B SL 84 X FC 86 1-2 ① P4		X SL 85 0-0 ③ G4-3		C SL 80 S SL 80 F SL 81 X SI 91 0-2 ③ G4-3			3	0	0	0	0	0	0
29 Kevin Correia, R (1, 1) OBP: 0.143, SLG: 0.143 5 Josh Harrison, R (6, PH) OBP: 0.284, SLG: 0.374 48 Jared Hughes, R (7, 1) 62 Gorkys Hernández, R (8, 9) OBP: 0.154, SLG: 0.083			C FF 88 C FF 90 B FF 90 B SL 83 X FF 90 2-2 ② F7			B FF 87 F FF 88 B FF 89 X SL 82 2-1 ① F7		F SI 88 X SL 78 0-1 ① G6-3		1 1 0 1	0 0 0 0	0 0 0 0	0 0 0 0	0 0 0 0	0 0 0 0	0 0 0 0
Inning Stats	R: 1 E: 0 K: 1 S: 15 H: 1 LOB: 0 BB: 0 P: 21	R: 0 E: 0 K: 3 S: 9 H: 0 LOB: 0 BB: 0 P: 13	R: 0 E: 0 K: 0 S: 9 H: 0 LOB: 0 BB: 0 P: 13	R: 0 E: 0 K: 1 S: 8 H: 0 LOB: 0 BB: 0 P: 13	R: 1 E: 0 K: 0 S: 8 H: 1 LOB: 0 BB: 0 P: 12	R: 1 E: 0 K: 1 S: 15 H: 3 LOB: 2 BB: 0 P: 21	R: 0 E: 0 K: 1 S: 9 H: 0 LOB: 0 BB: 0 P: 12	R: 0 E: 0 K: 1 S: 9 H: 0 LOB: 0 BB: 0 P: 10		1B: 2 2B: 1 3B: 0 HR: 2 SF: 0 SAC: 0 DP: 0 HBP: 0						

PITCHER		IP	WLS	BF	H	R	ER	SO	BB	IBB	HBP	BLK	WP	HR	S	P	ERA	WHIP
46 Ryan Dempster, R ERA: 2.25	(1, 1)	6.0	L	23	5	3	3	6	0	0	0	0	0	2	64	93	4.50	0.833
57 Scott Maine, L ERA: 5.29	(7, 1)	0.1		1	0	0	0	0	0	0	0	0	0	0	2	5	0.00	0.000
60 Manny Corpas, R ERA: 3.38	(7, 1)	0.2		2	0	0	0	1	0	0	0	0	0	0	7	7	0.00	0.000
54 Shawn Camp, R ERA: 2.74	(8, 1)	1.0		3	0	0	0	1	0	0	0	0	0	0	9	10	0.00	0.000

PITCHER	IP	WLS	BF	H	R	ER	SO	BB	IBB	HBP	BLK	WP	HR	S	P	ERA	WHIP

BOTTOM

Chicago Cubs @ Pittsburgh Pirates

PNC Park, Pittsburgh, PA

Wed Jul 25 2012, 12:37 PM - 3:08 PM EDT

Att. 33,935 - Sunny - 78 F

livebaseballscorecards.com

AB	29
R	3
H	5
RBI	3
BB	0
SO	8
LOB	3

Batter	1	2	3	4	5	6	7	8	9	AB	R	H	RBI	BB	SO	LOB
6 Starling Marte, R (1, 7) OBP: 0.500, SLG: 1.250	X FC 86 0-0 HR	C FF 89 C FF 89 B CU 75 F CU 74 F FF 90 B CU 74 F FF 88 X CH 75 2-2 ② F8			C SI 87 F FC 84 B CU 74 B FF 88 X CH 74 2-2 22 FC5-4 18 BB 46 CS 1B		D SI 87 X SL 76 1-0 ③ F7			4	1	2	1	0	0	1
18 Neil Walker, S (1, 4) OBP: 0.361, SLG: 0.433	B SI 87 B SI 88 X SI 87 2-0 ① F8	C CU 71 X FF 89 0-1 ③ F8			1 SAFE B SI 87 B FF 88 B SI 89 B SI 88 4-0 22 FC5-4 1-2 BB			X FF 87 0-0 1B		3	0	1	0	1	0	0
22 Andrew McCutchen, R (1, 8) OBP: 0.425, SLG: 0.629	B SI 87 X CU 70 1-0 46 HR 1B		B SI 86 C FC 84 B FF 88 F SI 87 B FF 88 X SI 88 3-2 ① G5-3		B SI 88 C FF 88 X SI 88 1-1 ② FC5-4 1-2f 2-3			B SL 78 C FF 86 F SL 79 C SI 89 1-3 ① K		4	1	1	0	0	1	3
46 Garrett Jones, L (1, 9) OBP: 0.288, SLG: 0.508 7 Alex Presley, L (8, 9) OBP: 0.269, SLG: 0.364	B FF 89 X FC 84 1-0 1-H HR		F FF 89 X SI 88 0-1 ② F9		B FF 88 S CU 71 1 SAFE 1-1 ③ CS 3-H	S CU 70 B CU 72 B FF 88 F SI 88 X CU 70 2-2 ① F7		B CU 73 X SI 86 1-0 ② F8		4 0	1 0	1 0	2 0	0 0	0 0	1 0
14 Casey McGehee, R (1, 3) OBP: 0.298, SLG: 0.384	B SI 87 S CH 76 X CH 75 1-1 ② F8		B CH 74 B SI 88 C FF 88 X CH 76 2-1 ③ G5-3			B FC 84 B CH 73 F SI 87 C CH 74 X CU 72 2-2 ② G5-3		D CH 83 D SI 88 F FF 86 F SI 88 B FF 86 T FF 87 3-2 ③ K		4	0	0	0	0	1	1
24 Pedro Alvarez, L (1, 5) OBP: 0.296, SLG: 0.487	C FC 84 B CU 71 B FF 88 S FC 83 B FC 83 X FC 84 3-2 ③ G3-1			X FF 87 0-0 ① G4-3		X SI 88 0-0 ③ F8			F FF 96 B CH 85 S FF 97 F FF 97 B FF 97 F FF 98 X SL 84 2-2 1B	4	0	1	0	0	0	0
26 Rod Barajas, R (1, 2) OBP: 0.281, SLG: 0.364		B SI 86 B CH 75 C SI 87 F CH 75 B CH 74 B SI 87 4-2 12 HR BB		C SI 87 B CH 75 C FF 88 S CU 72 1-3 ② K			B SL 74 X SL 74 1-0 ① F7		T FF 97 B FF 97 X FF 97 1-1 ① F8	3	1	0	0	1	1	1
12 Clint Barmes, R (1, 6) OBP: 0.231, SLG: 0.298		B SI 88 B SI 88 C SI 88 X CH 75 2-1 1-H HR		C FF 88 F SI 85 B CU 74 X SI 89 1-2 ③ F8			B SI 87 X SL 77 1-0 ② G6-3		C FF 97 F FF 96 B FF 97 B FF 96 B FF 96 F FF 96 X FF 97 3-2 ② F7	4	1	1	2	0	0	1
34 A.J. Burnett, R (1, 1) OBP: 0.171, SLG: 0.094 32 Brad Lincoln, L (8, 1) OBP: 0.200, SLG: 0.200 17 Drew Sutton, S (9, PH) OBP: 0.291, SLG: 0.400 52 Joel Hanrahan, R (9, 1)		C SI 87 B FF 88 S SI 88 S SI 88 1-3 ① K			X SI 85 0-0 ① G1-3		B FF 86 B SL 74 C FF 86 X FF 87 2-1 1B		X FF 96 0-0 ③ F9	3 0 1 0	0 0 0 0	1 0 0 0	0 0 0 0	0 0 0 0	1 0 0 0	0 0 1 0
Inning Stats	R: 3 E: 0 K: 0 S: 9 H: 3 LOB: 0 BB: 0 P: 17	R: 2 E: 0 K: 1 S: 15 H: 1 LOB: 0 BB: 1 P: 24	R: 0 E: 0 K: 0 S: 7 H: 0 LOB: 0 BB: 0 P: 12	R: 0 E: 0 K: 1 S: 7 H: 0 LOB: 0 BB: 0 P: 9	R: 0 E: 0 K: 0 S: 7 H: 1 LOB: 1 BB: 1 P: 15	R: 0 E: 0 K: 0 S: 7 H: 0 LOB: 0 BB: 0 P: 11	R: 0 E: 0 K: 0 S: 5 H: 1 LOB: 1 BB: 0 P: 10	R: 0 E: 0 K: 2 S: 8 H: 1 LOB: 1 BB: 0 P: 13	R: 0 E: 0 K: 0 S: 12 H: 1 LOB: 1 BB: 0 P: 18	1B: 5 2B: 0 3B: 0 HR: 3	SF: 0 SAC: 0 DP: 0 HBP: 0			WP: 0 PB: 0 SB: 0 CS: 1	PA: 37		

PITCHER		IP	WLS	BF	H	R	ER	SO	BB	IBB	HBP	BLK	WP	HR	S	P	ERA	WHIP
60 Dallas Keuchel, L ERA: 4.63	(1, 1)	6.0	L	24	5	5	5	2	2	0	0	0	0	3	52	88	7.50	1.167
66 Enerio Del Rosario, R ERA: 7.8	(7, 1)	1.1		6	2	0	0	1	0	0	0	0	0	0	9	15	0.00	1.500
63 Xavier Cedeño, L ERA: 2.7	(8, 1)	0.2		2	0	0	0	1	0	0	0	0	0	0	4	8	0.00	0.000
55 Rhiner Cruz, R ERA: 6.88	(9, 1)	1.0		4	1	0	0	0	0	0	0	0	0	0	12	18	0.00	1.000

PITCHER	IP	WLS	BF	H	R	ER	SO	BB	IBB	HBP	BLK	WP	HR	S	P	ERA	WHIP

TOP

Pittsburgh Pirates @ Houston Astros

Minute Maid Park, Houston, TX

Thu Jul 26 2012, 7:07 PM - 9:56 PM CDT

Att. 19,926 - Roof Closed - 73 F

livebaseballscorecards.com

AB	34
R	5
H	8
RBI	5
BB	2
SO	4
LOB	9

BOTTOM

Batter	1	2	3	4	5	6	7	8	9	AB	R	H	RBI	BB	SO	LOB
27 Jose Altuve, R (1, 4) OBP: 0.343, SLG: 0.424	B FF 91 X FF 90 1-0 ① F9		C KC 82 B FF 93 C FF 93 S KC 83 1-3 ③ K			S KC 82 S KC 83 T KC 83 0-2 ② K		D CU 83 1 SAFE B FF 93 C FF 92 F FF 93 X FF 94 2-2 ② F8		4	0	0	0	0	2	2
9 Marwin Gonzalez, S (1, 6) OBP: 0.314, SLG: 0.354	B FF 92 C SI 92 B CH 88 F FF 93 X SI 92 2-2 ② F8			F FF 92 B CH 86 L KC 80 B KC 82 F KC 83 B SI 93 X SI 92 3-2 ① P2		C KC 81 B KC 81 S KC 81 X FF 91 1-2 ③ F9		D FF 94 F FF 92 C CU 82 X CU 84 1-2 ③ G3-1		4	0	0	0	0	0	1
44 Justin Maxwell, R (1, 8) OBP: 0.303, SLG: 0.448	X FF 92 0-0 ③ F9			C FF 93 S KC 83 X FF 93 0-2 ② P3			S KC 82 S KC 81 F KC 82 B KC 82 B FF 92 X FF 91 3-2 ① F8		X FF 96 0-0 ① B5-3	4	0	0	0	0	0	0
46 Scott Moore, L (1, 3) OBP: 0.268, SLG: 0.453		B SI 91 B FF 91 C SI 91 F FF 93 C KC 82 2-3 ① K		B SI 92 B FF 93 X FF 93 2-0 ③ L4			B CH 88 C SI 91 B FF 91 F SI 91 B KC 80 F SI 91 X FF 91 3-2 14 G4-6-3 1B		B FF 95 B FF 96 B FF 96 B FF 95 4-0 14 WP 23 1B BB	3	1	1	0	1	1	0
14 J.D. Martinez, R (1, 7) OBP: 0.316, SLG: 0.386		C KC 80 B SI 92 X FF 92 1-1 ② G4-3			C KC 79 F KC 79 F KC 82 X SI 91 0-2 ① G1-3		X FF 92 0-0 ② ③ G4-6-3 1-2f		B FF 96 C FF 95 S SL 88 B SL 88 S SL 89 2-3 ② K 1-2	4	0	0	0	0	1	2
23 Chris Johnson, R (1, 5) OBP: 0.324, SLG: 0.411		F FF 92 C FF 93 C KC 82 0-3 ③ K			B KC 82 F FF 92 B KC 82 B SI 92 S FF 92 B SI 92 4-2 BB			B FF 89 X FF 89 1-0 HR	F FF 96 S FF 96 D SL 88 D SL 88 B FF 97 F FF 97 X FF 96 3-2 19 WP 2-H 1B	3	1	2	2	1	1	0
19 Brian Bogusevic, L (1, 9) OBP: 0.302, SLG: 0.325			C FF 92 B KC 80 B KC 81 X SI 92 2-1 ① G3-1		C SI 93 X SI 93 0-1 ② F7			B KC 78 C FF 90 B SI 90 B FF 91 C FF 91 X FF 92 3-2 ① G3-1	C FF 97 B SL 89 S FF 97 S FF 97 1-3 ③ K 1-2	4	0	0	0	0	1	2
22 Carlos Corporán, S (1, 2) OBP: 0.450, SLG: 0.778			B SI 92 B KC 79 C SI 92 C SI 92 X KC 83 2-2 60 SH2-4 1B		B SI 93 B SI 92 C FF 93 F FF 93 C FF 93 2-3 ③ K			B SI 90 S FF 91 B SI 91 F SI 91 F SI 92 B KC 82 X FF 91 3-2 HR		3	1	2	1	0	1	1
60 Dallas Keuchel, L (1, 1) 1 Jordan Schafer, L (6, PH) OBP: 0.307, SLG: 0.304 66 Enerio Del Rosario, R (7, 1) 63 Xavier Cedeño, L (8, 1) 16 Matt Downs, R (8, PH) OBP: 0.246, SLG: 0.400 55 Rhiner Cruz, R (9, 1)			X FF 93 0-0 ② SH2-4 1-2			F SI 92 C SI 92 X KC 82 0-2 ① G3		B FF 93 C FF 94 B FF 94 F FF 93 F CU 84 B FF 94 B FF 93 4-2 BB		0 0 0 0 0 0 0 1 0 0 0 0 0 0 0 0 0 0 0 0 0 0 0 0 0 0 0 0 0 0 0 0 1 0 0 0 0 0 0 0 0 0						
Inning Stats	R: 0 E: 0 K: 0 S: 5 H: 0 LOB: 0 BB: 0 P: 8	R: 0 E: 0 K: 2 S: 8 H: 0 LOB: 0 BB: 0 P: 11	R: 0 E: 0 K: 1 S: 9 H: 1 LOB: 1 BB: 0 P: 14	R: 0 E: 0 K: 0 S: 8 H: 0 LOB: 0 BB: 0 P: 13	R: 0 E: 0 K: 1 S: 11 H: 0 LOB: 1 BB: 1 P: 17	R: 0 E: 0 K: 1 S: 9 H: 0 LOB: 0 BB: 0 P: 10	R: 0 E: 0 K: 0 S: 9 H: 1 LOB: 0 BB: 0 P: 15	R: 2 E: 0 K: 0 S: 17 H: 2 LOB: 1 BB: 1 P: 31	R: 1 E: 0 K: 2 S: 11 H: 1 LOB: 1 BB: 1 P: 21	1B: 3 2B: 0 3B: 0 HR: 2 SF: 0 SAC: 1 DP: 1 HBP: 0						WP: 2 PB: 0 SB: 0 CS: 0 PA: 34

PITCHER		IP	WLS	BF	H	R	ER	SO	BB	IBB	HBP	BLK	WP	HR	S	P	ERA	WHIP
34 A.J. Burnett, R ERA: 3.52	(1, 1)	7.1	W	26	4	2	2	5	1	0	0	0	0	2	67	103	2.46	0.682
32 Brad Lincoln, R ERA: 2.78	(8, 1)	0.2	H	3	0	0	0	0	1	0	0	0	0	0	9	16	0.00	1.500
52 Joel Hanrahan, R ERA: 2.23	(9, 1)	1.0	S	5	1	1	1	2	1	0	0	0	2	0	11	21	9.00	2.000

PITCHER	IP	WLS	BF	H	R	ER	SO	BB	IBB	HBP	BLK	WP	HR	S	P	ERA	WHIP

Pittsburgh Pirates @ Houston Astros

Minute Maid Park, Houston, TX

Thu Jul 26 2012, 7:07 PM - 9:56 PM CDT

Att. 19,926 - Roof Closed - 73 F

livebaseballscorecards.com

AB	30
R	3
H	5
RBI	3
BB	3
SO	7
LOB	8

Batter	1	2	3	4	5	6	7	8	9	AB	R	H	RBI	BB	SO	LOB
6 Starling Marte, R (1, 7) OBP: 0.222, SLG: 0.625	C FF 94 F FF 92 X CU 82 0-2 ① G6-3			B CU 78 B FF 94 C SL 87 B SI 91 F FF 93 X SL 87 3-2 ① G6-3	S SL 86 C SI 91 B SL 84 B FF 91 T CU 80 2-2 ③ K		C CU 81 F CU 80 C FF 94 0-3 ③ K		B CU 73 X SI 89 1-0 ② SF8 2-3 3-H	4	0	0	1	0	2	0
7 Alex Presley, L (1, 9) OBP: 0.273, SLG: 0.378 26 Rod Barajas, R (9, PH) OBP: 0.280, SLG: 0.362 (9, 2)	C SI 93 C FF 93 B FF 93 C FF 93 1-3 ② K			C CU 78 F SI 92 F CU 80 B CU 81 X FF 93 1-2 HR	C FF 91 B SI 90 B CU 79 X FF 91 2-1 46 1B 1B			X SI 91 0-0 ① G4-3	B CU 73 B SI 87 C SI 88 F SI 86 B SI 88 X FF 88 3-2 ③ P3 1-2 3-H	4 1	1 0	2 0	1 0	0 0	1 0	0 1
22 Andrew McCutchen, R (1, 8) OBP: 0.425, SLG: 0.633	F FF 94 X CU 82 0-1 ③ G6-3			C SL 87 B CU 81 B FF 93 B SL 86 X SL 87 3-1 46 G6-3 2B	1 SAFE C FF 92 D CU 81 B FF 92 X CU 78 2-1 ① F9			F SI 90 F FF 93 X FF 91 0-2 46 F8 2B		4	0	2	0	0	0	1
46 Garrett Jones, L (1, 3) OBP: 0.288, SLG: 0.504		B FF 91 C SI 91 F CU 80 F FF 93 B FF 93 F CU 81 S FF 92 2-3 ① K		X FF 90 0-0 ② G6-3 2-3	X FF 91 0-0 1-3 1B			B SL 84 C SL 84 X SL 84 1-1 ② F8 2-3		4	0	1	0	0	1	2
18 Neil Walker, S (1, 4) OBP: 0.357, SLG: 0.428		C CU 79 S FF 93 B FF 94 S FF 93 1-3 ② K		F SI 91 F FF 92 X CU 81 0-2 ③ G3	F CU 80 X SI 92 0-1 ② G5-3			B KC 80 C SL 81 X SL 84 1-1 ③ G5-3		4	0	0	0	0	1	4
24 Pedro Alvarez, L (1, 5) OBP: 0.295, SLG: 0.484		X FF 92 0-0 ③ G5-3			B FF 90 B FF 90 S SI 91 X CH 82 2-1 55 HR 1B	B SI 92 S FF 91 C FF 92 S CU 82 1-3 ③ K2-3			C SL 84 C SI 91 B SL 85 S SL 83 1-3 ① K	4	1	1	0	0	2	2
55 Michael McKenry, R (1, 2) OBP: 0.341, SLG: 0.567 69 Jordy Mercer, R (9, PR) OBP: 0.304, SLG: 0.476 (9, 6)			B FF 92 X SL 86 1-0 ① F8	B FF 92 C FF 92 S CU 78 D CU 81 X CU 79 2-2 1-H HR		B FF 92 B FF 91 S FF 91 B FF 93 F SL 86 X FF 92 3-2 12 SH2-4 5 SF7 2B			C FF 96 B SL 83 C SL 82 B SL 83 F FF 97 F SL 85 X SL 85 2-2 14 BB 17 BB 6 SF8 1B	4 0	2 1	3 0	2 0	0 0	0 0	0 0
12 Clint Barmes, R (1, 6) OBP: 0.230, SLG: 0.296 17 Drew Sutton, S (9, PH) OBP: 0.297, SLG: 0.400 (9, 9)			B FF 91 C FF 92 B FF 92 B FF 93 C FF 92 F FF 92 C FF 93 3-3 ② K	C FF 91 B SL 86 F CU 79 T FF 94 1-2 ① K		B FF 92 X FF 92 1-0 ① SH2-4 2-3			B FF 97 B CH 87 S FF 96 B FF 96 B FF 97 4-1 6 SF8 14 BB 26 WP 1-2 BB	2 0	0 1	0 0	0 0	0 1	2 0	0 0
Jeff Karstens, R (1, 1) OBP: 0.111, SLG: 0.111 30 Chris Resop, R (6, 1) 5 Josh Harrison, R (7, PH) OBP: 0.282, SLG: 0.374 48 Jared Hughes, R (7, 1) 44 Tony Watson, L (8, 1) 14 Casey McGehee, R (9, PH) OBP: 0.301, SLG: 0.384 52 Joel Hanrahan, R (9, 1)			B FF 92 C FF 91 S CU 78 B CU 82 X FF 94 2-2 ③ G1-3	C FF 92 B FF 92 F SL 86 F FF 93 F CU 80 S CU 81 1-3 ② K2-3		S FF 95 F FF 95 X FF 95 0-2 ② SF7 3-H			B FF 97 B FF 96 C FF 96 B FF 97 S FF 97 F FF 96 B FF 97 4-2 26 WP 1-2 2-3 BB	2 0 0 0 0 0 0 0	0 0 0 0 0 0 0 0	0 0 0 0 0 0 0 0	0 0 1 0 0 0 1 0	0 0 0 0 0 0 0 0	1 0 0 0 0 0 0 0	0 0 0 0 0 0 0 0
Inning Stats	R: 0 E: 0 K: 1 S: 8 H: 0 LOB: 0 BB: 0 P: 9	R: 0 E: 0 K: 2 S: 9 H: 0 LOB: 0 BB: 0 P: 12	R: 0 E: 0 K: 1 S: 8 H: 0 LOB: 0 BB: 0 P: 14	R: 1 E: 0 K: 0 S: 13 H: 2 LOB: 1 BB: 0 P: 20	R: 2 E: 0 K: 3 S: 16 H: 2 LOB: 0 BB: 0 P: 24	R: 0 E: 0 K: 1 S: 10 H: 2 LOB: 2 BB: 0 P: 15	R: 1 E: 0 K: 1 S: 10 H: 1 LOB: 0 BB: 0 P: 14	R: 0 E: 0 K: 0 S: 8 H: 1 LOB: 1 BB: 0 P: 10	R: 2 E: 0 K: 1 S: 16 H: 1 LOB: 2 BB: 2 P: 31	1B: 4 2B: 3 3B: 0 HR: 2 SF: 2 SAC: 1 DP: 0 HBP: 0						

TOP

Pittsburgh Pirates @ Houston Astros

Minute Maid Park, Houston, TX

Fri Jul 27 2012, 7:06 PM - 10:26 PM CDT

Att. 24,685 - Roof Closed - 73 F

livebaseballscorecards.com

AB	33
R	6
H	9
RBI	5
BB	2
SO	10
LOB	10

PITCHER		IP	WLS	BF	H	R	ER	SO	BB	IBB	HBP	BLK	WP	HR	S	P	ERA	WHIP
18 Jordan Lyles, R ERA: 5.54	(1, 1)	6.0		25	7	4	4	8	0	0	0	0	0	2	67	100	6.00	1.167
43 Fernando Rodriguez Jr., R ERA: 6.05	(7, 1)	1.0	B	3	0	0	0	1	0	0	0	0	0	0	7	8	0.00	0.000
53 Wesley Wright, L ERA: 3.34	(8, 1)	1.1	H	4	0	0	0	1	0	0	0	0	0	0	8	11	0.00	0.000
59 Wilton Lopez, R ERA: 2.61	(8, 1)	0.0		1	1	0	0	0	0	0	0	0	0	0	3	3	∞	∞
53 Wesley Wright, L ERA: 3.34	(8, 1)	1.1	H	4	0	0	0	1	0	0	0	0	0	0	8	11	0.00	0.000

PITCHER		IP	WLS	BF	H	R	ER	SO	BB	IBB	HBP	BLK	WP	HR	S	P	ERA	WHIP
55 Rhiner Cruz, R ERA: 7.41	(9, 1)	0.0	L	3	1	0	0	0	2	0	0	0	0	0	9	19	∞	∞
63 Xavier Cedeño, L ERA: 2.53	(9, 1)	0.2	B	2	0	2	2	0	0	0	0	0	1	0	4	8	27.00	0.000

Pittsburgh Pirates @ Houston Astros

Minute Maid Park, Houston, TX

Fri Jul 27 2012, 7:06 PM - 10:26 PM CDT

Att. 24,685 - Roof Closed - 73 F

livebaseballscorecards.com

BOTTOM

Batter	1	2	3	4	5	6	7	8	9	AB	R	H	RBI	BB	SO	LOB
27 Jose Altuve, R (1, 4) OBP: 0.341, SLG: 0.421	B SI 85 C CH 84 C FF 86 S CU 68 1-3 ① **K**	X SL 81 0-0 ② **FC6-4** 9 S **1-2f** **2-3**		C FF 90 B CU 72 B FF 90 B FF 90 F SI 89 F FF 90 X SL 75 3-2 ③ **L8**		B FF 93 B FF 92 X FF 92 2-0 **1B**		F SI 94 B SI 92 B CH 86 X SI 94 2-1 ① **L9**		5	0	1	0	0	1	2
9 Marwin Gonzalez, S (1, 6) OBP: 0.302, SLG: 0.339	B CH 80 F SI 87 X CH 80 1-1 ② **G3-1**	D CU 71 C SI 90 S CU 72 D CU 73 X CH 79 2-2 ③ **F8** **1-2**			C CH 82 F CU 70 B SI 89 C SI 90 1-3 ① **K**	1 SAFE 1 SAFE F FF 91 X FF 91 0-1 ③ **P5**		C SI 94 B SI 93 F SI 94 B SL 84 C SL 83 2-3 ② **K**		5	0	0	0	0	2	3
23 Chris Johnson, R (1, 5) OBP: 0.331, SLG: 0.433	B SI 87 X SL 77 1-0 **2B**		B FF 90 C SI 89 C FF 89 B CU 69 X CU 70 2-2 **HR**		S SL 79 B FF 90 B CU 74 F CH 77 B FF 92 B SL 77 4-2 44 BB 46 WP **BB**		B SI 93 C SI 92 B SL 85 B SI 92 X SI 92 3-1 14 1B **3B**	C SI 93 S CH 86 F SL 84 B SI 94 S CH 86 1-3 ③ **K**		4	2	3	1	1	1	0
46 Scott Moore, L (1, 3) OBP: 0.264, SLG: 0.430	C CH 81 X SL 78 0-1 ③ **P2**		B FF 90 X CH 79 1-0 ① **P4**		1 SAFE 1 SAFE B CH 82 C CH 82 B FF 89 D SL 77 B SI 90 4-1 44 BB **BB** **1-2**		X SI 93 0-0 ① **G3**		C FF 96 S FF 96 B FF 95 S FF 96 1-3 ① **K**	4	0	0	0	1	1	2
14 J.D. Martinez, R (1, 7) OBP: 0.320, SLG: 0.389 1 Jordan Schafer, L (9, PR) OBP: 0.307, SLG: 0.304		C SI 88 B CU 70 X CU 66 1-1 44 1B 3 1B **1B**	C SL 78 B SI 90 S CU 72 S FF 91 1-3 ② **K**		C SI 89 X CU 72 0-1 ② **F9**		X SI 94 0-0 18 BB 44 1B **1B** **3-H**		S SL 88 B SL 88 B SL 89 B FF 97 C FF 97 X FF 96 3-2 44 S **1B**	5 0	1 0	3 0	1 0	0 0	1 0	2 0
44 Justin Maxwell, R (1, 8) OBP: 0.311, SLG: 0.450		B SL 80 1 SAFE X SI 89 1-0 3 1B 18 SH **1B** **1-2**	C SI 90 S FF 90 S CU 73 0-3 ③ **K**		F SL 77 D CU 70 D SL 78 F CU 68 B FF 90 B SL 81 4-2 3 FC6-4 **BB** **1-2** **2-3**		D SI 93 1 SAFE F SI 92 1 SAFE D FF 93 S SI 92 X FF 93 2-2 16 FC5 18 BB **1B** **1-2**		F FF 96 D FF 96 F FF 97 D SL 89 S FF 97 2-3 ② **K** **1-2**	4	1	2	0	1	2	1
3 Ben Francisco, R (1, 9) OBP: 0.301, SLG: 0.406 59 Wilton Lopez, R (8, 1) 19 Brian Bogusevic, L (8, 9) OBP: 0.301, SLG: 0.324		B SI 90 B SL 78 X SI 88 2-0 27 FC6-4 18 SH **1B** **1-3** **2-H**		C SI 89 S CU 75 X CU 70 0-2 **HR**	B SI 91 C SI 90 X SL 80 1-1 ③ **FC6-4** **1-2f**		B FF 93 F SI 93 S SI 93 S SI 92 1-3 ② **K**		B FF 96 S FF 97 X FF 97 1-1 ③ **P5**	4 0 1	1 0 0	2 0 0	2 0 0	0 0 0	1 0 0	5 0 2
18 Chris Snyder, R (1, 2) OBP: 0.302, SLG: 0.296		F SI 89 F SI 88 F CU 71 S CU 75 0-3 ① **K**		B FF 90 B SL 76 F SI 87 F FF 88 S FF 90 2-3 ① **K**		X FF 92 0-0 ① **L7**	B SI 93 C SI 93 B FF 93 D SI 93 2 SAFE B SI 93 4-1 16 FC5 **BB** **1-2** **2-3**			3	0	0	0	1	2	2
18 Jordan Lyles, R (1, 1) OBP: 0.136, SLG: 0.095 43 Fernando Rodriguez Jr., R (7, 1) 16 Matt Downs, R (7, PH) OBP: 0.245, SLG: 0.397 53 Wesley Wright, R (8, 1) (8, 9) (8, 1) 55 Rhiner Cruz, R (9, 1) 63 Xavier Cedeño, L (9, 1)		X SL 79 0-0 SH 27 FC6-4 **1-2** **3-H**		C FF 89 C FF 90 C CU 71 0-3 ② **K**		C FF 91 X FF 91 0-1 ② **F8**	X SI 91 0-0 ③ **FC5** **1-2** **2-3f**			2 0 0 1 0 0 0	0 0 0 0 0 0 0	0 0 0 0 0 0 0	1 0 0 0 0 0 0	0 0 0 0 0 0 0	1 0 0 0 0 0 0	0 0 3 0 0 0 0
Inning Stats	R: 0 E: 0 K: 1 S: 8 H: 1 LOB: 1 BB: 0 P: 11	R: 2 E: 0 K: 1 S: 13 H: 3 LOB: 2 BB: 0 P: 19	R: 1 E: 0 K: 2 S: 10 H: 1 LOB: 0 BB: 0 P: 14	R: 1 E: 0 K: 2 S: 13 H: 1 LOB: 0 BB: 0 P: 18	R: 0 E: 0 K: 1 S: 12 H: 0 LOB: 3 BB: 3 P: 26	R: 0 E: 0 K: 0 S: 6 H: 1 LOB: 1 BB: 0 P: 8	R: 1 E: 0 K: 1 S: 12 H: 3 LOB: 3 BB: 1 P: 22	R: 0 E: 0 K: 2 S: 9 H: 0 LOB: 0 BB: 0 P: 14	R: 0 E: 0 K: 2 S: 11 H: 1 LOB: 2 BB: 0 P: 18	1B: 7 2B: 1 3B: 1 HR: 2 SF: 0 SAC: 1 DP: 0 HBP: 0						

	AB	38
	R	5
	H	11
	RBI	5
	BB	4
	SO	12
	LOB	22

WP: 1 PA: 43
PB: 0
SB: 2
CS: 0

PITCHER		IP	WLS	BF	H	R	ER	SO	BB	IBB	HBP	BLK	WP	HR	S	P	ERA	WHIP
Jeff Karstens, R ERA: 3.88	(1, 1)	5.0		25	6	4	4	7	3	0	0	0	1	2	56	88	7.20	1.800
30 Chris Resop, R ERA: 3.17	(6, 1)	1.0		4	1	0	0	0	0	0	0	0	0	0	6	8	0.00	1.000
48 Jared Hughes, R ERA: 2.05	(7, 1)	1.0		7	3	1	1	1	1	0	0	0	0	0	12	22	9.00	4.000
44 Tony Watson, L ERA: 4.45	(8, 1)	1.0	W	3	0	0	0	2	0	0	0	0	0	0	9	14	0.00	0.000
52 Joel Hanrahan, R ERA: 2.18	(9, 1)	1.0	S	4	1	0	0	2	0	0	0	0	0	0	11	18	0.00	1.000

PITCHER	IP	WLS	BF	H	R	ER	SO	BB	IBB	HBP	BLK	WP	HR	S	P	ERA	WHIP

Batter	1	2	3	4	5	6	7	8	9	AB	R	H	RBI	BB	SO	LOB
6 Starling Marte, R (1, 7) OBP: 0.143, SLG: 0.385	B SI 89 F SI 88 C SI 89 S SL 85 1-3 ① K		C SI 89 S SL 82 B SL 85 F CH 82 X SL 84 1-2 ② F8		X SL 82 0-0 ② F8		D CU 81 D FF 90 S CU 81 F CU 82 X CU 81 2-2 ② L8		S SI 92 F FF 92 B SI 92 B FF 94 X FF 93 2-2 ③ G4-3	5	0	0	0	0	1	2
7 Alex Presley, L (1, 9) OBP: 0.276, SLG: 0.390	X SI 88 0-0 HR		B SI 90 B CH 80 C SI 89 B CH 82 B SI 89 4-1 BB		B CH 83 F SL 81 C SL 81 B SL 86 S SL 84 2-3 ③ K 2-3		C CH 84 D CH 81 B SI 92 X CH 83 2-1 ③ G4-3			3	1	1	1	1	1	2
22 Andrew McCutchen, R (1, 8) OBP: 0.426, SLG: 0.631	X SI 91 0-0 ② P3		B SI 89 F SI 89 B SI 89 1 SAFE D SL 85 C SL 83 F SL 83 F SI 89 X CH 82 3-2 ③ G5-3			B SI 88 B SL 81 B SL 83 X SI 89 3-0 18 HBP 46 E 24 G2-3 1B		C SI 91 B SI 91 B CU 81 F SI 90 F CU 82 B CH 92 B SI 90 4-2 46 1B 26 1B BB		3	1	1	0	1	0	1
46 Garrett Jones, L (1, 3) OBP: 0.291, SLG: 0.511 32 Brad Lincoln, L (8, 1) OBP: 0.200, SLG: 0.200 39 Jason Grilli, R (9, 1)	C SI 89 B SI 89 X SI 90 1-1 3B			B SI 87 C SI 88 B SI 88 S SI 88 X SL 81 2-2 ① G5-3		B SI 86 X CH 77 1-0 24 G2-3 18 HBP 26 PB 1-2		B SI 91 X CH 83 1-0 26 1B 1-3 1B		4 0 0	1 0 0	2 0 0	0 0 0	0 0 0	0 0 0	1 0 0
18 Neil Walker, S (1, 4) OBP: 0.359, SLG: 0.436	C SI 90 B CH 82 X CH 83 1-1 ③ F7			B SI 90 X SI 89 1-0 HR		TC SI 90 F SI 91 F FF 91 H SL 81 1-2 26 PB 24 G2-3 1-2 2-3 HBP		C FF 95 B FF 96 S FF 96 X FF 96 1-2 ① P6		3	1	1	1	0	0	3
24 Pedro Alvarez, L (1, 5) OBP: 0.292, SLG: 0.477		B SI 88 X SI 88 1-0 ① F8		S SL 79 B SL 80 B SI 88 F SL 81 B CH 82 S SL 82 3-3 ② K		B SL 84 X SI 91 1-0 ①② G2-3 1-2 2-3 3-Hf		S CU 80 D CU 81 F FF 95 F FF 95 B FF 95 C CU 81 2-3 ② K		4	0	0	0	0	2	5
26 Rod Barajas, R (1, 2) OBP: 0.279, SLG: 0.360		B SI 90 B SL 82 F SI 90 F SI 89 F SL 84 S SL 84 2-3 ② K		S SL 84 C SL 84 B SI 90 F SL 85 F SL 84 X SL 85 1-2 ③ G6-3		B SI 91 B SI 90 S SI 91 X SI 91 2-1 ③ P4 2-3 3-H		F CU 79 D CU 80 X CU 81 1-1 ③ 1-3 3-H 1B		4	0	1	1	0	1	1
12 Clint Barmes, R (1, 6) OBP: 0.233, SLG: 0.299		C SL 82 F SL 84 S SL 84 0-3 ③ K			B SL 79 C SI 88 S SL 81 X SL 83 1-2 7 WP 51 SH3 1B		C SI 92 B CU 82 B CU 81 F SI 90 X SI 92 2-2 51 SH3 1B		B FF 92 F FF 91 C FF 92 X SI 91 1-2 ① G5-3	4	0	2	0	0	1	0
51 Wandy Rodriguez, S (1, 1) 30 Chris Resop, R (7, 1) 14 Casey McGehee, R (8, 3) OBP: 0.300, SLG: 0.382			B SI 89 C SI 88 X SI 88 1-1 ① G4-3		L SI 88 X SI 87 0-1 ① SH3 1-2		B SI 91 1 SAFE X SI 89 1-0 ① SH3 1-2		C FF 94 X FS 85 0-1 ② F9	1 0 1	0 0 0	0 0 0	0 0 0	0 0 0	0 0 0	0 0 0
Inning Stats	R: 1 E: 0 K: 1 S: 9 H: 2 LOB: 1 BB: 0 P: 12	R: 0 E: 0 K: 2 S: 8 H: 0 LOB: 0 BB: 0 P: 11	R: 0 E: 0 K: 0 S: 12 H: 0 LOB: 1 BB: 1 P: 21	R: 1 E: 0 K: 1 S: 12 H: 1 LOB: 0 BB: 0 P: 19	R: 0 E: 0 K: 1 S: 9 H: 1 LOB: 1 BB: 0 P: 12	R: 1 E: 1 K: 0 S: 8 H: 1 LOB: 1 BB: 0 P: 16	R: 0 E: 0 K: 0 S: 9 H: 1 LOB: 1 BB: 0 P: 16	R: 1 E: 0 K: 1 S: 13 H: 2 LOB: 2 BB: 1 P: 22	R: 0 E: 0 K: 0 S: 8 H: 0 LOB: 0 BB: 0 P: 11	1B: 5 2B: 0 3B: 1 HR: 2	SF: 0 SAC: 2 DP: 1 HBP: 1					

PITCHER		IP	WLS	BF	H	R	ER	SO	BB	IBB	HBP	BLK	WP	HR	S	P	ERA	WHIP
30 Armando Galarraga, R ERA: 3.6	(1, 1)	5.0		22	5	3	2	5	1	0	0	0	1	2	52	81	3.60	1.200
53 Wesley Wright, L ERA: 3.23	(6, 1)	1.0	B	3	0	0	0	0	0	0	1	0	0	0	6	10	0.00	0.000
28 C.J. Fick, R ERA: 6.75	(7, 1)	1.0	L	6	2	1	1	0	1	0	0	0	0	0	13	25	9.00	3.000
43 Fernando Rodriguez Jr., R ERA: 5.9	(8, 1)	1.0		3	1	0	0	1	0	0	0	0	0	0	9	13	0.00	1.000
59 Wilton Lopez, R ERA: 2.54	(9, 1)	1.0		3	0	0	0	0	0	0	0	0	0	0	8	11	0.00	0.000

PITCHER	IP	WLS	BF	H	R	ER	SO	BB	IBB	HBP	BLK	WP	HR	S	P	ERA	WHIP

TOP

Pittsburgh Pirates @ Houston Astros

Minute Maid Park, Houston, TX

Sat Jul 28 2012, 6:05 PM - 9:09 PM CDT

Att. 34,146 - Roof Closed - 73 F

livebaseballscorecards.com

AB	32
R	4
H	8
RBI	3
BB	2
SO	6
LOB	15

WP: 1	PA: 37		
PB: 1			
SB: 0			
CS: 0			

BOTTOM

Pittsburgh Pirates @ Houston Astros

Minute Maid Park, Houston, TX

Sat Jul 28 2012, 6:05 PM - 9:09 PM CDT

Att. 34,146 - Roof Closed - 73 F

livebaseballscorecards.com

Batter	1	2	3	4	5	6	7	8	9	AB	R	H	RBI	BB	SO	LOB
27 Jose Altuve, R (1, 4) OBP: 0.342, SLG: 0.421	C SI 91 B FF 91 X SI 90 1-1 ① G6-3	C CU 77 B CU 78 B CU 76 F SI 90 X CU 79 2-2 ③ FC6-4 1-2f			X SI 89 0-0 F8 16 1B 44 3B 1B	X SI 90 0-0 1-2 1B			B SL 82 B FF 93 C FF 94 B FF 94 F FF 93 S FF 94 3-3 ① K	5	1	2	0	0	1	2
16 Matt Downs, R (1, 3) OBP: 0.245, SLG: 0.393 28 C.J. Fick, R (7, 1) 43 Fernando Rodriguez Jr., R (8, 1) 9 Marwin Gonzalez, S (9, 6) OBP: 0.299, SLG: 0.336	B SI 92 X SI 91 1-0 ② F8		B SI 89 B CU 75 X SI 90 2-0 ① F8		B SI 89 1 SAFE L SI 89 X SI 89 1-1 1-2 44 3B 1B	C SI 89 B SI 89 X SI 89 1-1 ③ P3			F FF 94 B SL 84 B SL 84 X FF 94 2-1 ② G1-3	4 0 0 1	1 0 0 0	1 0 0 0	0 0 0 0	0 0 0 0	0 0 0 0	2 0 0 0
Chris Johnson, R (1, 5) OBP: 0.329, SLG: 0.428	B SI 91 B CH 85 B SI 90 B FF 90 4-0 BB		F SI 90 B CH 84 B SI 91 X SI 90 2-1 ② L4		D CU 78 B SI 88 F CU 76 X SI 89 2-1 ① F8 2-3		B FF 94 C FF 93 B CU 80 B FF 93 F FF 93 X SI 94 3-2 ① F9		F FF 94 B SL 85 B SL 84 F FF 94 C FF 95 2-3 ③ K	4	0	0	0	1	1	2
14 J.D. Martinez, R (1, 7) OBP: 0.319, SLG: 0.386	C SI 90 B SI 91 F SI 92 S CU 77 1-3 ③ K		C SI 90 F SI 90 B F SI 90 B CU 79 B CU 79 B CU 78 4-2 BB		F CU 76 B CU 78 X SI 89 1-1 ② F9		B CU 83 C FF 95 C FF 94 F FF 95 B FF 95 F FF 95 F CU 82 B FF 94 F FF 94 3-2 ② K T FF 85			3	0	0	0	1	2	3
44 Justin Maxwell, R (1, 8) OBP: 0.314, SLG: 0.459		F SI 91 B CU 76 B FF 90 B SI 91 B SI 90 4-1 12 SH5-4 3 BB 22 1B BB	C SI 90 B SI 90 X CU 77 1-1 ③ L6		S FF 91 X CU 77 0-1 1-H 3-H 3B		B FF 93 S FF 94 B CU 83 X FF 94 2-1 ③ G6-3			3	1	1	2	1	0	1
3 Ben Francisco, R (1, 9) OBP: 0.299, SLG: 0.389 18 Chris Snyder, R (9, 2) OBP: 0.302, SLG: 0.296		F SI 89 F SI 89 1 SAFE B FF 90 B SI 90 B SI 91 B CU 77 4-2 22 1B 12 SH5-4 1-2 BB		B SI 89 B SI 88 C SI 89 S SI 88 F SI 88 S CU 78 2-3 ① K	B SI 89 X CU 77 1-0 ③ G5-3			C FF 95 F FF 94 F FF 96 F CU 84 X FF 95 0-2 ① P4		3 0	0 0	0 0	0 0	1 0	1 0	1 0
12 Brian Bixler, R (1, 6) OBP: 0.253, SLG: 0.330 19 Brian Bogusevic, L (8, PH) OBP: 0.300, SLG: 0.322 (9, 9)		X SI 89 0-0 ① SH5-4 1-2 2-3		B SI 90 S SI 89 B CU 78 B SI 89 B SI 90 4-1 BB		C CU 74 B FF 88 F CU 76 B SI 90 X CU 77 2-2 ① G4-3		C CU 84 B CU 86 F FF 95 S CU 84 1-3 ② K		1 1	0 0	0 0	0 0	1 0	0 1	0 0
22 Carlos Corporán, S (1, 2) OBP: 0.458, SLG: 0.727 1 Jordan Schafer, L (8, PR) OBP: 0.307, SLG: 0.304 59 Wilton Lopez, R (9, 1)		X SI 90 0-0 27 FC6-4 2-3 3-H 1B		B CU 76 C CU 76 B SI 89 1 SAFE X SI 88 2-1 ② F8		C SI 88 C CU 77 S CU 76 0-3 ② K		F FF 95 F CU 84 X FF 95 0-2 46 S 1B		4 0 0	0 0 0	2 0 0	1 0 0	0 0 0	1 0 0	1 0 0
30 Armando Galarraga, R (1, 1) 53 Wesley Wright, R (6, 1) 46 Scott Moore, L (6, PH) OBP: 0.270, SLG: 0.432 (7, 3)		M CU 74 B CU 72 B CU 72 T SI 90 S CU 76 2-3 ② K		F SI 88 C CU 75 S CU 75 0-3 ③ K		C SI 89 C CU 75 B CU 75 B SI 87 X CU 74 2-2 27 1B 1B		C CU 81 B CU 83 B CU 84 X FF 94 2-1 ③ P4 1-2		2 0 2	0 0 0	0 0 1	0 0 0	0 0 0	2 0 0	3 0 1
Inning Stats	R: 0 H: 0 E: 0 LOB: 1 K: 1 BB: 1 S: 6 P: 13	R: 1 H: 1 E: 0 LOB: 2 K: 1 BB: 2 S: 11 P: 23	R: 0 H: 0 E: 0 LOB: 1 K: 0 BB: 1 S: 8 P: 17	R: 0 H: 0 E: 0 LOB: 1 K: 2 BB: 1 S: 10 P: 18	R: 2 H: 3 E: 0 LOB: 1 K: 0 BB: 0 S: 10 P: 15	R: 0 H: 2 E: 0 LOB: 2 K: 1 BB: 0 S: 12 P: 17	R: 0 H: 0 E: 0 LOB: 0 K: 1 BB: 0 S: 12 P: 20	R: 0 H: 1 E: 0 LOB: 2 K: 1 BB: 0 S: 13 P: 16	R: 0 H: 0 E: 0 LOB: 0 K: 2 BB: 0 S: 8 P: 15	1B: 6 2B: 0 3B: 1 HR: 0	SF: 0 SAC: 1 DP: 0 HBP: 0			WP: 0 PB: 0 SB: 1 CS: 0	PA: 39		

	AB	33
	R	3
	H	7
	RBI	3
	BB	5
	SO	9
	LOB	16

PITCHER	IP	WLS	BF	H	R	ER	SO	BB	IBB	HBP	BLK	WP	HR	S	P	ERA	WHIP
51 Wandy Rodriguez, L (1, 1) ERA: 3.82	6.0		29	6	3	3	5	5	0	0	0	0	0	57	103	4.50	1.833
30 Chris Resop, R (7, 1) ERA: 3.1	1.0	W	3	0	0	0	1	0	0	0	0	0	0	12	20	0.00	0.000
32 Brad Lincoln, R (8, 1) ERA: 2.73	1.0	H	4	1	0	0	1	0	0	0	0	0	0	13	16	0.00	1.000
39 Jason Grilli, R (9, 1) ERA: 1.86	1.0	S	3	0	0	0	2	0	0	0	0	0	0	8	15	0.00	0.000

PITCHER	IP	WLS	BF	H	R	ER	SO	BB	IBB	HBP	BLK	WP	HR	S	P	ERA	WHIP

Batter	1	2	3	4	5	6	7	8	9	AB	R	H	RBI	BB	SO	LOB
6 Starling Marte, R (1, 8) OBP: 0.211, SLG: 0.389	B SI 92 X SI 93 1-0 ① F9		C SI 94 X CU 85 0-1 ③ G5-3		B SI 93 C SI 93 C SI 93 F SI 93 F CU 84 F SI 94 X SI 93 1-2 7 S 2-3 1B		X FF 93 0-0 ① P3		C SI 91 X CH 90 0-1 7 1B 7 WP 18 SF7 1-3 1B	5	1	2	0	0	0	1
7 Alex Presley, L (1, 7) OBP: 0.275, SLG: 0.386	C SI 92 S CU 84 B SI 93 B CH 82 S SI 93 2-3 ② K			C SI 91 X SI 92 0-1 ① G5-3	F SI 92 B SI 91 S SL 89 F SI 93 F SL 89 F CH 81 B SI 93 F CH 80 B CU 82 3-3 ③ S CH 81 K 1-2		F FF 94 D CH 85 F FF 94 B FF 94 F FF 94 D CU 81 F FF 94 C FF 94 3-3 ② K		C FF 90 B FF 89 B CH 83 F CH 90 X SI 91 2-2 46 G3 1-3 3-H 1B	5	0	1	0	0	3	3
18 Neil Walker, S (1, 4) OBP: 0.359, SLG: 0.438	F SI 93 F SI 93 B SL 90 C SI 94 1-3 ③ K			C SI 93 B SI 92 B SL 90 B CH 82 B SI 94 4-1 46 WP 46 HR BB		B SI 90 C SI 91 X SI 92 1-1 ① F8	X FF 94 0-0 2-H 2B		C SI 86 S FF 86 F SI 87 X FF 87 0-2 ① SF7 3-H	3	1	1	2	1	1	0
46 Garrett Jones, L (1, 9) OBP: 0.289, SLG: 0.517		F SI 91 S CU 82 B CU 82 B SI 93 F SI 93 B CH 83 X SI 94 3-2 ① P5		B SI 92 F SI 91 F SI 92 B CU 84 X SI 94 2-2 1-H HR		C SL 91 C CH 83 B SI 93 B CH 85 X CH 82 2-2 ② G4-3	X SL 84 0-0 ③ F8		B SI 88 B CU 76 C SI 89 X SI 89 2-1 ② G3 1-2	5	1	1	2	0	0	2
14 Casey McGehee, R (1, 3) OBP: 0.298, SLG: 0.379		B SI 94 C SI 93 X SI 93 1-1 ② G5-3		S CU 84 X SI 93 0-1 ② L8		B SI 93 B SI 93 C SI 94 X SI 93 2-1 55 BB 24 BB 1B		B KC 78 C FF 90 C FF 91 C FF 91 1-3 ① K	C FF 92 F SI 91 C FF 93 0-3 ③ K	5	0	1	0	0	2	1
24 Pedro Alvarez, L (1, 5) OBP: 0.297, SLG: 0.479		B SI 93 S CH 84 S SL 90 X SL 91 1-2 1B		S CH 84 T CU 84 F CH 83 B SI 93 B SL 89 S CH 83 2-3 ③ K		C SI 92 B SI 93 B SL 90 C CH 81 B SI 92 D CH 82 4-2 55 BB 1-2 BB		B SI 92 C SL 84 X SI 90 1-1 1B		3	0	2	0	1	1	0
55 Michael McKenry, R (1, 2) OBP: 0.345, SLG: 0.561		C SI 93 X SI 92 0-1 ③ G4-3			C SI 92 B CU 84 C SI 92 F SL 90 F SI 94 F SI 94 B SI 93 X SI 94 2-2 69 FC6-4 1B	D SI 94 B SI 93 C SI 94 B SI 92 B SI 93 4-1 1-2 2-3 BB		C FF 88 B FF 90 S CU 81 S SL 84 1-3 ② K		3	0	1	0	1	1	2
69 Jordy Mercer, R (1, 6) OBP: 0.280, SLG: 0.435			C SI 92 C SI 92 B SI 94 B CU 84 B SI 94 X SI 94 3-2 ① G1-3		X SI 92 0-0 ① FC6-4 6 1B 53 SH3-4 1-2f	B FF 94 S FF 94 D CU 81 X FF 94 2-1 ③ P4		C CH 81 S CU 75 F CU 75 B FF 91 F CH 81 B FF 91 D FF 91 F FF 90 S CU 77 3-3 ③ K		2	0	0	0	0	0	1
22 Andrew McCutchen, R (6, PH) OBP: 0.425, SLG: 0.629										1	0	0	0	0	0	3
29 Kevin Correia, R (6, 1) OBP: 0.143, SLG: 0.143										0	0	0	0	0	0	0
17 Drew Sutton, S (8, PH) OBP: 0.295, SLG: 0.397										1	0	0	0	0	1	1
48 Jared Hughes, R (8, 1)										0	0	0	0	0	0	0
53 James McDonald, L (1, 1) OBP: 0.233, SLG: 0.154			C SI 93 C SI 93 S SL 90 0-3 ② K		X SI 92 0-0 ② SH3-4 1-2		C FF 92 X CU 79 0-1 18 2B 2B		C SI 90 B CU 80 C FF 90 X CU 82 1-2 6 1B 7 WP 1B	1	0	0	0	0	1	0
5 Josh Harrison, R (6, 6) OBP: 0.292, SLG: 0.391										2	2	2	0	0	0	0
Inning Stats	R: 0 E: 0 K: 2 S: 7 H: 0 LOB: 0 BB: 0 P: 11	R: 0 E: 0 K: 0 S: 11 H: 1 LOB: 1 BB: 0 P: 16	R: 0 E: 0 K: 1 S: 8 H: 0 LOB: 0 BB: 0 P: 11	R: 2 E: 0 K: 1 S: 12 H: 1 LOB: 0 BB: 1 P: 20	R: 0 E: 0 K: 1 S: 21 H: 2 LOB: 2 BB: 0 P: 27	R: 0 E: 0 K: 0 S: 12 H: 1 LOB: 3 BB: 2 P: 27	R: 1 E: 0 K: 1 S: 10 H: 2 LOB: 1 BB: 0 P: 13	R: 0 E: 0 K: 3 S: 14 H: 1 LOB: 1 BB: 0 P: 20	R: 2 E: 0 K: 1 S: 17 H: 3 LOB: 1 BB: 0 P: 22	1B: 8 2B: 2 3B: 0 HR: 1 SF: 1 SAC: 1 DP: 0 HBP: 0						

PITCHER		IP	WLS	BF	H	R	ER	SO	BB	IBB	HBP	BLK	WP	HR	S	P	ERA	WHIP
64 Lucas Harrell, R ERA: 4.03	(1, 1)	5.2	W	25	5	2	2	5	3	0	0	0	1	1	69	108	3.18	1.412
43 Fernando Rodriguez Jr., R ERA: 5.98	(6, 1)	1.0	H	5	2	1	1	1	0	0	0	0	0	0	11	16	9.00	2.000
53 Wesley Wright, L ERA: 3.16	(7, 1)	0.2	H	3	1	0	0	1	0	0	0	0	0	0	6	8	0.00	1.500
37 Francisco Cordero, R ERA: 6.75	(8, 1)	0.2		2	0	0	0	2	0	0	0	0	0	0	9	13	0.00	0.000
28 C.J. Fick, R ERA: 13.5	(9, 1)	0.0		3	3	2	2	0	0	0	0	0	1	0	8	11	∞	∞

PITCHER		IP	WLS	BF	H	R	ER	SO	BB	IBB	HBP	BLK	WP	HR	S	P	ERA	WHIP
63 Xavier Cedeño, L ERA: 2.38	(9, 1)	0.2		2	0	0	0	0	0	0	0	0	0	0	6	8	0.00	0.000
59 Wilton Lopez, R ERA: 2.52	(9, 1)	0.1		1	0	0	0	1	0	0	0	0	0	0	3	3	0.00	0.000

TOP

Pittsburgh Pirates @ Houston Astros

Minute Maid Park, Houston, TX

Sun Jul 29 2012, 1:06 PM - 4:32 PM CDT

Att. 20,453 - Roof Closed - 73 F

livebaseballscorecards.com

AB	36
R	5
H	11
RBI	4
BB	3
SO	10
LOB	14

WP: 2 PA: 41
PB: 0
SB: 1
CS: 0

BOTTOM

Pittsburgh Pirates @ Houston Astros

Minute Maid Park, Houston, TX

Sun Jul 29 2012, 1:06 PM - 4:32 PM CDT

Att. 20,453 - Roof Closed - 73 F

livebaseballscorecards.com

Batter	1	2	3	4	5	6	7	8	9	AB	R	H	RBI	BB	SO	LOB
27 Jose Altuve, R (1, 4) OBP: 0.345, SLG: 0.423	F FF 90 C SL 80 X FF 93 0-2 ① G6-3		B FF 90 B FF 90 F FF 91 B FF 91 B FF 90 4-1 9 2B 14 SF9 BB	B FF 92 B SL 78 X FF 91 2-0 2B		X FF 90 0-0 ① F8	C SI 92 C SI 92 D CU 82 B CU 81 B SL 89 B SL 88 4-2 1-2 9 2B BB			3	2	1	0	2	0	0
9 Marwin Gonzalez, S (1, 6) OBP: 0.311, SLG: 0.363	C FF 93 B CU 78 X FF 92 1-1 ② F7		1 SAFE 1 SAFE B FF 90 C FF 92 1 SAFE B SL 78 X FF 90 2-1 1-3 2B	C SL 79 C CU 75 S CU 77 0-3 ③ K		C FC 91 X CU 77 0-1 14 G1-3 46 1B 1B	C FC 92 X SL 88 0-1 1-H 2-H 3-H 2B			5	1	3	3	0	1	1
14 J.D. Martinez, R (1, 7) OBP: 0.320, SLG: 0.391	B FF 93 B FF 93 B FF 93 B FF 91 4-0 BB		S SL 80 F CU 76 F FF 92 X CU 78 0-2 ① SF9 3-H		B CU 73 X FF 89 1-0 46 1B 3B	C SL 87 X FF 89 0-1 ② G1-3 1-2	X FF 90 0-0 ③ G4-3			3	1	1	1	1	0	2
46 Scott Moore, L (1, 5) OBP: 0.287, SLG: 0.435	F SI 91 B CU 76 C SL 78 B FF 94 D SL 80 X FF 92 3-2 ③ F8		D CU 75 B SL 79 F FF 92 C SL 79 F SI 92 B SL 80 B FF 92 4-2 13 G5-4-3 BB		S SL 79 F SL 79 X CU 77 0-2 13 2B 18 FC2 3-H 1B	X CH 87 0-0 2-H 1B		X SI 92 0-0 ① G4-3		4	0	2	2	1	0	1
13 Steve Pearce, R (1, 3) OBP: 0.318, SLG: 0.440 53 Wesley Wright, R (7, 1) 37 Francisco Cordero, R (8, 1) 3 Ben Francisco, R (8, PH) OBP: 0.308, SLG: 0.411 28 C.J. Fick, R (9, 1) 63 Xavier Cedeño, L (9, 1) 59 Wilton Lopez, R (9, 1)		C SL 78 B FF 92 B CU 76 C SL 79 F FF 93 S CU 77 2-3 ① K	B SL 78 C FF 91 X CU 75 1-1 ② ③ G5-4-3 1-2f		X SI 90 0-0 18 FC2 1 G4-3 1-3 2B	C SL 88 F SL 88 F FF 92 B SL 88 D SL 88 X FF 91 3-2 ③ G6-3		C SI 92 B SI 92 B SI 92 B SI 92 X SI 93 3-1 2B		4 0 0 1 0 0 0 0	1 0 0 0 0 0 0 0	1 0 0 1 0 0 0 0	0 0 0 0 0 0 0 0	1 0 0 0 0 0 0 0	3 0 0 0 0 0 0 0
19 Brian Bogusevic, L (1, 9) OBP: 0.298, SLG: 0.318		B CH 83 B FF 92 B FF 91 C FF 91 X FF 93 3-1 ② G4-3		X FF 89 0-0 ① L9	I IN 52 I IN 56 I IN 56 4-0 1 G4-3 18 FC2 IBB		B SL 85 C CH 84 B SI 90 F CH 84 S SL 87 2-3 ① K	B SI 94 X FF 92 1-0 ② F9		4	0	0	0	1	1	1
18 Chris Snyder, R (1, 2) OBP: 0.310, SLG: 0.297		B SL 81 B SI 92 C FF 93 S SL 81 B SI 94 B FF 92 4-2 1 BB BB	B FF 90 B FF 89 C FF 91 B FF 91 T FF 90 F SI 91 B SI 91 4-2 1 HR BB	B SL 78 B FF 90 F SI 91 X FF 92 2-1 ① FC2 1 G4-3 1-2 2-3 3-Hf		C SL 87 T FF 91 X FF 91 0-2 16 1B 9 2B 1B	B SI 93 B SI 92 S SI 93 B SI 93 S SI 94 X SI 93 3-2 ③ F9			3	2	1	0	2	0	4
1 Jordan Schafer, L (1, 8) OBP: 0.310, SLG: 0.315		D CU 73 S FF 92 B CU 75 F FF 92 B FF 93 B CU 74 4-2 1-2 BB	B SI 90 B FF 91 X FF 92 2-0 1-H HR	C SI 91 C CU 75 X CU 76 0-2 ② G4-3 1-2 2-3 3-H		F CU 77 B CH 86 B SL 88 F CH 86 C SL 88 2-3 ② K				3	1	1	3	1	1	3
64 Lucas Harrell, S (1, 1) OBP: 0.200, SLG: 0.200 43 Fernando Rodriguez Jr., (6, 1) 16 Matt Downs, R (7, 3) OBP: 0.250, SLG: 0.397		D FF 92 C FF 91 S FF 92 B FF 91 S FF 92 2-3 ③ K	B FF 92 C FF 93 S FF 92 S FF 92 1-3 ② K	T FF 91 S FF 92 B FF 91 F FF 92 C CU 75 1-3 ③ K		X SL 88 0-0 27 BB 9 2B 1-3 1B				3 0 1	0 0 1	0 0 1	0 0 1	0 0 0	3 0 0	4 0 0

Inning Stats																							
	R: 0 E: 0 K: 0 S: 8	H: 0 LOB: 1 BB: 1 P: 16		R: 0 E: 0 K: 2 S: 13	H: 0 LOB: 2 BB: 2 P: 28		R: 1 E: 0 K: 0 S: 12	H: 1 LOB: 1 BB: 2 P: 23		R: 2 E: 0 K: 2 S: 12	H: 2 LOB: 1 BB: 1 P: 21		R: 2 E: 0 K: 1 S: 14	H: 3 LOB: 2 BB: 1 P: 22		R: 1 E: 0 K: 0 S: 10	H: 2 LOB: 1 BB: 0 P: 13		R: 3 E: 0 K: 2 S: 15	H: 3 LOB: 1 BB: 1 P: 23		R: 0 E: 0 K: 0 S: 7	H: 1 LOB: 1 BB: 0 P: 14

1B: 5	SF: 1
2B: 5	SAC: 0
3B: 1	DP: 1
HR: 1	HBP: 0

WP: 0	PA: 43
PB: 0	
SB: 0	
CS: 0	

AB	34
R	9
H	12
RBI	9
BB	8
SO	7
LOB	19

PITCHER		IP	WLS	BF	H	R	ER	SO	BB	IBB	HBP	BLK	WP	HR	S	P	ERA	WHIP
53 James McDonald, R ERA: 3.38	(1, 1)	5.0	L	27	6	5	5	5	6	1	0	0	0	1	59	110	9.00	2.400
29 Kevin Correia, R ERA: 4.49	(6, 1)	2.0		12	5	4	4	2	1	0	0	0	0	0	25	36	18.00	3.000
48 Jared Hughes, R ERA: 2.01	(8, 1)	1.0		4	1	0	0	0	0	0	0	0	0	0	7	14	0.00	1.000

PITCHER	IP	WLS	BF	H	R	ER	SO	BB	IBB	HBP	BLK	WP	HR	S	P	ERA	WHIP

Pittsburgh Pirates @ Chicago Cubs

Wrigley Field, Chicago, IL

Mon Jul 30 2012, 7:08 PM - 10:16 PM CDT

Att. 33,337 - Partly Cloudy - 89 F

TOP

livebaseballscorecards.com

Batter	1	2	3	4	5	6	7	8	9	AB	R	H	RBI	BB	SO	LOB
6 Starling Marte, R (1, 7) OBP: 0.304, SLG: 0.455	C SI 87 F SI 87 S CU 72 0-3 K		F CU 70 X CU 70 0-1 2-H 1B		L SL 80 X SI 86 0-1 7 F8-6-3 1B		C SL 82 B SL 79 X SI 90 1-1 7 FC4-6 1B			4	0	3	1	0	1	0
7 Alex Presley, L (1, 9) OBP: 0.271, SLG: 0.380	X SI 87 0-0 B2-3		1 SAFE X FF 86 0-0 F9		1 SAFE 1 SAFE C SI 85 1 SAFE P PO 83 X SI 85 1-1 F8-6-3 1-1		B SI 85 B SL 78 B SI 87 C SI 87 X SI 87 3-1 FC4-6 22 CS 1-2f			4	0	0	0	0	0	3
22 Andrew McCutchen, R (1, 8) OBP: 0.426, SLG: 0.627	C SI 88 S CU 72 B CU 72 B SI 86 X CH 82 2-2 P2			B SI 86 B CH 81 B SI 87 B SI 88 4-0 18 G6-3 46 1B 55 FC5-4 BB		B FF 91 C FF 91 B FC 87 F FF 90 X FF 90 2-2 46 FC4-6 1B	C SL 81 S SL 78 B SI 91 F SL 80 B SL 83 B SL 82 F SL 82 X SL 81 3-2 F7 1-2			3	1	1	0	1	0	1
46 Garrett Jones, L (1, 3) OBP: 0.289, SLG: 0.513		C SI 86 X CH 81 0-1 F7		C SI 86 X SI 87 0-1 55 FC5-4 18 G6-3 1-2 1B		C FF 90 S FC 88 B FC 89 X CU 77 1-2 FC4-6 24 WP 18 1B 55 1B 1-2f		B SI 88 S SL 82 B SL 80 F SL 79 F SI 91 B SL 84 X SL 83 3-2 P6		4	1	1	0	0	0	1
18 Neil Walker, S (1, 4) OBP: 0.359, SLG: 0.437 5 Josh Harrison, R (7, 4) OBP: 0.290, SLG: 0.388 (8, 5)		C CU 69 S SI 87 F CH 82 B SI 85 X CU 72 1-2 F9		B CU 72 C SI 86 F CH 81 F CU 71 X SI 86 1-2 G6-3 1-2 2-3		C FF 91 X CU 76 0-1 55 1B 24 WP 12 BB 1-2 1B		B SI 89 B SI 87 S SL 82 S SL 84 X SL 83 2-2 G6-3		3 1	1 0	1 0	0 0	0 0	0 0	2 0
24 Pedro Alvarez, L (1, 5) OBP: 0.299, SLG: 0.476 48 Jared Hughes, R (8, 1)		F CH 82 S CU 72 B CU 72 B CH 82 B CU 71 S CU 71 3-3 K		S CU 72 B SI 85 B CU 71 B CH 80 C CU 70 B CU 72 4-2 55 FC5-4 BB		B FF 92 B FC 86 B FF 92 C FF 90 S FF 91 B FF 90 4-2 12 BB 55 1B 1-2 2-3 BB		B SI 88 C SL 82 X SI 90 1-1 G6-3		2 0	0 0	0 0	0 0	2 0	1 0	0 0
55 Michael McKenry, R (1, 2) OBP: 0.342, SLG: 0.551			B SI 87 C SI 87 F CH 82 B CU 70 S CU 70 2-3 K	F SI 87 X SI 86 0-1 FC5-4 1-2f 2-3 3-H		B FF 90 S CH 78 X CH 78 1-1 12 BB 1-2 2-3 3-H 1B			B SI 90 B SI 90 B SI 91 C SI 92 C SI 92 X SI 91 3-2 F9	4	0	1	2	0	1	2
12 Clint Barmes, R (1, 6) OBP: 0.237, SLG: 0.299			F SI 87 B SI 86 B CH 82 C SI 87 X SI 88 2-2 45 SH5-4 6 1B 1B	C CU 70 X CU 71 0-1 P4		B CH 76 B FF 90 C FF 89 F FF 90 B CH 78 B FF 90 4-2 G6-4-3 1-2 2-3 3-H BB			C SI 92 X FC 88 0-1 P3	3	1	1	1	1	0	2
45 Erik Bedard, L (1, 1) OBP: 0.069, SLG: 0.069 30 Chris Resop, R (5, 1) Casey McGehee, R (6, PH) OBP: 0.297, SLG: 0.377 44 Tony Watson, L (6, 1) 17 Drew Sutton, S (8, 4) OBP: 0.292, SLG: 0.393			L SI 86 X SI 85 0-1 SH5-4 1-2		C SI 86 X SI 86 0-1 F8	X SL 79 0-0 G6-4-3 1-2f			C SI 92 F FC 89 S SI 93 0-3 K	1 0 1 0 1	0 0 0 0 0	0 0 0 0 0	0 0 0 0 0	0 0 0 0 1	0 0 3 0 0	0 0 0 0 0
Inning Stats	R: 0 E: 0 K: 1 S: 7 H: 0 LOB: 0 BB: 0 P: 9	R: 0 E: 0 K: 1 S: 9 H: 0 LOB: 0 BB: 0 P: 13	R: 1 E: 0 K: 1 S: 11 H: 2 LOB: 1 BB: 0 P: 15	R: 1 E: 0 K: 0 S: 12 H: 1 LOB: 2 BB: 2 P: 21	R: 0 E: 0 K: 0 S: 7 H: 1 LOB: 0 BB: 0 P: 7	R: 2 E: 0 K: 0 S: 15 H: 3 LOB: 2 BB: 2 P: 27	R: 0 E: 0 K: 0 S: 9 H: 1 LOB: 0 BB: 0 P: 16	R: 0 E: 0 K: 0 S: 9 H: 0 LOB: 0 BB: 0 P: 15	R: 0 E: 0 K: 1 S: 8 H: 0 LOB: 0 BB: 0 P: 11	1B: 8 2B: 1 3B: 0 HR: 0 SF: 0 SAC: 1 DP: 2 HBP: 0						

	AB	31
	R	4
	H	8
	RBI	4
	BB	4
	SO	4
	LOB	14

WP: 1 PA: 36
PB: 0
SB: 0
CS: 1

PITCHER		IP	WLS	BF	H	R	ER	SO	BB	IBB	HBP	BLK	WP	HR	S	P	ERA	WHIP
41 Justin Germano, R ERA: 1.98	(1, 1)	5.0	W	20	4	2	2	3	2	0	0	0	0	0	46	65	3.60	1.200
16 Jeff Beliveau, L ERA: 6.0	(6, 1)	0.1		6	3	2	2	0	2	0	0	0	1	0	14	26	54.00	15.000
60 Manny Corpas, R ERA: 3.18	(6, 1)	2.2		7	1	0	0	0	0	0	0	0	0	0	19	32	0.00	0.375
57 Scott Maine, L ERA: 5.0	(9, 1)	1.0		3	0	0	0	1	0	0	0	0	0	0	8	11	0.00	0.000

PITCHER		IP	WLS	BF	H	R	ER	SO	BB	IBB	HBP	BLK	WP	HR	S	P	ERA	WHIP

Batter	1	2	3	4	5	6	7	8	9	AB	R	H	RBI	BB	SO	LOB
Reed Johnson, R (1, 8) OBP: 0.355, SLG: 0.444 9 David DeJesus, L (5, PH) OBP: 0.359, SLG: 0.391 (6, 8)	B FF 86 B SI 89 C FF 88 F SI 90 S CU 77 2-3 K 13 2B		B SI 92 F CH 80 T FF 92 X CU 77 1-2 ② G5-3		X CU 76 0-0 E5 13 1B 44 HR B SI 94 S FF 95 X SI 95 1-1 13 HR 1B 2-H 3-H		X SL 84 0-0 ② F9 2-3			3 2	2 1	0 1	0 2	0 0	1 0	0 1
13 Starlin Castro, R (1, 6) OBP: 0.313, SLG: 0.430	B FF 89 X CH 77 1-0 1-H 2B		B CU 77 B FF 90 B SI 92 C FF 90 B CU 78 4-1 BB		X CU 76 0-0 44 HR 1-2 1B X CU 80 0-0 1-H HR		C SI 94 S SL 84 B SI 94 D CH 87 S SL 86 2-3 ③ K			4	2	3	3	1	1	1
44 Anthony Rizzo, L (1, 3) OBP: 0.371, SLG: 0.587	B FF 89 B SI 90 C FF 91 B FC 88 X SI 89 3-1 ① P5		X FF 92 0-0 ③ F8		B FF 91 X SI 90 1-0 1-H 2-H HR C SI 93 X CH 82 0-1 ③ G1-3			S SI 91 B SI 92 B SI 92 S SI 93 B SI 93 4-2 1 FC6-4 BB		4	1	1	3	1	0	2
12 Alfonso Soriano, R (1, 7) OBP: 0.324, SLG: 0.504 1 Tony Campana, L (8, 7) OBP: 0.301, SLG: 0.293	C CU 77 X FF 89 0-1 ② F8			X FF 89 0-0 ① F8	B CU 78 T FF 89 C CU 76 F FF 89 X CU 75 1-2 1B 15 1B 1B	C SI 96 S CH 87 S SL 85 0-3 ① K		B SI 92 B SI 92 X SI 92 2-0 ① FC6-4 3 FC5-4 1-2f		4 1	1 0	1 0	0 0	0 0	1 0	1 1
3 Jeff Baker, R (1, 9) OBP: 0.307, SLG: 0.441	S CU 76 S CU 77 D CU 75 C SI 91 1-3 ③ K			B SI 90 B FF 91 S FF 89 F CU 76 B FF 91 X SI 91 3-2 BB 15 HR 1B	F SI 89 B FF 90 B CU 76 F SI 90 S CU 76 2-3 ① K	B SL 83 C SI 95 X SI 95 2-1 ② F8		T SI 93 S SI 93 B SI 93 D SI 93 X SI 93 2-2 ② FC5-4 51 1B 1-2f		5	1	1	0	0	2	3
Geovany Soto, R (1, 2) OBP: 0.284, SLG: 0.347 51 Steve Clevenger, L (6, PH) OBP: 0.269, SLG: 0.338 (7, 2)		S SI 90 B CU 76 S CU 77 C FF 91 1-3 ① K		C CU 77 C CU 77 D CU 78 B SI 92 B CU 77 1 SAFE B CU 77 4-2 15 HR 1-2 BB	X FF 90 0-0 15 1B 21 1B 1-2 1B	C SI 96 C SL 83 B SI 96 X SL 84 1-2 ③ G4-3		S SI 93 C SI 93 B CH 84 B SI 92 F SI 94 X SI 94 2-2 1-2 1B		2 2	2 0	1 1	0 0	1 0	1 0	0 0
15 Darwin Barney, R (1, 4) OBP: 0.310, SLG: 0.392		F SI 93 B SI 92 S CU 78 B SI 92 S CU 78 2-3 ② K		B SI 91 F FF 90 B SI 91 F CU 76 F CU 76 X SI 92 2-2 1-H 2-H HR	C SI 93 X SI 93 0-1 41 SH2-4 21 1B 9 1B 1-3 2-H 1B		X SI 93 0-0 21 2B 3B	B SI 94 S SI 93 F SI 92 F SL 85 F SI 93 B SL 82 B SI 93 F SI 93 C SI 94 3-3 ③ K		5	3	3	4	0	2	2
21 Joe Mather, R (1, 5) OBP: 0.280, SLG: 0.366		B SI 92 C CU 77 B FF 91 B CU 77 F FF 90 X SI 92 3-2 ③ F8		X SI 90 0-0 ② G6-3	C SI 81 F SI 93 B SI 94 X CU 81 1-2 41 SH2-4 9 1B 1-2 3-H 1B		X SI 94 0-0 9 F9 3-H 2B			4	1	2	2	0	0	0
41 Justin Germano, R (1, 1) 16 Jeff Beliveau, L (6, 1) 60 Manny Corpas, R (6, 1) 57 Scott Maine, L (9, 1)			C SI 90 B CU 76 S FC 89 F CU 78 S SI 91 1-3 ① K	C SI 90 B FC 90 F SI 89 S CU 77 1-3 ③ K	L FF 90 B FF 92 X FF 92 1-1 ② SH2-4 1-2 2-3		S SI 93 C SI 94 C SI 94 0-3 ① K			2 0 1 0	0 0 0 0	0 0 0 0	0 0 0 0	2 0 1 0	0 0 1 0	0 0 1 0
Inning Stats	R: 1 E: 0 K: 2 S: 11 H: 1 LOB: 1 BB: 0 P: 18	R: 0 E: 0 K: 2 S: 9 H: 0 LOB: 0 BB: 0 P: 15	R: 0 E: 0 K: 1 S: 9 H: 0 LOB: 1 BB: 1 P: 15	R: 3 E: 0 K: 1 S: 14 H: 2 LOB: 0 BB: 1 P: 24	R: 9 E: 1 K: 1 S: 23 H: 8 LOB: 0 BB: 0 P: 30	R: 0 E: 0 K: 1 S: 8 H: 0 LOB: 0 BB: 0 P: 11	R: 1 E: 0 K: 2 S: 9 H: 2 LOB: 1 BB: 0 P: 11	R: 0 E: 0 K: 1 S: 16 H: 1 LOB: 2 BB: 1 P: 29		1B: 8 2B: 2 3B: 1 HR: 3 SF: 0 SAC: 1 DP: 0 HBP: 0						

PITCHER		IP	WLS	BF	H	R	ER	SO	BB	IBB	HBP	BLK	WP	HR	S	P	ERA	WHIP
45 Erik Bedard, L ERA: 4.83	(1, 1)	4.1	L	24	7	9	8	7	2	0	0	0	1	2	54	87	16.61	2.077
30 Chris Resop, R ERA: 3.78	(5, 1)	0.2		6	4	4	4	0	0	0	0	0	0	1	12	15	54.00	6.000
44 Tony Watson, L ERA: 4.45	(6, 1)	2.0		8	2	1	1	3	0	0	0	0	0	0	17	22	4.50	1.000
48 Jared Hughes, R ERA: 1.97	(8, 1)	1.0		5	1	0	0	1	1	0	0	0	0	0	16	29	0.00	2.000

PITCHER	IP	WLS	BF	H	R	ER	SO	BB	IBB	HBP	BLK	WP	HR	S	P	ERA	WHIP

BOTTOM

Pittsburgh Pirates @ Chicago Cubs

Wrigley Field, Chicago, IL

Mon Jul 30 2012, 7:08 PM - 10:16 PM CDT

Att. 33,337 - Partly Cloudy - 89 F

livebaseballscorecards.com

AB	39
R	14
H	14
RBI	14
BB	3
SO	11
LOB	12

WP: 1 PA: 43
PB: 0
SB: 0
CS: 0

Pittsburgh Pirates @ Chicago Cubs

Wrigley Field, Chicago, IL

Tue Jul 31 2012, 7:09 PM - 9:58 PM CDT

Att. 33,158 - Clear - 75 F

TOP

livebaseballscorecards.com

Batter	1	2	3	4	5	6	7	8	9	AB	R	H	RBI	BB	SO	LOB
6 Starling Marte, R (1, 7) OBP: 0.250, SLG: 0.370	K	F8		G4-3		K			E6	5	0	0	0	0	2	0
23 Travis Snider, L (1, 9) OBP: 0.311, SLG: 0.525	1B	G4-3		K			BB		G3	4	2	1	0	1	1	1
22 Andrew McCutchen, R (1, 8) OBP: 0.428, SLG: 0.629	1B		1B		P4		2B		K	5	1	3	0	0	1	1
46 Garrett Jones, L (1, 3) OBP: 0.294, SLG: 0.511	BB				BB		K		G4-3	3	1	1	0	2	1	3
18 Neil Walker, S (1, 4) OBP: 0.358, SLG: 0.444	HR		FC3-2 1B		F9		SF7			3	1	1	5	0	0	3
24 Pedro Alvarez, L (1, 5) OBP: 0.304, SLG: 0.481	2B		12 FC5 1B		BB		K			3	0	2	0	1	1	1
26 Rod Barajas, R (1, 2) OBP: 0.279, SLG: 0.355	K		12 FC5 BB		F9				F7	3	0	0	0	1	1	3
12 Clint Barmes, R (1, 6) OBP: 0.234, SLG: 0.295	P6		FC5				F9		P3	4	0	0	0	0	0	4
34 A.J. Burnett, R (1, 1) OBP: 0.154, SLG: 0.083		K		K			K		K	4	0	0	0	0	4	0
Inning Stats	R: 4 H: 4 E: 0 LOB: 1 K: 2 BB: 1 S: 20 P: 36	R: 0 H: 0 E: 0 LOB: 0 K: 1 BB: 0 S: 7 P: 11	R: 0 H: 3 E: 0 LOB: 3 K: 0 BB: 1 S: 13 P: 24	R: 0 H: 0 E: 0 LOB: 0 K: 2 BB: 0 S: 10 P: 14	R: 0 H: 0 E: 0 LOB: 2 K: 0 BB: 2 S: 11 P: 23	R: 0 H: 0 E: 0 LOB: 0 K: 2 BB: 0 S: 9 P: 13	R: 1 H: 1 E: 1 LOB: 1 K: 2 BB: 1 S: 13 P: 24	R: 0 H: 0 E: 0 LOB: 0 K: 1 BB: 0 S: 7 P: 10	R: 0 H: 0 E: 1 LOB: 1 K: 1 BB: 0 S: 8 P: 10	1B: 5 SF: 1 2B: 2 SAC: 0 3B: 0 DP: 0 HR: 1 HBP: 0							

PITCHER		IP	WLS	BF	H	R	ER	SO	BB	IBB	HBP	BLK	WP	HR	S	P	ERA	WHIP
27 Casey Coleman, R ERA: 7.4	(1, 1)	4.2	L	24	7	4	4	5	4	0	0	0	0	1	58	104	7.71	2.357
57 Scott Maine, L ERA: 4.95	(5, 1)	2.0		8	1	1	1	3	1	0	0	0	0	0	22	36	4.50	1.000
16 Jeff Beliveau, L ERA: 4.15	(7, 1)	1.1		4	0	0	0	2	0	0	0	0	0	0	10	15	0.00	0.000
54 Shawn Camp, R ERA: 2.7	(9, 1)	1.0		4	0	0	0	1	0	0	0	0	0	0	8	10	0.00	0.000

PITCHER	IP	WLS	BF	H	R	ER	SO	BB	IBB	HBP	BLK	WP	HR	S	P	ERA	WHIP

AB	34
R	5
H	8
RBI	5
BB	5
SO	11
LOB	16

WP: 0 PA: 40
PB: 0
SB: 1
CS: 0

Batter	1	2	3	4	5	6	7	8	9	AB	R	H	RBI	BB	SO	LOB
9 David DeJesus, L (1, 8) OBP: 0.358, SLG: 0.388	C FF 91 X SI 92 0-1 ① F8			B CH 88 X SI 92 1-0 ① G3		B KC 82 C KC 80 S KC 83 B KC 83 F KC 83 B SI 93 B KC 83 4-2 13 S BB		C SI 93 S KC 83 F KC 82 S KC 82 0-3 ③ K		3	0	0	0	1	1	2
13 Starlin Castro, R (1, 6) OBP: 0.310, SLG: 0.426	C FF 93 B SI 91 B KC 83 X FF 94 2-1 ② G4-3			F KC 81 X KC 82 0-1 ② F9		F FF 93 B SI 93 B SI 94 S KC 84 X SI 94 2-2 ③ F9 1-2			C SI 92 B KC 82 B SI 92 X SI 92 2-1 ① L8	4	0	0	0	0	0	1
44 Anthony Rizzo, L (1, 3) OBP: 0.367, SLG: 0.571	C KC 81 F SI 92 S KC 82 0-3 ③ K			B KC 81 C KC 82 F KC 82 B KC 83 B SI 92 B SI 92 4-2 BB			S KC 81 C SI 93 X KC 80 0-2 ① G6-3		B SI 91 X SI 90 1-0 ② L7	3	0	0	0	1	1	0
12 Alfonso Soriano, R (1, 7) OBP: 0.320, SLG: 0.499		X FF 92 0-0 ① G1-3		C FF 94 B FF 94 B SI 94 F KC 82 S KC 84 2-3 ③ K			X KC 82 0-0 ② F8		C KC 82 F KC 81 S KC 83 0-3 ③ K	4	0	0	0	0	2	1
6 Bryan LaHair, L (1, 9) OBP: 0.344, SLG: 0.462		C SI 92 C KC 82 C KC 82 0-3 ② K			X SI 91 0-0 ① F9		C SI 91 X SI 92 0-1 ③ G3-1			3	0	0	0	0	1	0
51 Steve Clevenger, L (1, 2) OBP: 0.263, SLG: 0.331		C SI 93 B SI 92 B FF 92 F SI 93 B KC 83 X SI 94 3-2 ③ G1-4-3			C SI 92 C KC 81 B KC 80 C KC 81 1-3 ② K			C SI 91 B KC 81 X KC 81 1-1 ① G3-1		3	0	0	0	0	1	0
15 Darwin Barney, R (1, 4) OBP: 0.310, SLG: 0.390 3 Jeff Baker, R (8, PR) OBP: 0.307, SLG: 0.441 (9, 4)			C FF 91 S KC 83 B KC 83 C SI 92 1-3 ① K		C KC 82 X FF 91 0-1 ③ G6-3			H KC 80 1-0 45 1B 24 S HBP		2 0	0 0	0 0	0 0	0 0	1 0	0 0
24 Luis Valbuena, L (1, 5) OBP: 0.252, SLG: 0.331			C SI 92 X SI 93 0-1 ② G6-3			C KC 82 B KC 81 S KC 82 F SI 92 X KC 82 1-2 ① F7		C SI 91 S KC 82 D KC 83 D KC 82 S KC 81 2-3 ② K 1-2		3	0	0	0	0	1	1
27 Casey Coleman, L (1, 1) OBP: 0.333, SLG: 0.333 57 Scott Maine, L (5, 1) 16 Jeff Beliveau, L (7, 1) 45 Adrian Cardenas, L (8, PH) OBP: 0.250, SLG: 0.342 54 Shawn Camp, R (9, 1)			C FF 93 F SI 92 B KC 81 F SI 94 X KC 82 1-2 ③ G6-3			B FF 92 B SI 92 C SI 90 B SI 91 X SI 91 3-1 ② G1-3		D KC 81 C KC 80 C SI 91 B SI 93 B KC 81 X SI 92 3-2 2-3 1B		1 1 0 1 0	0 0 0 0 0	0 0 0 1 0	0 0 0 0 0	0 0 0 0 0	0 0 0 0 0	0 0 0 0 0
Inning Stats	R: 0 E: 0 K: 1 S: 7 H: 0 LOB: 0 BB: 0 P: 9	R: 0 E: 0 K: 1 S: 7 H: 0 LOB: 0 BB: 0 P: 10	R: 0 E: 0 K: 1 S: 9 H: 0 LOB: 0 BB: 0 P: 11	R: 0 E: 0 K: 1 S: 8 H: 0 LOB: 1 BB: 1 P: 15	R: 0 E: 0 K: 1 S: 6 H: 0 LOB: 0 BB: 0 P: 7	R: 0 E: 0 K: 0 S: 12 H: 0 LOB: 1 BB: 1 P: 22	R: 0 E: 0 K: 0 S: 6 H: 0 LOB: 0 BB: 0 P: 6	R: 0 E: 0 K: 2 S: 12 H: 1 LOB: 2 BB: 0 P: 19	R: 0 E: 0 K: 1 S: 6 H: 0 LOB: 0 BB: 0 P: 9	1B: 1 2B: 0 3B: 0 HR: 0	SF: 0 SAC: 0 DP: 0 HBP: 1				WP: 0 PB: 0 SB: 2 CS: 0	PA: 31	

PITCHER	IP	WLS	BF	H	R	ER	SO	BB	IBB	HBP	BLK	WP	HR	S	P	ERA	WHIP
34 A.J. Burnett, R (1, 1) ERA: 3.27	9.0	W	31	1	0	0	8	2	0	1	0	0	0	73	108	0.00	0.333

PITCHER	IP	WLS	BF	H	R	ER	SO	BB	IBB	HBP	BLK	WP	HR	S	P	ERA	WHIP

BOTTOM

Pittsburgh Pirates @ Chicago Cubs

Wrigley Field, Chicago, IL

Tue Jul 31 2012, 7:09 PM - 9:58 PM CDT

Att. 33,158 - Clear - 75 F

livebaseballscorecards.com

AB	28
R	0
H	1
RBI	0
BB	2
SO	8
LOB	5

Pittsburgh Pirates @ Chicago Cubs

Wrigley Field, Chicago, IL

Wed Aug 01 2012, 1:20 PM - 4:45 PM CDT

Att. 33,014 - Sunny - 79 F

TOP

livebaseballscorecards.com

Batter	1	2	3	4	5	6	7	8	9	AB	R	H	RBI	BB	SO	LOB
6 Starling Marte, R (1, 7) OBP: 0.242, SLG: 0.438	S FF 88 L FF 90 S FF 90 0-3 ① K		C FF 88 B CH 79 X FF 88 1-1 HR		B CU 72 X CH 79 1-0 ① G6-3		S SL 82 F SL 84 B FF 89 B CH 82 X CH 82 2-2 ③ 1-2 G5-3	S SL 84 S SL 82 S SL 85 0-3 ② K		5	1	1	1	0	2	3
5 Josh Harrison, R (1, 4) OBP: 0.287, SLG: 0.381	L FF 89 X FF 90 0-1 ② F9		B FF 88 F CH 80 F FC 87 X FF 90 1-2 ① F8		B CH 79 C CH 79 F FC 87 X CH 82 1-2 ② G5-3			B SL 84 X SI 89 0-1 22 2B 46 1B 1B		5	1	1	0	0	1	2
22 Andrew McCutchen, R (1, 8) OBP: 0.432, SLG: 0.632	F FF 90 B FF 90 B SL 82 B SL 81 C FF 91 F CU 76 B CU 76 4-2 BB		B CU 72 C FC 88 B FF 91 F FC 88 F SL 80 F FF 91 B SL 81 B FC 87 4-2 23 1B 55 BLK BB		B FC 87 S SL 80 F FF 90 B FC 89 S FC 89 2-3 ③ K			1-3 ③ K C SI 88 1 SAFE X SI 88 0-1 1-3 46 1B 2B	C FF 94 B FF 95 S SL 86 X SL 85 1-2 46 2B 1B	3	3	2	0	2	1	0
14 Gaby Sanchez, R (1, 3) OBP: 0.251, SLG: 0.303 46 Garrett Jones, L (8, PH) OBP: 0.299, SLG: 0.518 (8, 3)	B CH 79 1 SAFE C SI 90 B FF 90 1 SAFE S CH 81 B FF 92 F CH 81 X FC 88 3-2 F7		1 SAFE B FF 89 1 SAFE S CH 79 1 SAFE S CH 80 B CH 80 F FC 87 1 SAFE 2-3 ② S CH 81 K			C SL 80 F SL 81 B SL 81 B SL 80 F SL 81 B SL 78 F SL 80 F SI 90 B SI 90 4-2 23 G4-6-3 BB		B SL 82 B SL 79 F CH 81 X CH 82 2-1 23 1B 55 HR 2-H 3-H 1B	T SL 86 X FF 94 0-1 1-H 2B	2 2	0 1	0 2	0 3	1 0	1 0	2 0
23 Travis Snider, L (1, 9) OBP: 0.320, SLG: 0.511		C FF 89 X FF 90 0-1 ① G4-3	F FC 86 1 SAFE D SL 81 B FC 87 F FC 87 B CU 72 X FC 87 3-2 55 BLK 1-3 1B			X SI 89 0-0 ①② G4-6-3 1-2f		B SI 88 B SI 87 X SI 87 2-0 1-3 55 HR 1B	C SL 87 T SL 86 S SL 87 0-3 ① K	5	1	2	0	0	1	2
55 Michael McKenry, R (1, 2) OBP: 0.344, SLG: 0.568		B FF 90 B FF 88 T FF 89 F FC 88 B FF 91 X FC 89 3-2 12 BB 1B	B CH 81 B FC 87 F FC 87 F FC 87 X CH 82 2-2 ③ F7 1-2 3-H			C SI 88 C SL 80 B SI 91 B SL 81 F SL 83 F SL 81 B SI 90 F SL 83 X SL 83 3-2 ③ F8		B SI 88 X SI 88 1-0 1-H 3-H HR	C FF 94 C FF 95 S FF 94 0-3 ② K	5	1	2	3	0	1	2
24 Pedro Alvarez, L (1, 5) OBP: 0.306, SLG: 0.480		B FF 89 X FF 89 1-0 ② F7	C SL 79 C CU 74 B CU 74 S SL 81 1-3 ① K				S SL 83 B SL 83 X CU 73 1-1 6 S 1B	B SL 80 C CH 83 F SI 88 B FF 88 X CH 83 2-2 7 F9 12 1B 1B	B FF 95 C SL 85 S SL 86 B SL 85 S SL 86 2-3 ③ K	5	0	2	0	0	2	2
12 Clint Barmes, R (1, 6) OBP: 0.237, SLG: 0.295		B FF 88 B FF 89 B FF 88 B FF 89 4-0 1-2 BB	C FC 88 F SL 78 B FC 87 X CH 80 1-2 ② G6-3				1 SAFE T SL 83 S CH 81 S CH 82 0-3 ① K	C SL 80 X SI 89 0-1 1-2 1B		3	0	1	0	1	1	1
Jeff Karstens, R (1, 1) OBP: 0.100, SLG: 0.100 30 Chris Resop, R (6, 1) 44 Tony Watson, L (6, 1) 48 Jared Hughes, R (7, 1) 7 Alex Presley, L (8, PH) OBP: 0.270, SLG: 0.379 39 Jason Grilli, R (8, 1) 52 Joel Hanrahan, R (9, 1)		B FF 89 C FC 87 F FC 86 F FF 90 B CU 73 B FC 87 S FF 89 3-3 ③ K	C FF 89 B SL 82 B FC 88 B FF 89 C FF 90 F FC 90 T FF 91 3-2 ③ K				C SI 89 B SI 89 L SL 83 M SL 82 1-3 ② K	B SI 94 F SI 92 X CH 87 1-1 ① F9 2-3		2 0 1 0 1 0 0 0	0 0 0 0 0 0 0 0	0 0 0 0 0 0 0 0	0 0 1 0 0 0 0 0	2 0 0 0 1 0 0 0	2 0 1 0 1 2 0 0	2 0 1 0 1 0 0 0
Inning Stats	R: 0 E: 0 K: 1 S: 12 H: 0 LOB: 1 BB: 1 P: 19	R: 0 E: 0 K: 1 S: 10 H: 1 LOB: 2 BB: 1 P: 21	R: 2 E: 0 K: 1 S: 19 H: 2 LOB: 1 BB: 1 P: 32	R: 0 E: 0 K: 2 S: 10 H: 0 LOB: 0 BB: 0 P: 15	R: 0 E: 0 K: 1 S: 7 H: 0 LOB: 0 BB: 0 P: 11	R: 0 E: 0 K: 0 S: 12 H: 0 LOB: 0 BB: 1 P: 19	R: 0 E: 0 K: 2 S: 11 H: 1 LOB: 1 BB: 0 P: 15	R: 5 E: 0 K: 2 S: 21 H: 7 LOB: 2 BB: 0 P: 30	R: 1 E: 0 K: 3 S: 14 H: 2 LOB: 1 BB: 0 P: 17	1B: 9 2B: 2 3B: 0 HR: 2 SF: 0 SAC: 0 DP: 1 HBP: 0						

AB	39
R	8
H	13
RBI	7
BB	4
SO	13
LOB	19

WP: 0 PB: 0 SB: 1 CS: 0 PA: 43

PITCHER		IP	WLS	BF	H	R	ER	SO	BB	IBB	HBP	BLK	WP	HR	S	P	ERA	WHIP
37 Travis Wood, L ERA: 4.9	(1, 1)	5.0	L	21	3	2	2	6	3	0	0	1	0	1	58	98	3.60	1.200
60 Manny Corpas, R ERA: 3.04	(6, 1)	1.0		3	0	0	0	0	1	0	0	0	0	0	12	19	0.00	1.000
40 James Russell, L ERA: 3.33	(7, 1)	1.0		4	1	0	0	2	0	0	0	0	0	0	11	15	0.00	1.000
54 Shawn Camp, R ERA: 3.54	(8, 1)	0.0		7	7	5	5	0	0	0	0	0	0	1	13	20	∞	∞
55 Alberto Cabrera, R ERA:	(8, 1)	1.0		3	0	0	0	2	0	0	0	0	0	0	8	10	0.00	0.000

PITCHER		IP	WLS	BF	H	R	ER	SO	BB	IBB	HBP	BLK	WP	HR	S	P	ERA	WHIP
49 Carlos Marmol, R ERA: 4.86	(9, 1)	1.0		5	2	1	1	3	0	0	0	0	0	0	14	17	9.00	2.000

BOTTOM

Pittsburgh Pirates @ Chicago Cubs

Wrigley Field, Chicago, IL

Wed Aug 01 2012, 1:20 PM - 4:45 PM CDT

Att. 33,014 - Sunny - 79 F

Batter	1	2	3	4	5	6	7	8	9	AB	R	H	RBI	BB	SO	LOB
9 David DeJesus, L (1, 8) OBP: 0.353, SLG: 0.382	C CH 84 B SI 86 S CH 78 F SI 87 B CU 69 X SI 86 2-2 ① G5-3		B CU 69 X SI 86 1-0 ① P4		C SI 90 B SI 85 C CU 69 B SI 90 X CH 79 2-2 ③ G4-3			B FF 93 B FF 92 C FF 92 F FF 94 C FF 94 2-3 ① K	B FF 97 C SL 88 F FF 98 F SL 88 S SL 89 1-3 ② K	5	0	0	0	0	2	1
13 Starlin Castro, R (1, 6) OBP: 0.311, SLG: 0.433	C SI 85 B SI 86 X SL 76 1-1 HR		C SI 88 C SI 89 B SI 90 F SI 90 X CU 74 1-2 ② F8			X SI 93 0-0 ① G6-3		C FF 93 X SL 83 0-1 ② P3	X SL 87 0-0 1-2 1B	5	1	2	1	0	0	0
44 Anthony Rizzo, L (1, 3) OBP: 0.360, SLG: 0.556	B SI 88 C CH 81 C SI 88 F SL 79 F CU 68 B SI 88 F CH 82 F FF 90 X CU 67 2-2 ② F9		F CU 70 B CH 82 B SI 89 F CH 77 X SL 80 2-2 ③ G1-3			B SI 93 B SI 94 S SI 93 B SI 93 X SI 95 3-1 ② F7		X FF 94 0-0 1B	C FF 99 F FF 97 B FF 98 S SL 90 1-3 ③ K	5	0	1	0	0	1	2
12 Alfonso Soriano, R (1, 7) OBP: 0.322, SLG: 0.499	C FF 88 S CU 70 C SI 90 0-3 ③ K			C SI 86 X SI 88 0-1 1B		X FF 95 0-0 1B		F FF 94 T FF 94 F FF 94 S SL 84 0-3 ③ K		4	0	2	0	0	2	1
6 Bryan LaHair, L (1, 9) OBP: 0.346, SLG: 0.469		F SI 87 B CU 70 B CH 77 F CH 83 F SL 80 B SI 90 X SI 86 3-2 3 F9 2B		C CU 71 B CU 71 1 SAFE B CH 79 F SI 89 F SL 80 F CU 72 S CU 68 2-3 ① K		F SL 83 B SI 95 X SL 84 1-1 ③ G6-3			B FF 94 B FF 96 X FF 97 2-0 3 3B 2B	4	1	2	0	0	1	2
3 Jeff Baker, R (1, 4) OBP: 0.312, SLG: 0.458		C SL 81 D CU 72 S SI 89 B CU 73 F SL 77 X SI 90 2-2 ① F9 2-3		C SI 90 S SL 76 B SL 81 D CU 69 X CU 73 2-2 ② P4			X SI 93 0-0 21 S 24 S 1B		C FF 97 D SL 88 X FF 97 1-1 2-H 53 HR 3B	4	1	2	1	0	0	2
53 Welington Castillo, R (1, 2) OBP: 0.268, SLG: 0.421		C SL 78 X CU 72 0-1 ② G4-3		1 SAFE C SI 90 F SI 90 B SI 93 F SL 77 B SL 82 B SI 91 F SI 90 C FF 90 3-3 ③ K			B SI 94 1 SAFE B SI 94 B SI 93 C SI 93 X SI 93 3-1 ① P4		C FF 96 B FF 97 B FF 97 X FF 97 2-1 3-H HR	4	1	1	2	0	1	3
24 Luis Valbuena, L (1, 5) OBP: 0.259, SLG: 0.331		B FF 90 B CH 82 B SI 86 B SI 88 4-0 BB			C SI 88 F SI 90 X CU 75 0-2 ① F7		B SI 94 C SI 94 D SL 85 C SI 94 C SL 84 2-3 ② K 1-2		B FF 96 X FF 97 1-0 13 1B 1B	3	0	1	0	1	1	1
37 Travis Wood, R (1, 1) OBP: 0.200, SLG: 0.320 60 Manny Corpas, R (6, 1) 40 James Russell, L (7, 1) 21 Joe Mather, R (7, PH) OBP: 0.278, SLG: 0.363 54 Shawn Camp, R (8, 1) 55 Alberto Cabrera, R (8, 1) 49 Carlos Marmol, R (9, 1) 45 Adrian Cardenas, L (9, PH) OBP: 0.244, SLG: 0.333		F SI 91 B CU 71 B CU 70 F SI 88 F SL 76 F FF 90 F FF 90 S SL 79 2-3 ③ K			C SI 89 B SI 90 X SI 89 1-1 ② P4		B SI 93 S SI 92 B SI 93 X SI 93 2-1 ③ G5-3 2-3		B FF 97 T FF 97 S SL 88 S SL 89 1-3 ① K	2 0 0 1 0 0 0 1	0 0 0 0 0 0 0 0	0 0 0 0 0 0 0 0	0 0 0 0 0 0 0 0	0 0 0 0 0 0 0 0	1 0 0 0 0 0 0 1	2 0 0 1 0 0 0 1
Inning Stats	R: 1 H: 1 E: 0 LOB: 0 K: 1 BB: 0 S: 16 P: 21	R: 0 H: 1 E: 0 LOB: 2 K: 1 BB: 1 S: 16 P: 27	R: 0 H: 0 E: 0 LOB: 0 K: 0 BB: 0 S: 8 P: 12	R: 0 H: 1 E: 0 LOB: 1 K: 2 BB: 0 S: 15 P: 22	R: 0 H: 0 E: 0 LOB: 0 K: 0 BB: 0 S: 8 P: 11	R: 0 H: 1 E: 0 LOB: 1 K: 0 BB: 0 S: 6 P: 10	R: 0 H: 1 E: 0 LOB: 1 K: 1 BB: 0 S: 8 P: 15	R: 0 H: 1 E: 0 LOB: 1 K: 2 BB: 0 S: 10 P: 12	R: 3 H: 5 E: 0 LOB: 2 K: 3 BB: 0 S: 17 P: 26	1B: 6 2B: 2 3B: 1 HR: 2	SF: 0 SAC: 0 DP: 0 HBP: 0			WP: 0 PB: 0 SB: 2 CS: 0	PA: 39	

livebaseballscorecards.com

AB	38
R	4
H	11
RBI	4
BB	1
SO	10
LOB	16

PITCHER		IP	WLS	BF	H	R	ER	SO	BB	IBB	HBP	BLK	WP	HR	S	P	ERA	WHIP
Jeff Karstens, R ERA: 3.7	(1, 1)	5.0	W	19	3	1	1	4	1	0	0	0	0	1	63	93	1.80	0.800
30 Chris Resop, R ERA: 3.73	(6, 1)	0.2	H	3	1	0	0	0	0	0	0	0	0	0	4	7	0.00	1.500
44 Tony Watson, L ERA: 4.32	(6, 1)	1.0	H	4	1	0	0	1	0	0	0	0	0	0	8	14	0.00	1.000
48 Jared Hughes, R ERA: 1.95	(7, 1)	0.1	H	1	0	0	0	0	0	0	0	0	0	0	2	4	0.00	0.000
39 Jason Grilli, R ERA: 1.82	(8, 1)	1.0		4	1	0	0	2	0	0	0	0	0	0	10	12	0.00	1.000

PITCHER		IP	WLS	BF	H	R	ER	SO	BB	IBB	HBP	BLK	WP	HR	S	P	ERA	WHIP
52 Joel Hanrahan, R ERA: 2.76	(9, 1)	1.0		8	5	3	3	3	0	0	0	0	0	1	17	26	27.00	5.000

Batter	1	2	3	4	5	6	7	8	9	AB	R	H	RBI	BB	SO	LOB
6 Starling Marte, R (1, 7) OBP: 0.216, SLG: 0.389	C FF 92 X CU 81 0-1 G5-3		S SL 86 C FC 94 B SL 87 S FC 96 1-3 K			B SL 84 X SL 85 1-0 G6-4-3 1-2f			B FF 99 F FF 96 B SL 87 F FF 98 B FF 100 F FF 99 F FF 99 F FF 99 X FF 97 3-2 G5-3	4	0	0	0	0	1	1
23 Travis Snider, L (1, 9) OBP: 0.315, SLG: 0.479	B CU 78 B FC 93 B CU 78 B FC 94 4-0 46 PB 22 S BB			F FF 92 F FC 92 X CU 79 0-2 G4-3		C FC 93 B CU 79 C FC 92 X CU 80 1-2 G4-3			C FF 100 B SL 88 S FF 100 S FF 101 1-3 K	3	0	0	0	1	1	0
22 Andrew McCutchen, R (1, 8) OBP: 0.433, SLG: 0.630	T FC 94 D CU 80 B SL 88 B FF 94 F FC 94 1 SAFE S SL 86 3-3 K 1-2			B FF 93 B SL 87 C SL 85 B FC 94 X FC 94 3-1 18 CS 1B			B FC 93 X SL 84 1-0 G4-3		H FF 101 1-0 HBP	3	0	1	0	0	1	1
46 Garrett Jones, L (1, 3) OBP: 0.295, SLG: 0.511	C FC 93 B FC 93 T FC 93 B SL 86 S SL 86 2-3 K2-3 2-3			1 SAFE C FC 92 F SI 92 T FF 93 0-2 K			C FC 92 X CU 79 0-1 P6		S FF 101 S FF 100 S FF 102 0-3 K	4	0	0	0	0	3	3
18 Neil Walker, S (1, 4) OBP: 0.358, SLG: 0.441		X CH 83 0-0 G3		1 SAFE C SI 93 F CU 79 B FC 94 1-2 CS 1-2	B SL 86 F FC 93 F SL 84 F FF 95 F SI 93 F SL 85 B CU 79 B FC 94 F FC 95 4-2 F SL 85 B FC 93 24 FC4-6 BB		B CH 82 B FC 92 C CU 80 C FC 93 F CU 79 X FC 92 2-2 G6-3			2	0	0	0	1	0	0
24 Pedro Alvarez, L (1, 5) OBP: 0.306, SLG: 0.479		C SI 93 B FC 94 F SI 93 B SI 93 C SI 94 2-3 K			C FF 91 X SL 83 0-1 FC4-6 26 WP 1-2f			C CU 78 B FF 92 X FC 92 1-1 55 1B 1B		3	0	1	0	0	1	1
26 Rod Barajas, R (1, 2) OBP: 0.279, SLG: 0.352 69 Jordy Mercer, R (8, 6) OBP: 0.280, SLG: 0.435		B FF 96 C FC 93 B FC 94 F SL 86 F FC 96 X SL 86 2-2 G6-3			B FC 92 B FC 93 F FF 92 F FC 92 B FC 93 B SL 85 4-2 12 G6-4-3 1-2 BB			X FC 92 0-0 P3		2 0	0 0	0 0	0 0	1 0	0 0	1 0
12 Clint Barmes, R (1, 6) OBP: 0.236, SLG: 0.293 55 Michael McKenry, R (8, PH) OBP: 0.349, SLG: 0.571 (8, 2)			C FC 91 S FC 91 B SL 83 F SL 86 F SL 85 X SL 85 1-2 F9		X SL 84 0-0 G6-4-3 1-2f			B FF 93 X SL 86 1-0 14 G6-4-3 1-2 1B		2 1	0 0	0 1	0 0	0 0	0 0	2 0
51 Wandy Rodriguez, S (1, 1) OBP: 0.093, SLG: 0.025 14 Gaby Sanchez, R (8, PH) OBP: 0.250, SLG: 0.301 32 Chad Qualls, R (8, 1)			B FC 94 C CU 78 X SI 93 1-1 G4-3			C FC 92 X CU 78 0-1 6 G6-4-3 1B		C FC 94 F FF 95 F FF 96 F SI 96 X SL 90 0-2 G6-4-3 1-2f		2 1 0	0 0 0	1 0 0	0 0 0	0 0 0	0 0 0	0 2 0
Inning Stats	R: 0 E: 0 K: 2 S: 8 H: 0 LOB: 1 BB: 1 P: 17	R: 0 E: 0 K: 1 S: 8 H: 0 LOB: 0 BB: 0 P: 12	R: 0 E: 0 K: 1 S: 10 H: 0 LOB: 0 BB: 0 P: 13	R: 0 E: 0 K: 1 S: 10 H: 1 LOB: 0 BB: 0 P: 14	R: 0 E: 0 K: 0 S: 12 H: 0 LOB: 1 BB: 2 P: 20	R: 0 E: 0 K: 0 S: 6 H: 1 LOB: 0 BB: 0 P: 8	R: 0 E: 0 K: 0 S: 7 H: 0 LOB: 0 BB: 0 P: 10	R: 0 E: 0 K: 0 S: 9 H: 2 LOB: 1 BB: 0 P: 11	R: 0 E: 0 K: 2 S: 12 H: 0 LOB: 1 BB: 0 P: 17	1B: 4 2B: 0 3B: 0 HR: 0	SF: 0 SAC: 0 DP: 3 HBP: 1			WP: 1 PB: 1 SB: 1 CS: 1	PA: 32	

TOP

Pittsburgh Pirates @ Cincinnati Reds

Great American Ball Park, Cincinnati, OH

Fri Aug 03 2012, 7:12 PM - 9:40 PM EDT

Att. 40,829 - Partly Cloudy - 82 F

livebaseballscorecards.com

AB	27
R	0
H	4
RBI	0
BB	3
SO	7
LOB	11

PITCHER		IP	WLS	BF	H	R	ER	SO	BB	IBB	HBP	BLK	WP	HR	S	P	ERA	WHIP
55 Mat Latos, R ERA: 3.94	(1, 1)	7.1	W	26	4	0	0	5	3	0	0	0	1	0	65	100	0.00	0.955
50 Jonathan Broxton, R ERA: 2.17	(8, 1)	0.2	H	1	0	0	0	0	0	0	0	0	0	0	5	5	0.00	0.000
54 Aroldis Chapman, L ERA: 1.37	(9, 1)	1.0	S	4	0	0	0	2	0	0	1	0	0	0	12	17	0.00	0.000

PITCHER		IP	WLS	BF	H	R	ER	SO	BB	IBB	HBP	BLK	WP	HR	S	P	ERA	WHIP

Batter	1	2	3	4	5	6	7	8	9	AB	R	H	RBI	BB	SO	LOB
2 Zack Cozart, R (1, 6) OBP: 0.293, SLG: 0.398	C FF 90 B CU 78 C CU 76 B FF 91 X FF 90 2-2 6 FC6-4 1B	X SI 90 0-0 1B	X CH 83 0-0 6 1B 1B			C SI 92 B SL 84 B SI 92 F SI 91 X SL 87 2-2 ① G6-3		4	0	3	0	0	0	0
6 Drew Stubbs, R (1, 8) OBP: 0.304, SLG: 0.398	C SI 91 1 SAFE B CU 78 X CU 76 1-1 ① FC6-4 48 G4-3 1-2f	B CU 75 C CU 76 1 SAFE X FF 90 1-1 ③ F7	1 SAFE 1 SAFE C CU 76 C CU 76 B FF 90 B CU 77 B CU 77 F CU 78 X FF 90 3-2 1-3 1B			X SI 94 0-0 ② G1-3		4	0	1	0	0	0	2
48 Ryan Ludwick, R (1, 7) OBP: 0.329, SLG: 0.546 54 Aroldis Chapman, L (9, 1)	B FF 90 X CH 85 1-0 ②③ G4-3 1-2f			X CH 85 0-0 ① F7	C FF 90 B FF 90 B FF 90 F CH 85 S FF 91 2-3 ③ K	C SL 84 F SL 84 S SL 87 0-3 ③ K		4 0	0 0	0 0	0 0	0 0	2 0	3 0
27 Scott Rolen, R (1, 5) OBP: 0.308, SLG: 0.369		B FF 89 X SI 89 1-0 ① F9		C SI 89 X SI 89 0-1 ② F9		F FF 89 X FF 89 0-1 ① F8		3	0	0	0	0	0	0
21 Todd Frazier, R (1, 3) OBP: 0.328, SLG: 0.532		F FF 90 B CH 83 X FF 89 1-1 ② P3		C CU 77 F FF 90 B FF 90 B CU 79 X CU 78 2-2 ③ F9		F CU 76 S FF 89 X FF 90 0-2 ② F9		3	0	0	0	0	0	0
28 Chris Heisey, R (1, 9) OBP: 0.316, SLG: 0.406 (9, 7)		C SI 88 B FF 89 T SI 89 B FF 90 F FF 90 F FF 90 F CU 77 F FF 90 F FF 90 2-2 X CU 76 IHR			B FF 90 B CU 77 X SI 88 2-0 ① P6	S FF 89 F FF 89 S CU 76 0-3 ③ K		3	1	1	1	0	1	0
43 Miguel Cairo, R (1, 4) OBP: 0.175, SLG: 0.215		B FF 89 X SI 89 1-0 ③ G6-3			C SI 90 X CH 82 0-1 ② G6-3	C CH 80 X FF 87 0-1 ① F9		3	0	0	0	0	0	0
29 Ryan Hanigan, R (1, 2) OBP: 0.357, SLG: 0.355			B SI 89 C CU 76 B FF 89 F SI 87 X FF 89 2-2 ① F9		C SI 88 F CH 84 B FF 90 B CU 78 X FF 90 2-2 55 HR 1B	B CH 82 C CU 75 X CU 73 1-1 ② G6-3		3	1	1	0	0	0	0
55 Mat Latos, R (1, 1) OBP: 0.159, SLG: 0.220 50 Jonathan Broxton, R (8, 1) 32 Jay Bruce, L (9, 9) OBP: 0.333, SLG: 0.499			C FF 89 C CU 76 F CU 74 C FF 90 0-3 ② K		X SI 89 0-0 1-H HR	C CU 73 F CU 76 C FF 89 0-3 ③ K		3 0 0	1 0 0	1 0 0	2 0 0	0 0 0	2 0 0	0 0 0
Inning Stats	R: 0 E: 0 K: 0 S: 6 H: 1 LOB: 0 BB: 0 P: 10	R: 1 E: 0 K: 0 S: 12 H: 1 LOB: 0 BB: 0 P: 17	R: 0 E: 0 K: 1 S: 10 H: 1 LOB: 1 BB: 0 P: 13	R: 0 E: 0 K: 0 S: 6 H: 0 LOB: 0 BB: 0 P: 8	R: 2 E: 0 K: 1 S: 15 H: 4 LOB: 2 BB: 0 P: 24	R: 0 E: 0 K: 1 S: 8 H: 0 LOB: 0 BB: 0 P: 8	R: 0 E: 0 K: 1 S: 7 H: 0 LOB: 0 BB: 0 P: 8	R: 0 E: 0 K: 1 S: 7 H: 0 LOB: 0 BB: 0 P: 9		1B: 5 2B: 0 3B: 0 HR: 2 SF: 0 SAC: 0 DP: 1 HBP: 0						

BOTTOM

Pittsburgh Pirates @ Cincinnati Reds

Great American Ball Park, Cincinnati, OH

Fri Aug 03 2012, 7:12 PM - 9:40 PM EDT

Att. 40,829 - Partly Cloudy - 82 F

livebaseballscorecards.com

AB	30
R	3
H	7
RBI	3
BB	0
SO	5
LOB	5

PITCHER		IP	WLS	BF	H	R	ER	SO	BB	IBB	HBP	BLK	WP	HR	S	P	ERA	WHIP
51 Wandy Rodriguez, L ERA: 3.82	(1, 1)	7.0	L	27	7	3	3	4	0	0	0	0	0	1	64	88	3.86	1.000
32 Chad Qualls, R ERA: 4.76	(8, 1)	1.0		3	0	0	0	1	0	0	0	0	0	0	7	9	0.00	0.000

PITCHER	IP	WLS	BF	H	R	ER	SO	BB	IBB	HBP	BLK	WP	HR	S	P	ERA	WHIP

Batter	1	2	3	4	5	6	7	8	9	AB	R	H	RBI	BB	SO	LOB
7 Alex Presley, L (1, 7) OBP: 0.273, SLG: 0.388	C SI 89 C SI 90 S SI 90 0-3 ① K		F CH 83 X FF 88 0-1 18 SF9 3B		B CH 81 C SI 90 X SI 90 1-1 18 G6-3 1B		C SL 85 F FF 92 X CU 78 0-2 ② G3-1		B FF 99 C FF 99 S FF 98 F FF 100 B FF 101 F FF 101 D SL 89 F FF 100 S FF 100 3-3 ③ K	4	1	2	0	0	1	0
48 Jared Hughes, R (7, 1)										0	0	0	0	0	0	0
14 Gaby Sanchez, R (9, PH) OBP: 0.249, SLG: 0.299										1	0	0	0	0	1	1
18 Neil Walker, S (1, 4) OBP: 0.357, SLG: 0.439	B SI 90 B FC 89 B SI 90 C SI 90 B CH 86 4-1 22 E BB		X CH 84 0-0 ① SF9 3-H		B FC 89 1 SAFE C SI 90 1 SAFE S FC 88 F SL 82 B SI 90 1 SAFE X CU 79 2-2 ① ② G6-3 1-2f		B SI 91 X SI 92 1-0 ③ F9			2	0	0	1	1	0	1
22 Andrew McCutchen, R (1, 8) OBP: 0.429, SLG: 0.623	B FC 88 F FC 89 1 SAFE B SI 90 C SI 90 S SL 82 2-3 ② K 1-2		B SI 88 C SI 90 B SL 82 X SL 82 2-1 ② F9		C SI 90 B SI 90 C SI 90 S FC 90 1-3 ③ K			X SL 85 0-0 ① F7		4	0	0	0	0	2	1
46 Garrett Jones, L (1, 3) OBP: 0.298, SLG: 0.514	B FC 89 X SI 90 1-0 ③ F7		B FC 89 S FC 89 F SI 92 B SI 92 X FC 90 2-2 1B			C KC 76 B SI 88 B SI 91 F FC 89 X SI 91 2-2 24 WP 23 SF8 2B		B SI 92 S SI 93 F SI 94 X FF 95 1-2 ② G4-3		4	1	2	0	0	0	1
55 Michael McKenry, R (1, 2) OBP: 0.353, SLG: 0.591		C SI 87 C KC 77 B FC 89 B SL 82 F FC 89 X CH 85 2-2 HR	C SI 90 S SL 83 X FF 91 0-2 ③ F9			B SI 89 C FC 89 F SI 92 F SL 82 B FF 91 F FF 91 F CU 80 S SL 81 2-3 ① K		B FF 94 F SL 87 S SL 87 B FF 95 X SL 87 2-2 1B		4	1	2	1	0	1	2
24 Pedro Alvarez, L (1, 5) OBP: 0.302, SLG: 0.473		X CH 84 0-0 ① G4-3		C SI 89 F SI 91 C FF 90 0-3 ① K		B CH 85 F CH 84 2 SAFE F SI 91 D SL 82 S KC 80 2-3 K 5 FC5-4 2-3		D CU 77 C SI 92 B SI 92 C SL 86 F FF 96 D SL 88 X SL 86 3-2 ③ G4-3		4	0	0	0	0	2	2
23 Travis Snider, L (1, 9) OBP: 0.293, SLG: 0.451		B FC 89 X SI 89 1-0 ② G4-3		C KC 78 B SI 91 X SI 91 1-1 ② G6-3		S CH 86 F CU 80 B FF 92 B CU 80 X SI 90 2-2 ② SF8 3-H			S FF 99 S FF 100 B FF 101 F FF 101 X FF 101 1-2 ① P3	3	0	0	1	0	0	0
5 Josh Harrison, R (1, 6) OBP: 0.299, SLG: 0.408		B KC 76 C FC 88 H SI 90 2-1 HBP		B FF 90 F FC 90 F KC 80 F FF 92 B SL 82 X SL 81 2-2 HR		B FC 88 F SI 90 F FF 91 F SL 82 X FF 90 1-2 ③ FC5-4 1-2f			F FF 100 F FF 98 F FF 101 F SL 88 X FF 101 0-2 6 WP 1B	3	1	2	1	0	0	1
53 James McDonald, L (1, 1) OBP: 0.222, SLG: 0.146		B SI 89 F SI 89 F SI 90 C KC 79 1-3 ③ K		B SI 89 C SI 91 X SI 90 1-1 ③ G4-3			L SL 86 B CU 76 S CU 77 B CU 78 C SL 83 2-3 ① K		C FF 99 1 SAFE S FF 100 F FF 101 S FF 100 0-3 ② K 1-2	2	0	0	0	0	1	1
6 Starling Marte, R (7, PH) OBP: 0.205, SLG: 0.368										2	0	0	0	0	2	1
(7, 7)																
Inning Stats	R: 0 E: 1 K: 2 S: 8 H: 0 LOB: 1 BB: 1 P: 15	R: 1 E: 0 K: 1 S: 10 H: 1 LOB: 1 BB: 0 P: 16	R: 1 E: 0 K: 0 S: 11 H: 2 LOB: 1 BB: 0 P: 15	R: 1 E: 0 K: 1 S: 11 H: 1 LOB: 0 BB: 0 P: 15	R: 0 E: 0 K: 1 S: 9 H: 1 LOB: 0 BB: 0 P: 13	R: 1 E: 0 K: 2 S: 19 H: 1 LOB: 1 BB: 0 P: 28	R: 0 E: 0 K: 1 S: 7 H: 0 LOB: 0 BB: 0 P: 10	R: 0 E: 0 K: 0 S: 11 H: 1 LOB: 1 BB: 0 P: 17	R: 0 E: 0 K: 2 S: 19 H: 1 LOB: 1 BB: 0 P: 23	1B: 4 2B: 1 3B: 1 HR: 2 SF: 2 SAC: 0 DP: 1 HBP: 1						

PITCHER		IP	WLS	BF	H	R	ER	SO	BB	IBB	HBP	BLK	WP	HR	S	P	ERA	WHIP
44 Mike Leake, R ERA: 4.51	(1, 1)	6.0		26	6	4	4	7	1	0	1	0	1	2	68	102	6.00	1.167
51 Sean Marshall, L ERA: 2.36	(7, 1)	1.0		3	0	0	0	1	0	0	0	0	0	0	7	10	0.00	0.000
50 Jonathan Broxton, R ERA: 2.11	(8, 1)	1.0	W	4	1	0	0	0	0	0	0	0	0	0	11	17	0.00	1.000
54 Aroldis Chapman, L ERA: 1.34	(9, 1)	1.0	S	4	1	0	0	2	0	0	0	0	1	0	19	23	0.00	1.000

PITCHER	IP	WLS	BF	H	R	ER	SO	BB	IBB	HBP	BLK	WP	HR	S	P	ERA	WHIP

TOP

Pittsburgh Pirates @ Cincinnati Reds

Great American Ball Park, Cincinnati, OH

Sat Aug 04 2012, 7:10 PM - 10:11 PM EDT

Att. 41,577 - Cloudy - 88 F

livebaseballscorecards.com

AB	33
R	4
H	8
RBI	4
BB	1
SO	10
LOB	11

PA: 37

WP: 2
PB: 0
SB: 0
CS: 0

Pittsburgh Pirates @ Cincinnati Reds

Great American Ball Park, Cincinnati, OH

Sat Aug 04 2012, 7:10 PM - 10:11 PM EDT

Att. 41,577 - Cloudy - 88 F

BOTTOM

livebaseballscorecards.com

Batter	1	2	3	4	5	6	7	8	9	AB	R	H	RBI	BB	SO	LOB
2 Zack Cozart, R (1, 6) OBP: 0.295, SLG: 0.397	F FF 92 B FF 93 X FF 92 1-1 6 E 6 1B 27 1B 1B		X FF 92 0-0 ① P2	B SI 92 B FF 92 B SI 90 B SI 89 4-0 BB			L SI 92 M SI 91 X SI 93 0-2 ① P6			3	1	1	0	1	0	1
6 Drew Stubbs, R (1, 8) OBP: 0.307, SLG: 0.399	C SL 79 1 SAFE X FF 92 0-1 E5 27 1B 1-3 1B		B FF 92 B SL 79 X FF 92 2-0 32 1B 48 2B 1B	1 SAFE B SL 76 B FF 91 C FF 89 S FF 92 C FF 92 2-3 ③			D FF 93 C SI 94 B SI 93 B SI 94 X SI 92 3-1 ② G5-3 1-2			4	2	2	0	0	1	2
32 Jay Bruce, L (1, 9) OBP: 0.334, SLG: 0.497	B CU 76 C CU 76 F SI 94 F SL 82 S FF 94 1-3 ① K		B SI 91 1 SAFE 1 SAFE X SI 91 1-0 48 2B 21 1B 1-2 1B		C CU 74 S CU 75 C FF 91 0-3 ① K		I IN 75 I IN 77 I IN 80 I IN 77 4-0 48 FC5 IBB			3	1	1	0	1	2	2
48 Ryan Ludwick, R (1, 7) OBP: 0.328, SLG: 0.546	F SL 80 C CU 77 B FF 93 D SL 82 F CU 77 F FF 93 B FF 92 S SL 81 3-3 ② K		C CU 75 2 SAFE B FF 91 F CU 76 B FF 92 X SL 80 2-2 21 1B 1-3 2-H 2B		B SI 91 B SI 90 C FF 91 B CU 75 X FF 91 3-1 ② F9		C SI 93 X SI 94 0-1 ③ FC5 1-2 2-3f			4	0	1	1	0	1	4
27 Scott Rolen, R (1, 5) OBP: 0.312, SLG: 0.382	X SI 92 0-0 21 FC5-4 2-H 3-H 1B		S CU 75 F CU 77 D CU 77 B FF 92 B FF 93 X CU 76 3-2 ② F9		C FF 91 C SI 92 B FF 92 S CU 77 1-3 ③ K			C SL 84 B SI 93 B SI 93 F SI 94 F FF 94 B SL 84 X FF 94 3-2 21 G1-3 3B		4	1	2	2	0	1	2
21 Todd Frazier, R (1, 3) OBP: 0.327, SLG: 0.528	B SL 80 S SL 81 B SL 81 X SL 81 2-1 ③ FC5-4 1-2f		B FF 93 B SL 78 B SL 80 C FF 92 F SL 77 F CU 76 X FF 92 3-2 2-3 3-H 1B			B SL 78 C SI 89 C FF 91 F FF 92 B SL 80 F FF 90 F FF 92 C CU 75 2-3 ① K		X SI 94 0-0 ① G1-3 3-H		4	0	1	2	0	1	1
30 Dioner Navarro, S (1, 2) 29 Ryan Hanigan, R (9, 2) OBP: 0.357, SLG: 0.355		C FF 92 F CU 76 S FF 94 0-3 ① K	B SI 91 D CU 75 F FF 92 F FF 93 B CU 77 X FF 93 3-2 ③ P6			X FF 90 0-0 ② F7		C SI 93 B SI 92 B FF 92 X FF 92 2-1 ② G1		4 0	0 0	0 0	0 0	0 0	1 0	2 0
15 Wilson Valdez, R (1, 4) OBP: 0.266, SLG: 0.262 51 Sean Marshall, L (7, 1) 50 Jonathan Broxton, R (8, 1) 26 Xavier Paul, L (8, PH) OBP: 0.429, SLG: 0.474 54 Aroldis Chapman, L (9, 1)		F SI 93 X SI 92 0-1 ② B3-1		F FF 90 X FF 91 0-1 ① G3-1		B CU 75 B FF 90 X FF 91 2-0 ③ G6-3		C SI 92 X SI 93 0-1 ③ G4-3		3 0 0 1 0	0 0 0 0 0	0 0 0 0 0	0 0 0 0 0	0 0 0 0 0	0 0 0 0 0	0 0 0 0 0
44 Mike Leake, R (1, 1) OBP: 0.293, SLG: 0.450 43 Miguel Cairo, R (7, 4) OBP: 0.184, SLG: 0.223		B FF 93 X SI 93 1-0 ③ G6-3		F SI 92 B CU 76 X FF 91 1-1 ② F8			C SI 92 S SI 93 B SI 93 X SI 93 1-2 48 FC5 6 S 1B			2 1	0 0	0 1	0 0	0 0	0 0	0 0
Inning Stats	R: 2 E: 1 K: 2 S: 16 H: 3 LOB: 1 BB: 0 P: 23	R: 0 E: 0 K: 1 S: 6 H: 0 LOB: 0 BB: 0 P: 7	R: 2 E: 0 K: 0 S: 16 H: 4 LOB: 2 BB: 0 P: 30	R: 0 E: 0 K: 1 S: 7 H: 0 LOB: 1 BB: 1 P: 14	R: 0 E: 0 K: 2 S: 8 H: 0 LOB: 0 BB: 0 P: 12	R: 0 E: 0 K: 1 S: 8 H: 0 LOB: 0 BB: 0 P: 12	R: 0 E: 0 K: 0 S: 10 H: 1 LOB: 2 BB: 1 P: 18	R: 1 E: 0 K: 0 S: 9 H: 1 LOB: 0 BB: 0 P: 14		1B: 7 2B: 1 3B: 1 HR: 0	SF: 0 SAC: 0 DP: 0 HBP: 0				WP: 0 PB: 0 SB: 1 CS: 0	PA: 35	

	AB	33
	R	5
	H	9
	RBI	5
	BB	2
	SO	7
	LOB	14

PITCHER		IP	WLS	BF	H	R	ER	SO	BB	IBB	HBP	BLK	WP	HR	S	P	ERA	WHIP
53 James McDonald, R ERA: 3.42	(1, 1)	6.0		26	7	4	3	7	1	0	0	0	0	0	61	98	4.50	1.333
48 Jared Hughes, R ERA: 2.05	(7, 1)	2.0	L	9	2	1	1	0	0	1	0	0	0	0	19	32	4.50	1.000

PITCHER	IP	WLS	BF	H	R	ER	SO	BB	IBB	HBP	BLK	WP	HR	S	P	ERA	WHIP

Batter	1	2	3	4	5	6	7	8	9	AB	R	H	RBI	BB	SO	LOB
6 Starling Marte, R (1, 7) OBP: 0.250, SLG: 0.429	C FF 93 X FF 92 0-1 ① F9		L FF 88 X SL 88 0-1 ① G6-3	C FF 91 D SL 89 C FF 91 X SL 88 1-2 2-H 3-H 3B		C FF 95 B SI 95 F SI 95 F FF 95 X CU 79 1-2 5 1B 1B		F FF 94 F FS 86 H CU 80 1-2 5 G4-3 5 E HBP		4	0	2	2	0	0	0
5 Josh Harrison, R (1, 5) OBP: 0.302, SLG: 0.408	B FF 92 X SL 89 1-0 ② F8		B FF 93 B FF 92 C FF 93 B FF 93 F FF 94 X FF 93 3-2 46 G3 22 BB 1B	S FF 93 F KC 78 X FF 94 0-2 ③ F9		1 SAFE F FF 94 P PO 89 X FF 94 1-1 1-2 1B		1 SAFE 1 SAFE X SI 95 0-0 ②③ G4-3 1-3		5	0	2	0	0	0	2
22 Andrew McCutchen, R (1, 8) OBP: 0.429, SLG: 0.627	C KC 77 B SL 89 S FF 92 B SL 89 F SL 90 F SL 89 B FF 94 F FF 94 F FF 93 3-3 ③ K		B SL 89 B SL 88 B SL 86 F FF 92 B SL 88 4-1 46 G3 1-2 BB		S CH 85 X FF 92 0-1 ① F8	C FF 92 S SI 95 B SI 94 D B F FF 96 X SI 94 3-2 ② F7			B FC 94 B FC 93 X FC 93 2-0 HR	4	1	1	1	1	1	2
46 Garrett Jones, L (1, 9) OBP: 0.299, SLG: 0.512 23 Travis Snider, L (9, 9) OBP: 0.293, SLG: 0.451		X FF 91 0-0 18 HR 1B	B FF 92 C CH 84 F FF 91 F FF 92 X SL 88 1-2 ② G3 1-2 2-3		B SI 92 B FF 92 F CH 84 F SL 87 F SL 87 B CH 84 X CH 84 3-2 26 HBP 18 1B 1B	F SI 95 S FS 86 B FS 83 S FS 86 1-3 ③ K			B FC 93 F FC 93 F CH 84 F FF 94 B FF 94 S SL 82 2-3 ① K	5 0	1 0	2 0	0 0	0 0	2 0	4 0
18 Neil Walker, S (1, 4) OBP: 0.359, SLG: 0.449	C FF 90 X KC 77 0-1 1-H HR		B FF 91 C FF 92 S FF 91 S FF 92 1-3 ③ K		X FF 90 0-0 26 HBP 1-2 1B		F SI 94 S FS 86 F FS 85 S FS 87 0-3 ① K		S CH 82 F FS 95 F FC 95 F FF 94 F CH 83 X SL 82 0-2 14 1B 26 E 1B	5	2	3	2	0	2	2
14 Gaby Sanchez, R (1, 3) OBP: 0.252, SLG: 0.302		F FF 92 X FF 91 0-1 ① F9		B SI 91 C SI 93 F FF 93 F FF 92 X SL 88 1-2 12 1B 6 3B 1B	X FF 90 0-0 ② F7		B SI 94 F SI 94 X SI 94 1-1 ② G6-3		X FF 92 0-0 26 E 1-3 1B	5	1	2	0	0	0	2
26 Rod Barajas, R (1, 2) OBP: 0.282, SLG: 0.350		F FF 91 B SL 88 S SL 88 X FF 92 1-2 ② F9		B SL 88 S FF 91 F FF 90 F CH 84 B FF 94 X SL 89 2-2 ① P3	C FF 91 H SI 90 1-1 1-2 2-3 HBP		C SI 94 B CU 80 X FF 94 1-1 1B		C FC 90 F CU 81 F FF 93 D SL 87 F FF 93 X SL 88 1-2 E5 34 FC6-4 1-3 3-H	4	0	1	0	0	0	2
12 Clint Barmes, R (1, 6) OBP: 0.238, SLG: 0.295		B FF 93 F SL 89 B FF 93 S SL 89 B SL 90 X FF 94 3-2 1B		B SI 92 C FF 92 1 SAFE X SL 88 1-1 34 SH2-4 6 3B 1-3 1B	C FF 90 S FS 82 D FS 84 T FS 82 1-2 ③ K		B FC 90 F FF 94 F FC 90 B FS 86 F FC 91 S SI 95 2-3 ③ K		F SI 93 P PO 85 F SL 87 S FF 94 1-3 ② K	5	1	2	0	0	3	6
34 A.J. Burnett, R (1, 1) OBP: 0.140, SLG: 0.075 52 Joel Hanrahan, R (9, 1)		B FF 92 C SI 92 C FF 94 S SL 87 1-3 ③ K		X CH 88 0-0 ② SH2-4 1-2		C FF 94 S FF 94 S FF 95 0-3 ① K		C FF 94 F FF 93 B FC 91 C CU 76 1-3 ① K	X FF 94 0-0 ③ FC6-4 1-2f	4 0	0 0	0 0	0 0	0 0	3 0	3 0
Inning Stats	R: 0 E: 0 K: 1 S: 10 H: 0 LOB: 0 BB: 0 P: 14	R: 2 E: 0 K: 1 S: 14 H: 3 LOB: 1 BB: 0 P: 19	R: 0 E: 0 K: 1 S: 13 H: 1 LOB: 2 BB: 1 P: 22	R: 2 E: 0 K: 0 S: 17 H: 3 LOB: 1 BB: 0 P: 22	R: 0 E: 0 K: 1 S: 12 H: 2 LOB: 3 BB: 0 P: 17	R: 0 E: 0 K: 2 S: 17 H: 2 LOB: 2 BB: 0 P: 22	R: 0 E: 0 K: 2 S: 12 H: 1 LOB: 1 BB: 0 P: 16	R: 0 E: 1 K: 1 S: 6 H: 0 LOB: 1 BB: 0 P: 8	R: 2 E: 1 K: 2 S: 22 H: 3 LOB: 2 BB: 0 P: 27	1B: 12 2B: 0 3B: 1 HR: 2 SF: 0 SAC: 1 DP: 0 HBP: 2						

PITCHER	IP	WLS	BF	H	R	ER	SO	BB	IBB	HBP	BLK	WP	HR	S	P	ERA	WHIP
34 Homer Bailey, R (1, 1) ERA: 3.98	4.2	L	25	9	4	4	3	1	0	1	0	0	1	63	90	7.71	2.143
33 Jose Arredondo, R (5, 1) ERA: 2.66	0.1		1	0	0	0	1	0	0	0	0	0	0	3	4	0.00	0.000
31 Alfredo Simon, R (6, 1) ERA: 2.27	3.0		12	3	0	0	5	0	0	1	0	0	0	35	46	0.00	1.000
66 Logan Ondrusek, R (9, 1) ERA: 3.05	1.0		7	3	2	1	2	0	0	0	0	0	1	22	27	9.00	3.000

PITCHER	IP	WLS	BF	H	R	ER	SO	BB	IBB	HBP	BLK	WP	HR	S	P	ERA	WHIP

TOP

Pittsburgh Pirates @ Cincinnati Reds

Great American Ball Park, Cincinnati, OH

Sun Aug 05 2012, 1:11 PM - 4:17 PM EDT

Att. 38,624 - Overcast - 86 F

livebaseballscorecards.com

AB	41
R	6
H	15
RBI	5
BB	1
SO	11
LOB	23

WP: 0 PA: 45
PB: 0
SB: 0
CS: 0

BOTTOM

Pittsburgh Pirates @ Cincinnati Reds

Great American Ball Park, Cincinnati, OH

Sun Aug 05 2012, 1:11 PM - 4:17 PM EDT

Att. 38,624 - Overcast - 86 F

livebaseballscorecards.com

Batter	1	2	3	4	5	6	7	8	9	AB	R	H	RBI	BB	SO	LOB
2 Zack Cozart, R (1, 6) OBP: 0.292, SLG: 0.393	B SI 91 X FF 92 1-0 ① F9		B KC 80 C SI 91 X FF 93 1-1 ② L9			B KC 81 X SI 90 1-0 ① G5-3			C X KC 80 0-1 ① G6-3	4	0	0	0	0	0	0
6 Drew Stubbs, R (1, 8) OBP: 0.309, SLG: 0.408	B FF 92 B KC 81 F SI 91 F SI 92 B KC 83 B SI 92 4-2 32 S 32 2B BB		B KC 79 B FF 92 S FF 92 X SI 92 2-1 HR			C SI 91 B SI 91 X SI 91 1-1 ② G6-3			C SI 92 F KC 80 F SI 91 X FF 91 0-2 ② G4-3	3	2	1	1	1	0	0
32 Jay Bruce, L (1, 9) OBP: 0.336, SLG: 0.499	1 SAFE 1 SAFE B SI 92 X SI 92 1-0 48 1B 1-H 2B		C CH 88 F KC 80 B KC 82 F SI 92 S KC 82 1-3 ③ K			B KC 80 S KC 81 C FF 91 S KC 80 1-3 ③ K			C B SI 91 B B FF 91 F SI 91 B FF 92 4-2 48 DI BB	3	0	1	1	1	2	0
48 Ryan Ludwick, R (1, 7) OBP: 0.330, SLG: 0.543	F KC 83 X FF 93 0-1 21 CS 2-3 1B			S KC 80 B KC 81 B KC 79 X SI 91 2-1 ① P3			X KC 80 0-0 ① G4-3		B SI 90 B SI 91 C FF 91 B FF 91 F FF 91 B SI 90 4-2 1-2 BB	3	0	1	0	1	0	0
21 Todd Frazier, R (1, 5) OBP: 0.323, SLG: 0.519	C KC 82 F KC 83 B KC 84 F KC 84 1 SAFE B FF 93 C SI 92 2-3 ② ③ K 1-2			X KC 80 0-0 ② G6-3			X SI 91 0-0 ② G5-3		C FF 98 F SL 88 X SL 87 0-2 ③ F9	4	0	0	0	0	1	4
43 Miguel Cairo, R (1, 3) OBP: 0.178, SLG: 0.216		B FF 91 X SI 91 1-0 ① G6-3		C FF 91 F FF 92 B KC 82 B KC 82 X SI 92 2-2 ③ G1-4-3			B FF 91 X SI 91 1-0 ③ F8			3	0	0	0	0	0	0
15 Wilson Valdez, R (1, 4) OBP: 0.259, SLG: 0.255		C FF 92 C KC 81 S KC 83 0-3 ② K			X FF 91 0-0 ① F8			B SI 90 F CH 89 C SI 90 S KC 82 1-3 ① K		3	0	0	0	0	2	0
29 Ryan Hanigan, R (1, 2) OBP: 0.352, SLG: 0.350		X SI 93 0-0 ③ G1-4-3			C SI 90 B KC 81 F KC 80 B KC 81 C SI 91 2-3 ② K			B KC 80 X SI 90 1-0 ② F8		3	0	0	0	0	1	0
34 Homer Bailey, R (1, 1) OBP: 0.130, SLG: 0.152 33 Jose Arredondo, R (5, 1) 28 Chris Heisey, R (5, PH) OBP: 0.315, SLG: 0.405 31 Alfredo Simon, R (6, 1) 26 Xavier Paul, L (8, PH) OBP: 0.409, SLG: 0.450 66 Logan Ondrusek, R (9, 1)			C FF 89 B KC 77 X SI 89 1-1 ① G1-3		C KC 80 S KC 80 B KC 83 B KC 83 B KC 81 S SI 91 3-3 ③ K			S KC 81 S KC 82 B KC 82 X SI 91 1-2 ③ G4-3		1 0 1 0 1 0	0 0 0 0 0 0	0 0 0 0 0 0	0 0 0 0 0 0	0 0 1 0 0 0	0 0 0 0 0 0	0 0 0 0 0 0
Inning Stats	R: 1 H: 2 E: 0 LOB: 1 K: 1 BB: 1 S: 10 P: 18	R: 0 H: 0 E: 0 LOB: 0 K: 1 BB: 0 S: 5 P: 6	R: 1 H: 1 E: 0 LOB: 0 K: 1 BB: 0 S: 10 P: 15	R: 0 H: 0 E: 0 LOB: 0 K: 0 BB: 0 S: 6 P: 10	R: 0 H: 0 E: 0 LOB: 0 K: 2 BB: 0 S: 7 P: 12	R: 0 H: 0 E: 0 LOB: 0 K: 1 BB: 0 S: 6 P: 9	R: 0 H: 0 E: 0 LOB: 0 K: 0 BB: 0 S: 3 P: 4	R: 0 H: 0 E: 0 LOB: 0 K: 1 BB: 0 S: 7 P: 10	R: 0 H: 0 E: 0 LOB: 2 K: 0 BB: 2 S: 13 P: 21	1B: 1 SF: 0 2B: 1 SAC: 0 3B: 0 DP: 0 HR: 1 HBP: 0						WP: 0 PA: 32 PB: 0 SB: 1 CS: 1	

	AB	29
	R	2
	H	3
	RBI	2
	BB	3
	SO	7
	LOB	4

PITCHER		IP	WLS	BF	H	R	ER	SO	BB	IBB	HBP	BLK	WP	HR	S	P	ERA	WHIP
34 A.J. Burnett, R ERA: 3.19	(1, 1)	8.2	W	31	3	2	2	7	3	0	0	0	0	1	64	102	2.08	0.692
52 Joel Hanrahan, R ERA: 2.74	(9, 1)	0.1	S	1	0	0	0	0	0	0	0	0	0	0	3	3	0.00	0.000

PITCHER	IP	WLS	BF	H	R	ER	SO	BB	IBB	HBP	BLK	WP	HR	S	P	ERA	WHIP

Batter	1	2	3	4	5	6	7	8	9	AB	R	H	RBI	BB	SO	LOB
18 Willie Bloomquist, R (1, 6) OBP: 0.319, SLG: 0.390	C FF 86 B CU 75 F SI 89 X CU 75 1-2 ① F8		X FF 89 0-0 ③ F9			B SI 90 X FF 89 1-0 ③ F9			C SI 92 S SL 88 B SL 87 S SL 85 1-3 ③ K	4	0	0	0	0	1	0
2 Aaron Hill, R (1, 4) OBP: 0.352, SLG: 0.481	B CU 74 C SI 88 X FF 90 1-1 ② F7			C CH 76 B CU 74 X SI 89 1-1 ① G3			F FF 88 X FF 88 0-1 ① F7			3	0	0	0	0	0	0
13 Jason Kubel, L (1, 7) OBP: 0.354, SLG: 0.548	B FF 88 F FF 89 T FC 87 X FF 89 1-2 ③ G4-3			C SI 88 S SI 88 B CU 77 F SI 88 B FF 88 B FF 90 X SI 91 3-2 ② G6-3			F FF 87 C FF 89 S FF 88 0-3 ② K			3	0	0	0	0	1	0
44 Paul Goldschmidt, R (1, 3)		B SI 87 C CU 74 B CU 73 C FF 89 X SI 90 2-2 10 G3-1 2B		X FF 91 0-0 ③ G5-3			B CH 77 C CU 75 C CU 76 B CU 76 X FF 88 2-2 ③ 1B			3	0	2	0	0	0	0
10 Justin Upton, R (1, 9) OBP: 0.361, SLG: 0.404		B SI 90 X CH 79 1-0 ① G3-1 2-3			S CU 74 B CU 74 C FF 88 B SI 89 B SI 89 F CU 75 X FF 89 3-2 ① P4			X SL 81 0-0 ① G5-3		3	0	0	0	0	0	1
26 Miguel Montero, L (1, 2) OBP: 0.385, SLG: 0.449		S FF 90 B FF 90 F SI 88 S FF 88 1-3 ② K			B SI 88 F FF 88 B FF 88 S FF 88 X FF 88 2-2 ② L7			B FF 91 F SL 81 S FF 93 B FF 93 S FF 93 2-3 ② K		3	0	0	0	0	2	1
28 Chris Johnson, R (1, 5) OBP: 0.332, SLG: 0.449		C FF 90 B FF 90 B FF 90 X CH 78 2-1 ③ G5-3			C CH 78 F FF 88 S CU 76 0-3 ③ K			F FF 93 X FF 94 0-1 ③ L4		3	0	0	0	0	1	1
24 Chris Young, R (1, 8) OBP: 0.309, SLG: 0.426			B FF 87 B FF 85 B SI 89 C FF 87 X SI 89 3-1 ① F9			S FF 88 X FF 89 0-1 ① G6-3			C SI 92 B SL 87 F SI 93 B SI 94 F SL 85 X SI 94 2-2 ① L5	3	0	0	0	0	0	0
36 Wade Miley, L (1, 1) OBP: 0.283, SLG: 0.295			C FF 88 F FF 86 F CU 75 B SI 90 F FF 89 S CU 76 1-3 ② K2-3			C SI 90 B CU 77 B FF 89 C SI 90 C FF 89 2-3 ② K			C SI 92 X SI 93 0-1 ② G4-3	2	0	0	0	0	2	0
32 Matt Albers, L (7, 1)										0	0	0	0	0	0	0
29 Brad Ziegler, R (8, 1) OBP: 0.333, SLG: 0.333										0	0	0	0	0	0	0
49 Mike Zagurski, L (8, 1)										0	0	0	0	0	0	0
8 Gerardo Parra, L (9, PH) OBP: 0.346, SLG: 0.413										1	0	0	0	0	0	0
Inning Stats	R: 0 E: 0 K: 0 S: 9 H: 0 LOB: 0 BB: 0 P: 12	R: 0 E: 0 K: 1 S: 9 H: 1 LOB: 1 BB: 0 P: 15	R: 0 E: 0 K: 1 S: 8 H: 0 LOB: 0 BB: 0 P: 12	R: 0 E: 0 K: 0 S: 7 H: 0 LOB: 0 BB: 0 P: 11	R: 0 E: 0 K: 1 S: 10 H: 0 LOB: 0 BB: 0 P: 15	R: 0 E: 0 K: 1 S: 6 H: 0 LOB: 0 BB: 0 P: 9	R: 0 E: 0 K: 1 S: 8 H: 1 LOB: 1 BB: 0 P: 10	R: 0 E: 0 K: 1 S: 6 H: 0 LOB: 0 BB: 0 P: 8	R: 0 E: 0 K: 1 S: 9 H: 0 LOB: 0 BB: 0 P: 12	1B: 1 2B: 1 3B: 0 HR: 0 SF: 0 SAC: 0 DP: 0 HBP: 0	WP: 0 PB: 0 SB: 0 CS: 0 PA: 28					

PITCHER		IP	WLS	BF	H	R	ER	SO	BB	IBB	HBP	BLK	WP	HR	S	P	ERA	WHIP
45 Erik Bedard, L ERA: 4.53	(1, 1)	7.0	W	22	2	0	0	5	0	0	0	0	0	0	57	84	0.00	0.286
39 Jason Grilli, R ERA: 1.77	(8, 1)	1.0	H	3	0	0	0	1	0	0	0	0	0	0	6	8	0.00	0.000
32 Chad Qualls, R ERA: 4.65	(9, 1)	1.0		3	0	0	0	1	0	0	0	0	0	0	9	12	0.00	0.000

PITCHER	IP	WLS	BF	H	R	ER	SO	BB	IBB	HBP	BLK	WP	HR	S	P	ERA	WHIP

TOP

Arizona Diamondbacks @ Pittsburgh Pirates

PNC Park, Pittsburgh, PA

Mon Aug 06 2012, 7:08 PM - 9:39 PM EDT

Att. 24,213 - Partly Cloudy - 81 F

livebaseballscorecards.com

AB	28
R	0
H	2
RBI	0
BB	0
SO	7
LOB	3

BOTTOM

Arizona Diamondbacks @ Pittsburgh Pirates

PNC Park, Pittsburgh, PA

Mon Aug 06 2012, 7:08 PM - 9:39 PM EDT

Att. 24,213 - Partly Cloudy - 81 F

livebaseballscorecards.com

Batter	1	2	3	4	5	6	7	8	9	AB	R	H	RBI	BB	SO	LOB
6 Starling Marte, R (1, 7) OBP: 0.271, SLG: 0.422	C SI 88 B SI 91 B CH 82 F SI 90 S SI 92 2-3 ① **K**		L SI 89 F SI 90 F SL 81 X FF 90 0-2 1-2 1B		B FF 92 B CH 82 S CH 81 S SL 84 D SL 82 F SL 83 D SL 84 4-2 5 G6-4-3 BB		C SI 94 X SI 93 0-1 ②③ G6-4-3 1-2f			3	0	1	0	1	1	2
5 Josh Harrison, R (1, 5) OBP: 0.294, SLG: 0.397	C SI 90 B SI 92 X CH 82 1-1 ② G5-3		F CH 81 B SI 92 F SI 92 X FF 93 1-2 ③ G5-3		B FF 91 F CH 81 B FF 93 F SI 92 X SI 93 2-2 ②③ G6-4-3 1-2f			C SI 86 T SI 86 S CU 75 0-3 ① **K**		4	0	0	0	0	1	5
22 Andrew McCutchen, R (1, 8) OBP: 0.429, SLG: 0.626	S SI 91 B SI 92 C SI 91 B SI 92 B SL 82 X SI 93 3-2 ③ G6-3			B SI 89 S SI 90 B SI 90 C SI 91 F FF 91 B SI 92 X CH 82 3-2 E8 14 G6-3 1B		B CH 79 C CH 80 B CH 80 B SI 90 X SI 91 3-1 ① P3		X SI 88 0-0 14 1B 18 1B 1B		4	2	2	0	0	0	0
14 Gaby Sanchez, R (1, 3) OBP: 0.257, SLG: 0.306		C SI 88 X SI 89 0-1 ① P3		B SI 93 B SI 92 S CH 81 F SI 93 F SI 93 X FF 92 2-2 ① G6-3 3-H		X SI 90 0-0 1B		B SI 85 F SI 86 X SI 86 1-1 18 1B 23 1B 1B 1-3		4	1	2	1	0	0	0
18 Neil Walker, S (1, 4) OBP: 0.358, SLG: 0.447		C SI 90 T SI 90 F FF 90 F SI 91 F CH 82 F FF 92 B SL 82 X SL 81 1-2 ② F8		F SI 91 B CH 82 X CH 81 1-1 ② F9		C SI 90 F SI 90 B FF 91 F FF 91 F SL 82 S SI 91 1-3 ② **K**		B SI 91 F FF 92 X FF 92 1-1 23 1B 26 SF8 1-2 1B 3-H		4	1	1	1	0	1	1
46 Garrett Jones, L (1, 9) OBP: 0.296, SLG: 0.507 23 Travis Snider, L (8, 9) OBP: 0.305, SLG: 0.462		B SL 79 B SL 79 F SI 89 B SI 91 X SI 91 3-1 ③ G3		B SI 92 X SL 82 1-0 ③ G3		S SL 78 S SL 81 B FF 91 F FF 92 X SL 81 1-2 ③ G3		C FF 93 X SL 84 0-1 1-3 2-H 1B		3 1	0 0	0 1	0 1	0 0	0 0	1 0
26 Rod Barajas, R (1, 2) OBP: 0.281, SLG: 0.350			C SI 90 B SI 91 S CH 80 B SL 83 X CH 82 2-2 ① G6-3		B SI 90 F SI 89 X SL 80 1-1 12 2B 1B		X SL 87 0-0 E5 12 SH1-3	C FF 92 B FF 93 F FF 92 1 SAFE F FF 93 1 SAFE X SL 84 1-2 ② SF8 3-H		3	0	1	1	0	0	0
12 Clint Barmes, R (1, 6) OBP: 0.239, SLG: 0.299			C SI 92 F SI 92 B FF 90 B FF 91 B SI 92 X SI 91 3-2 ② P3		B SI 88 D SI 89 C SI 89 X SI 90 2-1 1-3 2B		X SI 92 0-0 ① SH1-3 1-2	B SI 91 B SI 91 B SI 91 C SI 91 S SI 90 X SI 90 3-2 ③ F8		3	0	1	0	0	0	1
45 Erik Bedard, L (1, 1) OBP: 0.097, SLG: 0.097 7 Alex Presley, L (7, PH) OBP: 0.276, SLG: 0.388 39 Jason Grilli, R (8, 1) 32 Chad Qualls, R (9, 1)			C FF 91 B SI 91 X FF 91 1-1 6 1B 1B		C SI 91 F SI 92 F SI 92 D SL 82 F SL 80 F SI 91 X SI 93 1-2 ① G6-3		B SI 93 B SI 93 B SI 93 C SI 94 B SI 93 4-1 6 G6-4-3 BB			2 0 0 0	0 0 0 0	1 0 0 0	0 1 0 0	0 0 0 0	0 0 0 0	2 0 0 0
Inning Stats	R: 0 E: 0 K: 1 S: 8 H: 0 LOB: 0 BB: 0 P: 14	R: 0 E: 0 K: 0 S: 11 H: 0 LOB: 0 BB: 0 P: 15	R: 0 E: 0 K: 0 S: 15 H: 2 LOB: 2 BB: 0 P: 22	R: 1 E: 1 K: 0 S: 11 H: 1 LOB: 0 BB: 0 P: 18	R: 0 E: 0 K: 0 S: 16 H: 2 LOB: 2 BB: 1 P: 26	R: 0 E: 0 K: 1 S: 12 H: 1 LOB: 1 BB: 0 P: 17	R: 0 E: 1 K: 0 S: 5 H: 0 LOB: 1 BB: 1 P: 9	R: 3 E: 0 K: 1 S: 17 H: 4 LOB: 1 BB: 0 P: 23		1B: 9 2B: 1 3B: 0 HR: 0 SF: 1 SAC: 1 DP: 2 HBP: 0			WP: 0 PB: 0 SB: 0 CS: 0 PA: 35			

	AB	31
	R	4
	H	10
	RBI	4
	BB	2
	SO	3
	LOB	12

PITCHER		IP	WLS	BF	H	R	ER	SO	BB	IBB	HBP	BLK	WP	HR	S	P	ERA	WHIP
36 Wade Miley, L ERA: 2.85	(1, 1)	6.0	L	24	6	1	0	2	1	0	0	0	0	0	73	112	0.00	1.167
32 Matt Albers, R ERA: 2.2	(7, 1)	1.0		4	0	0	0	0	1	0	0	0	0	0	5	9	0.00	1.000
29 Brad Ziegler, R ERA: 2.74	(8, 1)	0.1		3	2	2	2	1	0	0	0	0	0	0	6	7	54.00	6.000
49 Mike Zagurski, L ERA: 5.13	(8, 1)	0.2		4	2	1	1	0	0	0	0	0	0	0	11	16	13.50	3.000

PITCHER	IP	WLS	BF	H	R	ER	SO	BB	IBB	HBP	BLK	WP	HR	S	P	ERA	WHIP

Batter	1	2	3	4	5	6	7	8	9	AB	R	H	RBI	BB	SO	LOB
6 Stephen Drew, L (1, 6) OBP: 0.308, SLG: 0.350	C SI 86 F SI 88 B SI 88 B SL 80 X SI 86 2-2 13 G3 2 G2-3 44 1B 1B		C FF 89 B CH 82 C CH 77 B SI 89 X SL 79 2-2 HR	B CU 71 B CU 71 C CH 81 C SI 89 F CH 84 X CH 78 2-2 2-H 1B			C SL 84 S SL 84 B SI 95 B SI 94 B SL 84 F SI 95 B SI 95 4-2 BB	D CH 83 1 SAFE B FF 92 C FF 93 X CH 81 2-1 ② L4		4	2	3	2	1	0	1
2 Aaron Hill, R (1, 4) OBP: 0.348, SLG: 0.475	C SI 87 S SL 81 1 SAFE X SL 79 0-2 ① G2-3 1-2		B SL 82 C SI 87 B SI 88 B CH 77 X SI 88 3-1 ① G6-3	C FF 90 1 SAFE X SI 89 0-1 ③ L9			1 SAFE 1 SAFE C SI 93 1 SAFE X SI 93 0-1 ② F9	C CU 80 X FF 93 0-1 ③ G4-3		5	0	0	0	0	0	4
13 Jason Kubel, L (1, 7) OBP: 0.352, SLG: 0.543	B FF 88 C FF 88 X CH 82 1-1 ② G3 2-3		B FF 89 C FF 89 C SI 91 X FF 90 1-2 44 2B 1B		X SI 88 0-0 ① F7		C SI 94 1 SAFE C SL 84 B SL 83 X SI 93 1-2 ③ G4-3		B SI 91 B SI 92 X SI 91 2-0 ① G4-3	5	0	1	0	0	0	2
44 Paul Goldschmidt, R (1, 3) OBP: 0.371, SLG: 0.551	C CU 71 B CU 72 B FF 90 F CU 70 X FF 90 2-2 10 S 3-H 1B		B SI 90 C SI 91 B SL 80 F SI 89 1 SAFE B CU 70 X SL 76 3-2 1-3 2B		C FF 90 X FF 88 0-1 ② F9			X FF 92 0-0 10 1B 26 1B 2B	C SL 84 S SL 84 S SL 84 0-3 ② K	5	1	3	1	0	1	0
10 Justin Upton, R (1, 9) OBP: 0.362, SLG: 0.402	C SI 90 S SL 81 X SL 76 0-2 ③ F8 1-2		C CH 80 S CU 72 D CU 72 D CU 72 B FF 89 S CH 81 3-3 ② K		C SL 80 C FF 90 S SI 89 0-3 ③ K			B FF 92 B SL 83 F FF 93 2 SAFE X FF 93 2-1 26 1B 28 HR 2-3 1B	B SI 92 B SI 92 B SI 93 B SI 92 4-0 26 S 26 2B BB	4	2	1	0	1	2	3
26 Miguel Montero, L (1, 2) OBP: 0.388, SLG: 0.457		B SI 87 B CH 80 B SI 88 F SI 87 X FF 88 3-1 28 G4-3 2B	F CH 80 X CH 81 0-1 ③ F7			C CU 68 X CU 71 0-1 ① G1-3		S FF 92 F FF 94 F FF 93 F FF 92 1 SAFE X FF 93 0-2 28 HR 1-2 3-H 1B	F SI 92 1 SAFE D SI 92 B CH 84 X SI 93 2-1 28 HR 1-H 2B	5	2	3	2	0	0	2
28 Chris Johnson, R (1, 5) OBP: 0.333, SLG: 0.465		F SL 84 B FF 88 X FF 90 1-1 ① G4-3 2-3	F FF 89 B SI 90 B CH 82 F SI 89 F FF 91 S CU 71 2-3 ① K			C FF 90 B FF 88 F CH 79 X FF 90 1-2 ② G6-3		B SL 82 X FF 93 1-0 1-H 2-H HR	B SL 86 B SI 93 X SI 93 2-0 2-H HR	5	2	2	5	0	1	1
8 Gerardo Parra, L (1, 8) OBP: 0.343, SLG: 0.409		B CU 71 S CH 81 F SI 91 C CU 73 1-3 ② K	X CH 81 0-0 46 SH5-4 6 1B 1B			S CU 71 F FF 91 F CU 74 X FF 92 0-2 ③ G6-3		F FF 91 F CU 80 B SI 93 X SI 92 1-2 21 E5 1B	F SI 92 B SI 91 B CH 85 X SI 91 2-1 ③ G4-3	5	1	1	0	0	1	1
46 Patrick Corbin, L (1, 1) OBP: 0.188, SLG: 0.133 24 Chris Young, R (7, PH) OBP: 0.308, SLG: 0.424 48 Takashi Saito, L (7, 1) 49 Mike Zagurski, L (7, 1) 29 Brad Ziegler, R (7, 1) OBP: 0.333, SLG: 0.333 21 Ryan Wheeler, L (8, PH) OBP: 0.286, SLG: 0.263 30 David Hernandez, R (8, 1) OBP: 1.000, SLG: 1.000 40 J.J. Putz, R (9, 1)		C SI 91 S FF 91 F CU 73 B CU 71 F FF 91 X CU 67 1-2 ③ G3	1 SAFE S FF 88 B FF 88 L SI 86 X CU 70 1-2 ② SH5-4 1-2				C SI 94 B SL 84 S SI 94 B SL 85 B SI 95 S SI 94 3-3 ① K	B SI 91 1 SAFE X CH 81 1-0 ① 1-3 1B		1 1 0 0 0 1 0 1	0 0 0 0 0 0 0 0	0 0 0 0 0 1 0 0	0 0 0 0 0 0 0 0	0 1 0 0 0 0 0 0	1 0 0 0 0 0 0 0	
Inning Stats	R: 1 E: 0 K: 0 S: 14 H: 2 LOB: 1 BB: 0 P: 19	R: 0 E: 0 K: 1 S: 12 H: 1 LOB: 1 BB: 0 P: 18	R: 1 E: 0 K: 1 S: 16 H: 3 LOB: 2 BB: 0 P: 28	R: 1 E: 0 K: 1 S: 14 H: 2 LOB: 1 BB: 0 P: 19	R: 0 E: 0 K: 1 S: 6 H: 0 LOB: 0 BB: 0 P: 6	R: 0 E: 0 K: 0 S: 9 H: 0 LOB: 0 BB: 0 P: 10	R: 0 E: 0 K: 1 S: 11 H: 0 LOB: 1 BB: 1 P: 19	R: 4 E: 1 K: 0 S: 17 H: 5 LOB: 1 BB: 0 P: 24	R: 3 E: 0 K: 1 S: 9 H: 2 LOB: 0 BB: 1 P: 21	1B: 8 2B: 4 3B: 0 HR: 3 SF: 0 SAC: 1 DP: 0 HBP: 0						

PITCHER		IP	WLS	BF	H	R	ER	SO	BB	IBB	HBP	BLK	WP	HR	S	P	ERA	WHIP
Jeff Karstens, R ERA: 3.77	(1, 1)	6.0		26	8	3	3	4	0	0	0	0	0	1	71	100	4.50	1.333
44 Tony Watson, L ERA: 4.19	(7, 1)	1.0		4	0	0	0	1	1	0	0	0	0	0	11	19	0.00	1.000
39 Jason Grilli, R ERA: 2.66	(8, 1)	0.0	L	4	4	4	4	0	0	0	0	0	0	1	9	12	∞	∞
30 Chris Resop, R ERA: 3.66	(8, 1)	1.0		4	1	0	0	0	0	0	0	0	0	0	8	12	0.00	1.000
48 Jared Hughes, R ERA: 2.52	(9, 1)	1.0		6	2	3	3	1	1	0	0	0	0	1	9	21	27.00	3.000

PITCHER	IP	WLS	BF	H	R	ER	SO	BB	IBB	HBP	BLK	WP	HR	S	P	ERA	WHIP

TOP

Arizona Diamondbacks @ Pittsburgh Pirates

PNC Park, Pittsburgh, PA

Tue Aug 07 2012, 7:07 PM - 10:26 PM EDT

Att. 22,655 - Partly Cloudy - 84 F

livebaseballscorecards.com

AB	41
R	10
H	15
RBI	10
BB	2
SO	6
LOB	15

WP: 0 PA: 44
PB: 0
SB: 2
CS: 0

Batter	1	2	3	4	5	6	7	8	9	AB	R	H	RBI	BB	SO	LOB
6 Starling Marte, R (1, 7) OBP: 0.302, SLG: 0.490	B SI 92 X SI 92 1-0 23 1B 22 FC 1B		B SI 92 S CH 83 M SL 79 S SL 81 1-3 ② K		B SI 92 C CH 84 B SI 92 B SI 92 B SI 93 4-1 23 G4-3 BB		S FF 90 B SL 80 S SL 80 B FF 92 B FF 92 X FF 92 3-2 HR		B SI 94 B FF 92 C FF 94 F FF 94 X FS 86 2-2 ① G4-3	4	2	2	1	1	1	0
23 Travis Snider, L (1, 9) OBP: 0.328, SLG: 0.491	X FF 89 0-0 22 FC 1-3 1B		B FF 90 X CH 82 1-0 22 1B 2B		X SI 92 0-0 ② G4-3 1-2 2-3		F SI 90 X SI 91 0-1 22 2B 18 SF7 1B		C SI 94 B FS 87 C FS 86 B FF 93 C SI 95 2-3 ② K	5	2	3	0	0	1	2
22 Andrew McCutchen, R (1, 8) OBP: 0.431, SLG: 0.628	B SI 92 S CH 82 F SI 91 1 SAFE B FF 93 F SI 94 X CH 82 2-2 ① FC 1-2 3-H		C SL 77 X CH 81 0-1 2-H 1B		I IN 64 I IN 66 I IN 65 I IN 65 4-0 14 FC6-4 IBB		F FF 91 F SL 80 1 SAFE X SL 79 0-2 1-3 2B		C FF 94 B SL 88 S SL 88 B FF 93 S FS 88 2-3 ③ K	4	0	2	2	1	1	1
14 Gaby Sanchez, R (1, 3) OBP: 0.254, SLG: 0.302 46 Garrett Jones, L (7, PH) OBP: 0.299, SLG: 0.507 (8, 3)	1 SAFE 1 SAFE 1 SAFE F SI 90 F FF 89 S SI 91 0-3 ② K		F FF 88 B SI 90 X SI 91 1-1 ③ L4		B SI 90 X SI 92 1-0 ③ FC6-4 1-2f		I IN 69 I IN 66 I IN 67 I IN 67 4-0 55 G6-4-3 IBB			3	0	0	0	0	1	5
										0	0	0	0	1	0	0
18 Neil Walker, S (1, 4) OBP: 0.355, SLG: 0.444	B SI 92 1 SAFE X SI 91 1-0 ③ L8			B CH 81 F CH 80 X SI 91 1-1 ① G4-3		C SI 89 C SI 90 B SI 92 S SL 82 1-3 ① K2-3	B FF 90 X FF 90 1-0 ① SF7 3-H			3	0	0	1	0	1	1
55 Michael McKenry, R (1, 2) OBP: 0.350, SLG: 0.589		C FF 91 X CH 82 0-1 ① F7		B CH 82 B CH 79 C SI 91 F SI 92 C SI 93 2-3 ② K		B SI 91 B SL 78 B SI 90 C SI 89 X SI 91 3-1 12 F8 2B	B SI 86 F SI 85 F SI 86 F SI 87 X SI 86 1-2 ②③ G6-4-3 1-2f			4	0	1	0	0	1	2
24 Pedro Alvarez, L (1, 5) OBP: 0.302, SLG: 0.468		C SL 78 B FF 92 X SI 91 1-1 ② L6		C FF 91 B SI 92 F SI 90 B FF 92 F SL 80 S SL 79 2-3 ③ K		C FF 91 B SL 78 S CS 79 D SL 80 B SL 82 B SL 79 4-2 BB		C SI 92 F SI 93 X CU 80 0-2 ① F9		3	0	0	0	1	1	0
12 Clint Barmes, R (1, 6) OBP: 0.239, SLG: 0.301		C FF 92 S SI 93 B SI 93 X SL 82 1-2 ③ G5-3			C SI 91 C SI 90 X SI 91 0-2 23 G4-3 2B	B SI 90 B SI 89 C SI 89 X SI 91 2-1 ② F8 2-3		B SI 93 X SI 93 1-0 ② F8		4	0	1	0	0	0	2
Jeff Karstens, R (1, 1) OBP: 0.091, SLG: 0.091 5 Josh Harrison, R (6, PH) OBP: 0.293, SLG: 0.395 44 Tony Watson, L (7, 1) 39 Jason Grilli, R (8, 1) 30 Chris Resop, R (8, 1) Alex Presley, L (8, PH) OBP: 0.275, SLG: 0.387 48 Jared Hughes, R (9, 1)			C SI 90 S SI 90 S SL 80 0-3 ① K		C SI 91 L SL 78 B SL 82 S SI 92 1-3 ① K	B SI 90 X CH 82 1-0 ③ F9	F FF 94 F FF 93 B FF 94 F CU 81 C CU 81 1-3 ③ K			2	0	0	0	0	2	1
										1	0	0	0	0	0	2
										0	0	0	0	0	0	0
										0	0	0	0	0	0	0
										0	0	0	0	0	0	0
										1	0	0	0	0	1	0
										0	0	0	0	0	0	0
Inning Stats	R: 1 E: 0 K: 1 S: 10 H: 2 LOB: 1 BB: 0 P: 14	R: 0 E: 0 K: 0 S: 7 H: 0 LOB: 0 BB: 0 P: 9	R: 1 E: 0 K: 2 S: 11 H: 2 LOB: 1 BB: 0 P: 14	R: 0 E: 0 K: 2 S: 9 H: 0 LOB: 0 BB: 0 P: 14	R: 0 E: 0 K: 1 S: 9 H: 1 LOB: 3 BB: 2 P: 19	R: 0 E: 0 K: 1 S: 10 H: 1 LOB: 2 BB: 1 P: 21	R: 2 E: 0 K: 0 S: 13 H: 3 LOB: 1 BB: 1 P: 22	R: 0 E: 0 K: 1 S: 8 H: 0 LOB: 0 BB: 0 P: 10	R: 0 E: 0 K: 2 S: 9 H: 0 LOB: 0 BB: 0 P: 15							

PITCHER		IP	WLS	BF	H	R	ER	SO	BB	IBB	HBP	BLK	WP	HR	S	P	ERA	WHIP
46 Patrick Corbin, L ERA: 3.53	(1, 1)	6.0		27	6	2	2	7	2	1	0	0	0	0	56	91	3.00	1.333
48 Takashi Saito, R ERA: 4.5	(7, 1)	0.0	B	4	3	2	2	0	0	1	0	0	0	1	8	15	∞	∞
49 Mike Zagurski, L ERA: 5.06	(7, 1)	0.1		1	0	0	0	0	0	0	0	0	0	0	1	2	0.00	0.000
29 Brad Ziegler, R ERA: 2.7	(7, 1)	0.2	W	1	0	0	0	0	0	0	0	0	0	0	4	5	0.00	0.000
30 David Hernandez, R ERA: 2.63	(8, 1)	1.0	H	3	0	0	0	1	0	0	0	0	0	0	8	10	0.00	0.000

PITCHER		IP	WLS	BF	H	R	ER	SO	BB	IBB	HBP	BLK	WP	HR	S	P	ERA	WHIP
40 J.J. Putz, R ERA: 3.5	(9, 1)	1.0		3	0	0	0	2	0	0	0	0	0	0	9	15	0.00	0.000

BOTTOM

Arizona Diamondbacks @ Pittsburgh Pirates

PNC Park, Pittsburgh, PA

Tue Aug 07 2012, 7:07 PM - 10:26 PM EDT

Att. 22,655 - Partly Cloudy - 84 F

livebaseballscorecards.com

AB	34
R	4
H	9
RBI	4
BB	4
SO	10
LOB	16

1B: 4	SF: 2	WP: 0	PA: 39
2B: 4	SAC: 0	PB: 0	
3B: 0	DP: 1	SB: 0	
HR: 1	HBP: 0	CS: 0	

Arizona Diamondbacks @ Pittsburgh Pirates

PNC Park, Pittsburgh, PA

Wed Aug 08 2012, 7:06 PM - 10:20 PM EDT

Att. 25,175 - Partly Cloudy - 86 F

livebaseballscorecards.com

TOP

Batter	1	2	3	4	5	6	7	8	9	AB	R	H	RBI	BB	SO	LOB
6 Stephen Drew, L (1, 6) OBP: 0.320, SLG: 0.358	C FF 91 X SI 91 0-1 18 1B 28 1B 2B		B FF 92 B CH 87 X SI 91 2-0 ① G1-3		C FF 91 B CH 87 B CH 87 B SI 92 B SL 88 4-1 18 2B 44 E BB		B FF 92 C FF 91 B FF 92 F FF 92 F FF 93 F FF 94 B SI 94 4-2 18 E 44 SF8 BB	F SI 93 B SI 94 B SI 93 C SI 92 D SI 93 X SI 91 3-2 ② G4-3 2-3		3	3	1	0	2	0	1
18 Willie Bloomquist, R (1, 4) (7, 9) OBP: 0.323, SLG: 0.396	X SI 92 0-0 28 1B 44 SF9 2-3 1B		C SL 89 F FF 92 X CU 78 0-2 ② P6		X SL 89 0-0 44 E 1-3 2-H 2B		X FF 93 0-0 E3 26 E 10 E 1-3	C SI 92 B SI 94 X SI 93 1-1 3-H 1B		5	1	3	2	0	0	1
28 Chris Johnson, R (1, 5) OBP: 0.332, SLG: 0.461	C SL 87 B FC 89 F SI 92 F FF 91 B SL 89 X SL 88 2-2 1-3 3-H 1B		B SI 88 C SI 88 C CU 77 C CU 78 1-3 ③ K		F SI 92 F SI 90 F SL 88 B SL 87 S CU 78 1-3 ② K		F FF 93 S CU 84 S CU 84 0-3 ① K	F SL 85 F SL 88 F SL 87 X SL 85 0-2 P6		5	0	1	1	0	3	5
44 Paul Goldschmidt, R (1, 3) OBP: 0.369, SLG: 0.549	F SI 92 X CU 77 0-1 ① SF9 3-H			C SL 87 B SL 88 S SL 88 X SL 87 1-2 10 F9-4-3 1B	B SL 88 B CU 76 X SL 88 2-0 E5 2-3 3-H		1 SAFE B CU 84 C FF 95 D FF 94 S FF 93 X CU 85 2-2 ② SF8 3-H		S FF 96 S SL 88 B SL 87 S SL 88 1-3 ① K	3	0	1	2	0	1	1
10 Justin Upton, R (1, 9) OBP: 0.358, SLG: 0.398 13 Jason Kubel, L (7, 7) OBP: 0.352, SLG: 0.542	B SL 89 B FF 91 C SI 90 F SI 92 X SI 92 2-2 ② F8			X SL 88 0-0 ① F9-4-3 ② 1-1	B CU 76 C FF 90 S CU 77 S CU 76 1-3 ③ K		X FF 92 0-0 E6 26 E 1-2		S FF 97 B FF 98 B SL 87 F FF 98 S SL 88 2-3 ② K	4 1	0 0	0 0	0 0	0 0	1 1	5 0
26 Miguel Montero, L (1, 2) OBP: 0.386, SLG: 0.452	C FC 90 X FF 91 0-1 ③ G4-1			B SI 91 B CH 86 F SI 90 S SL 86 F CU 78 F FF 93 B SL 88 B SI 91 4-2 BB	B CH 85 F CH 86 B FF 89 F SL 87 F CU 77 S CU 77 2-3 ① K		S SL 82 D SL 84 C SI 93 D SL 83 F SI 94 X SL 83 2-2 E3 1-2 2-3		F FF 97 F FF 96 B FF 97 S SL 88 1-3 ③ K2-3	4	0	0	0	1	2	3
24 Chris Young, R (1, 8) OBP: 0.307, SLG: 0.421 2 Aaron Hill, R (7, 4) OBP: 0.348, SLG: 0.475		C FC 91 X FF 91 0-1 ① P4		C FF 91 X SL 89 0-1 ③ F8	B CU 76 X FF 92 1-0 8 FC4 1B		C SI 94 D CH 86 C SI 93 C SI 94 1-3 ③ K			4 0	0 0	1 0	0 0	0 0	1 0	4 0
8 Gerardo Parra, L (1, 7) (7, 8) OBP: 0.345, SLG: 0.408		B SL 87 X SI 91 1-0 ② G6-3			B CU 78 B FF 90 B SI 91 C SI 90 B SI 90 4-1 31 SH1-4 18 2B BB	F SI 90 X CU 78 0-1 ② FC4 21 FC4-6 1-2f		B SI 91 B SI 90 C SI 90 F SI 90 F SI 94 X SI 92 2-2 6 G4-3 16 G6-3 18 1B 1B		3	2	1	0	1	0	1
31 Ian Kennedy, R (1, 1) OBP: 0.256, SLG: 0.118 32 Matt Albers, L (5, 1) 21 Ryan Wheeler, L (6, PH) OBP: 0.273, SLG: 0.250 55 Josh Collmenter, R (6, 1) OBP: 0.143, SLG: 0.077 16 John McDonald, R (8, PH) OBP: 0.290, SLG: 0.453 29 Brad Ziegler, R (8, 1) OBP: 0.333, SLG: 0.333		C SI 90 C CU 77 B SL 88 C CU 77 1-3 ③ K			B SI 90 S SI 90 X FC 88 1-1 ① SH1-4 1-2	S CH 85 C SL 87 X CU 76 0-2 ③ FC4-6 1-2f		1 SAFE C SI 92 X SI 93 0-1 ① G6-3 1-2		1 0 1 0 1 0	0 0 0 0 0 0	0 0 0 0 0 0	0 0 0 0 0 0	1 0 0 0 0 0	0 0 1 0 1 0
Inning Stats	R: 2 E: 0 K: 0 S: 14 H: 3 LOB: 1 BB: 0 P: 18	R: 0 E: 0 K: 1 S: 6 H: 0 LOB: 0 BB: 0 P: 8	R: 0 E: 0 K: 1 S: 7 H: 0 LOB: 0 BB: 0 P: 10	R: 0 E: 0 K: 0 S: 10 H: 1 LOB: 1 BB: 1 P: 15	R: 2 E: 1 K: 2 S: 13 H: 1 LOB: 2 BB: 2 P: 26	R: 0 E: 0 K: 1 S: 10 H: 1 LOB: 1 BB: 0 P: 13	R: 1 E: 3 K: 2 S: 18 H: 0 LOB: 3 BB: 1 P: 27	R: 1 E: 0 K: 0 S: 15 H: 2 LOB: 1 BB: 0 P: 21	R: 0 E: 0 K: 3 S: 9 H: 0 LOB: 0 BB: 0 P: 13	1B: 6 2B: 3 3B: 0 HR: 0 SF: 2 SAC: 1 DP: 1 HBP: 0						

	AB	35
	R	6
	H	8
	RBI	5
	BB	4
	SO	10
	LOB	23

WP: 0 PA: 42
PB: 0
SB: 0
CS: 0

PITCHER		IP	WLS	BF	H	R	ER	SO	BB	IBB	HBP	BLK	WP	HR	S	P	ERA	WHIP
29 Kevin Correia, R ERA: 4.49	(1, 1)	6.0	W	27	6	4	3	5	3	0	0	0	0	0	60	90	4.50	1.500
30 Chris Resop, R ERA: 3.61	(7, 1)	0.2	H	5	0	1	0	1	1	0	0	0	0	0	11	17	0.00	1.500
44 Tony Watson, L ERA: 4.15	(7, 1)	0.1	H	2	0	0	0	1	0	0	0	0	0	0	7	10	0.00	0.000
32 Chad Qualls, R ERA: 4.75	(8, 1)	1.0	H	5	2	1	1	0	0	0	0	0	0	0	15	21	9.00	2.000
52 Joel Hanrahan, R ERA: 2.68	(9, 1)	1.0	S	3	0	0	0	3	0	0	0	0	0	0	9	13	0.00	0.000

PITCHER	IP	WLS	BF	H	R	ER	SO	BB	IBB	HBP	BLK	WP	HR	S	P	ERA	WHIP

Batter	1	2	3	4	5	6	7	8	9	AB	R	H	RBI	BB	SO	LOB
6 Starling Marte, R (1, 7) OBP: 0.298, SLG: 0.528	C FF 89 B FC 86 C FF 90 F FF 90 S CH 80 1-3 ① **K**		C FF 86 B FF 87 B FF 88 X FC 85 2-1 **HR**	X FF 89 0-0 ③ **B1-3**		C FC 88 B CH 79 X CH 79 1-1 ② **G6-3**				4	1	1	1	0	1	0
23 Travis Snider, L (1, 9) OBP: 0.338, SLG: 0.492	F FF 90 F FF 90 B FF 90 S KC 79 1-3 ② **K**		F FF 88 X CH 78 0-1 22 **FC5-4** 1B		X FF 87 0-0 46 1B 22 E 18 2B 1B	C FC 88 F FC 87 B FC 89 S FC 88 1-3 ③ **K**				4	1	2	0	0	2	0
22 Andrew McCutchen, R (1, 8) OBP: 0.430, SLG: 0.625	C FF 89 B FF 87 C FC 87 B CH 81 B FF 92 F FF 91 X FF 92 3-2 46 1B 18 HR 1B		C FF 87 1 SAFE X FF 87 0-1 ① **FC5-4** 24 BB 46 BB 1-2f		C FF 87 X FF 88 0-1 **FC6** 46 1B 18 2B 1-2		F FC 87 C FC 88 F FC 88 C FC 88 0-3 ① **K**			4	2	1	0	0	1	2
46 Garrett Jones, L (1, 3) OBP: 0.304, SLG: 0.508 32 Chad Qualls, R (8, 1) 52 Joel Hanrahan, R (9, 1)	S FF 90 1 SAFE F FF 90 1 SAFE B FF 90 F FF 90 X KC 78 1-2 18 HR 1-3 1B		B FF 87 B FF 87 1 SAFE B FC 86 C FF 87 F CH 79 B FF 89 4-2 24 BB 1-2 BB		C FF 88 X FF 88 0-1 18 2B 26 K 1-2 2-3 1B		F FC 89 C FC 88 B FC 89 F FC 88 F FC 88 X FF 81 1-2 ② **G4-3**			3 0 0	1 0 0	2 0 0	0 0 0	1 0 0	0 0 0	0 0 0
18 Neil Walker, S (1, 4) OBP: 0.357, SLG: 0.454	F FF 89 B FF 90 D FF 87 F FF 92 F FF 91 X CH 80 2-2 1-H 3-H **HR**		X FF 88 0-0 ② **F5**		B FF 89 X FF 88 1-0 1-3 2-H 3-H **2B**		B FC 89 B FC 88 F CH 80 F CH 81 F FC 89 X FC 90 2-2 ③ **G6-3**			4	1	2	5	0	0	2
24 Pedro Alvarez, L (1, 5) OBP: 0.301, SLG: 0.464	S CH 80 B FF 90 F FF 89 X CH 78 1-2 ③ **G3**		B FF 88 B FF 88 B FF 88 C FF 90 S FF 90 B FF 90 4-2 1-2 2-3 **BB**		C SI 94 S FF 94 F FF 94 B SI 95 D CU 80 S CU 79 2-3 ① **K**			C SI 84 X SI 85 0-1 ① **G4-3**		3	0	0	0	1	1	2
26 Rod Barajas, R (1, 2) OBP: 0.277, SLG: 0.343		C FF 85 F FF 87 X FF 89 0-2 ① **F9**	C FF 90 F FF 89 F FF 89 B CH 78 S CH 78 1-3 ③ **K**		S SI 92 F SI 93 D CU 80 B CU 81 S SI 94 2-3 ② ③ **K** 3-H			F SI 86 X SI 86 0-1 ② **L4**		4	0	0	0	0	2	5
69 Jordy Mercer, R (1, 6) OBP: 0.276, SLG: 0.519 12 Clint Barmes, R (9, 6) OBP: 0.239, SLG: 0.301		C FF 87 X FF 90 0-1 ② **F9**		C FC 84 X FF 87 0-1 ① **F8**		B FC 88 C FC 88 C FC 89 X FC 88 1-2 **HR**		C SI 86 B SI 86 S SI 86 C CU 76 1-3 ③ **K**		4 0	1 0	1 0	1 0	0 0	1 0	0 0
29 Kevin Correia, R (1, 1) OBP: 0.129, SLG: 0.129 30 Chris Resop, R (7, 1) 44 Tony Watson, L (7, 1) 14 Gaby Sanchez, R (8, 3) OBP: 0.254, SLG: 0.302		C FF 88 B FF 89 B FF 89 S FF 90 X FF 90 2-2 ③ **F9**		C SI 87 B FF 88 B FF 88 S FF 89 F FF 89 F FF 90 X KC 78 2-2 ② **P1**		C FC 88 S FC 87 C CU 73 0-3 ① **K**				3 0 0 0	0 0 0 0	0 0 0 0	0 0 0 0	1 0 0 0	0 0 0 0	0 0 0 0
Inning Stats	R: 3 H: 3 E: 0 LOB: 0 K: 2 BB: 0 S: 22 P: 31	R: 0 H: 0 E: 0 LOB: 0 K: 0 BB: 0 S: 8 P: 10	R: 1 H: 2 E: 0 LOB: 3 K: 1 BB: 2 S: 15 P: 26	R: 0 H: 0 E: 0 LOB: 0 K: 0 BB: 0 S: 8 P: 10	R: 2 H: 3 E: 1 LOB: 2 K: 2 BB: 0 S: 13 P: 18	R: 1 H: 1 E: 0 LOB: 0 K: 2 BB: 0 S: 11 P: 14	R: 0 H: 0 E: 0 LOB: 0 K: 1 BB: 0 S: 13 P: 16	R: 0 H: 0 E: 0 LOB: 0 K: 1 BB: 0 S: 7 P: 8		1B: 5 SF: 0 2B: 1 SAC: 0 3B: 0 DP: 0 HR: 3 HBP: 0					WP: 0 PA: 35 PB: 0 SB: 0 CS: 0	

BOTTOM

Arizona Diamondbacks @ Pittsburgh Pirates

PNC Park, Pittsburgh, PA

Wed Aug 08 2012, 7:06 PM - 10:20 PM EDT

Att. 25,175 - Partly Cloudy - 86 F

livebaseballscorecards.com

AB	33
R	7
H	9
RBI	7
BB	2
SO	9
LOB	11

PITCHER		IP	WLS	BF	H	R	ER	SO	BB	IBB	HBP	BLK	WP	HR	S	P	ERA	WHIP
31 Ian Kennedy, R ERA: 4.34	(1, 1)	4.0	L	23	8	6	5	3	2	0	0	0	0	2	59	84	11.25	2.500
32 Matt Albers, R ERA: 2.14	(5, 1)	1.0		2	0	0	0	2	0	0	0	0	0	0	7	11	0.00	0.000
55 Josh Collmenter, R ERA: 4.24	(6, 1)	2.0		7	1	1	1	3	0	0	0	0	0	1	24	30	4.50	0.500
29 Brad Ziegler, R ERA: 2.64	(8, 1)	1.0		3	0	0	0	1	0	0	0	0	0	0	7	8	0.00	0.000

PITCHER	IP	WLS	BF	H	R	ER	SO	BB	IBB	HBP	BLK	WP	HR	S	P	ERA	WHIP

Arizona Diamondbacks @ Pittsburgh Pirates

PNC Park, Pittsburgh, PA

Thu Aug 09 2012, 4:10 PM - 7:02 PM EDT

Att. 20,558 - Partly Cloudy - 81 F

livebaseballscorecards.com

TOP

Batter	1	2	3	4	5	6	7	8	9	AB	R	H	RBI	BB	SO	LOB
6 Stephen Drew, L (1, 6) OBP: 0.307, SLG: 0.342	B FF 89 T FF 89 B SI 89 F SI 88 B CU 77 C FF 90 3-3 ① K	C CU 77 B CU 73 X SI 86 1-1 ③ F9		C SI 89 X CU 77 0-1 ③ F8			B SI 92 F SI 92 X SI 92 1-1 ① G3-1		C SI 90 C SI 91 B KC 80 F KC 80 B SI 90 F SI 91 B SI 91 X SI 91 3-2 ① G3-1	5	0	0	0	0	1	3
2 Aaron Hill, R (1, 4) OBP: 0.350, SLG: 0.479	X SI 90 0-0 13 HR 2B	B CU 74 X SI 89 1-0 10 FC5-4 1B	B FF 89 X CU 75 1-0 ① F8				C SI 92 B SL 85 F SI 91 F SL 84 B SL 85 F SI 92 B SI 92 X SI 92 3-2 13 HR 1B		B SI 91 B CH 82 C SI 90 B SI 91 S CH 81 S CH 81 3-3 ② K	5	2	3	0	0	1	0
13 Jason Kubel, L (1, 7) OBP: 0.352, SLG: 0.556	C FF 90 X SI 90 0-1 2-H HR	C CU 75 X CU 77 0-1 ① L4	B SI 88 F CU 77 B SI 88 C CU 76 X FF 89 2-2 ② F8				B SI 91 X SI 92 1-0 1-H HR		C KC 79 B KC 79 B KC 78 B SI 91 X SI 91 3-1 ③ G4-3	5	2	2	4	0	0	1
44 Paul Goldschmidt, R (1, 3) OBP: 0.365, SLG: 0.543	C FF 91 B FF 90 B CU 75 X CH 84 2-1 ② G6-3	1 SAFE 1 SAFE C CU 77 1 SAFE F FF 88 X CU 79 0-2 ② L6	C CU 76 B FF 89 X FF 88 1-1 ③ L5				F SI 93 F SL 83 S SL 85 0-3 ② K			4	0	0	0	0	1	1
10 Justin Upton, R (1, 9) OBP: 0.359, SLG: 0.400	B FF 90 D CH 84 S CH 84 T FF 89 B FF 89 B CU 75 4-2 BB	B CU 74 D CH 85 X CU 76 2-0 ③ FC5-4 1-2f				F FF 89 X CU 78 0-1 ① G6-3	F SI 91 B SI 92 B SL 84 X SI 91 2-1 2B			3	0	1	0	1	0	1
28 Chris Johnson, R (1, 5) OBP: 0.333, SLG: 0.462	B CU 75 B FF 89 C SI 90 X CU 76 2-1 ③ F8			B FF 89 X CH 83 1-0 34 FC2-5 27 1B 1B		T FF 90 F SI 90 B FF 89 B FF 90 F CU 77 B FF 89 X CU 77 3-2 27 HR 1B	B KC 79 B SI 91 S CH 82 F CH 81 F KC 80 X KC 77 2-2 ③ F9			4	1	2	0	0	0	2
24 Chris Young, R (1, 8) OBP: 0.303, SLG: 0.414		B FF 90 F FF 87 B CU 77 C CU 76 S FF 89 2-3 ① K		C CU 76 B FF 89 F CU 75 1 SAFE 1 SAFE B FF 90 1 SAFE F CU 78 F CH 83 2-2 ① P6		C CU 76 X CU 77 0-1 ② P6		B SI 90 C CH 81 F SI 91 F SI 91 B KC 83 X CH 82 2-2 ① G5-3		4	0	0	0	0	1	2
27 Wil Nieves, R (1, 2) OBP: 0.345, SLG: 0.471		C FF 90 X CU 76 0-1 ② F9		S CU 76 D CU 76 1 SAFE S CU 76 X CU 76 1-2 34 FC2-5 1-2 1B		1 SAFE D CU 76 X CU 74 1-0 1-H HR		C SI 91 C SI 92 B SI 92 X SI 93 1-2 ② P3		4	1	2	2	0	0	0
34 Joe Saunders, L (1, 1) OBP: 0.158, SLG: 0.088 21 Ryan Wheeler, L (8, PH) OBP: 0.261, SLG: 0.238 30 David Hernandez, R (8, 1) OBP: 1.000, SLG: 1.000 40 J.J. Putz, R (9, 1)		B FF 90 B FF 88 B FF 88 B FF 86 4-0 BB		B SI 88 L CH 86 X CU 74 1-1 ② FC2-5 1-2 2-3f		C FF 88 B CU 75 C FF 88 F CU 74 X FF 88 1-2 ③ L7		B KC 79 X KC 78 1-0 ③ G4-3		2 1 0 0	0 0 0 0	0 0 0 0	0 0 0 0	1 0 0 0	0 0 0 0	2 0 0 0
Inning Stats	R: 2 E: 0 K: 1 S: 12 H: 2 LOB: 1 BB: 1 P: 23	R: 0 E: 0 K: 1 S: 7 H: 0 LOB: 1 BB: 1 P: 14	R: 0 E: 0 K: 0 S: 7 H: 1 LOB: 1 BB: 0 P: 10	R: 0 E: 0 K: 0 S: 13 H: 2 LOB: 2 BB: 0 P: 18	R: 0 E: 0 K: 0 S: 6 H: 0 LOB: 0 BB: 0 P: 10	R: 2 E: 0 K: 0 S: 13 H: 2 LOB: 0 BB: 0 P: 18	R: 2 E: 0 K: 1 S: 17 H: 3 LOB: 1 BB: 0 P: 26	R: 0 E: 0 K: 0 S: 8 H: 0 LOB: 0 BB: 0 P: 12	R: 0 E: 0 K: 1 S: 10 H: 0 LOB: 0 BB: 0 P: 19	1B: 5 2B: 2 3B: 0 HR: 3 SF: 0 SAC: 0 DP: 0 HBP: 0						

	AB	37
	R	6
	H	10
	RBI	6
	BB	2
	SO	4
	LOB	12

WP: 0 PB: 0 SB: 0 CS: 0 PA: 39

PITCHER		IP	WLS	BF	H	R	ER	SO	BB	IBB	HBP	BLK	WP	HR	S	P	ERA	WHIP
51 Wandy Rodriguez, L ERA: 3.91	(1, 1)	6.0	L	27	7	4	4	2	2	0	0	0	0	2	58	93	6.00	1.500
48 Jared Hughes, R ERA: 2.82	(7, 1)	0.2		5	3	2	2	1	0	0	0	0	0	1	13	20	27.00	4.500
49 Jeff Locke, L ERA:	(7, 1)	2.1		7	0	0	0	1	0	0	0	0	0	0	22	37	0.00	0.000

PITCHER	IP	WLS	BF	H	R	ER	SO	BB	IBB	HBP	BLK	WP	HR	S	P	ERA	WHIP

BOTTOM

Arizona Diamondbacks @ Pittsburgh Pirates

PNC Park, Pittsburgh, PA

Thu Aug 09 2012, 4:10 PM - 7:02 PM EDT

Att. 20,558 - Partly Cloudy - 81 F

livebaseballscorecards.com

Batter	1	2	3	4	5	6	7	8	9	AB	R	H	RBI	BB	SO	LOB
6 Starling Marte, R (1, 7) OBP: 0.311, SLG: 0.561	B FF 88 C SI 88 B CH 80 X SI 89 2-1 G5-3 ①	B CH 79 C CH 80 F FF 91 D CU 77 X SI 90 2-2 1-2 3-H 1B		C SI 90 F FF 90 B SI 92 B SI 90 B CH 82 S CH 82 3-3 K ③			C SI 89 F SI 89 B SI 91 B FF 89 X SI 90 2-2 3B			4	0	2	1	0	1	0
5 Josh Harrison, R (1, 5) OBP: 0.286, SLG: 0.385	C FF 90 B SI 89 B FF 90 F CH 81 B FF 91 X FF 91 3-2 L8 ②	C FF 91 B FF 91 B FF 92 F CH 82 D CH 82 S FF 92 3-3 K ③			B SI 87 X SI 87 1-0 G1-3 ①		F SI 90 B FF 91 B FF 91 B CH 82 F SI 91 X FF 92 3-2 P4 ③			4	0	0	0	0	1	3
22 Andrew McCutchen, R (1, 8) OBP: 0.428, SLG: 0.621	C FF 91 S SI 90 X SI 89 0-2 G6-3 ③		B CH 80 X SI 89 1-0 14 1B 1B		X SI 87 0-0 G3 ②			B SI 94 F SI 94 B FF 94 B SI 95 F SI 94 F FF 95 F FF 96 X FF 96 3-2 L9 ①		4	0	1	0	0	0	0
14 Gaby Sanchez, R (1, 3) OBP: 0.263, SLG: 0.310		B SI 90 C SI 88 F SI 88 B FF 90 F CH 80 X FF 91 2-2 18 1B 55 1B 1B	1 SAFE 1 SAFE B SI 88 F CH 80 1 SAFE X SI 88 1-1 1-2 1B		B SI 87 B SI 87 C SI 87 F SI 88 X FF 90 2-2 P3 ③			B FF 96 C FF 96 B FF 96 B FF 96 F FF 96 X FF 95 3-2 1B		4	1	3	0	0	0	0
18 Neil Walker, S (1, 4) OBP: 0.356, SLG: 0.452		L FF 89 X FF 89 0-1 23 G4-3 55 1B 69 SF8 1-3 1B	C CH 80 F FF 90 S SI 90 0-3 K ①			B SI 89 S CH 80 F FF 90 X SI 90 1-2 L1 ①		S FF 96 F FF 96 B SI 95 C CU 83 1-3 K ②		4	1	1	0	0	2	3
55 Michael McKenry, R (1, 2) OBP: 0.348, SLG: 0.579		1 SAFE D CH 79 S CH 81 B SI 89 F CH 80 1 SAFE X CU 76 2-2 51 E 23 G4-3 6 1B 1-2 3-H 1B	C SI 89 T SI 90 X SI 89 0-2 F9 ②			B SI 89 X SI 89 1-0 P6 ②		C SI 96 C CU 81 F CU 82 X CU 81 0-2 G5-3 ③		4	1	1	1	0	0	3
23 Travis Snider, L (1, 9) OBP: 0.324, SLG: 0.469 49 Jeff Locke, L (7, 1) 12 Clint Barmes, R (9, PH) OBP: 0.239, SLG: 0.300		S FF 89 X SI 90 0-1 G4-3 ① 1-2 2-3	C SI 90 F SI 91 B CU 80 X SI 91 1-2 G4-3 ③			F SI 90 B FF 89 F SI 88 B CU 77 X SI 90 2-2 G3 ③			C SI 93 F FF 94 F FF 94 F FS 87 S FF 94 0-3 K ①	3 0 1	0 0 0	0 0 0	0 0 0	0 0 1	0 0 0	4 0 0
69 Jordy Mercer, R (1, 6) OBP: 0.242, SLG: 0.467		S SI 91 F SI 91 X CH 81 0-2 SF8 ② 3-H		C CH 78 F FF 89 B FF 89 F SI 89 B CU 76 F FF 91 B SI 91 X FF 92 3-2 F8 ①			B CH 83 B SI 85 C SI 85 C SI 86 B SI 88 F FF 90 F FF 90 X FF 90 3-2 L5 ①		B FF 94 B FF 95 C FF 94 F FF 94 F FS 87 F FF 93 F FF 93 F FS 87 S FS 87 2-3 K ②	3	0	0	1	0	1	0
51 Wandy Rodriguez, S (1, 1) OBP: 0.089, SLG: 0.024 48 Jared Hughes, R (7, 1) 46 Garrett Jones, L (7, 9) OBP: 0.303, SLG: 0.505		X FF 90 0-0 E1 6 1B 2-3		C SI 87 X SI 87 0-1 G5-3 ②			F SI 87 S SI 90 X FF 91 0-2 G4-3 ②		X SI 92 0-0 G4-3 ③	2 0 2	0 0 0	0 0 0	0 0 0	0 0 0	1 0 0	0 0 0
Inning Stats	R: 0 E: 0 K: 0 S: 8 H: 0 LOB: 0 BB: 0 P: 13	R: 3 E: 1 K: 1 S: 21 H: 4 LOB: 2 BB: 0 P: 30	R: 0 E: 0 K: 1 S: 12 H: 2 LOB: 2 BB: 0 P: 15	R: 0 E: 0 K: 1 S: 10 H: 0 LOB: 0 BB: 0 P: 16	R: 0 E: 0 K: 0 S: 5 H: 0 LOB: 0 BB: 0 P: 8	R: 0 E: 0 K: 0 S: 7 H: 0 LOB: 0 BB: 0 P: 11	R: 0 E: 0 K: 0 S: 14 H: 1 LOB: 1 BB: 0 P: 22	R: 0 E: 0 K: 1 S: 15 H: 1 LOB: 1 BB: 0 P: 22	R: 0 E: 0 K: 2 S: 13 H: 0 LOB: 0 BB: 0 P: 15	1B: 7 2B: 0 3B: 1 HR: 0 SF: 1 SAC: 0 DP: 0 HBP: 0						

AB	**35**																	
R	**3**																	
H	**8**																	
RBI	**3**																	
BB	**0**																	
SO	**6**																	
LOB	**14**																	

WP: 0 PB: 0 SB: 0 CS: 0 PA: 36

PITCHER		IP	WLS	BF	H	R	ER	SO	BB	IBB	HBP	BLK	WP	HR	S	P	ERA	WHIP
34 Joe Saunders, L ERA: 3.52	(1, 1)	7.0	W	29	7	3	2	3	0	0	0	0	0	0	77	115	2.57	1.000
30 David Hernandez, R ERA: 2.57	(8, 1)	1.0	H	4	1	0	0	1	0	0	0	0	0	0	15	22	0.00	1.000
40 J.J. Putz, R ERA: 3.41	(9, 1)	1.0	S	3	0	0	0	2	0	0	0	0	0	0	13	15	0.00	0.000

PITCHER	IP	WLS	BF	H	R	ER	SO	BB	IBB	HBP	BLK	WP	HR	S	P	ERA	WHIP

Batter	1	2	3	4	5	6	7	8	9	AB	R	H	RBI	BB	SO	LOB
5 Alexi Amarista, L (1, 4) OBP: 0.312, SLG: 0.442	B FF 90 X FF 91 1-0 HR		C SI 92 B CU 78 C CU 76 X CU 78 1-2 ② G5-3		B SI 92 F SI 92 B SL 81 B SI 91 X SI 91 3-1 2 1B 7 HR 2-H 1B		X SI 94 0-0 ② G6-3		C SI 92 X SI 93 0-1 ② G4-3	5	2	2	2	0	0	0
2 Everth Cabrera, S (1, 6) OBP: 0.316, SLG: 0.328	C FF 94 B CU 76 X FF 94 1-1 ① B5-3		S SI 93 B CH 84 B FF 92 X FF 92 2-1 ③ P5		1 SAFE X SI 91 0-0 7 HR 1-2 1B		B SI 94 S SI 94 B SI 94 B SI 94 B SI 94 4-1 7 HR BB		L SI 92 B SI 94 X SI 92 1-1 ③ G4-3	4	2	1	0	1	0	0
7 Chase Headley, S (1, 5) OBP: 0.372, SLG: 0.458	B FF 94 F FF 92 S SI 92 X CU 78 1-2 ② G3			F FF 91 B SI 91 F SI 92 S SL 78 1-3 ① K2-3	S SL 79 D SL 81 X FF 91 1-1 1-H 2-H HR		X SL 83 0-0 1-H HR			4	2	2	5	0	1	0
18 Carlos Quentin, R (1, 9) OBP: 0.384, SLG: 0.521	S SL 79 F SI 94 B SL 80 X CU 78 1-2 1B			X SI 92 0-0 ② F8	F FF 92 F FF 93 F CU 82 B FF 94 S FF 94 1-3 ② K		F CH 86 B SI 92 C SI 94 F SI 95 F CH 86 B CH 86 B SI 94 F SI 94 S SL 84 3-3 ③ K			4	0	1	0	0	2	0
23 Yonder Alonso, L (1, 3) OBP: 0.339, SLG: 0.395	F SI 92 B SL 80 D SL 79 F SI 93 F FF 93 D CU 77 X FF 94 3-2 ③ F7			X SI 92 0-0 ③ G3-1	B FF 92 X FF 93 1-0 ③ F7			C SI 93 B SI 93 S SL 83 B SL 83 S SL 83 2-3 ① K		4	0	0	0	0	1	1
25 Will Venable, L (1, 7) OBP: 0.320, SLG: 0.404		S SI 91 F FF 92 B SI 91 F FF 93 B SL 79 F SI 92 B SI 92 F FF 92 S FF 93 3-3 ① K			C FF 91 B FF 90 S FF 91 F SL 79 F SL 79 F SI 92 B CU 77 X FF 93 2-2 ① P5	B FF 92 F FF 92 B CH 81 S FF 92 F FF 94 F FF 94 X FF 94 2-2 ① F7		B SL 83 X SL 84 1-0 ② P3		4	0	0	0	0	1	0
24 Cameron Maybin, R (1, 8) OBP: 0.292, SLG: 0.325		C SL 80 B SL 78 B SI 92 F FF 93 F FF 93 T CU 77 2-2 ② K			B SI 93 S FF 92 B SI 92 F FF 92 B FF 90 B FF 91 4-2 21 1B 15 2B BB	B CU 77 C FF 92 B FF 93 X FF 92 2-1 ② G6-3		F SI 94 F SI 92 B SI 94 B SL 84 B SI 93 F 93 B SI 93 4-2 BB		2	1	0	0	2	1	0
21 John Baker, L (1, 2) OBP: 0.325, SLG: 0.293		F SI 93 S CH 84 B CU 79 X SI 92 1-2 ③ G6-3			C SL 79 D CU 76 1 SAFE B SI 90 F FF 91 X SI 91 2-2 15 2B 1-2 1B	B CU 81 C FF 92 C FF 94 S CU 84 1-3 ③ K		1 SAFE X SI 92 0-0 ③ G4-3		4	1	1	0	0	1	1
37 Edinson Volquez, R (1, 1) 41 Alex Hinshaw, L (4, 1) 15 Jesus Guzman, R (5, PH) 58 Brad Brach, R (6, 1) 13 Chris Denorfia, R (7, PH) 55 Dale Thayer, R (7, 1) 57 Luke Gregerson, L (8, 1) 14 Mark Kotsay, L (9, PH) 16 Huston Street, R (9, 1)			C FF 90 F SI 93 C CU 78 0-3 ① K		B SL 78 B SI 90 X FF 91 2-0 5 1B 1-H 2-H 2B		C FF 92 X CU 80 0-1 ① G6-3		C SI 92 B SI 93 F SI 93 B SL 84 F SL 84 B SL 86 X SI 92 3-2 ① G3-1	1 0 0 0 0 1 0 0 0 0 0 0 0 0 1 1 1 2 0 0 0 0 0 0 0 0 0 0 1 0 0 0 0 0 0 0 0 0 0 0 0 0 0 0 0 0 0 0 0 1 0 0 0 0 0 0 0 0 0 0 0 0 0						
Inning Stats	R: 1 E: 0 K: 0 S: 13 H: 2 LOB: 1 BB: 0 P: 20	R: 0 E: 0 K: 2 S: 13 H: 0 LOB: 0 BB: 0 P: 19	R: 0 E: 0 K: 1 S: 8 H: 0 LOB: 0 BB: 0 P: 11	R: 0 E: 0 K: 1 S: 5 H: 0 LOB: 0 BB: 0 P: 6	R: 6 E: 0 K: 1 S: 22 H: 5 LOB: 0 BB: 1 P: 38	R: 0 E: 0 K: 1 S: 10 H: 0 LOB: 0 BB: 0 P: 15	R: 2 E: 0 K: 1 S: 11 H: 1 LOB: 0 BB: 1 P: 18	R: 0 E: 0 K: 1 S: 8 H: 0 LOB: 1 BB: 1 P: 15	R: 0 E: 0 K: 0 S: 8 H: 0 LOB: 0 BB: 0 P: 12	1B: 4 2B: 1 3B: 0 HR: 3 SF: 0 SAC: 0 DP: 0 HBP: 0						

TOP

San Diego Padres @ Pittsburgh Pirates

PNC Park, Pittsburgh, PA

Fri Aug 10 2012, 7:06 PM - 10:29 PM EDT

Att. 38,702 - Cloudy - 75 F

livebaseballscorecards.com

AB	35
R	9
H	8
RBI	9
BB	3
SO	8
LOB	2

WP: 0 PB: 0 SB: 0 CS: 0 PA: 38

PITCHER		IP	WLS	BF	H	R	ER	SO	BB	IBB	HBP	BLK	WP	HR	S	P	ERA	WHIP
53 James McDonald, R ERA: 3.77	(1, 1)	4.1		21	7	7	7	4	1	0	0	0	0	2	56	87	14.54	1.846
30 Chris Resop, R ERA: 3.48	(5, 1)	2.0		6	0	0	0	2	0	0	0	0	0	0	17	24	0.00	0.000
44 Tony Watson, L ERA: 4.46	(7, 1)	1.2	L	8	1	2	2	2	2	0	0	0	0	1	17	31	10.80	1.800
32 Chad Qualls, R ERA: 4.64	(9, 1)	1.0		3	0	0	0	0	0	0	0	0	0	0	8	12	0.00	0.000

PITCHER	IP	WLS	BF	H	R	ER	SO	BB	IBB	HBP	BLK	WP	HR	S	P	ERA	WHIP

BOTTOM

San Diego Padres @ Pittsburgh Pirates

PNC Park, Pittsburgh, PA

Fri Aug 10 2012, 7:06 PM - 10:29 PM EDT

Att. 38,702 - Cloudy - 75 F

livebaseballscorecards.com

Batter	1	2	3	4	5	6	7	8	9	AB	R	H	RBI	BB	SO	LOB
6 Starling Marte, R (1, 7) OBP: 0.318, SLG: 0.548	B FF 92 B FF 94 C FF 92 B SI 95 X FF 93 3-1 23 1B 23 S 46 FC3-2 1B	C KC 81 B KC 79 X SI 94 1-1 1-2 2-H 1B		B KC 80 B SI 94 S SI 93 C SI 93 F FF 94 D CH 84 S SI 94 3-3 ① K	B SL 83 C SL 81 X FF 92 1-1 E6		B SL 86 C SL 85 S SL 85 B SL 82 X FF 94 2-2 ② F8			5	0	2	1	0	1	2
23 Travis Snider, L (1, 9) OBP: 0.329, SLG: 0.507	D SI 94 C KC 78 C KC 79 F CH 84 X CH 84 1-2 46 FC3-2 1-3 1B	B KC 79 X FF 94 1-0 ③ F7		B SI 94 S KC 80 S CH 84 X CH 85 1-2 1-H 2-H HR	1 SAFE 1 SAFE B FF 90 1 SAFE X FF 90 1-0 ③ G6-3		B SI 94 B SL 83 F SI 93 F SI 93 X SL 83 2-2 ③ G4-3			5	1	2	3	0	0	3
22 Andrew McCutchen, R (1, 8) OBP: 0.425, SLG: 0.615	F SI 95 B KC 79 C KC 77 D CH 83 B KC 80 X KC 81 3-2 ① L5	C CH 83 B KC 81 X CH 83 1-1 ① G5-3	C KC 80 B CH 85 B KC 81 B FF 93 B SI 92 4-1 46 1B 24 1B BB			C FF 92 F FS 83 S FF 93 0-3 ① K		C SL 81 S SL 82 X SL 83 0-2 ① L8		4	1	0	0	1	1	2
46 Garrett Jones, L (1, 3) OBP: 0.307, SLG: 0.515	S SI 93 F FF 95 D KC 82 X KC 79 1-2 ② FC3-2 1-2 3-H	C SI 94 B KC 80 B KC 80 F FF 94 B KC 82 X SI 93 3-2 HR	1 SAFE C SL 80 B FF 89 S SL 81 B FF 90 F SL 81 X CU 79 2-2 18 G1-3 24 1B 1-3 1B			B FF 92 B SL 82 S FF 91 B FF 92 B FF 92 4-1 24 1B 26 1B BB		F SL 83 B SI 89 B SI 89 F SL 82 S SL 83 2-3 ② K		4	3	2	1	1	1	2
18 Neil Walker, S (1, 4) OBP: 0.352, SLG: 0.447	B CH 84 S CH 84 F CH 85 F KC 82 X CH 84 1-2 ③ G3	C FF 95 F CH 85 T KC 82 0-2 ② K	B FF 90 C SL 81 B SL 80 B FF 90 X SL 81 3-1 ② G1-3 1-2		X FF 90 0-0 ② F8			B SL 83 S SI 88 X SI 89 1-1 ③ G1-3		5	0	0	0	0	1	5
24 Pedro Alvarez, L (1, 5) OBP: 0.305, SLG: 0.465		C KC 77 S SI 94 C KC 80 0-3 ① K	F SI 93 B KC 79 S KC 79 B CH 87 B KC 79 B CH 85 4-2 BB	D SL 82 B SL 80 C SL 81 B FF 90 C SL 82 X SL 82 3-2 2-H 3-H 1B		C FF 91 D FS 84 C FF 92 B SL 84 B FF 93 X FF 93 3-2 26 1B 1-3 1B			C SI 89 B CH 80 B CH 80 C SI 89 X SL 85 2-2 ① F8	4	0	2	2	1	1	0
26 Rod Barajas, R (1, 2) OBP: 0.275, SLG: 0.340		B KC 78 B FF 92 S KC 80 X FF 94 2-1 ② G4-3	B SI 95 X FF 93 1-0 ③ F7	C FF 90 X FF 88 0-1 ③ F8		C FF 92 S SL 84 X SL 84 0-2 1-3 3-H 1B			S SL 86 F SL 86 B SI 91 X SL 85 1-2 ② G4-3	5	0	1	1	0	0	2
12 Clint Barmes, R (1, 6) OBP: 0.242, SLG: 0.303 44 Tony Watson, L (7, 1) 32 Chad Qualls, R (9, 1) 55 Michael McKenry, R (9, PH) OBP: 0.345, SLG: 0.575		F FF 95 F KC 78 X CH 84 0-2 53 WP 6 1B 1B		C CH 82 B SI 94 X KC 80 1-1 53 BB 23 HR 1B	B SL 80 B FF 92 C FF 91 F FF 92 F SL 82 F FF 92 X SL 84 2-2 ① F8	F FF 92 S FF 92 S FF 92 0-3 ③ K			S SL 84 X SL 84 0-1 ③ G3	4 0 0 1	2 0 0 0	2 0 0 0	0 0 0 0	0 0 0 0	1 0 0 0	2 0 0 0
53 James McDonald, L (1, 1) OBP: 0.255, SLG: 0.146 30 Chris Resop, R (5, 1) 69 Jordy Mercer, R (7, 6) OBP: 0.235, SLG: 0.452		C SI 93 S CH 83 D CH 85 1 SAFE F CH 83 B SI 95 B KC 81 B CH 84 4-2 6 1B 1-2 BB		D SI 92 B FF 91 B FF 89 C FF 91 B FF 88 4-1 23 HR 1-2 BB	B FF 92 C FF 92 C FF 92 C FF 92 1-3 ② K		C FF 95 X FF 95 0-1 ① G6-3			0 1 1	1 0 0	0 0 0	0 0 0	2 0 0	0 1 0	0 0 0
Inning Stats	R: 0 E: 0 K: 0 S: 16 H: 2 LOB: 2 BB: 0 P: 25	R: 1 E: 0 K: 1 S: 14 H: 2 LOB: 2 BB: 1 P: 22	R: 1 E: 0 K: 1 S: 11 H: 1 LOB: 1 BB: 1 P: 20	R: 5 E: 0 K: 1 S: 22 H: 4 LOB: 1 BB: 2 P: 43	R: 0 E: 1 K: 1 S: 11 H: 0 LOB: 1 BB: 0 P: 16	R: 1 E: 0 K: 2 S: 14 H: 2 LOB: 2 BB: 1 P: 21	R: 0 E: 0 K: 0 S: 8 H: 0 LOB: 0 BB: 0 P: 12	R: 0 E: 0 K: 1 S: 8 H: 0 LOB: 0 BB: 0 P: 11	R: 0 E: 0 K: 0 S: 8 H: 0 LOB: 0 BB: 0 P: 11	1B: 9 2B: 0 3B: 0 HR: 2 SF: 0 SAC: 0 DP: 0 HBP: 0						

	AB	39
	R	8
	H	11
	RBI	8
	BB	5
	SO	7
	LOB	18

WP: 1 PA: 44
PB: 0
SB: 1
CS: 0

PITCHER	IP	WLS	BF	H	R	ER	SO	BB	IBB	HBP	BLK	WP	HR	S	P	ERA	WHIP
37 Edinson Volquez, R (1, 1) ERA: 4.03	3.1		21	7	6	6	3	4	0	0	0	1	2	52	91	16.20	3.300
41 Alex Hinshaw, L (4, 1) ERA: 4.67	0.2		4	2	1	1	0	0	0	0	0	0	0	11	19	13.50	3.000
58 Brad Brach, R (5, 1) ERA: 3.8	2.0	W	10	2	1	1	3	1	0	0	0	0	0	25	37	4.50	1.500
55 Dale Thayer, R (7, 1) ERA: 3.6	1.0	H	3	0	0	0	0	0	0	0	0	0	0	8	12	0.00	0.000
57 Luke Gregerson, R (8, 1) ERA: 2.56	1.0	H	3	0	0	0	1	0	0	0	0	0	0	8	11	0.00	0.000

PITCHER	IP	WLS	BF	H	R	ER	SO	BB	IBB	HBP	BLK	WP	HR	S	P	ERA	WHIP
16 Huston Street, R (9, 1) ERA: 0.75	1.0	S	3	0	0	0	0	0	0	0	0	0	0	8	11	0.00	0.000

Batter	1	2	3	4	5	6	7	8	9	AB	R	H	RBI	BB	SO	LOB
5 Alexi Amarista, L (1, 4) OBP: 0.309, SLG: 0.436	X SI 92 0-0 G5-3	C SI 94 C KC 82 B SI 93 S KC 82 1-3 K		C KC 81 C SI 93 D KC 83 S KC 85 1-3 K		X KC 81 0-0 7 BB 2 WP 1-2 1B		C SI 91 X CH 84 0-1 G4-3		5	0	1	0	0	2	2
2 Everth Cabrera, S (1, 6) OBP: 0.317, SLG: 0.335	C SI 92 B KC 81 X SI 93 1-1 P6		B SI 92 X SI 92 1-0 7 G4-3 3B		C SI 91 B KC 80 C KC 79 F KC 80 S KC 80 1-3 K	D KC 81 B KC 80 B SI 94 B SI 93 4-0 7 BB 1-2 2-3 BB		S CH 85 C SI 92 T CH 84 0-2 K		4	1	1	0	1	2	0
7 Chase Headley, S (1, 5) OBP: 0.373, SLG: 0.463	X SI 92 0-0 HR		S KC 83 C KC 82 F KC 82 X KC 83 0-2 G4-3 3-H		F CH 86 C KC 81 F KC 82 B SI 94 B KC 81 S KC 82 2-3 K2-3	D KC 83 B KC 82 B SI 93 B SI 93 4-0 1-2 2-3 3-H BB			S SL 81 B FF 93 F SL 82 B FF 93 B FF 94 S FF 94 3-3 K	4	1	1	3	1	2	0
18 Carlos Quentin, R (1, 9) OBP: 0.380, SLG: 0.513 13 Chris Denorfia, R (9, 9) OBP: 0.344, SLG: 0.412	B KC 83 B SI 94 F SI 94 B FF 93 X SI 93 3-1 23 HBP 1B	S SI 93 F SI 94 B FF 94 B KC 83 X KC 81 2-2 F8		X SI 92 0-0 E4	F SI 92 B SI 92 S SI 92 B SL 85 F SI 93 D SI 93 F SI 92 X SI 92 3-2 F9			B SL 82 S FF 93 S FF 94 F FF 93 X SL 84 1-2 G6-3	5 0	0 0	1 0	0 0	0 0	0 0	3 0
23 Yonder Alonso, L (1, 3) OBP: 0.339, SLG: 0.393	B KC 82 C KC 82 H KC 84 2-1 1-2 HBP	S CH 87 C KC 82 X SI 93 0-2 25 2-6 1B		B KC 81 B SI 92 C SI 92 B CH 88 F SI 92 S KC 82 3-3 K			L SI 90 S CH 84 B FF 93 B CH 85 B SI 92 X SI 91 3-2 P5	B FF 94 S FF 94 S FF 94 F FF 94 X FF 94 1-2 F7	4	0	1	0	0	1	1
25 Will Venable, L (1, 7) OBP: 0.322, SLG: 0.415	F SI 93 C KC 81 F KC 83 S KC 82 0-3 K	B SI 93 F CH 88 S KC 83 1-2 1-2 2-6	S KC 81 F SI 92 X KC 81 0-2 24 1B E3			B SI 91 X SI 91 1-0 HR	C CH 85 F SI 92 B SI 92 X SL 84 1-2 24 S 1B			4	2	2	1	0	1	2
24 Cameron Maybin, R (1, 8) OBP: 0.292, SLG: 0.324		F FF 92 B KC 82 C KC 81 B KC 82 B SI 93 C SI 93 3-3 K		B KC 82 C SI 94 X KC 83 1-1 2-H 1B		B KC 81 S SI 91 C SI 92 X KC 82 1-2 G6-3	S SI 91 F SI 92 D SL 86 S SL 85 1-3 1-2 K			4	0	1	1	0	2	1
21 John Baker, L (1, 2) OBP: 0.318, SLG: 0.286		B KC 82 F SI 93 C KC 81 S KC 83 1-3 K		F KC 82 F KC 82 S KC 82 0-3 K		B CH 88 B KC 80 X SI 92 2-0 G6-3	C SI 91 X SI 92 0-1 G4-3			4	0	0	0	0	2	2
38 Jason Marquis, L (1, 1) OBP: 0.300, SLG: 0.345		B FF 92 X SI 92 1-0 1B		D KC 80 F SI 93 F SI 92 S KC 82 1-3 K		X FF 92 0-0 2 WP 5 1B 7 BB 1B		X SI 90 0-0 G3-1		4	1	2	0	0	1	1
Inning Stats	R: 1 E: 0 K: 1 S: 11 H: 2 LOB: 2 BB: 0 P: 17	R: 0 E: 0 K: 3 S: 10 H: 1 LOB: 1 BB: 0 P: 16	R: 1 E: 0 K: 0 S: 13 H: 2 LOB: 0 BB: 0 P: 17	R: 1 E: 1 K: 3 S: 14 H: 1 LOB: 1 BB: 0 P: 17	R: 0 E: 1 K: 3 S: 12 H: 0 LOB: 1 BB: 0 P: 18	R: 2 E: 0 K: 0 S: 12 H: 3 LOB: 3 BB: 2 P: 27	R: 0 E: 0 K: 1 S: 11 H: 1 LOB: 1 BB: 0 P: 16	R: 0 E: 0 K: 1 S: 6 H: 0 LOB: 0 BB: 0 P: 6	R: 0 E: 0 K: 1 S: 11 H: 0 LOB: 0 BB: 0 P: 16	1B: 7 2B: 0 3B: 1 HR: 2 SF: 0 SAC: 0 DP: 0 HBP: 1						

PITCHER		IP	WLS	BF	H	R	ER	SO	BB	IBB	HBP	BLK	WP	HR	S	P	ERA	WHIP
34 A.J. Burnett, R ERA: 3.32	(1, 1)	5.2	L	31	9	5	4	10	2	0	1	0	1	2	67	104	6.35	1.941
48 Jared Hughes, R ERA: 2.7	(6, 1)	2.1		8	1	0	0	2	0	0	0	0	0	0	22	30	0.00	0.429
39 Jason Grilli, R ERA: 2.59	(9, 1)	1.0		3	0	0	0	1	0	0	0	0	0	0	11	16	0.00	0.000

PITCHER	IP	WLS	BF	H	R	ER	SO	BB	IBB	HBP	BLK	WP	HR	S	P	ERA	WHIP

TOP

San Diego Padres @ Pittsburgh Pirates

PNC Park, Pittsburgh, PA

Sat Aug 11 2012, 7:07 PM - 9:38 PM EDT

Att. 39,485 - Cloudy - 67 F

livebaseballscorecards.com

AB	38
R	5
H	10
RBI	5
BB	2
SO	13
LOB	12

1B: 7	SF: 0	WP: 1	PA: 41
2B: 0	SAC: 0	PB: 0	
3B: 1	DP: 0	SB: 1	
HR: 2	HBP: 1	CS: 0	

BOTTOM

San Diego Padres @ Pittsburgh Pirates
PNC Park, Pittsburgh, PA
Sat Aug 11 2012, 7:07 PM - 9:38 PM EDT
Att. 39,485 - Cloudy - 67 F

livebaseballscorecards.com

Batter	1	2	3	4	5	6	7	8	9	AB	R	H	RBI	BB	SO	LOB
6 Starling Marte, R (1, 7) OBP: 0.300, SLG: 0.515	B SI 90 B SI 89 C SI 89 F SI 88 F SL 83 X SL 81 2-2 ① F8		C SI 89 C SI 88 S SI 88 0-3 ③ K2-3			F SI 89 X SL 80 0-1 ③ L6			B SI 88 C SI 87 C SI 87 X SI 87 1-2 ② G6-3	4	0	0	0	0	1	0
23 Travis Snider, L (1, 9) OBP: 0.329, SLG: 0.500 14 Gaby Sanchez, R (8, 3) OBP: 0.261, SLG: 0.309	C SI 89 B SI 89 B SL 80 B SI 89 X SI 88 3-1 ② G3			C SI 88 B CH 83 X SI 88 1-1 ① G6-3			X SI 87 0-0 46 G3-4 1B		B SI 87 C SL 80 B SI 88 C SL 80 F SL 81 X SL 80 2-2 ③ G1-3	3 1	0 0	1 0	0 0	0 0	0 0	0 0
22 Andrew McCutchen, R (1, 8) OBP: 0.423, SLG: 0.610	C SI 88 F SL 80 X SL 81 0-2 ③ G6-3			X SL 83 0-0 ② G6-3			B SI 89 B SL 82 X SL 81 2-0 ① F9			3	0	0	0	0	0	1
46 Garrett Jones, L (1, 3) OBP: 0.304, SLG: 0.510 (8, 9)		B SI 89 C SI 89 B SI 89 X SI 88 2-1 ① G6-3		B SI 89 C SI 89 F SL 82 X SL 81 1-2 ③ F7			B SI 88 X SI 87 1-0 ② G3-4 1-2			3	0	0	0	0	0	1
18 Neil Walker, S (1, 4) OBP: 0.349, SLG: 0.443		C SI 88 X SI 89 0-1 ② L1-3			B CH 81 B CH 82 C SI 88 X CH 82 2-1 ① G3-1		B SI 88 X SI 88 1-0 ③ L8			3	0	0	0	0	0	1
24 Pedro Alvarez, L (1, 5) OBP: 0.308, SLG: 0.465		C SI 89 B CH 81 B CH 84 B CH 83 B SI 88 4-1 5 WP BB			X SI 88 0-0 ② G3-1			B SI 87 B CH 80 C SI 88 B SI 88 F SI 88 X SI 87 3-2 55 G4-6-3 1B		2	0	1	0	1	0	0
5 Josh Harrison, R (1, 6) OBP: 0.282, SLG: 0.380 48 Jared Hughes, R (6, 1) 55 Michael McKenry, R (8, PH) OBP: 0.343, SLG: 0.571 (9, 2)		C SI 88 B SI 88 B SI 90 S SI 88 S SI 89 2-3 ③ K 1-2			B SI 88 X SI 88 1-0 ③ G1-3			C SI 87 X SI 87 0-1 ① ② G4-6-3 1-2f		2 0 1	0 0 0	0 0 0	0 0 0	0 0 0	1 0 0	1 0 1
26 Rod Barajas, R (1, 2) OBP: 0.272, SLG: 0.336 39 Jason Grilli, R (9, 1)			B SI 89 C SI 87 B SI 87 B SI 88 C SI 88 S SL 82 3-3 ① K			F SI 89 B SI 88 B SL 82 C SL 81 F SL 81 F SL 80 B SL 80 X SL 82 3-2 ① F7		B SI 88 F SI 86 B SL 80 X SL 79 2-1 ③ G4-3		3 0	0 0	0 0	0 0	1 0	0 0	0 0
34 A.J. Burnett, R (1, 1) OBP: 0.136, SLG: 0.073 69 Jordy Mercer, R (6, 6) OBP: 0.222, SLG: 0.424			B SI 89 C SI 88 C SI 87 C SI 88 1-3 ② K			B SI 89 X SI 88 1-0 ② G5-3			B SI 86 B SI 86 B SI 87 C CH 85 C SI 86 X SL 80 3-2 ① G3	1 2	0 0	0 0	0 0	0 0	1 0	0 0
Inning Stats	R: 0 E: 0 K: 0 S: 9 H: 0 LOB: 0 BB: 0 P: 14	R: 0 E: 0 K: 1 S: 8 H: 0 LOB: 1 BB: 1 P: 16	R: 0 E: 0 K: 3 S: 9 H: 0 LOB: 0 BB: 0 P: 13	R: 0 E: 0 K: 0 S: 6 H: 0 LOB: 0 BB: 0 P: 8	R: 0 E: 0 K: 0 S: 4 H: 0 LOB: 0 BB: 0 P: 7	R: 0 E: 0 K: 0 S: 8 H: 0 LOB: 0 BB: 0 P: 12	R: 0 E: 0 K: 0 S: 4 H: 1 LOB: 1 BB: 0 P: 8	R: 0 E: 0 K: 0 S: 7 H: 1 LOB: 0 BB: 0 P: 12	R: 0 E: 0 K: 0 S: 10 H: 0 LOB: 0 BB: 0 P: 16	1B: 2 2B: 0 3B: 0 HR: 0 SF: 0 SAC: 0 DP: 1 HBP: 0						

PITCHER	IP	WLS	BF	H	R	ER	SO	BB	IBB	HBP	BLK	WP	HR	S	P	ERA	WHIP
38 Jason Marquis, R (1, 1) ERA: 5.05	9.0	W	29	2	0	0	4	1	0	0	0	1	0	65	106	0.00	0.333

PITCHER	IP	WLS	BF	H	R	ER	SO	BB	IBB	HBP	BLK	WP	HR	S	P	ERA	WHIP

AB	28
R	0
H	2
RBI	0
BB	1
SO	4
LOB	5

WP: 1 PA: 29
PB: 0
SB: 0
CS: 0

San Diego Padres @ Pittsburgh Pirates

PNC Park, Pittsburgh, PA

Sun Aug 12 2012, 1:37 PM - 5:11 PM EDT

Att. 35,352 - Cloudy - 75 F

TOP

livebaseballscorecards.com

Batter	1	2	3	4	5	6	7	8	9	AB	R	H	RBI	BB	SO	LOB
13 Chris Denorfia, R (1, 7) OBP: 0.345, SLG: 0.421	C SI 86 X SI 88 0-1 HR	B FS 84 C CH 77 X CH 78 1-1 ① G4-3		C FF 90 B SI 91 B SI 90 B CU 76 B FF 89 4-1 7 E 11 1B BB		B FF 94 B FF 93 F FF 94 B FF 92 C FF 92 X FF 94 3-2 ② G1-3			F FF 96 X SL 86 0-1 ① G1-3	4	1	1	1	1	0	0
11 Logan Forsythe, R (1, 4) OBP: 0.340, SLG: 0.361	C SI 86 S SI 88 B SI 87 F CU 74 F CU 75 F SI 88 B FF 88 B FF 87 B FF 87 4-2 18 HBP 15 1B BB	B SI 88 B SI 89 C FF 87 C CU 75 X CU 75 2-2 7 G2-3 2B		1 SAFE 1 SAFE C CU 76 X CU 76 0-1 7 E 1-2 1B		X FF 92 0-0 ③ G5-3			B FF 96 B FF 95 S FF 96 F FF 96 B SL 88 F FF 97 B FF 96 4-2 BB	3	2	2	0	2	0	0
7 Chase Headley, S (1, 5) OBP: 0.369, SLG: 0.458	C CU 74 S CU 74 D CU 74 1 SAFE S CU 76 1-3 ① K	C SI 89 B CU 77 C SI 90 X CU 74 1-2 ② G2-3 2-H		X CU 77 0-0 E6 1-2 2-3			S SI 91 X SI 93 0-1 ① F7		S SL 87 S SL 88 D SL 87 S FF 98 1-3 ② K	5	0	0	1	0	2	4
18 Carlos Quentin, R (1, 9) OBP: 0.376, SLG: 0.502	H FF 89 1-0 ③ 24 FC6 15 1B 24 E 1-2 HBP	S SI 91 B CU 76 B CU 75 X FF 88 2-1 P4		B CU 77 F CU 76 X CU 77 1-1 ③ G6-3			S SL 84 B SL 84 F SI 93 B SL 85 X SI 94 2-2 ② P3		X FF 97 0-0 ③ F8	4	1	0	0	0	0	4
15 Jesus Guzman, R (1, 3) OBP: 0.314, SLG: 0.421	C CU 73 C SI 88 B CU 75 B SI 90 X CU 76 2-2 24 E 24 E 1-2 2-H 1B		B FF 87 C CH 77 F FF 88 F SI 89 B CU 76 X SI 90 2-2 24 G4-3 1B		B SI 87 B FF 87 B SI 85 C SI 86 F FF 86 B FF 87 4-2 BB		C SI 93 B SL 85 S SL 86 B SL 86 T SI 92 2-2 ③ K			3	1	2	1	1	1	0
24 Cameron Maybin, R (1, 8) OBP: 0.291, SLG: 0.323	F SI 88 F SI 89 F FF 89 D CU 73 D CU 75 B FF 88 X SI 91 3-2 FC6 1-H 2-H		1 SAFE F CH 77 S CU 76 X CU 75 0-2 ① ② G4-3 1-2f	F SI 88 D CH 76 B SI 88 C CU 75 F CU 78 B FF 90 S CU 76 3-3 ① K				B FF 94 B FF 92 X FF 91 2-0 4 G6-3 25 G4-3 1B	4	0	1	0	0	1	2
2 Everth Cabrera, S (1, 6) OBP: 0.314, SLG: 0.331 39 Miles Mikolas, R (5, 1) 29 Brad Boxberger, R (7, 1) 25 Will Venable, L (8, PH) OBP: 0.321, SLG: 0.414 41 Alex Hinshaw, L (8, 1)	C CU 76 D CU 75 X FF 90 1-1 ② G1-3	C FF 88 X SI 89 0-1 ③ G4-3		C CU 76 C CU 76 C CU 76 0-3 ② K				B SL 76 X CH 84 1-0 ① G4-3 1-2		3 0 0 1 0	0 0 0 0 0	0 0 0 0 0	0 0 0 0 0	1 0 0 0 0	2 0 0 1 0	2 0 0 1 0
4 Nick Hundley, R (1, 2) OBP: 0.227, SLG: 0.255	I IN 62 I IN 65 I IN 66 I IN 67 4-0 IBB			X SI 87 0-0 ① F9	B CU 76 C CU 76 C CU 76 D CU 77 F FF 91 B CU 76 S CU 77 3-3 ③ K			B FF 94 B CH 83 F FF 94 B CH 82 F FF 92 F CH 84 F FF 92 X FC 88 3-2 ② G6-3 2-3		3	0	0	0	1	1	2
59 Ross Ohlendorf, R (1, 1) OBP: 0.063, SLG: 0.063 61 Cory Burns, R (4, 1) 5 Alexi Amarista, L (5, 6) OBP: 0.306, SLG: 0.431	C CU 75 S CU 75 S CU 76 0-3 ③ K			C FF 88 S CU 76 B CU 76 C FF 89 1-3 ② K		C FF 92 X CU 82 0-1 ① G6-3		D FF 94 S CH 83 F FF 93 X SL 80 1-2 ③ L8		2 0 2	0 0 0	0 0 0	0 0 0	0 0 0	2 0 0	2 0 1
Inning Stats	R: 4 E: 1 K: 2 S: 22 H: 2 LOB: 2 BB: 2 P: 38	R: 1 E: 0 K: 0 S: 10 H: 1 LOB: 0 BB: 0 P: 16	R: 0 E: 0 K: 0 S: 9 H: 1 LOB: 0 BB: 0 P: 11	R: 0 E: 1 K: 1 S: 10 H: 1 LOB: 3 BB: 1 P: 16	R: 0 E: 0 K: 3 S: 13 H: 0 LOB: 1 BB: 1 P: 23	R: 0 E: 0 K: 0 S: 6 H: 0 LOB: 0 BB: 0 P: 9	R: 0 E: 0 K: 1 S: 8 H: 0 LOB: 0 BB: 0 P: 12	R: 0 E: 0 K: 0 S: 10 H: 1 LOB: 1 BB: 0 P: 17	R: 0 E: 0 K: 1 S: 9 H: 0 LOB: 1 BB: 1 P: 14	1B: 4 2B: 1 3B: 0 HR: 1 SF: 0 SAC: 0 DP: 1 HBP: 1						

	AB	34
	R	5
	H	6
	RBI	3
	BB	5
	SO	8
	LOB	18

WP: 0 PA: 40
PB: 0
SB: 0
CS: 0

PITCHER		IP	WLS	BF	H	R	ER	SO	BB	IBB	HBP	BLK	WP	HR	S	P	ERA	WHIP
45 Erik Bedard, L ERA: 4.56	(1, 1)	5.0	W	26	5	5	3	6	3	1	1	0	0	1	64	104	5.40	1.600
30 Chris Resop, R ERA: 3.42	(6, 1)	1.0		3	0	0	0	0	0	0	0	0	0	0	6	9	0.00	0.000
32 Chad Qualls, R ERA: 4.53	(7, 1)	1.0		3	0	0	0	1	0	0	0	0	0	0	8	12	0.00	0.000
37 Juan Cruz, R ERA: 2.53	(8, 1)	1.0		4	1	0	0	0	0	0	0	0	0	0	10	17	0.00	1.000
52 Joel Hanrahan, R ERA: 2.62	(9, 1)	1.0		4	0	0	0	1	1	0	0	0	0	0	9	14	0.00	1.000

PITCHER	IP	WLS	BF	H	R	ER	SO	BB	IBB	HBP	BLK	WP	HR	S	P	ERA	WHIP

Batter	1	2	3	4	5	6	7	8	9	AB	R	H	RBI	BB	SO	LOB
6 Starling Marte, R (1, 7) OBP: 0.303, SLG: 0.493	B FF 92 C FF 90 B FF 92 F FF 92 S FF 93 2-3 ① **K**		C CH 84 B CH 85 B SI 86 B FF 93 F FF 92 F FF 93 X CH 83 3-2 ② **F7**	C SI 88 S SI 88 S CH 79 0-3 ① **K**	S CH 80 C SL 83 B CH 80 F CH 80 B SI 90 B SI 89 B SI 89 4-2 18 2B BB	B FF 92 C CU 72 X CU 74 1-1 ③ **L8**		S SL 82 C FF 91 X CU 75 0-2 18 BB 1B		5	0	1	0	1	2	5
18 Neil Walker, S (1, 4) OBP: 0.358, SLG: 0.460	X SI 92 0-0 1B		X CH 85 0-0 2-H 1B	X CH 79 0-0 1-2 22 2B 1B	B SI 88 C CH 78 S CH 79 X CH 79 1-2 1-3 2B		C CH 79 X FF 92 0-1 HR	B FF 92 F SL 81 D SL 83 D FF 91 B FF 91 4-1 1-2 BB		5	2	5	2	1	0	0
22 Andrew McCutchen, R (1, 8) OBP: 0.422, SLG: 0.609	B SL 81 B SL 81 X CH 85 2-0 ② **P3**		C FF 92 D SL 84 B CH 86 B SL 82 X CH 84 3-1 ③ **F8**	B CH 79 X SI 89 1-0 1-H 2-H 46 3B 2B	S CU 74 F CU 76 X CU 76 0-2 ② **G6-3**		C SL 82 B SL 81 C CH 80 B FF 94 X CH 80 2-2 14 BB 1B	B SL 82 B CU 76 B FF 92 C FF 91 X FF 90 3-1 ③ **L7**		6	1	2	2	0	0	6
46 Garrett Jones, L (1, 9) OBP: 0.306, SLG: 0.513	B SI 91 X SI 92 1-0 ③ **F7**			24 1B 14 1B 55 BB BB 2-2 2-H 55 1B 3B	C CU 74 S FF 94 X CU 76 0-2 ③ **P5**		B FF 92 C FF 93 F FF 91 X SL 84 1-2 ① **F8**			4	2	1	1	1	0	4
14 Gaby Sanchez, R (1, 3) OBP: 0.269, SLG: 0.309		C FF 90 C CH 83 B SL 81 B SL 82 F CH 84 F FF 94 X SL 82 2-2 ① **G1-3**		55 BB 24 1B 12 HR 1B 4-1 55 1B BB	T FF 91 B FF 93 B CU 73 F FF 91 F CU 74 X FF 93 2-2 ① **L9**	D FF 92 D CH 80 F FF 92 D FF 92 C SL 83 B SL 83 4-2 1-2 BB				3	1	1	0	2	0	0
24 Pedro Alvarez, L (1, 5) OBP: 0.307, SLG: 0.461		B SI 92 X CH 85 1-0 ② **G3-1**		C CH 84 X CH 86 0-1 55 BB 12 HR 1B 1-2 2-3 X SI 88 0-0 ② F7	C CU 75 S CU 75 F FF 95 B CU 76 S CU 75 1-3 ② **K**	B FF 90 F CH 81 S FF 92 F FF 92 B SL 84 S CH 80 2-3 ② **K**				5	1	1	0	0	2	4
55 Michael McKenry, R (1, 2) OBP: 0.351, SLG: 0.567		C FF 92 B FF 93 S SL 82 X FF 94 1-2 ③ **P4**		B SI 91 B FF 92 X FF 92 B SL 81 B SL 81 B FF 92 4-2 12 HR BB 1-2 2-3 3-H B SI 88 X SI 88 1-0 1-2 3-H 1B	C CU 74 B SI 93 H CU 73 2-1 23 BB 12 1B HBP	B FF 91 C CH 80 S FF 91 B FF 92 F SL 82 C FF 91 2-3 ③ **K**				3	1	1	2	1	1	2
12 Clint Barmes, R (1, 6) OBP: 0.244, SLG: 0.314			B FF 92 X CH 84 1-0 ① **P3**	C CH 86 D SL 83 X CH 84 2-2 1-H 2-H 3-H HR C SL 82 B CH 78 C CH 79 X SI 87 2-1 ③ G6-3	B FF 92 C FF 91 B FF 92 X CU 72 2-1 23 BB 1-2 1B			B FF 90 C SL 80 F CU 76 S FF 91 1-3 ① **K**		5	1	2	4	0	1	2
45 Erik Bedard, L (1, 1) OBP: 0.147, SLG: 0.152 30 Chris Resop, R (6, 1) 23 Travis Snider, L (6, PH) OBP: 0.338, SLG: 0.500 32 Chad Qualls, R (7, 1) 37 Juan Cruz, R (8, 1) 69 Jordy Mercer, R (8, PH) OBP: 0.216, SLG: 0.412 52 Joel Hanrahan, R (9, 1)			C FF 91 C FF 93 X SL 84 0-2 18 1B 2B	B SI 92 B FF 91 C FF 91 B SI 91 B FF 90 4-1 18 1B 22 2B BB	C SI 89 X SI 89 0-1 ① **L5**	F CU 74 B FF 92 B FF 92 B FF 92 C CU 74 B CU 72 4-2 1-2 2-3 BB		C SL 82 C CU 75 X FF 91 0-2 ② **P3**		2 2 1 0 1 0 0 0 0 0 0 0 0 0 0 0 0 0 1 0 0 0 0 0 0 0 0 0 0 0 0 0 0 0 0 1 0 0 0 0 0 0 0 0 0 0 0 0 0						
Inning Stats	R: 0 E: 0 K: 1 S: 6 H: 1 LOB: 1 BB: 0 P: 11	R: 0 E: 0 K: 0 S: 9 H: 0 LOB: 0 BB: 0 P: 13	R: 1 E: 0 K: 0 S: 11 H: 2 LOB: 1 BB: 0 P: 18	R: 9 E: 0 K: 1 S: 25 H: 7 LOB: 2 BB: 4 P: 51	R: 0 E: 0 K: 0 S: 14 H: 1 LOB: 2 BB: 1 P: 19	R: 0 E: 0 K: 1 S: 15 H: 1 LOB: 3 BB: 1 P: 27	R: 1 E: 0 K: 2 S: 18 H: 2 LOB: 2 BB: 1 P: 29	R: 0 E: 0 K: 1 S: 12 H: 1 LOB: 2 BB: 1 P: 20		1B: 9 2B: 3 3B: 1 HR: 2	SF: 0 SAC: 0 DP: 0 HBP: 1			WP: 0 PB: 0 SB: 0 CS: 0	PA: 48	

PITCHER		IP	WLS	BF	H	R	ER	SO	BB	IBB	HBP	BLK	WP	HR	S	P	ERA	WHIP
59 Ross Ohlendorf, R ERA: 6.6	(1, 1)	3.0	L	18	6	7	7	1	3	0	0	0	0	1	38	70	21.00	3.000
61 Cory Burns, R ERA: 9.0	(4, 1)	1.1		11	5	3	3	1	2	0	0	0	0	0	21	36	20.25	5.250
39 Miles Mikolas, R ERA: 3.5	(5, 1)	1.2		8	1	0	0	1	1	0	1	0	0	0	21	33	0.00	1.200
29 Brad Boxberger, R ERA: 2.92	(7, 1)	1.0		6	2	1	1	2	1	0	0	0	0	1	18	29	9.00	3.000
41 Alex Hinshaw, L ERA: 4.5	(8, 1)	1.0		5	1	0	0	1	1	0	0	0	0	0	12	20	0.00	2.000

PITCHER	IP	WLS	BF	H	R	ER	SO	BB	IBB	HBP	BLK	WP	HR	S	P	ERA	WHIP

BOTTOM

San Diego Padres @ Pittsburgh Pirates

PNC Park, Pittsburgh, PA

Sun Aug 12 2012, 1:37 PM - 5:11 PM EDT

Att. 35,352 - Cloudy - 75 F

livebaseballscorecards.com

AB	39
R	11
H	15
RBI	11
BB	8
SO	6
LOB	23

Batter	1	2	3	4	5	6	7	8	9	AB	R	H	RBI	BB	SO	LOB
8 Shane Victorino, S (1, 7) OBP: 0.325, SLG: 0.403	C SI 86 B SI 87 B CH 75 X SI 88 2-1 G4-3 ①		B CH 83 C CU 72 B FF 89 F CH 81 X SI 90 2-2 27 1B 2B 3-H ①		C SI 90 F CU 71 B SL 80 B CH 82 B SL 80 X SL 80 3-2 1-H HR		B SI 92 X CH 80 1-0 F8 ③		X SI 93 0-0 SH1-4 ① 2-3	4	2	2	3	0	0	0
14 Mark Ellis, R (1, 4) OBP: 0.357, SLG: 0.347	B SI 86 B SI 86 C SI 86 C SI 87 F SI 90 F FF 90 B CU 68 C SI 88 3-3 K ②		B FF 90 S FF 90 B SI 90 F SI 90 B SI 92 F SI 90 B FF 90 4-2 27 1B BB ①		X FF 91 0-0 F7 ②			C FF 93 C FF 92 X FF 94 0-2 G4-3 ①	F FF 92 F FF 93 S FF 93 0-3 K ②	4	0	0	0	1	2	1
27 Matt Kemp, R (1, 8) OBP: 0.426, SLG: 0.646	X FF 90 0-0 2B ①		B CU 72 C SI 90 D CU 67 S CH 79 X FF 91 2-2 16 F9-3 1B 1-2 2-H ①		B CH 78 X FF 90 1-0 G6-3 ③			C FF 93 B FF 94 S SL 79 B FF 95 B CH 85 B FC 89 4-2 13 BB 16 HBP 21 1B BB	B SL 82 F FF 93 F FF 94 B SL 84 F SL 82 B FF 94 S SL 83 3-3 K ③	4	1	2	1	1	1	1
16 Andre Ethier, L (1, 9) OBP: 0.355, SLG: 0.453	B SI 90 S CH 81 B FF 90 X SI 89 2-1 L7 ③		X CH 81 0-0 F9-3 ② 1-1 ③			B CU 70 B CU 70 C SI 88 B FF 89 X FF 86 3-1 1B		1 SAFE B FF 93 C SL 78 1 SAFE H FF 93 2-1 21 1B 13 BB 3 FC5-2 HBP 1-2		3	0	1	0	0	0	3
13 Hanley Ramirez, R (1, 6) OBP: 0.327, SLG: 0.422		F FC 86 C FF 91 B SL 81 F CU 70 S FF 90 1-3 K ① C SI 90 B CH 83 X CH 77 1-1 F8 ② S SI 89 F CH 79 C SI 90 0-3 K ③	C CU 71 X CU 68 0-1 G5-3 ① B SI 89 X CH 83 1-0 G6-3 ② B FF 91 X CH 85 1-0 F9 ③		X CU 70 0-0 P5 ① B SI 88 1 SAFE 1 SAFE X CH 80 1-0 F7 ② C CU 71 F FF 89 B FF 91 X FF 89 1-2 G3 ③		B FC 88 B FC 89 B SL 79 C FF 93 B FC 90 4-1 3 FC5-2 21 1B 1-2 2-3 BB B SI 93 B SI 94 F SI 94 F SI 95 F SL 85 X SI 95 2-2 3 FC5-2 1B 1-2 2-3 3-H S SL 85 F SL 85 F SL 84 X SI 95 0-2 FC5-2 ② 1-2 2-3 3-Hf		3 1	0 0	0 1	0 1	1 0	1 0	1 0
7 James Loney, L (1, 3) 21 Juan Rivera, R (8, PH) (8, 3) OBP: 0.297, SLG: 0.326 OBP: 0.283, SLG: 0.358																
3 Adam Kennedy, L (1, 5) OBP: 0.328, SLG: 0.336										4	0	0	0	0	1	4
17 A.J. Ellis, R (1, 2) OBP: 0.393, SLG: 0.434			C FF 87 B FC 86 X SL 77 1-1 44 SH1-4 8 2B 2B B CU 57 B FF 88 B CH 85 C FF 85 L CH 85 X FF 89 3-2 SH1-4 ① 2-3		B SI 87 B SI 86 C SI 88 X SI 86 2-1 L4 ① B SI 87 X FF 87 1-0 8 HR 1B		C SI 87 B SI 88 B CU 69 F SI 86 X FF 87 2-2 P4 ① F FC 84 S SL 76 B SI 91 S CU 70 1-3 K ②	B SI 94 F SI 94 B SI 94 F SI 94 C SI 95 2-3 K ③	B SI 92 F SI 93 X SI 93 1-1 8 SH1-4 2B	4	1	1	0	0	1	3
44 Aaron Harang, R (1, 1) OBP: 0.073, SLG: 0.073 5 Juan Uribe, R (7, PH) OBP: 0.248, SLG: 0.289 54 Javy Guerra, R (7, 1) 50 Randy Choate, L (7, 1) 51 Ronald Belisario, R (8, 1) 47 Luis Alfonso Cruz, R (9, PH) OBP: 0.297, SLG: 0.409 74 Kenley Jansen, S (9, 1)										1 1 0 0 0 1 0	1 0 0 0 0 0 0	1 0 0 0 0 1 0	0 0 0 0 0 0 0	0 1 0 0 0 0 0	0 0 0 0 0 0 0	0 0 0 0 0 0 0
Inning Stats	R: 0 E: 0 K: 1 S: 10 H: 1 LOB: 1 BB: 0 P: 17	R: 0 E: 0 K: 2 S: 9 H: 0 LOB: 0 BB: 0 P: 11	R: 2 E: 0 K: 0 S: 16 H: 3 LOB: 1 BB: 1 P: 28	R: 0 E: 0 K: 0 S: 4 H: 0 LOB: 0 BB: 0 P: 6	R: 2 E: 0 K: 0 S: 8 H: 2 LOB: 0 BB: 0 P: 15	R: 0 E: 0 K: 0 S: 7 H: 1 LOB: 1 BB: 0 P: 12	R: 0 E: 0 K: 1 S: 7 H: 0 LOB: 0 BB: 0 P: 11	R: 1 E: 0 K: 1 S: 18 H: 1 LOB: 3 BB: 2 P: 32	R: 0 E: 0 K: 2 S: 10 H: 1 LOB: 1 BB: 0 P: 14	1B: 4 2B: 5 3B: 0 HR: 1 SF: 0 SAC: 2 DP: 1 HBP: 1						

PITCHER		IP	WLS	BF	H	R	ER	SO	BB	IBB	HBP	BLK	WP	HR	S	P	ERA	WHIP
Jeff Karstens, R ERA: 3.91	(1, 1)	7.0	L	28	7	4	4	4	1	0	0	0	0	1	61	100	5.14	1.143
37 Juan Cruz, R ERA: 2.78	(8, 1)	0.1		4	0	1	1	0	2	0	1	0	0	0	7	17	27.00	6.000
44 Tony Watson, L ERA: 4.34	(8, 1)	1.0		5	2	0	0	1	0	0	0	0	0	0	14	19	0.00	2.000
39 Jason Grilli, R ERA: 2.55	(9, 1)	0.2		2	0	0	0	2	0	0	0	0	0	0	7	10	0.00	0.000

PITCHER	IP	WLS	BF	H	R	ER	SO	BB	IBB	HBP	BLK	WP	HR	S	P	ERA	WHIP

TOP

Los Angeles Dodgers @ Pittsburgh Pirates

PNC Park, Pittsburgh, PA

Mon Aug 13 2012, 7:07 PM - 10:16 PM EDT

Att. 24,670 - Partly Cloudy - 80 F

livebaseballscorecards.com

AB	33
R	5
H	9
RBI	5
BB	3
SO	7
LOB	14

WP: 0 PA: 39
PB: 0
SB: 0
CS: 0

BOTTOM

Los Angeles Dodgers @ Pittsburgh Pirates

PNC Park, Pittsburgh, PA

Mon Aug 13 2012, 7:07 PM - 10:16 PM EDT

Att. 24,670 - Partly Cloudy - 80 F

livebaseballscorecards.com

Batter	1	2	3	4	5	6	7	8	9	AB	R	H	RBI	BB	SO	LOB
6 Starling Marte, R (1, 7) OBP: 0.296, SLG: 0.474	C FF 89 B SL 81 F SL 80 F FF 91 F SL 83 B CU 76 F FF 92 S FF 90 2-3 **K** ①		C SL 81 X CU 75 0-1 46 E 22 BB 1B		C FF 89 B FF 88 B FF 90 X FF 90 2-1 P6 ①		F FF 93 C SL 85 X FF 93 0-2 E4 1-2		B FC 92 X FC 90 1-0 F7 ②	5	1	1	0	0	1	1
18 Neil Walker, S (1, 4) OBP: 0.354, SLG: 0.454	B SI 90 B SI 90 F SI 90 S FF 90 X FF 91 2-2 P5 ②		B SI 88 X SI 90 1-0 F8 ②		B CU 72 S FF 88 B FF 89 F FF 90 X SI 91 2-2 F7 ②		B SI 87 X SI 88 1-0 L1 ③		C FC 91 X FC 94 0-1 P6 ③	5	0	0	0	0	0	3
22 Andrew McCutchen, R (1, 8) OBP: 0.422, SLG: 0.607	B FF 91 F FF 90 X CH 84 1-1 G6-3 ③		C FF 90 1 SAFE B FF 90 B FF 89 B SI 90 D SL 81 4-1 46 E 1-2 BB		B SL 82 F FF 90 X CH 84 1-1 F7 ③			B SI 94 C SI 93 S SI 94 X SI 94 1-2 46 2B 1B		3	2	1	0	1	0	0
46 Garrett Jones, L (1, 9) OBP: 0.314, SLG: 0.526 (9, 3)		C CU 73 F FF 89 B SI 90 X SI 90 1-2 14 G4-6-3 1B	F SI 91 B FF 90 X SL 83 1-1 E4 1-H 2-H 2B			F FF 88 X FF 88 0-1 14 G4-6-3 1B		F SI 93 X SI 92 0-1 24 G3 55 1B 1-H 2B		4	1	4	3	0	0	0
14 Gaby Sanchez, R (1, 3) OBP: 0.265, SLG: 0.305 23 Travis Snider, L (8, PH) OBP: 0.333, SLG: 0.493 (9, 9)		F FF 89 C FF 91 X SL 79 0-2 G4-6-3 ①② 1-2f	B FF 91 X FF 92 1-0 F9 ③			B SL 82 1 SAFE B SL 82 X FF 90 2-0 G4-6-3 ①② 1-2f		C SI 93 X SI 92 0-1 F7 ①		3 1	0 0	0 0	0 0	0 0	0 0	3 1
24 Pedro Alvarez, L (1, 5) OBP: 0.306, SLG: 0.459		C SI 89 B CH 83 X SL 83 1-1 55 BB 1B		F CH 82 S FF 89 C FF 90 0-3 K ①		F CU 73 B CH 83 B SI 91 S SI 90 T SI 91 2-2 K ③		B SI 92 X SI 91 1-0 G3 ② 2-3		4	0	1	0	0	2	1
55 Michael McKenry, R (1, 2) OBP: 0.360, SLG: 0.566		1 SAFE B FF 89 B FF 87 1 SAFE B FF 90 C FF 91 D CH 84 4-1 1-2 BB		B FF 90 B FF 91 B FF 89 B FF 87 4-0 BB			C FC 94 C CU 77 B FF 95 B SL 86 S FF 94 2-3 K ①	B SI 94 C SI 93 F SI 93 B SI 94 F SL 89 X SI 92 2-2 3-H 1B		2	0	1	1	2	1	0
12 Clint Barmes, R (1, 6) OBP: 0.241, SLG: 0.310		C FF 90 C CU 75 B FF 91 X SI 90 1-2 G4-3 ③		C FF 90 S FF 91 F FF 89 B FF 90 F SI 90 F CU 74 F FF 90 F SL 80 F SI 92 2-3 B FF 92 S FF 90 K ②			B FC 94 F FF 94 B CU 77 X FF 93 2-1 F9 ②	X SI 94 0-0 G5-3 ③		4	0	0	0	0	1	4
Jeff Karstens, R (1, 1) OBP: 0.083, SLG: 0.083 5 Josh Harrison, R (7, PH) OBP: 0.287, SLG: 0.380 37 Juan Cruz, R (8, 1) 44 Tony Watson, L (8, 1) 39 Jason Grilli, R (9, 1) 26 Rod Barajas, R (9, PH) OBP: 0.271, SLG: 0.335			B FF 86 C FF 88 B SL 80 C FF 87 X FF 88 2-2 G4-3 ①	T FF 90 B FF 91 S FF 90 F FF 90 X FF 92 1-2 G3 ③			F FF 94 B FF 94 B CU 76 B FF 94 B FF 93 4-1 6 E BB		C FC 91 S FC 91 S FC 94 0-3 K ①	2 0 0 0 0 1	0 0 0 0 0 0	0 0 0 0 0 0	0 1 0 0 0 1	0 0 0 0 0 0	0 0 0 0 0 0	1 0 0 0 0 0
Inning Stats	R: 0 H: 0 E: 0 LOB: 0 K: 1 BB: 0 S: 11 P: 16	R: 0 H: 2 E: 0 LOB: 2 K: 0 BB: 1 S: 12 P: 19	R: 2 H: 2 E: 1 LOB: 1 K: 0 BB: 1 S: 10 P: 19	R: 0 H: 0 E: 0 LOB: 1 K: 2 BB: 1 S: 16 P: 23	R: 0 H: 0 E: 0 LOB: 0 K: 0 BB: 0 S: 7 P: 12	R: 0 H: 1 E: 0 LOB: 0 K: 1 BB: 0 S: 6 P: 10	R: 0 H: 0 E: 1 LOB: 2 K: 1 BB: 1 S: 10 P: 19	R: 2 H: 3 E: 0 LOB: 1 K: 0 BB: 0 S: 13 P: 17	R: 0 H: 0 E: 0 LOB: 0 K: 1 BB: 0 S: 6 P: 7	1B: 6 SF: 0 2B: 2 SAC: 0 3B: 0 DP: 2 HR: 0 HBP: 0						

	AB	34
	R	4
	H	8
	RBI	4
	BB	4
	SO	6
	LOB	14

PITCHER		IP	WLS	BF	H	R	ER	SO	BB	IBB	HBP	BLK	WP	HR	S	P	ERA	WHIP
44 Aaron Harang, R ERA: 3.76	(1, 1)	6.0	W	24	5	2	2	4	3	0	0	0	0	0	62	99	3.00	1.333
54 Javy Guerra, R ERA: 2.79	(7, 1)	0.2	H	4	0	0	0	1	1	0	0	0	0	0	9	17	0.00	1.500
50 Randy Choate, L ERA: 2.97	(7, 1)	0.1	H	1	0	0	0	0	0	0	0	0	0	0	1	2	0.00	0.000
51 Ronald Belisario, R ERA: 3.18	(8, 1)	1.0	H	6	3	2	2	0	0	0	0	0	0	0	13	17	18.00	3.000
74 Kenley Jansen, R ERA: 1.84	(9, 1)	1.0	S	3	0	0	0	1	0	0	0	0	0	0	6	7	0.00	0.000

PITCHER	IP	WLS	BF	H	R	ER	SO	BB	IBB	HBP	BLK	WP	HR	S	P	ERA	WHIP

Batter	1	2	3	4	5	6	7	8	9	AB	R	H	RBI	BB	SO	LOB
8 Shane Victorino, S (1, 7) OBP: 0.324, SLG: 0.401	C FF 91 X CH 87 0-1 F8		F CU 76 D FC 90 X SL 88 1-1 G4-3 2-3 3-H		C CH 84 L CH 85 S CU 78 0-3 K		B SI 91 C CH 82 X SI 90 1-1 F9		B SI 93 F SI 92 F SI 94 X SL 88 1-2 27 1B 5 PB 16 1B 1-2 1B	5	1	1	1	0	1	1
5 Juan Uribe, R (1, 5) OBP: 0.247, SLG: 0.282	C SL 88 F CU 78 B CU 78 B FF 92 B SL 88 X SL 88 3-2 F8		F FF 91 X CU 77 0-1 G5-3		S FF 91 B FF 91 X SI 90 1-1 F9		F KC 76 B SI 91 S SI 91 F SI 91 X CH 83 1-2 G6-3		T SI 93 B SI 94 S SL 87 B SI 95 F SL 90 B SL 88 F SL 84 F SL 88 D SI 95 4-2 27 1B 16 1B 1-2 2-3 BB	4	1	0	0	1	0	1
27 Matt Kemp, R (1, 8) OBP: 0.426, SLG: 0.641	B SL 89 B SL 90 X SL 89 2-0 G5-3			B SI 92 X CU 76 1-0 13 1B 16 E 7 G3-1 1B	B FF 91 F FF 91 X FC 89 1-1 G6-3		B CH 81 B CH 81 C SI 91 S SI 91 F SI 92 B SI 91 X CH 80 3-2 L8		C SI 94 X SI 94 0-1 16 E 16 1B 13 2B 1-2 2-3 3-H 1B	5	2	2	1	0	0	0
16 Andre Ethier, L (1, 9) OBP: 0.353, SLG: 0.450		X FC 88 0-0 L1		F SI 90 X FC 90 0-1 FC4 7 G3-1 13 1B 47 1B 1-2		C FF 92 B SI 92 X FF 90 1-1 F8		C SI 90 X KC 79 0-1 G4-3	C SI 92 F SI 93 X SI 94 0-2 E1 13 2B 1-3 2-H 3-H 1B	5	2	1	2	0	0	1
13 Hanley Ramirez, R (1, 6) OBP: 0.330, SLG: 0.426		B FF 91 X SI 91 1-0 G4-3		C CU 77 X SI 91 0-1 7 G3-1 47 1B 1-2 2-3 1B		B CU 78 X FF 90 1-0 7 1B 47 1B 1B		B CH 80 B SI 91 C SI 90 X CH 81 2-1 G6-3	F FF 93 X CU 81 0-1 2-H 3-H 2B	5	2	3	2	0	0	0
7 James Loney, L (1, 3) OBP: 0.299, SLG: 0.327		B SI 90 X CH 87 1-0 G6-3		F CH 86 C FF 91 X CU 77 0-2 G3-1 1-2 2-3 3-H		F FF 89 B SI 90 F CH 86 X FF 90 1-2 47 1B 17 SF8 1-2 1B		C KC 78 B SI 91 B SI 91 F SI 90 F SI 91 X KC 81 2-2 1B	F FF 92 X FF 92 0-1 P6	5	1	2	1	0	0	3
47 Luis Alfonso Cruz, R (1, 4) OBP: 0.309, SLG: 0.417			B FF 90 X SL 88 1-0 58 SH2-4 17 BB 8 G4-3 1B	F SI 91 B FF 91 X CU 78 1-1 2-H 3-H 1B		X SI 90 0-0 17 SF8 1-3 2-H 1B		C SI 90 D CH 80 X CH 81 1-1 F7	F FF 93 B FF 93 B FF 93 X FF 94 2-1 L3	5	1	3	3	0	0	2
17 A.J. Ellis, R (1, 2) OBP: 0.392, SLG: 0.431			B FF 89 B FF 89 B SL 86 C SI 90 C SI 90 B SI 91 4-2 8 G4-3 58 SH2-4 1-2 BB	C SL 88 B CH 87 F SL 88 S FF 90 1-3 K		X SI 91 0-0 SF8 1-2 3-H			C SI 93 B SL 86 X SI 92 1-1 G6-3	2	0	0	1	1	1	1
58 Chad Billingsley, R (1, 1) OBP: 0.171, SLG: 0.200 3 Adam Kennedy, L (9, PH) OBP: 0.331, SLG: 0.340 38 Shawn Tolleson, R (9, 1)			X SI 90 0-0 SH2-4 1-2 2-3	B SL 86 S FF 90 S FF 90 B CU 77 B FF 90 S FF 89 3-3 K		X SI 90 0-0 G6-3			F SI 94 F SL 83 F SL 87 X SI 94 0-2 5 PB 8 1B 27 1B 1B	2 1 0	0 1 0	0 1 0	0 0 0	0 0 0	1 0 0	2 0 0
Inning Stats	R: 0 E: 0 K: 0 S: 6 H: 0 LOB: 0 BB: 0 P: 11	R: 0 E: 0 K: 0 S: 3 H: 0 LOB: 0 BB: 0 P: 5	R: 1 E: 0 K: 0 S: 8 H: 1 LOB: 1 BB: 1 P: 14	R: 3 E: 1 K: 2 S: 16 H: 3 LOB: 1 BB: 0 P: 22	R: 0 E: 0 K: 1 S: 7 H: 0 LOB: 0 BB: 0 P: 9	R: 2 E: 0 K: 0 S: 9 H: 3 LOB: 1 BB: 0 P: 12	R: 0 E: 0 K: 0 S: 10 H: 0 LOB: 0 BB: 0 P: 15	R: 0 E: 0 K: 0 S: 10 H: 1 LOB: 1 BB: 0 P: 15	R: 5 E: 1 K: 0 S: 25 H: 5 LOB: 1 BB: 1 P: 33	1B: 12 2B: 1 3B: 0 HR: 0 SF: 1 SAC: 1 DP: 0 HBP: 0						

PITCHER		IP	WLS	BF	H	R	ER	SO	BB	IBB	HBP	BLK	WP	HR	S	P	ERA	WHIP
29 Kevin Correia, R ERA: 4.63	(1, 1)	6.0	L	27	7	6	5	3	1	0	0	0	0	0	49	73	7.50	1.333
49 Jeff Locke, L ERA:	(7, 1)	2.0		7	1	0	0	0	0	0	0	0	0	0	20	30	0.00	0.500
32 Chad Qualls, R ERA: 5.32	(9, 1)	0.1		6	4	5	4	0	1	0	0	0	0	0	19	25	108.00	15.000
30 Chris Resop, R ERA: 3.38	(9, 1)	0.2		3	1	0	0	0	0	0	0	0	0	0	6	8	0.00	1.500

PITCHER	IP	WLS	BF	H	R	ER	SO	BB	IBB	HBP	BLK	WP	HR	S	P	ERA	WHIP

TOP

Los Angeles Dodgers @ Pittsburgh Pirates

PNC Park, Pittsburgh, PA

Tue Aug 14 2012, 8:01 PM - 10:52 PM EDT

Att. 22,729 - Cloudy - 71 F

livebaseballscorecards.com

AB	39
R	11
H	13
RBI	11
BB	2
SO	3
LOB	11

BOTTOM

Los Angeles Dodgers @ Pittsburgh Pirates

PNC Park, Pittsburgh, PA

Tue Aug 14 2012, 8:01 PM - 10:52 PM EDT

Att. 22,729 - Cloudy - 71 F

livebaseballscorecards.com

Batter	1	2	3	4	5	6	7	8	9	AB	R	H	RBI	BB	SO	LOB
6 Starling Marte, R (1, 7) OBP: 0.294, SLG: 0.463	X FF 90 0-0 ① L3		C FF 89 C SI 89 X FC 81 0-2 ② FC4-3-6 23 2B 1-2f		X FC 83 0-0 ③ FC6-4 1-2f			C FF 91 C CH 87 B FF 91 X FC 81 1-2 14 F9 14 S 1B		4	0	1	0	0	0	2
23 Travis Snider, L (1, 9) OBP: 0.333, SLG: 0.500 14 Gaby Sanchez, R (8, PH) OBP: 0.264, SLG: 0.303 (9, 3)	C FC 87 C SL 76 B FF 91 F SL 77 B SI 92 C SI 89 2-3 ② K		1 SAFE B SI 91 1 SAFE F SI 89 X FC 88 1-1 1-3 2B			X CH 87 0-0 ① G6-3		B SI 88 X SI 89 1-0 ② F9 1-3		3 1	0 0	1 0	0 0	0 0	1 0	0 1
22 Andrew McCutchen, R (1, 8) OBP: 0.419, SLG: 0.601	C FF 92 B SI 89 B CH 84 F SI 90 F SI 91 B SL 78 F FF 93 F FF 92 X FF 91 3-2 ③ G1-4-3		B FF 92 C SI 92 D SI 89 S FF 93 C FC 87 2-3 ③ K			C FF 91 B CH 84 C CU 62 F SI 91 F FF 91 X FF 90 1-2 ② L9		B FF 92 C SI 88 F FC 81 S FF 92 1-3 ③ K		4	0	0	0	0	2	3
46 Garrett Jones, L (1, 3) OBP: 0.313, SLG: 0.525 (9, 9)		B CU 64 B SL 76 S FC 87 X FF 91 2-1 26 L5-4 2B		B SI 91 C SI 88 X CU 66 1-1 ① G3		C SI 89 X FC 88 0-1 ③ F8			C SI 92 B FF 92 X FF 92 1-1 ① F8	4	0	1	0	0	0	0
18 Neil Walker, S (1, 4) OBP: 0.353, SLG: 0.452		B SI 90 F SI 90 B FF 92 S FC 87 F SI 91 S FC 89 2-3 ① K		C SI 91 B FC 88 B FC 89 C FF 91 X SI 90 2-2 ② G4-3			F CH 87 X SI 90 0-1 24 G1-3 1B		C FF 92 F FF 92 B SL 84 F FF 94 F SL 85 X SL 84 1-2 ② L9	4	0	1	0	0	1	1
24 Pedro Alvarez, L (1, 5) OBP: 0.306, SLG: 0.455		C SL 78 B FC 87 B SL 77 F SL 78 B FF 92 B SL 76 4-2 BB		F SI 90 B CU 64 B CH 86 F SI 92 C SI 90 2-3 ③ K			X CH 84 0-0 ① G1-3 1-2		C FF 92 S SL 86 B SL 85 B FF 92 C FF 93 2-3 ③ K	3	0	0	0	1	2	1
26 Rod Barajas, R (1, 2) OBP: 0.268, SLG: 0.331		C SI 90 X SL 76 0-1 ②③ L5-4 2-2			X SL 79 0-0 ① F8		C FF 91 F FF 92 B FF 90 B FF 92 X FF 92 2-2 ② G5-3			3	0	0	0	0	0	3
12 Clint Barmes, R (1, 6) OBP: 0.239, SLG: 0.307			B FF 90 C FF 90 F SI 90 B FF 90 X FF 92 2-2 ① F8		C FF 90 C SL 76 B FF 90 X FF 92 1-2 ② G5-3		B CU 65 T SI 90 X FF 92 1-1 ③ P4			3	0	0	0	0	0	1
29 Kevin Correia, R (1, 1) OBP: 0.152, SLG: 0.152 49 Jeff Locke, L (7, 1) 5 Josh Harrison, R (8, PH) OBP: 0.285, SLG: 0.377 32 Chad Qualls, R (9, 1) 30 Chris Resop, R (9, 1)			C FF 91 X FC 83 0-1 6 FC4-3-6 1B		C FF 89 X CH 87 0-1 E6 6 FC6-4			B FF 89 S FF 90 C SL 75 X FF 90 1-2 ① L4		2 0 1 0 0	0 0 0 0 0	1 0 0 0 0	0 0 0 0 0	0 0 0 0 0	0 0 0 0 0	0 0 0 0 0

Inning Stats	1	2	3	4	5	6	7	8	9
	R: 0 E: 0 K: 1 S: 11 H: 0 LOB: 0 BB: 0 P: 16	R: 0 E: 0 K: 1 S: 10 H: 1 LOB: 1 BB: 1 P: 18	R: 0 E: 0 K: 1 S: 13 H: 2 LOB: 2 BB: 0 P: 18	R: 0 E: 0 K: 1 S: 8 H: 0 LOB: 0 BB: 0 P: 13	R: 0 E: 1 K: 0 S: 7 H: 0 LOB: 1 BB: 0 P: 8	R: 0 E: 0 K: 0 S: 8 H: 0 LOB: 0 BB: 0 P: 9	R: 0 E: 0 K: 0 S: 8 H: 1 LOB: 1 BB: 0 P: 11	R: 0 E: 0 K: 1 S: 10 H: 1 LOB: 1 BB: 0 P: 14	R: 0 E: 0 K: 1 S: 10 H: 0 LOB: 0 BB: 0 P: 14

1B: 3	SF: 0
2B: 3	SAC: 0
3B: 0	DP: 1
HR: 0	HBP: 0

WP: 0	PA: 33
PB: 0	
SB: 1	
CS: 0	

	AB	32
	R	0
	H	5
	RBI	0
	BB	1
	SO	6
	LOB	12

PITCHER		IP	WLS	BF	H	R	ER	SO	BB	IBB	HBP	BLK	WP	HR	S	P	ERA	WHIP
58 Chad Billingsley, R ERA: 3.62	(1, 1)	8.0	W	30	5	0	0	5	1	0	0	0	0	0	75	107	0.00	0.750
38 Shawn Tolleson, R ERA: 3.38	(9, 1)	1.0		3	0	0	0	1	0	0	0	0	0	0	10	14	0.00	0.000

PITCHER	IP	WLS	BF	H	R	ER	SO	BB	IBB	HBP	BLK	WP	HR	S	P	ERA	WHIP

Los Angeles Dodgers @ Pittsburgh Pirates

PNC Park, Pittsburgh, PA

Wed Aug 15 2012, 7:08 PM - 10:11 PM EDT

Att. 26,522 - Partly Cloudy - 80 F

livebaseballscorecards.com

Batter	1	2	3	4	5	6	7	8	9	AB	R	H	RBI	BB	SO	LOB
8 Shane Victorino, S (1, 7) OBP: 0.326, SLG: 0.405	F FF 88 B SI 88 C CU 75 B FF 89 X CU 77 2-2 E5 14 1B 27 FC4 1B	B SI 88 B SI 90 F CU 76 X SI 89 2-1 ③ L5		C X SI 90 0-1 14 G5-3 27 2B 1-2 1B		C FF 88 B CU 74 X CH 82 1-1 ② P6	F SI 91 S SI 91 B SI 92 X SL 85 1-2 2B			5	2	3	0	0	0	1
14 Mark Ellis, R (1, 4) OBP: 0.361, SLG: 0.349	L CU 75 X FF 89 0-1 27 FC4 2-3 1B		C SI 90 X CH 82 0-1 16 1B 13 BB 21 SF9 1B	C CU 78 F FF 89 F CU 75 B CU 77 B FF 89 F CU 78 X CU 76 2-2 ② G5-3 1-2 2-3		C FF 88 B CU 74 C FF 88 F FF 89 H CU 76 2-2 HBP	B SI 93 B SI 92 B SI 92 C SI 90 F SI 91 X SL 84 3-2 ③ F9			4	1	2	0	0	0	3
27 Matt Kemp, R (1, 8) OBP: 0.422, SLG: 0.636	X SI 88 0-0 ① FC4 13 FC5-4 1-2f 3-H		C CU 75 1 SAFE F FF 90 B FF 89 X FF 89 1-2 ① F9	C SI 89 B CU 80 F FF 90 X CU 78 1-2 13 2B 2-H 3-H 2B		1 SAFE C FF 92 F CU 80 X FF 93 0-2 ③ G5-3		X FC 87 0-0 ① G6-3		5	1	1	3	0	0	3
13 Hanley Ramirez, R (1, 6) OBP: 0.333, SLG: 0.429	C CU 75 B SI 89 F FF 90 X CU 76 1-2 ② FC5-4 16 1B 1-2f		C SI 89 F FF 90 1 SAFE B SI 90 1 SAFE F CU 76 B FF 91 B FF 90 F CU 78 4-2 B CU 79 21 SF9 16 1B 1-2 BB	B SI 88 S FF 89 B FF 89 X CU 77 2-1 2-H 2B			X SI 91 0-0 16 1B 7 1B 1B	C FC 88 C FF 94 B FF 94 B FF 94 X SL 79 2-2 ② P6		4	1	2	1	1	0	1
16 Andre Ethier, L (1, 9) OBP: 0.356, SLG: 0.452	C SI 88 X SI 89 0-1 1-3 1B		D CU 79 C CU 80 X SI 89 1-1 47 FC5-4 1-2 2-3 1B	F FF 89 F FF 89 B FF 89 F FF 89 X CU 77 1-2 ③ G4-3			B FF 91 C CH 82 B FF 90 X FF 91 2-1 7 1B 47 2B 1-3 1B	B SL 78 X CH 83 1-0 ③ G3		5	1	3	0	0	0	1
21 Juan Rivera, R (1, 3) OBP: 0.280, SLG: 0.355 7 James Loney, L (7, PH) OBP: 0.300, SLG: 0.328 (7, 3)	B SI 88 X CU 75 1-0 ③ G5-3		X CU 77 0-0 ② SF9 2-3 3-H		B SI 87 B SI 88 C SI 87 F SI 88 B CU 76 F SI 88 X SI 88 3-2 ① G6-3		B FF 93 X FF 93 1-0 47 2B 17 SF8 1-2 3-H 1B		X SI 92 0-0 ① F7	2 2	0 1	0 1	1 0	0 0	0 0	2 0
47 Luis Alfonso Cruz, R (1, 5) OBP: 0.305, SLG: 0.417		C FF 90 F FF 89 T FF 89 0-2 ① K	X CU 76 0-0 ③ FC5-4 1-2f		X SI 89 0-0 ② F8		B CU 79 X FF 92 1-0 17 SF8 22 SF7 1-3 2-H 2B		C SI 93 B CH 85 X SI 93 1-1 ② F8	5	1	1	1	0	1	2
17 A.J. Ellis, R (1, 2) OBP: 0.386, SLG: 0.425		C FF 90 X CU 78 0-1 ② G4-3		C SI 89 C FF 89 B FF 89 F FF 89 X CU 77 1-2 ① P4	B SI 89 B SI 88 F FF 87 B SI 87 X SI 88 3-1 ③ G5-3		B FF 93 C FF 92 S FF 92 B CU 83 F FF 93 B CU 79 X FF 91 3-2 ① SF8 2-3 3-H		F SI 94 B SI 93 S CH 86 F CH 85 B SL 84 F SL 84 F CH 87 F SI 93 S CH 87 2-3 ③ K	4	0	0	1	0	1	0
22 Clayton Kershaw, L (1, 1) OBP: 0.239, SLG: 0.233 31 Brandon League, R (9, 1)		B FF 89 S FF 89 B SI 87 X SI 88 2-1 1B		C FF 88 X CU 75 0-1 14 G5-3 8 1B 27 2B 1B		L FF 88 B SI 88 T FF 88 B CU 74 F FF 88 F CU 74 F FF 89 X CU 75 2-2 ① G3-1	B FF 92 B FF 91 C FF 91 B FF 90 F FF 91 X FF 92 3-2 ② SF7 3-H			3 0	1 0	2 0	1 0	0 0	0 0	0 0

Inning Stats	1	2	3	4	5	6	7	8	9
	R: 1 E: 1 K: 0 S: 12	H: 3 LOB: 2 BB: 0 P: 16	R: 0 E: 0 K: 1 S: 9	H: 1 LOB: 1 BB: 0 P: 13	R: 1 E: 0 K: 0 S: 13	H: 2 LOB: 2 BB: 1 P: 19	R: 3 E: 0 K: 0 S: 22	H: 4 LOB: 1 BB: 0 P: 29	R: 0 E: 0 K: 0 S: 7	H: 0 LOB: 0 BB: 0 P: 13	R: 0 E: 0 K: 0 S: 14	H: 0 LOB: 1 BB: 0 P: 19	R: 4 E: 0 K: 0 S: 18	H: 5 LOB: 1 BB: 0 P: 32	R: 0 E: 0 K: 0 S: 5	H: 0 LOB: 0 BB: 0 P: 8	R: 0 E: 0 K: 1 S: 10	H: 0 LOB: 0 BB: 0 P: 13

1B: 11	SF: 3
2B: 4	SAC: 0
3B: 0	DP: 0
HR: 0	HBP: 1

WP: 0	PA: 44
PB: 0	
SB: 0	
CS: 0	

TOP	
AB	39
R	9
H	15
RBI	9
BB	1
SO	2
LOB	13

PITCHER		IP	WLS	BF	H	R	ER	SO	BB	IBB	HBP	BLK	WP	HR	S	P	ERA	WHIP
51 Wandy Rodriguez, L ERA: 4.06	(1, 1)	5.2	L	29	10	5	5	1	1	0	1	0	0	0	74	106	7.94	1.941
30 Chris Resop, R ERA: 3.95	(6, 1)	1.0		7	4	4	4	0	0	0	0	0	0	0	15	25	36.00	4.000
32 Chad Qualls, R ERA: 5.28	(7, 1)	0.1		2	1	0	0	0	0	0	0	0	0	0	6	10	0.00	3.000
37 Juan Cruz, R ERA: 2.7	(8, 1)	1.0		3	0	0	0	0	0	0	0	0	0	0	5	8	0.00	0.000
44 Tony Watson, L ERA: 4.23	(9, 1)	1.0		3	0	0	0	1	0	0	0	0	0	0	10	13	0.00	0.000

PITCHER	IP	WLS	BF	H	R	ER	SO	BB	IBB	HBP	BLK	WP	HR	S	P	ERA	WHIP

Batter	1	2	3	4	5	6	7	8	9	AB	R	H	RBI	BB	SO	LOB
6 Starling Marte, R (1, 7) OBP: 0.281, SLG: 0.440	C FF 92 S FF 92 F FF 93 C CU 74 0-3 ① K		C SL 84 B SL 83 C FF 93 S CU 75 1-3 ③ K2-3			F FF 93 B CH 84 1 SAFE D SL 85 F SL 86 X SL 84 2-2 ①② G6-4-3 1-2f		S FF 92 F FF 92 S CU 74 0-3 ② K		4	0	0	0	0	3	2
18 Neil Walker, S (1, 4) OBP: 0.353, SLG: 0.452 24 Pedro Alvarez, L (1, 5) OBP: 0.303, SLG: 0.450	C FF 94 S SL 85 S SL 87 0-3 ② K			C FF 93 B FF 93 C FF 92 B CU 73 F SL 85 S SL 84 2-3 ① K		T SL 86 C CU 73 B FF 95 S SL 83 1-3 ③ K		C FF 93 S FF 92 B FF 93 S SL 86 1-3 ③ K2-3 1-2		0 4	0 0	0 0	0 0	0 0	0 4	0 1
22 Andrew McCutchen, R (1, 8) OBP: 0.419, SLG: 0.606	B FF 95 S SL 86 B FF 94 X FF 95 2-1 ③ G6-3			C FF 93 B FF 93 X SL 85 1-1 HR			C FF 92 B CU 73 B SL 86 B FF 92 X FF 93 3-1 ① F7		B SI 93 B SL 84 B SI 93 C SI 93 B SI 94 4-1 14 G6-4-3 BB	3	1	1	1	1	0	0
14 Gaby Sanchez, R (1, 3) OBP: 0.268, SLG: 0.316		F FF 93 F FF 93 F SL 84 B CU 73 X FF 93 1-2 55 F8 46 SF9 2B		C FF 93 F FF 94 X FF 93 0-2 ② G2-3			F FF 93 B CH 84 X FF 93 1-1 2B		B SI 94 C SI 94 X SI 94 1-1 ①② G6-4-3 1-2f	4	1	2	0	0	0	1
55 Michael McKenry, R (1, 2) OBP: 0.352, SLG: 0.551		C FF 94 B FF 93 S SL 84 B SL 86 F SL 83 X SL 85 2-2 ① F8 2-3		C FF 93 F SL 86 B FF 94 X SL 86 1-2 ③ G5-3			B FF 92 S SL 82 C CU 73 S SL 82 1-3 ② K2-3		C SI 94 S FS 85 B FS 85 X SI 94 1-2 ③ G4-3	4	0	0	0	0	1	2
46 Garrett Jones, L (1, 9) OBP: 0.311, SLG: 0.522		B FF 94 F FF 94 X FF 93 1-1 ② SF9 3-H			S SL 84 B FF 93 S SL 86 X SL 84 1-2 ① G4-3		X SL 85 0-0 ③ G6-3			2	0	0	1	0	0	1
5 Josh Harrison, R (1, 5) OBP: 0.280, SLG: 0.370 (1, 4)		X FF 93 0-0 ③ F9			B FF 93 X FF 93 1-0 ② L5			C FF 91 F CH 83 X SL 84 0-2 ① F8		3	0	0	0	0	0	0
69 Jordy Mercer, R (1, 6) OBP: 0.205, SLG: 0.389 30 Chris Resop, R (6, 1) 32 Chad Qualls, R (7, 1) 37 Juan Cruz, R (8, 1) 23 Travis Snider, L (8, PH) OBP: 0.341, SLG: 0.519 44 Tony Watson, L (9, 1)			B FF 91 F FF 91 X FF 92 1-1 ① G2-3		B FF 94 X FF 93 1-0 ③ G5-3			F FF 92 B FF 91 C CU 73 X CU 74 1-2 12 1B 2B		2 0 0 0 1 0	0 0 0 0 1 0	0 0 0 0 1 0	0 0 0 0 0 0	0 0 0 0 0 0	0 0 0 0 0 0	0 0 0 0 0 0
51 Wandy Rodriguez, S (1, 1) OBP: 0.087, SLG: 0.023 12 Clint Barmes, R (6, 6) OBP: 0.243, SLG: 0.311			C FF 91 X FF 93 0-1 ② G5-3			B FF 91 B CH 82 C FF 92 F FF 92 F FF 92 F FF 92 F CU 73 B FF 93 X FF 93 3-2 6 G6-4-3 1B		C FF 92 D CH 84 F SL 85 X FF 91 1-2 24 DI 2-H 1B	1 2	0 0	0 2	0 1	0 0	0 0	0 0
Inning Stats	R: 0 E: 0 K: 2 S: 9 H: 0 LOB: 0 BB: 0 P: 11	R: 1 E: 0 K: 0 S: 11 H: 1 LOB: 0 BB: 0 P: 15	R: 0 E: 0 K: 1 S: 7 H: 0 LOB: 0 BB: 0 P: 9	R: 1 E: 0 K: 1 S: 12 H: 1 LOB: 0 BB: 0 P: 16	R: 0 E: 0 K: 0 S: 5 H: 0 LOB: 0 BB: 0 P: 8	R: 0 E: 0 K: 1 S: 12 H: 1 LOB: 0 BB: 0 P: 18	R: 0 E: 0 K: 1 S: 8 H: 1 LOB: 1 BB: 0 P: 13	R: 1 E: 0 K: 2 S: 15 H: 2 LOB: 1 BB: 0 P: 18	R: 0 E: 0 K: 0 S: 6 H: 0 LOB: 0 BB: 1 P: 12	1B: 2 2B: 3 3B: 0 HR: 1	SF: 1 SAC: 0 DP: 2 HBP: 0			WP: 0 PB: 0 SB: 0 CS: 0	PA: 32		

PITCHER	IP	WLS	BF	H	R	ER	SO	BB	IBB	HBP	BLK	WP	HR	S	P	ERA	WHIP
22 Clayton Kershaw, L (1, 1) ERA: 2.9	8.0	W	29	6	3	3	8	0	0	0	0	0	1	79	108	3.38	0.750
31 Brandon League, R (9, 1) ERA: 4.28	1.0		3	0	0	0	0	1	0	0	0	0	0	6	12	0.00	1.000

PITCHER	IP	WLS	BF	H	R	ER	SO	BB	IBB	HBP	BLK	WP	HR	S	P	ERA	WHIP

BOTTOM

Los Angeles Dodgers @ Pittsburgh Pirates

PNC Park, Pittsburgh, PA

Wed Aug 15 2012, 7:08 PM - 10:11 PM EDT

Att. 26,522 - Partly Cloudy - 80 F

livebaseballscorecards.com

AB	30
R	3
H	6
RBI	3
BB	1
SO	8
LOB	7

Los Angeles Dodgers @ Pittsburgh Pirates

PNC Park, Pittsburgh, PA

Thu Aug 16 2012, 4:08 PM - 7:14 PM EDT

Att. 25,073 - Partly Cloudy - 84 F

TOP

livebaseballscorecards.com

Batter	1	2	3	4	5	6	7	8	9	AB	R	H	RBI	BB	SO	LOB
8 Shane Victorino, S (1, 7) (2, 8) OBP: 0.325, SLG: 0.402	B SI 93 C SI 92 S KC 82 X KC 83 1-2 ① G1-3		C CH 86 X SI 92 0-1 ③ G4-3		C KC 79 F KC 80 S KC 81 0-3 ② K		C KC 81 F KC 82 H KC 83 1-2 21 HBP 14 1B HBP		C FF 95 X FF 95 0-1 E5 14 G6-3	4	0	0	0	0	1	0
14 Mark Ellis, R (1, 4) OBP: 0.361, SLG: 0.354	B FF 94 C SI 92 C FF 94 F KC 83 B KC 84 B KC 82 C SI 92 3-3 ② K			C FF 91 B KC 82 X SI 91 1-1 37 E 2B	C KC 81 S KC 80 X KC 82 0-2 ③ G5-3		C FF 92 X KC 83 0-1 21 HBP 1B 1-2 2-3 3-H		C FF 96 X SL 86 0-1 ② G6-3 1-2	5	1	2	1	0	1	1
27 Matt Kemp, R (1, 8) OBP: 0.420, SLG: 0.633 37 Elian Herrera, S (2, 7) OBP: 0.328, SLG: 0.333 21 Juan Rivera, R (7, PH) (7, 7) OBP: 0.281, SLG: 0.354	B FF 94 C KC 82 S KC 83 S KC 84 1-3 ③ K			X SI 92 0-0 E5 16 FC4-6 1B 2-H		C FF 90 S KC 80 B KC 78 B KC 78 F SI 90 T KC 80 2-2 ① K	H KC 81 1-0 HBP 1-2 2-3 3-H		C FF 95 X FF 95 0-1 ③ G6-3	1 2 1	0 0 0	0 1 0	0 0 1	0 0 0	1 1 0	0 0 1
16 Andre Ethier, L (1, 9) OBP: 0.353, SLG: 0.447		F SI 92 B SI 92 C SI 92 B KC 80 F SI 91 F KC 80 F KC 82 X KC 80 2-2 ① G3-1		B SI 93 1 SAFE 1 SAFE 1 SAFE D KC 81 X SI 93 2-0 ① FC4-6 13 HR 1-2f		X CH 86 0-0 ② F7	C SL 82 B SI 94 B SI 94 X SI 93 2-1 ③ G4-3			4	1	0	0	0	0	4
13 Hanley Ramirez, R (1, 6) OBP: 0.334, SLG: 0.437		X FF 93 0-0 ② G6-3		X SI 93 0-0 1-H HR		B KC 82 B KC 81 B FF 91 C FF 91 C FF 92 S KC 82 3-3 ③ K		B SL 82 F FF 93 F FF 94 B SL 81 F FF 93 F FF 94 X FF 94 2-2 5 G1-4-3 1B		4	1	2	2	0	1	0
7 James Loney, L (1, 3) OBP: 0.302, SLG: 0.340		X SI 92 0-0 HR		B CH 86 B CH 88 F SI 92 C KC 81 F KC 82 S KC 82 2-3 ② K			B KC 81 X FF 91 1-0 47 F8 17 1B 14 1B 1B	C SL 82 B FF 94 X SL 83 1-1 ① L8		4	2	2	1	0	1	1
3 Adam Kennedy, L (1, 5) OBP: 0.331, SLG: 0.336 28 Jamey Wright, R (7, 1) 50 Randy Choate, L (7, 1) 5 Juan Uribe, R (8, PH) OBP: 0.246, SLG: 0.280 38 Shawn Tolleson, R (8, 1)		F SI 93 B KC 81 F KC 79 X FF 92 1-2 ③ F7		B KC 80 B SI 92 B FF 92 C FF 91 B SI 92 4-1 17 S BB			B SI 91 X SI 91 1-0 ① P5	B SL 81 S FF 93 F FF 93 B FF 94 B FF 95 F FF 94 X FF 93 3-2 ② G1-4-3 1-2		2 0 0 1 0	0 0 0 0 0	0 0 0 0 0	1 0 0 0 0	0 0 0 0 0	1 0 0 1 0	1 0 0 1 0
17 A.J. Ellis, R (1, 2) OBP: 0.385, SLG: 0.423			C FF 92 B KC 82 X SI 93 1-1 ① G4-3	B KC 81 F FF 92 B KC 82 X KC 80 2-1 ③ G4-3 1-2			X SI 91 0-0 14 1B 8 HBP 21 HBP 1B 1-2	C FF 94 C FF 95 F FF 94 X FF 94 0-2 ③ L3		4	1	1	0	0	0	2
56 Joe Blanton, R (1, 1) OBP: 0.170, SLG: 0.093 54 Javy Guerra, R (5, 1) 47 Luis Alfonso Cruz, R (7, PH) OBP: 0.300, SLG: 0.410 (7, 5)			C SI 92 X FF 92 0-1 ② G5-3		C CH 89 S KC 80 S KC 80 0-3 ① K		B KC 83 X SI 92 1-0 ② F8 2-3		C FF 94 B SL 87 F FF 94 B SL 87 F FF 96 X FF 96 2-2 ① F8	2 0 2	0 0 0	0 0 0	0 0 0	0 0 0	1 0 0	0 0 2
Inning Stats	R: 0 E: 0 K: 2 S: 10 H: 0 LOB: 0 BB: 0 P: 15	R: 1 E: 0 K: 0 S: 11 H: 1 LOB: 0 BB: 0 P: 14	R: 0 E: 0 K: 0 S: 6 H: 0 LOB: 0 BB: 0 P: 7	R: 3 E: 1 K: 1 S: 12 H: 3 LOB: 1 BB: 1 P: 23	R: 0 E: 0 K: 2 S: 9 H: 0 LOB: 0 BB: 0 P: 9	R: 0 E: 0 K: 2 S: 8 H: 0 LOB: 0 BB: 0 P: 13	R: 2 E: 0 K: 0 S: 10 H: 3 LOB: 3 BB: 0 P: 17	R: 0 E: 0 K: 0 S: 15 H: 1 LOB: 1 BB: 0 P: 21	R: 0 E: 1 K: 0 S: 10 H: 0 LOB: 1 BB: 0 P: 12	1B: 5 2B: 1 3B: 0 HR: 2 SF: 0 SAC: 0 DP: 0 HBP: 2						

	AB	36
	R	6
	H	8
	RBI	5
	BB	1
	SO	7
	LOB	13

WP: 0 PB: 0 SB: 1 CS: 0 PA: 39

PITCHER		IP	WLS	BF	H	R	ER	SO	BB	IBB	HBP	BLK	WP	HR	S	P	ERA	WHIP
34 A.J. Burnett, R ERA: 3.54	(1, 1)	6.2	W	30	7	6	6	7	1	0	2	0	0	2	64	94	8.10	1.200
44 Tony Watson, L ERA: 4.19	(7, 1)	0.1	H	1	0	0	0	0	0	0	0	0	0	0	2	4	0.00	0.000
39 Jason Grilli, R ERA: 2.49	(8, 1)	1.0		4	1	0	0	0	0	0	0	0	0	0	15	21	0.00	1.000
52 Joel Hanrahan, R ERA: 2.56	(9, 1)	1.0		4	0	0	0	0	0	0	0	0	0	0	10	12	0.00	0.000

PITCHER		IP	WLS	BF	H	R	ER	SO	BB	IBB	HBP	BLK	WP	HR	S	P	ERA	WHIP

Batter	1	2	3	4	5	6	7	8	9	AB	R	H	RBI	BB	SO	LOB
6 Starling Marte, R (1, 7) OBP: 0.277, SLG: 0.427	F FF 88 M FC 87 F FF 91 B SL 83 B CH 82 F FC 86 X FF 91 2-2 69 FC5-4 1B	C SL 84 S CU 76 X CU 80 0-2 ③ G6-3		C FC 87 C FF 91 B FF 93 B FC 87 C FF 92 2-3 ③ K		C SL 88 F CU 76 X SL 82 0-2 ② G5-3		C SL 82 B FF 92 X SL 84 1-1 ① F8		5	0	1	0	0	1	1
69 Jordy Mercer, R (1, 4) OBP: 0.205, SLG: 0.366	C SI 90 F SI 89 1 SAFE B FF 90 X FC 88 1-2 ① FC5-4 22 BB 46 HR 1-2f	C SL 85 F FF 89 B FC 86 B CU 80 S FF 90 2-3 ① K		C SI 88 B CU 76 F SL 84 B FF 90 X SI 90 2-2 22 BB 46 HR 1B		S FF 94 B FF 94 C SL 85 B CU 78 F FF 95 B SL 82 S SL 87 3-3 ③ K		X FF 93 0-0 ② F9		5	2	1	0	0	2	1
22 Andrew McCutchen, R (1, 8) OBP: 0.423, SLG: 0.606	B FF 91 F FC 87 B FF 90 S CU 78 B CH 84 F FF 90 B CH 83 4-2 46 HR 1-2 BB	C FC 85 B CH 82 B FF 90 C SL 84 F FF 91 B CU 79 B FF 89 4-2 46 G4-3 BB	1 SAFE F CH 84 B FF 90 B FC 86 F FF 90 1 SAFE B FC 86 B SL 84 4-2 46 HR 1-2 BB		X SI 92 0-0 46 BB 1B	B SL 85 F FF 93 C FF 93 B FF 93 B SL 85 F FF 92 X FF 93 3-2 ③ G5-3		2	2	1	0	3	0	0
46 Garrett Jones, L (1, 9) OBP: 0.316, SLG: 0.542	B FF 90 B FF 90 B CH 83 C FF 90 F FF 90 F CH 84 X CH 84 3-2 1-H 2-H HR	C FF 90 1 SAFE F CU 77 B FF 91 B FF 90 1 SAFE 1 SAFE F FF 90 X FC 85 2-2 ② G4-3 1-2	C FF 89 F FF 91 X FF 90 0-2 1-H 2-H HR		1 SAFE B SI 92 1 SAFE 1 SAFE B SI 93 B FC 91 C SI 93 S CU 79 F CU 79 4-2 ① B CU 79 14 FC6-4 1-2 BB			3	2	2	6	1	0	1
14 Gaby Sanchez, R (1, 3) OBP: 0.264, SLG: 0.311	B FC 87 C FC 86 C FF 91 F FF 92 F FC 87 S FF 91 1-3 ② K	C CU 78 F FF 90 S FC 85 0-3 ③ K	C SI 89 X SL 83 0-1 ① G5-3		X SI 92 0-0 ② FC6-4 26 1B 24 1B 12 1B 1-2f			4	1	0	0	0	2	2
24 Pedro Alvarez, L (1, 5) OBP: 0.307, SLG: 0.464	C CU 78 B CH 84 X FC 86 1-1 2B	S CH 81 B CU 75 B CH 81 X CH 82 2-1 ① G4-3	B CH 82 C CU 76 X CH 83 1-1 HR		F FC 91 C CU 79 X CU 79 0-2 26 1B 12 1B 1-2 1B			4	2	3	1	0	0	0
26 Rod Barajas, R (1, 2) OBP: 0.272, SLG: 0.331	X FF 90 0-0 ③ F9		B FC 86 B FF 89 B SL 84 B FF 88 4-0 12 3B BB	B FF 94 S FF 93 B FF 93 B FF 93 X FF 92 3-1 ② P4	C SI 93 B SI 92 X SI 93 1-1 12 1B 1-2 2-3 1B			3	1	1	0	1	0	1
12 Clint Barmes, R (1, 6) OBP: 0.246, SLG: 0.319		X FF 87 0-0 ① P4	B FF 90 C FC 86 X CU 78 1-1 1-H 3B	B SL 89 F SL 86 F FF 94 B FF 94 X FF 94 2-2 ③ F8	X FC 90 0-0 1-2 2-H 3-H 1B			4	0	2	3	0	0	0
34 A.J. Burnett, R (1, 1) OBP: 0.128, SLG: 0.068 44 Tony Watson, L (7, 1) 23 Travis Snider, L (7, PH) OBP: 0.337, SLG: 0.513 39 Jason Grilli, R (8, 1) 52 Joel Hanrahan, R (9, 1)		B CH 86 C SI 87 X SL 81 1-1 ② L5	X SI 91 0-0 ② G1-3		B SL 89 C SL 87 B SL 90 S SL 88 S FC 92 2-3 ① K	C SL 76 X SL 76 0-1 ③ P5		3 0 1 0 0	0 0 0 0 0	0 0 0 0 0	0 0 0 0 0	1 0 0 0 0	1 0 2 0 0	
Inning Stats	R: 3 E: 0 K: 1 S: 23 H: 3 LOB: 1 BB: 1 P: 35	R: 0 E: 0 K: 0 S: 6 H: 0 LOB: 0 BB: 0 P: 7	R: 0 E: 0 K: 2 S: 13 H: 0 LOB: 1 BB: 1 P: 21	R: 1 E: 0 K: 1 S: 8 H: 1 LOB: 1 BB: 1 P: 17	R: 4 E: 0 K: 0 S: 17 H: 3 LOB: 0 BB: 1 P: 29	R: 0 E: 0 K: 2 S: 10 H: 0 LOB: 0 BB: 0 P: 15	R: 2 E: 0 K: 0 S: 13 H: 4 LOB: 2 BB: 1 P: 18	R: 0 E: 0 K: 0 S: 7 H: 0 LOB: 0 BB: 0 P: 11		1B: 6 2B: 1 3B: 1 HR: 3 SF: 0 SAC: 0 DP: 0 HBP: 0				WP: 0 PB: 0 SB: 0 CS: 0 PA: 39		

BOTTOM

Los Angeles Dodgers @ Pittsburgh Pirates

PNC Park, Pittsburgh, PA

Thu Aug 16 2012, 4:08 PM - 7:14 PM EDT

Att. 25,073 - Partly Cloudy - 84 F

livebaseballscorecards.com

AB	34
R	10
H	11
RBI	10
BB	5
SO	6
LOB	9

PITCHER		IP	WLS	BF	H	R	ER	SO	BB	IBB	HBP	BLK	WP	HR	S	P	ERA	WHIP
56 Joe Blanton, R ERA: 4.96	(1, 1)	4.1	L	24	7	8	8	4	4	0	0	0	0	3	62	99	16.61	2.538
54 Javy Guerra, R ERA: 2.68	(5, 1)	1.2		5	0	0	0	2	0	0	0	0	0	0	15	25	0.00	0.000
28 Jamey Wright, R ERA: 4.08	(7, 1)	0.2		6	4	2	2	0	1	0	0	0	0	0	11	16	27.00	7.500
50 Randy Choate, L ERA: 2.93	(7, 1)	0.1		1	0	0	0	0	0	0	0	0	0	0	2	2	0.00	0.000
38 Shawn Tolleson, R ERA: 3.2	(8, 1)	1.0		3	0	0	0	0	0	0	0	0	0	0	7	11	0.00	0.000

PITCHER	IP	WLS	BF	H	R	ER	SO	BB	IBB	HBP	BLK	WP	HR	S	P	ERA	WHIP

Batter	1	2	3	4	5	6	7	8	9	AB	R	H	RBI	BB	SO	LOB
6 Starling Marte, R (1, 7) OBP: 0.276, SLG: 0.419	C SI 90 B SI 91 F SI 91 X FS 85 1-2 23 1B 1B		X SI 92 0-0 ③ G4-3		C SI 92 B CU 80 S FC 87 B FS 86 X CU 81 2-2 ③ G6-3			B SI 89 C SI 90 X SI 90 1-1 ① G4-3		4	0	1	0	0	0	0
23 Travis Snider, L (1, 9) OBP: 0.344, SLG: 0.506	B SI 91 1 SAFE 1 SAFE B SI 91 X SI 92 2-0 ① 1-2 1B			B FS 85 B SI 91 B SI 91 C SI 90 F SI 92 B SI 92 4-2 46 1B 22 1B 55 WP BB		X CH 78 0-0 ① G1-3		C SI 90 B SI 88 B FS 85 B SI 91 X SI 91 3-1 ② L7		3	1	1	0	1	0	0
22 Andrew McCutchen, R (1, 8) OBP: 0.426, SLG: 0.605	F SI 91 S FC 86 B FC 87 S FS 85 1-3 ② K			B FC 88 X SI 91 1-0 55 WP 46 1B 24 PB 1-2 1B		C CU 78 B SI 89 B FC 88 C FC 86 B SI 90 B FS 86 4-2 BB		C SI 92 B SI 89 B SI 92 F SI 91 F SI 93 B FS 86 B SI 92 4-2 46 WP BB		2	1	1	0	2	1	1
46 Garrett Jones, L (1, 3) OBP: 0.315, SLG: 0.538 39 Jason Grilli, R (8, 1) 52 Joel Hanrahan, R (9, 1)	B SI 91 S SI 91 X SI 91 1-1 ③ F7			X SI 91 0-0 24 PB 55 WP 24 FC1-5-2 1-2 2-3 1B		F FC 87 X FC 86 0-1 ② F9		1 SAFE S SI 91 F SL 85 D SL 84 B SL 84 T SI 93 2-2 ③ K 1-2		4 0 0	0 0 0	1 0 0	0 0 0	0 0 0	1 0 0	3 0 0
55 Michael McKenry, R (1, 2) OBP: 0.344, SLG: 0.538		B SI 91 X FC 87 1-0 ① P6		D FS 86 B SI 92 X SI 91 2-0 E6 24 PB 1-2 2-3 3-H		F SI 92 1 SAFE C CU 78 D FS 85 B FS 85 F FC 86 S FS 85 2-3 ③ K			C KC 82 B FF 94 F FF 93 X CH 87 1-2 ① P2	4	0	0	0	0	1	3
24 Pedro Alvarez, L (1, 5) OBP: 0.309, SLG: 0.467		F SI 91 F FC 87 X FS 84 0-2 12 G5-4-3 1B		B CH 80 C FS 87 X SI 91 1-1 ① FC1-5-2 12 G4-6-3 1-2 2-H 3-H			F CH 78 B FS 84 F SI 90 X FC 86 1-2 69 G4-3 2B		B FF 91 B KC 81 B KC 82 X FF 92 3-0 ② P5	4	0	2	0	0	0	2
12 Clint Barmes, R (1, 6) OBP: 0.244, SLG: 0.316		C FC 86 S FS 85 D FS 84 B SI 90 X SI 92 2-2 ②③ G5-4-3 1-2f		S SI 90 B SI 91 X SI 91 1-1 ②③ G4-6-3 1-2f			D FS 85 F FC 86 L SI 90 D FS 85 D CU 80 X SI 90 3-2 ① G6-3		F FF 92 F FF 93 S FF 93 0-3 ③ K	4	0	0	0	0	1	4
69 Jordy Mercer, R (1, 4) OBP: 0.191, SLG: 0.341			C SI 89 B SI 91 X SI 91 1-1 ① G5-3		C SI 90 S CU 78 B CU 80 S FS 85 1-3 ① K		X SI 90 0-0 ② G4-3 2-3			3	0	0	0	0	1	1
53 James McDonald, L (1, 1) OBP: 0.245, SLG: 0.140 36 Yamaico Navarro, R (7, PH) OBP: 0.250, SLG: 0.239 30 Chris Resop, R (7, 1) 37 Juan Cruz, R (7, 1) 14 Gaby Sanchez, R (8, 3) OBP: 0.264, SLG: 0.311			C SI 91 B SI 91 B SI 91 F SI 90 F SI 92 B SI 91 X SI 92 3-2 ② G4-3		C SI 90 B SI 91 X SI 91 1-1 ② G5-3		B CU 79 B SI 90 C SI 90 X SI 90 2-1 ③ G4-3			2 1 0 0 0	0 0 0 0 0	0 0 0 0 0	0 0 0 0 0	0 0 0 0 0	0 0 0 0 0	0 1 0 0 0
Inning Stats	R: 0 E: 0 K: 1 S: 9 H: 2 LOB: 1 BB: 0 P: 14	R: 0 E: 0 K: 0 S: 7 H: 1 LOB: 0 BB: 0 P: 10	R: 0 E: 0 K: 0 S: 7 H: 0 LOB: 0 BB: 0 P: 11	R: 2 E: 1 K: 0 S: 9 H: 2 LOB: 1 BB: 1 P: 18	R: 0 E: 0 K: 1 S: 8 H: 0 LOB: 0 BB: 0 P: 12	R: 0 E: 0 K: 1 S: 9 H: 0 LOB: 1 BB: 1 P: 15	R: 0 E: 0 K: 0 S: 9 H: 1 LOB: 1 BB: 0 P: 15	R: 0 E: 0 K: 1 S: 10 H: 0 LOB: 1 BB: 1 P: 20	R: 0 E: 0 K: 1 S: 7 H: 0 LOB: 0 BB: 0 P: 11	1B: 5 2B: 1 3B: 0 HR: 0	SF: 0 SAC: 0 DP: 2 HBP: 0			WP: 2 PB: 1 SB: 0 CS: 0	PA: 34		

PITCHER		IP	WLS	BF	H	R	ER	SO	BB	IBB	HBP	BLK	WP	HR	S	P	ERA	WHIP
35 Jake Westbrook, R ERA: 3.5	(1, 1)	7.2	L	30	6	2	1	3	3	0	0	0	1	0	65	110	1.17	1.174
34 Marc Rzepczynski, L ERA: 4.93	(8, 1)	0.1		1	0	0	0	1	0	0	0	0	1	0	3	5	0.00	0.000
59 Fernando Salas, R ERA: 4.3	(9, 1)	1.0		3	0	0	0	1	0	0	0	0	0	0	7	11	0.00	0.000

PITCHER	IP	WLS	BF	H	R	ER	SO	BB	IBB	HBP	BLK	WP	HR	S	P	ERA	WHIP

TOP

Pittsburgh Pirates @ St. Louis Cardinals

Busch Stadium, St. Louis, MO

Fri Aug 17 2012, 7:16 PM - 10:02 PM CDT

Att. 38,689 - Clear - 80 F

livebaseballscorecards.com

AB	31
R	2
H	6
RBI	0
BB	3
SO	5
LOB	15

Batter	1	2	3	4	5	6	7	8	9	AB	R	H	RBI	BB	SO	LOB
19 Jon Jay, L (1, 8) OBP: 0.386, SLG: 0.407	B SI 92 C SI 92 B CU 75 B SI 94 B SI 94 4-1 21 G4-6-3 BB			C SI 91 C CH 83 B CU 77 C SI 91 1-3 ①		B CH 81 B CH 81 C SI 91 C SI 91 F CU 76 F SI 92 X SL 80 2-2 ② G3-1		C SL 82 C FF 94 F FF 94 F FF 94 B FF 95 B FF 95 F SL 85 X FF 95 2-2 ② L6		3	0	0	0	1	1	0
21 Allen Craig, R (1, 3) OBP: 0.365, SLG: 0.575	1 SAFE C SI 92 C SL 77 X SI 94 0-2 ①② G4-6-3 1-2f			C SL 79 B SI 90 X FF 91 1-1 7 P4 2B		B SL 78 B FF 92 B SL 78 B SI 91 4-0 BB		S SL 83 B SL 83 F FF 95 C FF 95 1-3 ③		3	0	1	0	1	1	1
7 Matt Holliday, R (1, 7) OBP: 0.386, SLG: 0.529	B SI 94 X SI 93 1-0 ③ G4-3			S SL 80 D SL 80 X SI 92 1-1 ②③ P4 2-3		S SL 78 B FF 91 S FF 92 B SI 92 F CU 77 S SL 80 2-3 ③ K2-3			B FF 96 C FF 96 X FF 96 1-1 ① F9	4	0	0	0	0	1	2
3 Carlos Beltrán, S (1, 9) OBP: 0.348, SLG: 0.533		C SI 92 F SL 78 F SL 77 B SI 92 B SI 91 S SL 79 2-3 ① K			F SL 79 X SI 92 0-1 ① P6		C SI 94 X CU 80 0-1 23 2B 48 G4-3 1B		F FF 96 B SL 87 B SL 86 B FF 97 B FF 96 4-1 BB	3	1	1	0	1	1	0
23 David Freese, R (1, 5) OBP: 0.367, SLG: 0.481		C SL 79 F CU 75 X SI 92 0-2 ② G4-3			B FF 92 F SL 79 F SL 80 B CU 77 X FF 92 2-2 48 BB 1B		B CU 80 X SI 92 1-0 48 G4-3 1-3 2B		C FF 97 D SL 87 F FF 96 D SL 89 S SL 89 2-3 ② K	4	0	2	0	0	1	1
33 Daniel Descalso, L (1, 4) OBP: 0.308, SLG: 0.327		S SI 92 B CU 77 C CU 75 B SI 93 F SL 81 S FF 92 2-3 ③ K			C CU 74 X SI 91 0-1 ② F8		X SI 94 0-0 ① F7		B FF 97 F FF 97 B SL 88 F FF 97 F SL 88 F SL 88 F FF 98 X FF 97 2-2 ③ L8	4	0	0	0	0	1	4
48 Tony Cruz, R (1, 2) OBP: 0.240, SLG: 0.355			B SL 78 X FF 91 1-0 ① G1-3		B SL 78 B SL 79 B SL 78 B FF 91 4-0 1-2 BB		B SI 93 C SI 94 C SI 94 F SI 94 B CU 82 B SI 96 F SI 95 X SI 95 3-2 ② G4-3 2-3 3-H			2	0	0	1	1	0	1
15 Rafael Furcal, S (1, 6) OBP: 0.335, SLG: 0.353			C SI 92 B CH 85 F FF 93 B SL 77 C CU 77 2-3 ② K		C SI 74 C CU 76 C CU 78 0-3 ③ K		B FF 92 X FF 92 1-0 ③ P6			3	0	0	0	0	2	3
35 Jake Westbrook, R (1, 1) OBP: 0.208, SLG: 0.159 34 Marc Rzepczynski, L (8, 1) 13 Matt Carpenter, L (8, PH) OBP: 0.384, SLG: 0.508 59 Fernando Salas, R (9, 1)			C FF 93 B FF 94 B FF 93 C FF 92 F FF 92 F FF 94 S SI 92 2-3 ③ K			C SI 89 B FF 90 L FF 90 B CU 76 X SI 91 2-2 ① F9		C SI 94 B SL 83 F SL 81 S FF 94 1-3 ① K		2 0 1 0	0 0 0 0	0 0 0 0	0 0 0 0	0 0 1 0	1 0 0 0	0 0 0 0
Inning Stats	R: 0 E: 0 K: 0 S: 5 H: 0 LOB: 0 BB: 1 P: 10	R: 0 E: 0 K: 2 S: 11 H: 0 LOB: 0 BB: 0 P: 15	R: 0 E: 0 K: 2 S: 9 H: 0 LOB: 0 BB: 0 P: 14	R: 0 E: 0 K: 1 S: 7 H: 1 LOB: 1 BB: 0 P: 10	R: 0 E: 0 K: 1 S: 10 H: 1 LOB: 2 BB: 1 P: 16	R: 0 E: 0 K: 1 S: 12 H: 0 LOB: 1 BB: 0 P: 22	R: 1 E: 0 K: 0 S: 10 H: 2 LOB: 1 BB: 0 P: 15	R: 0 E: 0 K: 2 S: 12 H: 0 LOB: 0 BB: 0 P: 16	R: 0 E: 0 K: 1 S: 12 H: 0 LOB: 1 BB: 1 P: 21	1B: 2 2B: 2 3B: 0 HR: 0	SF: 0 SAC: 0 DP: 1 HBP: 0			WP: 0 PB: 0 SB: 0 CS: 0	PA: 33		

PITCHER		IP	WLS	BF	H	R	ER	SO	BB	IBB	HBP	BLK	WP	HR	S	P	ERA	WHIP
53 James McDonald, R ERA: 3.61	(1, 1)	6.0	W	21	2	0	0	7	3	0	0	0	0	0	54	87	0.00	0.833
30 Chris Resop, R ERA: 4.06	(7, 1)	0.2	H	4	2	1	1	0	0	0	0	0	0	0	9	13	13.50	3.000
37 Juan Cruz, R ERA: 2.67	(7, 1)	0.1	H	1	0	0	0	0	0	0	0	0	0	0	1	2	0.00	0.000
39 Jason Grilli, R ERA: 2.44	(8, 1)	1.0	H	3	0	0	0	2	0	0	0	0	0	0	12	16	0.00	0.000
52 Joel Hanrahan, R ERA: 2.51	(9, 1)	1.0	S	4	0	0	0	1	1	0	0	0	0	0	12	21	0.00	1.000

PITCHER	IP	WLS	BF	H	R	ER	SO	BB	IBB	HBP	BLK	WP	HR	S	P	ERA	WHIP

BOTTOM

Pittsburgh Pirates @ St. Louis Cardinals

Busch Stadium, St. Louis, MO

Fri Aug 17 2012, 7:16 PM - 10:02 PM CDT

Att. 38,689 - Clear - 80 F

livebaseballscorecards.com

AB	29
R	1
H	4
RBI	1
BB	4
SO	10
LOB	12

Batter	1	2	3	4	5	6	7	8	9	AB	R	H	RBI	BB	SO	LOB
6 Starling Marte, R (1, 7) OBP: 0.287, SLG: 0.421	B SI 92 C FF 91 F FF 92 X FF 94 1-2 ① G3		1 SAFE B FF 92 L FF 92 H SI 90 2-1 69 1B 1-2 HBP		C FF 91 X FF 91 0-1 69 2B 1B		X FS 86 0-0 ① G4-3 2-3		B FF 95 F FF 96 F FF 97 F FC 94 X SI 97 1-2 FC5 22 FC5-4 69 HBP 1-2	2	1	1	0	0	0	0
36 Yamaico Navarro, R (6, 7) OBP: 0.241, SLG: 0.229										2	0	0	0	0	0	2
69 Jordy Mercer, R (1, 4) OBP: 0.231, SLG: 0.375	C SI 93 X FF 93 0-1 ② F8		C CU 78 B CU 78 F FF 93 D CH 86 X CU 79 2-2 1-3 2-H 1B		1 SAFE C SI 92 X SL 84 0-1 46 WP 1-H 46 SF9 2B		X FS 86 0-0 ② F8		H FF 96 1-0 22 FC5-4 1-2 2-3 HBP	4	1	2	2	0	0	1
(8, 6)																
22 Andrew McCutchen, R (1, 8) OBP: 0.422, SLG: 0.598	F SI 94 B SI 94 F FF 94 F FF 95 B CH 85 B CH 85 S CH 85 3-3 ③ K		B FF 93 C FF 92 C FF 92 F FF 94 S SI 92 1-3 ③ K		X FF 92 0-0 ① P3		S FS 85 D FS 88 X SL 86 1-1 ③ F9		B FC 93 F FC 93 S FC 92 F FF 98 X FC 92 1-2 ① FC5-4 5 FC5-4 1-2f 2-3 3-H	5	0	0	1	0	2	6
46 Garrett Jones, L (1, 3) OBP: 0.313, SLG: 0.535		B FF 93 X SI 92 1-0 ① F7		B SI 92 F FF 91 B FF 93 S CH 85 F SI 93 F FF 94 S CU 80 2-3 ① K	B SI 85 B SI 84 X SL 76 2-0 ② SF9 2-H			B SI 97 X SI 96 1-0 ① 5 1B 1B	B FF 99 B SI 95 B SI 97 S FF 99 T SI 97 S FF 99 3-3 ② K	4	0	1	1	0	2	2
(5, 9)																
23 Travis Snider, L (1, 9) OBP: 0.344, SLG: 0.494		C SI 94 B SI 92 B SI 92 X SI 92 2-1 ② F7		C CH 84 B CH 84 S CH 83 B CH 85 B CH 84 B CU 80 4-2 26 BB 24 BB BB	B SI 88 C SI 85 C SL 77 S SL 78 1-3 ③ K			X SI 96 0-0 1-2 1B	F FF 99 S FC 92 X FC 93 0-2 ③ FC5-4 1-2f	2	0	0	0	1	1	0
48 Jared Hughes, R (5, 1)										0	0	0	0	0	0	0
5 Josh Harrison, R (8, PH) OBP: 0.282, SLG: 0.372										2	0	1	0	0	0	2
(8, 4)																
24 Pedro Alvarez, L (1, 5) OBP: 0.308, SLG: 0.463		S FF 94 T FF 94 B SI 95 B CH 86 B CU 79 C CU 78 3-3 ③ K		B SI 92 B SI 94 B CH 84 B CU 80 4-0 26 BB 1-2 BB	F SI 85 B SI 87 F SI 87 S SL 78 1-3 ① K			S SI 96 F CH 91 S SL 91 0-3 ① K		3	0	0	0	1	3	2
26 Rod Barajas, R (1, 2) OBP: 0.271, SLG: 0.327			F FF 90 F CH 83 S CH 83 0-3 ① K	B SI 90 C SI 91 F FF 93 B FF 94 D CU 79 F FF 94 B SI 92 4-2 1-2 2-3 BB	S FF 98 X FF 98 0-1 ② F9			B SL 92 F SI 97 C SL 90 F SL 91 F SL 90 F SI 98 S SL 89 1-3 ② K		3	0	0	0	1	2	2
12 Clint Barmes, R (1, 6) OBP: 0.244, SLG: 0.316			B FF 90 F FF 92 X CU 79 1-1 6 HBP 69 1B 1B	T FF 92 D CU 80 F CU 80 F FF 94 B CH 84 C CU 78 2-3 ② K	B FF 99 S FF 98 C CU 81 B FF 99 B FF 97 S FF 98 3-3 ③ K			S SL 89 B SL 88 X SL 89 1-1 ③ F7		3	1	1	0	0	2	3
55 Michael McKenry, R (8, PH) OBP: 0.342, SLG: 0.534										1	0	0	0	0	0	2
37 Juan Cruz, R (8, 1)										0	0	0	0	0	0	0
45 Erik Bedard, L (1, 1) OBP: 0.139, SLG: 0.143			B SI 91 C FF 91 L SI 92 L CH 86 1-3 ② K	C SI 93 F SI 92 C FF 94 0-3 ③ K			X SI 90 0-0 36 G4-3 2B		C FF 97 X FF 98 0-1 69 HBP 36 E 22 FC5-4 1B	2	0	0	0	0	2	4
14 Gaby Sanchez, R (5, 3) OBP: 0.270, SLG: 0.321										2	1	2	0	0	0	0
Inning Stats	R: 0 E: 0 K: 1 S: 9 H: 0 LOB: 0 BB: 0 P: 13	R: 0 E: 0 K: 1 S: 6 H: 0 LOB: 0 BB: 0 P: 12	R: 1 E: 0 K: 3 S: 16 H: 2 LOB: 2 BB: 0 P: 23	R: 0 E: 0 K: 3 S: 17 H: 0 LOB: 3 BB: 3 P: 33	R: 2 E: 0 K: 1 S: 9 H: 2 LOB: 0 BB: 0 P: 12	R: 0 E: 0 K: 2 S: 8 H: 0 LOB: 0 BB: 0 P: 12	R: 0 E: 0 K: 0 S: 5 H: 1 LOB: 1 BB: 0 P: 6	R: 0 E: 0 K: 2 S: 13 H: 2 LOB: 2 BB: 0 P: 16	R: 1 E: 1 K: 1 S: 16 H: 1 LOB: 2 BB: 0 P: 22	1B: 6 2B: 2 3B: 0 HR: 0 SF: 1 SAC: 0 DP: 0 HBP: 2						

TOP

Pittsburgh Pirates @ St. Louis Cardinals

Busch Stadium, St. Louis, MO

Sat Aug 18 2012, 3:07 PM - 6:23 PM CDT

Att. 40,313 - Cloudy - 81 F

livebaseballscorecards.com

AB	35
R	4
H	8
RBI	4
BB	3
SO	14
LOB	26

WP: 1 PB: 0 SB: 0 CS: 0 PA: 41

PITCHER		IP	WLS	BF	H	R	ER	SO	BB	IBB	HBP	BLK	WP	HR	S	P	ERA	WHIP
31 Lance Lynn, R ERA: 3.73	(1, 1)	4.1		21	4	3	3	8	3	0	1	0	0	0	53	86	6.23	1.615
62 Barret Browning, L ERA: 4.0	(5, 1)	1.0	W	3	0	0	0	2	0	0	0	0	1	0	7	11	0.00	0.000
64 Trevor Rosenthal, R ERA: 3.86	(6, 1)	0.2	H	2	0	0	0	1	0	0	0	0	0	0	5	8	0.00	0.000
44 Edward Mujica, R ERA: 3.66	(7, 1)	1.0	H	4	1	0	0	0	0	0	0	0	0	0	5	6	0.00	1.000
41 Mitchell Boggs, R ERA: 2.13	(8, 1)	1.0	H	5	2	0	0	2	0	0	0	0	0	0	13	16	0.00	2.000

PITCHER		IP	WLS	BF	H	R	ER	SO	BB	IBB	HBP	BLK	WP	HR	S	P	ERA	WHIP
30 Jason Motte, R ERA: 2.79	(9, 1)	1.0	S	6	1	1	0	1	0	0	1	0	0	0	16	22	0.00	1.000

Batter	1	2	3	4	5	6	7	8	9	AB	R	H	RBI	BB	SO	LOB
15 Rafael Furcal, S (1, 6) OBP: 0.335, SLG: 0.356	F FF 88 X SI 91 0-1 13 1B 2B		F FF 90 F CH 79 B CH 79 B CU 76 B FF 92 X CU 76 3-2 ① L9		X CU 77 0-0 21 1B 4 2B 1B	C SI 92 B CH 86 B SI 92 X SI 92 2-1 ③ G4-3		B SL 78 C SL 77 B FF 94 T FF 94 F FF 94 X FF 92 2-2 ③ P6		5	2	2	0	0	0	3
13 Matt Carpenter, L (1, 9) (8, 3) OBP: 0.382, SLG: 0.503	X FF 91 0-0 21 1B 2-H 1B		B SI 91 X FF 90 1-0 ② G6-3		C FF 89 1 SAFE 1 SAFE X CU 77 0-1 ① F8		X SI 92 0-0 ① G3-1			4	0	1	1	0	0	1
7 Matt Holliday, R (1, 7) OBP: 0.385, SLG: 0.527	F FF 92 S FF 90 B FF 90 B FF 91 S FF 90 2-3 ① K		X CU 78 0-0 1B		1 SAFE F FC 90 S FF 90 B FF 91 F FF 89 C FC 90 1-3 ② K		B SI 91 S CH 85 X SI 92 1-1 ② G4-3			4	0	1	0	0	2	2
21 Allen Craig, R (1, 3) OBP: 0.366, SLG: 0.574 41 Mitchell Boggs, R (8, 1) 33 Daniel Descalso, L (9, 4) OBP: 0.308, SLG: 0.327	B FF 89 X CU 77 1-0 23 G5-4-3 1-2 1B		B FF 92 F CH 80 X FF 91 1-1 ③ P6		B CH 80 B CU 78 C FF 90 F SI 92 B CU 77 X FC 90 3-2 23 BB 4 2B 1-3 1B		B CH 84 B CH 85 B SI 92 C SI 92 X SI 91 3-1 ③ L1-3			4 0 0	1 0 0	2 0 0	0 0 0	0 0 0	0 0 0	1 0 0
23 David Freese, R (1, 5) OBP: 0.368, SLG: 0.479	B CU 76 X CU 78 1-0 ②③ G5-4-3 1-2f			B CH 77 F SI 90 B FF 91 B CU 77 B FF 89 4-1 4 2B 43 2B BB	B SI 92 C CU 77 B CU 78 B CU 75 B SI 92 4-1 4 2B 1-2 BB			S SL 78 B FC 90 X SL 78 1-1 ① F8		2	1	0	0	2	0	2
4 Yadier Molina, R (1, 2) OBP: 0.367, SLG: 0.507		X SI 90 0-0 ① F8		C CU 76 X FF 88 0-1 43 2B 1-3 2B	X SI 91 0-0 1-3 2-H 3-H 2B			F FF 94 X FC 87 0-1 19 HBP 43 1B 1B		4	1	3	2	0	0	0
43 Shane Robinson, R (1, 8) (8, 9) OBP: 0.311, SLG: 0.346		B FF 88 B SI 91 F SI 91 X SI 91 2-1 ② G4-3		B CU 75 X FF 88 1-0 8 L1-6 2-H 3-H 2B	B SI 91 C SI 92 S SI 92 D SI 92 S SI 92 2-3 ③ K			B FC 88 C FC 87 1 SAFE B FF 92 C SL 79 B FF 94 X FC 88 3-2 19 HBP 1-2 1B		4	0	2	2	0	1	2
8 Ryan Jackson, R (1, 4) 3 Carlos Beltrán, S (8, PH) OBP: 0.347, SLG: 0.532 30 Jason Motte, R (9, 1)		C FF 90 B CU 78 B SI 92 C SI 92 F SI 93 B CU 78 B FC 90 4-2 BB		C SI 91 C CU 76 F CU 76 F SI 90 X FC 89 0-2 ①② L1-6 2-2		X SI 90 0-0 ① G5-3		C SL 78 S FF 93 S FF 94 0-3 ② K		2 1 0	0 0 0	0 0 0	0 0 0	1 0 0	0 1 0	1 2 0
31 Lance Lynn, S (1, 1) OBP: 0.114, SLG: 0.073 62 Barret Browning, L (5, 1) 64 Trevor Rosenthal, R (6, 1) 55 Skip Schumaker, L (6, PH) OBP: 0.387, SLG: 0.420 44 Edward Mujica, R (7, 1) 19 Jon Jay, L (8, 8) OBP: 0.388, SLG: 0.407		C FF 91 F CU 77 F FF 90 D CU 77 F FF 90 C FF 91 1-3 ③ K		C FF 89 S FF 89 B FF 90 C SI 91 1-3 ③ K		B SI 91 X SI 91 1-0 ② F8		F CH 86 H FF 93 1-1 1-2 2-3 HBP		2 0 0 1 0 0	0 0 0 0 0 0	0 0 0 0 0 0	0 0 0 0 0 0	2 0 0 0 0 0	1 0 0 0 0 0	
Inning Stats	R: 1 E: 0 K: 1 S: 8 H: 3 LOB: 1 BB: 0 P: 12	R: 0 E: 0 K: 1 S: 11 H: 0 LOB: 1 BB: 1 P: 18	R: 0 E: 0 K: 0 S: 7 H: 1 LOB: 1 BB: 0 P: 12	R: 2 E: 0 K: 1 S: 12 H: 2 LOB: 0 BB: 1 P: 18	R: 2 E: 0 K: 2 S: 15 H: 3 LOB: 2 BB: 1 P: 25	R: 0 E: 0 K: 0 S: 4 H: 0 LOB: 0 BB: 0 P: 7	R: 0 E: 0 K: 0 S: 5 H: 0 LOB: 0 BB: 0 P: 9	R: 0 E: 0 K: 1 S: 15 H: 2 LOB: 3 BB: 0 P: 22		1B: 7 2B: 5 3B: 0 HR: 0 SF: 0 SAC: 0 DP: 2 HBP: 1						

PITCHER		IP	WLS	BF	H	R	ER	SO	BB	IBB	HBP	BLK	WP	HR	S	P	ERA	WHIP
45 Erik Bedard, L ERA: 4.76	(1, 1)	4.2	L	24	9	5	5	4	3	0	0	0	0	0	50	80	9.64	2.571
48 Jared Hughes, R ERA: 2.59	(5, 1)	2.1		7	0	0	0	1	0	0	0	0	0	0	12	21	0.00	0.000
37 Juan Cruz, R ERA: 2.6	(8, 1)	1.0		6	2	0	0	1	0	0	1	0	0	0	15	22	0.00	2.000

PITCHER	IP	WLS	BF	H	R	ER	SO	BB	IBB	HBP	BLK	WP	HR	S	P	ERA	WHIP

BOTTOM

Pittsburgh Pirates @ St. Louis Cardinals

Busch Stadium, St. Louis, MO

Sat Aug 18 2012, 3:07 PM - 6:23 PM CDT

Att. 40,313 - Cloudy - 81 F

livebaseballscorecards.com

AB	33
R	5
H	11
RBI	5
BB	3
SO	6
LOB	15

WP: 0 PA: 37
PB: 0
SB: 0
CS: 0

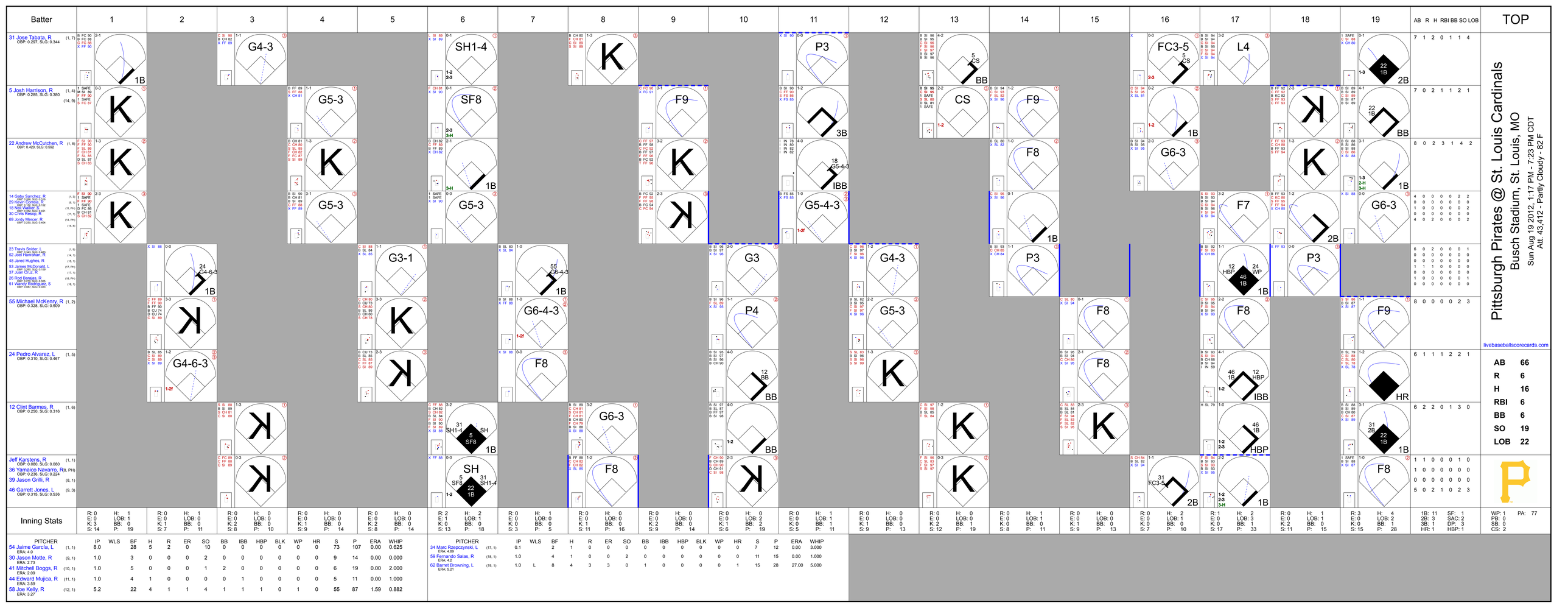

Pittsburgh Pirates @ St. Louis Cardinals

Busch Stadium, St. Louis, MO

Sun Aug 19 2012, 1:17 PM - 7:23 PM CDT

Att. 43,412 - Partly Cloudy - 82 F

livebaseballscorecards.com

Batter	1	2	3	4	5	6	7	8	9	10	11	12	13	14	15	16	17	18	19	AB	R	H	RBI	BB	SO	LOB
31 Jose Tabata, R (1, 7) OBP: 0.297, SLG: 0.344	1B		G4-3			SH1-4		K			P3		BB			FC3-5	L4		2B	7	1	2	0	1	1	4
5 Josh Harrison, R (1, 4) (14, 9) OBP: 0.285, SLG: 0.380	K		G5-3			SF8			F9		3B		CS	F9				K	BB	7	0	2	1	1	2	1
22 Andrew McCutchen, R (1, 8) OBP: 0.420, SLG: 0.592	K		K			1B			K		IBB			F8		G6-3		K	1B	8	0	2	3	1	4	2
14 Gaby Sanchez, R (1, 3) 29 Kevin Correia, R (9, 1) 18 Neil Walker, S (11, PH) 30 Chris Resop, R (11, 1) 69 Jordy Mercer, R (14, PH) (14, 4)	K		G5-3			G5-3			K		G5-4-3			1B			F7		G6-3	4	0	0	0	0	2	2
23 Travis Snider, L (1, 9) 52 Joel Hanrahan, R (14, 1) 48 Jared Hughes, R (15, 1) 53 James McDonald, L (17, PH) 37 Juan Cruz, R (17, 1) 26 Rod Barajas, R (18, PH) 51 Wandy Rodriguez, S (18, 1) OBP: 0.000, SLG: 0.000		1B			G3-1		1B			G3		G4-3		P3			1B		P3	6	0	2	0	0	0	1
55 Michael McKenny, R (1, 2) OBP: 0.328, SLG: 0.509		K			K		G6-4-3			P4		G5-3			F8		F8		F9	8	0	0	0	0	0	3
24 Pedro Alvarez, L (1, 5) OBP: 0.310, SLG: 0.467		G4-6-3			K		F8			BB		K			F8		IBB		HR	6	1	1	1	2	2	1
12 Clint Barmes, R (1, 6) OBP: 0.250, SLG: 0.316			K			SH1-4 SH 5 SF8 1B		G6-3		BB		K			K		HBP		1B	6	2	2	0	1	3	0
Jeff Karstens, R (1, 1) OBP: 0.080, SLG: 0.080 36 Yamaico Navarro, R (8, PH) OBP: 0.236, SLG: 0.224 39 Jason Grilli, R (8, 1) 46 Garrett Jones, L (9, 3) OBP: 0.315, SLG: 0.536			K			SH SF8 5 SH1-4 22 1B		F8		K			K			FC3-5			F8	1	1	0	0	0	1	0
Inning Stats	R: 0 E: 0 K: 3 S: 14	H: 1 LOB: 1 BB: 0 P: 19	R: 0 E: 0 K: 1 S: 7	H: 1 LOB: 0 BB: 0 P: 11	R: 0 E: 0 K: 2 S: 8	H: 0 LOB: 0 BB: 0 P: 10	R: 0 E: 0 K: 1 S: 9	H: 0 LOB: 0 BB: 0 P: 14	R: 0 E: 0 K: 2 S: 8	H: 0 LOB: 0 BB: 0 P: 14	R: 2 E: 1 K: 0 S: 13	H: 2 LOB: 1 BB: 0 P: 18	R: 0 E: 0 K: 0 S: 3	H: 1 LOB: 0 BB: 0 P: 5	R: 0 E: 0 K: 1 S: 11	H: 0 LOB: 0 BB: 0 P: 16	R: 0 E: 0 K: 2 S: 9	H: 0 LOB: 0 BB: 0 P: 14	R: 0 E: 0 K: 1 S: 6	H: 0 LOB: 2 BB: 2 P: 19	R: 0 E: 0 K: 0 S: 5	H: 1 LOB: 1 BB: 1 P: 11	R: 0 E: 0 K: 1 S: 9	H: 0 LOB: 0 BB: 0 P: 13	R: 0 E: 0 K: 2 S: 12	H: 0 LOB: 0 BB: 1 P: 19	R: 0 E: 0 K: 0 S: 8	H: 1 LOB: 1 BB: 0 P: 11	R: 0 E: 0 K: 1 S: 9	H: 0 LOB: 0 BB: 0 P: 13	R: 0 E: 0 K: 0 S: 7	H: 2 LOB: 1 BB: 0 P: 10	R: 1 E: 0 K: 0 S: 17	H: 2 LOB: 3 BB: 1 P: 33	R: 0 E: 0 K: 2 S: 11	H: 1 LOB: 1 BB: 0 P: 15	R: 3 E: 0 K: 0 S: 15	H: 4 LOB: 2 BB: 1 P: 28	1B: 11 2B: 3 3B: 1 HR: 1	SF: 1 SAC: 2 DP: 3 HBP: 1	WP: 1 PB: 0 SB: 0 CS: 2	PA: 77

PITCHER	IP	WLS	BF	H	R	ER	SO	BB	IBB	HBP	BLK	WP	HR	S	P	ERA	WHIP
54 Jaime Garcia, L (1, 1) ERA: 4.0	8.0		28	5	2	0	10	0	0	0	0	0	0	73	107	0.00	0.625
30 Jason Motte, R (9, 1) ERA: 2.73	1.0		3	0	0	0	2	0	0	0	0	0	0	9	14	0.00	0.000
41 Mitchell Boggs, R (10, 1) ERA: 2.09	1.0		5	0	0	0	1	2	0	0	0	0	0	6	19	0.00	2.000
44 Edward Mujica, R (11, 1) ERA: 3.59	1.0		4	1	0	0	0	0	1	0	0	0	0	5	11	0.00	1.000
58 Joe Kelly, R (12, 1) ERA: 3.27	5.2		22	4	1	1	4	1	1	1	0	1	0	55	87	1.59	0.882

PITCHER	IP	WLS	BF	H	R	ER	SO	BB	IBB	HBP	BLK	WP	HR	S	P	ERA	WHIP
34 Marc Rzepczynski, L (17, 1) ERA: 4.89	0.1		2	1	0	0	0	0	0	0	0	0	0	7	12	0.00	3.000
59 Fernando Salas, R (18, 1) ERA: 4.2	1.0		4	1	0	0	2	0	0	0	0	0	0	11	15	0.00	1.000
62 Barret Browning, L (19, 1) ERA: 5.21	1.0	L	8	4	3	3	0	1	0	0	0	0	1	15	28	27.00	5.000

AB	66
R	6
H	16
RBI	6
BB	6
SO	19
LOB	22

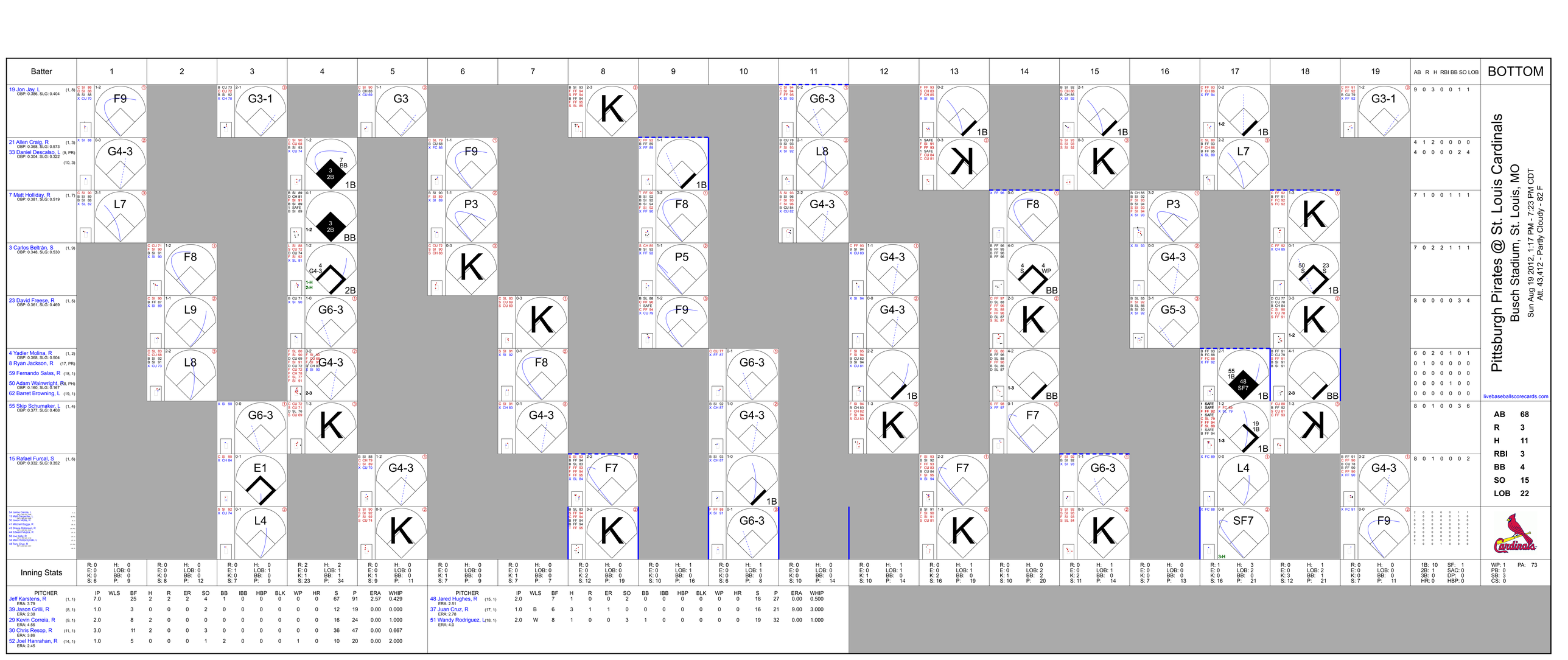

Pittsburgh Pirates @ St. Louis Cardinals

Busch Stadium, St. Louis, MO

Sun Aug 19 2012, 1:17 PM - 7:23 PM CDT
Att. 43,412 - Partly Cloudy - 82 F

livebaseballscorecards.com

Batter	1	2	3	4	5	6	7	8	9	10	11	12	13	14	15	16	17	18	19	AB	R	H	RBI	BB	SO	LOB
19 Jon Jay, L (1, 8) OBP: 0.366, SLG: 0.404	F9		G3-1		G3			K			G6-3		1B		1B		1B		G3-1	9	0	3	0	0	1	1
21 Allen Craig, R (1, 3) OBP: 0.368, SLG: 0.573	G4-3			7 BB 3 2B 1B		F9			1B		L8		K		K		L7			4	1	2	0	0	0	0
33 Daniel Descalso, L (9, PR) OBP: 0.304, SLG: 0.322 (10, 3)																				4	0	0	0	0	2	4
7 Matt Holliday, R (1, 7) OBP: 0.381, SLG: 0.519	L7			3 2B BB		P3			F8		G4-3			F8		P3		K		7	1	0	0	1	1	1
3 Carlos Beltrán, S (1, 9) OBP: 0.348, SLG: 0.530		F8		4 G4-3 2B		K			P5			G4-3		4 S 4 WP BB		G4-3		50 S 23 S 1B		7	0	2	2	1	1	1
23 David Freese, R (1, 5) OBP: 0.361, SLG: 0.469		L9		G6-3			K		F9			G4-3		K		G5-3		K		8	0	0	0	0	3	4
4 Yadier Molina, R (1, 2) OBP: 0.368, SLG: 0.504		L8		G4-3			F8			G6-3		1B		BB			55 1B 48 SF7 1B		BB	6	0	2	0	1	0	1
8 Ryan Jackson, R (17, PR)																				0	1	0	0	0	0	0
59 Fernando Salas, R (18, 1)																				0	0	0	0	0	0	0
50 Adam Wainwright, R (8, PH) OBP: 0.160, SLG: 0.167																				0	0	0	0	1	0	0
62 Barret Browning, L (19, 1)																				0	0	0	0	0	0	0
55 Skip Schumaker, L (1, 4) OBP: 0.377, SLG: 0.408			G6-3	K			G4-3			G4-3		K		F7			19 1B 1B	K		8	0	1	0	0	3	6
15 Rafael Furcal, S (1, 6) OBP: 0.332, SLG: 0.352			E1		G4-3			F7		1B			F7		G6-3		L4		G4-3	8	0	1	0	0	0	2
54 Jaime Garcia, L (1, 9)			L4		K			K		G6-3			K		K		SF7		F9	2	0	0	0	0	1	1
13 Matt Carpenter, L (8, 1)																				1	0	0	0	0	1	1
20 Jason Motte, R (9, 1)																				0	0	0	0	0	0	0
41 Michael Boggs, R (9, 1)																				1	0	0	0	0	0	1
43 Shane Robinson, R (10, 1)																				1	0	0	0	0	0	1
44 Edward Mujica, R (10, 1)																				2	0	0	0	0	0	2
58 Joe Kelly, R (10, 1)																				0	0	0	0	0	0	0
34 Marc Rzepczynski, L (10, 1)																				1	0	0	0	0	0	1
49 Tony Cruz, R (10, 1)																				1	0	0	0	0	0	1
52 Joel Hanrahan, R (10, 1)																				1	0	0	0	0	0	1
Inning Stats	R: 0 E: 0 K: 0 S: 6	H: 0 LOB: 0 BB: 0 P: 9	R: 0 E: 0 K: 0 S: 8	H: 0 LOB: 0 BB: 0 P: 12	R: 0 E: 1 K: 0 S: 7	H: 0 LOB: 1 BB: 0 P: 9	R: 2 E: 0 K: 1 S: 23	H: 2 LOB: 1 BB: 1 P: 34	R: 0 E: 0 K: 1 S: 9	H: 0 LOB: 0 BB: 0 P: 11	R: 0 E: 0 K: 1 S: 7	H: 0 LOB: 0 BB: 0 P: 9	R: 0 E: 0 K: 1 S: 7	H: 0 LOB: 0 BB: 0 P: 7	R: 0 E: 0 K: 2 S: 12	H: 0 LOB: 0 BB: 0 P: 19	R: 0 E: 0 K: 0 S: 10	H: 1 LOB: 1 BB: 0 P: 16	R: 0 E: 0 K: 0 S: 6	H: 1 LOB: 1 BB: 0 P: 8	R: 0 E: 0 K: 0 S: 10	H: 0 LOB: 0 BB: 0 P: 14	R: 0 E: 0 K: 1 S: 10	H: 1 LOB: 1 BB: 0 P: 14	R: 0 E: 0 K: 2 S: 16	H: 1 LOB: 1 BB: 0 P: 19	R: 0 E: 0 K: 1 S: 10	H: 0 LOB: 2 BB: 2 P: 20	R: 0 E: 0 K: 2 S: 11	H: 1 LOB: 1 BB: 0 P: 14	R: 0 E: 0 K: 0 S: 7	H: 0 LOB: 0 BB: 0 P: 13	R: 1 E: 0 K: 0 S: 16	H: 3 LOB: 2 BB: 0 P: 21	R: 0 E: 0 K: 3 S: 12	H: 1 LOB: 2 BB: 1 P: 21	R: 0 E: 0 K: 0 S: 7	H: 0 LOB: 0 BB: 0 P: 11	1B: 10 2B: 1 3B: 0 HR: 0	SF: 1 SAC: 0 DP: 0 HBP: 0	WP: 1 PB: 0 SB: 3 CS: 0	PA: 73

PITCHER	IP	WLS	BF	H	R	ER	SO	BB	IBB	HBP	BLK	WP	HR	S	P	ERA	WHIP
Jeff Karstens, R (1, 1) ERA: 3.79	7.0		25	2	2	2	4	1	0	0	0	0	0	67	91	2.57	0.429
39 Jason Grilli, R (8, 1) ERA: 2.38	1.0		3	0	0	0	2	0	0	0	0	0	0	12	19	0.00	0.000
29 Kevin Correia, R (9, 1) ERA: 4.56	2.0		8	2	0	0	0	0	0	0	0	0	0	16	24	0.00	1.000
30 Chris Resop, R (11, 1) ERA: 3.86	3.0		11	2	0	0	3	0	0	0	0	0	0	36	47	0.00	0.667
52 Joel Hanrahan, R (14, 1) ERA: 2.45	1.0		5	0	0	0	1	2	0	0	0	1	0	10	20	0.00	2.000

PITCHER	IP	WLS	BF	H	R	ER	SO	BB	IBB	HBP	BLK	WP	HR	S	P	ERA	WHIP
48 Jared Hughes, R (15, 1) ERA: 2.51	2.0		7	1	0	0	2	0	0	0	0	0	0	18	27	0.00	0.500
37 Juan Cruz, R (17, 1) ERA: 2.78	1.0	B	6	3	1	1	0	0	0	0	0	0	0	16	21	9.00	3.000
51 Wandy Rodriguez, L (18, 1) ERA: 4.0	2.0	W	8	1	0	0	3	1	0	0	0	0	0	19	32	0.00	1.000

AB	68
R	3
H	11
RBI	3
BB	4
SO	15
LOB	22

Batter	1	2	3	4	5	6	7	8	9	AB	R	H	RBI	BB	SO	LOB
31 Jose Tabata, R (1, 7) OBP: 0.302, SLG: 0.352	B FF 94 F FF 94 F SI 94 B CH 86 X FF 96 2-2 ① L8		D KC 79 X KC 80 1-0 2-3 1B		C KC 82 S CH 85 F KC 81 S FF 96 0-3 ② K		X CH 83 0-0 2B		C FF 94 X FF 94 0-1 22 DI 1B	5	0	3	0	0	1	0
23 Travis Snider, L (1, 9) OBP: 0.337, SLG: 0.462	T SI 94 B SI 95 F SI 94 B CH 86 S CH 85 2-3 ② K		C KC 79 B FF 94 S KC 80 B CH 86 F FF 95 D KC 82 S CH 86 3-3 ② K		C KC 79 B SI 95 S CH 85 S KC 82 1-3 ③ K		D KC 78 B KC 77 B CH 82 C FF 90 B SI 95 4-1 BB		C FF 94 B FF 94 F FF 92 S FF 94 1-3 ② K	4	0	0	0	1	4	3
22 Andrew McCutchen, R (1, 8) OBP: 0.418, SLG: 0.587	T SI 96 C KC 80 B FF 94 C CH 87 1-3 ③ K		X KC 81 0-0 ③ F8			S CH 81 B CH 85 X SI 93 1-1 46 G3 E5 18 1B 1B	B FF 90 B FF 91 C FF 91 S SL 84 B FF 93 S FF 93 3-3 ③ K		B FF 94 S FF 94 F FF 94 S FF 92 1-3 ③ K 1-2	5	1	1	0	0	3	5
46 Garrett Jones, L (1, 3) OBP: 0.311, SLG: 0.530		C SI 93 F KC 77 S KC 80 0-3 ① K		B FF 94 C CH 84 X KC 79 1-1 ① G1-3		B KC 78 B FF 93 S FF 92 X SI 94 2-1 ① G3 2-3		B SI 89 C SL 81 B SI 90 S SL 83 X SL 84 2-2 ① G1-3		4	0	0	0	0	1	1
18 Neil Walker, S (1, 4) OBP: 0.354, SLG: 0.450		X FF 95 0-0 ② G3-1		B CH 82 B FF 93 C FF 93 X CH 83 2-1 ② G3		B KC 78 X FF 93 1-0 24 G5-3 1B 3-H		B SI 90 B SI 89 B SL 82 C SL 82 F SL 83 F SL 82 B SL 82 4-2 24 1B BB		3	0	1	1	1	0	0
24 Pedro Alvarez, L (1, 5) OBP: 0.314, SLG: 0.467		C FF 94 B CH 85 B SI 95 B CH 86 S SI 94 B FF 94 4-2 BB		F FF 95 B FF 94 B CH 84 B FF 93 C FF 95 F KC 80 B CH 85 4-2 12 1B BB		X CH 83 0-0 ② G5-3 1-2		B SL 80 B SI 87 C SI 89 C CH 76 X SL 83 2-2 26 FC6-4 1-2 1B		2	0	1	0	2	0	1
12 Clint Barmes, R (1, 6) 60 Kyle McPherson, R (6, 1) 14 Gaby Sanchez, R (8, PH) OBP: 0.264, SLG: 0.314 61 Justin Wilson, L (8, 1)		B FF 94 C SI 94 C KC 79 B FF 94 F SI 95 S KC 79 2-3 ③ K		B SI 94 X FF 94 1-0 1-2 1B		B CH 83 S CH 84 F FF 94 S CH 84 1-3 ③ K		B SL 82 C SL 80 F SI 88 F SL 82 X SL 83 1-2 ② P2		3 0 1 0	0 0 0 0	1 0 0 0	0 0 0 0	2 0 0 0	2 0 2 0	2 0 2 0
26 Rod Barajas, R (1, 2) OBP: 0.270, SLG: 0.321			C SI 93 H KC 80 1-1 31 1B 29 SH3-4 HBP B KC 78 D KC 81 X FF 93 2-0 ③ L7				C CH 82 C KC 80 S CH 84 0-3 ① K	C SL 82 B SL 83 B SI 88 X SL 82 2-1 ③ FC6-4 1-2f		3	0	0	0	0	1	4
29 Kevin Correia, R (1, 1) OBP: 0.147, SLG: 0.147 44 Tony Watson, L (5, 1) 5 Josh Harrison, R (6, 6) OBP: 0.282, SLG: 0.376			X FF 93 0-0 ① SH3-4 1-2		B FF 92 C FF 93 B FF 94 F FF 92 C FF 95 2-3 ① K		C FF 92 X KC 78 0-1 ② G5-3		C FF 94 B FF 94 C FF 94 F SL 83 F FF 94 X SL 82 1-2 ① F9	1 0 2	0 0 0	0 0 0	0 0 0	0 0 0	1 0 0	0 0 0
Inning Stats	R: 0 E: 0 K: 2 S: 9 H: 0 LOB: 0 BB: 0 P: 14	R: 0 E: 0 K: 2 S: 10 H: 0 LOB: 1 BB: 1 P: 16	R: 0 E: 0 K: 1 S: 8 H: 1 LOB: 2 BB: 0 P: 13	R: 0 E: 0 K: 0 S: 9 H: 1 LOB: 2 BB: 1 P: 19	R: 0 E: 0 K: 3 S: 10 H: 0 LOB: 0 BB: 0 P: 13	R: 1 E: 1 K: 1 S: 9 H: 2 LOB: 1 BB: 0 P: 14	R: 0 E: 0 K: 2 S: 10 H: 1 LOB: 2 BB: 1 P: 17	R: 0 E: 0 K: 0 S: 15 H: 1 LOB: 2 BB: 1 P: 26	R: 0 E: 0 K: 2 S: 13 H: 1 LOB: 1 BB: 0 P: 16	1B: 6 2B: 1 3B: 0 HR: 0 SF: 0 SAC: 1 DP: 0 HBP: 1						WP: 0 PB: 0 SB: 0 CS: 0 PA: 39	

TOP

Pittsburgh Pirates @ San Diego Padres

Petco Park, San Diego, CA

Mon Aug 20 2012, 7:08 PM - 10:05 PM PDT

Att. 20,401 - Clear - 71 F

livebaseballscorecards.com

AB	33
R	1
H	7
RBI	1
BB	4
SO	13
LOB	18

PITCHER		IP	WLS	BF	H	R	ER	SO	BB	IBB	HBP	BLK	WP	HR	S	P	ERA	WHIP
37 Edinson Volquez, R ERA: 4.18	(1, 1)	6.2	W	29	5	1	1	10	3	0	1	0	0	0	62	100	1.35	1.200
58 Brad Brach, R ERA: 3.97	(7, 1)	0.1	H	1	0	0	0	1	0	0	0	0	0	0	3	6	0.00	0.000
57 Luke Gregerson, R ERA: 2.45	(8, 1)	1.0	H	5	1	0	0	0	1	0	0	0	0	0	15	26	0.00	2.000
55 Dale Thayer, R ERA: 3.56	(9, 1)	1.0	S	4	1	0	0	2	0	0	0	0	0	0	13	16	0.00	1.000

PITCHER	IP	WLS	BF	H	R	ER	SO	BB	IBB	HBP	BLK	WP	HR	S	P	ERA	WHIP

Batter	1	2	3	4	5	6	7	8	9	AB	R	H	RBI	BB	SO	LOB
2 Everth Cabrera, S (1, 6) OBP: 0.321, SLG: 0.340	F FF 90 C CU 77 X CU 78 0-2 25 1B 2B	C CH 86 B FC 91 F CH 87 B FC 90 X SL 89 2-2 25 1B 2-3 1B		X SI 92 0-0 G4-3 ②		B FF 94 X FF 93 1-0 1B		F FF 92 B FF 92 F FF 92 T FC 88 1-2 K ③		5	1	3	0	0	1	2
25 Will Venable, L (1, 9) OBP: 0.320, SLG: 0.417	B SI 90 X SI 90 1-0 7 G6-3 7 PB 12 G4-3 2-H 1B	B FC 89 X CH 85 1-0 1-3 3-H 1B		C CU 78 B CH 87 C SL 88 S CH 87 1-3 K ③		1 SAFE 1 SAFE C FF 93 S CU 77 F FF 95 1 SAFE B CU 77 S FF 95 1-3 K ③				4	1	2	2	0	2	1
7 Chase Headley, S (1, 5) OBP: 0.365, SLG: 0.462	1 SAFE B SI 90 S CH 87 F CU 77 B FF 87 F CH 86 B FC 92 X CH 86 3-2 G6-3 ① 1-3	X CH 85 0-0 G4-3 ③			C CU 77 B CH 88 F CH 87 X CH 87 1-2 23 F8 18 G5-3 1B		C CU 75 C FF 93 B CU 77 F FF 94 X CH 83 1-2 F8 ①			4	0	1	0	0	0	3
18 Carlos Quentin, R (1, 7) OBP: 0.381, SLG: 0.498	S SL 90 F SL 89 H FC 90 1-2 12 G4-3 HBP	X SI 90 0-0 5 F9 12 E 1B			F CH 86 B SL 86 T SL 88 F FF 91 B SL 86 B CU 75 F SL 86 X SL 86 3-2 G5-3 ① 1-2		F CU 76 F FF 94 B FF 96 X FF 95 1-2 F9 ②			3	0	1	0	0	0	1
12 Yasmani Grandal, S (1, 2) OBP: 0.337, SLG: 0.535	X CH 86 0-0 G4-3 ② 1-2 3-H	X CH 86 0-0 FC4 1-2			B SL 88 B CH 86 S CH 86 B SL 87 B SL 86 4-1 BB		B CH 83 B CH 83 X FF 94 2-0 G4-3 ③			3	0	0	1	1	0	2
23 Yonder Alonso, L (1, 3) OBP: 0.339, SLG: 0.390	X CH 87 0-0 G3-1 ③	T CH 86 S SL 88 B SL 86 B CH 86 B CH 86 S SL 87 3-3 K ①			X SL 82 0-0 F8 ② 2-3			C FF 92 C FF 92 B FC 90 B FC 86 C FF 91 2-3 K ①		4	0	0	0	0	2	5
5 Alexi Amarista, L (1, 4) OBP: 0.292, SLG: 0.409		C SL 88 X CH 86 0-1 L7 ①	F FC 90 X SL 89 0-1 F9 ② 2-3		F SI 94 S SI 94 B SI 95 S SI 94 1-3 K ③			S FF 92 F FF 92 B FF 94 F FC 88 B FF 93 B FF 94 T FF 93 3-2 K ②		4	0	0	0	0	2	4
24 Cameron Maybin, R (1, 8) OBP: 0.295, SLG: 0.324		F FC 90 B FC 91 C SI 92 B FC 90 B FC 90 X FC 89 3-2 2 1B 37 SH1-4 25 1B 1B	B SI 91 C SI 91 X SI 92 1-1 F8 ③			S FF 93 C CU 77 X FF 95 0-2 G6-3 ①		X FC 86 0-0 13 1B 1B		4	1	2	0	0	0	2
37 Edinson Volquez, R (1, 1) OBP: 0.089, SLG: 0.091 58 Brad Brach, R (7, 1) 57 Luke Gregerson, L (8, 1) 13 Chris Denorfia, R (8, PH) OBP: 0.347, SLG: 0.432 55 Dale Thayer, R (9, 1)		X SI 90 0-0 SH1-4 ② 1-2		C SI 91 S CU 76 X SL 88 0-2 G2-3 ①		C FF 94 C FF 95 B CU 78 S FF 95 1-3 K ②		B FF 92 X FF 92 1-0 1-2 1B		2 0 0 0 1 0	0 0 0 0 0 0	0 0 0 1 0 0	0 0 0 0 0 0	0 0 0 0 0 0	1 0 0 0 0 0	0 0 0 0 0 0
Inning Stats	R: 2 E: 0 K: 0 S: 12 H: 2 LOB: 1 BB: 0 P: 17	R: 1 E: 0 K: 0 S: 11 H: 3 LOB: 2 BB: 0 P: 17	R: 0 E: 1 K: 1 S: 9 H: 1 LOB: 2 BB: 0 P: 13	R: 0 E: 0 K: 1 S: 7 H: 0 LOB: 0 BB: 0 P: 8	R: 0 E: 0 K: 1 S: 13 H: 1 LOB: 2 BB: 1 P: 22	R: 0 E: 0 K: 2 S: 11 H: 1 LOB: 1 BB: 0 P: 14	R: 0 E: 0 K: 0 S: 8 H: 0 LOB: 0 BB: 0 P: 12	R: 0 E: 0 K: 3 S: 12 H: 2 LOB: 2 BB: 0 P: 19		1B: 9 2B: 1 3B: 0 HR: 0 SF: 0 SAC: 1 DP: 0 HBP: 1						

PITCHER	IP	WLS	BF	H	R	ER	SO	BB	IBB	HBP	BLK	WP	HR	S	P	ERA	WHIP
29 Kevin Correia, R (1, 1) ERA: 4.55	4.1	L	23	7	3	2	2	1	0	1	0	0	0	48	72	4.15	1.846
44 Tony Watson, L (5, 1) ERA: 4.12	0.2		2	0	0	0	1	0	0	0	0	0	0	4	5	0.00	0.000
60 Kyle McPherson, R (6, 1) ERA:	2.0		7	1	0	0	2	0	0	0	0	0	0	19	26	0.00	0.500
61 Justin Wilson, L (8, 1) ERA:	1.0		5	2	0	0	3	0	0	0	0	0	0	12	19	0.00	2.000

PITCHER	IP	WLS	BF	H	R	ER	SO	BB	IBB	HBP	BLK	WP	HR	S	P	ERA	WHIP

BOTTOM

Pittsburgh Pirates @ San Diego Padres

Petco Park, San Diego, CA

Mon Aug 20 2012, 7:08 PM - 10:05 PM PDT

Att. 20,401 - Clear - 71 F

livebaseballscorecards.com

AB	34
R	3
H	10
RBI	3
BB	1
SO	8
LOB	20

WP: 0 PB: 1 SB: 0 CS: 0

PA: 37

Batter	1	2	3	4	5	6	7	8	9	10	AB	R	H	RBI	BB	SO	LOB
31 Jose Tabata, R (1, 7) OBP: 0.303, SLG: 0.349	C SI 88 B SI 87 B SI 88 S SL 82 B SL 82 S SL 82 3-3 ① K		L SL 81 X SL 82 0-1 22 E 23 1B 1B		C SL 81 X SL 80 0-1 ② FC4-6 23 WP 1-2f	F SL 87 C SL 88 B FF 90 D SL 88 F SL 87 B FF 90 B SI 90 4-2 BB		C FF 89 B SL 82 S SL 82 X CU 78 1-2 ③ P3		1 SAFE B CU 72 F FF 90 B CU 72 X FF 90 2-1 ③ G1-3	5	1	1	0	1	1	2
23 Travis Snider, L (1, 9) OBP: 0.349, SLG: 0.464	X SI 89 0-0 22 FC6-4 1B		B CH 80 C CH 81 B SI 88 X CH 76 2-1 22 FC5-4 1-2 1B		B CH 79 B CH 78 H SL 84 3-0 1-2 HBP	X SL 88 0-0 ③ G3			B FF 93 C FF 92 F FF 93 X SL 82 1-2 ① L4		4	0	2	0	0	0	3
22 Andrew McCutchen, R (1, 8) OBP: 0.416, SLG: 0.583	C SL 82 X SI 88 0-1 ② FC6-4 18 S 1-2f		C SL 82 B SL 81 D SL 81 F SL 81 X SL 82 2-2 ② FC5-4 18 CS 1-2f 2-H		X SI 88 0-0 ③ L9		F FF 89 C SL 82 B SL 84 S FS 82 1-3 ① K		B FF 94 F FF 94 B SL 83 C SL 81 X FF 93 2-2 18 FC3-6 1B		5	0	1	0	0	1	4
18 Neil Walker, S (1, 4) OBP: 0.352, SLG: 0.450	C CH 80 D SL 83 F SL 82 S SL 81 1-3 ③ K 1-2		C SL 81 0-1 ③ CS 1-2	B SL 83 S SL 82 F SL 83 B SI 88 F SI 88 X SL 83 2-2 ① F7		C SL 82 C SI 89 F SL 82 X SL 81 0-2 ① F8	B FF 90 X SL 82 1-0 2B		S FF 92 B FF 92 F FF 92 F FF 94 F SL 82 B FF 93 F FF 92 F SL 83 F FF 94 2-2 X FF 82 1-2f ② FC3-6 46 HR		5	1	1	0	0	1	2
46 Garrett Jones, L (1, 3) OBP: 0.318, SLG: 0.550		B SI 87 B SI 88 B SI 87 C SI 88 B SI 88 4-1 24 L1-3 BB		B CH 79 B CH 78 X CH 77 2-0 12 2B 1B		S SL 80 X SL 81 0-1 HR	B FF 90 C FF 90 X FS 82 1-1 ② F7		D FF 93 B FF 92 X SI 93 2-0 1-H HR		4	2	3	3	1	0	1
24 Pedro Alvarez, L (1, 5) OBP: 0.315, SLG: 0.463		B SI 86 X SI 88 1-0 ① L1-3 1-2		S CH 80 S CH 79 F CH 78 S CH 80 0-3 ② K		B CH 78 B CH 80 B CH 79 B CH 78 4-0 12 1B 26 2B BB	I IN 76 I IN 76 I IN 77 I IN 77 4-0 IBB		S FF 92 B FF 93 C SL 81 C FF 92 1-3 ③ K		3	1	0	0	2	2	2
12 Clint Barmes, R (1, 6) OBP: 0.253, SLG: 0.320		C SI 87 X SL 80 0-1 ② P4		B SI 90 B SI 90 X SL 80 2-0 ③ 1-H 2B		T SI 89 X SI 88 0-1 26 2B 1-2 1B	C FF 91 S FF 92 F FF 93 S FF 92 0-3 ③ K			C FF 89 B FF 92 S CU 74 B CU 75 F FF 92 F CU 73 S CU 74 2-3 ① K	5	0	2	0	0	2	3
26 Rod Barajas, R (1, 2) OBP: 0.276, SLG: 0.328 5 Josh Harrison, R (10, PR) OBP: 0.282, SLG: 0.376 25 Daniel McCutchen, R (10, 1)		C SI 88 D SL 81 S SL 81 D SL 82 F SL 80 C SI 87 2-3 ③ K			B SI 89 B SI 87 B SI 88 C SI 88 B SI 88 4-1 31 FC4-6 BB	C FF 89 F SL 88 X SI 90 0-2 1-3 2-H 2B		C SL 81 X SL 82 0-1 ① P4		B FF 92 X FF 91 1-0 1B	4 0 0	0 0 0	2 0 0	1 0 0	1 0 0	1 0 0	1 0 0
34 A.J. Burnett, R (1, 1) OBP: 0.120, SLG: 0.064 44 Tony Watson, L (7, 1) 36 Yamaico Navarro, R (8, PH) OBP: 0.232, SLG: 0.220 32 Chad Qualls, R (8, 1) 39 Jason Grilli, R (9, 1) 55 Michael McKenry, R (10, PH) OBP: 0.326, SLG: 0.506 (10, 2)			B SI 88 C SI 87 S SI 86 X SI 87 1-2 ① G1-3		T SI 86 L SI 87 M SL 82 0-3 ① K	S SL 88 B SL 89 S FF 90 B FF 90 S SL 87 2-3 ② K		B SL 81 F SL 82 S SL 83 F SL 83 B SL 82 S CU 78 2-3 ② K		C FF 91 S CU 73 C CU 75 0-3 ② K	3 0 1 0 0 1	0 0 0 0 0 0	0 0 0 0 0 0	0 0 0 0 0 0	2 0 1 0 0 0	0 0 0 0 0 0	3 0 0 0 0 0
Inning Stats	R: 0 H: 1 E: 0 LOB: 1 K: 2 BB: 0 S: 9 P: 13	R: 0 H: 0 E: 0 LOB: 1 K: 1 BB: 1 S: 8 P: 15	R: 1 H: 2 E: 1 LOB: 0 K: 0 BB: 0 S: 11 P: 16	R: 0 H: 2 E: 0 LOB: 2 K: 1 BB: 0 S: 10 P: 16	R: 0 H: 0 E: 0 LOB: 2 K: 1 BB: 1 S: 7 P: 14	R: 2 H: 3 E: 0 LOB: 3 K: 1 BB: 2 S: 18 P: 28	R: 0 H: 1 E: 0 LOB: 2 K: 2 BB: 1 S: 10 P: 17	R: 0 H: 0 E: 0 LOB: 0 K: 1 BB: 0 S: 9 P: 12	R: 2 H: 2 E: 0 LOB: 0 K: 1 BB: 0 S: 18 P: 26	R: 0 H: 1 E: 0 LOB: 1 K: 2 BB: 0 S: 11 P: 16	1B: 7 2B: 3 3B: 0 HR: 2	SF: 0 SAC: 0 DP: 0 HBP: 1	WP: 1 PB: 0 SB: 1 CS: 1	PA: 47			

PITCHER		IP	WLS	BF	H	R	ER	SO	BB	IBB	HBP	BLK	WP	HR	S	P	ERA	WHIP
38 Jason Marquis, R ERA: 5.22	(1, 1)	5.1		25	7	3	2	5	3	0	1	0	1	1	53	86	3.38	1.875
50 Nick Vincent, R ERA: 3.6	(6, 1)	0.2		4	1	0	0	1	1	0	0	0	0	0	10	16	0.00	3.000
58 Brad Brach, R ERA: 3.88	(7, 1)	1.0		5	1	0	0	2	0	1	0	0	0	0	10	17	0.00	1.000
57 Luke Gregerson, R ERA: 2.41	(8, 1)	1.0	H	3	0	0	0	1	0	0	0	0	0	0	9	12	0.00	0.000
55 Dale Thayer, R ERA: 3.89	(9, 1)	1.0	B	5	2	2	2	1	0	0	0	0	0	1	18	26	18.00	2.000

PITCHER		IP	WLS	BF	H	R	ER	SO	BB	IBB	HBP	BLK	WP	HR	S	P	ERA	WHIP
39 Miles Mikolas, R ERA: 3.0	(10, 1)	1.0	W	4	1	0	0	2	0	0	0	0	0	0	11	16	0.00	1.000

TOP

Pittsburgh Pirates @ San Diego Padres

Petco Park, San Diego, CA

Tue Aug 21 2012, 7:09 PM - 10:54 PM PDT

Att. 21,882 - Clear - 71 F

livebaseballscorecards.com

AB	40
R	5
H	12
RBI	4
BB	5
SO	12
LOB	22

Batter	1	2	3	4	5	6	7	8	9	10	AB	R	H	RBI	BB	SO	LOB
2 Everth Cabrera, S (1, 6) OBP: 0.321, SLG: 0.339	C SI 92 X CH 87 0-1 25 1B 25 S 7 FC3-2-5-3 1B	1 SAFE P PO 85 C SI 91 1 SAFE F KC 81 S KC 82 1-3 ③ K		S KC 81 B SI 92 X SI 92 1-1 ③ G3		L SI 93 X SI 92 0-1 25 E 1-2 2-3 1B	F SI 94 C SI 93 S SL 85 0-3 ③ K 1-2		B FF 93 X FF 93 1-0 ③ F8		6	0	2	0	0	2	6
25 Will Venable, L (1, 9) OBP: 0.329, SLG: 0.429	C SI 93 C KC 81 X KC 80 0-2 7 FC3-2-5-3 18 2B 1-3 1B		B CH 86 X SI 91 1-0 7 1B 1B		C SI 91 S KC 81 X KC 80 0-2 23 BB 2B	B FF 91 X SI 92 1-0 E3 18 G5-4-3 1-2 2-3 3-H		B SI 92 B SI 91 X SI 91 2-0 7 G3-1 18 SF7 2B		B FF 92 S FF 90 F CH 84 B SL 82 B CH 82 B FF 92 4-2 7 S 7 HR BB	5	3	4	1	1	0	2
7 Chase Headley, S (1, 5) OBP: 0.365, SLG: 0.466	1 SAFE 1 SAFE X KC 82 0-0 ① FC3-2-5-3 18 2B 1-3 3-H		X CH 87 0-0 12 BB 1-3 1B		C KC 80 B KC 81 S KC 81 B FF 92 B KC 80 S KC 83 3-3 ① K	D KC 82 S KC 82 B KC 82 C SI 92 B KC 81 C KC 82 3-3 ① K		F SI 93 X SI 93 0-1 ① G3-1 2-3		1 SAFE 1 SAFE B CH 80 B FF 90 B FF 92 C FF 92 F CH 84 X CH 84 3-2 1-H HR	6	2	2	2	0	2	7
18 Carlos Quentin, R (1, 7) OBP: 0.378, SLG: 0.498	S FF 93 X SI 93 0-1 2-H 3-H 2B		B SI 91 F SI 92 1 SAFE X CH 86 1-1 ① P6		X SI 91 0-0 ② P4	X KC 82 0-0 ②③ G5-4-3 1-2f		S SL 86 B SL 86 X SL 88 1-1 ② SF7 3-H			4	0	1	3	0	0	6
12 Yasmani Grandal, S (1, 2) OBP: 0.340, SLG: 0.517	C SI 94 C KC 82 B KC 83 S KC 82 1-3 ② K		B FF 92 1 SAFE D KC 80 B FF 92 B FF 92 4-0 23 G4-6-3 1-2 BB		B CH 86 C CH 86 B KC 80 B SI 91 B SI 92 4-1 23 BB BB		C FF 91 F SI 91 C SI 91 0-3 ① K	B SI 93 B SI 92 F SI 93 B SI 92 X SI 92 3-1 ③ G1-3			3	0	0	0	2	2	1
23 Yonder Alonso, L (1, 3) OBP: 0.340, SLG: 0.387	C KC 82 C SI 92 F KC 83 B SI 93 F KC 83 S KC 83 1-3 ③ K		B CH 87 B SI 93 X FF 93 2-0 ②③ G4-6-3 1-2f		B SI 92 D KC 81 F FF 92 B FF 92 B SI 93 4-1 1-2 2-3 BB		B KC 77 C KC 79 B FF 91 B FF 92 B SI 91 4-1 5 2B 13 SF8 BB		B FF 92 X FF 92 1-0 ① F8		3	1	0	0	2	1	4
5 Alexi Amarista, L (1, 4) OBP: 0.290, SLG: 0.409		X SI 91 0-0 ① G4-3		C SI 91 C KC 80 X SI 91 0-2 ① G4-3	X KC 80 0-0 ③ G4-3		B SI 92 X KC 79 1-0 13 SF8 1-3 2B		B FF 92 B FF 92 S FF 92 F FF 92 F FF 93 F FF 93 S FF 92 2-3 ② K		5	0	1	0	0	1	3
24 Cameron Maybin, R (1, 8) OBP: 0.303, SLG: 0.331		F SI 91 B KC 82 X KC 81 1-1 1B		C FF 92 S KC 82 F FF 92 X KC 83 0-2 38 SH1-3 1B		X FF 91 0-0 2 1B 15 1B 25 E 1B	F SI 93 S SI 92 D KC 84 D KC 83 B SI 92 F KC 82 F SI 93 F FF 92 B CH 86 4-2 2 S BB		F FF 93 X FF 93 0-1 11 1B 1B		4	1	4	0	1	0	0
38 Jason Marquis, L (1, 1) OBP: 0.000, SLG: 0.000 50 Nick Vincent, R (8, 1) 15 Jesus Guzman, R (6, PH) 58 Brad Brach, R (7, 1) 14 Mark Kotsay, L (7, PH) OBP: 0.000, SLG: 0.000 13 Chris Denorfia, R (7, PH) OBP: 0.000, SLG: 0.000 57 Luke Gregerson, L (9, 1) 55 Dale Thayer, R (9, 1) 11 Logan Forsythe, R (4, PH) OBP: 0.000, SLG: 0.000 39 Miles Mikolas, R (10, 1)		M SI 92 1 SAFE L SI 92 L SI 92 0-3 ② K		L SI 92 1 SAFE L SI 91 X SI 92 0-2 ② SH1-3 1-2		C KC 79 1 SAFE C SI 90 X KC 82 0-2 25 E 2 1B 1-2 1B	X SI 93 0-0 ② SF8 2-3 3-H		D SL 83 X FF 92 1-0 1-3 1B		1 0 0 0 0 1 1 0 0 0 0 0 0 0 1 0 1 0 0 0 0 0 0 0 0 0 0 0 0 0 0 1 0 0 0 0 0 0 0 0 0 0 0 0 0 0 0 0 0 1 0 1 0 0 0 0 0 0 0 0 0 0 0						
Inning Stats	R: 2 H: 3 E: 0 LOB: 1 K: 2 BB: 0 S: 16 P: 18	R: 0 H: 1 E: 0 LOB: 1 K: 2 BB: 0 S: 10 P: 11	R: 0 H: 2 E: 0 LOB: 2 K: 0 BB: 1 S: 5 P: 13	R: 0 H: 1 E: 0 LOB: 1 K: 0 BB: 0 S: 12 P: 13	R: 0 H: 1 E: 0 LOB: 3 K: 1 BB: 2 S: 10 P: 21	R: 1 H: 3 E: 1 LOB: 2 K: 1 BB: 0 S: 11 P: 15	R: 1 H: 1 E: 0 LOB: 2 K: 2 BB: 2 S: 14 P: 23	R: 1 H: 1 E: 0 LOB: 0 K: 0 BB: 0 S: 7 P: 13	R: 0 H: 2 E: 0 LOB: 2 K: 1 BB: 0 S: 10 P: 15	R: 2 H: 1 E: 0 LOB: 0 K: 0 BB: 1 S: 5 P: 12	1B: 11 SF: 2 2B: 4 SAC: 1 3B: 0 DP: 2 HR: 1 HBP: 0						

PITCHER		IP	WLS	BF	H	R	ER	SO	BB	IBB	HBP	BLK	WP	HR	S	P	ERA	WHIP
34 A.J. Burnett, R ERA: 3.63	(1, 1)	6.1		35	12	4	4	7	5	0	0	0	0	0	74	110	5.68	2.684
44 Tony Watson, L ERA: 4.05	(7, 1)	0.2		2	0	0	0	1	0	0	0	0	0	0	4	4	0.00	0.000
32 Chad Qualls, R ERA: 5.36	(8, 1)	1.0		4	1	1	1	0	0	0	0	0	0	0	7	13	9.00	1.000
39 Jason Grilli, R ERA: 2.33	(9, 1)	1.0		5	2	0	0	1	0	0	0	0	0	0	10	15	0.00	2.000
25 Daniel McCutchen, R ERA:	(10, 1)	0.0	L	2	1	2	2	0	1	0	0	0	0	1	5	12	∞	∞

PITCHER	IP	WLS	BF	H	R	ER	SO	BB	IBB	HBP	BLK	WP	HR	S	P	ERA	WHIP

BOTTOM

Pittsburgh Pirates @ San Diego Padres

Petco Park, San Diego, CA

Tue Aug 21 2012, 7:09 PM - 10:54 PM PDT

Att. 21,882 - Clear - 71 F

livebaseballscorecards.com

AB	39
R	7
H	16
RBI	7
BB	6
SO	9
LOB	30

WP: 0 PA: 48
PB: 0
SB: 3
CS: 0

Pittsburgh Pirates @ San Diego Padres

Petco Park, San Diego, CA

Wed Aug 22 2012, 3:37 PM - 6:04 PM PDT

Att. 20,311 - Partly Cloudy - 74 F

TOP

livebaseballscorecards.com

Batter	1	2	3	4	5	6	7	8	9	AB	R	H	RBI	BB	SO	LOB
31 Jose Tabata, R (1, 7) OBP: 0.299, SLG: 0.344	C SI 86 B SI 88 X CH 82 1-1 G5-3		B CH 83 X SI 88 1-0 G6-3		C CH 82 X SI 88 0-1 FC6 1-2f			C SL 82 S SL 82 X SL 82 0-2 G6-3		4	0	0	0	0	0	1
18 Neil Walker, S (1, 4) OBP: 0.349, SLG: 0.446	B SI 88 X CH 81 1-0 G5-3			B CH 81 C SI 87 X SL 80 1-1 G6-3		B CU 70 F SI 87 F SI 87 B SI 88 F CH 82 X CH 83 2-2 G6-3		B SL 81 B SI 89 S SL 82 C SL 82 X SL 82 2-2 F9		4	0	0	0	0	0	0
22 Andrew McCutchen, R (1, 8) OBP: 0.414, SLG: 0.580	F SI 87 B SI 88 C CH 82 S CH 83 1-3 K			B SI 88 C CH 82 F SI 89 X CH 83 1-2 46 BB 24 1B 1B		C SI 88 X SI 88 0-1 G6-3		S SL 83 B FF 89 B SI 88 X CU 76 2-1 P4		4	1	1	0	0	1	0
46 Garrett Jones, L (1, 9) OBP: 0.320, SLG: 0.551		B CU 72 C SI 87 X SL 79 1-1 14 G6-3 2B		B SI 88 C SI 88 1 SAFE B SI 89 B SI 88 B SI 88 4-1 24 1B 1-2 BB		C SL 80 X CH 82 0-1 G4-3			C SL 85 X SL 84 0-1 G4-3	3	0	1	0	1	0	0
14 Gaby Sanchez, R (1, 3) OBP: 0.264, SLG: 0.326		C SI 89 X CH 83 0-1 G6-3 2-3		X CH 82 0-0 F8			X SI 85 0-0 HR		C SL 84 B SI 90 X SL 84 1-1 F7	4	1	1	1	0	0	3
24 Pedro Alvarez, L (1, 5) OBP: 0.319, SLG: 0.463		B CU 72 C SI 89 B SI 90 B CH 84 B CH 83 4-1 55 G6-4-3 BB		B CH 82 X SL 79 1-0 1-3 2-H 1B			B CU 70 F CH 80 B SI 87 B SI 88 C SI 87 B SI 88 4-2 BB		B SL 86 B SI 91 C SI 90 S SL 85 B CU 76 C CU 77 3-3 K	2	0	1	1	2	1	0
55 Michael McKenry, R (1, 2) OBP: 0.321, SLG: 0.497		X SI 88 0-0 G6-4-3 1-2f			B SI 86 C CH 80 X CH 81 1-1 F7		C FF 89 C FF 90 X FF 91 0-2 F9			3	0	0	0	0	0	3
12 Clint Barmes, R (1, 6) OBP: 0.251, SLG: 0.318			C SI 88 B CH 82 S CH 82 B CH 83 B SI 88 X CH 81 3-2 F7		C CH 82 B SI 88 B CH 82 B SI 88 C SI 87 F SI 88 X SI 88 3-2 F8		C FF 90 D SL 83 S FF 89 S FF 89 1-3 K			3	0	0	0	0	1	1
53 James McDonald, L (1, 1) OBP: 0.269, SLG: 0.156 48 Jared Hughes, R (6, 1) 23 Travis Snider, L (7, PH) OBP: 0.345, SLG: 0.459 30 Chris Resop, R (7, 1)			B SI 88 B SI 86 C SI 86 C SI 87 C SI 88 2-3 K		B SI 88 B SI 87 C SI 87 B SI 87 B SI 86 4-1 31 FC6 BB		C FF 90 X FS 83 0-1 L7			1 0 1 0	0 0 0 0	0 0 0 0	0 0 0 0	1 0 0 0	1 0 0 0	0 0 1 0
Inning Stats	R: 0 E: 0 K: 1 S: 6 H: 0 LOB: 0 BB: 0 P: 9	R: 0 E: 0 K: 0 S: 6 H: 1 LOB: 1 BB: 1 P: 11	R: 0 E: 0 K: 1 S: 7 H: 0 LOB: 0 BB: 0 P: 13	R: 1 E: 0 K: 0 S: 8 H: 2 LOB: 2 BB: 1 P: 15	R: 0 E: 0 K: 0 S: 9 H: 0 LOB: 1 BB: 1 P: 17	R: 0 E: 0 K: 0 S: 8 H: 0 LOB: 0 BB: 0 P: 10	R: 1 E: 0 K: 1 S: 11 H: 1 LOB: 1 BB: 1 P: 16	R: 0 E: 0 K: 0 S: 8 H: 0 LOB: 0 BB: 0 P: 12	R: 0 E: 0 K: 1 S: 7 H: 0 LOB: 0 BB: 0 P: 11	1B: 2 2B: 1 3B: 0 HR: 1	SF: 0 SAC: 0 DP: 1 HBP: 0			WP: 0 PB: 0 SB: 0 CS: 0		PA: 33	

	AB	29
	R	2
	H	4
	RBI	2
	BB	4
	SO	4
	LOB	9

PITCHER		IP	WLS	BF	H	R	ER	SO	BB	IBB	HBP	BLK	WP	HR	S	P	ERA	WHIP
41 Andrew Werner, L ERA: 3.0	(1, 1)	6.0	W	24	4	2	2	2	4	0	0	0	0	1	47	82	3.00	1.333
58 Brad Brach, R ERA: 3.81	(7, 1)	1.0	H	3	0	0	0	1	0	0	0	0	0	0	8	9	0.00	0.000
57 Luke Gregerson, R ERA: 2.37	(8, 1)	1.0	H	3	0	0	0	0	0	0	0	0	0	0	8	12	0.00	0.000
40 Tommy Layne, L ERA:	(9, 1)	1.0	S	3	0	0	0	1	0	0	0	0	0	0	7	11	0.00	0.000

PITCHER		IP	WLS	BF	H	R	ER	SO	BB	IBB	HBP	BLK	WP	HR	S	P	ERA	WHIP

Batter	1	2	3	4	5	6	7	8	9	AB	R	H	RBI	BB	SO	LOB
2 Everth Cabrera, S (1, 6) OBP: 0.324, SLG: 0.339	B FF 91 B FF 92 C FF 92 B FF 92 B FF 92 4-1 7 BB 25 S 18 2B BB		X FF 91 0-0 7 S 1B	C CU 76 B CU 77 B FF 91 C FF 92 F CU 78 X CU 77 2-2 ③ G4-3		D SI 92 X SI 91 1-0 ③ G4-3				3	1	1	0	1	0	3
25 Will Venable, L (1, 9) OBP: 0.331, SLG: 0.431	1 SAFE 1 SAFE C FF 91 1 SAFE B SI 92 C CU 75 F FF 93 F CU 79 1 SAFE 4-2 F SL 78 P PO 83 1 SAFE B FF 92 B FF 93 7 BB 18 2B 1-2 BB		C CU 74 F FF 91 B FF 91 F CU 76 X SL 79 1-2 ① P6		B FF 90 X CH 82 1-0 18 1B 2B		B CU 78 C FF 93 S FF 93 F FF 94 F FF 94 S CU 82 1-3 ① K2-3			3	2	1	0	1	1	1
7 Chase Headley, S (1, 5) OBP: 0.366, SLG: 0.464	C CU 74 D SL 80 B FF 92 S SL 78 F FF 92 F SL 80 B CU 77 F FF 92 B FF 92 4-2 18 2B 14 SF8 1-2 2-3 BB		B FF 91 B SL 77 B FF 91 C FF 90 B SL 77 4-1 1-2 BB		X SL 79 0-0 ① F7		B SI 93 B CU 79 X FF 93 2-0 ② F7			2	1	0	0	2	0	1
18 Carlos Quentin, R (1, 7) OBP: 0.380, SLG: 0.502	B FF 92 X FF 92 1-0 11 CS 1-3 2-H 3-H 2B		B SL 77 C SL 79 C CU 76 X SL 79 1-2 ② F7		X FF 91 0-0 2-H 1B		C CU 81 X FF 94 0-1 ③ G6-3			4	0	2	3	0	0	2
14 Mark Kotsay, L (1, 3) OBP: 0.319, SLG: 0.349 40 Tommy Layne, L (9, 1)	F SL 79 C FF 93 X CU 77 0-2 ① SF8 3-H		X FF 91 0-0 ③ P2		B CU 73 C CU 74 X FF 90 1-1 ② F9			B FF 93 B FF 93 X FF 93 2-0 ① F7		3 0	0 0	0 0	1 0	0 0	0 0	3 0
11 Logan Forsythe, R (1, 4) OBP: 0.344, SLG: 0.364	C FF 92 X SL 81 0-1 ② ③ G5-3 2-3			B FF 91 B FF 91 C SI 91 C FF 92 F FF 92 B SL 79 B FF 91 4-2 41 S 24 1B BB	C SI 90 F CU 76 F SL 78 X CU 76 0-2 ③ F8			X FF 94 0-0 ② G6-3		3	0	0	0	1	0	2
24 Cameron Maybin, R (1, 8) OBP: 0.303, SLG: 0.330		X FF 90 0-0 ① G4-3		X SL 78 0-0 41 S 1-2 1B		F SI 91 B SI 92 F SI 92 X SL 84 1-2 ① P4		X FF 94 0-0 ③ G6-3		4	0	1	0	0	0	0
21 John Baker, L (1, 2) OBP: 0.311, SLG: 0.283		B FF 93 B FF 90 F FF 90 F SI 92 B CU 76 X FF 92 3-2 E4 41 B5-6-4		B CU 74 C FF 90 C CU 75 B CU 75 C FF 91 2-3 ① K		S SI 92 B SI 92 B SI 92 B SI 91 S SI 91 F SI 91 B SI 91 4-2 41 FC2-6 BB				2	0	0	0	1	1	2
41 Andrew Werner, L (1, 1) 58 Brad Brach, R (7, 1) 57 Luke Gregerson, L (8, 1) 23 Yonder Alonso, L (9, 3) OBP: 0.340, SLG: 0.387		M FF 90 X FF 90 0-1 ② ③ B5-6-4 1-2f		L FF 89 B FF 92 2 SAFE L FF 91 B CU 74 B FF 92 F FF 91 C FF 92 3-3 ② K 1-2 2-3		X SI 91 0-0 ② FC2-6 1-2f				3 0 0 0	0 0 0 0	0 0 0 0	0 0 0 0	1 0 0 0	4 0 0 0
Inning Stats	R: 3 H: 1 E: 0 LOB: 0 K: 0 BB: 3 S: 18 P: 30	R: 0 H: 0 E: 1 LOB: 0 K: 0 BB: 0 S: 6 P: 9	R: 0 H: 1 E: 0 LOB: 2 K: 0 BB: 1 S: 10 P: 16	R: 0 H: 1 E: 0 LOB: 2 K: 2 BB: 1 S: 15 P: 26	R: 1 H: 2 E: 0 LOB: 1 K: 0 BB: 0 S: 9 P: 11	R: 0 H: 0 E: 0 LOB: 1 K: 1 BB: 1 S: 8 P: 14	R: 0 H: 0 E: 0 LOB: 0 K: 1 BB: 0 S: 8 P: 11	R: 0 H: 0 E: 0 LOB: 0 K: 0 BB: 0 S: 3 P: 5		1B: 3 SF: 1 2B: 2 SAC: 0 3B: 0 DP: 1 HR: 0 HBP: 0						

PITCHER		IP	WLS	BF	H	R	ER	SO	BB	IBB	HBP	BLK	WP	HR	S	P	ERA	WHIP
53 James McDonald, R ERA: 3.73	(1, 1)	5.0	L	24	5	4	4	2	5	0	0	0	0	0	58	92	7.20	2.000
48 Jared Hughes, R ERA: 2.47	(6, 1)	1.0		4	0	0	0	0	1	0	0	0	0	0	8	14	0.00	1.000
30 Chris Resop, R ERA: 3.73	(7, 1)	2.0		6	0	0	0	1	0	0	0	0	0	0	11	16	0.00	0.000

PITCHER	IP	WLS	BF	H	R	ER	SO	BB	IBB	HBP	BLK	WP	HR	S	P	ERA	WHIP

BOTTOM

Pittsburgh Pirates @ San Diego Padres

Petco Park, San Diego, CA

Wed Aug 22 2012, 3:37 PM - 6:04 PM PDT

Att. 20,311 - Partly Cloudy - 74 F

livebaseballscorecards.com

AB	27
R	4
H	5
RBI	4
BB	6
SO	3
LOB	18

Milwaukee Brewers @ Pittsburgh Pirates

PNC Park, Pittsburgh, PA

Fri Aug 24 2012, 7:07 PM - 10:22 PM EDT

Att. 37,197 - Partly Cloudy - 85 F

TOP

livebaseballscorecards.com

Batter	1	2	3	4	5	6	7	8	9	AB	R	H	RBI	BB	SO	LOB
7 Norichika Aoki, L (1, 9) OBP: 0.349, SLG: 0.404	F7	G1-2-3 3-Hf			2B 23 S		FC3-6 8 BB 23 HBP 16 2B 1-2f		G1-3	5	1	1	0	0	0	4
23 Rickie Weeks Jr., R (1, 4) OBP: 0.322, SLG: 0.372	8 G6-4-3 BB		P6		G5-3 2-3		HBP 8 BB 16 2B 1-2		F7	3	1	0	0	1	0	1
8 Ryan Braun, R (1, 7) OBP: 0.386, SLG: 0.600	G6-4-3 1-2f		BB		IBB 16 FC5-4		BB 16 2B 1-2 2-3		L6	2	1	0	0	3	0	1
16 Aramis Ramirez, R (1, 5) OBP: 0.353, SLG: 0.507		1B 1 E	L9		FC5-4 1-2f		2B 1 1B 1-H 2-H 3-H			4	2	2	3	0	0	3
1 Corey Hart, R (1, 3) OBP: 0.332, SLG: 0.504		E6 20 1B 1-H 2B	L8			1B 20 G5-4-3	1B 2-H			4	1	3	2	0	0	1
20 Jonathan Lucroy, R (1, 2) OBP: 0.372, SLG: 0.544		1B 9 BB 27 E 7 G1-2-3 3-H	K			G5-4-3 1-2f	G6-3			4	0	1	1	0	1	2
27 Carlos Gómez, R (1, 8) OBP: 0.299, SLG: 0.451		FC6 9 BB 1-2	F9			G5-3		L8		4	0	0	0	0	0	1
9 Jean Segura, R (1, 6) OBP: 0.228, SLG: 0.189		BB 1-2 2-3	G6-3				F8	G6-3		3	0	0	0	1	0	0
64 Mike Fiers, R (1, 1) OBP: 0.043, SLG: 0.043 51 Jim Henderson, L (7, 1) 45 Travis Ishikawa, L (8, PH) OBP: 0.316, SLG: 0.437 57 Francisco Rodriguez, R (8, 1) 59 John Axford, R (9, 1) 50 Kameron Loe, R (9, 1)		K	K				1B 7 FC3-6		F7	3 0 1 0 0 0	0 0 0 0 0 0	1 0 0 0 0 0	0 0 0 0 0 0	0 0 0 0 0 0	2 0 0 0 0 0	3 0 0 0 0 0
Inning Stats	R: 0 E: 0 K: 0 S: 7 H: 0 LOB: 0 BB: 1 P: 11	R: 2 E: 2 K: 1 S: 16 H: 3 LOB: 2 BB: 1 P: 22	R: 0 E: 0 K: 0 S: 10 H: 0 LOB: 1 BB: 1 P: 16	R: 0 E: 0 K: 1 S: 6 H: 0 LOB: 0 BB: 0 P: 9	R: 0 E: 0 K: 1 S: 10 H: 1 LOB: 2 BB: 1 P: 21	R: 0 E: 0 K: 0 S: 10 H: 1 LOB: 0 BB: 0 P: 14	R: 4 E: 0 K: 0 S: 15 H: 3 LOB: 1 BB: 1 P: 24	R: 0 E: 0 K: 0 S: 9 H: 0 LOB: 0 BB: 0 P: 11	R: 0 E: 0 K: 0 S: 6 H: 0 LOB: 0 BB: 0 P: 10	1B: 5 2B: 3 3B: 0 HR: 0 SF: 0 SAC: 0 DP: 3 HBP: 1						

	AB	33
	R	6
	H	8
	RBI	6
	BB	5
	SO	3
	LOB	16

WP: 0 PA: 39
PB: 0
SB: 1
CS: 0

PITCHER		IP	WLS	BF	H	R	ER	SO	BB	IBB	HBP	BLK	WP	HR	S	P	ERA	WHIP
51 Wandy Rodriguez, L ERA: 4.01	(1, 1)	6.2	L	28	6	3	3	3	3	1	0	0	0	0	65	100	4.05	1.350
48 Jared Hughes, R ERA: 2.89	(7, 1)	0.1		5	2	3	3	0	1	0	1	0	0	0	9	17	81.00	9.000
32 Chad Qualls, R ERA: 5.24	(8, 1)	1.0		3	0	0	0	0	0	0	0	0	0	0	9	11	0.00	0.000
52 Joel Hanrahan, R ERA: 2.4	(9, 1)	1.0		3	0	0	0	0	0	0	0	0	0	0	6	10	0.00	0.000

PITCHER	IP	WLS	BF	H	R	ER	SO	BB	IBB	HBP	BLK	WP	HR	S	P	ERA	WHIP

BOTTOM

Milwaukee Brewers @ Pittsburgh Pirates

PNC Park, Pittsburgh, PA

Fri Aug 24 2012, 7:07 PM - 10:22 PM EDT
Att. 37,197 - Partly Cloudy - 85 F

livebaseballscorecards.com

Batter	1	2	3	4	5	6	7	8	9	AB	R	H	RBI	BB	SO	LOB
31 Jose Tabata, R (1, 7) OBP: 0.301, SLG: 0.344	C FF 86 F FF 87 B FC 82 F FF 86 F FF 89 B FF 88 B FC 84 X FF 87 3-2 ① G5-3			C FC 85 B CU 71 X FF 87 1-1 23 2B 22 1B 1B		C FC 84 B CU 71 B FC 84 F FF 87 B CU 70 F FF 88 B FF 87 4-2 23 CS BB		B FF 92 B FF 92 C FF 91 X FF 91 2-1 ② L8		3	1	1	0	1	0	0
23 Travis Snider, L (1, 9) OBP: 0.351, SLG: 0.465	X FF 88 0-0 ② G3-1			B CH 82 1 SAFE F FF 86 B CH 82 1 SAFE S FC 84 B CU 71 X CH 81 3-2 22 1B 1-3 2B		1 SAFE S FF 87 B FF 87 S FC 85 B FF 89 B FC 85 B FF 87 4-2 ① 1-2 BB		B CU 74 C CU 75 B CH 79 B FF 92 X FF 90 3-1 ③ F8		3	1	1	0	1	0	0
22 Andrew McCutchen, R (1, 8) OBP: 0.415, SLG: 0.579	B FC 85 X FF 87 1-0 ③ G6-3			S FC 85 B FF 87 D FF 88 X FC 85 2-1 18 G1-6-3 2-H 3-H 1B		B FF 88 F FF 86 C FF 88 S CU 73 1-3 ② K			S FF 97 B FF 97 C SL 84 B SL 84 B FF 97 F FF 97 B FF 97 4-2 46 BB 18 1B BB	3	1	1	2	1	1	1
46 Garrett Jones, L (1, 3) OBP: 0.319, SLG: 0.546		B CU 68 B FF 87 C FF 85 X CH 81 2-1 ① F7		1 SAFE C FF 88 F CH 84 B FF 89 S FF 88 1-3 ① K		C FF 87 F FF 88 F FF 89 D CU 71 S FF 88 1-3 ③ K			B FF 94 B FF 94 B FF 94 C FF 94 B FF 94 4-1 18 1B 1-2 55 1B BB	3	1	0	0	1	2	2
18 Neil Walker, S (1, 4) OBP: 0.348, SLG: 0.444		C FF 87 F FC 85 X CU 70 0-2 ② F8		1 SAFE C CU 71 F FF 88 X CH 82 0-2 ② ③ G1-6-3 1-2f			C CU 69 B FC 84 F FF 88 F FC 84 F FF 88 C CU 70 1-3 ① K		B FF 93 B SL 83 F FF 94 X FF 93 2-1 55 1B 1-2 2-H 1B	4	0	1	1	0	1	1
24 Pedro Alvarez, L (1, 5) OBP: 0.316, SLG: 0.459		B CH 80 B FC 84 X CH 82 2-0 ③ G4-3			C CU 71 B FF 88 F CH 81 C FF 89 1-3 ① K		B CU 70 C CH 81 B FF 88 S CH 78 B CU 69 F CH 80 C FF 87 3-3 ② K		B CU 79 B FF 94 S FF 94 S FF 96 B FF 97 S FF 96 3-3 ① K	4	0	0	0	0	3	2
26 Rod Barajas, R (1, 2) OBP: 0.280, SLG: 0.344 19 Jeff Clement, L (9, PH)			C FF 87 B FC 84 S FC 84 S CU 72 1-3 ① K		C CU 69 B FF 88 S FC 82 F CU 71 X FF 88 1-2 1B		B CU 71 C CU 69 B FC 83 X FC 84 2-1 HR		S FF 97 B FF 97 F FF 97 D CU 80 S FF 96 2-3 ② K	3 1	1 0	2 0	1 0	0 0	1 1	0 2
12 Clint Barmes, R (1, 6) OBP: 0.249, SLG: 0.315 55 Michael McKenry, R (9, PH) OBP: 0.325, SLG: 0.500			B FF 87 B FF 86 C FF 86 F FF 86 C FF 88 2-3 ② K		B CU 70 1 SAFE F FF 87 X FC 83 1-1 ② F7		B FF 94 S FF 94 X FF 95 1-1 ③ G5-3		B FF 97 F FF 95 C FF 96 F FF 97 D CU 81 F CU 80 F FF 96 X FF 96 2-2 1-2 2-H 1B	3 1	0 0	0 1	0 1	0 0	1 0	1 0
51 Wandy Rodriguez, S (1, 1) OBP: 0.083, SLG: 0.022 48 Jared Hughes, R (7, 1) 32 Chad Qualls, R (8, 1) 5 Josh Harrison, R (8, PH) OBP: 0.280, SLG: 0.374 52 Joel Hanrahan, R (9, 1) 14 Gaby Sanchez, R (9, PH) OBP: 0.263, SLG: 0.325			B FF 87 C FF 87 F FF 87 S CU 71 1-3 ③ K		F FF 86 C FF 86 C FF 87 0-3 ③ K			X FF 92 0-0 ① P3	B SL 79 F SI 90 F SI 90 B SI 91 S SL 80 2-3 ③ K	2 0 0 1 0 1	0 0 0 0 0 0	0 0 0 0 0 2	0 0 0 0 0 1	0 0 0 0 0 1	2 0 0 0 0 2	1 0 0 0 0 2
Inning Stats	R: 0 E: 0 K: 0 S: 7 H: 0 LOB: 0 BB: 0 P: 11	R: 0 E: 0 K: 0 S: 6 H: 0 LOB: 0 BB: 0 P: 10	R: 0 E: 0 K: 3 S: 9 H: 0 LOB: 0 BB: 0 P: 13	R: 2 E: 0 K: 1 S: 13 H: 3 LOB: 0 BB: 0 P: 20	R: 0 E: 0 K: 2 S: 12 H: 1 LOB: 1 BB: 0 P: 15	R: 0 E: 0 K: 2 S: 12 H: 0 LOB: 1 BB: 2 P: 22	R: 1 E: 0 K: 2 S: 13 H: 1 LOB: 0 BB: 0 P: 20	R: 0 E: 0 K: 0 S: 5 H: 0 LOB: 0 BB: 0 P: 10	R: 2 E: 0 K: 3 S: 21 H: 2 LOB: 2 BB: 2 P: 40	1B: 5 2B: 1 3B: 0 HR: 1	SF: 0 SAC: 0 DP: 1 HBP: 0			WP: 0 PB: 0 SB: 0 CS: 1	PA: 36		

	AB	32
	R	5
	H	7
	RBI	5
	BB	4
	SO	13
	LOB	12

PITCHER		IP	WLS	BF	H	R	ER	SO	BB	IBB	HBP	BLK	WP	HR	S	P	ERA	WHIP
64 Mike Fiers, R ERA: 2.98	(1, 1)	6.2	W	25	5	3	3	10	2	0	0	0	0	1	70	108	4.05	1.050
51 Jim Henderson, R ERA: 3.86	(7, 1)	0.1	H	1	0	0	0	0	0	0	0	0	0	0	2	3	0.00	0.000
57 Francisco Rodríguez, R ERA: 4.94	(8, 1)	1.0	H	3	0	0	0	0	0	0	0	0	0	0	5	10	0.00	0.000
59 John Axford, R ERA: 5.37	(9, 1)	0.2	H	6	2	2	2	2	2	0	0	0	0	0	18	35	27.00	6.000
50 Kameron Loe, R ERA: 3.48	(9, 1)	0.1	S	1	0	0	0	1	0	0	0	0	0	0	3	5	0.00	0.000

PITCHER	IP	WLS	BF	H	R	ER	SO	BB	IBB	HBP	BLK	WP	HR	S	P	ERA	WHIP

Batter	1	2	3	4	5	6	7	8	9	AB	R	H	RBI	BB	SO	LOB
7 Norichika Aoki, L (1, 9) OBP: 0.348, SLG: 0.403	C FF 86 S CH 81 B FF 89 X CU 67 1-2 G4-3			C SI 89 X CU 71 0-1 L8		C CU 72 X FF 90 0-1 1-2 1B		B CH 81 C SI 93 F SL 82 X SL 83 1-2 FC6-4 8 FC6-4 1-2f 2-3		4	0	1	0	0	0	2
23 Rickie Weeks Jr., R (1, 4) OBP: 0.320, SLG: 0.368	C SI 88 B SL 79 B FF 90 B SI 86 X SI 87 3-1 F8			B SL 79 X SI 89 1-0 G6-3		C SL 80 B SL 77 F SI 88 F CU 70 F CH 81 S CU 72 1-3 K		C SL 80 C SL 81 S FF 94 0-3 K		4	0	0	0	0	2	4
8 Ryan Braun, R (1, 7) OBP: 0.383, SLG: 0.594	X SL 85 0-0 F9			C SI 91 B CH 83 X SI 89 1-1 G3		X CH 82 0-0 P3		B FF 93 X SL 82 1-0 FC6-4 1-2f		4	0	0	0	0	0	4
16 Aramis Ramirez, R (1, 5) OBP: 0.356, SLG: 0.511		C SI 88 F SI 90 B SI 90 X CU 67 1-2 1 G5-4-3 1B			X SI 89 0-0 2B		B CH 81 S CH 79 S CU 69 X SI 91 1-2 G3		B FF 95 F FF 94 X FF 95 1-1 1 FC5-4 1B	4	0	3	0	0	0	0
1 Corey Hart, R (1, 3) OBP: 0.329, SLG: 0.500		1 SAFE X SL 78 0-0 G5-4-3 1-2f			C SL 79 S SL 75 S CU 70 0-3 K		X FC 86 0-0 F9		C SL 86 D SL 86 F FF 96 F SL 86 B FF 94 X SL 85 2-2 FC5-4 14 1B 20 BB 1-2f	4	0	0	0	0	1	3
12 Martín Maldonado, R (1, 2) OBP: 0.338, SLG: 0.440		B SI 89 X SI 88 1-0 G6-3			C CU 69 B FF 91 S CU 69 B CU 66 F FF 91 C CU 74 2-3 K		C SI 89 X CH 80 0-1 27 FC6-4 1B		F FF 94 X SL 85 0-1 L7	4	0	1	0	0	1	2
27 Carlos Gómez, R (1, 8) OBP: 0.296, SLG: 0.447 61 Livan Hernandez, R (7, 1) 20 Jonathan Lucroy, R (9, PH) OBP: 0.375, SLG: 0.544			C SI 88 S FF 90 B FF 88 B CU 70 F SI 89 X SI 90 2-2 F9		B CH 80 S CU 69 S FF 90 X CU 73 1-2 G6-3		X SI 88 0-0 FC6-4 1-2f		B FF 94 B FF 95 B FF 95 B FF 94 4-0 14 1B 1-2 BB	3 0 0	0 0 0	0 0 0	0 0 0	0 0 1	0 0 0	2 0 0
14 Jeff Bianchi, R (1, 6) OBP: 0.118, SLG: 0.118			C SL 81 B CU 67 F SI 90 X CU 70 1-2 G6-3			C SI 87 B SI 90 X SL 74 1-1 F8		F SI 88 S CU 66 B CU 72 F SI 90 X CU 66 1-2 7 FC6-4 2 1B 1B	X FF 96 0-0 1-2 2-3 1B	4	0	2	0	0	0	0
18 Shaun Marcum, R (1, 1) OBP: 0.179, SLG: 0.120 45 Travis Ishikawa, L (6, PH) OBP: 0.322, SLG: 0.442 40 Jose Veras, R (6, 1) 2 Nyjer Morgan, L (7, 8) OBP: 0.304, SLG: 0.307			C SI 89 C SI 90 B SL 77 F FF 90 S SL 79 1-3 K		B CU 71 B SI 89 X SI 86 2-0 7 1B 1B			S CH 78 1 SAFE X CH 82 0-1 7 FC6-4 1-2 1B	D FF 95 C FF 95 S SL 86 D SL 87 F SL 86 S SL 86 2-3 K	1 1 0 2	0 0 0 0	0 1 0 1	0 0 0 0	0 0 0 1	1 0 0 3	0 0 0 0
Inning Stats	R: 0 E: 0 K: 0 S: 6 H: 0 LOB: 0 BB: 0 P: 10	R: 0 E: 0 K: 0 S: 5 H: 1 LOB: 0 BB: 0 P: 7	R: 0 E: 0 K: 1 S: 11 H: 0 LOB: 0 BB: 0 P: 15	R: 0 E: 0 K: 0 S: 5 H: 0 LOB: 0 BB: 0 P: 7	R: 0 E: 0 K: 2 S: 11 H: 1 LOB: 1 BB: 0 P: 14	R: 0 E: 0 K: 1 S: 11 H: 2 LOB: 2 BB: 0 P: 15	R: 0 E: 0 K: 0 S: 7 H: 1 LOB: 1 BB: 0 P: 8	R: 0 E: 0 K: 1 S: 13 H: 2 LOB: 2 BB: 0 P: 16	R: 0 E: 0 K: 1 S: 13 H: 2 LOB: 3 BB: 1 P: 22	1B: 8 2B: 1 3B: 0 HR: 0 SF: 0 SAC: 0 DP: 1 HBP: 0						WP: 0 PB: 0 SB: 0 CS: 0 PA: 36

PITCHER		IP	WLS	BF	H	R	ER	SO	BB	IBB	HBP	BLK	WP	HR	S	P	ERA	WHIP
Jeff Karstens, R ERA: 3.47	(1, 1)	7.0	W	27	7	0	0	4	0	0	0	0	0	0	62	83	0.00	1.000
44 Tony Watson, L ERA: 4.02	(8, 1)	0.1	H	1	0	0	0	0	0	0	0	0	0	0	3	4	0.00	0.000
39 Jason Grilli, R ERA: 2.3	(8, 1)	0.2	H	2	0	0	0	1	0	0	0	0	0	0	4	5	0.00	0.000
52 Joel Hanrahan, R ERA: 2.36	(9, 1)	1.0		6	2	0	0	1	1	0	0	0	0	0	13	22	0.00	3.000

PITCHER	IP	WLS	BF	H	R	ER	SO	BB	IBB	HBP	BLK	WP	HR	S	P	ERA	WHIP

TOP

Milwaukee Brewers @ Pittsburgh Pirates

PNC Park, Pittsburgh, PA

Sat Aug 25 2012, 7:07 PM - 9:55 PM EDT

Att. 37,460 - Partly Cloudy - 83 F

livebaseballscorecards.com

AB	35
R	0
H	9
RBI	0
BB	1
SO	6
LOB	20

Milwaukee Brewers @ Pittsburgh Pirates

PNC Park, Pittsburgh, PA

Sat Aug 25 2012, 7:07 PM - 9:55 PM EDT

Att. 37,460 - Partly Cloudy - 83 F

livebaseballscorecards.com

BOTTOM

Batter	1	2	3	4	5	6	7	8	9	AB	R	H	RBI	BB	SO	LOB
31 Jose Tabata, R (1, 7) OBP: 0.302, SLG: 0.348	C FF 85 B FC 83 S FC 84 F FF 87 X SL 82 1-2 ① P6		B FF 86 F FC 82 F FC 85 S SL 79 1-3 ③ K		D FC 83 B FF 86 C FC 82 X FC 84 2-1 23 1B 1-H 2B		C SI 83 S CU 67 B SI 84 F SL 76 S CU 64 1-3 ② K			3	1	1	1	0	1	0
14 Gaby Sanchez, R (6, 3) OBP: 0.262, SLG: 0.323										1	0	0	0	0	1	0
23 Travis Snider, L (1, 9) OBP: 0.347, SLG: 0.457	C SI 86 B CH 79 S CH 76 B CH 79 C SI 87 2-3 ② K			C CU 72 B CH 78 B CH 80 F FF 84 C FC 83 2-3 ① K	C CH 79 X CH 76 0-1 22 E 22 FC6 2-H 1B		C CU 66 B SI 84 C SL 78 F CU 63 S SI 83 1-3 ③ K			4	0	1	1	0	3	0
(6, 7)																
22 Andrew McCutchen, R (1, 8) OBP: 0.412, SLG: 0.574	S FF 87 S FF 87 S SL 81 0-3 ③ K			C FC 84 X SL 80 0-1 ② G5-3	D FC 83 X CH 78 1-0 FC6 46 CS 1-3			F SL 77 C CH 74 B FF 83 X CU 63 1-2 ① F9		4	0	0	0	0	1	1
46 Garrett Jones, L (1, 3) OBP: 0.318, SLG: 0.543		C CU 72 S CU 71 B SI 85 B CU 73 X FF 86 2-2 ① F9		F SI 86 B CH 75 F CU 73 X CU 75 1-2 ③ F7	C CU 73 F SI 85 D CU 70 B FF 84 2-2 ③ CS 1-2	C SI 92 F SI 92 B SI 91 B CU 76 X SI 92 2-2 24 1B		C CU 67 C SI 82 B FF 83 F SL 80 F SI 84 F FF 84 F CU 61 X CH 74 1-2 ② F7		4	0	1	0	0	0	0
(6, 9)																
18 Neil Walker, S (1, 4) OBP: 0.345, SLG: 0.440		C FF 87 S CH 80 F CH 79 B SI 86 X CH 77 1-2 ② G3-1			C CU 71 X CU 68 0-1 E8 55 2B	F SI 92 S SI 93 1 SAFE C SI 93 0-3 ① K		B SI 84 B CH 75 F SI 83 B SI 84 F SL 78 F SI 83 X CU 68 3-2 ③ F9		4	1	0	0	0	1	1
24 Pedro Alvarez, L (1, 5) OBP: 0.318, SLG: 0.463		S CU 73 S CH 80 F CH 81 F FF 87 B CU 71 B CH 79 B FC 84 X CH 82 3-2 12 PO 2B			1 SAFE B CU 73 X CH 78 1-0 ① P6	C CU 76 1 SAFE S SI 93 F CU 75 X CU 77 0-2 1-2 1B				3	0	2	0	0	0	1
55 Michael McKenry, R (1, 2) OBP: 0.330, SLG: 0.506		B FF 87 B CU 75 F FF 86 S SL 80 D SL 80 F CU 74 F SL 80 D CH 81 4-2 BB			C CU 72 1 SAFE 1 SAFE X SI 84 0-1 1-H 1B 2B	F SI 93 S SI 93 F SI 93 C CU 76 0-3 ② K				2	1	1	1	1	1	2
12 Clint Barmes, R (1, 6) OBP: 0.247, SLG: 0.312		C FF 87 2 SAFE 0-1 ③ PO 2-3	C FF 85 X CU 73 0-1 ① P2		C CU 72 F CH 78 B CU 73 2 SAFE D CU 73 S CH 80 2-3 ② K	S CU 77 S CU 77 B CU 77 X CU 78 1-2 ③ G2-3				3	0	0	0	0	1	3
Jeff Karstens, R (1, 1) OBP: 0.107, SLG: 0.107			C FC 84 C FC 83 B SL 80 X FF 86 1-2 ② G3		S FC 82 S FC 83 F FC 82 X FC 83 0-2 31 2B 2-H 1B		C FF 82 B SI 82 F SL 76 C CU 65 1-3 ① K			3	1	1	1	0	1	0
44 Tony Watson, L (8, 1)										0	0	0	0	0	0	0
39 Jason Grilli, R (8, 1)										0	0	0	0	0	0	0
52 Joel Hanrahan, R (9, 1)										0	0	0	0	0	0	0
Inning Stats	R: 0 E: 0 K: 2 S: 10 H: 0 LOB: 0 BB: 0 P: 13	R: 0 E: 0 K: 0 S: 17 H: 1 LOB: 1 BB: 1 P: 27	R: 0 E: 0 K: 1 S: 8 H: 0 LOB: 0 BB: 0 P: 10	R: 0 E: 0 K: 1 S: 8 H: 0 LOB: 0 BB: 0 P: 11	R: 4 E: 2 K: 1 S: 19 H: 4 LOB: 1 BB: 0 P: 27	R: 0 E: 0 K: 2 S: 17 H: 2 LOB: 2 BB: 0 P: 20	R: 0 E: 0 K: 3 S: 11 H: 0 LOB: 0 BB: 0 P: 14	R: 0 E: 0 K: 0 S: 14 H: 0 LOB: 0 BB: 0 P: 19		1B: 4 2B: 3 3B: 0 HR: 0 SF: 0 SAC: 0 DP: 0 HBP: 0					WP: 0 PB: 0 SB: 0 CS: 1 PA: 34	

	AB	R	H	RBI	BB	SO	LOB
AB	**31**						
R	**4**						
H	**7**						
RBI	**4**						
BB	**1**						
SO	**10**						
LOB	**8**						

PITCHER	IP	WLS	BF	H	R	ER	SO	BB	IBB	HBP	BLK	WP	HR	S	P	ERA	WHIP
18 Shaun Marcum, R (1, 1) ERA: 3.19	5.0	L	21	5	4	0	5	1	0	0	0	0	0	62	88	0.00	1.200
40 Jose Veras, R (6, 1) ERA: 4.5	1.0		5	2	0	0	2	0	0	0	0	0	0	17	20	0.00	2.000
61 Livan Hernandez, R (7, 1) ERA: 5.02	2.0		6	0	0	0	3	0	0	0	0	0	0	25	33	0.00	0.000

PITCHER	IP	WLS	BF	H	R	ER	SO	BB	IBB	HBP	BLK	WP	HR	S	P	ERA	WHIP

Milwaukee Brewers @ Pittsburgh Pirates

PNC Park, Pittsburgh, PA

Sun Aug 26 2012, 1:38 PM - 4:49 PM EDT

Att. 36,626 - Cloudy - 81 F

TOP

livebaseballscorecards.com

Batter	1	2	3	4	5	6	7	8	9	AB	R	H	RBI	BB	SO	LOB
7 Norichika Aoki, L (1, 9) OBP: 0.344, SLG: 0.398	C SI 87 C CU 75 X SI 87 0-2 ① L7		F FF 89 X SI 90 1-1 ② G5-3		B CU 77 C SI 89 B CU 76 F FF 90 F FF 91 X CU 74 2-2 ① G4-3 2-3	F SI 90 B FF 88 X FF 89 1-1 ① SF7 3-H		X FF 88 0-0 ③ G6-3		4	0	0	1	0	0	1
23 Rickie Weeks Jr., R (1, 4) OBP: 0.320, SLG: 0.367 50 Kameron Loe, R (9, 1)	B CU 75 C FF 86 X CU 75 1-1 ② F7		B CH 78 C CH 77 B SI 90 T CU 76 X FF 88 2-2 ③ G4-3		X SI 90 0-0 16 HR 1B 3-H	B FC 88 C SL 87 C CU 77 X SI 91 1-2 ② FC6-4 8 FC4-6 1-2f			S FF 93 B CU 80 B CU 79 F FF 93 B FF 94 B SI 94 4-2 2 G4-3 BB	4 0	1 0	1 0	1 0	1 0	0 0	1 0
8 Ryan Braun, R (1, 7) OBP: 0.382, SLG: 0.590 2 Nyjer Morgan, L (9, PH) OBP: 0.302, SLG: 0.306 (9, 7)	B FF 88 B FF 88 C CU 75 F SI 88 B SI 89 F CU 75 F SI 89 B FF 88 4-2 BB			B FF 87 X CH 77 1-0 ① F8	F SI 90 1 SAFE 1 SAFE F FF 87 C FF 89 0-3 ② K	D CU 77 X CU 77 1-0 ③ FC4-6 1-2f			X SI 92 0-0 ① ② G4-3 1-2f	3 1	0 0	0 0	0 0	1 0	1 0	2 1
16 Aramis Ramirez, R (1, 5) OBP: 0.356, SLG: 0.516 40 Jose Veras, R (8, 1) 14 Jeff Bianchi, R (9, PH) OBP: 0.167, SLG: 0.222 (9, 4)	B SI 88 S FF 89 F FF 90 F CU 74 B FF 89 F CU 75 F FF 90 1 SAFE F FF 90 2-2 ③ G4-3 X CH 77			F CH 77 X CU 75 0-1 ② G2-3	B FF 89 B CH 75 X CH 80 2-0 1-H HR		X CH 87 0-0 ① G6-3		X FF 92 0-0 2B	4 0 1	1 0 0	1 0 1	2 0 0	0 0 0	0 0 0	1 0 0
1 Corey Hart, R (1, 3) OBP: 0.331, SLG: 0.500 12 Martín Maldonado, R (9, PH) OBP: 0.337, SLG: 0.438 (9, 3)		C SI 86 F CH 77 B SI 89 T SI 88 1-2 ① K		S CH 77 F SI 89 F CH 77 X SI 91 0-2 20 1B 27 HR 1B	B FC 91 C SI 92 C SI 92 B SL 89 B SL 89 X SI 91 3-2 20 1B 1B		C SI 91 X FF 92 0-1 ② F9		F FF 93 B FF 94 B SI 94 X SI 93 2-1 ③ G6-3	4 1	1 0	2 0	0 0	0 0	1 0	0 1
20 Jonathan Lucroy, R (1, 2) OBP: 0.386, SLG: 0.551		B SI 89 B CU 74 B SI 90 C FF 87 B SI 87 4-1 27 FC3-6 BB		X SI 90 0-0 27 HR 1B 1-2	B FC 90 D SL 88 X SI 90 2-0 1-3 1B		C SL 88 B CH 87 X CH 87 1-1 1B			3	1	3	0	1	0	0
27 Carlos Gómez, R (1, 8) OBP: 0.296, SLG: 0.454		1 SAFE B CU 74 F CH 76 B CU 74 F CU 75 X SI 90 2-2 ② FC3-6 9 S 1-2f		X CU 76 0-0 1-H 2-H HR	X SI 91 0-0 ③ F8		X SL 87 0-0 ③ F9			4	1	1	3	0	0	4
9 Jean Segura, R (1, 6) OBP: 0.230, SLG: 0.228		B SI 90 B SI 88 S FF 89 B FF 91 C CU 76 S CU 77 3-3 ③ K 1-3		S CU 76 X SI 91 0-1 ③ G6-3		X FF 89 0-0 7 SF7 3B		B FF 88 X SI 88 1-0 ① F9		4	1	1	0	0	1	1
37 Mark Rogers, R (1, 1) OBP: 0.273, SLG: 0.455 45 Travis Ishikawa, L (6, PH) OBP: 0.328, SLG: 0.442 26 Manny Parra, L (6, 1) 21 Cody Ransom, R (8, PH) OBP: 0.296, SLG: 0.377 (8, 5)			B SI 87 C SI 86 F FF 88 X CU 76 1-2 ① G5-3		B SI 88 F FF 89 C CU 76 X SI 88 1-2 7 G4-3 23 1B 2B	B SL 88 B CH 86 B SI 90 F SI 91 F SI 90 B SI 91 4-2 23 FC6-4 BB		B CH 79 B CH 80 X FF 87 2-0 ② P2		2 0 0 1	1 0 0 0	1 0 0 0	0 1 0 0	0 0 0 0	0 0 0 0	0 0 0 0
Inning Stats	R: 0 E: 0 K: 0 S: 16 H: 0 LOB: 1 BB: 1 P: 23	R: 0 E: 0 K: 2 S: 10 H: 0 LOB: 1 BB: 1 P: 20	R: 0 E: 0 K: 0 S: 8 H: 0 LOB: 0 BB: 0 P: 12	R: 3 E: 0 K: 0 S: 11 H: 3 LOB: 0 BB: 0 P: 12	R: 3 E: 0 K: 1 S: 17 H: 5 LOB: 2 BB: 0 P: 27	R: 1 E: 0 K: 0 S: 9 H: 1 LOB: 1 BB: 1 P: 16	R: 0 E: 0 K: 0 S: 6 H: 1 LOB: 1 BB: 0 P: 7	R: 0 E: 0 K: 0 S: 3 H: 0 LOB: 0 BB: 0 P: 6	R: 0 E: 0 K: 0 S: 6 H: 1 LOB: 1 BB: 1 P: 12	1B: 6 2B: 2 3B: 1 HR: 2 SF: 1 SAC: 0 DP: 1 HBP: 0						

	AB	36
	R	7
	H	11
	RBI	7
	BB	4
	SO	3
	LOB	12

WP: 0 PB: 0 SB: 2 CS: 0 PA: 41

PITCHER		IP	WLS	BF	H	R	ER	SO	BB	IBB	HBP	BLK	WP	HR	S	P	ERA	WHIP
45 Erik Bedard, L ERA: 5.01	(1, 1)	4.2	L	22	6	6	6	3	2	0	0	0	0	2	57	84	11.57	1.714
29 Kevin Correia, R ERA: 4.53	(5, 1)	2.1		12	4	1	1	0	1	0	0	0	0	0	20	33	3.86	2.143
41 Hisanori Takahashi, L ERA: 4.81	(8, 1)	1.0		3	0	0	0	0	0	0	0	0	0	0	3	6	0.00	0.000
30 Chris Resop, R ERA: 3.68	(9, 1)	1.0		4	1	0	0	0	1	0	0	0	0	0	6	12	0.00	2.000

PITCHER	IP	WLS	BF	H	R	ER	SO	BB	IBB	HBP	BLK	WP	HR	S	P	ERA	WHIP

Milwaukee Brewers @ Pittsburgh Pirates

PNC Park, Pittsburgh, PA

Sun Aug 26 2012, 1:38 PM - 4:49 PM EDT

Att. 36,626 - Cloudy - 81 F

livebaseballscorecards.com

BOTTOM

Batter	1	2	3	4	5	6	7	8	9	AB	R	H	RBI	BB	SO	LOB
23 Travis Snider, L (1, 7) OBP: 0.350, SLG: 0.444	C FF 91 X FF 91 0-1 ① G3-1	B FF 92 B SI 92 F SI 94 C FF 94 B FF 94 X SI 91 3-2 ③ F9			B CU 76 B CH 87 B FF 88 B FF 88 4-0 22 G1-4-3 BB		C CU 74 S FF 93 X FF 93 0-2 ② P5		B SL 79 C SI 88 B SI 90 S SI 90 F SI 82 B SI 90 B SI 90 4-2 18 E BB	3	0	0	0	2	0	2
18 Neil Walker, S (1, 4) OBP: 0.342, SLG: 0.435	C FF 92 B FF 93 C SL 80 B SL 80 X FF 92 2-2 ② F8		B CU 74 F FF 89 C FF 92 B FF 92 X SI 93 2-2 ① G3		X FF 91 0-0 ① F7		X FF 90 0-0 E6 22 FC6-4		C SI 90 S SL 80 X SI 91 0-2 E5 1-3	5	0	0	0	0	0	2
22 Andrew McCutchen, R (1, 8) OBP: 0.410, SLG: 0.569	B FF 93 B FF 91 F FF 92 B FF 94 C FF 93 B SI 93 4-2 46 BB BB		C FF 92 B SL 86 B SL 85 B FF 94 C FF 92 F FF 92 S SL 81 3-3 ② K		B FF 91 B SI 92 F FF 92 S SI 93 X FS 93 2-2 ②③ G1-4-3 1-2f		S FS 84 D FS 85 B SI 92 X SI 92 2-1 ③ FC6-4 1-2f		C SI 90 F SI 90 S SL 81 0-3 ③ K	4	0	0	0	1	2	4
46 Garrett Jones, L (1, 9) OBP: 0.320, SLG: 0.544	B SI 91 B FF 92 B FF 92 C FF 92 S SI 91 B SI 92 4-2 1-2 BB		C FF 90 B SL 79 F SI 91 B SL 83 X FF 92 2-2 2B			C FF 90 F FS 83 B CU 72 F FS 82 S FS 83 1-3 ① K		C CU 75 B SI 92 S SI 92 S SI 92 1-3 ① K		3	0	1	0	1	2	0
19 Jeff Clement, L (1, 3) 14 Gaby Sanchez, R (6, PH) OBP: 0.260, SLG: 0.321 (7, 3)	C SL 82 B SI 94 S FF 93 T FF 89 1-2 ③ K		C SL 79 B SL 80 B FF 94 X SI 92 2-1 ③ F7			B FF 89 B FF 90 F FF 92 F CU 74 S FS 83 2-3 ② K		C SI 93 S CU 77 B CU 77 F CU 77 B CU 78 B SI 93 C SI 93 3-3 ② K		2 2	0 0	0 0	0 0	0 0	1 2	3 0
24 Pedro Alvarez, L (1, 5) OBP: 0.320, SLG: 0.462		C CH 78 C FF 91 S FF 93 0-3 ① K		C SL 79 F FF 91 B SL 83 B SL 82 S CU 76 2-3 ① K		X CU 74 0-0 26 1B 1B		B FS 82 B SI 93 B SI 93 C SI 92 B SI 92 4-1 BB		3	0	1	0	1	2	0
26 Rod Barajas, R (1, 2) OBP: 0.279, SLG: 0.342		B FF 93 C SL 83 B SL 82 T SL 79 C CU 74 2-3 ② K		C SL 80 B FF 92 S CU 77 X CU 72 1-2 ② F8		X FF 90 0-0 1-2 1B		B SI 93 B SI 94 C SI 94 F SI 93 C CU 78 2-3 ③ K		4	0	1	0	0	2	1
5 Josh Harrison, R (1, 6) OBP: 0.285, SLG: 0.376		B SL 79 B FF 90 B FF 91 C FF 90 C FF 90 F SL 79 X FF 94 3-2 45 E 1B		C FF 92 B FF 92 C FF 92 B SL 80 F SL 84 B FF 92 X FF 90 3-2 1B		X FF 91 0-0 ③ F8			B SI 88 C SI 87 X SI 88 1-1 ① G6-3	4	0	2	0	0	0	2
45 Erik Bedard, L (1, 1) OBP: 0.132, SLG: 0.135 29 Kevin Correia, R (5, 1) OBP: 0.147, SLG: 0.147 69 Jordy Mercer, R (7, PH) OBP: 0.246, SLG: 0.396 41 Hisanori Takahashi, L (8, 1) 30 Chris Resop, R (9, 1) 31 Jose Tabata, R (9, PH) OBP: 0.301, SLG: 0.346		B FF 89 B FF 88 C FF 91 B FF 91 C FF 91 F FF 91 X FF 89 3-2 1-3 E3		C FF 88 D SI 89 X FF 89 1-1 ③ G6-3			C FF 91 B FS 82 B FF 90 X FF 91 2-1 ① P2		C SI 88 X SI 89 0-1 ② G1-3	2 0 1 0 0 1	0 0 0 0 0 0	0 0 0 0 0 0	0 0 0 0 0 0	0 0 0 0 0 0	0 0 0 0 0 0	2 0 0 0 0 0
Inning Stats	R: 0 E: 0 K: 1 S: 12 H: 0 LOB: 2 BB: 2 P: 23	R: 0 E: 1 K: 2 S: 17 H: 1 LOB: 2 BB: 0 P: 28	R: 0 E: 0 K: 1 S: 12 H: 1 LOB: 1 BB: 0 P: 21	R: 0 E: 0 K: 1 S: 12 H: 1 LOB: 1 BB: 0 P: 19	R: 0 E: 0 K: 0 S: 4 H: 0 LOB: 0 BB: 1 P: 10	R: 0 E: 0 K: 2 S: 10 H: 2 LOB: 2 BB: 0 P: 13	R: 0 E: 1 K: 0 S: 8 H: 0 LOB: 1 BB: 0 P: 12	R: 0 E: 0 K: 3 S: 11 H: 0 LOB: 1 BB: 1 P: 21	R: 0 E: 1 K: 1 S: 13 H: 0 LOB: 2 BB: 1 P: 18	1B: 4 2B: 1 3B: 0 HR: 0 SF: 0 SAC: 0 DP: 1 HBP: 0						WP: 0 PB: 0 SB: 0 CS: 0 PA: 39

	AB	34
	R	0
	H	5
	RBI	0
	BB	5
	SO	11
	LOB	16

PITCHER		IP	WLS	BF	H	R	ER	SO	BB	IBB	HBP	BLK	WP	HR	S	P	ERA	WHIP
37 Mark Rogers, R ERA: 4.28	(1, 1)	5.0	W	21	3	0	0	5	3	0	0	0	0	0	57	101	0.00	1.200
26 Manny Parra, L ERA: 4.53	(6, 1)	2.0		9	2	0	0	2	0	0	0	0	0	0	18	25	0.00	1.000
40 Jose Veras, R ERA: 4.42	(8, 1)	1.0		4	0	0	0	3	1	0	0	0	0	0	11	21	0.00	1.000
50 Kameron Loe, R ERA: 3.42	(9, 1)	1.0		5	0	0	0	1	1	0	0	0	0	0	13	18	0.00	1.000

PITCHER	IP	WLS	BF	H	R	ER	SO	BB	IBB	HBP	BLK	WP	HR	S	P	ERA	WHIP

TOP

St. Louis Cardinals @ Pittsburgh Pirates

PNC Park, Pittsburgh, PA

Mon Aug 27 2012, 7:10 PM - 10:50 PM EDT

Att. 16,700 - Cloudy - 75 F

livebaseballscorecards.com

Batter	1	2	3	4	5	6	7	8	9	AB	R	H	RBI	BB	SO	LOB
19 Jon Jay, L (1, 8) OBP: 0.385, SLG: 0.414	C SI 93 B KC 81 S SI 92 B KC 81 F SI 92 F FF 93 X SI 92 2-2 E5 7 CS		C SI 91 X CH 86 0-1 ③ F7		X SI 92 0-0 ② F8		X CH 86 0-0 3B		S SL 84 X SL 84 0-1 ③ G4-3	5	0	1	0	0	0	1
13 Matt Carpenter, L (1, 5) OBP: 0.377, SLG: 0.498	1 SAFE 1 SAFE F SI 92 X FF 92 0-1 ① F8			C CH 85 B KC 80 C SI 92 B SI 92 B FF 91 B SI 91 4-2 21 G5-3 BB	B FF 92 X SI 92 1-0 ③ 1-H 2B		C SI 92 L SI 92 X SI 93 0-2 ② G3-4			3	0	1	0	1	0	2
7 Matt Holliday, R (1, 7) OBP: 0.385, SLG: 0.533	F SI 93 1 SAFE 1 SAFE B FF 93 X KC 82 1-1 ② 1-2 1B			F FF 92 X SI 92 0-1 ① F8		B SI 89 B FF 90 B SI 91 C SI 91 X FF 91 3-1 HR	B FF 94 S SI 92 B FF 94 T SI 93 S SI 93 2-3 ③ K			4	1	2	1	0	1	2
21 Allen Craig, R (1, 3) OBP: 0.379, SLG: 0.586	B SI 94 C FF 93 F FF 94 X SI 93 1-2 ③ G1-3			B KC 83 C SI 92 X SI 93 1-1 ② G5-3 1-2		B KC 80 B SI 91 F SI 91 X SI 91 2-1 E6 3 G6-3 4 SF9 1B		C SL 79 X SL 79 0-1 4 F8 2B		4	1	2	0	0	0	2
3 Carlos Beltrán, S (1, 9) OBP: 0.341, SLG: 0.511		X KC 81 0-0 ① L6		C SI 93 S KC 81 S KC 83 0-3 ③ K		C SI 93 X SI 92 0-1 ① G6-3 2-3		B FF 92 F FF 92 B SI 92 S FF 92 B FF 92 X FF 92 3-2 ① P2		4	0	0	0	0	1	3
4 Yadier Molina, R (1, 2) OBP: 0.374, SLG: 0.510		B FF 93 T FF 92 X KC 82 1-1 ② G1-3			B SI 91 C KC 80 B KC 81 B FF 91 F SI 91 F FF 92 X SI 92 3-2 55 2B 1B	S FF 92 B KC 82 L KC 82 B FF 92 X KC 81 2-2 SF9 3-H		B FF 92 D FF 92 X SL 82 2-0 ② F8 2-3		3	1	1	1	0	0	1
55 Skip Schumaker, L (1, 4) OBP: 0.382, SLG: 0.420 31 Lance Lynn, S (6, 1) OBP: 0.111, SLG: 0.071 59 Fernando Salas, R (7, 1) 23 David Freese, R (8, PH) OBP: 0.389, SLG: 0.476 41 Mitchell Boggs, R (8, 1) 34 Marc Rzepczynski, L (8, 1) 30 Jason Motte, R (8, 1)		B SI 93 F FF 93 B SI 92 S SI 93 B SI 92 X SI 94 3-2 ③ F7			F SI 92 B SI 91 B KC 79 F SI 91 B SI 92 X SI 93 3-2 15 WP 26 1B 1-H 2B	B SI 91 F SI 91 B SI 92 F SI 92 X CH 84 2-2 1B		B FF 92 F FF 92 C FF 93 S SL 84 1-3 ③ K		3 0 0 1 0 0 0 0	1 0 0 0 0 0 0 0	2 0 0 0 0 0 0 0	1 0 0 0 0 0 0 0	0 0 0 1 0 0 0 0	0 0 0 1 0 0 0 0	0 0 0 1 0 0 0 0
15 Rafael Furcal, S (1, 6) OBP: 0.330, SLG: 0.352			C SI 92 B SI 92 B KC 80 B SI 92 C SI 91 X FF 92 3-2 ① G3-1		B KC 80 F SI 92 B FF 92 F SI 93 D KC 82 S KC 81 3-3 ① K 2-3	B SI 92 B SI 91 F SI 91 C SI 92 X SI 92 2-2 ③ G1-3			S SI 94 B SI 94 B SI 94 C SI 94 X SI 94 2-2 ① G1	4	0	0	0	0	1	2
26 Kyle Lohse, R (1, 1) OBP: 0.130, SLG: 0.098 33 Daniel Descalso, L (6, 4) OBP: 0.296, SLG: 0.316			C FF 92 C KC 80 F KC 82 S SI 92 0-3 ② K		B KC 78 F SI 91 X SI 91 1-1 13 2B 3-H 1B		C SI 91 S SI 91 B SI 90 B SI 92 B SI 92 T SI 91 3-2 ① K		B SI 95 F SI 95 S SL 85 X SL 85 1-2 ② G1-3	2 2	0 0	1 0	1 0	0 0	1 1	0 0
Inning Stats	R: 0 E: 1 K: 0 S: 12 H: 1 LOB: 1 BB: 0 P: 16	R: 0 E: 0 K: 0 S: 6 H: 0 LOB: 0 BB: 0 P: 10	R: 0 E: 0 K: 1 S: 9 H: 0 LOB: 0 BB: 0 P: 12	R: 0 E: 0 K: 1 S: 9 H: 0 LOB: 1 BB: 1 P: 14	R: 2 E: 0 K: 1 S: 14 H: 4 LOB: 2 BB: 0 P: 25	R: 2 E: 1 K: 0 S: 15 H: 3 LOB: 1 BB: 0 P: 26	R: 0 E: 0 K: 2 S: 10 H: 1 LOB: 1 BB: 0 P: 15	R: 0 E: 0 K: 1 S: 9 H: 1 LOB: 1 BB: 0 P: 15	R: 0 E: 0 K: 0 S: 8 H: 0 LOB: 0 BB: 0 P: 11	1B: 5 2B: 3 3B: 1 HR: 1 SF: 1 SAC: 0 DP: 0 HBP: 0						

	AB	35
	R	4
	H	10
	RBI	4
	BB	1
	SO	6
	LOB	14

WP: 1 PA: 37
PB: 0
SB: 0
CS: 1

PITCHER		IP	WLS	BF	H	R	ER	SO	BB	IBB	HBP	BLK	WP	HR	S	P	ERA	WHIP
34 A.J. Burnett, R ERA: 3.67	(1, 1)	5.2	L	24	7	4	3	3	1	0	0	0	1	1	59	93	4.76	1.412
48 Jared Hughes, R ERA: 2.83	(6, 1)	1.1		6	2	0	0	2	0	0	0	0	0	0	16	25	0.00	1.500
39 Jason Grilli, R ERA: 2.25	(8, 1)	1.0		4	1	0	0	1	0	0	0	0	0	0	9	15	0.00	1.000
44 Tony Watson, L ERA: 3.92	(9, 1)	1.0		3	0	0	0	0	0	0	0	0	0	0	8	11	0.00	0.000

PITCHER		IP	WLS	BF	H	R	ER	SO	BB	IBB	HBP	BLK	WP	HR	S	P	ERA	WHIP

Batter	1	2	3	4	5	6	7	8	9	AB	R	H	RBI	BB	SO	LOB
31 Jose Tabata, R (1, 7) OBP: 0.300, SLG: 0.345	C SI 88 X CU 73 0-1 ① G6-3			C SI 88 X SI 89 0-1 23 1B, 22 1B, 1B	C SI 88 B SI 86 B SI 88 X SL 83 2-1 ② L9		B FF 90 D KC 82 B KC 82 C KC 81 X FF 91 3-1 ③ G3-1			4	1	1	0	0	0	2
23 Travis Snider, L (1, 9) OBP: 0.346, SLG: 0.438	C SI 87 X SL 84 0-1 ② G4-3			F SI 87 B CH 78 B CH 79 B CH 77 1 SAFE X CH 78 3-1 24 1B, 22 1B, 5 SF7, 1-3, 1B	C CU 74 D CH 76 X CH 79 1-1 ③ G3			B FF 93 F CH 87 B FF 95 F FF 96 T FF 96 2-2 ① K		4	1	1	0	0	1	1
22 Andrew McCutchen, R (1, 8) OBP: 0.411, SLG: 0.568	C SL 83 B CH 78 B CH 79 X CH 79 2-1 ③ L8			B SI 88 B SI 89 X CH 80 2-0 24 1B, 1-2, 3-H, 1B		S FF 92 B FF 94 S FF 93 F FF 95 B FF 94 F FF 94 B SL 89 X FF 95 3-2 ① F8		C SL 88 X SL 89 0-1 46 FC4-6, 1B		4	0	2	1	0	0	0
46 Garrett Jones, L (1, 3) OBP: 0.317, SLG: 0.538		B CU 72 F CH 79 B SI 89 X SI 89 2-1 ① F7		C SI 88 B SI 89 B SI 89 F SI 89 X CH 79 2-2 ① L8		C FF 93 F FF 93 X FF 94 0-2 ② F8		B FF 96 C SI 96 X SI 96 1-1 ② FC4-6, 24 1B, 1-2f		4	0	0	0	0	0	3
24 Pedro Alvarez, L (1, 5) OBP: 0.321, SLG: 0.462		B SI 90 B SI 90 C CU 73 F SI 89 F CH 80 C SL 83 2-3 ② K		B SI 89 C SI 89 B SI 88 X SL 83 2-1 1-2, 2-3, 1B		X FF 94 0-0 ③ F8		X SI 90 0-0 5 FC6-4, 1-2, 1B		4	0	2	0	0	1	0
5 Josh Harrison, R (1, 4) OBP: 0.284, SLG: 0.376		B SI 90 C SI 90 B SL 83 F SI 88 F CH 79 X SL 82 2-2 ③ F7		B SI 90 F SI 89 X SI 89 1-1 ② SF7, 3-H			B FF 92 C FF 92 B CU 80 F FF 93 F FF 93 X FF 94 2-2 E6, 12 2B, 1B	B FF 96 X FF 97 1-0 ③ FC6-4, 1-2f		3	1	1	1	0	0	2
26 Rod Barajas, R (1, 2) OBP: 0.276, SLG: 0.337			C SI 89 F SI 88 X SL 83 0-2 ① P4	S SL 83 S FF 88 D CH 81 F SL 84 F SL 83 F SI 88 F CH 79 X SL 82 1-2 ③ F9			F FF 92 F FF 92 B FF 93 F CU 79 X CU 77 1-2 ① P3		B FF 97 X SI 93 1-0 ① F7	4	0	0	0	0	0	3
12 Clint Barmes, R (1, 6) OBP: 0.250, SLG: 0.318 14 Gaby Sanchez, R (9, PH) OBP: 0.259, SLG: 0.319			C SI 89 B SI 89 B SL 82 F CH 78 B SI 88 C SI 88 3-3 ② K		B SL 83 C SI 88 S SL 84 F CH 78 F SI 90 B SL 82 X SL 82 2-2 34 E, 1B		B CU 78 B FF 92 C FF 92 X FF 93 2-1 2-H, 2B		S FF 97 B FC 94 B FC 92 X FF 97 2-1 ② L9	3 1	0 0	2 0	1 0	0 0	1 0	0 0
34 A.J. Burnett, R (1, 1) OBP: 0.115, SLG: 0.061 48 Jared Hughes, R (6, 1) 19 Jeff Clement, L (7, PH) 39 Jason Grilli, R (8, 1) 44 Tony Watson, L (9, 1) 55 Michael McKenry, R (9, PH) OBP: 0.328, SLG: 0.503			C SI 90 C SI 89 S SL 82 0-3 ③ K		L SI 86 L SI 85 X SL 79 0-2 ① B5, 1-2		S CH 85 S CH 84 D CH 86 B FF 91 X CH 85 2-2 ② F7		C FC 92 F FF 98 B FC 93 S FC 94 1-3 ③ K	2 0 1 0 0 1	0 0 0 0 0 0	0 0 0 0 0 0	0 0 0 0 0 0	1 0 0 0 0 1	1 0 1 0 0 0
Inning Stats	R: 0 E: 0 K: 0 S: 6 H: 0 LOB: 0 BB: 0 P: 8	R: 0 E: 0 K: 1 S: 10 H: 0 LOB: 0 BB: 0 P: 16	R: 0 E: 0 K: 2 S: 9 H: 0 LOB: 0 BB: 0 P: 12	R: 2 E: 0 K: 0 S: 19 H: 4 LOB: 2 BB: 0 P: 30	R: 0 E: 1 K: 0 S: 12 H: 1 LOB: 1 BB: 0 P: 17	R: 0 E: 0 K: 0 S: 9 H: 0 LOB: 0 BB: 0 P: 12	R: 1 E: 1 K: 0 S: 15 H: 2 LOB: 1 BB: 0 P: 25	R: 0 E: 0 K: 1 S: 9 H: 2 LOB: 2 BB: 0 P: 13	R: 0 E: 0 K: 1 S: 6 H: 0 LOB: 0 BB: 0 P: 10	1B: 8 2B: 1 3B: 0 HR: 0 SF: 1 SAC: 0 DP: 0 HBP: 0						

PITCHER		IP	WLS	BF	H	R	ER	SO	BB	IBB	HBP	BLK	WP	HR	S	P	ERA	WHIP
26 Kyle Lohse, R ERA: 2.64	(1, 1)	5.0	W	20	5	2	2	3	0	0	0	0	0	0	56	83	3.60	1.000
31 Lance Lynn, R ERA: 3.89	(6, 1)	1.1	H	6	2	1	0	0	0	0	0	0	0	0	19	27	0.00	1.500
59 Fernando Salas, R ERA: 3.88	(7, 1)	0.2	H	2	0	0	0	0	0	0	0	0	0	0	5	10	0.00	0.000
41 Mitchell Boggs, R ERA: 1.96	(8, 1)	0.2	H	3	1	0	0	1	0	0	0	0	0	0	7	10	0.00	1.500
34 Marc Rzepczynski, L ERA: 4.61	(8, 1)	0.0		1	1	0	0	0	0	0	0	0	0	0	1	1	∞	∞

PITCHER		IP	WLS	BF	H	R	ER	SO	BB	IBB	HBP	BLK	WP	HR	S	P	ERA	WHIP
30 Jason Motte, R ERA: 2.57	(8, 1)	1.1	S	4	0	0	0	1	0	0	0	0	0	0	7	12	0.00	0.000

BOTTOM

St. Louis Cardinals @ Pittsburgh Pirates

PNC Park, Pittsburgh, PA

Mon Aug 27 2012, 7:10 PM - 10:50 PM EDT

Att. 16,700 - Cloudy - 75 F

livebaseballscorecards.com

AB	35
R	3
H	9
RBI	3
BB	0
SO	5
LOB	13

Batter	1	2	3	4	5	6	7	8	9	AB	R	H	RBI	BB	SO	LOB
19 Jon Jay, L (1, 8) OBP: 0.384, SLG: 0.416	C FF 91 C FF 93 B FF 93 F CU 76 B FF 92 B FF 93 S FF 92 3-3 ① K		B FF 93 F FF 92 B FF 92 F FF 93 B SI 93 F FF 93 X FF 92 3-2 ③ F7			L FF 91 B SI 90 B SI 90 B CU 77 X FF 91 3-2 2B		C CU 80 F SI 93 B CU 82 X CU 83 1-2 ②③ G5-4-3 1-2f		4	0	1	0	0	1	3
55 Skip Schumaker, L (1, 4) OBP: 0.375, SLG: 0.411	C FF 92 F SI 92 B CU 77 B CU 76 C FF 92 2-3 ② K			B FF 91 F FF 90 F FF 92 X FF 92 1-2 ① G1-3		C CU 74 C CU 76 C CU 77 0-3 ③ K			C SL 75 X CU 61 0-1 ① F7	4	0	0	0	0	2	1
7 Matt Holliday, R (1, 7) OBP: 0.383, SLG: 0.530 43 Shane Robinson, R (7, 7) OBP: 0.314, SLG: 0.361	X FF 92 0-0 ③ F8			F FF 92 X SI 91 0-1 ② G5-3			C SL 76 X SI 90 0-1 ① G5-3		C CU 64 B CH 80 S CH 79 B CH 80 C FF 89 2-3 ② K	3 1	0 0	0 0	0 0	0 0	0 1	0 0
21 Allen Craig, R (1, 3) OBP: 0.375, SLG: 0.579		B FF 90 B SL 77 X FF 92 2-0 ① G5-3		B SL 79 C FF 92 B CU 76 F FF 92 S SL 81 2-3 ③ K			C FF 90 B CU 77 F SL 77 X SI 92 1-2 ② F9		B CU 66 B CH 80 F FF 89 B CH 80 S FF 88 S CH 81 3-3 ③ K	4	0	0	0	0	2	0
3 Carlos Beltrán, S (1, 9) OBP: 0.341, SLG: 0.509 33 Daniel Descalso, L (7, 6) OBP: 0.296, SLG: 0.316		F CU 74 C SI 91 B CU 78 B FF 92 X CU 76 2-2 ② F7			B SI 91 B SI 91 F FF 91 S FF 92 B CU 78 F FF 92 B FF 92 4-2 48 G6-4-3 BB		S SI 90 X CU 76 0-1 ③ G3-1			2 0	0 0	0 0	1 0	0 0	0 0	0 0
4 Yadier Molina, R (1, 2) OBP: 0.375, SLG: 0.511 48 Tony Cruz, R (3, 2) OBP: 0.255, SLG: 0.363		B FF 92 F FF 92 B SL 80 B FF 91 F FF 92 F FF 92 X FF 91 3-2 1B			C SL 76 1 SAFE X SL 79 0-1 ①② G6-4-3 1-2f			F FF 92 B FF 92 X FF 92 1-1 65 1B 23 1B 1B		1 2	0 0	1 1	0 0	0 0	0 0	0 1
23 David Freese, R (1, 5) OBP: 0.369, SLG: 0.475		C SL 78 B CU 76 F FF 90 F CU 77 F FF 92 S FF 92 1-3 ③ K			F FF 91 C CU 77 F CU 77 F SL 81 F FF 93 X SL 81 0-2 ③ F7			C CU 80 B CU 81 B FF 93 X FF 93 2-1 65 1B 1-2 1B		3	0	1	0	0	1	1
15 Rafael Furcal, S (1, 6) OBP: 0.329, SLG: 0.350 13 Matt Carpenter, L (7, 9) OBP: 0.376, SLG: 0.495			F FF 90 X CU 76 0-1 ① L3			C FF 89 X FF 91 0-1 ① P5		B FF 92 F FF 92 B SI 92 C SI 93 S FF 94 2-3 ① K		2 1	0 0	0 0	0 0	0 0	0 1	0 2
35 Jake Westbrook, R (1, 1) OBP: 0.200, SLG: 0.152 8 Ryan Jackson, R (6, PH) OBP: 0.222, SLG: 0.125 65 Brandon Dickson, R (6, 1) OBP: 0.500, SLG: 0.500			B FF 91 C FF 90 B FF 91 S FF 91 T FF 92 2-2 ② K			C FF 90 B SI 91 B FF 92 X FF 91 2-1 ② P6		X FF 91 0-0 19 G5-4-3 1-2 2-3 1B		1 1 1	0 0 0	0 0 1	0 0 0	0 0 0	1 0 0	0 0 0
Inning Stats	R: 0 H: 0 E: 0 LOB: 0 K: 2 BB: 0 S: 8 P: 13	R: 0 H: 1 E: 0 LOB: 1 K: 1 BB: 0 S: 13 P: 21	R: 0 H: 0 E: 0 LOB: 0 K: 1 BB: 0 S: 9 P: 14	R: 0 H: 0 E: 0 LOB: 0 K: 1 BB: 0 S: 8 P: 11	R: 0 H: 0 E: 0 LOB: 0 K: 0 BB: 1 S: 11 P: 15	R: 0 H: 1 E: 0 LOB: 1 K: 1 BB: 0 S: 10 P: 15	R: 0 H: 0 E: 0 LOB: 0 K: 0 BB: 0 S: 7 P: 8	R: 0 H: 3 E: 0 LOB: 2 K: 1 BB: 0 S: 11 P: 17	R: 0 H: 0 E: 0 LOB: 0 K: 2 BB: 0 S: 8 P: 13	1B: 4 SF: 0 2B: 1 SAC: 0 3B: 0 DP: 2 HR: 0 HBP: 0						

TOP

St. Louis Cardinals @ Pittsburgh Pirates

PNC Park, Pittsburgh, PA

Tue Aug 28 2012, 7:06 PM - 9:35 PM EDT

Att. 17,492 - Partly Cloudy - 79 F

livebaseballscorecards.com

AB	30
R	0
H	5
RBI	0
BB	1
SO	9
LOB	8

WP: 0 PA: 31
PB: 0
SB: 0
CS: 0

PITCHER		IP	WLS	BF	H	R	ER	SO	BB	IBB	HBP	BLK	WP	HR	S	P	ERA	WHIP
53 James McDonald, R ERA: 3.57	(1, 1)	7.0	W	23	2	0	0	6	1	0	0	0	0	0	66	97	0.00	0.429
30 Chris Resop, R ERA: 3.62	(8, 1)	1.0		5	3	0	0	1	0	0	0	0	0	0	11	17	0.00	3.000
41 Hisanori Takahashi, L ERA: 4.7	(9, 1)	1.0		3	0	0	0	2	0	0	0	0	0	0	8	13	0.00	0.000

PITCHER		IP	WLS	BF	H	R	ER	SO	BB	IBB	HBP	BLK	WP	HR	S	P	ERA	WHIP

St. Louis Cardinals @ Pittsburgh Pirates

PNC Park, Pittsburgh, PA

Tue Aug 28 2012, 7:06 PM - 9:35 PM EDT

Att. 17,492 - Partly Cloudy - 79 F

livebaseballscorecards.com

BOTTOM

Batter	1	2	3	4	5	6	7	8	9	AB	R	H	RBI	BB	SO	LOB
31 Jose Tabata, R (1, 7) OBP: 0.305, SLG: 0.345	B SI 89 B SI 88 B SI 89 C SI 89 C SI 89 B SI 90 4-2 23 1B 46 SF9 BB	C CU 78 F FC 84 D FS 84 X FC 85 1-2 ③ 2-H 1B		B SI 90 F SI 91 F SI 91 B SI 90 B SI 90 F SI 91 B SI 90 4-2 1-2 BB	B FS 84 X SI 89 1-0 ② G6-3		S FF 88 F FF 90 B FF 88 S SL 82 1-3 ② K			3	1	1	0	2	1	3
23 Travis Snider, L (1, 9) OBP: 0.356, SLG: 0.457	C SI 90 D FS 84 F SI 89 X FS 83 1-2 24 1B 1-3 1B		B CH 79 C SI 92 F FC 86 F SI 92 F CH 80 C SI 92 1-3 ① K	C CH 79 X SI 91 0-1 ③ F7	D FS 84 S CH 76 B SI 90 B FC 84 B SI 90 4-1 22 FC5 BB		B FF 88 X SI 88 1-0 1-H 3B			4	0	2	1	1	1	2
22 Andrew McCutchen, R (1, 8) OBP: 0.410, SLG: 0.568	B SI 89 S SI 89 B SI 90 F SI 89 C CU 79 2-3 ① K		B FC 88 X FC 85 1-0 24 HR 2B		B SI 89 X SI 90 1-0 46 1B 24 2B 1B B SI 90 F SI 90 D FS 84 X SI 90 2-1 ③ FC5 1-2 2-3f		C FF 89 C FF 87 B FF 88 X SL 82 1-2 ③ G5-3			5	2	2	0	0	1	6
46 Garrett Jones, L (1, 3) OBP: 0.315, SLG: 0.534	X SI 90 0-0 ② SF9 3-H		C FC 85 S CH 80 F CH 81 X FC 87 0-2 ② F9		B FS 84 F FS 84 X FS 84 1-1 ① 24 2B 55 1B 1-3 1B	B SL 82 F SL 82 X FF 88 1-1 F7		C CH 79 F SL 82 B SL 83 B CH 80 S SL 83 2-3 ① K		4	1	1	1	0	1	1
24 Pedro Alvarez, L (1, 5) OBP: 0.327, SLG: 0.484	1 SAFE X SI 88 0-0 1-3 1B		D CH 79 X SI 92 1-0 2-H HR		X FC 86 0-0 55 1B 12 1B 1-3 3-H 2B	B FF 89 F CH 79 X FF 89 1-1 HR		F CH 79 F SL 83 S SL 83 0-3 ② K		5	3	4	4	0	1	0
55 Michael McKenry, R (1, 2) OBP: 0.330, SLG: 0.500	S CU 78 B SI 88 F SI 89 D FS 84 X SI 90 2-2 ③ G5-3		C SI 91 B CU 81 F CU 80 X CH 80 1-2 ③ G6-3		D SI 88 B SI 89 X CU 78 2-0 5 HBP 12 1B 2-3 3-H 1B	S FF 91 X SL 83 0-1 ② 1B		B FF 90 F FF 90 B FF 91 S SL 83 S SL 83 2-3 ③ K		5	1	2	1	0	1	2
5 Josh Harrison, R (1, 4) OBP: 0.289, SLG: 0.375		B SI 88 B SI 89 B SI 89 C SI 88 C SI 89 X SI 89 3-2 53 SH1-3 31 1B 1B		B SI 89 C SI 90 F SI 90 B FS 86 F CH 79 B CU 81 X SI 91 3-2 ① G6-3	H SI 90 1-0 53 SH1-4 12 1B 1-2 HBP	C FF 90 X FF 89 0-1 ③ G6-3				3	0	1	0	0	0	0
12 Clint Barmes, R (1, 6) OBP: 0.250, SLG: 0.317		C SI 90 X FC 85 0-1 ① P3		B SI 91 X SI 90 1-0 ② L3	X SI 89 0-0 22 FC5 53 SH1-4 1-2 2-H 3-H 1B		C FF 89 F FF 88 X SL 82 0-2 ① F7			4	0	1	2	0	0	1
53 James McDonald, L (1, 1) OBP: 0.283, SLG: 0.156 19 Jeff Clement, L (7, PH) 30 Chris Resop, R (8, 1) 41 Hisanori Takahashi, L (9, 1)		X SI 89 0-0 ② SH1-3 1-2		B SI 90 S SI 90 B SI 90 B SI 90 S SI 91 B SI 90 4-2 31 BB BB	L SI 89 B SI 89 L SI 89 X FS 83 1-2 ① SH1-4 1-2 2-3		B FF 90 X FF 89 1-0 E6 23 3B			0 1 0 0	0 1 0 0	0 0 0 0	0 0 0 0	1 0 0 0	0 0 0 0	0 0 0 0

Inning Stats										
	R: 1 E: 0 K: 1 S: 13	H: 2 LOB: 2 BB: 1 P: 22	R: 0 E: 0 K: 0 S: 9	H: 2 LOB: 2 BB: 0 P: 13	R: 2 E: 0 K: 1 S: 14	H: 2 LOB: 0 BB: 0 P: 18	R: 0 E: 0 K: 0 S: 12	H: 0 LOB: 2 BB: 2 P: 24	R: 4 E: 0 K: 0 S: 13	H: 5 LOB: 3 BB: 1 P: 26
	R: 1 E: 0 K: 0 S: 8	H: 2 LOB: 0 BB: 0 P: 10	R: 1 E: 1 K: 1 S: 11	H: 1 LOB: 1 BB: 0 P: 15	R: 0 E: 0 K: 3 S: 9	H: 0 LOB: 0 BB: 0 P: 13				

| | | | | | | | | | |

St. Louis Cardinals @ Pittsburgh Pirates

PNC Park, Pittsburgh, PA

Wed Aug 29 2012, 7:14 PM - 9:53 PM EDT

Att. 19,398 - Partly Cloudy - 76 F

TOP

livebaseballscorecards.com

Batter	1	2	3	4	5	6	7	8	9	AB	R	H	RBI	BB	SO	LOB
19 Jon Jay, L (1, 8) OBP: 0.388, SLG: 0.414	B FF 90 B FF 89 C FF 90 B FF 90 C FF 90 F SI 90 F SI 89 F SI 90 B SI 90 4-2 7 FC6-4 BB		C FF 90 F FF 89 F FF 91 B CU 74 B SI 89 F FF 89 B CU 78 F FC 90 F FF 88 4-2 B SI 90 3 1B BB		B FF 89 B FF 88 C FF 88 B CU 76 B FF 88 4-1 BB		C SL 84 C SL 84 S SL 85 0-3 ③ K			1	0	0	0	3	1	1
3 Carlos Beltrán, S (1, 9) OBP: 0.340, SLG: 0.507	X SI 90 0-0 ① F8		X SI 89 0-0 1-2 1B		B CH 84 D CH 84 B SI 88 C SI 89 X SI 88 3-1 ③ G5-3			B FF 92 F FF 92 B FF 93 S FF 92 F FF 93 S FF 93 2-3 ① K		4	0	1	0	0	1	2
7 Matt Holliday, R (1, 7) OBP: 0.380, SLG: 0.525	S FF 89 B FF 90 B SI 89 B SI 90 X SI 89 3-1 ② FC6-4 1-2f		C CU 77 X FF 90 0-1 ③ F9			B FF 88 S CH 83 X FF 88 1-1 ① L8		B SL 82 F FF 92 F FF 93 F SL 82 S SL 82 1-3 ② K		4	0	0	0	0	1	3
21 Allen Craig, R (1, 3) OBP: 0.371, SLG: 0.572	B CU 77 B SI 89 F SI 89 B CU 76 X SI 89 3-1 ③ L7			C CH 84 B CH 84 F SI 90 B FF 89 B CU 76 X CH 84 3-2 ① G6-3		C FF 88 B CH 83 B CH 83 X SI 88 2-1 ② G5-3		B FF 94 X FF 92 1-0 ③ F9		4	0	0	0	0	0	1
23 David Freese, R (1, 5) OBP: 0.370, SLG: 0.475		B FF 89 B SI 90 S FF 89 C FC 89 X FC 89 2-2 ① F9		X CH 84 0-0 48 FC4-6 1B	F CH 82 X CU 74 0-1 1B				B FF 96 C FF 95 S FF 95 B SL 87 F FF 96 C SL 87 2-3 ① K	4	0	2	0	0	1	0
55 Skip Schumaker, L (1, 4) OBP: 0.370, SLG: 0.406 64 Trevor Rosenthal, R (6, 1) 33 Daniel Descalso, L (9, PH) OBP: 0.295, SLG: 0.315		C FF 89 X CU 77 0-1 ② G6-3		B FF 90 F FF 89 C CU 76 F FF 89 C SI 88 1-3 ② K	F SI 87 F FF 89 B FF 89 X CU 73 1-2 ③ F7				C FF 96 B SL 87 S FF 95 X FF 96 1-2 ② G3-1	3 0 1	0 0 0	0 0 0	0 0 0	0 0 0	1 0 0	2 0 0
48 Tony Cruz, R (1, 2) OBP: 0.264, SLG: 0.368		B FF 91 X FF 90 1-0 ③ G4-3		C CU 75 F FF 90 X CU 77 0-2 ③ FC4-6 1-2f			B SI 94 C SI 93 B SI 94 C SI 94 X SI 94 2-2 1B		B FF 95 X FF 95 1-0 1B	4	0	2	0	0	0	1
15 Rafael Furcal, S (1, 6) OBP: 0.326, SLG: 0.347			F FF 89 C CU 75 B FF 89 B CU 75 S FF 90 2-3 ① K		X CU 72 0-0 ① G6-3		B SI 94 F SI 94 B SI 94 F SI 94 X SI 94 2-2 ① F8		F FF 96 B FF 96 B FF 96 F FF 96 D SL 88 X FF 96 3-2 ③ F8	4	0	0	0	0	1	2
58 Joe Kelly, R (1, 1) OBP: 0.115, SLG: 0.115 13 Matt Carpenter, L (6, 4) OBP: 0.374, SLG: 0.493			B FF 89 B FF 90 S FF 89 F SI 89 X CU 75 2-2 ② G6-3		C FF 87 F CU 74 F FF 89 F CU 75 S FF 90 0-3 ② K		B SL 84 C SI 94 F SI 93 S SL 85 1-3 ② K			2 1	0 0	0 0	0 0	0 0	1 1	0 1
Inning Stats	R: 0 E: 0 K: 0 S: 10 H: 0 LOB: 1 BB: 1 P: 20	R: 0 E: 0 K: 0 S: 6 H: 0 LOB: 0 BB: 0 P: 9	R: 0 E: 0 K: 1 S: 15 H: 1 LOB: 2 BB: 1 P: 23	R: 0 E: 0 K: 1 S: 11 H: 1 LOB: 1 BB: 0 P: 15	R: 0 E: 0 K: 1 S: 9 H: 0 LOB: 1 BB: 1 P: 16	R: 0 E: 0 K: 0 S: 9 H: 1 LOB: 1 BB: 0 P: 13	R: 0 E: 0 K: 2 S: 12 H: 1 LOB: 1 BB: 0 P: 17	R: 0 E: 0 K: 2 S: 9 H: 0 LOB: 0 BB: 0 P: 13	R: 0 E: 0 K: 1 S: 11 H: 1 LOB: 1 BB: 0 P: 18	1B: 5 2B: 0 3B: 0 HR: 0	SF: 0 SAC: 0 DP: 0 HBP: 0					

	AB	32
	R	0
	H	5
	RBI	0
	BB	3
	SO	8
	LOB	13

WP: 0 PA: 35
PB: 0
SB: 0
CS: 0

PITCHER		IP	WLS	BF	H	R	ER	SO	BB	IBB	HBP	BLK	WP	HR	S	P	ERA	WHIP
51 Wandy Rodriguez, L ERA: 3.86	(1, 1)	6.0	W	24	3	0	0	3	3	0	0	0	0	0	60	96	0.00	1.000
44 Tony Watson, L ERA: 3.83	(7, 1)	1.0		4	1	0	0	2	0	0	0	0	0	0	12	17	0.00	1.000
39 Jason Grilli, R ERA: 2.2	(8, 1)	1.0		3	0	0	0	2	0	0	0	0	0	0	9	13	0.00	0.000
52 Joel Hanrahan, R ERA: 2.31	(9, 1)	1.0		4	1	0	0	1	0	0	0	0	0	0	11	18	0.00	1.000

PITCHER	IP	WLS	BF	H	R	ER	SO	BB	IBB	HBP	BLK	WP	HR	S	P	ERA	WHIP

BOTTOM

Batter	1	2	3	4	5	6	7	8	9	AB	R	H	RBI	BB	SO	LOB
31 Jose Tabata, R (1, 7) OBP: 0.304, SLG: 0.341	C SI 93 B SI 92 B SI 94 F SI 93 F SI 95 C SI 95 2-3 ① K		C SL 79 X SI 92 0-1 ① G5-3	B SI 94 B SI 93 B SI 94 B SI 92 4-0 BB		S FF 97 F FF 97 X SL 89 0-2 ② G6-3 2-3				3	0	0	0	1	1	1
23 Travis Snider, L (1, 9) OBP: 0.360, SLG: 0.462	B SI 94 C SI 94 B SI 96 C CH 85 X SI 96 2-2 46 2B 2B		B SI 92 B SI 93 B CH 83 B SI 92 4-0 22 F8 24 HR 22 S BB	X SI 93 0-0 ③ G1-3		D FF 99 D CH 88 F FF 98 C CU 81 F FF 99 F CH 87 X CU 81 2-2 ③ G3				3	2	1	0	1	0	2
22 Andrew McCutchen, R (1, 8) OBP: 0.409, SLG: 0.566	C SL 81 F SI 95 X SI 94 0-2 ② G1-3		B SI 95 F CH 85 B CU 76 S SI 94 D SL 81 X SL 79 3-2 ② F8 1-3		C SL 80 B SL 80 B SL 80 F SI 92 X SI 94 2-2 24 CS 1B		C SL 86 B SL 86 S FF 97 B FF 98 B CU 83 X FF 98 3-2 ① F8			4	0	1	0	0	0	2
46 Garrett Jones, L (1, 3) OBP: 0.317, SLG: 0.536 39 Jason Grilli, R (8, 1) 52 Joel Hanrahan, R (9, 1)	F CH 84 X SI 94 0-1 2-H 2B		B SI 94 B SL 80 D SL 78 B SI 94 4-0 24 HR BB		C CH 85 F CH 83 B CH 81 B SI 96 B SI 94 S CH 85 3-3 ① K		C FF 98 B FF 99 F FF 97 B FF 98 T FF 98 2-2 ② K			3 0 0	1 0 0	1 0 0	1 0 0	1 0 0	2 0 0	1 0 0
24 Pedro Alvarez, L (1, 5) OBP: 0.328, SLG: 0.494	C SI 94 D SL 83 X SI 95 1-1 ③ G1		S SI 94 B SI 94 B SI 94 B SI 94 X SL 82 3-1 1-H 3-H HR		B SI 93 B SI 94 X SI 95 2-0 ② 1-2 5 1B 2B		T FF 99 S FF 98 B FF 98 F FF 99 B FF 98 S CH 86 2-3 ③ K			4	2	2	3	0	1	1
5 Josh Harrison, R (1, 4) OBP: 0.293, SLG: 0.378		F SI 93 X SI 95 0-1 ① F8	B SL 80 C SI 95 X SI 93 1-1 1B		X SL 80 0-0 2-H 1B			B FF 96 X CU 84 1-0 ① G5-3		4	0	2	1	0	0	0
26 Rod Barajas, R (1, 2) OBP: 0.275, SLG: 0.336		C SL 80 B SL 82 C SI 95 F SL 81 F SL 79 F SI 95 F SL 78 X SI 95 1-2 12 G6-3 1B	1 SAFE B SI 93 B SI 95 F SI 95 1 SAFE 1 SAFE X SI 94 2-1 ③ F9		D SI 96 X CH 85 1-0 ③ G6-3			B FF 97 B FF 96 X FF 97 2-0 ② F8		4	0	1	0	0	0	2
12 Clint Barmes, R (1, 6) OBP: 0.250, SLG: 0.316		C SI 92 C SI 93 X SI 95 0-2 ② G6-3 1-2	C SI 93 F SI 92 F SI 95 F SL 81 S SL 79 0-3 ① K2-3			B FF 96 S FF 98 B FF 98 X FF 98 2-1 31 G6-3 19 G4-1 1B		C SL 86 F SL 87 F FF 98 F FF 98 F CU 79 B FF 98 F CU 79 B FF 99 T FF 98 2-2 ③ K		4	0	1	0	0	2	1
51 Wandy Rodriguez, S (1, 1) OBP: 0.080, SLG: 0.021 19 Jeff Clement, L (6, PH) 44 Tony Watson, L (7, 1) 14 Gaby Sanchez, R (8, 3) OBP: 0.259, SLG: 0.319		X SI 94 0-0 ③ G6-3	C SI 94 X SI 94 0-1 ② G5-3			X FF 98 0-0 ① 1-2 G4-1				2 1 0 0	0 0 0 0	0 0 0 0	0 0 0 0	0 0 0 0	0 0 0 0	1 1 0 0
Inning Stats	R: 1 E: 0 K: 1 S: 14 H: 2 LOB: 1 BB: 0 P: 19	R: 0 E: 0 K: 0 S: 13 H: 1 LOB: 1 BB: 0 P: 14	R: 3 E: 0 K: 0 S: 11 H: 2 LOB: 1 BB: 2 P: 28	R: 0 E: 0 K: 1 S: 8 H: 0 LOB: 1 BB: 1 P: 12	R: 1 E: 0 K: 1 S: 9 H: 3 LOB: 1 BB: 0 P: 17	R: 0 E: 0 K: 2 S: 11 H: 1 LOB: 1 BB: 0 P: 15	R: 0 E: 0 K: 0 S: 10 H: 0 LOB: 0 BB: 0 P: 17	R: 0 E: 0 K: 1 S: 9 H: 0 LOB: 0 BB: 0 P: 14		1B: 5 2B: 3 3B: 0 HR: 1	SF: 0 SAC: 0 DP: 0 HBP: 0			WP: 0 PB: 0 SB: 1 CS: 1	PA: 35	

PITCHER		IP	WLS	BF	H	R	ER	SO	BB	IBB	HBP	BLK	WP	HR	S	P	ERA	WHIP
58 Joe Kelly, R ERA: 3.61	(1, 1)	5.0	L	25	8	5	5	3	3	0	0	0	0	1	55	90	9.00	2.200
64 Trevor Rosenthal, R ERA: 2.35	(6, 1)	3.0		10	1	0	0	3	0	0	0	0	0	0	30	46	0.00	0.333

PITCHER	IP	WLS	BF	H	R	ER	SO	BB	IBB	HBP	BLK	WP	HR	S	P	ERA	WHIP

St. Louis Cardinals @ Pittsburgh Pirates

PNC Park, Pittsburgh, PA

Wed Aug 29 2012, 7:14 PM - 9:53 PM EDT

Att. 19,398 - Partly Cloudy - 76 F

livebaseballscorecards.com

AB	32
R	5
H	9
RBI	5
BB	3
SO	6
LOB	12

Batter	1	2	3	4	5	6	7	8	9	AB	R	H	RBI	BB	SO	LOB
7 Alex Presley, L (1, 8) OBP: 0.280, SLG: 0.388	B FF 94 X FF 93 1-0 ① F7		C SL 82 B SL 79 D SI 96 B SI 95 B FF 94 4-1 BB		C SL 78 B CU 78 B FF 90 X FF 92 2-1 23 WP 31 G4-3 1B		C SI 91 B SI 91 X SI 91 1-1 ② G4-3 2-H		C SI 95 B CU 79 C SI 95 X CU 78 1-2 2-H 1B	4	0	2	2	1	0	0
31 Jose Tabata, R (1, 7) OBP: 0.300, SLG: 0.337 48 Jared Hughes, R (7, 1) 41 Hisanori Takahashi, L (8, 1) 69 Jordy Mercer, R (9, PH) OBP: 0.241, SLG: 0.389	C FF 95 F FF 95 F SI 94 S SL 82 0-3 ② K		B FF 95 C FF 94 X FF 94 1-1 ③ G1-3		C FF 92 1 SAFE S SL 82 X FF 92 0-2 ② G4-3 1-2		C SL 79 B SI 91 S SI 90 B SL 82 F SI 92 S SL 81 2-3 ③ K		C CU 79 F SI 96 F SI 95 B CU 78 C CU 80 1-3 ③ K	4 0 0 1	0 0 0 0	0 0 0 0	0 0 0 0	0 0 0 1	2 0 0 1	3 0 0 1
23 Travis Snider, L (1, 9) OBP: 0.350, SLG: 0.447 (7, 7)	C FF 95 S SI 95 B SI 96 F SI 95 B SL 83 B SL 84 T FF 95 3-2 ③ K			B CU 76 C CU 77 C FF 92 X FF 94 1-2 ① L7	C FF 95 C SL 83 F FF 95 B SL 82 B FF 95 F SL 81 F FF 95 B FF 94 F FF 94 3-2 X FF 95 ③ F8 2-3			S SL 83 B SL 84 B FF 94 B FF 95 S FF 96 F FF 95 F SL 84 C FF 96 3-3 ① K		4	0	0	0	0	2	1
46 Garrett Jones, L (1, 3) OBP: 0.317, SLG: 0.541 (7, 9)		C FF 93 B FF 94 B SL 79 F FF 94 X SL 82 2-2 ① P4		B SL 82 B FF 93 X SI 94 2-0 HR		C SL 78 F FF 92 B SL 78 B FF 93 S SL 79 2-3 ① K		B FF 96 S SL 86 X FF 97 1-1 ② F7		4	1	1	1	0	1	0
24 Pedro Alvarez, L (1, 5) OBP: 0.332, SLG: 0.495		C SL 83 F FF 96 X SI 95 0-2 ② G6-3		S SL 82 B CH 82 C SL 80 B SL 79 X SL 80 2-2 55 2B 1B		S CH 79 S CH 79 F SI 92 B SI 94 B CH 82 B CH 80 F FF 91 B FF 93 4-2 BB		S SL 86 X SL 84 0-1 1B		3	0	2	0	1	0	0
55 Michael McKenry, R (1, 2) OBP: 0.329, SLG: 0.500		C SI 95 B FF 96 B FF 96 F FF 93 F SI 96 S SL 82 2-3 ③ K		B SI 93 S SL 82 X SI 93 1-1 1-3 2B		C SI 88 F SI 89 B SL 80 C SL 80 1-3 ② K		C FF 95 C FF 96 S FF 97 0-3 ③ K		4	0	1	0	0	3	2
5 Josh Harrison, R (1, 4) OBP: 0.297, SLG: 0.385			B SI 93 C FF 92 C SI 93 X SL 83 1-2 2B	B FF 95 S SL 81 F SL 81 F FF 96 X SL 80 1-2 ② P6		F SI 90 X SI 90 0-1 ③ G1-3			C SI 93 C CU 76 B CU 79 B SI 93 X SI 94 2-2 14 G5-3 7 1B 1B	4	1	2	0	0	0	3
12 Clint Barmes, R (1, 6) OBP: 0.247, SLG: 0.313			B SL 80 B SI 92 C FF 94 B SL 81 C FF 94 X FF 96 3-2 ① G6-3	S SL 78 F FF 94 D CU 77 D CU 76 X SL 82 2-2 ③ P2			C SL 78 B SI 89 C SI 89 B SI 92 F SL 81 X SI 91 2-2 ① G3-1		C SI 94 B CU 79 C CU 78 D CU 79 F CU 80 F CU 78 B SI 95 F CU 78 S SI 94 3-3 ① K	4	0	0	0	0	1	4
Jeff Karstens, R (1, 1) OBP: 0.107, SLG: 0.107 60 Kyle McPherson, R (1, 1) 29 Kevin Correia, R (3, 1) OBP: 0.143, SLG: 0.143 14 Gaby Sanchez, R (7, PH) OBP: 0.261, SLG: 0.325 (7, 3)			C FF 94 B FF 96 C SI 96 B SI 96 S FF 93 2-3 ② K		C FF 90 X FF 91 0-1 ① F8		C SL 78 B SI 90 F SI 91 X SI 91 1-2 7 WP 7 G4-3 2B		C CU 78 B CU 79 B CU 80 B SI 95 X SI 94 3-1 1-2 ② G5-3	0 1 1 2	0 0 0 1	0 0 0 1	0 0 0 0	0 0 0 0	0 1 0 1	0 1 0 1
Inning Stats	R: 0 H: 0 E: 0 LOB: 0 K: 2 BB: 0 S: 9 P: 13	R: 0 H: 0 E: 0 LOB: 0 K: 1 BB: 0 S: 10 P: 14	R: 0 H: 1 E: 0 LOB: 2 K: 1 BB: 1 S: 12 P: 23	R: 1 H: 3 E: 0 LOB: 2 K: 0 BB: 0 S: 16 P: 25	R: 0 H: 1 E: 0 LOB: 1 K: 0 BB: 0 S: 14 P: 19	R: 0 H: 0 E: 0 LOB: 1 K: 2 BB: 1 S: 12 P: 19	R: 1 H: 1 E: 0 LOB: 0 K: 1 BB: 0 S: 13 P: 19	R: 0 H: 1 E: 0 LOB: 1 K: 2 BB: 0 S: 12 P: 16	R: 1 H: 2 E: 0 LOB: 1 K: 2 BB: 0 S: 18 P: 28	1B: 5 SF: 0 2B: 3 SAC: 0 3B: 0 DP: 0 HR: 1 HBP: 0					WP: 2 PA: 38 PB: 0 SB: 0 CS: 0	

PITCHER		IP	WLS	BF	H	R	ER	SO	BB	IBB	HBP	BLK	WP	HR	S	P	ERA	WHIP
37 Mark Rogers, R ERA: 3.92	(1, 1)	5.1	W	23	5	1	1	5	2	0	0	0	1	1	68	107	1.69	1.312
50 Kameron Loe, R ERA: 3.57	(6, 1)	1.2		6	1	1	1	2	0	0	0	0	1	0	18	25	5.40	0.600
51 Jim Henderson, R ERA: 3.07	(8, 1)	1.0	H	4	1	0	0	2	0	0	0	0	0	0	12	16	0.00	1.000
40 Jose Veras, R ERA: 4.39	(9, 1)	1.0		5	2	1	1	2	0	0	0	0	0	0	18	28	9.00	2.000

PITCHER	IP	WLS	BF	H	R	ER	SO	BB	IBB	HBP	BLK	WP	HR	S	P	ERA	WHIP

TOP

Pittsburgh Pirates @ Milwaukee Brewers

Miller Park, Milwaukee, WI

Fri Aug 31 2012, 7:11 PM - 10:50 PM CDT

Att. 33,877 - Overcast - 77 F

livebaseballscorecards.com

AB	36
R	3
H	9
RBI	3
BB	2
SO	11
LOB	16

Batter	1	2	3	4	5	6	7	8	9	AB	R	H	RBI	BB	SO	LOB
2 Nyjer Morgan, L (1, 9) OBP: 0.306, SLG: 0.311	C CH 84 F SI 88 B FF 89 F CU 70 B SI 87 X SI 86 2-2 23 1B 16 1B 2B	C FF 91 F FF 93 F CU 77 F FF 94 F CU 78 F CU 78 F FF 95 X FF 94 0-2 16 BB 23 HBP 1 PB 1B	B SI 90 C CH 86 X CH 86 1-1 23 S 1B		B SI 90 B SI 90 B SI 90 C SI 89 F SI 90 F SI 89 B SI 89 4-2 BB		B SI 92 1 SAFE X SI 92 1-0 ③ G3	C FF 89 F FF 89 S SL 77 0-3 ③ K		5	2	3	0	1	1	3
23 Rickie Weeks Jr., R (1, 4) OBP: 0.330, SLG: 0.375	X FF 87 0-0 8 S 16 1B 2-3 1B	H CU 76 1-0 1 PB 16 BB 1-2 HBP	F FC 88 B SL 88 C SI 90 B SI 92 F SL 86 F SI 92 F SL 88 S CU 78 2-3 ③ K 1-2		F SL 88 S SI 90 X SI 91 0-2 ③ G4-3			B CU 65 B CH 81 C FF 89 X FF 89 2-1 ① F9		4	1	1	0	0	1	2
8 Ryan Braun, R (1, 7) OBP: 0.387, SLG: 0.606	B SI 88 C CU 71 F FF 89 1 SAFE S SI 90 1-3 ① K 1-2	X FF 93 0-0 ① F6		C FF 88 B CH 85 X CH 85 1-1 ① F9		B SI 89 F SI 90 X SI 91 1-1 ① P3		B FF 90 X CH 81 1-0 16 HR 1B		5	1	1	0	0	1	4
16 Aramis Ramirez, R (1, 5) OBP: 0.358, SLG: 0.532	B SL 77 X CU 71 1-0 1 HR 2-H 3-H 1B	B FF 94 S FF 94 B CU 78 F FF 95 F FF 96 B CU 79 B CU 76 4-2 1 PB 1-2 2-3 BB		S SI 92 B SL 88 C SI 92 B SI 92 X SI 92 2-2 20 FC6-4 1 1B 1B		F SL 88 C SI 91 B CU 80 X SI 90 1-2 ② L6		F CH 78 X FF 86 0-1 1-H HR		4	2	3	4	1	0	0
1 Corey Hart, R (1, 3) OBP: 0.333, SLG: 0.507	B SL 78 1 SAFE 1 SAFE S SI 88 S SL 75 F SL 75 1 SAFE X CU 67 1-2 1-H HR	B SI 93 F FF 94 H CU 77 2-1 1-2 2-3 3-H HBP		C SI 91 P PO 87 F SI 91 D CU 78 F CU 77 X SI 91 2-2 20 FC6-4 1-2 1B		B FF 91 X SI 91 1-0 20 FC5-4 1B		B CU 67 C FF 88 B CH 82 S CH 81 S CH 81 2-3 ② K		4	1	3	2	0	1	0
20 Jonathan Lucroy, R (1, 2) OBP: 0.385, SLG: 0.549	C CH 85 X SI 85 0-1 27 E 27 S 1B	C FF 94 B FF 94 S FF 94 B CU 78 F CU 78 F FF 95 B FF 95 F FF 95 S FF 95 3-3 ② K		B SL 87 F SL 87 B SI 92 F SI 93 X FF 88 2-2 ② FC6-4 1-2f 2-3		X SI 90 0-0 ③ FC5-4 1-2f		B FF 89 B FF 89 B FF 89 B FF 89 4-0 27 2B BB		4	1	1	0	1	1	6
27 Carlos Gómez, R (1, 8) OBP: 0.301, SLG: 0.463	C FF 93 1 SAFE B FF 93 B FF 92 F CU 76 S CU 77 2-3 ② K2-3 1-3	S FF 93 S FF 96 S FF 96 0-3 ③ K		F SI 90 B SI 91 S SI 90 B FF 91 C SI 91 2-3 ③ K			X SI 93 0-0 ① B1-3	B CH 80 X CH 79 1-0 9 1B 1-H 2B		5	1	1	1	0	3	6
9 Jean Segura, R (1, 6) OBP: 0.240, SLG: 0.229	B CU 76 B FF 94 B CU 75 B FF 94 4-0 37 S BB		C SI 91 X SI 91 0-1 ① G4-3		C FF 87 X SI 89 0-1 ① G6-3		C SI 93 X SL 86 0-1 ② G6-3	X CU 67 0-0 14 BB 2-H 1B		4	0	1	1	1	0	0
37 Mark Rogers, R (1, 1) OBP: 0.214, SLG: 0.357 50 Kameron Loe, R (6, 1) 45 Travis Ishikawa, L (7, PH) OBP: 0.328, SLG: 0.439 51 Jim Henderson, L (8, 1) 14 Jeff Bianchi, R (8, PH) OBP: 0.214, SLG: 0.333 40 Jose Veras, R (9, 1)	C FF 93 D CU 77 D FF 93 X FF 94 2-1 ③ G1 1-2		B SI 91 C SI 91 F SI 91 X SL 87 1-2 ② G3-1		X SI 90 0-0 ② L4		B SI 94 X SI 93 1-0 1B	B SI 87 B FF 88 B CH 79 B FF 87 4-0 1-2 BB		3 0 1 0 0 0	0 0 0 0 0 0	0 0 1 0 0 0	0 0 0 0 1 0	0 0 0 0 0 0	0 0 0 0 0 0	2 0 0 0 0 0
Inning Stats	R: 4 E: 0 K: 2 S: 20 H: 5 LOB: 2 BB: 1 P: 33	R: 1 E: 0 K: 2 S: 22 H: 1 LOB: 3 BB: 1 P: 32	R: 0 E: 0 K: 1 S: 13 H: 1 LOB: 1 BB: 0 P: 17	R: 0 E: 0 K: 1 S: 16 H: 2 LOB: 2 BB: 0 P: 24	R: 0 E: 0 K: 0 S: 9 H: 0 LOB: 1 BB: 1 P: 13	R: 0 E: 0 K: 0 S: 7 H: 1 LOB: 1 BB: 0 P: 10	R: 0 E: 0 K: 0 S: 5 H: 1 LOB: 1 BB: 0 P: 7	R: 4 E: 0 K: 2 S: 13 H: 4 LOB: 2 BB: 2 P: 27		1B: 11 2B: 2 3B: 0 HR: 2 SF: 0 SAC: 0 DP: 0 HBP: 2					

PITCHER		IP	WLS	BF	H	R	ER	SO	BB	IBB	HBP	BLK	WP	HR	S	P	ERA	WHIP
Jeff Karstens, R ERA: 3.89	(1, 1)	0.1	L	6	5	4	4	1	0	0	0	0	0	1	15	20	108.00	15.000
60 Kyle McPherson, R ERA: 2.45	(1, 1)	1.2		10	1	1	1	3	2	0	2	0	0	0	27	45	5.40	1.800
29 Kevin Correia, R ERA: 4.4	(3, 1)	4.0		17	4	0	0	2	1	0	0	0	0	0	45	64	0.00	1.250
48 Jared Hughes, R ERA: 2.78	(7, 1)	1.0		4	1	0	0	0	0	0	0	0	0	0	5	7	0.00	1.000
41 Hisanori Takahashi, L ERA: 5.4	(8, 1)	1.0		9	4	4	4	2	2	0	0	0	0	1	13	27	36.00	6.000

PITCHER	IP	WLS	BF	H	R	ER	SO	BB	IBB	HBP	BLK	WP	HR	S	P	ERA	WHIP

BOTTOM

Pittsburgh Pirates @ Milwaukee Brewers

Miller Park, Milwaukee, WI

Fri Aug 31 2012, 7:11 PM - 10:50 PM CDT

Att. 33,877 - Overcast - 77 F

livebaseballscorecards.com

AB	39
R	9
H	15
RBI	8
BB	5
SO	8
LOB	23

Pittsburgh Pirates @ Milwaukee Brewers

Miller Park, Milwaukee, WI

Sat Sep 01 2012, 6:12 PM - 9:13 PM CDT

Att. 32,060 - Cloudy - 71 F

livebaseballscorecards.com

TOP

Batter	1	2	3	4	5	6	7	8	9	AB	R	H	RBI	BB	SO	LOB
7 Alex Presley, L (1, 7) OBP: 0.280, SLG: 0.390	C FF 90 F CH 78 B FF 91 B FF 91 S CU 79 2-3 ① K		C FF 90 C FF 91 B CH 78 T FF 92 1-2 ③ K			C CU 77 B CH 79 X CU 78 1-1 ① 46 1B 2B		X SI 94 0-0 ① SH1-4 1-2	B FF 98 C FF 97 C FF 98 C FF 98 1-3 ③ K	4	0	1	0	0	3	3
23 Travis Snider, L (1, 9) OBP: 0.347, SLG: 0.437	S FF 90 S FF 92 S FF 92 0-3 ② K			X CU 78 0-0 ① B1-3		B FF 90 B FF 90 B CU 78 B FF 89 4-0 46 1B BB		B FF 94 F FF 95 B SL 84 C FF 96 S FF 96 2-3 ② K		3	0	0	0	1	2	1
22 Andrew McCutchen, R (1, 8) OBP: 0.410, SLG: 0.567	B FF 92 C FF 91 F CH 79 X CH 79 1-2 ③ G5-3			C FF 90 X FF 91 0-1 46 G3-1 2B		S CH 78 D CH 78 2 SAFE B FF 90 F CH 78 D CH 78 S FF 92 3-3 ② K		C SL 86 X FF 97 0-1 46 E 46 S 2-H 1B		4	0	2	1	0	1	2
46 Garrett Jones, L (1, 3) OBP: 0.316, SLG: 0.537		C CU 76 F FF 91 F CU 79 F CU 79 S FF 91 0-3 ① K		B CU 78 X CH 77 1-0 ② G3-1 2-3		B FF 92 B CH 80 2 SAFE S FF 90 X CH 78 2-1 1-2 2-3 1B		B FF 96 B FF 96 F FF 95 F SL 84 F FF 96 C SL 85 2-3 ③ K 1-3		4	0	1	0	0	2	2
24 Pedro Alvarez, L (1, 5) OBP: 0.331, SLG: 0.500		C FF 90 S FF 91 B FF 91 F FF 92 X CU 80 1-2 HR		C FF 91 B FF 92 S CH 80 F CH 79 X FF 92 1-2 ③ L7		D CH 79 B FF 90 F CH 79 T FF 91 F FF 92 B FF 91 F CH 80 F FF 92 F FF 92 3-3 ③ K			F FF 95 B CU 78 B FF 96 X FF 96 2-1 ① G6-3	4	1	1	1	0	1	4
5 Josh Harrison, R (1, 4) OBP: 0.291, SLG: 0.378		B FF 91 C CU 80 F CH 79 B FF 92 B FF 91 S FF 92 3-3 ② K			B CU 78 B FF 90 F CH 79 S FF 90 T FF 91 2-2 ① K		X CU 78 0-0 ① G5-3		C FF 98 F FF 98 X CU 81 0-2 ② G5-3	4	0	0	0	0	2	0
26 Rod Barajas, R (1, 2) OBP: 0.275, SLG: 0.335 69 Jordy Mercer, R (9, PR) OBP: 0.241, SLG: 0.389 (9, 6)		C CU 78 B FF 92 X FF 91 1-1 ③ F9		F CU 78 F CU 79 X FF 92 0-2 ② P5			C CU 78 F CH 77 F FF 91 F FF 90 B CU 80 X FF 92 1-2 ② F9		B CU 80 X FF 97 1-0 14 BB 55 BB 1B	4 0	0 0	1 0	0 0	0 0	0 0	0 0
12 Clint Barmes, R (1, 6) OBP: 0.246, SLG: 0.311 55 Michael McKenry, R (9, PH) OBP: 0.332, SLG: 0.500 (9, 2)			C FF 90 X CU 78 0-1 ① G6-3		C FF 91 F CU 78 B FF 91 F FF 91 X CU 78 1-2 ③ P3		C CU 81 T FF 91 X CU 79 0-2 ③ L7		C SL 84 B FF 97 B SL 84 C FF 98 D FF 99 B SL 85 4-2 14 BB 1-2 BB	3 0	0 0	0 0	0 0	0 1	0 0	0 0
34 A.J. Burnett, R (1, 1) OBP: 0.111, SLG: 0.059 48 Jared Hughes, R (7, 1) 2 Brock Holt, L (8, PH) 39 Jason Grilli, R (8, 1) 14 Gaby Sanchez, R (9, PH) OBP: 0.264, SLG: 0.326 52 Joel Hanrahan, R (9, 1)			C FF 89 C FF 91 C FF 92 0-3 ② K			C FF 89 F FF 90 S FF 91 0-3 ① K		B FF 94 B FF 92 B FF 94 B FF 94 4-0 7 SH1-4 22 1B BB	B CU 80 B FF 98 B FF 96 C FF 97 C FF 96 F SL 86 B FF 97 4-2 1-2 2-3 BB	2 0 0 0 0 0 0	0 0 1 0 0 0 0	0 0 0 0 0 0 0	0 0 0 0 0 1 0	2 0 1 0 0 0 0	0 0 0 0 0 0 0	0 0 0 0 0 0 0
Inning Stats	R: 0 E: 0 K: 2 S: 9 H: 0 LOB: 0 BB: 0 P: 12	R: 1 E: 0 K: 2 S: 14 H: 1 LOB: 0 BB: 0 P: 19	R: 0 E: 0 K: 2 S: 8 H: 0 LOB: 0 BB: 0 P: 9	R: 0 E: 0 K: 0 S: 8 H: 1 LOB: 1 BB: 0 P: 10	R: 0 E: 0 K: 1 S: 10 H: 0 LOB: 0 BB: 0 P: 13	R: 0 E: 0 K: 3 S: 18 H: 2 LOB: 3 BB: 1 P: 31	R: 0 E: 0 K: 0 S: 9 H: 0 LOB: 0 BB: 0 P: 10	R: 1 E: 0 K: 2 S: 10 H: 1 LOB: 1 BB: 1 P: 18	R: 0 E: 0 K: 1 S: 14 H: 1 LOB: 3 BB: 2 P: 26	1B: 3 2B: 2 3B: 0 HR: 1 SF: 0 SAC: 1 DP: 0 HBP: 0						

	AB	32
	R	2
	H	6
	RBI	2
	BB	4
	SO	13
	LOB	12

WP: 0 PB: 0 SB: 1 CS: 0 PA: 37

PITCHER		IP	WLS	BF	H	R	ER	SO	BB	IBB	HBP	BLK	WP	HR	S	P	ERA	WHIP
41 Marco Estrada, R ERA: 3.85	(1, 1)	7.0		26	4	1	1	10	1	0	0	0	0	1	76	104	1.29	0.714
51 Jim Henderson, R ERA: 3.45	(8, 1)	1.0	B	5	1	1	1	2	1	0	0	0	0	0	10	18	9.00	2.000
59 John Axford, R ERA: 5.07	(9, 1)	1.0	W	6	1	0	0	1	2	0	0	0	0	0	14	26	0.00	3.000

PITCHER	IP	WLS	BF	H	R	ER	SO	BB	IBB	HBP	BLK	WP	HR	S	P	ERA	WHIP

Batter	1	2	3	4	5	6	7	8	9	AB	R	H	RBI	BB	SO	LOB
2 Nyjer Morgan, L (1, 9) OBP: 0.302, SLG: 0.307	C SI 94 X SI 94 0-1 ① G4-3		F SI 93 F KC 83 X KC 83 0-2 ② FC6-4 23 PO 1-2f			C KC 81 S KC 82 S KC 83 0-3 ② K		L FF 94 F FF 96 T FF 94 0-2 ① K		4	0	0	0	0	2	2
59 John Axford, R (9, 1)										0	0	0	0	0	0	0
23 Rickie Weeks Jr., R (1, 4) OBP: 0.330, SLG: 0.374	B FF 94 S FF 93 B FF 93 S FF 94 T FF 94 2-2 ② K		1 SAFE 1 SAFE 0-0 ③ PO 1-2	F FF 92 B KC 82 B FF 94 X SI 94 2-1 ① G6-3		X KC 81 0-0 8 S 1B		B FF 95 F FF 94 T FF 95 X FF 94 1-2 ② P3		4	0	1	0	0	1	1
8 Ryan Braun, R (1, 7) OBP: 0.388, SLG: 0.603	B KC 81 C FF 94 B SI 92 C KC 83 S FF 95 2-3 ③ K			B KC 81 B FF 93 S FF 93 B FF 92 F SI 94 F SI 94 B FF 94 4-2 16 S BB		T KC 82 B KC 85 S KC 83 S KC 84 1-3 ③ K 1-2		I IN 68 I IN 68 I IN 72 I IN 70 4-0 IBB		2	0	0	0	2	2	1
16 Aramis Ramirez, R (1, 5) OBP: 0.355, SLG: 0.528		S KC 82 S KC 84 B KC 84 B KC 83 B FF 95 C FF 95 3-3 ① K		B FF 94 1 SAFE C SI 93 X SI 94 1-1 ② G6-3 1-2			X KC 82 0-0 ① G6-3	F FF 94 S SL 85 F SL 82 B FF 94 X FF 94 1-2 ③ P4		4	0	0	0	0	1	3
1 Corey Hart, R (1, 3) OBP: 0.335, SLG: 0.512		B KC 82 C FF 95 B FF 95 C FF 95 F SI 95 S KC 84 2-3 ② K		B FF 94 S KC 85 X FF 94 1-1 ③ F9			B KC 82 C KC 82 B KC 82 F FF 92 B KC 82 B SI 93 4-2 20 G5-3 27 2B BB		C FF 97 X SL 88 0-1 HR	3	2	1	1	1	1	1
20 Jonathan Lucroy, R (1, 2) OBP: 0.380, SLG: 0.542		B FF 95 B KC 84 B FF 94 C FF 93 F FF 94 F FF 95 C SI 95 3-3 ③ K			S KC 81 C KC 82 B KC 84 X SI 92 1-2 ① F9		1 SAFE 1 SAFE B KC 81 C SI 92 X KC 82 1-1 ② G5-3 1-2			3	0	0	0	0	1	1
27 Carlos Gómez, R (1, 8) OBP: 0.304, SLG: 0.467			B FF 93 B FF 94 B SI 94 F FF 93 F FF 93 F SI 94 B SI 94 4-2 41 S 9 S 41 WP BB		T SI 92 X SI 92 0-1 ② G6-3		C SI 92 X KC 83 0-1 2-H 2B			2	1	1	1	1	0	0
9 Jean Segura, R (1, 6) OBP: 0.231, SLG: 0.219			B FF 93 F SI 94 F KC 82 S KC 83 1-3 ① K 1-2		B FF 93 B SI 92 F SI 93 X FF 92 2-1 ③ F8		X SI 93 0-0 ③ G6-3			3	0	0	0	0	1	2
41 Marco Estrada, R (1, 1) OBP: 0.129, SLG: 0.167			B SI 92 B FF 93 B SI 91 B FF 91 4-0 2 FC6-4 2-H BB			S FF 91 C KC 80 B KC 80 B SI 92 C FF 92 3-3 ① K		C FF 93 F FF 94 B FF 95 X SL 83 1-2 E2 1B		1	0	0	0	1	1	0
51 Jim Henderson, L (8, 1)										0	0	0	0	0	0	0
7 Norichika Aoki, L (8, PH) OBP: 0.351, SLG: 0.406 (9, 9)										1	0	1	0	0	0	0
Inning Stats	R: 0 E: 0 K: 2 S: 8 H: 0 LOB: 0 BB: 0 P: 12	R: 0 E: 0 K: 3 S: 11 H: 0 LOB: 0 BB: 0 P: 19	R: 1 E: 0 K: 1 S: 9 H: 0 LOB: 0 BB: 2 P: 18	R: 0 E: 0 K: 0 S: 9 H: 0 LOB: 1 BB: 1 P: 17	R: 0 E: 0 K: 0 S: 7 H: 0 LOB: 0 BB: 0 P: 10	R: 0 E: 0 K: 3 S: 10 H: 1 LOB: 1 BB: 0 P: 14	R: 1 E: 0 K: 0 S: 8 H: 1 LOB: 1 BB: 1 P: 13	R: 0 E: 1 K: 1 S: 13 H: 1 LOB: 2 BB: 1 P: 20	R: 1 E: 0 K: 0 S: 2 H: 1 LOB: 0 BB: 0 P: 2	1B: 2 2B: 1 3B: 0 HR: 1	SF: 0 SAC: 0 DP: 0 HBP: 0			WP: 1 PB: 0 SB: 4 CS: 0	PA: 33		

PITCHER		IP	WLS	BF	H	R	ER	SO	BB	IBB	HBP	BLK	WP	HR	S	P	ERA	WHIP
34 A.J. Burnett, R ERA: 3.63	(1, 1)	6.2		25	2	2	2	9	4	0	0	0	1	0	61	102	2.70	0.900
48 Jared Hughes, R ERA: 2.77	(7, 1)	0.1		1	0	0	0	0	0	0	0	0	0	0	1	1	0.00	0.000
39 Jason Grilli, R ERA: 2.16	(8, 1)	1.0		5	1	0	0	1	0	1	0	0	0	0	13	20	0.00	1.000
52 Joel Hanrahan, R ERA: 2.49	(9, 1)	0.0	L	1	1	1	1	0	0	0	0	0	0	1	2	2	∞	∞

PITCHER	IP	WLS	BF	H	R	ER	SO	BB	IBB	HBP	BLK	WP	HR	S	P	ERA	WHIP

BOTTOM

Pittsburgh Pirates @ Milwaukee Brewers

Miller Park, Milwaukee, WI

Sat Sep 01 2012, 6:12 PM - 9:13 PM CDT

Att. 32,060 - Cloudy - 71 F

livebaseballscorecards.com

AB	27
R	3
H	4
RBI	2
BB	5
SO	10
LOB	11

Pittsburgh Pirates @ Milwaukee Brewers

Miller Park, Milwaukee, WI

Sun Sep 02 2012, 1:12 PM - 4:48 PM CDT

Att. 32,728 - Partly Cloudy - 76 F

livebaseballscorecards.com

Batter	1	2	3	4	5	6	7	8	9	AB	R	H	RBI	BB	SO	LOB
2 Brock Holt, L (1, 4) OBP: 0.500, SLG: 0.400	B FF 90 C FF 89 C FF 91 B CU 79 F FF 91 F FF 92 C SL 89 2-3 **K** ①	B FF 92 B FF 91 C FF 92 B SL 89 C FF 92 F FF 92 X FF 92 3-2 **L8** ③		C FF 92 B SL 88 B SI 91 B FF 90 F FF 90 F FF 91 X FF 91 3-2 31 1B **1B**	B SL 86 B FF 92 B FF 91 C SI 92 C SI 91 X FF 92 3-2 **1-3** **2-H** 1B			C SI 93 B SI 94 F SI 94 C CU 79 1-3 **K** ①		5	0	2	1	0	2	0
31 Jose Tabata, R (1, 7) 61 Justin Wilson, L (5, 1) 30 Chris Resop, R (6, 1) 7 Alex Presley, L (8, PH) OBP: 0.279, SLG: 0.388 44 Tony Watson, L (8, 1)	C FF 92 B SI 93 X SL 89 1-1 **G1-3** ②		B FF 91 B FF 92 C FF 91 X FF 92 2-1 14 F8 46 BB 55 1B **1B**	B SL 88 X SI 92 1-0 22 **G6-4-3** **1-2** 1B	B SI 89 F SI 88 X SI 89 1-1 **G5-3** ③			C SI 94 F SI 93 C CU 77 0-3 **K** ②		4 0 0 1 0	1 0 0 0 0	2 0 0 0 0	0 0 0 0 0	0 0 0 1 0	0 0 0 0 0	2 0 0 0 0
22 Andrew McCutchen, R (1, 8) OBP: 0.408, SLG: 0.564	B SI 92 B SI 93 C SI 93 X FF 91 2-1 14 1B 46 BB **1B**		1 SAFE B FF 90 C SI 91 X SL 88 1-1 **F9** ①	X SL 90 0-0 **G6-4-3** ② ③ **1-2f**		F SI 88 F SI 88 B SI 91 X SI 90 1-2 **L6** ①		B SI 95 B SI 94 C SI 94 C CU 80 B SI 95 X SI 94 3-2 **G4-3** ③		5	1	1	0	0	0	3
46 Garrett Jones, L (1, 9) OBP: 0.324, SLG: 0.549	B CU 79 D SI 92 B FF 92 B FF 92 4-0 14 1B **1-2** BB		B CU 81 C SI 92 C SL 88 B FF 92 B SL 88 B SI 93 4-2 24 BB 55 1B **1-2** BB		C FF 89 F FF 91 B FF 90 B CU 79 X CU 79 2-2 14 HR **1B**	B SI 89 F SI 87 B SL 77 X SI 89 2-1 **HR**			C FF 89 F FS 82 B FS 80 B FS 83 X FF 92 2-2 14 BB **1B**	3	3	3	1	2	0	0
14 Gaby Sanchez, R (1, 3) OBP: 0.270, SLG: 0.340	B FF 92 C SI 92 F CU 79 F SI 93 B FF 93 B SI 94 F SI 94 X FF 94 3-2 24 FC4-6 **1-3** **2-H** **1B**		C CU 80 D CU 79 S FF 93 D CU 81 F FF 92 F FF 92 B CU 80 X SI 92 3-2 **F8** ② **2-3**		F FF 91 X FF 92 0-1 **1-H** **HR**	C SL 79 C SL 80 B SL 82 B SI 91 F SI 91 B SL 82 X SI 90 3-2 **G6-3** ②			D FF 90 C FF 92 B FF 92 B FF 92 B FF 91 4-1 **1-2** **BB**	4	1	2	3	1	0	2
24 Pedro Alvarez, L (1, 5) OBP: 0.330, SLG: 0.495	X CU 80 0-0 **FC4-6** ③ **1-2f**		B CU 78 B SL 88 C CU 78 B CU 78 B FF 91 4-1 55 1B **1-2** **BB**		C CU 79 B CU 79 F SI 91 B FF 92 C FF 92 2-3 **K** ①	S SI 90 S SI 90 F SI 90 X SI 91 0-2 **G4-1** ③			X FF 97 0-0 **F7** ①	4	0	0	0	1	1	4
55 Michael McKenry, R (1, 2) OBP: 0.338, SLG: 0.516		C FF 90 S FF 90 X CU 77 0-2 **HR**	X FF 92 0-0 **1-2** **2-H** **3-H** **1B**		C FF 93 B FF 94 S CU 80 B CU 81 B FF 93 B FF 94 4-2 23 1B 2 1B **BB**		C FF 93 X FF 93 0-1 **F8** ①		C FF 97 S FF 97 B FF 98 D CU 82 F FF 97 B FF 98 F FF 98 F FF 97 T FF 97 3-2 **K** ②	4	2	2	3	1	1	2
5 Josh Harrison, R (1, 6) OBP: 0.284, SLG: 0.368		X FF 92 0-0 **B1** ① B CU 80 C FF 92 C FF 92 D CU 79 B FF 92 S FF 92 3-3 **K** ③			F FF 92 S FF 92 X SI 92 0-2 **F9** ②		B FF 92 C SI 93 X FF 93 1-1 **F8** ②		B FF 98 C FF 98 F FF 98 B FF 98 S FF 99 2-3 **K** ③	5	0	0	0	0	2	5
53 James McDonald, L (1, 1) OBP: 0.278, SLG: 0.152 63 Chris Leroux, L (3, 1) 23 Travis Snider, L (5, PH) OBP: 0.349, SLG: 0.438 (5, 7)		B FF 91 B FF 91 B FF 91 C FF 91 C FF 91 C FF 91 3-3 **K** ②		C FF 91 X FF 92 0-1 **G6-3** ①	C CU 78 B CU 79 X FF 92 1-1 2 1B **1-2** **1B**		F FF 93 F FF 92 B FF 92 X FF 93 1-2 **F7** ③			1 1 2	0 0 0	0 0 1	0 0 0	1 0 0	0 0 0	0 0 0

Inning Stats																																	
	R: 1	H: 2	E: 0	LOB: 2	K: 1	BB: 1	S: 15	P: 27	R: 1	H: 1	E: 0	LOB: 0	K: 1	BB: 0	S: 11	P: 17	R: 2	H: 2	E: 0	LOB: 2	K: 1	BB: 2	S: 16	P: 33	R: 0	H: 2	E: 0	LOB: 1	K: 0	BB: 0	S: 8	P: 12	R: 3	H: 4	E: 0	LOB: 2	K: 1	BB: 1	S: 20	P: 33	R: 1	H: 1	E: 0	LOB: 0	K: 0	BB: 0	S: 13	P: 19	R: 0	H: 0	E: 0	LOB: 0	K: 0	BB: 0	S: 7	P: 9	R: 0	H: 0	E: 0	LOB: 0	K: 2	BB: 0	S: 9	P: 13	R: 0	H: 1	E: 0	LOB: 2	K: 2	BB: 1	S: 14	P: 25	1B: 10	SF: 0	2B: 0	SAC: 0	3B: 0	DP: 1	HR: 3	HBP: 0	WP: 0	PA: 44	PB: 0	SB: 0	CS: 0

PITCHER		IP	WLS	BF	H	R	ER	SO	BB	IBB	HBP	BLK	WP	HR	S	P	ERA	WHIP
49 Yovani Gallardo, R ERA: 3.79	(1, 1)	4.2		28	11	7	7	4	4	0	0	0	0	2	68	119	13.50	3.214
50 Kameron Loe, R ERA: 3.64	(5, 1)	1.1	W	5	1	1	1	0	0	0	0	0	0	1	15	22	6.75	0.750
57 Francisco Rodríguez, R ERA: 5.12	(7, 1)	1.0		3	0	0	0	0	0	0	0	0	0	0	7	9	0.00	0.000
40 Jose Veras, R ERA: 4.31	(8, 1)	1.0		3	0	0	0	2	0	0	0	0	0	0	9	13	0.00	0.000
26 Manny Parra, L ERA: 4.62	(9, 1)	0.0		2	1	0	0	0	1	0	0	0	0	0	4	10	∞	∞

PITCHER		IP	WLS	BF	H	R	ER	SO	BB	IBB	HBP	BLK	WP	HR	S	P	ERA	WHIP
59 John Axford, R ERA: 4.98	(9, 1)	1.0	S	3	0	0	0	2	0	0	0	0	0	0	10	15	0.00	0.000

TOP

AB	39
R	8
H	13
RBI	8
BB	5
SO	8
LOB	18

BOTTOM

Pittsburgh Pirates @ Milwaukee Brewers

Miller Park, Milwaukee, WI

Sun Sep 02 2012, 1:12 PM - 4:48 PM CDT

Att. 32,728 - Partly Cloudy - 76 F

livebaseballscorecards.com

Batter	1	2	3	4	5	6	7	8	9	AB	R	H	RBI	BB	SO	LOB
7 Norichika Aoki, L (1, 9) OBP: 0.353, SLG: 0.405	B SI 90 B SI 91 B FF 92 4-0 8 HR 23 E BB	C SI 93 B CU 78 B CU 77 B FF 93 X FF 91 3-1 23 HR 1B		B SI 91 C SI 91 B CH 86 B SI 91 B SI 91 4-1 23 1B 23 S 16 1B BB	B FF 94 B FF 94 C FF 94 X FF 95 2-1 ③ G3		B FF 92 C FF 91 S CU 82 X CU 82 1-2 ③ G1-3			3	3	1	0	2	0	1
23 Rickie Weeks Jr., R (1, 4) OBP: 0.334, SLG: 0.383	C SL 77 1 SAFE F SI 91 X CU 76 0-2 FC5 8 HR 1-2	1 SAFE D SL 80 B SL 80 X SI 93 2-0 1-H HR		B SI 92 1 SAFE C SI 91 X SL 82 1-1 16 S 16 1B 1-3 1B		B FF 93 X FF 92 1-0 8 1B 8 S 16 1B 1B		B SI 93 C CH 87 B SI 94 B CH 88 B SI 95 4-1 16 CS BB		4	4	3	2	1	0	1
8 Ryan Braun, R (1, 7) OBP: 0.388, SLG: 0.607	X SI 92 0-0 1-H 2-H HR	C CU 78 S SL 82 B FF 93 F FF 95 F SL 82 C FF 94 1-3 ③ K		S SI 92 F SI 92 F FF 94 B FF 93 T SL 82 1-2 ① K		F FF 93 1 SAFE B FC 88 1 SAFE B FF 94 F FF 94 F FC 89 X FF 95 2-2 1 FC6-4 16 1B 1-3 1B		X SI 95 0-0 ① F8		5	1	2	3	0	2	3
16 Aramis Ramirez, R (1, 5) OBP: 0.358, SLG: 0.528	C SL 79 S SL 79 S SL 81 0-3 ① K	F FF 89 B SI 91 B SL 79 F SL 78 X SL 80 2-2 ① F9	1 SAFE C SI 92 B SL 83 X SI 91 1-1 1 HBP 1-H 3-H 1B		F FF 94 X FF 95 0-1 1 FC6-4 1-2 3-H 1B			1 SAFE F SI 93 1 SAFE B SI 94 B SI 94 S CH 87 H SL 87 3-2 ② 1-2 HBP		4	0	2	3	0	1	0
1 Corey Hart, R (1, 3) OBP: 0.335, SLG: 0.512	C SI 93 B SI 93 B FF 93 S SL 79 S SL 81 2-3 ② K	F SL 78 S SI 93 B CU 78 X CU 78 1-2 27 HR 2B	F SL 84 C FF 93 D SL 83 H SI 91 2-2 12 G5-4-3 1-2 HBP	B SI 94 F SI 95 D SL 83 S SI 95 B FF 95 X SI 96 3-2 ① FC6-4 1-2f 2-3			F SI 94 C SI 95 B SI 94 D CH 88 X SL 85 2-2 ③ P4		4	1	1	0	0	1	3
12 Martín Maldonado, R (1, 2) OBP: 0.323, SLG: 0.418	B CU 78 F FF 93 F CU 77 S FF 91 1-3 ③ K	S SI 92 B CU 76 F FF 91 X CU 77 1-2 ② F7	X SL 83 0-0 ② ③ G5-4-3 1-2f			C CU 80 F SI 92 B FF 92 S FF 96 1-3 ② K				4	0	0	0	0	2	5
27 Carlos Gómez, R (1, 8) OBP: 0.303, SLG: 0.473		B FF 90 B SI 92 C FF 92 C FF 92 S FF 92 2-3 ① K	F FF 93 B FF 93 X SI 92 1-1 2-H HR		S FF 92 B FF 93 B FF 93 C FF 94 X FF 96 2-2 ① G4-3	X FF 94 0-0 ③ P6				4	1	1	2	0	1	2
14 Jeff Bianchi, R (1, 6) OBP: 0.250, SLG: 0.452		B SL 78 B SI 90 C FF 92 X FF 93 2-1 HR	C SI 91 B SL 80 X SL 81 1-1 ③ G6-3		C FF 94 F FF 95 B FC 87 X FC 87 1-2 50 SH1-4 1B		B FF 92 T FF 94 F FF 94 X CU 79 1-2 ① G6-3			4	1	2	1	0	0	0
49 Yovani Gallardo, R (1, 1) OBP: 0.155, SLG: 0.241 50 Kameron Loe, R (5, 1) 57 Francisco Rodríguez, R (7, 1) 33 Eric Farris, R (7, PH) 40 Jose Veras, R (8, 1) 26 Manny Parra, L (9, 1) 59 John Axford, R (9, 1)		C SI 93 S CU 77 B CU 79 S SI 92 1-3 ② K		C SI 91 F SL 80 B SL 82 F FF 94 X SL 80 1-2 HR	C FF 94 X FF 92 0-1 ② SH1-4 1-2		B CU 80 X FF 92 1-0 ② F9			2 0 0 1 0 0 0	1 0 0 0 0 0 0	1 0 0 0 0 0 0	1 0 0 0 0 0 0	0 0 0 0 0 0 0	1 0 0 0 0 0 0	0 0 0 0 0 0 0
Inning Stats	R: 3 E: 1 K: 3 S: 13 H: 1 LOB: 0 BB: 1 P: 20	R: 3 E: 0 K: 3 S: 16 H: 3 LOB: 0 BB: 0 P: 27	R: 2 E: 0 K: 0 S: 13 H: 2 LOB: 0 BB: 0 P: 19	R: 3 E: 0 K: 1 S: 16 H: 3 LOB: 1 BB: 1 P: 26	R: 0 E: 0 K: 0 S: 10 H: 1 LOB: 1 BB: 0 P: 15	R: 1 E: 0 K: 1 S: 14 H: 3 LOB: 2 BB: 0 P: 21	R: 0 E: 0 K: 0 S: 7 H: 0 LOB: 0 BB: 0 P: 10	R: 0 E: 0 K: 0 S: 7 H: 0 LOB: 1 BB: 1 P: 16		1B: 7 2B: 1 3B: 0 HR: 5 SF: 0 SAC: 1 DP: 1 HBP: 2				WP: 0 PB: 0 SB: 3 CS: 1 PA: 41		

	AB	35
	R	12
	H	13
	RBI	12
	BB	3
	SO	8
	LOB	15

PITCHER	IP	WLS	BF	H	R	ER	SO	BB	IBB	HBP	BLK	WP	HR	S	P	ERA	WHIP
53 James McDonald, R (1, 1) ERA: 3.9	2.2	L	16	6	8	7	6	1	0	0	0	0	4	40	63	23.62	2.625
63 Chris Leroux, R (3, 1) ERA: 20.25	1.1		8	3	3	3	1	1	0	1	0	0	1	18	29	20.25	3.000
61 Justin Wilson, L (5, 1) ERA: 4.5	1.0		7	4	1	1	0	0	0	0	0	0	0	17	25	9.00	4.000
30 Chris Resop, R (6, 1) ERA: 3.51	2.0		6	0	0	0	1	0	0	0	0	0	0	14	21	0.00	0.000
44 Tony Watson, L (8, 1) ERA: 3.74	1.0		4	0	0	0	0	1	0	1	0	0	0	7	16	0.00	1.000

PITCHER	IP	WLS	BF	H	R	ER	SO	BB	IBB	HBP	BLK	WP	HR	S	P	ERA	WHIP

Houston Astros @ Pittsburgh Pirates

PNC Park, Pittsburgh, PA

Mon Sep 03 2012, 1:37 PM - 4:26 PM EDT

Att. 20,055 - Cloudy - 84 F

TOP

livebaseballscorecards.com

Batter	1	2	3	4	5	6	7	8	9	AB	R	H	RBI	BB	SO	LOB
27 Jose Altuve, R (1, 4) OBP: 0.344, SLG: 0.399	B SI 88 X SI 89 1-0 29 1B 23 1B 44 FC1-2 1B		C CH 78 X KC 78 0-1 ① G6-3		C KC 79 C SI 90 X SI 90 0-2 23 1B 29 HR 1B	B CU 77 B CU 79 X FF 95 2-0 ③ F8			F SI 92 F SL 84 B SL 84 S SI 93 1-3 ② K	5	1	2	0	0	1	2
23 Tyler Greene, R (1, 6) OBP: 0.277, SLG: 0.406	X SI 88 0-0 44 FC1-2 29 1B 16 G4-3 1-2 1B		B CH 79 S SI 89 B SI 89 S KC 75 B SI 89 B SI 90 4-2 29 1B 44 FC6-4 BB		C SI 90 1 SAFE 1 SAFE S SI 90 X CH 80 0-2 29 HR 1-2 1B		T FF 93 F FF 94 F CU 78 B FF 95 F FF 95 F CU 78 B CU 78 S FF 95 2-3 ① K		S SI 92 S SI 92 B SI 92 B SI 92 B SI 91 F SI 92 F SI 92 F SI 92 S SI 90 3-3 ③ K	4	3	2	0	1	2	0
29 Brett Wallace, L (1, 3) OBP: 0.352, SLG: 0.490	X SI 89 0-0 16 G4-3 44 FC1-2 1-2 2-3 1B		1 SAFE X SI 90 0-0 44 FC6-4 1-3 1B		X KC 76 0-0 1-H 2-H HR		B FF 94 B CH 84 B FF 94 C FF 94 X FF 94 3-1 ② F7			4	1	3	3	0	0	0
44 Justin Maxwell, R (1, 7) OBP: 0.303, SLG: 0.451	F SI 89 F SI 91 X KC 80 0-2 ① FC1-2 16 G4-3 1-2 2-3 3-Hf		X SI 89 0-0 ② FC6-4 1-2f 3-H		B CH 80 S CH 79 F CH 80 X KC 80 1-2 ② L3		B FF 95 F FF 95 B FF 95 B FF 94 X FF 94 3-1 ③ F7			4	0	0	1	0	0	4
16 Matt Downs, R (1, 9) OBP: 0.250, SLG: 0.377 19 Brian Bogusevic, L (5, 9) OBP: 0.299, SLG: 0.303	C KC 78 X KC 81 0-1 ② G4-3 1-2 2-3 3-H		S CH 80 S CH 79 1 SAFE S CH 78 0-3 ③ K		F SI 90 C SI 89 F CH 80 S CH 80 0-3 ③ K			B SI 87 C FF 88 S SL 76 F SL 77 B FF 88 S FF 89 2-3 ① K		3 1	0 0	0 0	1 0	0 0	2 1	3 0
30 Matt Dominguez, R (1, 5) OBP: 0.321, SLG: 0.519	C KC 78 B SI 90 B SI 90 C KC 77 F KC 81 D SI 91 X KC 78 3-2 ③ G5-3			C CH 79 F KC 77 C SI 89 0-3 ① K		C FF 94 B CU 78 F FF 94 B FF 96 X FF 96 2-2 31 SH5-4 18 1B 1B		B CH 79 C FF 88 X FF 87 1-1 1B		4	0	2	0	0	1	2
18 Chris Snyder, R (1, 2) OBP: 0.310, SLG: 0.338		B SI 89 S CH 79 X SI 89 1-1 ① P6		B SI 90 C KC 77 B CH 79 C KC 78 F KC 80 F KC 82 B SI 91 F SI 91 X SI 90 3-2 ② P6		B CU 77 B FF 95 C FF 94 F FF 95 X FF 95 2-2 31 SH5-4 1-2 1B		D FF 87 1 SAFE C CH 78 1 SAFE C FF 87 1 SAFE 1 SAFE S CH 79 1-3 ② K		4	0	1	0	0	1	1
2 Brandon Barnes, R (1, 8) OBP: 0.211, SLG: 0.241		C SI 90 B KC 80 C KC 78 C SI 90 1-3 ② K		F KC 78 F KC 81 B KC 80 C SI 90 1-3 ③ K		F FF 94 S CU 76 D CU 78 B CU 78 F FF 96 F FF 95 S CU 78 2-3 ① K		B FF 87 S CH 78 B CH 80 S FF 88 B FF 88 S CH 80 3-3 ③ K		4	0	0	0	0	4	3
31 Edgar Gonzalez, R (1, 1) 65 Mickey Storey, R (6, 1) 53 Wesley Wright, R (8, 1)		C SI 88 F KC 76 C SI 90 0-3 ③ K			C SI 87 C SI 88 B SI 89 B SI 88 B SI 89 X SI 88 3-2 ① L7	L FF 94 X 0-1 ② SH5-4 1-2 2-3			C SI 91 B SI 90 C SI 90 S SI 91 1-3 ① K	2 0 1	0 0 0	0 0 0	0 0 0	0 0 0	1 0 1	0 0 0

Inning Stats	1	2	3	4	5	6	7	8	9
	R: 1 H: 3 E: 0 LOB: 2 K: 0 BB: 0 S: 12 P: 16	R: 0 H: 0 E: 0 LOB: 0 K: 2 BB: 0 S: 8 P: 10	R: 1 H: 1 E: 0 LOB: 1 K: 1 BB: 1 S: 9 P: 13	R: 0 H: 0 E: 0 LOB: 0 K: 2 BB: 0 S: 12 P: 16	R: 3 H: 3 E: 0 LOB: 0 K: 1 BB: 0 S: 17 P: 21	R: 0 H: 2 E: 0 LOB: 2 K: 1 BB: 0 S: 14 P: 22	R: 0 H: 0 E: 0 LOB: 0 K: 1 BB: 0 S: 10 P: 18	R: 0 H: 1 E: 0 LOB: 1 K: 3 BB: 0 S: 12 P: 19	R: 0 H: 0 E: 0 LOB: 0 K: 3 BB: 0 S: 12 P: 17

AB	36
R	5
H	10
RBI	5
BB	1
SO	14
LOB	15

1B: 9	SF: 0	WP: 0	PA: 38
2B: 0	SAC: 1	PB: 0	
3B: 0	DP: 0	SB: 0	
HR: 1	HBP: 0	CS: 0	

PITCHER		IP	WLS	BF	H	R	ER	SO	BB	IBB	HBP	BLK	WP	HR	S	P	ERA	WHIP
49 Jeff Locke, L ERA: 4.82	(1, 1)	5.0	L	23	7	5	5	6	1	0	0	0	0	1	58	76	9.00	1.600
60 Kyle McPherson, R ERA: 1.59	(6, 1)	2.0		8	2	0	0	2	0	0	0	0	0	0	24	40	0.00	1.000
41 Hisanori Takahashi, L ERA: 5.28	(8, 1)	1.0		4	1	0	0	3	0	0	0	0	0	0	12	19	0.00	1.000
48 Jared Hughes, R ERA: 2.73	(9, 1)	1.0		3	0	0	0	3	0	0	0	0	0	0	12	17	0.00	0.000

PITCHER		IP	WLS	BF	H	R	ER	SO	BB	IBB	HBP	BLK	WP	HR	S	P	ERA	WHIP

Houston Astros @ Pittsburgh Pirates

PNC Park, Pittsburgh, PA

Mon Sep 03 2012, 1:37 PM - 4:26 PM EDT

Att. 20,055 - Cloudy - 84 F

livebaseballscorecards.com

BOTTOM

Batter	1	2	3	4	5	6	7	8	9	AB	R	H	RBI	BB	SO	LOB
2 Brock Holt, L (1, 4) OBP: 0.333, SLG: 0.250	C FF 87 C FF 89 S FF 90 0-3 ① K		C SI 88 B CH 79 F CH 78 B SI 92 C FC 84 2-3 ③ K		C FF 86 X CH 74 0-1 ③ F9			C FF 91 F KC 79 B SL 82 X FF 91 1-2 ① F9		3	0	0	0	0	2	1
5 Josh Harrison, R (8, PH) OBP: 0.283, SLG: 0.366 (9, 4)										1	0	0	0	0	0	0
23 Travis Snider, L (1, 7) OBP: 0.347, SLG: 0.427	C SL 74 F FF 90 S SI 91 0-3 ② K			C SI 85 B SL 75 X FC 83 1-1 ① P6		B SI 86 B FF 83 B SI 82 B SI 83 4-0 22 FC6-4 BB		B SL 83 C FF 91 X SL 84 1-1 ② F8		3	0	0	0	1	1	0
22 Andrew McCutchen, R (1, 8) OBP: 0.405, SLG: 0.559	B FF 89 B SL 78 X SL 76 2-0 ③ G3			C SI 89 X SI 87 0-1 ② G4-3		C SL 72 D SL 74 S CH 73 X SI 91 1-2 ① FC6-4 46 1B 1-2f		X KC 79 0-0 ③ F8		4	0	0	0	0	0	1
46 Garrett Jones, L (1, 9) OBP: 0.328, SLG: 0.554		B SL 74 F SL 74 B FF 88 C CH 75 X FF 92 2-2 24 G6-3 2B		C SI 88 B FC 83 F SL 76 B FF 92 B FF 92 F CH 77 X CH 77 3-2 1B		B SI 85 1 SAFE C SI 86 D CH 73 S SI 87 F SI 90 X SI 90 2-2 1-2 1B			X SL 83 0-0 ① G3-1	4	0	3	0	0	0	0
14 Gaby Sanchez, R (1, 3) OBP: 0.266, SLG: 0.335		L SL 78 F SL 78 F SL 76 X FF 90 0-2 ① L9		X SI 90 0-0 ③ G5-3		C SL 79 C SL 80 S CU 70 0-3 ② K			C FF 90 F SI 90 S FF 92 0-3 ② K	4	0	0	0	0	2	4
24 Pedro Alvarez, L (1, 5) OBP: 0.329, SLG: 0.498		D SL 78 F SL 73 F FF 90 B FC 85 X FF 91 2-2 ② G6-3 2-3			B FF 83 B SL 73 B SI 84 C FF 83 X FF 84 3-1 12 1B 3B	X FF 90 0-0 ③ G4-3			C FF 92 S SL 84 F FF 92 S FF 92 0-3 ③ K2-3	4	1	1	0	0	1	3
26 Rod Barajas, R (1, 2) OBP: 0.273, SLG: 0.332 7 Alex Presley, L (7, PH) OBP: 0.278, SLG: 0.387 41 Hisanori Takahashi, L (8, 1) 48 Jared Hughes, R (9, 1)		B SI 90 C SL 76 B SI 91 X SI 91 2-1 ③ F8			B FF 88 F FF 90 F SL 75 S SL 76 1-3 ① K2-3		C FF 90 C FF 90 X CU 70 0-2 ① F7			2	0	0	0	0	1	2
										1	0	0	0	0	0	0
										0	0	0	0	0	0	0
										0	0	0	0	0	0	0
12 Clint Barmes, R (1, 6) OBP: 0.246, SLG: 0.311			B FF 88 X SL 78 1-0 ① F8		C SL 75 C SI 90 X SI 92 0-2 3-H 1B		B SL 78 C FF 90 F SL 78 X CU 70 1-2 ② P5			3	0	1	1	0	0	0
49 Jeff Locke, L (1, 1) 19 Jeff Clement, L (5, PH) 60 Kyle McPherson, R (6, 1) 55 Michael McKenry, R (7, PH) OBP: 0.336, SLG: 0.513 (8, 2)			B FF 86 C FF 84 C FF 87 S SI 91 1-3 ② K		S SL 74 D SL 74 X CH 73 1-1 ② F8		B CU 73 C SL 80 S SL 79 S SL 80 1-3 ③ K			1	0	0	0	0	1	0
										1	0	0	0	0	0	1
										0	0	0	0	0	0	0
										1	0	0	0	0	1	0

Inning Stats	1	2	3	4	5	6	7	8	9
	R: 0 E: 0 K: 2 S: 7	H: 0 LOB: 0 BB: 0 P: 9	R: 0 E: 0 K: 0 S: 12	H: 1 LOB: 1 BB: 0 P: 18	R: 0 E: 0 K: 2 S: 7	H: 0 LOB: 0 BB: 0 P: 11	R: 0 E: 0 K: 0 S: 9	H: 1 LOB: 1 BB: 0 P: 13	R: 1 E: 0 K: 1 S: 12	H: 2 LOB: 1 BB: 0 P: 17	R: 0 E: 0 K: 1 S: 11	H: 1 LOB: 2 BB: 1 P: 18	R: 0 E: 0 K: 1 S: 9	H: 0 LOB: 0 BB: 0 P: 11	R: 0 E: 0 K: 0 S: 6	H: 0 LOB: 0 BB: 0 P: 8	R: 0 E: 0 K: 2 S: 8	H: 0 LOB: 0 BB: 0 P: 8

1B: 3	SF: 0
2B: 1	SAC: 0
3B: 1	DP: 0
HR: 0	HBP: 0

WP: 0	PA: 33
PB: 0	
SB: 0	
CS: 0	

PITCHER	IP	WLS	BF	H	R	ER	SO	BB	IBB	HBP	BLK	WP	HR	S	P	ERA	WHIP
31 Edgar Gonzalez, R (1, 1) ERA: 1.69	5.1	W	22	5	1	1	5	1	0	0	0	0	0	54	82	1.69	1.125
65 Mickey Storey, R (6, 1) ERA: 2.89	1.2	H	5	0	0	0	2	0	0	0	0	0	0	13	15	0.00	0.000
53 Wesley Wright, L (8, 1) ERA: 3.56	2.0		6	0	0	0	2	0	0	0	0	0	0	14	16	0.00	0.000

PITCHER	IP	WLS	BF	H	R	ER	SO	BB	IBB	HBP	BLK	WP	HR	S	P	ERA	WHIP

Houston Astros @ Pittsburgh Pirates

PNC Park, Pittsburgh, PA

Tue Sep 04 2012, 8:22 PM - 11:27 PM EDT

Att. 12,785 - Rain - 74 F

TOP

livebaseballscorecards.com

Batter	1	2	3	4	5	6	7	8	9	AB	R	H	RBI	BB	SO	LOB
27 Jose Altuve, R (1, 4) OBP: 0.343, SLG: 0.398	F SI 89 B FF 89 X FF 90 1-1 23 S 1B	X CU 78 0-0 ③ G6-3			B CH 82 1 SAFE 1 SAFE C CU 76 B CU 76 B CU 76 X CH 83 3-1 ② F8			X FF 93 0-0 ① B5-3 1-2		4	0	1	0	0	0	4
23 Tyler Greene, R (1, 6) OBP: 0.273, SLG: 0.399	F FF 89 1 SAFE B CH 83 L CH 83 S CU 77 1-3 ① K 1-2		B SI 90 B CH 84 X SI 88 2-0 ① L6		X CH 83 0-0 ③ F7			B CU 77 F FF 93 S SI 94 X CU 80 1-2 ② G4-3 2-3		4	0	0	0	0	1	3
29 Brett Wallace, L (1, 3) OBP: 0.350, SLG: 0.490	C CU 76 F SI 88 S CU 74 0-3 ② K		X FF 90 0-0 ② L8			C X CH 86 0-1 ① G3-1		C FF 93 D CH 84 B FF 93 X FF 94 2-1 18 1B 2B 3-H		4	1	1	1	0	1	1
44 Justin Maxwell, R (1, 8) OBP: 0.303, SLG: 0.447 21 Fernando Martinez, L (8, PH) OBP: 0.233, SLG: 0.414 18 Chris Snyder, R (8, PH) OBP: 0.313, SLG: 0.342 2 Brandon Barnes, R (8, 8) OBP: 0.211, SLG: 0.241	F CU 76 S CU 77 B FF 90 B FF 91 B FF 90 F CU 77 B CH 85 4-2 15 FC6 BB		B FF 91 S FF 89 F FF 90 B CH 84 B CU 77 C FF 90 3-3 ③ K			C FF 88 B FF 89 X CU 73 1-1 ② G1-3		D SI 93 X SI 93 1-0 2-H 1B		2 0 1 0	0 0 0 0	0 0 1 0	0 0 1 0	1 0 1 0	1 0 0 0	0 0 0 0
15 Jason Castro, L (1, 2) OBP: 0.336, SLG: 0.374	B FF 90 C SI 88 X CU 77 1-1 ③ FC6 1-2f			B FF 91 B CU 78 C FF 90 X SI 89 2-1 ① G3-1		C FF 89 C SI 88 T FF 90 0-2 ③ K		C SL 83 B SL 84 B SI 92 B SL 82 X SI 94 3-1 ③ F8		4	0	0	0	0	1	3
16 Matt Downs, R (1, 9) OBP: 0.246, SLG: 0.370 1 Jordan Schafer, L (9, PH) OBP: 0.303, SLG: 0.300		X SI 90 0-0 ① B1-3		S CH 84 B FF 90 S CH 85 S FF 90 1-3 ② K			X FF 88 0-0 ① G6-3		S FF 95 S FF 96 B FF 95 C FF 95 1-3 ① K	3 1	0 0	0 0	0 0	0 0	1 1	0 0
38 Jimmy Paredes, S (1, 7) OBP: 0.222, SLG: 0.174		B SI 89 S CH 84 B FF 90 X CH 83 2-1 18 1B 1B		B CU 76 C SI 91 F CU 76 X FF 90 1-2 ③ G6-3			B FF 89 B CH 83 C FF 90 F CH 84 C CU 76 2-3 ② K		B FF 96 B FF 96 C FF 96 X FF 96 2-1 ② F8	4	0	1	0	0	1	0
13 Brandon Laird, R (1, 5) OBP: 0.333, SLG: 0.333 55 Rhiner Cruz, R (7, 1) 67 Jose Valdez, R (8, 1) 46 Scott Moore, L (9, PH) OBP: 0.297, SLG: 0.406		1 SAFE 1 SAFE F FF 89 T CU 76 X FF 88 0-2 ② F9			B FF 90 C FF 89 X FF 90 1-1 1B		C FF 90 B CH 84 F FF 88 F CU 77 B CU 75 X FF 90 2-2 ③ G6-3		F FF 96 S SL 87 F FF 95 B SL 87 B SL 86 B FF 95 B FF 96 4-2 30 DI BB	3 0 0 0	0 0 0 0	1 0 0 0	0 0 0 1	0 0 0 0	0 0 0 1	1 0 0 0
18 Jordan Lyles, R (1, 1) OBP: 0.182, SLG: 0.188 43 Fernando Rodriguez Jr., R (5, 1) 28 C.J. Fick, R (6, 1) 30 Matt Dominguez, R (7, 5) OBP: 0.333, SLG: 0.517		C FF 89 X FF 89 0-1 1-3 1B			B FF 89 C CH 85 L CU 74 F CU 76 B FF 89 F CU 77 F FF 89 C FF 89 2-3 ① K			C FF 92 B FF 93 C SI 93 B SI 94 X FF 93 2-2 23 G4-3 27 B5-3 29 2B 1B	C FF 96 B FF 96 F FF 96 X SL 86 1-2 ③ P4	2 0 0 2	0 0 0 1	1 0 0 1	0 0 0 0	0 0 0 0	1 0 0 0	1 0 0 1
Inning Stats	R: 0 E: 0 K: 2 S: 13 H: 1 LOB: 2 BB: 1 P: 20	R: 0 E: 0 K: 0 S: 9 H: 2 LOB: 2 BB: 0 P: 11	R: 0 E: 0 K: 1 S: 5 H: 0 LOB: 0 BB: 0 P: 10	R: 0 E: 0 K: 1 S: 8 H: 0 LOB: 0 BB: 0 P: 12	R: 0 E: 0 K: 1 S: 11 H: 1 LOB: 1 BB: 0 P: 17	R: 0 E: 0 K: 1 S: 7 H: 0 LOB: 0 BB: 0 P: 8	R: 0 E: 0 K: 1 S: 8 H: 0 LOB: 0 BB: 0 P: 12	R: 2 E: 0 K: 0 S: 12 H: 3 LOB: 1 BB: 0 P: 21	R: 0 E: 0 K: 1 S: 11 H: 0 LOB: 1 BB: 1 P: 19	1B: 6 2B: 1 3B: 0 HR: 0 SF: 0 SAC: 0 DP: 0 HBP: 0						

	AB	34
	R	2
	H	7
	RBI	2
	BB	2
	SO	8
	LOB	14

WP: 0 PB: 0 SB: 1 CS: 0 PA: 36

PITCHER		IP	WLS	BF	H	R	ER	SO	BB	IBB	HBP	BLK	WP	HR	S	P	ERA	WHIP
51 Wandy Rodriguez, L ERA: 3.71	(1, 1)	7.0	W	26	4	0	0	7	1	0	0	0	0	0	61	90	0.00	0.714
30 Chris Resop, R ERA: 3.74	(8, 1)	0.2		4	2	2	2	0	0	0	0	0	0	0	9	14	27.00	3.000
44 Tony Watson, L ERA: 3.71	(8, 1)	0.1		2	1	0	0	0	0	0	0	0	0	0	3	7	0.00	3.000
52 Joel Hanrahan, R ERA: 2.44	(9, 1)	1.0		4	0	0	0	1	1	0	0	0	0	0	11	19	0.00	1.000

PITCHER	IP	WLS	BF	H	R	ER	SO	BB	IBB	HBP	BLK	WP	HR	S	P	ERA	WHIP

Batter	1	2	3	4	5	6	7	8	9	AB	R	H	RBI	BB	SO	LOB
2 Brock Holt, L (1, 4) OBP: 0.500, SLG: 0.538	C FF 93 F SI 93 B FF 94 X CU 82 1-2 23 FC5-4 1B		C CU 79 X SI 93 0-1 31 BB 22 1B 1B		B CU 77 B SL 85 B FF 92 C FF 88 X SI 89 3-1 22 1B 2B	C CU 78 B CH 83 X CU 80 1-1 1-2 1B		B SL 82 B SL 81 C FF 94 B SL 82 X FF 95 3-1 ③ F8		5	2	4	0	0	0	1
23 Travis Snider, L (1, 9) OBP: 0.344, SLG: 0.424 31 Jose Tabata, R (2, 9) OBP: 0.303, SLG: 0.337	B FF 92 1 SAFE B FF 91 X SI 92 2-0 ① FC5-4 22 2B 1-2f		1 SAFE B SI 91 F SL 86 1 SAFE P PO 81 1 SAFE 1 SAFE B SI 90 F SI 91 4-2 1 SAFE 1 SAFE B FF 90 22 1B 46 1B 1-2 BB		B SI 89 B SL 85 C SL 85 F SL 85 B SI 90 X SI 89 3-2 ② G5-3	B SI 90 B SI 88 S CU 79 S SI 90 S CU 81 2-3 ③ K			1	1	0	0	0	0	1
										2	1	0	0	1	1	3
22 Andrew McCutchen, R (1, 8) OBP: 0.409, SLG: 0.565	B CU 78 B SI 91 B FF 93 C FF 93 F CU 79 X FF 92 3-2 46 G3 1-H 2B		B CU 80 C CU 81 F SI 92 X CU 80 1-2 46 1B 1-2 2-H 1B		B CU 80 B SI 90 F CU 80 S CU 80 D CU 81 X CU 80 3-2 24 WP 46 BB 24 E 2-H 1B		B SI 94 F FF 94 B SL 81 F FF 95 X FF 96 2-2 46 L4-3 1B			4	1	4	3	0	0	0
46 Garrett Jones, L (1, 3) OBP: 0.330, SLG: 0.552 14 Gaby Sanchez, R (9, 3) OBP: 0.266, SLG: 0.335	B CU 79 C SI 92 X CU 81 1-1 ② G3 2-3		B CU 80 B SI 91 B CH 80 C SI 92 F SI 91 X SI 90 3-2 24 G4-6-3 1-3 2-H 1B		1 SAFE C CU 80 B FF 93 D CH 85 1 SAFE D CH 86 F FF 95 B CU 79 4-2 24 WP 24 E 1-2 BB		F FF 95 S CH 85 F SI 96 X CH 86 0-2 ①② L4-3 1-1			3	1	1	1	1	0	2
										0	0	0	0	0	0	0
24 Pedro Alvarez, L (1, 5) OBP: 0.326, SLG: 0.493	F CU 81 B CU 80 B FF 93 B CU 80 F SI 93 C SI 94 3-3 ③ K		X FF 91 0-0 ②③ G4-6-3 1-2f		B CU 80 F FF 94 B CH 85 C CU 80 B CU 81 F CU 80 F FF 95 X FF 95 3-2 E6 1-H 2-H		F FF 94 B CH 88 B SI 95 X FF 95 2-1 E1			4	0	0	0	0	1	3
55 Michael McKenry, R (1, 2) OBP: 0.330, SLG: 0.503		C FF 93 X CU 80 0-1 ① G5-3		B FF 93 X SL 86 1-0 ① F8	B FF 94 C CU 80 C CU 80 B FF 94 T FF 94 2-2 ③ K		C SL 81 F SL 82 S SL 83 0-3 ③ K			4	0	0	0	0	2	2
7 Alex Presley, L (1, 7) OBP: 0.278, SLG: 0.383		C SI 92 F CU 80 F CU 81 B FF 94 S CU 81 1-3 ② K		B SI 92 C CU 78 F CU 78 B CU 81 B FF 93 X SI 91 3-2 ② G1-3		B SI 89 B SI 89 B CH 90 B SI 89 4-0 2 1B BB		B SL 80 X FF 92 1-0 ① P5		3	0	0	0	1	1	0
12 Clint Barmes, R (1, 6) OBP: 0.246, SLG: 0.310		F SL 85 F FF 93 F SI 91 F CU 81 F SL 85 F SL 85 S CU 82 0-3 ③ K2-3		C SL 86 F SI 90 S SL 84 0-3 ③ K		C CH 90 1 SAFE X SI 90 0-1 ① L8		C FF 93 B SL 82 X SL 81 1-1 1B		4	0	1	0	0	2	1
51 Wandy Rodriguez, S (1, 1) OBP: 0.075, SLG: 0.020 30 Chris Resop, R (8, 1) 44 Tony Watson, L (8, 1) 19 Jeff Clement, L (8, PH) 52 Joel Hanrahan, R (9, 1)			B FF 93 B SI 91 C FF 90 F FF 92 S SI 93 2-3 ① K		C SI 90 B CU 77 F SI 90 X CU 80 1-2 ① G4-3	L FF 89 1 SAFE L SI 88 B CU 78 L CU 79 1-3 ② K		C FF 93 B SL 82 C SL 82 F SL 82 B SL 82 X FF 94 2-2 ② P5		3 0 0 0 1 0	0 0 0 0 0 0	0 0 0 0 0 0	0 0 0 0 0 0	2 0 0 0 0 0	1 0 0 1 0 0	
Inning Stats	R: 1 E: 0 K: 1 S: 12 H: 2 LOB: 1 BB: 0 P: 22	R: 0 E: 0 K: 2 S: 13 H: 0 LOB: 0 BB: 0 P: 14	R: 2 E: 0 K: 1 S: 15 H: 3 LOB: 1 BB: 1 P: 24	R: 0 E: 0 K: 1 S: 7 H: 0 LOB: 0 BB: 0 P: 11	R: 3 E: 1 K: 1 S: 21 H: 2 LOB: 1 BB: 1 P: 40	R: 0 E: 0 K: 2 S: 10 H: 1 LOB: 2 BB: 1 P: 18	R: 0 E: 1 K: 1 S: 12 H: 1 LOB: 1 BB: 0 P: 16	R: 0 E: 0 K: 0 S: 9 H: 1 LOB: 1 BB: 0 P: 16		1B: 8 2B: 3 3B: 0 HR: 0 SF: 0 SAC: 0 DP: 2 HBP: 0		WP: 1 PB: 0 SB: 0 CS: 0 PA: 37			

PITCHER	IP	WLS	BF	H	R	ER	SO	BB	IBB	HBP	BLK	WP	HR	S	P	ERA	WHIP
18 Jordan Lyles, R (1, 1) ERA: 5.55	4.2	L	21	7	5	4	5	1	0	0	0	0	0	58	92	7.71	1.714
43 Fernando Rodriguez Jr., R (5, 1) ERA: 5.72	0.1		3	0	1	0	1	1	0	0	0	1	0	10	19	0.00	3.000
28 C.J. Fick, R (6, 1) ERA: 4.6	1.0		5	1	0	0	2	1	0	0	0	0	0	10	18	0.00	2.000
55 Rhiner Cruz, R (7, 1) ERA: 6.8	1.0		4	1	0	0	1	0	0	0	0	0	0	12	16	0.00	1.000
67 Jose Valdez, R (8, 1) ERA:	1.0		4	1	0	0	0	0	0	0	0	0	0	9	16	0.00	1.000

PITCHER	IP	WLS	BF	H	R	ER	SO	BB	IBB	HBP	BLK	WP	HR	S	P	ERA	WHIP

BOTTOM

Houston Astros @ Pittsburgh Pirates

PNC Park, Pittsburgh, PA

Tue Sep 04 2012, 8:22 PM - 11:27 PM EDT

Att. 12,785 - Rain - 74 F

livebaseballscorecards.com

AB	34
R	6
H	10
RBI	4
BB	3
SO	9
LOB	15

Batter	1	2	3	4	5	6	7	8	9	AB	R	H	RBI	BB	SO	LOB
27 Jose Altuve, R (1, 4) OBP: 0.341, SLG: 0.395	B FF 90 C SL 88 X SL 88 1-1 ① F9		X SL 88 0-0 ③ F8		B SI 89 F CH 87 X CU 77 1-1 ③ G6-3			X SI 92 0-0 ①② G1-6-3 1-2f		4	0	0	0	0	0	1
38 Jimmy Paredes, S (1, 9) OBP: 0.226, SLG: 0.222	B FF 92 F SI 90 X CH 88 1-1 ② G4-3			C CH 85 B CH 84 X SL 86 1-1 ① 19 1B 2B		C FC 89 B CU 76 X FF 89 1-1 ① F9		B SI 91 X SI 92 1-0 ③ G6-3		4	1	1	0	0	0	0
29 Brett Wallace, L (1, 3) OBP: 0.353, SLG: 0.487	B SL 87 B CH 86 F SI 90 B SL 89 X SL 88 3-1 ③ L9			B CH 86 B CH 85 B SL 88 C FF 90 F FC 88 D CH 86 4-2 46 1B 19 1B 22 G3-2-3 BB		B SI 91 X FF 90 1-0 ② G4-3			B FF 92 F FF 93 F FF 93 X FF 92 1-2 13 HR 1B	3	1	1	0	1	0	0
14 J.D. Martinez, R (1, 7) OBP: 0.307, SLG: 0.372		C SL 86 C SI 91 B SI 91 X SI 91 1-2 46 G4-3 19 G1 1B		B SL 87 F SL 87 C SI 91 S SI 90 1-3 ① K		X CU 77 0-0 ③ P3			D FF 93 X FF 93 1-0 ① F9	4	0	1	0	0	1	3
19 Brian Bogusevic, L (1, 8) OBP: 0.299, SLG: 0.302		C SL 88 B SI 90 B SL 89 X SL 88 2-1 ① G1 1-2		X CH 87 0-0 46 1B 1-2 2-H 1B			C SI 91 F SI 92 B SI 91 F CH 85 S SL 83 1-3 ① K		B SL 82 F FF 92 B SL 82 F FF 93 C FF 94 2-3 ② K	4	0	1	1	0	2	2
46 Scott Moore, L (1, 5) OBP: 0.299, SLG: 0.408 13 Brandon Laird, R (6, 5) OBP: 0.400, SLG: 1.000		F SL 89 B CH 86 X CH 86 1-1 ② G4-3 2-3		X SL 88 0-0 1-2 2-3 1B			C SI 92 S SL 83 B SL 83 S SL 83 1-3 ② K		X FF 93 0-0 1-H HR	2	0	1	0	0	0	1
										2	1	1	2	0	1	0
22 Carlos Corporán, S (1, 2) OBP: 0.317, SLG: 0.473		B FC 89 B CH 86 X CH 87 2-0 ③ L9		F FC 89 F FC 89 B CU 76 D CU 79 F CH 86 X CH 86 2-2 ②③ G3-2-3 3-Hf			B SI 91 F SI 92 X SI 92 1-1 2B		C FF 92 F FF 93 F SL 82 B FF 93 S FF 92 1-3 ③ K	4	0	1	0	0	1	4
23 Tyler Greene, R (1, 6) OBP: 0.270, SLG: 0.395			C FF 90 B CU 77 B SL 87 F SL 88 X SL 87 2-2 ① G6-3		F SL 88 B SL 85 X SL 87 1-1 ① F9		F SI 92 X SI 91 0-1 ③ F8			3	0	0	0	0	0	1
58 Fernando Abad, L (1, 1) OBP: 0.250, SLG: 0.250 1 Jordan Schafer, L (5, PH) OBP: 0.392, SLG: 0.299 65 Mickey Storey, R (5, 1) 62 Hector Ambriz, L (6, 1) 63 Xavier Cedeño, L (7, 1) 15 Jason Castro, L (8, PH) OBP: 0.339, SLG: 0.377 59 Wilton Lopez, R (8, 1)			C SI 90 X SI 91 0-1 ② L5		X FC 89 0-0 ② G3			C SI 90 B CH 85 B SI 91 X SI 91 2-1 27 G1-6-3 1B		1 1 0 0 0 1 0	0 0 0 0 0 0 0	0 0 0 0 0 1 0	0 0 0 0 0 0 0	0 0 0 0 0 0 0	0 0 0 0 0 1 0	0 0 0 0 0 0 0
Inning Stats	R: 0 E: 0 K: 0 S: 6 H: 0 LOB: 0 BB: 0 P: 11	R: 0 E: 0 K: 0 S: 8 H: 1 LOB: 1 BB: 0 P: 14	R: 0 E: 0 K: 0 S: 6 H: 0 LOB: 0 BB: 0 P: 8	R: 1 E: 0 K: 1 S: 13 H: 3 LOB: 2 BB: 1 P: 21	R: 0 E: 0 K: 0 S: 5 H: 0 LOB: 0 BB: 0 P: 7	R: 0 E: 0 K: 0 S: 4 H: 0 LOB: 0 BB: 0 P: 6	R: 0 E: 0 K: 2 S: 11 H: 1 LOB: 1 BB: 0 P: 14	R: 0 E: 0 K: 0 S: 4 H: 1 LOB: 0 BB: 0 P: 7	R: 2 E: 0 K: 2 S: 12 H: 2 LOB: 0 BB: 0 P: 17	1B: 5 2B: 2 3B: 0 HR: 1	SF: 0 SAC: 0 DP: 2 HBP: 0					WP: 0 PB: 0 SB: 0 CS: 0	PA: 34

Houston Astros @ Pittsburgh Pirates

PNC Park, Pittsburgh, PA

Wed Sep 05 2012, 7:06 PM - 9:48 PM EDT

Att. 14,159 - Partly Cloudy - 83 F

TOP

livebaseballscorecards.com

AB	33
R	3
H	8
RBI	3
BB	1
SO	5
LOB	12

PITCHER		IP	WLS	BF	H	R	ER	SO	BB	IBB	HBP	BLK	WP	HR	S	P	ERA	WHIP
29 Kevin Correia, R ERA: 4.28	(1, 1)	6.0	W	22	4	1	1	1	1	0	0	0	0	0	42	67	1.50	0.833
48 Jared Hughes, R ERA: 2.65	(7, 1)	2.0		7	2	0	0	2	0	0	0	0	0	0	15	21	0.00	1.000
39 Jason Grilli, R ERA: 2.47	(9, 1)	1.0		5	2	2	2	2	0	0	0	0	0	1	12	17	18.00	2.000

PITCHER	IP	WLS	BF	H	R	ER	SO	BB	IBB	HBP	BLK	WP	HR	S	P	ERA	WHIP

Batter	1	2	3	4	5	6	7	8	9	AB	R	H	RBI	BB	SO	LOB
2 Brock Holt, L (1, 4) OBP: 0.444, SLG: 0.500	C FF 87 T FF 88 X KC 78 0-2 L4 ①	B KC 80 F FF 88 B FF 89 B SI 89 C FF 90 X KC 79 3-2 12 BB 2-H 1B		X SI 89 0-0 SF8 ② 3-H		C CU 71 X FF 88 0-1 SH5-3 ① 1-2 2-3		F SI 93 F FS 86 B FF 93 B FS 87 F FS 84 B FF 93 F FS 85 X FS 86 3-2 G6-3 ②		3	0	1	2	0	0	0
12 Clint Barmes, R (1, 6) OBP: 0.251, SLG: 0.311	B FF 87 C SI 87 C SI 86 B CH 80 F FF 88 F SI 88 F FF 88 X KC 78 2-2 22 BB 46 1B 1B	S FF 87 B SI 88 1 SAFE B SI 88 1 SAFE F SI 87 F SI 88 D KC 77 B FF 89 4-2 ② 22 FC6-4 1-2 BB		F SI 89 F KC 79 B KC 77 B KC 76 B FF 89 B FF 86 4-2 22 FC5-4 BB		B SL 86 X FF 91 1-0 SH2-3 ② 2-3 3-H		F FF 93 C SL 82 S SL 83 0-3 K ③		2	1	1	1	2	1	0
22 Andrew McCutchen, R (1, 8) OBP: 0.408, SLG: 0.561	B SI 88 B FF 88 D CH 75 S SI 87 1 SAFE 1 SAFE B SI 87 4-1 46 1B 14 1B 1-2 BB	D KC 76 B FF 88 S SI 86 X SI 88 2-1 ③ FC6-4 1-2f		B FF 88 F FF 86 D CH 78 X SI 87 2-1 ③ FC5-4 1-2f		B SL 86 B FF 93 C SL 86 C SL 87 T FF 94 2-2 ③ K				3	1	0	0	1	1	3
46 Garrett Jones, L (1, 9) OBP: 0.332, SLG: 0.550	B FF 90 S FF 90 X SI 91 1-1 24 G4-3 14 1B 1-2 2-H 1B		C KC 74 S KC 77 B KC 77 B CH 76 C KC 78 2-3 ① K		B FF 89 B SL 75 C SL 78 B FF 89 C SL 78 X FF 90 3-2 ① G4-3		C CU 78 B CU 78 B SI 89 F SI 89 B CU 78 B SI 90 4-2 14 1B BB			3	0	1	1	1	1	0
14 Gaby Sanchez, R (1, 3) OBP: 0.273, SLG: 0.341	S CH 77 X FF 89 0-1 24 G4-3 1-2 2-H 1B		B FF 88 B CH 75 X SI 88 2-0 ② P3		B CU 72 X FF 90 1-0 1B		B SI 90 B SL 88 X SI 89 2-0 1-2 1B			4	0	3	1	0	0	0
24 Pedro Alvarez, L (1, 5) OBP: 0.324, SLG: 0.488	C KC 78 X FF 92 0-1 ② G4-3 1-2 2-3		S KC 78 S KC 78 S KC 77 0-3 ③ K		C SL 78 S SL 76 B CU 70 X FF 88 1-2 ② F7		X CU 78 0-0 ① F7			4	0	0	0	0	1	5
26 Rod Barajas, R (1, 2) OBP: 0.273, SLG: 0.331	C CH 75 X KC 78 0-1 ③ F9			B FF 86 S FF 84 F FF 87 B CH 75 X FF 88 2-2 7 3B 1B	B SL 80 T SL 79 S FF 89 X SL 80 1-2 ③ G5-3		B CU 76 B CU 75 C CH 83 B SI 89 X SI 89 3-1 ② F9			4	1	1	0	0	0	5
7 Alex Presley, L (1, 7) OBP: 0.281, SLG: 0.392		C FF 89 B CH 79 X KC 78 1-1 E3 2 WP 29 SH1-4 2 1B		S KC 79 F SI 91 D KC 79 X FF 91 1-2 2 SF8 1-H 3B		C CU 71 B SL 80 X FF 89 1-1 2 SH5-3 19 BB 12 SH2-3 1B	C CU 77 C CU 77 X CU 78 0-2 ③ L6			4	3	2	1	0	0	2
29 Kevin Correia, R (1, 1) OBP: 0.139, SLG: 0.139 19 Jeff Clement, L (6, PH) 48 Jared Hughes, R (7, 1) 10 Eric Fryer, R (8, PH) OBP: 0.250, SLG: 0.250 39 Jason Grilli, R (9, 1)		X CH 82 0-0 ① SH1-4 1-2		S FF 90 B SI 89 F FF 90 F CH 76 F KC 75 F SI 90 F KC 74 F SI 90 B FF 89 2-3 S FF 91 ① K		B FF 88 B FF 89 C SL 79 1 SAFE 1 SAFE B FF 88 F FF 88 B SL 80 4-2 12 SH2-3 2 SH5-3 1-2 BB		C SI 92 F SI 89 B FF 92 F SI 91 S FS 84 1-3 ① K		1 0 0 1 0	0 0 0 0 0	0 0 0 0 0	0 1 0 0 0	0 0 0 1 0	1 0 0 0 0	1 0 0 0 0
Inning Stats	R: 2 E: 0 K: 0 S: 18 H: 3 LOB: 2 BB: 1 P: 25	R: 1 E: 1 K: 0 S: 11 H: 1 LOB: 1 BB: 1 P: 21	R: 0 E: 0 K: 2 S: 7 H: 0 LOB: 0 BB: 0 P: 11	R: 2 E: 0 K: 1 S: 19 H: 2 LOB: 1 BB: 1 P: 30	R: 0 E: 0 K: 0 S: 10 H: 1 LOB: 1 BB: 0 P: 16	R: 1 E: 0 K: 1 S: 10 H: 1 LOB: 1 BB: 1 P: 18	R: 0 E: 0 K: 0 S: 9 H: 1 LOB: 2 BB: 1 P: 18	R: 0 E: 0 K: 2 S: 12 H: 0 LOB: 0 BB: 0 P: 16		1B: 8 2B: 0 3B: 1 HR: 0 SF: 1 SAC: 3 DP: 0 HBP: 0						

PITCHER		IP	WLS	BF	H	R	ER	SO	BB	IBB	HBP	BLK	WP	HR	S	P	ERA	WHIP
58 Fernando Abad, L ERA: 5.3	(1, 1)	4.0	L	21	6	5	4	3	3	0	0	0	1	0	55	87	9.00	2.250
65 Mickey Storey, R ERA: 3.15	(5, 1)	1.1		7	2	1	1	0	1	0	0	0	0	0	16	27	6.75	2.250
62 Hector Ambriz, R ERA: 5.68	(6, 1)	0.2		2	0	0	0	1	0	0	0	0	0	0	4	7	0.00	0.000
63 Xavier Cedeño, L ERA: 4.94	(7, 1)	1.0		5	1	0	0	0	1	0	0	0	0	0	9	18	0.00	2.000
59 Wilton Lopez, R ERA: 2.47	(8, 1)	1.0		3	0	0	0	2	0	0	0	0	0	0	12	16	0.00	0.000

PITCHER	IP	WLS	BF	H	R	ER	SO	BB	IBB	HBP	BLK	WP	HR	S	P	ERA	WHIP

BOTTOM

Houston Astros @ Pittsburgh Pirates

PNC Park, Pittsburgh, PA

Wed Sep 05 2012, 7:06 PM - 9:48 PM EDT

Att. 14,159 - Partly Cloudy - 83 F

livebaseballscorecards.com

AB	29
R	6
H	9
RBI	6
BB	5
SO	6
LOB	16

WP: 1 PA: 38
PB: 0
SB: 0
CS: 0

Chicago Cubs @ Pittsburgh Pirates

PNC Park, Pittsburgh, PA

Fri Sep 07 2012, 7:09 PM - 10:43 PM EDT

Att. 32,699 - Cloudy - 83 F

TOP

livebaseballscorecards.com

Batter	1	2	3	4	5	6	7	8	9	AB	R	H	RBI	BB	SO	LOB
9 David DeJesus, L (1, 9) OBP: 0.350, SLG: 0.400	C SI 92 B KC 82 B SI 92 X SI 93 2-1 P5 ①		S CH 87 B SI 91 F SI 92 X KC 82 1-2 G4-3 ①	1 SAFE F SI 91 X KC 81 0-1 P6 ②		C KC 80 C SI 91 X KC 80 0-2 E3 (24 2B) 1-2 2-3 3-H	S SL 82 S SL 82 D SL 83 D SL 82 F SI 91 B FF 90 F SL 82 X SI 90 3-2 E4 (44 BB, 24 BB, 12 1B) 2-3		C FF 91 B CU 76 X FF 93 1-1 F8 ①	5	1	0	0	0	0	4
55 Alberto Cabrera, R (7, 1)										0	0	0	0	0	0	0
40 James Russell, L (8, 1)										0	0	0	0	0	0	0
45 Adrian Cardenas, L (9, PH) OBP: 0.250, SLG: 0.340										1	0	0	0	0	0	0
49 Carlos Marmol, R (9, 1)										0	0	0	0	0	0	0
24 Luis Valbuena, L (1, 5) OBP: 0.319, SLG: 0.369	C SI 93 B FF 93 B KC 82 B SI 92 B SI 92 4-1 (44 E, 12 1B) BB		B CH 88 C SI 92 B KC 79 B SI 92 X SI 92 3-1 G3-1 ②	C FF 92 1 SAFE F SI 92 B KC 82 S KC 82 1-3 K ③		F FF 90 B FF 90 B FF 91 X FF 91 2-1 2B 1-3 2-H 3-H	D SL 77 B SL 77 B FF 88 C FF 88 B FF 88 4-1 (44 BB, 12 1B) BB 1-2		B FF 93 F FF 93 B CH 84 F FF 93 B CH 84 X FF 94 3-2 G4-3 ②	4	2	1	2	2	1	1
44 Anthony Rizzo, L (1, 3) OBP: 0.349, SLG: 0.480	S KC 83 F KC 82 X KC 82 0-2 FC4 (13 FC6-4, 12 1B) 1-2		C CH 88 X SI 90 0-1 (12 E, 12 1B, 13 E) 1B		S KC 79 B KC 81 X KC 81 1-1 G4-3 ①	D FC 86 D FC 85 F FF 92 C FF 93 B FC 87 B FF 93 4-2 BB	C FF 89 B SL 78 B FF 88 B FF 88 B FF 89 4-1 (12 1B, 13 2B) BB 1-2 2-3 3-H		X FF 92 0-0 G4-3 ③	3	2	1	1	2	0	1
6 Bryan LaHair, L (9, PH) OBP: 0.335, SLG: 0.448										1	0	0	0	0	0	0
(9, 3)																
12 Alfonso Soriano, R (1, 7) OBP: 0.315, SLG: 0.492	C FF 92 B FF 93 S KC 82 D KC 85 X KC 83 2-2 (13 FC6-4) 1-2 2-H 1B		B KC 84 F SI 92 B SI 92 X KC 80 2-1 E7 (13 E) 1-3 1B		X KC 80 0-0 L8 ② S SL 82 B SL 82 C SL 80 F SL 81 F FF 92 F SL 82 S SL 82		C CH 80 B CH 79 X CH 79 1-3 K ① 1-1 (13 2B) 1-2 2-H 3-H 1B			5	1	3	3	0	1	3
17 Dave Sappelt, R (7, PR)										0	1	0	0	0	0	0
(7, 7)																
13 Starlin Castro, R (1, 6) OBP: 0.315, SLG: 0.426	X KC 83 0-0 FC6-4 (51 FC1-4) ② 1-2f 2-3		F FF 93 B FF 93 X KC 83 1-1 E7 (51 1B) 2-H 3-H 1B		F SI 89 F SI 91 X KC 83 0-2 (51 S) 1B	X FF 90 0-0 F9 ② 1-H 2-H 2B	B FF 87 B FF 87 F FF 88 F CH 80 X CH 79 2-2			5	1	3	4	0	0	5
51 Steve Clevenger, L (1, 2) OBP: 0.274, SLG: 0.297	C KC 81 S KC 82 X KC 81 0-2 FC1-4 ③ 1-2f		C KC 80 X SI 92 0-1 2-H 1B		1 SAFE 1 SAFE B KC 80 F KC 80 C KC 80 S KC 83 1-3 K ③ 1-2	C SL 81 C SI 90 S SL 82 0-3 K ③	C FF 86 B FF 87 T FF 87 D SL 77 X FF 87 2-2 F7 ③			5	0	1	1	0	2	8
7 Brett Jackson, L (1, 8) OBP: 0.309, SLG: 0.404		C SI 92 X SI 92 0-1 G4-3 ①	C KC 82 S KC 82 F KC 83 C KC 82 0-3 K ③			B KC 79 B SI 90 B SI 90 C FF 90 X SI 90 3-1 (15 FC6, 15 WP, 9 E) 1B	C SI 90 B SL 80 F FF 90 X SL 82 1-2 E6 (9 E, 15 WP, 44 BB)	B FF 94 F FF 94 X FF 95 1-1 (15 G5-4-3) 1B		3	1	1	0	0	1	1
1 Tony Campana, L (7, PH) OBP: 0.295, SLG: 0.287										2	1	1	0	0	0	0
(7, 8)																
15 Darwin Barney, R (1, 4) OBP: 0.297, SLG: 0.366		B FF 92 F SI 92 B SI 93 X SI 93 2-1 G1-3 ②		B SI 91 B FF 92 C SI 91 X SI 90 2-1 1B		1 SAFE F SI 90 B KC 82 S KC 82 X KC 81 1-2 FC6 (9 E, 37 E, 24 2B) 1-3	C FF 90 F SL 82 F SL 82 F SI 90 B SL 82 D SL 84 B SL 82 F FF 90 F FF 91 3-2 F9 ① 1-2	X FF 93 0-0 G5-4-3 ①② 1-2f		5	1	1	0	0	0	3
37 Travis Wood, R (1, 1) OBP: 0.195, SLG: 0.341		B FF 91 F SI 91 F FF 92 C KC 81 1-3 K ③		F SI 91 1 SAFE S SI 92 X KC 82 0-2 F7 ①		X SI 91 0-0 FC2 (9 E, 24 2B) 1-2	X FF 91 0-0 G5-3 ②	B FF 95 B FF 94 C FF 94 F FF 95 F FF 96 B CU 78 C FF 94 3-3 K ③		4	1	0	0	0	1	4
21 Joe Mather, R (7, 9) OBP: 0.245, SLG: 0.305										1	0	0	0	0	1	0

AB	44								
R	12								
H	12								
RBI	11								
BB	4								
SO	7								
LOB	30								

Inning Stats																				
	R: 1	H: 1	R: 0	H: 0	R: 3	H: 4	R: 0	H: 1	R: 0	H: 1	R: 3	H: 2	R: 5	H: 2	R: 0	H: 1	R: 0	H: 0	1B: 10	SF: 0	WP: 2	PA: 48
	E: 1	LOB: 2	E: 0	LOB: 0	E: 2	LOB: 1	E: 0	LOB: 0	E: 2	LOB: 3	E: 2	LOB: 2	E: 2	LOB: 3	E: 0	LOB: 0	E: 0	LOB: 0	2B: 2	SAC: 0	PB: 0	
	K: 0	BB: 1	K: 1	BB: 0	K: 1	BB: 0	K: 1	BB: 0	K: 2	BB: 1	K: 0	BB: 2	K: 0	BB: 1	K: 1	BB: 0	K: 0	BB: 0	3B: 0	DP: 1	SB: 1	
	S: 13	P: 21	S: 7	P: 10	S: 17	P: 24	S: 10	P: 13	S: 9	P: 11	S: 23	P: 34	S: 26	P: 46	S: 7	P: 11	S: 6	P: 10	HR: 0	HBP: 0	CS: 0	

PITCHER		IP	WLS	BF	H	R	ER	SO	BB	IBB	HBP	BLK	WP	HR	S	P	ERA	WHIP
34 A.J. Burnett, R ERA: 3.68	(1, 1)	5.0	L	28	8	7	3	4	1	0	0	0	1	0	65	92	5.40	1.800
61 Justin Wilson, L ERA: 4.5	(6, 1)	0.0		2	1	0	0	0	1	0	0	0	0	0	4	10	∞	∞
63 Chris Leroux, R ERA: 9.0	(6, 1)	1.2		7	0	2	2	2	0	0	0	0	1	0	26	34	10.80	0.000
41 Hisanori Takahashi, L ERA: 5.83	(7, 1)	0.1		5	2	3	1	0	2	0	0	0	0	0	10	23	27.00	12.000
60 Kyle McPherson, R ERA: 1.17	(8, 1)	2.0		6	1	0	0	1	0	0	0	0	0	0	13	21	0.00	0.500

Chicago Cubs @ Pittsburgh Pirates

PNC Park, Pittsburgh, PA

Fri Sep 07 2012, 7:09 PM - 10:43 PM EDT

Att. 32,699 - Cloudy - 83 F

livebaseballscorecards.com

BOTTOM

Batter	1	2	3	4	5	6	7	8	9	AB	R	H	RBI	BB	SO	LOB
2 Brock Holt, L (1, 4) OBP: 0.409, SLG: 0.450	C FF 88 B SL 79 F SI 88 F FF 90 C SL 78 1-3 ① K			C SL 78 C FC 86 S FF 88 0-3 ① K		C FF 87 X FF 88 0-1 ② FC6 6 BB 1-2f		C SL 80 C CU 72 X FC 87 0-2 1B 2-3		4	0	1	0	0	2	1
6 Starling Marte, R (1, 7) (8, 8) OBP: 0.286, SLG: 0.412	B FC 87 B CH 81 S FC 87 X FC 86 2-1 ② G6-3			B CH 79 S CH 79 F FC 87 S FF 89 1-3 ② K		B CH 78 B FC 87 B CH 78 C FF 88 B FF 88 4-1 BB 1-2		B FC 86 C CH 81 B SL 85 F FC 86 D CU 74 X SI 88 3-2 ① SF8 3-H		2	0	0	1	1	1	0
22 Andrew McCutchen, R (1, 8) OBP: 0.406, SLG: 0.558 7 Alex Presley, L (8, 7) OBP: 0.280, SLG: 0.390	B FF 89 B SL 78 C FC 87 F FC 88 B FF 90 X FC 88 3-2 ③ F7			X CU 72 0-0 ③ F7		X SI 88 0-0 ③ F8		B FC 88 C SL 79 C SL 78 F CU 72 B SI 88 B FC 86 S SL 78 3-3 ② K		3 1	0 0	0 0	0 0	0 0	0 1	2 1
46 Garrett Jones, L (1, 9) OBP: 0.329, SLG: 0.545		B FC 87 F FF 89 F SL 78 X FC 86 1-2 ① G4-3			B FC 84 F SL 78 C SL 79 B FC 87 B FF 90 X FC 87 3-2 ① F7		C FF 90 B FF 90 F FF 92 F SL 82 B FF 95 B SL 84 X FF 90 3-2 ① F8	B FC 86 C SL 79 S SL 79 X SL 80 1-2 ③ G3		4	0	0	0	0	0	1
14 Gaby Sanchez, R (1, 3) OBP: 0.277, SLG: 0.339		B SI 88 C SI 90 F FF 88 F FF 89 B FF 88 B CH 81 B FC 87 4-2 24 G4-6-3 BB			B SL 78 F FC 87 B FC 86 B SI 90 F FC 87 F FC 87 X CH 82 3-2 ② F7		C FF 92 B FF 94 F FF 92 B SL 82 S SL 81 2-3 ② K		C FF 94 S FF 95 B SL 87 B SL 85 B SL 86 F SL 87 B FF 94 4-2 24 G1 BB	2	0	0	0	2	1	0
24 Pedro Alvarez, L (1, 5) OBP: 0.325, SLG: 0.490		F FC 86 X FC 86 0-1 ② ③ G4-6-3 1-2f			X FF 87 0-0 2B		C FF 92 S SL 85 B FF 94 B SL 83 F FF 93 B SL 88 B FF 92 4-2 BB		B FF 93 B FF 94 C FF 94 C SL 85 D SL 86 X SL 86 3-2 ① G1 1-2	3	0	1	0	1	0	2
26 Rod Barajas, R (1, 2) OBP: 0.271, SLG: 0.329 41 Hisanori Takahashi, L (7, 1) 19 Jeff Clement, L (7, PH) 60 Kyle McPherson, R (8, 1) 69 Jordy Mercer, R (9, PH) OBP: 0.237, SLG: 0.382			C CH 78 B SL 78 B SL 78 F FC 86 F FC 87 F FF 91 B FC 87 S CH 82 3-3 ① K		C CH 79 B FC 87 X CH 80 1-1 ③ F9		B FF 92 C FF 91 B FF 91 C FF 91 X FF 93 2-2 ③ G4-3		C FF 95 C SL 85 S SL 87 0-3 ② K	2 0 1 0 1	0 0 0 0 0	0 0 0 0 0	0 0 0 0 0	1 0 0 0 1	1 0 1 0 1	1 0 1 0 1
5 Josh Harrison, R (1, 6) OBP: 0.283, SLG: 0.364			C FF 88 F FC 87 B FF 88 X FF 90 1-2 ② F8			C SI 85 X FC 85 0-1 ① P3		B FC 88 C FC 88 B CH 81 F CH 82 F FF 88 X FC 86 2-2 55 2B 1B	B SL 87 C SL 86 S FF 93 S FF 94 1-3 ③ K	4	1	1	0	0	1	1
34 A.J. Burnett, R (1, 1) OBP: 0.109, SLG: 0.058 61 Justin Wilson, L (6, 1) 55 Michael McKenry, R (6, 2) OBP: 0.336, SLG: 0.510 63 Chris Leroux, L (6, 1)			S FF 87 C FF 89 S FF 90 0-3 ③ K			B SI 87 B FF 86 F FF 87 B FC 86 B FF 88 4-1 2 FC6 BB		C FC 86 B FC 86 F CH 80 F CU 74 X CH 81 1-2 2 1B 6 SF8 1-H 2B		1 0 1 0	0 0 1 0	0 0 1 0	0 0 1 0	0 0 0 0	1 0 0 0	0 0 0 0

	AB	R	H	RBI	BB	SO	LOB
	29	2	4	2	5	9	11

Inning Stats	1	2	3	4	5	6	7	8	9
	R: 0 E: 0 K: 1 S: 9 H: 0 LOB: 0 BB: 0 P: 15	R: 0 E: 0 K: 0 S: 8 H: 0 LOB: 0 BB: 1 P: 13	R: 0 E: 0 K: 2 S: 11 H: 0 LOB: 0 BB: 0 P: 15	R: 0 E: 0 K: 2 S: 7 H: 0 LOB: 0 BB: 0 P: 8	R: 0 E: 0 K: 0 S: 10 H: 1 LOB: 1 BB: 0 P: 17	R: 0 E: 0 K: 0 S: 7 H: 0 LOB: 2 BB: 2 P: 15	R: 0 E: 0 K: 1 S: 13 H: 0 LOB: 1 BB: 1 P: 24	R: 2 E: 0 K: 1 S: 21 H: 3 LOB: 1 BB: 0 P: 31	R: 0 E: 0 K: 2 S: 12 H: 0 LOB: 1 BB: 1 P: 20

	1B	2B	3B	HR	SF	SAC	DP	HBP	WP	PB	SB	CS	PA
	2	2	0	0	1	0	1	0	0	0	0	0	35

PITCHER		IP	W	L	BF	H	R	ER	SO	BB	IBB	HBP	BLK	WP	HR	S	P	ERA	WHIP
37 Travis Wood, L ERA: 4.42	(1, 1)	6.0	W		21	1	0	0	5	3	0	0	0	0	0	52	83	0.00	0.667
55 Alberto Cabrera, R ERA: 7.3	(7, 1)	1.0			4	0	0	0	1	1	0	0	0	0	0	13	24	0.00	1.000
40 James Russell, L ERA: 3.54	(8, 1)	1.0			6	3	2	2	1	0	0	0	0	0	0	21	31	18.00	3.000
49 Carlos Marmol, R ERA: 4.06	(9, 1)	1.0			4	0	0	0	2	1	0	0	0	0	0	12	20	0.00	1.000

PITCHER	IP	W	L	BF	H	R	ER	SO	BB	IBB	HBP	BLK	WP	HR	S	P	ERA	WHIP

Chicago Cubs @ Pittsburgh Pirates

PNC Park, Pittsburgh, PA

Sat Sep 08 2012, 7:06 PM - 10:02 PM EDT

Att. 35,661 - Partly Cloudy - 66 F

TOP

livebaseballscorecards.com

Batter	1	2	3	4	5	6	7	8	9	AB	R	H	RBI	BB	SO	LOB
9 David DeJesus, L (1, 9) OBP: 0.352, SLG: 0.401	C FF 90 X FF 92 0-1 ① P6		B FF 90 1 SAFE 1 SAFE B FF 90 X SI 91 2-0 24 G6-3 1-3 1B		D CH 81 C FF 90 B FF 91 B SL 78 F FF 91 B FF 91 4-2 44 FC3-6 2-3 BB		C SL 84 S SL 84 B SL 84 S SL 84 1-3 ① K	X SL 83 0-0 24 S 1-3 2-H 1B		4	0	2	1	1	1	0
24 Luis Valbuena, L (1, 5) OBP: 0.316, SLG: 0.364	C FF 91 X SL 80 0-1 ② L3		C CU 75 F FF 92 D CU 76 B CU 77 1 SAFE B FF 93 X FF 91 3-2 ①② G6-3 1-2f 3-H		C CU 75 X SI 90 0-1 ① SF7 3-H		S SI 94 B SL 85 B SL 84 B SI 94 B SI 94 4-1 44 1B BB	C FF 94 B FF 94 S FF 94 C FF 94 1-3 ③ K 1-2		3	0	0	1	1	1	3
44 Anthony Rizzo, L (1, 3) OBP: 0.350, SLG: 0.476	C CU 75 F SI 93 B FF 93 S CU 78 1-3 ③ K		B FF 93 B SI 92 H FF 93 3-0 HBP		1 SAFE X CU 77 0-0 ② FC3-6 1-2f		X SL 83 0-0 12 S 1-3 1B		C CU 79 B FF 92 F CH 83 B SI 93 F CH 82 X CU 82 2-2 ① G6-3	4	0	1	0	0	1	1
12 Alfonso Soriano, R (1, 7) OBP: 0.314, SLG: 0.495 21 Joe Mather, R (9, 7) OBP: 0.245, SLG: 0.305		X FF 90 0-0 HR	B FF 91 C CU 77 F CU 77 F SI 92 S SL 79 1-3 ③ K2-3		B FF 91 C SI 90 D SL 79 B FF 90 F FF 92 F FF 92 X FF 91 3-2 ③ F8		S SI 93 D SI 92 D SI 92 B SI 94 S SI 93 S SI 93 3-3 ② K 1-2		C FF 93 S CU 82 B FF 93 B CU 82 F CU 80 X FF 93 2-2 ② G4-3	5 0	1 0	1 0	1 0	0 0	2 0	4 0
13 Starlin Castro, R (1, 6) OBP: 0.318, SLG: 0.425		B SL 77 F FF 91 X SI 92 1-1 ① G5-3		B SL 78 B FF 89 X FF 90 2-0 53 S 1B		B FF 89 B SI 91 B FF 91 B FF 90 4-0 29 SH2-4 15 1B BB	B SI 93 C SI 92 X SI 92 1-1 ③ G5-3		F FF 93 C FF 94 B FF 92 H FF 93 2-2 53 CS HBP	3	0	1	0	1	0	2
53 Welington Castillo, R (1, 2) OBP: 0.331, SLG: 0.464		B FF 90 C FF 91 C CU 75 X CU 77 1-2 15 G6-3 2B		D SI 91 1 SAFE B FF 89 X FF 90 2-0 ① F8 1-2		1 SAFE C SI 91 P PO 80 X FF 90 1-1 ① F8		B SL 82 F FF 92 X FF 92 1-1 15 G5-3 9 1B 1B	B FF 93 1-0 ③ CS 1-2	4	1	2	0	0	0	2
15 Darwin Barney, R (1, 4) OBP: 0.297, SLG: 0.365		B SI 89 F FF 91 B SI 90 X FF 91 2-1 ② G6-3 2-3		C CU 74 X FF 90 0-1 ② P4		C CU 75 C CU 76 F CU 75 F SL 77 B FF 88 X FF 88 1-2 29 SH2-4 1-2 1B		D FF 93 S FF 93 F FF 93 X FF 92 1-2 ① G5-3 1-2		4	0	1	0	0	0	3
29 Jeff Samardzija, R (1, 1) OBP: 0.167, SLG: 0.100		B CU 76 S FF 91 S FF 92 X CU 77 1-2 ③ G5-3		F FF 93 C FF 92 X FF 91 0-2 ③ G1-3		D FF 91 X FF 89 1-0 ② SH2-4 1-2 2-3		S FF 93 B FF 94 B FF 93 X FF 93 2-1 ② G5-3		3	0	0	0	0	0	3
1 Tony Campana, L (1, 8) OBP: 0.305, SLG: 0.299			C FF 90 F FF 91 X FF 92 0-2 9 1B 24 G6-3 1B		B FF 90 C FF 91 X FF 91 1-1 9 S 24 SF7 2B	B SI 95 C SI 94 X SI 95 1-1 ③ G5-3		B FF 93 F FF 94 B FF 94 B FF 94 F FF 94 B FF 94 4-2 9 1B BB		3	2	2	0	1	0	2
Inning Stats	R: 0 E: 0 K: 1 S: 7 H: 0 LOB: 0 BB: 0 P: 8	R: 1 E: 0 K: 0 S: 11 H: 2 LOB: 1 BB: 0 P: 16	R: 1 E: 0 K: 1 S: 11 H: 2 LOB: 0 BB: 0 P: 20	R: 0 E: 0 K: 0 S: 7 H: 1 LOB: 1 BB: 0 P: 11	R: 1 E: 0 K: 0 S: 12 H: 1 LOB: 1 BB: 1 P: 20	R: 0 E: 0 K: 0 S: 11 H: 1 LOB: 2 BB: 1 P: 18	R: 0 E: 0 K: 2 S: 10 H: 1 LOB: 2 BB: 1 P: 19	R: 1 E: 0 K: 1 S: 13 H: 2 LOB: 2 BB: 1 P: 22	R: 0 E: 0 K: 0 S: 10 H: 0 LOB: 0 BB: 0 P: 17	1B: 7 2B: 2 3B: 0 HR: 1 SF: 1 SAC: 1 DP: 1 HBP: 2						

	AB	33
	R	4
	H	10
	RBI	3
	BB	4
	SO	5
	LOB	20

WP: 0 PB: 0 SB: 4 CS: 1 PA: 42

PITCHER		IP	WLS	BF	H	R	ER	SO	BB	IBB	HBP	BLK	WP	HR	S	P	ERA	WHIP
53 James McDonald, R ERA: 3.93	(1, 1)	5.2		26	7	3	3	2	2	0	1	0	0	1	57	90	4.76	1.588
44 Tony Watson, L ERA: 3.65	(6, 1)	0.2		4	1	0	0	1	1	0	0	0	0	0	7	13	0.00	3.000
48 Jared Hughes, R ERA: 2.62	(7, 1)	0.2		2	0	0	0	1	0	0	0	0	0	0	5	9	0.00	0.000
39 Jason Grilli, R ERA: 2.6	(8, 1)	1.0	L	6	2	1	1	1	1	0	0	0	0	0	13	22	9.00	3.000
30 Chris Resop, R ERA: 3.69	(9, 1)	1.0		3	0	0	0	0	0	0	1	0	0	0	10	17	0.00	0.000

PITCHER	IP	WLS	BF	H	R	ER	SO	BB	IBB	HBP	BLK	WP	HR	S	P	ERA	WHIP

Chicago Cubs @ Pittsburgh Pirates

PNC Park, Pittsburgh, PA

Sat Sep 08 2012, 7:06 PM - 10:02 PM EDT

Att. 35,661 - Partly Cloudy - 66 F

livebaseballscorecards.com

BOTTOM

Batter	1	2	3	4	5	6	7	8	9	AB	R	H	RBI	BB	SO	LOB
2 Brock Holt, L (1, 4) OBP: 0.385, SLG: 0.417	C FF 96 F SI 96 B FF 96 F FS 85 B SL 86 X SL 85 2-2 46 BB 6 SH3 24 1B 1B	B FF 95 C FF 95 C SL 86 B FF 96 S FS 86 2-3 ③ K2-3			C FF 94 X SL 85 0-1 ② G3-1		F FF 95 S SL 84 B SL 86 X SL 86 1-2 ③ F7			4	1	1	0	0	1	2
6 Starling Marte, R (1, 7) OBP: 0.278, SLG: 0.400	D FF 95 X SL 83 1-0 ① SH3 1-2		B FF 94 B SL 84 X FF 94 2-0 ① P4		B FF 96 C FF 96 S FC 93 B FC 94 B SL 86 F FF 97 C FC 92 3-3 ③ K			L FC 90 S FC 91 B FF 96 F FC 92 S FS 86 1-3 ① K		3	0	0	0	0	2	0
22 Andrew McCutchen, R (1, 8) OBP: 0.405, SLG: 0.554	H SI 93 1-0 46 BB 24 1B HBP		C FC 92 B FF 95 F FC 92 S FF 97 1-3 ② K			C FF 95 F FC 92 B FF 97 S FS 85 1-3 ① K		C FC 91 S SL 85 S FF 97 0-3 ② K		3	1	0	0	0	3	0
46 Garrett Jones, L (1, 3) OBP: 0.328, SLG: 0.541	B FF 95 B FF 95 B SL 85 B FF 94 4-0 24 1B 1-2 2-3 BB		F FF 96 B FS 86 F FF 97 X FF 97 1-2 ③ G4-3			B FF 97 C SL 84 B FS 87 S FF 96 X FF 97 2-2 ② F7		B FF 97 X FF 96 1-0 ③ P4		3	0	0	0	1	0	0
24 Pedro Alvarez, L (1, 5) OBP: 0.327, SLG: 0.492	C FS 86 S SL 85 F SL 85 X FS 86 0-2 1-2 2-H 3-H 1B			B SI 94 B SI 95 X SL 85 2-0 ① 7 FC1 2B		S SI 96 B FS 87 X SI 96 1-1 ③ G5-3			S SI 95 F SI 96 B FF 94 X FS 86 1-2 ① G3-1	4	0	2	2	0	0	0
7 Alex Presley, L (1, 9) OBP: 0.276, SLG: 0.385	F FF 95 F SL 84 B FF 95 B SL 83 F SL 86 B SL 85 S FF 95 3-3 ② 3-H K			B SI 95 X FF 94 1-0 ① FC1 2-3			X FF 95 0-0 ① B5-3		B FF 96 F FF 95 C FS 85 B FF 96 S FS 86 2-3 ② K	4	0	0	0	0	2	3
12 Clint Barmes, R (1, 6) OBP: 0.249, SLG: 0.309 14 Gaby Sanchez, R (9, PH) OBP: 0.276, SLG: 0.337	C FF 96 F SL 84 S FF 96 0-3 ③ K			C FF 95 B FC 91 X FF 96 1-1 ② F8			B FF 96 C FC 91 X FF 96 1-1 ② G3		F FC 92 B FF 97 X FC 92 1-1 ③ L7	3 1	0 0	0 0	0 0	0 0	1 0	3 0
26 Rod Barajas, R (1, 2) OBP: 0.269, SLG: 0.325 5 Josh Harrison, R (7, PR) OBP: 0.283, SLG: 0.364 55 Michael McKenry, R (8, 2) OBP: 0.336, SLG: 0.510		X FF 95 0-0 ① F7		1 SAFE X SL 84 0-0 ③ F8			B FC 91 F FC 92 F FC 91 F FF 97 F FS 86 F FF 97 X FF 98 1-2 E6 19 1B			3 0 0	0 1 0	0 0 0	0 0 0	0 0 0	0 0 0	1 0 0
53 James McDonald, L (1, 1) OBP: 0.208, SLG: 0.146 44 Tony Watson, L (6, 1) 48 Jared Hughes, R (7, 1) 19 Jeff Clement, L (7, PH) OBP: 0.182, SLG: 0.100 39 Jason Grilli, R (8, 1) 30 Chris Resop, R (9, 1)		C FF 95 B FF 95 C FF 94 F FF 95 X FS 86 1-2 ② G1-3			X FF 95 0-0 ① F7		B SI 94 C SI 94 X SL 84 1-1 2-H 1B			2 0 0 1 0 0	0 0 0 0 0 0	0 0 0 1 0 0	0 0 0 1 0 0	0 0 0 0 0 0	0 0 0 0 0 0	0 0 0 0 0 0
Inning Stats	R: 2 E: 0 K: 2 S: 16 H: 2 LOB: 2 BB: 1 P: 27	R: 0 E: 0 K: 1 S: 8 H: 0 LOB: 0 BB: 0 P: 11	R: 0 E: 0 K: 1 S: 7 H: 0 LOB: 0 BB: 0 P: 11	R: 0 E: 0 K: 0 S: 5 H: 1 LOB: 1 BB: 0 P: 9	R: 0 E: 0 K: 1 S: 7 H: 0 LOB: 0 BB: 0 P: 10	R: 0 E: 0 K: 1 S: 8 H: 0 LOB: 0 BB: 0 P: 12	R: 1 E: 1 K: 0 S: 14 H: 1 LOB: 2 BB: 0 P: 18	R: 0 E: 0 K: 2 S: 8 H: 0 LOB: 0 BB: 0 P: 10	R: 0 E: 0 K: 1 S: 8 H: 0 LOB: 0 BB: 0 P: 12	1B: 3 2B: 1 3B: 0 HR: 0	SF: 0 SAC: 1 DP: 0 HBP: 1					WP: 0 PB: 0 SB: 0 CS: 0	PA: 34

AB	31
R	3
H	4
RBI	3
BB	1
SO	9
LOB	9

PITCHER	IP	WLS	BF	H	R	ER	SO	BB	IBB	HBP	BLK	WP	HR	S	P	ERA	WHIP
29 Jeff Samardzija, R (1, 1) ERA: 3.81	9.0	W	34	4	3	2	9	1	0	1	0	0	0	81	120	2.00	0.556

PITCHER	IP	WLS	BF	H	R	ER	SO	BB	IBB	HBP	BLK	WP	HR	S	P	ERA	WHIP

Chicago Cubs @ Pittsburgh Pirates

PNC Park, Pittsburgh, PA

Sun Sep 09 2012, 1:37 PM - 5:00 PM EDT

Att. 28,671 - Cloudy - 67 F

TOP

livebaseballscorecards.com

Batter	1	2	3	4	5	6	7	8	9	AB	R	H	RBI	BB	SO	LOB
21 Joe Mather, R (1, 8) (8, 7) OBP: 0.254, SLG: 0.313	X SI 89 0-0 15 G6-3 1B		B KC 76 X SI 90 1-0 12 S 15 1B 1B		L CH 79 B KC 78 S CH 80 S CH 79 1-3 ① K		C FF 92 C CU 77 D CU 78 C CU 77 1-3 ② K		B FF 95 B FF 95 X FF 96 2-0 44 G3-1 15 G6-3 1B	5	0	3	0	0	2	1
15 Darwin Barney, R (1, 4) OBP: 0.296, SLG: 0.363	B SI 89 1 SAFE F SI 89 L SI 89 B SI 89 B SI 90 X SI 90 3-2 ① ② G6-3 1-2f		1 SAFE 1 SAFE B SI 89 F SI 89 1 SAFE X CH 80 1-1 1-2 1B		C KC 76 X KC 81 0-1 ② G5-3		B FF 93 B FF 91 C FF 93 F FF 92 F FF 94 X CU 78 2-2 ③ FC6-4 1-2f		B FF 94 X FF 94 1-0 ① G6-3 1-2	5	0	1	0	0	0	3
44 Anthony Rizzo, L (1, 3) OBP: 0.351, SLG: 0.475	C SI 90 X KC 83 0-1 1B		X SI 90 0-0 ② F7		C SI 90 B CH 81 C SI 90 B SI 90 S CH 80 2-3 ③ K			B SL 80 X FF 93 1-0 12 HR 1B	B SL 88 D SL 87 C FF 96 T FF 97 X FF 96 2-2 ② G3-1 2-3	5	1	2	0	0	1	3
12 Alfonso Soriano, R (1, 7) OBP: 0.313, SLG: 0.499 1 Tony Campana, L (8, 8) OBP: 0.309, SLG: 0.299	C SI 90 T CH 80 B CH 79 C SI 90 1-3 ③ K		S CH 80 F SI 90 B CH 78 S SI 89 1-3 ③ K 2-3			X KC 77 0-0 ① G5-3		X FF 93 0-0 1-H HR	B FF 96 B FF 97 C FF 95 B FF 96 F FF 96 B FF 97 4-2 13 DI BB	4	1	1	2	0	2	3
13 Starlin Castro, R (1, 6) OBP: 0.317, SLG: 0.425		B SI 88 B SI 89 B SI 89 C SI 89 X SI 88 3-1 ① F9	B SI 87 B SI 88 F CH 80 B SI 89 X SI 88 3-1 ① F8		C SI 90 X SI 89 0-1 ② F9		X FF 93 0-0 2B	C FF 98 F FF 96 B SL 87 S FF 97 1-3 ③ K 1-2	5	0	1	0	0	1	2
5 Josh Vitters, R (1, 5) OBP: 0.132, SLG: 0.197 54 Shawn Camp, R (8, 1) 49 Carlos Marmol, R (9, 1)		B SI 90 F SI 90 X SI 89 1-1 ② G6-3	X SI 89 0-0 HR		B KC 76 F KC 76 B CH 80 C SI 91 B KC 79 X SI 91 3-2 E4		C SL 82 C SL 82 C FF 95 0-3 ① K		4	1	1	1	0	1	1
17 Dave Sappelt, R (1, 9) OBP: 0.250, SLG: 0.100 9 David DeJesus, L (8, PH) OBP: 0.354, SLG: 0.401 (8, 9)		B SI 89 F SI 90 B SI 90 X SI 90 2-1 1B	C SI 90 C KC 82 F KC 82 B SI 91 F SI 91 X KC 82 1-2 ② G6-3		F SI 90 B SI 91 1 SAFE 1 SAFE F SI 90 F SI 89 X KC 80 1-2 ③ F9		B FF 93 B FF 94 S FF 94 B FF 93 B FF 94 4-1 BB		3	0	1	0	0	0	1
20 Anthony Recker, R (1, 2) OBP: 0.244, SLG: 0.250	C SI 89 C SI 89 F SI 88 F SI 89 1 SAFE B CH 79 S CH 79 1-3 ③ K		S CH 81 X SI 90 0-1 HR				C FF 92 X CU 76 0-1 ① G5-3	X SI 92 0-0 ② F7	4	1	1	1	0	1	3
18 Chris Rusin, L (1, 1) OBP: 0.250, SLG: 0.750 37 Jaye Chapman, R (6, 1) 6 Bryan LaHair, L (7, PH) OBP: 0.337, SLG: 0.449 60 Manny Corpas, R (7, 1) 40 James Russell, L (7, 1) 24 Luis Valbuena, L (8, PH) OBP: 0.315, SLG: 0.362 (8, 5)			B SI 87 C SI 87 B SI 89 X SI 88 2-1 ① G4-3	B SI 90 C SI 89 B SI 88 F SI 90 C SI 90 2-3 ③ K			B FF 92 X FF 92 1-0 15 FC6-4 1B	T SI 92 D SI 93 B SI 93 F SI 93 B SL 89 S SL 86 3-3 ③ K	2 0 0 0 0 1 0 0 0 0 0 0 0 0 1 0 1 0 0 0 0 0 0 0 0 0 0 0 0 0 0 0 0 0 0 1 0 0 0 0 1 2						
Inning Stats	R: 0 H: 2 E: 0 LOB: 1 K: 1 BB: 0 S: 9 P: 13	R: 0 H: 1 E: 0 LOB: 1 K: 1 BB: 0 S: 11 P: 18	R: 0 H: 2 E: 0 LOB: 2 K: 1 BB: 0 S: 9 P: 14	R: 2 H: 2 E: 0 LOB: 0 K: 1 BB: 0 S: 13 P: 19	R: 0 H: 0 E: 0 LOB: 0 K: 2 BB: 0 S: 8 P: 11	R: 0 H: 0 E: 1 LOB: 1 K: 0 BB: 0 S: 10 P: 14	R: 0 H: 1 E: 0 LOB: 1 K: 1 BB: 0 S: 10 P: 14	R: 2 H: 3 E: 0 LOB: 2 K: 2 BB: 1 S: 11 P: 19	R: 0 H: 1 E: 0 LOB: 2 K: 1 BB: 1 S: 10 P: 20	1B: 8 SF: 0 2B: 1 SAC: 0 3B: 0 DP: 1 HR: 3 HBP: 0						

	AB	39
	R	4
	H	12
	RBI	4
	BB	2
	SO	10
	LOB	19

WP: 0 PA: 41
PB: 0
SB: 1
CS: 0

PITCHER		IP	WLS	BF	H	R	ER	SO	BB	IBB	HBP	BLK	WP	HR	S	P	ERA	WHIP
49 Jeff Locke, L ERA: 4.11	(1, 1)	6.0		25	7	2	2	6	0	0	0	0	0	2	60	89	3.00	1.167
60 Kyle McPherson, R ERA: 1.04	(7, 1)	1.0		4	1	0	0	1	0	0	0	0	0	0	10	14	0.00	1.000
39 Jason Grilli, R ERA: 2.92	(8, 1)	0.1	L	5	3	2	2	1	1	0	0	0	0	1	7	12	54.00	12.000
32 Chad Qualls, R ERA: 5.17	(8, 1)	0.2		2	0	0	0	1	0	0	0	0	0	0	4	7	0.00	0.000
52 Joel Hanrahan, R ERA: 2.39	(9, 1)	1.0		5	1	0	0	1	1	0	0	0	0	0	10	20	0.00	2.000

PITCHER	IP	WLS	BF	H	R	ER	SO	BB	IBB	HBP	BLK	WP	HR	S	P	ERA	WHIP

Batter	1	2	3	4	5	6	7	8	9	AB	R	H	RBI	BB	SO	LOB
2 Brock Holt, L (1, 4) OBP: 0.419, SLG: 0.517	C FF 89 X SI 89 0-1 ① G4-3	1 SAFE B SI 88 D FC 84 1 SAFE X SI 88 2-0 ③ G4-3			L SI 89 T SL 86 B CU 79 X SI 89 1-2 1-2 1B		C SL 79 C SI 84 B SL 82 X SL 81 1-2 46 BLK 3B		C FF 94 C FF 94 X FF 95 0-2 46 BB 6 BB 1B	5	1	3	0	0	0	1
6 Starling Marte, R (1, 7) OBP: 0.274, SLG: 0.385	B FF 90 C SI 90 X FC 87 1-1 ② B1-3		B FF 88 S SI 86 X CH 78 1-1 ① P4		L SI 88 B SI 88 L SI 87 B FC 85 F SL 86 S CH 79 2-3 ① K		X SI 88 0-0 ① G3		B SL 84 B SL 84 B FF 92 C FF 93 B FF 93 4-1 46 BB 1-2 BB	4	0	0	0	1	1	3
22 Andrew McCutchen, R (1, 8) OBP: 0.407, SLG: 0.559	F SI 90 B FF 87 X SI 89 1-1 HR		B FF 90 B FF 86 B CH 80 B SI 89 4-0 46 G4-6-3 BB		X SI 86 0-0 ② F9		B SI 90 B SI 88 B SI 90 I IN 73 4-0 46 BLK IBB		C SL 83 B SL 85 X FF 95 1-1 ① P4	3	1	1	1	2	0	4
46 Garrett Jones, L (1, 9) OBP: 0.329, SLG: 0.538	B CU 79 B SI 89 F SL 85 S FC 82 X SI 90 2-2 14 BB 1B		F FC 82 1 SAFE 1 SAFE D SI 88 X FC 86 1-1 ②③ G4-6-3 1-2f		C CU 78 B FC 85 F FC 86 F CU 80 B CU 81 B SI 90 X FC 85 3-2 ③ L9		1 SAFE S SL 79 1 SAFE 1 SAFE F SL 80 B SL 81 F FF 89 F SL 82 B FF 89 2-2 X FF 88 F7 1-2 3-H		B SL 84 B SL 86 B FF 94 B FF 93 4-0 1-2 2-3 BB	4	0	1	0	1	0	4
14 Gaby Sanchez, R (1, 3) OBP: 0.278, SLG: 0.333	B CH 80 B FF 87 B SI 89 B SI 88 4-0 1-2 BB			C CH 78 S FC 85 B CU 81 X SI 89 1-2 ① G6-3		C SL 83 S SL 81 B FF 92 F FF 91 S CH 83 1-3 ① K	I IN 71 I IN 72 I IN 73 I IN 72 4-0 IBB		B SL 85 B FF 94 C FF 94 C FF 93 S FF 94 2-3 ② K	3	0	0	0	2	2	3
24 Pedro Alvarez, L (1, 5) OBP: 0.325, SLG: 0.489	T FC 86 S FC 82 S CU 80 0-3 ③ K			S FC 85 B FC 82 S FC 84 X SI 89 1-2 1B		S CH 83 S CH 84 B CH 84 X CH 84 1-2 E3 19 BB	C SL 81 F SL 81 B SI 89 X CH 82 1-2 ③ G4-3		S SL 87 S SL 86 X SL 85 0-2 ③ F7	5	0	1	0	0	1	7
55 Michael McKenry, R (1, 2) OBP: 0.330, SLG: 0.500		C FF 89 B SI 90 S FC 86 S CH 79 1-3 ① K		B FF 90 F FC 85 S CH 77 X SI 89 1-2 ② L7		X FF 91 0-0 ② P6		C SI 86 B SL 78 C SL 78 S SL 79 1-3 ① K		4	0	0	0	0	2	2
12 Clint Barmes, R (1, 6) OBP: 0.251, SLG: 0.308 19 Jeff Clement, L (6, PH) OBP: 0.250, SLG: 0.100 69 Jordy Mercer, R (7, 6) OBP: 0.233, SLG: 0.375		C FF 89 B SI 90 S FF 87 B CH 80 F FC 87 B SI 89 B FC 86 4-2 BB		1 SAFE F CH 80 X FF 89 0-1 ③ P4		B FF 90 T CH 82 B CH 82 B CH 81 C FF 89 D CH 82 4-2 5 FC5-4 1-2 BB		B SL 79 B SI 88 C SI 86 X SL 78 2-1 ② P2	1 0 1	0 0 0	0 0 0	0 0 0	1 1 0	0 0 0	1 0 0
49 Jeff Locke, L (1, 1) OBP: 0.333, SLG: 0.333 5 Josh Harrison, R (6, PH) OBP: 0.281, SLG: 0.362 60 Kyle McPherson, R (7, 1) 39 Jason Grilli, R (8, 1) 32 Chad Qualls, R (8, 1) 7 Alex Presley, L (8, PH) OBP: 0.275, SLG: 0.384 52 Joel Hanrahan, R (9, 1)		C FF 88 M SI 88 B CU 80 M FF 89 1-3 ② K			C SI 86 C SI 87 X FF 88 0-2 2 1B 1B		X SL 81 0-0 ③ FC5-4 1-2f		B SI 87 B SI 87 C SI 86 F SI 86 T SL 78 2-2 ③ K	2 1 0 0 0 1 0	0 0 0 0 0 0 0	1 0 0 0 0 0 0	0 0 0 0 0 0 0	0 0 0 0 0 1 0	1 0 0 0 0 0 0	1 2 0 0 0 0 0
Inning Stats	R: 1 E: 0 K: 1 S: 12 H: 2 LOB: 2 BB: 1 P: 20	R: 0 E: 0 K: 2 S: 10 H: 0 LOB: 1 BB: 1 P: 18	R: 0 E: 0 K: 0 S: 4 H: 0 LOB: 0 BB: 1 P: 10	R: 0 E: 0 K: 0 S: 11 H: 1 LOB: 1 BB: 0 P: 14	R: 0 E: 0 K: 1 S: 15 H: 2 LOB: 2 BB: 0 P: 21	R: 0 E: 1 K: 1 S: 11 H: 0 LOB: 2 BB: 1 P: 17	R: 1 E: 0 K: 0 S: 12 H: 1 LOB: 2 BB: 2 P: 24	R: 0 E: 0 K: 2 S: 8 H: 0 LOB: 0 BB: 0 P: 13	R: 0 E: 0 K: 1 S: 12 H: 1 LOB: 3 BB: 2 P: 23	1B: 5 2B: 0 3B: 1 HR: 1	SF: 0 SAC: 0 DP: 1 HBP: 0					

PITCHER		IP	WLS	BF	H	R	ER	SO	BB	IBB	HBP	BLK	WP	HR	S	P	ERA	WHIP
18 Chris Rusin, L ERA: 5.73	(1, 1)	5.0		22	5	1	1	4	3	0	0	0	0	1	52	83	1.80	1.600
37 Jaye Chapman, R ERA:	(6, 1)	1.0	H	5	0	0	0	1	1	0	0	0	0	0	11	17	0.00	1.000
60 Manny Corpas, R ERA: 4.46	(7, 1)	0.1	H	3	1	1	1	0	0	1	0	0	0	0	4	9	27.00	3.000
40 James Russell, L ERA: 3.5	(7, 1)	0.2	W	3	0	0	0	0	0	1	0	1	0	0	8	15	0.00	0.000
54 Shawn Camp, R ERA: 3.67	(8, 1)	1.0	H	3	0	0	0	2	0	0	0	0	0	0	8	13	0.00	0.000

PITCHER		IP	WLS	BF	H	R	ER	SO	BB	IBB	HBP	BLK	WP	HR	S	P	ERA	WHIP
49 Carlos Marmol, R ERA: 3.97	(9, 1)	1.0	S	6	1	0	0	1	2	0	0	0	0	0	12	23	0.00	3.000

BOTTOM

Chicago Cubs @ Pittsburgh Pirates

PNC Park, Pittsburgh, PA

Sun Sep 09 2012, 1:37 PM - 5:00 PM EDT

Att. 28,671 - Cloudy - 67 F

livebaseballscorecards.com

AB	34
R	2
H	7
RBI	1
BB	8
SO	8
LOB	28

WP: 0 PA: 42
PB: 0
SB: 0
CS: 0

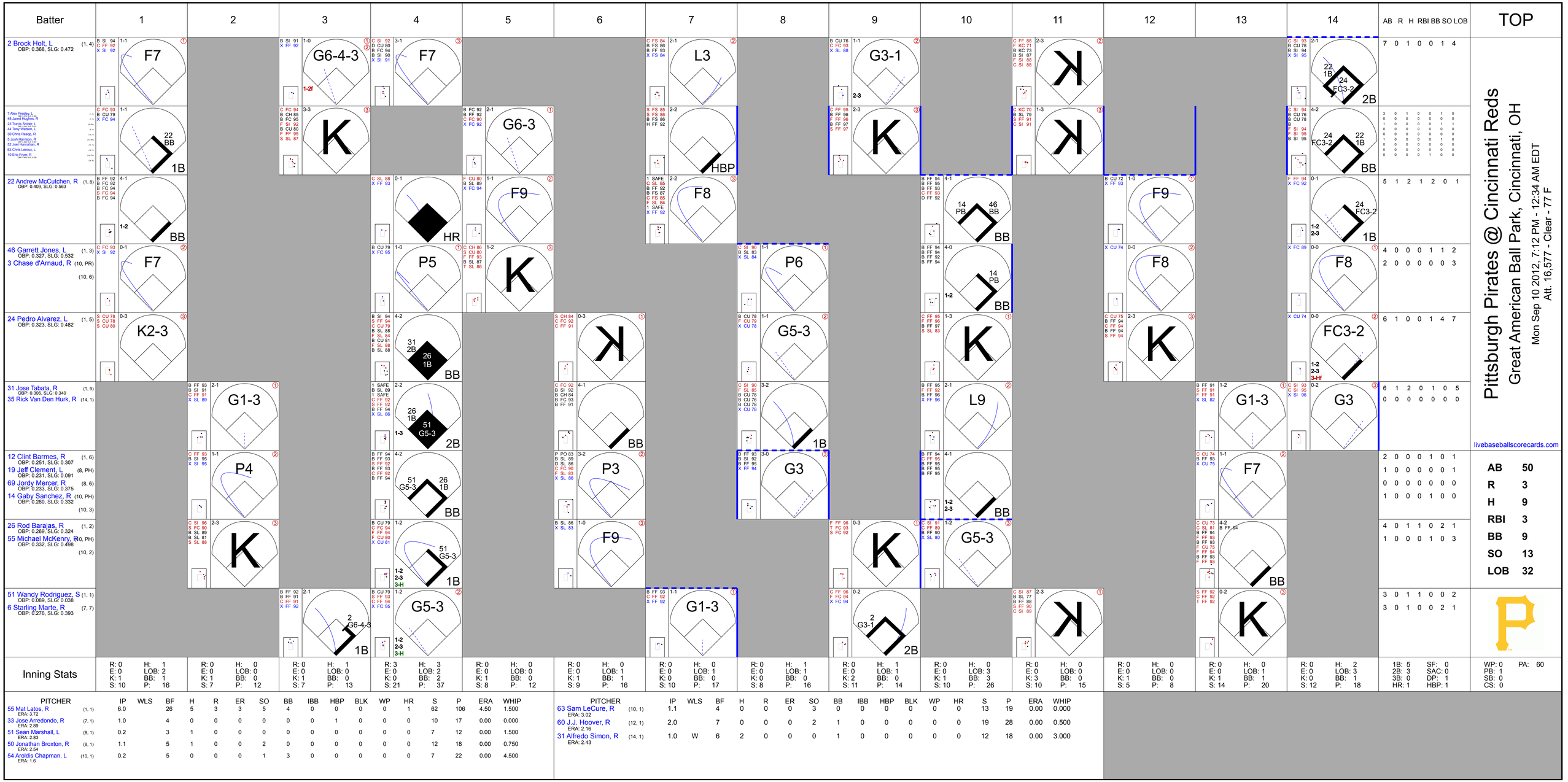
Batter
1
2
3
4
5
6
7
8
9
10
11
12
13
14
AB R H RBI BB SO LOB
TOP
2 Brock Holt, L (1, 4) OBP: 0.368, SLG: 0.472
7 Alex Presley, L
48 Jared Hughes, R
23 Travis Snider, L
44 Tony Watson, L
30 Chris Resop, R
5 Josh Harrison, R
52 Joel Hanrahan, R
63 Chris Leroux, L
10 Eric Fryer, R
22 Andrew McCutchen, R (1, 8) OBP: 0.409, SLG: 0.563
46 Garrett Jones, L (1, 3) OBP: 0.327, SLG: 0.532
3 Chase d'Arnaud, R (10, PR)
(10, 6)
24 Pedro Alvarez, L (1, 5) OBP: 0.323, SLG: 0.482
31 Jose Tabata, R (1, 9) OBP: 0.306, SLG: 0.340
35 Rick Van Den Hurk, R (14, 1)
12 Clint Barmes, R (1, 6) OBP: 0.251, SLG: 0.307
19 Jeff Clement, L (8, PH) OBP: 0.231, SLG: 0.091
69 Jordy Mercer, R (8, 6) OBP: 0.233, SLG: 0.375
14 Gaby Sanchez, R (10, PH) OBP: 0.280, SLG: 0.332
(10, 3)
26 Rod Barajas, R (1, 2) OBP: 0.269, SLG: 0.324
55 Michael McKenry, R (10, PH) OBP: 0.332, SLG: 0.498
(10, 2)
51 Wandy Rodriguez, S (1, 1) OBP: 0.089, SLG: 0.038
6 Starling Marte, R (7, 7) OBP: 0.276, SLG: 0.393
Pittsburgh Pirates @ Cincinnati Reds
Great American Ball Park, Cincinnati, OH
Mon Sep 10 2012, 7:12 PM - 12:34 AM EDT
Att. 16,577 - Clear - 77 F
livebaseballscorecards.com
AB 50
R 3
H 9
RBI 3
BB 9
SO 13
LOB 32
Inning Stats
PITCHER IP WLS BF H R ER SO BB IBB HBP BLK WP HR S P ERA WHIP
55 Mat Latos, R (1, 1) ERA: 3.72 6.0 26 5 3 3 5 4 0 0 0 0 1 62 106 4.50 1.500
33 Jose Arredondo, R (7, 1) ERA: 2.89 1.0 4 0 0 0 0 0 0 1 0 0 0 10 17 0.00 0.000
51 Sean Marshall, L (8, 1) ERA: 2.83 0.2 3 1 0 0 0 0 0 0 0 0 0 7 12 0.00 1.500
50 Jonathan Broxton, R (8, 1) ERA: 2.54 1.1 5 1 0 0 2 0 0 0 0 0 0 12 18 0.00 0.750
54 Aroldis Chapman, L (10, 1) ERA: 1.6 0.2 5 0 0 0 1 3 0 0 0 0 0 7 22 0.00 4.500
PITCHER IP WLS BF H R ER SO BB IBB HBP BLK WP HR S P ERA WHIP
63 Sam LeCure, R (10, 1) ERA: 3.02 1.1 4 0 0 0 3 0 0 0 0 0 0 13 19 0.00 0.000
60 J.J. Hoover, R (12, 1) ERA: 2.16 2.0 7 0 0 0 2 1 0 0 0 0 0 19 28 0.00 0.500
31 Alfredo Simon, R (14, 1) ERA: 2.43 1.0 W 6 2 0 0 0 1 0 0 0 0 0 12 18 0.00 3.000
1B: 5 SF: 0 PA: 60
2B: 3 SAC: 0
3B: 0 DP: 1
HR: 1 HBP: 1
WP: 0
PB: 1
SB: 0
CS: 0

BOTTOM

Batter	1	2	3	4	5	6	7	8	9	10	11	12	13	14	AB	R	H	RBI	BB	SO	LOB
4 Brandon Phillips, R (1, 4) OBP: 0.331, SLG: 0.446	G6-3			F9		K		28 S HBP		SH1-3	L9			FC2 48 1B 48 WP	5	0	0	0	0	1	3
28 Chris Heisey, R (1, 8) OBP: 0.324, SLG: 0.439	L8			HR		K		K		48 FC3-2 19 BB BB		F7		L7	6	1	1	1	1	2	3
19 Joey Votto, L (1, 3) OBP: 0.471, SLG: 0.594	F7			G6-3			48 FC1-4 1B	IBB		48 FC3-2 BB		F7		K	5	0	1	0	2	1	2
48 Ryan Ludwick, R (1, 7) OBP: 0.342, SLG: 0.534		G6-3		BB			FC1-4 32 FC4-6	K		FC3-2		P3		1B	6	0	1	1	1	1	6
32 Jay Bruce, L (1, 9) OBP: 0.342, SLG: 0.552		K		F9			FC4-6 21 1B 30 2B	BB		K			K		5	1	0	0	1	3	5
21 Todd Frazier, R (1, 5) OBP: 0.344, SLG: 0.516		F7			F9		30 2B 1B	K			36 WP 25 SH1-3 BB		G5-3		5	1	1	0	1	1	1
30 Dioner Navarro, S (1, 2) OBP: 0.286, SLG: 0.559			G3-1		K		2B	K		SH1-3			FC6-4	1B	3	0	1	2	0	1	0
25 Didi Gregorius, L (7, PR) OBP: 0.200, SLG: 0.200 (8, 6)			G4-3		G4-3		G4-3	G4-3			BB		FC6-4		2	0	1	0	0	1	1
15 Wilson Valdez, R (7, 6) 26 Xavier Paul, L (7, PH) OBP: 0.000, SLG: 0.000 51 Sean Marshall, L (9, 1) 50 Jonathan Broxton, R (9, 1) 23 Denis Phipps, R (9, PH) 54 Aroldis Chapman, L (10, 1) 63 Sam LeCure, R (10, 1) 36 Henry Alejandro Rodriguez, S (11, PH) 60 J.J. Hoover, R (11, 1) 27 Scott Rolen, R (13, PH) 31 Alfredo Simon, R (13, 1)															2	0	0	0	0	0	0
55 Mat Latos, R (1, 1) OBP: 0.292, SLG: 0.286 43 Miguel Cairo, R (6, PR) OBP: 0.204, SLG: 0.272 33 Jose Arredondo, R (7, 1) 29 Ryan Hanigan, R (8, 2) OBP: 0.377, SLG: 0.297 6 Drew Stubbs, R (10, PR) OBP: 0.286, SLG: 0.353 39 Devin Mesoraco, R (11, 2) OBP: 0.286, SLG: 0.352			K			F7		F7		19 BB 4 SH1-3 48 FC3-2 1B	K			48 WP 4 FC2 48 1B 1B	1	0	0	0	0	1	0
Inning Stats	R: 0 E: 0 K: 0 S: 13 H: 0 LOB: 0 BB: 0 P: 19	R: 0 E: 0 K: 1 S: 8 H: 0 LOB: 0 BB: 0 P: 11	R: 0 E: 0 K: 1 S: 8 H: 0 LOB: 0 BB: 0 P: 11	R: 1 E: 0 K: 0 S: 11 H: 1 LOB: 1 BB: 1 P: 17	R: 0 E: 0 K: 1 S: 9 H: 0 LOB: 0 BB: 0 P: 12	R: 0 E: 0 K: 2 S: 7 H: 0 LOB: 0 BB: 0 P: 8	R: 2 E: 0 K: 0 S: 12 H: 3 LOB: 1 BB: 0 P: 17	R: 0 E: 0 K: 2 S: 12 H: 0 LOB: 2 BB: 1 P: 21	R: 0 E: 0 K: 2 S: 9 H: 0 LOB: 1 BB: 1 P: 17	R: 0 E: 0 K: 1 S: 15 H: 1 LOB: 3 BB: 2 P: 31	R: 0 E: 0 K: 1 S: 9 H: 0 LOB: 2 BB: 2 P: 18	R: 0 E: 0 K: 0 S: 8 H: 0 LOB: 0 BB: 0 P: 12	R: 0 E: 0 K: 1 S: 10 H: 1 LOB: 1 BB: 0 P: 17	R: 1 E: 0 K: 1 S: 11 H: 2 LOB: 2 BB: 0 P: 20	1B: 6 2B: 1 3B: 0 HR: 1	SF: 0 SAC: 2 DP: 0 HBP: 1		WP: 2 PB: 0 SB: 1 CS: 0	PA: 58

PITCHER	IP	WLS	BF	H	R	ER	SO	BB	IBB	HBP	BLK	WP	HR	S	P	ERA	WHIP
51 Wandy Rodriguez, L (1, 1) ERA: 3.72	6.2		24	3	3	3	5	1	0	0	0	0	1	65	89	4.05	0.600
48 Jared Hughes, R (7, 1) ERA: 2.57	1.1	B	7	1	0	0	2	0	1	1	0	0	0	15	27	0.00	0.750
44 Tony Watson, L (9, 1) ERA: 3.57	1.0		4	0	0	0	2	1	0	0	0	0	0	9	17	0.00	1.000
30 Chris Resop, R (10, 1) ERA: 3.63	1.0		6	1	0	0	1	2	0	0	0	0	0	15	31	0.00	3.000
52 Joel Hanrahan, R (11, 1) ERA: 2.35	1.0		5	0	0	0	1	2	0	0	0	1	0	9	18	0.00	2.000

PITCHER	IP	WLS	BF	H	R	ER	SO	BB	IBB	HBP	BLK	WP	HR	S	P	ERA	WHIP
63 Chris Leroux, R (12, 1) ERA: 5.4	2.0		7	1	0	0	1	0	0	0	0	0	0	18	29	0.00	0.500
35 Rick Van Den Hurk, R (14, 1) ERA: 13.5	0.2	L	5	2	1	1	1	0	0	0	0	1	0	11	20	13.50	3.000

Pittsburgh Pirates @ Cincinnati Reds

Great American Ball Park, Cincinnati, OH

Mon Sep 10 2012, 7:12 PM - 12:34 AM EDT

Att. 16,577 - Clear - 77 F

livebaseballscorecards.com

AB	48
R	4
H	8
RBI	4
BB	7
SO	13
LOB	26

Batter	1	2	3	4	5	6	7	8	9	AB	R	H	RBI	BB	SO	LOB
2 Brock Holt, L (1, 4) OBP: 0.381, SLG: 0.475	B SI 87 C SI 88 B FC 87 X SI 89 2-1 G3-1		C SI 89 X FC 88 0-1 7 G1-6-3 1B		C SI 90 D SL 78 B SI 90 F SI 90 X SI 90 2-2 2-3 1B		C FC 88 B SI 89 F FC 88 C CH 85 1-3 K			4	0	2	0	0	1	0
7 Alex Presley, L (1, 7) OBP: 0.281, SLG: 0.395	B SI 88 C CH 82 F SI 90 B KC 78 F SL 80 B SI 91 X SI 90 3-2 HR		C SI 90 B CH 83 X SI 91 1-1 G1-6-3 1-2f		C KC 77 X KC 79 0-1 G1			C SI 94 S CH 83 X CH 82 0-2 1B		4	1	2	1	0	0	2
22 Andrew McCutchen, R (1, 8) OBP: 0.406, SLG: 0.559	C FC 88 B SL 79 F SI 89 F SL 79 S SI 90 1-3 K		X SL 80 0-0 P3			B SI 90 C FC 88 C FF 90 F KC 80 X SL 80 1-2 F8		C FC 93 X FC 92 0-1 L9		4	0	0	0	0	1	1
46 Garrett Jones, L (1, 3) OBP: 0.327, SLG: 0.532	F SI 89 F KC 77 F FF 90 X SL 80 0-2 2B			C SI 88 X FC 87 0-1 F9		B SI 90 F SI 90 X FF 90 1-1 F7		1 SAFE X SL 85 0-0 P5		4	0	1	0	0	0	1
24 Pedro Alvarez, L (1, 5) OBP: 0.320, SLG: 0.478	F KC 77 2 SAFE F SI 89 X SI 89 0-2 L8			F FC 88 F SI 90 B CU 80 S FF 90 1-3 K		X CH 85 0-0 P6		1 SAFE C SI 91 S FF 91 C SI 91 0-3 K		4	0	0	0	0	2	2
31 Jose Tabata, R (1, 9) OBP: 0.311, SLG: 0.346		C SI 88 X SI 88 0-1 G4-3		X SI 90 0-0 2B			C FC 87 B SI 89 B SI 90 B FC 89 C SI 90 F SI 91 B FC 89 4-2 19 55 G6-4-3 1B 14 HR BB		C SL 87 F FF 96 B FF 96 B FF 96 F FC 93 X SL 88 2-2 23 G6-3 1B	3	1	2	0	1	0	0
55 Michael McKenry, R (1, 2) OBP: 0.330, SLG: 0.493		C SI 87 X SI 89 0-1 G5-3		X SL 79 0-0 F8			B SI 90 1 SAFE X SI 90 1-0 19 G6-4-3 1-2 1B		C SL 90 F FF 94 B FF 95 S FF 95 1-3 K	4	0	1	0	0	1	2
12 Clint Barmes, R (1, 6) OBP: 0.255, SLG: 0.313 19 Jeff Clement, L (7, PH) OBP: 0.214, SLG: 0.083 69 Jordy Mercer, R (7, 6) OBP: 0.233, SLG: 0.375 23 Travis Snider, L (9, PH) OBP: 0.340, SLG: 0.418		B SI 88 C SL 79 C SI 89 B FC 89 F FF 89 X SI 90 2-2 1B		B SI 88 X FC 88 1-0 2 1B 2B			X SI 91 0-0 G6-4-3 1-2f 2-3		F SI 94 B FF 94 X FF 94 1-1 G6-3 1-2f	2 1 0 1	0 0 0 0	2 0 0 0	0 0 0 0	0 0 0 0	0 2 0 1	0 0 0 1
29 Kevin Correia, R (1, 1) OBP: 0.132, SLG: 0.132 14 Gaby Sanchez, R (7, PH) OBP: 0.282, SLG: 0.346 60 Kyle McPherson, R (7, 1)		C SI 87 B FC 89 B KC 77 X SI 89 2-1 G1-3		X SI 87 0-0 B2			B SL 81 C SI 91 F SI 91 B FF 90 B KC 81 F FC 90 X SI 91 3-2 3-H HR			2 1 0	0 1 0	0 1 0	0 2 0	0 0 0	0 0 0	2 0 0
Inning Stats	R: 1 E: 0 K: 1 S: 17 H: 2 LOB: 1 BB: 0 P: 23	R: 0 E: 0 K: 0 S: 10 H: 1 LOB: 1 BB: 0 P: 14	R: 0 E: 0 K: 0 S: 5 H: 1 LOB: 0 BB: 0 P: 6	R: 0 E: 0 K: 1 S: 7 H: 1 LOB: 1 BB: 0 P: 8	R: 0 E: 0 K: 0 S: 7 H: 2 LOB: 1 BB: 0 P: 10	R: 0 E: 0 K: 0 S: 7 H: 0 LOB: 0 BB: 0 P: 9	R: 2 E: 0 K: 1 S: 12 H: 2 LOB: 0 BB: 1 P: 21	R: 0 E: 0 K: 1 S: 9 H: 1 LOB: 1 BB: 0 P: 9	R: 0 E: 0 K: 1 S: 9 H: 1 LOB: 0 BB: 0 P: 13	1B: 6 2B: 3 3B: 0 HR: 2 SF: 0 SAC: 0 DP: 3 HBP: 0						WP: 0 PB: 0 SB: 0 CS: 0 PA: 35	

PITCHER		IP	WLS	BF	H	R	ER	SO	BB	IBB	HBP	BLK	WP	HR	S	P	ERA	WHIP
44 Mike Leake, R ERA: 4.69	(1, 1)	7.0	W	28	9	3	3	3	1	0	0	0	0	2	65	91	3.86	1.429
66 Logan Ondrusek, R ERA: 3.33	(8, 1)	0.1	H	2	1	0	0	0	0	0	0	0	0	0	5	5	0.00	3.000
51 Sean Marshall, L ERA: 2.8	(8, 1)	0.2	H	2	0	0	0	1	0	0	0	0	0	0	4	4	0.00	0.000
50 Jonathan Broxton, R ERA: 2.49	(9, 1)	1.0	S	3	1	0	0	1	0	0	0	0	0	0	9	13	0.00	1.000

PITCHER	IP	WLS	BF	H	R	ER	SO	BB	IBB	HBP	BLK	WP	HR	S	P	ERA	WHIP

TOP

Pittsburgh Pirates @ Cincinnati Reds

Great American Ball Park, Cincinnati, OH

Tue Sep 11 2012, 7:14 PM - 9:56 PM EDT

Att. 19,620 - Clear - 77 F

livebaseballscorecards.com

AB	34
R	3
H	11
RBI	3
BB	1
SO	5
LOB	13

BOTTOM

Batter	1	2	3	4	5	6	7	8	9	AB	R	H	RBI	BB	SO	LOB
4 Brandon Phillips, R (1, 4) OBP: 0.332, SLG: 0.454	X FF 89 0-0 HR	B CU 78 X SL 86 1-0 6 E 1-3 2-H 2B		B SI 90 X SI 90 1-0 ② FC6-4-5-6 6 FC6-4 2-3		F SL 88 X FF 90 0-1 ③ F8				4	2	2	2	0	0	3
6 Drew Stubbs, R (1, 8) OBP: 0.284, SLG: 0.350	F FF 90 X SL 87 0-1 ① G6-3	C FF 89 B CU 78 B SI 91 B FC 88 F SI 91 X SI 91 3-2 ② G6-3 2-H 3-H		1 SAFE B SI 88 X SI 90 1-0 ③ FC6-4 1-2f			C FF 92 B CU 76 F FF 94 X FF 94 1-2 ① P4			4	0	0	0	0	0	1
19 Joey Votto, L (1, 3) OBP: 0.469, SLG: 0.589	C FF 88 B FF 90 B CH 84 B CH 85 B SI 91 4-1 48 1B BB	C FF 91 X CU 76 0-1 ③ F7			B FF 88 F FC 89 B CH 86 B SL 87 C CH 86 F FF 88 X FF 90 3-2 ① L5		F FF 93 F FF 94 B FF 94 F FF 95 F CU 78 B FF 94 X CU 78 2-2 ② G4-3			3	0	0	0	1	0	0
48 Ryan Ludwick, R (1, 7) OBP: 0.343, SLG: 0.533	F SL 88 F SI 90 X SI 90 0-2 1-2 1B		X SI 91 0-0 32 FC4-6 1B		B CU 77 F SL 89 F CU 76 B SL 88 X SI 91 2-2 ② F9		C CU 77 B CU 76 F FF 94 X CU 78 1-2 ③ G6-3			4	0	2	0	0	0	0
32 Jay Bruce, L (1, 9) OBP: 0.339, SLG: 0.547	C CH 86 F SL 88 B SL 87 F CH 86 S CU 78 1-3 ② K		B CH 85 X CH 86 1-0 ① FC4-6 1-2f		B SI 91 B FF 90 T CH 87 B CH 88 X FF 88 3-1 ③ G3			B CU 75 B FF 92 F FF 92 B FF 93 X FF 93 3-1 ① G6-3		4	0	0	0	0	1	3
27 Scott Rolen, R (1, 5) OBP: 0.323, SLG: 0.404	C SL 88 F SL 88 F SI 91 F CU 76 D CU 79 B SL 88 B SI 91 F SI 92 X SI 91 3-2 ③ G4-3		B FF 89 X SI 90 1-0 ② L9			B SL 85 C SI 91 X SI 91 1-1 ① F8		X FF 92 0-0 HR		4	1	1	1	0	0	3
30 Dioner Navarro, S (1, 2) OBP: 0.282, SLG: 0.514		B FF 90 B SI 91 B SI 90 C SI 90 B SI 91 4-1 44 1B 4 2B BB	B CH 86 B CH 86 F SI 89 X SL 86 2-1 ③ F7			F SL 88 B CH 87 F FF 90 F CU 79 C CU 77 1-3 ② K		B CU 78 B FF 92 C FF 93 S CU 76 S CU 77 2-3 ② K		3	1	0	0	1	2	1
15 Wilson Valdez, R (1, 6) OBP: 0.228, SLG: 0.219		X SL 88 0-0 ① F7		X SI 90 0-0 4 44 SH3-4 FC6-4-5-6 1B		C CU 78 S CU 78 B CU 79 B SI 91 B CU 79 B SL 86 4-2 44 1B BB		B CU 76 B FF 93 X FF 93 2-0 1B		3	0	2	0	1	0	1
44 Mike Leake, R (1, 1) OBP: 0.298, SLG: 0.429 66 Logan Ondrusek, R (8, 1) 51 Sean Marshall, L (8, 1) 26 Xavier Paul, L (8, PH) OBP: 0.369, SLG: 0.441 50 Jonathan Broxton, R (9, 1)		F SI 89 L SL 86 X CU 76 0-2 4 2B 6 WP 1-2 1B		X SI 89 0-0 ① SH3-4 1-2		S SL 88 X CU 77 0-1 1-2 1B		C FF 92 1 SAFE F CU 77 F FF 92 F CU 76 1 SAFE X FF 93 0-2 ③ P5		2 0 0 1 0	1 0 0 0 0	2 0 0 0 0	0 0 0 0 0	0 0 0 0 0	0 0 0 0 0	0 0 0 1 0
Inning Stats	R: 1 E: 0 K: 1 S: 17 H: 2 LOB: 2 BB: 1 P: 25	R: 3 E: 0 K: 0 S: 11 H: 2 LOB: 0 BB: 1 P: 19	R: 0 E: 0 K: 0 S: 5 H: 1 LOB: 1 BB: 0 P: 9	R: 0 E: 0 K: 0 S: 4 H: 1 LOB: 1 BB: 0 P: 6	R: 0 E: 0 K: 0 S: 9 H: 0 LOB: 0 BB: 0 P: 17	R: 0 E: 0 K: 1 S: 12 H: 1 LOB: 2 BB: 1 P: 18	R: 0 E: 0 K: 0 S: 11 H: 0 LOB: 0 BB: 0 P: 15	R: 1 E: 0 K: 1 S: 12 H: 2 LOB: 1 BB: 0 P: 19		1B: 6 2B: 1 3B: 0 HR: 2 SF: 0 SAC: 1 DP: 0 HBP: 0						

PITCHER	IP	WLS	BF	H	R	ER	SO	BB	IBB	HBP	BLK	WP	HR	S	P	ERA	WHIP
29 Kevin Correia, R (1, 1) ERA: 4.29	6.0	L	28	7	4	3	2	3	0	0	0	1	1	58	94	4.50	1.667
60 Kyle McPherson, R (7, 1) ERA: 1.69	2.0		8	2	1	1	1	0	0	0	0	0	1	23	34	4.50	1.000

PITCHER	IP	WLS	BF	H	R	ER	SO	BB	IBB	HBP	BLK	WP	HR	S	P	ERA	WHIP

Pittsburgh Pirates @ Cincinnati Reds

Great American Ball Park, Cincinnati, OH

Tue Sep 11 2012, 7:14 PM - 9:56 PM EDT

Att. 19,620 - Clear - 77 F

livebaseballscorecards.com

AB	32
R	5
H	9
RBI	3
BB	3
SO	3
LOB	13

WP: 1 PA: 36
PB: 0
SB: 0
CS: 0

Pittsburgh Pirates @ Cincinnati Reds

Great American Ball Park, Cincinnati, OH

Wed Sep 12 2012, 7:11 PM - 10:28 PM EDT

Att. 21,203 - Clear - 83 F

TOP

livebaseballscorecards.com

Batter	1	2	3	4	5	6	7	8	9	AB	R	H	RBI	BB	SO	LOB
2 Brock Holt, L (1, 4) OBP: 0.370, SLG: 0.455	C FF 91 B SL 88 F FF 91 X FF 92 1-2 ① G4-3		C FF 92 X FF 92 0-1 1B		C KC 76 B CH 86 B CH 86 B CH 86 C FF 92 F FF 94 X FF 93 3-2 ① L4		C SI 93 B FF 94 B FF 92 F FF 93 B SL 88 X FF 94 3-2 ③ G4-3			4	0	1	0	0	0	0
5 Josh Harrison, R (1, 5) OBP: 0.276, SLG: 0.355 23 Travis Snider, L (8, PH) OBP: 0.338, SLG: 0.415 44 Tony Watson, L (8, 1) 39 Jason Grilli, R (8, 1)	B KC 78 F SL 87 B FF 93 X SL 88 2-1 ② F8		1 SAFE C FF 91 1 SAFE F FF 90 X SI 91 0-2 ③ F8		C FF 94 T FF 93 F KC 80 F KC 80 X SL 87 0-2 ② P1			C SI 88 F SI 89 X SL 77 0-2 ① G3-1		3 1 0 0	0 0 0 0	0 0 0 0	0 0 0 0	0 0 0 0	0 0 0 0	1 0 0 0
22 Andrew McCutchen, R (1, 8) OBP: 0.406, SLG: 0.559	B SL 88 C FF 93 X SL 88 1-1 ③ G1-3			C FF 92 X CH 87 0-1 46 1B 14 1B 1B	B FF 94 B SL 87 X SL 87 2-0 1B			B CH 91 S KC 73 T CH 91 B KC 76 X SL 78 2-2 ② F8		4	1	2	0	0	0	0
46 Garrett Jones, L (1, 9) OBP: 0.326, SLG: 0.529		X SI 89 0-0 ① G3-1		B SI 90 X SI 92 1-0 12 G1-3 14 1B 1-3 1B	B FF 92 F FF 94 1 SAFE 1 SAFE B FF 92 F SI 92 X FF 92 2-2 ③ F8			C SI 90 B KC 72 F SI 90 X KC 72 1-2 ③ G4-3		4	0	1	0	0	0	1
14 Gaby Sanchez, R (1, 3) OBP: 0.282, SLG: 0.345		C FF 92 X FF 91 0-1 ② G4-3		B FF 92 C FF 92 F FF 93 F FF 93 F FF 92 D SL 89 F FF 93 X FF 94 2-2 12 G1-3 1-2 3-H 1B	C SL 86 C FF 92 B SI 93 F KC 79 X CH 87 1-2 ① G4-3				C FF 94 B FF 93 F FF 92 X FF 94 1-2 ① P3	4	0	1	1	0	0	0
7 Alex Presley, L (1, 7) OBP: 0.283, SLG: 0.401		B FF 92 B SI 90 C FF 92 B KC 79 B FF 92 4-1 BB		C CH 84 F FF 92 B SL 88 F SL 89 S FF 92 1-3 ① K	B CH 85 B SI 91 F FF 94 X FF 94 2-1 12 CS 3B				C FF 94 S FF 94 F FF 94 B FF 93 X CH 87 1-2 ② L5	3	0	1	0	1	1	2
12 Clint Barmes, R (1, 6) OBP: 0.253, SLG: 0.310 19 Jeff Clement, L (9, PH) OBP: 0.267, SLG: 0.154 3 Chase d'Arnaud, R (9, PR)	C FF 91 1 SAFE B FF 90 B SL 88 S FF 92 S FF 92 2-3 ③ K			B SI 93 B SL 89 B FF 92 C SL 89 F FF 94 X SL 89 3-2 ② G1-3 1-2 2-3	C FF 94 M FF 90 B FF 96 B FF 95 F SL 87 F FF 94 X SL 86 2-2 ② ③ F8 3-H				F FF 94 B CH 86 S FF 94 B FF 93 B FF 94 X FF 94 3-2 1B	3 1 0	0 0 0	0 1 0	0 0 0	0 0 0	1 0 0	4 0 0
26 Rod Barajas, R (1, 2) OBP: 0.270, SLG: 0.323 6 Starling Marte, R (7, PH) OBP: 0.274, SLG: 0.389 48 Jared Hughes, R (7, 1) 69 Jordy Mercer, R (8, 5) OBP: 0.233, SLG: 0.375 31 Jose Tabata, R (9, PH) OBP: 0.310, SLG: 0.345			C FF 91 B SL 88 X FF 91 1-1 ① G6-3	I IN 55 I IN 58 I IN 61 I IN 58 4-0 IBB			F SI 92 F FF 93 S FF 92 0-3 ① K		C FF 92 S FF 92 S FF 92 0-3 ③ K	1 1 0 0 1	0 0 0 0 0	0 0 0 0 1	0 0 0 0 1	1 0 0 0 0	0 1 0 0 1	0 0 0 0 1
34 A.J. Burnett, R (1, 1) OBP: 0.105, SLG: 0.056 55 Michael McKenry, R (7, PH) OBP: 0.329, SLG: 0.490 (7, 2)			C FF 92 B KC 79 C FF 92 X FF 93 1-2 ② G3	C FF 94 S FF 92 F FF 93 S FF 93 0-3 ③ K			C FF 93 F FF 92 X FF 94 0-2 ② F8			2 1	0 0	0 0	0 0	0 0	1 0	3 0
Inning Stats	R: 0 E: 0 K: 0 S: 7 H: 0 LOB: 0 BB: 0 P: 11	R: 0 E: 0 K: 1 S: 7 H: 0 LOB: 1 BB: 1 P: 13	R: 0 E: 0 K: 0 S: 10 H: 1 LOB: 1 BB: 0 P: 12	R: 1 E: 0 K: 2 S: 21 H: 3 LOB: 3 BB: 1 P: 32	R: 0 E: 0 K: 0 S: 13 H: 1 LOB: 1 BB: 0 P: 20	R: 0 E: 0 K: 0 S: 11 H: 1 LOB: 0 BB: 0 P: 16	R: 0 E: 0 K: 1 S: 9 H: 0 LOB: 0 BB: 0 P: 12	R: 0 E: 0 K: 0 S: 9 H: 0 LOB: 0 BB: 0 P: 12	R: 0 E: 0 K: 1 S: 13 H: 1 LOB: 1 BB: 0 P: 18	1B: 6 2B: 0 3B: 1 HR: 0 SF: 0 SAC: 0 DP: 0 HBP: 0						

	AB	33
	R	1
	H	7
	RBI	1
	BB	2
	SO	5
	LOB	12

WP: 0 PB: 0 SB: 0 CS: 1 PA: 35

PITCHER		IP	WLS	BF	H	R	ER	SO	BB	IBB	HBP	BLK	WP	HR	S	P	ERA	WHIP
34 Homer Bailey, R ERA: 3.93	(1, 1)	7.0	W	28	6	1	1	4	1	1	0	0	0	0	78	116	1.29	1.000
63 Sam LeCure, R ERA: 2.96	(8, 1)	1.0	H	3	0	0	0	0	0	0	0	0	0	0	9	12	0.00	0.000
60 J.J. Hoover, R ERA: 2.08	(9, 1)	1.0	S	4	1	0	0	1	0	0	0	0	0	0	13	18	0.00	1.000

PITCHER		IP	WLS	BF	H	R	ER	SO	BB	IBB	HBP	BLK	WP	HR	S	P	ERA	WHIP

BOTTOM

Pittsburgh Pirates @ Cincinnati Reds

Great American Ball Park, Cincinnati, OH

Wed Sep 12 2012, 7:11 PM - 10:28 PM EDT

Att. 21,203 - Clear - 83 F

livebaseballscorecards.com

Batter	1	2	3	4	5	6	7	8	9	AB	R	H	RBI	BB	SO	LOB
4 Brandon Phillips, R (1, 4) OBP: 0.333, SLG: 0.455	B FF 93 B FF 94 X FF 93 2-0 ① G4-3		B SI 93 C KC 83 X KC 83 1-1 15 G4-3 15 WP 1-2 1B		D KC 82 D SI 93 F SI 93 F SI 93 S FF 93 2-3 ② K		C SI 93 F SI 93 B SL 84 B SI 93 B SI 94 X SI 93 3-2 15 S 1B			4	0	2	0	0	1	1
15 Wilson Valdez, R (1, 6) OBP: 0.228, SLG: 0.220	F FF 94 B KC 82 F FF 94 X KC 85 1-2 ② G5-3		S KC 84 B SI 94 D KC 84 B SI 93 X SI 94 3-1 ② G4-3 1-3 2-H		B FF 92 X FF 93 1-0 E9 1-3 1B		C SI 92 S SI 93 B SI 93 S SI 93 1-3 ③ K 1-2			4	0	1	1	0	1	2
19 Joey Votto, L (1, 3) OBP: 0.469, SLG: 0.586	B SI 93 X CH 87 1-0 1B		B SI 94 C KC 84 C KC 84 F FF 94 F SI 94 C SI 94 1-3 ③ K		C SI 94 B SI 94 B SI 93 X SI 93 2-1 ③ G4-3			S SL 84 B SL 85 F SI 94 F SI 95 B SL 85 B SI 94 F SL 84 B SI 96 4-2 32 G4-3 BB		3	0	1	0	1	1	3
48 Ryan Ludwick, R (1, 7) OBP: 0.345, SLG: 0.534 60 J.J. Hoover, R (9, 1)	D KC 84 S KC 84 B KC 83 F SI 94 B SI 92 F FF 94 F SI 94 S KC 85 3-3 ③ K			C KC 82 B SI 92 C FF 92 F KC 81 B KC 81 F FF 93 B SI 93 B FF 93 4-2 27 G6-3 BB	B KC 79 F CH 89 B SI 90 C FF 91 F KC 82 B FF 92 X SI 92 3-2 32 F8 27 SF7 2B			1 SAFE S SI 93 B SI 94 1 SAFE T CH 88 C SI 95 1-3 ① K		3 0	1 0	1 0	0 0	1 0	2 0	2 0
32 Jay Bruce, L (1, 9) OBP: 0.337, SLG: 0.543		B KC 82 X SI 92 1-0 ① F8		1 SAFE C KC 81 C KC 82 S KC 82 0-3 ① K	S KC 81 X KC 81 0-1 ① F8 2-3			F SL 83 X SL 84 0-1 ② G4-3 1-2		4	0	0	0	0	1	3
27 Scott Rolen, R (1, 5) OBP: 0.318, SLG: 0.399		C SI 92 F SI 92 B KC 83 B FF 92 B KC 83 C SI 93 3-3 ② K		B KC 83 1 SAFE 1 SAFE B SI 92 S SI 93 F FF 94 B SI 94 X SI 94 3-2 ② G6-3 1-2	C SI 92 B SI 92 X KC 82 1-1 ② SF7 3-H			B FF 94 F SL 81 B SL 82 S FF 94 B FF 93 S FF 93 3-3 ③ K		3	0	0	1	0	2	2
28 Chris Heisey, R (1, 8) OBP: 0.321, SLG: 0.435 (9, 7)		C KC 81 F FF 93 T SI 92 0-2 ③ K		C SI 93 F SI 93 S KC 84 0-3 ③ K	X KC 81 0-0 ③ G6-3					3	0	0	0	0	2	1
29 Ryan Hanigan, R (1, 2) OBP: 0.377, SLG: 0.357			C SI 92 C SI 92 B KC 83 X KC 83 1-2 15 WP 4 1B 15 G4-3 1B		X SI 91 0-0 ① G6-3		B SI 91 C SI 92 B SI 94 F SI 93 F SI 92 X SI 93 2-2 ① G2-3			3	1	1	0	0	0	0
34 Homer Bailey, R (1, 1) OBP: 0.129, SLG: 0.131 36 Henry Alejandro Rodriguez (7, 1), S OBP: 0.333, SLG: 0.200 63 Sam LeCure, R (8, 1) 6 Drew Stubbs, R (9, 8) OBP: 0.284, SLG: 0.350			M SI 91 L SI 92 B FF 92 F FF 92 C KC 83 1-3 ① K		B SI 91 C SI 90 B KC 78 B SI 92 B SI 92 4-1 15 E 15 1B BB		B SI 93 F SI 93 X SI 93 1-1 ② G4-3			1 1 0 0	0 0 0 0	0 0 0 0	0 0 0 0	1 0 0 0	1 0 0 0	1 0 0 0
Inning Stats	R: 0 E: 0 K: 1 S: 10 H: 1 LOB: 1 BB: 0 P: 17	R: 0 E: 0 K: 2 S: 7 H: 0 LOB: 0 BB: 0 P: 11	R: 1 E: 0 K: 2 S: 16 H: 2 LOB: 1 BB: 0 P: 23	R: 0 E: 0 K: 2 S: 13 H: 0 LOB: 1 BB: 1 P: 20	R: 0 E: 1 K: 1 S: 8 H: 1 LOB: 2 BB: 1 P: 17	R: 1 E: 0 K: 0 S: 9 H: 1 LOB: 0 BB: 0 P: 13	R: 0 E: 0 K: 1 S: 12 H: 1 LOB: 1 BB: 0 P: 19	R: 0 E: 0 K: 2 S: 12 H: 0 LOB: 1 BB: 1 P: 20		1B: 5 2B: 1 3B: 0 HR: 0 SF: 1 SAC: 0 DP: 0 HBP: 0				WP: 1 PB: 0 SB: 1 CS: 0 PA: 33		

	AB	29
	R	2
	H	6
	RBI	2
	BB	3
	SO	11
	LOB	15

PITCHER		IP	WLS	BF	H	R	ER	SO	BB	IBB	HBP	BLK	WP	HR	S	P	ERA	WHIP
34 A.J. Burnett, R ERA: 3.66	(1, 1)	6.0	L	25	5	2	2	8	2	0	0	0	1	0	63	101	3.00	1.167
48 Jared Hughes, R ERA: 2.54	(7, 1)	1.0		4	1	0	0	1	0	0	0	0	0	0	12	19	0.00	1.000
44 Tony Watson, L ERA: 3.52	(8, 1)	0.2		3	0	0	0	1	1	0	0	0	0	0	9	14	0.00	1.500
39 Jason Grilli, R ERA: 2.91	(8, 1)	0.1		1	0	0	0	1	0	0	0	0	0	0	3	6	0.00	0.000

PITCHER	IP	WLS	BF	H	R	ER	SO	BB	IBB	HBP	BLK	WP	HR	S	P	ERA	WHIP

Batter	1	2	3	4	5	6	7	8	9	AB	R	H	RBI	BB	SO	LOB
2 Brock Holt, L (1, 4) OBP: 0.333, SLG: 0.408	C FF 89 B FC 86 C SI 90 X CU 80 1-2 G4-3		C FC 82 X CU 76 0-1 G3		B FC 84 F SI 88 X SI 87 1-1 G3		C FF 88 B SL 81 X SL 82 1-1 P4		B SL 85 C FF 94 B SL 85 X FF 95 2-1 F9	5	0	0	0	0	0	4
6 Starling Marte, R (1, 7) OBP: 0.273, SLG: 0.384 19 Jeff Clement, L (9, PH) OBP: 0.250, SLG: 0.143	C FF 90 S SL 87 S FF 89 0-3 K			S FC 84 L FC 84 F CU 79 B FF 87 B SI 90 F SL 85 X CH 78 2-2 E6 46 CS		B CH 77 F SI 86 F FC 85 B CU 79 X FC 84 2-2 46 1B 22 S 14 1B 1B	C B SL 82 C SL 80 B SL 80 X SL 83 2-2 G1-3		C FF 94 X SL 86 0-1 G1-6-3 1-2f	4 1	1 0	1 0	0 0	0 0	1 0	0 1
22 Andrew McCutchen, R (1, 8) OBP: 0.405, SLG: 0.562	C SI 89 B FC 87 S CH 81 B CH 81 S FC 86 2-3 K			B CH 79 B SI 87 F FC 85 1 SAFE C SI 88 1 SAFE 1 SAFE S CU 78 2-3 K		C CH 82 B SL 83 B CH 81 B SL 82 X CH 83 3-1 G5-3 1-2	C SI 92 B SI 90 C SL 85 X SL 83 1-2 HR			4	1	1	1	0	2	2
46 Garrett Jones, L (1, 9) OBP: 0.327, SLG: 0.529		B FC 82 C SI 90 B SI 89 X FC 86 2-1 G3		F FC 83 1 SAFE 1 SAFE F FC 82 B CU 78 B CU 78 F FC 84 X SI 89 2-2 G4-3 1-2		C CH 82 B SI 91 C SI 90 X CH 83 1-2 55 BB 24 G3 14 1B 2-3 1B	B SI 91 B SL 84 C SL 80 B SL 82 X SL 85 3-1 1B			4	1	2	0	0	0	1
14 Gaby Sanchez, R (1, 3) OBP: 0.285, SLG: 0.351		C FF 90 X CH 81 0-1 F9			B SI 85 X FC 84 1-0 24 1B 2B	C SL 82 F CH 82 X SI 92 0-2 24 G3 55 BB 1-2 3-H 1B	1 SAFE X SL 81 0-0 G4-3			4	1	2	1	0	0	1
55 Michael McKenry, R (1, 2) OBP: 0.328, SLG: 0.483		C FF 90 F FC 86 S FF 89 0-3 K			F FF 88 F FC 84 C FC 84 0-3 K	B CH 82 S CH 82 B SI 92 B SL 83 B SI 91 4-1 24 G3 1-2 2-3 BB		B SL 79 B SI 87 C SI 88 B SI 88 X SI 87 3-1 G5-3		3	0	0	0	1	2	1
24 Pedro Alvarez, L (1, 5) OBP: 0.320, SLG: 0.476			C CU 81 B FC 86 X SL 85 1-1 G4-3		F FC 84 C SI 88 D CU 78 X SI 88 1-2 31 1B 2-H 1B	C SL 82 B FC 88 F SL 82 X CU 75 1-2 G3 1-2 2-3 3-H		C SL 79 X SL 79 0-1 F8		4	0	1	2	0	0	2
12 Clint Barmes, R (1, 6) OBP: 0.256, SLG: 0.309 23 Travis Snider, L (8, PH) OBP: 0.335, SLG: 0.412 69 Jordy Mercer, R (8, 6) OBP: 0.233, SLG: 0.375			C SI 88 F FF 90 H SI 89 1-2 53 PB HBP		F FF 88 S FF 89 X SI 88 0-2 P4	F FC 89 B FC 88 F FF 90 F FC 89 B FF 91 F SL 85 B SL 83 B FF 90 4-2 BB		B SI 89 B SI 88 F SI 86 B SL 79 F SI 88 C SL 79 3-3 K		1 1 0	0 0 0	0 0 0	0 0 0	1 0 0	0 1 0	1 0 0
53 James McDonald, L (1, 1) 61 Justin Wilson, L (4, 1) 63 Chris Leroux, L (4, 1) 31 Jose Tabata, R (5, PH) 60 Kyle McPherson, R (5, 1) 18 Neil Walker, S (6, PH) 44 Tony Watson, L (6, 1) 48 Jared Hughes, R (6, 1) 32 Chad Qualls, R (7, 1) 57 Bryan Morris, L (8, 1) 7 Alex Presley, L (9, PH)			B FF 88 B SL 85 F SI 88 F FC 84 F CU 76 S FF 87 2-3 K 1-2		S SL 85 S CH 78 B FC 86 D CH 78 X FC 84 2-2 1-3 1B	S FC 88 F FF 89 B FF 90 F FC 88 S FF 90 1-3 K			B FF 94 C FF 94 B SL 86 B SL 84 H FF 94 4-1 19 G1-6-3 HBP	1 0 0 0 1 0 1 0 0 0

Batter	1	2	3	4	5	6	7	8	9	AB	R	H	RBI	BB	SO	LOB
9 David DeJesus, L (1, 9) OBP: 0.355, SLG: 0.401	B FF 91 C FF 91 B SL 78 X FF 91 2-1 2B	B CU 74 B CU 74 X FF 90 2-0 ③ F9		P PO 77 B FF 90 C FF 91 B SI 91 B FF 89 4-1 24 BB 44 2B 1-2 BB		B SI 94 C SI 94 C SI 95 B SL 85 F SL 84 F SI 95 C SI 95 2-3 ① K	C SI 94 B SI 93 X SI 93 1-1 ③ G4-3			4	1	1	0	1	1	3
24 Luis Valbuena, L (1, 5) OBP: 0.312, SLG: 0.355	X FF 91 0-0 ① L8		C SI 91 B CH 81 B CH 81 X SI 91 2-1 44 G4-3 13 1B 2B	B FF 90 B FF 91 B FF 91 C FF 90 F FF 90 F FF 90 B FF 91 4-2 44 2B 12 1B 1-2 2-3 BB		B SL 85 F SI 94 B SL 84 S SL 84 B SI 95 B SI 94 4-2 12 HBP 13 HR BB		B SI 96 X SI 95 1-0 ① G3-1		3	3	1	0	2	0	1
44 Anthony Rizzo, L (1, 3) OBP: 0.347, SLG: 0.464	B FF 92 B CU 75 B SI 92 B SI 92 4-0 BB		B CU 75 B SI 91 S SI 90 C SI 92 D SL 79 X SI 93 3-2 ① G4-3 2-3	B FF 93 X FF 93 1-0 12 1B 1-3 2-H 3-H 2B		B SI 96 C SI 95 C SI 94 1 SAFE B SI 95 X SI 95 2-2 ② F7		B SI 95 F SI 96 B SI 96 X SI 95 2-1 ② F8		4	0	1	2	1	0	2
12 Alfonso Soriano, R (1, 7) OBP: 0.317, SLG: 0.500 1 Tony Campana, L (9, 7) OBP: 0.307, SLG: 0.298	C SL 79 B FF 92 S SL 78 B SL 79 B FF 92 F SL 80 X FF 93 3-2 ② F9		S SL 79 B SL 78 F FF 92 T FF 91 1-2 ② K	B SL 81 F SL 82 X FF 92 1-1 2-3 3-H 1B		H SI 94 1-0 13 HR 1-2 HBP		F FC 91 B CU 85 X FC 91 1-1 ③ G6-3		4 0	1 0	1 0	1 0	0 0	1 0	3 0
13 Starlin Castro, R (1, 6) OBP: 0.319, SLG: 0.429	C SI 91 X SI 93 0-1 ③ P6		F SI 90 B SL 80 X SL 78 1-1 3-H 1B	B FF 93 1 SAFE 1 SAFE F SI 91 B SI 93 X SL 83 2-1 ③ G1-3		X SI 93 0-0 1-H 2-H HR				4	1	2	4	0	0	4
51 Steve Clevenger, L (1, 2) OBP: 0.268, SLG: 0.286		C FF 90 C FF 92 B FF 91 X CU 77 1-2 ① F8	1 SAFE F FF 91 B SI 92 B FF 91 B FF 91 T FF 91 F FF 92 X SI 92 3-2 ③ L8		C FF 93 B FF 93 X CH 84 1-1 ① F7	B SI 93 B SI 94 F SI 93 X SI 92 2-1 ③ G4-3				4	0	0	0	0	0	1
7 Brett Jackson, L (1, 8) OBP: 0.298, SLG: 0.388		F SI 92 B CH 80 B CU 75 F FF 93 X SL 79 2-2 ② F7		F SI 90 B CU 75 B SI 92 C SI 92 S FF 92 2-3 ① K	C FF 93 C FF 94 B FF 94 C CU 78 1-3 ② K		B SI 95 S SI 92 X SI 93 1-1 15 SH1-4 6 FC1-2 E5			4	0	0	0	0	2	0
15 Darwin Barney, R (1, 4) OBP: 0.303, SLG: 0.368		C SL 77 B SL 78 X SI 91 1-1 18 1B 1B		B SI 91 B SL 78 B SI 90 C FF 90 B FF 90 4-1 24 BB 9 BB 44 2B BB	C FF 95 F CU 77 B CU 80 B FF 95 X FF 95 2-2 2B		B SI 95 L SI 91 X SI 93 1-1 ① SH1-4 2-3		2	1	2	0	1	0	0
18 Chris Rusin, L (1, 1) OBP: 0.286, SLG: 0.571 37 Jaye Chapman, R (6, 1) 40 James Russell, L (6, 1) 60 Manny Corpas, R (7, 1) 6 Bryan LaHair, L (7, PH) OBP: 0.338, SLG: 0.447 54 Shawn Camp, R (8, 1) 49 Carlos Marmol, R (9, 1)	B FF 91 X FF 90 1-0 1-2 1B			1 SAFE 1 SAFE F FF 89 1 SAFE X FF 89 0-1 ② F7	X FF 93 0-0 ③ F8		C SI 94 B SL 88 B SI 94 X SI 94 2-1 ② 3-H FC1-2		3 0 0 0 0 1 0 0	0 0 0 0 0 0 0 0	1 0 0 0 0 0 0 0	0 0 0 0 0 0 0 0	0 0 0 0 0 0 0 0	0 0 0 0 0 1 0 0	2 0 0 0 0 1 0 0
Inning Stats	R: 0 E: 0 K: 0 S: 9 H: 1 LOB: 2 BB: 1 P: 18	R: 0 E: 0 K: 0 S: 10 H: 2 LOB: 2 BB: 0 P: 17	R: 1 E: 0 K: 1 S: 14 H: 2 LOB: 1 BB: 0 P: 24	R: 3 E: 0 K: 1 S: 16 H: 2 LOB: 2 BB: 3 P: 33	R: 0 E: 0 K: 1 S: 9 H: 1 LOB: 1 BB: 0 P: 13	R: 3 E: 0 K: 1 S: 13 H: 1 LOB: 0 BB: 1 P: 24	R: 0 E: 1 K: 0 S: 8 H: 0 LOB: 1 BB: 0 P: 13	R: 0 E: 0 K: 0 S: 5 H: 0 LOB: 0 BB: 0 P: 9		1B: 4 2B: 4 3B: 0 HR: 1	SF: 0 SAC: 1 DP: 0 HBP: 1			WP: 0 PB: 0 SB: 0 CS: 0	PA: 40	

PITCHER	IP	WLS	BF	H	R	ER	SO	BB	IBB	HBP	BLK	WP	HR	S	P	ERA	WHIP
53 James McDonald, R (1, 1) ERA: 4.05	3.2	L	20	5	4	4	2	4	0	0	0	0	0	44	83	9.82	2.455
61 Justin Wilson, L (4, 1) ERA: 4.5	0.0		1	1	0	0	0	0	0	0	0	0	0	1	2	∞	∞
63 Chris Leroux, R (4, 1) ERA: 5.06	0.1		2	1	0	0	0	0	0	0	0	0	0	4	7	0.00	3.000
60 Kyle McPherson, R (5, 1) ERA: 1.54	1.0		4	1	0	0	1	0	0	0	0	0	0	9	13	0.00	1.000
44 Tony Watson, L (6, 1) ERA: 3.66	0.2		3	0	1	1	1	1	0	0	0	0	0	10	18	13.50	1.500

PITCHER	IP	WLS	BF	H	R	ER	SO	BB	IBB	HBP	BLK	WP	HR	S	P	ERA	WHIP
48 Jared Hughes, R (6, 1) ERA: 2.78	0.1		3	1	2	2	0	0	0	1	0	0	1	3	6	54.00	3.000
32 Chad Qualls, R (7, 1) ERA: 5.06	1.0		4	0	0	0	0	0	0	0	0	0	0	8	13	0.00	0.000
57 Bryan Morris, R (8, 1) ERA:	1.0		3	0	0	0	0	0	0	0	0	0	0	5	9	0.00	0.000

BOTTOM

Pittsburgh Pirates @ Chicago Cubs

Wrigley Field, Chicago, IL

Fri Sep 14 2012, 1:23 PM - 4:39 PM CDT

Att. 26,946 - Sunny - 72 F

livebaseballscorecards.com

AB	33
R	7
H	9
RBI	7
BB	5
SO	4
LOB	17

Pittsburgh Pirates @ Chicago Cubs

Wrigley Field, Chicago, IL

Sat Sep 15 2012, 12:09 PM - 3:32 PM CDT

Att. 32,774 - Partly Cloudy - 71 F

livebaseballscorecards.com

Batter	1	2	3	4	5	6	7	8	9	AB	R	H	RBI	BB	SO	LOB
6 Starling Marte, R (1, 7) OBP: 0.288, SLG: 0.417	B FF 91 S FF 90 L FF 92 B CH 85 F FF 93 H SL 82 3-2 23 E 46 SF7 HBP	B FF 91 X FF 90 1-0 ② G5-6-3		C FF 91 B FF 92 X FF 90 1-1 23 1B 3B 3-H		B CH 78 C FF 91 C FC 87 B FF 89 F FF 91 F CU 73 X CU 74 2-2 2B		D SL 82 1 SAFE B FF 92 1 SAFE L FF 93 X FF 93 2-1 ① SH1-3 1-2		3	2	2	1	0	0	2
23 Travis Snider, L (1, 9) OBP: 0.331, SLG: 0.404 31 Jose Tabata, R (8, 9) OBP: 0.312, SLG: 0.347	C FF 91 1 SAFE F FF 92 S CH 84 0-3 ① K 1-3	X FF 91 0-0 ③ G4-3		F FF 91 F CH 84 D SI 83 X FF 92 1-2 22 1B 46 2B 1B 3-H		C FF 91 D CU 74 C FC 86 B FF 92 F FC 87 X CU 75 2-2 ② P4		X SL 85 0-0 ② G4-3 2-3		5 0	1 0	1 0	1 0	0 0	1 0	5 0
22 Andrew McCutchen, R (1, 8) OBP: 0.409, SLG: 0.568	B FF 93 B FF 92 B FF 92 B FF 92 4-0 BB	C FF 91 F CH 84 B FF 91 B SL 83 B SL 77 F FF 91 X CH 83 3-2 HR	X FF 90 0-0 46 2B 1-2 1B	I IN 76 I IN 75 I IN 76 I IN 76 4-0 IBB		C SL 82 D SL 84 D SL 83 C SL 83 S SL 83 2-3 ③ K				3	1	2	1	2	1	1
46 Garrett Jones, L (1, 3) OBP: 0.326, SLG: 0.529 52 Joel Hanrahan, R (9, 1)	1 SAFE C FF 91 1 SAFE B CH 82 F FF 91 1 SAFE X FF 92 1-2 ② SF7 3-H	X 0-0 ① F8	C CH 83 X FF 90 0-1 1-3 2-H 2B	X FC 87 0-0 ③ F7			C FF 91 B FS 85 T FF 92 F FF 93 B FS 85 C FF 92 2-3 ① K			4 0	0 0	1 0	2 0	0 0	1 0	2 0
18 Neil Walker, S (1, 4) OBP: 0.338, SLG: 0.429	1 SAFE 1 SAFE C FF 91 B CH 84 X CH 85 1-1 ③ G4-3	B FF 90 C FF 91 B FF 91 B CH 84 S FF 91 S FF 92 3-3 ② K	X FF 90 0-0 ③ F8				C FF 94 B FF 94 X FF 91 1-1 ① F8		C FF 93 X FS 85 0-1 ② G3	5	0	0	0	0	1	3
24 Pedro Alvarez, L (1, 5) OBP: 0.320, SLG: 0.474		F FF 90 B FF 92 B CH 83 X FF 91 2-1 12 1B 26 1B 1B	B FF 92 C FF 90 X FF 92 1-1 ③ F8		B FF 96 F FF 96 X FF 86 1-1 ① G4-3		X FF 95 0-0 ② G4-3		B FF 93 B FS 86 C SL 82 B FF 92 C SL 83 B SL 83 4-2 BB	4	1	1	0	1	0	0
12 Clint Barmes, R (1, 6) OBP: 0.258, SLG: 0.318		B FF 90 B FF 91 C FF 91 X FF 90 2-1 26 1B 1-3 1B		C FF 89 C SL 81 F SL 83 B FF 90 B FF 92 F SL 83 X FF 91 2-2 E5 51 G4-3 6 3B	C FF 97 B SL 87 F FF 97 X FF 97 1-2 ② G5-3		B FF 96 B FF 94 C FF 94 X FF 95 2-1 HR		S FF 91 X SL 84 0-1 ③ P3	5	2	2	1	0	0	1
26 Rod Barajas, R (1, 2) OBP: 0.270, SLG: 0.322		B CH 82 X SL 83 1-0 51 SH1-3 1-3 3-H 1B		B FF 90 B FF 89 X FF 90 2-0 ① G6-3	F FF 97 S FF 97 B FF 96 S FF 97 1-3 ③ K		C FF 94 S SL 86 B SL 86 B SL 85 S SL 84 2-3 ③ K2-3			4	0	1	1	0	2	1
51 Wandy Rodriguez, S (1, 1) OBP: 0.086, SLG: 0.036 44 Tony Watson, L (7, 1) 48 Jared Hughes, R (7, 1) 2 Brock Holt, L (8, PH) OBP: 0.346, SLG: 0.408 39 Jason Grilli, R (8, 1) 14 Gaby Sanchez, R (9, 3) OBP: 0.285, SLG: 0.351		B FF 90 X FF 89 1-0 ① SH1-3 1-2		B FF 90 B FF 89 C FF 88 X FF 89 2-1 ② G4-3 2-3		C FF 89 C FF 90 F FF 90 X CU 75 0-2 ① G4-3		B FF 93 B FF 94 B FF 93 4-0 23 G4-3 6 SH1-3 BB		2 0 0 0 0 0	0 0 0 0 0 0	0 0 0 0 0 0	0 0 0 0 1 0	0 0 0 0 0 0	0 0 0 0 0 0	1 0 0 0 0 0
Inning Stats	R: 1 E: 1 K: 1 S: 11 H: 0 LOB: 1 BB: 1 P: 20	R: 1 E: 0 K: 0 S: 8 H: 3 LOB: 2 BB: 0 P: 15	R: 1 E: 0 K: 1 S: 10 H: 1 LOB: 0 BB: 0 P: 17	R: 3 E: 1 K: 0 S: 17 H: 4 LOB: 2 BB: 0 P: 25	R: 0 E: 0 K: 1 S: 8 H: 0 LOB: 0 BB: 0 P: 11	R: 0 E: 0 K: 0 S: 14 H: 1 LOB: 2 BB: 1 P: 22	R: 1 E: 0 K: 1 S: 8 H: 1 LOB: 0 BB: 0 P: 13	R: 0 E: 0 K: 1 S: 6 H: 0 LOB: 1 BB: 1 P: 14	R: 0 E: 0 K: 1 S: 10 H: 0 LOB: 1 BB: 1 P: 16	1B: 5 2B: 2 3B: 1 HR: 2 SF: 1 SAC: 2 DP: 0 HBP: 1						

TOP

AB	35
R	7
H	10
RBI	7
BB	4
SO	6
LOB	16

WP: 0 PB: 0 SB: 0 CS: 0 PA: 43

PITCHER		IP	WLS	BF	H	R	ER	SO	BB	IBB	HBP	BLK	WP	HR	S	P	ERA	WHIP
57 Jason Berken, R ERA: 7.2	(1, 1)	4.0	L	23	8	6	2	2	1	0	1	0	0	1	46	77	4.50	2.250
48 Rafael Dolis, R ERA: 6.89	(5, 1)	1.0		3	0	0	0	1	0	0	0	0	0	0	8	11	0.00	0.000
16 Jeff Beliveau, L ERA: 4.11	(6, 1)	1.0		5	1	0	0	0	0	1	0	0	0	0	14	22	0.00	1.000
55 Alberto Cabrera, R ERA: 6.46	(7, 1)	2.0		8	1	1	1	2	1	0	0	0	0	1	14	27	4.50	1.000
28 Michael Bowden, R ERA: 3.94	(9, 1)	1.0		4	0	0	0	1	1	0	0	0	0	0	10	16	0.00	1.000

PITCHER	IP	WLS	BF	H	R	ER	SO	BB	IBB	HBP	BLK	WP	HR	S	P	ERA	WHIP

BOTTOM

Pittsburgh Pirates @ Chicago Cubs

Wrigley Field, Chicago, IL

Sat Sep 15 2012, 12:09 PM - 3:32 PM CDT

Att. 32,774 - Partly Cloudy - 71 F

livebaseballscorecards.com

Batter	1	2	3	4	5	6	7	8	9	AB	R	H	RBI	BB	SO	LOB
21 Joe Mather, R (1, 8) OBP: 0.250, SLG: 0.310	C FF 91 B FF 90 B SI 90 X FF 91 2-1 ① F9		1 SAFE X CU 76 0-0 ② FC6-4 (44 S, 15 1B, 44 1B) 1-2f		C CU 76 B SI 89 B CU 75 X CU 76 2-1 ① FC6-4 (15 FC1-6) 1-2f 3-H		F SI 93 S SL 86 B SL 87 F SI 94 F SL 86 S SL 85 1-3 ① K		C FF 96 B SL 87 X FF 96 1-1 12 1B 2B	5	2	1	1	0	1	2
15 Darwin Barney, R (1, 4) OBP: 0.306, SLG: 0.368	B FF 91 F FF 91 F FF 91 F FF 91 B FF 92 B CU 76 X FF 90 3-2 ② F9		C SI 91 F CU 76 F FF 92 B FF 93 F CU 78 B CU 75 X CU 77 2-2 44 1B 1-2 1B		B SI 90 D CU 76 C SI 89 F CU 76 F SI 90 X CH 85 2-2 ② FC1-6 (44 1B, 12 1B) 1-2f		B SI 95 B SI 95 B SI 94 C SI 94 B SI 94 4-1 44 FC4-6 BB		B FF 97 B FF 97 S FF 96 B FF 97 C FF 97 F FF 98 B FF 98 4-2 13 F8, 12 1B, 24 BB BB	3	2	1	0	2	0	1
44 Anthony Rizzo, L (1, 3) OBP: 0.348, SLG: 0.463	S FF 92 F SI 90 F FF 92 S CU 77 0-3 ③ K		B SI 92 C CU 80 B CU 78 X CU 79 2-1 1-3 2-H 1B		X SI 90 0-0 12 1B 1-2 1B		F SL 88 B SI 94 B SI 95 X SI 94 2-1 ② FC4-6 1-2f		B FF 98 T FF 98 S FF 97 D SL 89 X FF 98 2-2 ① F9	5	0	2	1	0	1	3
12 Alfonso Soriano, R (1, 7) OBP: 0.318, SLG: 0.499 1 Tony Campana, L (9, PR) OBP: 0.307, SLG: 0.298		X FF 91 0-0 ① F9	B CU 78 F FF 91 X CU 79 1-1 ③ F8		B FF 91 X FF 90 1-0 1-3 2-H 1B		C SI 92 S SL 85 B FF 94 B SL 86 S SI 93 2-3 ③ K		B FF 97 X FF 98 1-0 24 BB, 53 S 1-2 2-H 1B	5 0	0 0	2 0	2 0	0 0	1 0	3 0
13 Starlin Castro, R (1, 6) OBP: 0.321, SLG: 0.431		C FF 91 B FF 92 F CH 85 B FF 92 B CU 80 F FF 92 B FF 91 4-2 53 1B BB	B SI 90 F SI 91 C FF 91 F FF 91 F FF 93 X SI 90 1-2 5 G6-3 1B	X FF 92 0-0 ③ P6			C FF 94 C SL 83 F FF 94 F SL 83 X SL 83 0-2 24 1B 2B	B FF 97 X FF 97 1-0 ② F8 2-3	4	1	2	0	1	0	4
53 Welington Castillo, R (1, 2) OBP: 0.343, SLG: 0.448 29 Jeff Samardzija, R (9, PR) OBP: 0.167, SLG: 0.100		C CU 76 X SI 90 0-1 5 G4-6-3 1-2 1B	C CH 83 S CU 78 D CU 78 S CU 78 1-3 ① K			C FF 90 B CU 76 X CU 77 1-1 ① F8		B FF 95 C FF 95 C FF 96 B FF 95 F SL 85 F FF 96 T SL 84 2-2 ① K	B FF 98 D SL 89 B FF 98 B FF 98 4-0 24 BB 1-2 BB	4 0	0 0	1 0	0 0	1 0	2 0	2 0
5 Josh Vitters, R (1, 5) OBP: 0.161, SLG: 0.210 24 Luis Valbuena, L (8, PH) OBP: 0.317, SLG: 0.358 (9, 5)		X SI 91 0-0 ② ③ G4-6-3 1-2f	X SI 90 0-0 ② ③ G6-3 1-2f			B CU 74 B CU 74 F SI 90 X SI 90 2-1 1B		B FF 95 S FF 96 B FF 95 X FF 95 2-1 2-H 1B	C FF 97 B FF 98 B FF 98 B FF 98 B FF 98 4-1 1-2 2-3 3-H BB	3 1	0 0	1 1	0 2	0 1	0 0	3 0
17 Dave Sappelt, R (1, 9) OBP: 0.429, SLG: 0.520			C FF 92 B FF 91 B CU 78 X SI 91 2-1 21 FC6-4 1B		C FF 90 X CU 77 0-1 7 E, 7 FC1, 21 FC6-4 1B	C SI 89 X FF 91 0-1 ② F8		F FF 94 X SL 84 0-1 ② P3	F FF 98 B FF 98 B FF 98 C FF 97 S FF 97 2-3 ③ K	5	1	2	0	0	1	5
57 Jason Berken, R (1, 1) 48 Rafael Dolis, R (5, 1) 7 Brett Jackson, L (5, PH) OBP: 0.296, SLG: 0.384 16 Jeff Beliveau, L (6, 1) 20 Anthony Recker, R (6, PH) OBP: 0.239, SLG: 0.268 55 Alberto Cabrera, R (7, 1) 9 David DeJesus, L (8, PH) OBP: 0.355, SLG: 0.400 28 Michael Bowden, R (9, 1)			B FF 90 L FF 89 B CU 74 L CH 84 L CH 86 2-3 ① K		C FF 91 C SI 89 X CU 74 0-2 FC1 (21 FC6-4) 1-3	D CU 76 C CU 76 C SI 90 B FF 91 S CU 78 2-3 ③ K		C FF 94 S FF 95 S FF 94 0-3 ③ K		1 0 1 0 1 0 1 0	0 0 0 0 0 0 0 0	0 0 0 0 0 0 1 0	0 0 0 0 1 0 1 0	1 0 0 0 0 0 1 0	0 0 1 0 1 0 1 0	1 0 1 0 1 0 1 0
Inning Stats	R: 0 E: 0 K: 1 S: 10 H: 0 LOB: 0 BB: 0 P: 15	R: 0 E: 0 K: 0 S: 7 H: 1 LOB: 1 BB: 1 P: 11	R: 1 E: 0 K: 1 S: 16 H: 3 LOB: 2 BB: 0 P: 25	R: 0 E: 0 K: 1 S: 9 H: 1 LOB: 0 BB: 0 P: 11	R: 2 E: 1 K: 0 S: 14 H: 3 LOB: 2 BB: 0 P: 19	R: 0 E: 0 K: 1 S: 9 H: 1 LOB: 1 BB: 0 P: 14	R: 0 E: 0 K: 2 S: 11 H: 0 LOB: 1 BB: 1 P: 20	R: 1 E: 0 K: 2 S: 17 H: 2 LOB: 1 BB: 0 P: 21	R: 2 E: 0 K: 1 S: 14 H: 2 LOB: 3 BB: 3 P: 33	1B: 11 2B: 2 3B: 0 HR: 0 SF: 0 SAC: 0 DP: 2 HBP: 0						

AB	39
R	6
H	13
RBI	6
BB	5
SO	9
LOB	27

WP: 0 PA: 44
PB: 0
SB: 2
CS: 0

PITCHER		IP	WLS	BF	H	R	ER	SO	BB	IBB	HBP	BLK	WP	HR	S	P	ERA	WHIP
51 Wandy Rodriguez, L ERA: 3.65	(1, 1)	6.0	W	27	9	3	1	4	1	0	0	0	0	0	65	95	1.50	1.667
44 Tony Watson, L ERA: 3.61	(7, 1)	0.2		3	0	0	0	1	1	0	0	0	0	0	8	15	0.00	1.500
48 Jared Hughes, R ERA: 2.76	(7, 1)	0.1		1	0	0	0	1	0	0	0	0	0	0	3	5	0.00	0.000
39 Jason Grilli, R ERA: 3.02	(8, 1)	1.0		5	2	1	1	2	0	0	0	0	0	0	17	21	9.00	2.000
52 Joel Hanrahan, R ERA: 2.63	(9, 1)	1.0	S	8	2	2	2	1	3	0	0	0	0	0	14	33	18.00	5.000

PITCHER	IP	WLS	BF	H	R	ER	SO	BB	IBB	HBP	BLK	WP	HR	S	P	ERA	WHIP

Pittsburgh Pirates @ Chicago Cubs

Wrigley Field, Chicago, IL

Sun Sep 16 2012, 1:24 PM - 5:27 PM CDT

Att. 33,559 - Partly Cloudy - 79 F

livebaseballscorecards.com

Batter	1	2	3	4	5	6	7	8	9	AB	R	H	RBI	BB	SO	LOB
6 Starling Marte, R (1, 7) OBP: 0.298, SLG: 0.438	C FF 91 B SI 91 S SL 83 X SL 83 1-2 L8 ①	B SL 85 C SI 92 X SI 93 1-1 18 S, 22 1B, 1B		C SI 91 B SI 89 C SL 84 S SL 84 1-3 K ①	S SL 81 D SL 82 D SL 81 X SI 94 2-1 18 E, 18 S, 2-H, 1B		C SI 91 B SL 84 C SL 83 X SL 83 1-2 14 CS, 3B		C FF 95 B FF 94 C SL 86 X SL 86 1-2 G6-4-3 ② ③, 1-2f	6	1	3	1	0	1	1
18 Neil Walker, S (1, 4) OBP: 0.339, SLG: 0.428	B SI 92 X SI 93 1-0 F8 ②	1 SAFE B SI 92 1 SAFE D SL 84 F CH 86 F SI 92 B SI 92 B SI 92 4-2 22 1B, 1-2, BB		X SI 92 0-0 22 1B, 1B	1 SAFE 1 SAFE C CH 84 1 SAFE B SL 81 S CH 85 S SL 84 1-3 K ③, 1-3		F SI 90 B CH 83 S CH 82 X SI 90 1-2 L4 ①			4	0	1	0	1	1	2
22 Andrew McCutchen, R (1, 8) OBP: 0.412, SLG: 0.569	B SI 92 B SL 85 B FF 92 B SI 93 4-0 14 S, 46 1B, BB	B SI 92 X SL 84 1-0 1-2, 2-H, 1B		B SI 92 D SI 92 C SL 83 X SI 92 2-1 46 S, 1-3, 1B ②		B FF 92 C CH 82 B SL 83 S CH 83 B FF 93 B CH 83 4-2 14 1B, 24 HR, BB	D SL 85 D CH 83 D CH 84 C SL 84 T SL 83 F CH 82 C SI 93 3-3 ②			3	1	2	1	2	1	1
46 Garrett Jones, L (1, 9) OBP: 0.327, SLG: 0.526	B SI 91 1 SAFE B SI 92 B CH 85 C SI 92 S SL 83 X SI 93 3-2 1-2, 1B	D SI 92 B SL 82 2 SAFE X CH 86 2-0 F7 ③		1 SAFE 1 SAFE S CH 85 F CH 84 1 SAFE B SL 83 D SL 84 X SI 92 2-2 L7 ③, 1-2		C FF 94 B CH 82 F CH 80 S SL 84 1-3 K ① D CH 84 B SL 83 D CH 84 S CH 82 D CH 82 4-1 BB				4	0	1	0	1	1	4
14 Gaby Sanchez, R (1, 3) OBP: 0.287, SLG: 0.352	C SL 84 F SL 84 C SI 92 D SL 85 S CU 81 2-3 K ③, 2-3		B SL 84 F SI 91 X SI 91 1-1 L9 ①	F FF 91 B SL 84 S CU 79 B SI 91 B SL 84 F CU 81 X SI 92 3-2 24 HR, 1B	C SL 84 F CH 83 1 SAFE X SL 85 0-2 24 HR, 1-2, 1B	B SL 84 F SL 83 S CH 82 3 SAFE 1-2 CS ③, 3-H	B SL 78 X SL 78 1-0 F9 ①		5	2	2	0	0	1	2
24 Pedro Alvarez, L (1, 5) OBP: 0.321, SLG: 0.486		C SI 90 B SL 82 X SI 91 1-1 G4-3 ①	B SL 82 B FF 91 X CH 84 2-0 G4-3 ②		D CH 86 X SI 92 1-0 1-H, HR	C CU 75 F CU 75 B FF 90 X CU 75 1-2 1-H, 2-H, HR		F SI 88 C SL 80 X SL 80 0-2 F8 ②		5	2	2	5	0	0	0
12 Clint Barmes, R (1, 6) OBP: 0.262, SLG: 0.320 19 Jeff Clement, L (8, PH) OBP: 0.235, SLG: 0.133 69 Jordy Mercer, R (8, 6) OBP: 0.233, SLG: 0.375		C SI 91 B SI 92 B SL 84 C SI 92 F SI 93 X SL 81 2-2 26 HR, 1B	C SI 91 B SI 91 X SI 92 1-1 26 BB, 1B	C SI 92 B SL 84 B SL 83 S SL 84 S SL 83 2-3 K ①	C FF 90 B FF 90 B CH 80 B FF 90 F FF 89 B FF 90 4-2 BB		F SL 80 X SI 90 0-1 F7 ③		3 1 0	1 0 0	2 0 0	0 0 0	1 0 0	1 0 0	0 0 0
26 Rod Barajas, R (1, 2) OBP: 0.275, SLG: 0.333 2 Brock Holt, L (9, PH) OBP: 0.358, SLG: 0.408		1 SAFE C SI 91 F SI 92 X SI 92 0-2 1-H, HR	B SL 84 D SL 84 B FF 91 B SL 82 4-0 1-2, BB	B SI 91 S SL 84 B SL 85 S FF 92 B SL 83 B CU 78 4-2 49 G1-3, 6 1B, BB	B SI 90 C CH 80 B FF 90 B CH 80 1 SAFE S FF 89 X FF 89 3-2 F8 ②			B FF 96 B FF 94 C FF 95 F FF 94 B SL 86 B SL 86 4-2 6 G6-4-3 BB	2 0	2 0	1 0	2 0	2 1	0 0	1 0
49 Jeff Locke, L (1, 1) OBP: 0.167, SLG: 0.167 30 Chris Resop, R (6, 1) 5 Josh Harrison, R (8, PH) OBP: 0.000, SLG: 0.000 35 Rick Van Den Hurk, R (4, 1) 48 Jared Hughes, R (6, 1) 32 Chad Qualls, R (8, 1) 63 Chris Leroux, L (7, 1) 61 Justin Wilson, L (8, 1) 23 Travis Snider, L (9, PH) OBP: 0.000, SLG: 0.000		C FF 93 X SI 92 0-1 G4-3 ②	X SI 92 0-0 G1-3 ③	L SI 90 B X SI 90 1-1 G1-3 ②, 1-2	C CH 79 F FC 87 S FF 91 0-3 K ③			B FF 94 C FF 95 S SL 87 F SL 87 B SL 86 S FF 95 2-3 K ①	3 0 1 0 0 0 0 0 1	0 0 0 0 0 0 0 0 0	0 0 0 0 0 0 0 0 0	0 0 0 0 0 0 0 0 0	0 0 1 0 0 0 0 0 0	0 0 1 0 0 0 0 0 1	3 0 1 0 0 0 0 0 1
Inning Stats	R: 0 E: 0 K: 1 S: 10 H: 1 LOB: 2 BB: 1 P: 21	R: 3 E: 0 K: 0 S: 17 H: 4 LOB: 2 BB: 1 P: 28	R: 0 E: 0 K: 0 S: 6 H: 1 LOB: 2 BB: 1 P: 14	R: 0 E: 0 K: 1 S: 9 H: 2 LOB: 1 BB: 0 P: 14	R: 3 E: 0 K: 2 S: 17 H: 3 LOB: 1 BB: 1 P: 31	R: 3 E: 0 K: 2 S: 19 H: 2 LOB: 1 BB: 2 P: 32	R: 0 E: 0 K: 1 S: 13 H: 1 LOB: 1 BB: 1 P: 23	R: 0 E: 0 K: 0 S: 6 H: 0 LOB: 0 BB: 0 P: 7	R: 0 E: 0 K: 1 S: 9 H: 0 LOB: 0 BB: 1 P: 16	1B: 10 2B: 0 3B: 1 HR: 3	SF: 0 SAC: 0 DP: 1 HBP: 0					WP: 0 PB: 0 SB: 4 CS: 1	PA: 47

TOP	
AB	38
R	9
H	14
RBI	9
BB	8
SO	8
LOB	16

PITCHER		IP	WLS	BF	H	R	ER	SO	BB	IBB	HBP	BLK	WP	HR	S	P	ERA	WHIP
32 Chris Volstad, R ERA: 6.26	(1, 1)	4.2		27	10	6	6	3	4	0	0	0	0	2	54	100	11.57	3.000
55 Alberto Cabrera, R ERA: 6.32	(5, 1)	0.1		2	1	0	0	1	0	0	0	0	0	0	5	8	0.00	3.000
47 Miguel Socolovich, R ERA: 6.91	(6, 1)	0.1		3	1	2	2	1	1	0	0	0	0	0	8	13	54.00	6.000
16 Jeff Beliveau, L ERA: 4.5	(6, 1)	0.2	W	4	1	1	1	1	1	0	0	0	0	1	11	19	13.50	3.000
37 Jaye Chapman, R ERA: 1.69	(7, 1)	1.0	H	4	1	0	0	1	1	0	0	0	0	0	13	23	0.00	2.000
54 Shawn Camp, R ERA: 3.5	(8, 1)	1.0	H	3	0	0	0	0	0	0	0	0	0	0	6	7	0.00	0.000
49 Carlos Marmol, R ERA: 3.65	(9, 1)	1.0		3	0	0	0	1	1	0	0	0	0	0	9	16	0.00	1.000

BOTTOM

Pittsburgh Pirates @ Chicago Cubs

Wrigley Field, Chicago, IL

Sun Sep 16 2012, 1:24 PM - 5:27 PM CDT

Att. 33,559 - Partly Cloudy - 79 F

livebaseballscorecards.com

Batter	1	2	3	4	5	6	7	8	9	AB	R	H	RBI	BB	SO	LOB
21 Joe Mather, R (1, 8) (9, 7) OBP: 0.253, SLG: 0.322	F7	G6-3			HR	44 HR 15 1B BB	K			4	2	1	1	1	1	2
15 Darwin Barney, R (1, 4) OBP: 0.310, SLG: 0.369	G4-3		44 G3-6-3 BB		44 HR 1B	44 HR 1B		12 2B BB		3	3	2	1	2	0	0
44 Anthony Rizzo, L (1, 3) OBP: 0.352, SLG: 0.491	12 1B 2B		G3-6-3 1-2f		1-H HR	1-H 2-H 3-H HR		K		5	3	3	6	0	1	2
12 Alfonso Soriano, R (1, 7) OBP: 0.320, SLG: 0.502 1 Tony Campana, L (8, PR) OBP: 0.307, SLG: 0.298 (9, 8)	2-H 1B		L5		53 1B 13 G4-3 1B	K		1-H 9 1B 13 1B 2B		5 0	1 1	3 0	2 0	0 0	1 0	0 0
13 Starlin Castro, R (1, 6) OBP: 0.320, SLG: 0.429	K			F9	G4-3 1-2	G5-3		2-3 9 1B 9 S 1B		5	1	1	0	0	1	2
53 Welington Castillo, R (1, 2) OBP: 0.352, SLG: 0.445		32 1B HBP		E6	2-H 1B	17 FC5-4 BB		K		3	0	1	1	1	1	3
17 Dave Sappelt, R (1, 9) OBP: 0.375, SLG: 0.448 9 David DeJesus, L (8, 9) OBP: 0.356, SLG: 0.401	F7			P3	K	1-2f FC5-4		1-H 3-H 1B		4 1	0 0	0 1	0 2	0 0	1 0	4 0
24 Luis Valbuena, L (1, 5) OBP: 0.315, SLG: 0.354	K			G4-3		21 WP 6 1B 15 1B 1B	G4-3	F7		5	1	1	0	0	1	3
32 Chris Volstad, R (7, 1) OBP: 0.000, SLG: 0.000 55 Alberto Cabrera, R (8, 1) 5 Josh Vitters, R (5, PH) OBP: 0.250, SLG: 0.667 47 Miguel Socolovich, R (8, 1) 16 Jeff Beliveau, L (8, 1) 6 Bryan LaHair, L (6, PH) OBP: 0.318, SLG: 0.440 37 Jaye Chapman, R (7, 1) 45 Adrian Cardenas, L (7, PH) OBP: 0.167, SLG: 0.333 54 Shawn Camp, R (8, 1) 49 Carlos Marmol, R (9, 1)		1-2 1B			G5-3	1-2 44 HR 15 1B 21 WP 1B	G1-3			1 0 1 0 0 0 0 0 1 0 0	0 0 0 0 0 0 0 0 0 0 0	1 0 0 0 0 1 0 0 0 0 0	0 0 0 0 0 0 0 0 0 0 0	0 0 0 0 0 0 0 0 0 0 0	0 0 0 0 0 0 0 0 0 0 0	0 0 0 0 0 0 0 0 0 0 0
Inning Stats	R: 1 E: 0 K: 1 S: 13 H: 2 LOB: 1 BB: 0 P: 20	R: 0 E: 0 K: 1 S: 10 H: 1 LOB: 2 BB: 0 P: 16	R: 0 E: 0 K: 0 S: 6 H: 0 LOB: 0 BB: 1 P: 13	R: 0 E: 1 K: 0 S: 9 H: 0 LOB: 1 BB: 0 P: 13	R: 4 E: 0 K: 1 S: 17 H: 5 LOB: 1 BB: 0 P: 23	R: 5 E: 0 K: 1 S: 20 H: 4 LOB: 1 BB: 2 P: 39	R: 0 E: 0 K: 1 S: 8 H: 0 LOB: 0 BB: 0 P: 13	R: 3 E: 0 K: 2 S: 20 H: 3 LOB: 1 BB: 1 P: 31		1B: 10 2B: 2 3B: 0 HR: 3 SF: 0 SAC: 0 DP: 1 HBP: 1						

AB	39
R	13
H	15
RBI	13
BB	4
SO	7
LOB	16

WP: 1 PA: 44
PB: 0
SB: 1
CS: 0

PITCHER		IP	WLS	BF	H	R	ER	SO	BB	IBB	HBP	BLK	WP	HR	S	P	ERA	WHIP
49 Jeff Locke, L (1, 1) ERA: 5.49		4.1		22	7	5	5	2	1	0	1	0	0	2	47	74	10.38	1.846
30 Chris Resop, R (5, 1) ERA: 3.6		0.2		3	1	0	0	1	0	0	0	0	0	0	8	11	0.00	1.500
35 Rick Van Den Hurk, R (6, 1) ERA: 54.0		0.0		3	2	3	3	0	1	0	0	0	1	0	6	10	∞	∞
48 Jared Hughes, R (6, 1) ERA: 3.01		0.0	L	2	2	2	2	0	0	0	0	0	0	1	4	9	∞	∞
32 Chad Qualls, R (6, 1) ERA: 4.96		1.0		4	0	0	0	1	1	0	0	0	0	0	10	20	0.00	1.000

PITCHER		IP	WLS	BF	H	R	ER	SO	BB	IBB	HBP	BLK	WP	HR	S	P	ERA	WHIP
63 Chris Leroux, R (7, 1) ERA: 7.71		1.2		8	2	3	3	3	1	0	0	0	0	0	23	37	16.20	1.800
61 Justin Wilson, L (8, 1) ERA: 3.86		0.1		2	1	0	0	0	0	0	0	0	0	0	5	7	0.00	3.000

Batter	1	2	3	4	5	6	7	8	9	AB	R	H	RBI	BB	SO	LOB
6 Starling Marte, R (1, 7) OBP: 0.294, SLG: 0.444	C FF 89 C FF 90 B FC 88 X FF 91 1-2 ① G3		1 SAFE X FC 88 0-0 31 2B 1-H 3-H 3B		B SL 77 C FC 84 B CH 82 S FC 84 B SL 80 X FC 85 3-2 ② G5-3		S FF 90 B SL 84 S FF 91 B FS 86 F FF 92 X FF 89 2-2 ② P6		C FF 95 C SL 86 S SL 87 0-3 ③ K2-3	5	1	1	2	0	1	0
31 Jose Tabata, R (1, 9) OBP: 0.314, SLG: 0.352	C FC 88 B FF 91 B FC 88 F FF 91 F FC 91 F FF 92 B FC 89 X FC 88 3-2 ② G6-3		C FC 86 B FC 86 C FC 87 F FC 90 B FF 90 X FC 87 3-2 3-H 2B		B FC 88 B CH 83 B FC 86 X FC 88 3-1 ③ F9		C SL 84 X SL 82 0-1 1B			4	0	2	1	0	0	0
22 Andrew McCutchen, R (1, 8) OBP: 0.413, SLG: 0.567	B FC 88 B CH 81 C FC 88 B FC 87 C FC 88 C FF 92 3-3 ③ K		I IN 68 I IN 68 I IN 63 I IN 63 4-0 IBB			H FC 84 1-0 55 1B HBP	F FF 91 B FS 84 1 SAFE B SL 85 C SL 82 F FF 92 1 SAFE D FS 86 S FS 84 3-3 ③ K			2	0	0	0	1	2	1
14 Gaby Sanchez, R (1, 3) OBP: 0.283, SLG: 0.347		B SI 87 S FF 88 B FC 87 S FF 90 B FC 91 X FC 91 3-2 ① F8	C CH 79 B SL 77 X CH 80 1-1 ② F3			1 SAFE B SL 77 B FC 85 X FC 84 2-0 ① P4		B SL 82 B SL 81 F SI 90 X SI 91 2-1 ① F9		4	0	0	0	0	0	3
24 Pedro Alvarez, L (1, 5) OBP: 0.319, SLG: 0.482		B FC 88 S FC 91 B FC 91 F FC 87 S FF 91 2-3 ② K	B SL 78 F SL 78 F FC 84 D SL 80 B FC 90 S SL 78 3-3 ③ K			1 SAFE S SL 76 1 SAFE 1 SAFE B FC 83 C FC 86 1 SAFE S SL 77 1-3 ② K		C SL 81 F SL 80 B SL 82 X SI 88 1-2 ② G4-3		4	0	0	0	0	3	3
55 Michael McKenry, R (1, 2) OBP: 0.331, SLG: 0.481		B FC 88 C FF 89 B FF 90 F FC 88 B FF 92 X FF 92 3-2 ③ G5-3		C FC 84 S CH 80 S CH 81 0-3 ① K		F CH 78 C FC 84 1 SAFE F FC 88 D SL 78 F FC 85 B CH 81 F FC 88 B SL 77 3-2 X CH 80 12 BB 1-3 1B		C SL 81 B SI 91 B SL 78 B SI 89 4-1 BB		3	0	1	0	1	1	0
12 Clint Barmes, R (1, 6) OBP: 0.264, SLG: 0.319			C FF 86 F SI 89 B FF 91 H FC 86 2-2 2 1B 6 3B HBP	F FF 88 F CH 79 C SL 78 0-3 ② K		C FS 84 D SL 85 B SL 82 B SL 81 B SL 81 4-1 1-2 BB		B SI 88 C SI 88 F SI 89 B SI 90 F SL 81 S SL 79 2-3 ③ K		2	1	0	0	1	2	1
2 Brock Holt, L (1, 4) OBP: 0.351, SLG: 0.396			B FC 89 B FC 86 F FC 85 B FF 90 C FC 89 F FF 89 1 SAFE X FC 86 3-2 6 3B 1-3 1B	B SL 78 C SL 78 S FC 89 F SL 78 B FC 90 C FC 90 2-3 ③ K		C FF 89 D FS 83 B SI 90 X SI 89 2-1 ③ G4-3			B FF 94 C FF 94 B SI 94 F FF 95 S SI 95 2-3 ① K	4	1	1	0	0	2	3
29 Kevin Correia, R (1, 1) OBP: 0.122, SLG: 0.122 39 Jason Grilli, R (8, 1) 19 Jeff Clement, L (9, PH) OBP: 0.222, SLG: 0.125 52 Joel Hanrahan, R (9, 1)			M FF 87 L FF 87 B FC 86 C FF 89 1-3 ① K		C FF 86 B SI 87 F FC 85 B FC 89 S FC 87 2-3 ① K		C FS 88 S FS 87 S SI 92 0-3 ① K		B FF 96 B FF 95 C FF 95 F SI 95 S CH 87 2-3 ② K	3 0 1 0	0 0 0 0	0 0 0 0	0 0 0 0	0 0 0 0	3 0 1 0	2 0 0 0

TOP

Pittsburgh Pirates @ Chicago Cubs
Wrigley Field, Chicago, IL
Mon Sep 17 2012, 10:42 PM - 1:28 AM CDT
Att. 33,017 - Overcast - 59 F

livebaseballscorecards.com

AB	32
R	3
H	5
RBI	3
BB	3
SO	15
LOB	13

Inning Stats	1	2	3	4	5	6	7	8	9
	R: 0 E: 0 K: 1 S: 11	R: 0 E: 0 K: 1 S: 9	R: 3 E: 0 K: 2 S: 19	R: 0 E: 0 K: 3 S: 10	R: 0 E: 0 K: 1 S: 8	R: 0 E: 0 K: 1 S: 13	R: 0 E: 0 K: 2 S: 13	R: 0 E: 0 K: 1 S: 10	R: 0 E: 0 K: 3 S: 9
	H: 0 LOB: 0 BB: 0 P: 18	H: 0 LOB: 0 BB: 0 P: 17	H: 3 LOB: 2 BB: 1 P: 36	H: 0 LOB: 0 BB: 0 P: 12	H: 0 LOB: 0 BB: 0 P: 16	H: 1 LOB: 3 BB: 1 P: 26	H: 1 LOB: 1 BB: 0 P: 18	H: 0 LOB: 1 BB: 1 P: 19	H: 0 LOB: 0 BB: 0 P: 13

1B: 3 SF: 0
2B: 1 SAC: 0
3B: 1 DP: 0
HR: 0 HBP: 2

WP: 0 PA: 37
PB: 0
SB: 0
CS: 0

PITCHER		IP	WLS	BF	H	R	ER	SO	BB	IBB	HBP	BLK	WP	HR	S	P	ERA	WHIP
37 Travis Wood, L ERA: 4.25	(1, 1)	5.2	L	24	4	3	3	9	0	1	2	0	0	0	67	116	4.76	0.706
28 Michael Bowden, R ERA: 3.77	(6, 1)	1.1		6	1	0	0	2	1	0	0	0	0	0	16	27	0.00	1.500
60 Manny Corpas, R ERA: 4.43	(8, 1)	1.0		4	0	0	0	1	1	0	0	0	0	0	10	19	0.00	1.000
48 Rafael Dolis, R ERA: 6.68	(9, 1)	1.0		3	0	0	0	3	0	0	0	0	0	0	9	13	0.00	0.000

PITCHER	IP	WLS	BF	H	R	ER	SO	BB	IBB	HBP	BLK	WP	HR	S	P	ERA	WHIP

Pittsburgh Pirates @ Chicago Cubs

Wrigley Field, Chicago, IL

Mon Sep 17 2012, 10:42 PM - 1:28 AM CDT

Att. 33,017 - Overcast - 59 F

BOTTOM

livebaseballscorecards.com

Batter	1	2	3	4	5	6	7	8	9	AB	R	H	RBI	BB	SO	LOB
9 David DeJesus, L (1, 9) (6, 8) OBP: 0.355, SLG: 0.399	C FF 91 B SL 88 S FF 91 F FF 91 S CH 87 1-3 K ①		X SL 88 0-0 G3-1 ③			C CH 83 C SI 89 X FF 89 0-2 G6-3 ②③ 1-2f			B FF 95 B FF 95 C FF 95 B FF 95 B FF 96 4-1 24 DI BB	3	0	0	0	1	1	2
24 Luis Valbuena, L (1, 5) OBP: 0.310, SLG: 0.348	B SI 92 B CH 87 F SI 91 C SI 92 C FF 92 2-3 K ②			C CH 87 S SI 90 B FF 92 F FF 92 X CU 77 1-2 G6-3 ①			B CH 84 C CH 84 F FC 89 X FF 89 1-2 G5-3 ①		B FF 96 C FF 96 F FF 96 S SL 87 1-3 K ③ 1-2	4	0	0	0	0	2	1
44 Anthony Rizzo, L (1, 3) OBP: 0.349, SLG: 0.486	F FF 90 F CH 87 B CU 76 F SL 88 S FF 91 1-3 K ③			B CU 78 C CH 86 X CH 86 1-1 G4-3 ②			L SI 90 B CH 84 C SL 86 F CU 76 X CH 85 1-2 G5-3 ②			3	0	0	0	0	1	0
12 Alfonso Soriano, R (1, 7) OBP: 0.318, SLG: 0.499		F FC 89 B SI 91 C SI 92 B FF 90 S SL 89 2-3 K ①		B SI 92 B SI 91 S FC 89 S SI 91 S CU 78 2-3 K ③			S CU 78 S CU 78 B SI 90 C SI 90 1-3 K ③			3	0	0	0	0	3	0
13 Starlin Castro, R (1, 6) OBP: 0.318, SLG: 0.427		B FF 89 X SI 92 1-0 G5-3 ②			C SL 89 B SI 92 C SI 92 X FF 90 1-2 L9 ①			B FF 93 S SL 83 X FF 93 1-1 G4-3 ①		3	0	0	0	0	0	0
53 Welington Castillo, R (1, 2) OBP: 0.345, SLG: 0.435		X SI 92 0-0 G4-3 ③			C SI 92 B FC 89 F SL 89 B CU 78 X SI 92 2-2 G5-3 ②			C SL 82 B SL 82 B FF 92 X FF 93 2-1 G3-1 ②		3	0	0	0	0	0	0
7 Brett Jackson, L (1, 8) 28 Michael Bowden, R (6, 1) 60 Manny Corpas, R (8, 1) 6 Bryan LaHair, L (8, PH) OBP: 0.337, SLG: 0.447 48 Rafael Dolis, R (9, 1)			B FF 91 B FF 90 F SI 90 F SI 91 B SL 89 B FC 89 4-2 37 G6-3 15 1B BB		F FF 90 F CH 86 B SI 91 X CU 75 1-2 F9 ③			F FF 92 B FF 92 S SL 84 C FF 92 1-3 K ③		1 0 0 1 0	0 0 0 0 0	0 0 0 0 0	0 0 0 0 0	1 0 0 0 0	0 0 0 1 0	0 0 0 0 0
15 Darwin Barney, R (1, 4) OBP: 0.313, SLG: 0.371			B SI 91 C FF 88 X SI 89 1-1 37 G6-3 1B 1-2			B SI 90 X FF 87 1-0 9 G6-3 1B			B FF 95 C FF 96 F FF 96 B SL 87 F FF 95 X FF 98 2-2 G4-3 ①	3	0	2	0	0	0	0
37 Travis Wood, R (1, 1) OBP: 0.174, SLG: 0.304 17 Dave Sappelt, R (6, 9) OBP: 0.353, SLG: 0.419			C SI 89 2 SAFE B SI 89 B SI 90 B SI 89 S SI 89 X SI 90 3-2 G6-3 ①② 1-2f 2-3			D SL 85 C SI 89 X SL 86 1-1 P3 ①			B FF 95 C FF 96 C FF 95 X FF 96 1-2 G6-3 ②	1 2	0 0	0 0	0 0	0 0	0 0	2 1
Inning Stats	R: 0 E: 0 K: 3 S: 11 H: 0 LOB: 0 BB: 0 P: 15	R: 0 E: 0 K: 1 S: 5 H: 0 LOB: 0 BB: 0 P: 8	R: 0 E: 0 K: 0 S: 8 H: 1 LOB: 1 BB: 1 P: 16	R: 0 E: 0 K: 1 S: 9 H: 0 LOB: 0 BB: 0 P: 13	R: 0 E: 0 K: 0 S: 9 H: 0 LOB: 0 BB: 0 P: 13	R: 0 E: 0 K: 0 S: 6 H: 1 LOB: 0 BB: 0 P: 8	R: 0 E: 0 K: 1 S: 10 H: 0 LOB: 0 BB: 0 P: 13	R: 0 E: 0 K: 1 S: 7 H: 0 LOB: 0 BB: 0 P: 11	R: 0 E: 0 K: 1 S: 11 H: 0 LOB: 1 BB: 1 P: 19	1B: 2 2B: 0 3B: 0 HR: 0 SF: 0 SAC: 0 DP: 2 HBP: 0	WP: 0 PB: 0 SB: 0 CS: 0 PA: 29					

	AB	27
	R	0
	H	2
	RBI	0
	BB	2
	SO	8
	LOB	6

PITCHER		IP	WLS	BF	H	R	ER	SO	BB	IBB	HBP	BLK	WP	HR	S	P	ERA	WHIP
29 Kevin Correia, R ERA: 4.09	(1, 1)	7.0	W	22	2	0	0	6	1	0	0	0	0	0	58	86	0.00	0.429
39 Jason Grilli, R ERA: 2.96	(8, 1)	1.0	H	3	0	0	0	1	0	0	0	0	0	0	7	11	0.00	0.000
52 Joel Hanrahan, R ERA: 2.59	(9, 1)	1.0	S	4	0	0	0	1	1	0	0	0	0	0	11	19	0.00	1.000

PITCHER	IP	WLS	BF	H	R	ER	SO	BB	IBB	HBP	BLK	WP	HR	S	P	ERA	WHIP

Milwaukee Brewers @ Pittsburgh Pirates

PNC Park, Pittsburgh, PA

Tue Sep 18 2012, 7:09 PM - 10:31 PM EDT

Att. 15,492 - Cloudy - 61 F

livebaseballscorecards.com

Batter	1	2	3	4	5	6	7	8	9	AB	R	H	RBI	BB	SO	LOB
7 Norichika Aoki, L (1, 9) OBP: 0.361, SLG: 0.431	C SI 91 B KC 81 F SI 92 H KC 82 2-2 8 WP 23 S HBP	X KC 82 0-0 8 FC6-4 1B 1-2 2-3 3-H			B SI 90 B SI 89 B CH 89 C FF 90 X SI 90 3-1 23 G6-4-3 1B		B SI 94 X SI 93 1-0 ① G1-3	F SI 92 B CU 82 F CU 81 X SI 93 1-2 ② SF7 3-H		3	0	2	2	0	0	0
23 Rickie Weeks Jr., R (1, 4) OBP: 0.333, SLG: 0.409	1 SAFE F SI 93 1 SAFE B SI 92 B FF 92 F KC 82 S FF 94 2-3 ① K 1-2	C SI 92 F FF 93 S SI 92 0-3 ② K			1 SAFE 1 SAFE X SI 91 0-0 ① ② G6-4-3 1-2f		C CH 87 S CH 86 B CH 87 F SI 94 F SI 94 X SL 84 1-2 8 S 8 1B 1B	C FC 88 B SI 92 B FC 88 B FC 92 B SI 93 4-1 8 WP BB		4	1	1	0	1	2	5
8 Ryan Braun, R (1, 7) OBP: 0.389, SLG: 0.601	B FF 92 C FF 94 F FF 93 B FF 93 B KC 84 F FF 93 F FF 93 B FF 93 4-2 16 S BB 2-3	X KC 82 0-0 ③ FC6-4 1-2f			B KC 82 C SI 91 B KC 82 F FF 91 B SI 92 X KC 83 3-2 16 S 1B		B SI 92 C SL 81 B SI 94 C SI 93 B SL 86 X SI 93 3-2 16 F8 16 S 20 1B 1B 1-H	F SI 93 S FC 89 B FF 94 X CU 84 1-2 ③ G4-3 1-2		4	1	2	1	1	0	4
16 Aramis Ramirez, R (1, 5) OBP: 0.359, SLG: 0.527	B KC 82 1 SAFE C SI 93 B FF 92 F KC 82 X FF 93 2-2 ② P3 1-2		S SI 90 S KC 81 B KC 83 X KC 81 1-2 E5 20 G6-3		B SI 92 1 SAFE B SI 92 X KC 82 2-0 ③ F9 1-2		F SL 85 1 SAFE D SI 92 X SL 84 1-1 ② F8 1-3		C FF 94 X FF 94 0-1 ① L6	5	0	0	0	0	0	4
20 Jonathan Lucroy, R (1, 2) OBP: 0.376, SLG: 0.504	C SI 92 B FF 93 B SI 92 F SI 92 S KC 85 2-3 ③ K		D KC 82 F SI 91 1 SAFE X SI 91 1-1 ① ② G6-3 1-2f			B CH 88 X CH 89 1-0 27 9 1B 1B	S SL 87 B SL 86 X SL 86 1-1 45 S 1B 3-H		B SI 94 B SL 81 C FF 94 B FF 95 C SI 93 X SI 93 3-2 27 HBP 1B	5	1	3	1	0	1	3
45 Travis Ishikawa, L (1, 3) OBP: 0.325, SLG: 0.434		C SI 91 B SI 90 B SI 91 C SI 91 B SI 92 H SI 93 4-2 ③ 9 BB 27 1B 7 1B HBP	B CH 86 X SI 90 1-0 G4-3			B SI 90 X SI 91 1-0 ① F7	1 SAFE F SI 91 1 SAFE B SL 82 X SL 84 1-1 ③ F7 1-2		B FF 93 B FF 93 C FF 93 F SI 93 X FF 93 2-2 ② F7	4	1	0	0	0	0	3
27 Carlos Gómez, R (1, 8) OBP: 0.300, SLG: 0.447		C SI 92 F FF 92 B SI 93 X KC 83 1-2 7 1B 9 BB 1B 1-2		X FF 89 0-0 ① F8		1 SAFE 1 SAFE B CH 89 X SI 91 1-0 9 1B 1B 1-2		X SI 93 0-0 9 S 9 E 1B	B SL 84 B SL 84 C SI 94 S SL 82 B SI 94 F FF 94 H FF 94 4-2 HBP 1-2	4	1	3	0	0	0	0
9 Jean Segura, R (1, 6) OBP: 0.310, SLG: 0.282		B SI 92 B FF 92 B SI 93 C FF 92 B FF 93 4-1 7 1B BB 1-2 2-3		C FF 91 X KC 80 0-1 ② G4-3		B KC 81 X SI 91 1-0 49 G6-4-3 1B 1-2 2-H		1 SAFE B FC 89 B FC 88 X SI 92 2-0 E7 2 G4-3 7 SF7 1B 1-H	S FF 93 B FF 92 F SL 81 F CU 75 B SI 92 S FF 93 2-3 ③ K	4	1	2	2	1	1	2
49 Yovani Gallardo, R (1, 1) OBP: 0.156, SLG: 0.250 51 Jim Henderson, L (7, 1) 2 Nyjer Morgan, L (8, PH) OBP: 0.308, SLG: 0.316 50 Kameron Loe, R (8, 1) 40 Jose Veras, R (9, 1)		C SI 92 S KC 82 D KC 83 C KC 82 1-3 ① K		B SI 90 B SI 91 C SI 91 B SI 91 F FF 90 X SI 92 3-2 ③ G6-3		B CH 88 X SI 91 1-0 ② ③ G6-4-3 1-2f		X SI 92 0-0 ① G4-3 2-3		3 0 1 0 0	0 0 0 0 0	0 0 0 0 0	0 0 0 0 0	1 0 0 0 0	0 0 0 0 0	5 0 1 0 0

	AB	37
	R	6
	H	13
	RBI	6
	BB	3
	SO	5
	LOB	27

Inning Stats	1	2	3	4	5	6	7	8	9	1B: 13	SF: 1	WP: 2	PA: 44
R:	0	1	0	0	0	1	2	2	0	2B: 0	SAC: 0	PB: 0	
E:	0	0	1	0	0	0	0	1	0	3B: 0	DP: 3	SB: 7	
K:	2	2	0	0	0	0	0	2	1	HR: 0	HBP: 3	CS: 0	
S:	15	14	6	6	7	5	15	10	15				
H:	0	2	0	0	2	3	3	2	1				
LOB:	2	3	0	0	1	1	1	1	2				
BB:	1	1	0	0	0	0	0	1	0				
P:	27	24	9	9	15	10	23	18	26				

PITCHER		IP	WLS	BF	H	R	ER	SO	BB	IBB	HBP	BLK	WP	HR	S	P	ERA	WHIP
34 A.J. Burnett, R ERA: 3.64	(1, 1)	6.0	L	27	7	2	2	4	2	0	2	0	1	0	53	94	3.00	1.500
44 Tony Watson, L ERA: 3.78	(7, 1)	0.1		2	1	1	1	0	0	0	0	0	0	0	6	8	27.00	3.000
32 Chad Qualls, R ERA: 5.07	(7, 1)	0.2		4	2	1	1	0	0	0	0	0	0	0	9	15	13.50	3.000
57 Bryan Morris, R ERA: 4.5	(8, 1)	1.0		6	2	2	1	0	1	0	0	0	1	0	10	18	9.00	3.000
35 Rick Van Den Hurk, R ERA: 21.6	(9, 1)	1.0		5	1	0	0	1	0	0	1	0	0	0	15	26	0.00	1.000

PITCHER	IP	WLS	BF	H	R	ER	SO	BB	IBB	HBP	BLK	WP	HR	S	P	ERA	WHIP

Milwaukee Brewers @ Pittsburgh Pirates

PNC Park, Pittsburgh, PA

Tue Sep 18 2012, 7:09 PM - 10:31 PM EDT

Att. 15,492 - Cloudy - 61 F

livebaseballscorecards.com

BOTTOM

Batter	1	2	3	4	5	6	7	8	9	AB	R	H	RBI	BB	SO	LOB
6 Starling Marte, R (1, 7) OBP: 0.286, SLG: 0.431	C FF 89 F FF 90 C FF 91 0-3 ① K		B FF 89 F FF 90 B FF 91 F FF 91 X FF 92 2-2 ① G6-3			B CU 79 C FF 91 S SL 88 F FF 92 S SL 86 1-3 ① K		C SI 87 S SI 88 B SI 89 S SL 79 1-3 ① K		4	0	0	0	0	3	0
31 Jose Tabata, R (1, 9) OBP: 0.313, SLG: 0.349	B FF 90 B FF 91 C FF 90 B FF 91 B FF 91 4-1 22 G4-6-3 BB		B SL 87 F FF 92 B FF 91 C FF 91 C FF 92 2-3 ② K			C FF 91 B FF 91 X SL 87 1-1 ② G4-3		B SI 88 B SI 88 C SI 88 X SI 88 2-1 ② F9		3	0	0	0	1	1	0
22 Andrew McCutchen, R (1, 8) OBP: 0.410, SLG: 0.562	B SI 91 B FF 91 C FF 92 X SL 89 2-1 ② ③ G4-6-3 1-2f		X FF 92 0-0 ③ L1-3			X SL 86 0-0 ③ G5-3		B SI 88 B SL 76 C SI 88 B SI 89 X SI 88 3-1 ③ F9		4	0	0	0	0	0	1
46 Garrett Jones, L (1, 3) OBP: 0.324, SLG: 0.521		C FF 90 X FF 92 0-1 ① F7		B CU 77 C FF 91 F FF 91 B FF 92 X FF 92 2-2 ① L8			B SL 87 B SL 88 C SL 88 F SL 85 X FF 90 2-2 ① F7		C SI 91 B CU 76 C CU 76 X SI 93 1-2 ① F8	4	0	0	0	0	0	0
18 Neil Walker, S (1, 4) OBP: 0.340, SLG: 0.428		B FF 90 C FF 91 C SL 87 F CU 78 F CU 79 C SL 87 1-3 ② K		X CU 78 0-0 ② G4-3			X CU 75 0-0 14 BB 24 E 1B		C SI 92 F FS 83 B CU 76 X CU 78 1-2 1B	4	0	2	0	0	1	0
24 Pedro Alvarez, L (1, 5) OBP: 0.318, SLG: 0.479		B CH 87 S FF 92 C CU 78 B FF 91 F CU 79 D FF 92 B SL 88 4-2 26 BB 12 1B BB		C CU 78 C FF 92 B FF 92 F SL 86 S CU 79 1-3 ③ K			B CU 77 B FF 90 B FF 90 C FF 90 C FF 90 X FF 90 3-2 FC4 14 BB 1-2		B SI 91 C SI 92 B FS 83 B SI 93 S SI 92 X CU 77 3-2 ② P6	3	0	0	0	1	1	2
12 Clint Barmes, R (1, 6) OBP: 0.265, SLG: 0.320 19 Jeff Clement, L (7, PH) OBP: 0.211, SLG: 0.118 57 Bryan Morris, L (8, 1) 35 Rick Van Den Hurk, R (9, 1) 23 Travis Snider, L (9, PH) OBP: 0.327, SLG: 0.399		X FF 92 0-0 26 BB 1-2 1B			C FF 90 B CU 77 X CU 76 1-1 ① G5-3		B FF 90 F FF 91 F FF 91 B CU 78 B FF 92 F FF 91 X FF 92 3-2 ② F7		B SI 92 C SI 92 S SI 93 D CU 78 B SI 93 F SI 93 C SI 93 3-3 ③ K	2 1 0 0 1	0 0 0 0 0	1 0 0 0 0	0 0 0 0 0	0 0 0 0 1	0 0 0 0 1	0 2 0 0 1
26 Rod Barajas, R (1, 2) OBP: 0.277, SLG: 0.332 14 Gaby Sanchez, R (7, PH) OBP: 0.285, SLG: 0.347 69 Jordy Mercer, R (7, PR) OBP: 0.233, SLG: 0.375 (8, 6)		B CU 80 D CU 80 B FF 91 F SI 92 F SL 88 B CU 78 4-2 1-2 2-3 BB		C CU 76 B FF 90 F SL 86 X CU 76 1-2 ② F7			C CU 79 B SL 87 B FF 92 B FF 92 B SL 86 4-1 1-2 2-3 BB			1 0 0	0 0 0	0 0 0	0 0 0	1 1 0	0 0 0	0 0 0
34 A.J. Burnett, R (1, 1) OBP: 0.102, SLG: 0.054 44 Tony Watson, L (7, 1) 32 Chad Qualls, R (7, 1) 55 Michael McKenry, R (7, PH) OBP: 0.329, SLG: 0.479 (8, 2)		S SL 87 B FF 93 S SL 88 B SL 88 X SL 88 2-2 ③ G4-3		C FF 91 S SL 85 B SL 86 B FF 91 S SL 84 2-3 ③ K			F FF 93 B FF 95 B FF 94 B FF 95 F FF 94 X SL 83 3-2 ③ P4			2 0 0 1	0 0 0 0	0 0 0 0	0 0 0 0	1 0 0 0	3 0 0 0	3 0 0 3
Inning Stats	R: 0 E: 0 K: 1 S: 6 H: 0 LOB: 0 BB: 1 P: 12	R: 0 E: 0 K: 1 S: 16 H: 1 LOB: 3 BB: 2 P: 27	R: 0 E: 0 K: 1 S: 7 H: 0 LOB: 0 BB: 0 P: 11	R: 0 E: 0 K: 1 S: 8 H: 0 LOB: 0 BB: 0 P: 11	R: 0 E: 0 K: 1 S: 8 H: 0 LOB: 0 BB: 0 P: 12	R: 0 E: 0 K: 1 S: 7 H: 0 LOB: 0 BB: 0 P: 9	R: 0 E: 1 K: 0 S: 15 H: 1 LOB: 3 BB: 1 P: 30	R: 0 E: 0 K: 1 S: 7 H: 0 LOB: 0 BB: 0 P: 13	R: 0 E: 0 K: 1 S: 13 H: 1 LOB: 1 BB: 0 P: 21	1B: 3 2B: 0 3B: 0 HR: 0	SF: 0 SAC: 0 DP: 1 HBP: 0					WP: 0 PB: 0 SB: 0 CS: 0	PA: 34

	AB	30
	R	0
	H	3
	RBI	0
	BB	4
	SO	8
	LOB	12

PITCHER		IP	WLS	BF	H	R	ER	SO	BB	IBB	HBP	BLK	WP	HR	S	P	ERA	WHIP
49 Yovani Gallardo, R ERA: 3.59	(1, 1)	6.2	W	26	2	0	0	6	4	0	0	0	0	0	64	106	0.00	0.900
51 Jim Henderson, R ERA: 3.68	(7, 1)	0.1	H	1	0	0	0	0	0	0	0	0	0	0	3	6	0.00	0.000
50 Kameron Loe, R ERA: 3.82	(8, 1)	1.0		3	0	0	0	1	0	0	0	0	0	0	7	13	0.00	0.000
40 Jose Veras, R ERA: 3.9	(9, 1)	1.0		4	1	0	0	1	0	0	0	0	0	0	13	21	0.00	1.000

PITCHER	IP	WLS	BF	H	R	ER	SO	BB	IBB	HBP	BLK	WP	HR	S	P	ERA	WHIP

Batter	1	2	3	4	5	6	7	8	9	AB	R	H	RBI	BB	SO	LOB
7 Norichika Aoki, L (1, 9) OBP: 0.362, SLG: 0.438	B FF 90 X FF 91 1-0 HR		C FF 91 B CH 82 F CU 76 F CU 76 B CH 82 F FF 92 F CU 76 B FF 92 X FF 93 3-2 ① L9		S CH 80 X FF 90 0-1 ① F7		C CH 80 B SI 88 S CH 78 D CH 80 X CU 69 2-2 23 G6-4-3 1-2 1B			4	1	2	1	0	0	1
23 Rickie Weeks Jr., R (1, 4) OBP: 0.334, SLG: 0.410	X FF 92 0-0 ① L8		F FF 93 B FF 92 B CH 83 X CH 82 2-1 8 L6-3 1B		B CU 77 B FF 92 X FF 93 2-0 8 1B 1-2 1B		X SI 88 0-0 ①② G6-4-3 1-2f 2-3			4	0	2	0	0	0	2
8 Ryan Braun, R (1, 7) OBP: 0.388, SLG: 0.599	B FF 92 B CH 83 C CH 83 B FF 92 F FF 91 F FF 93 X FF 92 3-2 ② F9		C CU 75 1 SAFE X FF 91 0-1 ②③ L6-3 1-2		X CU 80 0-0 1-2 2-3 1B		S FF 89 F CH 79 T SI 89 0-2 ③ K			4	0	1	0	0	1	2
16 Aramis Ramirez, R (1, 5) OBP: 0.360, SLG: 0.526	F FF 91 F FF 92 F FF 93 B FF 93 X CU 77 1-2 20 E 1B			B CU 73 B CU 74 F SI 90 B FF 90 S CH 82 F CH 83 B FF 92 4-2 27 20 G5-3 1B BB	F FF 93 B FF 93 F FF 93 F FF 94 F CU 81 X FF 93 1-2 ②③ G1-2-3 3-Hf			X SI 88 0-0 ① G6-3		3	0	1	0	1	0	3
20 Jonathan Lucroy, R (1, 2) OBP: 0.374, SLG: 0.500	C FF 92 1 SAFE B FF 92 X FF 91 1-1 E5 1-2			F FF 90 1 SAFE 1 SAFE B FF 90 B FF 91 X FF 91 2-1 1-2 1B		X SI 88 0-0 ① L8		C SI 87 B SI 89 S CH 77 F SI 90 S CU 66 1-3 ② K		4	0	1	0	0	1	1
5 Taylor Green, L (1, 3) OBP: 0.264, SLG: 0.320 45 Travis Ishikawa, L (8, 3) OBP: 0.325, SLG: 0.434	C FF 92 B CU 76 S FF 92 S FF 93 1-3 ③ K			B FF 92 B FF 88 X FF 90 2-0 ① F7		C SI 88 B CU 68 S CH 81 X CU 71 1-2 ② F9		X SI 89 0-0 ③ G4-3		4 0	0 0	0 0	0 0	0 0	1 0	4 0
27 Carlos Gómez, R (1, 8) OBP: 0.299, SLG: 0.445		B FF 89 B FF 91 C FF 90 S CH 82 F CH 82 F FF 92 X CU 76 2-2 41 9 CS S 1B		X CU 75 0-0 ②③ G5-3 2-3f		B FC 85 C FF 88 B SI 88 X SL 76 2-1 ③ F7			F SL 81 F FF 92 F FF 90 B FF 91 X SL 82 1-2 ① P3	4	0	1	0	0	0	2
9 Jean Segura, R (1, 6) OBP: 0.316, SLG: 0.318		1 SAFE P PO 90 B FF 91 X SI 91 2-0 ① G6-3 1-2			X FF 89 0-0 41 BLK 41 1B 2B		X SL 78 0-0 41 E 3B		C SL 81 F SL 81 X SL 82 0-2 ② L9	4	2	2	0	0	0	1
41 Marco Estrada, R (1, 1) OBP: 0.158, SLG: 0.167 51 Jim Henderson, L (8, 1) 22 Logan Schafer, L (9, PH) OBP: 0.333, SLG: 0.500 59 John Axford, R (9, 1)		2 SAFE C FF 90 C FF 92 B FF 94 S CU 76 1-3 ②③ K 2-3			F FF 90 X FF 91 0-1 8 23 1B 1B 16 G1-2-3 1B 2-H		B SI 88 F FF 87 X CU 69 1-1 E4 23 7 G6-4-3 1B 3-H		C SI 91 S SL 81 X SL 81 0-2 ③ P4	3 0 1 0	0 0 0 0	1 0 0 0	1 0 0 0	0 0 0 0	1 0 0 0	1 0 0 0
Inning Stats	R: 1 E: 1 K: 1 S: 15 H: 2 LOB: 2 BB: 0 P: 22	R: 0 E: 0 K: 1 S: 10 H: 1 LOB: 0 BB: 0 P: 14	R: 0 E: 0 K: 0 S: 10 H: 1 LOB: 0 BB: 0 P: 15	R: 0 E: 0 K: 0 S: 7 H: 1 LOB: 1 BB: 1 P: 15	R: 1 E: 0 K: 0 S: 12 H: 4 LOB: 2 BB: 0 P: 15	R: 0 E: 0 K: 0 S: 6 H: 0 LOB: 0 BB: 0 P: 9	R: 1 E: 1 K: 1 S: 10 H: 2 LOB: 1 BB: 0 P: 13	R: 0 E: 0 K: 1 S: 6 H: 0 LOB: 0 BB: 0 P: 7	R: 0 E: 0 K: 0 S: 10 H: 0 LOB: 0 BB: 0 P: 11	1B: 8 2B: 2 3B: 1 HR: 1 SF: 0 SAC: 0 DP: 4 HBP: 0						

PITCHER	IP	WLS	BF	H	R	ER	SO	BB	IBB	HBP	BLK	WP	HR	S	P	ERA	WHIP
60 Kyle McPherson, R (1, 1) ERA: 2.25	4.1	L	19	7	2	2	2	1	0	0	1	0	1	47	71	4.15	1.846
30 Chris Resop, R (5, 1) ERA: 3.57	0.2		3	2	0	0	0	0	0	0	0	0	0	7	10	0.00	3.000
Jeff Karstens, R (6, 1) ERA: 3.86	3.0		11	2	1	1	2	0	0	0	0	0	0	22	29	3.00	0.667
63 Chris Leroux, R (9, 1) ERA: 6.75	1.0		3	0	0	0	0	0	0	0	0	0	0	10	11	0.00	0.000

PITCHER	IP	WLS	BF	H	R	ER	SO	BB	IBB	HBP	BLK	WP	HR	S	P	ERA	WHIP

TOP

Milwaukee Brewers @ Pittsburgh Pirates

PNC Park, Pittsburgh, PA

Wed Sep 19 2012, 7:07 PM - 10:05 PM EDT

Att. 15,337 - Partly Cloudy - 62 F

livebaseballscorecards.com

AB	35
R	3
H	11
RBI	2
BB	1
SO	4
LOB	17

WP: 0 PA: 36
PB: 0
SB: 1
CS: 1

BOTTOM

Milwaukee Brewers @ Pittsburgh Pirates

PNC Park, Pittsburgh, PA

Wed Sep 19 2012, 7:07 PM - 10:05 PM EDT

Att. 15,337 - Partly Cloudy - 62 F

livebaseballscorecards.com

Batter	1	2	3	4	5	6	7	8	9	AB	R	H	RBI	BB	SO	LOB
2 Brock Holt, L (1, 4) OBP: 0.350, SLG: 0.382 18 Neil Walker, S (8, PH) OBP: 0.341, SLG: 0.428 69 Jordy Mercer, R (8, PR) OBP: 0.233, SLG: 0.375 (9, 6)	C FF 88 B FF 89 S CH 78 X CH 77 1-2 ① P4		B FF 89 B CH 77 C FF 89 B FF 90 B FF 89 4-1 6 G5-4-3 BB			C CU 76 B CH 76 C FF 88 F FF 90 X CH 78 1-2 ① G4-3		B FF 94 B FF 93 B FF 94 B FF 94 4-0 1-2 BB		2 0 0	0 0 0	0 0 0	0 0 0	1 1 0	0 0 0	0 0 0
6 Starling Marte, R (1, 7) OBP: 0.278, SLG: 0.418	C FF 89 C FF 90 F FF 91 F CU 78 X FF 91 0-2 ② G6-3		B FF 89 F FF 90 1 SAFE X FF 88 1-2f 1-1 ②③ G5-4-3			B CU 77 X FF 89 1-1 ② G5-3		C FF 94 F FF 94 S SL 85 0-3 ③ K		4	0	0	0	0	1	3
22 Andrew McCutchen, R (1, 8) OBP: 0.410, SLG: 0.567	B FF 90 S FF 90 F CH 78 X FF 90 1-2 46 E 46 S 1B			C CU 76 B FF 89 X FF 90 1-1 ① F8		B CH 77 B FF 89 C CH 77 X FF 90 2-1 ③ F8			B FF 94 C FF 93 S FF 94 X FF 96 1-2 HR	4	1	2	1	0	0	0
46 Garrett Jones, L (1, 3) OBP: 0.321, SLG: 0.516	1 SAFE C FF 88 S CH 77 X FF 90 0-2 ③ F7 1-3			X CH 78 0-0 ② F8			C CU 77 F FF 89 B FF 90 B FF 90 X CU 78 2-2 ① G1-3		B FF 93 B FF 93 B FF 93 C FF 93 F FF 93 X FF 94 3-2 ① P6	4	0	0	0	0	0	1
24 Pedro Alvarez, L (1, 5) OBP: 0.320, SLG: 0.479		B FF 89 S CH 78 S FF 90 B CH 77 F FF 91 S CH 78 2-3 ① K		C FF 88 X CH 76 0-1 1B			B FF 88 X CH 77 1-0 ② G3		C CU 77 X FF 95 0-1 23 DI 1B	4	0	2	0	0	1	0
55 Michael McKenry, R (1, 2) OBP: 0.328, SLG: 0.479		B FF 90 S FF 90 X CU 80 1-1 2B		C FF 89 B CH 76 C FF 89 1 SAFE F FF 89 F FF 90 X FF 88 1-2 ③ P4			B FF 89 S CH 79 X CH 77 1-1 ③ P2		B FF 94 C FF 95 S CU 78 B FF 96 F FF 96 C CU 79 2-3 ② K	4	0	1	0	0	1	2
23 Travis Snider, L (1, 9) OBP: 0.325, SLG: 0.395		2 SAFE B FF 89 B FF 90 F FF 90 C FF 89 F FF 91 C CU 80 2-3 ② K		T FF 89 B CU 78 B CU 76 S FF 88 F FF 90 X CU 77 2-2 ① G4-3				B FF 93 X FF 93 1-0 18 BB 1B	B FF 94 B FF 94 C FF 95 B FF 94 X FF 94 3-1 ③ G6-3 1-2	4	0	1	0	0	1	2
12 Clint Barmes, R (1, 6) OBP: 0.264, SLG: 0.318 31 Jose Tabata, R (8, PH) OBP: 0.313, SLG: 0.348 5 Josh Harrison, R (9, 4) OBP: 0.275, SLG: 0.354		C CU 79 B FF 90 B CU 80 S CU 80 B CU 79 S CU 79 3-3 ③ K		F FF 90 S FF 90 X CU 78 0-2 ② G6-3				B FF 93 C FF 93 B SL 84 B FF 92 C FF 93 S FF 94 3-3 ① K		2 1 0	0 0 0	0 0 0	0 0 0	0 0 0	1 1 0	1 1 0
60 Kyle McPherson, R (1, 1) 30 Chris Resop, R (5, 1) 7 Alex Presley, L (5, PH) OBP: 0.285, SLG: 0.399 Jeff Karstens, R (6, 1) OBP: 0.107, SLG: 0.107 19 Jeff Clement, L (8, PH) OBP: 0.200, SLG: 0.111 63 Chris Leroux, L (9, 1)			C FF 88 C FF 90 F FF 91 X CU 77 0-2 ① G4-3			T FF 87 B CH 78 F FF 89 S FF 89 1-3 ③ K		C FF 94 C FF 94 S FF 94 0-3 ② K		1 0 1 0 0 1 0	0 0 0 0 0 0 0	0 0 0 0 0 0 0	0 0 0 0 0 0 0	0 0 0 0 0 0 0	0 0 1 0 0 1 0	0 0 0 0 0 1 0
Inning Stats	R: 0 E: 0 K: 0 S: 14 H: 1 LOB: 1 BB: 0 P: 16	R: 0 E: 0 K: 3 S: 13 H: 1 LOB: 1 BB: 0 P: 21	R: 0 E: 0 K: 0 S: 7 H: 0 LOB: 0 BB: 1 P: 12	R: 0 E: 0 K: 0 S: 10 H: 1 LOB: 1 BB: 0 P: 12	R: 0 E: 0 K: 1 S: 10 H: 0 LOB: 0 BB: 0 P: 13	R: 0 E: 0 K: 0 S: 8 H: 0 LOB: 0 BB: 0 P: 12	R: 0 E: 0 K: 0 S: 6 H: 0 LOB: 0 BB: 0 P: 10	R: 0 E: 0 K: 3 S: 10 H: 1 LOB: 2 BB: 1 P: 18	R: 1 E: 0 K: 1 S: 14 H: 2 LOB: 1 BB: 0 P: 23	1B: 4 2B: 1 3B: 0 HR: 1		SF: 0 SAC: 0 DP: 1 HBP: 0		WP: 0 PB: 0 SB: 1 CS: 0		PA: 34

PITCHER		IP	WLS	BF	H	R	ER	SO	BB	IBB	HBP	BLK	WP	HR	S	P	ERA	WHIP
41 Marco Estrada, R ERA: 3.56	(1, 1)	7.0	W	24	3	0	0	4	1	0	0	0	0	0	68	96	0.00	0.571
51 Jim Henderson, R ERA: 3.52	(8, 1)	1.0	H	5	1	0	0	3	1	0	0	0	0	0	10	18	0.00	2.000
59 John Axford, R ERA: 4.83	(9, 1)	1.0	S	5	2	1	1	1	0	0	0	0	0	1	14	23	9.00	2.000

PITCHER	IP	WLS	BF	H	R	ER	SO	BB	IBB	HBP	BLK	WP	HR	S	P	ERA	WHIP

Milwaukee Brewers @ Pittsburgh Pirates

PNC Park, Pittsburgh, PA

Thu Sep 20 2012, 4:07 PM - 8:14 PM EDT

Att. 14,697 - Sunny - 75 F

TOP

livebaseballscorecards.com

Batter	1	2	3	4	5	6	7	8	9	AB	R	H	RBI	BB	SO	LOB
7 Norichika Aoki, L (1, 9) OBP: 0.362, SLG: 0.439	C FF 89 X SI 91 · 0-1 · 23 E 23 S 8 FC6-4 1B	B FF 89 B FF 89 F FF 88 L SI 89 F CU 76 B FF 88 F FF 89 F FF 91 X FF 90 · 3-2 · F7 ①		B FF 89 B CU 74 B FF 89 C FF 88 F FF 89 X FF 89 · 3-2 · L9 ③		B SI 95 B SI 95 X SI 95 · 2-0 · FC4-6 ③ 1-2f		B SI 92 B SI 92 B SI 90 C SI 92 S SI 90 F SI 92 X SI 91 · 3-2 · 23 3B 2B 1-3 2-H	B SL 82 B SI 91 C SI 91 S SL 82 F SI 91 S SL 82 · 2-3 · K ②	6	2	2	1	0	1	3
23 Rickie Weeks Jr., R (1, 4) OBP: 0.334, SLG: 0.411	S SI 90 1 SAFE S CU 78 B FF 91 1 SAFE B CU 78 B CU 78 D CU 77 · 4-2 · 8 FC6-4 BB 1-3	B SI 89 S SI 89 F SI 89 B FF 90 F FF 90 C CU 81 · 2-3 · K ②			C SI 90 B SI 91 S SI 92 B SI 91 F SI 92 X SI 92 · 2-2 · E4 16 S		C FF 92 F SL 80 F FF 92 B FF 92 X SL 83 · 1-2 · F8 ①	F CU 89 B FF 92 B FF 93 C FF 93 X CU 83 · 2-2 · 16 1B 3B 2-H 3-H	C SL 81 B FF 93 F SL 82 B SL 80 S SL 81 · 2-3 · K ③	5	1	1	2	1	2	1
8 Ryan Braun, R (1, 7) OBP: 0.388, SLG: 0.596	F FF 90 B CH 84 X CH 84 · 1-1 · FC6-4 16 HR 1-2f 3-H ①	F SI 90 X FF 91 · 0-1 · P3 ③			B SI 92 1 SAFE X SI 92 · 1-0 · F9 ①		B SL 80 H FF 91 · 2-0 · 45 S HBP	I IN 73 I IN 76 I IN 77 I IN 78 · 4-0 · 16 1B IBB		3	1	0	1	1	0	2
16 Aramis Ramirez, R (1, 5) OBP: 0.362, SLG: 0.534	B CU 74 X CH 83 · 1-0 · 1-H HR		B SI 87 C SI 89 X FF 88 · 1-1 · 1 F8 20 SF7 2B		B SI 91 F SI 93 X SI 92 · 1-1 · L8 ② 1-2		C FF 92 F SL 83 X FF 92 · 0-2 · F9 ②	1 SAFE B FF 93 C FF 93 X FF 93 · 1-1 · 1-3 3-H 1B		5	2	3	3	0	0	2
1 Corey Hart, R (1, 3) OBP: 0.340, SLG: 0.513 45 Travis Ishikawa, L (5, 3) OBP: 0.327, SLG: 0.431	X SI 90 · 0-0 · 20 2B 1B		C CH 83 X FF 89 · 0-1 · F8 ① 2-3		S SI 92 B SI 92 B SI 92 S SL 84 S SI 91 · 2-3 · K ③		B FF 92 B FF 92 F FF 92 B FF 92 B FF 92 · 4-1 · 1-2 BB	C FF 93 X FF 93 · 0-1 · B1 ②		3 1	0 0	1 0	0 0	0 1	1 0	2 2
20 Jonathan Lucroy, R (1, 2) OBP: 0.371, SLG: 0.500	B FF 89 1 SAFE X CU 76 · 1-0 · 1-3 2B		C FF 89 B SI 90 B CH 84 F FF 89 F CU 77 B FF 90 X CU 77 · 3-2 · SF7 ② 3-H			L SI 91 C SL 83 B SL 85 X CH 85 · 1-2 · F9 ①	B FF 91 C FF 92 F FF 92 D SL 83 X SL 82 · 2-2 · F7 ③	C FF 93 F FF 93 F CU 84 X CU 83 · 0-2 · L8 ③		4	0	1	1	0	0	4
27 Carlos Gómez, R (1, 8) OBP: 0.303, SLG: 0.447	B FF 89 F FF 89 F CU 77 B FF 91 F FF 90 F FF 90 X CU 78 · 2-2 · G6-3 ②		C SI 87 F SI 88 C FF 89 · 0-3 · K ③			S SL 84 B SI 92 X SI 92 · 1-1 · 14 P3 9 S 1B		X SL 85 · 0-0 · 9 1B 7 2B 1B	X FF 91 · 0-0 · 9 SH2-3 22 1B 1B	5	2	3	0	0	1	2
9 Jean Segura, R (1, 6) OBP: 0.331, SLG: 0.321	I IN 67 I IN 69 I IN 72 I IN 72 · 4-0 · IBB			C FF 86 F CU 73 F FF 89 F FF 89 B CU 74 X FF 90 · 1-2 · P4 ①		B SI 92 1 SAFE 1 SAFE B SI 92 B SI 91 2 SAFE B SI 92 · 4-0 · 7 FC4-6 BB 1-2		1 SAFE 1 SAFE X SI 90 · 0-0 · 7 2B 23 3B 1B 1-2	1 SAFE X FF 92 · 0-0 · SH2-3 ① 1-2	2	1	1	0	2	0	0
64 Mike Fiers, R (1, 1) OBP: 0.100, SLG: 0.100 33 Eric Farris, R (4, PH) 53 Brandon Kintzler, R (4, 1) 5 Taylor Green, L (6, PH) OBP: 0.364, SLG: 0.500 14 Jeff Bianchi, R (6, PH) OBP: 0.217, SLG: 0.522 50 Kameron Loe, R (6, 1) 40 Jose Veras, R (6, 1) 26 Manny Parra, L (7, 1) 2 Nyjer Morgan, L (8, PH) OBP: 0.267, SLG: 0.333 57 Francisco Rodriguez, R (8, 1) 22 Logan Schafer, L (9, PH) OBP: 0.000, SLG: 0.000 59 John Axford, R (9, 1)	C FF 90 S FF 90 S CU 77 · 0-3 · K ③			C FF 88 F CU 75 F FF 89 B FF 90 X FF 90 · 1-2 · G1-3 ②		B SI 93 X SI 93 · 1-0 · P3 ② 2-3	B SI 92 B SI 91 X SI 91 · 2-0 · F7 ①	C SL 82 F SL 83 X SL 84 · 0-2 · 2-H 1B	1 0 0 0 0 1 3 1 0 0 0 0 0 0 0 0 0 0 0 0 0 0 0 0 0 0 0 0 1 0 0 0 0 0 2 0 0 0 0 0 0 0 0 0 0 0 0 0 0 0 0 0 0 0 0 0 1 0 0 0 0 0 2 0 0 0 0 0 0 0 1 0 1 1 0 0 0 0 0 0 0 0 0 0						
Inning Stats	R: 3 E: 0 K: 1 S: 17 · H: 4 LOB: 3 BB: 2 P: 30	R: 0 E: 0 K: 1 S: 12 · H: 0 LOB: 0 BB: 0 P: 17	R: 1 E: 0 K: 1 S: 11 · H: 1 LOB: 0 BB: 0 P: 15	R: 0 E: 0 K: 0 S: 12 · H: 0 LOB: 0 BB: 0 P: 17	R: 0 E: 1 K: 1 S: 10 · H: 0 LOB: 1 BB: 0 P: 16	R: 0 E: 0 K: 0 S: 7 · H: 1 LOB: 2 BB: 1 P: 16	R: 0 E: 0 K: 0 S: 11 · H: 0 LOB: 2 BB: 1 P: 20	R: 4 E: 0 K: 0 S: 18 · H: 5 LOB: 2 BB: 1 P: 30	R: 1 E: 0 K: 2 S: 12 · H: 2 LOB: 1 BB: 0 P: 16	1B: 8 2B: 3 3B: 1 HR: 1 · SF: 1 SAC: 1 DP: 0 HBP: 1						

AB	39
R	9
H	13
RBI	9
BB	5
SO	6
LOB	25

WP: 0	PA: 47
PB: 0	
SB: 4	
CS: 0	

PITCHER		IP	WLS	BF	H	R	ER	SO	BB	IBB	HBP	BLK	WP	HR	S	P	ERA	WHIP
51 Wandy Rodriguez, L ERA: 3.76	(1, 1)	4.0		19	5	4	4	3	1	1	0	0	0	1	52	79	9.00	1.500
48 Jared Hughes, R ERA: 2.96	(5, 1)	1.1		7	1	0	0	1	1	0	0	0	0	0	15	27	0.00	1.500
44 Tony Watson, L ERA: 3.72	(6, 1)	0.2		2	0	0	0	0	0	0	0	0	0	0	2	5	0.00	0.000
39 Jason Grilli, R ERA: 2.91	(7, 1)	1.0	H	5	0	0	0	0	1	0	1	0	0	0	11	20	0.00	1.000
32 Chad Qualls, R ERA: 5.58	(8, 1)	0.1	H	4	3	3	3	0	0	0	0	0	0	0	7	12	81.00	9.000

PITCHER		IP	WLS	BF	H	R	ER	SO	BB	IBB	HBP	BLK	WP	HR	S	P	ERA	WHIP
30 Chris Resop, R ERA: 3.66	(8, 1)	0.2	L	5	2	1	1	0	0	1	0	0	0	0	11	18	13.50	3.000
63 Chris Leroux, R ERA: 7.0	(9, 1)	1.0		5	2	1	1	2	0	0	0	0	0	0	12	16	9.00	2.000

BOTTOM

Milwaukee Brewers @ Pittsburgh Pirates

PNC Park, Pittsburgh, PA

Thu Sep 20 2012, 4:07 PM - 8:14 PM EDT

Att. 14,697 - Sunny - 75 F

livebaseballscorecards.com

Batter	1	2	3	4	5	6	7	8	9	AB	R	H	RBI	BB	SO	LOB
6 Starling Marte, R (1, 7) OBP: 0.289, SLG: 0.420	B FF 88 B FF 87 B FF 86 C FF 88 B FF 87 4-1 FC6-5 22 23 S BB		C FF 86 C FF 87 F CU 70 F CU 69 F CU 70 F FF 88 B FF 86 F CU 69 X CU 70 1-2 ① FC5-4 23 1B 22 HR 1-2f	F SI 92 S SI 92 B SI 92 B SL 84 S SI 93 2-3 ② K 1-2		B SI 89 S SI 90 X SI 90 1-1 23 S 2-3 3-H 1B		C FF 91 B CU 75 F CU 74 X CU 75 1-2 1B		4	1	2	1	1	1	3
23 Travis Snider, L (1, 9) OBP: 0.322, SLG: 0.391	C FF 88 1 SAFE F FF 87 D CU 72 B FF 89 B FF 88 F FF 88 F FF 88 F FF 87 3-2 ① X CU 71 F9 1-2		1 SAFE B FF 86 F FF 87 1 SAFE F FF 86 B FF 88 X CU 70 2-2 22 HR 1B 1-3	X FF 93 0-0 ③ G4-3		1 SAFE B SI 91 1 SAFE S SI 91 B CU 76 S SI 92 F SI 92 X SI 93 2-2 ② SF8 1-2 3-H		F FF 90 C CU 74 1 SAFE B CU 75 1 SAFE X FF 91 1-2 ③ G4-3		4	1	1	1	0	0	4
22 Andrew McCutchen, R (1, 8) OBP: 0.409, SLG: 0.570	C FF 90 D CU 72 X FF 89 1-1 ② FC6-5 2-3		F FF 87 X FF 88 0-1 1-H 3-H HR		C SL 82 B SL 83 X SI 90 1-1 ① G5-3	C CU 76 B SI 93 F SI 93 X SI 93 1-2 ③ G4-3			B FF 95 B FF 94 C FF 95 F FF 96 F SL 83 S SL 84 2-3 ① K	5	1	1	3	0	1	3
46 Garrett Jones, L (1, 3) OBP: 0.318, SLG: 0.510	1 SAFE B FF 88 B CH 83 F FF 87 F FF 87 F FF 89 F CU 71 F FF 89 S CH 82 2-3 ③ K		B CU 70 S FF 87 B CH 83 C FF 88 F FF 86 B CH 83 X CH 82 3-2 ② F8		C SI 90 B CH 86 S SL 83 F SL 81 B SI 92 F SL 84 X FF 92 2-2 ② G3-1		X SI 92 0-0 ① F9		C FF 95 C CU 78 F FF 97 X CU 80 0-2 E6 24 DI	5	0	0	0	0	1	1
18 Neil Walker, S (1, 4) OBP: 0.340, SLG: 0.426		B FF 86 B FF 87 C FF 87 B FF 87 X FF 87 3-1 24 G4-6-3 1B	X CU 70 0-0 ③ F9		B SI 91 C SL 83 F SL 83 F SI 92 S SI 92 1-3 ③ K		B FF 92 C FF 92 S CU 75 B FS 88 X CU 75 2-2 ② G3		B FF 93 F FF 93 F FF 93 F CU 78 F FF 95 S SL 82 1-3 ② K	5	0	1	0	0	2	1
24 Pedro Alvarez, L (1, 5) OBP: 0.320, SLG: 0.478		F CH 81 S FF 88 B CH 83 F FF 88 F FF 90 B FF 88 F CU 71 F FF 89 F CH 81 2-2 ① F CH 82 ② X CH 86 G4-6-3 1-2f	B CH 85 B SI 91 X SI 91 2-0 26 BB 12 1B 7 FC6 1B		C SI 88 ① B SI 89 F SL 77 B SI 89 X SI 88 2-2 G6-3	B CU 74 X SI 92 1-0 12 FC6-4 1B		C FF 94 S CU 80 S FF 97 0-3 ③ K 1-2	5	1	2	0	0	1	2
12 Clint Barmes, R (1, 6) OBP: 0.268, SLG: 0.329	C FF 88 B FF 87 F CU 70 F CU 72 B CU 71 F FF 88 B FF 88 X FF 87 3-2 1B		C SI 92 C SL 83 X SI 92 0-2 7 FC6 26 BB 1-2 1B		C SI 89 X SL 78 0-1 HR	B FF 93 B SI 93 C FF 93 F FF 92 F CU 76 X CU 76 2-2 ③ FC6-4 1-2f				4	1	3	1	0	0	1
26 Rod Barajas, R (1, 2) OBP: 0.280, SLG: 0.333 3 Chase d'Arnaud, R (6, PR) 55 Michael McKenry, R (7, 2) OBP: 0.327, SLG: 0.477	C CU 69 S CU 70 D CU 70 S CU 71 1-3 ③ K		B SL 82 D SL 83 B SI 92 D FF 91 4-0 7 FC6 1-2 2-3 BB		C SI 89 X SI 90 0-1 19 2B 6 1B 1B			F FF 90 X FF 90 0-1 ① P4		2 0 1	0 1 0	1 0 0	0 0 0	1 0 0	1 0 0	1 0 0
51 Wandy Rodriguez, S (7, 1) ERA: 4.71, BAA: .286 7 Alex Presley, L (4, PH) OPP: 0.364, SLG: 0.398 48 Jared Hughes, R (8, 1) 44 Tony Watson, L (8, 1) 19 Jeff Clement, L (9, PH) OPP: 0.333, SLG: 0.500 5 Josh Harrison, R (8, PR) OPP: 0.278, SLG: 0.294 39 Jason Grilli, R (7, 1) 32 Chad Qualls, R (8, 1) 30 Chris Resop, R (8, 1) 2 Brock Holt, L (8, PH) OPP: 0.364, SLG: 0.375 63 Chris Leroux, L (8, 1)		B FF 87 B FF 86 C FF 87 X FF 87 2-1 6 FC5-4 1B	B SI 92 F SI 92 X SI 92 1-1 ① FC6 6 WP 1-2f 2-3 3-H		X SI 89 0-0 6 1B 23 SF8 1-3 2B		C FF 90 F FF 91 B CH 82 S CH 81 1-3 ② K2-3		1 1 0 0 1 0 0 0 0 0 1	0 0 0 0 0 0 1 0 0 0 0	1 0 0 0 0 0 0 0 0 0 0	0 1 0 0 0 0 0 0 0 0 0	0 0 1 0 0 0 0 0 0 0 0	0 2 0 0 0 0 0 0 0 1 0	0 0 0 0 0 0 0 0 0 0 0
Inning Stats	R: 0 E: 0 K: 1 S: 15 H: 0 LOB: 1 BB: 1 P: 25	R: 0 E: 0 K: 1 S: 19 H: 2 LOB: 1 BB: 0 P: 28	R: 3 E: 0 K: 0 S: 20 H: 3 LOB: 0 BB: 0 P: 28	R: 1 E: 0 K: 1 S: 10 H: 2 LOB: 2 BB: 1 P: 19	R: 0 E: 0 K: 1 S: 11 H: 0 LOB: 0 BB: 0 P: 15	R: 3 E: 0 K: 0 S: 17 H: 4 LOB: 2 BB: 0 P: 23	R: 0 E: 0 K: 0 S: 9 H: 1 LOB: 1 BB: 0 P: 14	R: 0 E: 0 K: 1 S: 11 H: 1 LOB: 1 BB: 0 P: 14	R: 0 E: 1 K: 3 S: 16 H: 0 LOB: 1 BB: 0 P: 19	1B: 10 2B: 1 3B: 0 HR: 2 SF: 1 SAC: 0 DP: 1 HBP: 0						

AB	39
R	7
H	13
RBI	7
BB	2
SO	8
LOB	18

WP: 1 PA: 42
PB: 0
SB: 2
CS: 0

PITCHER		IP	WLS	BF	H	R	ER	SO	BB	IBB	HBP	BLK	WP	HR	S	P	ERA	WHIP
64 Mike Fiers, R ERA: 3.38	(1, 1)	3.0		14	5	3	3	2	1	0	0	0	0	1	54	81	9.00	2.000
53 Brandon Kintzler, R ERA: 2.89	(4, 1)	2.0		9	2	1	1	2	1	0	0	0	1	0	21	34	4.50	1.500
50 Kameron Loe, R ERA: 4.22	(6, 1)	0.1		5	4	3	3	0	0	0	0	0	0	1	10	13	81.00	12.000
40 Jose Veras, R ERA: 3.86	(6, 1)	0.2		2	0	0	0	0	0	0	0	0	0	0	7	10	0.00	0.000
26 Manny Parra, L ERA: 4.5	(7, 1)	1.0	W	4	1	0	0	0	0	0	0	0	0	0	9	14	0.00	1.000

PITCHER		IP	WLS	BF	H	R	ER	SO	BB	IBB	HBP	BLK	WP	HR	S	P	ERA	WHIP
57 Francisco Rodríguez, R ERA: 4.71	(8, 1)	1.0	H	4	1	0	0	1	0	0	0	0	0	0	11	14	0.00	1.000
59 John Axford, R ERA: 4.76	(9, 1)	1.0	S	4	0	0	0	3	0	0	0	0	0	0	16	19	0.00	0.000

Batter	1	2	3	4	5	6	7	8	9	AB	R	H	RBI	BB	SO	LOB
6 Starling Marte, R (1, 7) OBP: 0.294, SLG: 0.423	C FF 90 B SL 81 X FF 91 1-1 ① L8		C FF 93 B CU 77 X FF 94 1-1 22 CS 1B			X FF 94 0-0 12 FC4-6 1B	C SL 80 S CU 72 S CU 70 0-3 ③ K			4	0	2	0	0	1	1
12 Clint Barmes, R (1, 6) OBP: 0.266, SLG: 0.326	B FF 90 C SL 80 F SL 78 B SL 78 X SL 82 2-2 ② L9		1 SAFE C FF 93 X FF 94 0-1 ① B2			B SL 81 C FF 92 X SL 84 1-1 ① FC4-6 46 F8 22 1B 1-2f		C FF 95 B SL 84 T FF 96 S SL 85 1-3 ① K		4	0	0	0	0	1	2
22 Andrew McCutchen, R (1, 8) OBP: 0.408, SLG: 0.567	B FF 90 B CH 80 X SL 76 2-0 ③ G5-3		1 SAFE P PO 91 B FF 94 S FF 94 C FF 94 C FF 95 2-3 ②③ K 1-2			B SL 81 X FF 93 1-0 14 BB 1B 1-2		C FF 98 C FF 98 B SL 88 B SL 87 S FF 98 2-3 ② K		4	0	1	0	0	2	1
46 Garrett Jones, L (1, 9) OBP: 0.317, SLG: 0.515 (6, 3)		B FF 88 C FF 87 C SL 77 X FF 91 1-2 ① G1		C FF 93 F CH 85 F FF 94 B CU 81 S CU 80 1-3 ① K		B CU 78 S SI 89 X SI 88 1-1 ② F8 2-3		B FF 97 B FF 98 B FF 98 C FF 96 X FF 97 3-1 HR		4	1	1	1	0	1	2
14 Gaby Sanchez, R (1, 3) OBP: 0.286, SLG: 0.344 53 James McDonald, L (6, 1) OBP: 0.263, SLG: 0.143 57 Bryan Morris, L (6, 1) 41 Hisanori Takahashi, L (7, 1) 7 Alex Presley, L (8, PH) OBP: 0.283, SLG: 0.397 61 Justin Wilson, L (8, 1)		C SL 79 S FF 91 B SL 78 S SL 81 1-3 ② K		C CU 76 B CU 80 X FF 95 1-1 ② L9		B CU 77 B CU 76 D CU 76 C FF 89 B CU 79 4-1 1-2 BB		C FF 98 F CH 87 F FF 96 X SL 85 0-2 ③ G4-3		2 0 0 0 1 0	0 0 0 0 0 0	0 0 0 0 0 0	0 0 0 0 0 0	1 0 0 0 0 0	1 0 0 0 0 0	0 0 0 0 0 0
24 Pedro Alvarez, L (1, 5) OBP: 0.320, SLG: 0.476		F FF 90 S CH 80 B FF 92 F FF 92 F SL 76 B CH 80 X CH 80 2-2 2 1B 55 BB 1B		X FF 95 0-0 ③ G6-3		S CU 79 S CU 80 S CU 81 0-3 ③ K			B FF 95 C FF 94 S SI 94 F FS 88 T FF 95 1-2 ① K	4	0	1	0	0	2	3
55 Michael McKenry, R (1, 2) OBP: 0.329, SLG: 0.475		C SL 74 B SL 76 D SL 76 C SL 75 F FF 91 B FF 92 B SL 77 4-2 2 1B 1-2 BB	B FF 93 X FF 93 1-0 ① F8			C FF 91 S CU 70 S SL 80 0-3 ① K			C FF 94 B FS 88 F FF 95 B SI 93 F SI 93 F FF 95 F SI 93 F FF 95 F FS 88 3-2 B FF 86 X SI 94 2 L5-3 1B	3	0	1	0	1	1	0
2 Brock Holt, L (1, 4) OBP: 0.338, SLG: 0.367		C FF 93 C FF 93 F CU 81 X FF 93 0-2 1-2 2-3 1B	C FF 93 B CH 86 B CH 86 F FF 95 F FF 96 F FF 96 F CU 81 F FF 95 F FF 96 2-2 X CU 78 ② G4-3			X FF 91 0-0 E1			C FF 94 D SI 92 T SI 92 X FS 87 1-2 ②③ L5-3 1-1	4	0	1	0	0	0	1
49 Jeff Locke, L (1, 1) OBP: 0.125, SLG: 0.125 31 Jose Tabata, R (6, 9) OBP: 0.312, SLG: 0.347		C FF 94 B FF 94 S FF 93 S FF 95 1-3 ③ K	C FF 95 C CU 78 B FF 94 S FF 95 1-3 ③ K			B CU 70 C SL 80 D CU 70 F FF 91 F CU 72 S SL 79 2-3 ② K				2 1	0 0	0 0	0 0	0 0	2 1	3 1
Inning Stats	R: 0 E: 0 K: 0 S: 6 H: 0 LOB: 0 BB: 0 P: 11	R: 0 E: 0 K: 2 S: 21 H: 2 LOB: 3 BB: 1 P: 30	R: 0 E: 0 K: 1 S: 8 H: 1 LOB: 0 BB: 0 P: 10	R: 0 E: 0 K: 1 S: 7 H: 0 LOB: 0 BB: 0 P: 9	R: 0 E: 0 K: 1 S: 12 H: 0 LOB: 0 BB: 0 P: 16	R: 0 E: 0 K: 1 S: 10 H: 2 LOB: 3 BB: 1 P: 17	R: 0 E: 1 K: 3 S: 11 H: 0 LOB: 1 BB: 0 P: 13	R: 1 E: 0 K: 2 S: 12 H: 1 LOB: 0 BB: 0 P: 18	R: 0 E: 0 K: 1 S: 15 H: 1 LOB: 0 BB: 0 P: 20	1B: 6 2B: 1 3B: 0 HR: 1 SF: 0 SAC: 0 DP: 1 HBP: 0						

PITCHER		IP	WLS	BF	H	R	ER	SO	BB	IBB	HBP	BLK	WP	HR	S	P	ERA	WHIP
31 Edgar Gonzalez, R ERA: 3.94	(1, 1)	1.2		7	1	0	0	1	1	0	0	0	0	0	20	33	0.00	1.200
43 Fernando Rodriguez Jr., R ERA: 5.46	(2, 1)	3.1	W	11	2	0	0	4	0	0	0	0	0	0	34	43	0.00	0.600
67 Jose Valdez, R ERA: 2.08	(6, 1)	0.1	H	3	2	0	0	0	0	0	0	0	0	0	4	6	0.00	6.000
63 Xavier Cedeño, L ERA: 4.03	(6, 1)	0.2	H	3	0	0	0	1	1	0	0	0	0	0	6	11	0.00	1.500
65 Mickey Storey, R ERA: 4.21	(7, 1)	1.0		4	0	0	0	3	0	0	0	0	0	0	11	13	0.00	0.000

PITCHER		IP	WLS	BF	H	R	ER	SO	BB	IBB	HBP	BLK	WP	HR	S	P	ERA	WHIP
55 Rhiner Cruz, R ERA: 6.32	(8, 1)	1.0		4	1	1	1	2	0	0	0	0	0	1	12	18	9.00	1.000
59 Wilton Lopez, R ERA: 2.2	(9, 1)	1.0		3	1	0	0	1	0	0	0	0	0	0	15	20	0.00	1.000

TOP

Pittsburgh Pirates @ Houston Astros

Minute Maid Park, Houston, TX

Fri Sep 21 2012, 7:09 PM - 10:33 PM CDT

Att. 17,093 - Clear - 84 F

livebaseballscorecards.com

AB	33
R	1
H	7
RBI	1
BB	2
SO	12
LOB	14

Batter	1	2	3	4	5	6	7	8	9	AB	R	H	RBI	BB	SO	LOB
27 Jose Altuve, R (1, 4) OBP: 0.340, SLG: 0.395	C SI 91 B SI 92 S KC 82 S KC 83 1-3 ① K		X KC 80 0-0 30 S 2B		B SI 90 B SI 90 X SI 90 2-0 ② G6-3	S FC 89 F FC 89 H CU 83 1-2 1-2 2-3 3-H HBP		B FF 94 C FF 90 F SI 95 S CU 79 1-3 ② K 1-2		4	0	1	1	0	2	1
2 Brandon Barnes, R (1, 8) OBP: 0.272, SLG: 0.303	S SI 92 F SI 92 F KC 84 X KC 83 0-2 44 BB 4 HR 1B		L SI 91 C SI 92 B SI 93 F SI 93 F KC 84 S CH 81 1-3 ① K		B SI 91 B CH 83 F SI 92 B SI 92 C SI 91 B CH 82 4-2 BB	F FF 94 S FF 94 D FC 88 S FC 88 1-3 ② K		C FF 96 B FC 89 B FF 94 B FF 94 F FF 94 B FF 94 4-2 BB		3	1	1	0	2	2	4
30 Matt Dominguez, R (1, 5) OBP: 0.317, SLG: 0.494	C SI 92 C SI 91 X SI 89 0-2 ② F9		D KC 82 C KC 82 X SI 92 1-1 ② P6 2-3		1 SAFE B SI 91 X SI 92 1-0 ③ F8	B FF 94 F FC 89 F FC 90 D FC 89 X FF 94 2-2 ③ G6-3		B SI 94 F FF 90 D FF 91 X FF 94 2-1 ③ F8		5	0	0	0	0	0	8
44 Justin Maxwell, R (1, 9) OBP: 0.317, SLG: 0.477 (7, 7)	1 SAFE B SI 91 B KC 82 B SI 93 B SI 92 4-0 4 HR 1-2 BB		B SI 91 C SI 92 D KC 84 D KC 83 B SI 92 4-1 BB			B FF 91 B FF 91 X FF 91 2-0 HR B FF 89 F FF 89 B FF 90 B CH 82 C SI 90 F FF 91 X CH 82 3-2 ① G6-3				2	2	1	1	2	0	0
4 Jed Lowrie, S (1, 6) OBP: 0.343, SLG: 0.455 9 Marwin Gonzalez, S (8, 6) OBP: 0.278, SLG: 0.325	C SI 92 B CH 83 D CH 82 X SI 91 2-1 1-H 2-H HR		B SI 91 B SI 91 B CH 81 C SI 91 C CH 82 F KC 82 S KC 83 3-3 ③ K			B FF 92 S SL 80 H SL 81 2-1 29 3B HBP X FF 89 0-0 ② G6-3				3 0	2 0	1 0	3 0	0 0	1 0	2 0
29 Brett Wallace, L (1, 3) OBP: 0.329, SLG: 0.449	X SI 92 0-0 ③ G3			X SI 90 0-0 ① P4		B FF 91 X FF 90 1-0 1-H 27 HBP 3B B FF 90 F FF 90 C SL 78 X SL 79 1-2 HR				4	2	2	2	0	0	0
14 J.D. Martinez, R (1, 7) OBP: 0.311, SLG: 0.375 19 Brian Bogusevic, L (6, PH) OBP: 0.294, SLG: 0.293 (7, 9)		B SI 92 B CH 81 C SI 90 F SI 90 F SI 93 F SI 92 S KC 83 2-3 ① K		F SI 91 F SI 91 B SI 90 B SI 90 F SI 92 S KC 84 2-3 ② K		B CU 75 C FF 92 B CU 77 B CU 75 F FF 92 F FF 92 B SL 79 4-2 27 HBP 46 S BB B SI 89 F FF 89 X FF 89 1-1 ③ L8			2 1	0 0	0 0	0 0	0 1	2 0	0 0
18 Chris Snyder, R (1, 2) OBP: 0.302, SLG: 0.316		C SI 92 B KC 84 X SI 94 1-1 ② F8		C SI 92 C SI 92 B KC 84 B SI 93 C KC 85 2-3 ③ K		F FF 96 1 SAFE P PO 92 S FC 89 S FC 91 1-3 ① K		B FF 96 C FF 96 B FF 92 B FF 96 B FF 96 4-1 27 WP BB		3	0	0	0	1	2	2
31 Edgar Gonzalez, R (1, 1) 43 Fernando Rodriguez Jr., R (2, 1) 13 Brandon Laird, R (5, PH) AB FOR MELANCON 67 Jose Valdez, R (8, 1) 63 Xavier Cedeño, L (8, 1) 46 Scott Moore, L (6, PH) AB FOR WILSON 65 Mickey Storey, R (7, 1) 55 Rhiner Cruz, R (8, 1) 16 Matt Downs, R (6, PH) AB FOR CRUZ, JR. 59 Wilton Lopez, R (8, 1)		C SI 90 C SI 93 B SI 93 C SI 92 1-3 ③ K		C SI 90 S KC 82 B KC 84 C SI 91 1-3 ① K		B FF 95 1 SAFE F FF 95 S FC 89 D FC 89 B FC 89 B FC 90 4-2 27 HBP 1-2 BB		T FF 96 F FF 96 F FF 96 C FF 96 0-3 ① K		0 1 1 0 0 0 0 0 0 1 0	0 0 0 0 0 0 0 0 0 0 0	0 0 0 0 0 0 0 0 0 0 0	0 0 0 0 0 1 0 0 0 0 0	0 0 0 0 0 0 0 0 0 0 0	0 0 0 0 0 0 0 0 0 1 0	0 0 0 0 0 0 0 0 0 1 0
Inning Stats	R: 3 E: 0 K: 1 S: 13 H: 2 LOB: 0 BB: 1 P: 20	R: 0 E: 0 K: 2 S: 10 H: 0 LOB: 0 BB: 0 P: 14	R: 0 E: 0 K: 2 S: 13 H: 1 LOB: 2 BB: 1 P: 22	R: 0 E: 0 K: 2 S: 8 H: 0 LOB: 0 BB: 0 P: 12	R: 0 E: 0 K: 1 S: 7 H: 0 LOB: 1 BB: 1 P: 15	R: 3 E: 0 K: 2 S: 20 H: 2 LOB: 3 BB: 2 P: 37	R: 1 E: 0 K: 0 S: 10 H: 1 LOB: 0 BB: 0 P: 15	R: 0 E: 0 K: 2 S: 12 H: 0 LOB: 2 BB: 2 P: 23		1B: 1 2B: 1 3B: 1 HR: 3	SF: 0 SAC: 0 DP: 0 HBP: 2			WP: 1 PB: 0 SB: 2 CS: 0	PA: 39	

PITCHER		IP	WLS	BF	H	R	ER	SO	BB	IBB	HBP	BLK	WP	HR	S	P	ERA	WHIP
49 Jeff Locke, L ERA: 5.47	(1, 1)	5.0	L	21	3	3	3	8	3	0	0	0	0	1	51	83	5.40	1.200
53 James McDonald, R ERA: 4.21	(6, 1)	0.0		4	2	3	3	0	1	0	1	0	0	1	6	15	∞	∞
57 Bryan Morris, R ERA: 3.0	(6, 1)	1.0		5	0	0	0	2	1	0	1	0	0	0	14	22	0.00	1.000
41 Hisanori Takahashi, L ERA: 5.89	(7, 1)	1.0		4	1	1	1	0	0	0	0	0	0	1	10	15	9.00	1.000
61 Justin Wilson, L ERA: 2.7	(8, 1)	1.0		5	0	0	0	2	2	0	0	0	1	0	12	23	0.00	2.000

PITCHER	IP	WLS	BF	H	R	ER	SO	BB	IBB	HBP	BLK	WP	HR	S	P	ERA	WHIP

BOTTOM

Pittsburgh Pirates @ Houston Astros

Minute Maid Park, Houston, TX

Fri Sep 21 2012, 7:09 PM - 10:33 PM CDT

Att. 17,093 - Clear - 84 F

livebaseballscorecards.com

AB	30
R	7
H	6
RBI	7
BB	7
SO	12
LOB	18

Batter	1	2	3	4	5	6	7	8	9	AB	R	H	RBI	BB	SO	LOB
6 Starling Marte, R (1, 7) OBP: 0.293, SLG: 0.418	B SI 87 X FC 83 1-0 22 G5-4-3 18 1B 1B		C CU 74 B FF 86 X SI 90 1-1 ② G4-3		B CU 72 C CU 73 B FF 89 X CU 72 2-1 ③ G6-3			S SL 86 B SL 86 X SL 88 1-1 ③ G6-3		4	0	1	0	0	0	0
18 Neil Walker, S (1, 4) OBP: 0.339, SLG: 0.424	B SI 88 1 SAFE X SI 87 1-0 22 G5-4-3 1-2 1B		B SI 89 B FC 85 X SI 87 2-0 ③ G4-3			C FC 83 B FF 88 C SI 89 F FC 84 S SI 89 1-3 ① K			S FF 93 S FF 94 B SI 94 X FS 86 1-2 ① L8	4	0	1	0	0	1	0
22 Andrew McCutchen, R (1, 8) OBP: 0.405, SLG: 0.563	C SI 88 B SI 88 D SI 88 X SI 89 2-1 ① ② G5-4-3 1-2f 2-3			C SI 87 B SI 86 F SI 87 F FC 86 X FC 85 1-2 ① F7		B SI 88 C SI 87 C FC 84 X FC 85 1-2 ② F8			B FF 95 B FF 94 C FF 94 S FF 95 F FF 95 F FF 94 F SI 93 X FF 95 2-2 ② G6-3	4	0	0	0	0	0	2
46 Garrett Jones, L (1, 9) OBP: 0.317, SLG: 0.511	S CU 73 F FF 89 B SI 90 B CU 71 B CU 73 F SI 89 S FC 84 3-3 ③ K			F FC 84 B FF 90 S CU 73 B SI 91 B CU 73 F SI 90 F FC 86 B SI 90 4-2 14 FC6-4 BB		F FF 89 F CU 73 B CU 74 S FC 85 1-3 ③ K			C FS 85 B FS 88 S FF 95 F FF 95 F FF 95 X FF 96 1-2 ③ F8	3	0	0	0	1	2	1
14 Gaby Sanchez, R (1, 3) OBP: 0.286, SLG: 0.355		C SI 86 X CH 75 0-1 HR	C CU 74 B SI 89 X SI 89 1-1 ② FC6-4 24 1B 1-2f				B SI 87 X SI 87 1-0 ① L7			3	1	1	1	0	0	1
24 Pedro Alvarez, L (1, 5) OBP: 0.320, SLG: 0.475		B FC 84 C FF 88 X FC 83 1-1 ① F8	C SI 90 S FC 85 1 SAFE D CU 75 F FC 85 1 SAFE X SI 90 1-2 55 FC6-4 1B				F FC 86 X SI 85 0-1 ② G1-3			3	0	1	0	0	0	0
55 Michael McKenry, R (1, 2) OBP: 0.325, SLG: 0.469		C SI 88 X SI 90 0-1 ② G3-1	B SI 89 B CH 78 X SI 90 2-0 ③ FC6-4 1-2f				F SI 89 F FC 84 X SI 90 0-2 ③ G6-3			3	0	0	0	0	0	2
12 Clint Barmes, R (1, 6) OBP: 0.264, SLG: 0.324		B SI 88 F FC 83 X CH 76 1-1 ③ G6-3			B FC 82 C SI 87 F SI 87 S FC 84 1-3 ① K			C FF 93 B SL 84 F FF 93 S SL 88 1-3 K 7 G4-6-3		3	0	0	0	0	2	0
29 Kevin Correia, R (1, 1) OBP: 0.116, SLG: 0.116 44 Tony Watson, L (7, 1) 7 Alex Presley, L (8, PH) OBP: 0.282, SLG: 0.395 52 Joel Hanrahan, R (8, 1)			C FF 86 F FF 88 F SI 89 C FC 84 0-3 ① K		B FF 88 C FF 87 X FC 83 1-1 ② F7			B FF 93 B FF 94 B FF 94 C FF 93 C FF 93 X FF 94 3-2 ① ② G4-6-3 1-2f		2 0 1 0	0 0 0 0	0 0 0 0	0 0 0 0	1 0 0 0	0 0 0 0	0 0 1 0
Inning Stats	R: 0 E: 0 K: 1 S: 8 H: 2 LOB: 1 BB: 0 P: 15	R: 1 E: 0 K: 0 S: 8 H: 1 LOB: 0 BB: 0 P: 10	R: 0 E: 0 K: 1 S: 7 H: 0 LOB: 0 BB: 0 P: 10	R: 0 E: 0 K: 0 S: 15 H: 1 LOB: 2 BB: 1 P: 24	R: 0 E: 0 K: 1 S: 7 H: 0 LOB: 0 BB: 0 P: 11	R: 0 E: 0 K: 2 S: 10 H: 0 LOB: 0 BB: 0 P: 13	R: 0 E: 0 K: 0 S: 6 H: 0 LOB: 0 BB: 0 P: 7	R: 0 E: 0 K: 1 S: 8 H: 0 LOB: 0 BB: 0 P: 13	R: 0 E: 0 K: 0 S: 14 H: 0 LOB: 0 BB: 0 P: 18	1B: 3 2B: 0 3B: 0 HR: 1 SF: 0 SAC: 0 DP: 2 HBP: 0						

TOP

Pittsburgh Pirates @ Houston Astros

Minute Maid Park, Houston, TX

Sat Sep 22 2012, 6:14 PM - 8:59 PM CDT

Att. 17,185 - Roof Closed - 73 F

livebaseballscorecards.com

AB	30
R	1
H	4
RBI	1
BB	1
SO	6
LOB	7

PITCHER		IP	WLS	BF	H	R	ER	SO	BB	IBB	HBP	BLK	WP	HR	S	P	ERA	WHIP
60 Dallas Keuchel, L ERA: 4.66	(1, 1)	7.0	W	25	4	1	1	5	1	0	0	0	0	1	61	90	1.29	0.714
62 Hector Ambriz, R ERA: 3.6	(8, 1)	1.0	H	3	0	0	0	1	0	0	0	0	1	0	8	13	0.00	0.000
59 Wilton Lopez, R ERA: 2.17	(9, 1)	1.0	S	3	0	0	0	0	0	0	0	0	0	0	14	18	0.00	0.000

PITCHER	IP	WLS	BF	H	R	ER	SO	BB	IBB	HBP	BLK	WP	HR	S	P	ERA	WHIP

BOTTOM

Batter	1	2	3	4	5	6	7	8	9	AB	R	H	RBI	BB	SO	LOB
27 Jose Altuve, R (1, 4) OBP: 0.342, SLG: 0.395	X SI 89 0-0 46 CS 1B		C SI 92 B SL 88 B FF 91 F FC 89 X FC 92 2-2 ① F8		C SI 92 B SI 92 T SL 89 B SL 87 B SI 91 B FF 92 4-2 BB		X SI 95 0-0 ① SH1-3 1-2			2	0	1	0	1	0	0
46 Scott Moore, L (1, 9) OBP: 0.325, SLG: 0.436 2 Brandon Barnes, R (7, PH) OBP: 0.268, SLG: 0.299 (8, 8)	B SI 89 B SI 91 X SI 90 2-0 ① 29 WP 29 1B 1-2 2B		B FC 90 C SL 88 F CH 87 B SL 90 B FF 93 C SL 88 3-3 ② K		B SL 90 D CH 86 S CH 85 F FF 91 D CU 79 S CH 85 3-3 ③ K		C SI 95 B SI 95 T SI 95 2 SAFE S SL 87 1-3 ② K 2-3			3 1	1 0	1 0	0 0	0 0	2 1	2 2
29 Brett Wallace, L (1, 3) OBP: 0.327, SLG: 0.445	C FC 90 B SL 89 B CH 87 D CH 86 X SL 88 3-1 2-H 1B		X CH 87 0-0 ③ G3			B SI 91 F CH 85 F SL 89 B CH 84 S FF 85 2-3 ① K	S SI 95 B SI 95 S SI 95 F SL 85 B SI 96 X SL 86 2-2 ③ F7			4	0	1	1	0	1	2
44 Justin Maxwell, R (1, 8) OBP: 0.313, SLG: 0.470 (8, 7)	F SI 91 B SL 89 S SI 90 B FF 90 C SI 92 2-3 ② K			B SL 88 X SL 88 1-0 ① G6-3		B SI 92 S SL 89 C SI 91 F CU 77 S SL 87 1-3 ② K		B FF 95 C FF 95 C FF 96 1-3 ① K		4	0	0	0	0	3	1
21 Fernando Martinez, L (1, 7) OBP: 0.282, SLG: 0.404 62 Hector Ambriz, L (8, 1) 38 Jimmy Paredes, S (8, PH) OBP: 0.254, SLG: 0.250 59 Wilton Lopez, R (9, 1)	C SI 92 S CH 85 T SL 87 0-2 ③ K			C SI 91 F CH 86 F FF 92 T SL 86 0-2 ② K		F CH 85 B FF 92 B SL 89 B CH 86 X SL 87 3-1 ③ F8		B FF 95 X FF 95 1-0 ② F8		3 0 0 1 0	0 0 0 0 0	0 0 0 0 0	0 0 0 0 0	0 0 0 0 0	2 0 0 0 0	1 0 0 0 0
4 Jed Lowrie, S (1, 6) OBP: 0.343, SLG: 0.453 23 Tyler Greene, R (7, PR) OBP: 0.273, SLG: 0.395 (8, 6)		B SI 89 F SL 88 F CH 87 S CU 75 1-3 ① K2-3		B CH 87 C SL 89 X CU 76 1-1 ③ L5			X FF 90 0-0 30 E 15 HR 1B	F FF 96 B SL 85 X FF 95 1-1 30 E 30 S 1B		3 1	0 1	1 1	0 0	0 0	1 0	0 0
30 Matt Dominguez, R (1, 5) OBP: 0.314, SLG: 0.482		C SL 89 B FF 92 F FF 91 X CU 76 1-2 1B			C SI 92 F SI 91 B FF 91 X SL 87 1-2 ① G3-1		F FF 90 X SL 88 0-1 FC6 15 HR 1-2	F FF 96 B SL 87 S FF 96 D SL 87 S SL 88 2-3 ③ K 1-3		4	1	1	0	0	1	2
15 Jason Castro, L (1, 2) OBP: 0.344, SLG: 0.383		C SL 88 B FF 91 F CH 84 S CH 86 1-3 ② K			X SL 91 0-0 60 G4-3 1B		B SI 90 L SI 89 B SL 88 X CH 85 2-1 1-H 2-H HR			3	1	2	3	0	1	1
60 Dallas Keuchel, L (1, 1) OBP: 0.136, SLG: 0.100 19 Brian Bogusevic, L (7, PH) OBP: 0.296, SLG: 0.293 (8, 9)		B SI 90 B SI 90 C FF 91 X SI 90 2-1 ③ G6-3			C SI 90 B FF 91 B SI 90 X SI 90 2-1 ② G4-3 1-2		B SL 84 S SI 95 B SI 95 C SI 95 F SL 86 B SI 95 F SI 95 B SI 95 4-2 2 E 27 SH1-3 BB			2 0	0 0	0 0	0 0	0 1	0 0	2 0
Inning Stats	R: 1 E: 0 K: 2 S: 10 H: 3 LOB: 1 BB: 0 P: 17	R: 0 E: 0 K: 2 S: 11 H: 1 LOB: 1 BB: 0 P: 16	R: 0 E: 0 K: 1 S: 7 H: 0 LOB: 0 BB: 0 P: 12	R: 0 E: 0 K: 1 S: 7 H: 0 LOB: 0 BB: 0 P: 9	R: 0 E: 0 K: 1 S: 11 H: 1 LOB: 2 BB: 1 P: 21	R: 0 E: 0 K: 2 S: 9 H: 0 LOB: 0 BB: 0 P: 15	R: 3 E: 2 K: 1 S: 17 H: 2 LOB: 2 BB: 1 P: 26	R: 0 E: 0 K: 2 S: 9 H: 1 LOB: 1 BB: 0 P: 14		1B: 6 2B: 1 3B: 0 HR: 1 SF: 0 SAC: 1 DP: 0 HBP: 0				WP: 1 PB: 0 SB: 1 CS: 1 PA: 34		

PITCHER		IP	WLS	BF	H	R	ER	SO	BB	IBB	HBP	BLK	WP	HR	S	P	ERA	WHIP
29 Kevin Correia, R ERA: 4.11	(1, 1)	6.0	L	26	7	4	3	9	1	0	0	0	1	1	60	97	4.50	1.333
44 Tony Watson, L ERA: 3.65	(7, 1)	1.0		4	0	0	0	1	1	0	0	0	0	0	12	19	0.00	1.000
52 Joel Hanrahan, R ERA: 2.54	(8, 1)	1.0		4	1	0	0	2	0	0	0	0	0	0	9	14	0.00	1.000

PITCHER	IP	WLS	BF	H	R	ER	SO	BB	IBB	HBP	BLK	WP	HR	S	P	ERA	WHIP

Pittsburgh Pirates @ Houston Astros

Minute Maid Park, Houston, TX

Sat Sep 22 2012, 6:14 PM - 8:59 PM CDT

Att. 17,185 - Roof Closed - 73 F

livebaseballscorecards.com

AB	31
R	4
H	8
RBI	4
BB	2
SO	12
LOB	13

Batter	1	2	3	4	5	6	7	8	9	AB	R	H	RBI	BB	SO	LOB
7 Alex Presley, L (1, 7) OBP: 0.283, SLG: 0.401	C FF 92 B SI 93 X CH 83 1-1 ① L1		B SI 92 F SI 92 B CU 78 F SI 91 X SI 92 2-2 ② F7		B FF 91 2-1 F FF 91 C SI 91 X FF 91 .5 1B 14 HBP 1B C FF 90 D CU 72 X CU 73 1-1 ③ G1-3		C SI 89 X CH 84 0-1 3B	B FF 95 B FF 94 X FF 94 2-0 ③ FC4-6 1-2f		6	1	2	0	0	0	6
5 Josh Harrison, R (1, 4) OBP: 0.285, SLG: 0.362	C FF 93 F FF 94 B CU 83 B CU 80 F FF 94 S SL 87 2-3 ② K2-3		B FF 93 F FF 92 B CU 80 F FF 92 X FF 93 2-2 2-3 1B		P PO 82 1 SAFE 1 SAFE B FF 92 1 SAFE C FF 91 1 SAFE X FF 93 2-1 14 HBP 22 BB 31 BB 1-3 1B	C FF 91 C SU 71 B SL 80 B SL 80 B CU 73 X FF 90 3-2 22 2B 1B	B SI 90 B SI 90 X CH 90 2-0 ③ F9		C FF 95 F SL 83 B SL 85 F FF 97 B SL 85 B SL 84 X FF 98 3-2 22 FC6-4 1B	6	2	4	0	0	1	1
22 Andrew McCutchen, R (1, 8) OBP: 0.406, SLG: 0.564 32 Chad Qualls, R (9, 1)	C CU 80 F FF 94 B CU 82 X CU 81 1-2 1B		X CU 81 0-0 ③ L8		C FF 93 F FF 91 B FF 94 F FF 92 B FF 91 F FF 94 B CU 82 F FF 92 1 SAFE 4-2 B FF 93 31 BB 14 HBP 12 1B 1-2 BB	C FF 91 C CU 71 B FF 90 F CU 72 P PO 84 X SL 80 2-2 14 G3 1-H 2B		B FF 88 B FF 87 C FF 88 B FF 87 C FF 88 C FF 88 3-3 ①	C SL 84 C SL 84 F FF 97 X SL 84 0-2 ① FC6-4 31 FC5 14 1B 1-2f	5 0	1 0	2 0	1 0	1 0	1 0	3 0
46 Garrett Jones, L (1, 3) OBP: 0.317, SLG: 0.511 14 Gaby Sanchez, R (5, PH) OBP: 0.292, SLG: 0.362 (5, 3)	1 SAFE X SI 92 0-0 ③ G6-3			C SI 91 B FF 91 B SI 90 X SI 92 2-1 26 FC6 12 1B 1B	F FF 91 B FF 91 H SL 83 2-1 12 1B 31 BB 26 1B 1-2 2-3 3-H HBP	B SI 89 F CU 80 F SI 90 B SI 89 F CU 82 X SI 90 2-2 ① G3 2-3		B SL 76 B SI 87 B FF 88 C FF 88 X FF 88 3-1 24 1B 2B	D FF 96 B FF 97 S FF 96 F FF 98 B SL 84 F FF 97 X FF 96 3-2 1-2 31 FC5 1B	2 3	0 2	1 2	0 1	0 0	0 1	1 1
24 Pedro Alvarez, L (1, 5) OBP: 0.320, SLG: 0.473		F FF 92 B CH 81 B FF 91 F SI 92 S FF 91 2-3 ① K		B CU 78 F FF 91 B CU 78 F SI 91 F SI 93 S CU 81 2-3 ① K	B SL 83 S FF 91 F SL 83 F SL 84 D SL 86 B FF 91 F SL 84 C FF 92 3-3 ① K	I IN 50 I IN 54 I I IN 55 4-0 IBB		X SL 76 0-0 31 1B 2-H 1B	F FF 97 F CH 86 B FF 97 C SL 84 1-3 ② K	5	1	1	1	1	4	6
23 Travis Snider, L (1, 9) OBP: 0.318, SLG: 0.386 31 Jose Tabata, R (5, PH) OBP: 0.314, SLG: 0.347 (5, 9)		B FF 92 C SI 92 B CU 80 F SI 92 B FF 93 C FF 92 3-3 ② K		C SI 92 D SI 92 F SL 87 X FF 92 1-2 ② F7	B SL 79 B SL 79 B FF 90 B FF 90 4-0 26 1B 12 1B 1-2 2-3 3-H BB	C SI 90 S CH 90 B CH 89 B SI 90 F SI 89 F CH 90 F CU 80 F SI 90 C SI 92 2-3 ② K		X FF 87 0-0 26 1B 34 1B 2-H 1B	F FF 97 C SL 84 X SL 84 0-2 ③ FC5 1-2 2-3f	2 3	0 1	0 1	0 2	0 1	1 1	1 4
12 Clint Barmes, R (1, 6) OBP: 0.266, SLG: 0.325		X SL 86 0-0 ③ F8		B FF 92 F SI 92 X SL 86 1-1 26 FC6 1-2 1B	C SL 80 S SL 80 X SL 79 0-2 26 1B 1-2 2-3 3-H 1B	F CU 80 C CH 90 S CU 82 0-3 ③ K		D SL 77 F FF 87 B SL 76 X FF 86 2-1 ② P4		5	0	2	1	0	1	3
26 Rod Barajas, R (1, 2) OBP: 0.282, SLG: 0.334			B FF 93 X SL 85 1-0 E6 5 1B 34 SH3-4	X FF 93 0-0 FC6 1-2 2-3	C SL 79 X CU 70 0-1 1-2 2-3 3-H 1B		X CH 90 0-0 ① G5-3	X SI 86 0-0 34 1B 1-3 1B		5	0	2	1	0	0	2
34 A.J. Burnett, R (1, 1) OBP: 0.111, SLG: 0.067 6 Starling Marte, R (9, 8) OBP: 0.293, SLG: 0.418			X FF 90 0-0 ① SH3-4 1-2	F FF 94 B FF 94 B FF 94 X FF 93 2-1 ③ G6-3	C FF 91 S FF 90 S SL 81 0-3 ② K		C SI 90 B CU 79 X SI 90 1-1 ② G4-3	B FF 88 C FF 88 X FF 88 1-1 7 FC4-6 1-2 3-H 1B		4 0	0 0	1 0	1 0	0 0	1 0	6 0
Inning Stats	R: 0 H: 1 E: 0 LOB: 1 K: 1 BB: 0 S: 10 P: 14	R: 0 H: 0 E: 0 LOB: 0 K: 2 BB: 0 S: 7 P: 12	R: 0 H: 1 E: 1 LOB: 2 K: 0 BB: 0 S: 9 P: 14	R: 0 H: 2 E: 0 LOB: 3 K: 1 BB: 0 S: 14 P: 22	R: 4 H: 4 E: 0 LOB: 3 K: 2 BB: 2 S: 26 P: 43	R: 1 H: 2 E: 0 LOB: 2 K: 2 BB: 1 S: 22 P: 34	R: 0 H: 1 E: 0 LOB: 1 K: 0 BB: 0 S: 6 P: 9	R: 3 H: 5 E: 0 LOB: 2 K: 1 BB: 0 S: 13 P: 24	R: 0 H: 2 E: 0 LOB: 2 K: 1 BB: 0 S: 18 P: 25	1B: 15 SF: 0 2B: 2 SAC: 1 3B: 1 DP: 0 HR: 0 HBP: 1						WP: 0 PA: 51 PB: 0 SB: 0 CS: 0	

PITCHER		IP	WLS	BF	H	R	ER	SO	BB	IBB	HBP	BLK	WP	HR	S	P	ERA	WHIP
18 Jordan Lyles, R ERA: 5.44	(1, 1)	4.0	L	21	6	3	3	4	1	0	0	0	0	0	50	79	6.75	1.750
53 Wesley Wright, L ERA: 3.31	(5, 1)	0.1		2	0	0	0	1	0	0	1	0	0	0	6	11	0.00	0.000
65 Mickey Storey, R ERA: 4.44	(5, 1)	0.2		7	4	2	2	1	1	0	0	0	0	0	18	27	27.00	7.500
28 C.J. Fick, R ERA: 4.57	(6, 1)	2.0		8	1	0	0	2	0	1	0	0	0	0	20	31	0.00	0.500
66 Enerio Del Rosario, R ERA: 10.06	(8, 1)	0.2		7	5	3	3	1	0	0	0	0	0	0	12	21	40.50	7.500

PITCHER		IP	WLS	BF	H	R	ER	SO	BB	IBB	HBP	BLK	WP	HR	S	P	ERA	WHIP
55 Rhiner Cruz, R ERA: 6.17	(8, 1)	1.1		6	2	0	0	1	0	0	0	0	0	0	19	28	0.00	1.500

TOP

Pittsburgh Pirates @ Houston Astros

Minute Maid Park, Houston, TX

Sun Sep 23 2012, 1:07 PM - 4:33 PM CDT

Att. 15,207 - Roof Closed - 73 F

livebaseballscorecards.com

AB	46
R	8
H	18
RBI	8
BB	3
SO	10
LOB	34

BOTTOM

Batter	1	2	3	4	5	6	7	8	9	AB	R	H	RBI	BB	SO	LOB
27 Jose Altuve, R (1, 4) OBP: 0.342, SLG: 0.394	C FF 91 C KC 82 X KC 82 0-2 ① L9		B FF 92 F FF 92 B FF 93 B FF 92 B FF 92 4-1 46 S 46 1B BB			C SI 91 C KC 79 S KC 81 0-3 ② K		S KC 81 S KC 82 S KC 82 0-3 ② K		1	0	0	0	1	0	0
38 Jimmy Paredes, S (6, PH) OBP: 0.247, SLG: 0.242 (7, 9)										2	0	0	0	0	2	2
46 Scott Moore, L (1, 9) OBP: 0.333, SLG: 0.466 (7, 4)	C SI 93 B FF 92 C SI 92 X SI 92 1-2 2B		B SI 93 1 SAFE 1 SAFE S KC 82 B KC 82 C SI 92 F KC 82 X KC 81 2-2 ③ 1-H 1B			F SI 91 B FF 92 X SI 91 1-1 HR		B KC 81 B FF 92 X FF 92 2-0 ③ F7		4	1	3	1	0	0	2
29 Brett Wallace, L (1, 3) OBP: 0.321, SLG: 0.436	B KC 82 C SI 93 B SI 94 F KC 81 B FF 94 F SI 93 S KC 82 3-3 ② K			S KC 81 S KC 81 C SI 92 0-3 ① K		B KC 80 S KC 81 C KC 81 S KC 82 1-3 ③ K			C SI 94 S SL 87 S SL 88 0-3 ① K2-3	4	0	0	0	0	4	1
21 Fernando Martinez, L (1, 7) OBP: 0.271, SLG: 0.388	S KC 81 S KC 83 B KC 83 F KC 82 B SI 92 X KC 83 2-2 ③ G3-1			C SI 91 B KC 82 F KC 82 B SI 93 S KC 83 2-3 ② K			C KC 80 F KC 81 X KC 80 0-2 ① G6-3		S SI 94 B SL 90 S SI 92 B SI 94 X SI 92 3-2 ② G3-1	4	0	0	0	0	1	1
30 Matt Dominguez, R (1, 5) OBP: 0.303, SLG: 0.465		C FF 92 F FF 91 C KC 82 0-3 ① K		C KC 84 X KC 82 0-1 ③ L4			B KC 82 B FF 92 X SI 92 2-0 ② G6-3		B SI 94 X SI 93 1-0 ③ G3	3	0	0	0	0	1	0
55 Rhiner Cruz, R (8, 1)										0	0	0	0	0	0	0
9 Marwin Gonzalez, S (9, PH) OBP: 0.276, SLG: 0.324										1	0	0	0	0	0	0
23 Tyler Greene, R (1, 6) OBP: 0.270, SLG: 0.391		B FF 91 B FF 92 F SI 93 X FF 92 2-1 ② L8			X CH 88 0-0 ① G6-3		X SI 93 0-0 ③ G5-3			3	0	0	0	0	0	0
18 Chris Snyder, R (1, 2) OBP: 0.298, SLG: 0.312	S SI 92 B KC 81 S KC 82 S KC 82 1-3 ③ K			C FF 90 C FF 90 B KC 81 B KC 83 F FF 91 B KC 82 F SI 92 F FF 92 C SI 92 3-3 ② K				B FF 90 B FF 91 F FF 92 S FF 90 C KC 82 2-3 ① K		3	0	0	0	0	3	0
2 Brandon Barnes, R (1, 8) OBP: 0.262, SLG: 0.291			C SI 91 B KC 80 B FF 92 T FF 92 C SI 93 2-3 ① K		X KC 81 0-0 ③ G5-3			B KC 81 B SI 91 F FF 92 X FF 91 2-1 19 HBP 1B		2	0	0	0	0	1	0
66 Enerio Del Rosario, R (8, 1)										0	0	0	0	0	0	0
13 Brandon Laird, R (8, 5) OBP: 0.381, SLG: 0.526										1	0	1	0	0	0	0
18 Jordan Lyles, R (1, 1) OBP: 0.167, SLG: 0.171			C FF 92 S KC 81 B KC 82 X KC 81 1-2 ② G1-3			B SI 90 X SI 90 1-0 ① F8		C KC 81 S FF 92 H KC 81 1-2 1-2 HBP		1	0	0	0	0	0	0
53 Wesley Wright, R (5, 1)										0	0	0	0	0	0	0
65 Mickey Storey, R (5, 1)										0	0	0	0	0	0	0
28 C.J. Fick, R (6, 1)										0	0	0	0	0	0	0
19 Brian Bogusevic, L (6, 8) OBP: 0.297, SLG: 0.292										1	0	0	0	0	0	0
Inning Stats	R: 0 E: 0 K: 1 S: 14 H: 1 LOB: 1 BB: 0 P: 20	R: 0 E: 0 K: 2 S: 8 H: 0 LOB: 0 BB: 0 P: 11	R: 0 E: 0 K: 1 S: 11 H: 1 LOB: 2 BB: 1 P: 20	R: 0 E: 0 K: 2 S: 8 H: 0 LOB: 0 BB: 0 P: 10	R: 0 E: 0 K: 1 S: 8 H: 0 LOB: 0 BB: 0 P: 11	R: 1 E: 0 K: 2 S: 9 H: 1 LOB: 0 BB: 0 P: 12	R: 0 E: 0 K: 0 S: 5 H: 0 LOB: 0 BB: 0 P: 7	R: 0 E: 0 K: 2 S: 11 H: 1 LOB: 2 BB: 0 P: 18	R: 0 E: 0 K: 1 S: 7 H: 0 LOB: 0 BB: 0 P: 11	1B: 2 2B: 1 3B: 0 HR: 1 SF: 0 SAC: 0 DP: 0 HBP: 1						

PITCHER		IP	WLS	BF	H	R	ER	SO	BB	IBB	HBP	BLK	WP	HR	S	P	ERA	WHIP
34 A.J. Burnett, R ERA: 3.53	(1, 1)	8.0	W	29	4	1	1	11	1	0	1	0	0	1	74	109	1.12	0.625
32 Chad Qualls, R ERA: 5.47	(9, 1)	1.0		3	0	0	0	1	0	0	0	0	0	0	7	11	0.00	0.000

PITCHER	IP	WLS	BF	H	R	ER	SO	BB	IBB	HBP	BLK	WP	HR	S	P	ERA	WHIP

Pittsburgh Pirates @ Houston Astros

Minute Maid Park, Houston, TX

Sun Sep 23 2012, 1:07 PM - 4:33 PM CDT

Att. 15,207 - Roof Closed - 73 F

livebaseballscorecards.com

AB	30
R	1
H	4
RBI	1
BB	1
SO	12
LOB	6

WP: 0 PB: 0 SB: 1 CS: 0 PA: 32

Pittsburgh Pirates @ New York Mets

Citi Field, Flushing, NY

Mon Sep 24 2012, 7:14 PM - 10:26 PM EDT

Att. 22,072 - Partly Cloudy - 64 F

livebaseballscorecards.com

Batter	1	2	3	4	5	6	7	8	9	AB	R	H	RBI	BB	SO	LOB
7 Alex Presley, L (1, 7) OBP: 0.284, SLG: 0.400	B FF 92 B SI 94 C FF 94 F FF 94 B FF 96 F FF 95 (7, 7) X FF 95 3-2 G6-3		B CU 78 B FF 93 C FF 93 F FC 93 X FF 94 2-2 G6-3		S FF 91 X CU 80 0-1 1B		B FF 95 C FF 96 D SL 83 X FF 96 2-1 F9 1-2		C FF 92 B FF 92 S SL 87 X FF 91 1-2 1-H 1B	3	0	1	0	0	0	0
31 Jose Tabata, R (7, PH) OBP: 0.315, SLG: 0.348										2	0	1	1	0	0	1
5 Josh Harrison, R (1, 6) OBP: 0.288, SLG: 0.360	B CU 80 C FF 95 B CU 80 F FF 95 X FF 97 2-2 46 WP 22 S 1B		B CU 82 B FF 94 B FF 94 B FF 93 4-0 22 PB 46 FC4-6-5-2-5 BB		1 SAFE X CH 90 0-0 F9			C SI 95 X SI 95 0-1 G5-3	C SL 88 X FF 89 0-1 G3	4	0	1	0	1	0	2
22 Andrew McCutchen, R (1, 8) OBP: 0.407, SLG: 0.566	C FF 96 1 SAFE F FF 93 B SL 88 B SI 96 B CU 85 S SI 95 3-3 K 1-2		C FF 92 B CH 89 B SI 92 C FF 94 F CU 80 F FF 95 F FC 93 F FF 94 B CU 82 4-2 B CU 78 46 FC4-6-5-2-5 1-2 BB			B FF 94 C SL 79 X FF 94 1-1 G5-3		B FF 96 S SI 95 C SL 84 B SI 95 B SI 96 F SI 96 X SI 96 3-2 46 1B 3B		3	1	1	0	1	1	1
46 Garrett Jones, L (1, 9) OBP: 0.317, SLG: 0.509	B FF 95 C FF 95 S CH 90 B SI 90 B CU 78 S FF 95 3-3 K 2-3		C SI 93 X CU 79 0-1 FC4-6-5-2-5 1-2 2-H			B FF 93 B CH 87 C CH 85 S SL 81 B CH 88 X SL 80 3-2 G4-3		S FF 96 F FF 97 F SL 86 B FF 96 F SL 87 F FF 97 B FF 96 X FF 95 2-2 18 1B 3-H 1B		4	0	1	1	0	1	3
18 Neil Walker, S (1, 4) OBP: 0.342, SLG: 0.426		B SI 91 F FF 93 B FF 94 S FF 94 F FF 95 B SI 90 F FF 94 X FF 94 3-2 24 FC6-4 1B	B CU 76 F SI 91 F FF 92 B CU 81 F CU 80 X FC 93 2-2 G3			C SL 82 B CH 88 B SL 82 S SI 94 F SL 83 B FF 96 B SL 83 4-2 BB		C FF 94 X SL 83 0-1 14 G3-6-1 1-2 1B	3	0	2	0	1	0	0
14 Gaby Sanchez, R (1, 3) OBP: 0.288, SLG: 0.357		F FF 94 F FF 97 1 SAFE C CU 82 0-3 K	F FF 93 B FF 93 B FF 93 X FC 93 2-1 G4-3			B FF 95 F FF 95 F FF 96 D SL 84 B SL 85 X FF 96 3-2 G4-3		B KC 82 F FF 94 X FF 95 1-1 G3-6-1 1-2f		4	0	0	0	0	1	4
24 Pedro Alvarez, L (1, 5) OBP: 0.318, SLG: 0.469		F FF 93 S SI 95 B SI 95 B SI 95 X SI 93 2-2 FC6-4 55 1B 1-2f	X SI 93 0-0 G4-3				C SL 81 B SL 82 B FF 86 X SL 82 2-1 F8		S CH 84 B CH 85 X CH 85 1-1 G6-3	4	0	0	0	0	0	1
55 Michael McKenry, R (1, 2) OBP: 0.328, SLG: 0.467		B CU 80 S FF 95 B SI 96 F FF 94 F CU 82 X FF 95 2-2 1-3 1B	C FC 91 S CU 79 F SI 92 X CU 81 0-2 P4				X FF 86 0-0 P5		C FF 90 S SL 86 B SL 88 B SL 87 B SL 88 F FF 91 B FF 92 4-2 31 DI 31 1B BB	3	1	1	0	1	0	0
60 Kyle McPherson, R (1, 1) 41 Hisanori Takahashi, L (5, 1) Jeff Karstens, R (5, 1) OBP: 0.107, SLG: 0.107 6 Starling Marte, R (7, PH) OBP: 0.292, SLG: 0.418 61 Justin Wilson, L (7, 1) 63 Chris Leroux, L (8, 1) 23 Travis Snider, L (9, PH) OBP: 0.316, SLG: 0.383		F FC 94 B SI 95 C FF 94 F FF 95 C CU 81 1-3 K	C FC 90 C FC 92 B FF 93 F CU 80 F CU 79 X FC 92 1-2 G6-3			B CU 73 B CU 73 B FF 85 B FF 86 4-0 31 S BB		B CH 86 S CH 85 C CH 86 B CH 83 F CH 86 B CH 87 S FF 92 3-3 K	2 0 0 0 0 0 0 1	0 0 0 0 0 0 0 0	0 0 0 0 0 0 0 0	0 0 0 0 1 0 0 0	0 0 0 0 0 0 0 0	1 0 0 0 0 0 0 1	2 0 0 0 0 0 0 1
Inning Stats	R: 0 E: 0 K: 2 S: 13 H: 1 LOB: 1 BB: 0 P: 24	R: 0 E: 0 K: 2 S: 19 H: 2 LOB: 2 BB: 0 P: 27	R: 0 E: 0 K: 0 S: 11 H: 0 LOB: 1 BB: 2 P: 21	R: 0 E: 0 K: 0 S: 7 H: 0 LOB: 0 BB: 0 P: 11	R: 0 E: 0 K: 0 S: 12 H: 1 LOB: 1 BB: 0 P: 13	R: 0 E: 0 K: 0 S: 11 H: 0 LOB: 1 BB: 1 P: 22	R: 0 E: 0 K: 0 S: 5 H: 0 LOB: 1 BB: 1 P: 13	R: 1 E: 0 K: 0 S: 16 H: 3 LOB: 1 BB: 0 P: 22	R: 1 E: 0 K: 1 S: 14 H: 1 LOB: 1 BB: 1 P: 23	1B: 7 2B: 1 3B: 1 HR: 0 SF: 0 SAC: 0 DP: 2 HBP: 0						

PITCHER	IP	WLS	BF	H	R	ER	SO	BB	IBB	HBP	BLK	WP	HR	S	P	ERA	WHIP
32 Jenrry Mejia, R (1, 1) ERA: 4.91	5.0	W	20	4	0	0	4	2	0	0	0	1	0	62	96	0.00	1.200
46 Manny Acosta, R (6, 1) ERA: 6.8	1.0		4	0	0	0	0	1	0	0	0	0	0	11	22	0.00	1.000
45 Justin Hampson, L (7, 1) ERA: 3.38	0.2		3	0	0	0	0	1	0	0	0	0	0	3	9	0.00	1.500
27 Jeurys Familia, R (7, 1) ERA: 11.37	0.2		3	1	1	1	0	0	0	0	0	0	0	8	13	13.50	1.500
73 Robert Carson, L (8, 1) ERA: 4.85	0.0		2	2	0	0	0	0	0	0	0	0	0	8	10	∞	∞

PITCHER	IP	WLS	BF	H	R	ER	SO	BB	IBB	HBP	BLK	WP	HR	S	P	ERA	WHIP
39 Bobby Parnell, R (8, 1) ERA: 2.71	0.2		1	0	0	0	0	0	0	0	0	0	0	2	3	0.00	0.000
52 Ramon E Ramirez, R (9, 1) ERA: 4.28	1.0		5	1	1	1	1	1	0	0	0	0	0	14	23	9.00	2.000

AB	33
R	2
H	8
RBI	2
BB	5
SO	5
LOB	15

WP: 1 PA: 38
PB: 1
SB: 2
CS: 0

Batter	1	2	3	4	5	6	7	8	9	AB	R	H	RBI	BB	SO	LOB
15 Fred Lewis, L (1, 9)	C FF 92 F FF 94 B FF 94 B FF 95 X SI 94 2-2 ① L7		B FF 93 B FF 93 F FF 92 X FF 93 2-1 ② G6-3		B FF 92 X FF 93 1-0 5 1B 29 HR 1-2 1B		B FF 94 B FF 94 B FF 94 C FF 94 S FF 95 S FF 95 3-3 ② K			4	1	1	0	0	1	0
(7, 7)										0	0	0	0	0	0	0
52 Ramon E Ramirez, R (9, 1)																
28 Daniel Murphy, L (1, 4)	F SI 93 B CH 86 X CH 84 1-1 29 S 1B		B SI 91 B FF 94 X FF 91 2-0 ③ F7		B FF 88 C FF 89 X SL 76 1-1 ② F7		B FC 86 B FF 95 X FF 94 2-0 ③ F8			4	0	1	0	0	0	2
5 David Wright, R (1, 5)	1 SAFE C CU 77 C FF 95 B CU 78 X FF 95 1-2 ② F8			B SI 93 S CH 83 B CH 83 F FF 93 F CU 78 B CU 79 B SI 94 4-2 29 HR BB	B SL 76 B SI 89 X CH 81 2-0 29 HR 1-3 2-H 1B			B SL 81 B SL 81 F SI 91 B SI 90 X FF 90 3-1 ① F9		3	2	1	1	1	0	1
29 Ike Davis, L (1, 3)	C CU 77 B CU 78 F CH 86 B FF 95 C CU 79 2-3 ③ K 1-2			B SI 92 1 SAFE B FF 92 B CH 82 C FF 93 X SI 93 3-1 1-H HR	S SI 90 X CH 83 0-1 1-H 3-H HR			B SI 92 B SL 81 C SL 80 X SL 80 2-1 ② L7		4	2	2	5	0	1	1
12 Scott Hairston, R (1, 8)		B FF 93 B FF 94 X FF 93 2-0 ① G4-3		C FF 94 F FF 94 X CU 79 0-2 ① G6-3	B SI 89 B SI 88 F SI 88 X SL 78 2-1 ③ F8			C SI 92 C FF 91 F FF 91 F FF 92 F SL 80 B SL 82 F SL 80 B FF 92 X SL 82 2-2 ③ F7		4	0	0	0	0	0	0
(8, 7)																
21 Lucas Duda, L (1, 7)		C SI 94 B CH 85 F FF 93 B CU 79 X CH 85 2-2 ② F8		B CU 77 C SI 94 F FF 92 X CH 84 2-2 ② G3		C SI 89 C SI 94 B SI 90 B CH 79 C SI 91 2-3 ① K				3	0	0	0	0	1	0
OBP: 0.334, SLG: 0.394																
45 Justin Hampson, L (7, 1)										0	0	0	0	0	0	0
27 Jeurys Familia, R (7, 1)										0	0	0	0	0	0	0
73 Robert Carson, L (8, 1)										0	0	0	0	0	0	0
39 Bobby Parnell, R (8, 1)										0	0	0	0	0	0	0
56 Andres Torres, S (8, 8)										0	0	0	0	0	0	0
OBP: 0.318, SLG: 0.315																
11 Rubén Tejada, R (1, 6)		S FF 95 B FF 95 B CU 78 B FF 94 B SI 94 4-1 BB		C FF 93 B FF 94 F FF 93 F CU 77 B FF 94 F FF 94 F FF 94 X CU 78 2-2 30 CS 1B		B SI 90 F SI 88 X SI 89 1-1 ② G1-3				2	0	1	0	1	0	0
30 Josh Thole, L (1, 2)	C FF 94 1 SAFE X FF 91 0-1 ③ F7			B CH 82 1 SAFE B FF 92 2-0 ③ CS 1-2	B FF 91 F FF 90 B FF 92 B CH 83 B SI 93 4-1 15 1B 5 1B BB		C SI 89 C CH 79 C SI 90 0-3 ③ K			2	1	0	0	1	1	1
32 Jenrry Mejia, R (1, 1)			S FF 90 B FF 93 F FF 92 C CU 77 1-3 ① K		C CU 76 T CU 77 S CU 77 0-3 ① K		B FF 94 C FF 93 S FC 85 S CU 77 1-3 ① K2-3			1	0	0	0	0	1	0
1 Jordany Valdespin, L (5, PH)										1	0	0	0	0	1	1
OBP: 0.282, SLG: 0.424																
46 Manny Acosta, R (6, 1)										0	0	0	0	0	0	0
23 Mike Baxter, L (7, 9)										1	0	0	0	0	1	0
OBP: 0.371, SLG: 0.422																
Inning Stats	R: 0 E: 0 K: 1 S: 11 H: 1 LOB: 1 BB: 0 P: 17	R: 0 E: 0 K: 0 S: 7 H: 0 LOB: 1 BB: 1 P: 15	R: 0 E: 0 K: 1 S: 6 H: 0 LOB: 0 BB: 0 P: 11	R: 2 E: 0 K: 0 S: 17 H: 2 LOB: 0 BB: 1 P: 30	R: 4 E: 0 K: 1 S: 12 H: 3 LOB: 0 BB: 1 P: 22	R: 0 E: 0 K: 2 S: 8 H: 0 LOB: 0 BB: 0 P: 11	R: 0 E: 0 K: 2 S: 7 H: 0 LOB: 0 BB: 0 P: 13	R: 0 E: 0 K: 0 S: 11 H: 0 LOB: 0 BB: 0 P: 18		1B: 4 2B: 0 3B: 0 HR: 2 SF: 0 SAC: 0 DP: 0 HBP: 0						

BOTTOM

Pittsburgh Pirates @ New York Mets

Citi Field, Flushing, NY

Mon Sep 24 2012, 7:14 PM - 10:26 PM EDT

Att. 22,072 - Partly Cloudy - 64 F

livebaseballscorecards.com

AB	29
R	6
H	6
RBI	6
BB	3
SO	7
LOB	6

WP: 0 PA: 33
PB: 0
SB: 1
CS: 1

PITCHER		IP	WLS	BF	H	R	ER	SO	BB	IBB	HBP	BLK	WP	HR	S	P	ERA	WHIP
60 Kyle McPherson, R	(1, 1)	4.1	L	19	4	4	4	3	3	0	0	0	0	1	46	83	8.31	1.615
ERA: 3.54																		
41 Hisanori Takahashi, L	(5, 1)	0.1		1	0	0	0	0	0	0	0	0	0	0	2	3	0.00	0.000
ERA: 5.85																		
Jeff Karstens, R	(5, 1)	1.1		6	2	2	2	2	0	0	0	0	0	1	13	20	13.50	1.500
ERA: 4.0																		
61 Justin Wilson, L	(7, 1)	1.0		3	0	0	0	2	0	0	0	0	0	0	7	13	0.00	0.000
ERA: 2.08																		
63 Chris Leroux, R	(8, 1)	1.0		3	0	0	0	0	0	0	0	0	0	0	11	18	0.00	0.000
ERA: 6.3																		

PITCHER	IP	WLS	BF	H	R	ER	SO	BB	IBB	HBP	BLK	WP	HR	S	P	ERA	WHIP

Pittsburgh Pirates @ New York Mets

Citi Field, Flushing, NY

Tue Sep 25 2012, 7:13 PM - 10:38 PM EDT

Att. 25,286 - Cloudy - 69 F

TOP

livebaseballscorecards.com

Batter	1	2	3	4	5	6	7	8	9	AB	R	H	RBI	BB	SO	LOB
7 Alex Presley, L (1, 7) OBP: 0.285, SLG: 0.403	C FF 89 B CU 72 X SI 90 1-1 ① G4-3	C FF 90 B SI 90 B CH 81 X FF 88 2-1 5 3B 2B 1-3		C FF 85 X CU 74 0-1 ① FC4-6 22 CS 1-2f		C FF 91 F CH 86 B SI 94 B CU 79 F CH 87 B FF 91 X CH 89 3-2 ① F9			C FF 90 X CH 85 0-1 46 HR 1B	5	2	2	0	0	0	1
6 Starling Marte, R (9, 7) OBP: 0.297, SLG: 0.418										0	0	0	0	0	0	0
5 Josh Harrison, R (1, 4) OBP: 0.290, SLG: 0.370	B FF 91 C FF 90 S FC 83 X CU 73 1-2 22 2B 14 FC8-6 1B	B FC 84 S FF 89 X FF 90 1-1 46 E 3B 2-H 3-H		C FF 84 F SL 81 1 SAFE X FF 86 0-2 ② F8		C CU 79 B CU 81 B CU 74 F FF 92 X FF 91 2-2 ② P4			C FF 89 B SL 84 1 SAFE B FF 90 C FF 89 X SL 84 2-2 ① F8	5	2	2	2	0	0	2
22 Andrew McCutchen, R (1, 8) OBP: 0.408, SLG: 0.566	F FF 91 X FC 83 0-1 14 FC8-6 24 HR 2B 1-3	B FF 91 C CU 69 B FF 90 D FC 82 B CU 69 4-1 14 G5-3 46 E BB		C CU 71 C SL 80 D CU 74 1 SAFE 1 SAFE 1-2 ③ CS 1-2	F FF 91 B FF 94 B FF 92 B FF 91 B FF 92 4-1 14 BB 46 1B 24 BB BB	C FF 92 B FF 92 B FF 91 F FF 91 B CU 82 X FF 92 3-2 ③ P3			C SL 86 B FF 90 F FF 91 S FF 91 1-3 ② K	3	2	1	0	2	1	1
46 Garrett Jones, L (1, 9) OBP: 0.320, SLG: 0.515	B CU 71 B CH 83 B SI 92 B SI 91 4-0 14 FC8-6 BB	1 SAFE X CU 72 0-0 E4 14 G5-3 1-2 3-H			B FF 94 C CH 85 X FF 93 1-1 24 BB 14 BB 1-2 1B		C FF 95 S SL 86 F FF 95 B FF 94 X SL 80 1-2 ① F7		X FF 92 0-0 1-H HR	4	1	2	3	1	0	1
52 Joel Hanrahan, R (9, 1)										0	0	0	0	0	0	0
14 Gaby Sanchez, R (1, 3) OBP: 0.287, SLG: 0.352	C FF 91 B FF 91 F CU 72 X CU 72 1-2 ② FC8-6 24 HR 1-2f 2-3 3-H	X FF 84 0-0 ②③ G5-3 1-2 2-3f			B FF 93 F FF 91 B CU 80 B FF 93 T FF 93 B FF 93 4-2 24 BB 1-2 2-3 BB		C FF 91 X SL 86 0-2 ② P5		C SL 84 B FF 93 X FF 92 1-1 ③ F9	4	1	0	1	1	0	4
24 Pedro Alvarez, L (1, 5) OBP: 0.321, SLG: 0.475	B SI 90 F FF 90 B CU 70 B FF 90 X FF 90 3-1 1-H 3-H HR	B FF 85 B FF 86 F SL 81 S SL 81 B CU 74 F SL 81 B FF 86 4-2 12 G6-4-3 BB			B CH 86 B FF 93 B FF 93 B FF 92 4-0 1-2 2-3 3-H BB		C SI 90 X CH 83 0-1 ③ G3			2	1	1	4	2	0	0
12 Clint Barmes, R (1, 6) OBP: 0.263, SLG: 0.322	C CU 70 B CU 72 F FF 89 B FF 91 X CU 70 2-2 ③ P2	X FF 86 0-0 ①② G6-4-3 1-2f			B FF 94 B FF 91 C FF 93 X FF 91 2-1 ① P3			C FF 91 F KC 80 X FF 94 0-2 ① G4-3		4	0	0	0	0	0	4
26 Rod Barajas, R (1, 2) OBP: 0.282, SLG: 0.331		C FF 88 B CU 71 F FF 89 B CU 72 F FF 90 B FF 90 B CU 68 4-2 51 FC3-6 BB	C FF 84 B CH 79 F CU 73 F SL 81 B FF 86 B CH 78 X SL 81 3-2 ③ L7		C FF 93 F CU 80 F FF 94 C FF 95 0-3 ② K			X KC 81 0-0 ② F7		3	0	0	0	1	1	3
51 Wandy Rodriguez, S (1, 1) OBP: 0.113, SLG: 0.068		X FF 87 0-0 ① FC3-6 7 2B 5 3B 1-2f		B FF 84 B FF 86 B FF 85 C FF 85 X FF 86 3-1 7 FC4-6 1B	F FF 94 F FF 93 S FF 95 0-3 ③ K			C FF 97 S KC 84 S FF 95 0-3 ③ K		3	1	1	0	0	1	4
30 Chris Resop, R (7, 1)										0	0	0	0	0	0	0
48 Jared Hughes, R (7, 1)										0	0	0	0	0	0	0
2 Brock Holt, L (8, PH) OBP: 0.333, SLG: 0.361										1	0	0	0	0	1	0
39 Jason Grilli, R (8, 1)										0	0	0	0	0	0	0
31 Jose Tabata, R (9, 9) OBP: 0.315, SLG: 0.348										0	0	0	0	0	0	0
Inning Stats	R: 4 E: 0 K: 0 S: 15 H: 3 LOB: 0 BB: 1 P: 27	R: 3 E: 1 K: 0 S: 11 H: 2 LOB: 1 BB: 2 P: 22	R: 0 E: 0 K: 0 S: 8 H: 0 LOB: 0 BB: 1 P: 15	R: 0 E: 0 K: 0 S: 9 H: 1 LOB: 0 BB: 0 P: 13	R: 1 E: 0 K: 2 S: 14 H: 1 LOB: 3 BB: 3 P: 29	R: 0 E: 0 K: 0 S: 10 H: 0 LOB: 0 BB: 0 P: 18	R: 0 E: 0 K: 0 S: 9 H: 0 LOB: 0 BB: 0 P: 10	R: 0 E: 0 K: 1 S: 7 H: 0 LOB: 0 BB: 0 P: 7	R: 2 E: 0 K: 1 S: 11 H: 2 LOB: 0 BB: 0 P: 15	1B: 4 2B: 2 3B: 1 HR: 2 SF: 0 SAC: 0 DP: 2 HBP: 0						

AB	34
R	10
H	9
RBI	10
BB	7
SO	4
LOB	20

WP: 0 PB: 0 SB: 0 CS: 1 PA: 42

PITCHER		IP	WLS	BF	H	R	ER	SO	BB	IBB	HBP	BLK	WP	HR	S	P	ERA	WHIP
36 Collin McHugh, R ERA: 6.75	(1, 1)	1.1	L	12	5	7	7	0	3	0	0	0	0	1	24	47	47.25	6.000
45 Justin Hampson, L ERA: 2.25	(2, 1)	2.2		8	1	0	0	0	1	0	0	0	0	0	19	30	0.00	0.750
62 Elvin Ramirez, R ERA: 6.27	(5, 1)	2.0		10	1	1	1	2	3	0	0	0	0	0	24	47	4.50	2.000
73 Robert Carson, L ERA: 4.73	(7, 1)	0.1		1	0	0	0	0	0	0	0	0	0	0	4	5	0.00	0.000
52 Ramon E Ramirez, R ERA: 4.23	(7, 1)	0.2		2	0	0	0	0	0	0	0	0	0	0	5	5	0.00	0.000

PITCHER		IP	WLS	BF	H	R	ER	SO	BB	IBB	HBP	BLK	WP	HR	S	P	ERA	WHIP
39 Bobby Parnell, R ERA: 2.67	(8, 1)	1.0		3	0	0	0	1	0	0	0	0	0	0	7	7	0.00	0.000
60 Jon Rauch, R ERA: 3.23	(9, 1)	1.0		5	2	2	2	1	0	0	0	0	0	1	11	15	18.00	2.000

BOTTOM

Pittsburgh Pirates @ New York Mets

Citi Field, Flushing, NY

Tue Sep 25 2012, 7:13 PM - 10:38 PM EDT

Att. 25,286 - Cloudy - 69 F

Batter	1	2	3	4	5	6	7	8	9	AB	R	H	RBI	BB	SO	LOB
11 Rubén Tejada, R (1, 6) OBP: 0.338, SLG: 0.353	B FF 91 C FF 90 B CU 78 X SI 90 2-1 HR 1B	C FF 89 X CU 77 0-1 ③ G5-3			C FF 91 C CU 77 B FF 91 F FF 90 F FF 90 B CU 78 F FF 90 B CU 77 X CU 77 3-2 1B		C SI 93 1 SAFE B SI 93 F SI 94 F SI 95 F FF 94 F SI 94 1 SAFE F CU 80 4-2 B CU 84 D SI 95 F SI 94 B SI 95 1-2 28 G5-3 5 1B BB		F FF 95 B FF 97 B FF 96 F FF 96 B SL 87 X FF 96 3-2 ③ G4-3	4	2	2	0	1	0	0
Justin Turner, R (1, 4) OBP: 0.326, SLG: 0.390 28 Daniel Murphy, L (7, PH) OBP: 0.333, SLG: 0.406 (8, 4) C SI 91 B CU 77 B SI 90 C SI 90 F CU 78 F FF 92 F CU 77 1 SAFE B FF 92 3-2 X FF 91 1-H HR			C FF 89 F CU 76 B FF 90 F CU 79 B FF 89 F CU 78 F CU 78 X CU 77 2-2 ① E4		X CU 77 0-0 ② L9		C SI 93 X SI 94 0-1 ② G5-3 1-2 2-3			3	1	1	2	0	0	1
										1	0	0	0	0	0	2
5 David Wright, R (1, 5) OBP: 0.391, SLG: 0.493	B FF 90 X CH 85 1-0 HR		S FF 89 C CU 78 F FF 89 X FF 90 0-2 ② L5		C CU 77 S FF 91 X FF 91 0-2 ③ F9		B SI 93 B SI 93 C SI 93 B SI 93 S SI 94 X SI 94 3-2 2-H 3-H 1B			4	1	2	3	0	0	1
12 Scott Hairston, R (1, 7) OBP: 0.300, SLG: 0.512	C SI 90 B CU 77 F CU 76 F FF 91 X FF 91 1-2 ① P4		C CU 76 B SI 90 C FF 89 C FF 89 1-3 ③ K			C CU 76 B FF 89 C CU 75 X CU 76 1-2 ① G5-3	1 SAFE C SI 92 X SI 93 0-1 ③ G6-3			4	0	0	0	0	1	1
29 Ike Davis, L (1, 3) OBP: 0.304, SLG: 0.454	B FF 91 C SI 90 B CU 77 S CU 79 B SI 91 F CU 79 B SI 90 4-2 BB			B CU 76 C FF 90 F SI 89 X FF 90 1-2 ① F8		S SI 91 X SI 89 0-1 ② G4-3		B SL 81 S FF 93 S FF 94 B FF 94 S FF 94 2-3 ① K		3	0	0	0	1	1	0
6 Kelly Shoppach, R (1, 2) OBP: 0.313, SLG: 0.436 73 Robert Carson, L (7, 1) 52 Ramon E Ramirez, R (7, 1) 39 Bobby Parnell, R (8, 1) 21 Lucas Duda, L (8, PH) OBP: 0.333, SLG: 0.393 60 Jon Rauch, R (9, 1)	F FF 91 B FF 92 S FF 90 B FF 90 S CU 77 2-3 ② K			C CU 76 B FF 91 B FF 91 C CU 77 X CU 79 2-2 ② G6-3		F FF 89 B CU 75 X CU 77 1-1 ③ L5-3		X FF 94 0-0 ② F7		3 0 0 0 0 1 0 0	0 0 0 0 0 0 0 0	0 0 0 0 0 0 0 0	0 0 0 0 0 0 0 0	1 0 0 0 0 0 0 0	1 0 0 0 0 0 0 0	1 0 0 0 0 0 0 0
56 Andres Torres, S (1, 8) OBP: 0.320, SLG: 0.318	C SI 90 F FF 87 B FF 90 F FF 90 F SI 89 X FC 90 1-2 ③ P3			B FF 90 B FF 88 F FF 89 B CU 78 B FF 89 4-1 BB			B SI 92 X SI 91 1-0 1 E 2B	C FF 94 B FF 94 B FF 94 X FF 94 2-1 ③ F7		3	1	1	0	1	0	1
23 Mike Baxter, L (1, 9) OBP: 0.367, SLG: 0.417 62 Elvin Ramirez, R (5, 1) 4 Mike Nickeas, R (7, 2) OBP: 0.248, SLG: 0.236 15 Fred Lewis, L (9, PH) OBP: 0.318, SLG: 0.167		C FF 88 C SI 90 B CU 78 C SI 90 1-3 ① K		C SI 89 1 SAFE X CU 78 0-1 ③ G3			X SI 93 0-0 ① G6-3		B FF 94 C FF 95 C FF 96 F SL 84 F SL 87 B FF 97 F FF 96 T FF 96 2-2 ① K	2 0 1 1	0 0 0 0	0 0 0 0	0 0 0 0	1 0 0 1	0 0 0 0	1 0 1 0
36 Collin McHugh, R (1, 1) 45 Justin Hampson, L (2, 1) 1 Jordany Valdespin, L (5, 9) OBP: 0.283, SLG: 0.422		C FF 90 C FF 91 F FF 90 B CU 76 B CU 77 X FF 91 2-2 ② G4-3			C CU 78 X CU 79 0-1 ① G6-3		F CU 81 C CU 82 X CU 83 0-2 E9 28 G5-3 11 S 5 1B 2-H 1B		B FF 96 B FF 96 C FF 96 F FF 96 S SL 88 2-3 ② K	0 1 3	0 0 1	0 0 1	0 0 0	0 0 1	0 0 0	0 0 0
Inning Stats	R: 3 E: 0 K: 1 S: 24 H: 3 LOB: 1 BB: 1 P: 38	R: 0 E: 0 K: 1 S: 9 H: 0 LOB: 0 BB: 0 P: 12	R: 0 E: 1 K: 1 S: 13 H: 0 LOB: 0 BB: 0 P: 16	R: 0 E: 0 K: 0 S: 9 H: 0 LOB: 1 BB: 1 P: 16	R: 0 E: 0 K: 0 S: 12 H: 1 LOB: 1 BB: 0 P: 15	R: 0 E: 0 K: 0 S: 7 H: 0 LOB: 0 BB: 0 P: 9	R: 3 E: 1 K: 0 S: 19 H: 3 LOB: 1 BB: 1 P: 27	R: 0 E: 0 K: 1 S: 6 H: 0 LOB: 0 BB: 0 P: 10	R: 0 E: 0 K: 2 S: 12 H: 0 LOB: 0 BB: 0 P: 19	1B: 4 2B: 1 3B: 0 HR: 2 SF: 0 SAC: 0 DP: 0 HBP: 0						WP: 0 PB: 0 SB: 1 CS: 0 PA: 37	

livebaseballscorecards.com

AB	34
R	6
H	7
RBI	5
BB	3
SO	6
LOB	9

PITCHER		IP	WLS	BF	H	R	ER	SO	BB	IBB	HBP	BLK	WP	HR	S	P	ERA	WHIP
51 Wandy Rodriguez, L ERA: 3.79	(1, 1)	6.0	W	24	4	3	3	3	2	0	0	0	0	2	74	106	4.50	1.000
30 Chris Resop, R ERA: 4.02	(7, 1)	0.1		4	2	3	3	0	1	0	0	0	0	0	12	17	81.00	9.000
48 Jared Hughes, R ERA: 2.93	(7, 1)	0.2	H	3	1	0	0	0	0	0	0	0	0	0	7	10	0.00	1.500
39 Jason Grilli, R ERA: 2.86	(8, 1)	1.0	H	3	0	0	0	1	0	0	0	0	0	0	6	10	0.00	0.000
52 Joel Hanrahan, R ERA: 2.5	(9, 1)	1.0		3	0	0	0	2	0	0	0	0	0	0	12	19	0.00	0.000

PITCHER	IP	WLS	BF	H	R	ER	SO	BB	IBB	HBP	BLK	WP	HR	S	P	ERA	WHIP

Batter	1	2	3	4	5	6	7	8	9	AB	R	H	RBI	BB	SO	LOB
6 Starling Marte, R (1, 7) OBP: 0.302, SLG: 0.416	C FF 90 F FF 92 B SI 91 B CU 78 C FF 92 2-3 ① K		B FF 91 F FF 91 F CU 76 B SL 84 F FF 91 F SL 81 X FF 91 2-2 ③ G1-3			C SL 79 S SL 80 B SL 81 B CU 76 X FF 90 2-2 7 CS 1B			B FF 97 B FF 95 B FF 96 B FF 96 4-0 7 G4-6-3 BB	3	0	1	0	1	1	0
7 Alex Presley, L (1, 9) OBP: 0.282, SLG: 0.398	C FF 91 B SI 91 B CH 85 S CH 84 S CH 84 2-3 ② K			C FF 89 B CH 84 X FF 91 1-1 ① F7 F FF 91 B CU 76 B CU 76 F SI 90 S CH 83 2-3 ② K		C CH 82 C FF 91 B SL 88 B FF 91 F SI 90 X SI 90 2-2 ①② P4 1-2			B SI 96 B FF 96 C FF 95 X FF 96 2-1 ①② G4-6-3 1-2f	4	0	0	0	0	1	2
22 Andrew McCutchen, R (1, 8) OBP: 0.406, SLG: 0.562	X FF 92 0-0 ③ F8			C CH 84 S SL 86 F CU 76 B FF 90 B FF 90 X CH 84 2-2 ③ G3-1		B CU 73 B CH 83 X FF 91 2-0 ③ F9			B FF 96 B FF 97 X FF 96 2-0 ③ F9	4	0	0	0	0	1	0
46 Garrett Jones, L (1, 3) OBP: 0.318, SLG: 0.512		B FF 89 F FF 89 S FF 90 S CH 84 1-3 ① K					B FF 89 X SI 88 1-0 ① F7			3	0	0	0	0	1	0
24 Pedro Alvarez, L (1, 5) OBP: 0.323, SLG: 0.476		S FF 91 B CH 84 X CH 83 1-1 1B			B FF 88 X CH 83 1-0 12 BB 1B		B FF 88 B FF 89 F SI 88 F FF 89 F CU 76 C FF 89 2-3 ② K			3	0	2	0	0	1	0
55 Michael McKenry, R (1, 2) OBP: 0.324, SLG: 0.461		C FF 90 F FF 92 B SI 91 F SL 83 F FF 92 B SL 84 F FF 92 F CU 77 X SL 83 2-2 ② P4			X FF 90 0-0 ① P4		C CU 73 S SL 82 B FF 90 X FF 90 1-2 ③ F9			3	0	0	0	0	0	2
5 Josh Harrison, R (1, 4) OBP: 0.286, SLG: 0.365		B SI 91 X FF 92 1-0 ③ F9			B SL 80 B SI 89 C FF 90 D CH 82 X FF 90 3-1 ② F9			C SI 96 B SL 84 B SI 95 X FF 97 2-1 ① L4		3	0	0	0	0	0	2
12 Clint Barmes, R (1, 6) OBP: 0.264, SLG: 0.320			B FF 89 F FF 90 F SL 82 F FF 90 B CU 77 X FF 91 2-2 ① F8		B FF 89 B FF 90 C FF 90 B SI 90 B FF 90 4-1 1-2 BB			B FF 97 C FF 96 X SI 96 1-1 ② G1-3		2	0	0	0	1	0	0
49 Jeff Locke, L (1, 1) OBP: 0.111, SLG: 0.111 63 Chris Leroux, L (4, 1) 19 Jeff Clement, L (5, PH) OBP: 0.227, SLG: 0.200 Jeff Karstens, R (5, 1) OBP: 0.107, SLG: 0.107 57 Bryan Morris, L (7, 1) 23 Travis Snider, L (8, PH) OBP: 0.314, SLG: 0.381 32 Chad Qualls, R (8, 1)			B FF 90 C FF 91 F FF 91 S CU 76 1-3 ② K		F CH 83 T FF 91 B FF 90 S CU 76 1-3 ③ K			C FF 97 C SL 84 F SL 85 C FF 97 0-3 ③ K		1 0 1 0 0 1 0	0 0 0 0 0 0 0	0 0 0 0 0 0 0	0 0 0 0 0 0 0	1 0 1 0 0 1 0	0 0 2 0 0 0 0
Inning Stats	R: 0 E: 0 K: 2 S: 7 H: 0 LOB: 0 BB: 0 P: 11	R: 0 E: 0 K: 1 S: 13 H: 1 LOB: 1 BB: 0 P: 18	R: 0 E: 0 K: 1 S: 12 H: 0 LOB: 0 BB: 0 P: 17	R: 0 E: 0 K: 1 S: 9 H: 0 LOB: 0 BB: 0 P: 14	R: 0 E: 0 K: 1 S: 8 H: 1 LOB: 2 BB: 1 P: 17	R: 0 E: 0 K: 0 S: 8 H: 1 LOB: 0 BB: 0 P: 14	R: 0 E: 0 K: 1 S: 8 H: 0 LOB: 0 BB: 0 P: 12	R: 0 E: 0 K: 1 S: 8 H: 0 LOB: 0 BB: 0 P: 11	R: 0 E: 0 K: 0 S: 3 H: 0 LOB: 0 BB: 1 P: 11	1B: 3 2B: 0 3B: 0 HR: 0 SF: 0 SAC: 0 DP: 1 HBP: 0						

PITCHER		IP	WLS	BF	H	R	ER	SO	BB	IBB	HBP	BLK	WP	HR	S	P	ERA	WHIP
53 Jeremy Hefner, R ERA: 5.32	(1, 1)	7.0	W	24	3	0	0	7	1	0	0	0	0	0	65	103	0.00	0.571
27 Jeurys Familia, R ERA: 8.64	(8, 1)	2.0		6	0	0	0	1	1	0	0	0	0	0	11	22	0.00	0.500

PITCHER	IP	WLS	BF	H	R	ER	SO	BB	IBB	HBP	BLK	WP	HR	S	P	ERA	WHIP

TOP

Pittsburgh Pirates @ New York Mets

Citi Field, Flushing, NY

Wed Sep 26 2012, 7:12 PM - 9:46 PM EDT

Att. 22,890 - Cloudy - 72 F

livebaseballscorecards.com

AB	28
R	0
H	3
RBI	0
BB	2
SO	8
LOB	8

BOTTOM

Pittsburgh Pirates @ New York Mets

Citi Field, Flushing, NY

Wed Sep 26 2012, 7:12 PM - 9:46 PM EDT

Att. 22,890 - Cloudy - 72 F

livebaseballscorecards.com

Batter	1	2	3	4	5	6	7	8	9	AB	R	H	RBI	BB	SO	LOB
11 Rubén Tejada, R (1, 6) OBP: 0.343, SLG: 0.358	C SI 92 F SI 93 X SI 93 0-2 1B		B SI 92 B SI 93 B SI 93 C SI 92 F SI 92 F SI 93 X SI 93 3-2 28 S 28 1B 1B	C SI 91 D KC 79 X CH 80 1-1 28 CS 2-H 1B		B SI 90 X SI 90 1-0 2-H 1B		B SI 94 X SI 94 1-0 ③ G6-3		5	1	4	2	0	0	1
28 Daniel Murphy, L (1, 4) OBP: 0.334, SLG: 0.406	B SI 93 C SI 93 C SI 92 S SI 94 1-3 ① K		1 SAFE F SI 93 B SI 92 F SI 93 X SI 93 1-2 5 1B 5 E 1-H 1B	1 SAFE B SI 92 X SI 92 1-0 ② 5 1B 12 1B 1-2 1B		C SI 90 B CH 81 1 SAFE F CU 72 D CU 74 S CH 81 2-3 ② K				4	1	2	1	0	2	2
5 David Wright, R (1, 5) OBP: 0.392, SLG: 0.493	T SI 94 B SI 92 1 SAFE F SI 93 B SI 93 1 SAFE B KC 83 X SI 94 3-2 ② F7		B KC 81 X CH 81 1-0 E5 12 2B 1-H 1B	B SL 82 1 SAFE X SL 82 1-0 12 1B 1-2 1B		C SI 90 X SL 80 0-1 ③ F9				4	1	2	0	0	0	2
12 Scott Hairston, R (1, 9) (9, 7) OBP: 0.302, SLG: 0.514	C SI 94 1 SAFE F SI 93 B SI 94 X SI 93 1-2 ③ G5-3		C CH 81 X KC 82 0-1 29 F8 6 1B 2-H 2B	C FF 93 C SI 92 X SI 92 0-2 ③ 1-2 2-H 1B			C SI 95 F SI 95 B FC 90 C FC 90 1-3 ① K			4	1	2	1	0	1	1
29 Ike Davis, L (1, 3) OBP: 0.303, SLG: 0.452		B SI 92 B KC 82 C SI 93 B SI 93 B SI 94 4-1 BB	X SI 92 0-0 ② F8 2-3		B CU 69 F CU 70 F SI 90 F CU 72 S SL 78 1-3 ① K		S FC 91 S CU 85 B FF 94 F CU 84 S FC 89 1-3 ② K			3	0	0	0	1	2	1
6 Kelly Shoppach, R (1, 2) OBP: 0.312, SLG: 0.433 27 Jeurys Familia, R (8, 1)		C KC 78 F KC 82 S SI 93 0-3 ① K	C SI 93 B SI 93 C CH 83 X KC 83 1-2 3-H 1B		C SL 79 T FF 92 B SI 91 B CU 66 B SI 89 X SI 89 3-2 ② F8		X SI 94 0-0 ③ F7			4 0	0 0	1 0	1 0	0 0	1 0	1 0
21 Lucas Duda, L (1, 7) OBP: 0.330, SLG: 0.389 23 Mike Baxter, L (9, 9) OBP: 0.367, SLG: 0.417		C SI 94 C SI 93 B SI 93 S KC 83 1-3 ② K	S SI 92 B SI 92 S CH 82 B CH 82 S KC 81 2-3 ③ K		C SI 90 B CH 82 B CH 79 B CH 85 X SI 89 3-1 ③ F9			C SI 92 X SL 85 0-1 ① G3-1		4 0	0 0	0 0	0 0	0 0	2 0	2 0
56 Andres Torres, S (1, 8) OBP: 0.324, SLG: 0.326		X SI 93 0-0 ③ F8		B SI 89 B SI 89 F SI 90 X SI 91 2-1 11 S 53 SH3-4 11 1B 1B		B SI 89 B CH 80 X SI 88 2-0 53 SH3 11 1B 1B		C SI 93 F SI 93 X SI 93 0-2 4 G3-1 2B		4	2	3	0	0	0	1
53 Jeremy Hefner, R (1, 1) OBP: 0.059, SLG: 0.235 4 Mike Nickeas, R (8, 2) OBP: 0.246, SLG: 0.234			B SI 91 S SI 91 C SI 93 C SI 91 1-3 ① K	L SI 88 X SI 89 0-1 ① SH3-4 1-2		X SI 88 0-0 ① SH3 1-2		B SI 93 X SI 94 1-0 ② G3-1 2-3		1 1	0 0	0 0	0 0	0 0	1 0	0 1
Inning Stats	R: 0 E: 0 K: 1 S: 12 H: 1 LOB: 1 BB: 0 P: 17	R: 0 E: 0 K: 2 S: 8 H: 0 LOB: 1 BB: 1 P: 13	R: 4 E: 1 K: 2 S: 20 H: 5 LOB: 1 BB: 0 P: 29	R: 1 E: 0 K: 0 S: 11 H: 5 LOB: 2 BB: 0 P: 16	R: 0 E: 0 K: 1 S: 9 H: 0 LOB: 0 BB: 0 P: 16	R: 1 E: 0 K: 1 S: 8 H: 2 LOB: 1 BB: 0 P: 13	R: 0 E: 0 K: 2 S: 8 H: 0 LOB: 0 BB: 0 P: 10	R: 0 E: 0 K: 0 S: 7 H: 1 LOB: 1 BB: 0 P: 9		1B: 12 2B: 2 3B: 0 HR: 0 SF: 0 SAC: 2 DP: 0 HBP: 0		WP: 0 PB: 0 SB: 2 CS: 1 PA: 37			

	AB	34
	R	6
	H	14
	RBI	5
	BB	1
	SO	9
	LOB	12

PITCHER		IP	WLS	BF	H	R	ER	SO	BB	IBB	HBP	BLK	WP	HR	S	P	ERA	WHIP
49 Jeff Locke, L ERA: 6.35	(1, 1)	3.2	L	20	9	5	5	5	1	0	0	0	0	0	47	70	12.27	2.727
63 Chris Leroux, R ERA: 6.1	(4, 1)	0.1		2	2	0	0	0	0	0	0	0	0	0	4	5	0.00	6.000
Jeff Karstens, R ERA: 4.01	(5, 1)	2.0		8	2	1	1	2	0	0	0	0	0	0	17	29	4.50	1.000
57 Bryan Morris, R ERA: 2.25	(7, 1)	1.0		3	0	0	0	2	0	0	0	0	0	0	8	10	0.00	0.000
32 Chad Qualls, R ERA: 5.37	(8, 1)	1.0		4	1	0	0	0	0	0	0	0	0	0	7	9	0.00	1.000

PITCHER	IP	WLS	BF	H	R	ER	SO	BB	IBB	HBP	BLK	WP	HR	S	P	ERA	WHIP

Pittsburgh Pirates @ New York Mets

Citi Field, Flushing, NY

Thu Sep 27 2012, 1:12 PM - 3:57 PM EDT

Att. 31,506 - Partly Cloudy - 76 F

TOP

livebaseballscorecards.com

Batter	1	2	3	4	5	6	7	8	9	AB	R	H	RBI	BB	SO	LOB
6 Starling Marte, R (1, 7) OBP: 0.297, SLG: 0.408 7 Alex Presley, L (7, PH) OBP: 0.283, SLG: 0.408 (7, 7) (7, 8)	C KN 74 F KN 78 S KN 80 0-3 K ①	B KN 79 C KN 77 D KN 78 C KN 77 S KN 80 2-3 K ③		C KN 77 F KN 78 T KN 80 0-2 K ③			C KN 77 C KN 79 B KN 79 B KN 79 X KN 78 2-2 FC6-4 1-2f ①		B FF 92 C FF 92 F FF 92 X FF 93 1-2 1-H HR	3 2	0 1	0 1	0 2	0 0	3 0	3 1
5 Josh Harrison, R (1, 4) OBP: 0.281, SLG: 0.357	B KN 76 C FF 85 B KN 77 S KN 73 X KN 78 2-2 L8 ②		B KN 73 F KN 75 X KN 77 1-1 G6-3 ①		B KN 75 B KN 72 C FF 82 S KN 73 S KN 76 2-3 K ①		1 SAFE B KN 76 C KN 75 S KN 78 F KN 80 F KN 79 F KN 79 1 SAFE S KN 79 1-3 K ②		C FF 94 B KC 82 S KC 83 B KC 82 F KC 85 F KC 98 X KC 85 2-2 G6-3 ②	5	0	0	0	0	2	1
22 Andrew McCutchen, R (1, 8) OBP: 0.403, SLG: 0.558 31 Jose Tabata, R (7, 7) OBP: 0.314, SLG: 0.347	C KN 76 B KN 80 S KN 78 F KN 80 X EP 65 1-2 P6 ③		C KN 76 B KN 79 B KN 77 F KN 75 C KN 79 2-3 K ②		B KN 78 F KN 75 S KN 80 S KN 80 1-3 K ②		C KN 77 X KN 80 0-1 F8 ③		B KC 86 X FF 97 1-0 L9 ③	4 1	0 0	0 0	0 0	0 0	2 0	1 0
46 Garrett Jones, L (1, 3) OBP: 0.321, SLG: 0.515		C KN 75 X KN 78 0-1 23 1B 26 2B 2B	F KN 79 F KN 79 X FF 85 0-2 1B		B KN 79 B KN 80 B KN 75 B FF 83 4-0 BB			C KN 73 B KN 79 F KN 78 S KN 76 1-3 K ①		3	1	2	0	1	1	0
24 Pedro Alvarez, L (1, 5) OBP: 0.320, SLG: 0.472		C KN 76 B KN 79 S KN 77 S KN 78 1-3 K ①	X KN 78 0-0 G4-3 ③		C KN 78 B KN 81 S KN 76 S KN 81 1-3 K ③			B KN 77 S KN 76 B KN 80 S KN 75 S KN 80 2-3 K ②		4	0	0	0	0	3	3
23 Travis Snider, L (1, 9) OBP: 0.318, SLG: 0.380		X KN 78 0-0 26 2B 69 1B 2-3 1B		B KN 76 F KN 75 F KN 80 F KN 81 X KN 80 1-2 G4-3 ①		C KN 74 C KN 79 B KN 80 S KN 79 1-3 K ①		B KN 78 S KN 75 F KN 79 F FF 83 F EP 61 B KN 76 B KN 80 B KN 77 4-2 BB		3	1	1	0	1	1	0
26 Rod Barajas, R (1, 2) OBP: 0.284, SLG: 0.346		B KN 79 F KN 78 B KN 79 X KN 78 2-1 69 1B 1-3 3-H 2B		F KN 78 F KN 81 X KN 82 0-2 HR		C FF 86 X KN 75 0-1 G1-3 ②		X FF 92 0-0 F8 ③		4	1	2	2	0	0	1
69 Jordy Mercer, R (1, 6) OBP: 0.266, SLG: 0.390		C KN 79 B KN 79 F FF 86 F KN 80 F KN 80 X KN 79 1-2 2-3 3-H 1B		C KN 75 S KN 78 X FF 85 0-2 29 SH1-4 1B		B FF 86 X KN 75 1-0 G5-3 ③			B FF 91 C FF 92 B SL 85 F FF 91 B SL 86 F FF 91 F FF 92 F FF 92 F FF 92 4-2 F FF 92 B FF 92 7 HR BB	3	1	2	1	1	0	0
29 Kevin Correia, R (1, 1) OBP: 0.114, SLG: 0.114 41 Hisanori Takahashi, L (5, 1) 2 Brock Holt, L (7, PH) OBP: 0.343, SLG: 0.371 30 Chris Resop, R (7, 1) 44 Tony Watson, L (8, 1) 19 Jeff Clement, L (9, PH) OBP: 0.217, SLG: 0.190		B FF 84 B KN 78 C FF 84 L FF 83 F KN 78 S KN 79 2-3 K ②		C FF 84 X KN 77 0-1 SH1-4 ② 1-2			C FF 84 B KN 79 X KN 75 1-1 7 FC6-4 1B		B FF 92 C FF 91 S SL 84 S SL 84 1-3 K ①	1 0 1 0 0 1	0 0 0 0 0 0	0 0 1 0 0 0	0 0 0 0 0 0	0 0 0 0 0 0	1 0 0 0 0 1	2 0 0 0 0 1
Inning Stats	R: 0 E: 0 K: 1 S: 10 H: 0 LOB: 0 BB: 0 P: 13	R: 2 E: 0 K: 3 S: 20 H: 4 LOB: 2 BB: 0 P: 28	R: 0 E: 0 K: 1 S: 9 H: 1 LOB: 1 BB: 0 P: 12	R: 1 E: 0 K: 1 S: 15 H: 2 LOB: 1 BB: 0 P: 16	R: 0 E: 0 K: 3 S: 9 H: 0 LOB: 1 BB: 1 P: 17	R: 0 E: 0 K: 1 S: 6 H: 0 LOB: 0 BB: 0 P: 8	R: 0 E: 0 K: 1 S: 13 H: 1 LOB: 1 BB: 0 P: 17	R: 0 E: 0 K: 2 S: 11 H: 0 LOB: 1 BB: 1 P: 18	R: 2 E: 0 K: 1 S: 19 H: 1 LOB: 0 BB: 1 P: 28	1B: 5 2B: 2 3B: 0 HR: 2 SF: 0 SAC: 1 DP: 0 HBP: 0						

	AB	35
	R	5
	H	9
	RBI	5
	BB	3
	SO	14
	LOB	13

	WP: 0	PA: 39
	PB: 0	
	SB: 0	
	CS: 0	

PITCHER		IP	WLS	BF	H	R	ER	SO	BB	IBB	HBP	BLK	WP	HR	S	P	ERA	WHIP
43 R.A. Dickey, R ERA: 2.69	(1, 1)	7.2	W	33	8	3	3	13	2	0	0	0	0	1	92	128	3.52	1.304
60 Jon Rauch, R ERA: 3.51	(8, 1)	0.2	H	4	1	2	2	1	1	0	0	0	0	1	14	20	27.00	3.000
39 Bobby Parnell, R ERA: 2.64	(9, 1)	0.2	S	2	0	0	0	0	0	0	0	0	0	0	6	9	0.00	0.000

PITCHER	IP	WLS	BF	H	R	ER	SO	BB	IBB	HBP	BLK	WP	HR	S	P	ERA	WHIP

BOTTOM

Pittsburgh Pirates @ New York Mets

Citi Field, Flushing, NY

Thu Sep 27 2012, 1:12 PM - 3:57 PM EDT

Att. 31,506 - Partly Cloudy - 76 F

Batter	1	2	3	4	5	6	7	8	9	AB	R	H	RBI	BB	SO	LOB
11 Rubén Tejada, R (1, 6) OBP: 0.342, SLG: 0.357	C FF 89 B CU 74 X SL 86 1-1 ① P4	F CU 76 B FF 90 C SI 90 B SL 87 F SL 88 B CH 84 X SL 87 3-2 HR	B FF 91 X SL 88 1-0 ③ F8	C SI 91 X SI 91 0-1 ① P5	B SL 87 B SL 87 F SI 89 X SL 85 2-1 28 1B 5 HR 1-2 1B	B FF 88 F FF 87 S SL 77 S SL 77 1-3 ① K	F FF 93 X CU 83 0-1 ① FC6-4 28 FC8-6 1-2f	B SI 96 C SL 85 S SL 85 S SL 85 1-3 ① K		4	1	1	0	0	0	1
28 Daniel Murphy, L (1, 4) OBP: 0.335, SLG: 0.407	B FF 90 B SL 87 F SI 90 S SL 87 C SL 86 2-3 ② K			C CH 85 B SI 90 F SI 91 B CH 87 F CH 86 B SL 88 X CH 86 3-2 5 1B 12 1B 1B	S SL 86 X FF 89 0-1 5 HR 1-2 2-H 1B		C FF 93 X CU 84 0-1 ② FC8-6 5 S 1-2f			4	2	2	1	0	1	1
5 David Wright, R (1, 5) OBP: 0.392, SLG: 0.498	X SL 87 0-0 ③ G6-3			F FF 90 B SI 90 F SL 87 X SL 87 1-2 23 G3-1 12 1B 1-3 1B	F SI 90 B FF 90 B FF 90 X SI 90 2-1 1-H 2-H HR		B CU 81 D CU 83 B FF 92 X SI 93 3-0 ③ G1-3 1-2			4	1	2	3	0	0	1
29 Ike Davis, L (1, 3) OBP: 0.303, SLG: 0.456				C SI 91 X SI 91 0-1 ① P5	B SL 77 X FF 87 1-0 ② P6			B SI 96 C SL 85 S SL 85 S SL 85 1-3 ① K		4	1	1	1	0	1	2
12 Scott Hairston, R (1, 7) OBP: 0.301, SLG: 0.511		B SI 91 C SI 92 B SI 91 T SL 88 F SI 92 X FF 92 2-2 ① G5-3		B SL 88 B SL 88 T SL 88 X SI 90 2-1 23 G3-1 1-2 3-H 1B	C FF 88 X FF 87 0-1 ③ G4-3			B SI 96 S CH 89 S CH 89 X SI 95 1-2 ② P2		4	0	1	1	0	0	0
23 Mike Baxter, L (1, 9) OBP: 0.360, SLG: 0.407		C SI 91 F FC 89 X FF 91 0-2 ② F9		X CH 86 0-0 ② G3-1 1-2 2-3		B FF 88 F FF 87 S SL 77 S SL 77 1-3 ① K		X SL 84 0-0 ③ B1-3		4	0	0	0	0	1	2
30 Josh Thole, L (1, 2) OBP: 0.301, SLG: 0.297		B SI 91 C FC 90 F CH 86 B SL 88 B CH 86 X FF 92 3-2 ③ L7		F CH 86 B SL 87 X SL 88 1-1 ③ G3		C FF 87 X CU 66 0-1 ② G4-3				3	0	0	0	0	0	2
56 Andres Torres, S (1, 8) OBP: 0.324, SLG: 0.324			C SL 88 F SL 88 F CU 76 B CH 86 F CU 76 X SL 88 1-2 ① G4-3		F FC 89 B CU 75 B CU 78 B CH 85 B SL 87 4-1 11 1B 28 1B BB	C SI 88 S CH 81 B CH 81 B CU 67 S CH 81 2-3 ③ K				2	1	0	0	1	1	0
43 R.A. Dickey, R (1, 1) OBP: 0.169, SLG: 0.157 60 Jon Rauch, R (8, 1) 39 Bobby Parnell, R (9, 1)			C SI 91 X SI 92 0-1 ② G4-3		L SI 89 L CH 87 S SL 86 0-3 ① K		F FF 91 X FF 92 0-1 11 FC6-4 1B			3 0 0	0 0 0	1 0 0	0 0 0	0 0 0	1 0 0	1 0 0
Inning Stats	R: 0 E: 0 K: 1 S: 6 H: 0 LOB: 0 BB: 0 P: 9	R: 1 E: 0 K: 0 S: 14 H: 1 LOB: 0 BB: 0 P: 22	R: 0 E: 0 K: 0 S: 8 H: 0 LOB: 0 BB: 0 P: 10	R: 1 E: 0 K: 0 S: 14 H: 3 LOB: 2 BB: 0 P: 21	R: 4 E: 0 K: 1 S: 13 H: 3 LOB: 0 BB: 1 P: 22	R: 0 E: 0 K: 2 S: 8 H: 0 LOB: 0 BB: 0 P: 11	R: 0 E: 0 K: 0 S: 7 H: 1 LOB: 1 BB: 0 P: 10	R: 0 E: 0 K: 1 S: 7 H: 0 LOB: 0 BB: 0 P: 9		1B: 6 2B: 0 3B: 0 HR: 2 SF: 0 SAC: 0 DP: 0 HBP: 0				WP: 0 PB: 0 SB: 1 CS: 0 PA: 33		

livebaseballscorecards.com

	AB	32
	R	6
	H	8
	RBI	6
	BB	1
	SO	5
	LOB	10

PITCHER		IP	WLS	BF	H	R	ER	SO	BB	IBB	HBP	BLK	WP	HR	S	P	ERA	WHIP
29 Kevin Correia, R ERA: 4.33	(1, 1)	4.1	L	21	7	6	6	2	1	0	0	0	0	2	52	80	12.46	1.846
41 Hisanori Takahashi, L ERA: 5.66	(5, 1)	1.2		5	0	0	0	2	0	0	0	0	0	0	11	15	0.00	0.000
30 Chris Resop, R ERA: 3.96	(7, 1)	1.0		4	1	0	0	0	0	0	0	0	0	0	7	10	0.00	1.000
44 Tony Watson, L ERA: 3.58	(8, 1)	1.0		3	0	0	0	1	0	0	0	0	0	0	7	9	0.00	0.000

PITCHER	IP	WLS	BF	H	R	ER	SO	BB	IBB	HBP	BLK	WP	HR	S	P	ERA	WHIP

Cincinnati Reds @ Pittsburgh Pirates

PNC Park, Pittsburgh, PA

Fri Sep 28 2012, 7:08 PM - 9:36 PM EDT

Att. 34,796 - Cloudy - 62 F

TOP

livebaseballscorecards.com

Batter	1	2	3	4	5	6	7	8	9	AB	R	H	RBI	BB	SO	LOB
4 Brandon Phillips, R (1, 4) OBP: 0.323, SLG: 0.435	B FF 92 B SI 91 X SI 92 2-0 2 1B 2 WP 21 SF9 1B		B FF 93 B SI 93 F FF 92 X SI 92 2-1 ② G5-3			C KC 79 B FF 90 F SI 90 X KC 82 1-2 ① G5-3		B SI 91 B KC 82 C SI 91 X SI 91 2-1 1B		4	1	2	0	0	0	0
2 Zack Cozart, R (1, 6) OBP: 0.290, SLG: 0.404	C SI 92 1 SAFE 1 SAFE S KC 82 B KC 84 F KC 84 F FF 92 B KC 84 B KC 82 3-2 X FF 92 21 SF9 19 BB 1-3 1B		C KC 81 C KC 81 B KC 83 F KC 84 B SI 92 X KC 82 2-2 19 FC6 1B			C FF 90 X SI 91 0-1 ② G6-3		X SI 91 0-0 ③ L6		4	0	2	0	0	0	1
19 Joey Votto, L (1, 3) OBP: 0.475, SLG: 0.574	D KC 83 B FF 92 B SI 92 C SI 93 F SI 93 B SI 93 4-2 32 G4-6-3 1-2 BB		C SI 92 B CH 88 B SI 93 X SI 94 2-1 ③ FC6 1-2f			B SI 91 X KC 79 1-0 1B			C SI 94 C SI 94 B SI 95 B SL 84 B SI 95 F SI 96 X SL 86 3-2 ① G4-3	3	0	1	0	1	0	1
21 Todd Frazier, R (1, 7) OBP: 0.334, SLG: 0.505 28 Chris Heisey, R (9, 7) OBP: 0.320, SLG: 0.411	B SI 93 B FF 92 F SI 92 B FF 92 S FF 92 X FF 92 3-2 ① SF9 2-3 3-H			S KC 82 B FF 92 X KC 82 1-1 ① F9		B KC 81 X FF 92 1-0 ③ G3			F CH 88 F SI 94 B SI 95 X CH 89 1-2 ② F7	3 0	0 0	0 0	1 0	0 0	0 0	1 0
32 Jay Bruce, L (1, 9) OBP: 0.330, SLG: 0.524	X SI 92 0-0 ②③ G4-6-3 1-2f			B CH 87 C KC 81 F KC 80 B KC 79 S KC 82 2-3 ② K			B KC 80 X KC 78 1-0 ① G2-3		F SL 85 X SL 84 0-1 ③ P2	4	0	0	0	0	1	2
27 Scott Rolen, R (1, 5) OBP: 0.320, SLG: 0.389		X FF 92 0-0 29 G4-6-3 1B		X SI 91 0-0 6 2-4 1B			B FF 90 F KC 79 F KC 80 B KC 83 C SI 91 2-3 ② K			3	0	2	0	0	1	0
6 Drew Stubbs, R (1, 8) OBP: 0.282, SLG: 0.340		C SI 92 F SI 92 D KC 83 S KC 82 1-3 ① K		D KC 83 1-0 ③ 2-4 1-2	B KC 80 X SI 91 1-0 ① G6-3		C SI 92 B SI 90 S KC 81 B KC 81 S KC 82 2-3 ③ K			3	0	0	0	0	2	1
29 Ryan Hanigan, R (1, 2) OBP: 0.367, SLG: 0.344		B SI 93 C FF 93 X FF 93 1-1 ②③ G4-6-3 1-2f			C SI 91 B CH 87 S KC 80 X KC 81 1-2 ② G5-3			B KC 81 B SI 90 B SI 90 C SI 91 X SI 91 3-1 ① F7		3	0	0	0	0	0	1
34 Homer Bailey, R (1, 1) OBP: 0.129, SLG: 0.130			C FF 90 B KC 79 X SI 91 1-1 ① G1-3		F FF 91 C SI 92 B FF 91 B KC 81 C SI 92 2-3 ③ K			B SI 90 C SI 90 B SI 91 F SI 91 X FF 89 2-2 ② G4-3		3	0	0	0	0	1	0
Inning Stats	R: 1 E: 0 K: 0 S: 12 H: 2 LOB: 1 BB: 1 P: 24	R: 0 E: 0 K: 1 S: 6 H: 1 LOB: 0 BB: 0 P: 8	R: 0 E: 0 K: 0 S: 10 H: 1 LOB: 1 BB: 0 P: 17	R: 0 E: 0 K: 1 S: 6 H: 1 LOB: 1 BB: 0 P: 10	R: 0 E: 0 K: 1 S: 7 H: 0 LOB: 0 BB: 0 P: 11	R: 0 E: 0 K: 0 S: 7 H: 1 LOB: 1 BB: 0 P: 10	R: 0 E: 0 K: 2 S: 7 H: 0 LOB: 0 BB: 0 P: 12	R: 0 E: 0 K: 0 S: 8 H: 1 LOB: 1 BB: 0 P: 15	R: 0 E: 0 K: 0 S: 9 H: 0 LOB: 0 BB: 0 P: 13	1B: 7 2B: 0 3B: 0 HR: 0 SF: 1 SAC: 0 DP: 2 HBP: 0						

	AB	30
	R	1
	H	7
	RBI	1
	BB	1
	SO	5
	LOB	7

WP: 1 PA: 32
PB: 0
SB: 0
CS: 0

PITCHER		IP	WLS	BF	H	R	ER	SO	BB	IBB	HBP	BLK	WP	HR	S	P	ERA	WHIP
34 A.J. Burnett, R ERA: 3.43	(1, 1)	8.0	L	30	7	1	1	5	1	0	0	0	1	0	63	107	1.12	1.000
44 Tony Watson, L ERA: 3.51	(9, 1)	1.0		3	0	0	0	0	0	0	0	0	0	0	9	13	0.00	0.000

PITCHER		IP	WLS	BF	H	R	ER	SO	BB	IBB	HBP	BLK	WP	HR	S	P	ERA	WHIP

BOTTOM

Batter	1	2	3	4	5	6	7	8	9	AB	R	H	RBI	BB	SO	LOB
7 Alex Presley, L (1, 7) OBP: 0.280, SLG: 0.403	C FF 90 X FF 90 0-1 ① G4-3		B FF 90 B SI 90 C FF 90 X CH 88 2-1 ③ F7			B SL 85 B SI 92 C SI 91 F SI 91 B FF 91 X FF 93 3-2 ③ G4-3			B FF 93 F FF 92 B FF 92 X FF 91 2-1 ③ P4	4	0	0	0	0	0	1
69 Jordy Mercer, R (1, 4) (9, 6) OBP: 0.254, SLG: 0.371	C FF 90 S SL 84 B FF 91 S KC 82 1-3 ② K			C KC 78 C KC 78 X FF 89 0-2 ① G6-3			S SL 86 S SI 90 S FF 91 0-3 ① K			3	0	0	0	0	2	0
22 Andrew McCutchen, R (1, 8) OBP: 0.403, SLG: 0.557	B KC 81 C KC 80 S FF 91 B KC 81 B FF 91 X SI 91 3-2 ③ G5-3			C FF 91 B SL 83 C KC 81 B FF 90 B KC 82 S FF 91 3-3 ② K			B SL 88 B FF 92 B FF 92 B SL 87 4-0 46 CS 46 S BB			2	0	0	0	1	1	0
46 Garrett Jones, L (1, 3) OBP: 0.319, SLG: 0.512		B KC 75 X SI 89 1-0 ① G3-1		C CH 83 F FF 90 B CH 83 S SL 85 1-3 ③ K			P PO 90 B FF 92 F SI 91 X FF 91 2-1 ②③ F9 1-3			3	0	0	0	0	1	1
31 Jose Tabata, R (1, 9) OBP: 0.312, SLG: 0.345 23 Travis Snider, L (8, PH) OBP: 0.317, SLG: 0.377 (9, 9)		C FF 90 S KC 80 X FF 90 0-2 ② G4-3			C FF 89 F FF 89 F SL 89 B KC 81 F FF 90 X FF 92 1-2 ① G1-3			X SI 92 0-0 ① L7		2 1	0 0	0 0	0 0	0 0	0 0	0 0
24 Pedro Alvarez, L (1, 5) OBP: 0.319, SLG: 0.469		S SI 90 B SI 90 B SI 90 C FF 91 C SI 91 2-3 ③ K			F FF 90 B FF 91 C FF 92 B CH 83 T FF 90 2-2 ② K			S FF 92 F SI 91 B FF 92 X SL 87 1-2 ② L5		3	0	0	0	0	2	0
12 Clint Barmes, R (1, 6) OBP: 0.263, SLG: 0.319 19 Jeff Clement, L (8, PH) OBP: 0.208, SLG: 0.182 3 Chase d'Arnaud, R (9, 4)			C FF 90 B KC 81 X KC 78 1-1 E5		B KC 81 C FF 92 F FF 91 B FF 90 B FF 92 C SL 86 3-3 ③ K			S FF 93 B KC 79 S FF 93 B SL 88 S FF 94 2-3 ③ K		2 1 0	0 0 0	0 0 0	0 0 0	0 0 0	1 1 0	0 0 0
26 Rod Barajas, R (1, 2) OBP: 0.282, SLG: 0.344 2 Brock Holt, L (9, PH) OBP: 0.338, SLG: 0.365			B KC 79 F FF 89 F SL 84 X CH 88 1-2 ① P4			X SL 84 0-0 ① G3-1			B FF 93 C FF 92 F FF 93 T FF 93 1-2 ① K	2 1	0 0	0 0	0 0	0 0	0 1	1 0
34 A.J. Burnett, R (1, 1) OBP: 0.108, SLG: 0.065 44 Tony Watson, L (9, 1) 55 Michael McKenry, R (9, PH) OBP: 0.323, SLG: 0.459			L FF 89 L CH 88 L FF 89 0-3 ② K			C FF 90 B SI 90 B FF 91 F FF 90 X FF 91 2-2 ② G3-1			F FF 93 S FF 92 B FF 93 F FF 92 B FF 92 B SL 89 F FF 93 X FF 92 3-2 ② F7	2 0 1	0 0 0	0 0 0	0 0 0	0 0 0	1 0 0	1 0 0
Inning Stats	R: 0 E: 0 K: 1 S: 8 H: 0 LOB: 0 BB: 0 P: 12	R: 0 E: 0 K: 1 S: 7 H: 0 LOB: 0 BB: 0 P: 10	R: 0 E: 1 K: 1 S: 10 H: 0 LOB: 1 BB: 0 P: 14	R: 0 E: 0 K: 2 S: 9 H: 0 LOB: 0 BB: 0 P: 13	R: 0 E: 0 K: 2 S: 11 H: 0 LOB: 0 BB: 0 P: 17	R: 0 E: 0 K: 0 S: 7 H: 0 LOB: 0 BB: 0 P: 12	R: 0 E: 0 K: 1 S: 6 H: 0 LOB: 0 BB: 1 P: 11	R: 0 E: 0 K: 1 S: 7 H: 0 LOB: 0 BB: 0 P: 10	R: 0 E: 0 K: 1 S: 10 H: 0 LOB: 0 BB: 0 P: 16	1B: 0 2B: 0 3B: 0 HR: 0	SF: 0 SAC: 0 DP: 0 HBP: 0			WP: 0 PB: 0 SB: 1 CS: 1	PA: 28	

PITCHER	IP	WLS	BF	H	R	ER	SO	BB	IBB	HBP	BLK	WP	HR	S	P	ERA	WHIP
34 Homer Bailey, R (1, 1) ERA: 3.75	9.0	W	28	0	0	0	10	1	0	0	0	0	0	75	115	0.00	0.111

PITCHER	IP	WLS	BF	H	R	ER	SO	BB	IBB	HBP	BLK	WP	HR	S	P	ERA	WHIP

Cincinnati Reds @ Pittsburgh Pirates

PNC Park, Pittsburgh, PA

Fri Sep 28 2012, 7:08 PM - 9:36 PM EDT

Att. 34,796 - Cloudy - 62 F

livebaseballscorecards.com

AB	27
R	0
H	0
RBI	0
BB	1
SO	10
LOB	4

Batter	1	2	3	4	5	6	7	8	9	AB	R	H	RBI	BB	SO	LOB
15 Wilson Valdez, R (1, 4) OBP: 0.230, SLG: 0.219	B FF 92 F FF 93 F FF 92 B CU 78 F FF 94 X FF 93 2-2 19 G3-1 2 1B 1B	C SI 93 S CU 77 C CU 78 0-3 ② K	B CU 77 C FF 93 F FF 90 B CU 77 X FF 92 2-2 ③ G3-1	X FF 92 0-0 ① SH1-4 2-3	F FF 97 F FF 95 F SL 87 X FF 94 0-2 ③ G4-3	4	0	1	0	0	1	3
2 Zack Cozart, R (1, 6) OBP: 0.290, SLG: 0.403	C FF 93 1 SAFE B CU 77 1 SAFE 1 SAFE X SI 93 1-1 19 G3-1 1-2 1B	B CU 77 F CH 84 F FF 93 F CU 78 F CU 77 F FF 95 X FF 94 1-2 ③ G1-3	B FF 90 B CH 82 B FF 90 C FF 90 X FF 91 3-1 ① G6-3	B FF 92 C FF 92 D SL 84 F FF 92 F SL 82 B FF 93 F FF 92 S FF 92 3-3 ② K	4	0	1	0	0	1	2
19 Joey Votto, L (1, 3) OBP: 0.477, SLG: 0.573 25 Didi Gregorius, L (8, PR) OBP: 0.300, SLG: 0.300 66 Logan Ondrusek, R (8, 1) 50 Jonathan Broxton, R (9, 1)	B CU 77 F FF 93 B FF 93 X CH 85 2-1 ① G3-1 1-2 2-3	C FF 91 B CH 83 S CU 77 B FF 94 B FF 94 B FF 93 4-2 BB	C FF 90 B FF 92 X CU 74 1-1 27 G4-6-3 1B	I IN 69 I IN 68 I IN 71 I IN 69 4-0 27 1B IBB	2	0	1	0	2	0	2
					0	0	0	0	0	0	0
					0	0	0	0	0	0	0
					0	0	0	0	0	0	0
27 Scott Rolen, R (1, 5) OBP: 0.319, SLG: 0.387	B CU 78 B CU 78 B FF 93 C FF 94 F FF 93 X FF 94 3-2 ② P3	B FF 93 F FF 93 B CU 76 B FF 91 X FF 92 3-1 ① F8	B CU 76 S SI 92 X FF 92 1-1 ②③ G4-6-3 1-2f	B SL 83 F FF 92 B FF 92 B FF 93 F FF 92 F FF 93 X FF 92 3-2 1-2 3-H 1B	4	0	1	1	0	0	4
32 Jay Bruce, L (1, 9) OBP: 0.327, SLG: 0.520	C CU 77 X CU 78 0-1 ③ G6-3	F FF 92 B FF 92 1 SAFE B CH 83 F CU 77 T FF 93 2-2 ② K	F SI 91 T FF 93 S SL 84 0-3 ① K	S SL 82 B FF 93 B FF 92 F SL 82 B FF 93 S FF 93 3-3 ③ K	4	0	0	0	0	3	5
28 Chris Heisey, R (1, 7) OBP: 0.320, SLG: 0.408		C FF 91 X FF 92 0-1 ① F9	C CU 77 S FF 92 X CU 78 0-2 ③ F9	C SI 92 F SI 93 B SL 85 B CH 86 S SI 93 2-3 ② K	F FF 95 F FF 96 B SL 87 B SL 87 B FF 94 B FF 96 4-2 30 SH1-4 BB	3	0	0	0	1	1	1
30 Dioner Navarro, S (1, 2) OBP: 0.299, SLG: 0.453		F SI 92 F FF 92 F CU 77 B SI 94 X FF 94 1-2 ② F8	C CU 74 B CU 74 C SI 90 X FF 92 1-2 ① L3	B SI 93 B SI 92 F SI 92 X SI 92 2-1 1B	1 SAFE B FF 95 X FF 95 1-0 ① SH1-4 1-2	3	0	1	0	0	0	0
6 Drew Stubbs, R (1, 8) OBP: 0.280, SLG: 0.338		C CU 77 B SI 94 S CU 78 B FF 95 B CU 78 C FF 94 3-3 ③ K	B FF 90 C FF 91 B CU 76 F FF 91 C CU 77 2-3 ② K	B SI 92 F SI 93 F SI 92 B SL 86 X SI 93 2-2 ③ G5-3	F FF 96 C FF 96 B FF 95 X SL 88 1-2 ② G6-3	4	0	0	0	0	2	2
44 Mike Leake, R (1, 1) OBP: 0.306, SLG: 0.443 33 Jose Arredondo, R (7, 1) 48 Ryan Ludwick, R (8, PH) OBP: 0.350, SLG: 0.535 23 Denis Phipps, R (8, PR) OBP: 0.364, SLG: 0.700 21 Todd Frazier, R (8, 3) OBP: 0.336, SLG: 0.505		C FF 90 C FF 92 B FF 93 B CU 78 S FF 93 2-3 ① K	X FF 90 0-0 2B	B SL 80 S FF 91 S SL 81 X FF 92 1-2 15 SH1-4 27 1B 2B	S SL 87 C FF 96 B FF 95 D SL 87 F SL 88 F SL 87 B FF 96 D SL 87 4-2 BB	2	0	1	0	0	1	0
						0	0	0	0	0	0	0
						1	0	1	0	0	0	0
						0	1	0	0	0	0	0
						0	0	0	0	1	0	0
Inning Stats	R: 0 E: 0 K: 0 S: 13 H: 2 LOB: 2 BB: 0 P: 21	R: 0 E: 0 K: 1 S: 9 H: 0 LOB: 0 BB: 0 P: 13	R: 0 E: 0 K: 2 S: 12 H: 0 LOB: 0 BB: 0 P: 15	R: 0 E: 0 K: 1 S: 10 H: 0 LOB: 1 BB: 1 P: 19	R: 0 E: 0 K: 1 S: 10 H: 1 LOB: 1 BB: 0 P: 15	R: 0 E: 0 K: 0 S: 6 H: 1 LOB: 0 BB: 0 P: 11	R: 0 E: 0 K: 2 S: 11 H: 1 LOB: 1 BB: 0 P: 17	R: 1 E: 0 K: 2 S: 16 H: 2 LOB: 2 BB: 1 P: 30	R: 0 E: 0 K: 0 S: 14 H: 0 LOB: 2 BB: 2 P: 24	1B: 5 2B: 2 3B: 0 HR: 0 SF: 0 SAC: 2 DP: 1 HBP: 0						

PITCHER		IP	WLS	BF	H	R	ER	SO	BB	IBB	HBP	BLK	WP	HR	S	P	ERA	WHIP
60 Kyle McPherson, R ERA: 2.73	(1, 1)	6.0		22	4	0	0	5	1	0	0	0	0	0	60	94	0.00	0.833
48 Jared Hughes, R ERA: 2.89	(7, 1)	1.0		4	1	0	0	2	0	0	0	0	0	0	11	17	0.00	1.000
39 Jason Grilli, R ERA: 2.97	(8, 1)	1.0	B	6	2	1	1	2	0	1	0	0	0	0	16	30	9.00	2.000
52 Joel Hanrahan, R ERA: 2.45	(9, 1)	1.0	W	5	0	0	0	0	2	0	0	0	0	0	14	24	0.00	2.000

PITCHER	IP	WLS	BF	H	R	ER	SO	BB	IBB	HBP	BLK	WP	HR	S	P	ERA	WHIP

TOP

Cincinnati Reds @ Pittsburgh Pirates

PNC Park, Pittsburgh, PA

Sat Sep 29 2012, 7:08 PM - 10:17 PM EDT

Att. 38,623 - Partly Cloudy - 63 F

livebaseballscorecards.com

AB	31
R	1
H	7
RBI	1
BB	4
SO	9
LOB	19

1B: 5	SF: 0	WP: 0	PA: 37
2B: 2	SAC: 2	PB: 0	
3B: 0	DP: 1	SB: 0	
HR: 0	HBP: 0	CS: 0	

Cincinnati Reds @ Pittsburgh Pirates

PNC Park, Pittsburgh, PA

Sat Sep 29 2012, 7:08 PM - 10:17 PM EDT

Att. 38,623 - Partly Cloudy - 63 F

livebaseballscorecards.com

BOTTOM

Batter	1	2	3	4	5	6	7	8	9	AB	R	H	RBI	BB	SO	LOB
7 Alex Presley, L (1, 7) OBP: 0.280, SLG: 0.404	B SI 88 C SI 88 X SI 89 1-1 ① G4-3	X CH 83 0-0 ③ FC3-6 1-2f			C SI 91 X KC 79 0-1 ② G3-1		B FS 84 S FS 84 D FS 85 X FS 85 2-1 22 F8 2B 3-H	C FF 94 X CU 81 0-1 ③ P3		4	0	1	1	0	0	3
6 Starling Marte, R (8, 7) OBP: 0.295, SLG: 0.405										1	0	0	0	0	0	3
5 Josh Harrison, R (1, 4) OBP: 0.283, SLG: 0.356	B SI 88 B FC 88 B SI 89 C SI 89 X SI 90 3-1 1B		C SI 89 F SI 89 X SI 89 0-2 ① P6		B SL 81 B FC 89 F FC 90 B SI 92 X SI 91 3-1 ③ G4-3		B FF 93 B FF 91 B FF 90 B FF 90 4-0 BB		C FF 93 F FC 91 F FF 94 X SI 94 0-2 ① L8	4	0	1	0	1	0	0
22 Andrew McCutchen, R (1, 8) OBP: 0.401, SLG: 0.559	C FC 88 C SI 89 1 SAFE B SI 89 B SL 81 S SL 80 2-3 ② K		B SI 89 X SL 79 1-0 ② L7			F SL 80 X SI 89 0-1 ① F8	B FS 85 C FS 84 X FF 89 1-1 ② F8 2-3		B FC 91 C SL 87 B SL 90 F SI 94 X FF 96 2-2 HR	5	1	1	1	0	1	4
46 Garrett Jones, L (1, 9) OBP: 0.319, SLG: 0.510	X SI 90 0-0 ③ F7		C SI 91 B SI 92 X SI 90 1-1 ③ P4			C SI 90 C SI 90 B SI 91 X FF 90 1-2 24 1B 1B	S FS 83 S FF 92 T FF 90 0-2 ③ K			4	0	1	0	0	1	3
39 Jason Grilli, R (8, 1)										0	0	0	0	0	0	0
52 Joel Hanrahan, R (9, 1)										0	0	0	0	0	0	0
14 Gaby Sanchez, R (1, 3) OBP: 0.283, SLG: 0.347		C SI 89 C SI 90 B CU 80 B SI 90 B SI 91 X FC 90 3-2 ① P4		X FC 87 0-0 ① G5-3		D FC 90 X SI 90 1-0 ② P2		C FC 92 B FC 94 S FC 91 B FC 93 X FC 92 2-2 ① L7		4	0	0	0	0	0	1
24 Pedro Alvarez, L (1, 5) OBP: 0.320, SLG: 0.472		C SI 91 B FF 90 X FC 90 1-1 60 BB 2B		C SI 89 C KC 78 B FC 88 C SI 90 1-3 ② K		B KC 78 F SI 90 X SI 91 1-1 1-2 1B		X CU 79 0-0 ② F9		4	0	2	0	0	1	0
55 Michael McKenry, R (1, 2) OBP: 0.326, SLG: 0.455		B FC 87 F SI 91 B SI 90 2 SAFE B FF 89 C SI 90 X SI 91 3-2 ② L8		C SI 89 B SI 91 B KC 79 C SI 91 B SI 91 B SI 86 4-2 12 FC6-4 BB		F FC 88 B SI 91 B SI 91 F FC 89 X SI 91 2-2 ③ F7		B FC 92 B CU 80 B FC 91 C FF 94 F FF 95 F FF 96 B FC 93 4-2 31 E 31 1B BB		2	0	0	0	2	0	3
12 Clint Barmes, R (1, 6) OBP: 0.265, SLG: 0.320	I IN 70 I IN 71 I IN 73 I IN 73 4-0 60 BB IBB			X SI 90 0-0 ③ FC6-4 1-2f			B FF 91 B FF 92 C FF 91 F FF 92 F FS 86 B FS 85 F FF 91 X FF 92 3-2 2 SH2-3 2 E 7 2B 1B	B FF 94 X SI 93 1-0 E6 69 WP 1-3 1B		2	0	1	0	1	0	1
3 Chase d'Arnaud, R (7, PR)										0	1	0	0	0	0	0
31 Jose Tabata, R (8, 9) OBP: 0.314, SLG: 0.347										1	0	1	0	0	0	0
60 Kyle McPherson, R (1, 1)		B SL 79 B SI 90 B SI 90 C SI 90 B SI 91 4-1 7 FC3-6 1-2 2-3 BB			C SI 89 S FC 89 B FC 89 S SL 81 1-3 ① K		1 SAFE C FF 92 X FS 85 0-1 ① SH2-3 1-3	C FC 78 B CU 77 F FC 91 B CU 83 D CU 79 B FF 92 4-2 1-2 BB		1	0	0	0	1	1	0
48 Jared Hughes, R (7, 1)										0	0	0	0	0	0	0
2 Brock Holt, L (7, PH) OBP: 0.338, SLG: 0.365										0	0	0	0	0	0	0
69 Jordy Mercer, R (8, 6) OBP: 0.265, SLG: 0.371										0	0	0	0	1	0	0
Inning Stats	R: 0 E: 0 K: 1 S: 8 H: 1 LOB: 1 BB: 0 P: 14	R: 0 E: 0 K: 0 S: 10 H: 1 LOB: 3 BB: 2 P: 25	R: 0 E: 0 K: 0 S: 6 H: 0 LOB: 0 BB: 0 P: 8	R: 0 E: 0 K: 1 S: 7 H: 0 LOB: 1 BB: 1 P: 12	R: 0 E: 0 K: 1 S: 7 H: 0 LOB: 0 BB: 0 P: 11	R: 0 E: 0 K: 0 S: 11 H: 2 LOB: 2 BB: 0 P: 16	R: 1 E: 1 K: 1 S: 14 H: 2 LOB: 2 BB: 1 P: 24	R: 0 E: 1 K: 0 S: 12 H: 1 LOB: 3 BB: 2 P: 23	R: 1 E: 0 K: 0 S: 7 H: 1 LOB: 0 BB: 0 P: 9	1B: 5 2B: 2 3B: 0 HR: 1	SF: 0 SAC: 1 DP: 0 HBP: 0						

	AB	32
	R	2
	H	8
	RBI	2
	BB	6
	SO	4
	LOB	18

PITCHER		IP	WLS	BF	H	R	ER	SO	BB	IBB	HBP	BLK	WP	HR	S	P	ERA	WHIP
44 Mike Leake, R ERA: 4.58	(1, 1)	6.0		25	4	0	0	3	2	1	0	0	0	0	49	86	0.00	1.000
33 Jose Arredondo, R ERA: 3.0	(7, 1)	1.0		6	2	1	1	1	1	0	0	0	0	0	14	24	9.00	3.000
66 Logan Ondrusek, R ERA: 3.52	(8, 1)	1.0		6	1	0	0	0	2	0	0	0	1	0	12	23	0.00	3.000
50 Jonathan Broxton, R ERA: 2.37	(9, 1)	0.1	L	2	1	1	1	0	0	0	0	0	0	1	7	9	27.00	3.000

PITCHER	IP	WLS	BF	H	R	ER	SO	BB	IBB	HBP	BLK	WP	HR	S	P	ERA	WHIP

Cincinnati Reds @ Pittsburgh Pirates

PNC Park, Pittsburgh, PA

Sun Sep 30 2012, 1:41 PM - 4:41 PM EDT

Att. 32,814 - Cloudy - 55 F

TOP

livebaseballscorecards.com

Batter	1	2	3	4	5	6	7	8	9	AB	R	H	RBI	BB	SO	LOB
4 Brandon Phillips, R (1, 4) OBP: 0.323, SLG: 0.434 2 Zack Cozart, R (6, 6) OBP: 0.291, SLG: 0.405	F FF 87 F FF 89 B FF 89 F FF 90 F FF 89 C CU 76 1-3 K ①		S FF 88 F FF 88 B FF 89 X SI 90 1-2 15 1B 19 2B 1B		B FF 89 X FF 89 1-0 P3 ①		B SI 94 C SI 94 F CH 87 B CH 86 S SI 94 2-3 K ③		B FF 94 C SL 83 X FF 94 1-1 2-H 2B	3 2	1 0	1 1	0 1	0 0	1 1	0 0
15 Wilson Valdez, R (1, 6) OBP: 0.234, SLG: 0.224 (6, 4)	B FF 89 F FF 88 B FF 89 B SI 89 C FF 88 F FF 89 X FF 90 3-2 19 G4-3 1B		B CU 73 X FF 88 1-0 19 2B 21 G6-3 1-3 1B		C FF 89 B CU 76 F FF 89 F CU 78 S CU 77 1-3 K ②			F FF 91 C SL 80 C FF 92 0-3 K ① X FF 94 0-0 G4-3 ③		5	1	2	0	0	2	1
19 Joey Votto, L (1, 3) OBP: 0.477, SLG: 0.575	S FF 89 C SI 88 1 SAFE F CU 78 X CU 78 0-2 G4-3 1-2 ②		F SI 89 C SI 89 B CU 79 B SI 90 1 SAFE X SI 90 2-2 1-3 3-H 2B		C FF 88 C CU 79 F CU 77 B SI 89 T CU 78 1-2 K ③			B FF 92 F FF 93 B SL 82 X FF 92 2-1 1B		4	0	2	1	0	1	1
21 Todd Frazier, R (1, 9) OBP: 0.333, SLG: 0.500 (8, 7) (9, 5)	F FF 89 T FF 90 B FF 88 X FF 90 1-2 P4 ③		C CU 76 F FF 89 F CU 77 B FF 90 F FF 89 X CU 76 1-2 G6-3 3-H ①			B FF 88 F CU 76 X CU 76 1-1 L5 ①		C SL 81 F SL 80 S FF 93 0-3 K ②		4	0	0	1	0	1	3
28 Chris Heisey, R (1, 7) OBP: 0.317, SLG: 0.404 32 Jay Bruce, L (8, PH) OBP: 0.327, SLG: 0.519 (8, 9)		B FF 86 F SI 88 X FF 88 1-1 P3 ①	C SI 89 B CU 76 C CU 76 F FF 90 F CU 76 F FF 90 C CU 78 1-3 K ②			B FF 90 F FF 89 B CH 84 C CU 76 X FF 89 2-2 G6-3 ②		S FF 93 S FF 92 S FF 93 0-3 K ③		3 1	0 0	0 0	0 0	0 0	1 1	1 1
43 Miguel Cairo, R (1, 5) OBP: 0.214, SLG: 0.284 26 Xavier Paul, L (9, PH) OBP: 0.380, SLG: 0.470 (9, 7)		X CH 84 0-0 29 BB 1B	X CU 75 0-0 F7 ③			C CH 83 F CU 78 X SI 90 0-2 2B			F FF 94 F FF 94 B SL 86 B SL 86 F FF 94 X FF 96 2-2 HR	3 1	0 1	2 1	0 1	0 0	0 0	1 0
6 Drew Stubbs, R (1, 8) OBP: 0.278, SLG: 0.335		C CH 83 X CU 76 0-1 L6 ②		B FF 88 S FF 90 F FF 89 B CU 78 X CU 78 2-2 G5-3 ①		F FF 90 B CU 79 F FF 90 D CU 77 S CU 78 2-3 K ③			X FF 96 0-0 P4 ①	4	0	0	0	0	1	2
29 Ryan Hanigan, R (1, 2) OBP: 0.366, SLG: 0.341		C SI 88 B CU 76 B SI 89 F SI 88 F CU 76 F FF 91 B FF 90 F CU 77 B SI 90 4-2 1-2 BB		F FF 90 F FF 90 X FF 89 0-2 L7 ②			B SI 94 C SI 92 B SI 93 B SI 93 F SI 94 X SI 94 3-2 G5-3 ①		C FF 95 B SL 84 B FF 94 X FF 95 2-1 G5-3 ②	3	0	0	0	1	0	0
47 Johnny Cueto, R (1, 1) OBP: 0.090, SLG: 0.104 63 Sam LeCure, R (8, 1) 51 Sean Marshall, L (8, 1) 48 Ryan Ludwick, R (9, PH) OBP: 0.351, SLG: 0.539 23 Denis Phipps, R (9, PR) OBP: 0.364, SLG: 0.700 54 Aroldis Chapman, L (9, 1)		S FF 90 T FF 89 S CU 74 0-3 K ③		B FF 90 C FF 90 F FF 89 B CU 75 C FF 88 2-3 K ③			C SI 94 L SI 94 S SI 94 0-3 K ②		S SL 84 C SL 84 X SL 83 0-2 2 2B 2B	3 0 0 1 0 0	0 0 0 0 1 0	0 0 0 1 0 0	0 0 0 0 0 0	0 0 0 0 0 0	3 0 0 0 0 0	2 0 0 0 0 0

	AB	37
	R	4
	H	10
	RBI	4
	BB	1
	SO	12
	LOB	12

Inning Stats																								
	R: 0	H: 1	R: 0	H: 1	R: 2	H: 3	R: 0	H: 0	R: 0	H: 0	R: 0	H: 1	R: 0	H: 0	R: 0	H: 1	R: 2	H: 3	1B: 5	SF: 0	WP: 0	PA: 38
	E: 0	LOB: 1	E: 0	LOB: 2	E: 0	LOB: 1	E: 0	LOB: 0	E: 0	LOB: 0	E: 0	LOB: 1	E: 0	LOB: 0	E: 0	LOB: 1	E: 0	LOB: 1	2B: 4	SAC: 0	PB: 0	
	K: 1	BB: 0	K: 1	BB: 1	K: 1	BB: 0	K: 2	BB: 0	K: 1	BB: 0	K: 2	BB: 0	K: 3	BB: 0	K: 0	BB: 0	3B: 0	DP: 0	SB: 0	
	S: 16	P: 21	S: 13	P: 18	S: 19	P: 25	S: 9	P: 12	S: 11	P: 16	S: 9	P: 14	S: 11	P: 13	S: 13	P: 18	HR: 1	HBP: 0	CS: 0	

PITCHER		IP	WLS	BF	H	R	ER	SO	BB	IBB	HBP	BLK	WP	HR	S	P	ERA	WHIP
51 Wandy Rodriguez, L	(1, 1)	6.0		25	6	2	2	7	1	0	0	0	0	0	77	105	3.00	1.167
ERA: 3.76																		
44 Tony Watson, L	(7, 1)	1.0	H	3	0	0	0	2	0	0	0	0	0	0	9	14	0.00	0.000
ERA: 3.44																		
39 Jason Grilli, R	(8, 1)	1.0	H	4	1	0	0	3	0	0	0	0	0	0	11	13	0.00	1.000
ERA: 2.91																		
52 Joel Hanrahan, R	(9, 1)	1.0	L	6	3	2	2	0	0	0	0	0	0	1	13	18	18.00	3.000
ERA: 2.72																		

PITCHER	IP	WLS	BF	H	R	ER	SO	BB	IBB	HBP	BLK	WP	HR	S	P	ERA	WHIP

Cincinnati Reds @ Pittsburgh Pirates

PNC Park, Pittsburgh, PA

Sun Sep 30 2012, 1:41 PM - 4:41 PM EDT

Att. 32,814 - Cloudy - 55 F

livebaseballscorecards.com

BOTTOM

Batter	1	2	3	4	5	6	7	8	9	AB	R	H	RBI	BB	SO	LOB
7 Alex Presley, L (1, 7) OBP: 0.279, SLG: 0.405 6 Starling Marte, R (8, 7) OBP: 0.293, SLG: 0.403	C SI 90 F CH 82 X FF 90 0-2 ① F7		C SI 91 X CH 82 0-1 E3 5 FC1-5-6		B CH 83 C FF 91 C SL 83 B SL 82 F CH 84 X SL 86 2-2 5 SH1-3 22 1B 2B		F SI 93 X CH 84 0-1 ② G4-3		B FF 98 S FF 98 C SL 86 S FF 99 1-3 ③ K	4 1	1 0	1 0	0 0	0 0	0 1	0 2
5 Josh Harrison, R (1, 4) OBP: 0.280, SLG: 0.351	C SI 92 C SI 93 B SI 93 B FF 93 S SI 94 2-3 ② K		X SI 93 0-0 ① FC1-5-6 46 HR 2-3		X SL 82 0-0 ① SH1-3 2-3		F FF 94 B SL 89 B SL 82 X FF 94 2-1 ③ L7			3	1	0	0	0	1	1
22 Andrew McCutchen, R (1, 8) OBP: 0.402, SLG: 0.557	B FF 91 B SL 86 S SL 86 B FF 92 B SL 86 4-1 BB		X SL 85 0-0 ② F8		S FF 94 B SL 87 X SI 94 1-1 24 E 3-H 1B			B SI 90 C SI 89 S SL 79 B CH 91 C SI 90 2-3 ① K		3	0	1	1	1	1	1
46 Garrett Jones, L (1, 3) OBP: 0.319, SLG: 0.515 14 Gaby Sanchez, R (8, PH) OBP: 0.283, SLG: 0.346 (9, 3)	S SI 91 S FF 91 B FF 91 1 SAFE B FF 91 F FF 93 F SI 93 F FF 93 F FC 89 2-3 ③ S SL 85 K		B FF 93 X FF 92 1-0 2-H HR		1 SAFE S FF 93 1 SAFE S FF 93 C SL 86 0-3 ② K			C CU 77 B FF 91 B CU 78 C CU 77 X FF 92 2-2 ② F8		3 1	1 0	1 0	2 0	0 0	2 0	2 0
24 Pedro Alvarez, L (1, 5) OBP: 0.319, SLG: 0.470		X SI 90 0-0 ① F7	B FF 92 X SL 86 1-0 1B		F FC 89 1 SAFE 1 SAFE X FC 88 0-1 ③ P6 1-2			B SI 92 C SL 85 B CU 78 C CU 78 X CU 78 2-2 ③ G3		4	0	1	0	0	0	1
23 Travis Snider, L (1, 9) OBP: 0.311, SLG: 0.370 31 Jose Tabata, R (9, PH) OBP: 0.316, SLG: 0.347		B SL 85 C SI 91 B FC 88 F SL 87 C SI 92 2-3 ② K	B FF 94 C SL 86 F CH 84 D SL 84 C SL 87 2-3 ③ K			B CH 82 F CH 83 B CH 84 X SL 88 2-1 ① G6-3			B FF 97 B FF 97 B FF 97 B FF 97 4-0 12 BB 12 E BB	3 0	0 0	0 0	0 0	0 1	2 0	1 0
12 Clint Barmes, R (1, 6) OBP: 0.267, SLG: 0.320		C FF 93 F FC 87 X SI 93 0-2 26 1B 1B	B SI 92 X SL 80 1-0 ① P6			C SL 84 F FC 89 B FF 94 B SL 81 X SL 84 2-2 ② F8			1 SAFE 1 SAFE B FF 98 B FF 97 C FF 97 B FF 97 B FF 95 4-1 ① 26 1B 1-3 BB	3	0	1	0	1	0	0
26 Rod Barajas, R (1, 2) OBP: 0.285, SLG: 0.346 3 Chase d'Arnaud, R (9, PR)		B FC 88 T SL 84 X SI 93 1-1 1-2 1B	C SL 81 F SL 87 B SL 82 F SL 84 B SL 86 F SL 82 X SL 82 2-2 ② G5-3			F FF 94 S SL 83 F SI 94 S SL 84 0-3 ③ K			B FF 97 B FF 99 C FF 96 X FF 97 2-1 1-2 1B	4 0	0 0	2 0	0 0	0 0	1 0	0 0
51 Wandy Rodriguez, S (1, 1) OBP: 0.129, SLG: 0.066 44 Tony Watson, L (7, 1) 2 Brock Holt, L (7, PH) OBP: 0.333, SLG: 0.359 39 Jason Grilli, R (8, 1) 52 Joel Hanrahan, R (9, 1) 55 Michael McKenry, R (9, PH) OBP: 0.325, SLG: 0.453		B SI 93 X FF 92 1-0 ③ P5	C FF 92 X SL 87 0-1 ③ G4-3				B FF 91 C SL 86 B CH 84 X FC 88 2-1 ① L5		B FF 96 C FF 98 B FF 98 F FF 96 C SL 87 2-3 ② K	2 0 1 0 0 1	0 0 0 0 0 0	0 0 0 0 0 1	0 0 0 0 0 2	0 0 0 0 0 1	0 0 0 0 0 2	2 0 0 0 0 0
Inning Stats	R: 0 E: 0 K: 2 S: 14 H: 0 LOB: 1 BB: 1 P: 22	R: 0 E: 0 K: 1 S: 10 H: 2 LOB: 2 BB: 0 P: 14	R: 2 E: 1 K: 1 S: 9 H: 2 LOB: 1 BB: 0 P: 13	R: 0 E: 0 K: 0 S: 8 H: 0 LOB: 0 BB: 0 P: 11	R: 1 E: 1 K: 1 S: 12 H: 2 LOB: 1 BB: 0 P: 15	R: 0 E: 0 K: 1 S: 9 H: 0 LOB: 0 BB: 0 P: 13	R: 0 E: 0 K: 0 S: 6 H: 0 LOB: 0 BB: 0 P: 10	R: 0 E: 0 K: 1 S: 9 H: 0 LOB: 0 BB: 0 P: 15	R: 0 E: 1 K: 2 S: 9 H: 1 LOB: 2 BB: 2 P: 22	1B: 5 2B: 1 3B: 0 HR: 1 SF: 0 SAC: 1 DP: 0 HBP: 0						

	AB	33
	R	3
	H	7
	RBI	3
	BB	3
	SO	9
	LOB	12

WP: 0 PA: 37
PB: 0
SB: 0
CS: 0

PITCHER		IP	WLS	BF	H	R	ER	SO	BB	IBB	HBP	BLK	WP	HR	S	P	ERA	WHIP
47 Johnny Cueto, R ERA: 2.78	(1, 1)	7.0		29	6	3	1	6	1	0	0	0	0	1	68	98	1.29	1.000
63 Sam LeCure, R ERA: 3.21	(8, 1)	0.1		1	0	0	0	1	0	0	0	0	0	0	3	5	0.00	0.000
51 Sean Marshall, L ERA: 2.55	(8, 1)	0.2	W	2	0	0	0	0	0	0	0	0	0	0	6	10	0.00	0.000
54 Aroldis Chapman, L ERA: 1.53	(9, 1)	1.0	S	5	1	0	0	2	2	0	0	0	0	0	9	22	0.00	3.000

PITCHER	IP	WLS	BF	H	R	ER	SO	BB	IBB	HBP	BLK	WP	HR	S	P	ERA	WHIP

Atlanta Braves @ Pittsburgh Pirates

PNC Park, Pittsburgh, PA

Mon Oct 01 2012, 7:08 PM - 9:45 PM EDT

Att. 15,009 - Cloudy - 62 F

TOP

livebaseballscorecards.com

Batter	1	2	3	4	5	6	7	8	9	AB	R	H	RBI	BB	SO	LOB
24 Michael Bourn, L (1, 8) OBP: 0.349, SLG: 0.394	C SI 91 B KC 80 C SI 93 F KC 82 S SI 93 1-3 ① K		B KC 80 X SI 91 1-0 14 BB, 22 1B 1B		B SI 90 C SI 89 B KC 82 F SI 90 B SI 91 B SI 91 4-2 14 CS BB			B SI 95 C SI 95 B SL 86 B SI 95 C SI 95 S SI 95 3-3 ② K		3	1	1	0	1	2	0
14 Martín Prado, R (1, 4) OBP: 0.360, SLG: 0.438	C SI 93 C SI 92 X SI 92 0-2 ② F9		B SI 91 D KC 82 B SI 90 C SI 91 B SI 91 4-1 22 1B, 1-2 BB		B SI 90 1 SAFE C SI 90 C KC 80 B CH 80 F SI 92 F KC 83 X SI 92 2-2 ② ③ F9, 1-2			B SI 95 B SI 94 C SI 94 B SI 95 B SI 94 4-1 BB		2	0	0	0	2	0	1
22 Jason Heyward, L (1, 9) OBP: 0.334, SLG: 0.478	S SI 93 X SI 94 0-1 ③ G5-3		B SI 91 C SI 91 T SI 92 D KC 81 F KC 82 B SI 92 X SI 91 3-2 10 BB, 1-3 2-H 1B			B SI 89 B SI 89 C SI 89 F SI 91 F SI 91 B KC 79 F SI 92 F SI 92 3-2 ① X SI 92 F7		1 SAFE S SL 85 S SL 85 B SI 94 X SL 86 1-2 ③ F8		4	0	1	1	0	0	1
10 Chipper Jones, S (1, 5) OBP: 0.376, SLG: 0.453		B SI 92 X CH 82 1-0 ① L5	B KC 80 D CH 80 C CH 81 F SI 91 B KC 82 D CH 81 4-2 1-2 BB			B SI 92 C SI 92 X KC 81 1-1 ② G6-3			B SI 92 X SI 92 1-0 ① G6-3	3	0	0	0	1	0	0
5 Freddie Freeman, L (1, 3) OBP: 0.343, SLG: 0.460 13 Jose Constanza, L (9, PR) OBP: 0.321, SLG: 0.271		C KC 80 B KC 82 B SI 93 F SI 93 B SI 92 B SI 92 4-2 11 BB, BB	X SI 91 0-0 ③ G3			F KC 80 C KC 82 B KC 82 S SI 92 1-3 ③ K			X SI 92 0-0 E5	3 0	0 0	0 0	0 0	1 0	1 0	3 0
11 Reed Johnson, R (1, 7) OBP: 0.332, SLG: 0.393 27 Lyle Overbay, L (9, PH) OBP: 0.325, SLG: 0.389		C SI 92 S KC 82 D KC 77 D CH 81 B SI 90 1 SAFE B SI 91 4-2 16 G3-6-1, 1-2 BB		C SI 90 F SI 90 B SI 88 S CH 79 1-3 ① K			B SL 77 C SI 88 F CU 69 F CU 70 B CU 74 F FF 90 S SL 77 2-3 ① K		C SI 92 1 SAFE X SI 92 0-1 ② L7	2 1	0 0	0 0	0 0	1 0	2 0	0 1
16 Brian McCann, L (1, 2) OBP: 0.297, SLG: 0.396		C KC 78 B KC 81 C SI 92 B KC 82 X SI 92 2-2 ② ③ G3-6-1, 1-2f		C KC 81 S SI 92 B SI 91 C KC 82 1-3 ② K			C CU 69 B CH 80 B FF 88 S CU 69 X FF 90 2-2 ② G1-6-3		B SI 92 C SI 94 F SI 92 B SI 93 X SI 93 2-2 ③ G1-3	4	0	0	0	0	1	3
19 Andrelton Simmons, R (1, 6) OBP: 0.343, SLG: 0.428			B SI 90 B SI 91 C SI 91 C SI 90 F SI 90 X SI 91 2-2 ① F7	B SI 91 B CH 81 X SI 91 2-0 ③ F9			B SI 89 X FF 88 1-0 ③ P3			3	0	0	0	0	0	0
17 Paul Maholm, L (1, 1) OBP: 0.092, SLG: 0.111 2 Jeff Baker, R (8, PH) OBP: 0.285, SLG: 0.389 58 Peter Moylan, R (8, 1)			C SI 89 C SI 91 B SI 91 C SI 92 1-3 ② K		S SI 88 C SI 90 S KC 77 0-3 ① K			C SI 94 F SI 94 B SI 95 B SL 87 F SI 96 F CH 88 X SL 85 2-2 ① P6		2 1 0	0 0 0	0 0 0	0 0 0	0 0 0	2 0 0	0 0 0
Inning Stats	R: 0 E: 0 K: 1 S: 9 H: 0 LOB: 0 BB: 0 P: 10	R: 0 E: 0 K: 0 S: 8 H: 0 LOB: 1 BB: 2 P: 19	R: 1 E: 0 K: 1 S: 16 H: 2 LOB: 3 BB: 2 P: 31	R: 0 E: 0 K: 2 S: 7 H: 0 LOB: 0 BB: 0 P: 11	R: 0 E: 0 K: 1 S: 10 H: 0 LOB: 0 BB: 1 P: 16	R: 0 E: 0 K: 1 S: 12 H: 0 LOB: 0 BB: 0 P: 17	R: 0 E: 0 K: 1 S: 9 H: 0 LOB: 0 BB: 0 P: 14	R: 0 E: 0 K: 1 S: 12 H: 0 LOB: 1 BB: 1 P: 22	R: 0 E: 1 K: 0 S: 7 H: 0 LOB: 1 BB: 0 P: 10	1B: 2 2B: 0 3B: 0 HR: 0	SF: 0 SAC: 0 DP: 1 HBP: 0			WP: 0 PB: 0 SB: 0 CS: 1	PA: 34		

	AB	28
	R	1
	H	2
	RBI	1
	BB	6
	SO	8
	LOB	9

PITCHER	IP	WLS	BF	H	R	ER	SO	BB	IBB	HBP	BLK	WP	HR	S	P	ERA	WHIP
49 Jeff Locke, L (1, 1) ERA: 5.5	6.0	W	23	2	1	1	6	5	0	0	0	0	0	62	104	1.50	1.167
Jeff Karstens, R (7, 1) ERA: 3.97	1.0	H	3	0	0	0	1	0	0	0	0	0	0	9	14	0.00	0.000
44 Tony Watson, L (8, 1) ERA: 3.38	1.0	H	4	0	0	0	1	1	0	0	0	0	0	12	22	0.00	1.000
48 Jared Hughes, R (9, 1) ERA: 2.85	1.0	S	4	0	0	0	0	0	0	0	0	0	0	7	10	0.00	0.000

PITCHER	IP	WLS	BF	H	R	ER	SO	BB	IBB	HBP	BLK	WP	HR	S	P	ERA	WHIP

BOTTOM

Atlanta Braves @ Pittsburgh Pirates

PNC Park, Pittsburgh, PA

Mon Oct 01 2012, 7:08 PM - 9:45 PM EDT

Att. 15,009 - Cloudy - 62 F

livebaseballscorecards.com

Batter	1	2	3	4	5	6	7	8	9	AB	R	H	RBI	BB	SO	LOB
6 Starling Marte, R (1, 7) OBP: 0.298, SLG: 0.437	F SI 87 B CU 73 F CH 80 S CU 74 1-3 ① **K**		C SL 81 B CH 80 X CU 72 1-1 3 G6-3 **3B**		B SI 86 C SI 87 B CH 81 X SL 81 2-1 **HR**		B SI 88 F FC 85 C SI 88 B SL 80 S CU 73 2-3 ③ **K**			4	2	2	1	0	2	0
3 Chase d'Arnaud, R (1, 4) 69 Jordy Mercer, R (9, 4) OBP: 0.265, SLG: 0.371	C CH 83 S CH 81 F CH 81 C SI 87 0-3 ② **K**		X SI 88 0-0 ① **G6-3** **3-H**		X SI 88 0-0 ① **L7**			C SI 88 F SI 90 B SL 78 S SL 77 1-3 ① **K**		4 0	0 0	0 0	1 0	0 0	2 0	0 0
22 Andrew McCutchen, R (1, 8) OBP: 0.402, SLG: 0.558	B FC 82 B FC 82 F SI 85 B SI 87 B SI 84 4-1 **BB**		C FC 82 C FC 85 B SL 79 S CU 74 1-3 ② **K**		C CU 73 X CU 73 0-1 14 L5 **2B**			B SL 77 S SI 90 X SL 77 1-1 ② **G3**		3	0	1	0	1	1	0
14 Gaby Sanchez, R (1, 3) OBP: 0.279, SLG: 0.341	C SI 87 X CH 81 0-1 ③ **L8**		C FC 84 B FC 85 C CU 74 S SL 80 1-3 ③ **K**		B FC 83 C SI 86 F FC 84 F SL 78 F SL 79 B SI 88 D SL 79 X FC 82 3-2 ②③ **L5** **2-2**			B SI 88 X SI 88 1-0 ③ **F9**		4	0	0	0	0	1	2
55 Michael McKenry, R (1, 2) OBP: 0.325, SLG: 0.449		C SI 86 B SI 87 F CH 80 B SL 79 B SI 87 B CH 82 4-2 31 FC4-6 **BB**	X SI 87 0-0 ① **F9**			C SI 86 F CH 80 B SI 86 B SL 78 F FC 82 X FF 88 2-2 ① **F8**				2	0	0	0	1	0	0
24 Pedro Alvarez, L (1, 5) OBP: 0.318, SLG: 0.467		B SI 89 B SI 88 B SI 86 C SI 88 S FF 88 S SI 89 3-3 ① **K**	F FF 89 X CU 74 0-1 ② **G1-3**			B FC 82 X SL 78 1-0 ② **G3-1**				3	0	0	0	0	1	1
31 Jose Tabata, R (1, 9) OBP: 0.316, SLG: 0.349		F FC 84 B FC 85 B CH 80 X SI 86 2-1 ② **FC4-6** 12 1B **1-2f**	C SL 81 X CH 82 0-1 **2B**			C SI 87 B FC 84 F FC 84 B SL 79 X SI 87 2-2 ③ **G6-3**				3	0	1	0	0	0	1
12 Clint Barmes, R (1, 6) OBP: 0.270, SLG: 0.321		C SI 87 B CH 81 X CH 81 1-1 **1-2** **1B**	I IN 66 I IN 67 I IN 68 I IN 70 4-0 **IBB**				B SI 86 S FC 83 X FC 83 1-1 ① **P6**			2	0	1	0	1	0	0
49 Jeff Locke, L (1, 1) OBP: 0.091, SLG: 0.091 Jeff Karstens, R (7, 1) OBP: 0.107, SLG: 0.107 5 Josh Harrison, R (7, PH) OBP: 0.279, SLG: 0.350 44 Tony Watson, L (8, 1) 48 Jared Hughes, R (9, 1)		C SI 89 C SI 88 B SL 80 B SL 81 S FF 90 2-3 ③ **K**	C SI 88 S FC 82 F FF 89 C CU 73 0-3 ③ **K**				F SI 87 B FC 84 B FC 84 B SI 88 X SI 85 3-1 ② **G6-3**			2 0 1 0 0	0 0 0 0 0	0 0 0 0 0	0 0 0 0 0	0 0 0 0 0	2 0 0 0 0	4 0 0 0 0
Inning Stats	R: 0 E: 0 K: 2 S: 10 H: 0 LOB: 1 BB: 1 P: 15	R: 0 E: 0 K: 2 S: 12 H: 1 LOB: 2 BB: 1 P: 24	R: 1 E: 0 K: 2 S: 9 H: 1 LOB: 0 BB: 0 P: 12	R: 0 E: 0 K: 1 S: 9 H: 1 LOB: 2 BB: 1 P: 13	R: 1 E: 0 K: 0 S: 10 H: 2 LOB: 0 BB: 0 P: 15	R: 0 E: 0 K: 0 S: 8 H: 0 LOB: 0 BB: 0 P: 13	R: 0 E: 0 K: 1 S: 7 H: 0 LOB: 0 BB: 0 P: 13	R: 0 E: 0 K: 1 S: 6 H: 0 LOB: 0 BB: 0 P: 9		1B: 1 2B: 3 3B: 1 HR: 1	SF: 0 SAC: 0 DP: 1 HBP: 0				WP: 0 PB: 0 SB: 0 CS: 0	PA: 31	

PITCHER		IP	WLS	BF	H	R	ER	SO	BB	IBB	HBP	BLK	WP	HR	S	P	ERA	WHIP
17 Paul Maholm, L ERA: 3.67	(1, 1)	7.0	L	28	5	2	2	8	2	1	0	0	0	1	65	105	2.57	1.000
58 Peter Moylan, R ERA: 1.8	(8, 1)	1.0		3	0	0	0	1	0	0	0	0	0	0	6	9	0.00	0.000

PITCHER	IP	WLS	BF	H	R	ER	SO	BB	IBB	HBP	BLK	WP	HR	S	P	ERA	WHIP

AB	28
R	2
H	5
RBI	2
BB	3
SO	9
LOB	8

Atlanta Braves @ Pittsburgh Pirates

PNC Park, Pittsburgh, PA

Tue Oct 02 2012, 7:08 PM - 9:44 PM EDT

Att. 15,727 - Cloudy - 73 F

TOP

livebaseballscorecards.com

Batter	1	2	3	4	5	6	7	8	9	AB	R	H	RBI	BB	SO	LOB
24 Michael Bourn, L (1, 8) OBP: 0.348, SLG: 0.392	B FF 91 F FF 91 F CH 86 B CU 75 F SL 88 B CH 85 F SI 90 S SI 91 3-3 K		B CU 76 B CH 85 B CH 85 C SI 90 C SI 90 S SL 87 3-3 K		X CH 86 0-0 F7		C FF 95 S FC 86 B CU 77 B FF 96 X FC 85 2-2 1-H 2B			3	0	0	0	0	2	2
20 Eric Hinske, L (5, 7) OBP: 0.274, SLG: 0.313										1	0	1	0	0	0	0
1 Tyler Pastornicky, R (1, 4) OBP: 0.287, SLG: 0.325 (7, 6)	C FF 91 X FC 89 0-1 G1-3		X SI 91 0-0 G3		B SI 91 B SL 88 B FF 91 C FF 91 F SL 88 X FF 91 3-2 F9			B SI 94 X FF 94 1-0 7 WP 27 G3-4-1 1B		4	0	1	0	0	0	2
19 Andrelton Simmons, R (1, 6) OBP: 0.337, SLG: 0.420	F SL 88 F FF 91 B CU 77 F CU 74 B FF 90 X FF 90 2-2 G3			X FF 89 0-0 G5-3		B FF 89 C FF 89 X SI 90 1-1 G6-3		C CU 82 S CU 83 F SI 95 S CU 84 0-3 K		3	0	0	0	0	0	0
50 Cristhian Martinez, R (7, 1)										0	0	0	0	0	0	0
5 Freddie Freeman, L (8, PH) OBP: 0.343, SLG: 0.459										1	0	0	0	0	1	1
32 Chad Durbin, R (8, 1)										0	0	0	0	0	0	0
27 Lyle Overbay, L (1, 3) OBP: 0.331, SLG: 0.397		C FC 90 B CH 87 B CH 86 B SI 90 C SI 89 B SI 90 4-2 25 G6-3 BB		X FF 91 0-0 25 2B 2B		B SI 90 B SI 90 F SI 90 B CH 85 X SI 89 3-1 F8		F FF 94 X CH 83 0-1 G3-4-1 1-2		3	1	1	0	1	0	1
8 David Ross, R (1, 2) OBP: 0.321, SLG: 0.449		F SL 88 B FF 91 B SI 91 S SI 90 B SI 92 X SI 90 3-2 F9		B CU 76 X SI 91 1-0 G5-3		X FF 89 0-0 1B		F FF 92 B CU 84 B FF 94 X FF 94 2-1 L9 2-3		3	0	1	0	0	0	2
7 J.C. Boscan, R (6, PR) OBP: 0.125, SLG: 0.125 (6, 2)										1	0	0	0	0	0	1
25 Juan Francisco, L (1, 5) OBP: 0.284, SLG: 0.441		S CH 87 B CH 85 C FC 90 B SI 91 X CH 87 2-2 G6-3 1-2		F CU 78 B CH 86 X CH 86 1-1 2-H 2B		B CU 78 F SL 89 S CH 85 C SL 85 1-3 K			B FF 95 F SI 94 S FC 89 B CU 85 S FC 89 2-3 K	4	0	1	1	0	2	2
2 Jeff Baker, R (1, 9) OBP: 0.279, SLG: 0.380 (7, 4)	D SL 90 F SL 88 C CU 76 S CU 80 1-3 K		C SI 92 S SI 91 B CU 80 D SL 87 D SL 89 C SL 89 3-3 K				B SI 90 C SI 89 C SI 91 X SL 87 1-2 L4		S SI 94 S FC 90 S FC 89 0-3 K	4	0	0	0	0	3	2
13 Jose Constanza, L (1, 7) OBP: 0.329, SLG: 0.284 (5, 8)		C FF 89 B CU 76 X SI 90 1-1 48 SH3-4 1B		C FF 90 B CH 86 C SL 87 B CU 77 X SL 88 2-2 48 SH1-4 1B			B FF 90 X SI 89 1-0 G5-3		B SI 94 C SI 94 B FC 89 B SI 93 C SI 93 F SI 93 X SI 94 3-2 G1-3	4	0	2	0	0	0	0
48 Tommy Hanson, R (1, 1) OBP: 0.059, SLG: 0.020		L SI 89 X SI 88 0-1 SH3-4 1-2		X FF 88 0-0 SH1-4 1-2			C FC 89 L SI 90 X CU 76 0-2 20 2B 1B			0	0	0	0	0	0	0
11 Reed Johnson, R (7, PH) OBP: 0.334, SLG: 0.396 (7, 9)										1	0	1	0	0	0	0

	AB	32
	R	1
	H	8
	RBI	1
	BB	1
	SO	8
	LOB	13

Inning Stats	1	2	3	4	5	6	7	8	9
	R: 0 E: 0 K: 1 S: 11	R: 0 E: 0 K: 1 S: 11	R: 0 E: 0 K: 1 S: 8	R: 1 E: 0 K: 1 S: 8	R: 0 E: 0 K: 0 S: 8	R: 0 E: 0 K: 1 S: 8	R: 0 E: 0 K: 0 S: 10	R: 0 E: 0 K: 1 S: 9	R: 0 E: 0 K: 2 S: 10
	H: 0 LOB: 0 BB: 0 P: 16	H: 0 LOB: 1 BB: 1 P: 21	H: 1 LOB: 1 BB: 0 P: 12	H: 2 LOB: 1 BB: 0 P: 13	H: 1 LOB: 1 BB: 0 P: 13	H: 1 LOB: 1 BB: 0 P: 13	H: 2 LOB: 2 BB: 0 P: 14	H: 1 LOB: 1 BB: 0 P: 12	H: 0 LOB: 0 BB: 0 P: 15

| | | | | | | | | | |

Atlanta Braves @ Pittsburgh Pirates

PNC Park, Pittsburgh, PA

Tue Oct 02 2012, 7:08 PM - 9:44 PM EDT

Att. 15,727 - Cloudy - 73 F

livebaseballscorecards.com

Batter	1	2	3	4	5	6	7	8	9	AB	R	H	RBI	BB	SO	LOB
6 Starling Marte, R (1, 7) OBP: 0.307, SLG: 0.448	C FF 86 F CU 70 X FF 88 0-2 7 G3 22 G6-3 2B		X SL 80 0-0 ① B5-3		C SL 80 B SL 80 B CU 71 B SL 82 C FF 89 X SL 80 3-2 7 S 7 2B 1B	B CU 73 B SL 80 S FF 90 C FF 90 F CU 74 F SL 82 F FF 91 X SL 81 2-2 7 S 1B		C FC 88 B FC 87 F FC 86 B FC 87 C SI 90 2-3 ③ 1-2		5	2	3	0	0	1	1
7 Alex Presley, L (1, 9) OBP: 0.282, SLG: 0.409	B FF 89 B FF 88 F FF 88 X SL 79 2-1 ① G3 2-3		C FF 88 C SL 79 F CU 71 B SL 80 F FF 89 X SL 80 1-2 1B		1 SAFE 1 SAFE B SL 81 C FF 88 X FF 90 1-1 46 HR 1-H 2B	B FF 90 S FF 89 1 SAFE B FF 89 F FF 89 D SL 82 F FF 89 X SL 82 3-2 ③ G4-3 1-2				4	1	2	1	0	0	2
22 Andrew McCutchen, R (1, 8) OBP: 0.400, SLG: 0.554	F FF 88 X FF 89 0-1 ② G6-3 3-H		1 SAFE 1 SAFE C FF 88 B SL 82 1 SAFE X FF 89 1-1 ② F8		F SL 82 F CU 72 C SL 81 0-3 ① K		B SI 89 B SL 80 F SI 90 C SI 90 F CH 82 C SL 82 2-3 ① K			4	0	0	1	0	2	2
46 Garrett Jones, L (1, 3) OBP: 0.318, SLG: 0.519 14 Gaby Sanchez, R (9, 3) OBP: 0.279, SLG: 0.341	C FF 88 X SL 80 0-1 ③ F9		1 SAFE X FF 89 0-0 ③ L4		B SL 82 B FF 88 X FF 88 2-0 2-H HR		X SI 89 0-0 ② F8			4 0	1 0	1 0	2 0	0 0	0 0	1 0
55 Michael McKenry, R (1, 2) OBP: 0.320, SLG: 0.442		C FF 87 S SL 81 C FF 88 0-3 ① K		S SL 81 X CU 70 0-1 ① G5-3	C FF 90 S SL 83 S SL 80 0-3 ② K		S SL 82 F SI 91 X CH 82 0-2 E5			4	0	0	0	0	2	0
24 Pedro Alvarez, L (1, 5) OBP: 0.319, SLG: 0.469		X FF 88 0-0 ② F7		B FF 89 X FF 89 1-0 5 G4-3 2B	X SL 80 0-0 1B		X SI 89 0-0 ③ F7			4	0	2	0	0	0	1
5 Josh Harrison, R (1, 4) OBP: 0.278, SLG: 0.346 69 Jordy Mercer, R (9, 4) OBP: 0.265, SLG: 0.371		C FF 89 H FF 88 1-1 12 S 12 1B HBP		X FF 89 0-0 ② G4-3 2-3	C FF 90 F FF 89 1 SAFE X SL 82 0-2 ③ F8			C FC 88 B FF 90 F FC 87 X SI 92 1-2 ① G4-3		3 0	1 0	0 0	0 0	0 0	0 0	2 0
12 Clint Barmes, R (1, 6) OBP: 0.272, SLG: 0.321		C FF 88 B FF 89 C FF 89 X SL 83 1-2 1-H 1B		I IN 62 I IN 63 I IN 63 I IN 63 4-0 IBB		B FF 89 X SL 81 1-0 ① P6		C FF 91 B SI 90 F FC 87 C FC 88 1-3 ② K		3	0	1	1	1	1	0
29 Kevin Correia, R (1, 1) OBP: 0.106, SLG: 0.106 61 Justin Wilson, L (7, 1) 30 Chris Resop, R (8, 1) 23 Travis Snider, L (8, PH) OBP: 0.315, SLG: 0.374 3 Chase d'Arnaud, R (8, PR) 57 Bryan Morris, L (9, 1)		S FF 89 S FF 89 S FF 89 0-3 ③ K		S SL 81 F SL 80 B FF 91 F FF 89 S FF 91 1-3 ③ K		C FF 90 C SL 80 S FF 90 0-3 ② K		X SI 91 0-0 6 S 1B		3 0 0 1 0 0	0 0 0 0 0 0	0 0 0 1 0 0	0 0 0 0 0 0	3 0 0 0 0 0	3 0 0 0 0 0	3 0 0 0 0 0
Inning Stats	R: 1 H: 1 E: 0 LOB: 0 K: 0 BB: 0 S: 9 P: 11	R: 1 H: 1 E: 0 LOB: 1 K: 2 BB: 0 S: 11 P: 13	R: 0 H: 1 E: 0 LOB: 1 K: 0 BB: 0 S: 9 P: 11	R: 0 H: 1 E: 0 LOB: 2 K: 1 BB: 1 S: 8 P: 14	R: 3 H: 4 E: 0 LOB: 1 K: 2 BB: 0 S: 16 P: 22	R: 0 H: 1 E: 0 LOB: 1 K: 1 BB: 0 S: 14 P: 20	R: 0 H: 0 E: 1 LOB: 1 K: 1 BB: 0 S: 9 P: 11	R: 0 H: 1 E: 0 LOB: 2 K: 2 BB: 0 S: 10 P: 14		1B: 6 SF: 0 2B: 3 SAC: 0 3B: 0 DP: 0 HR: 1 HBP: 1				WP: 0 PA: 37 PB: 0 SB: 4 CS: 0		

BOTTOM	
AB	35
R	5
H	10
RBI	5
BB	1
SO	9
LOB	12

PITCHER		IP	WLS	BF	H	R	ER	SO	BB	IBB	HBP	BLK	WP	HR	S	P	ERA	WHIP
48 Tommy Hanson, R ERA: 4.48	(1, 1)	6.0	L	29	9	5	5	6	0	1	1	0	0	1	67	91	7.50	1.500
50 Cristhian Martinez, R ERA: 3.91	(7, 1)	1.0		4	0	0	0	1	0	0	0	0	0	0	9	11	0.00	0.000
32 Chad Durbin, R ERA: 3.1	(8, 1)	1.0		4	1	0	0	2	0	0	0	0	0	0	10	14	0.00	1.000

PITCHER	IP	WLS	BF	H	R	ER	SO	BB	IBB	HBP	BLK	WP	HR	S	P	ERA	WHIP

Atlanta Braves @ Pittsburgh Pirates

PNC Park, Pittsburgh, PA

Wed Oct 03 2012, 12:38 PM - 3:27 PM EDT

Att. 20,615 - Cloudy - 69 F

TOP

livebaseballscorecards.com

Batter	1	2	3	4	5	6	7	8	9	AB	R	H	RBI	BB	SO	LOB
24 Michael Bourn, L (1, 8) OBP: 0.348, SLG: 0.391	C SI 93 B KC 80 F SI 92 B KC 82 B KC 81 B SI 93 4-2 14 S 14 SF9 BB		C FF 91 B CH 87 B SI 92 X SI 92 2-1 ② F8		1 SAFE B FF 92 C SI 90 B SI 91 X SI 92 2-1 ②③ G1-3 1-2		F FF 86 X FF 86 0-1 ① SH3 1-2		F B B F B X 3-2 ③ G4-3	1	1	0	0	1	0	0
13 Jose Constanza, L (4, 8) OBP: 0.321, SLG: 0.276										2	0	0	0	0	0	1
14 Martín Prado, R (1, 7) OBP: 0.359, SLG: 0.438	C SI 93 1 SAFE B FF 93 B KC 84 B SI 93 X FF 94 3-1 ① SF9 1-H		C FF 93 C KC 81 X SI 93 0-2 ③ G4-3			X SI 92 0-0 5 G1-3 22 1B 7 1B 1B	C FF 86 X FF 87 0-1 2-3 1B			1	0	0	1	0	0	0
56 Julio Teheran, R (3, 1)										0	0	0	0	0	0	0
40 Randall Delgado, R (5, 1) OBP: 0.240, SLG: 0.240										0	0	0	0	0	0	0
10 Chipper Jones, S (6, PH) OBP: 0.377, SLG: 0.455										1	1	1	0	0	0	0
11 Reed Johnson, R (6, 9) OBP: 0.337, SLG: 0.398										1	0	1	0	0	0	0
22 Jason Heyward, L (1, 9) OBP: 0.335, SLG: 0.479	B SI 92 C SI 93 X SI 93 1-1 ② G4-3			B KC 80 C SI 90 B SI 91 X SI 91 2-1 5 S 26 1B 1B		S KC 80 B KC 81 B KC 79 F FF 93 F KC 82 X KC 82 2-2 7 1B 5 G1-3 25 G3-1 1-2 1B	C SL 77 S SL 77 S SL 78 0-3 ② K			3	2	2	0	0	0	0
53 Cory Gearrin, R (6, 1)										0	0	0	0	0	0	0
20 Eric Hinske, L (7, PH) OBP: 0.272, SLG: 0.311										1	0	0	0	0	1	2
(7, 3)																
5 Freddie Freeman, L (1, 3) OBP: 0.340, SLG: 0.456	X SI 94 0-0 ③ F8			1 SAFE F FF 94 B SI 92 1 SAFE F SI 93 1 SAFE S KC 82 1-3 ① K 1-2		F FF 93 B KC 81 X SI 93 1-1 ① G1-3 1-2 2-3	F SL 78 F FF 88 B CH 80 B SL 78 1 SAFE S SL 78 2-3 ③ K			4	0	0	0	0	2	5
34 Eric O'Flaherty, L (7, 1)										0	0	0	0	0	0	0
39 Jonny Venters, L (8, 1)										0	0	0	0	0	0	0
1 Tyler Pastornicky, R (9, 6) OBP: 0.287, SLG: 0.325										0	0	0	0	0	0	0
26 Dan Uggla, R (1, 4) OBP: 0.348, SLG: 0.384		C FF 92 C KC 82 B FF 92 C SI 92 1-3 ① K		B KC 80 B SI 92 C SI 92 X SI 94 2-1 16 1B 2-H 1B		S KC 84 B KC 84 B FF 93 D KC 84 B KC 82 4-1 25 G3-1 7 1B BB		B FF 91 F FF 91 S SL 82 S SL 82 1-3 ① K		3	0	1	1	1	2	0
16 Brian McCann, L (1, 2) OBP: 0.300, SLG: 0.399	X SI 93 0-0 19 FC5 25 G1-3 1B		C SI 92 B KC 81 X SI 93 1-1 25 G4-6-3 1-2 1B			C FF 94 T KC 82 X KC 83 0-2 25 G3-1 1-2 2-3 3-H 1B		S FF 91 B SL 82 S SL 81 S SL 83 1-3 ② K		2	0	2	0	0	0	0
7 J.C. Boscan, R (5, 2) OBP: 0.200, SLG: 0.200										2	0	1	1	0	1	0
25 Juan Francisco, L (1, 5) OBP: 0.278, SLG: 0.432	C KC 82 X SI 93 0-1 ② G1-3 1-2		X SI 93 0-0 ②③ G4-6-3 1-2f			B SI 93 F SI 93 B SI 93 X SI 93 2-1 ② G3-1 1-2 2-3 3-H		C SL 81 B SI 90 S SL 82 B SL 83 F SL 81 F SL 84 S SL 82 2-3 ③ K		4	0	0	1	0	1	5
19 Andrelton Simmons, R (1, 6) OBP: 0.335, SLG: 0.416	F FF 94 D KC 84 S SI 94 F FF 94 D KC 85 B FF 94 F SI 94 F FF 93 X SI 93 3-2 ③ FC5 2-3			X SI 91 0-0 13 G1-3 1B		B SL 88 X SI 95 1-0 ③ G6-3			B C B B T X 3-2 ① F7	4	0	1	0	0	0	3
46 Craig Kimbrel, R (9, 1)										0	0	0	0	0	0	0
30 Ben Sheets, R (1, 1)			F SI 92 C FF 92 X KC 81 0-2 ① G6-3		F SI 92 F FF 92 B KC 82 C FF 92 1-3 ① K		F FF 87 X CH 79 0-1 11 1B 13 SH3 1B		C B F B B F F F F 3-3 ② S K	0	0	0	0	0	0	0
43 Luis Avilán, L (2, 1) OBP: 0.333, SLG: 0.333										0	0	0	0	0	0	0
2 Jeff Baker, R (3, PH) OBP: 0.279, SLG: 0.378										4	0	1	0	0	2	1
(3, 7)																

Inning Stats	1	2	3	4	5	6	7	8	9
	R: 1 E: 0 K: 0 S: 7	H: 0 LOB: 0 BB: 1 P: 15	R: 0 E: 0 K: 1 S: 12	H: 1 LOB: 1 BB: 0 P: 16	R: 0 E: 0 K: 0 S: 8	H: 0 LOB: 0 BB: 0 P: 10	R: 1 E: 0 K: 1 S: 10	H: 3 LOB: 1 BB: 0 P: 16	R: 0 E: 0 K: 1 S: 6	H: 1 LOB: 0 BB: 0 P: 9	R: 2 E: 0 K: 0 S: 14	H: 3 LOB: 2 BB: 1 P: 24	R: 0 E: 0 K: 2 S: 12	H: 2 LOB: 2 BB: 0 P: 14	R: 0 E: 0 K: 3 S: 11	H: 0 LOB: 0 BB: 0 P: 15	R: 0 E: 0 K: 1 S: 13	H: 0 LOB: 0 BB: 0 P: 22

1B: 10	SF: 1
2B: 0	SAC: 1
3B: 0	DP: 1
HR: 0	HBP: 0

WP: 0	PA: 37
PB: 0	
SB: 3	
CS: 0	

AB	33
R	4
H	10
RBI	4
BB	2
SO	9
LOB	17

PITCHER		IP	WLS	BF	H	R	ER	SO	BB	IBB	HBP	BLK	WP	HR	S	P	ERA	WHIP
34 A.J. Burnett, R ERA: 3.51	(1, 1)	5.2	L	25	8	4	4	3	2	0	0	0	0	0	56	88	6.35	1.765
32 Chad Qualls, R ERA: 5.33	(6, 1)	0.1		1	0	0	0	0	0	0	0	0	0	0	1	2	0.00	0.000
41 Hisanori Takahashi, L ERA: 5.54	(7, 1)	1.0		5	2	0	0	2	0	0	0	0	0	0	12	14	0.00	2.000
63 Chris Leroux, R ERA: 5.56	(8, 1)	1.0		3	0	0	0	3	0	0	0	0	0	0	11	15	0.00	0.000
35 Rick Van Den Hurk, R ERA: 13.5	(9, 1)	1.0		3	0	0	0	1	0	0	0	0	0	0	13	22	0.00	0.000

PITCHER	IP	WLS	BF	H	R	ER	SO	BB	IBB	HBP	BLK	WP	HR	S	P	ERA	WHIP

BOTTOM

Atlanta Braves @ Pittsburgh Pirates

PNC Park, Pittsburgh, PA

Wed Oct 03 2012, 12:38 PM - 3:27 PM EDT

Att. 20,615 - Cloudy - 69 F

livebaseballscorecards.com

Batter	1	2	3	4	5	6	7	8	9	AB	R	H	RBI	BB	SO	LOB
6 Starling Marte, R (1, 7) (8, 8) OBP: 0.300, SLG: 0.437	C FF 94 B FF 93 S CU 79 B FF 95 C FF 94 2-3 K ①		C FF 93 F CU 74 B FF 91 B CH 82 X CU 75 2-2 G6-3 ③			B SL 79 C SL 80 X SI 90 1-1 G1-3 ③			F S F C 0-3 K ①	4	0	0	0	0	2	1
7 Alex Presley, L (1, 9) (8, 7) OBP: 0.279, SLG: 0.405	B FF 94 B FF 94 F FF 93 X FF 94 2-1 G6-3 ②			B CU 74 X FF 91 1-0 G4-3 ①			C SI 90 B SL 85 B SI 89 X SI 91 2-1 G4-3 ①		C S S 0-3 K ②	4	0	0	0	0	1	1
22 Andrew McCutchen, R (1, 8) OBP: 0.400, SLG: 0.553 31 Jose Tabata, R (8, 9) OBP: 0.315, SLG: 0.348	F FF 95 F CU 80 S FF 96 0-3 K ③			S FF 93 X FF 93 0-1 24 PO 1B			X SI 91 0-0 F8 ②		F F B F C 1-3 K ③	3 1	0 0	1 0	0 0	0 0	1 1	0 1
46 Garrett Jones, L (1, 3) OBP: 0.317, SLG: 0.516		S FF 93 B SI 92 C CU 74 X SI 94 1-2 G3 ①		C FF 91 1 SAFE B FF 91 F CH 81 F FF 92 B CU 74 X FF 92 2-2 F7 ②			C SL 85 B FF 90 S SL 86 B SL 86 F SI 90 X SL 86 2-2 G4-3 ③			3	0	0	0	0	0	1
24 Pedro Alvarez, L (1, 5) OBP: 0.317, SLG: 0.467		S SI 92 B FF 93 F SI 92 S CU 77 1-3 K2-3 ②		B FF 91 1 SAFE F CH 84 F FF 92 D CH 83 F FF 92 1 SAFE 2-2 PO ③ 1-2	B FF 92 S CH 81 B FF 92 T SI 92 B SI 94 S CH 83 3-3 K ①			S SI 94 T SI 95 C SL 86 0-3 K ①		3	0	0	0	0	3	0
5 Josh Harrison, R (1, 4) OBP: 0.279, SLG: 0.345		C SI 92 S FF 93 B SI 91 F SI 92 B CU 76 B CU 76 F SI 93 F SI 93 X SI 94 3-2 1B			C CU 74 B FF 92 C FF 92 F FF 93 S FF 92 1-3 K ②			X SI 94 0-0 G4-3 ②		3	0	1	0	0	1	0
12 Clint Barmes, R (1, 6) OBP: 0.272, SLG: 0.321		F SI 91 B CH 83 C SI 92 B SI 91 F SI 91 X SI 93 2-2 G5-3 ③			B FF 92 S FF 92 S FF 93 B FF 92 F CH 81 F FF 92 C FF 93 2-3 K ③			B SI 95 X SI 94 1-0 1B		3	0	1	0	0	1	1
26 Rod Barajas, R (1, 2) OBP: 0.283, SLG: 0.343			X FF 93 0-0 F8 ①			B SL 80 X SI 89 1-0 G6-3 ①		C SI 94 B SI 94 S SL 86 1 SAFE S SL 87 1-3 K ③		3	0	0	0	0	1	1
34 A.J. Burnett, R (1, 1) OBP: 0.106, SLG: 0.063 32 Chad Qualls, R (6, 1) 2 Brock Holt, L (6, PH) OBP: 0.329, SLG: 0.354 41 Hisanori Takahashi, L (7, 1) 63 Chris Leroux, L (8, 1) 35 Rick Van Den Hurk, R (9, 1) 23 Travis Snider, L (9, PH) OBP: 0.319, SLG: 0.378			B FF 93 B FF 93 C FF 91 X FF 93 2-1 G3 ②			C SI 90 C SL 80 B CH 81 F SL 81 B SI 91 F SI 90 X SI 92 2-2 G6-3 ②			B F X 1-1 1B	1 0 1 0 0 0 1	0 0 0 0 0 0 0	0 0 0 0 0 0 1	0 0 0 0 0 0 0	0 0 0 0 0 0 1	0 0 0 0 0 0 0	0 0 1 0 0 0 0
Inning Stats	R: 0 E: 0 K: 2 S: 8 H: 0 LOB: 0 BB: 0 P: 12	R: 0 E: 0 K: 1 S: 16 H: 1 LOB: 1 BB: 0 P: 23	R: 0 E: 0 K: 0 S: 6 H: 0 LOB: 0 BB: 0 P: 10	R: 0 E: 0 K: 0 S: 10 H: 1 LOB: 1 BB: 0 P: 15	R: 0 E: 0 K: 3 S: 12 H: 0 LOB: 0 BB: 0 P: 18	R: 0 E: 0 K: 0 S: 8 H: 0 LOB: 0 BB: 0 P: 12	R: 0 E: 0 K: 0 S: 7 H: 0 LOB: 0 BB: 0 P: 11	R: 0 E: 0 K: 2 S: 8 H: 1 LOB: 1 BB: 0 P: 10	R: 0 E: 0 K: 3 S: 13 H: 1 LOB: 1 BB: 0 P: 15	1B: 4 2B: 0 3B: 0 HR: 0 SF: 0 SAC: 0 DP: 0 HBP: 0						

AB	30
R	0
H	4
RBI	0
BB	0
SO	11
LOB	6

WP: 0 PB: 0 SB: 0 CS: 0 PA: 31

PITCHER		IP	WLS	BF	H	R	ER	SO	BB	IBB	HBP	BLK	WP	HR	S	P	ERA	WHIP
30 Ben Sheets, R ERA: 3.47	(1, 1)	1.0		3	0	0	0	2	0	0	0	0	0	0	8	12	0.00	0.000
43 Luis Avilán, L ERA: 2.0	(2, 1)	1.0	W	4	1	0	0	1	0	0	0	0	0	0	16	23	0.00	1.000
56 Julio Teheran, R ERA: 5.68	(3, 1)	2.0	H	6	1	0	0	0	0	0	0	0	0	0	16	25	0.00	0.500
40 Randall Delgado, R ERA: 4.37	(5, 1)	1.0	H	3	0	0	0	3	0	0	0	0	0	0	12	18	0.00	0.000
53 Cory Gearrin, R ERA: 1.8	(6, 1)	1.0		3	0	0	0	0	0	0	0	0	0	0	8	12	0.00	0.000

PITCHER		IP	WLS	BF	H	R	ER	SO	BB	IBB	HBP	BLK	WP	HR	S	P	ERA	WHIP
34 Eric O'Flaherty, L ERA: 1.73	(7, 1)	1.0		3	0	0	0	0	0	0	0	0	0	0	7	11	0.00	0.000
39 Jonny Venters, L ERA: 3.22	(8, 1)	1.0		4	1	0	0	2	0	0	0	0	0	0	8	10	0.00	1.000
46 Craig Kimbrel, R ERA: 1.01	(9, 1)	1.0		4	1	0	0	3	0	0	0	0	0	0	13	15	0.00	1.000