

Pittsburgh Pirates - 2012

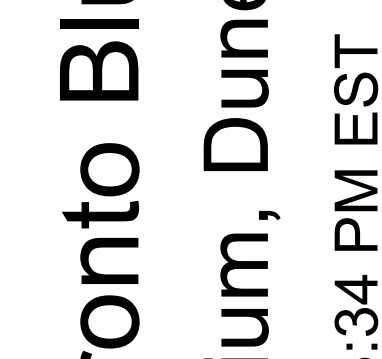
Batter	1	2	3	4	5	6	7	8	9	AB	R	H	RBI	BB	SO	LOB	TOP
31 Jose Tabata, R (1.9) 49 Brandon Boggs, S (5.9) ERA: 9.00	G5-3		G6-3		F8			G5-3		2	0	0	0	0	0	0	Pittsburgh Pirates @ Toronto Blue Jays Florida Auto Exchange Stadium, Dunedin, FL Sat Mar 03 2012, 1:06 PM - 3:34 PM EST Att: 4,059 - Partly Cloudy - 83 F
12 Clint Barmes, R (1.6) 5 Josh Harrison, R (5.6) ERA: 9.00	K		L7		HBP			BB		2	0	0	0	0	1	0	
18 Neil Walker, S (1.4) 10 Anderson Hernandez, S (5.4) ERA: 9.00	E5				L3			FC4-6		2	0	0	0	0	0	0	
14 Casey McGehee, R (1.3) 19 Nick Evans, R (5.3) ERA: 9.00	G5-3				G6-3			K		2	0	0	0	0	1	2	
36 Yamaico Navarro, R (1.5) 75 Jeremy Farrell, R (5.5) ERA: 9.00		E6			F8					2	0	0	0	0	0	0	
2 Nate McLouth, L (1.8) 64 Staring Marte, R (5.8) OBP: 0.500, SLG: 1.000		BB			HBP			F9		0	0	0	0	1	0	0	
41 Jake Fox, R (1.10) 65 Matt Hague, R (9.9) ERA: 9.00		BB			HBP			2B		2	0	1	0	0	0	2	
62 Gorkys Hernández, R (1.7) 73 Robbie Grossman, S (5.7) ERA: 9.00		BB			1B					3	0	0	0	0	1	3	
55 Michael McKenry, R (1.2) 68 Eric Fryer, R (5.2) ERA: 9.00					1B					1	0	0	0	0	0	0	
Inning Stats	R: 0 E: 1 K: 1 S: 6	H: 0 LOB: 1 BB: 0 P: 6	R: 0 E: 1 K: 1 S: 5	H: 0 LOB: 1 BB: 1 P: 9	R: 0 E: 0 K: 1 S: 5	H: 0 LOB: 0 BB: 0 P: 5	R: 0 E: 0 K: 0 S: 3	H: 0 LOB: 0 BB: 0 P: 3	R: 1 E: 0 K: 0 S: 4	H: 2 LOB: 1 BB: 0 P: 6	R: 0 E: 0 K: 1 S: 5	H: 0 LOB: 2 BB: 1 P: 10	R: 0 E: 0 K: 1 S: 5	H: 0 LOB: 1 BB: 0 P: 5	R: 0 E: 0 K: 1 S: 6	H: 1 LOB: 1 BB: 0 P: 6	
PITCHER	IP WLS BF H R ER SO BB IBB HBP BLK WP HR S P ERA WHIP	IP WLS BF H R ER SO BB IBB HBP BLK WP HR S P ERA WHIP	IP WLS BF H R ER SO BB IBB HBP BLK WP HR S P ERA WHIP	IP WLS BF H R ER SO BB IBB HBP BLK WP HR S P ERA WHIP	IP WLS BF H R ER SO BB IBB HBP BLK WP HR S P ERA WHIP	IP WLS BF H R ER SO BB IBB HBP BLK WP HR S P ERA WHIP	IP WLS BF H R ER SO BB IBB HBP BLK WP HR S P ERA WHIP	IP WLS BF H R ER SO BB IBB HBP BLK WP HR S P ERA WHIP	IP WLS BF H R ER SO BB IBB HBP BLK WP HR S P ERA WHIP	IP WLS BF H R ER SO BB IBB HBP BLK WP HR S P ERA WHIP	IP WLS BF H R ER SO BB IBB HBP BLK WP HR S P ERA WHIP	IP WLS BF H R ER SO BB IBB HBP BLK WP HR S P ERA WHIP	IP WLS BF H R ER SO BB IBB HBP BLK WP HR S P ERA WHIP	IP WLS BF H R ER SO BB IBB HBP BLK WP HR S P ERA WHIP	IP WLS BF H R ER SO BB IBB HBP BLK WP HR S P ERA WHIP	IP WLS BF H R ER SO BB IBB HBP BLK WP HR S P ERA WHIP	75 Ryan Tepera, R (6.1) ERA: 9.00 76 Jerry Gil, R (7.1) ERA: 9.00 47 Luis Perez, L (8.1) ERA: 9.00 34 Joel Carreno, R (9.1) ERA: 9.00

Batter	1	2	3	4	5	6	7	8	9	AB	R	H	RBI	BB	SO	LOB	BOTTOM
5 Yuliel Escobar, R (1.6) 17 Omar Vizquel, S (6.6) ERA: 9.00	G6-3		L7		K			K		3	0	0	0	0	1	0	Pittsburgh Pirates @ Toronto Blue Jays Florida Auto Exchange Stadium, Dunedin, FL Sat Mar 03 2012, 1:06 PM - 3:34 PM EST Att: 4,059 - Partly Cloudy - 83 F
2 Kelly Johnson, L (1.4) 18 Mike McCoy, R (6.4) ERA: 9.00	G4-3		F7		K			HBP		3	0	0	0	0	1	0	
19 José Bautista, R (1.9) 74 Moisés Sierra, R (6.9) OBP: 1.000, SLG: 1.000	K		K					1B		3	0	1	0	0	2	0	
26 Adam Lind, L (1.3) 66 Mike McDade, S (7.3) ERA: 9.00		BB			L4			F8		2	1	0	0	1	0	1	
10 Edwin Encarnación, R (1.10) 8 Ben Francisco, R (6.9) OBP: 0.667, SLG: 0.500		BB			L8			F7		1	0	0	0	0	0	2	
28 Colby Rasmus, L (1.8) 43 Anthony Gose, L (7.8) ERA: 9.00		BB			1B			HBP		2	1	1	0	0	0	0	
13 Brett Lawrie, R (1.5) 62 Jonathan Diaz, R (6.9) ERA: 9.00		BB			1B			1B		3	0	1	0	0	2	0	
14 Eric Thames, L (1.7) 45 Travis Snider, L (7.7) ERA: 9.00		BB			1B			1B		1	1	1	0	0	0	0	
9 J.P. Arencibia, R (1.2) 68 Yan Gomes, R (6.2) OBP: 0.500, SLG: 0.500		BB			1B			1B		2	0	0	0	0	1	1	
Inning Stats	R: 0 E: 0 K: 1 S: 5	H: 2 LOB: 1 BB: 1 P: 10	R: 0 E: 0 K: 1 S: 5	H: 0 LOB: 0 BB: 0 P: 5	R: 0 E: 0 K: 0 S: 3	H: 0 LOB: 1 BB: 1 P: 7	R: 1 E: 0 K: 3 S: 10	H: 1 LOB: 0 BB: 0 P: 10	R: 3 E: 0 K: 1 S: 9	H: 4 LOB: 2 BB: 0 P: 10	R: 1 E: 0 K: 1 S: 7	H: 2 LOB: 2 BB: 0 P: 8	R: 0 E: 0 K: 2 S: 7	H: 0 LOB: 0 BB: 0 P: 7	R: 0 E: 0 K: 2 S: 7	H: 0 LOB: 0 BB: 0 P: 7	
PITCHER	IP WLS BF H R ER SO BB IBB HBP BLK WP HR S P ERA WHIP	IP WLS BF H R ER SO BB IBB HBP BLK WP HR S P ERA WHIP	IP WLS BF H R ER SO BB IBB HBP BLK WP HR S P ERA WHIP	IP WLS BF H R ER SO BB IBB HBP BLK WP HR S P ERA WHIP	IP WLS BF H R ER SO BB IBB HBP BLK WP HR S P ERA WHIP	IP WLS BF H R ER SO BB IBB HBP BLK WP HR S P ERA WHIP	IP WLS BF H R ER SO BB IBB HBP BLK WP HR S P ERA WHIP	IP WLS BF H R ER SO BB IBB HBP BLK WP HR S P ERA WHIP	IP WLS BF H R ER SO BB IBB HBP BLK WP HR S P ERA WHIP	IP WLS BF H R ER SO BB IBB HBP BLK WP HR S P ERA WHIP	IP WLS BF H R ER SO BB IBB HBP BLK WP HR S P ERA WHIP	IP WLS BF H R ER SO BB IBB HBP BLK WP HR S P ERA WHIP	IP WLS BF H R ER SO BB IBB HBP BLK WP HR S P ERA WHIP	IP WLS BF H R ER SO BB IBB HBP BLK WP HR S P ERA WHIP	IP WLS BF H R ER SO BB IBB HBP BLK WP HR S P ERA WHIP	IP WLS BF H R ER SO BB IBB HBP BLK WP HR S P ERA WHIP	53 James McDonald, R (1.1) ERA: 9.00 32 Brad Lincoln, R (3.1) ERA: 9.00 30 Chris Resop, R (4.1) ERA: 9.00 63 Chris Leroux, R (5.1) ERA: 9.00 44 Tony Watson, L (6.1) ERA: 27.00 25 Daniel McCutchen, R (7.1) ERA: 9.00 17 Ryota Igarashi, R (8.1) ERA: 9.00

AB 30
R 1
H 3
RBI 1
BB 3
SO 7
LOB 14



AB 33
R 7
H 9
RBI 7
BB 2
SO 9
LOB 16



Batter	1	2	3	4	5	6	7	8	9	AB	R	H	RBI	BB	SO	LOB	TOP							
2 Derek Jeter, R (1,6) 74 Doug Bernier, R (6,6)	G4-3		G5-3 24 1B		G6-3		G6-3		F3	3	0	1	0	0	0	0								
24 Robinson Cano, L (1,4) 80 David Adams, R (6,4)	G3-1		G5-3		F7			G4-3	F3	3	0	0	1	0	0	1								
13 Alex Rodriguez, R (1,5) 81 Melky Mesa, R (6, PR) (6,8)	BB		K			25 17 SF7 1B		FC6-4 83 1B	P6	2	0	1	0	1	1	1								
25 Mark Teixeira, S (1,3) 83 Zolto Almonte, S (6, PR) (6,9)	BB		K			22 G5-3 1B		FC6-4 1-2		2	0	1	0	1	1	1								
22 Andruw Jones, R (1,10) 88 John Ryan Murphy, R (8, PH) (8,10)	F7			K		G5-3 1-2		G1-3		3	0	0	0	0	1	4								
17 Francisco Cervelli, R (1,2) 90 Gary Sanchez, R (6,2)		F8		G5-3		SF7			E5 91 BB 19 1B 80 2B	2	0	0	1	0	0	0								
41 Chris Dickerson, L (1,7) 19 Ramiro Pena, S (6,7)	G4-3					F9			F3	3	0	1	0	0	0	2								
38 Dewayne Wise, L (1,8) 68 Brandon Laird, R (6,5)	F9			F8			K		K	2	0	0	0	0	0	1								
64 Justin Maxwell, R (1,9) 91 Jorge Vazquez, R (6,3)			G5-3 2 1B 24 G5-3 2B		G5-3		G6-3		BB 80 2B 1-2 2-3 BB	2	1	1	0	0	0	0								
Inning Stats	R: 0 E: 0 K: 0 S: 3	H: 0 LOB: 2 BB: 2 P: 11	R: 0 E: 0 K: 0 S: 3	H: 0 LOB: 0 BB: 0 P: 3	R: 1 E: 0 K: 2 S: 9	H: 2 LOB: 1 BB: 0 P: 9	R: 0 E: 0 K: 1 S: 6	H: 1 LOB: 1 BB: 0 P: 6	R: 0 E: 0 K: 0 S: 3	H: 0 LOB: 0 BB: 0 P: 3	R: 1 E: 0 K: 0 S: 5	H: 2 LOB: 2 BB: 0 P: 5	R: 0 E: 0 K: 1 S: 5	H: 0 LOB: 0 BB: 0 P: 5	R: 0 E: 0 K: 0 S: 4	H: 1 LOB: 1 BB: 0 P: 4	R: 2 E: 1 K: 1 S: 8	H: 2 LOB: 2 BB: 1 P: 12	1B: 6 2B: 2 3B: 0 HR: 0	SF: 1 SAC: 0 DP: 0 HBP: 0	WP: 0 PB: 0 SB: 0 CS: 0	PA: 39		
PITCHER	IP WLS BF H R ER SO BB IBB HBP BLK WP HR S P ERA WHIP	2.0 0 8 2 0 0 0 2 0 0 0 0 0 0 6 14 0.00 1.000	3.1 1 5 2 1 1 2 0 0 0 0 0 0 0 9 9 9.00 2.000	4.1 1 4 1 0 0 1 0 0 0 0 0 0 0 6 6 0.00 1.000	5.1 1 3 0 0 0 0 0 0 0 0 0 0 3 3 0.00 0.000	6.1 1 5 2 1 1 0 0 0 0 0 0 0 5 5 9.00 2.000	7.1 1 3 0 0 0 1 0 0 0 0 0 0 4 4 0.00 0.000	8.1 1 4 1 0 0 0 0 0 0 0 0 0 2 2 0.00 1.000	9.1 1 7 2 2 0 1 1 0 0 0 0 0 8 12 0.00 3.000	63 Chris Leroux, R (7,1) ERA: 4.5	44 Tony Watson, L (8,1) ERA: 13.5	25 Daniel McCutchen, R (9,1) ERA: 4.5												

New York Yankees @ Pittsburgh Pirates
 McKechnie Field, Bradenton, FL
 Tue Mar 06 2012, 1:07 PM - 4:08 PM EST
 Att: 6,595 - Sunny - 79 F

AB	35
R	4
H	8
RBI	4
BB	3
SO	5
LOB	19



Batter	1	2	3	4	5	6	7	8	9	AB	R	H	RBI	BB	SO	LOB	BOTTOM						
31 Jose Tabata, R (1,9) 64 Starling Marte, R (6,9)	BB 22 1B 12 1B		K	F9			69 CS 1B	69 FC5-4 1B		3	1	1	0	0	1	2							
12 Clint Barmes, R (1,6) 69 Jordy Mercer, R (6,6)	G4-6-3 14 22 1B 1B		BB 22 2B 1B		K		2 1B 2B	FC5-4 1-2		3	1	2	0	0	1	0							
22 Andrew McCutchen, R (1,8) 2 Nate McLouth, L (6,8)	G4-6-3 14 1B 1-2 2H		BB 14 FC6-4 2B		E5 14 FC5-4 1B		2H 1B			3	0	2	2	0	0	0							
14 Casey McGehee, R (1,3) 6 Jeff Clement, L (6,3)	G4-6-3 1-2 2-3		F8		FC5-4		G5-3			3	0	0	0	0	4								
18 Neil Walker, S (1,4) 10 Anderson Hernandez, S (6,4)	K2-3			BB 36 1B 19 E 1B	F8			BB 68 1B 36 2B 1B		3	1	1	0	0	1								
26 Rod Barajas, R (1,2) 68 Eric Fryer, R (7,2)	L7			F8		G6-3		BB 36 2B 1B		3	0	0	0	0	1								
36 Yamaico Navarro, R (1,10) OBP: 0.545, SLG: 0.600	F9							BB 41 1B 1H 2H 2B		4	1	3	2	0	0								
19 Nick Evans, R (1,5) 41 Jake Fox, R (7,5)	F7			FC6-4 19 1B 1-2 2H		G5-4-3		BB 64 1B 2H 1B		3	0	0	0	0	2								
49 Brandon Boggs, S (1,7) 73 Robbie Grossman, S (7,7)	P5			BB 40 BB				BB K		1	0	0	0	1	0	0							
Inning Stats	R: 1 E: 0 K: 1 S: 7	H: 3 LOB: 1 BB: 0 P: 7	R: 0 E: 0 K: 0 S: 3	H: 0 LOB: 0 BB: 0 P: 3	R: 1 E: 0 K: 1 S: 7	H: 2 LOB: 1 BB: 0 P: 7	R: 1 E: 1 K: 0 S: 5	H: 2 LOB: 2 BB: 1 P: 9	R: 0 E: 1 K: 1 S: 3	H: 0 LOB: 1 BB: 0 P: 3	R: 1 E: 0 K: 1 S: 7	H: 3 LOB: 1 BB: 0 P: 8	R: 3 E: 0 K: 1 S: 9	H: 5 LOB: 1 BB: 0 P: 9	1B: 13 2B: 3 3B: 0 HR: 0	SF: 0 SAC: 0 DP: 2 HBP: 0	WP: 0 PB: 0 SB: 0 CS: 1	PA: 38					
PITCHER	IP WLS BF H R ER SO BB IBB HBP BLK WP HR S P ERA WHIP	2.0 0 8 4 2 1 1 0 0 0 0 0 0 0 10 10 6.75 3.000	1.1 L 8 4 2 1 1 0 0 0 0 0 0 0 10 10 0.00 0.600	2.0 8 4 1 1 1 0 0 0 0 0 0 0 8 11 4.50 2.000	1.0 7 5 3 3 1 0 0 0 0 0 0 0 9 9 27.00 5.000																		

New York Yankees @ Pittsburgh Pirates
 McKechnie Field, Bradenton, FL
 Tue Mar 06 2012, 1:07 PM - 4:08 PM EST
 Att: 6,595 - Sunny - 79 F

AB	37
R	7
H	16
RBI	6
BB	1
SO	5
LOB	14



Batter	1	2	3	4	5	6	7	8	9	AB	R	H	RBI	BB	SO	LOB	TOP					
5 Yonel Escobar, R OBP: 0.111, SLG: 0.111 1 Luis Valbuena, L OBP: 0.714, SLG: 1.333	L4		F8		45 HR	2B		HR		3	0	1	1	0	0	0	Toronto Blue Jays @ Pittsburgh Pirates McKechnie Field, Bradenton, FL Wed Mar 07 2012, 1:07 PM - 4:04 PM EST Att. 4,446 - Partly Cloudy - 81 F					
45 Travis Snider, L OBP: 0.250, SLG: 0.583 Michael Crouse, R	F9		P6		HR	G4-3		K		4	1	1	2	0	0	1						
15 Travis d'Araud, R OBP: 0.143, SLG: 0.286 71 A.J. Jimenez, R OBP: 0.500, SLG: 0.500	K		F9		26 2B		G5-3			3	1	1	0	0	1	0						
26 Adam Lind, L OBP: 0.333, SLG: 0.286 68 Yan Gomes, R OBP: 0.400, SLG: 1.000	G4-3		P5		74 WP	2B		K		3	0	1	1	0	0	0						
30 David Cooper, L OBP: 0.357, SLG: 0.273	74 2B		11 1B	11 WP	F7		81 1B	G4-3		3	1	1	0	1	0	3						
11 Rajai Davis, R OBP: 0.500, SLG: 0.429 81 Jake Marisnick, R OBP: 0.500, SLG: 0.500	F7		74 S	1B	P4		62 2B	1B		3	0	1	0	0	0	3						
74 Moisés Sierra, R OBP: 0.333, SLG: 0.455				1-3	P3		K			4	0	1	0	1	1	4						
18 Mike McCoy, R OBP: 0.429, SLG: 0.500 62 Jonathan Diaz, R OBP: 0.333, SLG: 0.500	F8		F8					K		3	0	1	0	0	0	5						
39 Brian Bocoock, R OBP: 0.500, SLG: 0.750 Kellen Sweeney, L			P3					K		3	1	1	0	0	0	1						
					5 1B			K		1	0	0	0	0	1	1						
Inning Stats	R: 0 E: 0 K: 1 S: 5	H: 0 LOB: 0 BB: 0 P: 5	R: 0 E: 0 K: 0 S: 5	H: 2 LOB: 2 BB: 0 P: 5	R: 0 E: 0 K: 0 S: 3	H: 0 LOB: 0 BB: 0 P: 3	R: 0 E: 0 K: 0 S: 4	H: 1 LOB: 3 BB: 2 P: 14	R: 4 E: 0 K: 0 S: 9	H: 5 LOB: 2 BB: 0 P: 12	R: 0 E: 0 K: 0 S: 4	H: 2 LOB: 1 BB: 0 P: 5	R: 3 E: 0 K: 2 S: 11	H: 3 LOB: 1 BB: 0 P: 14	R: 1 E: 0 K: 2 S: 11	H: 2 LOB: 1 BB: 0 P: 14	R: 0 E: 0 K: 1 S: 5	H: 0 LOB: 0 BB: 0 P: 5	1B: 5 2B: 6 3B: 1 HR: 3	SF: 0 SAC: 0 DP: 0 HBP: 1	WP: 2 PB: 0 SB: 1 CS: 1	PA: 44
PITCHER	IP WLS BF H R ER SO BB IBB HBP BLK WP HR S P ERA WHIP																					
27 Jeff Karstens, R ERA: 18.0	3.0 11 2 0 0 1 0 0 0 0 0 0 10 13 0.00 0.667																					
32 Brad Lincoln, R ERA: 18.0	1.0 6 4 4 0 0 2 0 0 0 0 1 1 10 22 36.00 8.000																					
Jumbo Diaz, R ERA: 13.5	1.0 3 0 0 0 0 0 0 0 0 0 1 0 3 4 0.00 0.000																					
37 Jeff Locke, L ERA: 21.6	2.0 L 11 5 3 3 2 0 0 1 0 0 1 15 19 13.50 2.500																					
47 Evan Meek, R ERA: 9.00	1.0 5 2 1 1 2 0 0 0 0 0 0 1 11 14 9.00 2.000																					

Batter	1	2	3	4	5	6	7	8	9	AB	R	H	RBI	BB	SO	LOB	BOTTOM	
7 Alex Presley, L OBP: 0.556, SLG: 0.778 49 Brandon Boggs, S	K				G5-3					3	0	1	1	0	1	0	Toronto Blue Jays @ Pittsburgh Pirates McKechnie Field, Bradenton, FL Wed Mar 07 2012, 1:07 PM - 4:04 PM EST Att. 4,446 - Partly Cloudy - 81 F	
31 Jose Tabata, R OBP: 0.250, SLG: 0.250 64 Starling Marte, R OBP: 0.727, SLG: 1.091	G6-3		F9		22 S	1B				3	0	1	0	0	0	0		
22 Andrew McCutchen, R OBP: 0.333, SLG: 0.975 65 Matt Hague, R OBP: 0.400, SLG: 0.700	G6-3		G6-3		F7		G4-3			3	0	0	0	0	1	2		
46 Garrett Jones, L OBP: 0.363, SLG: 0.714 37 Jeff Locke, L 41 Jake Fox, R OBP: 0.125, SLG: 0.125 47 Evan Meek, R 39 Jason Grilli, R 71 Tony Sanchez, R OBP: 0.067, SLG: 0.000	K				K		F8			3	1	1	1	0	2	1		
24 Pedro Alvarez, L OBP: 0.250, SLG: 0.625 73 Robbie Grossman, R OBP: 0.222, SLG: 0.125 19 Nick Evans, R OBP: 0.125, SLG: 0.500										3	1	2	1	0	1	0		
12 Clint Barmes, R OBP: 0.429, SLG: 0.571 10 Anderson Hernandez, S OBP: 0.333, SLG: 0.333					P3					2	1	1	0	0	0	0		
5 Josh Harrison, R OBP: 0.357, SLG: 1.500 69 Jordy Mercer, R OBP: 0.250, SLG: 0.286										2	1	2	1	0	0	0		
55 Michael McKenry, R OBP: 0.286, SLG: 0.167 68 Eric Fryer, R OBP: 0.400, SLG: 0.400										2	0	0	0	0	0	2		
27 Jeff Karstens, R 32 Brad Lincoln, L Jumbo Diaz, R 2 Nate McLouth, L OBP: 0.625, SLG: 0.667										1	0	0	0	0	0	0		
										2	0	1	0	0	0	2		
Inning Stats	R: 0 E: 0 K: 1 S: 5	H: 4 LOB: 2 BB: 1 P: 17	R: 1 E: 0 K: 1 S: 8	H: 1 LOB: 0 BB: 0 P: 10	R: 0 E: 0 K: 0 S: 4	H: 1 LOB: 1 BB: 0 P: 4	R: 0 E: 0 K: 0 S: 6	H: 2 LOB: 2 BB: 0 P: 5	R: 2 E: 0 K: 0 S: 4	H: 1 LOB: 0 BB: 1 P: 8	R: 0 E: 0 K: 0 S: 3	H: 0 LOB: 0 BB: 0 P: 3	R: 0 E: 0 K: 1 S: 7	H: 2 LOB: 2 BB: 0 P: 7	1B: 6 2B: 3 3B: 0 HR: 3	SF: 0 SAC: 1 DP: 0 HBP: 0	WP: 0 PB: 1 SB: 1 CS: 0	PA: 40
PITCHER	IP WLS BF H R ER SO BB IBB HBP BLK WP HR S P ERA WHIP																	
4 Kyle Drabek, R ERA: 9.0	2.0 8 2 1 1 1 0 0 0 0 0 0 1 12 14 4.50 1.000																	
69 Drew Hutchison, R ERA: 4.5	2.0 W 9 3 0 0 1 0 0 0 0 0 0 0 11 12 0.00 1.500																	
72 Deck McGuire, R ERA: 6.0	2.0 H 8 1 2 2 0 1 0 0 0 0 0 1 7 11 9.00 1.000																	
56 Robert Coello, R ERA: 9.0	1.0 S 5 2 0 0 1 0 0 0 0 0 0 0 7 7 0.00 2.000																	

Batter	1	2	3	4	5	6	7	8	9	AB	R	H	RBI	BB	SO	LOB	TOP										
31 Jose Tabata, R (1,9) 79 Gregory Polanco, L (6,9)	G5-3		L6			12 2B			K	4	1	2	2	0	0	1	Pittsburgh Pirates @ Boston Red Sox JetBlue Park, Ft. Myers, FL Fri Mar 09 2012, 7:19 PM - 10:30 PM EST Att: 9,248 - Rain - 70 F										
12 Clint Barmes, R (1,6) 3 Chase d'Arnaud, R (6,6)	22 1B 46 G4-3		P3			22 2B			F8	4	2	2	1	0	0	3											
22 Andrew McCutchen, R (1,8) 62 Gorkys Hernández, R (6,8)	46 G4-3					46 1B			L9	3	1	3	2	0	0	0											
46 Garrett Jones, L (1,3) 41 Jake Fox, R (6,3)	G4-3		P4			19 G4-6-3			F9	3	0	1	2	0	0	2											
19 Nick Evans, R (1,10)	F8								G5-3	4	0	0	0	0	0	3											
24 Pedro Alvarez, L (1,5) 36 Yamaico Navarro, R (6,5)		G4-3							K	3	0	0	0	0	0	0											
49 Brandon Boggs, S (1,7) 73 Robbie Grossman, S (6,7)		K							K	2	0	0	0	1	1	0											
68 Eric Fryer, R (1,2) 71 Tony Sanchez, R (7,2)		F8							P3	2	2	1	0	1	0	0											
69 Jordy Mercer, R (1,4) 10 Anderson Hernandez, S (6,4)									G4-3	2	1	1	0	0	0	1											
Inning Stats	R: 1 E: 0 K: 0 S: 6	H: 2 LOB: 1 BB: 0 P: 6	R: 0 E: 0 K: 1 S: 5	H: 0 LOB: 0 BB: 0 P: 5	R: 1 E: 0 K: 0 S: 5	H: 1 LOB: 0 BB: 0 P: 6	R: 0 E: 0 K: 0 S: 3	H: 0 LOB: 0 BB: 0 P: 3	R: 4 E: 0 K: 0 S: 7	H: 5 LOB: 0 BB: 0 P: 7	R: 1 E: 0 K: 0 S: 4	H: 2 LOB: 2 BB: 2 P: 12	R: 0 E: 0 K: 1 S: 5	H: 0 LOB: 1 BB: 0 P: 10	R: 0 E: 0 K: 1 S: 5	H: 0 LOB: 0 BB: 0 P: 5		R: 0 E: 0 K: 1 S: 5	H: 0 LOB: 0 BB: 0 P: 5	1B: 5 2B: 5 3B: 0 HR: 0	SF: 0 SAC: 0 DP: 1 HBP: 1	WP: 0 PB: 0 SB: 2 CS: 0	PA: 39				
PITCHER	IP	WLS	BF	H	R	ER	SO	BB	IBB	HBP	BLK	WP	HR	S	P	ERA	WHIP										
11 Clay Buchholz, R (1,1) 44 Vicente Padilla, R (4,1) 79 Wil Inman, R (6,1) 64 Michael Bowden, R (8,1) 56 Brandon Duckworth, R (9,1)	3.0	L	13	3	2	2	1	0	0	1	0	0	0	16	10	6.00	1.000										

Batter	1	2	3	4	5	6	7	8	9	AB	R	H	RBI	BB	SO	LOB	BOTTOM										
3 Mike Aviles, R (1,6) 84 Oscar Tejada, R (7, PR) (6,4)	G5-3		F8			20 S			E6	4	0	1	1	0	0	0	Pittsburgh Pirates @ Boston Red Sox JetBlue Park, Ft. Myers, FL Fri Mar 09 2012, 7:19 PM - 10:30 PM EST Att: 9,248 - Rain - 70 F										
20 Kevin Youkilis, R (1,5) 83 Will Middlebrooks, R (7,5)			L9			20 S			K	3	0	1	0	0	1	1											
15 Dustin Pedroia, R (1,4) 77 Pedro Ciriaco, R (6, PR) (7,4)									K	2	0	1	0	0	1	1											
34 David Ortiz, L (1,10) 86 J.C. Linares, R (7, PH) (8,10)									F8	3	0	1	0	0	0	1											
12 Ryan Sweeney, L (1,9) 16 Jason Repko, R (7,8)		G5-3							K	3	0	0	0	0	1	1											
7 Cody Ross, R (1,8) 82 Alex Hassan, R (6, PR) (7,7)									K	3	0	2	1	0	0	0											
10 Kelly Shoppach, R (1,2) 60 Ryan Lavarnway, R (6, PH) (7,2) 81 Dan Butler, R (6,3)									F8	1	0	0	0	0	0	0											
62 Lars Anderson, L (1,3) 71 Nate Spears, L (6,3)									K	1	0	0	0	0	0	1											
73 Josh Kroeger, L (1,7) 54 Darnell McDonald, R (7,9)									K	2	0	0	0	0	0	0											
Inning Stats	R: 0 E: 0 K: 0 S: 4	H: 1 LOB: 1 BB: 0 P: 4	R: 0 E: 0 K: 1 S: 6	H: 1 LOB: 2 BB: 0 P: 7	R: 0 E: 0 K: 0 S: 3	H: 0 LOB: 0 BB: 0 P: 3	R: 1 E: 0 K: 0 S: 5	H: 1 LOB: 0 BB: 0 P: 7	R: 1 E: 0 K: 1 S: 7	H: 2 LOB: 1 BB: 0 P: 7	R: 1 E: 1 K: 1 S: 9	H: 3 LOB: 2 BB: 0 P: 12	R: 0 E: 0 K: 2 S: 8	H: 1 LOB: 1 BB: 0 P: 9	R: 0 E: 0 K: 2 S: 8	H: 1 LOB: 1 BB: 0 P: 8		R: 0 E: 0 K: 2 S: 8	H: 1 LOB: 1 BB: 0 P: 8	1B: 8 2B: 3 3B: 0 HR: 2	SF: 0 SAC: 0 DP: 1 HBP: 1	WP: 1 PB: 0 SB: 4 CS: 1	PA: 39				
PITCHER	IP	WLS	BF	H	R	ER	SO	BB	IBB	HBP	BLK	WP	HR	S	P	ERA	WHIP										
66 Shairon Martis, R (1,1) 30 Chris Resop, R (3,1) 44 Tony Watson, L (4,1) 17 Ryota Igarashi, R (6,1) 78 Doug Slaten, L (7,1)	2.0	W	8	2	0	0	1	0	0	0	0	0	0	3	3	0.00	0.000										
25 Daniel McCutchen, R (8,1) 38 Tim Wood, R (9,1)	1.0	S	4	1	0	0	2	0	0	0	0	0	0	8	8	0.00	1.000										

Batter	1	2	3	4	5	6	7	8	9	AB	R	H	RBI	BB	SO	LOB	TOP																	
2 Denard Span, L (1,8) 63 Joe Benson, R (6,8) OBP: 0.467, SLG: 0.385 OBP: 0.154, SLG: 0.091										3	0	0	0	0	1	0	Minnesota Twins @ Pittsburgh Pirates McKechnie Field, Bradenton, FL Sat Mar 10 2012, 1:11 PM - 3:44 PM EST Att: 5,426 - Cloudy - 80 F																	
8 Jamey Carroll, R (1,6) 77 Brian Dozier, R (6,6) OBP: 0.214, SLG: 0.083 OBP: 0.111, SLG: 0.111										3	0	0	0	0	1	0																		
16 Josh Willingham, R (1,9) 23 Rene Tosoni, L (6,PR) OBP: 0.467, SLG: 0.273 OBP: 0.300, SLG: 0.125										2	0	1	0	1	1	0																		
33 Justin Morneau, L (1,10) OBP: 0.167, SLG: 0.167										4	1	1	0	0	1	2																		
22 Danny Valencia, R (1,5) 70 Aaron Bates, R (7,3) OBP: 0.357, SLG: 0.714 OBP: 0.400, SLG: 0.333										3	2	3	0	0	0	0																		
24 Trevor Plouffe, R (1,7) OBP: 0.214, SLG: 0.154										4	0	0	0	0	1	2																		
39 Steve Pearce, R (1,3) OBP: 0.133, SLG: 0.077										3	0	0	1	0	1	0																		
32 René Rivera, R (1,2) 82 Chris Herrmann, L (7,2) OBP: 0.400, SLG: 0.400 OBP: 0.250, SLG: 0.250										3	0	1	0	0	1	0																		
12 Alexi Casilla, S (1,4) 83 Ray Chang, R (7,4) OBP: 0.467, SLG: 0.500 OBP: 0.500, SLG: 0.250										3	0	1	0	0	0	1																		
										0	0	0	0	0	0	0																		
Inning Stats	R: 0 E: 0 K: 2 S: 8	H: 1 LOB: 1 BB: 0 P: 8	R: 0 E: 0 K: 0 S: 3	H: 0 LOB: 0 BB: 0 P: 3	R: 0 E: 0 K: 1 S: 5	H: 0 LOB: 0 BB: 0 P: 5	R: 0 E: 0 K: 2 S: 7	H: 0 LOB: 0 BB: 0 P: 7	R: 1 E: 0 K: 0 S: 5	H: 2 LOB: 1 BB: 0 P: 5	R: 3 E: 0 K: 0 S: 7	H: 2 LOB: 1 BB: 1 P: 13	R: 0 E: 0 K: 2 S: 8	H: 1 LOB: 1 BB: 0 P: 8	R: 0 E: 0 K: 0 S: 3	H: 0 LOB: 1 BB: 1 P: 7	R: 0 E: 0 K: 2 S: 7	H: 0 LOB: 0 BB: 0 P: 7	R: 0 E: 0 K: 2 S: 7	H: 0 LOB: 0 BB: 0 P: 7	1B: 3 2B: 2 3B: 0 HR: 1	SF: 1 SAC: 0 DP: 0 HBP: 0	WP: 0 PB: 0 SB: 0 CS: 0	PA: 35										
PITCHER	IP WLS BF H R ER SO BB IBB HBP BLK WP HR S P ERA WHIP																	PITCHER	IP WLS BF H R ER SO BB IBB HBP BLK WP HR S P ERA WHIP															
45 Erik Bedard, L (1,1) ERA: 3.6	3.0	10	1	0	0	3	0	0	0	0	0	0	0	0	16	16	0.00	0.333																
Joel Hanrahan, R (4,1) ERA:	1.0	3	0	0	0	2	0	0	0	0	0	0	0	0	7	7	0.00	0.000																
23 Jo-Jo Reyes, L (5,1) ERA: 7.71	3.0	15	5	4	4	2	1	0	0	0	0	0	1	20	26	12.00	2.000																	
39 Jason Grilli, R (8,1) ERA:	1.0	4	0	0	0	0	1	0	0	0	0	0	0	3	7	0.00	1.000																	
77 Juan Cruz, R (9,1) ERA:	1.0	3	0	0	0	2	0	0	0	0	0	0	0	7	7	0.00	0.000																	

AB	32
R	4
H	6
RBI	4
BB	2
SO	9
LOB	7



Batter	1	2	3	4	5	6	7	8	9	AB	R	H	RBI	BB	SO	LOB	BOTTOM																
7 Alex Presley, L (1,7) 49 Brandon Boggs, S (7,7) OBP: 0.400, SLG: 0.533										3	0	0	0	0	0	3	Minnesota Twins @ Pittsburgh Pirates McKechnie Field, Bradenton, FL Sat Mar 10 2012, 1:11 PM - 3:44 PM EST Att: 5,426 - Cloudy - 80 F																
2 Nate McLouth, L (1,9) 34 Quincy Latimore, R (7,9) OBP: 0.643, SLG: 0.636 OBP: 0.750, SLG: 1.250										2	0	2	0	1	0	0																	
86 Elicer Navarro, L (1,6) 10 Anderson Hernandez, S (7,6) OBP: 0.333, SLG: 0.333 OBP: 0.231, SLG: 0.231										3	1	1	0	0	0	2																	
26 Rod Barajas, R (1,2) 68 Eric Fryer, R (6,2) OBP: 0.455, SLG: 0.636 OBP: 0.444, SLG: 0.375										3	0	1	0	0	1	1																	
14 Casey McGehee, R (1,5) Elevys Gonzalez, S (7,5) OBP: 0.364, SLG: 0.545 OBP: 1.000, SLG: 2.000										3	1	3	1	0	0	0																	
41 Jake Fox, R (1,3) Matt Curry, L (7,3) OBP: 0.167, SLG: 0.167										3	0	1	0	0	0	2																	
62 Gorkys Hernández, R (1,8) 30 Evan Chambers, R (7,8)										2	0	0	0	1	1	1																	
3 Chase d'Arnaud, R (1,4) 89 Drew Maggi, R (7,4) OBP: 0.364, SLG: 0.333										1	0	1	1	1	0	0																	
45 Erik Bedard, L (1,1) Joel Hanrahan, R (4,1) 24 Pedro Alvarez, L (6,PR) 23 Jo-Jo Reyes, L (5,1) 39 Jason Grilli, R (8,1) 77 Juan Cruz, R (9,1) 73 Robbie Grossman, S (9,PR) OBP: 0.167, SLG: 0.167										1	0	0	0	0	0	2																	
										0	0	0	0	0	0	0																	
Inning Stats	R: 0 E: 0 K: 0 S: 4	H: 1 LOB: 1 BB: 0 P: 4	R: 1 E: 0 K: 0 S: 5	H: 2 LOB: 2 BB: 1 P: 9	R: 1 E: 0 K: 0 S: 5	H: 4 LOB: 1 BB: 0 P: 6	R: 0 E: 0 K: 1 S: 6	H: 1 LOB: 1 BB: 0 P: 6	R: 0 E: 0 K: 1 S: 4	H: 0 LOB: 0 BB: 1 P: 9	R: 0 E: 0 K: 1 S: 6	H: 1 LOB: 2 BB: 1 P: 10	R: 0 E: 0 K: 1 S: 8	H: 1 LOB: 1 BB: 0 P: 8	R: 0 E: 1 K: 1 S: 6	H: 0 LOB: 1 BB: 0 P: 6	1B: 7 2B: 4 3B: 0 HR: 0	SF: 1 SAC: 0 DP: 0 HBP: 0	WP: 0 PB: 0 SB: 0 CS: 2	PA: 39													
PITCHER	IP WLS BF H R ER SO BB IBB HBP BLK WP HR S P ERA WHIP																	PITCHER	IP WLS BF H R ER SO BB IBB HBP BLK WP HR S P ERA WHIP														
56 Terry Doyle, R (1,1) ERA: 3.86	2.2	14	7	2	2	0	1	0	0	0	0	0	0	7	7	0.00	0.750																
51 Anthony Swarzak, R (3,1) ERA: 3.86	1.1	5	1	0	0	1	0	0	0	0	0	0	0	4	9	0.00	1.000																
61 Jared Burton, R (5,1) ERA:	1.0	3	0	0	0	1	1	0	0	0	0	0	0	6	10	0.00	2.000																
44 Matt Maloney, L (6,1) ERA:	1.0	5	1	0	0	1	1	0	0	0	0	0	0	6	6	0.00	1.000																
57 Kyle Waldrop, R (7,1) ERA:	1.0	4	1	0	0	1	0	0	0	0	0	0	0	6	6	0.00	1.000																

AB	35
R	2
H	11
RBI	2
BB	3
SO	7
LOB	21



Batter	1	2	3	4	5	6	7	8	9	AB	R	H	RBI	BB	SO	LOB	TOP																			
11 Jimmy Rollins, S OBP: 0.348, SLG: 0.400 13 Freddy Galvis, S OBP: 0.348, SLG: 0.421	G3-1		K					SH1-3		3	1	1	1	0	1	0	Philadelphia Phillies @ Pittsburgh Pirates McKechnie Field, Bradenton, FL Mon Mar 12 2012, 1:08 PM - 3:29 PM EDT Att: 6,556 - Sunny - 81 F																			
10 Juan Pierre, L OBP: 0.350, SLG: 0.278 9 Dornic Brown, L OBP: 0.333, SLG: 0.636	1B		G3		L5			2B 1B		3	0	1	0	0	0	0																				
8 Shane Victorino, S OBP: 0.227, SLG: 0.409 28 Kevin Frandsen, R OBP: 0.263, SLG: 0.353	1B		F7				F8	77 CS 1B		3	0	1	0	0	0	0																				
19 Laynce Nix, L OBP: 0.400, SLG: 0.211 29 Hector Luna, R OBP: 0.250, SLG: 0.579	K				HR		F8	F8		1	0	0	0	0	1	2																				
51 Carlos Ruiz, R OBP: 0.500, SLG: 0.875 77 Tuffy Gosewisch, R OBP: 0.400, SLG: 0.500		64 SH5-4 22 1B		G4-3		L7		CS	K	3	0	1	0	0	0	0																				
22 Scott Podsednik, L OBP: 0.435, SLG: 0.500 16 Luis Montanez, R OBP: 0.438, SLG: 0.786	1B		G4-3				K	64 FC4-6 BB		3	0	1	0	0	1	0																				
64 Tyson Gillies, L OBP: 0.238, SLG: 0.211	SH5-4		G4-3				F7	FC4-6 CS		3	0	0	0	0	0	1																				
4 Pete Orr, L OBP: 0.263, SLG: 0.176	K				G6-3		K	CS		3	0	0	0	0	2	2																				
7 Michael Martinez, S OBP: 0.364, SLG: 0.526	G6-3				G4-3			13 SH1-3 9 3B		3	1	1	0	0	0	2																				
Inning Stats	R: 0 E: 0 K: 1 S: 6	H: 2 LOB: 1 P: 6	R: 0 E: 0 K: 1 S: 7	H: 2 LOB: 2 P: 7	R: 0 E: 0 K: 1 S: 5	H: 0 LOB: 0 P: 5	R: 1 E: 0 K: 0 S: 5	H: 1 LOB: 0 P: 8	R: 1 E: 0 K: 0 S: 6	H: 1 LOB: 0 P: 9	R: 0 E: 0 K: 0 S: 3	H: 0 LOB: 0 P: 3	R: 0 E: 0 K: 2 S: 7	H: 0 LOB: 0 P: 7	R: 2 E: 0 K: 0 S: 5	H: 3 LOB: 0 P: 6		R: 0 E: 0 K: 1 S: 4	H: 0 LOB: 0 P: 9	1B: 6 2B: 0 3B: 1 HR: 2	SF: 0 SAC: 2 DP: 0 HBP: 0	WP: 0 PB: 0 SB: 0 CS: 3	PA: 36													
PITCHER	IP	WLS	BF	H	R	ER	SO	BB	IBB	HBP	BLK	WP	HR	S	P	ERA	WHIP	PITCHER		IP	WLS	BF	H	R	ER	SO	BB	IBB	HBP	BLK	WP	HR	S	P	ERA	WHIP
50 Charlie Morton, R ERA: 3.5	2.0		7	4	0	2	2	0	0	0	0	0	0	0	13	0.00	2.000	77 Juan Cruz, R ERA:		1.0		3	0	0	0	1	1	0	0	0	0	4	9	0.00	1.000	
30 Chris Resop, R ERA: 10.8	2.0	L	7	1	1	1	1	0	0	0	0	0	1	10	13	4.50	0.500																			
44 Tony Watson, L ERA: 10.8	1.0		4	1	1	1	0	0	0	0	0	0	0	1	6	9.00	1.000																			
99 Rudy Owens, L ERA:	1.0		3	0	0	0	0	0	0	0	0	0	0	3	3	0.00	0.000																			
17 Ryohei Igarashi, R ERA: 5.4	2.0		8	3	2	2	2	0	0	0	0	0	0	12	13	9.00	1.500																			

Batter	1	2	3	4	5	6	7	8	9	AB	R	H	RBI	BB	SO	LOB	BOTTOM																			
7 Alex Presley, L OBP: 0.350, SLG: 0.450 Mel Rojas Jr., S	K			G6-3		F9		G4-3		2	0	0	0	0	1	0	Philadelphia Phillies @ Pittsburgh Pirates McKechnie Field, Bradenton, FL Mon Mar 12 2012, 1:08 PM - 3:29 PM EDT Att: 6,556 - Sunny - 81 F																			
2 Nate McLouth, L OBP: 0.563, SLG: 0.538 62 Gorkys Hernandez, R OBP: 0.333, SLG: 0.214	K			K					F9	2	0	0	0	0	2	0																				
22 Andrew McCutchen, R OBP: 0.412, SLG: 0.583 64 Starling Marte, R OBP: 0.563, SLG: 1.000	G5-3			K						2	0	0	0	0	1	0																				
18 Neil Walker, S OBP: 0.100, SLG: 0.100 36 Yamaico Navarro, R OBP: 0.412, SLG: 0.436	K				F8		G4-3		G5-3	2	0	0	0	0	1	0																				
14 Casey McGehee, R OBP: 0.286, SLG: 0.429	P4				G5-3		E6			3	0	0	0	0	0	0																				
46 Garrett Jones, L OBP: 0.267, SLG: 0.429 65 Matt Hague, R OBP: 0.333, SLG: 0.533	K				K			F8		2	0	0	0	0	2	0																				
24 Pedro Alvarez, L OBP: 0.188, SLG: 0.563 69 Jordy Mercer, R OBP: 0.385, SLG: 0.364				K						1	0	1	0	0	0	0																				
12 Clint Barmes, R OBP: 0.333, SLG: 0.467 3 Chase d'Arnaud, R OBP: 0.333, SLG: 0.390				K				F8		1	0	0	0	0	0	1																				
68 Eric Fryer, R OBP: 0.455, SLG: 0.333 71 Tony Sanchez, R OBP: 0.250, SLG: 0.143				G4-3					F8	1	0	0	0	0	0	1																				
Inning Stats	R: 0 E: 0 K: 2 S: 7	H: 0 LOB: 0 P: 7	R: 0 E: 0 K: 2 S: 7	H: 0 LOB: 0 P: 7	R: 0 E: 0 K: 2 S: 7	H: 0 LOB: 0 P: 7	R: 0 E: 0 K: 2 S: 7	H: 0 LOB: 0 P: 7	R: 0 E: 0 K: 1 S: 5	H: 0 LOB: 0 P: 5	R: 0 E: 0 K: 1 S: 5	H: 0 LOB: 1 P: 9	R: 1 E: 1 K: 1 S: 7	H: 1 LOB: 1 P: 8	R: 0 E: 0 K: 0 S: 4	H: 1 LOB: 0 P: 4		R: 0 E: 0 K: 1 S: 5	H: 0 LOB: 0 P: 5	1B: 2 2B: 0 3B: 0 HR: 0	SF: 0 SAC: 0 DP: 0 HBP: 0	WP: 0 PB: 0 SB: 1 CS: 0	PA: 31													
PITCHER	IP	WLS	BF	H	R	ER	SO	BB	IBB	HBP	BLK	WP	HR	S	P	ERA	WHIP	PITCHER		IP	WLS	BF	H	R	ER	SO	BB	IBB	HBP	BLK	WP	HR	S	P	ERA	WHIP
49 Vance Worley, R ERA: 2.25	2.0	H	7	0	0	0	2	1	0	0	0	0	0	10	14	0.00	0.500	77 Juan Cruz, R ERA:		1.0		3	0	0	0	1	1	0	0	0	4	9	0.00	1.000		
57 David Herndon, R ERA:	1.0	H	5	1	1	0	1	0	0	0	0	0	0	7	8	0.00	1.000																			
37 Antonio Bastardo, L ERA:	1.0	H	4	1	0	0	0	0	0	0	0	0	0	4	4	0.00	1.000																			
44 Michael Schwimer, R ERA:	1.0	S	3	0	0	0	1	0	0	0	0	0	0	5	5	0.00	0.000																			

AB	31
R	4
H	9
RBI	4
BB	1
SO	6
LOB	8



Batter	1	2	3	4	5	6	7	8	9	AB	R	H	RBI	BB	SO	LOB	TOP					
10 Juan Pierre, L (1,9) OBP: 0.344, SLG: 0.250	0-0 B1-3		0-0 G1			4-0 BB		0-0 FC1-4-6 22 1B	0-0 G4-3	4	0	0	0	1	0	3	Philadelphia Phillies @ Pittsburgh Pirates McKeanie Field, Bradenton, FL Fri Mar 16 2012, 1:06 PM - 3:22 PM EDT Att: 6,547 - Sunny - 83 F					
22 Scott Podsednik, L (1,8) OBP: 0.405, SLG: 0.455	0-3 K			4-0 BB		0-0 F8		0-0 1B		3	0	1	0	1	1	1						
3 Hunter Pence, R (1,10) OBP: 0.306, SLG: 0.514	0-0 F7			0-3 BB		1-3 K		0-0 L3		3	0	0	0	0	2	2						
31 Erik Kratz, R (8,PH) OBP: 0.273, SLG: 0.273				1-2 K		1-2 K				1	0	0	0	0	0	2						
15 John Mayberry Jr., R (1,3) OBP: 0.270, SLG: 0.294		0-0 G6-3		0-0 G6-3		0-0 G5-3				3	0	0	0	0	0	2						
29 Hector Luna, R (7,3) OBP: 0.333, SLG: 0.542				2-3 G6-3						0	1	0	0	0	0	0						
16 Luis Montanez, R (1,7) OBP: 0.423, SLG: 0.625		0-0 G6-3		0-0 G4-3						4	1	1	0	0	0	2						
4 Pete Orr, L (1,5) OBP: 0.333, SLG: 0.379					0-3 K					4	0	1	0	0	2	3						
23 Brian Schneider, L (1,2) OBP: 0.214, SLG: 0.214										3	0	0	0	0	0	2						
77 Tuffy Gosewisch, R (7,2) OBP: 0.333, SLG: 0.357										0	0	0	0	1	0	0						
28 Kevin Frandsen, R (1,4) OBP: 0.290, SLG: 0.385				0-0 G5-3						3	0	1	1	0	0	0						
13 Freddy Galvis, S (1,6) OBP: 0.308, SLG: 0.333				0-0 G4-3						3	0	1	0	0	0	1						
11 Miguel Abreu, R (8,6) OBP: 1.000, SLG: 1.000										1	0	1	1	0	0	0						
Inning Stats	R: 0 E: 0 K: 1 S: 5	H: 0 LOB: 0 BB: 0 P: 5	R: 0 E: 0 K: 0 S: 4	H: 1 LOB: 1 BB: 0 P: 4	R: 0 E: 0 K: 0 S: 3	H: 0 LOB: 0 BB: 0 P: 3	R: 0 E: 0 K: 1 S: 5	H: 0 LOB: 1 BB: 1 P: 9	R: 0 E: 0 K: 1 S: 6	H: 1 LOB: 1 BB: 0 P: 6	R: 0 E: 0 K: 1 S: 5	H: 0 LOB: 1 BB: 1 P: 10	R: 0 E: 0 K: 0 S: 3	H: 1 LOB: 0 BB: 0 P: 3	R: 0 E: 0 K: 0 S: 5	H: 2 LOB: 2 BB: 0 P: 5	R: 2 E: 1 K: 1 S: 7	H: 1 LOB: 2 BB: 1 P: 12	1B: 4 2B: 2 3B: 0 HR: 0	SF: 1 SAC: 0 DP: 1 HBP: 1	WP: 0 PB: 0 SB: 2 CS: 0	PA: 37
PITCHER	IP WLS BF H R ER SO BB IBB HBP BLK WP HR S P ERA WHIP	29 Kevin Correia, R (1,1) 4.0 W 14 1 0 0 2 1 0 0 0 0 0 0 0 6 16 0.00 0.500 47 Evan Meek, R (5,1) 1.0 H 4 1 0 0 1 0 0 0 0 0 0 0 0 6 10 0.00 1.000 61 Justin Wilson, L (6,1) 1.0 H 4 0 0 0 1 1 0 0 0 0 0 0 0 5 10 0.00 1.000 60 Kyle McPherson, R (7,1) 1.0 H 3 1 0 0 0 0 0 0 0 0 0 0 0 3 3 0.00 1.000 57 Daniel Moskos, L (8,1) 1.0 H 5 2 0 0 0 0 0 0 0 0 0 0 0 5 5 0.00 2.000																ERA WHIP				

AB	32
R	2
H	6
RBI	2
BB	3
SO	5
LOB	18



Batter	1	2	3	4	5	6	7	8	9	AB	R	H	RBI	BB	SO	LOB	BOTTOM			
64 Starling Marte, R (1,8) OBP: 0.500, SLG: 0.917	2-1 HR		0-0 14 WP 14 G5-3 12 1B							4	2	2	1	0	2	0	Philadelphia Phillies @ Pittsburgh Pirates McKeanie Field, Bradenton, FL Fri Mar 16 2012, 1:06 PM - 3:22 PM EDT Att: 6,547 - Sunny - 83 F			
12 Clint Barmes, R (1,6) OBP: 0.381, SLG: 0.500	0-0 F8		0-0 14 G5-3 1B							3	0	1	0	0	0	0				
69 Jordy Mercer, R (7,6) OBP: 0.313, SLG: 0.286			1-2 1B							1	0	0	0	0	1	0				
14 Casey McGehee, R (1,3) OBP: 0.286, SLG: 0.429	0-0 G6-3		1-0 G5-3							3	0	0	1	0	0	1				
6 Jeff Clement, L (7,3)			1-2 2-H							1	0	0	0	0	0	0				
26 Rod Barajas, R (1,2) OBP: 0.333, SLG: 0.467	0-0 F8		0-3 K							2	0	0	0	0	1	1				
55 Michael McKenry, R (6,2) OBP: 0.273, SLG: 0.290										1	0	0	0	0	1	0				
18 Neil Walker, S (1,4) OBP: 0.250, SLG: 0.250		0-0 G6-3		0-0 24 G3 1B						3	0	1	0	0	0	0				
5 Josh Harrison, R (7,4) OBP: 0.647, SLG: 1.000										0	0	0	0	0	0	0				
24 Pedro Alvarez, L (1,5) OBP: 0.227, SLG: 0.500		4-0 BB		0-0 G3						2	0	0	0	1	1	1				
65 Matt Hague, R (7,5) OBP: 0.425, SLG: 0.714				1-2 BB						0	0	0	0	0	0	0				
49 Brandon Boggs, S (1,9) OBP: 0.238, SLG: 0.059		0-3 K		0-3 K						2	0	0	0	0	2	2				
2 Nate McLouth, L (7,7) OBP: 0.500, SLG: 0.467										1	0	0	0	0	1	0				
62 Gorkys Hernández, R (1,7) OBP: 0.292, SLG: 0.154		0-0 G4-3		0-0 G6-3						2	0	0	0	0	0	2				
36 Yamico Navarro, R (7,9) OBP: 0.375, SLG: 0.364										0	0	0	0	0	0	0				
29 Kevin Correia, R (1,1)			0-3 K							1	0	0	0	0	1	0				
47 Evan Meek, R (5,PH)										0	0	0	0	0	0	0				
41 Jake Fox, R (8,PH)										1	1	1	0	0	0	0				
61 Justin Wilson, L (8,1)										0	0	0	0	0	0	0				
60 Kyle McPherson, R (7,1)										0	0	0	0	0	0	0				
46 Garrett Jones, L (7,PH)										1	0	0	0	0	1	0				
57 Daniel Moskos, R (8,1)										0	0	0	0	0	0	0				
51 Bryan Morris, L (9,1)										0	0	0	0	0	0	0				
Inning Stats	R: 1 E: 0 K: 0 S: 5	H: 1 LOB: 0 BB: 0 P: 7	R: 0 E: 0 K: 1 S: 5	H: 0 LOB: 1 BB: 1 P: 9	R: 1 E: 0 K: 2 S: 9	H: 2 LOB: 0 BB: 0 P: 10	R: 0 E: 0 K: 1 S: 6	H: 1 LOB: 1 BB: 0 P: 6	R: 1 E: 0 K: 1 S: 6	H: 1 LOB: 0 BB: 0 P: 7	R: 0 E: 0 K: 2 S: 7	H: 0 LOB: 0 BB: 0 P: 7	R: 0 E: 0 K: 1 S: 4	H: 0 LOB: 0 BB: 0 P: 5	R: 0 E: 0 K: 2 S: 7	H: 0 LOB: 0 BB: 0 P: 7	1B: 3 2B: 0 3B: 0 HR: 2	SF: 0 SAC: 0 DP: 1 HBP: 1	WP: 1 PB: 0 SB: 0 CS: 0	PA: 30
PITCHER	IP WLS BF H R ER SO BB IBB HBP BLK WP HR S P ERA WHIP	33 Cliff Lee, L (1,1) 4.2 L 20 5 3 3 5 0 0 0 0 0 0 0 0 19 20 0.00 0.000 Kyle Kendrick, R (5,1) 3.1 10 0 0 0 5 0 0 0 1 0 0 0 0 19 20 0.00 0.000																ERA WHIP		

AB	28
R	3
H	5
RBI	3
BB	1
SO	10
LOB	8



Batter	1	2	3	4	5	6	7	8	9	AB	R	H	RBI	BB	SO	LOB	TOP
30 Luke Scott, L (1, 10) OBP: 0.333, SLG: 0.636 63 Chris Gimenez, R (7, PH) OBP: 0.241, SLG: 0.276 (7, 10)										3	1	2	1	0	0	0	
1 Sean Rodriguez, R (1, 6) OBP: 0.333, SLG: 0.313 9 Elliot Johnson, S (6, 6)										3	0	0	0	0	1	2	
20 Matt Joyce, L (1, 9) OBP: 0.299, SLG: 0.490 29 Tim Beckham, R (6, 4)										2	0	0	0	1	1	1	
23 Carlos Pena, L (1, 3) OBP: 0.263, SLG: 0.200 45 Jeff Salazar, L (6, 8) OBP: 0.435, SLG: 0.579										3	1	1	0	0	1	3	
7 Jeff Keppinger, R (1, 4) OBP: 0.375, SLG: 0.381 11 Brandon Guyer, R (6, 9) OBP: 0.160, SLG: 0.160										3	0	0	0	0	1	3	
5 Sam Fuld, L (1, 8) OBP: 0.436, SLG: 0.250 31 Greg Sexton, R (6, 3)										2	0	0	0	1	2	0	
21 Jose Lobaton, S (1, 2) OBP: 0.261, SLG: 0.273 26 Stephen Vogt, L (7, 2) OBP: 0.394, SLG: 0.500										3	0	1	0	0	1	1	
68 Jesus Feliciano, L (1, 7) OBP: 0.313, SLG: 0.333 65 Brad Coon, L (7, 7) OBP: 0.333, SLG: 0.316										2	0	0	0	1	0	1	
60 Matt Mangini, L (1, 5) OBP: 0.355, SLG: 0.321 10 Will Rhymes, L (7, PR) OBP: 0.172, SLG: 0.111 (7, 5)										2	0	0	0	1	1	1	
	R: 0 H: 1 E: 0 LOB: 2 K: 1 BB: 1 S: 6 P: 10	R: 0 H: 0 E: 0 LOB: 1 K: 1 BB: 2 S: 4 P: 12	R: 0 H: 0 E: 1 LOB: 1 K: 1 BB: 0 S: 6 P: 7	R: 0 H: 1 E: 0 LOB: 1 K: 1 BB: 0 S: 6 P: 6	R: 1 H: 1 E: 0 LOB: 0 K: 3 BB: 0 S: 10 P: 11	R: 1 H: 1 E: 0 LOB: 0 K: 3 BB: 0 S: 10 P: 11	R: 0 H: 0 E: 0 LOB: 1 K: 0 BB: 1 S: 2 P: 6	R: 0 H: 1 E: 0 LOB: 1 K: 1 BB: 0 S: 5 P: 5	R: 0 H: 0 E: 0 LOB: 0 K: 1 BB: 0 S: 5 P: 5	1B: 2 SF: 0 2B: 2 SAC: 0 3B: 1 DP: 1 HR: 1 HBP: 0	WP: 2 PA: 35 PB: 0 SB: 0 CS: 0						
	PITCHER IP WLS BF H R ER SO BB IBB HBP BLK WP HR S P ERA WHIP																
27 Jeff Karstens, R (1, 1) ERA: 1.13	5.0 L 21 3 1 1 1 5 3 0 0 0 0 1 1 29 44 1.80 1.200																
Joel Hanrahan, R (6, 1) ERA: 2.25	1.0 4 1 1 1 3 0 0 0 0 0 1 0 10 11 9.00 1.000																
39 Jason Grilli, R (7, 1) ERA:	2.0 7 1 0 0 1 1 0 0 0 0 0 0 8 12 0.00 1.000																
17 Ryota Igarashi, R (9, 1) ERA: 4.5	1.0 3 0 0 0 1 0 0 0 0 0 0 0 5 5 0.00 0.000																

Tampa Bay Rays @ Pittsburgh Pirates
McKechnie Field, Bradenton, FL
Sat Mar 17 2012, 1:07 PM - 3:34 PM EDT
Att: 6,542 - Partly Cloudy - 83 F

AB 31
R 2
H 5
RBI 1
BB 4
SO 10
LOB 14



Batter	1	2	3	4	5	6	7	8	9	AB	R	H	RBI	BB	SO	LOB	BOTTOM
7 Alex Presley, L (1, 7) OBP: 0.419, SLG: 0.600 64 Starling Marte, R (7, 8) OBP: 0.520, SLG: 0.920										2	0	0	0	0	1	1	
2 Nate McLouth, L (1, 9) OBP: 0.476, SLG: 0.500 65 Matt Hague, R (7, 3) OBP: 0.409, SLG: 0.682										3	0	1	0	0	2	2	
22 Andrew McCutchen, R (1, 8) OBP: 0.444, SLG: 0.687 62 Gorkys Hernandez, R (7, 7) OBP: 0.280, SLG: 0.150										3	1	1	1	0	1	2	
18 Neil Walker, S (1, 4) OBP: 0.263, SLG: 0.263 68 Eric Fryer, R (7, 2) OBP: 0.369, SLG: 0.267										3	0	1	0	0	0	1	
46 Garrett Jones, L (1, 3) OBP: 0.385, SLG: 0.667 39 Jason Grilli, R (7, 1) 17 Ryota Igarashi, R (9, 1) 41 Jake Fox, R (9, PH) OBP: 0.294, SLG: 0.706										3	0	0	0	0	2	2	
24 Pedro Alvarez, L (1, 5) OBP: 0.200, SLG: 0.435 69 Jordy Mercer, R (8, 5) OBP: 0.294, SLG: 0.267										3	0	0	0	0	3	0	
26 Rod Barajas, R (1, 2) OBP: 0.294, SLG: 0.412 36 Yamaico Navarro, R (7, 4) OBP: 0.346, SLG: 0.333										2	0	0	0	0	0	0	
12 Clint Barmes, R (1, 6) OBP: 0.391, SLG: 0.500 5 Josh Harrison, R (7, 6) OBP: 0.667, SLG: 1.067										2	0	1	0	0	1	0	
27 Jeff Karstens, R (1, 1) 6 Jeff Clement, L (5, PH) Joel Hanrahan, R (6, 1) 31 Jose Tabata, R (7, 9) OBP: 0.261, SLG: 0.364										1	0	0	0	0	0	0	
	R: 0 H: 2 E: 0 LOB: 2 K: 1 BB: 0 S: 7 P: 7	R: 0 H: 0 E: 0 LOB: 0 K: 2 BB: 0 S: 7 P: 7	R: 0 H: 0 E: 1 LOB: 1 K: 1 BB: 0 S: 5 P: 6	R: 0 H: 0 E: 0 LOB: 0 K: 1 BB: 0 S: 5 P: 5	R: 0 H: 1 E: 0 LOB: 1 K: 1 BB: 0 S: 6 P: 6	R: 1 H: 1 E: 0 LOB: 0 K: 1 BB: 0 S: 6 P: 6	R: 0 H: 1 E: 0 LOB: 1 K: 0 BB: 0 S: 4 P: 5	R: 0 H: 0 E: 0 LOB: 0 K: 2 BB: 0 S: 7 P: 7	R: 0 H: 0 E: 0 LOB: 0 K: 1 BB: 0 S: 5 P: 5	1B: 3 SF: 0 2B: 2 SAC: 0 3B: 0 DP: 1 HR: 1 HBP: 1	WP: 2 PA: 34 PB: 0 SB: 0 CS: 0						
	PITCHER IP WLS BF H R ER SO BB IBB HBP BLK WP HR S P ERA WHIP																
33 James Shields, R (1, 1) ERA: 0.75	6.0 W 23 4 1 0 1 7 0 0 0 0 0 1 0 6 7 0.00 1.000																
57 Jake McGee, L (7, 1) ERA:	1.0 H 4 1 0 0 1 0 0 0 0 0 1 0 4 5 0.00 1.000																
47 Brandon Gomes, R (8, 1) ERA:	1.0 H 4 1 0 0 0 0 0 0 0 0 0 1 0 4 5 0.00 1.000																
67 Ryan Reid, R (9, 1) ERA: 2.57	1.0 S 3 0 0 0 2 0 0 0 0 0 0 0 7 7 0.00 0.000																

Tampa Bay Rays @ Pittsburgh Pirates
McKechnie Field, Bradenton, FL
Sat Mar 17 2012, 1:07 PM - 3:34 PM EDT
Att: 6,542 - Partly Cloudy - 83 F

AB 33
R 1
H 6
RBI 1
BB 0
SO 10
LOB 12



Batter	1	2	3	4	5	6	7	8	9	AB	R	H	RBI	BB	SO	LOB	TOP											
7 Alex Presley, L OBP: 0.412, SLG: 0.563 (1, 7)	B1-3		K						K	2	0	0	0	1	1	0	Pittsburgh Pirates @ Minnesota Twins Hammond Stadium, Fort Myers, FL Sun Mar 18 2012, 1:14 PM - 3:31 PM EDT Att: 7,851 - Partly Cloudy - 81 F											
30 Evan Chambers, R (6, 8)						BB				1	0	0	0	0	1	0												
12 Clint Barmes, R OBP: 0.380, SLG: 0.458 46 Garrett Jones, L OBP: 0.357, SLG: 0.615 (6, PH) (6, 3)	G6-3			P3					K	2	0	0	0	0	0	0												
31 Jose Tabata, R OBP: 0.231, SLG: 0.320 28 Dan Grovatt, L (7, 9)	G1-3			K					G4-3	3	0	0	0	0	1	0												
14 Casey McGehee, R OBP: 0.250, SLG: 0.375 68 Eric Fryer, R OBP: 0.369, SLG: 0.267 (8, 2)		F8		F9					F8	3	0	0	0	0	0	0												
18 Neil Walker, S OBP: 0.227, SLG: 0.227 5 Josh Harrison, R OBP: 0.667, SLG: 1.067 (7, 4)		F9		K					K	3	0	0	0	0	2	0												
41 Jake Fox, R OBP: 0.316, SLG: 0.667 69 Jordy Mercer, R OBP: 0.278, SLG: 0.250 (6, 6)				L4					G5-3	1	0	0	0	1	0	0												
2 Nate McLouth, L OBP: 0.455, SLG: 0.474 49 Brandon Boggs, S OBP: 0.261, SLG: 0.105 (4, 7)				K						1	0	0	0	0	1	1												
55 Michael McKenry, R OBP: 0.231, SLG: 0.167 24 Pedro Alvarez, L OBP: 0.192, SLG: 0.417 (8, PH) (8, 5)				G5-3					G4-3	2	0	0	0	0	0	0												
65 Matt Hague, R OBP: 0.375, SLG: 0.625 36 Yamaico Navarro, R, PH OBP: 0.333, SLG: 0.320 (1, 10)				K					F8	2	0	0	0	0	1	0												
									K	1	0	0	0	0	1	0												
Inning Stats	R: 0 E: 0 K: 0 S: 3	H: 0 LOB: 0 BB: 0 P: 3	R: 0 E: 0 K: 1 S: 5	H: 0 LOB: 1 BB: 1 P: 9	R: 0 E: 0 K: 2 S: 7	H: 0 LOB: 0 BB: 0 P: 7	R: 0 E: 0 K: 1 S: 5	H: 0 LOB: 0 BB: 0 P: 5	R: 0 E: 0 K: 2 S: 7	H: 0 LOB: 1 BB: 1 P: 7	R: 0 E: 0 K: 0 S: 3	H: 0 LOB: 0 BB: 0 P: 5	R: 0 E: 0 K: 0 S: 3	H: 1 LOB: 0 BB: 0 P: 3	R: 0 E: 0 K: 3 S: 9	H: 0 LOB: 0 BB: 0 P: 9		1B: 1 2B: 0 3B: 0 HR: 0	SF: 0 SAC: 0 DP: 0 HBP: 0	WP: 0 PB: 0 SB: 0 CS: 0	PA: 29							
PITCHER	IP	WLS	BF	H	R	ER	SO	BB	IBB	HBP	BLK	WP	HR	S	P	ERA		WHIP										
47 Francisco Liriano, L ERA: 2.77 60 Jeff Gray, R ERA: 69 Samuel Deduno, R ERA: 67 Luis Perdomo, R ERA: 2.25 85 Casey Fien, R ERA:	5.0	W	16	0	0	0	6	1	0	0	0	0	0	3	7	0.00		1.000										

Batter	1	2	3	4	5	6	7	8	9	AB	R	H	RBI	BB	SO	LOB	BOTTOM											
12 Alexi Casilla, S OBP: 0.400, SLG: 0.393 71 Pedro Florimón, S OBP: 0.294, SLG: 0.267 (6, PH) (7, 4)	F8			G4-3					FC6-4	3	1	1	1	0	0	0	Pittsburgh Pirates @ Minnesota Twins Hammond Stadium, Fort Myers, FL Sun Mar 18 2012, 1:14 PM - 3:31 PM EDT Att: 7,851 - Partly Cloudy - 81 F											
8 Jamey Carroll, R OBP: 0.298, SLG: 0.154 77 Brian Dozier, R OBP: 0.333, SLG: 0.550 (7, 6)									G4-3	3	1	2	2	0	0	0												
7 Joe Mauer, L OBP: 0.345, SLG: 0.269 32 René Rivera, R OBP: 0.455, SLG: 0.500 (7, 2)										2	1	1	1	0	1	0												
33 Justin Morneau, L OBP: 0.167, SLG: 0.107 27 Chris Parmelee, L OBP: 0.393, SLG: 0.542 (7, PH) (8, 10)										3	0	0	1	0	1	2												
16 Josh Willingham, R OBP: 0.433, SLG: 0.364 26 Brian Dinkelman, L OBP: 0.381, SLG: 0.421 (6, 9)										1	1	1	0	1	0	0												
22 Danny Valencia, R OBP: 0.281, SLG: 0.625 83 Ray Chang, R OBP: 0.462, SLG: 0.500 (7, 5)										3	0	0	0	0	1	3												
24 Trevor Plouffe, R OBP: 0.344, SLG: 0.310 11 Ben Revere, L OBP: 0.370, SLG: 0.320 (7, PR) (8, 7)										4	1	2	1	0	0	0												
70 Aaron Bates, R OBP: 0.429, SLG: 0.450 73 Michael Hollimon, S OBP: 0.588, SLG: 0.733 (7, 3)										0	1	0	0	0	0	0												
63 Joe Benson, R OBP: 0.370, SLG: 0.435 (1, 8)										3	1	2	1	1	0	1												
Inning Stats	R: 0 E: 0 K: 2 S: 8	H: 1 LOB: 3 BB: 1 P: 13	R: 5 E: 0 K: 0 S: 8	H: 5 LOB: 0 BB: 0 P: 8	R: 0 E: 0 K: 0 S: 4	H: 1 LOB: 1 BB: 0 P: 4	R: 0 E: 0 K: 0 S: 3	H: 0 LOB: 0 BB: 0 P: 3	R: 0 E: 0 K: 0 S: 3	H: 0 LOB: 0 BB: 0 P: 3	R: 0 E: 0 K: 0 S: 3	H: 0 LOB: 1 BB: 1 P: 7	R: 5 E: 0 K: 0 S: 10	H: 5 LOB: 1 BB: 1 P: 18	R: 0 E: 0 K: 2 S: 8	H: 1 LOB: 1 BB: 0 P: 8		1B: 8 2B: 4 3B: 0 HR: 1	SF: 0 SAC: 0 DP: 0 HBP: 1	WP: 3 PB: 0 SB: 0 CS: 0	PA: 41							
PITCHER	IP	WLS	BF	H	R	ER	SO	BB	IBB	HBP	BLK	WP	HR	S	P	ERA		WHIP										
50 Charlie Morton, R ERA: 9.0 47 Evan Meek, R ERA: 7.21 77 Juan Cruz, R ERA: 1.5 44 Tony Watson, L ERA: 9.0 63 Chris Leroux, R ERA: 12.46	3.0	L	18	7	5	5	2	1	0	0	0	0	0	3	3	15.00		2.667										
38 Tim Wood, R ERA: 2.45 48 Jared Hughes, R ERA: 3.0	0.2		4	2	1	1	0	0	0	0	0	0	0	0	2	0.00		1.000										

AB	27
R	0
H	1
RBI	0
BB	2
SO	10
LOB	2



AB	37
R	10
H	13
RBI	10
BB	3
SO	4
LOB	12



Batter	1	2	3	4	5	6	7	8	9	AB	R	H	RBI	BB	SO	LOB	TOP										
77 Pedro Ciriaco, R OBP: 0.428, SLG: 0.643 88 Sean Coyle, R (6.4)										4	0	0	0	0	0	2	Boston Red Sox @ Pittsburgh Pirates McKechnie Field, Bradenton, FL Wed Mar 21 2012, 1:08 PM - 4:11 PM EDT Att: 6,559 - Sunny - 85 F										
76 Jose Iglesias, R OBP: 0.278, SLG: 0.353 94 Ryan Dent, R OBP: 0.167, SLG: 0.167										4	0	1	0	0	0	0											
20 Kevin Youkilis, R OBP: 0.357, SLG: 0.261 71 Nate Spears, L OBP: 0.400, SLG: 0.519										3	1	1	0	0	0	1											
28 Adrián González, L OBP: 0.417, SLG: 0.545 72 Mauro Gomez, R OBP: 0.250, SLG: 0.625										3	1	2	1	0	0	1											
39 Jarrod Saltalamacchia, R OBP: 0.316, SLG: 0.438 81 Dan Butler, R OBP: 0.222, SLG: 0.556										3	2	2	2	0	0	1											
60 Ryan Lavarnway, R OBP: 0.482, SLG: 0.478										4	0	1	0	0	0	1											
73 Josh Kroeger, L OBP: 0.357, SLG: 0.355 98 Daniel Nava, S										2	0	1	1	0	0	0											
16 Jason Repko, R OBP: 0.281, SLG: 0.214 66 Shannon Wickerson, R OBP: 1.000, SLG: 1.500										2	0	1	0	1	0	1											
82 Alex Hassan, R OBP: 0.448, SLG: 0.200 62 Lars Anderson, L OBP: 0.484, SLG: 0.583										2	0	0	0	0	1	2											
Inning Stats	R: 0 E: 0 K: 0 S: 4	H: 1 LOB: 1 BB: 0 P: 4	R: 1 E: 0 K: 0 S: 7	H: 2 LOB: 1 BB: 0 P: 7	R: 0 E: 0 K: 0 S: 3	H: 0 LOB: 0 BB: 0 P: 3	R: 2 E: 0 K: 1 S: 8	H: 3 LOB: 1 BB: 0 P: 9	R: 1 E: 0 K: 0 S: 5	H: 2 LOB: 1 BB: 0 P: 5	R: 0 E: 1 K: 1 S: 6	H: 1 LOB: 2 BB: 1 P: 10	R: 1 E: 0 K: 1 S: 7	H: 1 LOB: 0 BB: 0 P: 7	R: 0 E: 0 K: 0 S: 4	H: 1 LOB: 1 BB: 0 P: 4		R: 0 E: 0 K: 1 S: 6	H: 1 LOB: 1 BB: 0 P: 6	1B: 6 2B: 4 3B: 0 HR: 2	SF: 0 SAC: 1 DP: 0 HBP: 0	WP: 0 PB: 0 SB: 3 CS: 0	PA: 40				
PITCHER	IP	WLS	BF	H	R	ER	SO	BB	IBB	HBP	BLK	WP	HR	S	P	ERA	WHIP										
29 Kevin Correia, R ERA: 2.57	5.0		23	8	4	4	1	0	0	0	0	0	1	27	28	7.20	1.600										
Joel Hanrahan, R ERA: 1.8	1.0		5	1	0	0	1	1	0	0	0	0	0	6	10	0.00	2.000										
47 Evan Meek, R ERA: 6.75	2.0	W	8	2	1	1	1	0	0	0	0	0	1	11	11	4.50	1.000										
77 Juan Cruz, R ERA: 1.29	1.0	S	4	1	0	0	1	0	0	0	0	0	0	6	6	0.00	1.000										

Batter	1	2	3	4	5	6	7	8	9	AB	R	H	RBI	BB	SO	LOB	BOTTOM										
31 Jose Tabata, R OBP: 0.250, SLG: 0.323 7 Alex Presley, L OBP: 0.395, SLG: 0.528										3	0	0	0	0	0	3	Boston Red Sox @ Pittsburgh Pirates McKechnie Field, Bradenton, FL Wed Mar 21 2012, 1:08 PM - 4:11 PM EDT Att: 6,559 - Sunny - 85 F										
5 Josh Harrison, R OBP: 0.636, SLG: 1.000 2 Nate McLouth, L OBP: 0.478, SLG: 0.650										3	1	2	0	0	0	1											
22 Andrew McCutchen, R OBP: 0.463, SLG: 0.739 41 Jake Fox, R OBP: 0.333, SLG: 0.650										2	1	1	1	1	0	0											
14 Casey McGehee, R OBP: 0.276, SLG: 0.357 19 Nick Evans, R OBP: 0.053, SLG: 0.211										2	0	1	0	1	0	0											
18 Neil Walker, S OBP: 0.286, SLG: 0.286 69 Jordy Mercer, R OBP: 0.286, SLG: 0.263										3	1	1	1	0	2	2											
65 Matt Hague, R OBP: 0.428, SLG: 0.750 Alex Fuselier, L (7.9)										3	1	2	2	0	0	0											
36 Yamaico Navarro, R OBP: 0.313, SLG: 0.276 (7.4)										3	0	0	0	1	1	1											
55 Michael McKenry, R OBP: 0.250, SLG: 0.200 47 Evan Meek, R Taylor Lewis, L (8, PH) 77 Juan Cruz, R (9.1)										3	0	1	0	0	0	0											
29 Kevin Correia, R OBP: 0.250, SLG: 0.500 Joel Hanrahan, R (6.1) 68 Eric Fryer, R OBP: 0.400, SLG: 0.294 (7.2)										2	0	1	0	0	0	2											
Inning Stats	R: 0 E: 0 K: 1 S: 6	H: 1 LOB: 2 BB: 2 P: 14	R: 0 E: 0 K: 0 S: 5	H: 2 LOB: 2 BB: 0 P: 5	R: 4 E: 0 K: 0 S: 9	H: 5 LOB: 0 BB: 0 P: 9	R: 0 E: 0 K: 0 S: 3	H: 1 LOB: 0 BB: 0 P: 3	R: 0 E: 0 K: 1 S: 5	H: 0 LOB: 0 BB: 0 P: 5	R: 0 E: 0 K: 1 S: 5	H: 0 LOB: 0 BB: 0 P: 5	R: 2 E: 0 K: 2 S: 10	H: 3 LOB: 1 BB: 0 P: 12	R: 0 E: 0 K: 1 S: 4	H: 0 LOB: 0 BB: 1 P: 8		1B: 8 2B: 3 3B: 0 HR: 2	SF: 0 SAC: 0 DP: 2 HBP: 0	WP: 0 PB: 0 SB: 2 CS: 1	PA: 35						
PITCHER	IP	WLS	BF	H	R	ER	SO	BB	IBB	HBP	BLK	WP	HR	S	P	ERA	WHIP										
31 Jon Lester, L ERA: 5.73	3.0		17	8	4	4	1	2	0	0	0	0	1	20	28	12.00	3.333										
63 Junichi Tazawa, R ERA: 3.86	3.0		9	1	0	0	2	0	0	0	0	0	0	13	13	0.00	0.333										
40 Andrew Bailey, R ERA: 6.75	1.0	L	6	3	2	2	2	0	0	0	0	0	1	10	12	18.00	3.000										
46 Franklin Morales, L ERA:	1.0		3	0	0	0	1	1	0	0	0	0	0	4	8	0.00	1.000										

Batter	1	2	3	4	5	6	7	8	9	AB	R	H	RBI	BB	SO	LOB	TOP											
12 Andy Dirks, L (1,8) OBP: 0.474, SLG: 0.500 66 Quintin Berry, L (8, FH) OBP: 0.440, SLG: 0.652	0-1 G1-3 1B		0-0 G1-3		0-3 K			0-0 G3 1B	1-0 HR	3	0	1	0	0	1	1	Detroit Tigers @ Pittsburgh Pirates McKechnie Field, Bradenton, FL Fri Mar 23 2012, 1:07 PM - 3:42 PM EDT Att: 6,552 - Partly Cloudy - 85 F											
26 Brennan Boesch, L (1,9) OBP: 0.233, SLG: 0.463 Tony Plagman, L (6, FR)	0-0 G1-3		0-0 F8		0-0 G4-3		0-0 G3 1B	1-0 G3-1	0-0 G3-1	3	0	1	0	0	2	2												
27 Jhonny Peralta, R (1,6) OBP: 0.324, SLG: 0.333 29 Danny Worth, R (6,6)	0-0 E5		0-0 G4-3		0-3 K		0-0 G3 1B	0-0 F7	0-0 G5-3	3	0	0	0	0	1	3												
25 Ryan Raburn, R (1,4) OBP: 0.419, SLG: 1.172 70 Argenis Diaz, R (6,4)	0-0 L7		0-0 F7		0-0 L6			0-0 32 1B 65 1B 36 WP 1B	0-0 1B	3	0	0	0	0	3	1												
21 Delmon Young, R (1,7) OBP: 0.452, SLG: 0.923 36 Chad Wright, L (7,7)	0-0 P4		0-3 K		0-0 G5-3			1-0 L8	1-2 1B	3	0	0	0	0	1	2												
32 Don Kelly, L (1,3) OBP: 0.432, SLG: 0.529		0-0 G6-3		0-0 F7		0-3 K		0-0 65 1B 39 BB 1B	0-0 1B	4	1	1	0	0	1	0												
36 Clete Thomas, L (1,10) OBP: 0.256, SLG: 0.475 39 Ramon Santiago, S (7, FH) OBP: 0.394, SLG: 0.444		0-3 K		3-1 HR		0-0 1B		4-0 67 1B 65 1B 1B	1-2 BB	2	1	1	1	0	1	0												
15 Brandon Inge, R (1,5) OBP: 0.243, SLG: 0.343 65 Audy Ciriacó, R (7,5) OBP: 0.389, SLG: 0.375		0-0 G5-3		0-0 F8		0-0 G4-3		0-0 67 1B 66 HR 1B	0-0 1B	3	0	0	0	0	0	1												
9 Gerald Laird, R (1,2) OBP: 0.308, SLG: 0.333 67 Omar Santos, R (8,2) OBP: 0.333, SLG: 0.357			0-0 G6-3		0-0 G6-3			0-0 B1-3	0-0 66 HR 1B	3	0	1	0	0	0	0												
Inning Stats	R: 0 E: 1 K: 0 S: 6	H: 1 LOB: 2 BB: 0 P: 6	R: 0 E: 0 K: 1 S: 5	H: 0 LOB: 0 BB: 0 P: 5	R: 0 E: 0 K: 1 S: 4	H: 1 LOB: 1 BB: 0 P: 4	R: 0 E: 0 K: 1 S: 5	H: 0 LOB: 0 BB: 0 P: 5	R: 1 E: 0 K: 1 S: 7	H: 1 LOB: 0 BB: 0 P: 10	R: 0 E: 0 K: 1 S: 5	H: 1 LOB: 1 BB: 0 P: 5	R: 0 E: 0 K: 1 S: 6	H: 1 LOB: 1 BB: 0 P: 6	R: 0 E: 0 K: 0 S: 4	H: 1 LOB: 1 BB: 1 P: 5		R: 6 E: 0 K: 0 S: 8	H: 5 LOB: 0 BB: 1 P: 14	1B: 9 2B: 1 3B: 0 HR: 2	SF: 0 SAC: 0 DP: 1 HBP: 0	WP: 1 PB: 0 SB: 1 CS: 1	PA: 39					
PITCHER	IP	WLS	BF	H	R	ER	SO	BB	IBB	HBP	BLK	WP	HR	S	P	ERA		WHIP										
50 Charlie Morton, R (1,1) ERA: 5.0	4.0		15	2	0	0	2	0	0	0	0	0	0	20	20	0.00		0.500										
Joel Hanrahan, R (5,1) ERA: 3.0	1.0	H	4	1	1	1	1	0	0	0	0	0	1	7	10	9.00	1.000											
63 Chris Leroux, R (6,1) ERA: 10.13	1.0	H	3	1	0	0	1	0	0	0	0	0	0	5	5	0.00	1.000											
17 Ryota Igarashi, R (7,1) ERA: 5.63	1.0	H	4	1	0	0	1	0	0	0	0	0	0	6	6	0.00	1.000											
25 Daniel McCutchen, R (8,1) ERA: 9.45	2.0	L	13	6	6	6	0	1	0	0	0	1	1	12	19	27.00	3.500											

Batter	1	2	3	4	5	6	7	8	9	AB	R	H	RBI	BB	SO	LOB	BOTTOM											
31 Jose Tabata, R (1,9) OBP: 0.306, SLG: 0.371 41 Anthony Norman, L (8,8)	0-0 1B		0-3 K		0-0 22 FC6-4 1B			0-0 1B		4	0	3	0	0	1	0	Detroit Tigers @ Pittsburgh Pirates McKechnie Field, Bradenton, FL Fri Mar 23 2012, 1:07 PM - 3:42 PM EDT Att: 6,552 - Partly Cloudy - 85 F											
2 Nate McLouth, L (1,7) OBP: 0.452, SLG: 0.593 25 Daniel McCutchen, R (8,1)	0-0 G3-1		0-0 22 1B		0-0 F9		0-0 F7			4	0	1	0	0	4	0												
22 Andrew McCutchen, R (1,8) OBP: 0.472, SLG: 0.719 5 Josh Harrison, R (8,6) OBP: 0.583, SLG: 0.905	0-0 G5-3		0-0 1B		0-0 FC6-4			0-3 K		3	0	1	0	0	2	1												
18 Neil Walker, S (1,4) OBP: 0.258, SLG: 0.258 69 Jordy Mercer, R (8,4) OBP: 0.304, SLG: 0.286		0-3 K	0-0 L5		0-0 F7			0-0 P4		3	0	0	0	0	1	2												
14 Casey McGehee, R (1,5) OBP: 0.303, SLG: 0.355 19 Nick Evans, R (8,3) OBP: 0.130, SLG: 0.227		1-0 65 HR HBP		0-3 K		0-0 L3		0-0 F9		2	1	0	0	0	1	0												
65 Matt Hague, R (1,3) OBP: 0.438, SLG: 0.813 75 Jeremy Farrell, R (8,5) OBP: 0.667, SLG: 0.500		2-2 HR		0-0 G6-3		0-0 F8			0-0 1B	3	1	1	2	0	0	0												
26 Rod Barajas, R (1,2) OBP: 0.289, SLG: 0.482 55 Michael McKenry, R (8,2) OBP: 0.235, SLG: 0.188	0-0 F7		0-0 P6		0-0 P5			0-0 P5		3	0	0	0	0	0	0												
12 Clint Barmes, R (1,6) OBP: 0.353, SLG: 0.424 37 Willy Garcia, R (8,9)		0-3 K		0-0 G5-3		0-3 K		0-3 K		3	0	0	0	0	2	0												
50 Charlie Morton, R (1,1) Joel Hanrahan, R (5,1) 36 Yamaico Navarro, R (5, PH) 63 Chris Leroux, L (8,1) 17 Ryota Igarashi, R (7,1) 41 Jake Fox, R (7, PH) 34 Wes Freeman, R (8,7)			0-0 G3-1		4-1 31 1B BB		0-0 31 1B 1B		0-3 K	1	0	0	0	0	0	0												
Inning Stats	R: 0 E: 0 K: 0 S: 3	H: 1 LOB: 0 BB: 0 P: 3	R: 2 E: 0 K: 2 S: 10	H: 1 LOB: 0 BB: 0 P: 13	R: 0 E: 0 K: 1 S: 7	H: 2 LOB: 2 BB: 0 P: 7	R: 0 E: 0 K: 1 S: 5	H: 0 LOB: 0 BB: 0 P: 5	R: 0 E: 0 K: 1 S: 3	H: 0 LOB: 0 BB: 0 P: 3	R: 0 E: 0 K: 1 S: 7	H: 2 LOB: 2 BB: 0 P: 7	R: 0 E: 0 K: 1 S: 5	H: 0 LOB: 0 BB: 0 P: 5	R: 0 E: 0 K: 2 S: 8	H: 1 LOB: 1 BB: 0 P: 8		1B: 7 2B: 0 3B: 0 HR: 1	SF: 0 SAC: 0 DP: 0 HBP: 1	WP: 0 PB: 0 SB: 0 CS: 0	PA: 36							
PITCHER	IP	WLS	BF	H	R	ER	SO	BB	IBB	HBP	BLK	WP	HR	S	P	ERA		WHIP										
58 Doug Fister, R (1,1) ERA: 2.03	4.1		17	4	2	2	4	0	0	0	0	0	0	1	26	29		4.15	0.923									
60 Brayan Villarreal, R (5,1) ERA:	1.2		7	1	0	0	0	1	0	0	0	0	0	7	11	0.00	1.200											
46 Jose Valverde, R (7,1) ERA: 2.5	1.0		5	2	0	0	1	0	0	0	0	0	0	7	7	0.00	2.000											
49 Luis Marte, R (8,1) ERA:	2.0	W	7	1	0	0	3	0	0	0	0	0	0	13	13	0.00	0.500											

AB	38
R	7
H	11
RBI	7
BB	1
SO	5
LOB	15



AB	34
R	2
H	8
RBI	2
BB	1
SO	8
LOB	11



Batter	1	2	3	4	5	6	7	8	9	10	AB	R	H	RBI	BB	SO	LOB	TOP						
8 JB Shuck, L OBP: 0.306, SLG: 0.324	(1, 8) 0-3																							
9 Marwin Gonzalez, S OBP: 0.233, SLG: 0.154	(6, 6)																							
36 Angel Sanchez, R OBP: 0.500, SLG: 0.400	(1, 6)																							
53 Wesley Wright, R OBP: 0.450, SLG: 0.813	(6, 1)																							
12 Brian Bixler, R OBP: 0.450, SLG: 0.813	(7, 7)																							
19 Brian Bogusevic, L OBP: 0.243, SLG: 0.156	(1, 9)																							
46 Scott Moore, L OBP: 0.381, SLG: 0.471	(6, 8)																							
14 J.D. Martinez, R OBP: 0.333, SLG: 0.529	(1, 7)																							
17 Justin Ruggiano, R OBP: 0.182, SLG: 0.200	(7, 8)																							
29 Brett Wallace, L OBP: 0.351, SLG: 0.500	(1, 3)																							
87 Mike Hessman, R OBP: 0.500, SLG: 0.500	(7, 3)																							
16 Matt Downs, R OBP: 0.207, SLG: 0.296	(1, 5)																							
43 Fernando Rodriguez Jr., R	(8, 1)																							
81 Jordan Kreke, R	(8, 4)																							
15 Jason Castro, L OBP: 0.333, SLG: 0.333	(1, 2)																							
78 Landon Powell, S OBP: 0.231, SLG: 0.250	(6, 2)																							
3 Joe Thurston, L OBP: 0.190, SLG: 0.286	(1, 4)																							
28 David Carpenter, R	(8, 1)																							
82 Roberto Peña, R	(9, PH)																							
55 Rhiner Cruz, R	(9, 1)																							
66 Eneiro Del Rosario, R	(10, 1)																							
56 Kyle Weiland, L OBP: 1.000, SLG: 1.000	(1, 1)																							
6 Travis Buck, L OBP: 0.370, SLG: 0.615	(6, PH)																							
Inning Stats	R: 0 E: 0 K: 1 S: 5	H: 0 LOB: 0 BB: 0 P: 5	R: 0 E: 0 K: 0 S: 3	H: 0 LOB: 0 BB: 0 P: 5	R: 0 E: 1 K: 0 S: 4	H: 0 LOB: 1 BB: 1 P: 4	R: 0 E: 0 K: 1 S: 5	H: 0 LOB: 0 BB: 0 P: 5	R: 0 E: 0 K: 1 S: 5	H: 1 LOB: 1 BB: 0 P: 5	R: 1 E: 0 K: 2 S: 4	H: 1 LOB: 0 BB: 0 P: 5	R: 0 E: 0 K: 2 S: 7	H: 0 LOB: 0 BB: 0 P: 7	R: 3 E: 0 K: 2 S: 11	H: 2 LOB: 2 BB: 3 P: 26	R: 1 E: 2 K: 2 S: 8	H: 0 LOB: 2 BB: 2 P: 17	1B: 3 2B: 0 3B: 0 HR: 1	SF: 1 SAC: 1 DP: 0 HBP: 0	WP: 0 PB: 0 SB: 2 CS: 0	PA: 41		
PITCHER	IP	WLS	BF	H	R	ER	SO	BB	IBB	HBP	BLK	WP	HR	S	P	ERA	WHIP							
53 James McDonald, R (1, 1)	7.0		24	2	1	1	3	0	0	0	0	0	0	0	30	32	1.29	0.286						
30 Chris Resop, R (8, 1)	1.0	H	3	0	0	0	2	0	0	0	0	0	0	7	7	0.00	0.000							
17 Ryota Igarashi, R (9, 1)	0.1	B	5	2	3	3	0	2	0	0	0	0	1	5	16	81.00	12.000							
57 Daniel Moskos, L (9, 1)	0.2	S	3	0	0	0	2	1	0	0	0	0	0	6	10	0.00	1.500							
57 Kris Johnson, L (10, 1)	1.0	L	6	0	1	0	2	2	0	0	0	0	0	8	17	0.00	2.000							

Houston Astros @ Pittsburgh Pirates
McKechnie Field, Bradenton, FL
Sat Mar 24 2012, 1:07 PM - 4:13 PM EDT
Att: 4,107 - Partly Cloudy - 83 F

AB	34
R	5
H	4
RBI	4
BB	5
SO	9
LOB	16



Batter	1	2	3	4	5	6	7	8	9	10	AB	R	H	RBI	BB	SO	LOB	BOTTOM					
7 Alex Presley, L OBP: 0.378, SLG: 0.488	(1, 7)																						
2 Nate McLouth, L OBP: 0.455, SLG: 0.571	(7, PH)																						
5 Josh Harrison, R OBP: 0.571, SLG: 0.880	(1, 6)																						
41 Jake Fox, R OBP: 0.375, SLG: 0.636	(9, PH)																						
47 Stefan Welch, L OBP: 0.475, SLG: 0.676	(10, 3)																						
31 Jose Tabata, R OBP: 0.317, SLG: 0.375	(1, 9)																						
57 Kris Johnson, L (10, 1)	(10, 1)																						
22 Andrew McCutchen, R OBP: 0.475, SLG: 0.676	(1, 8)																						
73 Brad Chalk, L (10, 8)	(10, 8)																						
18 Neil Walker, S OBP: 0.251, SLG: 0.257	(1, 4)																						
12 Joshua Rodriguez, R OBP: 1.000, SLG: 1.000	(10, 6)																						
46 Garrett Jones, L OBP: 0.325, SLG: 0.568	(1, 3)																						
19 Nick Evans, R OBP: 0.125, SLG: 0.217	(10, 5)																						
36 Yamaico Navarro, R (1, 5)	(1, 5)																						
17 Miles Durham, R (10, 9)	(10, 9)																						
55 Michael McKenny, R (1, 2)	(1, 2)																						
68 Eric Fryer, R OBP: 0.400, SLG: 0.294	(10, 2)																						
53 James McDonald, L (1, 1)	(1, 1)																						
14 Casey McGehee, R OBP: 0.442, SLG: 0.744	(7, PH)																						
30 Chris Resop, R (8, 1)	(8, 1)																						
17 Ryota Igarashi, R (9, 1)	(9, 1)																						
57 Daniel Moskos, R (9, 1)	(9, 1)																						
66 Matt Hague, R OBP: 0.264, SLG: 0.364	(8, PH)																						
89 Drew Maggi, R (10, 4)	(10, 4)																						
Inning Stats	R: 2 E: 0 K: 0 S: 6	H: 3 LOB: 1 BB: 0 P: 6	R: 0 E: 0 K: 1 S: 5	H: 0 LOB: 0 BB: 0 P: 5	R: 0 E: 0 K: 0 S: 4	H: 1 LOB: 2 BB: 1 P: 8	R: 0 E: 0 K: 0 S: 4	H: 1 LOB: 0 BB: 0 P: 4	R: 0 E: 0 K: 2 S: 7	H: 0 LOB: 0 BB: 0 P: 7	R: 2 E: 0 K: 1 S: 7	H: 2 LOB: 0 BB: 1 P: 13	R: 0 E: 0 K: 2 S: 7	H: 0 LOB: 2 BB: 2 P: 15	R: 0 E: 0 K: 0 S: 3	H: 1 LOB: 0 BB: 0 P: 3	1B: 8 2B: 1 3B: 0 HR: 1	SF: 0 SAC: 2 DP: 2 HBP: 0	WP: 0 PB: 0 SB: 1 CS: 1	PA: 42			
PITCHER	IP	WLS	BF	H	R	ER	SO	BB	IBB	HBP	BLK	WP	HR	S	P	ERA	WHIP						
56 Kyle Weiland, R (1, 1)	5.0		22	6	2	2	1	2	0	0	0	0	0	0	22	30	3.60	1.600					
53 Wesley Wright, L (8, 1)	1.0		4	1	0	0	0	0	0	0	0	0	0	4	4	0.00	1.000						
43 Fernando Rodriguez Jr., R (7, 1)	1.0		3	0	0	0	2	0	0	0	0	0	0	7	7	0.00	0.000						
28 David Carpenter, R (8, 1)	1.0		5	2	2	2	1	1	0	0	0	0	1	7	13	18.00	3.000						
55 Rhiner Cruz, R (8, 1)	1.0	W	5	0	0	0	2	2	0	0	0	0	0	7	15	0.00	2.000						
PITCHER	IP	WLS	BF	H	R	ER	SO	BB	IBB	HBP	BLK	WP	HR	S	P	ERA	WHIP						
66 Eneiro Del Rosario, R (10, 1)	1.0		3	1	0	0	0	0	0	0	0	0	0	3	3	0.00	1.000						

Houston Astros @ Pittsburgh Pirates
McKechnie Field, Bradenton, FL
Sat Mar 24 2012, 1:07 PM - 4:13 PM EDT
Att: 4,107 - Partly Cloudy - 83 F

AB	37
R	4
H	10
RBI	4
BB	5
SO	6
LOB	16



Batter	1	2	3	4	5	6	7	8	9	10	AB	R	H	RBI	BB	SO	LOB	TOP
7 Alex Presley, L (1, 7) OBP: 0.375, SLG: 0.467 19 Nick Evans, R (6, PH) OBP: 0.111, SLG: 0.192 (6, 7)	G4-3		P1			K		G4-3		K	2	0	0	0	1	0	1	
5 Josh Harrison, R (1, 5) OBP: 0.548, SLG: 0.821 65 Matt Hague, R (6, 3) OBP: 0.449, SLG: 0.750			G1-3		G5-3			G5-3		F9	3	0	1	0	0	0	4	
12 Clint Barnes, R (1, 6) OBP: 0.350, SLG: 0.410 Gift Ngoepe, R (10, 6)	L7-3									F8	6	1	2	1	0	1	2	
14 Casey McGehee, R (1, 3) OBP: 0.359, SLG: 0.400 30 Evan Chambers, R (9, PR) 38 Kelson Brown, R (9, 5) 26 Rod Barajas, R (1, 2) 28 Dan Grovatt, L (7, PR) 34 Wes Freeman, R (10, 9)			G3								3	2	2	0	2	0	1	
26 Rod Barajas, R (1, 2) 28 Dan Grovatt, L (7, PR) 34 Wes Freeman, R (10, 9)											0	1	0	0	0	0	0	
36 Yamaico Navarro, R (1, 4) 24 Jarek Cunningham, R (7, PR) 2 Nate McLouth, L (1, 8)											4	1	2	1	0	1	2	
41 Jake Fox, R (1, 10) 46 Garrett Jones, L (6, PH) 68 Eric Fryer, R (1, 9) 55 Michael McKenry, R (10, 2)											4	0	4	1	0	0	0	
											6	0	3	0	0	1	6	
											2	0	0	0	0	0	5	
											3	0	1	2	0	2	3	
											4	1	1	1	0	1	5	
											0	0	0	0	0	0	0	
											4	1	1	1	0	1	5	
											0	0	0	0	0	0	0	
											4	1	1	1	0	1	5	
											0	0	0	0	0	0	0	
											4	1	1	1	0	1	5	
											0	0	0	0	0	0	0	
											4	1	1	1	0	1	5	
											0	0	0	0	0	0	0	
											4	1	1	1	0	1	5	
											0	0	0	0	0	0	0	
											4	1	1	1	0	1	5	
											0	0	0	0	0	0	0	
											4	1	1	1	0	1	5	
											0	0	0	0	0	0	0	
											4	1	1	1	0	1	5	
											0	0	0	0	0	0	0	
											4	1	1	1	0	1	5	
											0	0	0	0	0	0	0	
											4	1	1	1	0	1	5	
											0	0	0	0	0	0	0	
											4	1	1	1	0	1	5	
											0	0	0	0	0	0	0	
											4	1	1	1	0	1	5	
											0	0	0	0	0	0	0	
											4	1	1	1	0	1	5	
											0	0	0	0	0	0	0	
											4	1	1	1	0	1	5	
											0	0	0	0	0	0	0	
											4	1	1	1	0	1	5	
											0	0	0	0	0	0	0	
											4	1	1	1	0	1	5	
											0	0	0	0	0	0	0	
											4	1	1	1	0	1	5	
											0	0	0	0	0	0	0	
											4	1	1	1	0	1	5	
											0	0	0	0	0	0	0	
											4	1	1	1	0	1	5	
											0	0	0	0	0	0	0	
											4	1	1	1	0	1	5	
											0	0	0	0	0	0	0	
											4	1	1	1	0	1	5	
											0	0	0	0	0	0	0	
											4	1	1	1	0	1	5	
											0	0	0	0	0	0	0	
											4	1	1	1	0	1	5	
											0	0	0	0	0	0	0	
											4	1	1	1	0	1	5	
											0	0	0	0	0	0	0	
											4	1	1	1	0	1	5	
											0	0	0	0	0	0	0	
											4	1	1	1	0	1	5	
											0	0	0	0	0	0	0	
											4	1	1	1	0	1	5	
											0	0	0	0	0	0	0	
											4	1	1	1	0	1	5	
											0	0	0	0	0	0	0	
											4	1	1	1	0	1	5	
											0	0	0	0	0	0	0	
											4	1	1	1	0	1	5	
											0	0	0	0	0	0	0	
											4	1	1	1	0	1	5	
											0	0	0	0	0	0	0	
											4	1	1	1	0	1	5	
											0	0	0	0	0	0	0	
											4	1	1	1	0	1	5	
											0	0	0	0	0	0	0	
											4	1	1	1	0	1	5	
											0	0	0	0	0	0	0	
											4	1	1	1	0	1	5	
											0	0	0	0	0	0	0	
											4	1	1	1	0	1	5	
											0	0	0	0	0	0	0	
											4	1	1	1	0	1	5	
											0	0	0	0	0	0	0	
											4	1	1	1	0	1	5	
											0	0	0	0	0	0	0	
											4	1	1	1	0	1	5	
											0	0	0	0	0	0	0	
											4	1	1	1	0	1	5	
											0	0	0	0	0	0	0	
											4	1	1	1	0	1	5	
											0	0	0	0	0	0	0	
											4	1	1	1	0	1	5	
											0	0	0	0	0	0	0	
											4	1	1	1	0	1	5	
											0	0	0	0	0	0	0	
											4	1	1	1	0	1	5	
											0	0	0	0	0	0	0	
											4	1	1	1	0	1	5	

Batter	1	2	3	4	5	6	7	8	9	AB	R	H	RBI	BB	SO	LOB	TOP					
14 Nolan Reimold, R OBP: 0.239, SLG: 0.372 71 L.J. Hoos, R OBP: 0.214, SLG: 0.231	0-3 K		0-0 P5			0-0 21 1B 2 1B	0-0 G1-3		0-0 86 FC4-6 86 1B	4	0	1	0	0	1	2	Baltimore Orioles @ Pittsburgh Pirates McKechnie Field, Bradenton, FL Mon Mar 26 2012, 7:10 PM - 9:48 PM EDT Att: 5,927 - Clear - 77 F					
2 J.J. Hardy, R OBP: 0.381, SLG: 0.389 86 Blake Davis, L OBP: 0.167, SLG: 0.167	0-3 K			0-0 G3-1		0-0 21 1B	0-3 K		0-0 86 FC4-6 1B	4	0	1	0	0	2	2						
21 Nick Markakis, L OBP: 0.400, SLG: 0.529 86 Buck Britton, L OBP: 0.333, SLG: 0.333	4-0 BB			0-0 F7		0-0 2-2 1B		0-0 G5-3	0-0 FC4-6	3	0	1	0	1	0	0						
10 Adam Jones, R OBP: 0.419, SLG: 0.659 89 John Ruettiger, L OBP: 0.625, SLG: 0.714	0-3 K			0-0 G4-3		0-3 K		0-0 E8 32 1B 2B	0-0 F7	4	0	1	0	0	2	4						
32 Matt Wieters, S OBP: 0.333, SLG: 0.462 95 Trent Mummy, L OBP: 0.333, SLG: 0.750		0-0 G6-3			0-0 24 G4-6-3 1B			0-0 12 1B 2B	0-0 12 G1-3 1B	4	1	3	1	0	0	0						
12 Mark Reynolds, R OBP: 0.316, SLG: 0.278 73 Brian Ward, R		0-0 P3			0-0 F9			0-0 24 1B 28 E 1B	0-0 G1-3	4	1	1	1	0	0	3						
24 Wilson Betemit, S OBP: 0.367, SLG: 0.367 92 Jeff Larish, L OBP: 0.167, SLG: 0.167		0-3 K			0-0 G4-6-3			0-0 28 E 1B	0-3 K	4	0	1	0	0	2	4						
28 Ronny Paulino, R OBP: 0.241, SLG: 0.250			0-0 L5			0-0 F9		0-0 1-3 2-H E5	0-0 F9	4	0	0	0	0	0	1						
11 Robert Andino, R OBP: 0.392, SLG: 0.432 3 Ryan Flaherty, L OBP: 0.319, SLG: 0.477			0-0 F8			0-0 G5-3		0-3 K	0-0 E3 71 1B 86 1B	3	0	0	0	0	1	2						
Inning Stats	R: 0 E: 0 K: 3 S: 9	H: 0 LOB: 1 BB: 1 P: 13	R: 0 E: 0 K: 1 S: 5	H: 0 LOB: 0 BB: 0 P: 5	R: 0 E: 0 K: 0 S: 3	H: 0 LOB: 0 BB: 0 P: 3	R: 0 E: 0 K: 0 S: 3	H: 1 LOB: 0 BB: 0 P: 3	R: 0 E: 0 K: 1 S: 8	H: 3 LOB: 3 BB: 0 P: 8	R: 2 E: 1 K: 2 S: 11	H: 3 LOB: 2 BB: 0 P: 11	R: 1 E: 1 K: 1 S: 7	H: 2 LOB: 3 BB: 0 P: 7	R: 1 E: 1 K: 0 S: 6	H: 2 LOB: 2 BB: 0 P: 6		1B: 9 2B: 2 3B: 0 HR: 0	SF: 0 SAC: 0 DP: 1 HBP: 0	WP: 0 PB: 0 SB: 0 CS: 0	PA: 40	
PITCHER	IP WLS BF H R ER SO BB IBB HBP BLK WP HR S P ERA WHIP	IP WLS BF H R ER SO BB IBB HBP BLK WP HR S P ERA WHIP	IP WLS BF H R ER SO BB IBB HBP BLK WP HR S P ERA WHIP	IP WLS BF H R ER SO BB IBB HBP BLK WP HR S P ERA WHIP	IP WLS BF H R ER SO BB IBB HBP BLK WP HR S P ERA WHIP	IP WLS BF H R ER SO BB IBB HBP BLK WP HR S P ERA WHIP	IP WLS BF H R ER SO BB IBB HBP BLK WP HR S P ERA WHIP	IP WLS BF H R ER SO BB IBB HBP BLK WP HR S P ERA WHIP	IP WLS BF H R ER SO BB IBB HBP BLK WP HR S P ERA WHIP	IP WLS BF H R ER SO BB IBB HBP BLK WP HR S P ERA WHIP	IP WLS BF H R ER SO BB IBB HBP BLK WP HR S P ERA WHIP	IP WLS BF H R ER SO BB IBB HBP BLK WP HR S P ERA WHIP	IP WLS BF H R ER SO BB IBB HBP BLK WP HR S P ERA WHIP	IP WLS BF H R ER SO BB IBB HBP BLK WP HR S P ERA WHIP	IP WLS BF H R ER SO BB IBB HBP BLK WP HR S P ERA WHIP	IP WLS BF H R ER SO BB IBB HBP BLK WP HR S P ERA WHIP	IP WLS BF H R ER SO BB IBB HBP BLK WP HR S P ERA WHIP	IP WLS BF H R ER SO BB IBB HBP BLK WP HR S P ERA WHIP	IP WLS BF H R ER SO BB IBB HBP BLK WP HR S P ERA WHIP	IP WLS BF H R ER SO BB IBB HBP BLK WP HR S P ERA WHIP	IP WLS BF H R ER SO BB IBB HBP BLK WP HR S P ERA WHIP	IP WLS BF H R ER SO BB IBB HBP BLK WP HR S P ERA WHIP

AB	39
R	4
H	11
RBI	3
BB	1
SO	8
LOB	22



Batter	1	2	3	4	5	6	7	8	9	AB	R	H	RBI	BB	SO	LOB	BOTTOM						
7 Alex Presley, L OBP: 0.373, SLG: 0.447 2 Nate McLouth, L OBP: 0.475, SLG: 0.559	4-0 BB		0-0 F7			0-0 L8			0-0 55 1B HBP	2	0	0	0	1	0	0	Baltimore Orioles @ Pittsburgh Pirates McKechnie Field, Bradenton, FL Mon Mar 26 2012, 7:10 PM - 9:48 PM EDT Att: 5,927 - Clear - 77 F						
31 Jose Tabata, R OBP: 0.295, SLG: 0.349 5 Josh Harrison, R OBP: 0.531, SLG: 0.793	0-0 G6-4-3			0-0 G6-3		0-0 G5-3			0-3 K	3	0	0	0	0	1	1							
22 Andrew McCutchen, R OBP: 0.463, SLG: 0.639 79 Gregory Polanco, L	0-3 K			0-0 F7		0-0 46 E 46 G3 BB			0-0 F9	2	1	0	0	1	1	0							
18 Neil Walker, S OBP: 0.263, SLG: 0.289 55 Michael McKenry, R OBP: 0.273, SLG: 0.236		0-0 L4		0-0 F7		0-0 F7			0-0 F9	3	0	1	0	0	0	1							
46 Garrett Jones, L OBP: 0.298, SLG: 0.500		0-3 K		0-0 G1-3		0-0 G3			0-3 K	4	0	0	1	0	2	3							
26 Rod Barajas, R OBP: 0.273, SLG: 0.424 77 Juan Cruz, R		0-0 E3			0-0 L7				0-0 G5-3	3	0	0	0	0	0	0							
44 Tony Watson, L		0-0 K			0-0 L7				0-0 G5-3	0	0	0	0	0	0	0							
24 Pedro Alvarez, L OBP: 0.143, SLG: 0.303		0-3 K			0-3 K				0-0 G3-1	3	0	0	0	0	2	1							
12 Clint Barmes, R OBP: 0.326, SLG: 0.381			0-0 P4		0-0 L7				0-0 G3	3	0	0	0	0	0	0							
45 Erik Bedard, L 39 Jason Grilli, R 36 Yamaico Navarro, R			0-3 K			0-0 G1-3			0-0 G5-3	2	0	0	0	0	1	0							
Inning Stats	R: 0 E: 0 K: 1 S: 4	H: 0 LOB: 1 BB: 1 P: 8	R: 0 E: 1 K: 2 S: 8	H: 0 LOB: 1 BB: 0 P: 8	R: 0 E: 0 K: 1 S: 5	H: 0 LOB: 0 BB: 0 P: 5	R: 0 E: 0 K: 0 S: 4	H: 1 LOB: 1 BB: 0 P: 4	R: 0 E: 0 K: 1 S: 5	H: 0 LOB: 0 BB: 0 P: 5	R: 0 E: 0 K: 0 S: 3	H: 0 LOB: 0 BB: 0 P: 3	R: 1 E: 0 K: 0 S: 3	H: 0 LOB: 0 BB: 1 P: 8	R: 0 E: 0 K: 0 S: 3	H: 0 LOB: 0 BB: 0 P: 3	R: 0 E: 0 K: 2 S: 8	H: 1 LOB: 2 BB: 0 P: 9	1B: 1 2B: 1 3B: 0 HR: 0	SF: 0 SAC: 0 DP: 1 HBP: 1	WP: 0 PB: 0 SB: 0 CS: 0	PA: 32	
PITCHER	IP WLS BF H R ER SO BB IBB HBP BLK WP HR S P ERA WHIP	IP WLS BF H R ER SO BB IBB HBP BLK WP HR S P ERA WHIP	IP WLS BF H R ER SO BB IBB HBP BLK WP HR S P ERA WHIP	IP WLS BF H R ER SO BB IBB HBP BLK WP HR S P ERA WHIP	IP WLS BF H R ER SO BB IBB HBP BLK WP HR S P ERA WHIP	IP WLS BF H R ER SO BB IBB HBP BLK WP HR S P ERA WHIP	IP WLS BF H R ER SO BB IBB HBP BLK WP HR S P ERA WHIP	IP WLS BF H R ER SO BB IBB HBP BLK WP HR S P ERA WHIP	IP WLS BF H R ER SO BB IBB HBP BLK WP HR S P ERA WHIP	IP WLS BF H R ER SO BB IBB HBP BLK WP HR S P ERA WHIP	IP WLS BF H R ER SO BB IBB HBP BLK WP HR S P ERA WHIP	IP WLS BF H R ER SO BB IBB HBP BLK WP HR S P ERA WHIP	IP WLS BF H R ER SO BB IBB HBP BLK WP HR S P ERA WHIP	IP WLS BF H R ER SO BB IBB HBP BLK WP HR S P ERA WHIP	IP WLS BF H R ER SO BB IBB HBP BLK WP HR S P ERA WHIP	IP WLS BF H R ER SO BB IBB HBP BLK WP HR S P ERA WHIP	IP WLS BF H R ER SO BB IBB HBP BLK WP HR S P ERA WHIP	IP WLS BF H R ER SO BB IBB HBP BLK WP HR S P ERA WHIP	IP WLS BF H R ER SO BB IBB HBP BLK WP HR S P ERA WHIP	IP WLS BF H R ER SO BB IBB HBP BLK WP HR S P ERA WHIP	IP WLS BF H R ER SO BB IBB HBP BLK WP HR S P ERA WHIP	IP WLS BF H R ER SO BB IBB HBP BLK WP HR S P ERA WHIP	IP WLS BF H R ER SO BB IBB HBP BLK WP HR S P ERA WHIP

AB	29
R	1
H	2
RBI	1
BB	2
SO	7
LOB	8



Batter	1	2	3	4	5	6	7	8	9	AB	R	H	RBI	BB	SO	LOB	TOP										
31 Jose Tabata, R (1,9) OBP: 0.294, SLG: 0.327 28 Dan Gvovlat, L (7,9) OBP: 0.667, SLG: 0.500	G6-3			FC6-5 22 SH5-3 5 1B			G6-3		FC5-4 1-2 3-H	3	0	1	0	1	0	0											
5 Josh Harrison, R (1,7) OBP: 0.425, SLG: 0.622	K			SH5-3 1-2	L3			G5-3	K	4	0	0	0	0	2	4											
22 Andrew McCutchen, R (1,8) OBP: 0.449, SLG: 0.687 2 Nate McLouth, L (7,8) OBP: 0.488, SLG: 0.583	P4			FC6-5 14 WP 2-3				18 2B		3	1	1	1	0	0	1											
14 Casey McGehee, R (1,5) OBP: 0.370, SLG: 0.439 41 Jake Fox, R (7,3) OBP: 0.310, SLG: 0.519		F8		G3				K		2	0	0	0	1	0	1											
18 Neil Walker, S (1,4) OBP: 0.286, SLG: 0.333 Bengie González, S (8,PR)		K						K		4	0	2	1	0	2	0											
26 Rod Barajas, R (1,2) OBP: 0.270, SLG: 0.432		F8						K		4	1	1	0	0	2	3											
65 Matt Hague, R (1,3) OBP: 0.390, SLG: 0.683 47 Evan Meek, R (6,1) 63 Chris Leroux, L (7,1) 77 Juan Cruz, R (8,1) 68 Eric Fryer, R (9,PH) OBP: 0.407, SLG: 0.435				P4						3	0	1	1	0	0	2											
12 Clint Barmes, R (1,6) OBP: 0.326, SLG: 0.378 19 Nick Evans, R (7,5) OBP: 0.136, SLG: 0.214				K						3	0	1	0	0	1	0											
50 Charlie Morton, R (1,1) 7 Alex Presley, L (6,7) OBP: 0.393, SLG: 0.451				G6-3						2	0	0	0	0	0	2											
Inning Stats	R: 0 E: 0 K: 1 S: 5	H: 0 LOB: 0 BB: 0 P: 5	R: 0 E: 0 K: 1 S: 5	H: 0 LOB: 0 BB: 0 P: 5	R: 0 E: 0 K: 1 S: 5	H: 0 LOB: 0 BB: 0 P: 5	R: 0 E: 0 K: 0 S: 4	H: 1 LOB: 1 BB: 0 P: 5	R: 1 E: 0 K: 1 S: 8	H: 3 LOB: 3 BB: 1 P: 12	R: 1 E: 0 K: 1 S: 8	H: 2 LOB: 1 BB: 1 P: 13	R: 0 E: 0 K: 0 S: 3	H: 0 LOB: 0 BB: 0 P: 3	R: 1 E: 0 K: 2 S: 9	H: 2 LOB: 1 BB: 0 P: 9	R: 1 E: 0 K: 2 S: 9	H: 2 LOB: 1 BB: 0 P: 9	1B: 5 2B: 4 HR: 1	SF: 0 SAC: 1 DP: 1 HBP: 0	WP: 1 PB: 0 SB: 0 CS: 0	PA: 38					
PITCHER	IP	WLS	BF	H	R	ER	SO	BB	IBB	HBP	BLK	WP	HR	S	P	ERA	WHIP										
14 David Price, L (1,1) ERA: 3.79 39 J.P. Howell, L (8,1) ERA: 3.39 62 Joel Peralta, R (9,1) ERA: 6.75 56 Fernando Rodney, R (9,1) ERA: 2.84 75 Romulo Sanchez, R (9,1) ERA: 3.65	7.0	W	28	6	2	2	5	2	0	0	0	1	1	38	48	2.57	1.143										

Pittsburgh Pirates @ Tampa Bay Rays
Charlotte Sports Park, Port Charlotte, FL
Wed Mar 28 2012, 7:08 PM - 9:46 PM EDT
Att. 4,589 - Clear - 85 F

AB 35
R 4
H 10
RBI 4
BB 2
SO 9
LOB 16



Batter	1	2	3	4	5	6	7	8	9	AB	R	H	RBI	BB	SO	LOB	BOTTOM										
18 Ben Zobrist, S (1,4) OBP: 0.380, SLG: 0.390 45 Jeff Salazar, L (8,9) OBP: 0.462, SLG: 0.552	F9			G3	G4-3					3	0	0	1	1	0	2											
23 Carlos Pena, L (1,3) OBP: 0.298, SLG: 0.211 10 Will Rhymes, L (8,4) OBP: 0.269, SLG: 0.261				G4-3						4	1	1	0	0	1	2											
3 Evan Longoria, R (1,5) OBP: 0.286, SLG: 0.387 68 Jesus Feliciano, L (8,7) OBP: 0.327, SLG: 0.341				G4-3						4	1	1	0	0	0	1											
20 Matt Joyce, L (1,9) OBP: 0.255, SLG: 0.383 24 Leslie Anderson, L (8,3)				G4-3						4	0	0	0	0	2	2											
30 Luke Scott, L (1,10) OBP: 0.243, SLG: 0.400				K						4	1	2	3	0	2	0											
21 Jose Lobaton, S (1,2) OBP: 0.279, SLG: 0.317				K						4	1	1	0	0	0	1											
1 Sean Rodriguez, R (1,6) OBP: 0.349, SLG: 0.229 76 Joel Caminero, R (9,8)				FC5-4 1 1B						4	1	1	0	0	1	1											
9 Elliot Johnson, S (1,8) OBP: 0.259, SLG: 0.306				FC4-6 9 2B						4	1	1	0	0	0	1											
63 Chris Gimenez, R (1,7) OBP: 0.271, SLG: 0.295				G5-3						4	1	2	2	0	1	0											
Inning Stats	R: 0 E: 0 K: 0 S: 3	H: 0 LOB: 0 BB: 0 P: 3	R: 0 E: 0 K: 2 S: 8	H: 1 LOB: 1 BB: 0 P: 8	R: 1 E: 0 K: 0 S: 4	H: 1 LOB: 0 BB: 0 P: 4	R: 3 E: 0 K: 0 S: 7	H: 4 LOB: 2 BB: 0 P: 8	R: 2 E: 0 K: 0 S: 6	H: 2 LOB: 0 BB: 0 P: 8	R: 0 E: 0 K: 2 S: 8	H: 0 LOB: 2 BB: 2 P: 16	R: 0 E: 0 K: 2 S: 7	H: 0 LOB: 0 BB: 0 P: 7	R: 0 E: 0 K: 1 S: 5	H: 0 LOB: 0 BB: 0 P: 5	1B: 4 2B: 3 HR: 1	SF: 0 SAC: 0 DP: 0 HBP: 1	WP: 0 PB: 0 SB: 0 CS: 0	PA: 35							
PITCHER	IP	WLS	BF	H	R	ER	SO	BB	IBB	HBP	BLK	WP	HR	S	P	ERA	WHIP										
50 Charlie Morton, R (1,1) ERA: 7.07 47 Evan Meek, R (6,1) ERA: 4.69 63 Chris Leroux, R (7,1) ERA: 9.72 77 Juan Cruz, R (8,1) ERA: 2.0	5.0	L	24	8	6	6	2	0	0	1	0	0	0	8	16	0.00	2.000										

Pittsburgh Pirates @ Tampa Bay Rays
Charlotte Sports Park, Port Charlotte, FL
Wed Mar 28 2012, 7:08 PM - 9:46 PM EDT
Att. 4,589 - Clear - 85 F

AB 32
R 6
H 8
RBI 6
BB 2
SO 7
LOB 10



Batter	1	2	3	4	5	6	7	8	9	AB	R	H	RBI	BB	SO	LOB	TOP			
11 Ben Revere, L (1.8) OBP: 0.393, SLG: 0.364										4	3	1	0	2	0	3				
Danny Santana, S (1.4) OBP: 0.500, SLG: 0.600										5	1	2	0	1	0	2				
5 J.R. Towles, R (9. PR) OBP: 0.333, SLG: 0.632										0	0	0	0	0	0	0				
59 Esmerling Vasquez, R (9.1)										0	0	0	0	0	0	0				
22 Danny Valencia, R (1.10) OBP: 0.300, SLG: 0.473										2	0	0	2	0	0	2				
37 Sean Burroughs, L (7. PH) OBP: 0.410, SLG: 0.364										2	0	1	0	0	0	1				
27 Chris Parmelee, L (1.3) OBP: 0.356, SLG: 0.519										5	0	1	1	1	1	6				
38 Luke Hughes, R (1.5) OBP: 0.411, SLG: 0.745										3	1	1	1	1	0	2				
73 Michael Hollimon, S (6.5) OBP: 0.462, SLG: 0.951										1	0	0	0	0	0	0				
95 Angel Morales, R (1.9) OBP: 0.800, SLG: 1.000										3	2	2	0	2	0	2				
26 Brian Dinkelman, L (1.7) OBP: 0.400, SLG: 0.556										4	2	3	4	1	0	1				
77 Brian Dozier, R (1.6) OBP: 0.341, SLG: 0.486										5	1	3	3	0	0	2				
41 Drew Butera, R (1.2) OBP: 0.304, SLG: 0.364										4	1	1	0	1	0	6				
Inning Stats	R: 1 E: 0 K: 0 S: 2	H: 0 LOB: 1 BB: 3 P: 15	R: 2 E: 0 K: 0 S: 5	H: 1 LOB: 1 BB: 2 P: 13	R: 0 E: 0 K: 1 S: 4	H: 0 LOB: 1 BB: 1 P: 9	R: 7 E: 1 K: 0 S: 13	H: 8 LOB: 2 BB: 1 P: 19	R: 1 E: 0 K: 0 S: 4	H: 1 LOB: 1 BB: 1 P: 8	R: 0 E: 0 K: 0 S: 3	H: 1 LOB: 2 BB: 0 P: 3	R: 0 E: 0 K: 0 S: 5	H: 2 LOB: 2 BB: 0 P: 5	R: 0 E: 0 K: 0 S: 4	H: 1 LOB: 2 BB: 0 P: 4	1B: 10 2B: 3 3B: 0 HR: 2	SF: 1 SAC: 0 DP: 2 HBP: 1	WP: 0 PB: 0 SB: 4 CS: 1	PA: 49
PITCHER	IP WLS BF H R ER SO	IP WLS BF H R ER SO	IP WLS BF H R ER SO	IP WLS BF H R ER SO	IP WLS BF H R ER SO	IP WLS BF H R ER SO	IP WLS BF H R ER SO	IP WLS BF H R ER SO	IP WLS BF H R ER SO	IP WLS BF H R ER SO	IP WLS BF H R ER SO	IP WLS BF H R ER SO	IP WLS BF H R ER SO	IP WLS BF H R ER SO	IP WLS BF H R ER SO	IP WLS BF H R ER SO	ERA WHIP	ERA WHIP		
53 James McDonald, R (1.1) ERA: 8.1	3.2 L 24 7 10 10 1	2.1 13 4 1 1 0 1	4.0 1 1 1 0 0 0	2.0 0 0 0 0 0 0	0.0 0 0 0 0 0 0	0.0 0 0 0 0 0 0	0.0 0 0 0 0 0 0	0.0 0 0 0 0 0 0	0.0 0 0 0 0 0 0	0.0 0 0 0 0 0 0	0.0 0 0 0 0 0 0	0.0 0 0 0 0 0 0	0.0 0 0 0 0 0 0	0.0 0 0 0 0 0 0	0.0 0 0 0 0 0 0	0.0 0 0 0 0 0 0	3.86 2.571	24.55 3.818		
25 Daniel McCutchen, R (4.1) ERA: 8.1	2.1 13 4 1 1 0 1	1.0 3 1 0 0 0 0	0.0 0 0 0 0 0 0	0.0 0 0 0 0 0 0	0.0 0 0 0 0 0 0	0.0 0 0 0 0 0 0	0.0 0 0 0 0 0 0	0.0 0 0 0 0 0 0	0.0 0 0 0 0 0 0	0.0 0 0 0 0 0 0	0.0 0 0 0 0 0 0	0.0 0 0 0 0 0 0	0.0 0 0 0 0 0 0	0.0 0 0 0 0 0 0	0.0 0 0 0 0 0 0	0.0 0 0 0 0 0 0	3.86 2.571	24.55 3.818		
48 Jared Hughes, R (7.1) ERA: 3.6	1.0 3 1 0 0 0 0	0.0 0 0 0 0 0 0	0.0 0 0 0 0 0 0	0.0 0 0 0 0 0 0	0.0 0 0 0 0 0 0	0.0 0 0 0 0 0 0	0.0 0 0 0 0 0 0	0.0 0 0 0 0 0 0	0.0 0 0 0 0 0 0	0.0 0 0 0 0 0 0	0.0 0 0 0 0 0 0	0.0 0 0 0 0 0 0	0.0 0 0 0 0 0 0	0.0 0 0 0 0 0 0	0.0 0 0 0 0 0 0	0.0 0 0 0 0 0 0	3.86 2.571	24.55 3.818		
66 Matt McSwain, R (8.1) ERA: 1.0	1.0 5 2 0 0 0 0	0.0 0 0 0 0 0 0	0.0 0 0 0 0 0 0	0.0 0 0 0 0 0 0	0.0 0 0 0 0 0 0	0.0 0 0 0 0 0 0	0.0 0 0 0 0 0 0	0.0 0 0 0 0 0 0	0.0 0 0 0 0 0 0	0.0 0 0 0 0 0 0	0.0 0 0 0 0 0 0	0.0 0 0 0 0 0 0	0.0 0 0 0 0 0 0	0.0 0 0 0 0 0 0	0.0 0 0 0 0 0 0	0.0 0 0 0 0 0 0	3.86 2.571	24.55 3.818		
Jumbo Diaz, R (9.1) ERA: 1.0	1.0 4 1 0 0 0 0	0.0 0 0 0 0 0 0	0.0 0 0 0 0 0 0	0.0 0 0 0 0 0 0	0.0 0 0 0 0 0 0	0.0 0 0 0 0 0 0	0.0 0 0 0 0 0 0	0.0 0 0 0 0 0 0	0.0 0 0 0 0 0 0	0.0 0 0 0 0 0 0	0.0 0 0 0 0 0 0	0.0 0 0 0 0 0 0	0.0 0 0 0 0 0 0	0.0 0 0 0 0 0 0	0.0 0 0 0 0 0 0	0.0 0 0 0 0 0 0	3.86 2.571	24.55 3.818		

Minnesota Twins @ Pittsburgh Pirates
 McKechnie Field, Bradenton, FL
 Thu Mar 29 2012, 1:06 PM - 4:12 PM EDT
 Att: 4,241 - Sunny - 83 F

AB	38
R	11
H	15
RBI	11
BB	9
SO	1
LOB	27



Batter	1	2	3	4	5	6	7	8	9	AB	R	H	RBI	BB	SO	LOB	BOTTOM
7 Alex Presley, L (1.7) OBP: 0.407, SLG: 0.453										2	0	1	0	0	0	0	
10 Adalberto Santos, R (7.7) OBP: 0.500, SLG: 1.000										2	1	1	0	0	0	2	
5 Josh Harrison, R (1.6) OBP: 0.419, SLG: 0.590										2	1	0	0	1	1	4	
72 Greg Picart, S (7.4) OBP: 1.000, SLG: 2.500										2	1	2	1	0	0	0	
31 Jose Tabata, R (1.9) OBP: 0.302, SLG: 0.333										2	0	1	0	0	0	0	
46 Garrett Jones, L (5.9) OBP: 0.288, SLG: 0.469										3	1	1	1	0	0	1	
14 Casey McGehee, R (1.3) OBP: 0.347, SLG: 0.409										3	0	0	0	0	0	2	
Andy Vasquez, L (7.6) OBP: 0.500, SLG: 0.500										2	0	1	0	0	1	1	
18 Neil Walker, S (1.4) OBP: 0.290, SLG: 0.330										3	0	1	1	0	0	0	
48 Jared Hughes, R (7.1) ERA: 3.6										0	0	0	0	0	0	0	
66 Matt McSwain, R (8.1) ERA: 1.0										1	0	0	0	0	0	0	
Ashley Ponce, R (8. PH) ERA: 1.0										0	0	0	0	0	0	0	
Jumbo Diaz, R (9.1) ERA: 1.0										0	0	0	0	0	0	0	
Eric Avila, R (8. PH) ERA: 1.0										1	0	0	0	0	1	2	
2 Nate McLouth, L (1.8) OBP: 0.479, SLG: 0.550										4	2	1	0	1	1	4	
24 Pedro Alvarez, L (1.5) OBP: 0.182, SLG: 0.310										5	0	2	0	0	2	1	
55 Michael McKenry, R (1.2) OBP: 0.214, SLG: 0.185										4	0	0	1	0	1	3	
53 James McDonald, L (1.1) OBP: 0.500, SLG: 0.667										1	0	1	0	0	0	0	
25 Daniel McCutchen, R (4.1) ERA: 8.1										1	0	0	0	0	0	1	
65 Matt Hague, R (7.3) OBP: 0.372, SLG: 0.651										2	0	0	0	0	0	1	
Inning Stats	R: 1 E: 0 K: 0 S: 5	H: 2 LOB: 2 BB: 1 P: 9	R: 0 E: 0 K: 2 S: 9	H: 2 LOB: 0 BB: 0 P: 9	R: 0 E: 0 K: 0 S: 3	H: 0 LOB: 0 BB: 0 P: 3	R: 1 E: 0 K: 0 S: 4	H: 1 LOB: 1 BB: 1 P: 9	R: 0 E: 0 K: 0 S: 4	H: 0 LOB: 0 BB: 0 P: 4	R: 0 E: 0 K: 2 S: 7	H: 0 LOB: 0 BB: 0 P: 7	R: 1 E: 0 K: 1 S: 7	H: 2 LOB: 1 BB: 0 P: 7	R: 1 E: 1 K: 0 S: 6	H: 2 LOB: 2 BB: 0 P: 6	R: 2 E

Batter	1	2	3	4	5	6	7	8	9	AB	R	H	RBI	BB	SO	LOB	TOP			
8 Desmond Jennings, R (1, 8) OBP: 0.366, SLG: 0.542 68 Jesús Feliciano, L (8, 8) OBP: 0.327, SLG: 0.341	F8			G1-3		B1		G4-3 21 1B		4	0	1	0	0	0	0	Tampa Bay Rays @ Pittsburgh Pirates McKechnie Field, Bradenton, FL Fri Mar 30 2012, 1:12 PM - 3:51 PM EDT Att: 4,527 - Sunny - 83 F			
30 Luke Scott, L (1, 10) OBP: 0.244, SLG: 0.385	L8			1B 18 BB		K		P6		4	0	1	0	0	1					
3 Evan Longoria, R (1, 5) OBP: 0.286, SLG: 0.432 21 Jose Lobaton, S (7, 2) OBP: 0.273, SLG: 0.310	F7			F9				G4-3		3	1	1	0	0	0	1				
18 Ben Zobrist, S (1, 9) OBP: 0.368, SLG: 0.348 45 Jeff Salazar, L (7, 9) OBP: 0.450, SLG: 0.533		K						F9		1	1	0	0	2	1	0				
23 Carlos Pena, L (1, 3) OBP: 0.259, SLG: 0.178 10 Will Rhymes, L (7, 5) OBP: 0.278, SLG: 0.255		K								3	0	0	0	0	2	4				
20 Matt Joyce, L (1, 7) OBP: 0.237, SLG: 0.333 38 Isaias Velazquez, R (9, 7)										4	0	0	0	0	1	2				
7 Jeff Keppinger, R (1, 4) OBP: 0.365, SLG: 0.354 1 Sean Rodriguez, R (6, 4) OBP: 0.383, SLG: 0.243										2	0	0	0	0	0	0				
28 José Molina, R (1, 2) OBP: 0.256, SLG: 0.270 KD Kang, L (7, PR) OBP: 0.500, SLG: 0.500 35 Henry Wrigley, R (7, 3) OBP: 0.500, SLG: 0.500										3	0	1	3	0	0	0				
15 Reid Brignac, L (1, 6) OBP: 0.375, SLG: 0.318										3	0	0	0	0	1	1				
Inning Stats	R: 0 E: 0 K: 0 S: 3	H: 0 LOB: 0 BB: 0 P: 3	R: 0 E: 0 K: 2 S: 7	H: 0 LOB: 0 BB: 0 P: 7	R: 0 E: 0 K: 0 S: 3	H: 0 LOB: 0 BB: 0 P: 3	R: 0 E: 0 K: 0 S: 4	H: 1 LOB: 2 BB: 1 P: 8	R: 0 E: 0 K: 1 S: 5	H: 0 LOB: 0 BB: 0 P: 5	R: 3 E: 0 K: 2 S: 9	H: 2 LOB: 1 BB: 2 P: 17	R: 0 E: 0 K: 0 S: 4	H: 1 LOB: 1 BB: 0 P: 4	R: 0 E: 0 K: 0 S: 4	H: 1 LOB: 1 BB: 0 P: 4		1B: 4 2B: 1 3B: 0 HR: 0	SF: 0 SAC: 0 DP: 0 HBP: 0	WP: 0 PB: 0 SB: 1 CS: 0
PITCHER	IP WLS BF H R ER SO BB IBB HBP BLK WP HR S P ERA WHIP																			
44 Tony Watson, L (1, 1) ERA: 5.4	2.0	6	0	0	0	2	0	0	0	0	0	0	0	0	10	10	0.00	1.000		
39 Jason Grilli, R (3, 1) ERA: 2.7	2.0	8	1	0	0	0	1	0	0	0	0	0	0	7	11	0.00	1.000			
30 Chris Resop, R (5, 1) ERA: 4.0	1.0	H	3	0	0	1	0	0	0	0	0	0	0	5	5	0.00	0.000			
32 Brad Lincoln, R (6, 1) ERA: 11.25	2.0	B	10	2	3	3	2	0	0	0	0	0	0	14	22	13.50	2.000			
56 Tim Anderson, R (8, 1) ERA:	2.0	8	2	0	0	0	0	0	0	0	0	0	0	8	8	0.00	1.000			

AB 32
R 3
H 5
RBI 3
BB 3
SO 6
LOB 12



Batter	1	2	3	4	5	6	7	8	9	AB	R	H	RBI	BB	SO	LOB	BOTTOM			
31 Jose Tabata, R (1, 9) OBP: 0.298, SLG: 0.327	F8		G1-3			G3		G5-4-3 22 1B		4	0	1	0	0	0	2	Tampa Bay Rays @ Pittsburgh Pirates McKechnie Field, Bradenton, FL Fri Mar 30 2012, 1:12 PM - 3:51 PM EDT Att: 4,527 - Sunny - 83 F			
36 Yamaico Navarro, R (1, 7) OBP: 0.396, SLG: 0.458 7 Alex Presley, L (9, 7) OBP: 0.407, SLG: 0.453	G5-4-3 22 1B					K		K		4	0	1	0	0	3	3				
22 Andrew McCutchen, R (1, 8) OBP: 0.415, SLG: 0.699	G5-4-3 1-2					F8		G6-3		4	0	0	0	0	0	4				
14 Casey McGehee, R (1, 5) OBP: 0.358, SLG: 0.479		E6 26 G5-4-3				HR		G6-3		4	2	2	1	0	1	0				
26 Rod Barajas, R (1, 2) OBP: 0.288, SLG: 0.415 99 Francisco Aponle, S (9, PR)		G5-4-3 1-2				P4		K		4	0	1	0	0	1	2				
18 Neil Walker, S (1, 4) OBP: 0.285, SLG: 0.306		F9						G5-4-3		4	0	0	0	0	0	2				
65 Matt Hague, R (1, 3) OBP: 0.383, SLG: 0.723						G4-3		G5-4-3		4	1	2	2	0	0	2				
12 Clint Barmes, R (1, 6) OBP: 0.300, SLG: 0.347						P2		P3		4	0	0	0	0	2	3				
55 Michael McKenry, R (1, 10) OBP: 0.233, SLG: 0.179 5 Josh Harrison, R (8, PH) OBP: 0.432, SLG: 0.590						F9		G3 31 1B		1	0	0	0	1	0	1				
Inning Stats	R: 0 E: 0 K: 0 S: 3	H: 1 LOB: 0 BB: 0 P: 3	R: 0 E: 1 K: 0 S: 3	H: 0 LOB: 0 BB: 0 P: 3	R: 0 E: 0 K: 1 S: 6	H: 1 LOB: 1 BB: 0 P: 6	R: 1 E: 0 K: 1 S: 8	H: 1 LOB: 0 BB: 0 P: 11	R: 0 E: 0 K: 1 S: 5	H: 0 LOB: 1 BB: 1 P: 9	R: 2 E: 0 K: 1 S: 8	H: 2 LOB: 0 BB: 0 P: 10	R: 0 E: 0 K: 1 S: 5	H: 1 LOB: 1 BB: 1 P: 9	R: 0 E: 1 K: 2 S: 9	H: 1 LOB: 2 BB: 0 P: 9		1B: 4 2B: 1 3B: 0 HR: 2	SF: 0 SAC: 0 DP: 3 HBP: 0	WP: 0 PB: 0 SB: 0 CS: 0
PITCHER	IP WLS BF H R ER SO BB IBB HBP BLK WP HR S P ERA WHIP																			
55 Matt Moore, L (1, 1) ERA: 4.5	6.0	21	3	1	1	3	1	0	0	0	0	0	0	1	28	35	1.50	0.667		
31 Burke Badenhop, R (7, 1) ERA: 4.22	1.0	B	5	2	2	2	1	0	0	0	0	0	0	8	10	18.00	2.000			
57 Jake McGee, L (8, 1) ERA: 2.61	1.0	4	1	0	0	1	1	0	0	0	0	0	0	5	9	0.00	2.000			
75 Romulo Sanchez, R (9, 1) ERA: 3.38	1.0	5	1	0	0	2	0	0	0	0	0	0	0	9	9	0.00	1.000			

AB 33
R 3
H 7
RBI 3
BB 2
SO 7
LOB 19



Batter	1	2	3	4	5	6	7	8	9	AB	R	H	RBI	BB	SO	LOB	TOP										
9 Endy Chavez, L (1,8) OBP: 0.541, SLG: 0.666 86 Buck Britton, L (7,PH) OBP: 0.308, SLG: 0.250	G6-3		F8	L4			K		G4-3	3	0	0	0	0	0	2	Baltimore Orioles @ Pittsburgh Pirates McKechnie Field, Bradenton, FL Sat Mar 31 2012, 1:07 PM - 4:56 PM EDT Att: 3,720 - Cloudy - 82 F										
14 Nolan Reimold, R (1,7) OBP: 0.220, SLG: 0.321 68 Steve Tolleson, R (7,PH) OBP: 0.324, SLG: 0.290	F7		FC5-4		G6-3		F7		F8	3	0	0	0	0	1												
2 J.J. Hardy, R (1,6) OBP: 0.333, SLG: 0.333 3 Ryan Flaherty, L (7,PH) OBP: 0.293, SLG: 0.407	G1-3			P3	P3		K			3	0	0	0	0	0												
36 Nick Johnson, L (1,10) OBP: 0.365, SLG: 0.378 Aaron Baker, L (8,PH) OBP: 1.000, SLG: 4.000		F7		24 1B 28 HR	P2			HR		2	1	0	0	1	0												
24 Wilson Betemit, S (1,5) OBP: 0.354, SLG: 0.393 Jamie Hoffmann, R (7,9)		F9		28 HR	1B		13 1B	2B		3	2	0	0	0	0												
19 Chris Davis, L (1,3) OBP: 0.281, SLG: 0.446 60 John Hester, R (7,2)				K			K		P3	3	0	1	0	0	2												
28 Ronny Paulino, R (1,2) OBP: 0.237, SLG: 0.324 95 Trent Mummy, L (7,8) OBP: 0.400, SLG: 0.750		F8		HR			L5			3	1	1	3	0	0												
13 Jai Miller, R (1,9) OBP: 0.250, SLG: 0.488 71 L.J. Hoes, R (7,7) OBP: 0.250, SLG: 0.263				K					F7	3	1	2	2	0	1												
11 Robert Andino, R (1,4) OBP: 0.397, SLG: 0.426 Sammie Starr, R (8,4)							F9		G6-3	2	0	1	0	1	0												
Inning Stats	R: 0 E: 0 K: 0 S: 3	H: 0 LOB: 0 BB: 0 P: 3	R: 0 E: 0 K: 0 S: 4	H: 1 LOB: 1 BB: 0 P: 4	R: 0 E: 0 K: 1 S: 6	H: 1 LOB: 1 BB: 0 P: 6	R: 4 E: 0 K: 1 S: 10	H: 3 LOB: 1 BB: 2 P: 18	R: 0 E: 0 K: 0 S: 3	H: 0 LOB: 0 BB: 0 P: 3	R: 1 E: 0 K: 2 S: 7	H: 2 LOB: 1 BB: 0 P: 7	R: 0 E: 0 K: 2 S: 7	H: 0 LOB: 0 BB: 0 P: 7	R: 1 E: 0 K: 1 S: 7	H: 1 LOB: 1 BB: 1 P: 12		R: 0 E: 0 K: 0 S: 3	H: 0 LOB: 0 BB: 0 P: 3	1B: 4 2B: 1 3B: 0 HR: 3	SF: 0 SAC: 0 DP: 0 HBP: 0	WP: 0 PB: 0 CS: 0 SB: 0	PA: 38				
PITCHER	IP	WLS	BF	H	R	ER	SO	BB	IBB	HBP	BLK	WP	HR	S	P	ERA	WHIP										
45 Erik Bedard, L (1,1) ERA: 5.03	5.0		22	5	4	4	2	2	0	0	0	0	2	26	34	7.20	1.400										
Joel Hanrahan, R (6,1) ERA: 3.39	1.0		5	2	1	1	1	0	0	0	0	0	0	7	7	9.00	2.000										
63 Chris Leroux, R (7,1) ERA: 8.68	1.0	H	3	0	0	0	2	0	0	0	0	0	0	7	7	0.00	0.000										
Kris Harvey, R (8,1) ERA: 9.0	1.0	B	5	1	1	1	1	1	0	0	0	0	1	7	12	9.00	2.000										
Jumbo Diaz, R (9,1) ERA:	1.0		3	0	0	0	0	0	0	0	0	0	0	3	3	0.00	0.000										

Batter	1	2	3	4	5	6	7	8	9	AB	R	H	RBI	BB	SO	LOB	BOTTOM										
7 Alex Presley, L (1,7) OBP: 0.397, SLG: 0.491 Andy Vasquez, L (7,7) OBP: 0.333, SLG: 0.333	F8		HR	F7		G3		FC4		4	1	1	1	0	0	1	Baltimore Orioles @ Pittsburgh Pirates McKechnie Field, Bradenton, FL Sat Mar 31 2012, 1:07 PM - 4:56 PM EDT Att: 3,720 - Cloudy - 82 F										
2 Nate McLouth, L (1,9) OBP: 0.482, SLG: 0.512 63 Chris Leroux, L (7,1) Kris Harvey, R (8,1) Jumbo Diaz, R (9,1) Jin-De Jhang, L (9,PH)	K		22 FC6-4	K		P6			28 SH	3	0	0	0	1	2												
22 Andrew McCutchen, R (1,8) OBP: 0.471, SLG: 0.592 28 Dan Grovatt, L (7,8) OBP: 0.500, SLG: 0.333			FC6-4		G6-3		K		SH	3	0	1	0	0	1												
18 Neil Walker, S (1,4) OBP: 0.269, SLG: 0.327 Ashley Ponce, R (7,4)			F7				P5		G5-4-3	3	1	1	0	0	1												
14 Casey McGehee, R (1,5) OBP: 0.379, SLG: 0.500		G4-3		46 HR						4	1	2	1	1	1												
46 Garrett Jones, L (1,3) OBP: 0.286, SLG: 0.509		G3-1					G3-1			4	1	1	2	0	1												
26 Rod Barajas, R (1,2) OBP: 0.295, SLG: 0.455 7 Kris Watts, L (8,2)				12 1B 45 SH2-3			F7		G4-3	3	1	2	0	0	1												
12 Clint Barmes, R (1,6) OBP: 0.302, SLG: 0.346 Bengie González, S (7,6)										3	1	1	0	0	1												
45 Erik Bedard, L (1,1) Joel Hanrahan, R (6,1) 10 Adalberto Santos, R (6,PH) OBP: 0.750, SLG: 1.000										1	0	0	1	0	0												
Inning Stats	R: 0 E: 0 K: 2 S: 8	H: 1 LOB: 1 BB: 0 P: 9	R: 0 E: 0 K: 1 S: 6	H: 1 LOB: 1 BB: 0 P: 6	R: 1 E: 0 K: 0 S: 5	H: 1 LOB: 1 BB: 1 P: 10	R: 4 E: 1 K: 1 S: 9	H: 3 LOB: 0 BB: 1 P: 13	R: 1 E: 0 K: 1 S: 7	H: 2 LOB: 1 BB: 0 P: 7	R: 0 E: 0 K: 0 S: 3	H: 0 LOB: 1 BB: 1 P: 8	R: 0 E: 0 K: 1 S: 6	H: 1 LOB: 1 BB: 0 P: 6	R: 0 E: 1 K: 1 S: 5	H: 0 LOB: 1 BB: 1 P: 9		R: 0 E: 1 K: 1 S: 5	H: 0 LOB: 1 BB: 1 P: 9	1B: 4 2B: 3 3B: 0 HR: 2	SF: 0 SAC: 2 DP: 1 HBP: 0	WP: 0 PB: 0 CS: 0 SB: 2	PA: 41				
PITCHER	IP	WLS	BF	H	R	ER	SO	BB	IBB	HBP	BLK	WP	HR	S	P	ERA	WHIP										
34 Jake Arrieta, R (1,1) ERA: 6.14	5.0		25	8	6	5	5	2	0	0	0	0	2	35	45	9.00	2.000										
63 Kevin Gregg, R (6,1) ERA: 4.5	1.0		4	0	0	0	0	1	0	0	0	0	0	3	8	0.00	1.000										
56 Darren O'Day, R (7,1) ERA: 1.5	1.0		4	1	0	0	1	0	0	0	0	0	0	6	6	0.00	1.000										
43 Jim Johnson, R (8,1) ERA: 6.75	1.0		4	0	0	0	1	1	0	0	0	0	0	5	9	0.00	1.000										
47 Pedro Strop, R (9,1) ERA: 1.93	1.0		4	0	0	0	1	1	0	0	0	0	0	5	9	0.00	1.000										



Batter	1	2	3	4	5	6	7	8	9	AB	R	H	RBI	BB	SO	LOB	TOP										
31 Jose Tabata, R OBP: 0.311, SLG: 0.339										4	0	2	0	0	1	2											
5 Josh Harrison, R OBP: 0.417, SLG: 0.571										3	0	1	1	0	1	1											
36 Yamaico Navarro, R OBP: 0.386, SLG: 0.442										4	0	1	0	0	1	2											
65 Matt Hague, R OBP: 0.373, SLG: 0.745										4	1	1	1	0	0	1											
24 Pedro Alvarez, L OBP: 0.188, SLG: 0.304										4	0	1	0	0	1	0											
17 Miles Durham, R OBP: 0.333, SLG: 0.333 Junior Sosa, L										3	0	1	0	0	0	0											
73 Robbie Grossman, S OBP: 0.188, SLG: 0.133										4	0	1	0	0	1	2											
55 Michael McKenry, R OBP: 0.273, SLG: 0.323										3	1	2	1	0	1	1											
29 Kevin Correia, R OBP: 0.226, SLG: 0.390 66 Matt McSwain, R 25 Daniel McCutchen, R 41 Anthony Norman, L 38 Tim Wood, R 74 Ramon Cabrera, S 77 Juan Cruz, R 24 Ryan Beckman, R										0	0	0	0	0	0	0											
Inning Stats	R: 0 E: 0 K: 1 S: 5	H: 2 LOB: 0 BB: 0 P: 5	R: 0 E: 0 K: 0 S: 3	H: 0 LOB: 0 BB: 0 P: 3	R: 0 E: 0 K: 1 S: 6	H: 1 LOB: 1 BB: 0 P: 6	R: 0 E: 0 K: 1 S: 5	H: 1 LOB: 0 BB: 0 P: 5	R: 0 E: 0 K: 2 S: 8	H: 1 LOB: 1 BB: 0 P: 8	R: 1 E: 0 K: 1 S: 6	H: 1 LOB: 1 BB: 0 P: 6	R: 0 E: 0 K: 0 S: 4	H: 1 LOB: 1 BB: 0 P: 4	R: 1 E: 0 K: 0 S: 6	H: 2 LOB: 1 BB: 0 P: 7	R: 1 E: 0 K: 0 S: 5	H: 2 LOB: 0 BB: 0 P: 5	1B: 8 2B: 1 3B: 1 HR: 2	SF: 1 SAC: 1 DP: 2 HBP: 0	WP: 0 PB: 0 SB: 0 CS: 1	PA: 35					
PITCHER	IP	WLS	BF	H	R	ER	SO	BB	IBB	HBP	BLK	WP	HR	S	P	ERA	WHIP										
51 Anthony Swarzak, R ERA: 2.93	6.0	W	21	6	1	1	6	0	0	0	0	0	0	33	33	1.50	1.000										
15 Glen Perkins, L ERA: 4.5	7.1		4	1	0	0	0	0	0	0	0	0	0	4	4	0.00	1.000										
55 Matt Capps, R ERA: 4.5	8.1		5	2	1	1	0	0	0	0	1	0	1	6	7	9.00	2.000										
96 Caleb Thielbar, L ERA: 9.0	9.1		4	2	1	1	0	0	0	0	0	0	1	5	5	9.00	2.000										

Pittsburgh Pirates @ Minnesota Twins
Hammond Stadium, Fort Myers, FL
Sat Mar 31 2012, 1:07 PM - 3:50 PM EDT
Att: 5,046 - Partly Cloudy - 84 F

AB	32
R	3
H	11
RBI	3
BB	0
SO	6
LOB	10



Batter	1	2	3	4	5	6	7	8	9	AB	R	H	RBI	BB	SO	LOB	BOTTOM										
2 Denard Span, L OBP: 0.403, SLG: 0.389										5	3	4	1	0	0	0											
11 Ben Revere, L OBP: 0.381, SLG: 0.397										0	0	0	0	0	0	0											
24 Trevor Plouffe, R OBP: 0.350, SLG: 0.351										5	1	3	2	0	0	1											
7 Joe Mauer, L OBP: 0.415, SLG: 0.415										4	0	1	4	0	0	3											
5 J.R. Towles, R OBP: 0.346, SLG: 0.565										1	0	0	0	0	0	0											
33 Justin Morneau, L OBP: 0.295, SLG: 0.474										4	1	2	1	0	0	2											
37 Sean Burroughs, L OBP: 0.444, SLG: 0.395										4	1	1	0	0	0	3											
16 Josh Willingham, R OBP: 0.377, SLG: 0.419										1	0	0	0	0	0	1											
26 Brian Dinkelman, L OBP: 0.378, SLG: 0.537										4	1	1	0	0	0	3											
18 Ryan Doumit, S OBP: 0.431, SLG: 0.525										5	2	2	1	0	0	1											
22 Danny Valencia, R OBP: 0.290, SLG: 0.453										5	2	2	1	0	0	0											
27 Chris Parmelee, L OBP: 0.382, SLG: 0.559										4	2	1	1	1	0	3											
77 Brian Dozier, R OBP: 0.333, SLG: 0.511										5	3	3	4	0	0	1											
Inning Stats	R: 6 E: 0 K: 0 S: 3	H: 8 LOB: 2 BB: 0 P: 11	R: 4 E: 0 K: 0 S: 8	H: 5 LOB: 1 BB: 0 P: 8	R: 0 E: 0 K: 0 S: 3	H: 0 LOB: 0 BB: 0 P: 3	R: 3 E: 0 K: 0 S: 6	H: 3 LOB: 1 BB: 1 P: 10	R: 2 E: 0 K: 0 S: 6	H: 3 LOB: 1 BB: 0 P: 7	R: 0 E: 0 K: 0 S: 4	H: 1 LOB: 1 BB: 0 P: 4	R: 0 E: 0 K: 0 S: 3	H: 0 LOB: 0 BB: 0 P: 3	1B: 13 2B: 5 3B: 0 HR: 2	SF: 0 SAC: 0 DP: 0 HBP: 0	WP: 0 PB: 0 SB: 0 CS: 0	PA: 45									
PITCHER	IP	WLS	BF	H	R	ER	SO	BB	IBB	HBP	BLK	WP	HR	S	P	ERA	WHIP										
29 Kevin Correia, R ERA: 7.71	2.1	L	19	12	10	10	0	0	0	0	0	0	0	6	10	27.00	4.000										
66 Matt McSwain, R ERA: 0.625	1.2		6	1	0	0	0	0	0	0	0	0	0	6	10	0.00	0.600										
25 Daniel McCutchen, R ERA: 0.625	1.0		7	3	3	3	0	1	0	0	0	0	0	6	10	9.00	2.000										
38 Tim Wood, R ERA: 4.76	2.0		10	4	2	2	0	0	0	0	0	0	1	10	11	9.00	2.000										
77 Juan Cruz, R ERA: 1.93	0.1		1	0	0	0	0	0	0	0	0	0	0	1	1	0.00	0.000										

Pittsburgh Pirates @ Minnesota Twins
Hammond Stadium, Fort Myers, FL
Sat Mar 31 2012, 1:07 PM - 3:50 PM EDT
Att: 5,046 - Partly Cloudy - 84 F

AB	44
R	15
H	20
RBI	15
BB	1
SO	0
LOB	15



Batter	1	2	3	4	5	6	7	8	9	AB	R	H	RBI	BB	SO	LOB	TOP					
7 Alex Presley, L (1,7) OBP: 0.385, SLG: 0.475	G3-1		F8							2	0	0	0	0	0	0	Pittsburgh Pirates @ Toronto Blue Jays Florida Auto Exchange Stadium, Dunedin, FL Sun Apr 01 2012, 1:10 PM - 3:28 PM EDT Att: 2,652 - Cloudy - 80 F livebaseballscorecards.com					
2 Nate McLouth, L (5,7) OBP: 0.481, SLG: 0.600						1B		HR		2	1	2	2	0	0							
31 Jose Tabata, R (1,9) OBP: 0.328, SLG: 0.355										3	0	2	0	0	0	1						
5 Josh Harrison, R (7,4) OBP: 0.408, SLG: 0.558	1B							F8		1	0	0	0	0	0	1						
22 Andrew McCutchen, R (1,8) OBP: 0.390, SLG: 0.533										3	0	0	0	0	1	3						
73 Robbie Grossman, S (7,8) OBP: 0.176, SLG: 0.125	K									1	0	0	0	0	0	0						
18 Neil Walker, S (1,4) OBP: 0.255, SLG: 0.309										3	0	0	0	0	0	2						
Andrew Lambo, L (7,9)	F7									1	0	0	0	0	0	0						
46 Garrett Jones, L (1,3) OBP: 0.271, SLG: 0.482										3	0	0	0	0	1	1						
57 Kris Johnson, L (7,1)	L3									0	0	0	0	0	0	0						
65 Matt Hague, R (9,PH) OBP: 0.385, SLG: 0.808										1	1	1	1	0	0	0						
36 Kyle Cofield, R (9,1)										0	0	0	0	0	0	0						
24 Pedro Alvarez, L (1,5) OBP: 0.192, SLG: 0.300										4	0	1	0	0	1	0						
12 Clint Barmes, R (1,6) OBP: 0.373, SLG: 0.426										2	0	1	0	0	0	0						
36 Yamaico Navarro, R (7,6)	P3									2	0	0	0	0	0	1						
55 Michael McKenry, R (1,2) OBP: 0.278, SLG: 0.324										3	0	1	0	0	0	1						
70 Brock Holt, L (8,FR)										0	1	0	0	0	0	0						
68 Eric Fryer, R (8,2) OBP: 0.407, SLG: 0.435										0	0	0	0	0	0	0						
27 Jeff Karstens, R (1,1)										1	0	0	0	0	1	0						
57 Daniel Moskos, R (5,1)										0	0	0	0	0	0	0						
75 Jeremy Farrell, R (6,PH) OBP: 0.500, SLG: 0.333										1	0	0	0	0	0	0						
56 Tim Alderson, R (6,1)										0	0	0	0	0	0	0						
14 Casey McGehee, R (7,3) OBP: 0.373, SLG: 0.491										1	0	0	0	0	0	1						
Inning Stats	R: 0 E: 0 K: 1 S: 6	H: 1 LOB: 1 BB: 0 P: 7	R: 0 E: 0 K: 1 S: 5	H: 0 LOB: 0 BB: 0 P: 5	R: 0 E: 0 K: 1 S: 5	H: 0 LOB: 0 BB: 0 P: 5	R: 0 E: 1 K: 1 S: 6	H: 1 LOB: 1 BB: 0 P: 6	R: 0 E: 0 K: 0 S: 3	H: 1 LOB: 0 BB: 0 P: 4	R: 0 E: 0 K: 0 S: 4	H: 1 LOB: 1 BB: 0 P: 4	R: 0 E: 0 K: 0 S: 3	H: 0 LOB: 0 BB: 0 P: 3	R: 2 E: 0 K: 0 S: 6	H: 2 LOB: 1 BB: 0 P: 6	R: 1 E: 0 K: 0 S: 5	H: 2 LOB: 1 BB: 0 P: 5	1B: 6 2B: 0 3B: 0 HR: 2	SF: 0 SAC: 0 DP: 0 HBP: 0	WP: 0 PB: 0 SB: 0 CS: 1	PA: 34
PITCHER	IP: 4.0 WLS: 1 BF: 14 H: 2 R: 0 ER: 0 SO: 4 BB: 0 IBB: 0 HBP: 0 BLK: 0 WP: 0 HR: 0 S: 22 P: 23 ERA: 0.00 WHIP: 0.500	IP: 1.0 WLS: 0 BF: 3 H: 1 R: 0 ER: 0 SO: 0 BB: 0 IBB: 0 HBP: 0 BLK: 0 WP: 0 HR: 0 S: 4 P: 4 ERA: 0.00 WHIP: 1.000	IP: 1.0 WLS: 0 BF: 3 H: 0 R: 0 ER: 0 SO: 0 BB: 0 IBB: 0 HBP: 0 BLK: 0 WP: 0 HR: 0 S: 3 P: 3 ERA: 0.00 WHIP: 0.000	IP: 1.0 WLS: 0 BF: 5 H: 2 R: 2 ER: 2 SO: 0 BB: 2 IBB: 0 HBP: 0 BLK: 0 WP: 1 HR: 6 S: 6 P: 6 ERA: 18.00 WHIP: 2.000	PITCHER	IP: 1.0 WLS: 0 BF: 5 H: 2 R: 1 ER: 1 SO: 0 BB: 0 IBB: 0 HBP: 0 BLK: 0 WP: 0 HR: 1 S: 5 P: 5 ERA: 9.00 WHIP: 2.000																

Batter	1	2	3	4	5	6	7	8	9	AB	R	H	RBI	BB	SO	LOB	BOTTOM					
5 Yunel Escobar, R (1,6) OBP: 0.306, SLG: 0.304	G6-3									4	0	0	0	0	0	1	Pittsburgh Pirates @ Toronto Blue Jays Florida Auto Exchange Stadium, Dunedin, FL Sun Apr 01 2012, 1:10 PM - 3:28 PM EDT Att: 2,652 - Cloudy - 80 F livebaseballscorecards.com					
31 Ruben Gotay, S (9,4) OBP: 0.200, SLG: 0.200										0	0	0	0	0	0	0						
2 Kelly Johnson, L (1,4) OBP: 0.387, SLG: 0.444										4	1	2	0	0	1	0						
Kellen Sweeney, L (8,FR) OBP: 0.250, SLG: 0.250	G3									0	0	0	0	0	0	0						
19 Jose Bautista, R (1,9) OBP: 0.345, SLG: 0.635										4	0	1	0	0	0	2						
75 Danny Peralta, L (9,9)										0	0	0	0	0	0	0						
10 Edwin Encarnación, R (1,10) OBP: 0.359, SLG: 0.610										3	0	2	1	0	1	1						
36 Ricardo Nantia, L (8,PH) OBP: 0.267, SLG: 0.286	K									1	0	0	0	0	0	1						
26 Adam Lind, L (1,3) OBP: 0.409, SLG: 0.595										1	0	0	0	1	0	0						
68 Yan Gomes, R (4,FR) OBP: 0.333, SLG: 0.590	F8									2	0	0	0	0	1	1						
13 Brett Lawrie, R (1,5) OBP: 0.550, SLG: 0.821										3	0	1	0	0	0	1						
1 Luis Valbuena, L (8,5) OBP: 0.209, SLG: 0.375										1	0	0	0	0	0	0						
14 Eric Thames, L (1,7) OBP: 0.394, SLG: 0.533										4	0	2	0	0	1	1						
9 J.P. Arencibia, R (1,2) OBP: 0.250, SLG: 0.529										2	0	1	0	0	0	0						
6 Jeff Mathis, R (6,2) OBP: 0.256, SLG: 0.184										2	0	0	0	0	1	2						
2B Colby Rasmus, L (1,8) OBP: 0.254, SLG: 0.212										3	0	0	0	0	1	2						
11 Rajai Davis, R (8,8) OBP: 0.362, SLG: 0.286										0	0	0	0	0	0	0						
Inning Stats	R: 0 E: 0 K: 1 S: 6	H: 1 LOB: 1 BB: 0 P: 6	R: 0 E: 0 K: 0 S: 3	H: 1 LOB: 0 BB: 0 P: 3	R: 0 E: 0 K: 0 S: 3	H: 0 LOB: 0 BB: 0 P: 3	R: 1 E: 0 K: 0 S: 4	H: 2 LOB: 1 BB: 1 P: 8	R: 0 E: 0 K: 2 S: 8	H: 1 LOB: 1 BB: 0 P: 8	R: 0 E: 0 K: 1 S: 6	H: 1 LOB: 1 BB: 0 P: 6	R: 0 E: 0 K: 0 S: 4	H: 1 LOB: 1 BB: 0 P: 4	R: 0 E: 0 K: 0 S: 4	H: 1 LOB: 1 BB: 0 P: 4	R: 0 E: 0 K: 0 S: 4	H: 1 LOB: 1 BB: 0 P: 4	1B: 6 2B: 3 3B: 0 HR: 0	SF: 0 SAC: 0 DP: 1 HBP: 0	WP: 0 PB: 0 SB: 0 CS: 1	PA: 35
PITCHER	IP: 4.0 WLS: 1 BF: 15 H: 4 R: 1 ER: 1 SO: 1 BB: 1 IBB: 0 HBP: 0 BLK: 0 WP: 0 HR: 8 S: 16 P: 20 ERA: 2.25 WHIP: 1.250	IP: 1.0 WLS: 0 BF: 4 H: 1 R: 0 ER: 0 SO: 2 BB: 0 IBB: 0 HBP: 0 BLK: 0 WP: 0 HR: 8 S: 8 P: 8 ERA: 0.00 WHIP: 1.000	IP: 1.0 WLS: 0 BF: 4 H: 1 R: 0 ER: 0 SO: 2 BB: 0 IBB: 0 HBP: 0 BLK: 0 WP: 0 HR: 8 S: 8 P: 8 ERA: 0.00 WHIP: 1.000	IP: 2.0 WLS: 0 BF: 8 H: 2 R: 0 ER: 0 SO: 1 BB: 0 IBB: 0 HBP: 0 BLK: 0 WP: 0 HR: 10 S: 10 P: 10 ERA: 0.00 WHIP: 1.000	IP: 1.0 WLS: 0 BF: 4 H: 1 R: 0 ER: 0 SO: 4 BB: 0 IBB: 0 HBP: 0 BLK: 0 WP: 0 HR: 4 S: 4 P: 4 ERA: 0.00 WHIP: 1.000	PITCHER	IP: 1.0 WLS: 0 BF: 5 H: 2 R: 1 ER: 1 SO: 0 BB: 0 IBB: 0 HBP: 0 BLK: 0 WP: 0 HR: 1 S: 5 P: 5 ERA: 9.00 WHIP: 2.000															



Batter	1	2	3	4	5	6	7	8	9	AB	R	H	RBI	BB	SO	LOB	TOP										
7 Alex Presley, L (1, 7) OBP: 0.368, SLG: 0.452 14 Casey McGehee, R (8, PH) OBP: 0.383, SLG: 0.500 73 Robbie Grossman, R (8, PR) OBP: 0.176, SLG: 0.125										3	0	0	0	0	0	0	Pittsburgh Pirates @ Philadelphia Phillies Citizens Bank Park, Philadelphia, PA Mon Apr 02 2012, 7:07 PM - 9:26 PM EDT Att. 40,589 - Clear - 59 F										
31 Jose Tabata, R (1, 9) OBP: 0.324, SLG: 0.348										4	1	1	0	0	0	1											
22 Andrew McCutchen, R (1, 8) OBP: 0.391, SLG: 0.589										4	1	1	1	0	1	1											
18 Neil Walker, S (1, 4) OBP: 0.254, SLG: 0.305										4	1	1	1	0	1	0											
46 Garrett Jones, L (1, 3) OBP: 0.270, SLG: 0.483										4	0	1	1	0	0	0											
26 Rod Barajas, R (1, 2) OBP: 0.288, SLG: 0.447										3	0	1	0	0	0	1											
24 Pedro Alvarez, L (1, 5) OBP: 0.182, SLG: 0.283										3	0	0	0	0	0	1											
12 Clint Barmes, R (1, 6) OBP: 0.293, SLG: 0.333 24 Ryan Beckman, R (7, 1)										3	0	0	0	0	0	1											
44 Tony Watson, L 47 Evan Meek, R Matt Dury, L 77 Juan Cruz, R Joel Hanrahan, R 24 Jason Grilli, R 39 Jason Grilli, R 30 Chris Resop, R 26 Francisco Rodriguez, R										0	0	0	0	0	0	0											
Inning Stats	R: 0 E: 0 K: 0 S: 9	H: 0 LOB: 0 BB: 0 P: 14	R: 0 E: 0 K: 1 S: 8	H: 0 LOB: 0 BB: 0 P: 13	R: 0 E: 0 K: 1 S: 9	H: 0 LOB: 0 BB: 0 P: 10	R: 2 E: 1 K: 1 S: 15	H: 3 LOB: 1 BB: 0 P: 21	R: 0 E: 0 K: 1 S: 10	H: 0 LOB: 0 BB: 0 P: 10	R: 1 E: 0 K: 0 S: 10	H: 1 LOB: 0 BB: 0 P: 18	R: 0 E: 0 K: 0 S: 15	H: 1 LOB: 1 BB: 0 P: 19	R: 0 E: 0 K: 0 S: 7	H: 1 LOB: 1 BB: 0 P: 10		R: 0 E: 0 K: 0 S: 6	H: 0 LOB: 0 BB: 0 P: 9	1B: 4 2B: 1 3B: 0 HR: 1	SF: 0 SAC: 0 DP: 1 HBP: 0	WP: 0 PB: 0 SB: 1 CS: 0	PA: 32				
PITCHER	IP	WLS	BF	H	R	ER	SO	BB	IBB	HBP	BLK	WP	HR	S	P	ERA	WHIP										
56 Joe Blanton, R (1, 1) ERA: 4.38	4.2		17	3	2	2	3	0	0	0	0	0	0	45	63	3.86	0.643										
37 Antonio Bastardo, L (5, 1) ERA: 3.38	0.1	H	1	0	0	0	1	0	0	0	0	0	0	4	5	0.00	0.000										
60 Pat Misch, L (6, 1) ERA: 2.57	3.0	W	11	3	1	1	0	0	0	0	0	0	1	32	47	3.00	1.000										
Kyle Kendrick, R (9, 1) ERA: 1.54	1.0	S	3	0	0	0	0	0	0	0	0	0	0	6	9	0.00	0.000										

Batter	1	2	3	4	5	6	7	8	9	AB	R	H	RBI	BB	SO	LOB	BOTTOM										
10 Juan Pierre, L (1, 7) OBP: 0.431, SLG: 0.424 60 Pat Misch, R (6, 1) Kyle Kendrick, R (9, 1)										2	2	1	0	0	0	1	Pittsburgh Pirates @ Philadelphia Phillies Citizens Bank Park, Philadelphia, PA Mon Apr 02 2012, 7:07 PM - 9:26 PM EDT Att. 40,589 - Clear - 59 F										
27 Placido Polanco, R (1, 5) OBP: 0.488, SLG: 0.513 29 Hector Luna, R (7, 5)										3	0	1	0	0	0	2											
11 Jimmy Rollins, S (1, 6) OBP: 0.338, SLG: 0.367 4 Pete Orr, L (7, 4)										2	0	1	2	0	0	1											
3 Hunter Pence, R (1, 9) OBP: 0.294, SLG: 0.415 19 Laynce Nix, L (7, 7)										3	0	0	0	0	2	1											
8 Shane Victorino, S (1, 8) OBP: 0.500, SLG: 0.486 22 Scott Podsednik, L (7, 9)										3	1	1	0	0	0	1											
24 Ty Wigington, R (1, 3) OBP: 0.284, SLG: 0.250										3	1	1	1	0	0	0											
51 Carlos Ruiz, R (1, 2) OBP: 0.500, SLG: 0.761 23 Brian Schneider, L (6, 2)										2	0	0	0	0	0	0											
13 Freddy Galvis, S (1, 4) OBP: 0.287, SLG: 0.457										3	0	2	1	0	0	0											
56 Joe Blanton, R (1, 1) 37 Antonio Bastardo, R (5, 1) 25 Jim Thome, L (5, PH) OBP: 0.372, SLG: 0.361 15 John Mayberry Jr., R (6, 7)										1	0	0	0	0	0	0											
Inning Stats	R: 1 E: 0 K: 0 S: 12	H: 1 LOB: 0 BB: 0 P: 19	R: 1 E: 0 K: 0 S: 6	H: 1 LOB: 0 BB: 0 P: 10	R: 1 E: 0 K: 0 S: 7	H: 1 LOB: 1 BB: 0 P: 14	R: 0 E: 0 K: 1 S: 8	H: 0 LOB: 0 BB: 0 P: 13	R: 0 E: 0 K: 1 S: 7	H: 1 LOB: 1 BB: 0 P: 10	R: 0 E: 0 K: 1 S: 8	H: 1 LOB: 1 BB: 0 P: 11	R: 1 E: 0 K: 1 S: 9	H: 2 LOB: 1 BB: 0 P: 14	R: 0 E: 0 K: 1 S: 8	H: 0 LOB: 0 BB: 0 P: 12		1B: 3 2B: 2 3B: 2 HR: 0	SF: 1 SAC: 0 DP: 0 HBP: 1	WP: 0 PB: 0 SB: 1 CS: 0	PA: 31						
PITCHER	IP	WLS	BF	H	R	ER	SO	BB	IBB	HBP	BLK	WP	HR	S	P	ERA	WHIP										
44 Tony Watson, L (1, 1) ERA: 5.73	1.0		4	1	1	1	0	0	0	0	0	0	0	6	10	9.00	1.000										
77 Juan Cruz, R (3, 1) ERA: 2.61	1.0		4	1	1	1	0	0	0	1	0	0	0	7	14	9.00	1.000										
Joel Hanrahan, R (4, 1) ERA: 3.0	1.0		3	0	0	0	1	0	0	0	0	0	0	8	13	0.00	0.000										
39 Jason Grilli, R (5, 1) ERA: 2.45	1.0		4	1	0	0	1	0	0	0	0	0	0	7	10	0.00	1.000										
30 Chris Resop, R (6, 1) ERA: 3.6	1.0		4	1	0	0	1	0	0	0	0	0	0	8	11	0.00	1.000										
24 Ryan Beckman, R (7, 1) ERA: 3.35	2.0	L	8	2	1	1	2	0	0	0	0	0	0	17	26	4.50	1.000										



Batter	1	2	3	4	5	6	7	8	9	AB	R	H	RBI	BB	SO	LOB	TOP										
31 Jose Tabata, R OBP: 0.314, SLG: 0.338 73 Robbie Grossman, S OBP: 0.211, SLG: 0.222	F9		K				F9			2	0	0	0	0	1	0	Pittsburgh Pirates @ Philadelphia Phillies Citizens Bank Park, Philadelphia, PA Tue Apr 03 2012, 7:19 PM - 10:11 PM EDT Att: 43,327 - Partly Cloudy - 65 F										
36 Yamaico Navarro, R OBP: 0.365, SLG: 0.414 24 Jarek Cunningham, R OBP: 0.400, SLG: 0.400	K		G6-3					G3		3	0	1	1	0	1	0											
22 Andrew McCutchen, R OBP: 0.363, SLG: 0.603 2 Nate McLouth, L OBP: 0.464, SLG: 0.574			F7					G6-3		2	0	1	0	0	0	0											
14 Casey McGehee, R OBP: 0.365, SLG: 0.474 75 Jeremy Farrell, R OBP: 0.400, SLG: 0.250	F9							G3		3	0	0	0	0	2	1											
65 Matt Hague, R OBP: 0.292, SLG: 0.800 Matt Curry, L										3	0	2	0	0	1	0											
18 Neil Walker, S ERA: 3.31 63 Chris Lemaire, L ERA: 4.15 38 Tim Wood, R ERA: 3.31 71 Tony Zenasni, R ERA: 3.31 47 Evan Meek, R ERA: 4.63 48 Jared Hughes, R ERA: 3.27 67 Kris Johnson, L ERA: 3.27 56 Tim Lincecum, R ERA: 3.27 46 Garrett Jones, L ERA: 4.22										2	0	1	0	0	0	0											
26 Rod Barajas, R OBP: 0.292, SLG: 0.438 55 Michael McKenry, R OBP: 0.283, SLG: 0.306 68 Eric Fryer, R OBP: 0.393, SLG: 0.417										1	0	0	0	0	2	2											
12 Clint Barmes, R OBP: 0.300, SLG: 0.339 5 Josh Harrison, R OBP: 0.400, SLG: 0.545										2	1	1	0	0	1	2											
53 James McDonald, L OBP: 0.400, SLG: 0.500 7 Alex Presley, L OBP: 0.357, SLG: 0.438 Andrew Lambo, L										1	0	0	0	0	2	2											
Inning Stats	R: 0 E: 0 K: 1 S: 10	H: 1 LOB: 1 BB: 0 P: 13	R: 0 E: 0 K: 1 S: 12	H: 2 LOB: 2 BB: 0 P: 18	R: 0 E: 0 K: 1 S: 7	H: 0 LOB: 0 BB: 0 P: 11	R: 0 E: 0 K: 2 S: 10	H: 0 LOB: 0 BB: 0 P: 16	R: 2 E: 0 K: 1 S: 16	H: 3 LOB: 1 BB: 0 P: 23	R: 0 E: 0 K: 1 S: 10	H: 1 LOB: 1 BB: 0 P: 15	R: 0 E: 0 K: 0 S: 3	H: 0 LOB: 0 BB: 0 P: 7	R: 0 E: 0 K: 0 S: 7	H: 0 LOB: 0 BB: 0 P: 9		R: 0 E: 0 K: 2 S: 12	H: 0 LOB: 0 BB: 0 P: 13	1B: 5 2B: 2 3B: 0 HR: 0	SF: 0 SAC: 0 DP: 1 HBP: 0	WP: 0 PB: 0 SB: 1 CS: 0	PA: 34				
PITCHER	IP	WLS	BF	H	R	ER	SO	BB	IBB	HBP	BLK	WP	HR	S	P	ERA	WHIP										
35 Cole Hamels, L ERA: 2.93 37 Antonio Bastardo, L ERA: 4.15 57 David Herndon, R ERA: 3.31 46 Raul Valdes, L ERA: 1.32 50 Chad Qualls, R ERA: 4.22	4.0	2	15	3	0	0	5	0	0	0	0	0	0	39	58	0.00	0.750										
58 Jonathan Papelbon, R ERA: 3.86	1.0		3	0	0	0	2	0	0	0	0	0	0	12	13	0.00	0.000										

Batter	1	2	3	4	5	6	7	8	9	AB	R	H	RBI	BB	SO	LOB	BOTTOM										
8 Shane Victorino, S OBP: 0.363, SLG: 0.486 10 Juan Pierre, L OBP: 0.433, SLG: 0.426			G4-3							2	2	1	1	1	0	0	Pittsburgh Pirates @ Philadelphia Phillies Citizens Bank Park, Philadelphia, PA Tue Apr 03 2012, 7:19 PM - 10:11 PM EDT Att: 43,327 - Partly Cloudy - 65 F										
27 Placido Polanco, R OBP: 0.476, SLG: 0.571 29 Hector Luna, R OBP: 0.351, SLG: 0.528										3	1	1	3	0	0	1											
11 Jimmy Rollins, S OBP: 0.324, SLG: 0.349 13 Freddy Galvis, S OBP: 0.295, SLG: 0.476										3	0	0	0	0	0	1											
3 Hunter Pence, R OBP: 0.295, SLG: 0.424 22 Scott Podsednik, L OBP: 0.377, SLG: 0.455										1	0	1	0	0	0	0											
19 Lavnce Nix, L OBP: 0.300, SLG: 0.264										4	1	1	0	0	2	1											
15 John Mayberry Jr., R OBP: 0.256, SLG: 0.304										3	0	1	0	1	1	0											
51 Carlos Ruiz, R OBP: 0.303, SLG: 0.371 37 Antonio Bastardo, R ERA: 10.45 57 David Herndon, R ERA: 3.31 25 Jim Thomas, L OBP: 0.204, SLG: 0.355 46 Raul Valdes, L ERA: 1.32 50 Chad Qualls, R ERA: 4.22 24 Ty Wigginton, R ERA: 3.26 58 Jonathan Papelbon, R ERA: 3.27										2	0	1	0	0	0	1											
4 Pete Orr, L OBP: 0.343, SLG: 0.426										4	2	2	1	0	0	2											
35 Cole Hamels, L OBP: 0.333, SLG: 0.333 23 Brian Schneider, L OBP: 0.297, SLG: 0.371										1	0	0	0	0	1	1											
Inning Stats	R: 1 E: 0 K: 1 S: 11	H: 1 LOB: 1 BB: 1 P: 19	R: 0 E: 0 K: 2 S: 16	H: 1 LOB: 1 BB: 0 P: 23	R: 0 E: 0 K: 0 S: 7	H: 0 LOB: 0 BB: 0 P: 12	R: 0 E: 1 K: 1 S: 12	H: 0 LOB: 1 BB: 0 P: 16	R: 4 E: 1 K: 0 S: 17	H: 3 LOB: 0 BB: 1 P: 27	R: 0 E: 0 K: 0 S: 9	H: 1 LOB: 1 BB: 0 P: 18	R: 0 E: 0 K: 0 S: 7	H: 1 LOB: 1 BB: 0 P: 11	R: 2 E: 0 K: 1 S: 18	H: 4 LOB: 2 BB: 1 P: 30		1B: 4 2B: 6 3B: 0 HR: 1	SF: 0 SAC: 0 DP: 1 HBP: 0	WP: 1 PB: 0 SB: 2 CS: 0	PA: 38						
PITCHER	IP	WLS	BF	H	R	ER	SO	BB	IBB	HBP	BLK	WP	HR	S	P	ERA	WHIP										
53 James McDonald, R ERA: 8.31 63 Chris Leroux, R ERA: 10.45 38 Tim Wood, R ERA: 5.4 47 Evan Meek, R ERA: 4.63 48 Jared Hughes, R ERA: 3.27	3.0		12	2	1	1	3	1	0	0	0	0	0	18	29	3.00	1.000										
57 Kris Johnson, L ERA: 3.86 56 Tim Alderson, R ERA:	0.2		4	2	2	2	0	0	0	0	0	0	0	8	10	0.00	6.000										



Batter	1	2	3	4	5	6	7	8	9	AB	R	H	RBI	BB	SO	LOB	TOP					
8 Shane Victorino, S (1,8)										3	0	0	0	1	2	1						
27 Placido Polanco, R (1,5)										3	0	0	0	1	0	1						
11 Jimmy Rollins, S (1,6)										4	0	1	0	0	0	3						
3 Hunter Pence, R (1,9)										4	0	0	0	0	1	3						
24 Ty Wigginton, R (1,3)										4	1	1	0	0	0	0						
15 John Mayberry Jr., R (1,7)										4	0	2	0	0	2	0						
51 Carlos Ruiz, R (1,2)										3	0	3	1	0	0	0						
13 Freddy Galvis, S (1,4)										4	0	0	0	0	1	5						
34 Roy Halladay, R (1,1)										3	0	1	0	0	2	0						
58 Jonathan Papelbon, R (9,1)										0	0	0	0	0	0	0						
Inning Stats	R: 0 H: 1 E: 0 K: 0 S: 8	H: 1 LOB: 1 BB: 0 P: 10	R: 0 H: 2 E: 0 K: 0 S: 7	H: 1 LOB: 1 BB: 0 P: 12	R: 0 H: 0 E: 0 K: 2 S: 10	H: 0 LOB: 0 BB: 0 P: 14	R: 0 H: 0 E: 0 K: 1 S: 9	H: 0 LOB: 0 BB: 0 P: 12	R: 0 H: 1 E: 0 K: 1 S: 7	H: 2 LOB: 1 BB: 0 P: 8	R: 0 H: 0 E: 0 K: 1 S: 8	H: 0 LOB: 0 BB: 1 P: 13	R: 1 H: 2 E: 0 K: 0 S: 9	H: 2 LOB: 1 BB: 0 P: 12	R: 0 H: 1 E: 0 K: 2 S: 10	H: 1 LOB: 2 BB: 1 P: 18	R: 0 H: 1 E: 0 K: 2 S: 11	H: 1 LOB: 0 BB: 0 P: 17	1B: 7 2B: 1 3B: 0 HR: 0	SF: 1 SAC: 0 DP: 2 HBP: 0	WP: 0 PB: 0 SB: 1 CS: 0	PA: 35
PITCHER	IP WLS BF H R ER SO BB IBB HBP BLK WP HR S P ERA WHIP																					
45 Erik Bedard, L (1,1)	7.0 L 26 6 1 1 4 1 0 0 0 0 0 58 81 1.29 1.000																					
30 Chrs Resop, R (8,1)	1.0 5 1 0 0 2 1 0 0 0 0 0 10 18 0.00 2.000																					
37 Juan Cruz, R (9,1)	1.0 4 1 0 0 2 0 0 0 0 0 0 11 17 0.00 1.000																					

Philadelphia Phillies @ Pittsburgh Pirates
PNC Park, Pittsburgh, PA
Thu Apr 05 2012, 1:39 PM - 3:52 PM EDT
Att: 39,585 - Partly Cloudy - 52 F

AB 32
R 1
H 8
RBI 1
BB 2
SO 8
LOB 13



Batter	1	2	3	4	5	6	7	8	9	AB	R	H	RBI	BB	SO	LOB	BOTTOM					
7 Alex Presley, L (1,7)										4	0	1	0	0	1	0						
31 Jose Tabata, R (1,9)										4	0	1	0	0	0	0						
22 Andrew McCutchen, R (1,8)										3	0	0	0	0	1	2						
18 Neil Walker, S (1,4)										3	0	0	0	0	0	2						
46 Garrett Jones, L (1,3)										3	0	0	0	0	0	1						
26 Rod Barajas, R (1,2)										3	0	0	0	0	1	0						
24 Pedro Alvarez, L (1,5)										3	0	0	0	0	1	0						
12 Clint Barmes, R (1,6)										2	0	0	0	0	0	0						
45 Erik Bedard, L (1,1)										2	0	0	0	0	1	0						
30 Chris Resop, R (8,1)										0	0	0	0	0	0	0						
2 Nate McLouth, L (8,PH)										1	0	0	0	0	1	1						
37 Juan Cruz, R (9,1)										0	0	0	0	0	0	0						
Inning Stats	R: 0 H: 2 E: 0 K: 0 S: 6	H: 0 LOB: 0 BB: 0 P: 10	R: 0 H: 0 E: 0 K: 0 S: 10	H: 0 LOB: 0 BB: 0 P: 14	R: 0 H: 0 E: 0 K: 1 S: 8	H: 0 LOB: 0 BB: 0 P: 12	R: 0 H: 0 E: 0 K: 0 S: 10	H: 0 LOB: 0 BB: 0 P: 15	R: 0 H: 0 E: 0 K: 2 S: 7	H: 0 LOB: 0 BB: 0 P: 11	R: 0 H: 0 E: 0 K: 0 S: 6	H: 0 LOB: 0 BB: 0 P: 6	R: 0 H: 0 E: 0 K: 1 S: 9	H: 0 LOB: 0 BB: 0 P: 11	R: 0 H: 0 E: 0 K: 1 S: 9	H: 0 LOB: 0 BB: 0 P: 13	R: 0 H: 0 E: 0 K: 1 S: 9	H: 0 LOB: 0 BB: 0 P: 10	1B: 2 2B: 0 3B: 0 HR: 0	SF: 0 SAC: 0 DP: 1 HBP: 2	WP: 0 PB: 0 SB: 0 CS: 0	PA: 30
PITCHER	IP WLS BF H R ER SO BB IBB HBP BLK WP HR S P ERA WHIP																					
34 Roy Halladay, R (1,1)	8.0 W 27 2 0 0 5 0 0 2 0 0 0 65 92 0.00 0.250																					
58 Jonathan Papelbon, R (9,1)	1.0 S 3 0 0 0 1 0 0 0 0 0 0 9 10 0.00 0.000																					

Philadelphia Phillies @ Pittsburgh Pirates
PNC Park, Pittsburgh, PA
Thu Apr 05 2012, 1:39 PM - 3:52 PM EDT
Att: 39,585 - Partly Cloudy - 52 F

AB 28
R 0
H 2
RBI 0
BB 0
SO 6
LOB 6



Batter	1	2	3	4	5	6	7	8	9	AB	R	H	RBI	BB	SO	LOB	TOP										
10 Juan Pierre, L OBP: 0.400, SLG: 0.400 40 Michael Stutes, R Kyle Kendrick, R 37 Antonio Bastardo, R 51 Carlos Ruiz, R OBP: 0.655, SLG: 0.667 8 Shane Victorino, S OBP: 0.417, SLG: 0.300	G3-1 1B		G4-3 F7			E5 SH2-4 1B	11 S 8 BB 1B			4	0	2	2	0	0	0	Philadelphia Phillies @ Pittsburgh Pirates PNC Park, Pittsburgh, PA Sun Apr 08 2012, 1:36 PM - 4:36 PM EDT Att: 19,856 - Cloudy - 58 F										
11 Jimmy Rollins, S OBP: 0.167, SLG: 0.167	G3			G4-3		K2-3	K			4	0	0	0	0	2	4											
3 Hunter Pence, R OBP: 0.385, SLG: 0.636				HR		IBB		K		3	1	2	2	1	1	0											
25 Jim Thome, L 27 Placido Polanco, R OBP: 0.300, SLG: 0.222	F7			G4-3		K		L7		3	0	0	0	0	1	3											
24 Ty Wigginton, R OBP: 0.222, SLG: 0.125		F9		G5-3				F8		3	1	0	0	1	0	0											
13 Freddy Galvis, S						G3-1	SH 10 BB	G6-3		2	1	0	0	1	0	0											
23 Brian Schneider, L 57 David Herndon, R						G4-3	L3	K		4	0	0	0	0	1	3											
49 Vance Worley, R 19 Laynce Nix, L 15 John Mayberry Jr., R OBP: 0.250, SLG: 0.375						K	G4-3	K		2	0	0	0	0	1	0											
										1	0	0	0	0	0	2											
										1	0	0	0	0	1	0											
Inning Stats	R: 1 E: 0 K: 0 S: 12	H: 2 LOB: 1 BB: 0 P: 20	R: 0 E: 0 K: 0 S: 4	H: 0 LOB: 0 BB: 1 P: 10	R: 0 E: 0 K: 0 S: 6	H: 0 LOB: 0 BB: 0 P: 9	R: 1 E: 0 K: 0 S: 7	H: 1 LOB: 0 BB: 0 P: 12	R: 0 E: 0 K: 1 S: 13	H: 1 LOB: 2 BB: 1 P: 14	R: 0 E: 1 K: 2 S: 9	H: 1 LOB: 2 BB: 1 P: 17	R: 2 E: 1 K: 1 S: 16	H: 1 LOB: 2 BB: 2 P: 30	R: 0 E: 0 K: 1 S: 11	H: 0 LOB: 0 BB: 0 P: 17	R: 0 E: 0 K: 2 S: 12	H: 0 LOB: 0 BB: 0 P: 16	1B: 3 2B: 1 3B: 0 HR: 1	SF: 0 SAC: 2 DP: 1 HBP: 0	WP: 0 PB: 0 SB: 2 CS: 0	PA: 36					
PITCHER	IP	WLS	BF	H	R	ER	SO	BB	IBB	HBP	BLK	WP	HR	S	P	ERA	WHIP										
53 James McDonald, R ERA: 3.0	6.0		23	4	2	2	3	1	1	0	0	0	1	51	82	3.00	0.833										
48 Jared Hughes, R ERA:	1.0		7	1	2	0	1	2	0	0	0	0	0	16	30	0.00	3.000										
47 Evan Meek, R ERA:	1.0		3	0	0	0	1	0	0	0	0	0	0	11	17	0.00	0.000										
Joel Hanrahan, R ERA:	1.0	W	3	0	0	0	2	0	0	0	0	0	0	12	16	0.00	0.000										

Batter	1	2	3	4	5	6	7	8	9	AB	R	H	RBI	BB	SO	LOB	BOTTOM										
7 Alex Presley, L OBP: 0.308, SLG: 0.308	K		G4-3			G4-3				4	0	1	1	0	1	0	Philadelphia Phillies @ Pittsburgh Pirates PNC Park, Pittsburgh, PA Sun Apr 08 2012, 1:36 PM - 4:36 PM EDT Att: 19,856 - Cloudy - 58 F										
31 Jose Tabata, R OBP: 0.214, SLG: 0.214			L9			G1-3	F8			5	0	1	0	0	1	3											
22 Andrew McCutchen, R OBP: 0.462, SLG: 0.495			G4-3							4	1	3	1	1	0	0											
18 Neil Walker, S	L5					L6				4	0	1	0	0	0	4											
46 Garrett Jones, L 48 Jared Hughes, R 47 Evan Meek, R 2 Nate McLouth, L 36 Yamaico Navarro, R Joel Hanrahan, R										3	0	0	0	0	0	1		4									
12 Clint Barmes, R										4	0	0	0	0	2	2											
24 Pedro Alvarez, L 65 Matt Hague, R OBP: 0.250, SLG: 0.250										3	2	1	1	0	2	0											
55 Michael McKenry, R OBP: 0.250, SLG: 0.250										1	0	1	1	0	0	0											
53 James McDonald, L										4	0	1	0	0	2	1											
14 Casey McGehee, R 5 Josh Harrison, R OBP: 1.000, SLG: 2.000										2	1	2	1	0	0	0											
										0	1	0	0	0	0	0											
Inning Stats	R: 0 E: 0 K: 1 S: 10	H: 1 LOB: 2 BB: 1 P: 17	R: 0 E: 0 K: 2 S: 11	H: 1 LOB: 1 BB: 0 P: 15	R: 0 E: 0 K: 0 S: 9	H: 0 LOB: 0 BB: 0 P: 13	R: 0 E: 0 K: 0 S: 4	H: 1 LOB: 0 BB: 0 P: 5	R: 1 E: 0 K: 1 S: 9	H: 1 LOB: 1 BB: 0 P: 17	R: 0 E: 0 K: 1 S: 9	H: 1 LOB: 1 BB: 0 P: 11	R: 2 E: 0 K: 2 S: 18	H: 2 LOB: 1 BB: 0 P: 27	R: 1 E: 0 K: 2 S: 18	H: 2 LOB: 2 BB: 1 P: 28	R: 1 E: 0 K: 1 S: 11	H: 2 LOB: 2 BB: 0 P: 20	1B: 7 2B: 3 3B: 0 HR: 1	SF: 0 SAC: 1 DP: 1 HBP: 0	WP: 0 PB: 0 SB: 3 CS: 0	PA: 39					
PITCHER	IP	WLS	BF	H	R	ER	SO	BB	IBB	HBP	BLK	WP	HR	S	P	ERA	WHIP										
49 Vance Worley, R ERA: 1.5	6.0		23	1	1	1	5	1	0	0	0	0	0	52	78	1.50	1.000										
40 Michael Stutes, R ERA:	1.0	H	6	2	2	0	2	0	0	0	0	0	0	18	27	0.00	2.000										
Kyle Kendrick, R ERA: 0.75	0.1	H	2	1	1	1	0	0	0	0	0	0	0	5	8	27.00	3.000										
37 Antonio Bastardo, L ERA:	0.2	B	4	1	0	0	2	1	0	0	0	0	0	13	20	0.00	3.000										
57 David Herndon, R ERA: 13.5	0.2	L	4	2	1	1	1	0	0	0	0	0	0	11	20	13.50	3.000										

Batter	1	2	3	4	5	6	7	8	9	AB	R	H	RBI	BB	SO	LOB	TOP										
31 Jose Tabata, R OBP: 0.167, SLG: 0.167	G4-3		F9			G4-3			K	4	0	0	0	0	1	1											
7 Alex Presley, L OBP: 0.353, SLG: 0.353	K		CS		G1-3				1B	4	1	2	0	0	1	0											
22 Andrew McCutchen, R OBP: 0.412, SLG: 0.400	G5-3				G6-3				1B	4	0	1	1	0	0	0	1										
14 Casey McGehee, R OBP: 0.333, SLG: 0.778					K2-3					3	0	1	0	0	1	2											
65 Matt Hague, R OBP: 0.143, SLG: 0.143	K									3	0	0	1	0	2	2											
18 Neil Walker, S OBP: 0.143, SLG: 0.077	K				L6					3	0	0	0	0	1	2											
26 Rod Barajas, R OBP: 0.100, SLG: 0.200	F7				F8					3	0	0	0	0	1	1											
12 Clint Barnes, R OBP: 0.143, SLG: 0.143					K2-3					3	0	0	0	0	2	0											
29 Kevin Correia, R OBP: 0.500, SLG: 0.500										2	0	1	0	0	1	0											
37 Juan Cruz, R OBP: 0.200, SLG: 0.200										0	0	0	0	0	0	0											
46 Garrett Jones, L OBP: 0.200, SLG: 0.200										1	0	0	0	0	0	0											
39 Jason Grilli, R OBP: 0.167, SLG: 0.167										0	0	0	0	0	0	0											
Inning Stats	R: 0 H: 0 E: 0 K: 1 S: 12	H: 0 LOB: 0 BB: 0 P: 17	R: 0 H: 1 E: 0 K: 2 S: 11	H: 1 LOB: 1 BB: 0 P: 18	R: 0 H: 1 E: 0 K: 1 S: 8	H: 1 LOB: 0 BB: 0 P: 10	R: 0 H: 0 E: 0 K: 1 S: 8	H: 0 LOB: 0 BB: 0 P: 9	R: 0 H: 0 E: 0 K: 1 S: 8	H: 0 LOB: 0 BB: 0 P: 11	R: 0 H: 0 E: 0 K: 1 S: 7	H: 0 LOB: 0 BB: 0 P: 10	R: 1 H: 2 E: 0 K: 0 S: 11	H: 2 LOB: 1 BB: 0 P: 13	R: 0 H: 0 E: 0 K: 2 S: 12	H: 0 LOB: 0 BB: 0 P: 15	R: 0 H: 1 E: 0 K: 1 S: 8	H: 1 LOB: 0 BB: 0 P: 10	1B: 4 2B: 0 3B: 1 HR: 0	SF: 0 SAC: 0 DP: 1 HBP: 0	WP: 0 PB: 0 SB: 0 CS: 1	PA: 31					
PITCHER	IP	WLS	BF	H	R	ER	SO	BB	IBB	HBP	BLK	WP	HR	S	P	ERA	WHIP										
22 Clayton Kershaw, L ERA: 0.9	7.0		24	4	1	1	7	0	0	0	0	0	0	65	88	1.29	0.571										
74 Kenley Jansen, R ERA: 4.5	1.0	W	3	0	0	0	2	0	0	0	0	0	0	12	15	0.00	0.000										
54 Javy Guerra, R ERA: 4.5	1.0	S	3	1	0	0	1	0	0	0	0	0	0	8	10	0.00	1.000										

Pittsburgh Pirates @ Los Angeles Dodgers
Dodger Stadium, Los Angeles, CA
Tue Apr 10 2012, 1:17 PM - 3:40 PM PDT
Att: 56,000 - Sunny - 67 F

AB	30
R	1
H	5
RBI	1
BB	0
SO	10
LOB	9



Batter	1	2	3	4	5	6	7	8	9	AB	R	H	RBI	BB	SO	LOB	BOTTOM										
9 Dee Strange-Gordon, L OBP: 0.333, SLG: 0.286	G4-3		G6-3							3	1	1	0	1	1	2											
14 Mark Ellis, R OBP: 0.273, SLG: 0.263	G4-3		G5-3		FC5-4					4	0	0	0	0	1	3											
27 Matt Kemp, R OBP: 0.318, SLG: 0.667	G6-3		G5-3							4	0	0	1	0	2	0											
16 Andre Ethier, L OBP: 0.381, SLG: 0.842	K									4	1	2	1	0	1	0											
21 Juan Rivera, R OBP: 0.316, SLG: 0.333										4	0	0	0	0	0	1											
54 Javy Guerra, R ERA: 4.5										0	0	0	0	0	0	0											
7 James Loney, L OBP: 0.200, SLG: 0.200										2	0	0	0	1	0	0											
5 Juan Uribe, R OBP: 0.313, SLG: 0.267										3	0	3	0	0	0	0											
17 A.J. Ellis, R OBP: 0.438, SLG: 0.500										3	0	0	0	0	2	4											
22 Clayton Kershaw, L ERA: 1.5										1	0	0	0	0	0	2											
3 Adam Kennedy, L OBP: 0.200, SLG: 0.200										1	0	1	0	0	0	0											
74 Kenley Jansen, S ERA: 4.5										0	0	0	0	0	0	0											
10 Tony Gwynn Jr., L OBP: 0.167, SLG: 0.167										0	0	0	0	0	0	0											
Inning Stats	R: 1 H: 1 E: 0 K: 1 S: 9	H: 1 LOB: 2 BB: 1 P: 14	R: 0 H: 1 E: 0 K: 0 S: 8	H: 1 LOB: 1 BB: 0 P: 13	R: 0 H: 0 E: 0 K: 0 S: 11	H: 0 LOB: 0 BB: 0 P: 16	R: 0 H: 1 E: 0 K: 1 S: 4	H: 1 LOB: 0 BB: 0 P: 6	R: 0 H: 0 E: 0 K: 1 S: 11	H: 0 LOB: 0 BB: 0 P: 19	R: 0 H: 0 E: 0 K: 1 S: 9	H: 0 LOB: 0 BB: 0 P: 13	R: 0 H: 2 E: 0 K: 2 S: 12	H: 2 LOB: 2 BB: 0 P: 17	R: 1 H: 1 E: 0 K: 2 S: 14	H: 1 LOB: 0 BB: 0 P: 18	1B: 6 2B: 0 3B: 0 HR: 1	SF: 0 SAC: 1 DP: 1 HBP: 0	WP: 0 PB: 1 SB: 1 CS: 0	PA: 32							
PITCHER	IP	WLS	BF	H	R	ER	SO	BB	IBB	HBP	BLK	WP	HR	S	P	ERA	WHIP										
29 Kevin Correia, R ERA: 1.5	6.0		23	4	1	1	3	2	0	0	0	0	0	52	81	1.50	1.000										
37 Juan Cruz, R ERA: 4.5	1.0		5	2	0	0	2	0	0	0	0	0	0	12	17	0.00	2.000										
39 Jason Grilli, R ERA: 4.5	1.0	L	4	1	1	1	2	0	0	0	0	0	1	14	18	9.00	1.000										

Pittsburgh Pirates @ Los Angeles Dodgers
Dodger Stadium, Los Angeles, CA
Tue Apr 10 2012, 1:17 PM - 3:40 PM PDT
Att: 56,000 - Sunny - 67 F

AB	29
R	2
H	7
RBI	2
BB	2
SO	7
LOB	12



Batter	1	2	3	4	5	6	7	8	9	AB	R	H	RBI	BB	SO	LOB	TOP										
7 Alex Presley, L OBP: 0.333, SLG: 0.333										4	0	1	0	0	1	0	Pittsburgh Pirates @ Los Angeles Dodgers Dodger Stadium, Los Angeles, CA Wed Apr 11 2012, 7:11 PM - 9:57 PM PDT Att: 29,729 - Partly Cloudy - 58 F										
2 Nate McLouth, L OBP: 0.333, SLG: 0.200										4	0	1	0	0	1	1											
22 Andrew McCutchen, R OBP: 0.391, SLG: 0.368										4	0	1	0	0	1	0											
18 Neil Walker, S OBP: 0.111, SLG: 0.059										4	0	0	0	0	0	2											
46 Garrett Jones, L OBP: 0.182, SLG: 0.273										4	0	2	0	0	1	0											
26 Rod Barajas, R OBP: 0.077, SLG: 0.154										3	0	0	0	0	1	2											
24 Pedro Alvarez, L OBP: 0.111, SLG: 0.444										3	0	0	0	0	1	1											
12 Clint Barmes, R OBP: 0.125, SLG: 0.267										3	1	1	1	0	1	0											
45 Erik Bedard, L 30 Chris Resop, R 44 Tony Watson, L 47 Evan Meek, R 36 Yamaico Navarro, R 48 Jared Hughes, R										2	0	0	0	0	0	0											
Inning Stats	R: 0 E: 0 K: 0 S: 8	H: 0 LOB: 0 BB: 0 P: 12	R: 0 E: 0 K: 1 S: 14	H: 1 LOB: 1 BB: 0 P: 18	R: 1 E: 0 K: 0 S: 6	H: 1 LOB: 0 BB: 0 P: 8	R: 0 E: 0 K: 1 S: 10	H: 1 LOB: 1 BB: 0 P: 16	R: 0 E: 0 K: 1 S: 10	H: 0 LOB: 0 BB: 0 P: 14	R: 0 E: 0 K: 1 S: 7	H: 2 LOB: 1 BB: 0 P: 9	R: 0 E: 0 K: 0 S: 5	H: 0 LOB: 0 BB: 0 P: 7	R: 0 E: 0 K: 3 S: 13	H: 1 LOB: 1 BB: 0 P: 18		R: 0 E: 0 K: 1 S: 9	H: 0 LOB: 0 BB: 0 P: 13	1B: 4 2B: 2 3B: 0 HR: 1	SF: 0 SAC: 0 DP: 1 HBP: 0	WP: 0 PB: 0 SB: 0 CS: 0	PA: 32				
PITCHER	IP	WLS	BF	H	R	ER	SO	BB	IBB	HBP	BLK	WP	HR	S	P	ERA	WHIP										
58 Chad Billingsley, R ERA: 0.63	6.0	W	22	5	1	1	4	0	0	0	0	0	1	55	77	1.50	0.833										
55 Matt Guerrier, R ERA: 7.0	1.0	H	3	0	0	0	0	0	0	0	0	0	0	5	7	0.00	0.000										
74 Kenley Jansen, R ERA: 3.6	1.0	H	4	1	0	0	3	0	0	0	0	0	0	13	18	0.00	1.000										
54 Javy Guerra, R ERA: 9.1	1.0	S	3	0	0	0	1	0	0	0	0	0	0	9	13	0.00	0.000										

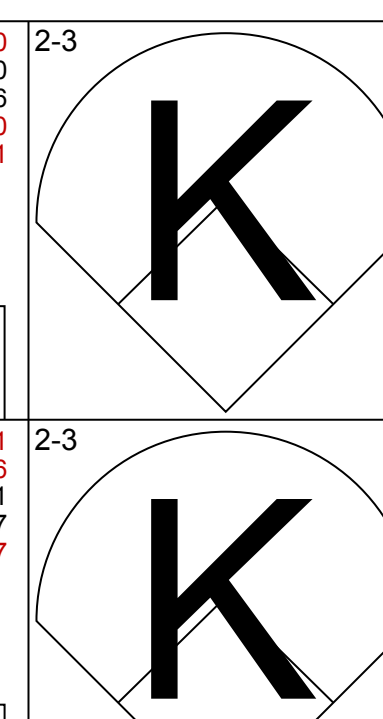
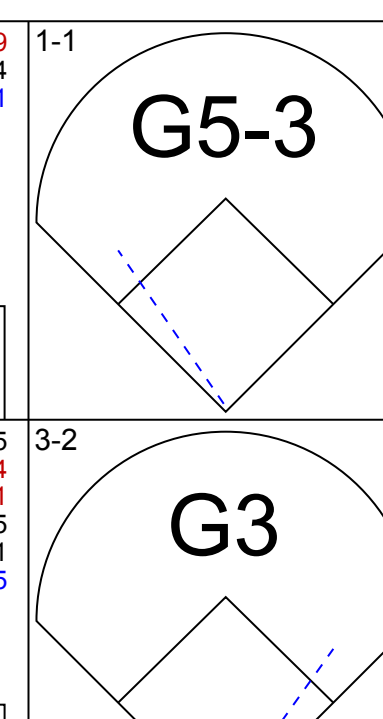
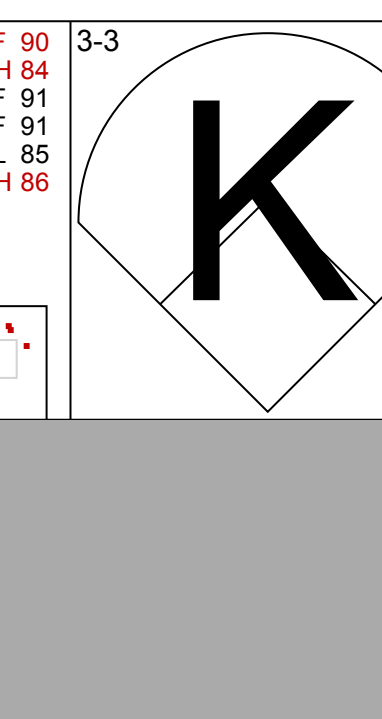
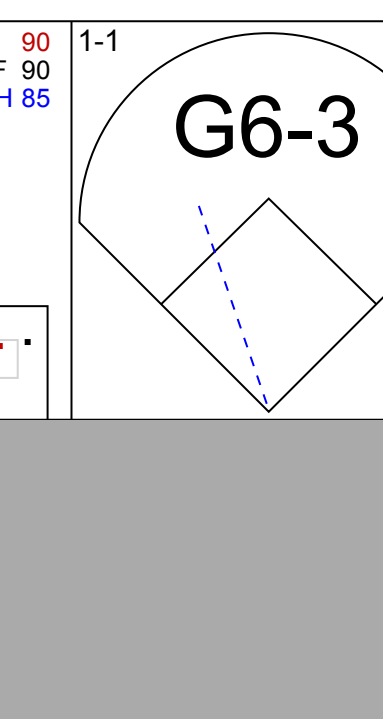
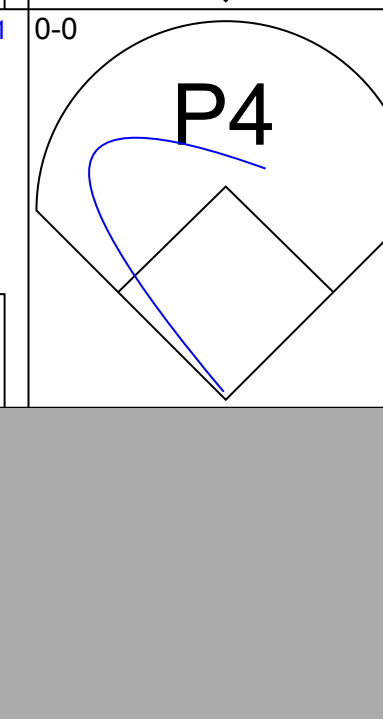
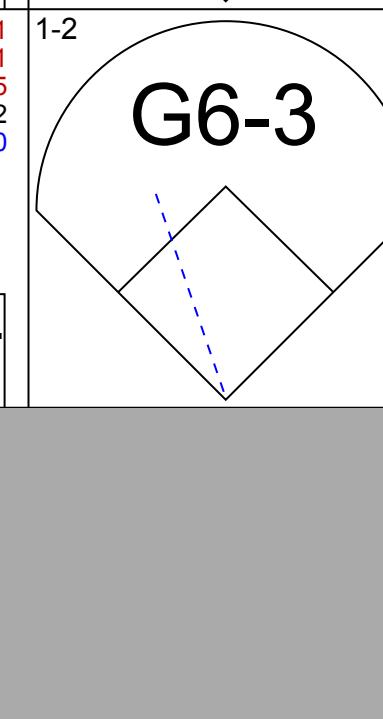
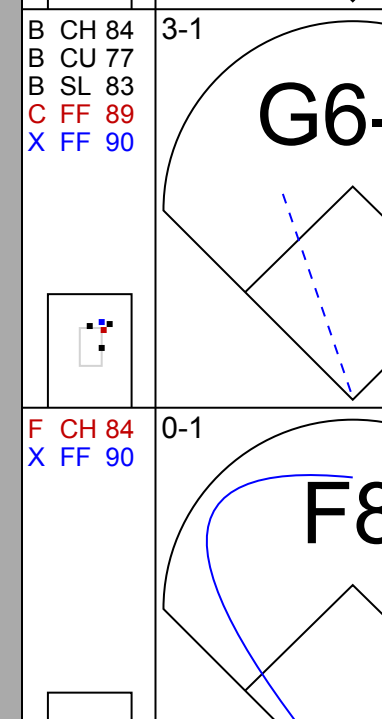



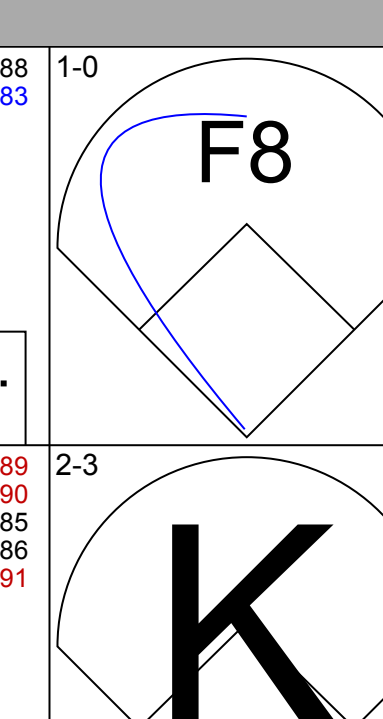
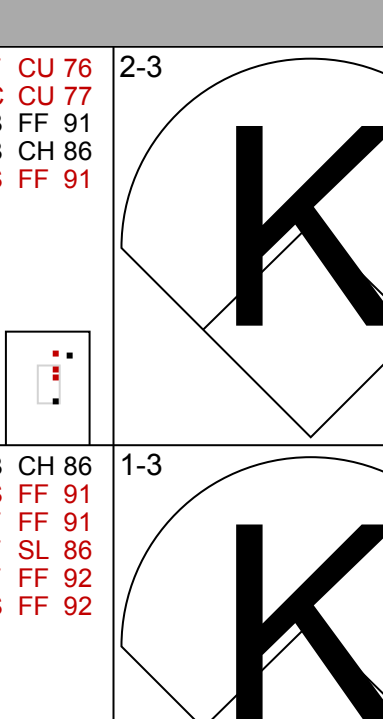
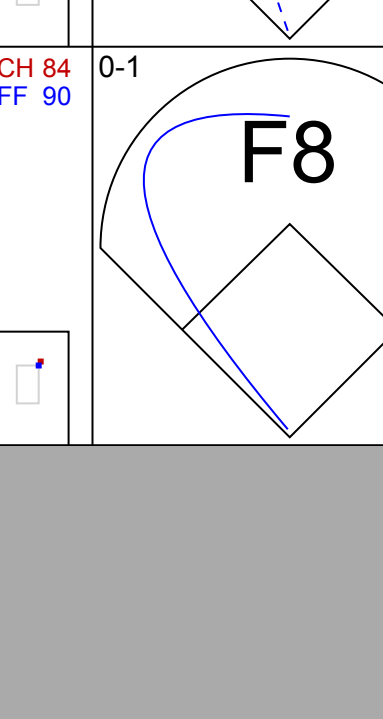

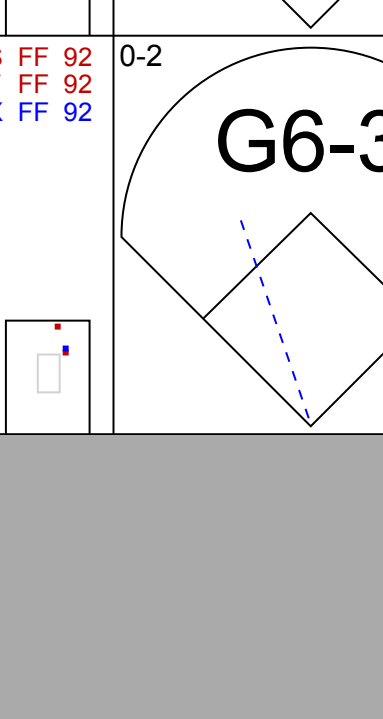
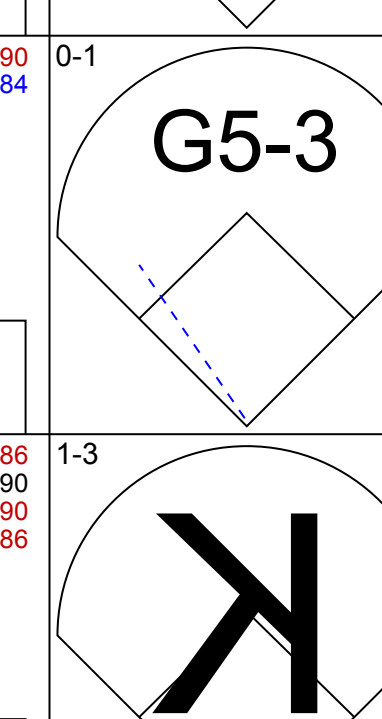


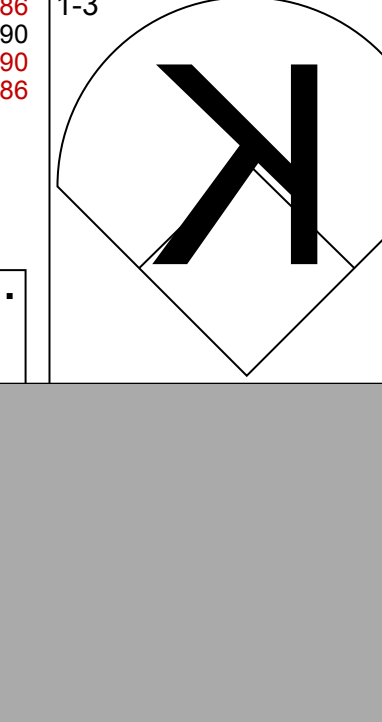
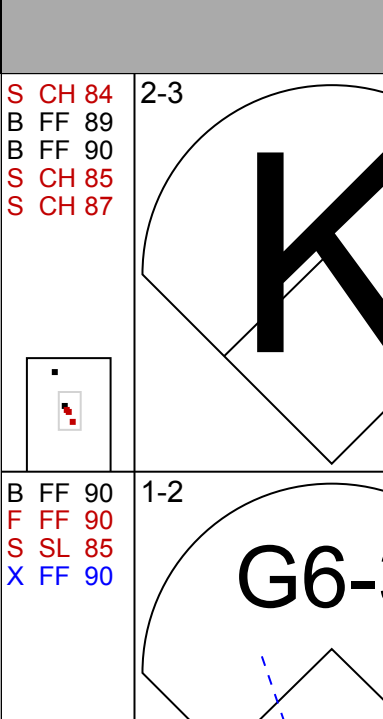
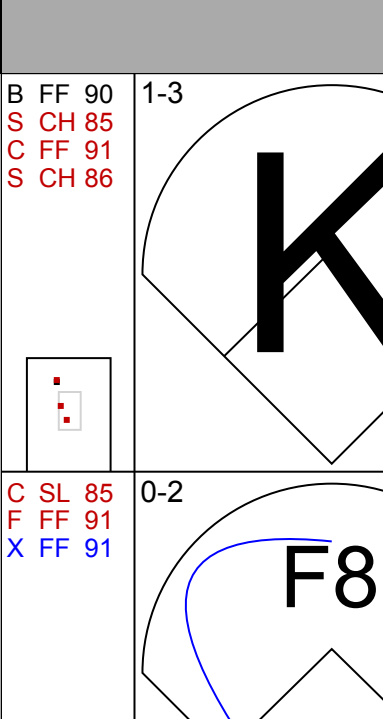
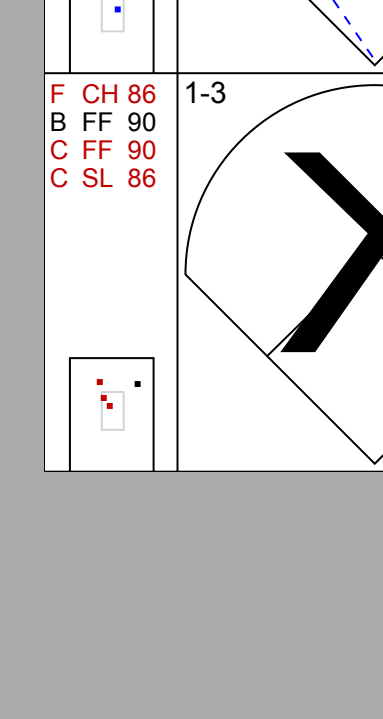
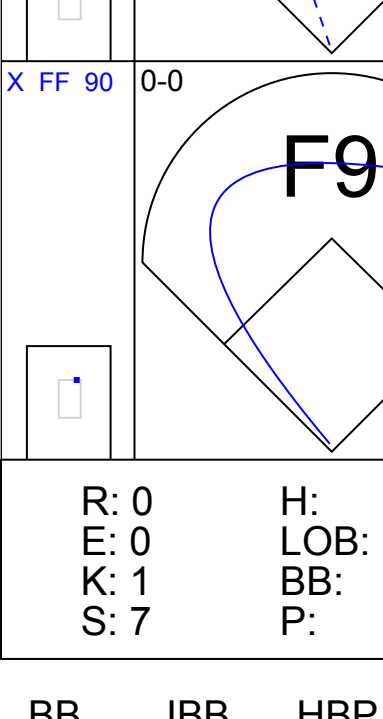
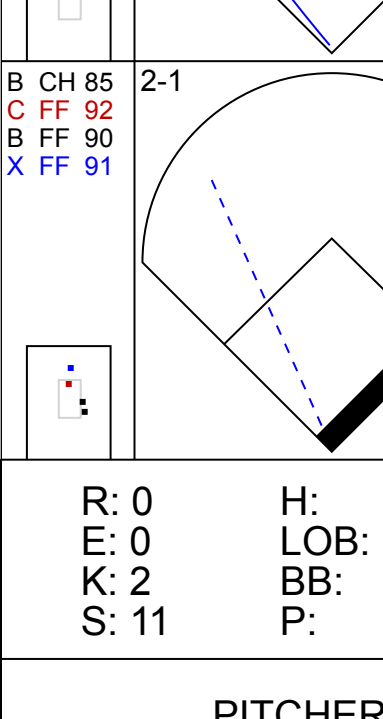
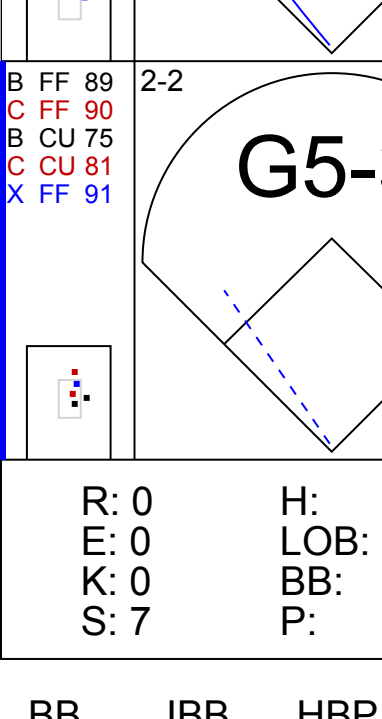
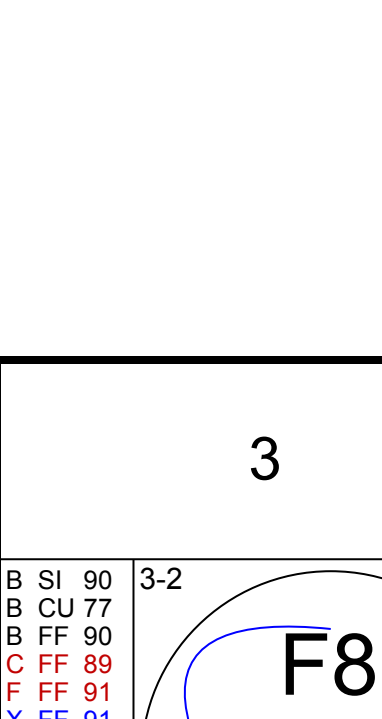
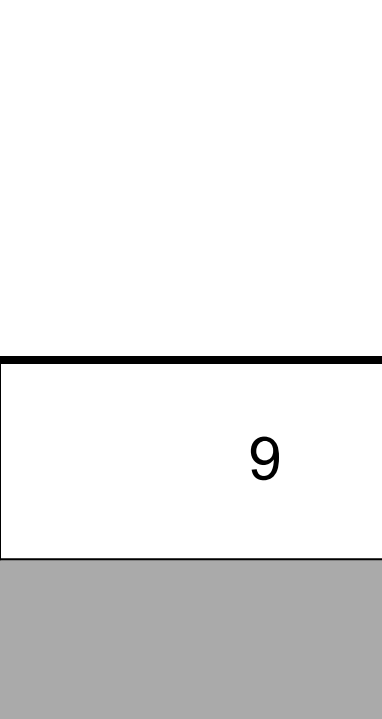

Batter	1	2	3	4	5	6	7	8	9	AB	R	H	RBI	BB	SO	LOB	BOTTOM										
9 Dee Strange-Gordon, L OBP: 0.310, SLG: 0.308										5	1	1	0	0	0	0	Pittsburgh Pirates @ Los Angeles Dodgers Dodger Stadium, Los Angeles, CA Wed Apr 11 2012, 7:11 PM - 9:57 PM PDT Att: 29,729 - Partly Cloudy - 58 F										
14 Mark Ellis, R OBP: 0.296, SLG: 0.261										4	1	1	0	1	2	2											
27 Matt Kemp, R OBP: 0.385, SLG: 0.720										4	1	3	0	0	1	1											
21 Juan Rivera, R OBP: 0.391, SLG: 0.409										4	1	3	2	0	0	1											
74 Kenley Jansen, S 54 Javy Guerra, R										0	0	0	0	0	0	0											
16 Andre Ethier, L OBP: 0.400, SLG: 0.783										4	0	2	1	0	0	2											
6 Jerry Hairston, R OBP: 0.455, SLG: 0.444										3	0	1	0	0	0	2											
10 Tony Gwynn Jr., L OBP: 0.200, SLG: 0.200										1	0	1	1	0	0	0											
5 Juan Uribe, R OBP: 0.263, SLG: 0.222 55 Matt Guerrier, R										3	0	0	0	0	0	3											
12 Justin Sellers, R 7.7, PH (8.5)										1	0	0	0	0	0	2											
17 A.J. Ellis, R OBP: 0.400, SLG: 0.400										3	0	0	0	1	2	1											
58 Chad Billingsley, R 7 James Loney, L										2	0	0	0	0	1	0											
Inning Stats	R: 0 E: 0 K: 0 S: 7	H: 2 LOB: 1 BB: 0 P: 10	R: 0 E: 0 K: 1 S: 11	H: 1 LOB: 1 BB: 0 P: 17	R: 1 E: 0 K: 1 S: 14	H: 2 LOB: 1 BB: 1 P: 21	R: 0 E: 0 K: 0 S: 9	H: 0 LOB: 0 BB: 0 P: 13	R: 0 E: 0 K: 1 S: 9	H: 0 LOB: 0 BB: 0 P: 13	R: 1 E: 0 K: 0 S: 15	H: 3 LOB: 3 BB: 1 P: 27	R: 2 E: 0 K: 2 S: 15	H: 4 LOB: 2 BB: 0 P: 21	R: 0 E: 1 K: 1 S: 10	H: 0 LOB: 1 BB: 0 P: 20	1B: 10 2B: 2 3B: 0 HR: 0	SF: 0 SAC: 0 DP: 0 HBP: 0	WP: 0 PB: 0 SB: 1 CS: 0	PA: 38							
PITCHER	IP	WLS	BF	H	R	ER	SO	BB	IBB	HBP	BLK	WP	HR	S	P	ERA	WHIP										
45 Erik Bedard, L ERA: 2.25	5.0	L	23	8	2	2	3	1	0	0	0	0	0	5	10	0.00	0.000										
30 Chris Resop, R ERA: 6.75	0.1		2	1	1	1	0	0	0	0	0	0	0	5	6	27.00	3.000										
47 Evan Meek, R ERA: 4.5	1.0		6	3	1	1	2	0	0	0	0	0	0	12	18	9.00	3.000										
48 Jared Hughes, R ERA: 7.0	1.0		4	0	0	0	1	0	0	0	0	0	0	10	20	0.00	0.000										



Batter	1	2	3	4	5	6	7	8	9	AB	R	H	RBI	BB	SO	LOB	TOP			
31 Jose Tabata, R OBP: 0.227, SLG: 0.190			L6		HBP		G1-6-3			3	0	1	0	0	1	0	Pittsburgh Pirates @ Los Angeles Dodgers Dodger Stadium, Los Angeles, CA Thu Apr 12 2012, 7:12 PM - 9:49 PM PDT Att: 28,328 - Overcast - 57 F			
5 Josh Harrison, R OBP: 0.400, SLG: 0.500			F8		L7		G1-6-3			3	0	0	0	0	1	1				
18 Neil Walker, S OBP: 0.105, SLG: 0.056										1	0	0	0	0	0	1				
22 Andrew McCutchen, R OBP: 0.480, SLG: 0.500										3	1	3	0	1	0	0				
14 Casey McGehee, R OBP: 0.385, SLG: 0.692										4	0	2	0	0	0	1				
36 Yamaico Navarro, R OBP: 0.318, SLG: 0.318										2	0	0	1	0	0	3				
7 Alex Presley, L OBP: 0.318, SLG: 0.318										1	0	0	0	0	0	0				
12 Clint Barmes, R OBP: 0.077, SLG: 0.263										4	0	1	0	0	2	1				
24 Pedro Alvarez, L OBP: 0.077, SLG: 0.308										4	0	0	0	0	3	2				
55 Michael McKenry, R OBP: 0.429, SLG: 0.833										2	1	1	1	1	1	0				
2 Nate McLouth, L OBP: 0.286, SLG: 0.167										1	0	0	0	0	0	0				
27 Jeff Karstens, R ERA: 3.85										2	0	0	0	0	0	0				
46 Garrett Jones, L ERA: 3.85										0	0	0	0	0	0	0				
65 Matt Hagley, R ERA: 10.8										1	0	0	0	0	0	3				
30 Chris Resop, R ERA: 3.0										0	0	0	0	0	0	0				
39 Jason Grilli, R ERA: 3.0										0	0	0	0	0	0	0				
26 Rod Barajas, R OBP: 0.071, SLG: 0.143										1	0	0	0	0	0	0				
Inning Stats	R: 0 H: 2 E: 0 K: 2 S: 12	H: 2 LOB: 2 BB: 0 P: 18	R: 0 H: 0 E: 0 K: 3 S: 9	H: 0 LOB: 0 BB: 0 P: 14	R: 0 H: 0 E: 0 K: 0 S: 8	H: 0 LOB: 0 BB: 0 P: 11	R: 0 H: 1 E: 0 K: 0 S: 7	H: 1 LOB: 1 BB: 0 P: 13	R: 1 H: 1 E: 0 K: 2 S: 11	H: 3 LOB: 3 BB: 1 P: 16	R: 0 H: 1 E: 0 K: 1 S: 13	H: 0 LOB: 0 BB: 0 P: 15	R: 0 H: 0 E: 0 K: 1 S: 13	H: 0 LOB: 0 BB: 0 P: 11	R: 0 H: 0 E: 0 K: 1 S: 7	H: 0 LOB: 0 BB: 0 P: 11	1B: 6 2B: 1 3B: 0 HR: 1	SF: 1 SAC: 0 DP: 1 HBP: 1	WP: 0 PB: 0 SB: 0 CS: 1	PA: 37
PITCHER	IP: 5.1 WLS: W BF: 23 ERA: 5.4	H: 3 R: 1 ER: 0 SO: 7	H: 1 R: 0 ER: 0 SO: 0	H: 0 R: 0 ER: 0 SO: 0	H: 0 R: 0 ER: 0 SO: 0	H: 0 R: 0 ER: 0 SO: 0	H: 0 R: 0 ER: 0 SO: 0	H: 0 R: 0 ER: 0 SO: 0	H: 0 R: 0 ER: 0 SO: 0	H: 0 R: 0 ER: 0 SO: 0	H: 0 R: 0 ER: 0 SO: 0	H: 0 R: 0 ER: 0 SO: 0	H: 0 R: 0 ER: 0 SO: 0	H: 0 R: 0 ER: 0 SO: 0	H: 0 R: 0 ER: 0 SO: 0	H: 0 R: 0 ER: 0 SO: 0	WP: 0 HR: 0 S: 7	ERA: 0.00 WHIP: 0.000		
35 Chris Capuano, L ERA: 5.4	IP: 5.1 WLS: W BF: 23 ERA: 5.4	H: 3 R: 1 ER: 0 SO: 7	H: 1 R: 0 ER: 0 SO: 0	H: 0 R: 0 ER: 0 SO: 0	H: 0 R: 0 ER: 0 SO: 0	H: 0 R: 0 ER: 0 SO: 0	H: 0 R: 0 ER: 0 SO: 0	H: 0 R: 0 ER: 0 SO: 0	H: 0 R: 0 ER: 0 SO: 0	H: 0 R: 0 ER: 0 SO: 0	H: 0 R: 0 ER: 0 SO: 0	H: 0 R: 0 ER: 0 SO: 0	H: 0 R: 0 ER: 0 SO: 0	H: 0 R: 0 ER: 0 SO: 0	H: 0 R: 0 ER: 0 SO: 0	H: 0 R: 0 ER: 0 SO: 0	WP: 0 HR: 0 S: 7	ERA: 0.00 WHIP: 0.000		
66 Mike MacDougal, R ERA: 3.85	IP: 0.1 WLS: H BF: 3 ERA: 3.85	H: 1 R: 0 ER: 0 SO: 0	H: 0 R: 0 ER: 0 SO: 0	H: 0 R: 0 ER: 0 SO: 0	H: 0 R: 0 ER: 0 SO: 0	H: 0 R: 0 ER: 0 SO: 0	H: 0 R: 0 ER: 0 SO: 0	H: 0 R: 0 ER: 0 SO: 0	H: 0 R: 0 ER: 0 SO: 0	H: 0 R: 0 ER: 0 SO: 0	H: 0 R: 0 ER: 0 SO: 0	H: 0 R: 0 ER: 0 SO: 0	H: 0 R: 0 ER: 0 SO: 0	H: 0 R: 0 ER: 0 SO: 0	H: 0 R: 0 ER: 0 SO: 0	H: 0 R: 0 ER: 0 SO: 0	WP: 0 HR: 0 S: 7	ERA: 0.00 WHIP: 0.000		
57 Scott Elbert, L ERA: 10.8	IP: 0.1 WLS: H BF: 1 ERA: 10.8	H: 1 R: 0 ER: 0 SO: 0	H: 0 R: 0 ER: 0 SO: 0	H: 0 R: 0 ER: 0 SO: 0	H: 0 R: 0 ER: 0 SO: 0	H: 0 R: 0 ER: 0 SO: 0	H: 0 R: 0 ER: 0 SO: 0	H: 0 R: 0 ER: 0 SO: 0	H: 0 R: 0 ER: 0 SO: 0	H: 0 R: 0 ER: 0 SO: 0	H: 0 R: 0 ER: 0 SO: 0	H: 0 R: 0 ER: 0 SO: 0	H: 0 R: 0 ER: 0 SO: 0	H: 0 R: 0 ER: 0 SO: 0	H: 0 R: 0 ER: 0 SO: 0	H: 0 R: 0 ER: 0 SO: 0	WP: 0 HR: 0 S: 7	ERA: 0.00 WHIP: 0.000		
52 Josh Lindblom, R ERA: 3.85	IP: 1.0 WLS: H BF: 3 ERA: 3.85	H: 3 R: 1 ER: 0 SO: 0	H: 0 R: 0 ER: 0 SO: 0	H: 0 R: 0 ER: 0 SO: 0	H: 0 R: 0 ER: 0 SO: 0	H: 0 R: 0 ER: 0 SO: 0	H: 0 R: 0 ER: 0 SO: 0	H: 0 R: 0 ER: 0 SO: 0	H: 0 R: 0 ER: 0 SO: 0	H: 0 R: 0 ER: 0 SO: 0	H: 0 R: 0 ER: 0 SO: 0	H: 0 R: 0 ER: 0 SO: 0	H: 0 R: 0 ER: 0 SO: 0	H: 0 R: 0 ER: 0 SO: 0	H: 0 R: 0 ER: 0 SO: 0	H: 0 R: 0 ER: 0 SO: 0	WP: 0 HR: 0 S: 7	ERA: 0.00 WHIP: 0.000		
55 Matt Guerrier, R ERA: 3.85	IP: 1.0 WLS: H BF: 3 ERA: 3.85	H: 3 R: 0 ER: 0 SO: 1	H: 0 R: 0 ER: 0 SO: 0	H: 0 R: 0 ER: 0 SO: 0	H: 0 R: 0 ER: 0 SO: 0	H: 0 R: 0 ER: 0 SO: 0	H: 0 R: 0 ER: 0 SO: 0	H: 0 R: 0 ER: 0 SO: 0	H: 0 R: 0 ER: 0 SO: 0	H: 0 R: 0 ER: 0 SO: 0	H: 0 R: 0 ER: 0 SO: 0	H: 0 R: 0 ER: 0 SO: 0	H: 0 R: 0 ER: 0 SO: 0	H: 0 R: 0 ER: 0 SO: 0	H: 0 R: 0 ER: 0 SO: 0	H: 0 R: 0 ER: 0 SO: 0	WP: 0 HR: 0 S: 7	ERA: 0.00 WHIP: 0.000		

Batter	1	2	3	4	5	6	7	8	9	AB	R	H	RBI	BB	SO	LOB	BOTTOM			
9 Dee Strange-Gordon, L OBP: 0.273, SLG: 0.267										4	0	0	0	0	0	3	Pittsburgh Pirates @ Los Angeles Dodgers Dodger Stadium, Los Angeles, CA Thu Apr 12 2012, 7:12 PM - 9:49 PM PDT Att: 28,328 - Overcast - 57 F			
14 Mark Ellis, R OBP: 0.323, SLG: 0.296										4	1	2	0	0	0	0				
27 Matt Kemp, R OBP: 0.400, SLG: 0.724										4	1	2	0	0	1	0				
16 Andre Ethier, L OBP: 0.379, SLG: 0.692										3	1	0	0	0	1	2				
21 Juan Rivera, R OBP: 0.333, SLG: 0.360										3	0	0	1	0	0	2				
54 Javy Guerra, R ERA: 3.85										0	0	0	0	0	0	0				
7 James Loney, L OBP: 0.136, SLG: 0.050										4	0	1	1	0	0	2				
5 Juan Uribe, R OBP: 0.304, SLG: 0.273										4	0	2	1	0	1	0				
17 A.J. Ellis, R OBP: 0.409, SLG: 0.412										2	0	1	0	0	0	2				
35 Chris Capuano, L ERA: 3.85										1	0	0	0	1	1	0				
66 Mike MacDougal, S ERA: 3.27										0	0	0	0	0	0	0				
57 Scott Elbert, L ERA: 10.8										0	0	0	0	0	0	0				
3 Adam Kennedy, L ERA: 3.27										1	0	0	0	0	0	1				
52 Josh Lindblom, R ERA: 3.85										0	0	0	0	0	0	0				
55 Matt Guerrier, R ERA: 3.85										0	0	0	0	0	0	0				
10 Tony Gwynn Jr., L OBP: 0.206, SLG: 0.206										0	0	0	0	0	0	0				
Inning Stats	R: 3 H: 4 E: 0 K: 0 S: 13	H: 4 LOB: 2 BB: 0 P: 18	R: 0 H: 0 E: 0 K: 1 S: 7	H: 0 LOB: 0 BB: 0 P: 10	R: 0 H: 0 E: 0 K: 1 S: 9	H: 0 LOB: 0 BB: 0 P: 11	R: 0 H: 1 E: 0 K: 0 S: 11	H: 2 LOB: 2 BB: 1 P: 17	R: 0 H: 1 E: 0 K: 1 S: 9	H: 1 LOB: 1 BB: 0 P: 15	R: 0 H: 0 E: 0 K: 0 S: 9	H: 0 LOB: 0 BB: 0 P: 14	R: 0 H: 0 E: 0 K: 1 S: 8	H: 0 LOB: 0 BB: 0 P: 10	R: 0 H: 0 E: 0 K: 1 S: 8	H: 0 LOB: 0 BB: 0 P: 10	1B: 7 2B: 1 3B: 0 HR: 0	SF: 1 SAC: 1 DP: 0 HBP: 1	WP: 0 PB: 0 SB: 0 CS: 0	PA: 34
PITCHER	IP: 5.0 WLS: L BF: 24 ERA: 3.27	H: 4 R: 3 ER: 3 SO: 3	H: 0 R: 0 ER: 0 SO: 0	H: 0 R: 0 ER: 0 SO: 0	H: 0 R: 0 ER: 0 SO: 0	H: 0 R: 0 ER: 0 SO: 0	H: 0 R: 0 ER: 0 SO: 0	H: 0 R: 0 ER: 0 SO: 0	H: 0 R: 0 ER: 0 SO: 0	H: 0 R: 0 ER: 0 SO: 0	H: 0 R: 0 ER: 0 SO: 0	H: 0 R: 0 ER: 0 SO: 0	H: 0 R: 0 ER: 0 SO: 0	H: 0 R: 0 ER: 0 SO: 0	H: 0 R: 0 ER: 0 SO: 0	H: 0 R: 0 ER: 0 SO: 0	WP: 0 HR: 0 S: 7	ERA: 0.00 WHIP: 0.500		
27 Jeff Karstens, R ERA: 3.27	IP: 5.0 WLS: L BF: 24 ERA: 3.27	H: 4 R: 3 ER: 3 SO: 3	H: 0 R: 0 ER: 0 SO: 0	H: 0 R: 0 ER: 0 SO: 0	H: 0 R: 0 ER: 0 SO: 0	H: 0 R: 0 ER: 0 SO: 0	H: 0 R: 0 ER: 0 SO: 0	H: 0 R: 0 ER: 0 SO: 0	H: 0 R: 0 ER: 0 SO: 0	H: 0 R: 0 ER: 0 SO: 0	H: 0 R: 0 ER: 0 SO: 0	H: 0 R: 0 ER: 0 SO: 0	H: 0 R: 0 ER: 0 SO: 0	H: 0 R: 0 ER: 0 SO: 0	H: 0 R: 0 ER: 0 SO: 0	H: 0 R: 0 ER: 0 SO: 0	WP: 0 HR: 0 S: 7	ERA: 0.00 WHIP: 0.500		
30 Chris Resop, R ERA: 3.0	IP: 2.0 WLS: 7 BF: 7 ERA: 3.0	H: 1 R: 0 ER: 0 SO: 0	H: 0 R: 0 ER: 0 SO: 0	H: 0 R: 0 ER: 0 SO: 0	H: 0 R: 0 ER: 0 SO: 0	H: 0 R: 0 ER: 0 SO: 0	H: 0 R: 0 ER: 0 SO: 0	H: 0 R: 0 ER: 0 SO: 0	H: 0 R: 0 ER: 0 SO: 0	H: 0 R: 0 ER: 0 SO: 0	H: 0 R: 0 ER: 0 SO: 0	H: 0 R: 0 ER: 0 SO: 0	H: 0 R: 0 ER: 0 SO: 0	H: 0 R: 0 ER: 0 SO: 0	H: 0 R: 0 ER: 0 SO: 0	H: 0 R: 0 ER: 0 SO: 0	WP: 0 HR: 0 S: 7	ERA: 0.00 WHIP: 0.000		
39 Jason Grilli, R ERA: 3.0	IP: 1.0 WLS: 3 BF: 3 ERA: 3.0	H: 3 R: 0 ER: 0 SO: 1	H: 0 R: 0 ER: 0 SO: 0	H: 0 R: 0 ER: 0 SO: 0	H: 0 R: 0 ER: 0 SO: 0	H: 0 R: 0 ER: 0 SO: 0	H: 0 R: 0 ER: 0 SO: 0	H: 0 R: 0 ER: 0 SO: 0	H: 0 R: 0 ER: 0 SO: 0	H: 0 R: 0 ER: 0 SO: 0	H: 0 R: 0 ER: 0 SO: 0	H: 0 R: 0 ER: 0 SO: 0	H: 0 R: 0 ER: 0 SO: 0	H: 0 R: 0 ER: 0 SO: 0	H: 0 R: 0 ER: 0 SO: 0	H: 0 R: 0 ER: 0 SO: 0	WP: 0 HR: 0 S: 7	ERA: 0.00 WHIP: 0.000		

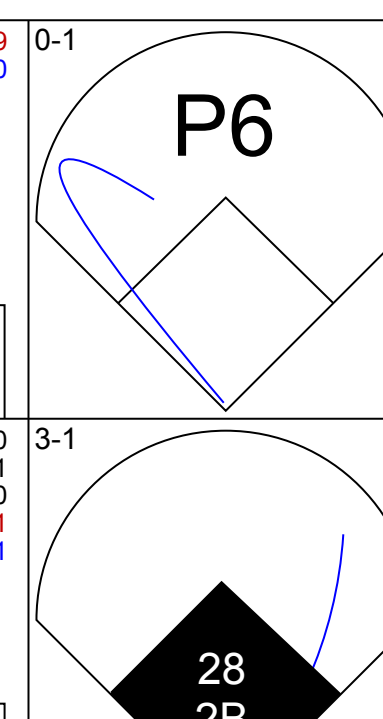
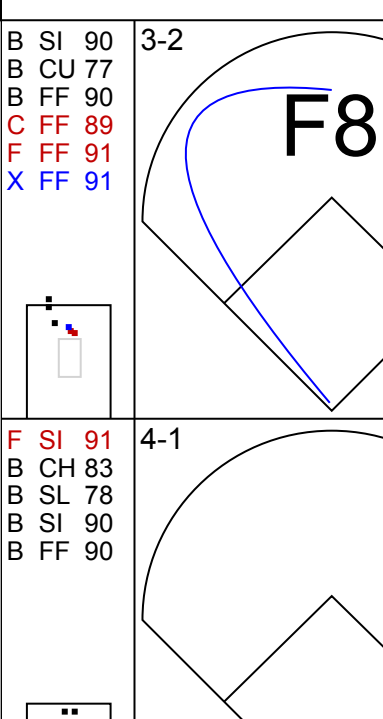
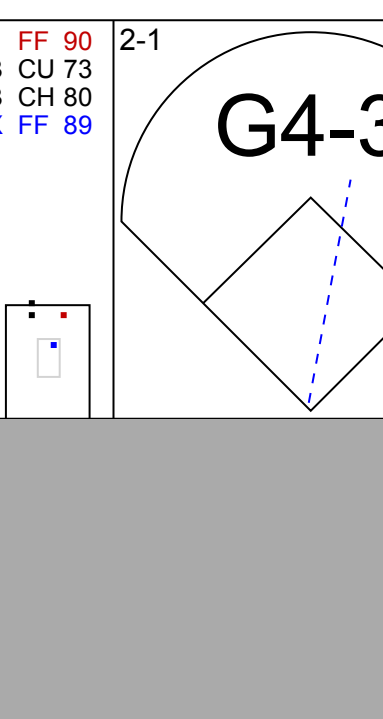
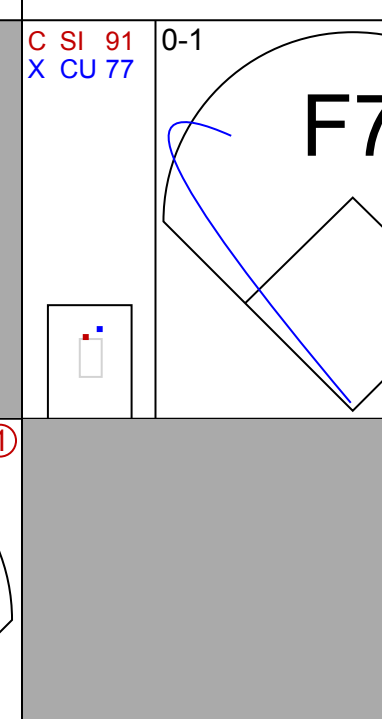
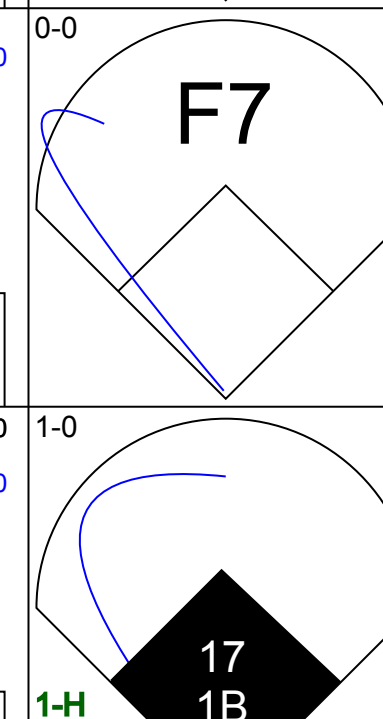
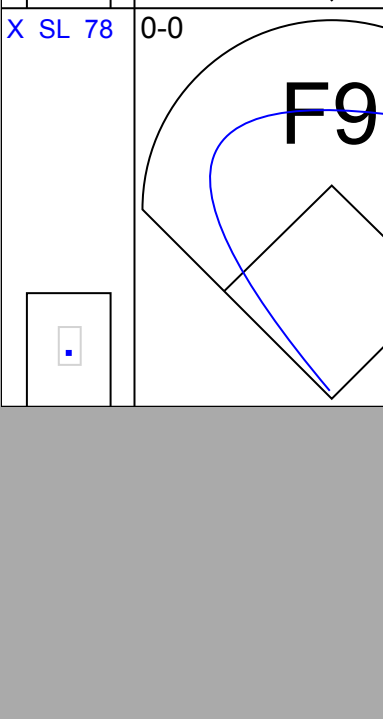
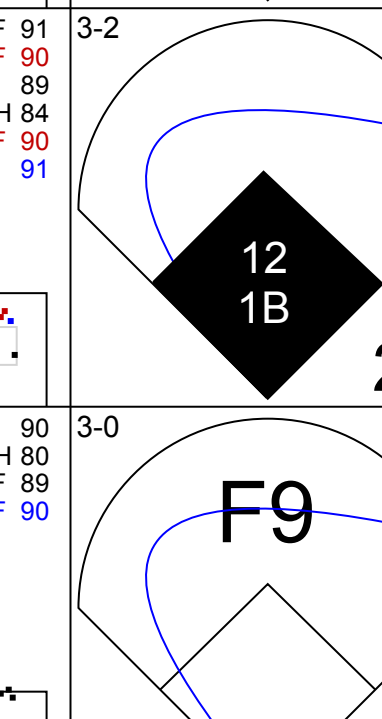
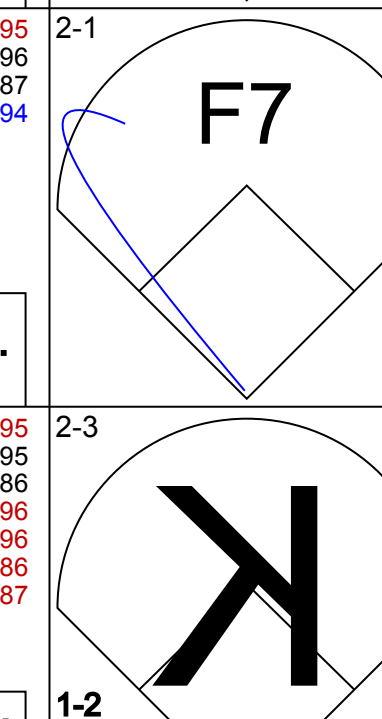
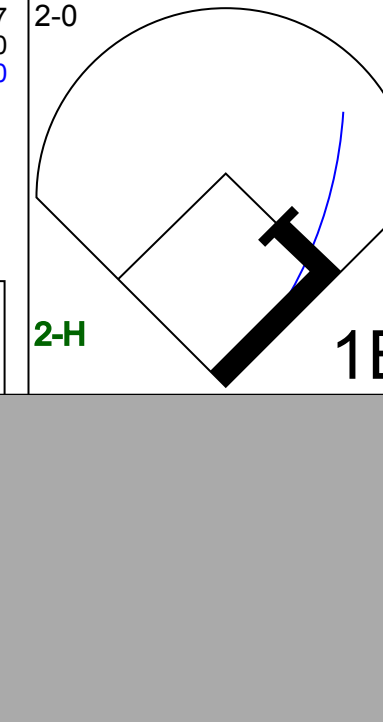

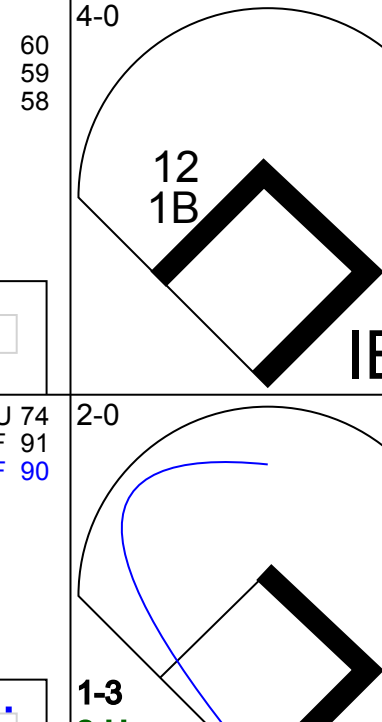
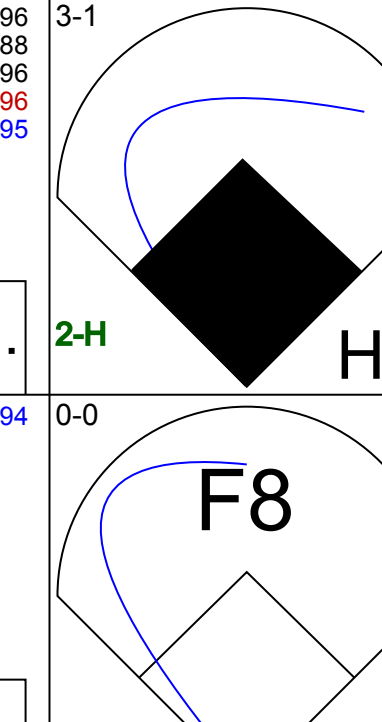

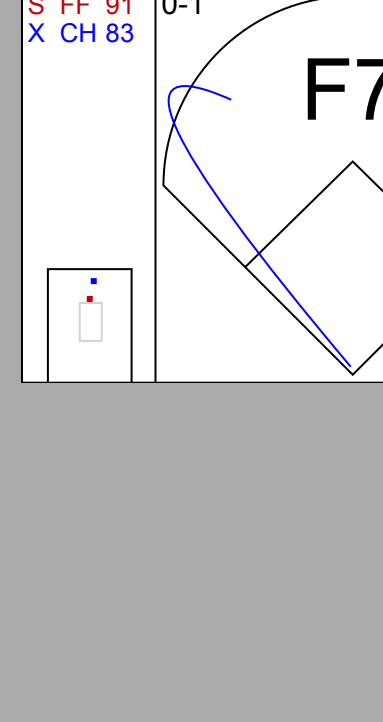
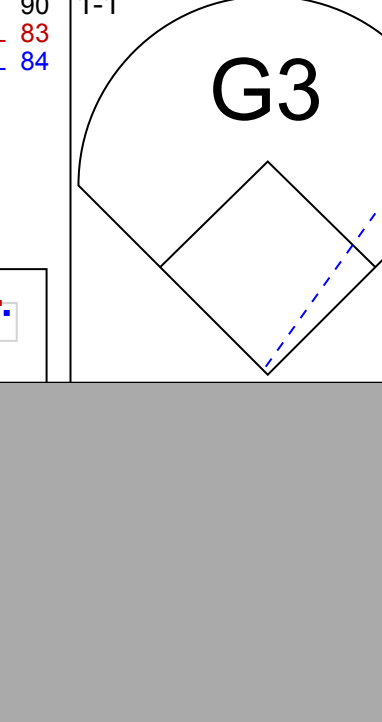

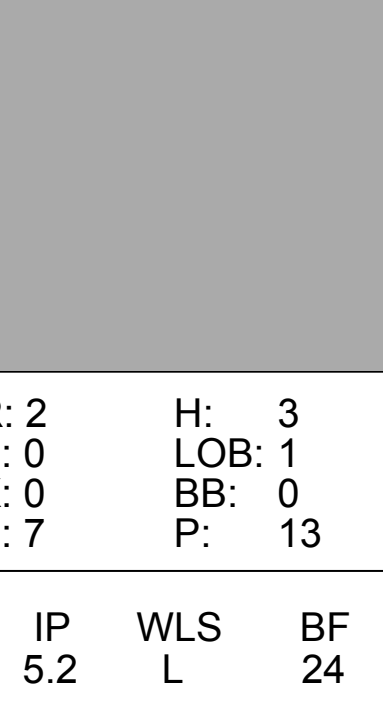
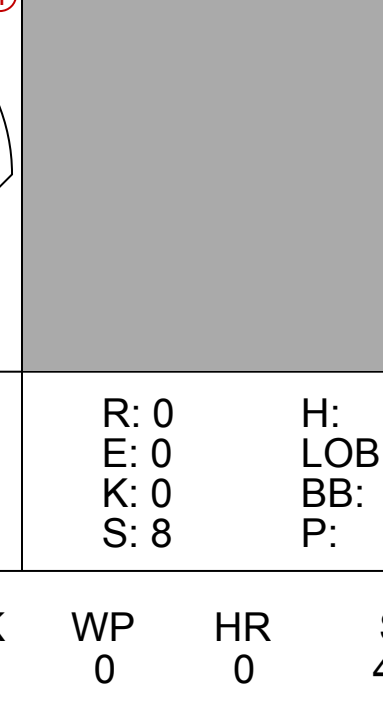
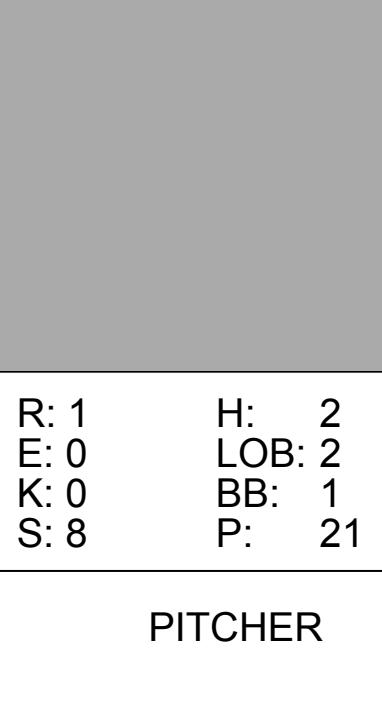

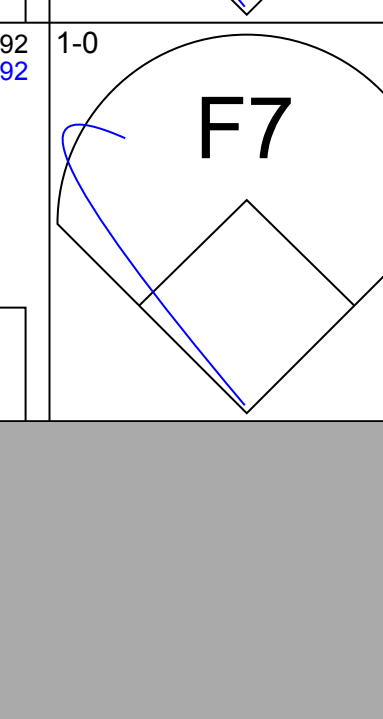



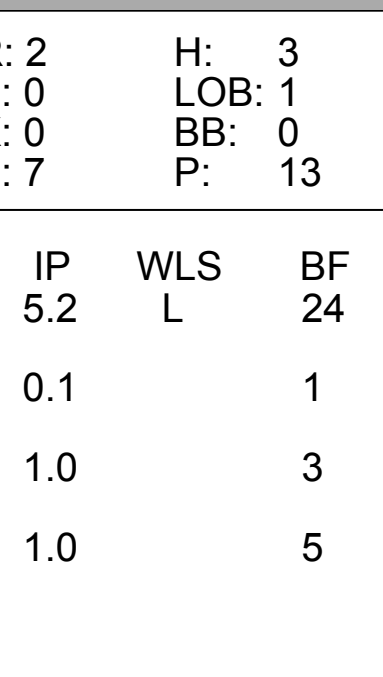
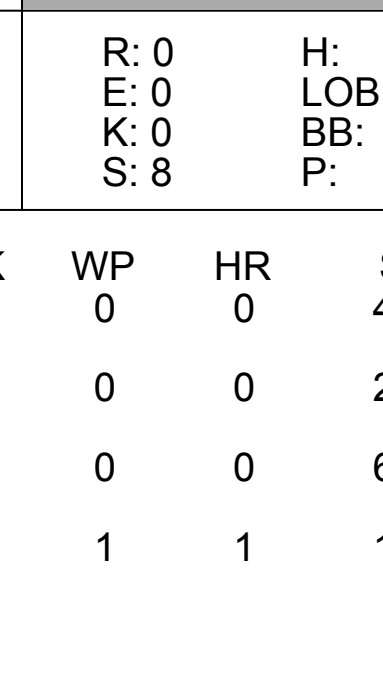
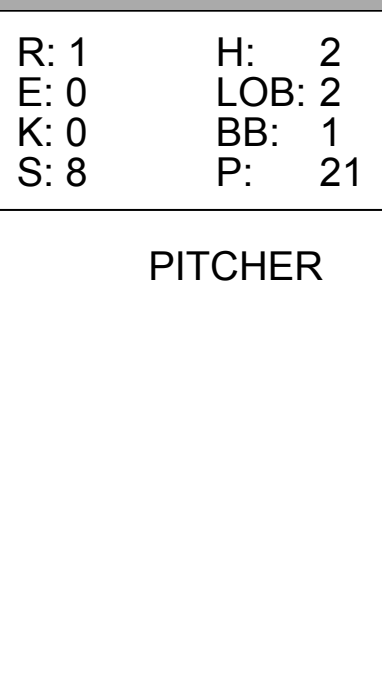


Batter	1	2	3	4	5	6	7	8	9	AB	R	H	RBI	BB	SO	LOB	TOP			
7 Alex Presley, L (1,7) OBP: 0.269, SLG: 0.269										4	0	0	0	0	2	1				
18 Neil Walker, S (1,4) OBP: 0.091, SLG: 0.048										3	0	0	0	0	2	0				
22 Andrew McCutchen, R (1,8) OBP: 0.429, SLG: 0.440										3	0	0	0	0	0	0				
14 Casey McGehee, R (1,3) OBP: 0.313, SLG: 0.563										3	0	0	0	0	1	0				
46 Garrett Jones, L (1,9) OBP: 0.143, SLG: 0.214										3	0	0	0	0	3	0				
26 Rod Barajas, R (1,2) OBP: 0.055, SLG: 0.118										3	0	0	0	0	0	0				
24 Pedro Alvarez, L (1,5)										3	0	0	0	0	3	0				
5 Josh Harrison, R (1,6) OBP: 0.250, SLG: 0.286										3	0	0	0	0	0	0				
53 James McDonald, L (1,1) OBP: 0.250, SLG: 0.250										2	0	1	0	0	0	0				
44 Tony Watson, L (6,1)										0	0	0	0	0	0	0				
47 Evan Meek, R (7,1)										0	0	0	0	0	0	0				
Joel Hanrahan, R (8,1)										0	0	0	0	0	0	0				
65 Matt Hague, R (9,PH) OBP: 0.111, SLG: 0.111										1	0	0	0	0	0	0				
Inning Stats	R: 0 E: 0 K: 2 S: 7	H: 0 LOB: 0 BB: 0 P: 11	R: 0 E: 0 K: 1 S: 6	H: 0 LOB: 0 BB: 0 P: 9	R: 0 E: 0 K: 1 S: 7	H: 0 LOB: 0 BB: 0 P: 10	R: 0 E: 0 K: 0 S: 9	H: 0 LOB: 0 BB: 0 P: 14	R: 0 E: 0 K: 2 S: 11	H: 1 LOB: 1 BB: 0 P: 17	R: 0 E: 0 K: 1 S: 7	H: 0 LOB: 0 BB: 0 P: 11	R: 0 E: 0 K: 2 S: 8	H: 0 LOB: 0 BB: 0 P: 10	R: 0 E: 0 K: 0 S: 7	H: 0 LOB: 0 BB: 0 P: 10	1B: 1 2B: 0 3B: 0 HR: 0	SF: 0 SAC: 0 DP: 0 HBP: 0	WP: 0 PB: 0 SB: 0 CS: 0	PA: 28
PITCHER 18 Matt Cain, R (1,1) ERA: 3.0	IP: 9.0 WLS: W BF: 28 H: 1 R: 0 ER: 0 SO: 11 BB: 0 IBB: 0 HBP: 0 BLK: 0 WP: 0 HR: 0 S: 73 P: 106 ERA: 0.00 WHIP: 0.111																			

Pittsburgh Pirates @ San Francisco Giants
AT&T Park, San Francisco, CA
Fri Apr 13 2012, 1:37 PM - 3:46 PM PDT
Att: 41,138 - Cloudy - 53 F

AB 28
R 0
H 1
RBI 0
BB 0
SO 11
LOB 1



Batter	1	2	3	4	5	6	7	8	9	AB	R	H	RBI	BB	SO	LOB	BOTTOM	
16 Angel Pagan, S (1,8) OBP: 0.172, SLG: 0.185										4	0	0	0	0	0	0		
53 Melky Cabrera, S (1,7) OBP: 0.469, SLG: 0.621										3	2	2	0	1	0	0		
48 Pablo Sandoval, S (1,5) OBP: 0.394, SLG: 0.667										4	1	1	0	0	0	3		
28 Buster Posey, R (1,2) OBP: 0.391, SLG: 0.500										3	1	1	1	1	1	2		
17 Aubrey Huff, L (1,3) OBP: 0.435, SLG: 0.556										3	1	2	3	1	0	1		
12 Nate Schierholz, L (1,9) OBP: 0.298, SLG: 0.769										4	0	2	1	0	0	1		
35 Brandon Crawford, L (1,6) OBP: 0.286, SLG: 0.462										3	0	0	0	0	0	4		
2 Emmanuel Burriss, S (1,4) OBP: 0.273, SLG: 0.273										3	0	0	0	0	0	0		
18 Matt Cain, R (1,1)										3	0	0	0	0	1	0		
Inning Stats	R: 2 E: 0 K: 0 S: 7	H: 3 LOB: 1 BB: 0 P: 13	R: 0 E: 0 K: 0 S: 6	H: 1 LOB: 0 BB: 0 P: 10	R: 0 E: 0 K: 0 S: 8	H: 0 LOB: 1 BB: 1 P: 18	R: 0 E: 0 K: 0 S: 8	H: 0 LOB: 0 BB: 1 P: 15	R: 0 E: 0 K: 0 S: 8	H: 2 LOB: 2 BB: 1 P: 21	R: 0 E: 0 K: 0 S: 6	H: 0 LOB: 0 BB: 0 P: 8	R: 2 E: 0 K: 1 S: 13	H: 2 LOB: 0 BB: 0 P: 21	1B: 5 2B: 2 3B: 0 HR: 1	SF: 0 SAC: 0 DP: 0 HBP: 0	WP: 1 PB: 0 SB: 1 CS: 1	PA: 33
PITCHER 53 James McDonald, R (1,1) ERA: 3.86	IP: 5.2 WLS: L BF: 24 H: 6 R: 3 ER: 3 SO: 3 BB: 2 IBB: 0 HBP: 0 BLK: 0 WP: 0 HR: 0 S: 43 P: 88 ERA: 4.76 WHIP: 1.412																	
44 Tony Watson, L (6,1) ERA: 5.4	0.1	1	0	0	0	0	0	0	0	2	3	0.00	0.000					
47 Evan Meek, R (7,1) ERA: 3.0	1.0	3	0	0	0	0	0	0	0	6	8	0.00	0.000					
Joel Hanrahan, R (8,1) ERA: 6.0	1.0	5	2	2	2	1	0	0	0	1	1	13	21	18.00	2.000			

Pittsburgh Pirates @ San Francisco Giants
AT&T Park, San Francisco, CA
Fri Apr 13 2012, 1:37 PM - 3:46 PM PDT
Att: 41,138 - Cloudy - 53 F

AB 30
R 5
H 8
RBI 5
BB 3
SO 2
LOB 11



Batter	1	2	3	4	5	6	7	8	9	AB	R	H	RBI	BB	SO	LOB	TOP			
7 Alex Presley, L (1, 7) OBP: 0.306, SLG: 0.277										3	0	1	0	1	1	0	Pittsburgh Pirates @ Arizona Diamondbacks Chase Field, Phoenix, AZ Wed Apr 18 2012, 12:43 PM - 3:30 PM MST Att: 18,368 - Sunny - 84 F			
12 Clint Barmes, R (1, 6) OBP: 0.195, SLG: 0.194										3	1	1	0	0	0	1				
22 Andrew McCutchen, R (1, 8) OBP: 0.460, SLG: 0.444										3	0	2	0	1	1	1				
18 Neil Walker, S (1, 4) OBP: 0.279, SLG: 0.244										4	0	1	1	0	0	4				
14 Casey McGehee, R (1, 3) OBP: 0.290, SLG: 0.419										4	0	0	0	0	0	2				
46 Garrett Jones, L (1, 9) OBP: 0.269, SLG: 0.577										3	0	0	0	0	0	1				
31 Jose Tabata, R (7, 9) OBP: 0.158, SLG: 0.111										1	0	0	0	0	1	0				
24 Pedro Alvarez, L (1, 5) OBP: 0.107, SLG: 0.296										3	1	1	1	1	1	0				
55 Michael McKenry, R (1, 2) OBP: 0.467, SLG: 0.545										4	0	1	0	0	1	2				
53 James McDonald, L (1, 1) OBP: 0.205, SLG: 0.200										1	0	0	0	0	0	0				
2 Nate McLouth, L (5, PH) OBP: 0.286, SLG: 0.280										1	0	0	0	0	0	2				
5 Josh Harrison, R (8, PH) OBP: 0.165, SLG: 0.234										0	0	0	0	0	0	0				
44 Tony Watson, L (8, 1)										0	0	0	0	0	0	0				
37 Juan Cruz, R (9, 1)										0	0	0	0	0	0	0				
Inning Stats	R: 0 H: 0 E: 0 K: 0 S: 13	H: 0 R: 0 ER: 0 LOB: 1 BB: 2 P: 24	R: 0 H: 0 E: 0 K: 1 S: 8	H: 0 R: 0 ER: 0 LOB: 0 BB: 0 P: 10	R: 0 H: 1 E: 0 K: 0 S: 5	H: 1 R: 0 ER: 0 LOB: 0 BB: 0 P: 6	R: 0 H: 1 E: 0 K: 0 S: 5	H: 0 R: 0 ER: 1 LOB: 2 BB: 1 P: 17	R: 0 H: 1 E: 0 K: 1 S: 7	H: 1 R: 0 ER: 0 LOB: 0 BB: 0 P: 9	R: 1 H: 1 E: 0 K: 2 S: 8	H: 1 R: 0 ER: 0 LOB: 0 BB: 0 P: 13	R: 1 H: 3 E: 0 K: 1 S: 12	H: 0 R: 0 ER: 0 LOB: 0 BB: 0 P: 17	R: 0 H: 0 E: 0 K: 1 S: 8	H: 0 R: 0 ER: 0 LOB: 0 BB: 0 P: 13	1B: 6 2B: 0 3B: 0 HR: 1	SF: 0 SAC: 1 DP: 3 HBP: 0	WP: 0 PB: 0 SB: 1 CS: 0	PA: 35
PITCHER	IP WLS BF H R ER SO BB IBB HBP BLK WP HR S P ERA WHIP																			
41 Daniel Hudson, R (1, 1) ERA: 6.0	7.2 L 30 6 2 2 5 3 0 0 0 0 0 1 67 97 2.35 1.174																			
30 David Hernandez, R (8, 1) ERA: 4.29	0.1 2 1 0 0 0 0 0 0 0 0 0 2 5 0.00 3.000																			
29 Brad Ziegler, R (9, 1) ERA: 1.8	1.0 3 0 0 0 1 0 0 0 0 0 0 8 13 0.00 0.000																			

Batter	1	2	3	4	5	6	7	8	9	AB	R	H	RBI	BB	SO	LOB	BOTTOM			
18 Willie Bloomquist, R (1, 6) OBP: 0.275, SLG: 0.410										4	1	1	0	0	2	0	Pittsburgh Pirates @ Arizona Diamondbacks Chase Field, Phoenix, AZ Wed Apr 18 2012, 12:43 PM - 3:30 PM MST Att: 18,368 - Sunny - 84 F			
2 Aaron Hill, R (1, 4) OBP: 0.333, SLG: 0.512										4	0	2	0	0	0	1				
13 Jason Kubel, L (1, 9) OBP: 0.324, SLG: 0.303										4	0	2	1	0	1	2				
26 Miguel Montero, L (1, 2) OBP: 0.404, SLG: 0.436										2	0	1	0	2	0	1				
10 Justin Upton, R (9, PR) OBP: 0.350, SLG: 0.273										0	0	0	0	0	0	0				
14 Ryan Roberts, R (1, 5) OBP: 0.286, SLG: 0.318										4	0	0	0	0	1	5				
37 Lyle Overbay, L (1, 3) OBP: 0.300, SLG: 0.500										4	0	0	0	0	1	3				
11 AJ Pollock, R (1, 8) ERA: 4.29										3	0	0	0	1	0	1				
8 Gerardo Parra, L (1, 7) OBP: 0.296, SLG: 0.360										2	0	0	0	1	0	0				
41 Daniel Hudson, R (1, 1) ERA: 6.0										3	0	0	0	0	2	1				
30 David Hernandez, R (8, 1) ERA: 4.29										0	0	0	0	0	0	0				
29 Brad Ziegler, R (9, 1) ERA: 1.8										0	0	0	0	0	0	0				
Inning Stats	R: 1 H: 2 E: 0 K: 0 S: 17	H: 2 R: 0 ER: 0 LOB: 2 BB: 1 P: 33	R: 0 H: 0 E: 0 K: 1 S: 10	H: 0 R: 0 ER: 0 LOB: 0 BB: 0 P: 16	R: 0 H: 1 E: 0 K: 1 S: 14	H: 1 R: 0 ER: 0 LOB: 1 BB: 0 P: 20	R: 0 H: 0 E: 0 K: 0 S: 5	H: 0 R: 0 ER: 0 LOB: 0 BB: 0 P: 10	R: 0 H: 1 E: 0 K: 1 S: 5	H: 1 R: 0 ER: 0 LOB: 1 BB: 1 P: 12	R: 0 H: 0 E: 0 K: 2 S: 9	H: 0 R: 0 ER: 0 LOB: 0 BB: 2 P: 17	R: 0 H: 1 E: 0 K: 0 S: 10	H: 1 R: 0 ER: 0 LOB: 0 BB: 0 P: 16	R: 0 H: 1 E: 0 K: 1 S: 10	H: 1 R: 0 ER: 0 LOB: 0 BB: 0 P: 16	1B: 4 2B: 0 3B: 2 HR: 0	SF: 0 SAC: 0 DP: 2 HBP: 0	WP: 0 PB: 0 SB: 0 CS: 1	PA: 34
PITCHER	IP WLS BF H R ER SO BB IBB HBP BLK WP HR S P ERA WHIP																			
53 James McDonald, R (1, 1) ERA: 3.45	4.0 W 11 1 0 0 4 2 1 0 0 0 0 23 40 0.00 1.000																			
32 Brad Lincoln, R (5, 1) ERA: 1.5	3.0 W 11 1 0 0 4 2 1 0 0 0 0 23 40 0.00 1.000																			
30 Chris Resop, R (8, 1) ERA: 1.5	0.1 H 2 1 0 0 0 0 0 0 0 0 0 7 11 0.00 3.000																			
44 Tony Watson, L (8, 1) ERA: 1.59	0.2 H 1 0 0 0 0 0 0 0 0 0 0 3 5 0.00 0.000																			
37 Juan Cruz, R (9, 1) ERA: 1.8	1.0 S 4 1 0 0 1 0 0 0 0 0 0 10 16 0.00 1.000																			

AB 31
R 2
H 7
RBI 2
BB 3
SO 6
LOB 14



AB 30
R 1
H 6
RBI 1
BB 4
SO 7
LOB 14



Batter	1	2	3	4	5	6	7	8	9	AB	R	H	RBI	BB	SO	LOB	TOP										
15 Rafael Furcal, S OBP: 0.397, SLG: 0.508										4	0	1	1	1	1	1											
13 Matt Carpenter, L OBP: 0.333, SLG: 0.581										3	0	0	0	2	1	2											
7 Matt Holliday, R OBP: 0.227, SLG: 0.375										5	0	1	0	0	0	5											
3 Carlos Beltrán, S OBP: 0.448, SLG: 0.653										4	1	2	1	0	0	2											
23 David Freese, R OBP: 0.404, SLG: 0.591										4	0	1	0	0	1	5											
4 Yadier Molina, R OBP: 0.380, SLG: 0.644										4	0	1	1	0	1	2											
55 Skip Schumaker, L OBP: 0.294, SLG: 0.200										0	0	0	0	0	0	0	AB 36										
44 Erik Komatsu, L OBP: 0.294, SLG: 0.200										4	0	0	0	0	0	2	R 4										
33 Daniel Descalso, L OBP: 0.304, SLG: 0.350										4	1	1	1	0	1	2	H 8										
31 Lance Lynn, S OBP: 0.375, SLG: 0.375										3	1	1	0	0	1	0	RBI 4										
41 Mitchell Boggs, R OBP: 0.375, SLG: 0.625										0	0	0	0	0	0	0	BB 3										
43 Shane Robinson, R OBP: 0.375, SLG: 0.625										1	1	0	0	0	0	0	SO 6										
30 Jason Motte, R OBP: 0.375, SLG: 0.625										0	0	0	0	0	0	0	LOB 21										
Inning Stats	R: 0 E: 0 K: 1 S: 6	H: 0 LOB: 0 BB: 1 P: 10	R: 1 E: 2 K: 2 S: 19	H: 1 LOB: 1 BB: 0 P: 27	R: 0 E: 1 K: 2 S: 15	H: 0 LOB: 2 BB: 1 P: 25	R: 0 E: 0 K: 1 S: 10	H: 1 LOB: 1 BB: 0 P: 15	R: 1 E: 0 K: 0 S: 9	H: 2 LOB: 2 BB: 1 P: 16	R: 0 E: 0 K: 0 S: 4	H: 0 LOB: 0 BB: 0 P: 5	R: 0 E: 0 K: 0 S: 4	H: 0 LOB: 0 BB: 0 P: 5	R: 0 E: 0 K: 0 S: 9	H: 2 LOB: 1 BB: 0 P: 12	R: 2 E: 1 K: 0 S: 9	H: 2 LOB: 0 BB: 0 P: 17	1B: 5 2B: 2 3B: 0 HR: 1	SF: 0 SAC: 0 DP: 2 HBP: 0	WP: 0 PB: 0 SB: 0 CS: 0	PA: 39					
PITCHER	IP WLS BF H R ER SO BB IBB HBP BLK WP HR S P ERA WHIP	5.0 L 23 4 2 1 6 3 0 0 0 0 0 0 59 93 1.80 1.400	1.0 3 0 0 0 0 0 0 0 0 0 0 4 5 0.00 0.000	3.0 13 4 2 1 0 0 0 0 0 0 0 1 22 34 3.00 1.333	PITCHER										IP WLS BF H R ER SO BB IBB HBP BLK WP HR S P ERA WHIP												
50 Charlie Morton, R ERA: 3.6											5.0	L	23	4	2	1	6	3	0	0	0	0	0	59	93	1.80	1.400
47 Evan Meek, R ERA: 4.5											1.0		3	0	0	0	0	0	0	0	0	0	0	4	5	0.00	0.000
48 Jared Hughes, R ERA: 2.08											3.0		13	4	2	1	0	0	0	0	0	0	1	22	34	3.00	1.333

St. Louis Cardinals @ Pittsburgh Pirates
PNC Park, Pittsburgh, PA
Fri Apr 20 2012, 7:09 PM - 9:45 PM EDT
Att: 23,509 - Partly Cloudy - 78 F

AB 36
R 4
H 8
RBI 4
BB 3
SO 6
LOB 21



Batter	1	2	3	4	5	6	7	8	9	AB	R	H	RBI	BB	SO	LOB	BOTTOM									
7 Alex Presley, L OBP: 0.302, SLG: 0.333										4	1	1	1	0	0	1										
31 Jose Tabata, R OBP: 0.190, SLG: 0.150										4	0	2	0	0	0	1										
22 Andrew McCutchen, R OBP: 0.426, SLG: 0.498										4	0	0	0	0	0	3										
18 Neil Walker, S OBP: 0.283, SLG: 0.233										2	0	0	0	1	0	2										
46 Garrett Jones, L OBP: 0.276, SLG: 0.552										3	0	1	0	0	1	1										
26 Rod Barajas, R OBP: 0.125, SLG: 0.133										3	0	0	0	0	0	1										
24 Pedro Alvarez, L OBP: 0.097, SLG: 0.267										3	0	0	0	0	2	0										
12 Clint Barmes, R OBP: 0.146, SLG: 0.179										3	0	0	0	0	2	0										
50 Charlie Morton, R ERA: 1.42											7.0	W	23	4	1	1	4	1	0	0	0	0	55	88	1.29	0.714
41 Mitchell Boggs, R ERA: 1.13											1.0	H	3	0	0	0	2	0	0	0	0	0	7	7	0.00	0.000
30 Jason Motte, R ERA: 1.5											1.0	S	4	0	0	0	0	1	0	0	0	0	15	23	0.00	1.000
Inning Stats	R: 1 E: 0 K: 0 S: 8	H: 2 LOB: 0 BB: 0 P: 13	R: 0 E: 0 K: 1 S: 8	H: 0 LOB: 0 BB: 0 P: 11	R: 0 E: 0 K: 1 S: 9	H: 0 LOB: 0 BB: 0 P: 12	R: 0 E: 0 K: 0 S: 9	H: 1 LOB: 0 BB: 0 P: 12	R: 0 E: 0 K: 1 S: 7	H: 0 LOB: 0 BB: 0 P: 10	R: 0 E: 0 K: 1 S: 9	H: 0 LOB: 1 BB: 1 P: 20	R: 0 E: 0 K: 2 S: 7	H: 0 LOB: 0 BB: 0 P: 7	R: 0 E: 0 K: 0 S: 15	H: 0 LOB: 1 BB: 1 P: 23	1B: 3 2B: 0 3B: 0 HR: 1	SF: 0 SAC: 0 DP: 2 HBP: 0	WP: 0 PB: 0 SB: 0 CS: 1	PA: 30						
PITCHER	IP WLS BF H R ER SO BB IBB HBP BLK WP HR S P ERA WHIP	7.0 W 23 4 1 1 4 1 0 0 0 0 0 7 7 0.00 0.000	1.0 H 3 0 0 0 2 0 0 0 0 0 0 0 7 7 0.00 0.000	1.0 S 4 0 0 0 0 1 0 0 0 0 0 0 15 23 0.00 1.000	PITCHER										IP WLS BF H R ER SO BB IBB HBP BLK WP HR S P ERA WHIP											
31 Lance Lynn, R ERA: 1.42											7.0	W	23	4	1	1	4	1	0	0	0	0	55	88	1.29	0.714
41 Mitchell Boggs, R ERA: 1.13											1.0	H	3	0	0	0	2	0	0	0	0	0	7	7	0.00	0.000
30 Jason Motte, R ERA: 1.5											1.0	S	4	0	0	0	0	1	0	0	0	0	15	23	0.00	1.000

St. Louis Cardinals @ Pittsburgh Pirates
PNC Park, Pittsburgh, PA
Fri Apr 20 2012, 7:09 PM - 9:45 PM EDT
Att: 23,509 - Partly Cloudy - 78 F

AB 28
R 1
H 4
RBI 1
BB 2
SO 6
LOB 9




Batter	1	2	3	4	5	6	7	8	9	AB	R	H	RBI	BB	SO	LOB	TOP								
15 Rafael Furcal, S OBP: 0.394, SLG: 0.492	1-0 7 BB 13 1B BB		1-1 F7			3-1 G3		1-0 SH1-4		2	0	0	0	1	0	0									
13 Matt Carpenter, L OBP: 0.350, SLG: 0.571	0-1 7 BB 1B		2-0 L4			0-0 1B		1-3 K		4	0	2	0	0	1	2									
7 Matt Holliday, R OBP: 0.229, SLG: 0.358	4-1 BB		2-3 K			0-3 K		0-3 K		3	0	0	0	1	3	3									
3 Carlos Beltrán, S OBP: 0.419, SLG: 0.604	1-3 K			0-3 K		0-1 G4-3		0-3 K		4	0	0	0	0	3	4									
23 David Freese, R OBP: 0.392, SLG: 0.553	1-3 K			0-1 L9		0-0 G6-3		4-1 43 FC5 4 BB BB		3	0	0	0	1	1	3									
4 Yadier Molina, R OBP: 0.370, SLG: 0.604	0-2 L6			0-1 F8		1-1 G5-3		4-1 43 FC5 BB		3	0	0	0	1	0	3									
19 Jon Jay, L OBP: 0.391, SLG: 0.535								1-2 BB		0	0	0	0	0	0	0									
33 Daniel Descalso, L OBP: 0.306, SLG: 0.349	0-3 K			2-2 43 G4-6-3 1B		0-0 G4-3		3-2 K		3	0	1	0	0	1	0									
59 Fernando Salas, R										0	0	0	0	0	0	0									
34 Marc Rzepczynski, L										0	0	0	0	0	0	0									
44 Erik Komatsu, L OBP: 0.279, SLG: 0.188										1	0	0	0	0	1	2									
43 Shane Robinson, R OBP: 0.350, SLG: 0.550	0-0 G4-3			0-0 G4-6-3		1-1 SH1-4 27 1B 1B		0-0 FC5		4	0	1	0	0	0	3									
35 Jake Westbrook, R OBP: 0.143, SLG: 0.143	1-1 G6-3			1-3 K		2-2 15 SH1-4 1B				2	0	0	0	0	1	0									
27 Tyler Greene, R OBP: 0.300, SLG: 0.370										1	0	1	0	0	0	0									
Inning Stats	R: 0 E: 0 K: 2 S: 14	H: 1 LOB: 3 BB: 2 P: 24	R: 0 E: 0 K: 1 S: 6	H: 0 LOB: 0 BB: 0 P: 7	R: 0 E: 0 K: 1 S: 7	H: 0 LOB: 0 BB: 0 P: 12	R: 0 E: 0 K: 1 S: 7	H: 0 LOB: 0 BB: 0 P: 7	R: 0 E: 0 K: 1 S: 7	H: 1 LOB: 0 BB: 0 P: 10	R: 0 E: 0 K: 1 S: 8	H: 1 LOB: 1 BB: 0 P: 11	R: 0 E: 0 K: 0 S: 4	H: 0 LOB: 0 BB: 0 P: 5	R: 0 E: 0 K: 2 S: 15	H: 2 LOB: 2 BB: 2 P: 20	R: 0 E: 0 K: 2 S: 9	H: 0 LOB: 2 BB: 2 P: 20	1B: 5 2B: 0 3B: 0 HR: 0	SF: 0 SAC: 1 DP: 1 HBP: 0	WP: 0 PB: 0 SB: 0 CS: 0	PA: 35			
PITCHER	IP	WLS	BF	H	R	ER	SO	BB	IBB	HBP	BLK	WP	HR	S	P	ERA	WHIP								
34 A.J. Burnett, R ERA: 0.00	7.0	W	25	3	0	0	7	2	0	0	0	0	0	53	76	0.00	0.714								
37 Juan Cruz, R ERA: 1.5	0.1	H	3	2	0	0	0	0	0	0	0	0	0	7	11	0.00	6.000								
44 Tony Watson, L ERA: 1.5	0.1	H	1	0	0	0	1	0	0	0	0	0	0	3	4	0.00	0.000								
39 Jason Grilli, R ERA: 2.84	0.1	H	1	0	0	0	1	0	0	0	0	0	0	5	5	0.00	0.000								
Joel Hanrahan, R ERA: 3.6	1.0	S	5	0	0	0	2	2	0	0	0	0	0	9	20	0.00	2.000								

St. Louis Cardinals @ Pittsburgh Pirates
PNC Park, Pittsburgh, PA
Sat Apr 21 2012, 7:08 PM - 9:48 PM EDT
Att: 25,218 - Drizzzie - 45 F

livebaseballscorecards.com

AB 30
R 0
H 5
RBI 0
BB 4
SO 11
LOB 20



Batter	1	2	3	4	5	6	7	8	9	AB	R	H	RBI	BB	SO	LOB	BOTTOM								
7 Alex Presley, L OBP: 0.298, SLG: 0.327	0-3 K		0-0 G1-3			3-2 G5-3		2-2 31 S 1B		4	0	1	0	0	1	2									
31 Jose Tabata, R OBP: 0.196, SLG: 0.140	2-2 G1		3-3 K			0-0 B2-3		4-2 22 CS BB		3	0	0	0	1	1	2									
22 Andrew McCutchen, R OBP: 0.431, SLG: 0.434	0-2 L5			2-1 18 1B 24 1B 1B		2-1 14 FC6-4 24 1B 2B		2-2 CS		4	2	2	0	0	0	0									
18 Neil Walker, S OBP: 0.300, SLG: 0.239	2-2 G3			1-0 24 1B 1B		4-0 14 FC6-4 BB		0-1 E8		3	0	1	0	1	0	0									
14 Casey McGehee, R OBP: 0.278, SLG: 0.371	3-2 G1-3			2-3 K		1-0 FC6-4 24 1B		3-1 L9		4	0	0	0	0	1	5									
24 Pedro Alvarez, L OBP: 0.143, SLG: 0.294	2-1 G4-3			2-2 12 G6-4-3 1B		2-1 12 FC6-4 1B		0-0 F8		4	0	2	2	0	0	1									
12 Clint Barmes, R OBP: 0.136, SLG: 0.167	0-2 L9		0-2 L9		0-0 G6-4-3		0-1 FC6-4			3	0	0	0	0	0	4									
26 Rod Barajas, R OBP: 0.143, SLG: 0.152	0-2 7 G1-3 34 BB 1B			1-3 K		2-0 F7				3	0	1	0	0	1	0									
34 A.J. Burnett, R ERA: 1.31	0.1	H	1	0	0	0	0	0	0	0	0	0	0	0	0	0									
2 Nate McLouth, L OBP: 0.267, SLG: 0.231										1	0	0	0	0	1	0									
37 Juan Cruz, R										0	0	0	0	0	0	0									
44 Tony Watson, L										0	0	0	0	0	0	0									
39 Jason Grilli, R										0	0	0	0	0	0	0									
Joel Hanrahan, R										0	0	0	0	0	0	0									
Inning Stats	R: 0 E: 0 K: 1 S: 10	H: 0 LOB: 0 BB: 0 P: 12	R: 0 E: 0 K: 0 S: 8	H: 0 LOB: 0 BB: 0 P: 15	R: 0 E: 0 K: 1 S: 11	H: 1 LOB: 2 BB: 1 P: 18	R: 1 E: 0 K: 1 S: 10	H: 3 LOB: 1 BB: 0 P: 17	R: 0 E: 0 K: 2 S: 12	H: 0 LOB: 0 BB: 0 P: 16	R: 1 E: 0 K: 0 S: 8	H: 2 LOB: 2 BB: 1 P: 17	R: 0 E: 0 K: 1 S: 16	H: 1 LOB: 1 BB: 1 P: 29	R: 0 E: 1 K: 0 S: 6	H: 0 LOB: 1 BB: 0 P: 9	1B: 6 2B: 1 3B: 0 HR: 0	SF: 0 SAC: 0 DP: 1 HBP: 0	WP: 0 PB: 0 SB: 1 CS: 1	PA: 34					
PITCHER	IP	WLS	BF	H	R	ER	SO	BB	IBB	HBP	BLK	WP	HR	S	P	ERA	WHIP								
35 Jake Westbrook, R ERA: 1.31	6.2	L	28	7	2	2	6	2	0	0	0	0	0	70	113	2.70	1.350								
59 Fernando Salas, R ERA: 4.5	1.0		4	0	0	0	0	1	0	0	0	0	0	10	19	0.00	1.000								
34 Marc Rzepczynski, L ERA: 2.7	0.1		1	0	0	0	0	0	0	0	0	0	0	1	1	0.00	0.000								

St. Louis Cardinals @ Pittsburgh Pirates
PNC Park, Pittsburgh, PA
Sat Apr 21 2012, 7:08 PM - 9:48 PM EDT
Att: 25,218 - Drizzzie - 45 F

livebaseballscorecards.com

AB 30
R 2
H 7
RBI 2
BB 3
SO 6
LOB 14



Batter	1	2	3	4	5	6	7	8	9	AB R H RBI BB SO LOB	TOP																	
19 Marco Scutaro, R OBP: 0.297, SLG: 0.276										4 1 1 0 0 0 0	Colorado Rockies @ Pittsburgh Pirates PNC Park, Pittsburgh, PA Tue Apr 24 2012, 7:08 PM - 10:04 PM EDT Att: 10,484 - Partly Cloudy - 55 F																	
Dexter Fowler, S OBP: 0.321, SLG: 0.408										4 1 1 0 0 1 1																		
5 Carlos González, L OBP: 0.328, SLG: 0.500										4 2 3 4 0 1 0																		
2 Troy Tulowitzki, R OBP: 0.373, SLG: 0.483										4 0 1 0 0 1 1																		
17 Todd Helton, L OBP: 0.304, SLG: 0.480										4 0 0 0 0 0 1																		
3 Michael Cuddyer, R OBP: 0.344, SLG: 0.593										4 0 0 0 0 0 1																		
55 Ramon Hernández, R OBP: 0.286, SLG: 0.488										3 0 0 0 0 1 0																		
10 Chris Nelson, R OBP: 0.314, SLG: 0.304										3 0 0 0 0 1 1																		
50 Jamie Moyer, L 49 Rex Brothers, L 30 Josh Roenicke, R 1 Eric Young Jr., S 34 Matt Belisle, R 51 Matt Reynolds, L										2 0 0 0 0 0 2 0 0 0 0 0 0 0 0 0 0 0 0 0 0 1 0 0 0 0 1 0 0 0 0 0 0 0 0 0 0 0 0 0 0 0																		
Inning Stats	R: 2 H: 3 E: 0 K: 0 S: 17	H: 3 LOB: 1 BB: 0 P: 28	R: 0 H: 0 E: 0 K: 1 S: 9	H: 0 LOB: 0 BB: 0 P: 15	R: 0 H: 1 E: 0 K: 0 S: 8	H: 1 LOB: 1 BB: 0 P: 14	R: 0 H: 0 E: 0 K: 0 S: 5	H: 0 LOB: 0 BB: 0 P: 8	R: 0 H: 0 E: 0 K: 2 S: 10	H: 0 LOB: 0 BB: 0 P: 16		R: 0 H: 0 E: 0 K: 1 S: 9	H: 0 LOB: 1 BB: 0 P: 14	R: 2 H: 2 E: 0 K: 2 S: 16	H: 2 LOB: 0 BB: 0 P: 24	R: 0 H: 0 E: 0 K: 1 S: 12	H: 0 LOB: 0 BB: 0 P: 16	1B: 3 2B: 1 HR: 2	SF: 0 SAC: 0 HBP: 1	WP: 0 PB: 0 SB: 0 CS: 0	PA: 34							
PITCHER	IP WLS BF H R ER SO BB IBB HBP BLK WP HR S P ERA WHIP											IP WLS BF H R ER SO BB IBB HBP BLK WP HR S P ERA WHIP																
29 Kevin Correia, R ERA: 2.0	6.0	22	4	2	2	4	0	0	0	0	0	0	0	1	57	93	3.00	0.667										
37 Juan Cruz, R ERA: 2.0	7.1	1.0	4	0	0	1	0	0	1	0	0	0	0	9	14	0.00	0.000											
39 Jason Grilli, R ERA: 3.86	8.1	0.2	H	3	1	1	2	0	0	0	0	0	0	10	16	13.50	1.500											
44 Tony Watson, L ERA: 2.84	8.1	0.1	W	2	1	1	0	0	0	0	0	0	1	6	8	27.00	3.000											
Joel Hanrahan, R ERA: 3.0	9.1	1.0	S	3	0	0	1	0	0	0	0	0	0	12	16	0.00	0.000											

AB	33
R	4
H	6
RBI	4
BB	0
SO	8
LOB	5



Batter	1	2	3	4	5	6	7	8	9	AB R H RBI BB SO LOB	BOTTOM											
7 Alex Presley, L OBP: 0.311, SLG: 0.373										4 2 2 0 0 0 0	Colorado Rockies @ Pittsburgh Pirates PNC Park, Pittsburgh, PA Tue Apr 24 2012, 7:08 PM - 10:04 PM EDT Att: 10,484 - Partly Cloudy - 55 F											
31 Jose Tabata, R OBP: 0.241, SLG: 0.216										4 1 2 0 0 0 2												
22 Andrew McCutchen, R OBP: 0.388, SLG: 0.493										5 0 1 3 0 0 3												
14 Casey McGehee, R OBP: 0.357, SLG: 0.395										2 0 1 1 3 0 1												
18 Neil Walker, S OBP: 0.276, SLG: 0.222										4 0 0 0 0 0 6												
36 Yamaico Navarro, R OBP: 0.231, SLG: 0.100										4 0 1 0 0 0 2												
26 Rod Barajas, R OBP: 0.154, SLG: 0.162										4 0 1 0 0 1 4												
12 Clint Barmes, R OBP: 0.196, SLG: 0.313										3 1 3 1 1 0 0												
29 Kevin Correia, R ERA: 2.28	6.0	WLS	BF	H	R	ER	SO	BB	IBB	HBP		BLK	WP	HR	S	P	ERA	WHIP				
49 Rex Brothers, L ERA: 4.78	7.1	0.0	B	4	3	2	2	1	0	0		0	0	0	6	13	∞	∞				
30 Josh Roenicke, R ERA: 3.12	7.1	1.0	3	0	0	0	0	0	0	0	0	0	0	10	15	0.00	0.000					
34 Matt Belisle, R ERA: 1.23	8.1	0.2	L	6	2	2	1	1	0	0	0	0	1	7	17	13.50	4.500					
51 Matt Reynolds, L ERA: 3.19	8.1	0.1	1	0	0	0	0	0	0	0	0	0	0	1	1	0.00	0.000					
Inning Stats	R: 1 H: 1 E: 0 K: 0 S: 7	H: 1 LOB: 1 BB: 1 P: 12	R: 0 H: 1 E: 0 K: 2 S: 9	H: 1 LOB: 1 BB: 0 P: 14	R: 0 H: 1 E: 0 K: 0 S: 10	H: 1 LOB: 1 BB: 0 P: 16	R: 0 H: 2 E: 0 K: 1 S: 14	H: 2 LOB: 2 BB: 0 P: 19	R: 0 H: 0 E: 0 K: 0 S: 4	H: 0 LOB: 0 BB: 0 P: 6	R: 0 H: 1 E: 0 K: 0 S: 7	H: 1 LOB: 3 BB: 2 P: 17	R: 2 H: 3 E: 0 K: 0 S: 16	H: 3 LOB: 2 BB: 1 P: 28	R: 2 H: 2 E: 1 K: 0 S: 8	H: 2 LOB: 3 BB: 1 P: 18	1B: 5 2B: 5 HR: 1	SF: 0 SAC: 3 HBP: 0	WP: 0 PB: 0 SB: 1 CS: 0	PA: 41		
PITCHER	IP WLS BF H R ER SO BB IBB HBP BLK WP HR S P ERA WHIP											IP WLS BF H R ER SO BB IBB HBP BLK WP HR S P ERA WHIP										
50 Jamie Moyer, L ERA: 2.28	6.0	WLS	BF	H	R	ER	SO	BB	IBB	HBP	BLK	WP	HR	S	P	ERA	WHIP					
49 Rex Brothers, L ERA: 4.78	7.1	0.0	B	4	3	2	2	1	0	0	0	0	0	6	13	∞	∞					
30 Josh Roenicke, R ERA: 3.12	7.1	1.0	3	0	0	0	0	0	0	0	0	0	0	10	15	0.00	0.000					
34 Matt Belisle, R ERA: 1.23	8.1	0.2	L	6	2	2	1	1	0	0	0	0	1	7	17	13.50	4.500					
51 Matt Reynolds, L ERA: 3.19	8.1	0.1	1	0	0	0	0	0	0	0	0	0	0	1	1	0.00	0.000					

AB	33
R	5
H	11
RBI	5
BB	5
SO	3
LOB	24



Batter	1	2	3	4	5	6	7	8	9	AB	R	H	RBI	BB	SO	LOB	TOP										
19 Marco Scutaro, R OBP: 0.294, SLG: 0.274	F8		FC6-4			F8		21 SF9 1B		4	0	1	0	0	0	1	Colorado Rockies @ Pittsburgh Pirates PNC Park, Pittsburgh, PA Wed Apr 25 2012, 12:37 PM - 3:19 PM EDT Sunny - 59 F										
21 Tyler Colvin, L OBP: 0.306, SLG: 0.471	K			F9		K		SF9		3	0	0	1	0	2	0											
5 Carlos González, L OBP: 0.323, SLG: 0.474	K			K				G4-3		3	1	0	0	1	2	1											
2 Troy Tulowitzki, R OBP: 0.366, SLG: 0.468		L9		L9				G6-3		4	0	1	0	0	0	0											
23 Jason Giambi, L Dexter Fowler, S OBP: 0.474, SLG: 0.250 OBP: 0.333, SLG: 0.440		F9		HBP		SF8		L6-4 2B		1	0	0	1	0	0	0											
3 Michael Cuddyer, R 63 Rafael Betancourt, R OBP: 0.338, SLG: 0.565		K		BB		K		L6-4		3	0	0	0	1	2	2											
20 Wilin Rosario, R OBP: 0.250, SLG: 0.462			G6-3	G6-3		K				3	0	0	0	0	1	3											
10 Chris Nelson, R OBP: 0.296, SLG: 0.286			F9	K						3	0	0	0	0	2	1											
44 Juan Nicasio, R 51 Matt Reynolds, L 1 Eric Young Jr., S 48 Esmil Rogers, R 17 Todd Helton, L OBP: 0.333, SLG: 0.143 ERA: 2.45 OBP: 0.467, SLG: 0.615 OBP: 0.304, SLG: 0.480			G3					HBP		1	0	0	0	1	0	0											
Inning Stats	R: 0 E: 0 K: 2 S: 7	H: 0 LOB: 0 BB: 0 P: 11	R: 0 E: 0 K: 1 S: 10	H: 0 LOB: 0 BB: 0 P: 16	R: 0 E: 0 K: 0 S: 7	H: 0 LOB: 1 BB: 1 P: 13	R: 0 E: 0 K: 1 S: 7	H: 0 LOB: 0 BB: 0 P: 10	R: 0 E: 0 K: 1 S: 6	H: 0 LOB: 1 BB: 1 P: 16	R: 1 E: 0 K: 2 S: 9	H: 1 LOB: 1 BB: 1 P: 21	R: 1 E: 0 K: 1 S: 10	H: 1 LOB: 0 BB: 0 P: 14	R: 0 E: 0 K: 0 S: 7	H: 1 LOB: 0 BB: 0 P: 10		1B: 2 2B: 2 3B: 0 HR: 0	SF: 2 SAC: 0 DP: 2 HBP: 2	WP: 1 PB: 0 SB: 0 CS: 0	PA: 33						
PITCHER	IP	WLS	BF	H	R	ER	SO	BB	IBB	HBP	BLK	WP	HR	S	P	ERA	WHIP										
53 James McDonald, R ERA: 2.78	7.0		25	1	1	1	8	3	0	1	0	1	0	53	101	1.29	0.571										
30 Chris Resop, R ERA: 2.45	0.1	L	3	1	1	1	1	0	0	1	0	0	0	8	11	27.00	3.000										
44 Tony Watson, L ERA: 2.57	0.2		2	0	0	0	0	0	0	0	0	0	0	2	3	0.00	0.000										
48 Jared Hughes, R ERA: 1.86	1.0		3	1	0	0	0	0	0	0	0	0	0	7	10	0.00	1.000										

Batter	1	2	3	4	5	6	7	8	9	AB	R	H	RBI	BB	SO	LOB	BOTTOM										
7 Alex Presley, L OBP: 0.308, SLG: 0.365	22 CS 1B		K		G4-3		K			4	0	1	0	0	2	3	Colorado Rockies @ Pittsburgh Pirates PNC Park, Pittsburgh, PA Wed Apr 25 2012, 12:37 PM - 3:19 PM EDT Sunny - 59 F										
31 Jose Tabata, R OBP: 0.241, SLG: 0.218	F9		G5-3			1B		K		4	0	1	0	0	1	2											
22 Andrew McCutchen, R OBP: 0.380, SLG: 0.409				K		G6-3		K		4	0	1	0	0	2	0											
18 Neil Walker, S OBP: 0.274, SLG: 0.224	K		G4-3		G4-3			K		4	0	1	0	0	2	1											
14 Casey McGehee, R OBP: 0.348, SLG: 0.381	F9					G4-3		K		4	0	1	0	0	1	1											
24 Pedro Alvarez, L OBP: 0.143, SLG: 0.341	K		F7					G4-3		4	1	1	1	0	1	1											
12 Clint Barmes, R OBP: 0.200, SLG: 0.308	F8				F8		HR			4	0	1	0	0	0	0											
55 Michael McKenry, R OBP: 0.429, SLG: 0.529			K			G6-3				3	0	1	0	0	1	1											
53 James McDonald, L 36 Yamaico Navarro, R 30 Chris Resop, R 44 Tony Watson, L 48 Jared Hughes, R OBP: 0.333, SLG: 0.333 OBP: 0.286, SLG: 0.100 ERA: 3.72 ERA: 1.13										1	0	1	0	0	0	0											
Inning Stats	R: 0 E: 0 K: 1 S: 11	H: 2 LOB: 1 BB: 0 P: 18	R: 0 E: 0 K: 1 S: 9	H: 0 LOB: 0 BB: 0 P: 14	R: 0 E: 0 K: 2 S: 11	H: 1 LOB: 1 BB: 0 P: 13	R: 0 E: 0 K: 1 S: 10	H: 1 LOB: 1 BB: 0 P: 18	R: 0 E: 0 K: 0 S: 6	H: 2 LOB: 1 BB: 0 P: 7	R: 1 E: 0 K: 1 S: 12	H: 2 LOB: 1 BB: 1 P: 20	R: 0 E: 0 K: 3 S: 10	H: 0 LOB: 0 BB: 0 P: 14	R: 0 E: 0 K: 1 S: 6	H: 0 LOB: 0 BB: 0 P: 8		1B: 7 2B: 1 3B: 0 HR: 1	SF: 0 SAC: 1 DP: 0 HBP: 0	WP: 1 PB: 0 SB: 0 CS: 2	PA: 34						
PITCHER	IP	WLS	BF	H	R	ER	SO	BB	IBB	HBP	BLK	WP	HR	S	P	ERA	WHIP										
44 Juan Nicasio, R ERA: 4.78	6.2		27	9	1	1	5	1	0	0	0	1	0	62	95	1.35	1.500										
51 Matt Reynolds, L ERA: 3.0	0.1	W	1	0	0	0	1	0	0	0	0	1	0	3	5	0.00	0.000										
48 Esmil Rogers, R ERA: 3.72	1.0	H	3	0	0	0	3	0	0	0	0	0	0	10	14	0.00	0.000										
63 Rafael Betancourt, R ERA: 1.13	1.0	S	3	0	0	0	1	0	0	0	0	0	0	6	8	0.00	0.000										

Batter	1	2	3	4	5	6	7	8	9	AB	R	H	RBI	BB	SO	LOB	TOP										
19 Marco Scutaro, R OBP: 0.292, SLG: 0.273										4	0	1	0	0	1	4	Colorado Rockies @ Pittsburgh Pirates PNC Park, Pittsburgh, PA Wed Apr 25 2012, 3:58 PM - 6:33 PM EDT Att: 15,218 - Partly Cloudy - 64 F										
Dexter Fowler, S OBP: 0.311, SLG: 0.407										4	0	0	0	0	0	1											
5 Carlos González, L OBP: 0.303, SLG: 0.443										4	0	0	0	0	1	0											
2 Troy Tulowitzki, R OBP: 0.347, SLG: 0.439										4	0	0	0	0	1	0											
17 Todd Helton, L OBP: 0.300, SLG: 0.481										4	0	1	0	0	0	0											
3 Michael Cuddyer, R OBP: 0.333, SLG: 0.545										4	0	1	0	0	1	1											
55 Ramon Hernandez, R OBP: 0.289, SLG: 0.545										3	1	1	1	0	0	2											
18 Jonathan Herrera, S OBP: 0.421, SLG: 0.611										2	0	1	0	0	0	0											
45 Jhoulys Chacin, R OBP: 0.500, SLG: 0.429										1	0	1	0	1	0	0											
54 Zach Putnam, R OBP: 0.297, SLG: 0.457										0	0	0	0	0	0	0											
21 Tyler Colvin, L OBP: 0.297, SLG: 0.457										0	0	0	0	0	0	1											
49 Rex Brothers, L OBP: 0.297, SLG: 0.457										0	0	0	0	0	0	0											
61 Edgmer Escalona, R OBP: 0.276, SLG: 0.077										0	0	0	0	0	0	0											
Inning Stats	R: 0 E: 0 K: 1 S: 7	H: 1 LOB: 0 BB: 0 P: 11	R: 0 E: 0 K: 1 S: 10	H: 1 LOB: 1 BB: 0 P: 16	R: 0 E: 0 K: 0 S: 6	H: 0 LOB: 0 BB: 1 P: 14	R: 0 E: 0 K: 0 S: 7	H: 0 LOB: 0 BB: 0 P: 10	R: 0 E: 0 K: 0 S: 10	H: 2 LOB: 3 BB: 0 P: 15	R: 0 E: 0 K: 0 S: 6	H: 0 LOB: 0 BB: 0 P: 9	R: 1 E: 0 K: 0 S: 14	H: 2 LOB: 1 BB: 0 P: 26	R: 0 E: 0 K: 1 S: 9	H: 0 LOB: 0 BB: 0 P: 13	R: 0 E: 0 K: 1 S: 10	H: 0 LOB: 0 BB: 0 P: 13	1B: 4 2B: 1 3B: 0 HR: 1	SF: 0 SAC: 0 DP: 2 HBP: 1	WP: 0 PB: 0 SB: 0 CS: 0	PA: 33					
PITCHER	IP	WLS	BF	H	R	ER	SO	BB	IBB	HBP	BLK	WP	HR	S	P	ERA	WHIP										
50 Charlie Morton, R ERA: 2.65	7.0	W	27	6	1	1	2	1	0	1	0	0	1	60	101	1.29	1.000										
32 Brad Lincoln, R ERA:	2.0		6	0	0	0	2	0	0	0	0	0	0	19	26	0.00	0.000										

AB	31
R	1
H	6
RBI	1
BB	1
SO	4
LOB	9



Batter	1	2	3	4	5	6	7	8	9	AB	R	H	RBI	BB	SO	LOB	BOTTOM										
7 Alex Presley, L OBP: 0.304, SLG: 0.373										4	1	1	0	0	0	3	Colorado Rockies @ Pittsburgh Pirates PNC Park, Pittsburgh, PA Wed Apr 25 2012, 3:58 PM - 6:33 PM EDT Att: 15,218 - Partly Cloudy - 64 F										
2 Nate McLouth, L OBP: 0.304, SLG: 0.300										3	1	1	1	1	1	1											
22 Andrew McCutchen, R OBP: 0.373, SLG: 0.490										4	1	1	1	0	1	1											
46 Garrett Jones, L OBP: 0.316, SLG: 0.595										4	1	3	2	0	0	0											
32 Brad Lincoln, L ERA:										0	0	0	0	0	0	0											
24 Pedro Alvarez, L OBP: 0.174, SLG: 0.444										4	1	2	1	0	1	3											
36 Yamaico Navarro, R OBP: 0.276, SLG: 0.077										3	0	0	0	1	2	1											
12 Clint Barmes, R OBP: 0.220, SLG: 0.339										4	0	2	0	0	1	0											
26 Rod Barajas, R OBP: 0.163, SLG: 0.171										4	0	1	0	0	0	3											
50 Charlie Morton, R ERA:										2	0	0	0	0	1	2											
14 Casey McGehee, R OBP: 0.340, SLG: 0.372										1	0	0	0	0	0	1											
Inning Stats	R: 0 E: 0 K: 0 S: 15	H: 1 LOB: 2 BB: 1 P: 24	R: 0 E: 0 K: 1 S: 12	H: 1 LOB: 1 BB: 1 P: 18	R: 0 E: 0 K: 2 S: 9	H: 1 LOB: 0 BB: 0 P: 16	R: 0 E: 0 K: 1 S: 8	H: 0 LOB: 0 BB: 0 P: 12	R: 5 E: 0 K: 1 S: 18	H: 5 LOB: 0 BB: 0 P: 28	R: 0 E: 0 K: 0 S: 9	H: 1 LOB: 1 BB: 0 P: 15	R: 0 E: 0 K: 2 S: 8	H: 1 LOB: 0 BB: 0 P: 13	R: 0 E: 0 K: 0 S: 6	H: 1 LOB: 0 BB: 0 P: 9	R: 0 E: 0 K: 0 S: 6	H: 0 LOB: 0 BB: 0 P: 9	1B: 5 2B: 4 3B: 0 HR: 2	SF: 0 SAC: 1 DP: 1 HBP: 0	WP: 0 PB: 0 SB: 0 CS: 0	PA: 36					
PITCHER	IP	WLS	BF	H	R	ER	SO	BB	IBB	HBP	BLK	WP	HR	S	P	ERA	WHIP										
45 Jhoulys Chacin, R ERA: 5.85	5.0	L	25	8	5	5	5	2	0	0	0	0	0	9	98	9.00	2.000										
54 Zach Putnam, R ERA:	1.0		4	1	0	0	0	0	0	0	0	0	0	9	15	0.00	1.000										
49 Rex Brothers, L ERA: 4.05	1.0		4	1	0	0	2	0	0	0	0	0	0	8	13	0.00	1.000										
61 Edgmer Escalona, R ERA: 16.2	1.0		3	1	0	0	0	0	0	0	0	0	0	6	9	0.00	1.000										

AB	33
R	5
H	11
RBI	5
BB	2
SO	7
LOB	15



Batter	1	2	3	4	5	6	7	8	9	AB	R	H	RBI	BB	SO	LOB	TOP								
7 Alex Presley, L OBP: 0.321, SLG: 0.395										5	2	2	1	0	1	0									
31 Jose Tabata, R OBP: 0.238, SLG: 0.217										5	0	1	1	0	0	1									
22 Andrew McCutchen, R OBP: 0.369, SLG: 0.397										4	0	1	0	1	1	1									
46 Garrett Jones, L OBP: 0.283, SLG: 0.523										3	0	0	1	0	1	0									
37 Juan Cruz, R										0	0	0	0	0	0	0									
39 Jason Grilli, R										0	0	0	0	0	0	0									
2 Nate McLouth, L OBP: 0.280, SLG: 0.273										1	0	0	0	0	0	1									
Joel Hanrahan, R										0	0	0	0	0	0	0									
18 Neil Walker, S OBP: 0.314, SLG: 0.266										3	1	2	0	1	0	0									
24 Pedro Alvarez, L OBP: 0.222, SLG: 0.471										4	0	2	1	0	2	2									
12 Clint Barmes, R OBP: 0.194, SLG: 0.297										4	0	0	0	0	2	3									
26 Rod Barajas, R OBP: 0.200, SLG: 0.174										2	1	1	0	2	0	0									
45 Erik Bedard, L OBP: 0.100, SLG: 0.100																									
30 Chris Resop, R																									
14 Casey McGehee, R OBP: 0.346, SLG: 0.362										2	0	0	0	0	0	5									
Inning Stats	R: 1 E: 0 K: 1 S: 11	H: 1 LOB: 2 BB: 2 P: 22	R: 2 E: 0 K: 1 S: 17	H: 3 LOB: 1 BB: 0 P: 25	R: 0 E: 0 K: 1 S: 12	H: 2 LOB: 3 BB: 1 P: 21	R: 0 E: 0 K: 0 S: 10	H: 0 LOB: 0 BB: 0 P: 16	R: 1 E: 0 K: 1 S: 12	H: 2 LOB: 2 BB: 1 P: 24	R: 0 E: 0 K: 0 S: 6	H: 0 LOB: 0 BB: 0 P: 9	R: 0 E: 0 K: 1 S: 8	H: 0 LOB: 0 BB: 0 P: 10	R: 0 E: 0 K: 2 S: 8	H: 0 LOB: 0 BB: 0 P: 10	R: 0 E: 0 K: 1 S: 9	H: 1 LOB: 1 BB: 0 P: 13	1B: 4 2B: 5 3B: 0 HR: 0	SF: 1 SAC: 1 DP: 0 HBP: 0	WP: 1 PB: 0 SB: 0 CS: 0	PA: 40			
PITCHER	IP	WLS	BF	H	R	ER	SO	BB	IBB	HBP	BLK	WP	HR	S	P	ERA	WHIP								
40 Randall Delgado, R ERA: 6.3	4.1	L	24	8	4	4	4	2	1	0	0	1	0	57	98	8.31	2.308								
61 Livan Hernandez, R ERA: 3.95	1.2		6	0	0	0	0	0	1	0	0	0	0	11	19	0.00	0.000								
50 Cristhian Martinez, R ERA: 2.7	3.0		10	1	0	0	4	0	0	0	0	0	0	25	33	0.00	0.333								

Pittsburgh Pirates @ Atlanta Braves
Turner Field, Atlanta, GA
Sat Apr 28 2012, 7:12 PM - 10:24 PM EDT
Att: 34,086 - Clear - 81 F

AB	34
R	4
H	9
RBI	4
BB	4
SO	8
LOB	13



Batter	1	2	3	4	5	6	7	8	9	AB	R	H	RBI	BB	SO	LOB	BOTTOM								
24 Michael Bourn, L OBP: 0.389, SLG: 0.407										4	0	2	0	0	1	0									
14 Martin Prado, R OBP: 0.341, SLG: 0.418										4	1	2	0	0	0	3									
5 Freddie Freeman, L OBP: 0.307, SLG: 0.469										4	0	0	0	0	3	4									
26 Dan Uggla, R OBP: 0.348, SLG: 0.418										3	0	1	1	1	2	2									
22 Jason Heyward, L OBP: 0.358, SLG: 0.466										4	1	1	0	0	2	3									
8 David Ross, R OBP: 0.444, SLG: 0.667										4	0	0	0	0	1	1									
25 Juan Francisco, L OBP: 0.250, SLG: 0.571										4	0	0	1	0	2	0									
1 Tyler Pastornicky, R OBP: 0.322, SLG: 0.370										4	0	2	0	0	2	0									
40 Randall Delgado, R OBP: 0.167, SLG: 0.167																									
61 Livan Hernandez, R																									
10 Chipper Jones, S OBP: 0.362, SLG: 0.537										1	0	0	0	0	1	1									
50 Cristhian Martinez, R										0	0	0	0	0	0	0									
20 Eric Hinske, L OBP: 0.300, SLG: 0.222										1	0	0	0	0	0	0									
Inning Stats	R: 0 E: 0 K: 1 S: 11	H: 1 LOB: 2 BB: 1 P: 22	R: 0 E: 0 K: 1 S: 11	H: 1 LOB: 1 BB: 0 P: 17	R: 1 E: 0 K: 3 S: 18	H: 2 LOB: 1 BB: 0 P: 23	R: 0 E: 0 K: 2 S: 8	H: 0 LOB: 0 BB: 0 P: 9	R: 0 E: 0 K: 2 S: 14	H: 1 LOB: 2 BB: 1 P: 25	R: 1 E: 0 K: 0 S: 19	H: 2 LOB: 1 BB: 0 P: 28	R: 0 E: 0 K: 0 S: 8	H: 1 LOB: 0 BB: 0 P: 15	R: 0 E: 0 K: 3 S: 9	H: 0 LOB: 0 BB: 0 P: 15	R: 0 E: 0 K: 2 S: 8	H: 0 LOB: 0 BB: 0 P: 13	1B: 6 2B: 2 3B: 0 HR: 0	SF: 0 SAC: 0 DP: 1 HBP: 0	WP: 0 PB: 1 SB: 1 CS: 0	PA: 36			
PITCHER	IP	WLS	BF	H	R	ER	SO	BB	IBB	HBP	BLK	WP	HR	S	P	ERA	WHIP								
45 Erik Bedard, L ERA: 2.48	5.0	W	22	5	1	1	0	2	0	0	0	0	0	62	96	1.80	1.400								
30 Chris Resop, R ERA: 3.24	1.0	H	5	2	1	1	0	0	0	0	0	0	0	19	28	9.00	2.000								
37 Juan Cruz, R ERA:	1.0	H	3	1	0	0	0	0	0	0	0	0	0	8	15	0.00	1.000								
39 Jason Grilli, R ERA: 3.38	1.0	H	3	0	0	0	3	0	0	0	0	0	0	9	15	0.00	0.000								
Joel Hanrahan, R ERA: 2.57	1.0	S	3	0	0	0	2	0	0	0	0	0	0	8	13	0.00	0.000								

Pittsburgh Pirates @ Atlanta Braves
Turner Field, Atlanta, GA
Sat Apr 28 2012, 7:12 PM - 10:24 PM EDT
Att: 34,086 - Clear - 81 F

AB	34
R	2
H	8
RBI	2
BB	2
SO	14
LOB	15



Batter	1	2	3	4	5	6	7	8	9	AB	R	H	RBI	BB	SO	LOB	TOP										
7 Alex Presley, L (1.7)	G4-3			K		G3			K	4	0	0	0	1	2	1	Pittsburgh Pirates @ Atlanta Braves Turner Field, Atlanta, GA Sun Apr 29 2012, 1:36 PM - 5:00 PM EDT Att: 30,419 - Sunny - 81°F										
31 Jose Tabata, R (1.9)		E2		F9			F9		22 G1-3 46 WP	5	1	3	2	0	0	1											
22 Andrew McCutchen, R (1.8)							P3		G1-3	4	0	0	0	0	2	3											
46 Garrett Jones, L (1.3)	K			F7		24 G3-1			K	5	0	1	0	0	3	2											
18 Neil Walker, S (1.4)	G4-3								G5-3	3	0	1	0	1	0	2											
24 Pedro Alvarez, L (1.5)										4	1	2	0	0	1	3											
12 Clint Barmes, R (1.6)										3	0	0	0	0	1	4											
32 Brad Lincoln, L (5.1)										0	0	0	0	0	0	0											
44 Tony Watson, L (7.1)										0	0	0	0	0	0	0											
14 Casey McGehee, R (8. PH)										1	0	0	0	0	1	1											
47 Evan Meek, R (8.1)										0	0	0	0	0	0	0											
55 Michael McKenry, R (1.2)										3	1	1	0	1	0	0											
29 Kevin Correia, R (1.1)										0	0	0	0	0	0	0											
5 Josh Harrison, R (5.6)										2	0	0	0	0	1	2											
Inning Stats	R: 0 E: 0 K: 1 S: 8	H: 1 LOB: 2 BB: 0 P: 12	R: 2 E: 1 K: 1 S: 16	H: 3 LOB: 2 BB: 1 P: 24	R: 0 E: 1 K: 2 S: 11	H: 0 LOB: 1 BB: 0 P: 15	R: 0 E: 1 K: 1 S: 14	H: 0 LOB: 0 BB: 0 P: 20	R: 0 E: 0 K: 0 S: 15	H: 0 LOB: 2 BB: 1 P: 25	R: 0 E: 0 K: 0 S: 7	H: 0 LOB: 0 BB: 0 P: 9	R: 0 E: 0 K: 1 S: 15	H: 1 LOB: 2 BB: 1 P: 23	R: 1 E: 0 K: 2 S: 12	H: 1 LOB: 0 BB: 0 P: 16	1B: 4 2B: 4 3B: 0 HR: 0	SF: 0 SAC: 2 DP: 0 HBP: 1	WP: 1 PB: 0 SB: 0 CS: 0	PA: 40							
PITCHER	IP	WLS	BF	H	R	ER	SO	BB	IBB	HBP	BLK	WP	HR	S	P	ERA	WHIP										
15 Tim Hudson, R (1.1)	5.0	W	25	6	2	2	6	2	0	1	0	0	0	64	96	3.60	1.600										
32 Chad Durbin, R (6.1)	1.0	H	3	0	0	0	0	0	0	0	0	0	0	7	9	0.00	0.000										
34 Eric O'Flaherty, L (7.1)	1.0	H	3	0	0	0	1	0	0	0	0	0	0	8	10	0.00	0.000										
39 Jonny Venters, L (8.1)	1.0	H	5	1	0	0	2	1	0	0	0	0	0	15	23	0.00	2.000										
46 Craig Kimbrel, R (9.1)	1.0	S	4	1	1	1	2	0	0	0	0	1	0	12	16	9.00	1.000										

Batter	1	2	3	4	5	6	7	8	9	AB	R	H	RBI	BB	SO	LOB	BOTTOM										
24 Michael Bourn, L (1.8)						G1-3				4	1	3	0	1	0	0	Pittsburgh Pirates @ Atlanta Braves Turner Field, Atlanta, GA Sun Apr 29 2012, 1:36 PM - 5:00 PM EDT Att: 30,419 - Sunny - 81°F										
14 Martin Prado, R (1.7)	G6-4-3			E5					K	4	1	1	1	1	1	4											
5 Freddie Freeman, L (1.3)	G4-3			SF8		F8				3	0	1	1	0	2												
16 Brian McCann, L (1.2)		G4-3		L6						2	0	0	0	2	2												
26 Dan Uggla, R (1.4)										2	1	1	1	2	0	2											
10 Chipper Jones, S (1.5)										4	0	0	0	0	1	7											
22 Jason Heyward, L (1.9)										4	0	0	0	0	7												
1 Tyler Pastornicky, R (1.6)										3	0	1	1	0	0	0											
34 Eric O'Flaherty, L (7.1)										0	0	0	0	0	0	0											
39 Jonny Venters, L (8.1)										0	0	0	0	0	0	0											
20 Eric Hinske, L (8. PH)										1	0	0	0	0	0	0											
46 Craig Kimbrel, R (9.1)										0	0	0	0	0	0	0											
15 Tim Hudson, R (1.1)										2	1	0	0	0	0	1											
32 Chad Durbin, R (6.1)										0	0	0	0	0	0	0											
2 Jack Wilson, R (6. PH)										2	0	0	0	0	1	0											
Inning Stats	R: 0 E: 0 K: 0 S: 7	H: 1 LOB: 0 BB: 0 P: 13	R: 0 E: 0 K: 0 S: 10	H: 1 LOB: 1 BB: 0 P: 15	R: 1 E: 2 K: 0 S: 14	H: 0 LOB: 2 BB: 1 P: 24	R: 1 E: 0 K: 0 S: 13	H: 1 LOB: 1 BB: 1 P: 25	R: 1 E: 0 K: 1 S: 16	H: 1 LOB: 3 BB: 3 P: 34	R: 0 E: 0 K: 1 S: 9	H: 0 LOB: 0 BB: 0 P: 12	R: 1 E: 0 K: 0 S: 14	H: 2 LOB: 2 BB: 1 P: 23	R: 0 E: 0 K: 1 S: 12	H: 1 LOB: 1 BB: 0 P: 16	1B: 5 2B: 1 3B: 0 HR: 1	SF: 1 SAC: 0 DP: 1 HBP: 0	WP: 0 PB: 0 SB: 0 CS: 0	PA: 38							
PITCHER	IP	WLS	BF	H	R	ER	SO	BB	IBB	HBP	BLK	WP	HR	S	P	ERA	WHIP										
29 Kevin Correia, R (1.1)	4.1	L	23	4	3	2	0	5	0	0	0	0	0	54	101	4.15	2.077										
32 Brad Lincoln, R (5.1)	2.0		9	2	1	1	2	1	0	0	0	0	1	25	40	4.50	1.500										
44 Tony Watson, L (7.1)	0.2		2	0	0	0	0	0	0	0	0	0	0	4	5	0.00	0.000										
47 Evan Meek, R (8.1)	1.0		4	1	0	0	1	0	0	0	0	0	0	12	16	0.00	1.000										

AB	34
R	3
H	8
RBI	2
BB	3
SO	11
LOB	19



AB	31
R	4
H	7
RBI	4
BB	6
SO	3
LOB	25



Batter	1	2	3	4	5	6	7	8	9	AB	R	H	RBI	BB	SO	LOB	TOP										
7 Alex Presley, L (1,7) OBP: 0.295, SLG: 0.353										5	0	0	0	0	0	3	2										
31 Jose Tabata, R (1,9) OBP: 0.282, SLG: 0.315										4	2	1	2	1	2	1	1										
22 Andrew McCutchen, R (1,8) OBP: 0.357, SLG: 0.393										3	1	1	0	1	0	0	0										
46 Garrett Jones, L (1,3) OBP: 0.273, SLG: 0.491										4	1	1	2	0	1	1											
18 Neil Walker, S (1,4) OBP: 0.361, SLG: 0.320										3	1	2	0	1	1	0											
24 Pedro Alvarez, L (1,5) OBP: 0.258, SLG: 0.571										4	1	2	3	0	1	1											
12 Clint Barmes, R (1,6) 44 Tony Watson, L (7,1) 2 Nate McLouth, L (8,PH) 32 Brad Lincoln, L (8,1)										2	0	0	0	0	0	0	0										
26 Rod Barajas, R (1,2) 50 Charlie Morton, R (1,1) 48 Jared Hughes, R (5,1) 36 Yamaico Navarro, R (7,6)										4	1	1	0	0	0	1											
										1	0	0	0	0	1	0											
										0	0	0	0	0	0	0											
										2	0	1	0	0	0	0											
Inning Stats	R: 0 H: 1 E: 0 K: 1 S: 9	H: 1 LOB: 1 BB: 0 P: 10	R: 0 H: 0 E: 0 K: 2 S: 11	H: 0 LOB: 0 BB: 0 P: 15	R: 2 H: 2 E: 0 K: 1 S: 14	H: 2 LOB: 0 BB: 0 P: 18	R: 0 H: 0 E: 0 K: 0 S: 7	H: 0 LOB: 0 BB: 1 P: 15	R: 0 H: 0 E: 0 K: 1 S: 5	H: 0 LOB: 0 BB: 0 P: 10	R: 0 H: 0 E: 0 K: 0 S: 6	H: 0 LOB: 0 BB: 0 P: 7	R: 2 H: 2 E: 0 K: 1 S: 13	H: 2 LOB: 2 BB: 0 P: 17	R: 3 H: 3 E: 0 K: 1 S: 16	H: 3 LOB: 2 BB: 2 P: 31	R: 0 H: 1 E: 0 K: 2 S: 11	H: 1 LOB: 1 BB: 0 P: 11	1B: 5 2B: 1 3B: 1 HR: 2	SF: 0 SAC: 1 DP: 2 HBP: 1	WP: 1 PB: 0 SB: 0 CS: 0	PA: 38					
PITCHER	IP	WLS	BF	H	R	ER	SO	BB	IBB	HBP	BLK	WP	HR	S	P	ERA	WHIP										
50 Adam Wainwright, R (1,1) ERA: 6.75	7.0	W	26	5	4	4	6	1	0	1	0	0	2	65	92	5.14	0.857										
59 Fernando Salas, R (8,1) ERA: 7.27	0.2		6	2	3	3	1	2	0	0	0	1	0	14	28	40.50	6.000										
16 J.C. Romero, L (8,1) ERA: 2.7	0.0	H	1	1	0	0	0	0	0	0	0	0	0	1	1	∞	∞										
66 Victor Marte, R (8,1) ERA: 2.7	0.1	H	1	0	0	0	0	0	0	0	0	0	0	1	2	0.00	0.000										
30 Jason Motte, R (9,1) ERA: 3.12	1.0	S	4	1	0	0	2	0	0	0	0	0	0	11	11	0.00	1.000										

Pittsburgh Pirates @ St. Louis Cardinals
 Busch Stadium, St. Louis, MO
 Tue May 01 2012, 7:15 PM - 10:18 PM CDT
 Att: 36,345 - Partly Cloudy - 83 F

AB	33
R	7
H	9
RBI	7
BB	3
SO	9
LOB	8



Batter	1	2	3	4	5	6	7	8	9	AB	R	H	RBI	BB	SO	LOB	BOTTOM										
15 Rafael Furcal, S (1,6) OBP: 0.385, SLG: 0.468										5	2	2	2	0	0	3											
19 Jon Jay, L (1,8) OBP: 0.444, SLG: 0.542										4	0	2	0	0	0	0											
7 Matt Holliday, R (1,7) OBP: 0.292, SLG: 0.418										5	2	3	2	0	1	1											
3 Carlos Beltrán, S (1,9) OBP: 0.378, SLG: 0.444										3	1	0	0	2	3	1											
23 David Freese, R (1,5) OBP: 0.365, SLG: 0.575										5	1	1	3	0	1	4											
4 Yadier Molina, R (1,2) OBP: 0.371, SLG: 0.593										5	3	2	0	0	0	0											
21 Allen Craig, R (1,3) OBP: 0.500, SLG: 0.500										4	1	2	1	0	2	1											
59 Fernando Salas, R (8,1) ERA: 2.31										0	0	0	0	0	0	0											
16 J.C. Romero, S (8,1) ERA: 2.31										0	0	0	0	0	0	0											
66 Victor Marte, R (8,1) ERA: 2.7										0	0	0	0	0	0	0											
30 Jason Motte, R (9,1) ERA: 3.12										0	0	0	0	0	0	0											
55 Skip Schumaker, L (1,4) OBP: 0.360, SLG: 0.435										4	0	0	0	0	1	4											
50 Adam Wainwright, R (1,1) ERA: 4.22										3	0	1	0	0	0	0											
13 Matt Carpenter, L (7,PH) OBP: 0.329, SLG: 0.459										1	0	0	0	0	0	1											
Inning Stats	R: 1 E: 1 K: 2 S: 12	H: 1 LOB: 1 BB: 0 P: 16	R: 0 H: 0 E: 0 K: 1 S: 9	H: 0 LOB: 0 BB: 0 P: 15	R: 0 H: 2 E: 0 K: 0 S: 15	H: 2 LOB: 1 BB: 1 P: 26	R: 1 H: 1 E: 1 K: 2 S: 15	H: 1 LOB: 1 BB: 0 P: 19	R: 4 H: 5 E: 0 K: 0 S: 21	H: 5 LOB: 2 BB: 1 P: 29	R: 1 H: 1 E: 0 K: 1 S: 8	H: 1 LOB: 0 BB: 0 P: 14	R: 3 H: 3 E: 1 K: 1 S: 19	H: 3 LOB: 1 BB: 0 P: 27	R: 0 H: 0 E: 0 K: 1 S: 6	H: 0 LOB: 0 BB: 0 P: 10	1B: 8 2B: 2 3B: 0 HR: 3	SF: 0 SAC: 1 DP: 0 HBP: 0	WP: 0 PB: 0 SB: 5 CS: 0	PA: 42							
PITCHER	IP	WLS	BF	H	R	ER	SO	BB	IBB	HBP	BLK	WP	HR	S	P	ERA	WHIP										
50 Charlie Morton, R (1,1) ERA: 4.22	4.1	L	25	3	3	2	1	0	0	0	0	0	1	20	30	9.00	1.500										
48 Jared Hughes, R (5,1) ERA: 2.31	2.0		10	3	3	2	1	0	0	0	0	0	1	15	21	0.00	3.000										
44 Tony Watson, L (7,1) ERA: 6.23	0.2		4	2	1	0	1	0	0	0	0	0	1	15	21	0.00	3.000										
32 Brad Lincoln, R (8,1) ERA: 1.13	1.0		3	0	0	0	1	0	0	0	0	0	0	6	10	0.00	0.000										

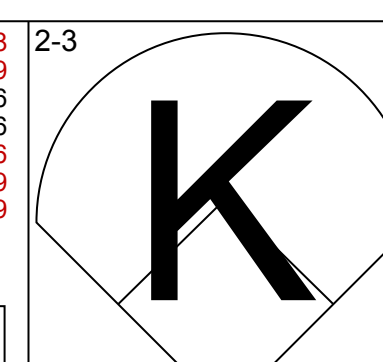
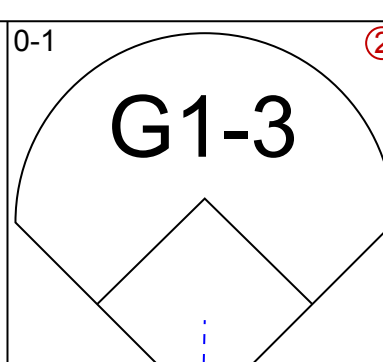
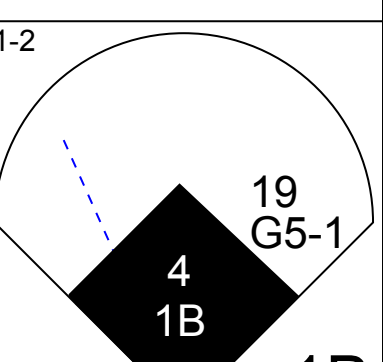
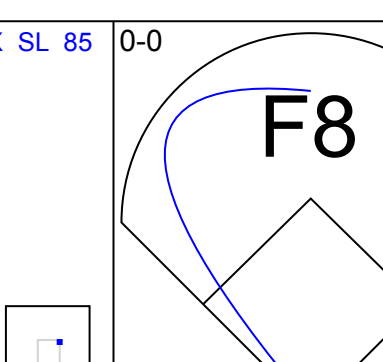
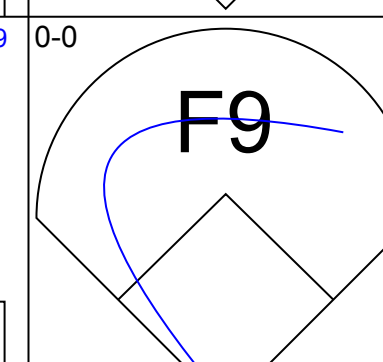
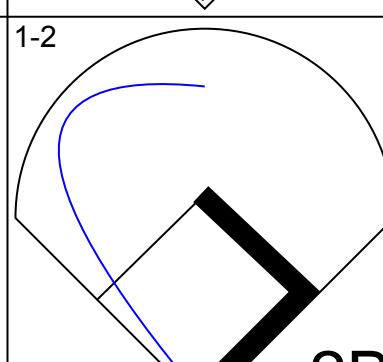
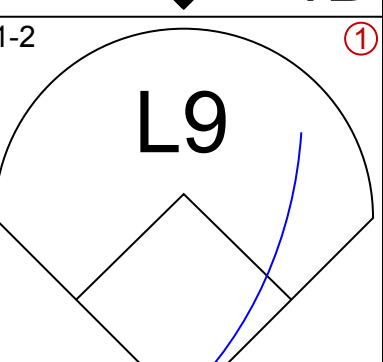

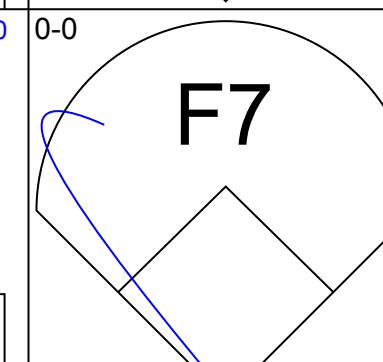
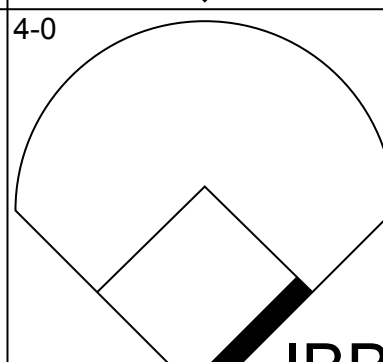
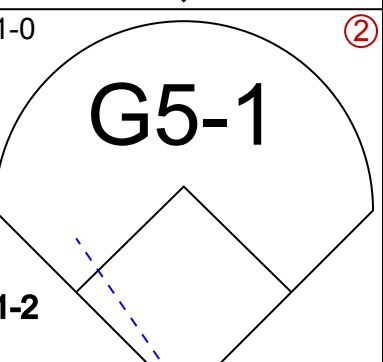

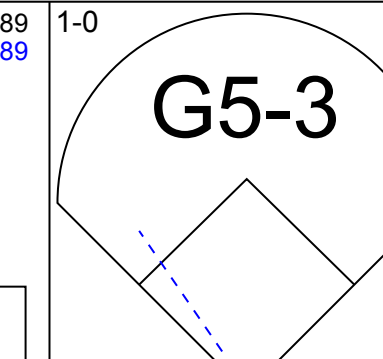
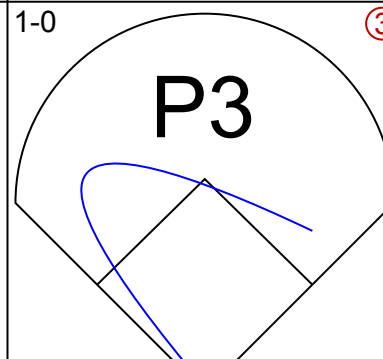
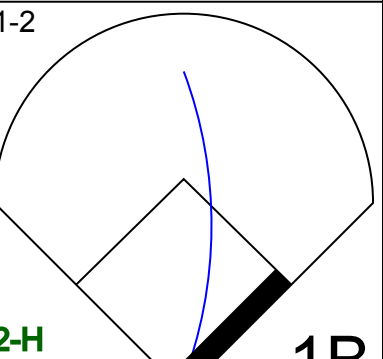

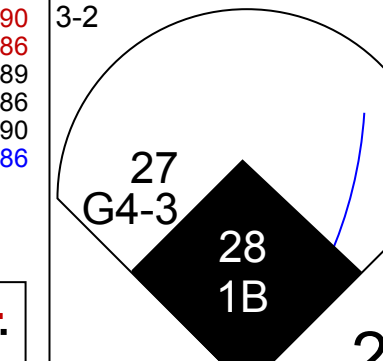
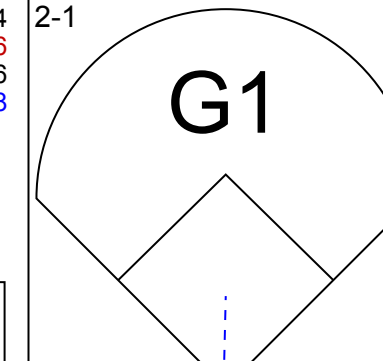
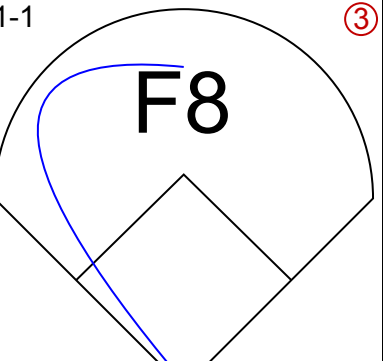
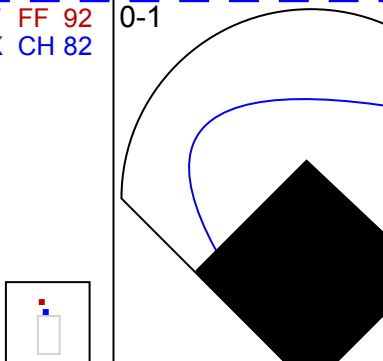
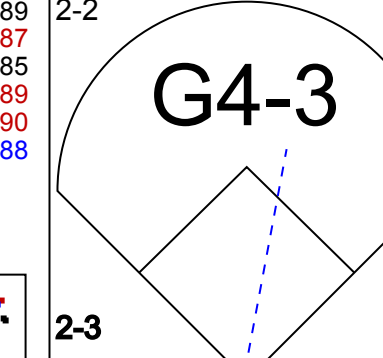
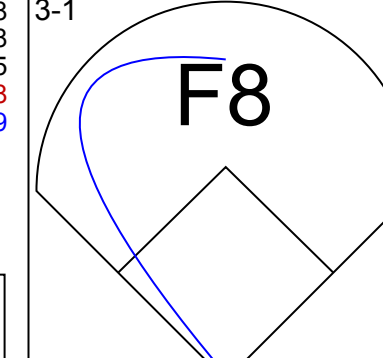
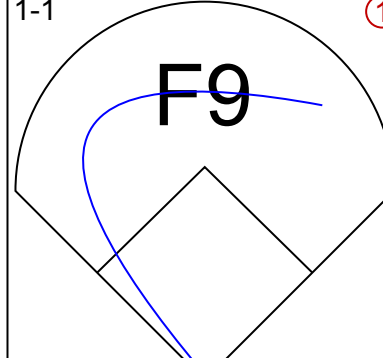
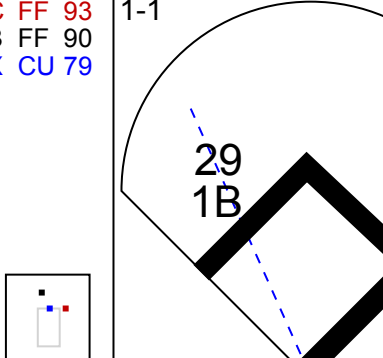
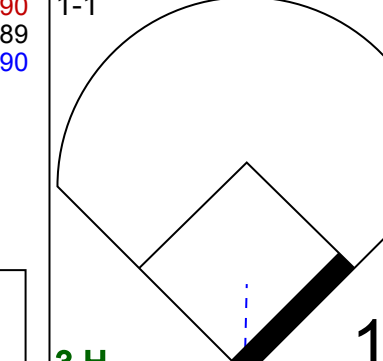
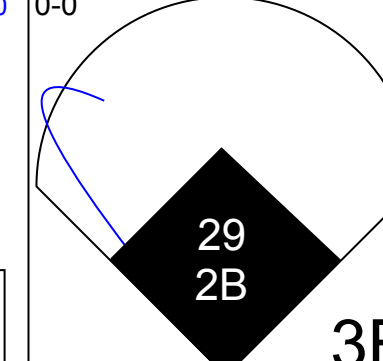
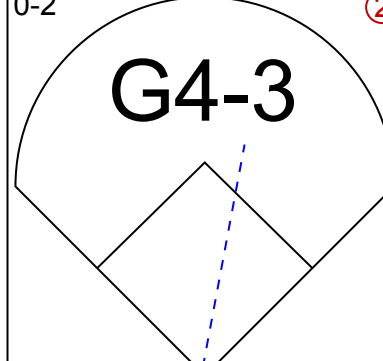
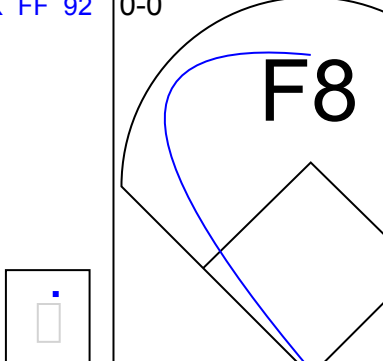
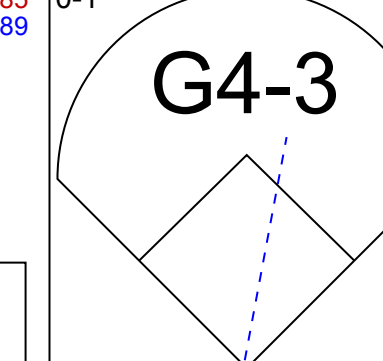
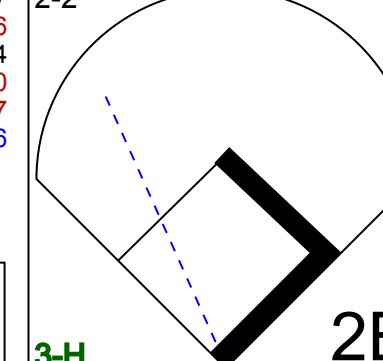
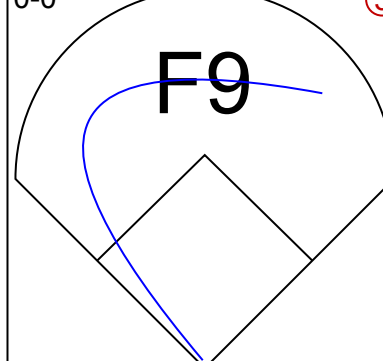
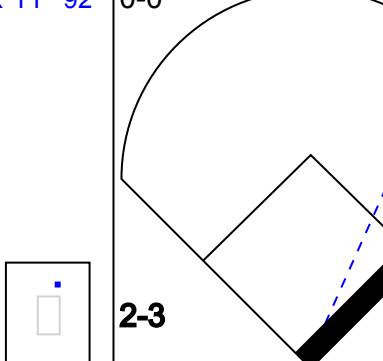
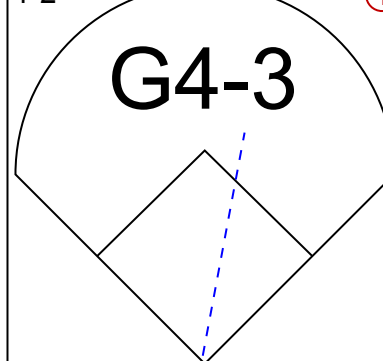
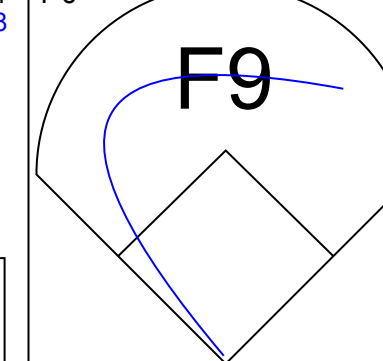

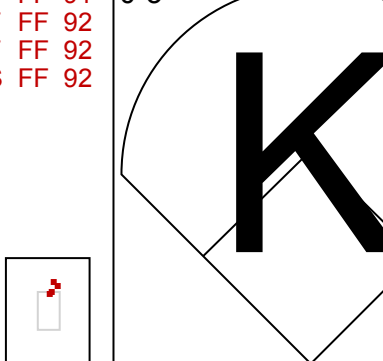
Pittsburgh Pirates @ St. Louis Cardinals
 Busch Stadium, St. Louis, MO
 Tue May 01 2012, 7:15 PM - 10:18 PM CDT
 Att: 36,345 - Partly Cloudy - 83 F

AB	39
R	10
H	13
RBI	8
BB	2
SO	8
LOB	15



Batter	1	2	3	4	5	6	7	8	9	AB	R	H	RBI	BB	SO	LOB	TOP										
7 Alex Presley, L OBP: 0.283, SLG: 0.337	G5-3		G4-3			F7		G4-3		4	0	0	0	0	0	1	Pittsburgh Pirates @ St. Louis Cardinals Busch Stadium, St. Louis, MO Wed May 02 2012, 7:16 PM - 10:27 PM CDT Att: 35,987 - Clear - 85 F										
2 Nate McLouth, L OBP: 0.233, SLG: 0.222	P6		G1-3			G4-3		K		4	0	0	0	0	1												
31 Jose Tabata, R OBP: 0.200, SLG: 0.299 39 Jason Grilli, R	G5-3				K		G5-3	G6-3		4	0	0	0	0	1												
18 Neil Walker, S OBP: 0.349, SLG: 0.308 37 Juan Cruz, R	K		G4-3			K		F8		3	0	0	0	0	2												
14 Casey McGehee, R OBP: 0.339, SLG: 0.358					G4-3					0	0	0	0	0	0												
24 Pedro Alvarez, L OBP: 0.286, SLG: 0.576	12 2B		G3			46 1B		46 BB		3	3	2	0	1	0												
46 Garrett Jones, L OBP: 0.288, SLG: 0.482	F7				G5-3		5 1B			3	0	1	0	1	0												
12 Clint Barmes, R OBP: 0.296, SLG: 0.296 30 Chris Resop, R					G5-3		55 G3-1			2	0	1	1	0	0												
5 Josh Harrison, R OBP: 0.240, SLG: 0.333							55 G3-1			2	0	2	2	0	0												
26 Rod Barajas, R OBP: 0.220, SLG: 0.204 55 Michael McKenry, R OBP: 0.393, SLG: 0.435	L9				K		FC4-6			1	0	0	0	0	1												
34 A.J. Burnett, R										1	0	0	0	0	1												
32 Brad Lincoln, L										0	0	0	0	0	0												
36 Yamaico Navarro, R OBP: 0.333, SLG: 0.364										3	0	1	0	0	1												
Inning Stats	R: 0 E: 0 K: 0 S: 8	H: 0 LOB: 0 BB: 0 P: 11	R: 1 E: 0 K: 1 S: 15	H: 2 LOB: 1 BB: 0 P: 27	R: 0 E: 0 K: 1 S: 6	H: 0 LOB: 0 BB: 0 P: 9	R: 0 E: 0 K: 1 S: 7	H: 0 LOB: 0 BB: 0 P: 11	R: 0 E: 0 K: 1 S: 10	H: 0 LOB: 0 BB: 0 P: 12	R: 0 E: 0 K: 1 S: 9	H: 0 LOB: 0 BB: 0 P: 15	R: 1 E: 0 K: 1 S: 13	H: 2 LOB: 2 BB: 1 P: 22	R: 0 E: 1 K: 1 S: 13	H: 1 LOB: 1 BB: 0 P: 20	R: 1 E: 0 K: 0 S: 13	H: 2 LOB: 2 BB: 1 P: 20	1B: 6 2B: 1 3B: 0 HR: 0	SF: 0 SAC: 0 DP: 0 HBP: 0	WP: 0 PB: 0 SB: 0 CS: 0	PA: 36					
PITCHER	IP	WLS	BF	H	R	ER	SO	BB	IBB	HBP	BLK	WP	HR	S	P	ERA	WHIP										
31 Lance Lynn, R ERA: 1.6	(1, 1)	6.2	W	24	3	2	2	6	1	0	0	0	0	64	100	2.70	0.600										
34 Marc Rzepczynski, L ERA: 2.84	(7, 1)	0.1		2	1	0	0	0	0	0	0	0	0	4	7	0.00	3.000										
46 Kyle McClellan, R ERA: 3.0	(8, 1)	1.0		4	1	0	0	1	0	0	0	0	0	13	20	0.00	1.000										
41 Mitchell Boggs, R ERA: 1.59	(9, 1)	1.0		6	2	1	1	0	1	0	0	0	0	13	20	9.00	3.000										

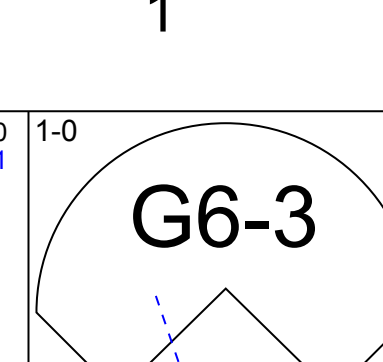
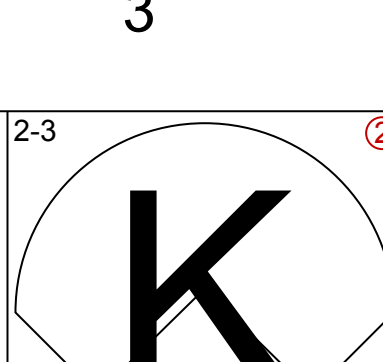
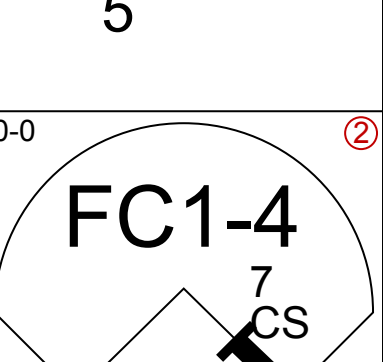
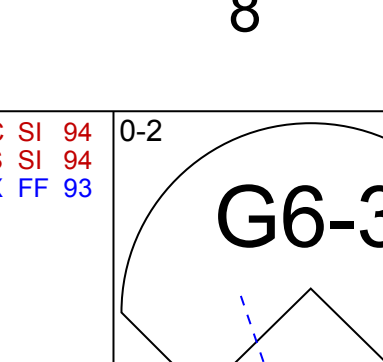
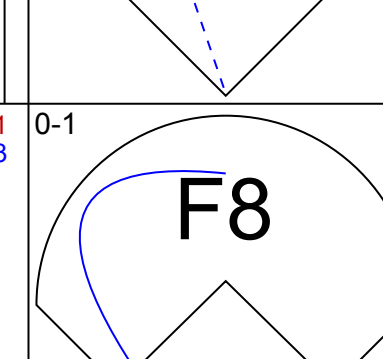
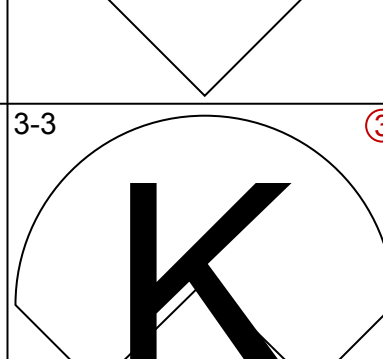
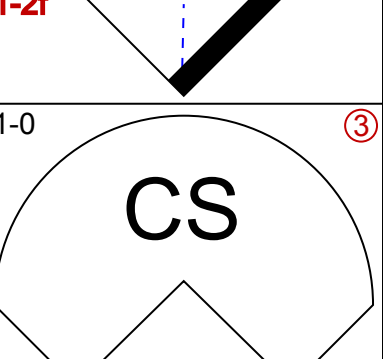
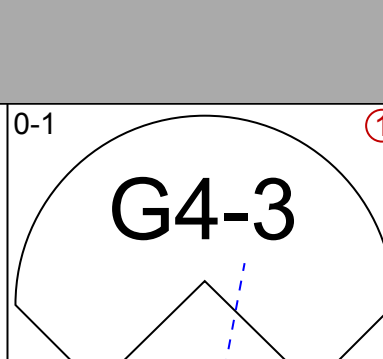
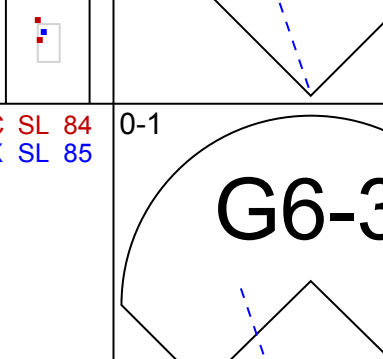
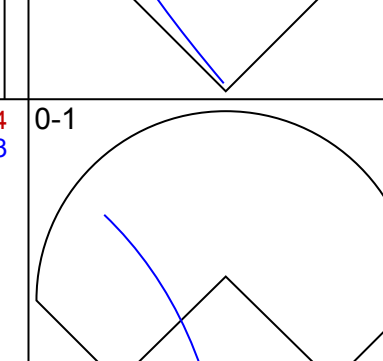
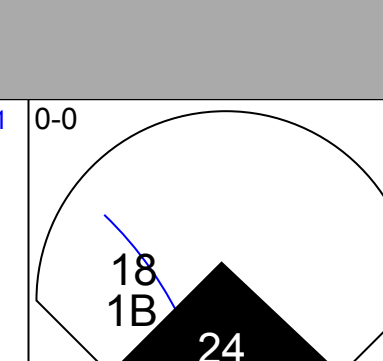
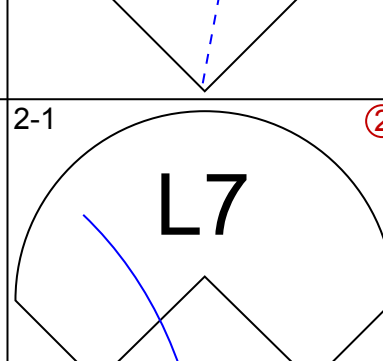
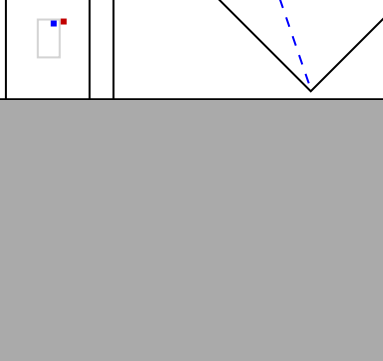
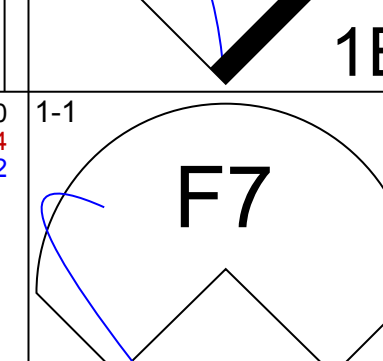
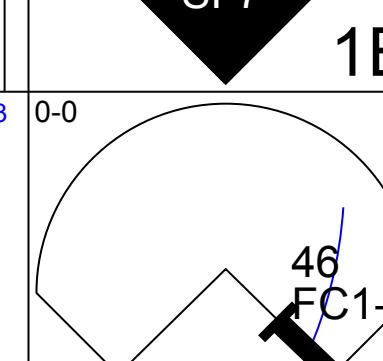
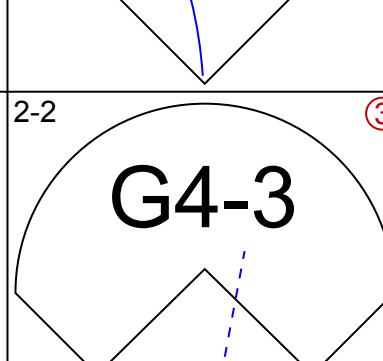

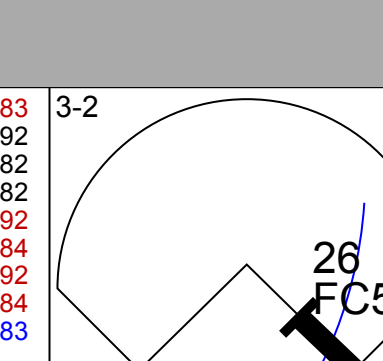
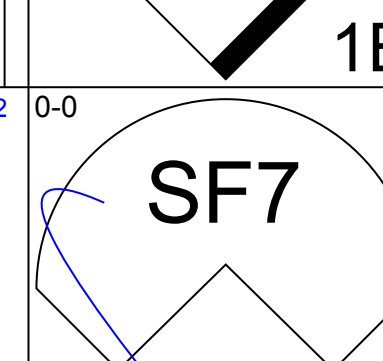
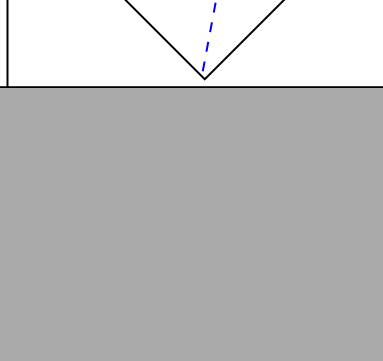

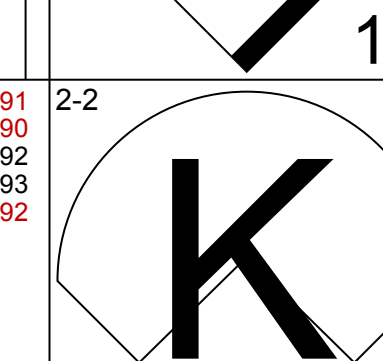
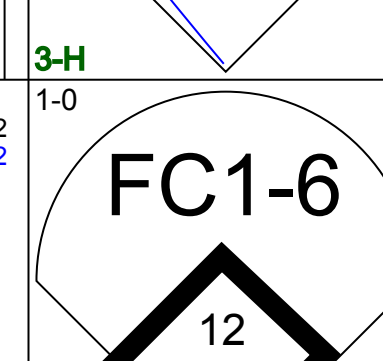

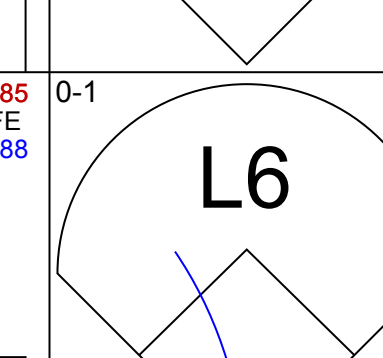
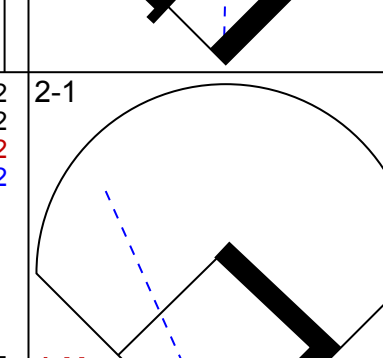

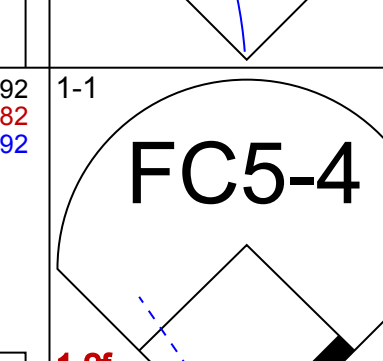
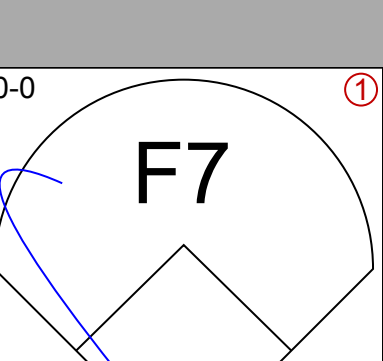

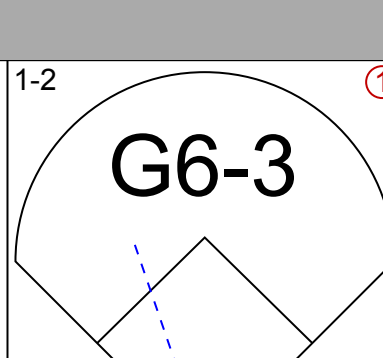
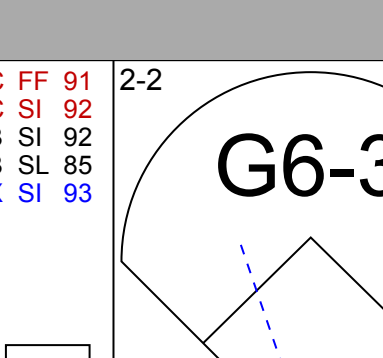
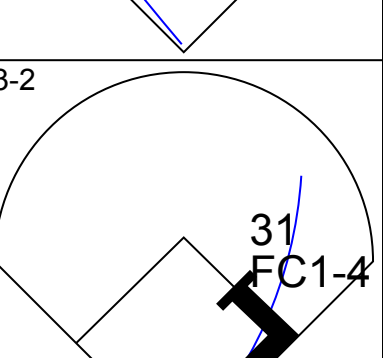
Batter	1	2	3	4	5	6	7	8	9	AB	R	H	RBI	BB	SO	LOB	BOTTOM										
15 Rafael Furcal, S OBP: 0.389, SLG: 0.474 27 Tyler Greene, R OBP: 0.317, SLG: 0.333	7 1B		SF8		G4-3					3	2	2	1	0	0	1	Pittsburgh Pirates @ St. Louis Cardinals Busch Stadium, St. Louis, MO Wed May 02 2012, 7:16 PM - 10:27 PM CDT Att: 35,987 - Clear - 85 F										
19 Jon Jay, L OBP: 0.471, SLG: 0.556	7 1B									4	3	3	0	0	0	2											
7 Matt Holliday, R OBP: 0.312, SLG: 0.430 43 Shane Robinson, R OBP: 0.444, SLG: 0.545	3 HR									2	3	2	2	1	0	0											
3 Carlos Beltrán, S OBP: 0.398, SLG: 0.535										5	2	4	7	0	0	0											
23 David Freese, R OBP: 0.364, SLG: 0.561 48 Tony Cruz, R OBP: 0.083, SLG: 0.167	E5									2	0	0	0	1	0	1											
4 Yadier Molina, R OBP: 0.372, SLG: 0.576										2	0	0	0	0	0	2											
13 Matt Carpenter, L OBP: 0.347, SLG: 0.500										4	0	1	0	1	0	1											
33 Daniel Descalso, L OBP: 0.306, SLG: 0.352										5	1	3	0	0	2	2											
31 Lance Lynn, S OBP: 0.214, SLG: 0.214 34 Marc Rzepczynski, L ERA: 0.57 55 Skip Schumaker, L ERA: 0.57 46 Kyle McClellan, R 41 Mitchell Boggs, R	G6-3									3	0	0	0	0	1	4											
Inning Stats	R: 4 E: 1 K: 2 S: 16	H: 5 LOB: 2 BB: 0 P: 22	R: 3 E: 0 K: 0 S: 15	H: 3 LOB: 0 BB: 0 P: 26	R: 5 E: 0 K: 0 S: 11	H: 4 LOB: 1 BB: 2 P: 30	R: 0 E: 0 K: 2 S: 12	H: 1 LOB: 1 BB: 0 P: 15	R: 0 E: 0 K: 0 S: 11	H: 2 LOB: 1 BB: 0 P: 13	R: 0 E: 0 K: 1 S: 7	H: 0 LOB: 0 BB: 0 P: 13	R: 0 E: 0 K: 1 S: 10	H: 1 LOB: 1 BB: 1 P: 19	R: 0 E: 0 K: 1 S: 8	H: 1 LOB: 3 BB: 2 P: 18		1B: 13 2B: 1 3B: 2 HR: 2	SF: 1 SAC: 0 DP: 3 HBP: 1	WP: 0 PB: 0 SB: 1 CS: 0	PA: 45						
PITCHER	IP	WLS	BF	H	R	ER	SO	BB	IBB	HBP	BLK	WP	HR	S	P	ERA	WHIP										
34 A.J. Burnett, R ERA: 8.04	(1, 1)	2.2	L	22	12	12	2	1	0	0	0	0	0	24	34	0.00	1.714										
32 Brad Lincoln, R ERA: 0.57	(3, 1)	2.1		10	3	0	0	2	1	0	0	0	0	7	13	0.00	0.000										
30 Chris Resop, R ERA: 2.53	(6, 1)	1.0		3	0	0	0	1	0	0	0	0	0	10	19	0.00	2.000										
37 Juan Cruz, R ERA	(7, 1)	1.0		4	1	0	0	1	1	0	0	0	0	10	19	0.00	2.000										
39 Jason Grilli, R ERA: 3.0	(8, 1)	1.0		6	1	0	0	1	2	0	0	0	0	8	18	0.00	3.000										

Batter	1	2	3	4	5	6	7	8	9	AB	R	H	RBI	BB	SO	LOB	TOP					
2 Zack Cozart, R OBP: 0.330, SLG: 0.453										5	2	2	1	0	1	2						
6 Drew Stubbs, R OBP: 0.287, SLG: 0.347										4	1	2	1	1	0	1						
19 Joey Votto, L OBP: 0.441, SLG: 0.482										3	0	0	0	2	1	1						
4 Brandon Phillips, R OBP: 0.276, SLG: 0.361										5	0	1	1	0	0	4						
32 Jay Bruce, L OBP: 0.347, SLG: 0.641										5	2	2	1	0	0	3						
27 Scott Rolen, R OBP: 0.247, SLG: 0.325											4	0	1	0	1	0	1					
28 Chris Heisey, R OBP: 0.276, SLG: 0.333										5	1	2	1	0	0	4						
29 Ryan Hanigan, R OBP: 0.345, SLG: 0.321											4	0	2	1	0	0	1					
47 Johnny Cueto, R OBP: 0.083, SLG: 0.083										4	0	0	0	0	2	3						
Inning Stats	R: 0 E: 0 K: 1 S: 7	H: 0 LOB: 0 BB: 0 P: 9	R: 1 E: 0 K: 0 S: 12	H: 2 LOB: 1 BB: 0 P: 19	R: 0 E: 0 K: 0 S: 9	H: 1 LOB: 2 BB: 1 P: 16	R: 1 E: 0 K: 0 S: 10	H: 2 LOB: 1 BB: 0 P: 18	R: 1 E: 0 K: 0 S: 12	H: 2 LOB: 0 BB: 0 P: 17	R: 0 E: 0 K: 0 S: 6	H: 0 LOB: 0 BB: 0 P: 7	R: 2 E: 0 K: 2 S: 15	H: 2 LOB: 0 BB: 0 P: 21	R: 1 E: 0 K: 1 S: 11	H: 3 LOB: 2 BB: 0 P: 12	R: 0 E: 0 K: 0 S: 12	H: 0 LOB: 3 BB: 3 P: 26	1B: 4 2B: 4 3B: 1 HR: 3	SF: 0 SAC: 0 DP: 0 HBP: 0	WP: 0 PB: 0 SB: 0 CS: 0	PA: 43
PITCHER	IP	WLS	BF	H	R	ER	SO	BB	IBB	HBP	BLK	WP	HR	S	P	ERA	WHIP					
29 Kevin Correia, R ERA: 3.38	7.0	L	31	9	5	5	3	0	1	0	0	0	2	71	107	6.43	1.286					
30 Chris Resop, R ERA: 2.54	2.0		12	3	1	1	1	3	0	0	0	0	1	23	38	4.50	3.000					

Cincinnati Reds @ Pittsburgh Pirates
PNC Park, Pittsburgh, PA
Fri May 04 2012, 7:09 PM - 9:47 PM EDT
Att: 20,445 - Partly Cloudy - 79 F

AB 39
R 6
H 12
RBI 6
BB 4
SO 4
LOB 20



Batter	1	2	3	4	5	6	7	8	9	AB	R	H	RBI	BB	SO	LOB	BOTTOM					
31 Jose Tabata, R OBP: 0.275, SLG: 0.314										4	0	0	0	0	1	1						
7 Alex Presley, L OBP: 0.287, SLG: 0.316											4	0	0	0	1	0						
2 Nate McLouth, L OBP: 0.270, SLG: 0.265											4	1	2	0	0	0						
18 Neil Walker, S OBP: 0.337, SLG: 0.299											4	0	1	0	0	0	1					
24 Pedro Alvarez, L OBP: 0.295, SLG: 0.603											3	0	1	1	0	1	0					
46 Garrett Jones, L OBP: 0.318, SLG: 0.516											3	0	1	0	0	1	2					
12 Clint Barmes, R OBP: 0.220, SLG: 0.346											3	0	1	0	0	0	2					
30 Chris Resop, R										0	0	0	0	0	0	0	0					
26 Rod Barajas, R OBP: 0.210, SLG: 0.193											3	0	0	0	0	0	2					
29 Kevin Correia, R OBP: 0.250, SLG: 0.250											2	0	1	0	0	0	0					
36 Yamaico Navarro, R OBP: 0.321, SLG: 0.348											1	0	0	0	0	0	0					
Inning Stats	R: 0 E: 0 K: 0 S: 7	H: 1 LOB: 1 BB: 0 P: 9	R: 0 E: 0 K: 1 S: 13	H: 1 LOB: 0 BB: 0 P: 19	R: 0 E: 0 K: 2 S: 14	H: 0 LOB: 0 BB: 0 P: 20	R: 1 E: 0 K: 0 S: 6	H: 3 LOB: 2 BB: 0 P: 9	R: 0 E: 0 K: 0 S: 5	H: 1 LOB: 0 BB: 0 P: 9	R: 0 E: 0 K: 0 S: 8	H: 0 LOB: 0 BB: 0 P: 12	R: 0 E: 0 K: 0 S: 6	H: 1 LOB: 1 BB: 0 P: 10	R: 0 E: 0 K: 0 S: 8	H: 0 LOB: 0 BB: 0 P: 10	R: 0 E: 0 K: 1 S: 8	H: 0 LOB: 0 BB: 0 P: 12	1B: 5 2B: 2 3B: 0 HR: 0	SF: 1 SAC: 0 DP: 0 HBP: 0	WP: 0 PB: 0 SB: 0 CS: 1	PA: 33
PITCHER	IP	WLS	BF	H	R	ER	SO	BB	IBB	HBP	BLK	WP	HR	S	P	ERA	WHIP					
47 Johnny Cueto, R ERA: 1.31	9.0	W	32	7	1	1	4	0	0	0	0	0	0	75	110	1.00	0.778					

Cincinnati Reds @ Pittsburgh Pirates
PNC Park, Pittsburgh, PA
Fri May 04 2012, 7:09 PM - 9:47 PM EDT
Att: 20,445 - Partly Cloudy - 79 F

AB 31
R 1
H 7
RBI 1
BB 0
SO 4
LOB 8



Batter	1	2	3	4	5	6	7	8	9	AB	R	H	RBI	BB	SO	LOB	TOP					
2 Zack Cozart, R OBP: 0.327, SLG: 0.455										4	0	1	1	0	1	1	Cincinnati Reds @ Pittsburgh Pirates PNC Park, Pittsburgh, PA Sat May 05 2012, 7:07 PM - 9:42 PM EDT Att: 33,019 - Partly Cloudy - 77 F					
6 Drew Stubbs, R OBP: 0.286, SLG: 0.343										4	0	1	0	0	3	1						
19 Joey Votto, L OBP: 0.452, SLG: 0.500										3	0	2	0	1	0	1						
4 Brandon Phillips, R OBP: 0.275, SLG: 0.347										3	0	0	0	1	1	3						
32 Jay Bruce, L OBP: 0.343, SLG: 0.646										4	1	1	0	0	0	3						
27 Scott Rolen, R OBP: 0.258, SLG: 0.325										3	0	1	1	1	1	0						
48 Ryan Ludwick, R OBP: 0.284, SLG: 0.369										4	0	0	0	0	1	2						
39 Devin Mesoraco, R OBP: 0.349, SLG: 0.378										3	1	1	0	0	1	0						
44 Mike Leake, R OBP: 0.222, SLG: 0.222										2	0	1	0	0	1	0						
28 Chris Heisey, R OBP: 0.271, SLG: 0.327										1	0	0	0	0	0	1						
33 Jose Arredondo, R OBP: 0.275, SLG: 0.354										0	0	0	0	0	0	0						
Inning Stats	R: 0 H: 1 E: 0 K: 2 S: 13	H: 1 LOB: 2 BB: 1 P: 23	R: 0 H: 0 E: 0 K: 2 S: 7	H: 0 LOB: 0 BB: 0 P: 8	R: 0 H: 0 E: 0 K: 2 S: 13	H: 0 LOB: 0 BB: 0 P: 16	R: 0 H: 1 E: 0 K: 0 S: 7	H: 1 LOB: 0 BB: 0 P: 10	R: 0 H: 0 E: 0 K: 1 S: 9	H: 0 LOB: 0 BB: 1 P: 16	R: 0 H: 2 E: 0 K: 0 S: 12	H: 2 LOB: 1 BB: 0 P: 16	R: 1 H: 2 E: 0 K: 0 S: 7	H: 2 LOB: 0 BB: 0 P: 11	R: 1 H: 2 E: 0 K: 2 S: 10	H: 2 LOB: 2 BB: 1 P: 18	R: 0 H: 0 E: 0 K: 0 S: 9	H: 0 LOB: 0 BB: 0 P: 16	1B: 5 2B: 4 3B: 1 HR: 0	SF: 0 SAC: 0 DP: 4 HBP: 0	WP: 0 PB: 0 SB: 0 CS: 0	PA: 34
PITCHER	IP WLS BF H R ER SO BB IBB HBP BLK WP HR S P ERA WHIP																					
53 James McDonald, R ERA: 2.7	6.1 W 24 6 1 1 7 2 0 0 0 0 0 0 67 99 1.42 1.263																					
37 Juan Cruz, R ERA:	0.2 H 1 0 0 0 0 0 0 0 0 0 0 1 1 0.00 0.000																					
39 Jason Grilli, R ERA: 3.27	1.0 H 6 2 1 1 2 0 1 0 0 0 0 0 10 18 9.00 2.000																					
Joel Hanrahan, R ERA: 3.0	1.0 S 3 0 0 0 0 0 0 0 0 0 0 0 9 16 0.00 0.000																					

Batter	1	2	3	4	5	6	7	8	9	AB	R	H	RBI	BB	SO	LOB	BOTTOM					
31 Jose Tabata, R OBP: 0.284, SLG: 0.326										3	1	1	0	1	0	0	Cincinnati Reds @ Pittsburgh Pirates PNC Park, Pittsburgh, PA Sat May 05 2012, 7:07 PM - 9:42 PM EDT Att: 33,019 - Partly Cloudy - 77 F					
18 Neil Walker, S OBP: 0.343, SLG: 0.341										4	1	2	2	0	1	1						
22 Andrew McCutchen, R OBP: 0.355, SLG: 0.383										3	0	1	0	1	1	1						
24 Pedro Alvarez, L OBP: 0.305, SLG: 0.587										2	0	0	0	2	0	1						
14 Casey McGehee, R OBP: 0.359, SLG: 0.386										3	0	1	0	1	1	2						
46 Garrett Jones, L OBP: 0.304, SLG: 0.492										3	0	0	0	0	0	3						
37 Juan Cruz, R ERA:										0	0	0	0	0	0	0						
39 Jason Grilli, R ERA:										0	0	0	0	0	0	0						
2 Nate McLouth, L OBP: 0.289, SLG: 0.265										0	0	0	0	1	0	0						
Joel Hanrahan, R ERA: 3.0										0	0	0	0	0	0	0						
12 Clint Barmes, R OBP: 0.209, SLG: 0.329										4	0	0	0	0	2	4						
26 Rod Barajas, R OBP: 0.200, SLG: 0.183										3	0	0	0	0	0	0						
53 James McDonald, L OBP: 0.250, SLG: 0.182										2	0	0	0	0	1	0						
7 Alex Presley, L OBP: 0.275, SLG: 0.354										1	1	1	1	0	0	0						
Inning Stats	R: 0 H: 0 E: 0 K: 0 S: 8	H: 0 LOB: 1 BB: 2 P: 18	R: 0 H: 0 E: 0 K: 0 S: 6	H: 0 LOB: 0 BB: 0 P: 6	R: 2 H: 2 E: 0 K: 2 S: 12	H: 2 LOB: 0 BB: 0 P: 16	R: 0 H: 0 E: 0 K: 0 S: 9	H: 0 LOB: 1 BB: 1 P: 15	R: 0 H: 0 E: 0 K: 0 S: 6	H: 0 LOB: 0 BB: 0 P: 10	R: 0 H: 1 E: 0 K: 1 S: 11	H: 1 LOB: 2 BB: 1 P: 21	R: 1 H: 1 E: 0 K: 1 S: 7	H: 1 LOB: 0 BB: 0 P: 8	R: 0 H: 2 E: 0 K: 2 S: 15	H: 2 LOB: 2 BB: 2 P: 30	R: 0 H: 0 E: 0 K: 0 S: 8	H: 0 LOB: 0 BB: 0 P: 16	1B: 3 2B: 1 3B: 0 HR: 2	SF: 0 SAC: 0 DP: 1 HBP: 0	WP: 0 PB: 0 SB: 0 CS: 0	PA: 34
PITCHER	IP WLS BF H R ER SO BB IBB HBP BLK WP HR S P ERA WHIP																					
44 Mike Leake, R ERA: 5.97	7.0 L 28 4 3 3 4 4 0 0 0 0 0 0 15 30 3.86 1.143																					
33 Jose Arredondo, R ERA: 2.13	1.0 6 2 0 0 2 2 0 0 0 0 0 0 15 30 0.00 4.000																					

Batter	1	2	3	4	5	6	7	8	9	AB	R	H	RBI	BB	SO	LOB	TOP					
2 Zack Cozart, R OBP: 0.339, SLG: 0.451	G6-3		6 HR	K			FC6-4 1B		FC5-4 BB	3	1	1	0	2	1	1	Cincinnati Reds @ Pittsburgh Pirates PNC Park, Pittsburgh, PA Sun May 06 2012, 1:37 PM - 4:45 PM EDT Att: 20,042 - Partly Cloudy - 77 F					
6 Drew Stubbs, R OBP: 0.309, SLG: 0.388	19 F 1B BB		HR			19 F8 4 SF8 1B	FC6-4 1B		FC5-4 19 BB	4	3	3	2	1	0	1						
19 Joey Votto, L OBP: 0.450, SLG: 0.489	4 G5-4-3 1B		F9			F8				4	0	1	1	1	1	3						
4 Brandon Phillips, R OBP: 0.259, SLG: 0.329	G5-4-3		K			SF8			F9	4	0	0	1	0	1	5						
32 Jay Bruce, L OBP: 0.339, SLG: 0.630	F8					F7			G4-3	4	0	1	0	0	0	2						
28 Chris Heisey, R OBP: 0.270, SLG: 0.322	K		F9			G5-3			21 G5-4-3 1B	4	0	1	0	0	1	1						
21 Todd Frazier, R OBP: 0.476, SLG: 0.889	HR					F9			29 G6-3 2B	4	1	2	1	0	0	1						
29 Ryan Hanigan, R OBP: 0.355, SLG: 0.321	E5 1B					G6-3			G5-3	3	0	1	0	0	0	1						
55 Mat Latos, R	K					SH3-4			G4-3	2	0	0	0	0	0	2						
60 J.J. Hoover, R	K					K				0	0	0	0	0	0	0						
54 Aroldis Chapman, L	K					K				0	0	0	0	0	0	0						
9 Willie Harris, L (9, PH)										1	0	0	0	0	0	0						
31 Alfredo Simon, R (9, 1)										0	0	0	0	0	0	0						
Inning Stats	R: 1 H: 1 E: 0 K: 0 S: 8	H: 1 LOB: 0 BB: 1 P: 13	R: 1 H: 2 E: 1 K: 2 S: 9	H: 2 LOB: 1 BB: 0 P: 14	R: 2 H: 2 E: 0 K: 1 S: 16	H: 2 LOB: 1 BB: 1 P: 23	R: 0 H: 0 E: 0 K: 1 S: 7	H: 0 LOB: 1 BB: 0 P: 12	R: 1 H: 1 E: 0 K: 0 S: 12	H: 1 LOB: 1 BB: 0 P: 19	R: 0 H: 1 E: 0 K: 1 S: 10	H: 1 LOB: 2 BB: 0 P: 16	R: 0 H: 2 E: 0 K: 1 S: 13	H: 2 LOB: 0 BB: 0 P: 19	R: 0 H: 1 E: 0 K: 0 S: 5	H: 1 LOB: 0 BB: 0 P: 7	R: 0 H: 0 E: 0 K: 0 S: 15	H: 0 LOB: 2 BB: 2 P: 27	1B: 7 2B: 1 3B: 0 HR: 2	SF: 1 SAC: 1 DP: 2 HBP: 1	WP: 0 PB: 0 SB: 1 CS: 0	PA: 40
PITCHER	IP WLS BF H R ER SO BB IBB HBP BLK WP HR S P ERA WHIP	6.0 L 27 7 5 4 5 2 0 1 0 0 2 62 97 6.00 1.500	1.0 5 2 0 0 1 0 0 0 0 0 0 13 19 0.00 2.000	2.0 8 1 0 0 0 2 0 0 0 0 0 20 34 0.00 1.500	PITCHER										IP WLS BF H R ER SO BB IBB HBP BLK WP HR S P ERA WHIP	6.0 L 27 7 5 4 5 2 0 1 0 0 2 62 97 6.00 1.500						

AB	33
R	5
H	10
RBI	5
BB	4
SO	6
LOB	17



Batter	1	2	3	4	5	6	7	8	9	AB	R	H	RBI	BB	SO	LOB	BOTTOM			
31 Jose Tabata, R OBP: 0.293, SLG: 0.326	24 BB 18 BB HBP		F9			K				3	0	1	0	0	1	0	Cincinnati Reds @ Pittsburgh Pirates PNC Park, Pittsburgh, PA Sun May 06 2012, 1:37 PM - 4:45 PM EDT Att: 20,042 - Partly Cloudy - 77 F			
7 Alex Presley, L OBP: 0.284, SLG: 0.340	F9		K			E4 18 FC5-4				4	0	0	0	0	2	3				
48 Jared Hughes, R	F9		K			E4 18 FC5-4				0	0	0	0	0	0	0				
18 Neil Walker, S OBP: 0.350, SLG: 0.340	24 BB					FC5-4				3	0	1	0	1	0	3				
24 Pedro Alvarez, L OBP: 0.314, SLG: 0.571	BB					FC5-4				2	0	0	0	2	1	1				
14 Casey McGehee, R OBP: 0.338, SLG: 0.361	BB					K				4	0	0	0	0	2	5				
2 Nate McLouth, L OBP: 0.286, SLG: 0.263	K					G3-1				4	0	1	0	0	2	3				
12 Clint Barmes, R OBP: 0.202, SLG: 0.318			K			K				3	0	0	0	0	3	1				
5 Josh Harrison, R OBP: 0.222, SLG: 0.308			K			K				1	0	0	0	0	1	0				
55 Michael McKenry, R OBP: 0.306, SLG: 0.323			K			K				4	0	0	0	0	3	1				
50 Charlie Morton, R ERA: 4.93			K			K				2	0	0	0	0	1	1				
32 Brad Lincoln, L			K			K				0	0	0	0	0	0	0				
36 Yamaico Navarro, R OBP: 0.300, SLG: 0.320			K			K				2	0	0	0	0	1	1				
Inning Stats	R: 0 H: 0 E: 0 K: 1 S: 13	H: 0 LOB: 3 BB: 2 P: 26	R: 0 H: 0 E: 0 K: 3 S: 11	H: 0 LOB: 0 BB: 0 P: 17	R: 0 H: 1 E: 0 K: 1 S: 11	H: 1 LOB: 2 BB: 1 P: 19	R: 0 H: 1 E: 0 K: 2 S: 13	H: 1 LOB: 1 BB: 0 P: 16	R: 0 H: 0 E: 0 K: 2 S: 10	H: 0 LOB: 0 BB: 0 P: 13	R: 0 H: 1 E: 1 K: 2 S: 15	H: 1 LOB: 2 BB: 0 P: 22	R: 0 H: 0 E: 0 K: 2 S: 11	H: 0 LOB: 0 BB: 0 P: 16	R: 0 H: 0 E: 0 K: 2 S: 7	H: 0 LOB: 0 BB: 0 P: 8	1B: 3 2B: 0 3B: 0 HR: 0	SF: 0 SAC: 0 DP: 0 HBP: 1	WP: 0 PB: 0 SB: 0 CS: 0	PA: 36
PITCHER	IP WLS BF H R ER SO BB IBB HBP BLK WP HR S P ERA WHIP	6.0 W 25 2 0 0 10 3 0 1 0 0 68 107 0.00 0.833	0.2 4 1 0 0 2 0 0 0 0 0 0 12 18 0.00 1.500	1.1 4 0 0 0 2 0 0 0 0 0 0 14 20 0.00 0.000	1.0 3 0 0 0 2 0 0 0 0 0 0 7 8 0.00 0.000	PITCHER										IP WLS BF H R ER SO BB IBB HBP BLK WP HR S P ERA WHIP	6.0 W 25 2 0 0 10 3 0 1 0 0 68 107 0.00 0.833			

AB	32
R	0
H	3
RBI	0
BB	3
SO	17
LOB	19



Batter	1	2	3	4	5	6	7	8	9	AB	R	H	RBI	BB	SO	LOB	TOP			
20 Ian Desmond, R OBP: 0.290, SLG: 0.427										4	0	0	0	0	2	2				
34 Bryce Harper, L OBP: 0.405, SLG: 0.500										4	1	1	0	0	0	0				
11 Ryan Zimmerman, R OBP: 0.319, SLG: 0.339										4	1	1	0	0	0	1				
25 Adam LaRoche, L OBP: 0.406, SLG: 0.548										3	1	2	2	1	1	0				
8 Danny Espinosa, S OBP: 0.282, SLG: 0.235										4	0	0	0	0	3	3				
24 Rick Ankiel, L OBP: 0.308, SLG: 0.429										4	0	1	1	0	1	0				
3 Wilson Ramos, R OBP: 0.353, SLG: 0.378										4	1	2	1	0	2	2				
2 Roger Bernadina, L OBP: 0.286, SLG: 0.286										4	0	0	0	0	2	1				
33 Edwin Jackson, R OBP: 0.308, SLG: 0.308										2	0	2	0	0	0	0				
1 Steve Lombardozzi, S OBP: 0.373, SLG: 0.350										1	0	0	0	0	1	0				
36 Tyler Clippard, R OBP: 0.319, SLG: 0.338										0	0	0	0	0	0	0				
63 Henry Alberto Rodriguez, R OBP: 0.290, SLG: 0.308										0	0	0	0	0	0	0				
Inning Stats	R: 0 H: 0 E: 0 K: 1 S: 10	H: 0 LOB: 0 BB: 0 P: 14	R: 0 H: 0 E: 0 K: 2 S: 7	H: 0 LOB: 0 BB: 0 P: 8	R: 1 H: 2 E: 0 K: 1 S: 6	H: 2 LOB: 0 BB: 0 P: 10	R: 1 H: 3 E: 0 K: 2 S: 11	H: 3 LOB: 2 BB: 0 P: 17	R: 0 H: 1 E: 0 K: 0 S: 5	H: 0 LOB: 0 BB: 1 P: 12	R: 0 H: 0 E: 0 K: 2 S: 9	H: 0 LOB: 0 BB: 0 P: 12	R: 0 H: 0 E: 0 K: 2 S: 9	H: 0 LOB: 0 BB: 0 P: 12	R: 2 H: 3 E: 0 K: 2 S: 16	H: 3 LOB: 1 BB: 0 P: 23	1B: 6 2B: 1 3B: 0 HR: 2	SF: 0 SAC: 0 DP: 2 HBP: 0	WP: 0 PB: 0 SB: 0 CS: 0	PA: 35
PITCHER	IP	WLS	BF	H	R	ER	SO	BB	IBB	HBP	BLK	WP	HR	S	P	ERA	WHIP			
34 A.J. Burnett, R ERA: 6.08	8.0		29	6	2	2	10	1	0	0	0	0	1	64	93	2.25	0.875			
Joel Hanrahan, R ERA: 4.95	0.2	B	4	2	2	2	1	0	0	0	0	0	1	12	18	27.00	3.000			
44 Tony Watson, L ERA: 6.0	0.1	W	2	1	0	0	1	0	0	0	0	0	0	4	5	0.00	3.000			

Washington Nationals @ Pittsburgh Pirates
PNC Park, Pittsburgh, PA
Tue May 08 2012, 7:09 PM - 9:43 PM EDT
Att: 10,323 - Cloudy - 70 F

AB	34
R	4
H	9
RBI	4
BB	1
SO	12
LOB	9



Batter	1	2	3	4	5	6	7	8	9	AB	R	H	RBI	BB	SO	LOB	BOTTOM					
31 Jose Tabata, R OBP: 0.282, SLG: 0.313										4	0	0	0	0	1	1						
18 Neil Walker, S OBP: 0.346, SLG: 0.351										3	0	1	1	0	0	0						
22 Andrew McCutchen, R OBP: 0.370, SLG: 0.417										2	1	1	1	2	0	0						
24 Pedro Alvarez, L OBP: 0.300, SLG: 0.543										4	0	0	0	0	2	4						
14 Casey McGehee, R OBP: 0.319, SLG: 0.338										4	0	0	0	0	0	2						
46 Garrett Jones, L OBP: 0.306, SLG: 0.529										3	1	1	1	0	0	0						
Joel Hanrahan, R ERA: 4.15										0	0	0	0	0	0	0						
44 Tony Watson, L OBP: 0.271, SLG: 0.346										0	0	0	0	0	0	0						
7 Alex Presley, L OBP: 0.271, SLG: 0.346										1	1	1	0	0	0	0						
12 Clint Barmes, R OBP: 0.196, SLG: 0.307										3	0	0	0	0	1	0						
36 Yamaico Navarro, R OBP: 0.290, SLG: 0.308										1	0	0	0	0	1	1						
26 Rod Barajas, R OBP: 0.203, SLG: 0.234										4	1	1	2	0	1	0						
34 A.J. Burnett, R ERA: 6.08										2	0	0	0	0	1	0						
2 Nate McLouth, L OBP: 0.302, SLG: 0.263										0	1	0	0	1	0	0						
Inning Stats	R: 0 H: 1 E: 0 K: 2 S: 12	H: 1 LOB: 2 BB: 1 P: 21	R: 0 H: 0 E: 0 K: 1 S: 8	H: 0 LOB: 0 BB: 0 P: 11	R: 0 H: 0 E: 0 K: 0 S: 4	H: 0 LOB: 0 BB: 0 P: 6	R: 2 H: 2 E: 0 K: 0 S: 15	H: 2 LOB: 0 BB: 0 P: 21	R: 0 H: 0 E: 0 K: 1 S: 7	H: 0 LOB: 0 BB: 0 P: 8	R: 0 H: 0 E: 0 K: 0 S: 7	H: 0 LOB: 0 BB: 0 P: 11	R: 0 H: 0 E: 0 K: 1 S: 9	H: 0 LOB: 0 BB: 0 P: 13	R: 1 H: 0 E: 1 K: 1 S: 11	H: 0 LOB: 2 BB: 2 P: 20	R: 2 H: 2 E: 0 K: 1 S: 8	H: 2 LOB: 0 BB: 0 P: 12	1B: 1 2B: 1 3B: 0 HR: 3	SF: 1 SAC: 0 DP: 0 HBP: 0	WP: 2 PB: 0 SB: 0 CS: 0	PA: 35
PITCHER	IP	WLS	BF	H	R	ER	SO	BB	IBB	HBP	BLK	WP	HR	S	P	ERA	WHIP					
33 Edwin Jackson, R ERA: 3.45	7.0		25	3	2	2	5	1	0	0	0	0	0	11	20	0.00	1.000					
36 Tyler Clippard, R ERA: 4.15	1.0		6	0	1	0	1	1	1	0	0	0	0	11	20	0.00	1.000					
63 Henry Alberto Rodriguez, R ERA: 2.84	0.2	L	4	2	2	2	1	0	0	0	0	1	1	8	12	27.00	3.000					

Washington Nationals @ Pittsburgh Pirates
PNC Park, Pittsburgh, PA
Tue May 08 2012, 7:09 PM - 9:43 PM EDT
Att: 10,323 - Cloudy - 70 F

AB	31
R	5
H	5
RBI	5
BB	3
SO	7
LOB	8



Batter	1	2	3	4	5	6	7	8	9	AB	R	H	RBI	BB	SO	LOB	TOP								
20 Ian Desmond, R OBP: 0.284, SLG: 0.418										5	0	0	0	0	0	3									
2 Roger Bernadina, L OBP: 0.295, SLG: 0.340										4	1	1	1	0	0	1									
11 Ryan Zimmerman, R (1, 5)										3	1	1	0	1	1	0									
25 Adam LaRoche, L OBP: 0.421, SLG: 0.582										3	1	2	2	1	0	1									
34 Bryce Harper, L OBP: 0.370, SLG: 0.421										4	0	1	0	0	1	1									
8 Danny Espinosa, S OBP: 0.280, SLG: 0.245										4	0	1	0	0	0	2									
24 Rick Ankiel, L OBP: 0.296, SLG: 0.449										4	1	1	1	0	1	1									
26 Jesus Flores, R OBP: 0.263, SLG: 0.235										4	0	0	0	0	0	0									
37 Stephen Strasburg, R 1 Steve Lombardozzi, S 52 Ryan Mathews, R 36 Tyler Clippard, R 18 Chad Tracy, L 63 Henry Alberto Rodriguez, R										1	0	1	0	0	0	0									
Inning Stats	R: 0 E: 0 K: 0 S: 6	H: 1 LOB: 0 BB: 0 P: 9	R: 0 E: 0 K: 1 S: 8	H: 1 LOB: 0 BB: 0 P: 12	R: 0 E: 0 K: 0 S: 9	H: 0 LOB: 1 BB: 0 P: 12	R: 0 E: 0 K: 0 S: 6	H: 1 LOB: 1 BB: 0 P: 10	R: 0 E: 0 K: 0 S: 6	H: 1 LOB: 0 BB: 0 P: 8	R: 3 E: 0 K: 0 S: 14	H: 2 LOB: 0 BB: 1 P: 23	R: 0 E: 0 K: 2 S: 8	H: 0 LOB: 0 BB: 0 P: 7	R: 0 E: 0 K: 2 S: 8	H: 1 LOB: 0 BB: 0 P: 10	R: 1 E: 0 K: 0 S: 9	H: 2 LOB: 1 BB: 0 P: 12	1B: 4 2B: 2 3B: 0 HR: 3	SF: 0 SAC: 0 DP: 1 HBP: 1	WP: 0 PB: 0 SB: 0 CS: 1	PA: 37			
PITCHER	IP	WLS	BF	H	R	ER	SO	BB	IBB	HBP	BLK	WP	HR	S	P	ERA	WHIP								
29 Kevin Correia, R ERA: 3.47	7.0	L	28	6	3	3	1	2	0	1	0	0	2	55	81	3.86	1.143								
44 Tony Watson, L ERA: 5.4	1.0		4	1	0	0	2	0	0	0	0	0	0	8	10	0.00	1.000								
30 Chris Resop, R ERA: 3.29	1.0		5	2	1	1	0	0	0	0	0	0	1	9	12	9.00	2.000								

Washington Nationals @ Pittsburgh Pirates
PNC Park, Pittsburgh, PA
Thu May 10 2012, 7:06 PM - 9:45 PM EDT
Att: 15,381 - Cloudy - 60 F

AB	34
R	4
H	9
RBI	4
BB	2
SO	3
LOB	9



Batter	1	2	3	4	5	6	7	8	9	AB	R	H	RBI	BB	SO	LOB	BOTTOM								
31 Jose Tabata, R OBP: 0.288, SLG: 0.317										4	1	2	0	0	0	0									
7 Alex Presley, L OBP: 0.281, SLG: 0.333										3	0	0	0	0	2	1									
22 Andrew McCutchen, R OBP: 0.397, SLG: 0.466										3	1	1	1	1	1	0									
24 Pedro Alvarez, L OBP: 0.286, SLG: 0.500										3	0	0	0	1	2	1									
18 Neil Walker, S OBP: 0.348, SLG: 0.346										3	0	1	1	1	2	0									
46 Garrett Jones, L OBP: 0.289, SLG: 0.500										4	0	0	0	0	3	4									
12 Clint Barmes, R ERA: 1.64										3	0	0	0	0	2	0									
14 Casey McGehee, R (9, PH) OBP: 0.312, SLG: 0.329										1	0	0	0	0	0	1									
55 Michael McKenry, R (1, 2) OBP: 0.308, SLG: 0.353										3	0	1	0	0	1	0									
29 Kevin Correia, R OBP: 0.200, SLG: 0.200										2	0	0	0	0	2	1									
2 Nate McLouth, L (7, PH) OBP: 0.290, SLG: 0.256										1	0	0	0	0	0	0									
44 Tony Watson, L (8, 1)										0	0	0	0	0	0	0									
30 Chris Resop, R (9, 1)										0	0	0	0	0	0	0									
Inning Stats	R: 0 E: 0 K: 1 S: 6	H: 1 LOB: 0 BB: 0 P: 10	R: 0 E: 0 K: 3 S: 9	H: 0 LOB: 0 BB: 0 P: 10	R: 0 E: 0 K: 3 S: 10	H: 0 LOB: 0 BB: 0 P: 16	R: 2 E: 1 K: 1 S: 12	H: 3 LOB: 1 BB: 0 P: 19	R: 0 E: 0 K: 2 S: 13	H: 1 LOB: 1 BB: 0 P: 18	R: 0 E: 0 K: 2 S: 12	H: 0 LOB: 3 BB: 3 P: 30	R: 0 E: 0 K: 0 S: 8	H: 0 LOB: 0 BB: 0 P: 15	R: 0 E: 0 K: 1 S: 8	H: 0 LOB: 0 BB: 0 P: 12	R: 0 E: 0 K: 1 S: 9	H: 0 LOB: 1 BB: 0 P: 16	1B: 4 2B: 1 3B: 0 HR: 0	SF: 0 SAC: 1 DP: 1 HBP: 0	WP: 0 PB: 0 SB: 0 CS: 0	PA: 34			
PITCHER	IP	WLS	BF	H	R	ER	SO	BB	IBB	HBP	BLK	WP	HR	S	P	ERA	WHIP								
37 Stephen Strasburg, R (1, 1)	6.0	W	25	5	2	1	13	3	0	0	0	0	0	62	103	1.50	1.333								
52 Ryan Mathews, R (7, 1)	1.0	H	3	0	0	0	0	0	0	0	0	0	0	8	15	0.00	0.000								
36 Tyler Clippard, R (8, 1)	1.0	H	3	0	0	0	1	0	0	0	0	0	0	8	12	0.00	0.000								
63 Henry Alberto Rodriguez, R (8, 1) ERA: 2.63	1.0	S	4	0	0	0	1	0	0	0	0	0	0	9	16	0.00	0.000								

Washington Nationals @ Pittsburgh Pirates
PNC Park, Pittsburgh, PA
Thu May 10 2012, 7:06 PM - 9:45 PM EDT
Att: 15,381 - Cloudy - 60 F

AB	30
R	2
H	5
RBI	2
BB	3
SO	15
LOB	8



Batter	1	2	3	4	5	6	7	8	9	AB	R	H	RBI	BB	SO	LOB	TOP			
1 Jordan Schafer, L (1,8) OBP: 0.341, SLG: 0.333										4	0	0	0	0	3	0				
4 Jed Lowrie, S (1,6) OBP: 0.382, SLG: 0.474										4	0	1	0	0	1	0				
27 Jose Altuve, R (1,4) OBP: 0.373, SLG: 0.480										3	0	0	0	1	0	0				
45 Carlos Lee, R (1,3) OBP: 0.336, SLG: 0.373										4	0	0	0	0	1	1				
19 Brian Bogusevic, L (1,9) OBP: 0.325, SLG: 0.347										3	1	1	0	0	0	0				
23 Chris Johnson, R (1,5) OBP: 0.339, SLG: 0.478										3	0	2	0	0	0	0				
44 Justin Maxwell, R (1,7) 59 Wilton Lopez, R (7,1) 39 Brett Myers, R (9,1)										3	0	0	0	0	1	2	AB 29			
15 Jason Castro, L (1,2) OBP: 0.284, SLG: 0.279										2	0	0	0	1	0	0	R 1			
20 Bud Norris, R (1,1) 53 Wesley Wright, R (7,1) 6 Travis Buck, L (7,7) OBP: 0.333, SLG: 0.388										2	0	0	0	0	1	1	H 4			
										0	0	0	0	0	0	0	RBI 0			
										1	0	0	0	0	1	0	BB 2			
																	SO 8			
																	LOB 4			
Inning Stats	R: 0 E: 0 K: 2 S: 11	H: 0 LOB: 1 BB: 1 P: 17	R: 1 E: 0 K: 0 S: 7	H: 2 LOB: 1 BB: 1 P: 14	R: 0 E: 0 K: 0 S: 6	H: 0 LOB: 0 BB: 0 P: 8	R: 0 E: 0 K: 0 S: 7	H: 0 LOB: 0 BB: 0 P: 8	R: 0 E: 0 K: 1 S: 9	H: 1 LOB: 1 BB: 0 P: 12	R: 0 E: 0 K: 1 S: 14	H: 1 LOB: 1 BB: 0 P: 19	R: 0 E: 0 K: 2 S: 8	H: 0 LOB: 0 BB: 0 P: 13	R: 0 E: 0 K: 0 S: 14	H: 0 LOB: 0 BB: 0 P: 19	1B: 3 2B: 1 3B: 0 HR: 0	SF: 0 SAC: 0 DP: 1 HBP: 0	WP: 0 PB: 0 SB: 0 CS: 0	PA: 31
PITCHER	IP: 8.0 ERA: 2.42	WLS: L BF: 28	H: 4 R: 1 ER: 1 SO: 8	BB: 2 IBB: 0 HBP: 0 BLK: 0	WP: 0 HR: 0 S: 73 P: 107	ERA: 1.12 WHIP: 0.750	PITCHER	IP: 1.0 ERA: 1.53	WLS: 3 BF: 0	H: 0 R: 0 ER: 0 SO: 0	BB: 0 IBB: 0 HBP: 0 BLK: 0	WP: 0 HR: 0 S: 14 P: 19	ERA: 0.00 WHIP: 0.000							

Houston Astros @ Pittsburgh Pirates
PNC Park, Pittsburgh, PA
Fri May 11 2012, 7:08 PM - 9:48 PM EDT
Att. 19,878 - Clear - 70 F



Batter	1	2	3	4	5	6	7	8	9	AB	R	H	RBI	BB	SO	LOB	BOTTOM						
31 Jose Tabata, R (1,9) OBP: 0.287, SLG: 0.333										4	0	1	0	0	1	3							
2 Nate McLouth, L (1,7) OBP: 0.271, SLG: 0.233										4	0	0	0	0	1	4							
22 Andrew McCutchen, R (1,8) OBP: 0.383, SLG: 0.449										4	0	0	0	0	2	4							
24 Pedro Alvarez, L (1,5) OBP: 0.277, SLG: 0.484										3	0	0	0	0	3	0							
18 Neil Walker, S (1,4) OBP: 0.339, SLG: 0.336										3	0	0	0	0	0	0							
46 Garrett Jones, L (1,3) OBP: 0.282, SLG: 0.486										2	0	0	0	0	0	0							
14 Casey McGehee, R(7,PH) OBP: 0.308, SLG: 0.324										1	0	0	0	0	1	0							
26 Rod Barajas, R (1,2) 5 Josh Harrison, R (8,PR) 55 Michael McKenry, R (9,2) OBP: 0.308, SLG: 0.353										3	0	2	0	0	0	0	AB 29						
12 Clint Barmes, R (1,6) OBP: 0.192, SLG: 0.295										3	0	1	0	0	1	1	R 0						
53 James McDonald, L (1,1) 7 Alex Presley, L (8,PH) 48 Jared Hughes, R (9,1) OBP: 0.231, SLG: 0.167										1	0	0	0	0	1	0	H 4						
										1	0	0	0	0	1	1	RBI 0						
										0	0	0	0	0	0	0	BB 0						
																	SO 11						
																	LOB 13						
Inning Stats	R: 0 E: 0 K: 2 S: 9	H: 0 LOB: 0 BB: 0 P: 15	R: 0 E: 0 K: 1 S: 9	H: 0 LOB: 0 BB: 0 P: 16	R: 0 E: 0 K: 2 S: 9	H: 0 LOB: 0 BB: 0 P: 12	R: 0 E: 0 K: 0 S: 6	H: 1 LOB: 0 BB: 0 P: 9	R: 0 E: 0 K: 1 S: 7	H: 0 LOB: 0 BB: 0 P: 9	R: 0 E: 0 K: 2 S: 11	H: 2 LOB: 3 BB: 0 P: 17	R: 0 E: 0 K: 1 S: 11	H: 1 LOB: 1 BB: 0 P: 17	R: 0 E: 0 K: 0 S: 7	H: 0 LOB: 0 BB: 0 P: 11	1B: 2 2B: 1 3B: 1 HR: 0	SF: 0 SAC: 1 DP: 0 HBP: 0	WP: 0 PB: 0 SB: 0 CS: 1	PA: 31			
PITCHER	IP: 6.0 ERA: 3.95	WLS: H BF: 21	H: 3 R: 0 ER: 0 SO: 8	BB: 0 IBB: 0 HBP: 0 BLK: 0	WP: 0 HR: 0 S: 62 P: 94	ERA: 0.00 WHIP: 0.500	PITCHER	IP: 0.2 ERA: 3.52	WLS: H BF: 4	H: 1 R: 0 ER: 0 SO: 2	BB: 0 IBB: 0 HBP: 0 BLK: 0	WP: 0 HR: 0 S: 14 P: 22	ERA: 0.00 WHIP: 0.750	PITCHER	IP: 1.0 ERA: 1.83	WLS: S BF: 3	H: 0 R: 0 ER: 0 SO: 0	BB: 0 IBB: 0 HBP: 0 BLK: 0	WP: 0 HR: 0 S: 7 P: 11	1B: 2 2B: 1 3B: 1 HR: 0	SF: 0 SAC: 1 DP: 0 HBP: 0	WP: 0 PB: 0 SB: 0 CS: 1	PA: 31

Houston Astros @ Pittsburgh Pirates
PNC Park, Pittsburgh, PA
Fri May 11 2012, 7:08 PM - 9:48 PM EDT
Att. 19,878 - Clear - 70 F



Batter	1	2	3	4	5	6	7	8	9	10	11	12	AB	R	H	RBI	BB	SO	LOB	TOP																													
1 Jordan Schafer, L (1.8) OBP: 0.333, SLG: 0.333	F8			F7		F9		G4-3		F7			5	0	0	0	0	0	1																														
4 Jed Lowrie, S (1.6) OBP: 0.361, SLG: 0.443	F8			G3		G4-3		P5			F8		5	0	0	0	0	0	0																														
14 J.D. Martinez, R (1.7) OBP: 0.341, SLG: 0.346													4	0	0	0	0	1	0																														
44 Justin Maxwell, R (9.7) OBP: 0.289, SLG: 0.366	K			G5-3				G3			F8		1	0	0	0	0	0	0																														
45 Carlos Lee, R (1.3) OBP: 0.336, SLG: 0.378		G4-3				23 F9 15 1B		K			F9		5	2	2	0	0	1	0																														
19 Brian Bogusevic, L (1.9) OBP: 0.345, SLG: 0.350		F8				15 E 23 1B		BB			P6		4	0	1	0	1	1	1																														
23 Chris Johnson, R (1.5) OBP: 0.331, SLG: 0.467													5	0	1	1	0	1	2																														
43 Fernando Rodriguez Jr., R (18.1)		G4-3						L3			K		0	0	0	0	0	0	0																														
15 Jason Castro, L (1.2) OBP: 0.291, SLG: 0.288						9 G3-6-1 1B		E1			F8		5	0	2	1	0	0	2																														
9 Marwin Gonzalez, S (1.4) OBP: 0.229, SLG: 0.277													4	0	0	0	0	1	5																														
51 Wandy Rodriguez, S (1.1) OBP: 0.299, SLG: 0.371													3	0	0	0	0	1	3																														
38 Brett Myers, R (9.1) OBP: 0.285, SLG: 0.369													0	0	0	0	0	0	0																														
16 Matt Downs, R (10.1) OBP: 0.245, SLG: 0.249													0	0	0	0	0	0	0																														
59 Wilton Lopez, R (10.1) OBP: 0.289, SLG: 0.372													0	0	0	0	0	0	0																														
53 Wesley Wright, R (11.1) OBP: 0.270, SLG: 0.342													0	0	0	0	0	0	0																														
27 Jose Altuve, R (12.4) OBP: 0.370, SLG: 0.512													0	0	0	0	0	0	0																														
Inning Stats	R: 0 E: 0 K: 1 S: 9	H: 0 LOB: 0 BB: 0 P: 11	R: 0 E: 0 K: 0 S: 9	H: 0 LOB: 0 BB: 0 P: 16	R: 0 E: 0 K: 1 S: 7	H: 1 LOB: 0 BB: 0 P: 9	R: 0 E: 0 K: 0 S: 6	H: 0 LOB: 0 BB: 0 P: 9	R: 1 E: 0 K: 1 S: 10	H: 2 LOB: 1 BB: 0 P: 13	R: 0 E: 0 K: 0 S: 8	H: 0 LOB: 0 BB: 0 P: 12	R: 1 E: 0 K: 1 S: 17	H: 3 LOB: 3 BB: 0 P: 23	R: 0 E: 0 K: 0 S: 7	H: 0 LOB: 0 BB: 0 P: 10	R: 0 E: 0 K: 1 S: 8	H: 0 LOB: 0 BB: 1 P: 14	R: 0 E: 0 K: 0 S: 6	H: 0 LOB: 1 BB: 1 P: 11	R: 0 E: 0 K: 0 S: 8	H: 0 LOB: 0 BB: 0 P: 12	R: 0 E: 0 K: 1 S: 7	H: 0 LOB: 0 BB: 0 P: 10	1B: 5 2B: 2 3B: 0 HR: 0	SF: 0 SAC: 0 DP: 2 HBP: 0	WP: 0 PB: 0 SB: 0 CS: 0	PA: 43																					
PITCHER	IP WLS BF H R ER SO BB IBB HBP BLK WP HR S P ERA WHIP	34 A.J. Burnett, R (1.1) ERA: 5.12	39 Jason Grilli, R (9.1) ERA: 2.77	52 Joel Hanrahan, R (10.1) ERA: 3.88	37 Juan Cruz, R (11.1) ERA: 0.64	44 Tony Watson, L (12.1) ERA: 4.26	PITCHER	IP WLS BF H R ER SO BB IBB HBP BLK WP HR S P ERA WHIP	31 Jose Tabata, R (1.7) OBP: 0.290, SLG: 0.371	18 Neil Walker, S (1.4) OBP: 0.331, SLG: 0.348	22 Andrew McCutchen, R (1.8) OBP: 0.403, SLG: 0.496	24 Pedro Alvarez, L (1.5) OBP: 0.282, SLG: 0.480	14 Casey McGehee, R (1.1) OBP: 0.285, SLG: 0.369	2 Nate McLain, R (1.1) OBP: 0.285, SLG: 0.369	52 Joel Hanrahan, R (10.1) ERA: 3.88	37 Juan Cruz, R (11.1) ERA: 0.64	44 Tony Watson, L (12.1) ERA: 4.26	53 James McDonald, L (12.1) ERA: 4.26	36 Yamaico Navarro, R (1.9) OBP: 0.256, SLG: 0.265	7 Alex Presley, L (9.1) OBP: 0.252, SLG: 0.321	26 Rod Barajas, R (1.2) OBP: 0.215, SLG: 0.257	12 Clint Barmes, R (10.1) OBP: 0.192, SLG: 0.303	5 Josh Harrison, R (1.6) OBP: 0.212, SLG: 0.281	34 A.J. Burnett, R (1.1) ERA: 5.12	46 Garrett Jones, L (8.1) OBP: 0.275, SLG: 0.474	39 Jason Grilli, R (9.1) ERA: 2.77	55 Michael McKenry, R (10.2) OBP: 0.295, SLG: 0.316	PITCHER	IP WLS BF H R ER SO BB IBB HBP BLK WP HR S P ERA WHIP	51 Wandy Rodriguez, L (1.1) ERA: 1.99	39 Brett Myers, R (9.1) ERA: 1.42	59 Wilton Lopez, R (10.1) ERA: 1.89	53 Wesley Wright, L (11.1) ERA: 3.12	43 Fernando Rodriguez Jr., R (12.1) ERA: 4.15	51 Wandy Rodriguez, L (1.1) ERA: 1.99	39 Brett Myers, R (9.1) ERA: 1.42	59 Wilton Lopez, R (10.1) ERA: 1.89	53 Wesley Wright, L (11.1) ERA: 3.12	43 Fernando Rodriguez Jr., R (12.1) ERA: 4.15	51 Wandy Rodriguez, L (1.1) ERA: 1.99	39 Brett Myers, R (9.1) ERA: 1.42	59 Wilton Lopez, R (10.1) ERA: 1.89	53 Wesley Wright, L (11.1) ERA: 3.12	43 Fernando Rodriguez Jr., R (12.1) ERA: 4.15	51 Wandy Rodriguez, L (1.1) ERA: 1.99	39 Brett Myers, R (9.1) ERA: 1.42	59 Wilton Lopez, R (10.1) ERA: 1.89	53 Wesley Wright, L (11.1) ERA: 3.12	43 Fernando Rodriguez Jr., R (12.1) ERA: 4.15

Houston Astros @ Pittsburgh Pirates
PNC Park, Pittsburgh, PA
Sun May 13 2012, 2:06 PM - 5:37 PM EDT
Att. 27,517 - Drizzle - 62 F

AB 41
R 2
H 6
RBI 2
BB 2
SO 6
LOB 14



Batter	1	2	3	4	5	6	7	8	9	10	11	12	AB	R	H	RBI	BB	SO	LOB	BOTTOM											
31 Jose Tabata, R (1.7) OBP: 0.290, SLG: 0.371	F9		G6-3			K				F9			4	1	0	0	1	1	2												
18 Neil Walker, S (1.4) OBP: 0.331, SLG: 0.348				G4-3									5	1	2	0	0	2	0												
22 Andrew McCutchen, R (1.8) OBP: 0.403, SLG: 0.496													4	0	1	1	1	1	0												
24 Pedro Alvarez, L (1.5) OBP: 0.282, SLG: 0.480													4	0	1	1	1	0	3	1											
14 Casey McGehee, R (1.1) OBP: 0.285, SLG: 0.369													2	0	0	0	1	1	1												
2 Nate McLain, R (1.1) OBP: 0.285, SLG: 0.369													1	0	0	0	0	1	2												
52 Joel Hanrahan, R (10.1) ERA: 3.88													0	0	0	0	0	0	0												
37 Juan Cruz, R (11.1) ERA: 0.64													0	0	0	0	0	0	0												
44 Tony Watson, L (12.1) ERA: 4.26													0	0	0	0	0	0	0												
53 James McDonald, L (12.1) ERA: 4.26													1	0	0	0	0	0	1	0											
36 Yamaico Navarro, R (1.9) OBP: 0.256, SLG: 0.265													3	0	0	0	0	0	3												
7 Alex Presley, L (9.1) OBP: 0.252, SLG: 0.321													2	0	0	0	0	1	2												
26 Rod Barajas, R (1.2) OBP: 0.215, SLG: 0.257													4	0	1	0	0	0	0												
12 Clint Barmes, R (10.1) OBP: 0.192, SLG: 0.303													1	1	1	0	0	0	0												
5 Josh Harrison, R (1.6) OBP: 0.212, SLG: 0.281													4	0	1	1	0	0	0												
34 A.J. Burnett, R (1.1) ERA: 5.12													2	0	0	0	0	2	0												
46 Garrett Jones, L (8.1) OBP: 0.275, SLG: 0.474													1	0	0	0	0	0	0												
39 Jason Grilli, R (9.1) ERA: 2.77													0	0	0	0	0	0	0												
55 Michael McKenry, R (10.2) OBP: 0.295, SLG: 0.316													1	0	0	0	0	0	2												
Inning Stats	R: 1 E: 0 K: 1 S: 15	H: 2 LOB: 2 BB: 1 P: 23	R: 0 E: 0 K: 1 S: 8	H: 0 LOB: 0 BB: 0 P: 13	R: 0 E: 0 K: 0 S: 8	H: 0 LOB: 0 BB: 0 P: 6	R: 0 E: 0 K: 1 S: 9	H: 1 LOB: 0 BB: 0 P: 9	R: 0 E: 0 K: 1 S: 10	H: 0 LOB: 0 BB: 0 P: 10	R: 0 E: 0 K: 0 S: 8	H: 0 LOB: 0 BB: 0 P: 10	R: 1 E: 0 K: 1 S: 15	H: 1 LOB: 2 BB: 2 P: 28	R: 0 E: 0 K: 0 S: 10	H: 1 LOB: 2 BB: 1 P: 14	R: 0 E: 0 K: 0 S: 11	H: 0 LOB: 0 BB: 0 P: 13	R: 1 E: 0 K: 2 S: 11	H: 2 LOB: 1 BB: 0 P: 15	1B: 3 2B: 4 3B: 0 HR: 0	SF: 1 SAC: 1 DP: 1 HBP: 0	WP: 0 PB: 0 SB: 0 CS: 0	PA: 44							
PITCHER	IP WLS BF H R ER SO BB IBB HBP BLK WP HR S P ERA WHIP	51 Wandy Rodriguez, L (1.1) ERA: 1.99	39 Brett Myers, R (9.1) ERA: 1.42	59 Wilton Lopez, R (10.1) ERA: 1.89	53 Wesley Wright, L (11.1) ERA: 3.12	43 Fernando Rodriguez Jr., R (12.1) ERA: 4.15	51 Wandy Rodriguez, L (1.1) ERA: 1.99	39 Brett Myers, R (9.1) ERA: 1.42	59 Wilton Lopez, R (10.1) ERA: 1.89	53 Wesley Wright, L (11.1) ERA: 3.12	43 Fernando Rodriguez Jr., R (12.1) ERA: 4.15	51 Wandy Rodriguez, L (1.1) ERA: 1.99	39 Brett Myers, R (9.1) ERA: 1.42	59 Wilton Lopez, R (10.1) ERA: 1.89	53 Wesley Wright, L (11.1) ERA: 3.12	43 Fernando Rodriguez Jr., R (12.1) ERA: 4.15	51 Wandy Rodriguez, L (1.1) ERA: 1.99	39 Brett Myers, R (9.1) ERA: 1.42	59 Wilton Lopez, R (10.1) ERA: 1.89	53 Wesley Wright, L (11.1) ERA: 3.12	43 Fernando Rodriguez Jr., R (12.1) ERA: 4.15	51 Wandy Rodriguez, L (1.1) ERA: 1.99	39 Brett Myers, R (9.1) ERA: 1.42	59 Wilton Lopez, R (10.1) ERA: 1.89	53 Wesley Wright, L (11.1) ERA: 3.12	43 Fernando Rodriguez Jr., R (12.1) ERA: 4.15	51 Wandy Rodriguez, L (1.1) ERA: 1.99	39 Brett Myers, R (9.1) ERA: 1.42	59 Wilton Lopez, R (10.1) ERA: 1.89	53 Wesley Wright, L (11.1) ERA: 3.12	43 Fernando Rodriguez Jr., R (12.1) ERA: 4.15

Houston Astros @ Pittsburgh Pirates
PNC Park, Pittsburgh, PA
Sun May 13 2012, 2:06 PM - 5:37 PM EDT
Att. 27,517 - Drizzle - 62 F

AB 39
R 3
H 7
RBI 3
BB 3
SO 13
LOB 13



Batter	1	2	3	4	5	6	7	8	9	AB	R	H	RBI	BB	SO	LOB	TOP					
31 Jose Tabata, R (1,9) OBP: 0.289, SLG: 0.375										4	1	1	0	0	1	0						
18 Neil Walker, S (1,4) OBP: 0.321, SLG: 0.336										4	0	0	0	0	1	1						
22 Andrew McCutchen, R (1,8) OBP: 0.389, SLG: 0.492										3	1	1	1	0	1	0						
24 Pedro Alvarez, L (1,5) OBP: 0.281, SLG: 0.480										4	0	1	1	0	3	0						
14 Casey McGehee, R (1,3) OBP: 0.315, SLG: 0.295										3	0	0	0	1	0	1						
7 Alex Presley, L (1,7) OBP: 0.252, SLG: 0.313										3	0	0	0	1	0	2						
26 Rod Barajas, R (1,2) OBP: 0.232, SLG: 0.325										3	1	2	1	0	1	1						
12 Clint Barmes, R (1,6) OBP: 0.196, SLG: 0.304										3	0	1	0	0	0	1						
32 Brad Lincoln, L (1,1)										2	0	0	0	0	0	1						
36 Yamaico Navarro, R (7,PH) OBP: 0.250, SLG: 0.297										1	0	0	0	0	0	1						
48 Jared Hughes, R (7,1)										0	0	0	0	0	0	0						
39 Jason Grilli, R (8,1)										0	0	0	0	0	0	0						
52 Joel Hanrahan, R (9,1)										0	0	0	0	0	0	0						
Inning Stats	R: 1 E: 0 K: 1 S: 12	H: 1 LOB: 0 BB: 0 P: 16	R: 1 E: 0 K: 0 S: 10	H: 2 LOB: 1 BB: 0 P: 13	R: 0 E: 0 K: 1 S: 8	H: 0 LOB: 0 BB: 0 P: 11	R: 0 E: 0 K: 2 S: 19	H: 0 LOB: 1 BB: 1 P: 25	R: 0 E: 0 K: 1 S: 6	H: 0 LOB: 0 BB: 0 P: 6	R: 1 E: 0 K: 0 S: 11	H: 2 LOB: 1 BB: 0 P: 14	R: 0 E: 0 K: 0 S: 5	H: 0 LOB: 0 BB: 0 P: 7	R: 0 E: 0 K: 1 S: 9	H: 0 LOB: 0 BB: 1 P: 12	R: 0 E: 0 K: 1 S: 8	H: 0 LOB: 0 BB: 1 P: 14	1B: 2 2B: 3 3B: 0 HR: 1	SF: 1 SAC: 0 DP: 0 HBP: 0	WP: 0 PB: 0 SB: 0 CS: 2	PA: 35
PITCHER	IP	WLS	BF	H	R	ER	SO	BB	IBB	HBP	BLK	WP	HR	S	P	ERA	WHIP					
19 Anibal Sánchez, R (1,1) ERA: 2.28	7.0	L	27	6	3	3	5	1	0	0	0	0	1	71	92	3.86	1.000					
31 Steve Cishek, R (8,1) ERA: 1.56	1.0		3	0	0	0	1	0	0	0	0	0	0	9	12	0.00	0.000					
36 Randy Choate, L (9,1) ERA: 1.0	0.2		3	0	0	0	1	1	0	0	0	0	0	7	12	0.00	1.500					
58 Ryan Webb, R (9,1) ERA: 3.0	0.1		0	0	0	0	0	0	0	0	0	0	0	1	2	0.00	0.000					

Pittsburgh Pirates @ Miami Marlins
Marlins Park, Miami, FL
Mon May 14, 2012, 7:11 PM - 9:51 PM EDT
Att: 25,666 - Roof Closed - 76 F

AB 30
R 3
H 6
RBI 3
BB 2
SO 7
LOB 8



Batter	1	2	3	4	5	6	7	8	9	AB	R	H	RBI	BB	SO	LOB	BOTTOM					
7 José Reyes, S (1,6) OBP: 0.348, SLG: 0.358										3	0	1	0	1	0	0						
12 Omar Infante, R (1,4) OBP: 0.331, SLG: 0.589										4	0	0	0	0	1	2						
2 Hanley Ramirez, R (1,5) OBP: 0.301, SLG: 0.421										4	1	2	1	0	0	1						
5 Logan Morrison, L (1,7) OBP: 0.364, SLG: 0.391										4	1	1	0	0	1	2						
27 Giancarlo Stanton, R (1,9) OBP: 0.333, SLG: 0.512										4	0	0	0	0	1	3						
15 Gaby Sanchez, R (1,3) OBP: 0.244, SLG: 0.306										3	0	1	0	0	0	1						
31 Steve Cishek, R (8,1)										0	0	0	0	0	0	0						
36 Randy Choate, L (9,1)										0	0	0	0	0	0	0						
58 Ryan Webb, R (9,1)										0	0	0	0	0	0	0						
26 Austin Kearns, R (9,PH) OBP: 0.333, SLG: 0.553										1	0	0	0	0	0	0						
1 Emilio Bonifacio, S (1,8) OBP: 0.342, SLG: 0.292										4	0	1	1	0	0	1						
14 John Buck, R (1,2) OBP: 0.330, SLG: 0.393										4	0	1	0	0	0	2						
19 Anibal Sánchez, R (1,1) OBP: 0.133, SLG: 0.267										2	0	0	0	0	2	0						
29 Greg Dobbs, L (7,PH) OBP: 0.333, SLG: 0.341										1	0	0	0	0	0	1						
Inning Stats	R: 1 E: 0 K: 0 S: 7	H: 1 LOB: 0 BB: 0 P: 12	R: 0 E: 0 K: 1 S: 8	H: 1 LOB: 0 BB: 0 P: 11	R: 0 E: 1 K: 1 S: 8	H: 0 LOB: 1 BB: 1 P: 12	R: 1 E: 0 K: 0 S: 13	H: 2 LOB: 1 BB: 0 P: 18	R: 0 E: 0 K: 1 S: 10	H: 0 LOB: 0 BB: 0 P: 15	R: 0 E: 0 K: 0 S: 8	H: 0 LOB: 0 BB: 0 P: 12	R: 0 E: 0 K: 0 S: 6	H: 1 LOB: 1 BB: 0 P: 11	R: 0 E: 0 K: 2 S: 14	H: 2 LOB: 2 BB: 0 P: 18	R: 0 E: 0 K: 0 S: 11	H: 0 LOB: 0 BB: 0 P: 17	1B: 5 2B: 1 3B: 0 HR: 1	SF: 0 SAC: 0 DP: 0 HBP: 0	WP: 0 PB: 0 SB: 1 CS: 0	PA: 35
PITCHER	IP	WLS	BF	H	R	ER	SO	BB	IBB	HBP	BLK	WP	HR	S	P	ERA	WHIP					
32 Brad Lincoln, R (1,1) ERA: 1.33	6.0	W	23	4	2	2	3	1	0	0	0	0	1	54	80	3.00	0.833					
48 Jared Hughes, R (7,1) ERA: 1.45	1.0	H	4	1	0	0	0	0	0	0	0	0	0	6	11	0.00	1.000					
39 Jason Grilli, R (8,1) ERA: 2.57	1.0	H	5	2	0	0	2	0	0	0	0	0	0	14	18	0.00	2.000					
52 Joel Hanrahan, R (9,1) ERA: 3.55	1.0	S	3	0	0	0	0	0	0	0	0	0	0	11	17	0.00	0.000					

Pittsburgh Pirates @ Miami Marlins
Marlins Park, Miami, FL
Mon May 14, 2012, 7:11 PM - 9:51 PM EDT
Att: 25,666 - Roof Closed - 76 F

AB 34
R 2
H 7
RBI 2
BB 1
SO 5
LOB 13



Batter	1	2	3	4	5	6	7	8	9	AB	R	H	RBI	BB	SO	LOB	TOP				
31 Jose Tabata, R OBP: 0.288, SLG: 0.371	1-1 G6-3		1-1 1B		0-3 K			0-1 F9		4	0	1	0	0	1	0					
18 Neil Walker, S OBP: 0.319, SLG: 0.333	1-0 F7		2-1 24 G4-6-3 1B			2-1 G3-1		1-2 F7		4	0	1	0	0	0	0					
22 Andrew McCutchen, R OBP: 0.491, SLG: 0.488	4-2 24 1B BB		1-3 K			3-2 24 1B		1-1 P4		3	1	1	0	1	1	2					
24 Pedro Alvarez, L OBP: 0.280, SLG: 0.472	3-1 46 1B		1-1 G4-6-3			3-2 F8		1-2 G4-3		4	0	1	0	0	0	3					
46 Garrett Jones, L OBP: 0.274, SLG: 0.463	1-0 E9 1B			1-2 F9			1-3 K	0-2 G6-3		4	0	1	1	0	1	1					
12 Clint Barmes, R OBP: 0.189, SLG: 0.292	0-0 L5			0-2 G1			1-3 K	1-3 K		4	0	0	0	0	2	2					
7 Alex Presley, L OBP: 0.246, SLG: 0.305		1-3 K		3-2 G6-3			0-0 G1-3			3	0	0	0	0	1	0					
55 Michael McKenry, R OBP: 0.298, SLG: 0.390		0-0 F9			2-1 F9		0-1 HR			3	1	1	1	0	0	0					
29 Kevin Correia, R OBP: 0.182, SLG: 0.182		1-2 G5-3			0-3 K		0-0 G4-3			1	0	0	0	0	0	0					
30 Chris Resop, R										1	0	0	0	0	1	0					
2 Nate McLouth, L OBP: 0.255, SLG: 0.217										1	0	0	0	0	0	0					
44 Tony Watson, L										0	0	0	0	0	0	0					
48 Jared Hughes, R										0	0	0	0	0	0	0					
Inning Stats	R: 1 E: 1 K: 0 S: 10	H: 2 LOB: 2 BB: 1 P: 20	R: 0 E: 0 K: 1 S: 9	H: 0 LOB: 0 BB: 0 P: 11	R: 0 E: 0 K: 1 S: 9	H: 2 LOB: 1 BB: 0 P: 14	R: 0 E: 0 K: 0 S: 10	H: 0 LOB: 0 BB: 0 P: 14	R: 0 E: 0 K: 2 S: 8	H: 1 LOB: 1 BB: 0 P: 21	R: 1 E: 0 K: 1 S: 8	H: 1 LOB: 0 BB: 0 P: 9	R: 0 E: 0 K: 0 S: 7	H: 0 LOB: 0 BB: 0 P: 9	R: 0 E: 0 K: 1 S: 9	H: 0 LOB: 0 BB: 0 P: 11	1B: 5 2B: 0 3B: 0 HR: 1	SF: 0 SAC: 0 DP: 1 HBP: 0	WP: 0 PB: 0 SB: 1 CS: 0	PA: 33	
PITCHER	IP WLS BF H R ER SO BB IBB HBP BLK WP HR S P ERA WHIP	IP WLS BF H R ER SO BB IBB HBP BLK WP HR S P ERA WHIP	IP WLS BF H R ER SO BB IBB HBP BLK WP HR S P ERA WHIP	IP WLS BF H R ER SO BB IBB HBP BLK WP HR S P ERA WHIP	IP WLS BF H R ER SO BB IBB HBP BLK WP HR S P ERA WHIP	IP WLS BF H R ER SO BB IBB HBP BLK WP HR S P ERA WHIP	IP WLS BF H R ER SO BB IBB HBP BLK WP HR S P ERA WHIP	IP WLS BF H R ER SO BB IBB HBP BLK WP HR S P ERA WHIP	IP WLS BF H R ER SO BB IBB HBP BLK WP HR S P ERA WHIP	IP WLS BF H R ER SO BB IBB HBP BLK WP HR S P ERA WHIP	IP WLS BF H R ER SO BB IBB HBP BLK WP HR S P ERA WHIP	IP WLS BF H R ER SO BB IBB HBP BLK WP HR S P ERA WHIP	IP WLS BF H R ER SO BB IBB HBP BLK WP HR S P ERA WHIP	IP WLS BF H R ER SO BB IBB HBP BLK WP HR S P ERA WHIP	IP WLS BF H R ER SO BB IBB HBP BLK WP HR S P ERA WHIP	IP WLS BF H R ER SO BB IBB HBP BLK WP HR S P ERA WHIP	IP WLS BF H R ER SO BB IBB HBP BLK WP HR S P ERA WHIP	IP WLS BF H R ER SO BB IBB HBP BLK WP HR S P ERA WHIP	IP WLS BF H R ER SO BB IBB HBP BLK WP HR S P ERA WHIP	IP WLS BF H R ER SO BB IBB HBP BLK WP HR S P ERA WHIP	IP WLS BF H R ER SO BB IBB HBP BLK WP HR S P ERA WHIP

Pittsburgh Pirates @ Miami Marlins
Marlins Park, Miami, FL
Tue May 15 2012, 7:11 PM - 9:59 PM EDT
Att: 24,242 - Roof Closed - 75 F

AB 32
R 2
H 6
RBI 2
BB 1
SO 7
LOB 8



Batter	1	2	3	4	5	6	7	8	9	AB	R	H	RBI	BB	SO	LOB	BOTTOM				
7 José Reyes, S OBP: 0.350, SLG: 0.350	4-1 12 FC5-4 BB		3-3 K	4-1 2 1B IBB		1-2 G3-1	2-1 F8			3	1	0	0	2	1	2					
12 Omar Infante, R OBP: 0.350, SLG: 0.598	1-1 FC5-4 2 2B		0-0 5 FC4-6 1B	0-1 2 2B 1B		0-2 2 1B		3-2 2 G5-4-3 1B		5	1	4	2	0	0	1					
2 Hanley Ramirez, R OBP: 0.311, SLG: 0.441	3-2 27 L6-4 2B		0-1 F8	1-2 1H 2H 3H 2B		1-0 1B		0-1 G5-4-3		5	0	3	2	0	0	2					
5 Logan Morrison, L OBP: 0.360, SLG: 0.379	4-1 BB		0-0 FC4-6	2-3 K		2-3 K		1-2 L7		3	0	0	0	1	2	4					
11 Bryan Petersen, L			1-2 BB							1	0	0	0	0	0	0					
27 Giancarlo Stanton, R OBP: 0.338, SLG: 0.508	0-0 L6-4			4-1 1 1B 14 1B BB	0-1 1 FC6-4 1B		0-0 L7			3	1	1	0	1	0	4					
29 Greg Dobbs, L OBP: 0.327, SLG: 0.333		0-2 G4-1		1-1 14 1B 1B	1-0 F7		0-3 K			4	1	1	0	0	1	1					
1 Emilio Bonifacio, S OBP: 0.352, SLG: 0.314		1-1 3B		0-1 14 1B 12 1B 1B	2-2 FC6-4 14 S		4-1 22 BB BB			3	1	2	0	1	0	1					
14 John Buck, R OBP: 0.337, SLG: 0.391		0-0 G6-3		2-2 12 1B 55 SH1-4 1B	4-2 BB		1-2 K			3	1	1	2	1	1	2					
55 Josh Johnson, L		0-0 G4-3		1-3 2H 3H 0-0 SH1-4	0-1 L7		4-1 BB			2	0	0	0	0	0	3					
22 Donnie Murphy, R OBP: 0.233, SLG: 0.400										0	0	0	0	1	0	0					
34 Edward Mujica, R										0	0	0	0	0	0	0					
36 Randy Choate, L										0	0	0	0	0	0	0					
Inning Stats	R: 1 E: 0 K: 0 S: 10	H: 1 LOB: 2 BB: 2 P: 22	R: 0 E: 0 K: 0 S: 7	H: 1 LOB: 0 BB: 0 P: 8	R: 0 E: 0 K: 1 S: 7	H: 1 LOB: 1 BB: 2 P: 10	R: 5 E: 0 K: 1 S: 19	H: 5 LOB: 1 BB: 2 P: 33	R: 0 E: 0 K: 0 S: 10	H: 1 LOB: 2 BB: 1 P: 17	R: 0 E: 0 K: 1 S: 12	H: 2 LOB: 2 BB: 0 P: 16	R: 0 E: 0 K: 2 S: 11	H: 0 LOB: 2 BB: 2 P: 22	R: 0 E: 0 K: 0 S: 9	H: 1 LOB: 0 BB: 0 P: 13	1B: 9 2B: 3 3B: 1 HR: 0	SF: 0 SAC: 1 DP: 2 HBP: 0	WP: 0 PB: 0 SB: 1 CS: 0	PA: 40	
PITCHER	IP WLS BF H R ER SO BB IBB HBP BLK WP HR S P ERA WHIP	IP WLS BF H R ER SO BB IBB HBP BLK WP HR S P ERA WHIP	IP WLS BF H R ER SO BB IBB HBP BLK WP HR S P ERA WHIP	IP WLS BF H R ER SO BB IBB HBP BLK WP HR S P ERA WHIP	IP WLS BF H R ER SO BB IBB HBP BLK WP HR S P ERA WHIP	IP WLS BF H R ER SO BB IBB HBP BLK WP HR S P ERA WHIP	IP WLS BF H R ER SO BB IBB HBP BLK WP HR S P ERA WHIP	IP WLS BF H R ER SO BB IBB HBP BLK WP HR S P ERA WHIP	IP WLS BF H R ER SO BB IBB HBP BLK WP HR S P ERA WHIP	IP WLS BF H R ER SO BB IBB HBP BLK WP HR S P ERA WHIP	IP WLS BF H R ER SO BB IBB HBP BLK WP HR S P ERA WHIP	IP WLS BF H R ER SO BB IBB HBP BLK WP HR S P ERA WHIP	IP WLS BF H R ER SO BB IBB HBP BLK WP HR S P ERA WHIP	IP WLS BF H R ER SO BB IBB HBP BLK WP HR S P ERA WHIP	IP WLS BF H R ER SO BB IBB HBP BLK WP HR S P ERA WHIP	IP WLS BF H R ER SO BB IBB HBP BLK WP HR S P ERA WHIP	IP WLS BF H R ER SO BB IBB HBP BLK WP HR S P ERA WHIP	IP WLS BF H R ER SO BB IBB HBP BLK WP HR S P ERA WHIP	IP WLS BF H R ER SO BB IBB HBP BLK WP HR S P ERA WHIP	IP WLS BF H R ER SO BB IBB HBP BLK WP HR S P ERA WHIP	IP WLS BF H R ER SO BB IBB HBP BLK WP HR S P ERA WHIP

Pittsburgh Pirates @ Miami Marlins
Marlins Park, Miami, FL
Tue May 15 2012, 7:11 PM - 9:59 PM EDT
Att: 24,242 - Roof Closed - 75 F

AB 32
R 6
H 12
RBI 6
BB 7
SO 5
LOB 20



Batter	1	2	3	4	5	6	7	8	9	AB	R	H	RBI	BB	SO	LOB	TOP					
5 Josh Harrison, R OBP: 0.273, SLG: 0.419										4	0	1	0	0	0	0	Pittsburgh Pirates @ Detroit Tigers Comerica Park, Detroit, MI Fri May 18 2012, 7:07 PM - 9:31 PM EDT Att. - 41,661 - Clear - 73 F					
18 Neil Walker, S OBP: 0.305, SLG: 0.313										3	0	0	0	1	1							
22 Andrew McCutchen, R OBP: 0.403, SLG: 0.523										3	0	0	0	1	2							
24 Pedro Alvarez, L OBP: 0.270, SLG: 0.447										3	0	0	0	0	2	2						
46 Garrett Jones, L OBP: 0.253, SLG: 0.425										3	0	0	0	0	3	1						
14 Casey McGehee, R OBP: 0.290, SLG: 0.264										3	0	0	0	0	1	0						
2 Nate McLouth, L OBP: 0.232, SLG: 0.196										3	0	0	0	0	1	0						
12 Clint Barnes, R OBP: 0.185, SLG: 0.281										3	0	0	0	0	2	0						
55 Michael McKenry, R OBP: 0.280, SLG: 0.364										3	0	0	0	0	1	0						
Inning Stats	R: 0 E: 0 K: 1 S: 9	H: 0 LOB: 1 BB: 1 P: 16	R: 0 E: 0 K: 1 S: 6	H: 0 LOB: 0 BB: 0 P: 7	R: 0 E: 0 K: 2 S: 9	H: 0 LOB: 0 BB: 0 P: 11	R: 0 E: 0 K: 2 S: 8	H: 0 LOB: 0 BB: 0 P: 13	R: 0 E: 0 K: 1 S: 7	H: 0 LOB: 0 BB: 0 P: 10	R: 0 E: 0 K: 0 S: 7	H: 0 LOB: 0 BB: 0 P: 8	R: 0 E: 0 K: 2 S: 11	H: 0 LOB: 1 BB: 1 P: 17	R: 0 E: 0 K: 3 S: 9	H: 0 LOB: 0 BB: 0 P: 13	R: 0 E: 0 K: 0 S: 10	H: 1 LOB: 1 BB: 0 P: 14	1B: 1 2B: 0 3B: 0 HR: 0	SF: 0 SAC: 0 DP: 0 HBP: 0	WP: 0 PB: 0 SB: 0 CS: 0	PA: 30
PITCHER 35 Justin Verlander, R ERA: 2.14	IP: 9.0 WLS: W BF: 30	H: 1 R: 0 ER: 0 SO: 12	BB: 2 IBB: 0 HBP: 0 BLK: 0	WP: 0 HR: 0 S: 76 P: 109	ERA: 0.00 WHIP: 0.333	PITCHER										IP: WLS: BF: H: R: ER: SO: BB: IBB: HBP: BLK: WP: HR: S: P: ERA: WHIP						

AB	28
R	0
H	1
RBI	0
BB	2
SO	12
LOB	6



Batter	1	2	3	4	5	6	7	8	9	AB	R	H	RBI	BB	SO	LOB	BOTTOM			
32 Don Kelly, L OBP: 0.302, SLG: 0.213										4	1	1	1	1	2	2	Pittsburgh Pirates @ Detroit Tigers Comerica Park, Detroit, MI Fri May 18 2012, 7:07 PM - 9:31 PM EDT Att. - 41,661 - Clear - 73 F			
12 Andy Dirks, L OBP: 0.418, SLG: 0.596										5	1	1	0	0	1	5				
24 Miguel Cabrera, R OBP: 0.351, SLG: 0.500										4	1	1	1	0	1	1				
28 Prince Fielder, L OBP: 0.365, SLG: 0.469										4	1	2	1	0	1	0				
21 Delmon Young, R OBP: 0.292, SLG: 0.353										4	1	2	3	0	0	1				
13 Alex Avila, L OBP: 0.308, SLG: 0.396										3	1	1	0	1	0	1				
26 Brennan Boesch, L ERA: 3.63										3	0	1	0	0	1	2				
39 Ramon Santiago, S OBP: 0.238, SLG: 0.246										1	0	1	0	0	0	0				
27 Jhonny Peralta, R OBP: 0.343, SLG: 0.370										4	0	3	0	0	0	2				
25 Ryan Raburn, R OBP: 0.218, SLG: 0.222										4	0	0	0	0	1	6				
Inning Stats	R: 2 E: 0 K: 1 S: 13	H: 3 LOB: 2 BB: 1 P: 24	R: 0 E: 0 K: 1 S: 8	H: 1 LOB: 0 BB: 0 P: 11	R: 0 E: 0 K: 2 S: 9	H: 0 LOB: 0 BB: 0 P: 13	R: 2 E: 0 K: 0 S: 15	H: 4 LOB: 2 BB: 0 P: 19	R: 0 E: 0 K: 0 S: 4	H: 0 LOB: 0 BB: 0 P: 8	R: 0 E: 0 K: 0 S: 12	H: 1 LOB: 1 BB: 0 P: 17	R: 2 E: 0 K: 0 S: 9	H: 2 LOB: 1 BB: 1 P: 14	R: 0 E: 0 K: 3 S: 13	H: 2 LOB: 2 BB: 0 P: 18	1B: 7 2B: 5 3B: 0 HR: 1	SF: 0 SAC: 0 DP: 1 HBP: 0	WP: 1 PB: 0 SB: 0 CS: 0	PA: 38
PITCHER 50 Charlie Morton, R ERA: 4.35 30 Chris Resop, R ERA: 3.63 32 Brad Lincoln, R ERA: 1.27	IP: 6.0 WLS: L BF: 27	H: 4 R: 4 ER: 4 SO: 4	BB: 1 IBB: 0 HBP: 0 BLK: 0	WP: 0 HR: 1 S: 61 P: 92	ERA: 6.00 WHIP: 1.667	PITCHER										IP: WLS: BF: H: R: ER: SO: BB: IBB: HBP: BLK: WP: HR: S: P: ERA: WHIP				

AB	36
R	6
H	13
RBI	6
BB	2
SO	7
LOB	20



Batter	1	2	3	4	5	6	7	8	9	AB	R	H	RBI	BB	SO	LOB	TOP						
31 Jose Tabata, R (1,9) OBP: 0.273, SLG: 0.340										4	0	0	0	0	0	2	Pittsburgh Pirates @ Detroit Tigers Comerica Park, Detroit, MI Sun May 20 2012, 1:06 PM - 3:54 PM EDT Att: 39,971 - Sunny - 82 F livebaseballscores.com						
18 Neil Walker, S (1,4) OBP: 0.310, SLG: 0.338										4	1	1	1	0	2	2							
22 Andrew McCutchen, R (1,8) OBP: 0.393, SLG: 0.550										4	0	0	0	0	3	1							
24 Pedro Alvarez, L (1,10) OBP: 0.269, SLG: 0.425										3	0	0	0	1	3	2							
46 Garrett Jones, L (1,3) OBP: 0.253, SLG: 0.429										4	0	1	0	0	2	1							
5 Josh Harrison, R (1,5) OBP: 0.302, SLG: 0.420										4	1	1	0	0	2	1							
26 Rod Barajas, R (1,2) OBP: 0.265, SLG: 0.407										3	1	1	2	0	1	1							
2 Nate McLouth, L (1,7) OBP: 0.213, SLG: 0.179										4	0	0	0	0	3	0							
12 Clint Barmes, R (1,6) OBP: 0.190, SLG: 0.281										3	0	2	0	0	1	0							
Inning Stats	R: 0 E: 0 K: 2 S: 9	H: 0 LOB: 0 BB: 0 P: 9	R: 0 E: 0 K: 2 S: 12	H: 1 LOB: 1 BB: 0 P: 17	R: 0 E: 0 K: 2 S: 12	H: 1 LOB: 0 BB: 0 P: 20	R: 0 E: 0 K: 3 S: 10	H: 0 LOB: 0 BB: 0 P: 13	R: 1 E: 0 K: 2 S: 17	H: 1 LOB: 1 BB: 1 P: 26	R: 0 E: 0 K: 1 S: 9	H: 0 LOB: 0 BB: 0 P: 13	R: 0 E: 1 K: 1 S: 11	H: 1 LOB: 2 BB: 0 P: 18	R: 1 E: 0 K: 1 S: 13	H: 1 LOB: 0 BB: 0 P: 18	1B: 2 2B: 2 3B: 0 HR: 2	SF: 1 2B: 2 DP: 0 HBP: 0	WP: 1 PB: 0 SB: 0 CS: 0	PA: 35			
PITCHER	IP WLS BF H R ER SO BB IBB HBP BLK WP HR S P ERA WHIP	IP WLS BF H R ER SO BB IBB HBP BLK WP HR S P ERA WHIP	IP WLS BF H R ER SO BB IBB HBP BLK WP HR S P ERA WHIP	IP WLS BF H R ER SO BB IBB HBP BLK WP HR S P ERA WHIP	IP WLS BF H R ER SO BB IBB HBP BLK WP HR S P ERA WHIP	IP WLS BF H R ER SO BB IBB HBP BLK WP HR S P ERA WHIP	IP WLS BF H R ER SO BB IBB HBP BLK WP HR S P ERA WHIP	IP WLS BF H R ER SO BB IBB HBP BLK WP HR S P ERA WHIP	IP WLS BF H R ER SO BB IBB HBP BLK WP HR S P ERA WHIP	IP WLS BF H R ER SO BB IBB HBP BLK WP HR S P ERA WHIP	IP WLS BF H R ER SO BB IBB HBP BLK WP HR S P ERA WHIP	IP WLS BF H R ER SO BB IBB HBP BLK WP HR S P ERA WHIP	IP WLS BF H R ER SO BB IBB HBP BLK WP HR S P ERA WHIP	IP WLS BF H R ER SO BB IBB HBP BLK WP HR S P ERA WHIP	IP WLS BF H R ER SO BB IBB HBP BLK WP HR S P ERA WHIP	IP WLS BF H R ER SO BB IBB HBP BLK WP HR S P ERA WHIP	IP WLS BF H R ER SO BB IBB HBP BLK WP HR S P ERA WHIP						
37 Max Scherzer, R (1,1) ERA: 5.73	7.0	W	26	4	2	2	15	1	0	0	0	0	0	0	0	0	0	0	0	8	14	0.00	1.500
20 Octavio Dotel, R (8,1) ERA: 3.21	0.2	H	4	1	0	0	0	0	0	0	0	0	0	0	0	0	0	0	0	3	4	0.00	0.000
40 Phil Coke, L (8,1) ERA: 4.58	0.1	H	1	0	0	0	1	0	0	0	0	0	0	0	0	0	0	0	0	1	0	0.00	0.000
53 Joaquin Benoit, R (9,1) ERA: 3.06	1.0	S	4	1	1	1	1	0	0	0	0	0	0	0	0	0	0	0	0	13	18	9.00	1.000

Batter	1	2	3	4	5	6	7	8	9	AB	R	H	RBI	BB	SO	LOB	BOTTOM						
32 Don Kelly, L (1,8) OBP: 0.274, SLG: 0.182										4	0	0	0	0	0	1	Pittsburgh Pirates @ Detroit Tigers Comerica Park, Detroit, MI Sun May 20 2012, 1:06 PM - 3:54 PM EDT Att: 39,971 - Sunny - 82 F livebaseballscores.com						
12 Andy Dirks, L (1,7) OBP: 0.393, SLG: 0.561										4	0	0	0	0	0	0							
24 Miguel Cabrera, R (1,5) OBP: 0.356, SLG: 0.494										4	0	1	0	0	1	0							
28 Prince Fielder, L (1,3) OBP: 0.364, SLG: 0.487										4	1	1	0	0	1	1							
21 Delmon Young, R (1,10) OBP: 0.299, SLG: 0.365										3	1	1	1	0	0	0							
26 Brennan Boesch, L (1,9) OBP: 0.271, SLG: 0.358										3	0	0	0	0	0	1							
39 Ramon Santiago, S (8,4) OBP: 0.254, SLG: 0.250										0	0	0	0	0	0	0							
27 Jhonny Peralta, R (1,6) OBP: 0.355, SLG: 0.390										1	2	1	1	1	0	0							
13 Alex Avila, L (1,2) OBP: 0.299, SLG: 0.381										3	0	1	2	0	1	1							
25 Ryan Raburn, R (1,4) (8,9)										3	0	0	0	0	1	1							
Inning Stats	R: 0 E: 0 K: 0 S: 10	H: 1 LOB: 1 BB: 0 P: 15	R: 0 E: 0 K: 1 S: 7	H: 0 LOB: 0 BB: 0 P: 10	R: 0 E: 0 K: 0 S: 8	H: 0 LOB: 0 BB: 0 P: 14	R: 0 E: 0 K: 1 S: 12	H: 0 LOB: 0 BB: 0 P: 16	R: 1 E: 0 K: 0 S: 9	H: 1 LOB: 0 BB: 0 P: 12	R: 0 E: 0 K: 0 S: 5	H: 0 LOB: 0 BB: 0 P: 7	R: 3 E: 0 K: 1 S: 18	H: 3 LOB: 1 BB: 1 P: 26	R: 0 E: 0 K: 1 S: 9	H: 0 LOB: 0 BB: 0 P: 15	1B: 3 2B: 1 3B: 0 HR: 1	SF: 0 SAC: 0 DP: 0 HBP: 1	WP: 0 PB: 1 SB: 1 CS: 0	PA: 31			
PITCHER	IP WLS BF H R ER SO BB IBB HBP BLK WP HR S P ERA WHIP	IP WLS BF H R ER SO BB IBB HBP BLK WP HR S P ERA WHIP	IP WLS BF H R ER SO BB IBB HBP BLK WP HR S P ERA WHIP	IP WLS BF H R ER SO BB IBB HBP BLK WP HR S P ERA WHIP	IP WLS BF H R ER SO BB IBB HBP BLK WP HR S P ERA WHIP	IP WLS BF H R ER SO BB IBB HBP BLK WP HR S P ERA WHIP	IP WLS BF H R ER SO BB IBB HBP BLK WP HR S P ERA WHIP	IP WLS BF H R ER SO BB IBB HBP BLK WP HR S P ERA WHIP	IP WLS BF H R ER SO BB IBB HBP BLK WP HR S P ERA WHIP	IP WLS BF H R ER SO BB IBB HBP BLK WP HR S P ERA WHIP	IP WLS BF H R ER SO BB IBB HBP BLK WP HR S P ERA WHIP	IP WLS BF H R ER SO BB IBB HBP BLK WP HR S P ERA WHIP	IP WLS BF H R ER SO BB IBB HBP BLK WP HR S P ERA WHIP	IP WLS BF H R ER SO BB IBB HBP BLK WP HR S P ERA WHIP	IP WLS BF H R ER SO BB IBB HBP BLK WP HR S P ERA WHIP	IP WLS BF H R ER SO BB IBB HBP BLK WP HR S P ERA WHIP							
29 Kevin Correia, R (1,1) ERA: 4.5	6.0	L	23	4	3	3	2	0	0	0	0	0	0	0	0	0	0	0	0	7	14	0.00	6.000
44 Tony Watson, L (7,1) ERA: 3.77	0.1		3	1	1	0	0	1	0	0	0	0	0	0	0	0	0	0	0	5	6	0.00	0.000
32 Brad Lincoln, R (7,1) ERA: 1.23	0.2		2	0	0	0	1	0	0	0	0	0	0	0	0	0	0	0	0	9	15	0.00	0.000
48 Jared Hughes, R (8,1) ERA: 1.25	1.0		3	0	0	0	1	0	0	0	0	0	0	0	0	0	0	0	0	9	15	0.00	0.000

Batter	1	2	3	4	5	6	7	8	9	AB	R	H	RBI	BB	SO	LOB	TOP										
56 Andres Torres, S OBP: 0.333, SLG: 0.270 60 Jon Rauch, R										4	1	0	0	1	2	2											
2 Justin Turner, R OBP: 0.270, SLG: 0.263 28 Daniel Murphy, L OBP: 0.362, SLG: 0.390										3	0	1	2	1	0	0											
5 David Wright, R OBP: 0.515, SLG: 0.622										4	0	2	1	1	0	0											
12 Scott Hairston, R OBP: 0.298, SLG: 0.462 29 Ike Davis, L OBP: 0.216, SLG: 0.299										3	0	0	0	0	0	3											
21 Lucas Duda, L OBP: 0.348, SLG: 0.390										4	0	1	0	0	1	2											
33 Vinny Rotundo, R OBP: 0.153, SLG: 0.143 9 Kirk Nieuwenhuis, L OBP: 0.399, SLG: 0.391										3	1	1	0	0	0	1											
13 Ronny Cedeno, R OBP: 0.375, SLG: 0.362										4	1	2	1	0	1	1											
4 Mike Nickeas, R OBP: 0.264, SLG: 0.196										3	1	0	0	1	2	2											
57 Johan Santana, L OBP: 0.063, SLG: 0.063 39 Bobby Parnell, R OBP: 0.395, SLG: 0.326 40 Tim Lincecum, L OBP: 0.469, SLG: 0.610										2	0	0	0	0	1	0											
Inning Stats	R: 0 E: 0 K: 1 S: 12	H: 0 LOB: 1 BB: 1 P: 21	R: 4 E: 0 K: 0 S: 15	H: 4 LOB: 2 BB: 2 P: 30	R: 0 E: 0 K: 2 S: 12	H: 1 LOB: 1 BB: 0 P: 20	R: 0 E: 0 K: 1 S: 8	H: 0 LOB: 0 BB: 0 P: 13	R: 0 E: 0 K: 0 S: 7	H: 1 LOB: 1 BB: 0 P: 13	R: 0 E: 0 K: 2 S: 9	H: 0 LOB: 0 BB: 0 P: 11	R: 0 E: 0 K: 1 S: 12	H: 1 LOB: 2 BB: 1 P: 20	R: 0 E: 0 K: 1 S: 16	H: 1 LOB: 2 BB: 1 P: 25	R: 0 E: 0 K: 1 S: 9	H: 0 LOB: 0 BB: 0 P: 13	1B: 7 2B: 1 3B: 0 HR: 0	SF: 0 SAC: 1 DP: 0 HBP: 0	WP: 1 PB: 0 SB: 0 CS: 0	PA: 40					
PITCHER	IP	WLS	BF	H	R	ER	SO	BB	IBB	HBP	BLK	WP	HR	S	P	ERA	WHIP										
45 Erik Bedard, L ERA: 3.52 30 Chris Resop, R ERA: 3.95 44 Tony Watson, L ERA: 3.6 48 Jared Hughes, R ERA: 1.19 52 Joel Hanrahan, R ERA: 2.87	5.0		24	6	4	4	4	3	0	0	0	0	0	54	97	7.20	1.800										
Batter	1	2	3	4	5	6	7	8	9	AB	R	H	RBI	BB	SO	LOB	BOTTOM										
31 Jose Tabata, R OBP: 0.273, SLG: 0.333										3	0	0	0	1	0	1											
5 Josh Harrison, R OBP: 0.298, SLG: 0.426 52 Joel Hanrahan, R										4	1	1	0	0	0	1											
22 Andrew McCutchen, R OBP: 0.389, SLG: 0.556										4	1	2	1	0	1	2											
24 Pedro Alvarez, L OBP: 0.268, SLG: 0.427										4	0	1	1	0	1	3											
18 Neil Walker, S OBP: 0.308, SLG: 0.342										4	1	1	0	0	1	1											
14 Casey McGehee, R OBP: 0.278, SLG: 0.253										4	0	0	0	0	2	3											
12 Clint Barmes, R OBP: 0.200, SLG: 0.285										2	1	1	1	1	1	0											
55 Michael McKenry, R OBP: 0.278, SLG: 0.417										4	1	1	2	0	2	3											
45 Erik Bedard, L OBP: 0.133, SLG: 0.133 62 Carlos Hernandez, R OBP: 0.279, SLG: 0.326 30 Chris Resop, R ERA: 2.79 44 Tony Watson, L ERA: 3.0 36 Yamaico Navarro, R OBP: 0.395, SLG: 0.326 48 Jared Hughes, R ERA: 1.19 2 Nate McLouth, L OBP: 0.273, SLG: 0.376										1	0	1	0	0	0	0											
Inning Stats	R: 0 E: 0 K: 0 S: 7	H: 1 LOB: 1 BB: 0 P: 9	R: 0 E: 0 K: 3 S: 10	H: 0 LOB: 0 BB: 0 P: 16	R: 0 E: 0 K: 1 S: 8	H: 1 LOB: 0 BB: 0 P: 12	R: 2 E: 1 K: 0 S: 10	H: 3 LOB: 2 BB: 1 P: 19	R: 0 E: 0 K: 1 S: 6	H: 0 LOB: 0 BB: 0 P: 11	R: 0 E: 0 K: 1 S: 8	H: 1 LOB: 1 BB: 0 P: 14	R: 2 E: 1 K: 3 S: 15	H: 2 LOB: 2 BB: 1 P: 27	R: 1 E: 1 K: 1 S: 12	H: 0 LOB: 0 BB: 0 P: 14	1B: 3 2B: 4 3B: 0 HR: 1	SF: 1 SAC: 0 DP: 2 HBP: 0	WP: 0 PB: 0 SB: 0 CS: 0	PA: 35							
PITCHER	IP	WLS	BF	H	R	ER	SO	BB	IBB	HBP	BLK	WP	HR	S	P	ERA	WHIP										
57 Johan Santana, L ERA: 3.24 39 Bobby Parnell, R ERA: 2.79 40 Tim Byrdak, L ERA: 3.0 60 Jon Rauch, R ERA: 3.93	6.1		28	8	4	4	7	2	0	0	0	0	0	5	96	5.68	1.579										

New York Mets @ Pittsburgh Pirates
PNC Park, Pittsburgh, PA
Mon May 21 2012, 7:08 PM - 10:06 PM EDT
Att: 14,556 - Partly Cloudy - 76 F

AB 34
R 4
H 8
RBI 4
BB 5
SO 9
LOB 13



New York Mets @ Pittsburgh Pirates
PNC Park, Pittsburgh, PA
Mon May 21 2012, 7:08 PM - 10:06 PM EDT
Att: 14,556 - Partly Cloudy - 76 F

AB 32
R 5
H 8
RBI 5
SO 10
LOB 14



Batter	1	2	3	4	5	6	7	8	9	AB	R	H	RBI	BB	SO	LOB	TOP								
23 Mike Baxter, L OBP: 0.453, SLG: 0.600										4	1	1	0	0	2	1	New York Mets @ Pittsburgh Pirates PNC Park, Pittsburgh, PA Tue May 22 2012, 7:07 PM - 9:42 PM EDT Att: 15,794 - Overcast - 75 F								
9 Kirk Nieuwenhuis, L OBP: 0.363, SLG: 0.930										3	1	1	0	1	1	0									
5 David Wright, R OBP: 0.503, SLG: 0.604										4	0	0	0	0	3	3									
21 Lucas Duda, L OBP: 0.346, SLG: 0.386										4	0	1	1	0	0	0									
28 Daniel Murphy, L OBP: 0.359, SLG: 0.383										3	1	0	0	1	1	1									
29 Ike Davis, L OBP: 0.212, SLG: 0.291										4	0	0	0	0	2	3									
13 Ronny Cedeno, R OBP: 0.400, SLG: 0.380										3	0	2	0	1	0	0									
4 Mike Nickeas, R OBP: 0.263, SLG: 0.200										4	0	1	1	0	0	2									
43 R.A. Dickey, R OBP: 0.167, SLG: 0.118										1	0	0	0	0	0	0									
56 Andres Torres, S OBP: 0.330, SLG: 0.287										1	0	0	0	0	0	0									
60 Jon Rauch, R ERA: 4.29										0	0	0	0	0	0	0									
40 Tim Lincecum, R ERA: 2.92										0	0	0	0	0	0	0									
12 Scott Hairston, R OBP: 0.298, SLG: 0.349										1	0	0	0	0	0	0									
48 Frank Francisco, R ERA: 7.13										0	0	0	0	0	0	0									
Inning Stats	R: 0 H: 0 E: 0 K: 3 S: 9	H: 0 LOB: 0 BB: 0 P: 14	R: 1 H: 1 E: 0 K: 1 S: 8	H: 1 LOB: 2 BB: 2 P: 19	R: 0 H: 1 E: 0 K: 2 S: 15	H: 1 LOB: 1 BB: 0 P: 17	R: 0 H: 0 E: 0 K: 1 S: 11	H: 0 LOB: 0 BB: 0 P: 12	R: 0 H: 1 E: 0 K: 0 S: 10	H: 1 LOB: 1 BB: 0 P: 16	R: 0 H: 0 E: 0 K: 0 S: 7	H: 0 LOB: 0 BB: 0 P: 12	R: 0 H: 1 E: 0 K: 1 S: 11	H: 1 LOB: 1 BB: 0 P: 14	R: 2 H: 2 E: 1 K: 2 S: 17	H: 2 LOB: 2 BB: 1 P: 30	R: 0 H: 0 E: 0 K: 0 S: 9	H: 0 LOB: 0 BB: 0 P: 11	1B: 5 2B: 1 3B: 0 HR: 0	SF: 0 SAC: 1 DP: 0 HBP: 0	WP: 0 PB: 0 SB: 0 CS: 0	PA: 36			
PITCHER	IP	WLS	BF	H	R	ER	SO	BB	IBB	HBP	BLK	WP	HR	S	P	ERA	WHIP								
53 James McDonald, R ERA: 2.51	7.0		26	4	1	1	8	2	0	0	0	0	0	71	104	1.29	0.857								
37 Juan Cruz, R ERA: 1.09	0.2	L	5	2	2	1	2	1	0	0	0	0	0	14	27	13.50	4.500								
30 Chris Resop, R ERA: 3.15	1.1		5	0	0	0	0	0	0	0	0	0	0	12	14	0.00	0.000								

AB	32
R	3
H	6
RBI	2
BB	3
SO	10
LOB	10



Batter	1	2	3	4	5	6	7	8	9	AB	R	H	RBI	BB	SO	LOB	BOTTOM								
31 Jose Tabata, R OBP: 0.272, SLG: 0.338										4	1	1	0	0	2	0	New York Mets @ Pittsburgh Pirates PNC Park, Pittsburgh, PA Tue May 22 2012, 7:07 PM - 9:42 PM EDT Att: 15,794 - Overcast - 75 F								
5 Josh Harrison, R OBP: 0.311, SLG: 0.483										4	1	2	0	0	1	1									
22 Andrew McCutchen, R OBP: 0.394, SLG: 0.551										3	0	1	2	0	1	1									
24 Pedro Alvarez, L OBP: 0.268, SLG: 0.422										4	0	1	0	0	1	2									
18 Neil Walker, S OBP: 0.307, SLG: 0.340										4	0	1	0	0	2	1									
46 Garrett Jones, L OBP: 0.242, SLG: 0.411										4	0	0	0	0	3	1									
26 Rod Barajas, R OBP: 0.265, SLG: 0.411										4	0	1	0	0	2	1									
12 Clint Barmes, R OBP: 0.195, SLG: 0.278										3	0	0	0	0	0	2									
30 Chris Resop, R ERA: 3.15										0	0	0	0	0	0	0									
53 James McDonald, L OBP: 0.167, SLG: 0.118										2	0	0	0	0	2	1									
37 Juan Cruz, R ERA: 1.09										0	0	0	0	0	0	0									
2 Nate McLouth, L OBP: 0.210, SLG: 0.175										1	0	0	0	0	0	0									
Inning Stats	R: 0 H: 1 E: 0 K: 1 S: 11	H: 1 LOB: 1 BB: 0 P: 13	R: 0 H: 1 E: 0 K: 1 S: 11	H: 1 LOB: 0 BB: 0 P: 16	R: 0 H: 0 E: 0 K: 1 S: 6	H: 0 LOB: 0 BB: 0 P: 9	R: 0 H: 0 E: 0 K: 2 S: 9	H: 0 LOB: 0 BB: 0 P: 11	R: 0 H: 1 E: 0 K: 2 S: 12	H: 1 LOB: 1 BB: 0 P: 16	R: 1 H: 2 E: 0 K: 2 S: 12	H: 2 LOB: 1 BB: 0 P: 16	R: 0 H: 0 E: 0 K: 2 S: 7	H: 0 LOB: 0 BB: 0 P: 8	R: 1 H: 2 E: 0 K: 1 S: 15	H: 2 LOB: 1 BB: 0 P: 20	R: 0 H: 0 E: 0 K: 1 S: 8	H: 0 LOB: 0 BB: 0 P: 10	1B: 3 2B: 3 3B: 1 HR: 0	SF: 1 SAC: 0 DP: 0 HBP: 0	WP: 0 PB: 0 SB: 1 CS: 0	PA: 34			
PITCHER	IP	WLS	BF	H	R	ER	SO	BB	IBB	HBP	BLK	WP	HR	S	P	ERA	WHIP								
43 R.A. Dickey, R ERA: 3.45	7.0	W	26	5	1	1	11	0	0	0	0	0	0	68	129	0.714	3.000								
60 Jon Rauch, R ERA: 4.29	0.2	H	4	2	1	1	0	0	0	0	0	0	0	11	15	13.50	3.000								
40 Tim Byrdak, L ERA: 2.92	0.1	H	1	0	0	0	1	0	0	0	0	0	0	4	5	0.00	0.000								
48 Frank Francisco, R ERA: 7.13	1.0	S	3	0	0	0	1	0	0	0	0	0	0	8	10	0.00	0.000								

AB	33
R	2
H	7
RBI	2
BB	0
SO	13
LOB	10



Batter	1	2	3	4	5	6	7	8	9	AB	R	H	RBI	BB	SO	LOB	TOP			
23 Mike Baxter, L (1,7) OBP: 0.439, SLG: 0.571	G5-3	F8					F7			4	1	1	0	0	0	2	New York Mets @ Pittsburgh Pirates PNC Park, Pittsburgh, PA Wed May 23 2012, 12:37 PM - 2:55 PM EDT Att: 25,731 - Partly Cloudy - 73 F			
9 Kirk Nieuwenhuis, L (1,8) OBP: 0.366, SLG: 0.396	1B							K		3	1	2	1	0	1	0				
5 David Wright, R (1,5) OBP: 0.497, SLG: 0.601	F9							K		4	0	1	1	0	1	2				
21 Lucas Duda, L (1,9) OBP: 0.344, SLG: 0.382								K		4	0	1	1	0	1	2				
48 Frank Francisco, R (9,1)								K		0	0	0	0	0	0	0				
28 Daniel Murphy, L (1,4) OBP: 0.391, SLG: 0.374	K									4	0	0	0	0	1	1				
29 Ike Davis, L (1,3) OBP: 0.213, SLG: 0.290										4	0	1	0	0	1	0				
13 Ronny Cedeno, R (1,6) OBP: 0.391, SLG: 0.370										4	0	1	0	0	0	0				
16 Rob Johnson, R (1,2) OBP: 0.400, SLG: 0.389										3	1	1	0	0	0	2				
49 Jonathon Niese, L (1,1) OBP: 0.214, SLG: 0.083										1	0	0	0	0	0	0				
39 Bobby Parnell, R (8,1)										0	0	0	0	0	0	0				
56 Andres Torres, S (9,8) OBP: 0.330, SLG: 0.267										0	0	0	0	0	0	0				
Inning Stats	R: 1 H: 2 E: 0 K: 1 S: 15	H: 2 LOB: 0 BB: 0 P: 23	R: 0 H: 2 E: 0 K: 0 S: 11	H: 2 LOB: 2 BB: 0 P: 16	R: 0 H: 1 E: 0 K: 0 S: 4	H: 0 LOB: 0 BB: 0 P: 7	R: 0 H: 0 E: 0 K: 0 S: 6	H: 0 LOB: 0 BB: 0 P: 8	R: 2 H: 3 E: 0 K: 0 S: 13	H: 3 LOB: 1 BB: 0 P: 20	R: 0 H: 0 E: 0 K: 0 S: 8	H: 0 LOB: 0 BB: 0 P: 11	R: 0 H: 0 E: 0 K: 3 S: 10	H: 0 LOB: 0 BB: 0 P: 15	R: 0 H: 0 E: 0 K: 1 S: 8	H: 0 LOB: 0 BB: 0 P: 10	1B: 7 2B: 1 3B: 0 HR: 0	SF: 1 SAC: 2 DP: 1 HBP: 0	WP: 2 PB: 0 SB: 0 CS: 0	PA: 34
PITCHER	IP WLS BF H R ER SO BB IBB HBP BLK WP HR S P ERA WHIP																			
50 Charlie Morton, R (1,1) ERA: 4.27	7.0 L 28 8 3 3 1 0 0 0 0 0 2 0 66 97 3.86 1.143																			
39 Jason Grilli, R (8,1) ERA: 2.12	1.0 3 0 0 0 3 0 0 0 0 0 0 0 10 15 0.00 0.000																			
32 Brad Lincoln, R (9,1) ERA: 1.17	1.0 3 0 0 0 1 0 0 0 0 0 0 0 8 10 0.00 0.000																			

Batter	1	2	3	4	5	6	7	8	9	AB	R	H	RBI	BB	SO	LOB	BOTTOM					
5 Josh Harrison, R (1,9) OBP: 0.308, SLG: 0.484	G4-3									4	1	1	0	0	1	1	New York Mets @ Pittsburgh Pirates PNC Park, Pittsburgh, PA Wed May 23 2012, 12:37 PM - 2:55 PM EDT Att: 25,731 - Partly Cloudy - 73 F					
62 Gorkys Hernández, R (1,7)	G1-3									3	0	0	0	1	1	1						
22 Andrew McCutchen, R (1,8) OBP: 0.391, SLG: 0.543	F9									4	0	1	1	0	1	2						
18 Neil Walker, S (1,4) OBP: 0.299, SLG: 0.331										4	0	0	0	0	2	1						
14 Casey McGehee, R (1,3) OBP: 0.279, SLG: 0.247										2	0	0	0	1	0	0						
46 Garrett Jones, L (9,PH) OBP: 0.240, SLG: 0.406										1	0	0	0	0	0	0						
26 Rod Barajas, R (1,2) OBP: 0.285, SLG: 0.394										4	0	0	0	0	2	1						
36 Yamaico Navarro, R (1,5) OBP: 0.260, SLG: 0.250										3	0	1	0	0	0	0						
12 Clint Barmes, R (1,6) OBP: 0.206, SLG: 0.287										3	0	2	0	0	0	2						
50 Charlie Morton, R (1,1) ERA: 4.29										2	0	0	0	0	1	1						
39 Jason Grilli, R (8,1) ERA: 2.12										0	0	0	0	0	0	0						
31 Jose Tabata, R (8,PH) OBP: 0.270, SLG: 0.336										1	0	0	0	0	0	1						
32 Brad Lincoln, L (9,1) ERA: 6.75										0	0	0	0	0	0	0						
Inning Stats	R: 0 H: 0 E: 0 K: 0 S: 8	H: 0 LOB: 0 BB: 0 P: 12	R: 0 H: 1 E: 0 K: 1 S: 12	H: 1 LOB: 2 BB: 1 P: 19	R: 0 H: 0 E: 0 K: 2 S: 9	H: 0 LOB: 0 BB: 0 P: 10	R: 0 H: 0 E: 0 K: 0 S: 6	H: 0 LOB: 0 BB: 0 P: 10	R: 0 H: 1 E: 0 K: 1 S: 11	H: 1 LOB: 1 BB: 0 P: 15	R: 1 H: 2 E: 0 K: 1 S: 9	H: 2 LOB: 0 BB: 0 P: 12	R: 0 H: 0 E: 0 K: 0 S: 4	H: 0 LOB: 0 BB: 0 P: 6	R: 0 H: 1 E: 1 K: 1 S: 15	H: 1 LOB: 2 BB: 1 P: 24	R: 0 H: 0 E: 0 K: 2 S: 8	H: 0 LOB: 0 BB: 0 P: 12	1B: 4 2B: 1 3B: 0 HR: 0	SF: 0 SAC: 0 DP: 1 HBP: 0	WP: 0 PB: 0 SB: 0 CS: 0	PA: 33
PITCHER	IP WLS BF H R ER SO BB IBB HBP BLK WP HR S P ERA WHIP																					
49 Jonathon Niese, L (1,1) ERA: 4.29	0.1 H 1 0 0 0 1 0 0 0 0 0 0 4 6 0.00 0.000																					
48 Frank Francisco, R (9,1) ERA: 6.75	1.0 S 3 0 0 0 2 0 0 0 0 0 0 0 8 12 0.00 0.000																					

Batter	1	2	3	4	5	6	7	8	9	AB	R	H	RBI	BB	SO	LOB	TOP
9 David DeJesus, L OBP: 0.368, SLG: 0.388	L9		G2		BB		K		K	4	0	1	0	1	2	2	Chicago Cubs @ Pittsburgh Pirates PNC Park, Pittsburgh, PA Fri May 25 2012, 7:11 PM - 10:12 PM EDT Att: 29,914 - Clear - 86 F
13 Starlin Castro, R OBP: 0.325, SLG: 0.413	21 1B		G2		1B		K		K	5	0	2	0	0	2	3	
21 Joe Mather, R OBP: 0.379, SLG: 0.517	1B		K		G5-3				12 1B	4	0	2	0	0	1	3	
6 Bryan LaHair, L OBP: 0.397, SLG: 0.594	K		G4-3		G4-3				K	4	0	0	0	0	2	4	
12 Alfonso Soriano, R OBP: 0.296, SLG: 0.395	K				G4-3				K	4	0	2	0	0	2	2	
1 Tony Campana, L OBP: 0.355, SLG: 0.349					FC5				45 S	0	0	0	0	0	0	0	
45 Adrian Cardenas, L OBP: 0.197, SLG: 0.261	G4-3		G5-3		15 FC5				G4-3	3	0	0	0	1	0	1	
15 Darwin Barney, R OBP: 0.311, SLG: 0.377	55 G3				K				55 FC1-6	4	0	2	0	0	1	2	
55 Koyie Hill, S OBP: 0.200, SLG: 0.200	G3				G3				FC1-6	4	0	0	0	0	0	4	
46 Ryan Dempster, R OBP: 0.326, SLG: 0.455	K				G3-1				1B	3	0	0	0	0	2	1	
40 James Russell, L										0	0	0	0	0	0	0	
5 Reed Johnson, R										1	0	1	0	0	0	0	
Inning Stats	R: 0 H: 2 E: 0 K: 2 S: 18	H: 1 R: 0 ER: 0 LOB: 1 BB: 0 P: 27	R: 0 H: 1 E: 0 K: 1 S: 10	H: 1 R: 0 ER: 0 LOB: 1 BB: 0 P: 15	R: 0 H: 1 E: 0 K: 1 S: 11	H: 1 R: 0 ER: 0 LOB: 1 BB: 0 P: 18	R: 0 H: 0 E: 0 K: 2 S: 9	H: 0 R: 0 ER: 0 LOB: 0 BB: 0 P: 13	R: 0 H: 1 E: 0 K: 0 S: 13	H: 2 R: 0 ER: 0 LOB: 2 BB: 1 P: 20	R: 0 H: 0 E: 0 K: 3 S: 10	H: 0 R: 0 ER: 0 LOB: 0 BB: 0 P: 12	R: 0 H: 2 E: 0 K: 1 S: 13	H: 2 R: 0 ER: 0 LOB: 2 BB: 0 P: 18	1B: 10 2B: 0 3B: 0 HR: 0	SF: 0 SAC: 0 DP: 0 HBP: 0	WP: 0 PA: 38
PITCHER	IP WLS BF H R ER SO BB IBB HBP BLK WP HR S P ERA WHIP																
34 A.J. Burnett, R ERA: 4.19	5.1 W 24 6 0 0 6 2 0 0 0 0 0 0 65 105 0.00 1.500																
48 Jared Hughes, R ERA: 1.16	0.2 H 2 0 0 0 0 0 0 0 0 0 0 6 11 0.00 0.000																
39 Jason Grilli, R ERA: 2.0	1.0 H 3 0 0 0 3 0 0 0 0 0 0 10 12 0.00 0.000																
37 Juan Cruz, R ERA: 1.02	1.0 H 4 2 0 0 1 0 0 0 0 0 0 13 16 0.00 2.000																
52 Joel Hanrahan, R ERA: 2.7	1.0 S 5 2 0 0 2 0 0 0 0 0 0 13 18 0.00 2.000																

Batter	1	2	3	4	5	6	7	8	9	AB	R	H	RBI	BB	SO	LOB	BOTTOM		
31 Jose Tabata, R OBP: 0.264, SLG: 0.327	F9		E5		L3		G6-3			4	0	0	0	0	0	0	Chicago Cubs @ Pittsburgh Pirates PNC Park, Pittsburgh, PA Fri May 25 2012, 7:11 PM - 10:12 PM EDT Att: 29,914 - Clear - 86 F		
5 Josh Harrison, R OBP: 0.304, SLG: 0.470	F9		FC5-4		22 S		K			4	0	1	0	0	1	1			
62 Gorkys Hernandez, R			22 S		1B					0	0	0	0	0	0	0			
22 Andrew McCutchen, R OBP: 0.387, SLG: 0.532	F8		K		BB		K			3	0	0	0	1	2	1			
24 Pedro Alvarez, L OBP: 0.267, SLG: 0.417	G1-3		K		G2-3				K	4	1	1	0	0	2	3			
18 Neil Walker, S OBP: 0.298, SLG: 0.335	F8		P5		K				46 G6-3	4	0	1	0	0	1	1			
65 Matt Hague, R OBP: 0.167, SLG: 0.167	G1-3				G4-3				G6-3	3	0	1	0	0	0	1			
39 Jason Grilli, R					1B					0	0	0	0	0	0	0			
37 Juan Cruz, R										0	0	0	0	0	0	0			
46 Garrett Jones, L OBP: 0.238, SLG: 0.402										1	0	0	0	0	0	1			
52 Joel Hanrahan, R										0	0	0	0	0	0	0			
26 Rod Barajas, R OBP: 0.264, SLG: 0.398	12 E				F7				P3	4	0	2	1	0	0	2			
12 Clint Barmes, R OBP: 0.209, SLG: 0.288	E5				F8					3	0	1	0	0	0	2			
34 A.J. Burnett, R										2	0	0	0	0	0	2			
48 Jared Hughes, R										0	0	0	0	0	0	0			
14 Casey McGehee, R OBP: 0.277, SLG: 0.245										1	0	0	0	0	0	2			
Inning Stats	R: 0 H: 0 E: 0 K: 0 S: 5	H: 2 R: 1 ER: 0 LOB: 2 BB: 0 P: 8	R: 1 H: 2 E: 1 K: 0 S: 12	H: 2 R: 0 ER: 0 LOB: 2 BB: 0 P: 16	R: 0 H: 0 E: 0 K: 2 S: 12	H: 0 R: 0 ER: 0 LOB: 1 BB: 0 P: 18	R: 0 H: 1 E: 0 K: 0 S: 9	H: 1 R: 0 ER: 0 LOB: 1 BB: 0 P: 15	R: 0 H: 1 E: 0 K: 0 S: 13	H: 2 R: 0 ER: 0 LOB: 2 BB: 1 P: 20	R: 0 H: 0 E: 0 K: 1 S: 11	H: 2 R: 0 ER: 0 LOB: 0 BB: 0 P: 14	R: 0 H: 0 E: 0 K: 2 S: 7	H: 0 R: 0 ER: 0 LOB: 0 BB: 0 P: 8	R: 0 H: 1 E: 0 K: 1 S: 9	H: 1 R: 0 ER: 0 LOB: 1 BB: 0 P: 10	1B: 6 2B: 1 3B: 0 HR: 0	SF: 0 SAC: 0 DP: 0 HBP: 0	WP: 0 PA: 34
PITCHER	IP WLS BF H R ER SO BB IBB HBP BLK WP HR S P ERA WHIP																		
46 Ryan Dempster, R ERA: 2.14	7.1 L 32 7 1 1 6 1 0 0 0 0 0 75 106 1.23 1.091																		
40 James Russell, L ERA: 1.74	0.2 2 0 0 0 0 0 0 0 0 0 3 3 0.00 0.000																		

Batter	1	2	3	4	5	6	7	8	9	AB	R	H	RBI	BB	SO	LOB	TOP							
9 David DeJesus, L (1,9)	F8		E1		13 3B					3	1	1	0	1	0	1	Chicago Cubs @ Pittsburgh Pirates PNC Park, Pittsburgh, PA Sat May 26 2012, 7:16 PM - 10:22 PM EDT Att: 38,132 - Partly Cloudy - 85 F							
13 Starlin Castro, R (1,6)	F8		FC5-2		2B					4	0	1	1	0	1	4								
21 Joe Mather, R (1,8)	G3-1				3B					4	0	0	0	0	0	1								
6 Bryan LaHair, L (1,3)		12 1B								4	0	1	0	0	0	0								
12 Alfonso Soriano, R (1,7)	G6-4-3									4	1	1	1	0	1	1								
2 Ian Stewart, L (1,5)	G3									3	0	0	0	1	1	0								
15 Darwin Barney, R (1,4)			F9		G1-3					4	0	0	0	0	0	1								
47 Blake Lalli, L (1,2)			G6-3							3	0	0	0	1	1	0								
28 Paul Maholm, L (1,1)										2	0	1	0	0	1	0								
27 Casey Coleman, L (6,1)										0	0	0	0	0	0	0								
45 Adrian Cardenas, L (7,PH)			9 1B							1	0	1	0	0	0	0								
54 Shawn Camp, R (7,1)										0	0	0	0	0	0	0								
48 Rafael Dolis, R (9,1)										0	0	0	0	0	0	0								
Inning Stats	R: 0 E: 0 K: 0 S: 7	H: 0 LOB: 0 BB: 0 P: 11	R: 0 E: 0 K: 0 S: 5	H: 1 LOB: 0 BB: 0 P: 6	R: 0 E: 1 K: 0 S: 7	H: 1 LOB: 2 BB: 0 P: 7	R: 1 E: 0 K: 0 S: 7	H: 1 LOB: 1 BB: 0 P: 14	R: 1 E: 0 K: 1 S: 12	H: 2 LOB: 1 BB: 0 P: 19	R: 0 E: 0 K: 1 S: 7	H: 0 LOB: 0 BB: 0 P: 10	R: 0 E: 0 K: 1 S: 9	H: 1 LOB: 2 BB: 2 P: 20	R: 0 E: 0 K: 0 S: 9	H: 0 LOB: 0 BB: 0 P: 12		R: 0 E: 0 K: 2 S: 9	H: 0 LOB: 0 BB: 0 P: 11	1B: 2 2B: 2 3B: 1 HR: 1	SF: 0 SAC: 0 DP: 1 HBP: 0	WP: 0 PB: 0 SB: 0 CS: 0	PA: 35	
PITCHER	IP ERA WLS BF H R ER SO BB IBB HBP BLK WP HR S P ERA WHIP	IP ERA WLS BF H R ER SO BB IBB HBP BLK WP HR S P ERA WHIP	IP ERA WLS BF H R ER SO BB IBB HBP BLK WP HR S P ERA WHIP	IP ERA WLS BF H R ER SO BB IBB HBP BLK WP HR S P ERA WHIP	IP ERA WLS BF H R ER SO BB IBB HBP BLK WP HR S P ERA WHIP	IP ERA WLS BF H R ER SO BB IBB HBP BLK WP HR S P ERA WHIP	IP ERA WLS BF H R ER SO BB IBB HBP BLK WP HR S P ERA WHIP	IP ERA WLS BF H R ER SO BB IBB HBP BLK WP HR S P ERA WHIP	IP ERA WLS BF H R ER SO BB IBB HBP BLK WP HR S P ERA WHIP	IP ERA WLS BF H R ER SO BB IBB HBP BLK WP HR S P ERA WHIP	IP ERA WLS BF H R ER SO BB IBB HBP BLK WP HR S P ERA WHIP	IP ERA WLS BF H R ER SO BB IBB HBP BLK WP HR S P ERA WHIP	IP ERA WLS BF H R ER SO BB IBB HBP BLK WP HR S P ERA WHIP	IP ERA WLS BF H R ER SO BB IBB HBP BLK WP HR S P ERA WHIP	IP ERA WLS BF H R ER SO BB IBB HBP BLK WP HR S P ERA WHIP	IP ERA WLS BF H R ER SO BB IBB HBP BLK WP HR S P ERA WHIP		IP ERA WLS BF H R ER SO BB IBB HBP BLK WP HR S P ERA WHIP	IP ERA WLS BF H R ER SO BB IBB HBP BLK WP HR S P ERA WHIP	IP ERA WLS BF H R ER SO BB IBB HBP BLK WP HR S P ERA WHIP	IP ERA WLS BF H R ER SO BB IBB HBP BLK WP HR S P ERA WHIP	IP ERA WLS BF H R ER SO BB IBB HBP BLK WP HR S P ERA WHIP	IP ERA WLS BF H R ER SO BB IBB HBP BLK WP HR S P ERA WHIP	IP ERA WLS BF H R ER SO BB IBB HBP BLK WP HR S P ERA WHIP

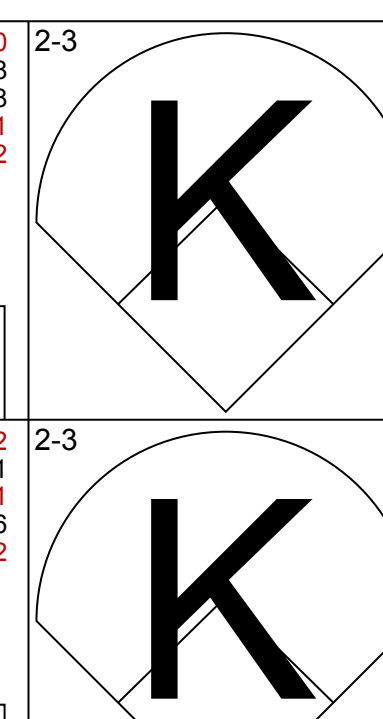
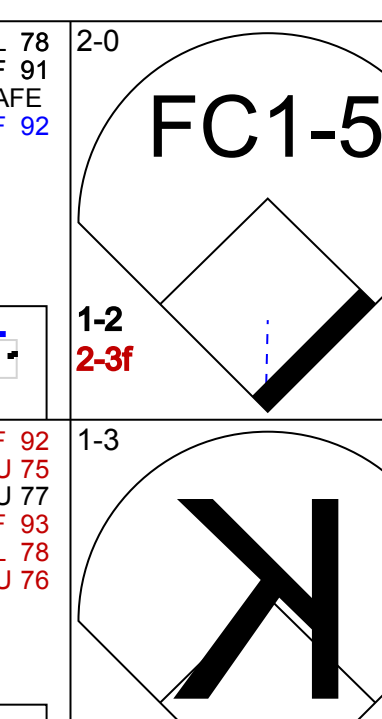
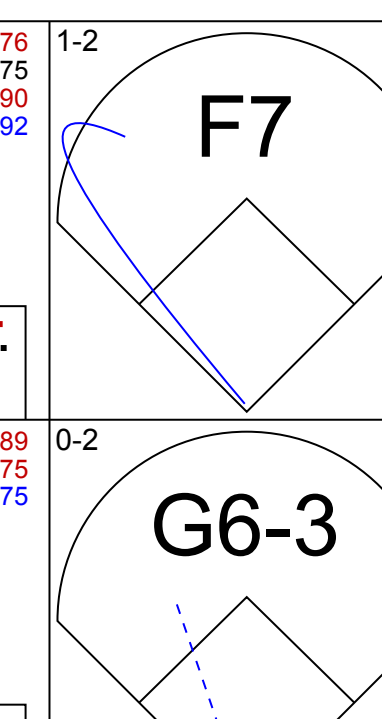
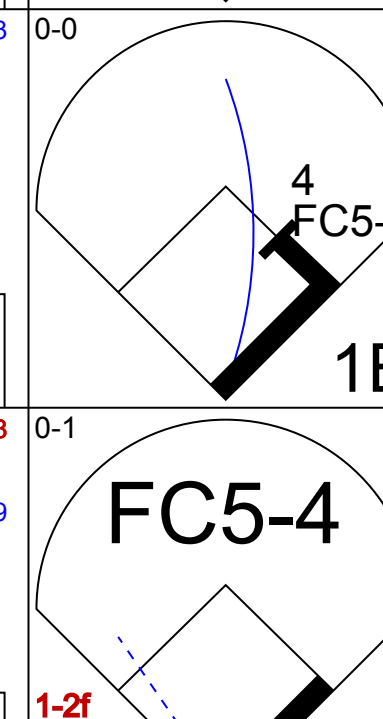
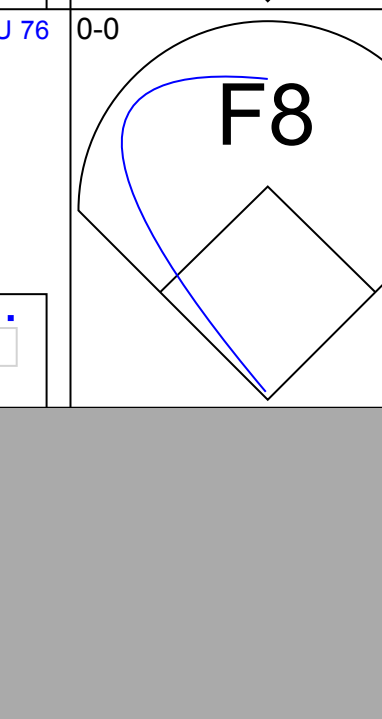




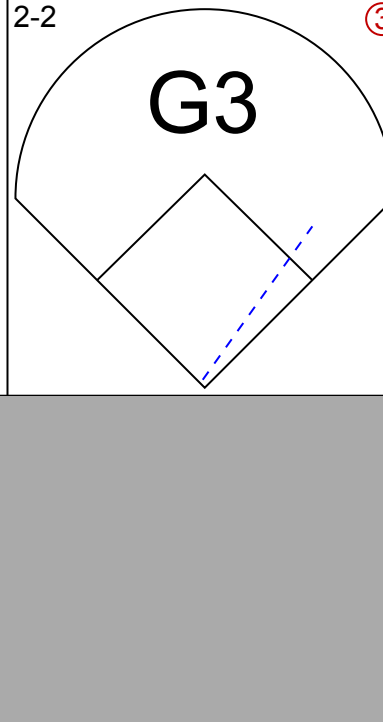
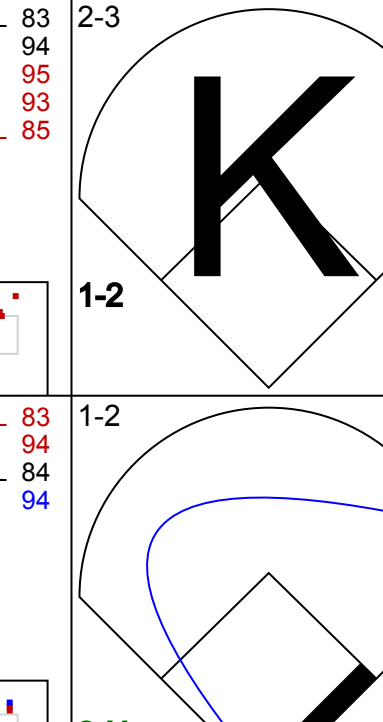



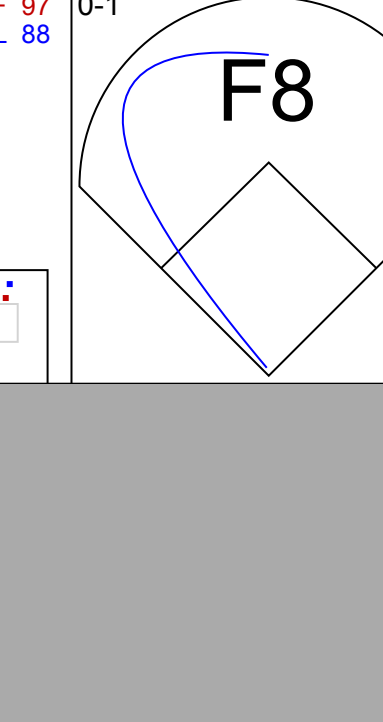
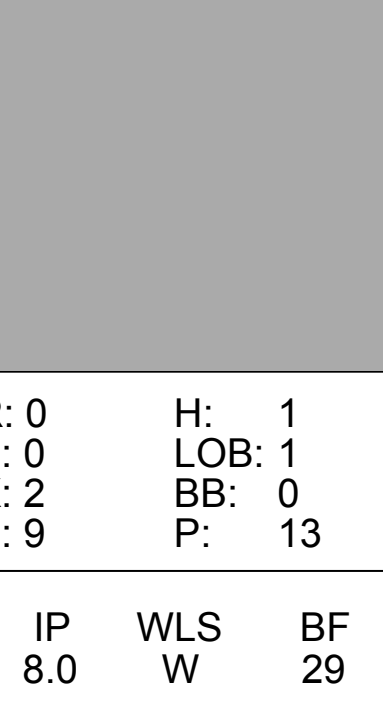

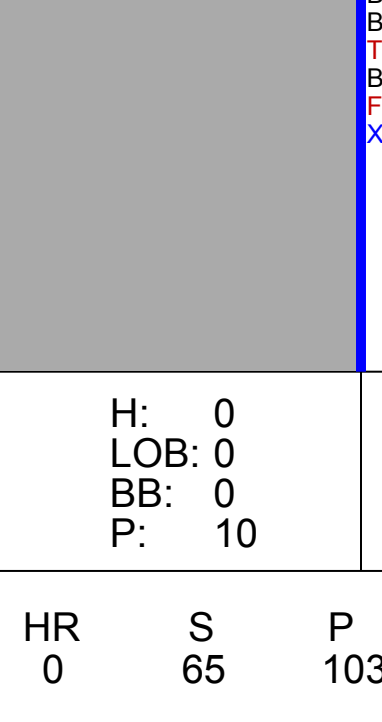

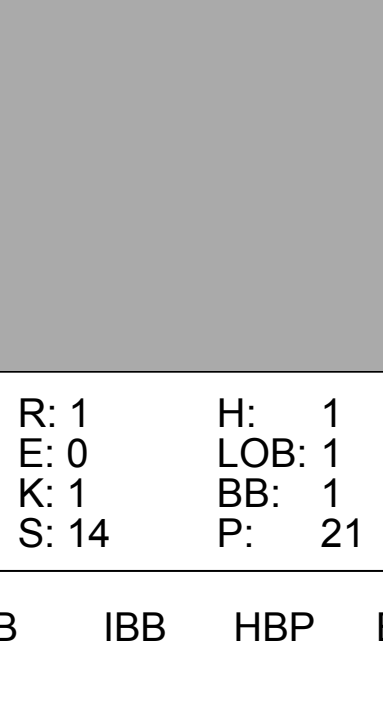
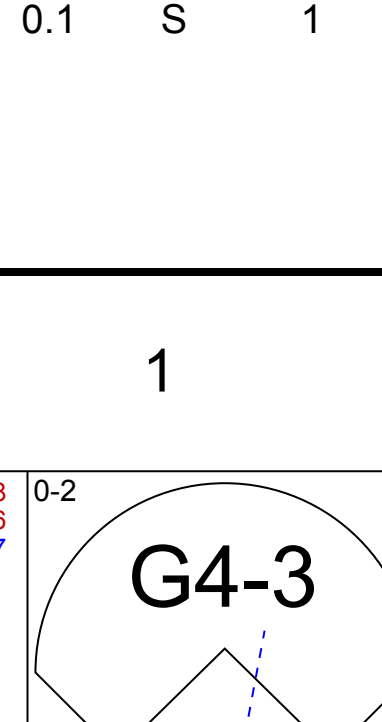
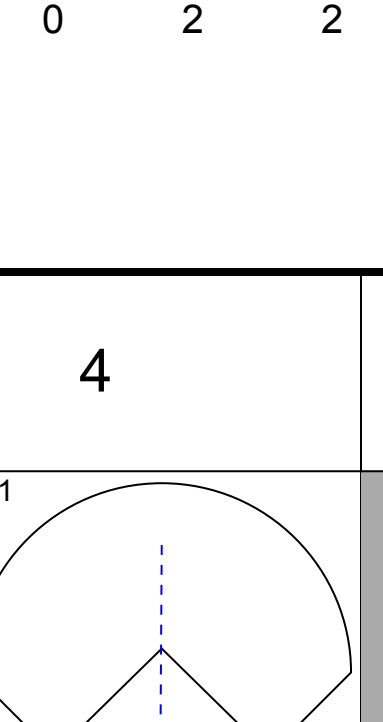
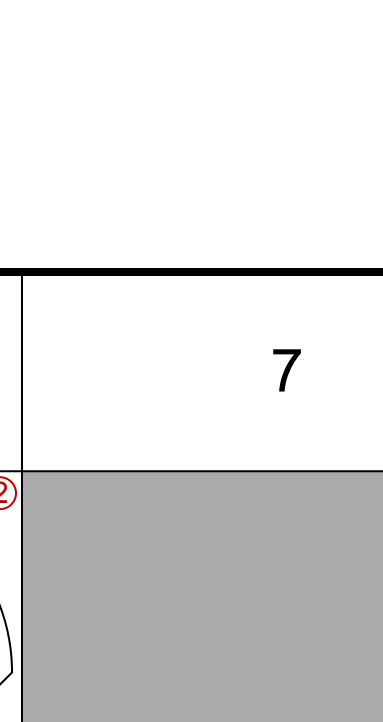
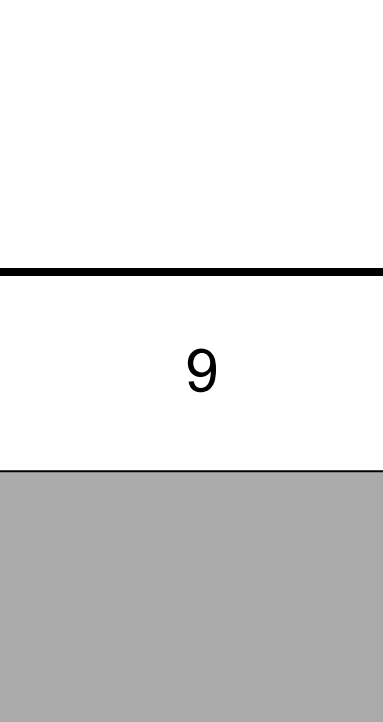
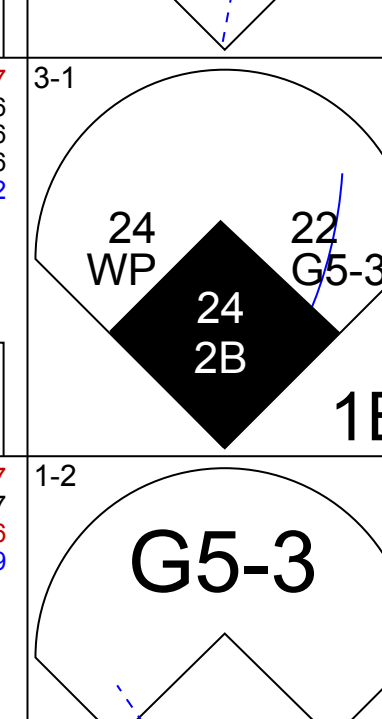

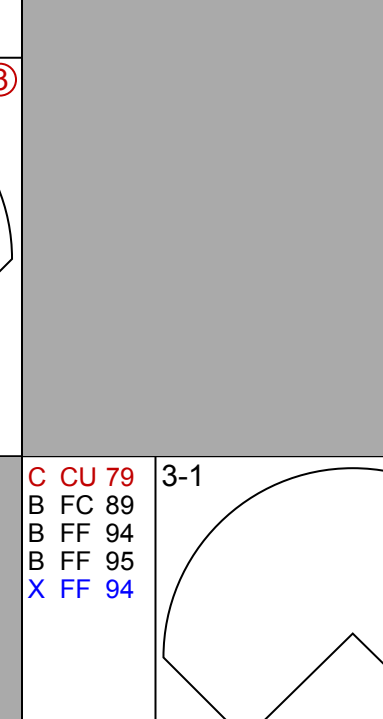

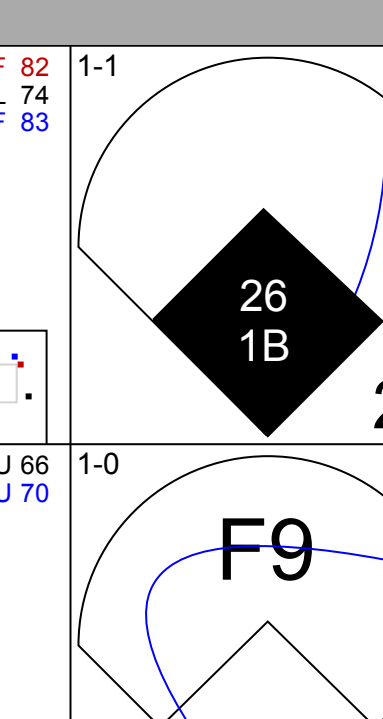
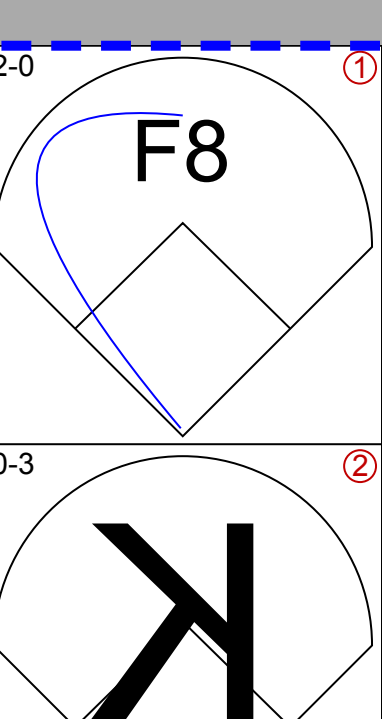
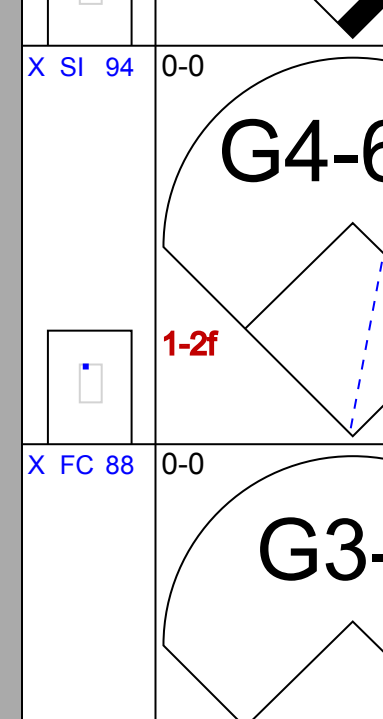
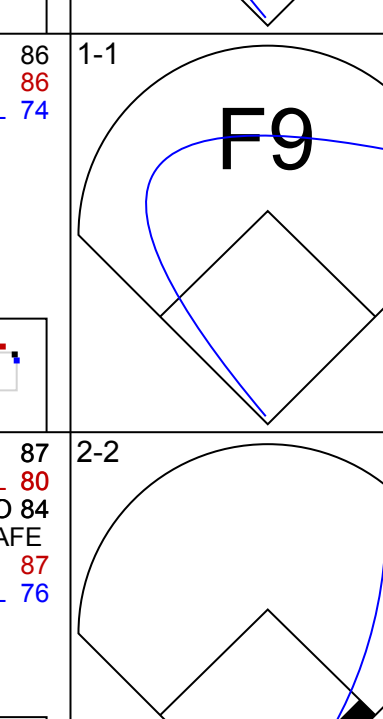
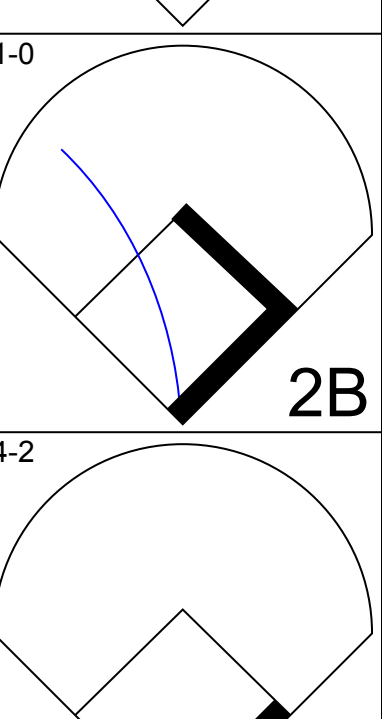
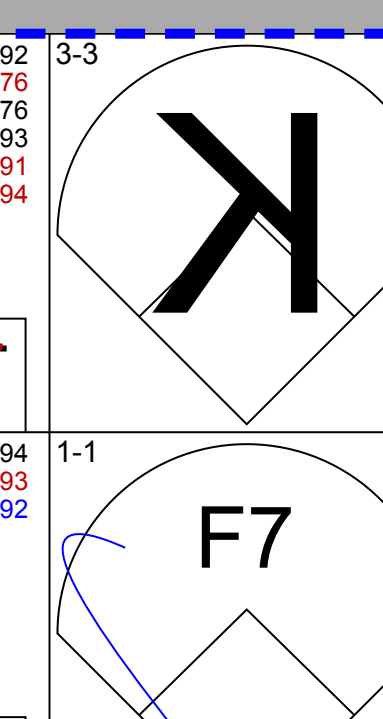
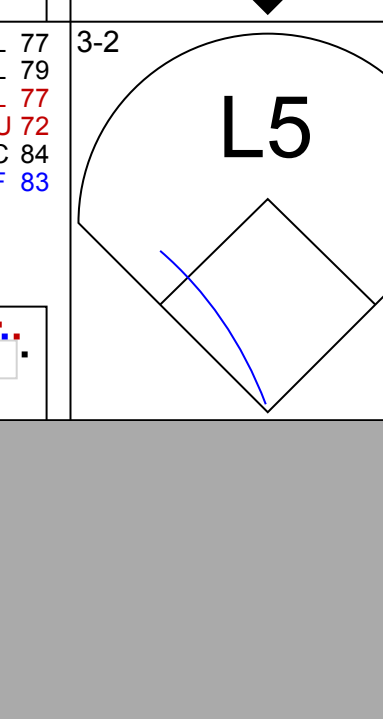
AB	32
R	2
H	6
RBI	2
BB	3
SO	5
LOB	8

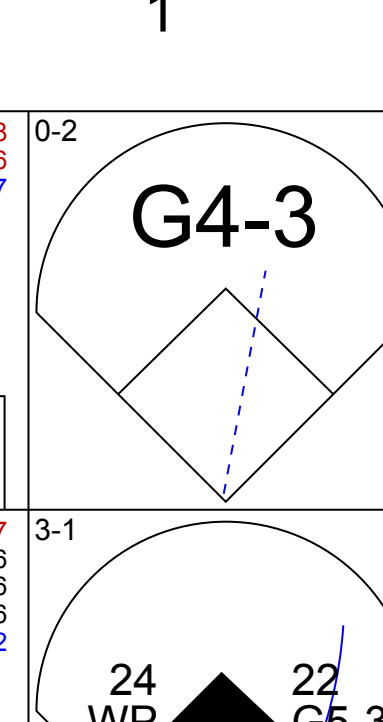

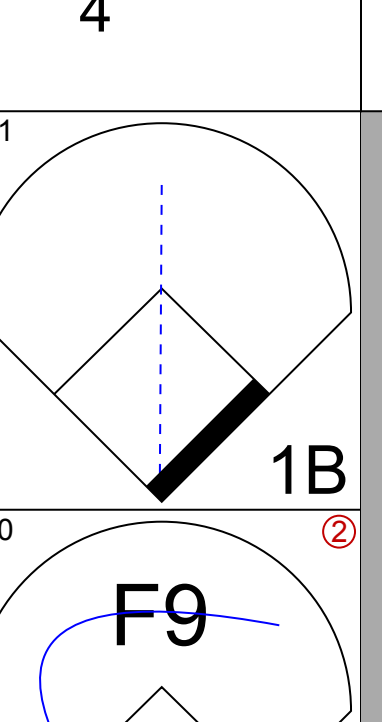
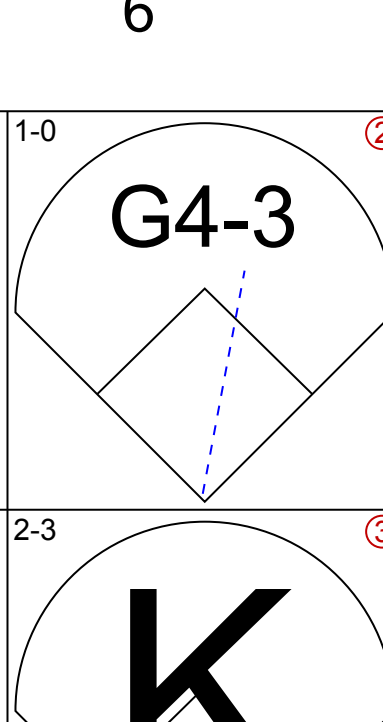
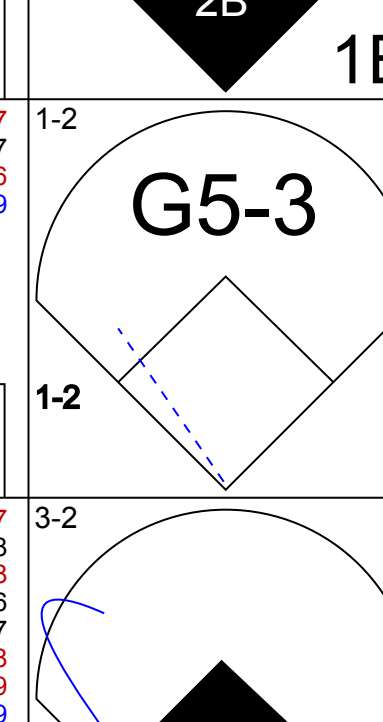
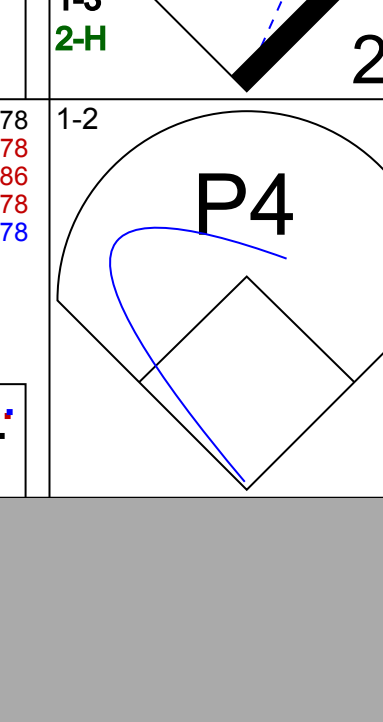
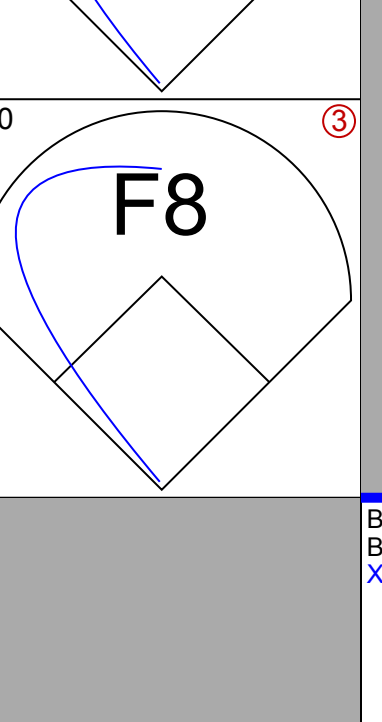

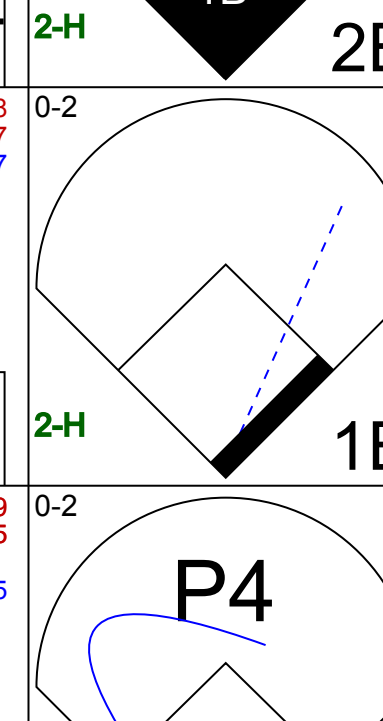


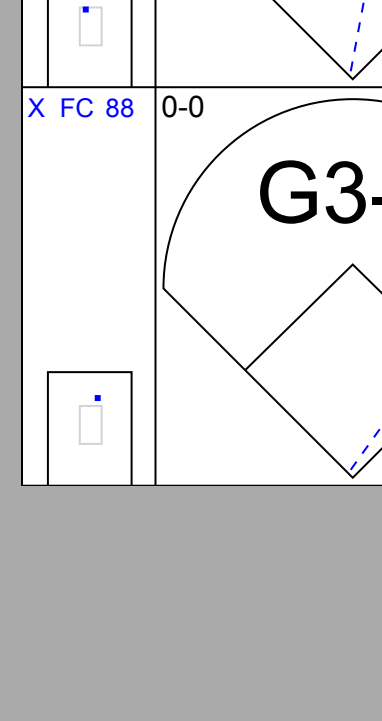

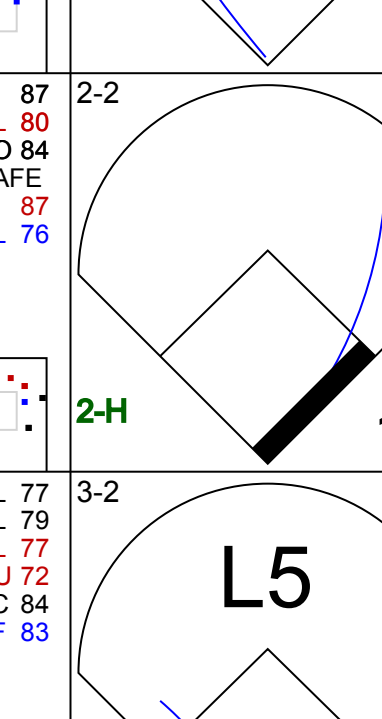
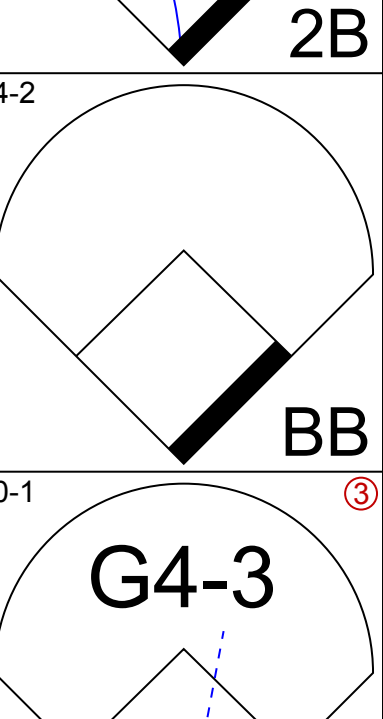

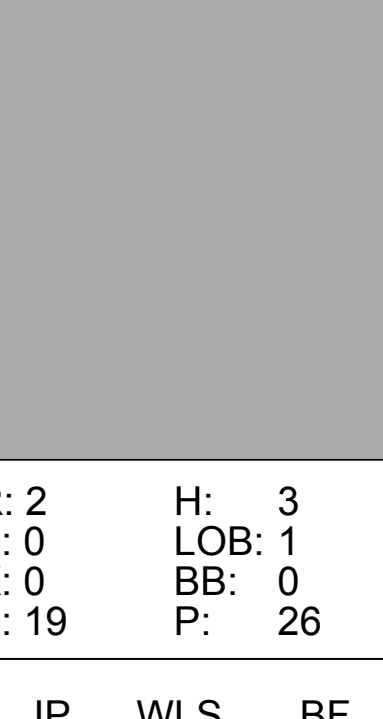
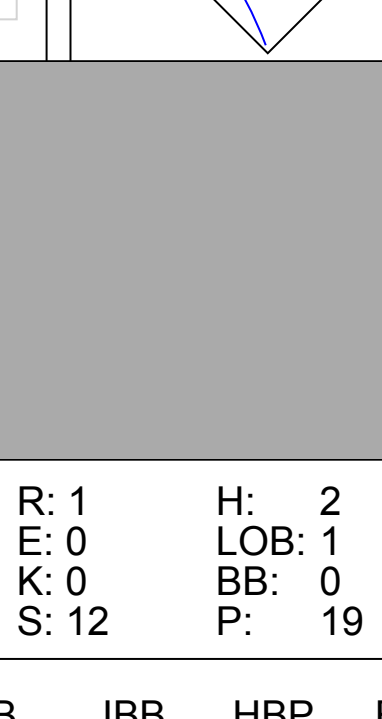
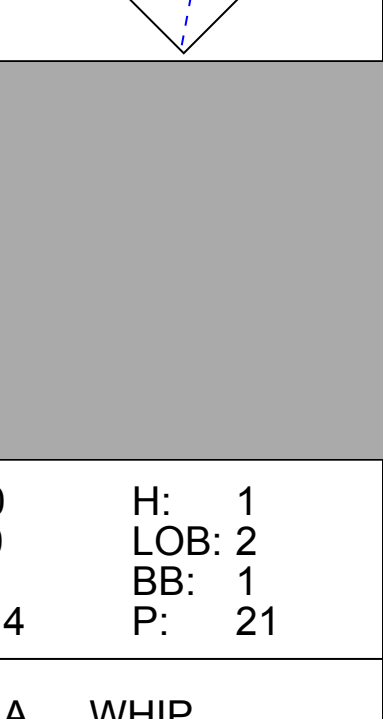
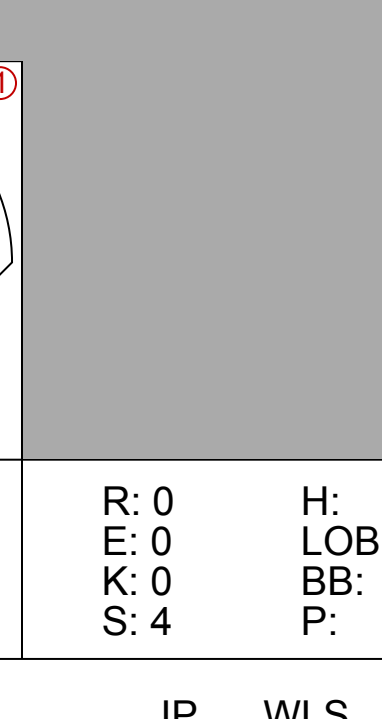
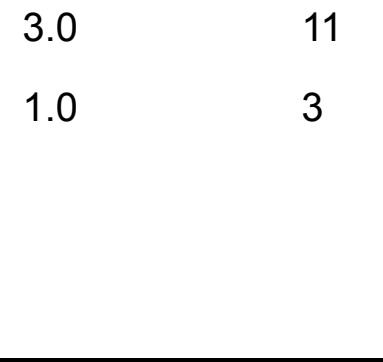





Batter	1	2	3	4	5	6	7	8	9	AB	R	H	RBI	BB	SO	LOB	BOTTOM								
31 Jose Tabata, R (1,7)	G6-3		24 1B							4	2	1	0	0	0	0	Chicago Cubs @ Pittsburgh Pirates PNC Park, Pittsburgh, PA Sat May 26 2012, 7:16 PM - 10:22 PM EDT Att: 38,132 - Partly Cloudy - 85 F								
5 Josh Harrison, R (1,9)	K		SH5-3		F8					3	0	0	0	1	1	0									
22 Andrew McCutchen, R (1,8)	24 WP		24 1B							3	1	2	0	2	1	2									
24 Pedro Alvarez, L (1,5)	K		26 BB		65 1B					5	0	1	1	0	1	5									
18 Neil Walker, S (1,4)		12 F8	26 S							2	0	1	1	2	0	1									
65 Matt Hague, R (1,3)	L8		26 BB							3	0	1	1	1	0	3									
26 Rod Barajas, R (1,2)			12 FC6-4							2	0	0	0	2	0	2									
12 Clint Barmes, R (1,6)	F8		FC6-4							4	0	0	0	0	2	5									
29 Kevin Correia, R (1,1)										3	0	0	0	0	1	2									
44 Tony Watson, L (7,1)										0	0	0	0	0	0	0									
32 Brad Lincoln, L (7,1)										0	0	0	0	0	0	0									
46 Garrett Jones, L (8,PH)										1	0	0	0	0	1	0									
52 Joel Hanrahan, R (9,1)										0	0	0	0	0	0	0									
Inning Stats	R: 0 E: 0 K: 2 S: 11	H: 1 LOB: 1 BB: 0 P: 15	R: 0 E: 0 K: 0 S: 9	H: 1 LOB: 2 BB: 1 P: 20	R: 2 E: 0 K: 0 S: 17	H: 2 LOB: 3 BB: 2 P: 35	R: 0 E: 0 K: 0 S: 5	H: 0 LOB: 0 BB: 0 P: 6	R: 0 E: 0 K: 2 S: 9	H: 0 LOB: 0 BB: 2 P: 18	R: 0 E: 0 K: 2 S: 9	H: 0 LOB: 0 BB: 0 P: 11	R: 0 E: 0 K: 0 S: 11	H: 1 LOB: 2 BB: 1 P: 22	R: 0 E: 0 K: 2 S: 7	H: 0 LOB: 0 BB: 0 P: 9		R: 1 E: 0 K: 1 S: 10	H: 1 LOB: 3 BB: 2 P: 25	1B: 6 2B: 0 3B: 0 HR: 0	SF: 1 SAC: 1 DP: 0 HBP: 2	WP: 2 PB: 0 SB: 3 CS: 0	PA: 42		
PITCHER	IP ERA WLS BF H R ER SO BB IBB HBP BLK WP HR S P ERA WHIP	IP ERA WLS BF H R ER SO BB IBB HBP BLK WP HR S P ERA WHIP	IP ERA WLS BF H R ER SO BB IBB HBP BLK WP HR S P ERA WHIP	IP ERA WLS BF H R ER SO BB IBB HBP BLK WP HR S P ERA WHIP	IP ERA WLS BF H R ER SO BB IBB HBP BLK WP HR S P ERA WHIP	IP ERA WLS BF H R ER SO BB IBB HBP BLK WP HR S P ERA WHIP	IP ERA WLS BF H R ER SO BB IBB HBP BLK WP HR S P ERA WHIP	IP ERA WLS BF H R ER SO BB IBB HBP BLK WP HR S P ERA WHIP	IP ERA WLS BF H R ER SO BB IBB HBP BLK WP HR S P ERA WHIP	IP ERA WLS BF H R ER SO BB IBB HBP BLK WP HR S P ERA WHIP	IP ERA WLS BF H R ER SO BB IBB HBP BLK WP HR S P ERA WHIP	IP ERA WLS BF H R ER SO BB IBB HBP BLK WP HR S P ERA WHIP	IP ERA WLS BF H R ER SO BB IBB HBP BLK WP HR S P ERA WHIP	IP ERA WLS BF H R ER SO BB IBB HBP BLK WP HR S P ERA WHIP	IP ERA WLS BF H R ER SO BB IBB HBP BLK WP HR S P ERA WHIP	IP ERA WLS BF H R ER SO BB IBB HBP BLK WP HR S P ERA WHIP		IP ERA WLS BF H R ER SO BB IBB HBP BLK WP HR S P ERA WHIP	IP ERA WLS BF H R ER SO BB IBB HBP BLK WP HR S P ERA WHIP	IP ERA WLS BF H R ER SO BB IBB HBP BLK WP HR S P ERA WHIP	IP ERA WLS BF H R ER SO BB IBB HBP BLK WP HR S P ERA WHIP	IP ERA WLS BF H R ER SO BB IBB HBP BLK WP HR S P ERA WHIP	IP ERA WLS BF H R ER SO BB IBB HBP BLK WP HR S P ERA WHIP	IP ERA WLS BF H R ER SO BB IBB HBP BLK WP HR S P ERA WHIP	IP ERA WLS BF H R ER SO BB IBB HBP BLK WP HR S P ERA WHIP


AB	30
R	3
H	6
RBI	3
BB	8
SO	7
LOB	20



Batter	1	2	3	4	5	6	7	8	9	AB	R	H	RBI	BB	SO	LOB	TOP								
6 Drew Stubbs, R OBP: 0.293, SLG: 0.366										4	0	0	0	0	2	4	Cincinnati Reds @ Pittsburgh Pirates PNC Park, Pittsburgh, PA Mon May 28 2012, 1:40 PM - 4:21 PM EDT Att: 14,792 - Partly Cloudy - 87 F								
15 Wilson Valdez, R OBP: 0.174, SLG: 0.222 60 J.J. Hoover, R										4	0	0	0	0	2	4									
19 Joey Votto, L OBP: 0.466, SLG: 0.601										3	1	1	0	1	0	2									
4 Brandon Phillips, R OBP: 0.326, SLG: 0.418										4	0	0	0	0	0	2									
32 Jay Bruce, L OBP: 0.309, SLG: 0.533										4	0	1	0	0	1	1									
28 Chris Heisey, R OBP: 0.317, SLG: 0.388										4	0	1	1	0	0	1									
43 Miguel Cairo, R OBP: 0.182, SLG: 0.250										4	0	1	0	0	0	1									
29 Ryan Hanigan, R OBP: 0.383, SLG: 0.402										3	0	2	0	0	0	0									
61 Bronson Arroyo, R OBP: 0.176, SLG: 0.133 25 Mike Costanzo, L OBP: 0.067, SLG: 0.077 31 Alfredo Simon, R										0	0	0	0	1	0	0									
2 Zack Cozart, R OBP: 0.289, SLG: 0.412										1	0	0	0	0	0	2									
Inning Stats	R: 0 E: 0 K: 2 S: 9	H: 1 LOB: 1 BB: 0 P: 13	R: 0 E: 0 K: 0 S: 8	H: 1 LOB: 1 BB: 0 P: 11	R: 0 E: 0 K: 1 S: 8	H: 1 LOB: 2 BB: 1 P: 15	R: 0 E: 0 K: 0 S: 7	H: 0 LOB: 0 BB: 0 P: 10	R: 0 E: 0 K: 1 S: 10	H: 2 LOB: 2 BB: 0 P: 17	R: 0 E: 0 K: 0 S: 9	H: 0 LOB: 0 BB: 0 P: 15	R: 0 E: 0 K: 1 S: 10	H: 0 LOB: 0 BB: 0 P: 9	R: 0 E: 0 K: 1 S: 10	H: 0 LOB: 0 BB: 0 P: 13	R: 1 E: 0 K: 1 S: 14	H: 1 LOB: 1 BB: 1 P: 21	1B: 5 2B: 1 3B: 0 HR: 0	SF: 0 SAC: 0 DP: 1 HBP: 0	WP: 0 PB: 0 SB: 0 CS: 0	PA: 34			
PITCHER	IP	WLS	BF	H	R	ER	SO	BB	IBB	HBP	BLK	WP	HR	S	P	ERA	WHIP								
53 James McDonald, R ERA: 2.2	8.0	W	29	5	0	0	5	1	0	0	0	0	0	65	103	0.00	0.750								
44 Tony Watson, L ERA: 3.94	0.2		4	1	1	1	1	1	0	0	0	0	0	12	19	13.50	3.000								
52 Joel Hanrahan, R ERA: 2.5	0.1	S	1	0	0	0	0	0	0	0	0	0	0	2	2	0.00	0.000								

Batter	1	2	3	4	5	6	7	8	9	AB	R	H	RBI	BB	SO	LOB	BOTTOM								
31 Jose Tabata, R OBP: 0.280, SLG: 0.344										3	0	1	0	1	0	0	Cincinnati Reds @ Pittsburgh Pirates PNC Park, Pittsburgh, PA Mon May 28 2012, 1:40 PM - 4:21 PM EDT Att: 14,792 - Partly Cloudy - 87 F								
18 Neil Walker, S OBP: 0.315, SLG: 0.347										4	1	2	1	0	1	1									
22 Andrew McCutchen, R OBP: 0.389, SLG: 0.545										4	0	1	0	0	0	4									
24 Pedro Alvarez, L OBP: 0.270, SLG: 0.444										4	2	2	1	0	0	1									
46 Garrett Jones, L OBP: 0.245, SLG: 0.434 62 Gorkys Hernandez, R OBP: 0.266, SLG: 0.167										4	0	1	1	0	1	1									
65 Matt Hague, R OBP: 0.320, SLG: 0.273 44 Tony Watson, L 52 Joel Hanrahan, R										4	0	1	0	0	1	2									
26 Rod Barajas, R OBP: 0.288, SLG: 0.398										3	0	2	1	1	0	0									
12 Clint Barmes, R OBP: 0.196, SLG: 0.270										4	0	0	0	0	0	4									
53 James McDonald, L OBP: 0.143, SLG: 0.100 14 Casey McGehee, R OBP: 0.277, SLG: 0.245										3	1	0	0	0	2	1									
Inning Stats	R: 2 E: 0 K: 0 S: 19	H: 3 LOB: 1 BB: 0 P: 26	R: 1 E: 0 K: 0 S: 17	H: 2 LOB: 1 BB: 1 P: 24	R: 1 E: 0 K: 0 S: 12	H: 2 LOB: 1 BB: 0 P: 19	R: 0 E: 0 K: 1 S: 7	H: 1 LOB: 0 BB: 0 P: 10	R: 0 E: 0 K: 2 S: 14	H: 0 LOB: 0 BB: 0 P: 11	R: 0 E: 0 K: 0 S: 4	H: 1 LOB: 0 BB: 0 P: 7	R: 0 E: 0 K: 1 S: 10	H: 0 LOB: 0 BB: 0 P: 17	R: 0 E: 0 K: 1 S: 10	H: 0 LOB: 0 BB: 0 P: 17		R: 0 E: 0 K: 1 S: 14	H: 0 LOB: 0 BB: 0 P: 21	1B: 6 2B: 4 3B: 0 HR: 0	SF: 0 SAC: 0 DP: 1 HBP: 0	WP: 1 PB: 0 SB: 0 CS: 0	PA: 35		
PITCHER	IP	WLS	BF	H	R	ER	SO	BB	IBB	HBP	BLK	WP	HR	S	P	ERA	WHIP								
61 Bronson Arroyo, R ERA: 3.59	4.0	L	21	8	4	4	1	1	0	0	0	0	0	55	79	9.00	2.250								
31 Alfredo Simon, R ERA: 1.74	3.0		11	2	0	0	3	1	0	0	0	0	0	25	39	0.00	1.000								
60 J.J. Hoover, R ERA: 0.69	1.0		3	0	0	0	1	0	0	0	0	0	0	10	17	0.00	0.000								

AB 32
R 1
H 6
RBI 1
BB 2
SO 6
LOB 17



AB 33
R 4
H 10
RBI 4
BB 2
SO 5
LOB 14



Batter	1	2	3	4	5	6	7	8	9	AB	R	H	RBI	BB	SO	LOB	TOP			
2 Zack Cozart, R OBP: 0.281, SLG: 0.403										4	1	1	0	0	1	0	Cincinnati Reds @ Pittsburgh Pirates PNC Park, Pittsburgh, PA Wed May 30 2012, 7:08 PM - 9:49 PM EDT Att: 16,782 - Partly Cloudy - 80 F			
6 Drew Stubbs, R OBP: 0.296, SLG: 0.360										1	0	0	0	2	0					
32 Jay Bruce, L OBP: 0.315, SLG: 0.537										4	0	0	0	0	2	4				
4 Brandon Phillips, R OBP: 0.322, SLG: 0.412										3	0	0	1	0	0	2				
28 Chris Heisey, R OBP: 0.323, SLG: 0.392										4	0	2	0	0	1	1				
21 Todd Frazier, R OBP: 0.318, SLG: 0.598										3	0	0	0	0	1	1				
19 Joey Votto, L OBP: 0.463, SLG: 0.598										1	0	1	0	0	0	0				
25 Mike Costanzo, L OBP: 0.111, SLG: 0.067										2	0	0	0	1	0	0				
43 Miguel Cairo, R OBP: 0.176, SLG: 0.242										1	0	0	0	0	1	2				
29 Ryan Hanigan, R OBP: 0.369, SLG: 0.386										4	0	0	0	0	1	3				
47 Johnny Cueto, R OBP: 0.053, SLG: 0.053										2	0	0	0	0	0	0				
48 Ryan Ludwick, R OBP: 0.292, SLG: 0.393										1	0	0	0	0	0	0				
51 Sean Marshall, L OBP: 0.176, SLG: 0.242										0	0	0	0	0	0	0				
66 Logan Ondrusek, R OBP: 0.176, SLG: 0.242										0	0	0	0	0	0	0				
Inning Stats	R: 1 H: 1 E: 0 K: 1 S: 10	H: 1 LOB: 1 BB: 0 P: 17	R: 0 H: 0 E: 0 K: 1 S: 7	H: 0 LOB: 0 BB: 0 P: 10	R: 0 H: 0 E: 0 K: 0 S: 6	H: 0 LOB: 0 BB: 0 P: 9	R: 0 H: 0 E: 0 K: 1 S: 10	H: 0 LOB: 0 BB: 0 P: 13	R: 0 H: 0 E: 1 K: 0 S: 12	H: 0 LOB: 2 BB: 1 P: 21	R: 0 H: 1 E: 0 K: 0 S: 13	H: 1 LOB: 1 BB: 1 P: 20	R: 0 H: 0 E: 0 K: 2 S: 14	H: 0 LOB: 1 BB: 1 P: 21	R: 0 H: 2 E: 0 K: 2 S: 11	H: 2 LOB: 2 BB: 0 P: 16	1B: 3 2B: 1 3B: 0 HR: 0	SF: 1 SAC: 1 DP: 1 HBP: 0	WP: 0 PB: 0 SB: 2 CS: 0	PA: 35
PITCHER	IP	WLS	BF	H	R	ER	SO	BB	IBB	HBP	BLK	WP	HR	S	P	ERA	WHIP			
34 A.J. Burnett, R ERA: 3.6	7.0	W	26	2	1	0	3	2	0	0	0	0	0	65	103	0.00	0.571			
39 Jason Grilli, R ERA: 1.8	1.0	H	4	0	0	0	2	1	0	0	0	0	0	14	21	0.00	1.000			
52 Joel Hanrahan, R ERA: 2.37	1.0	S	5	2	0	0	2	0	0	0	0	0	0	11	16	0.00	2.000			

Batter	1	2	3	4	5	6	7	8	9	AB	R	H	RBI	BB	SO	LOB	BOTTOM			
31 Jose Tabata, R OBP: 0.268, SLG: 0.327										4	0	0	0	0	0	4	Cincinnati Reds @ Pittsburgh Pirates PNC Park, Pittsburgh, PA Wed May 30 2012, 7:08 PM - 9:49 PM EDT Att: 16,782 - Partly Cloudy - 80 F			
69 Jordy Mercer, R OBP: 0.200, SLG: 0.200										4	0	1	0	0	1	1				
22 Andrew McCutchen, R OBP: 0.389, SLG: 0.541										4	0	0	0	0	1	1				
24 Pedro Alvarez, L OBP: 0.263, SLG: 0.424										4	0	0	0	0	1	1				
18 Neil Walker, S OBP: 0.313, SLG: 0.335										2	1	0	0	2	1	0				
46 Garrett Jones, L OBP: 0.250, SLG: 0.446										3	1	2	0	0	1	0				
62 Gorkys Hernandez, R OBP: 0.222, SLG: 0.125										1	0	0	0	0	0	1				
65 Matt Hague, R OBP: 0.231, SLG: 0.321										3	0	1	2	0	0	1				
14 Casey McGehee, R OBP: 0.281, SLG: 0.250										1	0	0	0	0	0	1				
26 Rod Barajas, R OBP: 0.298, SLG: 0.393										1	0	0	0	2	0	0				
34 A.J. Burnett, R OBP: 0.231, SLG: 0.091										2	0	1	0	1	0	2				
39 Jason Grilli, R ERA: 4.15										0	0	0	0	0	0	0				
52 Joel Hanrahan, R ERA: 2.53										0	0	0	0	0	0	0				
Inning Stats	R: 0 H: 1 E: 0 K: 1 S: 8	H: 1 LOB: 1 BB: 0 P: 11	R: 0 H: 1 E: 0 K: 1 S: 11	H: 1 LOB: 2 BB: 2 P: 21	R: 0 H: 0 E: 0 K: 0 S: 7	H: 0 LOB: 0 BB: 0 P: 12	R: 0 H: 0 E: 0 K: 1 S: 9	H: 0 LOB: 0 BB: 0 P: 14	R: 0 H: 1 E: 1 K: 0 S: 10	H: 1 LOB: 1 BB: 1 P: 12	R: 2 H: 2 E: 0 K: 0 S: 11	H: 2 LOB: 2 BB: 2 P: 25	R: 0 H: 0 E: 0 K: 1 S: 7	H: 0 LOB: 0 BB: 0 P: 10	R: 0 H: 0 E: 0 K: 0 S: 11	H: 0 LOB: 1 BB: 1 P: 22	1B: 3 2B: 1 3B: 1 HR: 0	SF: 0 SAC: 0 DP: 0 HBP: 0	WP: 0 PB: 0 SB: 1 CS: 0	PA: 34
PITCHER	IP	WLS	BF	H	R	ER	SO	BB	IBB	HBP	BLK	WP	HR	S	P	ERA	WHIP			
47 Johnny Cueto, R ERA: 2.54	7.0	L	30	5	2	2	5	2	2	0	0	0	0	63	105	2.57	1.000			
51 Sean Marshall, L ERA: 4.15	0.1		2	0	0	0	0	1	0	0	0	0	0	5	12	0.00	3.000			
66 Logan Ondrusek, R ERA: 2.53	0.2		2	0	0	0	0	0	0	0	0	0	0	6	10	0.00	0.000			

AB	30
R	1
H	4
RBI	1
BB	3
SO	7
LOB	13



Batter	1	2	3	4	5	6	7	8	9	AB	R	H	RBI	BB	SO	LOB	TOP					
31 Jose Tabata, R OBP: 0.282, SLG: 0.345										3	1	2	3	2	0	2						
5 Josh Harrison, R OBP: 0.291, SLG: 0.425										4	2	1	0	1	1	3						
32 Brad Lincoln, L										0	0	0	0	0	0	0						
44 Tony Watson, L										0	0	0	0	0	0	0						
37 Juan Cruz, R										0	0	0	0	0	0	0						
22 Andrew McCutchen, R OBP: 0.394, SLG: 0.557										4	1	2	3	1	1	0						
24 Pedro Alvarez, L OBP: 0.256, SLG: 0.410										5	0	0	0	0	2	4						
18 Neil Walker, S OBP: 0.320, SLG: 0.339										4	1	2	1	1	0	2						
65 Matt Hague, R OBP: 0.343, SLG: 0.344										4	0	2	0	0	0	0						
48 Jared Hughes, R										0	0	0	0	0	0	0						
62 Gorkys Hernández, R OBP: 0.300, SLG: 0.222										1	0	1	0	0	0	0						
26 Rod Barajas, R OBP: 0.302, SLG: 0.393										5	1	2	1	0	0	4						
69 Jordy Mercer, R OBP: 0.200, SLG: 0.111										4	1	0	0	1	2	3						
29 Kevin Correia, R OBP: 0.176, SLG: 0.176										3	1	1	0	0	1	3						
43 Doug Slaten, L										2	0	0	0	0	0	2						
14 Casey McGehee, R OBP: 0.276, SLG: 0.245										2	0	0	0	0	0	2						
Inning Stats	R: 0 E: 0 K: 1 S: 10	H: 0 LOB: 2 BB: 2 P: 21	R: 0 E: 0 K: 1 S: 14	H: 2 LOB: 2 BB: 0 P: 18	R: 6 E: 0 K: 1 S: 26	H: 6 LOB: 1 BB: 1 P: 39	R: 0 E: 0 K: 0 S: 9	H: 0 LOB: 0 BB: 0 P: 13	R: 0 E: 0 K: 2 S: 8	H: 0 LOB: 0 BB: 0 P: 12	R: 0 E: 0 K: 1 S: 8	H: 1 LOB: 2 BB: 1 P: 14	R: 0 E: 0 K: 1 S: 12	H: 2 LOB: 1 BB: 1 P: 17	R: 2 E: 0 K: 0 S: 12	H: 2 LOB: 1 BB: 1 P: 21	R: 0 E: 0 K: 1 S: 15	H: 2 LOB: 2 BB: 0 P: 23	1B: 8 2B: 3 3B: 2 HR: 0	SF: 0 SAC: 0 DP: 0 HBP: 0	WP: 0 PB: 0 SB: 2 CS: 1	PA: 45
PITCHER	IP WLS BF H R ER SO BB IBB HBP BLK WP HR S P ERA WHIP																					
43 Randy Wolf, L ERA: 4.05	(1, 1) 6.0 L 29 8 6 6 5 4 0 0 0 0 0 0 75 117 9.00 2.000																					
46 Juan Pablo Perez, L ERA: 3.86	(7, 1) 1.0 5 1 0 0 1 1 0 0 0 0 0 12 17 0.00 2.000																					
48 Tim Lillard, R ERA: 4.74	(8, 1) 2.0 11 4 2 2 1 1 0 0 0 0 0 27 44 9.00 2.500																					

Pittsburgh Pirates @ Milwaukee Brewers
Miller Park, Milwaukee, WI
Fri Jun 01 2012, 7:12 PM - 10:28 PM CDT
Att: 33,055 - Roof Closed - 66 F

AB 39
R 8
H 13
RBI 8
BB 6
SO 7
LOB 23

Batter	1	2	3	4	5	6	7	8	9	AB	R	H	RBI	BB	SO	LOB	BOTTOM			
1 Corey Hart, R OBP: 0.322, SLG: 0.510										4	1	2	1	0	1	1				
2 Nyjer Morgan, L OBP: 0.295, SLG: 0.273										4	1	2	1	0	0	1				
8 Ryan Braun, R OBP: 0.394, SLG: 0.603										3	0	1	0	0	1	0				
7 Norichika Aoki, L OBP: 0.358, SLG: 0.443										1	0	0	0	0	0	1				
16 Aramis Ramirez, R OBP: 0.317, SLG: 0.429										3	0	0	0	1	0	1				
9 George Kottaras, L OBP: 0.449, SLG: 0.429										3	0	1	0	1	0	2				
14 Brooks Conrad, S										4	0	0	0	0	2	6				
5 Taylor Green, L OBP: 0.288, SLG: 0.311										2	0	0	0	0	0	1				
27 Carlos Gómez, R OBP: 0.329, SLG: 0.487										2	0	1	0	0	1	0				
21 Cody Ransom, R OBP: 0.333, SLG: 0.466										3	0	0	0	1	0	1				
43 Randy Wolf, L OBP: 0.195, SLG: 0.111										2	0	0	0	0	0	1				
46 Juan Pablo Perez, R ERA: 4.19	(7, 1) 0.2 H 3 1 0 0 0 0 0 0 0 0 0 4 6 0.00 1.500																			
29 Edwin Maysonet, R OBP: 0.288, SLG: 0.310	(7, PH) 0.2 4 1 0 0 0 0 1 0 0 0 0 0 10 22 0.00 3.000																			
48 Tim Lillard, R ERA: 3.86	(8, 1) 0.1 1 0 0 0 1 0 0 0 0 0 0 0 4 7 0.00 0.000																			
12 Martín Maldonado, R OBP: 0.250, SLG: 0.182										2	0	0	0	0	0	1				
Inning Stats	R: 1 E: 0 K: 0 S: 10	H: 1 LOB: 0 BB: 0 P: 16	R: 0 E: 0 K: 0 S: 6	H: 0 LOB: 0 BB: 0 P: 9	R: 0 E: 0 K: 0 S: 13	H: 1 LOB: 1 BB: 0 P: 20	R: 0 E: 0 K: 2 S: 13	H: 1 LOB: 1 BB: 0 P: 20	R: 0 E: 0 K: 0 S: 9	H: 0 LOB: 0 BB: 1 P: 13	R: 1 E: 0 K: 0 S: 8	H: 2 LOB: 2 BB: 1 P: 13	R: 0 E: 0 K: 1 S: 14	H: 1 LOB: 1 BB: 1 P: 29	R: 0 E: 0 K: 2 S: 8	H: 0 LOB: 0 BB: 0 P: 13	1B: 4 2B: 1 3B: 0 HR: 2	SF: 0 SAC: 0 DP: 2 HBP: 0	WP: 0 PB: 0 SB: 1 CS: 0	PA: 36
PITCHER	IP WLS BF H R ER SO BB IBB HBP BLK WP HR S P ERA WHIP																			
29 Kevin Correia, R ERA: 4.19	(1, 1) 5.2 W 23 5 2 2 2 2 0 0 0 0 0 0 58 90 3.18 1.235																			
43 Doug Slaten, L ERA: 3.86	(6, 1) 0.2 H 3 1 0 0 0 0 0 0 0 0 0 4 6 0.00 1.500																			
48 Jared Hughes, R ERA: 2.16	(7, 1) 0.2 2 0 0 0 1 0 0 0 0 0 0 5 7 0.00 0.000																			
32 Brad Lincoln, R ERA: 1.04	(8, 1) 0.2 4 1 0 0 0 0 1 0 0 0 0 0 10 22 0.00 3.000																			
44 Tony Watson, L ERA: 3.86	(8, 1) 0.1 1 0 0 0 1 0 0 0 0 0 0 4 7 0.00 0.000																			
37 Juan Cruz, R ERA: 1.37	(9, 1) 1.0 3 0 0 0 2 0 0 0 0 0 0 8 13 0.00 0.000																			

Pittsburgh Pirates @ Milwaukee Brewers
Miller Park, Milwaukee, WI
Fri Jun 01 2012, 7:12 PM - 10:28 PM CDT
Att: 33,055 - Roof Closed - 66 F

AB 33
R 2
H 7
RBI 2
BB 3
SO 6
LOB 16

Batter	1	2	3	4	5	6	7	8	9	AB	R	H	RBI	BB	SO	LOB	TOP				
31 Jose Tabata, R (1,7) OBP: 0.281, SLG: 0.343	G4-3		K			1B		G1-3		4	0	1	0	0	1	0	Pittsburgh Pirates @ Milwaukee Brewers Miller Park, Milwaukee, WI Sat Jun 02 2012, 6:11 PM - 9:16 PM CDT Att: 39,603 - Partly Cloudy - 74 F				
46 Garrett Jones, L (1,9) OBP: 0.256, SLG: 0.474	F7			HR		1B		G5-3		4	1	2	1	0	0	0					
22 Andrew McCutchen, R (1,8) OBP: 0.390, SLG: 0.553	1B					L5				3	0	1	0	1	1	2					
24 Pedro Alvarez, L (1,5) OBP: 0.250, SLG: 0.400	K					F7				4	0	0	0	0	2	4					
18 Neil Walker, S (1,4) OBP: 0.313, SLG: 0.331	K					G4-3				4	0	0	0	0	1	3					
65 Matt Hague, R (1,3) OBP: 0.333, SLG: 0.333	K					1B				4	0	1	0	0	2	1					
12 Clint Barmes, R (1,6) OBP: 0.192, SLG: 0.264	F9					F7				3	0	0	0	0	0	1					
55 Michael McKenry, R (1,2) OBP: 0.279, SLG: 0.389			G4-3			K				3	0	0	0	0	2	1					
45 Erik Bedard, L (1,1) OBP: 0.111, SLG: 0.111						G4-3				1	0	0	0	0	0	0					
30 Chris Resop, R (4,1) 48 Jared Hughes, R (7,1) 5 Josh Harrison, R (8,PH) 43 Doug Slaten, L (8,1)			P5			G4-3		L6		1	0	0	0	0	0	0					
Inning Stats	R: 0 E: 0 K: 1 S: 14	H: 1 LOB: 1 BB: 0 P: 18	R: 0 E: 0 K: 2 S: 8	H: 0 LOB: 0 BB: 0 P: 11	R: 0 E: 0 K: 1 S: 11	H: 0 LOB: 0 BB: 0 P: 14	R: 1 E: 0 K: 1 S: 12	H: 1 LOB: 1 BB: 0 P: 17	R: 0 E: 0 K: 0 S: 13	H: 2 LOB: 2 BB: 0 P: 21	R: 0 E: 0 K: 2 S: 14	H: 0 LOB: 0 BB: 0 P: 21	R: 0 E: 0 K: 0 S: 8	H: 0 LOB: 0 BB: 0 P: 10	R: 0 E: 0 K: 1 S: 10	H: 0 LOB: 1 BB: 1 P: 17	1B: 4 2B: 0 3B: 0 HR: 1	SF: 0 SAC: 0 DP: 0 HBP: 0	WP: 0 PB: 0 CS: 0	PA: 33	
PITCHER	IP	WLS	BF	H	R	ER	SO	BB	IBB	HBP	BLK	WP	HR	S	P	ERA	WHIP				
18 Shaun Marcum, R (1,1) ERA: 3.39	7.0	W	26	5	1	1	8	0	0	0	0	0	1	80	112	1.29	0.714				
50 Kameron Loe, R (8,1) ERA: 2.53	1.0		3	0	0	0	0	0	0	0	0	0	0	8	10	0.00	0.000				
40 Jose Veras, R (9,1) ERA: 4.5	1.0		4	0	0	0	1	1	0	0	0	0	0	10	17	0.00	1.000				

Batter	1	2	3	4	5	6	7	8	9	AB	R	H	RBI	BB	SO	LOB	BOTTOM				
27 Carlos Gómez, R (1,8) OBP: 0.310, SLG: 0.458	K		K2-3	FC5-4		G6-3		FC6-4		5	0	0	0	0	2	4	Pittsburgh Pirates @ Milwaukee Brewers Miller Park, Milwaukee, WI Sat Jun 02 2012, 6:11 PM - 9:16 PM CDT Att: 39,603 - Partly Cloudy - 74 F				
7 Norichika Aoki, L (1,7) OBP: 0.355, SLG: 0.436	G6-3		K	E5		1B				4	0	1	0	0	1	1					
1 Corey Hart, R (1,9) OBP: 0.317, SLG: 0.500	F7		F9	K		G6-4-3				4	0	0	0	0	1	3					
16 Aramis Ramirez, R (1,5) OBP: 0.322, SLG: 0.438						P3				3	2	2	0	0	0	0					
29 Edwin Maysonet, R (7,6) OBP: 0.250, SLG: 0.390						P3				1	0	0	0	0	0	0					
23 Rickie Weeks Jr., R (1,4) OBP: 0.306, SLG: 0.307						1B				2	1	2	0	2	0	0					
21 Cody Ransom, R (1,6) OBP: 0.341, SLG: 0.461						1B				3	1	1	2	1	2	2					
14 Brooks Conrad, S (1,3) OBP: 0.094, SLG: 0.138						1B				2	1	1	3	1	0	1					
12 Martin Maldonado, R (1,2) OBP: 0.188, SLG: 0.133										4	0	0	0	0	2	4					
18 Shaun Marcum, R (1,1) OBP: 0.200, SLG: 0.136										2	0	0	0	1	0	2					
50 Kameron Loe, R (8,1) 5 Taylor Green, L (8,PH) 40 Jose Veras, R (9,1)										0	0	0	0	0	0	0					
Inning Stats	R: 0 E: 0 K: 1 S: 6	H: 0 LOB: 0 BB: 0 P: 10	R: 1 E: 0 K: 1 S: 16	H: 1 LOB: 2 BB: 2 P: 28	R: 0 E: 0 K: 2 S: 8	H: 0 LOB: 0 BB: 0 P: 11	R: 4 E: 1 K: 2 S: 26	H: 4 LOB: 2 BB: 1 P: 42	R: 0 E: 0 K: 1 S: 9	H: 1 LOB: 1 BB: 0 P: 13	R: 0 E: 0 K: 0 S: 5	H: 0 LOB: 0 BB: 0 P: 7	R: 0 E: 0 K: 0 S: 10	H: 1 LOB: 0 BB: 0 P: 15	R: 0 E: 0 K: 1 S: 10	H: 0 LOB: 3 BB: 3 P: 26	1B: 4 2B: 2 3B: 0 HR: 1	SF: 1 SAC: 0 DP: 1 HBP: 0	WP: 1 PB: 0 SB: 2 CS: 0	PA: 37	
PITCHER	IP	WLS	BF	H	R	ER	SO	BB	IBB	HBP	BLK	WP	HR	S	P	ERA	WHIP				
45 Erik Bedard, L (1,1) ERA: 3.72	3.2	L	20	5	5	5	5	3	0	0	0	0	1	53	87	12.27	2.182				
30 Chris Resop, R (4,1) ERA: 3.91	2.1		8	1	0	0	2	0	0	0	0	0	0	17	24	0.00	0.429				
48 Jared Hughes, R (7,1) ERA: 2.08	1.0		3	1	0	0	0	0	0	0	0	0	0	10	15	0.00	1.000				
43 Doug Slaten, L (8,1) ERA:	1.0		6	0	0	0	1	3	0	0	0	1	0	10	26	0.00	3.000				

Batter	1	2	3	4	5	6	7	8	9	AB	R	H	RBI	BB	SO	LOB	TOP					
7 Alex Presley, L OBP: 0.252, SLG: 0.350										5	2	2	1	0	1	1						
18 Neil Walker, S OBP: 0.322, SLG: 0.361										5	1	2	2	0	1	0						
22 Andrew McCutchen, R OBP: 0.392, SLG: 0.556										5	0	1	0	0	2	1						
46 Garrett Jones, L OBP: 0.256, SLG: 0.480										5	1	1	0	0	1	1						
65 Matt Hague, R OBP: 0.298, SLG: 0.295										4	1	1	0	0	1	1						
14 Casey McGehee, R OBP: 0.296, SLG: 0.296										3	2	2	1	0	0	0						
26 Rod Barajas, R OBP: 0.299, SLG: 0.403										3	1	0	0	1	0	1						
12 Clint Barnes, R OBP: 0.214, SLG: 0.309										4	0	3	3	0	0	0						
34 A.J. Burnett, R ERA: 3.48, SLG: 0.271										3	0	0	0	0	2	3						
5 Josh Harrison, R ERA: 3.26, SLG: 0.415										1	0	0	0	0	0	1						
44 Tony Watson, L ERA: 3.63										0	0	0	0	0	0	0						
37 Juan Cruz, R ERA: 2.18										0	0	0	0	0	0	0						
52 Joel Hanrahan, R ERA: 2.57										0	0	0	0	0	0	0						
Inning Stats	R: 0 E: 0 K: 0 S: 11	H: 1 LOB: 1 BB: 0 P: 16	R: 2 E: 0 K: 1 S: 19	H: 3 LOB: 1 BB: 0 P: 26	R: 4 E: 0 K: 1 S: 21	H: 4 LOB: 2 BB: 2 P: 36	R: 0 E: 0 K: 1 S: 9	H: 1 LOB: 1 BB: 0 P: 16	R: 1 E: 0 K: 0 S: 8	H: 1 LOB: 0 BB: 0 P: 13	R: 1 E: 0 K: 2 S: 14	H: 1 LOB: 0 BB: 0 P: 20	R: 0 E: 0 K: 1 S: 6	H: 0 LOB: 1 BB: 0 P: 8	R: 0 E: 0 K: 1 S: 12	H: 1 LOB: 1 BB: 0 P: 16	R: 0 E: 0 K: 1 S: 10	H: 0 LOB: 0 BB: 0 P: 14	1B: 7 2B: 1 3B: 1 HR: 3	SF: 0 SAC: 0 DP: 0 HBP: 0	WP: 0 PB: 0 SB: 3 CS: 0	PA: 40
PITCHER	IP	WLS	BF	H	R	ER	SO	BB	IBB	HBP	BLK	WP	HR	S	P	ERA	WHIP					
34 Homer Bailey, R ERA: 4.39	3.0	L	19	8	6	6	2	2	0	0	0	0	1	51	78	18.00	3.333					
31 Alfredo Simon, R ERA: 1.56	1.0		4	1	0	0	1	0	0	0	0	0	0	9	16	0.00	1.000					
60 J.J. Hoover, R ERA: 2.87	2.0		8	2	2	2	2	0	0	0	0	0	2	22	33	9.00	1.000					
33 Jose Arredondo, R ERA: 2.1	2.0		7	1	0	0	2	0	0	0	0	0	0	18	24	0.00	0.500					
51 Sean Marshall, L ERA: 3.54	1.0		3	0	0	0	1	0	0	0	0	0	0	10	14	0.00	0.000					

Pittsburgh Pirates @ Cincinnati Reds
Great American Ball Park, Cincinnati, OH
Tue Jun 05 2012, 7:12 PM - 10:46 PM EDT
Att: 19,906 - Partly Cloudy - 67 F

AB	38
R	8
H	12
RBI	8
BB	2
SO	8
LOB	9



Batter	1	2	3	4	5	6	7	8	9	AB	R	H	RBI	BB	SO	LOB	BOTTOM				
2 Zack Cozart, R OBP: 0.293, SLG: 0.426										5	2	3	0	0	2	1					
6 Drew Stubbs, R OBP: 0.300, SLG: 0.373										2	1	0	0	2	1	1					
15 Wilson Valdez, R OBP: 0.184, SLG: 0.229										1	0	1	0	0	0	0					
19 Joey Votto, L OBP: 0.478, SLG: 0.617										4	0	2	2	1	1	1					
4 Brandon Phillips, R OBP: 0.313, SLG: 0.401										5	0	0	0	0	4	7					
32 Jay Bruce, L OBP: 0.318, SLG: 0.535										2	1	0	1	2	1	2					
28 Chris Heisey, R OBP: 0.307, SLG: 0.368										5	0	1	0	0	3	6					
21 Todd Frazier, R OBP: 0.317, SLG: 0.602										3	0	1	1	0	1	0					
39 Devin Mesoraco, R OBP: 0.314, SLG: 0.347										2	0	0	0	2	0	1					
34 Homer Bailey, R ERA: 3.76										1	0	1	0	0	0	0					
31 Alfredo Simon, R ERA: 3.62										0	0	0	0	0	0	0					
25 Mike Costanzo, L ERA: 3.62										1	0	0	0	0	1	2					
60 J.J. Hoover, R ERA: 2.87										0	0	0	0	0	0	0					
46 Ryan Ludwick, R ERA: 3.63										1	0	0	0	0	1	1					
33 Jose Arredondo, R ERA: 2.1										0	0	0	0	0	0	0					
43 Miguel Cairo, R ERA: 2.18										1	0	0	0	0	1	1					
51 Sean Marshall, L ERA: 2.57										0	0	0	0	0	0	0					
Inning Stats	R: 2 E: 0 K: 1 S: 13	H: 2 LOB: 1 BB: 1 P: 24	R: 0 E: 0 K: 2 S: 9	H: 1 LOB: 0 BB: 0 P: 15	R: 0 E: 0 K: 1 S: 7	H: 1 LOB: 1 BB: 1 P: 21	R: 0 E: 0 K: 3 S: 11	H: 0 LOB: 1 BB: 1 P: 18	R: 1 E: 0 K: 1 S: 12	H: 1 LOB: 3 BB: 1 P: 21	R: 0 E: 0 K: 3 S: 15	H: 1 LOB: 2 BB: 2 P: 25	R: 0 E: 0 K: 0 S: 7	H: 0 LOB: 0 BB: 1 P: 14	R: 1 E: 0 K: 3 S: 22	H: 3 LOB: 2 BB: 0 P: 31	1B: 9 2B: 0 3B: 0 HR: 0	SF: 2 SAC: 0 DP: 1 HBP: 0	WP: 1 PB: 0 SB: 3 CS: 0	PA: 42	
PITCHER	IP	WLS	BF	H	R	ER	SO	BB	IBB	HBP	BLK	WP	HR	S	P	ERA	WHIP				
34 A.J. Burnett, R ERA: 3.76	5.0	W	24	5	3	3	8	4	0	0	0	0	0	57	100	5.40	1.800				
30 Chris Resop, R ERA: 3.62	2.0		9	1	0	0	4	2	0	0	0	0	0	22	34	0.00	1.500				
44 Tony Watson, L ERA: 3.63	1.0		3	0	0	0	0	1	0	0	0	0	0	7	14	0.00	1.000				
37 Juan Cruz, R ERA: 2.18	0.0		3	3	1	1	0	0	0	0	0	0	0	11	14	∞	∞				
52 Joel Hanrahan, R ERA: 2.57	1.0	S	3	0	0	0	3	0	0	0	0	0	0	11	17	0.00	0.000				

Pittsburgh Pirates @ Cincinnati Reds
Great American Ball Park, Cincinnati, OH
Tue Jun 05 2012, 7:12 PM - 10:46 PM EDT
Att: 19,906 - Partly Cloudy - 67 F

AB	33
R	4
H	9
RBI	4
BB	7
SO	15
LOB	23



Batter	1	2	3	4	5	6	7	8	9	AB	R	H	RBI	BB	SO	LOB	TOP					
7 Alex Presley, L (1.7) OBP: 0.252, SLG: 0.346										4	0	1	0	0	1	3						
18 Neil Walker, S (1.4) OBP: 0.326, SLG: 0.364										4	1	2	1	0	1	1						
22 Andrew McCutchen, R (1.8) OBP: 0.394, SLG: 0.568										3	1	1	3	1	1	2						
46 Garrett Jones, L (1.9) OBP: 0.258, SLG: 0.477										3	0	1	0	0	0	1						
31 Jose Tabata, R (8.9) OBP: 0.276, SLG: 0.333										1	0	0	0	0	0	0						
65 Matt Hague, R (1.3) OBP: 0.275, SLG: 0.271											4	0	0	0	1	1						
14 Casey McGehee, R (1.5) OBP: 0.285, SLG: 0.286											4	0	0	0	1	0						
26 Rod Barajas, R (1.2) OBP: 0.298, SLG: 0.406											4	1	1	0	0	1						
12 Clint Barmes, R (1.6) OBP: 0.211, SLG: 0.305										2	0	0	0	0	1	0						
43 Doug Slaten, L (5.1)										0	0	0	0	0	0	0						
24 Pedro Alvarez, L (8.9) OBP: 0.254, SLG: 0.404										1	1	1	0	0	0	0						
48 Jared Hughes, R (8.1)										0	0	0	0	0	0	0						
32 Brad Lincoln, L (1.1)										1	0	0	0	0	1	0						
5 Josh Harrison, R (5.6) OBP: 0.289, SLG: 0.410										1	0	0	0	0	0	2						
Inning Stats	R: 0 H: 1 E: 0 K: 2 S: 12	H: 1 LOB: 1 BB: 0 P: 16	R: 0 H: 0 E: 0 K: 0 S: 9	H: 0 LOB: 0 BB: 0 P: 13	R: 0 H: 0 E: 0 K: 1 S: 5	H: 0 LOB: 0 BB: 0 P: 9	R: 0 H: 1 E: 0 K: 1 S: 13	H: 1 LOB: 1 BB: 0 P: 21	R: 0 H: 0 E: 0 K: 1 S: 11	H: 0 LOB: 0 BB: 0 P: 14	R: 0 H: 1 E: 0 K: 0 S: 7	H: 1 LOB: 1 BB: 0 P: 15	R: 0 H: 0 E: 0 K: 0 S: 7	H: 0 LOB: 0 BB: 0 P: 13	R: 4 H: 4 E: 0 K: 1 S: 15	H: 4 LOB: 0 BB: 0 P: 25	R: 0 H: 0 E: 0 K: 2 S: 8	H: 0 LOB: 0 BB: 0 P: 9	1B: 5 2B: 1 3B: 0 HR: 1	SF: 0 SAC: 0 DP: 0 HBP: 1	WP: 0 PB: 0 SB: 0 CS: 1	PA: 34
PITCHER	IP WLS BF H R ER SO BB IBB HBP BLK WP HR S P ERA WHIP																					
47 Johnny Cueto, R (1.1) ERA: 2.63	7.2 W 29 6 3 3 6 1 0 1 0 0 0 74 118 3.52 0.913																					
66 Logan Ondrusek, R (8.1) ERA: 2.74	0.0 1 1 1 1 0 0 0 0 0 0 1 2 2 ∞ ∞																					
51 Sean Marshall, L (8.1) ERA: 3.48	0.1 H 1 0 0 0 0 0 0 0 0 0 0 3 6 0.00 0.000																					
54 Aroldis Chapman, L (9.1) ERA:	1.0 S 3 0 0 0 2 0 0 0 0 0 0 8 9 0.00 0.000																					

Pittsburgh Pirates @ Cincinnati Reds
Great American Ball Park, Cincinnati, OH
Wed Jun 06 2012, 7:12 PM - 9:55 PM EDT
Att: 16,859 - Partly Cloudy - 77 F

AB 32
R 4
H 7
RBI 4
BB 1
SO 8
LOB 10



Batter	1	2	3	4	5	6	7	8	9	AB	R	H	RBI	BB	SO	LOB	BOTTOM			
2 Zack Cozart, R (1.6) OBP: 0.292, SLG: 0.420										3	0	0	0	1	0	1				
28 Chris Heisey, R (1.8) OBP: 0.299, SLG: 0.358										4	0	0	0	0	1	2				
19 Joey Votto, L (1.3) OBP: 0.475, SLG: 0.610										4	1	1	0	0	1	0				
4 Brandon Phillips, R (1.4) OBP: 0.317, SLG: 0.419										4	2	2	1	0	0	0				
32 Jay Bruce, L (1.9) OBP: 0.316, SLG: 0.529										4	0	1	0	0	2	2				
21 Todd Frazier, R (1.5) OBP: 0.333, SLG: 0.600										2	1	1	0	2	0	1				
54 Aroldis Chapman, L (9.1) ERA:										0	0	0	0	0	0	0				
48 Ryan Ludwick, R (1.7) OBP: 0.289, SLG: 0.495										4	1	1	3	0	1	2				
29 Ryan Hanigan, R (1.2) OBP: 0.366, SLG: 0.369										3	0	1	1	1	1	2				
47 Johnny Cueto, R (1.1) OBP: 0.050, SLG: 0.050										1	0	0	0	0	1	0				
66 Logan Ondrusek, R (8.1) ERA:										0	0	0	0	0	0	0				
51 Sean Marshall, L (8.1) ERA:										0	0	0	0	0	0	0				
15 Wilson Valdez, R (9.5) OBP: 0.184, SLG: 0.229										0	0	0	0	0	0	0				
Inning Stats	R: 0 H: 0 E: 0 K: 0 S: 7	H: 0 LOB: 0 BB: 0 P: 13	R: 1 H: 2 E: 0 K: 2 S: 13	H: 2 LOB: 1 BB: 0 P: 19	R: 0 H: 0 E: 0 K: 2 S: 8	H: 0 LOB: 0 BB: 0 P: 12	R: 4 H: 4 E: 0 K: 1 S: 11	H: 4 LOB: 2 BB: 2 P: 22	R: 0 H: 1 E: 0 K: 0 S: 6	H: 0 LOB: 1 BB: 0 P: 9	R: 0 H: 0 E: 0 K: 1 S: 6	H: 0 LOB: 0 BB: 0 P: 9	R: 0 H: 0 E: 0 K: 1 S: 11	H: 0 LOB: 1 BB: 1 P: 21	R: 0 H: 0 E: 0 K: 1 S: 11	H: 0 LOB: 0 BB: 0 P: 21	1B: 5 2B: 1 3B: 0 HR: 1	SF: 0 SAC: 2 DP: 0 HBP: 0	WP: 0 PB: 1 SB: 1 CS: 0	PA: 35
PITCHER	IP WLS BF H R ER SO BB IBB HBP BLK WP HR S P ERA WHIP																			
32 Brad Lincoln, R (1.1) ERA: 2.4	4.0 L 20 6 5 5 5 2 0 0 0 0 0 1 39 66 11.25 2.000																			
43 Doug Slaten, L (5.1)	3.0 11 1 0 0 1 1 0 0 0 0 0 0 17 27 0.00 0.667																			
48 Jared Hughes, R (8.1) ERA: 2.0	1.0 4 0 0 0 1 1 0 0 0 0 0 0 11 21 0.00 1.000																			

Pittsburgh Pirates @ Cincinnati Reds
Great American Ball Park, Cincinnati, OH
Wed Jun 06 2012, 7:12 PM - 9:55 PM EDT
Att: 16,859 - Partly Cloudy - 77 F

AB 29
R 5
H 7
RBI 5
BB 4
SO 7
LOB 10



Batter	1	2	3	4	5	6	7	8	9	AB	R	H	RBI	BB	SO	LOB	TOP										
4 Alex Gordon, L (1, 7) OBP: 0.343, SLG: 0.376										3	1	1	0	1	1	0	Kansas City Royals @ Pittsburgh Pirates PNC Park, Pittsburgh, PA Fri Jun 08 2012, 7:09 PM - 9:39 PM EDT Att: 36,069 - Partly Cloudy - 80 F										
11 Yuniesky Betancourt, R (1, 4) OBP: 0.311, SLG: 0.449										4	1	1	1	0	1	1											
16 Billy Butler, R (1, 3) OBP: 0.353, SLG: 0.500										3	0	0	0	1	1	2											
8 Mike Moustakas, L (1, 5) OBP: 0.343, SLG: 0.492										4	0	1	1	0	0	2											
21 Jeff Francoeur, R (1, 8) OBP: 0.310, SLG: 0.417										4	0	0	0	0	2	1											
35 Eric Hosmer, L (1, 9) OBP: 0.285, SLG: 0.375										3	0	1	0	1	0	0											
2 Alcides Escobar, R (1, 6) OBP: 0.321, SLG: 0.374										4	0	0	0	0	1	2											
33 Humberto Quintero, R (1, 2) OBP: 0.261, SLG: 0.354										3	0	1	0	0	0	2											
25 Clint Robinson, L (9, PH)										1	0	0	0	0	1	0											
44 Luke Hochevar, R (1, 1) 9 Johnny Giavotella, R (7, PH) 55 Tim Collins, L (7, 1) 31 Louis Coleman, R (8, 1)										2	0	0	0	0	0	1											
Inning Stats	R: 0 H: 0 E: 0 K: 2 S: 13	H: 0 LOB: 1 BB: 1 P: 19	R: 0 H: 0 E: 0 K: 1 S: 11	H: 0 LOB: 1 BB: 1 P: 17	R: 2 H: 2 E: 0 K: 0 S: 12	H: 2 LOB: 1 BB: 1 P: 18	R: 0 H: 1 E: 0 K: 0 S: 8	H: 1 LOB: 1 BB: 0 P: 10	R: 0 H: 1 E: 0 K: 1 S: 9	H: 1 LOB: 1 BB: 0 P: 14	R: 0 H: 0 E: 0 K: 0 S: 9	H: 0 LOB: 0 BB: 0 P: 12	R: 0 H: 0 E: 0 K: 1 S: 12	H: 0 LOB: 0 BB: 0 P: 15	R: 0 H: 0 E: 0 K: 1 S: 8	H: 0 LOB: 0 BB: 0 P: 11	1B: 4 2B: 1 3B: 0 HR: 0	SF: 0 SAC: 0 DP: 0 HBP: 0	WP: 0 PB: 0 SB: 0 CS: 0	PA: 35							
PITCHER	IP	WLS	BF	H	R	ER	SO	BB	IBB	HBP	BLK	WP	HR	S	P	ERA	WHIP										
45 Erik Bedard, L (1, 1) ERA: 3.99	7.0	W	29	5	2	2	5	3	0	0	0	0	0	69	99	2.57	1.143										
39 Jason Grilli, R (8, 1) ERA: 1.57	1.0	H	3	0	0	0	1	0	0	0	0	0	0	12	15	0.00	0.000										
52 Joel Hanrahan, R (9, 1) ERA: 2.74	1.0	S	3	0	0	0	1	0	0	0	0	0	0	8	11	0.00	0.000										

Batter	1	2	3	4	5	6	7	8	9	AB	R	H	RBI	BB	SO	LOB	BOTTOM											
7 Alex Presley, L (1, 7) OBP: 0.250, SLG: 0.346										4	0	0	0	0	1	1	Kansas City Royals @ Pittsburgh Pirates PNC Park, Pittsburgh, PA Fri Jun 08 2012, 7:09 PM - 9:39 PM EDT Att: 36,069 - Partly Cloudy - 80 F											
18 Neil Walker, S (1, 4) OBP: 0.330, SLG: 0.373										4	1	3	1	0	1	0												
22 Andrew McCutchen, R (1, 8) OBP: 0.364, SLG: 0.550										4	0	0	0	0	1	3												
46 Garrett Jones, L (1, 3) OBP: 0.261, SLG: 0.481										3	0	1	1	0	0	1												
14 Casey McGehee, R (8, 3) OBP: 0.292, SLG: 0.269										3	1	1	0	1	0	2												
31 Jose Tabata, R (1, 9) OBP: 0.282, SLG: 0.335										4	0	2	0	0	0	3												
26 Rod Barajas, R (1, 2) OBP: 0.299, SLG: 0.405										3	1	1	0	0	1	2												
12 Clint Barmes, R (1, 6) OBP: 0.216, SLG: 0.313										3	1	1	1	0	0	0												
45 Erik Bedard, L (1, 1) ERA: 6.57	6.0	L	26	9	4	4	3	1	0	0	0	0	0	59	98	6.00		1.667										
55 Tim Collins, L (7, 1) ERA: 2.17	1.0		3	0	0	0	1	0	0	0	0	0	0	7	10	0.00		0.000										
39 Jason Grilli, R (8, 1) ERA: 3.32	1.0		4	1	0	0	1	0	0	0	0	0	0	8	11	0.00	1.000											
Inning Stats	R: 1 H: 2 E: 0 K: 1 S: 11	H: 3 LOB: 2 BB: 1 P: 21	R: 2 H: 3 E: 1 K: 0 S: 15	H: 3 LOB: 1 BB: 0 P: 25	R: 1 H: 2 E: 0 K: 0 S: 9	H: 2 LOB: 0 BB: 0 P: 13	R: 0 H: 0 E: 0 K: 1 S: 8	H: 0 LOB: 0 BB: 0 P: 11	R: 0 H: 1 E: 0 K: 0 S: 10	H: 1 LOB: 1 BB: 0 P: 18	R: 0 H: 1 E: 0 K: 1 S: 6	H: 1 LOB: 0 BB: 0 P: 10	R: 0 H: 0 E: 0 K: 1 S: 7	H: 0 LOB: 0 BB: 0 P: 10	R: 0 H: 1 E: 0 K: 1 S: 8	H: 1 LOB: 1 BB: 0 P: 11	1B: 8 2B: 2 3B: 0 HR: 0	SF: 0 SAC: 1 DP: 0 HBP: 0	WP: 0 PB: 0 SB: 1 CS: 3	PA: 33								
PITCHER	IP	WLS	BF	H	R	ER	SO	BB	IBB	HBP	BLK	WP	HR	S	P	ERA	WHIP											
44 Luke Hochevar, R (1, 1) ERA: 6.57	6.0	L	26	9	4	4	3	1	0	0	0	0	0	59	98	6.00	1.667											
55 Tim Collins, L (7, 1) ERA: 2.17	1.0		3	0	0	0	1	0	0	0	0	0	0	7	10	0.00	0.000											
31 Louis Coleman, R (8, 1) ERA: 3.32	1.0		4	1	0	0	1	0	0	0	0	0	0	8	11	0.00	1.000											

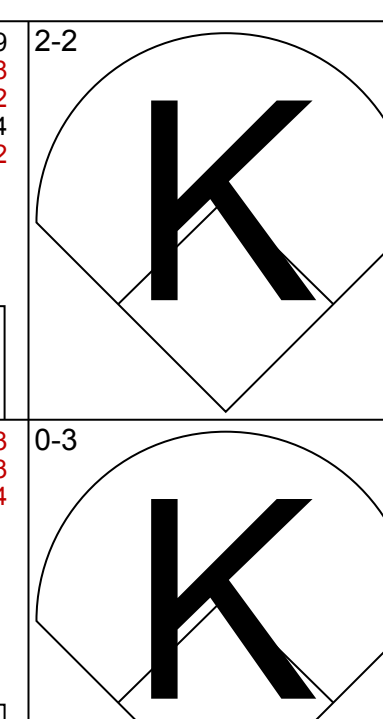
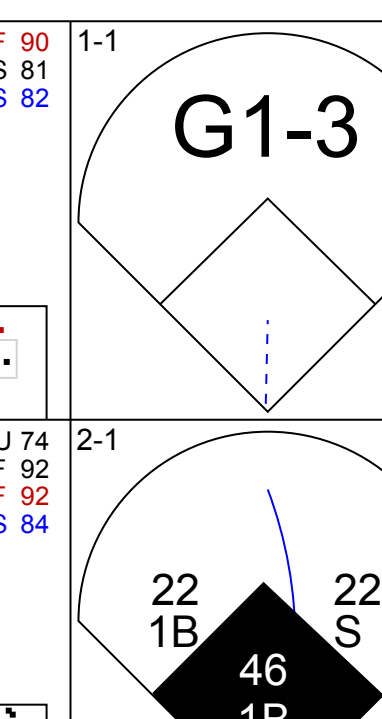
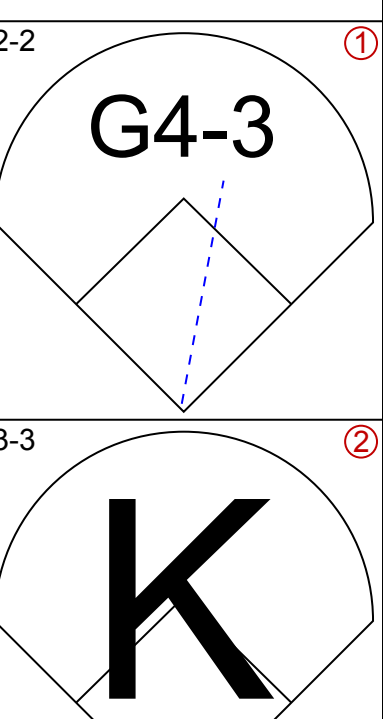
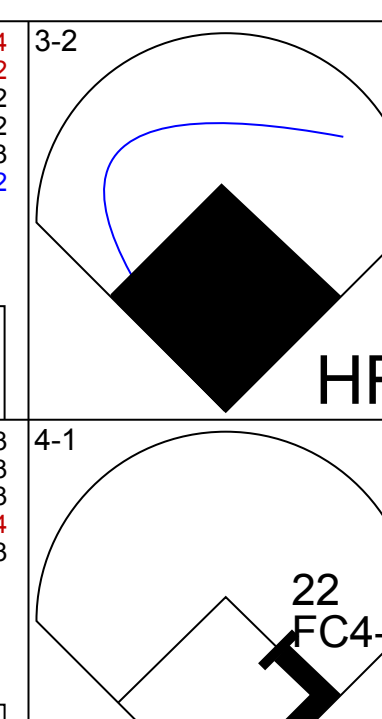
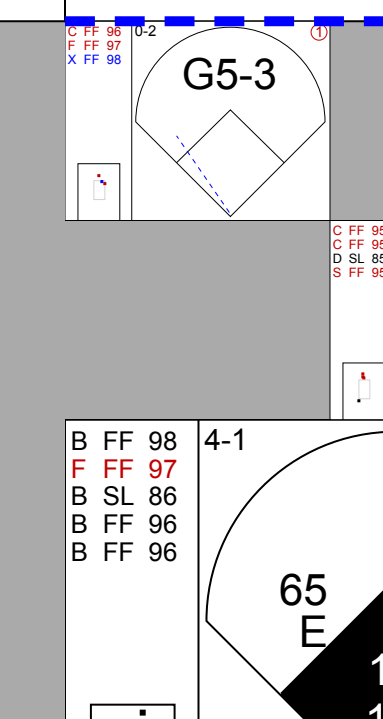
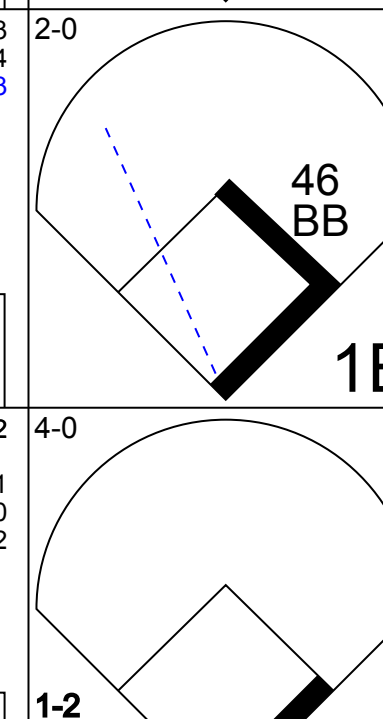
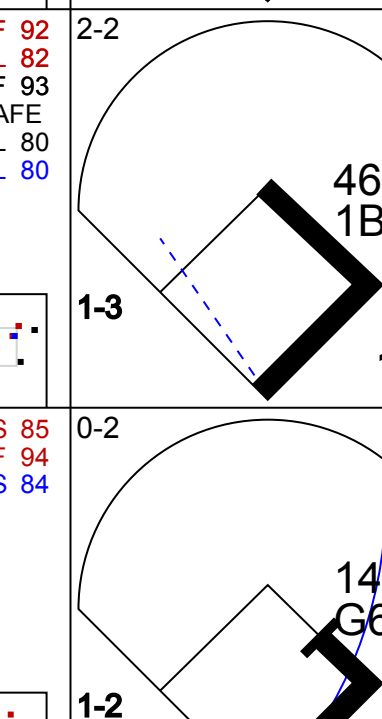
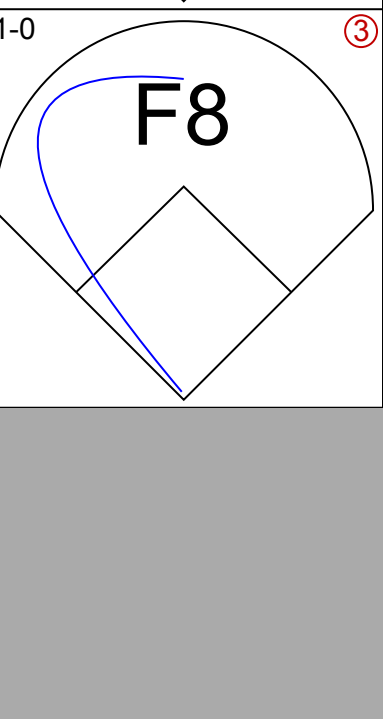
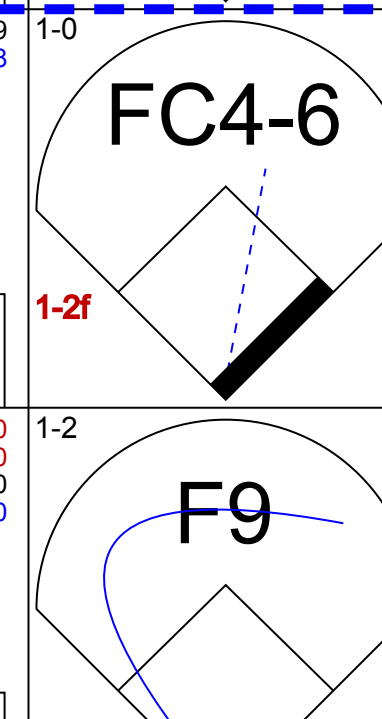
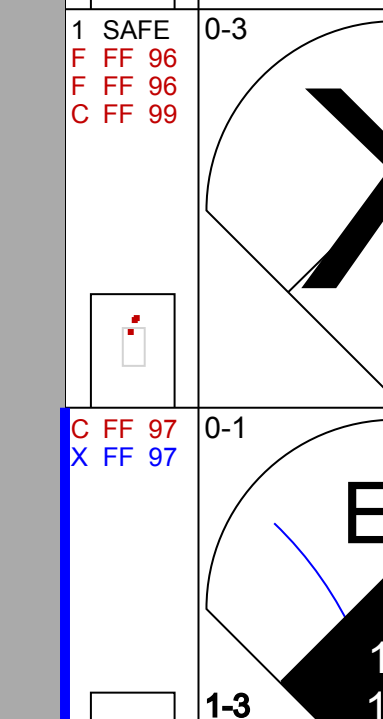
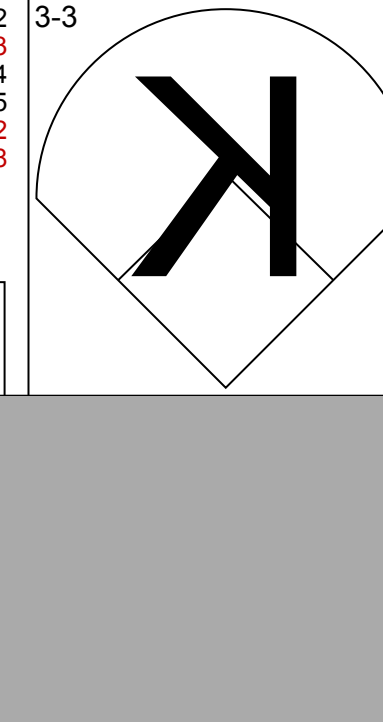
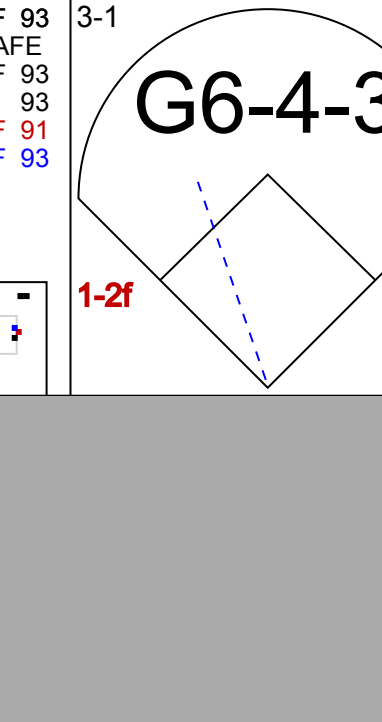


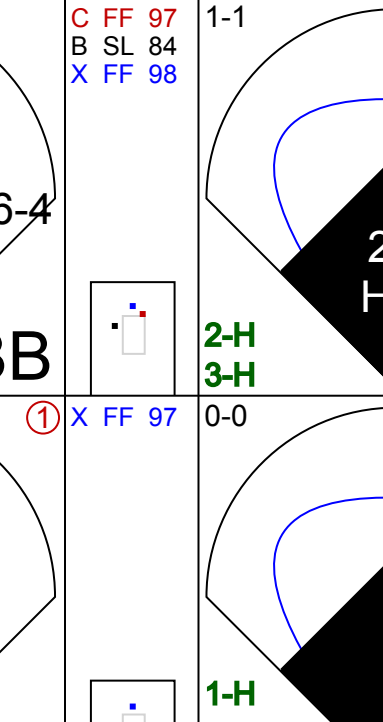




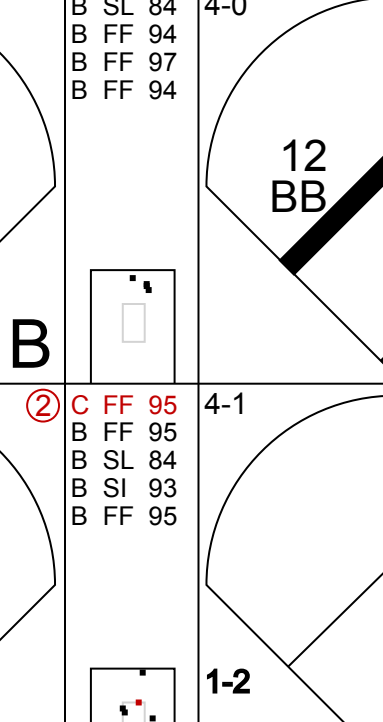

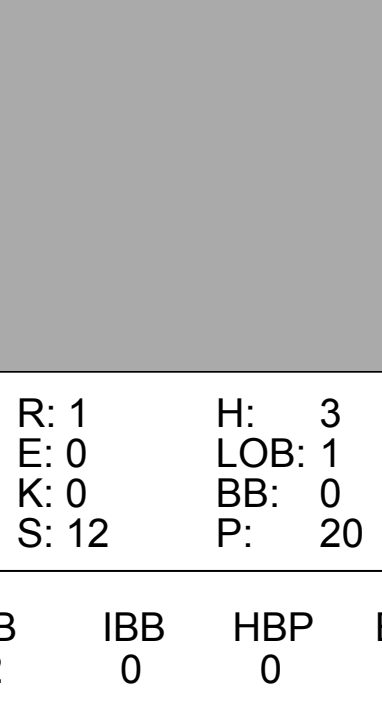
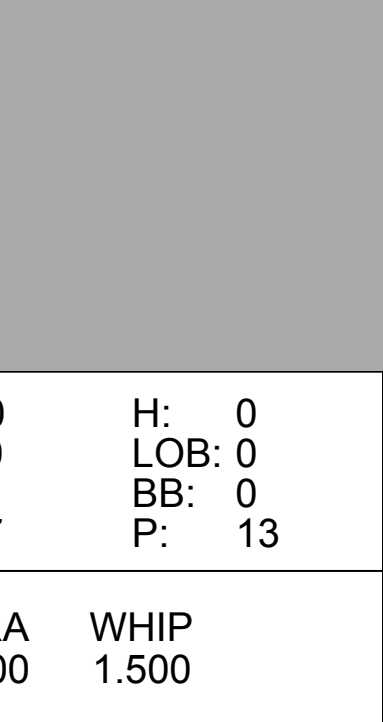
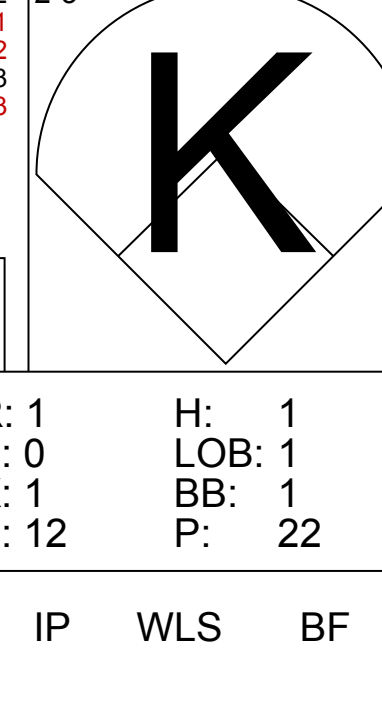
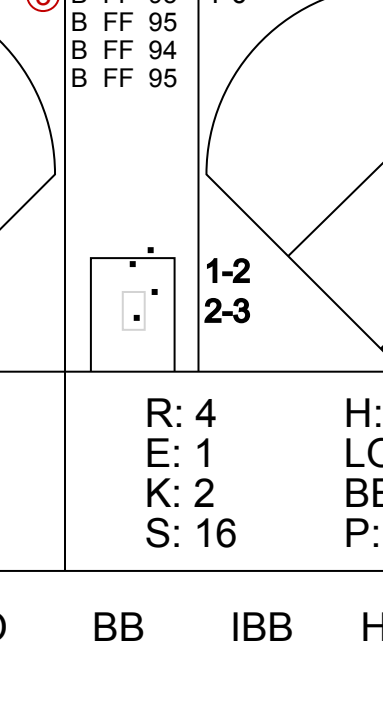
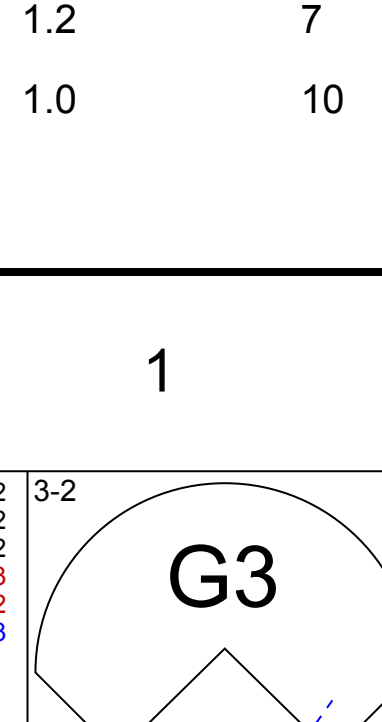
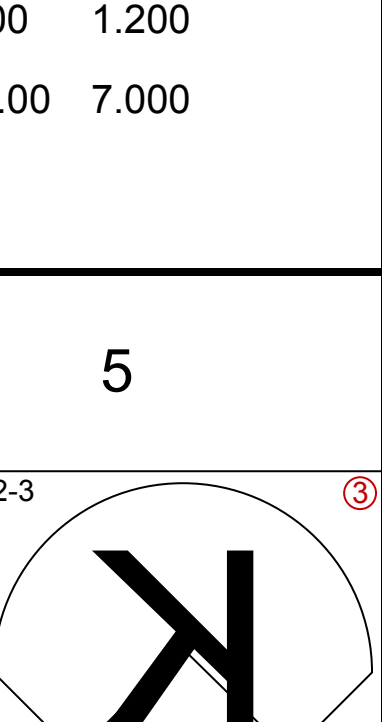
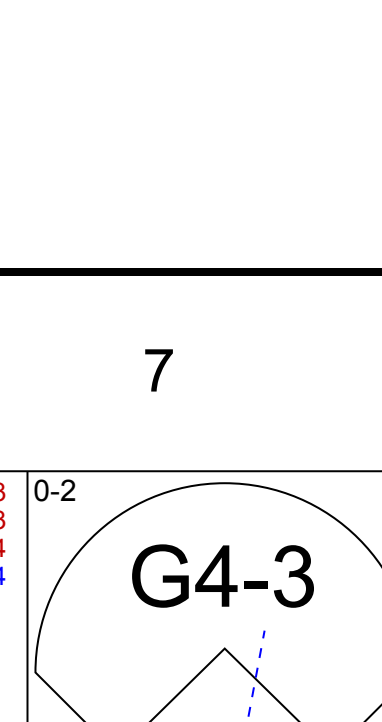
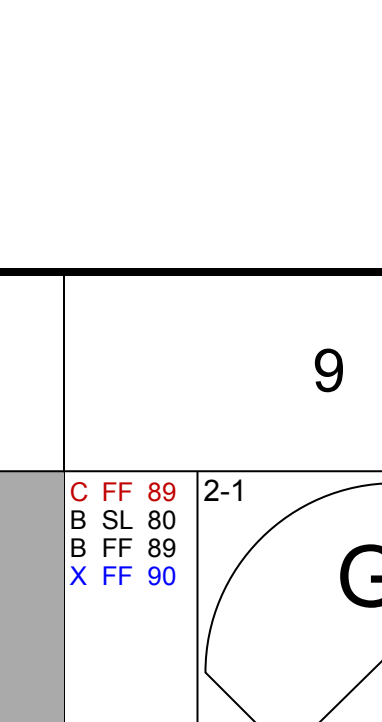
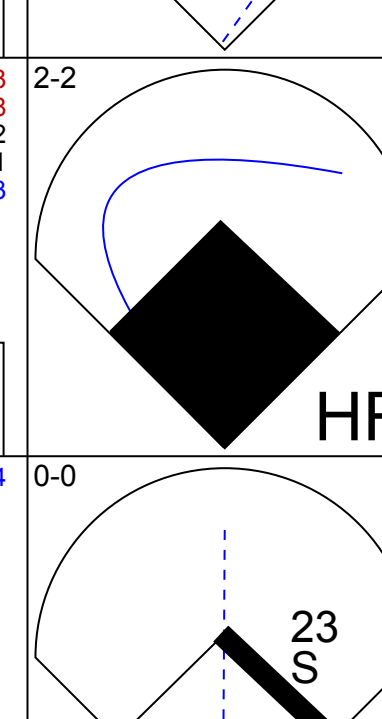
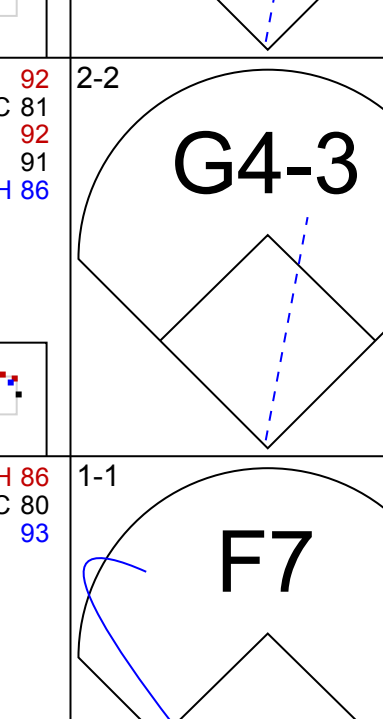

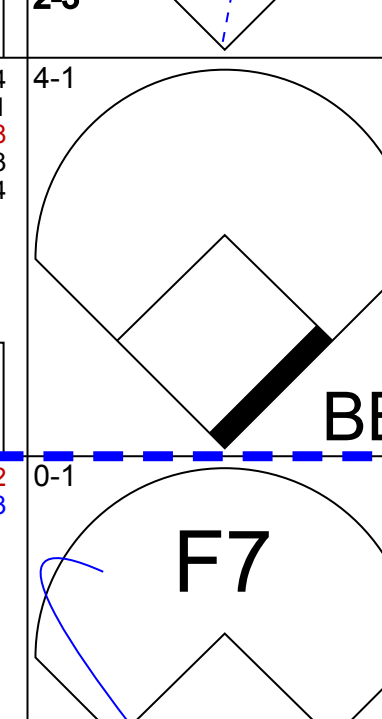

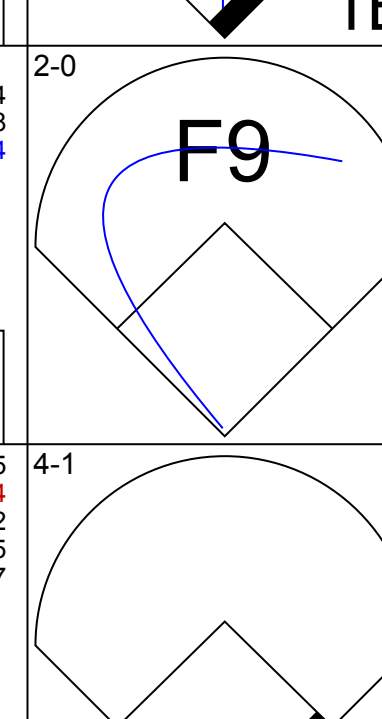



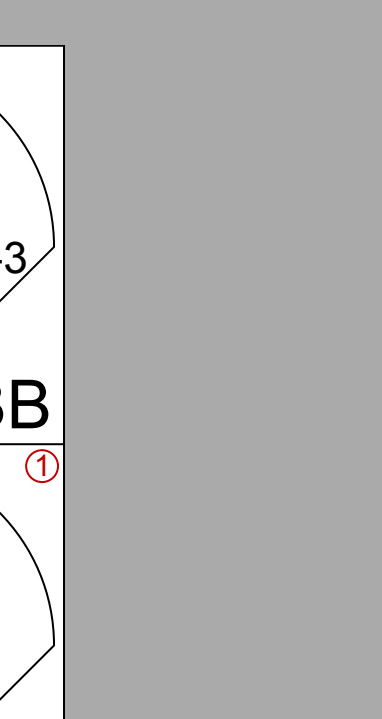
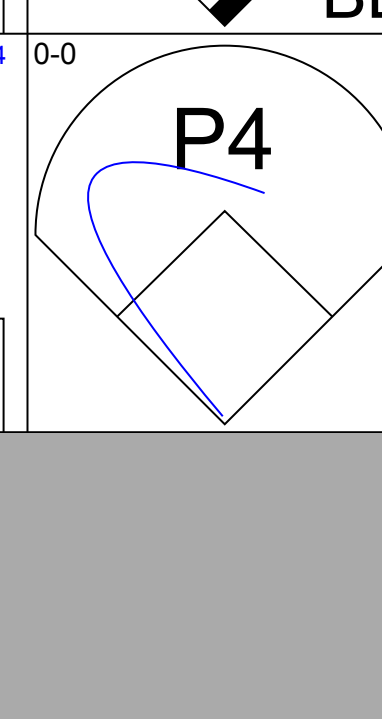

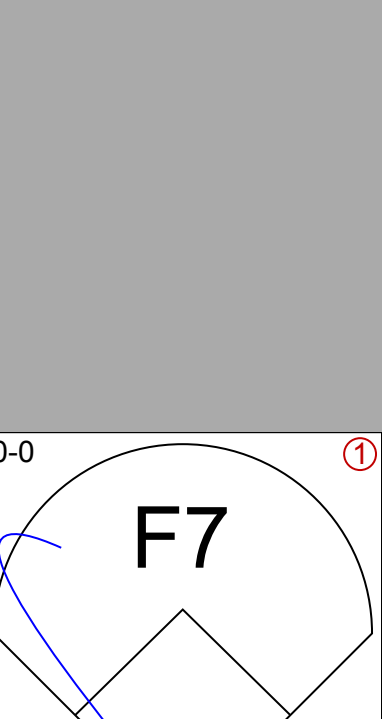

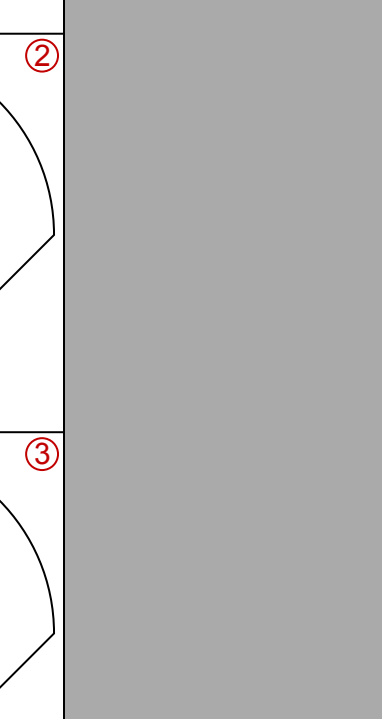
Batter	1	2	3	4	5	6	7	8	9	AB	R	H	RBI	BB	SO	LOB	TOP					
7 Alex Presley, L (1, 7) OBP: 0.260, SLG: 0.349	F8	F7			K		SF9		18 HR	4	2	1	0	1	1	1	Pittsburgh Pirates @ Baltimore Orioles Oriole Park at Camden Yards, Baltimore, MD Tue Jun 12 2012, 7:10 PM - 10:30 PM EDT Att: 15,618 - Overcast - 72 F					
18 Neil Walker, S (1, 4) OBP: 0.329, SLG: 0.384	K		G6-3			G6-3	G6-3		HR	5	1	2	3	0	1	1						
22 Andrew McCutchen, R (1, 8) OBP: 0.394, SLG: 0.557	14 S 65 1B		G5-3		F9		SF9		K	4	1	1	1	0	1	1						
14 Casey McGehee, R (1, 3) OBP: 0.314, SLG: 0.331	65 E 65 1B								G5-3	3	1	2	1	2	0	0						
65 Matt Hague, R (1, 10) OBP: 0.262, SLG: 0.246	E8		G4-3			G6-3	K			4	0	1	1	0	1	2						
24 Pedro Alvarez, L (1, 5) OBP: 0.299, SLG: 0.391	K				K	G6-3			F8	4	0	0	0	0	2	2						
31 Jose Tabata, R (1, 9) OBP: 0.284, SLG: 0.332		7 S 1B			G6-3		26 FC6-4 1B		K	4	0	2	0	0	1	0						
26 Rod Barajas, R (1, 2) OBP: 0.295, SLG: 0.387		F7			P3		FC6-4		K	4	0	0	0	0	1	2						
12 Clint Barmes, R (1, 6) OBP: 0.213, SLG: 0.304		F9				G5-3			7 2B 18 G6-3 1B	4	1	1	0	0	0	1						
Inning Stats	R: 1 E: 1 K: 2 S: 13	H: 2 LOB: 2 BB: 1 P: 23	R: 0 E: 0 K: 0 S: 12	H: 1 LOB: 1 BB: 0 P: 18	R: 0 E: 0 K: 0 S: 7	H: 0 LOB: 1 BB: 1 P: 14	R: 0 E: 0 K: 1 S: 7	H: 0 LOB: 0 BB: 0 P: 8	R: 0 E: 0 K: 1 S: 10	H: 1 LOB: 1 BB: 0 P: 13	R: 1 E: 0 K: 0 S: 12	H: 2 LOB: 1 BB: 0 P: 18	R: 2 E: 0 K: 1 S: 13	H: 3 LOB: 1 BB: 0 P: 20	R: 0 E: 0 K: 2 S: 10	H: 0 LOB: 0 BB: 0 P: 12	R: 2 E: 0 K: 1 S: 10	H: 1 LOB: 0 BB: 1 P: 17	1B: 6 2B: 2 3B: 0 HR: 2	SF: 1 SAC: 0 DP: 0 HBP: 0	WP: 0 PB: 0 SB: 2 CS: 0	PA: 40
PITCHER	IP WLS BF H R ER SO BB IBB HBP BLK WP HR S P ERA WHIP																					
16 Wei-Yin Chen, L (1, 1) ERA: 3.68	6.1 W 29 8 4 4 4 2 0 0 0 0 0 1 67 103 5.68 1.579																					
38 Luis Ayala, R (7, 1) ERA: 1.52	1.2 6 1 0 0 3 0 0 0 0 0 0 1 17 23 0.00 0.600																					
63 Kevin Gregg, R (9, 1) ERA: 4.58	0.1 3 1 2 2 0 1 0 0 0 0 0 0 5 6 0.00 0.000																					
43 Jim Johnson, R (9, 1) ERA: 1.26	0.2 S 2 0 0 0 1 0 0 0 0 0 0 0 5 6 0.00 0.000																					

Batter	1	2	3	4	5	6	7	8	9	AB	R	H	RBI	BB	SO	LOB	BOTTOM			
1 Brian Roberts, S (1, 4) OBP: 0.600, SLG: 0.750	19 G3-6 1B		K			SF9			2 FC6-4 1B	4	0	3	1	0	1	0	Pittsburgh Pirates @ Baltimore Orioles Oriole Park at Camden Yards, Baltimore, MD Tue Jun 12 2012, 7:10 PM - 10:30 PM EDT Att: 15,618 - Overcast - 72 F			
2 J.J. Hardy, R (1, 6) OBP: 0.293, SLG: 0.443	L5		19 1B 10 1B		P2		19 HR 1B		FC6-4 10 1B	5	2	2	1	0	0	4				
19 Chris Davis, L (1, 10) OBP: 0.341, SLG: 0.518	G3-6-1		10 1B		F7		HR		P5	5	1	2	2	0	0	2				
10 Adam Jones, R (1, 8) OBP: 0.353, SLG: 0.589		32 G3 12 HR 2B		32 BB 1B		HR			L4	5	2	4	2	0	0	1				
32 Matt Wieters, S (1, 2) OBP: 0.333, SLG: 0.441		G3			F7		G1-3		FC6-4	4	0	0	0	1	0	4				
24 Wilson Betemit, S (1, 5) OBP: 0.290, SLG: 0.373										2	0	0	0	1	2	4				
11 Robert Andino, R (7, PH) OBP: 0.298, SLG: 0.330		K		K						0	0	0	0	1	0	0				
12 Mark Reynolds, R (1, 3) OBP: 0.352, SLG: 0.377						F9			K	4	1	2	2	0	1	1				
51 Steve Pearce, R (1, 7) OBP: 0.222, SLG: 0.294									F8	4	1	1	0	0	0	2				
9 Endy Chavez, L (1, 9) OBP: 0.193, SLG: 0.210										3	0	1	0	0	0	1				
3 Ryan Flaherty, L (6, PR) OBP: 0.211, SLG: 0.224										1	1	0	0	0	0	1				
Inning Stats	R: 0 E: 0 K: 0 S: 7	H: 1 LOB: 0 BB: 0 P: 13	R: 2 E: 0 K: 1 S: 10	H: 2 LOB: 0 BB: 0 P: 16	R: 1 E: 0 K: 2 S: 17	H: 3 LOB: 3 BB: 1 P: 26	R: 0 E: 0 K: 0 S: 14	H: 2 LOB: 2 BB: 0 P: 19	R: 1 E: 0 K: 1 S: 16	H: 1 LOB: 1 BB: 1 P: 29	R: 4 E: 2 K: 0 S: 20	H: 3 LOB: 1 BB: 0 P: 24	R: 0 E: 0 K: 0 S: 9	H: 1 LOB: 1 BB: 1 P: 19	R: 0 E: 0 K: 0 S: 12	H: 2 LOB: 2 BB: 0 P: 19	1B: 11 2B: 1 3B: 0 HR: 3	SF: 1 SAC: 0 DP: 2 HBP: 0	WP: 0 PB: 0 SB: 0 CS: 0	PA: 41
PITCHER	IP WLS BF H R ER SO BB IBB HBP BLK WP HR S P ERA WHIP																			
32 Brad Lincoln, R (1, 1) ERA: 3.15	4.1 L 22 9 4 4 4 1 0 0 0 0 0 0 8 16 0.00 1.500																			
37 Juan Cruz, R (5, 1) ERA: 2.01	0.2 3 0 0 0 1 1 0 0 0 0 0 0 8 16 0.00 1.500																			
30 Chris Resop, R (6, 1) ERA: 4.15	1.0 7 3 4 3 0 0 0 0 0 0 0 1 20 24 27.00 3.000																			
43 Doug Slaten, L (7, 1) ERA:	2.0 9 3 0 0 0 1 0 0 0 0 0 0 21 38 0.00 2.000																			



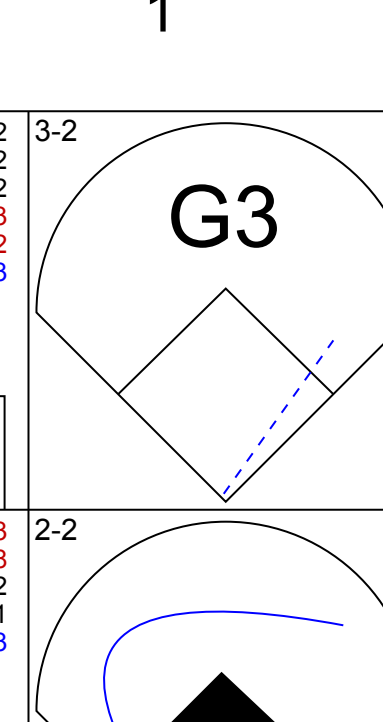
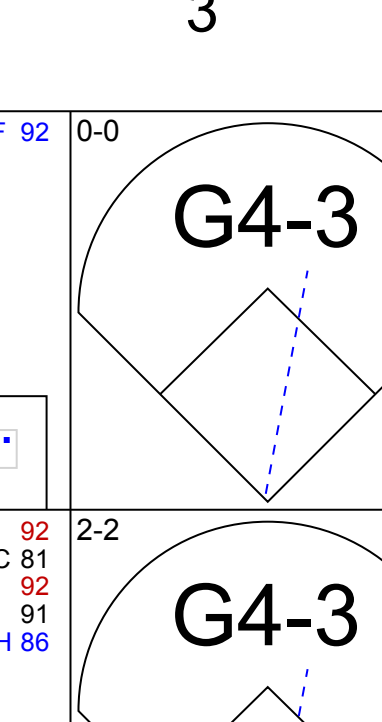
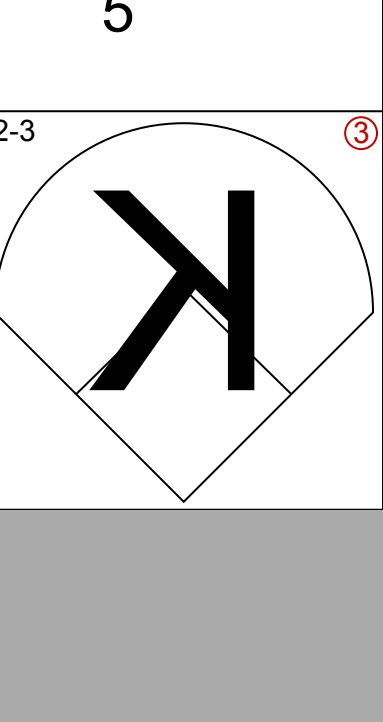
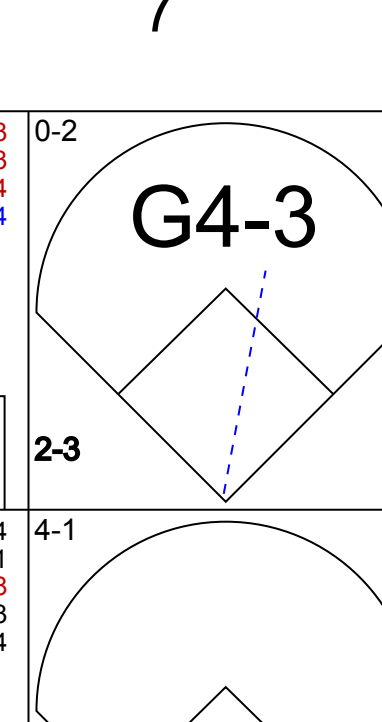
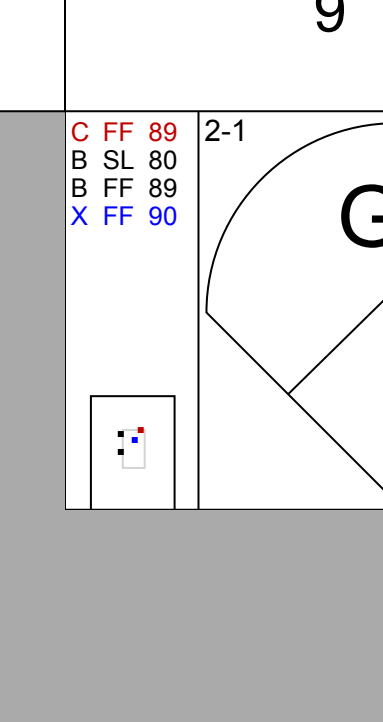
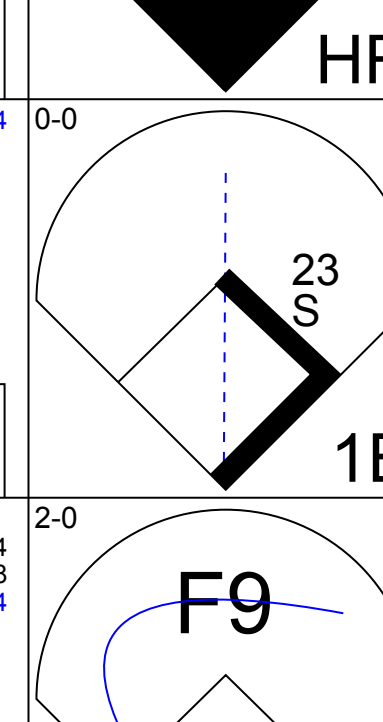
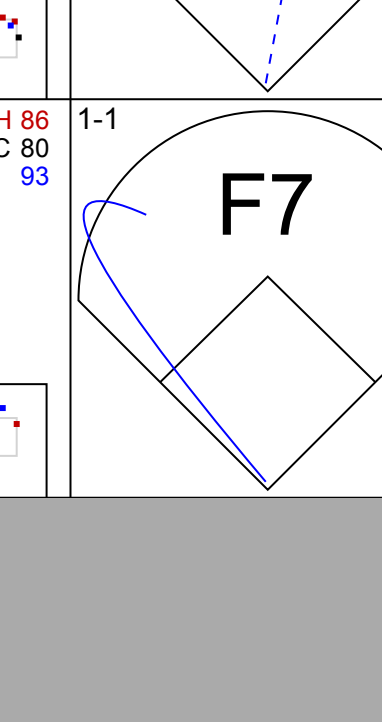

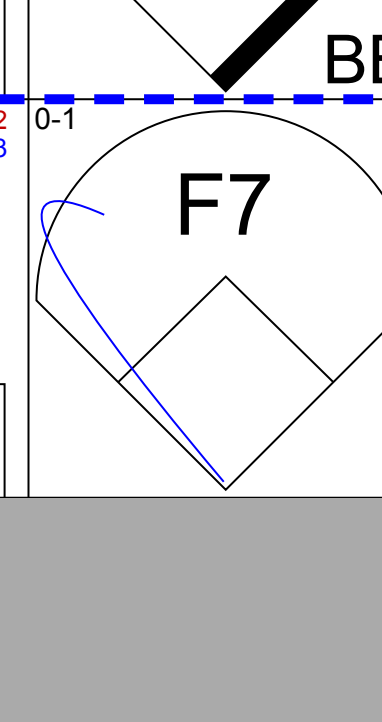
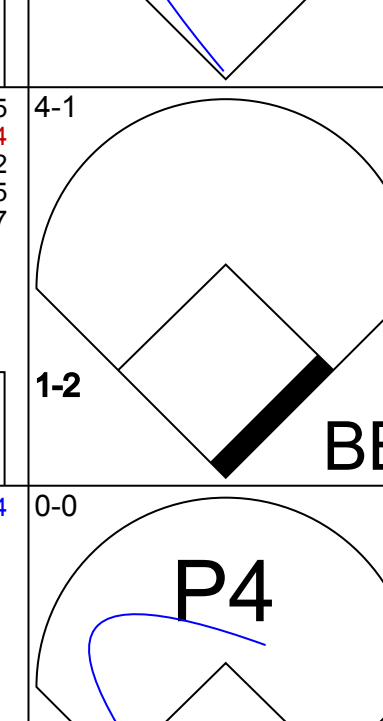





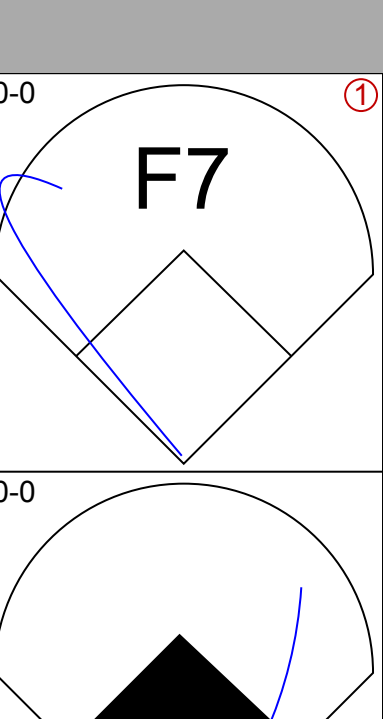

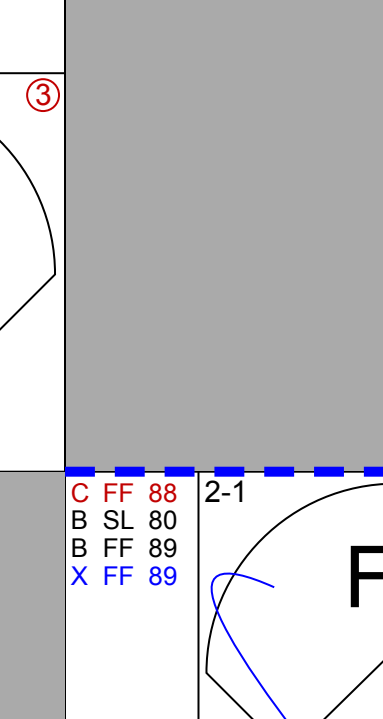
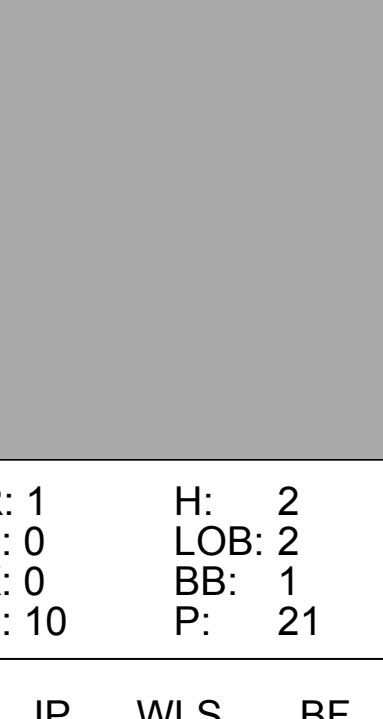
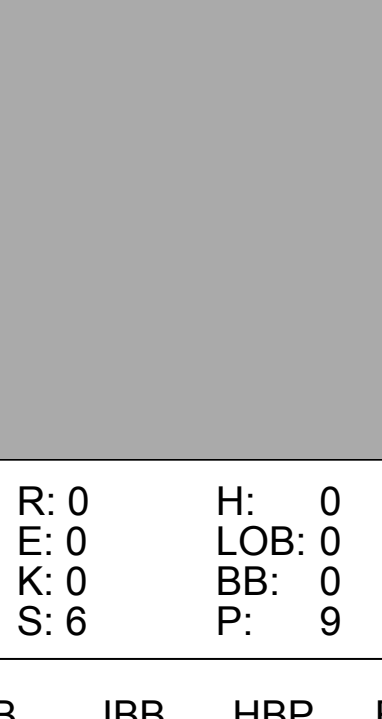
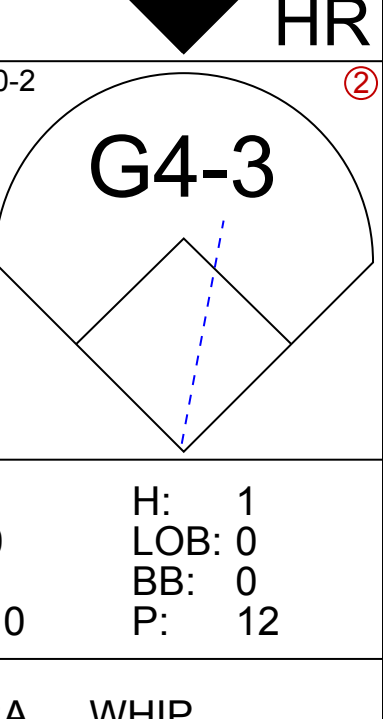
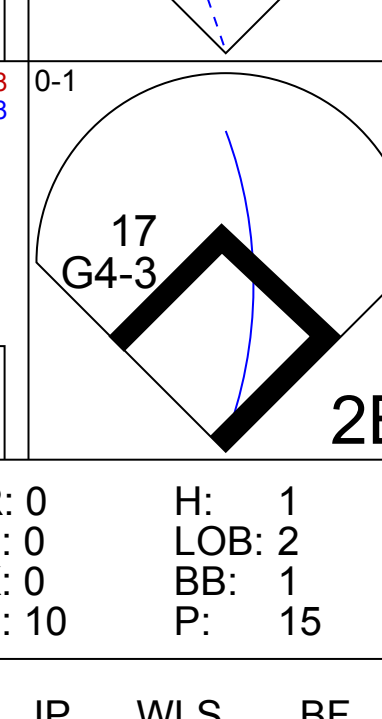




Batter	1	2	3	4	5	6	7	8	9	AB	R	H	RBI	BB	SO	LOB	TOP										
7 Alex Presley, L (1, 7) OBP: 0.250, SLG: 0.337	F7		K		G4-3		F7			4	0	0	0	0	1	3	Pittsburgh Pirates @ Cleveland Indians Progressive Field, Cleveland, OH Fri Jun 15 2012, 7:08 PM - 9:50 PM EDT Att: 31,920 - Partly Cloudy - 72 F										
18 Neil Walker, S (1, 4) OBP: 0.319, SLG: 0.374	46 S 1B		K		22 G6-3 2B		F7			4	0	2	0	0	1	0											
22 Andrew McCutchen, R (1, 8) OBP: 0.352, SLG: 0.543	K		14 1B BB		G6-3		F8			3	0	0	0	1	1	2											
46 Garrett Jones, L (1, 10) OBP: 0.261, SLG: 0.466	F7		K		P4		K2-3			4	0	0	0	0	2	3											
14 Casey McGehee, R (1, 3) OBP: 0.329, SLG: 0.348	F9		24 BB 1B		G4-3					4	0	2	0	0	0	1											
24 Pedro Alvarez, L (1, 5) OBP: 0.254, SLG: 0.373	G6-3		BB							3	0	0	0	1	1	1											
31 Jose Tabata, R (1, 9) OBP: 0.291, SLG: 0.340	K		K							3	0	0	0	1	2	4											
26 Rod Barajas, R (1, 2) OBP: 0.288, SLG: 0.396			K		F7		F8			3	0	0	0	0	1	1											
5 Josh Harrison, R (1, 6) OBP: 0.296, SLG: 0.393	K		K		7 CS 1B		7 WP HBP			2	0	1	0	0	1	0	P										
Inning Stats	R: 0 E: 0 K: 1 S: 11	H: 1 LOB: 1 BB: 0 P: 17	R: 0 E: 0 K: 1 S: 8	H: 0 LOB: 0 BB: 0 P: 12	R: 0 E: 0 K: 3 S: 9	H: 0 LOB: 0 BB: 0 P: 12	R: 0 E: 0 K: 3 S: 18	H: 1 LOB: 3 BB: 2 P: 30	R: 0 E: 0 K: 0 S: 5	H: 1 LOB: 1 BB: 0 P: 8	R: 0 E: 0 K: 1 S: 11	H: 0 LOB: 2 BB: 1 P: 19	R: 0 E: 0 K: 1 S: 8	H: 0 LOB: 0 BB: 0 P: 9	R: 0 E: 0 K: 0 S: 3	H: 1 LOB: 0 BB: 0 P: 5		1B: 4 2B: 1 3B: 0 HR: 0	SF: 0 SAC: 0 DP: 1 HBP: 1	WP: 1 PB: 0 SB: 2 CS: 1	PA: 34						
PITCHER	IP	WLS	BF	H	R	ER	SO	BB	IBB	HBP	BLK	WP	HR	S	P	ERA	WHIP										
63 Justin Masterson, R (1, 1) ERA: 4.38	7.0	W	28	4	0	0	9	3	0	1	0	1	0	70	109	0.00	1.000										
52 Vinnie Pestano, R (8, 1) ERA: 2.1	1.0	H	3	0	0	0	1	0	0	0	0	0	0	8	9	0.00	0.000										
54 Chris Perez, R (9, 1) ERA: 2.49	1.0	S	3	1	0	0	0	0	0	0	0	0	0	3	5	0.00	1.000										

Batter	1	2	3	4	5	6	7	8	9	AB	R	H	RBI	BB	SO	LOB	BOTTOM										
17 Shin-Soo Choo, L (1, 9) OBP: 0.363, SLG: 0.413	K		K		F8			22 S 23 1B BB		3	1	0	0	1	2	0	Pittsburgh Pirates @ Cleveland Indians Progressive Field, Cleveland, OH Fri Jun 15 2012, 7:08 PM - 9:50 PM EDT Att: 31,920 - Partly Cloudy - 72 F										
13 Asdrubal Cabrera, S (1, 6) OBP: 0.355, SLG: 0.455	BB		41 2B BB		K			K		2	1	0	0	2	2	1											
22 Jason Kipnis, L (1, 4) OBP: 0.332, SLG: 0.439	K		F7				L7			4	0	0	0	0	2	3											
41 Carlos Santana, S (1, 2) OBP: 0.350, SLG: 0.361	G4-3		2B				P6			3	0	1	1	1	0	1											
23 Michael Brantley, L (1, 8) OBP: 0.320, SLG: 0.591	F8		F7				F7			4	0	1	1	0	0	1											
33 Johnny Damon, L (1, 7) OBP: 0.268, SLG: 0.270	K				F9		35 1B 9 L7-2 1B			3	0	1	0	0	1	0											
2 Aaron Cunningham, R (8, 7) OBP: 0.264, SLG: 0.215	K							K		1	0	0	0	0	1	2											
35 Casey Kotchman, L (1, 3) OBP: 0.286, SLG: 0.321	8 1B 1B		G4-3				1B			3	0	2	0	0	0	0	AB 29 R 2 H 6 RBI 2 BB 4 SO 8 LOB 14										
8 Lonnie Chisenhall, L (1, 10) OBP: 0.227, SLG: 0.364					P4		P4			2	0	1	0	0	0	0											
4 Jose Lopez, R (7, PH) OBP: 0.284, SLG: 0.398										1	0	0	0	0	0	2											
9 Jack Hannahan, L (1, 5) OBP: 0.344, SLG: 0.407	F8						L7-2			3	0	0	0	0	0	4	C										
Inning Stats	R: 0 E: 0 K: 2 S: 9	H: 0 LOB: 1 BB: 1 P: 20	R: 0 E: 0 K: 1 S: 13	H: 2 LOB: 2 BB: 0 P: 20	R: 1 E: 0 K: 1 S: 13	H: 1 LOB: 1 BB: 1 P: 27	R: 0 E: 0 K: 0 S: 7	H: 0 LOB: 0 BB: 0 P: 12	R: 0 E: 0 K: 1 S: 7	H: 0 LOB: 0 BB: 0 P: 11	R: 0 E: 0 K: 0 S: 5	H: 0 LOB: 0 BB: 0 P: 11	R: 0 E: 0 K: 0 S: 9	H: 2 LOB: 1 BB: 0 P: 10	R: 1 E: 0 K: 3 S: 17	H: 1 LOB: 2 BB: 2 P: 32		1B: 5 2B: 2 3B: 0 HR: 0	SF: 0 SAC: 0 DP: 1 HBP: 0	WP: 0 PB: 0 SB: 1 CS: 0	PA: 33						
PITCHER	IP	WLS	BF	H	R	ER	SO	BB	IBB	HBP	BLK	WP	HR	S	P	ERA	WHIP										
53 James McDonald, R (1, 1) ERA: 2.32	6.0	L	23	3	1	1	5	2	0	0	0	0	0	54	101	1.50	0.833										
44 Tony Watson, L (7, 1) ERA: 4.05	1.0		4	2	0	0	0	0	0	0	0	0	0	9	10	0.00	2.000										
39 Jason Grilli, R (8, 1) ERA: 1.82	0.2		4	0	1	1	2	2	0	0	0	0	0	12	24	13.50	3.000										
37 Juan Cruz, R (8, 1) ERA: 1.99	0.1		2	1	0	0	1	0	0	0	0	0	0	5	8	0.00	3.000										

Batter	1	2	3	4	5	6	7	8	9	AB	R	H	RBI	BB	SO	LOB	TOP		
7 Alex Presley, L (1, 7) OBP: 0.247, SLG: 0.349										6	1	1	1	0	2	3	Pittsburgh Pirates @ Cleveland Indians Progressive Field, Cleveland, OH Sat Jun 16 2012, 4:08 PM - 7:09 PM EDT Att: 30,408 - Cloudy - 78 F		
18 Neil Walker, S (1, 4) OBP: 0.324, SLG: 0.373										3	2	1	0	2	2	0			
22 Andrew McCutchen, R (1, 8) OBP: 0.362, SLG: 0.540										5	0	2	0	0	1	2			
46 Garrett Jones, L (1, 10) 65 Matt Hague, R (9, PH) OBP: 0.270, SLG: 0.254										3	1	2	1	1	0	1			
14 Casey McGehee, R (1, 3) OBP: 0.338, SLG: 0.375										4	2	2	4	1	1	4			
24 Pedro Alvarez, L (1, 5) OBP: 0.282, SLG: 0.407										4	2	2	3	1	0	1			
31 Jose Tabata, R (1, 9) OBP: 0.293, SLG: 0.338										4	0	1	0	1	0	1			
26 Rod Barajas, R (1, 2) OBP: 0.286, SLG: 0.386										4	0	0	0	1	1	3			
12 Clint Barmes, R (1, 6) OBP: 0.216, SLG: 0.297										4	0	0	0	1	3	3			
Inning Stats	R: 0 H: 1 E: 0 K: 3 S: 10	H: 1 LOB: 2 BB: 1 P: 21	R: 1 H: 1 E: 0 K: 0 S: 7	H: 1 LOB: 0 BB: 0 P: 11	R: 1 H: 3 E: 0 K: 0 S: 12	H: 0 LOB: 1 BB: 0 P: 20	R: 0 H: 0 E: 0 K: 1 S: 13	H: 0 LOB: 0 BB: 1 P: 18	R: 0 H: 0 E: 0 K: 1 S: 7	H: 2 LOB: 0 BB: 0 P: 15	R: 1 H: 1 E: 0 K: 1 S: 12	H: 1 LOB: 2 BB: 1 P: 22	R: 0 H: 1 E: 0 K: 1 S: 12	H: 1 LOB: 2 BB: 4 P: 19	R: 4 H: 3 E: 1 K: 2 S: 16	H: 3 LOB: 3 BB: 4 P: 34		1B: 8 2B: 0 3B: 0 HR: 4	SF: 0 SAC: 0 DP: 1 HBP: 0
PITCHER	IP WLS BF H R ER SO BB IBB HBP BLK WP HR S P ERA WHIP	IP WLS BF H R ER SO BB IBB HBP BLK WP HR S P ERA WHIP	IP WLS BF H R ER SO BB IBB HBP BLK WP HR S P ERA WHIP	IP WLS BF H R ER SO BB IBB HBP BLK WP HR S P ERA WHIP	IP WLS BF H R ER SO BB IBB HBP BLK WP HR S P ERA WHIP	IP WLS BF H R ER SO BB IBB HBP BLK WP HR S P ERA WHIP	IP WLS BF H R ER SO BB IBB HBP BLK WP HR S P ERA WHIP	IP WLS BF H R ER SO BB IBB HBP BLK WP HR S P ERA WHIP	IP WLS BF H R ER SO BB IBB HBP BLK WP HR S P ERA WHIP	IP WLS BF H R ER SO BB IBB HBP BLK WP HR S P ERA WHIP	IP WLS BF H R ER SO BB IBB HBP BLK WP HR S P ERA WHIP	IP WLS BF H R ER SO BB IBB HBP BLK WP HR S P ERA WHIP	IP WLS BF H R ER SO BB IBB HBP BLK WP HR S P ERA WHIP	IP WLS BF H R ER SO BB IBB HBP BLK WP HR S P ERA WHIP	IP WLS BF H R ER SO BB IBB HBP BLK WP HR S P ERA WHIP	IP WLS BF H R ER SO BB IBB HBP BLK WP HR S P ERA WHIP	IP WLS BF H R ER SO BB IBB HBP BLK WP HR S P ERA WHIP		

AB 38
R 9
H 12
RBI 9
BB 8
SO 10
LOB 18



Batter	1	2	3	4	5	6	7	8	9	AB	R	H	RBI	BB	SO	LOB	BOTTOM		
17 Shin-Soo Choo, L (1, 9) OBP: 0.356, SLG: 0.404										5	0	0	0	0	1	1	Pittsburgh Pirates @ Cleveland Indians Progressive Field, Cleveland, OH Sat Jun 16 2012, 4:08 PM - 7:09 PM EDT Att: 30,408 - Cloudy - 78 F		
13 Adrián Cabrera, S (1, 6) OBP: 0.391, SLG: 0.472										3	1	2	1	1	0	0			
22 Jason Kipnis, L (1, 4) OBP: 0.335, SLG: 0.440										4	0	2	0	0	0	2			
41 Carlos Santana, S (1, 2) OBP: 0.349, SLG: 0.356										3	0	0	0	1	0	3			
23 Michael Brantley, L (1, 8) OBP: 0.319, SLG: 0.386										3	0	0	0	1	0	3			
33 Johnny Damon, L (1, 10) OBP: 0.266, SLG: 0.263										3	0	0	0	1	0	3			
47 Shelley Duncan, R (1, 7) OBP: 0.301, SLG: 0.328										3	0	0	0	1	0	4			
35 Casey Kotchman, L (1, 3) OBP: 0.286, SLG: 0.335										4	1	1	1	0	1	1			
8 Lonnie Chisenhall, L (1, 5) OBP: 0.229, SLG: 0.375										4	0	1	0	0	1	1			
Inning Stats	R: 1 H: 2 E: 0 K: 0 S: 10	H: 0 LOB: 0 BB: 1 P: 21	R: 0 H: 0 E: 0 K: 1 S: 6	H: 0 LOB: 0 BB: 1 P: 11	R: 0 H: 0 E: 0 K: 0 S: 6	H: 0 LOB: 0 BB: 0 P: 9	R: 0 H: 0 E: 0 K: 0 S: 8	H: 0 LOB: 0 BB: 0 P: 11	R: 1 H: 1 E: 0 K: 1 S: 10	H: 1 LOB: 3 BB: 1 P: 19	R: 0 H: 1 E: 0 K: 0 S: 10	H: 1 LOB: 2 BB: 1 P: 15	R: 0 H: 0 E: 0 K: 0 S: 8	H: 0 LOB: 1 BB: 1 P: 15	R: 0 H: 0 E: 0 K: 1 S: 7	H: 0 LOB: 0 BB: 0 P: 12		1B: 3 2B: 1 3B: 0 HR: 2	SF: 0 SAC: 0 DP: 1 HBP: 0
PITCHER	IP WLS BF H R ER SO BB IBB HBP BLK WP HR S P ERA WHIP	IP WLS BF H R ER SO BB IBB HBP BLK WP HR S P ERA WHIP	IP WLS BF H R ER SO BB IBB HBP BLK WP HR S P ERA WHIP	IP WLS BF H R ER SO BB IBB HBP BLK WP HR S P ERA WHIP	IP WLS BF H R ER SO BB IBB HBP BLK WP HR S P ERA WHIP	IP WLS BF H R ER SO BB IBB HBP BLK WP HR S P ERA WHIP	IP WLS BF H R ER SO BB IBB HBP BLK WP HR S P ERA WHIP	IP WLS BF H R ER SO BB IBB HBP BLK WP HR S P ERA WHIP	IP WLS BF H R ER SO BB IBB HBP BLK WP HR S P ERA WHIP	IP WLS BF H R ER SO BB IBB HBP BLK WP HR S P ERA WHIP	IP WLS BF H R ER SO BB IBB HBP BLK WP HR S P ERA WHIP	IP WLS BF H R ER SO BB IBB HBP BLK WP HR S P ERA WHIP	IP WLS BF H R ER SO BB IBB HBP BLK WP HR S P ERA WHIP	IP WLS BF H R ER SO BB IBB HBP BLK WP HR S P ERA WHIP	IP WLS BF H R ER SO BB IBB HBP BLK WP HR S P ERA WHIP	IP WLS BF H R ER SO BB IBB HBP BLK WP HR S P ERA WHIP	IP WLS BF H R ER SO BB IBB HBP BLK WP HR S P ERA WHIP		

AB 32
R 2
H 6
RBI 2
BB 5
SO 3
LOB 18



Batter	1	2	3	4	5	6	7	8	9	AB	R	H	RBI	BB	SO	LOB	TOP		
2 Denard Span, L OBP: 0.353, SLG: 0.398	G4-3		G4-3			G5-3	HR		K	5	1	1	2	0	1	3	Minnesota Twins @ Pittsburgh Pirates PNC Park, Pittsburgh, PA Tue Jun 19 2012, 7:08 PM - 10:17 PM EDT Att: 19,936 - Partly Cloudy - 89 F		
11 Ben Revere, L OBP: 0.346, SLG: 0.385	G6-3		G4-3			BB	G5-3		G3-1	4	0	0	0	1	0	3			
16 Josh Willingham, R OBP: 0.385, SLG: 0.533	K				G5-3		BB	G6-3		4	0	1	0	0	1	0			
33 Justin Morneau, L OBP: 0.300, SLG: 0.460		G3-1		K		F8		L8		4	0	0	0	0	1	2			
24 Trevor Plouffe, R OBP: 0.341, SLG: 0.568	F9			BB				BB		3	0	2	0	1	0	0			
18 Ryan Doumit, S OBP: 0.314, SLG: 0.409	BB		F7			K		G3		4	0	1	0	0	1	5			
20 Brian Dozier, R OBP: 0.263, SLG: 0.338	G4-3				G5-3		BB		P4	4	0	1	0	0	0	1			
8 Jamey Carroll, R OBP: 0.341, SLG: 0.309			G4-3		G4-3		FC5-4		BB	3	1	1	0	1	0	1			
58 Scott Diamond, L OBP: 0.236, SLG: 0.350			SH5-4							1	0	0	0	0	0	0			
31 Alex Burnett, R OBP: 0.256, SLG: 0.354					G3					1	0	0	0	0	0	1			
27 Chris Parmelee, L OBP: 0.266, SLG: 0.366										0	0	0	0	0	0	0			
49 Jeff Manship, R OBP: 0.266, SLG: 0.366										0	0	0	0	0	0	0			
52 Brian Duensing, L OBP: 0.294, SLG: 0.327										1	0	1	0	0	0	0			
12 Alex Casilla, S OBP: 0.294, SLG: 0.327										1	0	1	0	0	0	0			
Inning Stats	R: 0 H: 0 E: 0 K: 1 S: 7	H: 0 LOB: 0 P: 10	R: 0 H: 1 E: 0 K: 0 S: 12	H: 1 LOB: 1 BB: 0 P: 20	R: 0 H: 1 E: 0 K: 0 S: 13	H: 1 LOB: 1 BB: 0 P: 19	R: 0 H: 1 E: 0 K: 1 S: 11	H: 1 LOB: 3 BB: 2 P: 23	R: 0 H: 1 E: 0 K: 0 S: 12	H: 1 LOB: 2 BB: 1 P: 23	R: 0 H: 1 E: 0 K: 1 S: 12	H: 1 LOB: 2 BB: 1 P: 23	R: 0 H: 1 E: 0 K: 1 S: 12	H: 1 LOB: 2 BB: 1 P: 23	1B: 7 2B: 0 3B: 0 HR: 1	SF: 0 SAC: 1 DP: 0 HBP: 0	WP: 0 PA: 38 PB: 0 SB: 1 CS: 0		
PITCHER	IP WLS BF H R ER SO BB IBB HBP BLK WP HR S P ERA WHIP	PITCHER																	
29 Kevin Correia, R ERA: 4.12	5.1 W 21 4 0 0 2 1 0 0 0 0 0 61 97 0.00 0.938																		
44 Tony Watson, L ERA: 3.63	0.2 H 3 0 0 0 1 1 0 0 0 0 0 5 11 0.00 1.500																		
37 Juan Cruz, R ERA: 2.66	1.0 5 2 2 2 1 0 0 0 0 0 1 14 18 0.00 2.000																		
30 Chris Resop, R ERA: 3.82	2.0 9 2 0 0 1 1 0 0 0 0 0 17 33 0.00 1.500																		
Batter	1	2	3	4	5	6	7	8	9	AB	R	H	RBI	BB	SO	LOB	BOTTOM		
31 Jose Tabata, R OBP: 0.290, SLG: 0.338	G6-3	F8			G6-3	G6-3			F9	5	0	0	0	0	0	2	Minnesota Twins @ Pittsburgh Pirates PNC Park, Pittsburgh, PA Tue Jun 19 2012, 7:08 PM - 10:17 PM EDT Att: 19,936 - Partly Cloudy - 89 F		
5 Josh Harrison, R OBP: 0.311, SLG: 0.436	HR	K			BB	BB	HR		F8	5	3	3	1	0	1	2			
22 Andrew McCutchen, R OBP: 0.390, SLG: 0.562	BB		G4-3		BB	BB	HR		2B	4	1	3	2	1	0	0			
14 Casey McGehee, R OBP: 0.329, SLG: 0.366	BB		F9		SF8		K		G6-3	4	0	1	1	0	1	2			
18 Neil Walker, S OBP: 0.328, SLG: 0.368	G6-3		G6-3		L7		BB		BB	3	1	0	0	1	0	3			
24 Pedro Alvarez, L OBP: 0.280, SLG: 0.459	BB				G3		BB		BB	3	1	2	0	1	0	0			
26 Rod Barajas, R OBP: 0.279, SLG: 0.378	G4-3				F9		F8		SF7	3	0	0	1	0	0	4			
12 Clint Barmes, R OBP: 0.222, SLG: 0.305			SH1-4		BB		F9		F9	4	1	3	1	0	0	1			
29 Kevin Correia, R OBP: 0.150, SLG: 0.150					G5-3					1	0	0	0	0	0	1			
44 Tony Watson, L ERA: 2.16										0	0	0	0	0	0	0			
65 Matt Hague, R OBP: 0.265, SLG: 0.250										1	0	0	1	0	0	0			
37 Juan Cruz, R ERA: 7.27										0	0	0	0	0	0	0			
30 Chris Resop, R ERA: 3.12										0	0	0	0	1	0	0			
Inning Stats	R: 1 H: 3 E: 0 K: 0 S: 10	H: 3 LOB: 3 BB: 1 P: 23	R: 0 H: 1 E: 0 K: 1 S: 11	H: 1 LOB: 1 BB: 0 P: 16	R: 0 H: 0 E: 0 K: 0 S: 8	H: 0 LOB: 0 BB: 0 P: 12	R: 0 H: 1 E: 0 K: 0 S: 12	H: 1 LOB: 1 BB: 1 P: 16	R: 1 H: 1 E: 0 K: 0 S: 13	H: 1 LOB: 1 BB: 1 P: 23	R: 2 H: 2 E: 0 K: 0 S: 8	H: 2 LOB: 0 BB: 0 P: 18	R: 3 H: 3 E: 0 K: 1 S: 15	H: 3 LOB: 1 BB: 1 P: 26	R: 0 H: 1 E: 0 K: 0 S: 10	H: 1 LOB: 2 BB: 1 P: 19	1B: 7 2B: 3 3B: 0 HR: 2	SF: 2 SAC: 1 DP: 0 HBP: 0	WP: 1 PA: 40 PB: 0 SB: 3 CS: 0
PITCHER	IP WLS BF H R ER SO BB IBB HBP BLK WP HR S P ERA WHIP	PITCHER																	
58 Scott Diamond, L ERA: 2.57	5.1 L 26 4 4 4 4 2 0 0 0 0 1 0 4 10 6.75 1.875																		
31 Alex Burnett, R ERA: 2.16	0.2 2 0 0 0 0 0 0 0 0 0 1 0 4 10 0.00 0.000																		
49 Jeff Manship, R ERA: 7.27	0.1 4 2 3 3 1 1 0 0 0 0 0 1 9 17 81.00 9.000																		
52 Brian Duensing, L ERA: 3.12	1.2 8 2 0 0 0 1 0 0 0 0 0 0 16 28 0.00 1.800																		

Batter	1	2	3	4	5	6	7	8	9	AB	R	H	RBI	BB	SO	LOB	TOP				
2 Denard Span, L OBP: 0.351, SLG: 0.395	G1-4-3	L7			1B		G3			4	0	1	0	0	0	1					
11 Ben Revers, L OBP: 0.335, SLG: 0.374	F8		G6-3					G4-3		4	0	0	0	0	1	1					
16 Josh Willingham, R OBP: 0.387, SLG: 0.549	24 1B	2B	K		F9			HR		4	2	2	1	0	1	1					
33 Justin Morneau, L OBP: 0.304, SLG: 0.458	24 1B	BB	L8			L8		20 FC6-4		3	0	1	0	1	0	0					
24 Trevor Plouffe, R OBP: 0.339, SLG: 0.560	20 BB	1B		K		K		F9		4	0	1	1	0	2	1					
20 Brian Dozier, R OBP: 0.282, SLG: 0.331	BB			G5-3		P6		FC6-4		3	0	0	0	1	0	1					
8 Jamey Carroll, R OBP: 0.340, SLG: 0.308	L1				1B		G6-3		G5-3	4	0	1	0	0	0	3					
41 Drew Butera, R OBP: 0.309, SLG: 0.320					P4				L8	4	0	1	0	0	1	1					
47 Francisco Liriano, L 61 Jared Burton, R 19 Darin Mastroianni, R 15 Glen Perkins, L							G3		P3	3	0	0	0	0	2	1					
Inning Stats	R: 1 H: 2 E: 0 K: 0 S: 15	H: 2 LOB: 3 BB: 2 P: 27	R: 0 H: 0 E: 0 K: 2 S: 8	H: 0 LOB: 0 BB: 0 P: 12	R: 0 H: 0 E: 0 K: 1 S: 6	H: 0 LOB: 0 BB: 0 P: 10	R: 0 H: 1 E: 0 K: 1 S: 11	H: 1 LOB: 1 BB: 0 P: 17	R: 0 H: 0 E: 0 K: 1 S: 9	H: 0 LOB: 0 BB: 0 P: 12	R: 0 H: 1 E: 0 K: 0 S: 7	H: 1 LOB: 1 BB: 0 P: 11	R: 1 H: 2 E: 0 K: 0 S: 9	H: 2 LOB: 1 BB: 0 P: 10	R: 0 H: 0 E: 0 K: 0 S: 5	H: 0 LOB: 0 BB: 0 P: 8	1B: 4 2B: 2 3B: 0 HR: 1	SF: 0 SAC: 0 DP: 0 HBP: 0	WP: 0 PB: 0 SB: 0 CS: 0	PA: 36	
PITCHER	IP WLS BF H R ER SO BB IBB HBP BLK WP HR S P ERA WHIP	IP WLS BF H R ER SO BB IBB HBP BLK WP HR S P ERA WHIP	IP WLS BF H R ER SO BB IBB HBP BLK WP HR S P ERA WHIP	IP WLS BF H R ER SO BB IBB HBP BLK WP HR S P ERA WHIP	IP WLS BF H R ER SO BB IBB HBP BLK WP HR S P ERA WHIP	IP WLS BF H R ER SO BB IBB HBP BLK WP HR S P ERA WHIP	IP WLS BF H R ER SO BB IBB HBP BLK WP HR S P ERA WHIP	IP WLS BF H R ER SO BB IBB HBP BLK WP HR S P ERA WHIP	IP WLS BF H R ER SO BB IBB HBP BLK WP HR S P ERA WHIP	IP WLS BF H R ER SO BB IBB HBP BLK WP HR S P ERA WHIP	IP WLS BF H R ER SO BB IBB HBP BLK WP HR S P ERA WHIP	IP WLS BF H R ER SO BB IBB HBP BLK WP HR S P ERA WHIP	IP WLS BF H R ER SO BB IBB HBP BLK WP HR S P ERA WHIP	IP WLS BF H R ER SO BB IBB HBP BLK WP HR S P ERA WHIP	IP WLS BF H R ER SO BB IBB HBP BLK WP HR S P ERA WHIP	IP WLS BF H R ER SO BB IBB HBP BLK WP HR S P ERA WHIP	IP WLS BF H R ER SO BB IBB HBP BLK WP HR S P ERA WHIP	IP WLS BF H R ER SO BB IBB HBP BLK WP HR S P ERA WHIP	IP WLS BF H R ER SO BB IBB HBP BLK WP HR S P ERA WHIP	IP WLS BF H R ER SO BB IBB HBP BLK WP HR S P ERA WHIP	IP WLS BF H R ER SO BB IBB HBP BLK WP HR S P ERA WHIP

Minnesota Twins @ Pittsburgh Pirates
PNC Park, Pittsburgh, PA
Wed Jun 20 2012, 7:08 PM - 9:50 PM EDT
Att: 19,878 - Partly Cloudy - 91 F

AB	34
R	2
H	7
RBI	2
BB	2
SO	7
LOB	10



Batter	1	2	3	4	5	6	7	8	9	AB	R	H	RBI	BB	SO	LOB	BOTTOM					
31 Jose Tabata, R OBP: 0.286, SLG: 0.333	K		G6-3			SH3-4	G3			3	0	0	0	0	1	2						
5 Josh Harrison, R OBP: 0.311, SLG: 0.443				G4-3		FC1-5-6		G4-3		3	0	1	0	0	0	1						
7 Alex Presley, L OBP: 0.244, SLG: 0.360	2B									1	0	0	0	0	0	0						
22 Andrew McCutchen, R OBP: 0.382, SLG: 0.599	K			G6-3						3	0	1	0	1	1	1						
14 Casey McGehee, R OBP: 0.327, SLG: 0.362	G6-3									4	0	1	0	0	1	4						
18 Neil Walker, S OBP: 0.323, SLG: 0.362		G6-3			F9		P4		K	4	0	0	0	0	1	2						
24 Pedro Alvarez, L OBP: 0.284, SLG: 0.455		G1-3				K2-3				2	1	0	0	1	1	0						
69 Jordy Mercer, R OBP: 0.273, SLG: 0.111							55 BB 26 SF8			0	0	0	0	0	0	0						
12 Clint Barmes, R OBP: 0.223, SLG: 0.304					F9					4	0	1	0	0	2	1						
55 Michael McKenry, R OBP: 0.273, SLG: 0.348					F9					3	0	0	0	1	1	1						
45 Erik Bedard, L 65 Matt Hughes, R 46 Jared Hughes, R 26 Rod Barajas, R 39 Jason Grilli, R 43 Doug Slaten, L 46 Garrett Jones, L					G5-3					1	0	0	0	0	0	0						
Inning Stats	R: 0 H: 1 E: 0 K: 2 S: 10	H: 1 LOB: 1 BB: 0 P: 13	R: 0 H: 0 E: 0 K: 1 S: 7	H: 0 LOB: 0 BB: 0 P: 11	R: 0 H: 0 E: 0 K: 1 S: 8	H: 0 LOB: 0 BB: 0 P: 11	R: 0 H: 1 E: 0 K: 0 S: 6	H: 1 LOB: 1 BB: 0 P: 9	R: 0 H: 0 E: 0 K: 1 S: 7	H: 0 LOB: 0 BB: 0 P: 11	R: 0 H: 1 E: 0 K: 1 S: 11	H: 1 LOB: 2 BB: 1 P: 20	R: 0 H: 1 E: 0 K: 0 S: 14	H: 1 LOB: 2 BB: 1 P: 26	R: 0 H: 1 E: 0 K: 1 S: 12	H: 1 LOB: 1 BB: 0 P: 15	R: 0 H: 0 E: 0 K: 2 S: 7	H: 0 LOB: 1 BB: 1 P: 14	1B: 4 2B: 1 3B: 0 HR: 0	SF: 1 SAC: 1 DP: 0 HBP: 1	WP: 0 PB: 0 SB: 0 CS: 0	PA: 36
PITCHER	IP WLS BF H R ER SO BB IBB HBP BLK WP HR S P ERA WHIP	IP WLS BF H R ER SO BB IBB HBP BLK WP HR S P ERA WHIP	IP WLS BF H R ER SO BB IBB HBP BLK WP HR S P ERA WHIP	IP WLS BF H R ER SO BB IBB HBP BLK WP HR S P ERA WHIP	IP WLS BF H R ER SO BB IBB HBP BLK WP HR S P ERA WHIP	IP WLS BF H R ER SO BB IBB HBP BLK WP HR S P ERA WHIP	IP WLS BF H R ER SO BB IBB HBP BLK WP HR S P ERA WHIP	IP WLS BF H R ER SO BB IBB HBP BLK WP HR S P ERA WHIP	IP WLS BF H R ER SO BB IBB HBP BLK WP HR S P ERA WHIP	IP WLS BF H R ER SO BB IBB HBP BLK WP HR S P ERA WHIP	IP WLS BF H R ER SO BB IBB HBP BLK WP HR S P ERA WHIP	IP WLS BF H R ER SO BB IBB HBP BLK WP HR S P ERA WHIP	IP WLS BF H R ER SO BB IBB HBP BLK WP HR S P ERA WHIP	IP WLS BF H R ER SO BB IBB HBP BLK WP HR S P ERA WHIP	IP WLS BF H R ER SO BB IBB HBP BLK WP HR S P ERA WHIP	IP WLS BF H R ER SO BB IBB HBP BLK WP HR S P ERA WHIP	IP WLS BF H R ER SO BB IBB HBP BLK WP HR S P ERA WHIP	IP WLS BF H R ER SO BB IBB HBP BLK WP HR S P ERA WHIP	IP WLS BF H R ER SO BB IBB HBP BLK WP HR S P ERA WHIP	IP WLS BF H R ER SO BB IBB HBP BLK WP HR S P ERA WHIP	IP WLS BF H R ER SO BB IBB HBP BLK WP HR S P ERA WHIP	IP WLS BF H R ER SO BB IBB HBP BLK WP HR S P ERA WHIP

Minnesota Twins @ Pittsburgh Pirates
PNC Park, Pittsburgh, PA
Wed Jun 20 2012, 7:08 PM - 9:50 PM EDT
Att: 19,878 - Partly Cloudy - 91 F

AB	30
R	1
H	5
RBI	1
BB	3
SO	9
LOB	13



Batter	1	2	3	4	5	6	7	8	9	AB	R	H	RBI	BB	SO	LOB	TOP					
2 Denard Span, L (1,8) OBP: 0.350, SLG: 0.393										4	0	1	0	0	1	1	Minnesota Twins @ Pittsburgh Pirates PNC Park, Pittsburgh, PA Thu Jun 21 2012, 7:08 PM - 9:36 PM EDT Att: 21,563 - Partly Cloudy - 90 F					
11 Ben Revere, L (1,9) OBP: 0.325, SLG: 0.364										4	0	0	0	0	0	2						
16 Josh Willingham, R (1,7) OBP: 0.390, SLG: 0.545										2	0	0	0	0	1	0						
19 Darin Mastroianni, R (8,7)										1	0	0	0	0	0	0						
33 Justin Morneau, L (1,3) OBP: 0.309, SLG: 0.467										3	0	2	0	0	0	1						
27 Chris Parmelee, L (8,3)										1	0	1	0	0	0	0						
24 Trevor Plouffe, R (1,5) OBP: 0.337, SLG: 0.558										4	1	1	0	0	0	3						
18 Ryan Doumit, S (1,2) OBP: 0.313, SLG: 0.405										4	0	1	1	0	0	2						
20 Brian Dozier, R (1,6) OBP: 0.257, SLG: 0.325										3	0	0	0	0	1	2						
12 Alexi Casilla, S (1,4) OBP: 0.288, SLG: 0.320										3	0	0	0	0	1	0						
49 Jeff Manship, R (7,1)										0	0	0	0	0	0	0						
60 Jeff Gray, R (8,1)										0	0	0	0	0	0	0						
62 Liam Hendriks, R (1,1)										2	0	0	0	0	1	0						
31 Alex Burnett, R (6,1)										0	0	0	0	0	0	0						
8 Jamey Carroll, R (7,4) OBP: 0.339, SLG: 0.307										1	0	0	0	0	0	0						
Inning Stats	R: 0 E: 0 K: 2 S: 8	H: 0 LOB: 0 BB: 0 P: 12	R: 0 E: 0 K: 0 S: 10	H: 1 LOB: 1 BB: 0 P: 14	R: 0 E: 0 K: 1 S: 10	H: 1 LOB: 1 BB: 0 P: 17	R: 1 E: 0 K: 0 S: 6	H: 2 LOB: 1 BB: 0 P: 12	R: 0 E: 0 K: 1 S: 8	H: 0 LOB: 1 BB: 0 P: 11	R: 0 E: 0 K: 0 S: 8	H: 1 LOB: 1 BB: 0 P: 14	R: 0 E: 0 K: 1 S: 8	H: 0 LOB: 0 BB: 0 P: 13	R: 0 E: 0 K: 0 S: 8	H: 0 LOB: 0 BB: 0 P: 11	R: 0 E: 0 K: 0 S: 10	H: 1 LOB: 1 BB: 0 P: 16	1B: 4 2B: 2 3B: 0 HR: 0	SF: 0 SAC: 0 DP: 1 HBP: 1	WP: 0 PB: 0 SB: 1 CS: 0	PA: 33
PITCHER 53 James McDonald, R (1,1) ERA: 2.19	IP: 9.0 WLS: W BF: 34 H: 6 R: 1 ER: 1 SO: 5 BB: 0 IBB: 0 HBP: 1 BLK: 0 WP: 0 HR: 0 S: 76 P: 120 ERA: 1.00 WHIP: 0.667															PITCHER						

Batter	1	2	3	4	5	6	7	8	9	AB	R	H	RBI	BB	SO	LOB	BOTTOM			
7 Alex Presley, L (1,7) OBP: 0.249, SLG: 0.361										5	1	2	0	0	0	0	Minnesota Twins @ Pittsburgh Pirates PNC Park, Pittsburgh, PA Thu Jun 21 2012, 7:08 PM - 9:36 PM EDT Att: 21,563 - Partly Cloudy - 90 F			
18 Neil Walker, S (1,4) OBP: 0.318, SLG: 0.355										5	1	0	0	0	0	3				
22 Andrew McCutchen, R (1,8) OBP: 0.397, SLG: 0.574										4	2	3	3	0	1	0				
46 Garrett Jones, L (1,9) OBP: 0.277, SLG: 0.478										4	1	2	3	0	0	1				
31 Jose Tabata, R (8,9) OBP: 0.296, SLG: 0.333										4	0	1	0	0	1	0				
14 Casey McGehee, R (1,3) OBP: 0.326, SLG: 0.359										4	0	1	0	0	1	0				
24 Pedro Alvarez, L (1,5) OBP: 0.288, SLG: 0.470										4	2	2	1	0	1	2				
26 Rod Barajas, R (1,2) OBP: 0.282, SLG: 0.396										3	1	1	2	0	1	0				
5 Josh Harrison, R (1,6) OBP: 0.309, SLG: 0.436										4	0	1	0	0	0	1				
53 James McDonald, L (1,1) OBP: 0.138, SLG: 0.107										4	1	0	0	0	1	1				
Inning Stats	R: 1 E: 0 K: 1 S: 13	H: 3 LOB: 2 BB: 0 P: 24	R: 3 E: 1 K: 0 S: 16	H: 3 LOB: 1 BB: 0 P: 23	R: 0 E: 0 K: 0 S: 6	H: 0 LOB: 1 BB: 0 P: 10	R: 0 E: 0 K: 0 S: 11	H: 0 LOB: 0 BB: 0 P: 15	R: 0 E: 0 K: 2 S: 8	H: 0 LOB: 0 BB: 0 P: 13	R: 2 E: 0 K: 1 S: 17	H: 3 LOB: 1 BB: 0 P: 26	R: 3 E: 0 K: 1 S: 14	H: 3 LOB: 0 BB: 0 P: 21	R: 0 E: 0 K: 0 S: 7	H: 0 LOB: 0 BB: 0 P: 8	1B: 7 2B: 1 3B: 1 HR: 3	SF: 0 SAC: 0 DP: 0 HBP: 1	WP: 0 PB: 0 SB: 1 CS: 0	PA: 38
PITCHER 62 Liam Hendriks, R (1,1) ERA: 7.39	IP: 5.0 WLS: L BF: 25 H: 8 R: 6 ER: 3 SO: 3 BB: 0 IBB: 0 HBP: 0 BLK: 0 WP: 0 HR: 1 S: 59 P: 94 ERA: 5.40 WHIP: 1.600															PITCHER				
31 Alex Burnett, R (6,1) ERA: 2.1	1.0	4	1	0	0	1	0	0	0	0	0	12	17	0.00	1.000					
49 Jeff Manship, R (7,1) ERA: 9.31	1.0	6	3	3	3	1	0	0	0	0	2	14	21	27.00	3.000					
60 Jeff Gray, R (8,1) ERA: 4.45	1.0	3	0	0	0	0	0	0	0	0	0	7	8	0.00	0.000					

AB	32
R	1
H	6
RBI	1
BB	0
SO	5
LOB	11




Batter	1	2	3	4	5	6	7	8	9	AB	R	H	RBI	BB	SO	LOB	TOP						
14 Austin Jackson, R OBP: 0.404, SLG: 0.533 49 Luis Marte, R	G1-3		K			G6-4-3 1B	K			4	0	1	0	0	2	2	Detroit Tigers @ Pittsburgh Pirates PNC Park, Pittsburgh, PA Fri Jun 22 2012, 7:08 PM - 9:45 PM EDT Att: 37,965 - Partly Cloudy - 81 F						
52 Quintin Berry, L OBP: 0.387, SLG: 0.394	G5-3 BB		F7			G6-4-3 BB	K			2	0	0	0	2	1	0							
24 Miguel Cabrera, R OBP: 0.360, SLG: 0.521	G5-3					G6-4-3	G1-3			4	0	0	0	0	1	3							
28 Prince Fielder, L OBP: 0.381, SLG: 0.494	G3					G5-3 P5	G3			4	0	0	0	0	0	2							
21 Delmon Young, R OBP: 0.296, SLG: 0.387			K			F8 1B				4	0	1	0	0	2	0							
13 Alex Avila, L OBP: 0.333, SLG: 0.415						G6-3	G5-3			3	0	0	0	1	1	1							
27 Jhonny Peralta, R OBP: 0.346, SLG: 0.407			F8			G5-3	G6-3			4	1	1	0	0	0	1							
39 Ramon Santiago, S OBP: 0.310, SLG: 0.317			F7			G4-3	39 2B			3	0	1	1	0	0	1							
58 Doug Fister, L						G5-3	26 WP 2B			2	0	0	0	0	1	0							
26 Brennan Boesch, L (7, PH)			K			G5-3				0	0	0	0	1	0	0							
Inning Stats	R: 0 H: 0 K: 0 S: 12	H: 0 LOB: 1 BB: 1 P: 22	R: 0 H: 0 K: 1 S: 9	H: 0 LOB: 1 BB: 1 P: 13	R: 0 H: 0 K: 2 S: 8	H: 1 LOB: 1 BB: 0 P: 16	R: 0 H: 0 K: 0 S: 9	H: 0 LOB: 0 BB: 0 P: 13	R: 0 H: 1 K: 0 S: 12	H: 1 LOB: 1 BB: 1 P: 21	R: 1 H: 2 K: 1 S: 15	H: 2 LOB: 2 BB: 1 P: 26	R: 0 H: 0 K: 1 S: 11	H: 0 LOB: 0 BB: 0 P: 12	R: 0 H: 0 K: 2 S: 8	H: 0 LOB: 0 BB: 0 P: 11	1B: 2 2B: 2 HR: 0	SF: 0 SAC: 0 HBP: 0	WP: 1 PB: 0 SB: 1 CS: 0	PA: 34			
PITCHER	IP WLS BF H R ER SO BB IBB HBP BLK WP HR S P ERA WHIP	IP WLS BF H R ER SO BB IBB HBP BLK WP HR S P ERA WHIP																					
34 A.J. Burnett, R ERA: 3.24	6.0	W	22	2	0	0	4	3	0	0	0	0	0	0	0	0	0	0	0	60	28	0.00	0.833
48 Jared Hughes, R ERA: 2.23	0.2		5	2	1	1	0	1	0	0	0	0	1	0	11	20	13.50	4.500					
44 Tony Watson, L ERA: 3.57	0.1	H	1	0	0	0	1	0	0	0	0	0	0	0	4	6	0.00	0.000					
39 Jason Grilli, R ERA: 1.95	1.0	H	3	0	0	0	1	0	0	0	0	0	0	0	11	12	0.00	0.000					
52 Joel Hanrahan, R ERA: 2.33	1.0	S	3	0	0	0	2	0	0	0	0	0	0	0	8	11	0.00	0.000					

Batter	1	2	3	4	5	6	7	8	9	AB	R	H	RBI	BB	SO	LOB	BOTTOM			
7 Alex Presley, L OBP: 0.249, SLG: 0.364	FC4-6 1B					F8				4	1	1	0	0	0	1	Detroit Tigers @ Pittsburgh Pirates PNC Park, Pittsburgh, PA Fri Jun 22 2012, 7:08 PM - 9:45 PM EDT Att: 37,965 - Partly Cloudy - 81 F			
18 Neil Walker, S OBP: 0.317, SLG: 0.353	22 1B WP		K							4	1	1	1	0	2	1				
22 Andrew McCutchen, R OBP: 0.492, SLG: 0.577	46 G5-4-3 1B									4	0	3	0	0	0	0				
46 Garrett Jones, L OBP: 0.322, SLG: 0.366										3	0	0	0	0	0	1				
48 Jared Hughes, R ERA: 2.23	G5-4-3		K							0	0	0	0	0	0	0				
44 Tony Watson, L ERA: 3.57										0	0	0	0	0	0	0				
39 Jason Grilli, R ERA: 1.95										0	0	0	0	0	0	0				
65 Matt Hague, R OBP: 0.266, SLG: 0.223										1	0	1	0	0	0	0				
52 Joel Hanrahan, R ERA: 2.33										0	0	0	0	0	0	0				
14 Casey McGehee, R OBP: 0.318, SLG: 0.350	G5-3		G5-4-3							4	0	0	0	0	2	3				
24 Pedro Alvarez, L OBP: 0.293, SLG: 0.471										2	1	1	0	1	1	0				
26 Rod Barajas, R OBP: 0.289, SLG: 0.401										3	1	2	0	0	0	2				
12 Clint Barmes, R OBP: 0.220, SLG: 0.299			K							3	0	0	0	0	1	3				
34 A.J. Burnett, R ERA: 3.24										2	0	0	0	0	1	0				
31 Jose Tabata, R OBP: 0.285, SLG: 0.332	FC1 7 FC4-6									1	0	0	0	0	0	0				
Inning Stats	R: 2 H: 3 K: 0 S: 14	H: 2 LOB: 0 BB: 0 P: 23	R: 2 H: 2 K: 2 S: 14	H: 2 LOB: 1 BB: 0 P: 22	R: 0 H: 1 K: 1 S: 10	H: 1 LOB: 0 BB: 0 P: 11	R: 0 H: 1 K: 1 S: 7	H: 1 LOB: 0 BB: 0 P: 8	R: 0 H: 0 K: 2 S: 8	H: 0 LOB: 0 BB: 0 P: 12	R: 0 H: 1 K: 0 S: 8	H: 1 LOB: 2 BB: 1 P: 15	R: 0 H: 0 K: 0 S: 6	H: 0 LOB: 0 BB: 0 P: 8	R: 0 H: 1 K: 1 S: 10	H: 1 LOB: 1 BB: 0 P: 16	1B: 8 2B: 1 3B: 0 HR: 0	SF: 0 SAC: 0 DP: 3 HBP: 0	WP: 2 PB: 0 SB: 0 CS: 0	PA: 32
PITCHER	IP WLS BF H R ER SO BB IBB HBP BLK WP HR S P ERA WHIP	IP WLS BF H R ER SO BB IBB HBP BLK WP HR S P ERA WHIP																		
58 Doug Fister, R ERA: 2.72	6.0	L	25	8	4	2	7	1	0	0	0	0	1	0	16	24	0.00	0.500		
49 Luis Marte, R ERA: 4.15	2.0		7	1	0	0	1	0	0	0	0	0	1	0	16	24	0.00	0.500		

Batter	1	2	3	4	5	6	7	8	9	AB	R	H	RBI	BB	SO	LOB	TOP										
14 Austin Jackson, R OBP: 0.396, SLG: 0.521										4	0	0	0	0	3	1											
26 Brennan Boesch, L OBP: 0.275, SLG: 0.360										4	0	0	0	0	0	1											
24 Miguel Cabrera, R OBP: 0.359, SLG: 0.528										4	1	1	1	0	1	0											
28 Prince Fielder, L OBP: 0.382, SLG: 0.498										4	0	2	0	0	1	0											
21 Delmon Young, R OBP: 0.295, SLG: 0.382										3	0	0	0	1	2	1											
13 Alex Avila, L OBP: 0.331, SLG: 0.407										3	0	0	0	1	1	3											
27 Jhonny Peralta, R OBP: 0.341, SLG: 0.401										3	0	0	0	0	2												
39 Ramon Santiago, S OBP: 0.310, SLG: 0.318										3	0	1	0	0	1	0											
37 Max Scherzer, R 40 Phil Coke, L 20 Octavio Dotel, R 29 Danny Worth, R 52 Quintin Berry, L 25 Ryan Raburn, R										1	0	0	0	0	0	0											
Inning Stats	R: 0 E: 0 K: 1 S: 10	H: 0 LOB: 0 BB: 0 P: 15	R: 0 E: 0 K: 2 S: 12	H: 0 LOB: 1 BB: 1 P: 17	R: 0 E: 0 K: 1 S: 8	H: 0 LOB: 0 BB: 0 P: 10	R: 0 E: 0 K: 1 S: 9	H: 0 LOB: 0 BB: 0 P: 13	R: 0 E: 0 K: 1 S: 9	H: 1 LOB: 1 BB: 0 P: 7	R: 1 E: 0 K: 0 S: 18	H: 2 LOB: 1 BB: 0 P: 28	R: 0 E: 0 K: 2 S: 12	H: 0 LOB: 2 BB: 1 P: 16	R: 0 E: 0 K: 1 S: 10	H: 1 LOB: 2 BB: 1 P: 16	1B: 2 2B: 1 3B: 0 HR: 1	SF: 0 SAC: 1 DP: 0 HBP: 0	WP: 0 PB: 0 SB: 0 CS: 0	PA: 33							
PITCHER	IP	WLS	BF	H	R	ER	SO	BB	IBB	HBP	BLK	WP	HR	S	P	ERA	WHIP										
32 Brad Lincoln, R ERA: 3.5	6.0	W	21	2	1	1	7	1	0	0	0	0	1	60	79	1.50	0.500										
37 Juan Cruz, R ERA: 2.63	0.1	H	2	1	0	0	0	0	0	0	0	0	0	6	11	0.00	3.000										
44 Tony Watson, L ERA: 3.47	0.2	H	2	0	0	0	0	0	0	0	0	0	0	7	9	0.00	0.000										
39 Jason Grilli, R ERA: 1.88	1.0	H	3	0	0	0	2	0	0	0	0	0	0	12	16	0.00	0.000										
52 Joel Hanrahan, R ERA: 2.25	1.0	S	5	1	0	0	1	1	0	0	0	0	0	10	16	0.00	2.000										

Detroit Tigers @ Pittsburgh Pirates
PNC Park, Pittsburgh, PA
Sat Jun 23 2012, 4:07 PM - 7:05 PM EDT
Att: 38,734 - Partly Cloudy - 82 F


AB	30
R	1
H	4
RBI	1
BB	2
SO	10
LOB	8



Batter	1	2	3	4	5	6	7	8	9	AB	R	H	RBI	BB	SO	LOB	BOTTOM										
7 Alex Presley, L OBP: 0.254, SLG: 0.372										4	1	2	0	0	0	0											
31 Jose Tabata, R OBP: 0.290, SLG: 0.333										2	1	1	0	0	1	0											
22 Andrew McCutchen, R OBP: 0.404, SLG: 0.595										3	1	1	3	1	2	1											
46 Garrett Jones, L OBP: 0.269, SLG: 0.463										2	0	0	0	0	0	0											
14 Casey McGehee, R(7, PH) OBP: 0.320, SLG: 0.355										3	0	1	1	1	1	3											
18 Neil Walker, S OBP: 0.319, SLG: 0.353										3	0	1	1	1	1	3											
24 Pedro Alvarez, L OBP: 0.293, SLG: 0.469										3	0	1	0	0	1	1											
26 Rod Barajas, R OBP: 0.284, SLG: 0.394										3	0	0	0	0	2												
5 Josh Harrison, R OBP: 0.301, SLG: 0.423										3	0	0	0	2	2												
39 Jason Grilli, R 52 Joel Hanrahan, R										0	0	0	0	0	0												
32 Brad Lincoln, L 37 Juan Cruz, R 44 Tony Watson, L 12 Clint Barmes, R										2	0	0	0	2	0												
Inning Stats	R: 0 E: 0 K: 1 S: 11	H: 1 LOB: 0 BB: 0 P: 19	R: 0 E: 0 K: 0 S: 7	H: 0 LOB: 0 BB: 1 P: 13	R: 0 E: 0 K: 2 S: 15	H: 0 LOB: 0 BB: 0 P: 20	R: 3 E: 0 K: 1 S: 17	H: 2 LOB: 0 BB: 0 P: 24	R: 0 E: 0 K: 1 S: 6	H: 0 LOB: 0 BB: 0 P: 10	R: 0 E: 0 K: 2 S: 11	H: 0 LOB: 0 BB: 0 P: 14	R: 1 E: 0 K: 1 S: 16	H: 3 LOB: 1 BB: 0 P: 21	R: 0 E: 0 K: 2 S: 16	H: 2 LOB: 3 BB: 1 P: 27	1B: 5 2B: 2 3B: 0 HR: 1	SF: 0 SAC: 1 DP: 1 HBP: 1	WP: 0 PB: 0 SB: 0 CS: 3	PA: 32							
PITCHER	IP	WLS	BF	H	R	ER	SO	BB	IBB	HBP	BLK	WP	HR	S	P	ERA	WHIP										
37 Max Scherzer, R ERA: 5.12	6.0	L	21	3	3	3	7	1	0	0	0	0	0	67	100	4.50	0.667										
40 Phil Coke, L ERA: 3.73	0.0		3	3	1	1	0	0	0	0	0	0	0	9	12	∞	∞										
20 Octavio Dotel, R ERA: 3.8	2.0		8	2	0	0	3	0	1	0	0	0	0	23	36	0.00	1.000										

Detroit Tigers @ Pittsburgh Pirates
PNC Park, Pittsburgh, PA
Sat Jun 23 2012, 4:07 PM - 7:05 PM EDT
Att: 38,734 - Partly Cloudy - 82 F

AB	28
R	4
H	8
RBI	4
BB	2
SO	10
LOB	12



Batter	1	2	3	4	5	6	7	8	9	AB	R	H	RBI	BB	SO	LOB	TOP
7 Alex Presley, L (1,7)	G6-3		K		F9		G4-3			4	0	0	0	0	1	0	Pittsburgh Pirates @ Philadelphia Phillies Citizens Bank Park, Philadelphia, PA Mon Jun 25 2012, 7:08 PM - 10:00 PM EDT Att: 44,721 - Cloudy - 79 F
31 Jose Tabata, R (1,9)	K		HR		E5		L9			4	2	1	1	0	1	0	
22 Andrew McCutchen, R (1,8)	E6		K		FC1-6		G2-3			4	0	1	1	0	1	0	
46 Garrett Jones, L (1,3)	BB		F7		FC1-6		BB			2	0	0	0	2	0	1	
18 Neil Walker, S (1,4)	G4-3		K		K		G4-6-3			4	1	1	0	0	1	4	
24 Pedro Alvarez, L (1,5)	G6-4-3		K		BB		K2-3			4	0	2	0	0	2	1	
26 Rod Barajas, R (1,2)	G6-4-3		K		F7		G6-4-3			0	0	0	0	0	0	0	
55 Michael McKenry, R (2,2)	G6-4-3		K		P6		G6-4-3			4	0	2	0	0	1	2	
12 Clint Barmes, R (1,6)	G6-4-3		K		F9		G5-3			4	0	1	1	0	0	4	
Jeff Karstens, R (1,1)	K		K		F9		G5-3			2	0	0	0	0	2	2	
65 Matt Hague, R (6,PH)										1	0	0	0	0	0	1	
43 Doug Slaten, L (6,1)										0	0	0	0	0	0	0	
4B Jared Hughes, R (8,1)										0	0	0	0	0	0	0	
14 Casey McGehee, R (9,PH)										1	0	0	0	0	0	0	
Inning Stats	R: 0 H: 0 E: 1 K: 1 S: 11	H: 2 LOB: 2 BB: 1 P: 19	R: 1 H: 1 E: 0 K: 2 S: 11	H: 1 LOB: 0 BB: 0 P: 15	R: 1 H: 2 E: 0 K: 3 S: 12	H: 2 LOB: 1 BB: 0 P: 20	R: 1 H: 1 E: 1 K: 0 S: 14	H: 1 LOB: 1 BB: 0 P: 13	R: 0 H: 0 E: 0 K: 1 S: 7	H: 0 LOB: 0 BB: 0 P: 13	R: 0 H: 1 E: 0 K: 0 S: 13	H: 1 LOB: 0 BB: 0 P: 19	1B: 6 2B: 1 3B: 0 HR: 1	SF: 0 SAC: 0 DP: 3 HBP: 0	WP: 0 PB: 0 SB: 0 CS: 0	PA: 36	
PITCHER	IP WLS BF H R ER SO BB IBB HBP BLK WP HR S P ERA WHIP	PITCHER															
56 Joe Blanton, R (1,1)	7.0 W 30 7 3 2 8 1 0 0 0 0 0 1 79 114 2.57 1.143																
63 Jake Diekman, L (8,1)	1.0 3 0 0 0 1 1 0 0 0 0 0 7 13 0.00 1.000																
50 Chad Qualls, R (9,1)	1.0 3 1 0 0 0 0 0 0 0 0 0 13 19 0.00 1.000																

Batter	1	2	3	4	5	6	7	8	9	AB	R	H	RBI	BB	SO	LOB	BOTTOM			
11 Jimmy Rollins, S (1,6)	SH1-3		G3		G5-3		K			5	2	2	2	0	1	3	Pittsburgh Pirates @ Philadelphia Phillies Citizens Bank Park, Philadelphia, PA Mon Jun 25 2012, 7:08 PM - 10:00 PM EDT Att: 44,721 - Cloudy - 79 F			
10 Juan Pierre, L (1,7)	SH1-3		G4-3		F8		G6-3			3	0	0	0	0	0	0				
15 John Mayberry Jr., R (8,7)	SH1-3		G4-3		F8		G6-3			1	0	0	0	0	1	0				
3 Hunter Pence, R (1,9)	G6-3		G6-3		G6-3		G6-3			5	1	2	1	0	0	0				
51 Carlos Ruiz, R (1,2)	E5		G4-3		K		G5-3			5	3	3	0	0	1	1				
8 Shane Victorino, S (1,8)	G6-3		G4-3		G6-3		G5-3			3	1	1	1	1	0	1				
27 Placido Polanco, R (1,5)	E9		G4-3		F8		BB			3	0	2	1	1	0	0				
24 Ty Wigington, R (1,3)	K		FC5-4		F8		BB			3	0	0	1	1	1	2				
18 Mike Fontenot, L (1,4)	K		FC5-4		E6		BB			4	1	2	0	0	2	4				
63 Jake Diekman, R (8,1)	K		HR		K		K			0	0	0	0	0	0	0				
50 Chad Qualls, R (9,1)	K		HR		K		K			0	0	0	0	0	0	0				
56 Joe Blanton, R (1,1)			B5		G6-3		K			3	0	0	0	0	1	3				
29 Hector Luna, R (7,PH)			K		G6-3		K			1	0	0	0	0	1	3				
7 Michael Martinez, S (8,4)			K		G6-3		K			0	0	0	0	0	0	0				
Inning Stats	R: 4 H: 5 E: 2 K: 2 S: 19	H: 0 LOB: 1 BB: 0 P: 28	R: 0 H: 0 E: 0 K: 1 S: 7	H: 0 LOB: 0 BB: 0 P: 10	R: 1 H: 2 E: 0 K: 0 S: 9	H: 2 LOB: 1 BB: 0 P: 13	R: 2 H: 3 E: 0 K: 1 S: 12	H: 3 LOB: 1 BB: 0 P: 19	R: 0 H: 1 E: 1 K: 0 S: 13	H: 1 LOB: 2 BB: 0 P: 22	R: 0 H: 0 E: 0 K: 0 S: 5	H: 0 LOB: 0 BB: 0 P: 9	R: 1 H: 1 E: 0 K: 3 S: 14	H: 1 LOB: 3 BB: 3 P: 32	R: 0 H: 0 E: 0 K: 1 S: 8	H: 0 LOB: 0 BB: 0 P: 12	1B: 10 2B: 1 3B: 0 HR: 1	SF: 0 SAC: 1 DP: 0 HBP: 0	WP: 1 PB: 0 SB: 1 CS: 0	PA: 40
PITCHER	IP WLS BF H R ER SO BB IBB HBP BLK WP HR S P ERA WHIP	PITCHER																		
Jeff Karstens, R (1,1)	5.0 L 27 11 7 6 4 0 0 0 0 0 1 60 92 10.80 2.200																			
43 Doug Slaten, L (6,1)	2.0 10 1 1 1 3 3 0 0 0 0 0 19 41 4.50 2.000																			
4B Jared Hughes, R (8,1)	1.0 3 0 0 0 1 0 0 0 0 0 0 8 12 0.00 0.000																			

Batter	1	2	3	4	5	6	7	8	9	AB	R	H	RBI	BB	SO	LOB	TOP					
31 Jose Tabata, R OBP: 0.286, SLG: 0.338	1-1 22 G6-3 46 FC1-2 18 BB HBP		1-1 P6		2-2 G4-3		1-0 G1-3		2-3 K	4	0	0	0	0	1	3						
18 Neil Walker, S OBP: 0.317, SLG: 0.351	4-0 46 FC1-2 22 G6-3 BB		2-1 G4-3		2-0 F7		0-2 F7-2			3	0	0	0	1	0	2						
22 Andrew McCutchen, R OBP: 0.397, SLG: 0.579	1-2 G6-3		3-3 K		1-0 46 G3 14 1B 2B				0-0 2B	4	1	2	0	0	1	2						
46 Garrett Jones, L OBP: 0.271, SLG: 0.465	1-2 FC1-2 14 FC6-4				2-2 G3				0-0 B2	3	0	0	0	0	1	3						
5 Josh Harrison, R OBP: 0.296, SLG: 0.404	2-1 FC6-4				2-2 G6-3				1-0 P3	1	0	0	0	0	0	1						
14 Casey McGehee, R OBP: 0.311, SLG: 0.345	2-1 FC6-4				2-2 G6-3				1-0 P3	4	0	1	1	0	0	3						
24 Pedro Alvarez, L OBP: 0.295, SLG: 0.466	3-1 12 G6-3 55 SF7 2B				0-3 K				3-3 K2-3	4	1	1	0	0	3	2						
12 Clint Barmes, R OBP: 0.226, SLG: 0.298	2-1 G6-3				0-2 F9				0-3 55 1B 17 2B BB	3	1	0	0	1	1	1						
55 Michael McKenry, R OBP: 0.307, SLG: 0.434	2-1 SF7				0-0 45 SH1-3 2B				2-2 17 2B 18 F7-2 1B	3	1	3	2	0	0	0						
45 Erik Bedard, L OBP: 0.095, SLG: 0.095	1-3 K				0-1 SH1-3				2-2 F7	1	0	0	0	0	1	0						
17 Drew Sutton, S OBP: 0.327, SLG: 0.388										1	0	1	1	0	0	0						
37 Juan Cruz, R OBP: 0.252, SLG: 0.362										0	0	0	0	0	0	0						
44 Tony Watson, L										0	0	0	0	0	0	0						
7 Alex Presley, L										1	0	0	0	0	0	0						
Inning Stats	R: 0 E: 0 K: 0 S: 10	H: 0 LOB: 2 BB: 1 P: 19	R: 1 E: 0 K: 1 S: 9	H: 1 LOB: 0 BB: 0 P: 17	R: 0 E: 0 K: 1 S: 7	H: 0 LOB: 0 BB: 0 P: 13	R: 0 E: 0 K: 2 S: 9	H: 0 LOB: 0 BB: 0 P: 12	R: 0 E: 0 K: 1 S: 9	H: 1 LOB: 1 BB: 0 P: 14	R: 1 E: 0 K: 1 S: 13	H: 2 LOB: 1 BB: 0 P: 22	R: 1 E: 0 K: 0 S: 12	H: 2 LOB: 1 BB: 1 P: 20	R: 0 E: 0 K: 1 S: 6	H: 1 LOB: 1 BB: 0 P: 10	R: 1 E: 0 K: 2 S: 14	H: 1 LOB: 0 BB: 0 P: 20	1B: 2 2B: 6 3B: 0 HR: 1	SF: 1 SAC: 1 DP: 1 HBP: 1	WP: 0 PB: 0 SB: 0 CS: 0	PA: 37
PITCHER	IP WLS BF H R ER SO BB IBB HBP BLK WP HR S P ERA WHIP																					
49 Vance Worley, R ERA: 2.92	6.0 W 27 6 3 3 5 2 0 1 0 0 0 65 112 4.50 1.333																					
44 Michael Schwimer, R ERA: 4.5	1.0 H 2 0 0 0 0 0 0 0 0 0 0 6 5 0.00 0.000																					
37 Antonio Bastardo, L ERA: 3.6	1.0 H 4 1 0 0 1 0 0 0 0 0 0 6 10 0.00 1.000																					
58 Jonathan Papelbon, R ERA: 3.03	1.0 S 4 1 1 1 2 0 0 0 0 0 0 1 14 20 9.00 1.000																					

Pittsburgh Pirates @ Philadelphia Phillies
Citizens Bank Park, Philadelphia, PA
Tue Jun 26 2012, 7:07 PM - 10:06 PM EDT
Att: 45,096 - Partly Cloudy - 77 F


AB 32
R 4
H 8
RBI 4
BB 2
SO 8
LOB 17



Batter	1	2	3	4	5	6	7	8	9	AB	R	H	RBI	BB	SO	LOB	BOTTOM					
11 Jimmy Rollins, S OBP: 0.316, SLG: 0.413	0-1 G5-3									3	0	0	0	1	0	0						
27 Placido Polanco, R OBP: 0.323, SLG: 0.368	0-1 G3									4	0	2	1	0	0	0						
3 Hunter Pence, R OBP: 0.343, SLG: 0.466	0-0 51 1B 3B									3	1	1	0	1	1	0						
51 Carlos Ruiz, R OBP: 0.427, SLG: 0.579	0-2 8 1B 1B									4	2	3	2	0	0	2						
8 Shane Victorino, S OBP: 0.324, SLG: 0.392	0-0 1B									3	0	1	0	1	1	3						
24 Ty Wigington, R OBP: 0.316, SLG: 0.403	3-2 G4-3									4	1	2	2	0	0	4						
15 John Mayberry Jr., R OBP: 0.270, SLG: 0.392	1-2 L7									4	0	0	0	0	1	2						
18 Mike Fontenot, L OBP: 0.394, SLG: 0.470	2-0 49 SH1-4 27 1B 1B									3	1	1	0	0	1	0						
29 Hector Luna, R OBP: 0.327, SLG: 0.431										1	0	0	0	0	0	2						
7 Michael Martinez, S OBP: 0.168, SLG: 0.260										0	0	0	0	0	0	0						
49 Vance Worley, R										2	0	0	0	0	1	0						
44 Michael Schwimer, R										0	0	0	0	0	0	0						
37 Antonio Bastardo, R										0	0	0	0	0	0	0						
58 Jonathan Papelbon, R										0	0	0	0	0	0	0						
Inning Stats	R: 1 E: 0 K: 0 S: 12	H: 3 LOB: 2 BB: 0 P: 15	R: 1 E: 0 K: 0 S: 9	H: 2 LOB: 1 BB: 1 P: 18	R: 2 E: 0 K: 0 S: 11	H: 2 LOB: 0 BB: 0 P: 17	R: 0 E: 0 K: 1 S: 8	H: 0 LOB: 0 BB: 0 P: 8	R: 0 E: 0 K: 1 S: 16	H: 1 LOB: 2 BB: 1 P: 24	R: 0 E: 0 K: 1 S: 7	H: 0 LOB: 0 BB: 0 P: 10	R: 0 E: 0 K: 1 S: 9	H: 0 LOB: 0 BB: 0 P: 14	R: 1 E: 0 K: 1 S: 15	H: 2 LOB: 1 BB: 1 P: 22	R: 1 E: 0 K: 2 S: 14	H: 1 LOB: 1 BB: 0 P: 20	1B: 7 2B: 0 3B: 1 HR: 2	SF: 0 SAC: 1 DP: 1 HBP: 0	WP: 0 PB: 0 SB: 1 CS: 0	PA: 35
PITCHER	IP WLS BF H R ER SO BB IBB HBP BLK WP HR S P ERA WHIP																					
45 Erik Bedard, L ERA: 4.27	6.0 L 27 2 0 0 0 2 0 0 0 0 0 1 63 92 6.00 1.667																					
37 Juan Cruz, R ERA: 2.77	1.0 6 2 1 1 1 1 0 0 0 0 0 1 15 25 9.00 3.000																					
44 Tony Watson, L ERA: 3.33	1.0 2 0 0 0 1 0 0 0 0 0 0 0 9 11 0.00 0.000																					

Pittsburgh Pirates @ Philadelphia Phillies
Citizens Bank Park, Philadelphia, PA
Tue Jun 26 2012, 7:07 PM - 10:06 PM EDT
Att: 45,096 - Partly Cloudy - 77 F


AB 31
R 5
H 10
RBI 5
BB 3
SO 5
LOB 13



Batter	1	2	3	4	5	6	7	8	9	AB	R	H	RBI	BB	SO	LOB	TOP								
17 Drew Sutton, S OBP: 0.361, SLG: 0.411 7 Alex Presley, L OBP: 0.263, SLG: 0.362										3	1	1	0	1	0	0									
18 Neil Walker, S OBP: 0.327, SLG: 0.359										4	1	1	0	1	1	3									
22 Andrew McCutchen, R OBP: 0.391, SLG: 0.576										5	0	0	0	0	2	5									
46 Garrett Jones, L OBP: 0.276, SLG: 0.472 39 Jason Grilli, R 52 Joel Hanrahan, R										4	1	2	1	0	0	0									
14 Casey McGehee, R OBP: 0.317, SLG: 0.377										3	1	1	3	1	0	1									
24 Pedro Alvarez, L OBP: 0.292, SLG: 0.467										3	1	1	1	1	0	1									
12 Clint Barmes, R OBP: 0.220, SLG: 0.290										4	0	0	0	0	3	3									
55 Michael McKenry, R OBP: 0.330, SLG: 0.470										3	0	1	0	1	1	0									
34 A.J. Burnett, R OBP: 0.125, SLG: 0.045 37 Juan Cruz, R 31 Jose Tabata, R OBP: 0.288, SLG: 0.339										3	0	0	0	0	1	1									
Inning Stats	R: 5 E: 0 K: 1 S: 16	H: 4 LOB: 0 BB: 1 P: 25	R: 0 E: 0 K: 2 S: 13	H: 1 LOB: 1 BB: 0 P: 19	R: 0 E: 0 K: 0 S: 8	H: 0 LOB: 0 BB: 0 P: 12	R: 0 E: 0 K: 1 S: 7	H: 0 LOB: 0 BB: 0 P: 8	R: 0 E: 0 K: 1 S: 10	H: 0 LOB: 0 BB: 0 P: 13	R: 0 E: 0 K: 1 S: 9	H: 0 LOB: 0 BB: 1 P: 16	R: 0 E: 0 K: 0 S: 7	H: 1 LOB: 1 BB: 1 P: 15	R: 0 E: 0 K: 1 S: 13	H: 1 LOB: 2 BB: 1 P: 22	R: 0 E: 0 K: 1 S: 14	H: 0 LOB: 2 BB: 2 P: 24	1B: 4 2B: 1 3B: 0 HR: 2	SF: 0 SAC: 1 DP: 1 HBP: 0	WP: 0 PB: 0 SB: 0 CS: 0	PA: 39			
PITCHER	IP WLS BF H R ER SO BB IBB HBP BLK WP HR S P ERA WHIP	7.0 L 29 6 5 5 6 3 0 0 0 0 2 70 108 6.43 1.286	1.0 5 1 0 0 1 0 1 0 0 0 0 13 22 0.00 1.000	1.0 5 0 0 0 1 2 0 0 0 0 0 14 24 0.00 2.000																					

Pittsburgh Pirates @ Philadelphia Phillies
Citizens Bank Park, Philadelphia, PA
Thu Jun 28 2012, 1:07 PM - 4:17 PM EDT
Att: 44,521 - Sunny - 90 F


AB 32
R 5
H 7
RBI 5
BB 6
SO 8
LOB 14



Batter	1	2	3	4	5	6	7	8	9	AB	R	H	RBI	BB	SO	LOB	BOTTOM						
11 Jimmy Rollins, S OBP: 0.322, SLG: 0.419										4	0	1	0	1	2	0							
10 Juan Pierre, L OBP: 0.355, SLG: 0.380										3	0	1	0	1	0	0							
8 Shane Victorino, S OBP: 0.324, SLG: 0.390										5	1	2	0	0	1	4							
3 Hunter Pence, R OBP: 0.345, SLG: 0.476										5	1	2	1	0	1	3							
27 Placido Polanco, R OBP: 0.324, SLG: 0.363										3	0	0	1	0	0	1							
24 Ty Wiginton, R OBP: 0.317, SLG: 0.398										3	1	1	0	1	1	1							
18 Mike Fontenot, L OBP: 0.365, SLG: 0.377										4	0	1	0	0	1	3							
31 Erik Kratz, R OBP: 0.286, SLG: 1.143 25 Jim Thome, L OBP: 0.338, SLG: 0.516 47 Jeremy Horst, L										3	1	1	2	0	1	0							
38 Kyle Kendrick, R OBP: 0.188, SLG: 0.071 26 Chase Utley, L OBP: 0.500, SLG: 1.000 48 Brian Sanches, R 51 Carlos Ruiz, R OBP: 0.429, SLG: 0.588										2	0	0	0	0	1	0							
Inning Stats	R: 0 E: 1 K: 1 S: 8	H: 1 LOB: 1 BB: 0 P: 12	R: 2 E: 0 K: 0 S: 13	H: 2 LOB: 0 BB: 0 P: 17	R: 0 E: 0 K: 2 S: 13	H: 1 LOB: 1 BB: 0 P: 17	R: 0 E: 0 K: 1 S: 8	H: 0 LOB: 0 BB: 0 P: 9	R: 0 E: 0 K: 0 S: 8	H: 2 LOB: 2 BB: 1 P: 17	R: 1 E: 0 K: 0 S: 8	H: 0 LOB: 2 BB: 2 P: 22	R: 0 E: 0 K: 2 S: 13	H: 2 LOB: 2 BB: 0 P: 18	R: 0 E: 0 K: 1 S: 8	H: 1 LOB: 1 BB: 0 P: 10	1B: 7 2B: 0 3B: 0 HR: 2	SF: 0 SAC: 1 DP: 0 HBP: 1	WP: 0 PB: 0 SB: 2 CS: 0	PA: 40			
PITCHER	IP WLS BF H R ER SO BB IBB HBP BLK WP HR S P ERA WHIP	6.2 W 28 6 3 3 7 2 0 0 0 0 1 69 101 4.05 1.200	0.1 H 2 0 0 0 0 1 0 0 0 0 0 2 8 0.00 3.000	1.0 H 6 2 1 1 2 0 0 1 0 0 1 13 18 9.00 2.000	1.0 S 4 1 0 0 1 0 0 0 0 0 0 8 10 0.00 1.000																		

Pittsburgh Pirates @ Philadelphia Phillies
Citizens Bank Park, Philadelphia, PA
Thu Jun 28 2012, 1:07 PM - 4:17 PM EDT
Att: 44,521 - Sunny - 90 F


AB 35
R 4
H 9
RBI 4
BB 3
SO 10
LOB 16



Batter	1	2	3	4	5	6	7	8	9	AB	R	H	RBI	BB	SO	LOB	TOP
7 Alex Presley, L (1,7) OBP: 0.272, SLG: 0.379	G3	BB		G5-3		K			SH1-4 1B	4	1	1	0	1	1	1	
31 Jose Tabata, R (1,9) OBP: 0.296, SLG: 0.344	G4-3	G4-3			2B	G6-3			SH1-4	4	1	1	0	0	0	1	
22 Andrew McCutchen, R (1,8) 17 Drew Sutton, S (7,7) OBP: 0.401, SLG: 0.593 OBP: 0.333, SLG: 0.377	1B			1B		G5-3		F9	FC6	4	1	2	0	0	0	1	
46 Garrett Jones, L (1,3) 14 Casey McGehee, R(7,PH) OBP: 0.315, SLG: 0.374	1B			K		K		G6-3	G6-3	2	2	1	0	1	1	1	
18 Neil Walker, S (1,4) OBP: 0.334, SLG: 0.366	BB			K		K		G4-3	K	4	1	1	1	1	2	2	
24 Pedro Alvarez, L (1,5) OBP: 0.297, SLG: 0.477	HR			F7		IBB		K		3	1	1	4	1	1	1	
12 Clint Barmes, R (1,6) OBP: 0.224, SLG: 0.302	F8			P4		FC6-4		HBP		3	0	0	1	0	0	2	
55 Michael McKenry, R (1,2) OBP: 0.327, SLG: 0.471				K		K		K		4	0	1	0	0	3	3	
Jeff Karstens, R (1,1)				K				K		3	0	0	0	0	2	1	
32 Brad Lincoln, L (8,PH) 44 Tony Watson, L (8,1) 48 Jared Hughes, R (8,1)				K		G5-3		K		1	0	0	0	0	1	1	
Inning Stats	R: 4 H: 3 E: 0 K: 0 S: 19	L: 3 LOB: 0 BB: 1 P: 31	R: 0 H: 0 E: 0 K: 2 S: 10	R: 0 H: 1 E: 0 K: 2 S: 13	R: 0 H: 1 E: 0 K: 1 S: 10	R: 2 H: 2 E: 0 K: 1 S: 15	R: 0 H: 0 E: 0 K: 1 S: 8	R: 0 H: 0 E: 0 K: 0 S: 7	R: 0 H: 0 E: 0 K: 3 S: 10	R: 1 H: 1 E: 0 K: 1 S: 12	H: 1 LOB: 1 BB: 0 P: 20	1B: 4 2B: 3 3B: 0 HR: 1	SF: 0 SAC: 1 DP: 0 HBP: 1	WP: 1 PB: 0 SB: 1 CS: 0	PA: 41		
PITCHER	IP WLS BF H R ER SO BB IBB HBP BLK WP HR S P ERA WHIP	IP WLS BF H R ER SO BB IBB HBP BLK WP HR S P ERA WHIP	IP WLS BF H R ER SO BB IBB HBP BLK WP HR S P ERA WHIP	IP WLS BF H R ER SO BB IBB HBP BLK WP HR S P ERA WHIP	IP WLS BF H R ER SO BB IBB HBP BLK WP HR S P ERA WHIP	IP WLS BF H R ER SO BB IBB HBP BLK WP HR S P ERA WHIP	IP WLS BF H R ER SO BB IBB HBP BLK WP HR S P ERA WHIP	IP WLS BF H R ER SO BB IBB HBP BLK WP HR S P ERA WHIP	IP WLS BF H R ER SO BB IBB HBP BLK WP HR S P ERA WHIP	IP WLS BF H R ER SO BB IBB HBP BLK WP HR S P ERA WHIP	IP WLS BF H R ER SO BB IBB HBP BLK WP HR S P ERA WHIP	IP WLS BF H R ER SO BB IBB HBP BLK WP HR S P ERA WHIP	IP WLS BF H R ER SO BB IBB HBP BLK WP HR S P ERA WHIP	IP WLS BF H R ER SO BB IBB HBP BLK WP HR S P ERA WHIP	IP WLS BF H R ER SO BB IBB HBP BLK WP HR S P ERA WHIP	IP WLS BF H R ER SO BB IBB HBP BLK WP HR S P ERA WHIP	

Pittsburgh Pirates @ St. Louis Cardinals
 Busch Stadium, St. Louis, MO
 Sat Jun 30 2012, 1:19 PM - 4:21 PM CDT
 Att: 37,162 - Sunny - 99 F


AB 35
 R 7
 H 8
 RBI 7
 BB 4
 SO 11
 LOB 15



Batter	1	2	3	4	5	6	7	8	9	AB	R	H	RBI	BB	SO	LOB	BOTTOM
55 Skip Schumaker, L (1,4) 27 Tyler Greene, R (8,PH) OBP: 0.362, SLG: 0.408 OBP: 0.283, SLG: 0.383	F8			FC4-6 BB		F7		G5-3		2	0	0	0	1	0	0	
19 Jon Jay, L (1,8) OBP: 0.372, SLG: 0.403	G3			FC4-6 1B		G3-1		2B		4	2	1	1	0	0	1	
7 Matt Holliday, R (1,7) OBP: 0.389, SLG: 0.500	BB			1B		1B		K		3	0	2	1	1	1	1	
3 Carlos Beltrán, S (1,9) OBP: 0.396, SLG: 0.576	K			L8		F8		2B		4	0	1	1	0	1	3	
21 Allen Craig, R (1,3) OBP: 0.392, SLG: 0.604	K			1B		P6		G6-3		4	0	1	0	0	1	2	
23 David Freese, R (1,5) OBP: 0.331, SLG: 0.481	F9			FC5-4		K			G4-3	4	0	0	0	0	1	2	
33 Daniel Descalso, L (1,6) OBP: 0.316, SLG: 0.343	K			K		K			G4-1	4	0	0	0	0	3	1	
48 Tony Cruz, R (1,2) OBP: 0.196, SLG: 0.304				G4-3		G5-3			G5-3	4	1	1	0	0	0	1	
31 Lance Lynn, S (1,1) 43 Shane Bieber, R (5,PH) 62 Barrett Browning, L (8,1) 13 Matt Carpenter, L (7,PH) 63 Maikel Cleto, R (8,1) 66 Victor Marte, R (9,1)				SH5-4		F9		K		0	0	0	0	0	0	0	
Inning Stats	R: 0 H: 0 E: 0 K: 1 S: 10	H: 0 LOB: 1 BB: 1 P: 18	R: 0 H: 0 E: 0 K: 2 S: 9	R: 2 H: 2 E: 0 K: 0 S: 11	R: 0 H: 1 E: 0 K: 1 S: 10	R: 0 H: 0 E: 0 K: 0 S: 6	R: 0 H: 1 E: 0 K: 1 S: 8	R: 0 H: 0 E: 0 K: 2 S: 8	R: 1 H: 2 E: 0 K: 1 S: 13	R: 0 H: 0 E: 0 K: 0 S: 6	H: 0 LOB: 0 BB: 0 P: 11	1B: 3 2B: 3 3B: 0 HR: 0	SF: 0 SAC: 1 DP: 0 HBP: 0	WP: 0 PB: 0 SB: 2 CS: 0	PA: 35		
PITCHER	IP WLS BF H R ER SO BB IBB HBP BLK WP HR S P ERA WHIP	IP WLS BF H R ER SO BB IBB HBP BLK WP HR S P ERA WHIP	IP WLS BF H R ER SO BB IBB HBP BLK WP HR S P ERA WHIP	IP WLS BF H R ER SO BB IBB HBP BLK WP HR S P ERA WHIP	IP WLS BF H R ER SO BB IBB HBP BLK WP HR S P ERA WHIP	IP WLS BF H R ER SO BB IBB HBP BLK WP HR S P ERA WHIP	IP WLS BF H R ER SO BB IBB HBP BLK WP HR S P ERA WHIP	IP WLS BF H R ER SO BB IBB HBP BLK WP HR S P ERA WHIP	IP WLS BF H R ER SO BB IBB HBP BLK WP HR S P ERA WHIP	IP WLS BF H R ER SO BB IBB HBP BLK WP HR S P ERA WHIP	IP WLS BF H R ER SO BB IBB HBP BLK WP HR S P ERA WHIP	IP WLS BF H R ER SO BB IBB HBP BLK WP HR S P ERA WHIP	IP WLS BF H R ER SO BB IBB HBP BLK WP HR S P ERA WHIP	IP WLS BF H R ER SO BB IBB HBP BLK WP HR S P ERA WHIP	IP WLS BF H R ER SO BB IBB HBP BLK WP HR S P ERA WHIP	IP WLS BF H R ER SO BB IBB HBP BLK WP HR S P ERA WHIP	

Pittsburgh Pirates @ St. Louis Cardinals
 Busch Stadium, St. Louis, MO
 Sat Jun 30 2012, 1:19 PM - 4:21 PM CDT
 Att: 37,162 - Sunny - 99 F

AB 32
 R 3
 H 6
 RBI 3
 BB 2
 SO 8
 LOB 11



Batter	1	2	3	4	5	6	7	8	9	AB	R	H	RBI	BB	SO	LOB	TOP					
27 Jose Altuve, R OBP: 0.347, SLG: 0.444										4	1	0	0	1	1	3						
4 Jed Lowrie, S OBP: 0.336, SLG: 0.471										4	0	0	0	0	2	1						
45 Carlos Lee, R OBP: 0.335, SLG: 0.404										4	0	1	0	0	0	1						
19 Brian Bogusevic, L OBP: 0.300, SLG: 0.345										2	0	0	0	1	1	1						
14 J.D. Martinez, R OBP: 0.322, SLG: 0.402										4	0	2	1	0	0	3						
15 Jason Castro, L OBP: 0.331, SLG: 0.375										3	0	1	0	1	0	1						
46 Scott Moore, L OBP: 0.364, SLG: 0.727										4	1	1	1	0	0	5						
1 Jordan Schafer, L OBP: 0.317, SLG: 0.319										3	0	0	0	1	0	0						
18 Jordan Lyles, R ERA: 5.4										1	0	0	0	0	1	0						
12 Brian Bixler, R ERA: 3.26										0	0	0	0	0	0	0						
58 Fernando Abad, L ERA: 3.24										0	0	0	0	0	0	0						
28 David Carpenter, R ERA: 5.52										0	0	0	0	0	0	0						
43 Fernando Rodriguez Jr., R ERA: 6.87										1	0	0	0	0	0	0						
16 Matt Downs, R ERA: 6.36										1	0	0	0	0	0	0						
Inning Stats	R: 1 H: 1 E: 0 K: 0 S: 11	L: 1 LOB: 3 BB: 3 P: 26	R: 0 H: 0 E: 0 K: 1 S: 10	L: 0 LOB: 0 BB: 0 P: 13	R: 0 H: 0 E: 0 K: 2 S: 9	L: 0 LOB: 0 BB: 0 P: 14	R: 0 H: 1 E: 0 K: 0 S: 10	L: 1 LOB: 3 BB: 2 P: 22	R: 0 H: 1 E: 1 K: 0 S: 7	L: 1 LOB: 1 BB: 0 P: 9	R: 1 H: 1 E: 0 K: 0 S: 7	L: 1 LOB: 0 BB: 0 P: 13	R: 0 H: 0 E: 0 K: 1 S: 10	L: 0 LOB: 0 BB: 0 P: 13	R: 0 H: 1 E: 0 K: 0 S: 4	L: 1 LOB: 1 BB: 0 P: 7	R: 0 H: 0 E: 0 K: 1 S: 6	L: 0 LOB: 0 BB: 0 P: 10	1B: 3 2B: 1 3B: 0 HR: 1	SF: 0 SAC: 0 DP: 2 HBP: 1	WP: 0 PB: 0 SB: 0 CS: 0	PA: 37
PITCHER	IP: 7.0 WLS: W BF: 30	H: 4 R: 2 ER: 2 SO: 4	BB: 4 IBB: 1 HBP: 0 BLK: 0	WP: 0 HR: 1 S: 64 P: 110	ERA: 2.57 WHIP: 1.143	PITCHER		IP: 2.0 WLS: W BF: 7	H: 1 R: 0 ER: 0 SO: 1	BB: 0 IBB: 0 HBP: 0 BLK: 0	WP: 0 HR: 0 S: 10 P: 17	ERA: 0.00 WHIP: 0.500										

Houston Astros @ Pittsburgh Pirates
PNC Park, Pittsburgh, PA
Mon Jul 02 2012, 7:07 PM - 9:56 PM EDT
Att: 21,041 - Partly Cloudy - 90 F

AB	31
R	2
H	5
RBI	2
BB	5
SO	5
LOB	15



Batter	1	2	3	4	5	6	7	8	9	AB	R	H	RBI	BB	SO	LOB	BOTTOM					
7 Alex Presley, L OBP: 0.278, SLG: 0.399										5	1	2	0	0	1	1						
17 Drew Sutton, S OBP: 0.347, SLG: 0.429										5	1	2	0	0	1	1						
22 Andrew McCutchen, R OBP: 0.497, SLG: 0.690										5	3	4	1	0	0	1						
46 Garrett Jones, L OBP: 0.292, SLG: 0.505										5	3	4	4	0	0	1						
18 Neil Walker, S OBP: 0.342, SLG: 0.385										4	2	2	3	1	1	3						
14 Casey McGehee, R OBP: 0.321, SLG: 0.389										5	1	3	2	0	1	1						
12 Clint Barmes, R OBP: 0.230, SLG: 0.306										4	0	1	1	0	0	2						
55 Michael McKenry, R OBP: 0.321, SLG: 0.479										3	0	0	0	0	3	1						
53 James McDonald, L OBP: 0.147, SLG: 0.121										2	0	0	0	0	1	0						
5 Josh Harrison, R OBP: 0.278, SLG: 0.385										1	0	0	0	0	0	2						
48 Jared Hughes, R ERA: 6.87										0	0	0	0	0	0	0						
Inning Stats	R: 0 H: 0 E: 1 K: 0 S: 12	L: 0 LOB: 0 BB: 0 P: 19	R: 0 H: 1 E: 0 K: 2 S: 10	L: 0 LOB: 1 BB: 0 P: 13	R: 4 H: 5 E: 0 K: 2 S: 24	L: 1 LOB: 1 BB: 0 P: 33	R: 4 H: 4 E: 0 K: 1 S: 15	L: 4 LOB: 2 BB: 1 P: 29	R: 1 H: 4 E: 0 K: 0 S: 18	L: 4 LOB: 0 BB: 0 P: 24	R: 0 H: 1 E: 0 K: 0 S: 10	L: 1 LOB: 1 BB: 0 P: 12	R: 2 H: 3 E: 0 K: 1 S: 16	L: 3 LOB: 1 BB: 0 P: 19	1B: 9 2B: 6 3B: 2 HR: 2	SF: 0 SAC: 1 DP: 3 HBP: 1	WP: 1 PB: 0 SB: 0 CS: 0	PA: 42				
PITCHER	IP: 4.0 WLS: L BF: 22	H: 1 R: 7 ER: 7 SO: 6	BB: 1 IBB: 0 HBP: 0 BLK: 0	WP: 1 HR: 2 S: 59 P: 87	ERA: 15.75 WHIP: 2.250	PITCHER		IP: 1.0 WLS: L BF: 6	H: 1 R: 0 ER: 0 SO: 1	BB: 0 IBB: 0 HBP: 0 BLK: 0	WP: 0 HR: 0 S: 10 P: 16	ERA: 9.00 WHIP: 2.000										

Houston Astros @ Pittsburgh Pirates
PNC Park, Pittsburgh, PA
Mon Jul 02 2012, 7:07 PM - 9:56 PM EDT
Att: 21,041 - Partly Cloudy - 90 F

AB	39
R	11
H	18
RBI	11
BB	1
SO	8
LOB	13



Batter	1	2	3	4	5	6	7	8	9	AB	R	H	RBI	BB	SO	LOB	TOP						
1 Jordan Schafer, L (1.8) OBP: 0.319, SLG: 0.321										5	0	2	2	2	0	2							
27 Jose Altuve, R (1.4) OBP: 0.346, SLG: 0.446										3	1	1	1	0	0	0							
4 Jed Lowrie, S (1.6) OBP: 0.342, SLG: 0.473										3	1	2	2	1	0	2							
45 Carlos Lee, R (1.3) OBP: 0.316, SLG: 0.412										5	1	2	0	0	0	3							
46 Scott Moore, L (1.5) OBP: 0.333, SLG: 0.667										4	0	1	1	0	0	2							
37 Brandon Lyon, R (7.1)										0	0	0	0	0	0	0							
15 Jason Castro, L (9. PH)										1	0	1	1	0	0	0							
53 Wesley Wright, R (9.1)										0	0	0	0	0	0	0							
14 J.D. Martinez, R (1.7) OBP: 0.316, SLG: 0.394										5	0	0	0	0	1	2							
19 Brian Bogusevic, L (1.9) OBP: 0.300, SLG: 0.343										4	1	1	0	0	3	1							
18 Chris Snyder, R (1.2) OBP: 0.301, SLG: 0.308										2	2	1	0	2	0	0							
64 Lucas Harrell, S (1.1) OBP: 0.226, SLG: 0.226										3	1	2	0	0	0	2							
43 Fernando Rodriguez Jr., R (6.1)										0	0	0	0	0	0	0							
16 Matt Downs, R (7.5) OBP: 0.216, SLG: 0.352										1	0	0	0	0	1	0							
Inning Stats	R: 0 H: 2 E: 0 K: 2 S: 14	WLS: 2 BF: 2 LOB: 0 P: 19	R: 2 H: 3 E: 0 K: 0 S: 12	WLS: 3 BF: 2 LOB: 2 P: 20	R: 1 H: 2 E: 0 K: 2 S: 13	WLS: 2 BF: 1 LOB: 2 P: 21	R: 1 H: 2 E: 0 K: 0 S: 7	WLS: 2 BF: 0 LOB: 0 P: 10	R: 0 H: 0 E: 0 K: 1 S: 7	WLS: 0 BF: 0 LOB: 0 P: 12	R: 2 H: 3 E: 0 K: 0 S: 14	WLS: 3 BF: 1 LOB: 1 P: 17	R: 0 H: 0 E: 0 K: 2 S: 10	WLS: 0 BF: 0 LOB: 0 P: 17	R: 0 H: 0 E: 0 K: 2 S: 8	WLS: 0 BF: 0 LOB: 0 P: 11	R: 1 H: 1 E: 0 K: 0 S: 9	WLS: 1 BF: 1 LOB: 1 P: 19	1B: 7 2B: 8 3B: 0 HR: 0	SF: 2 SAC: 1 DP: 1 HBP: 0	WP: 0 PB: 0 SB: 2 CS: 0	PA: 42	
PITCHER	IP WLS BF H R ER SO BB IBB HBP BLK WP HR S P ERA WHIP	IP WLS BF H R ER SO BB IBB HBP BLK WP HR S P ERA WHIP	IP WLS BF H R ER SO BB IBB HBP BLK WP HR S P ERA WHIP	IP WLS BF H R ER SO BB IBB HBP BLK WP HR S P ERA WHIP	IP WLS BF H R ER SO BB IBB HBP BLK WP HR S P ERA WHIP	IP WLS BF H R ER SO BB IBB HBP BLK WP HR S P ERA WHIP	IP WLS BF H R ER SO BB IBB HBP BLK WP HR S P ERA WHIP	IP WLS BF H R ER SO BB IBB HBP BLK WP HR S P ERA WHIP	IP WLS BF H R ER SO BB IBB HBP BLK WP HR S P ERA WHIP	IP WLS BF H R ER SO BB IBB HBP BLK WP HR S P ERA WHIP	IP WLS BF H R ER SO BB IBB HBP BLK WP HR S P ERA WHIP	IP WLS BF H R ER SO BB IBB HBP BLK WP HR S P ERA WHIP	IP WLS BF H R ER SO BB IBB HBP BLK WP HR S P ERA WHIP	IP WLS BF H R ER SO BB IBB HBP BLK WP HR S P ERA WHIP	IP WLS BF H R ER SO BB IBB HBP BLK WP HR S P ERA WHIP	IP WLS BF H R ER SO BB IBB HBP BLK WP HR S P ERA WHIP	IP WLS BF H R ER SO BB IBB HBP BLK WP HR S P ERA WHIP	IP WLS BF H R ER SO BB IBB HBP BLK WP HR S P ERA WHIP	IP WLS BF H R ER SO BB IBB HBP BLK WP HR S P ERA WHIP	IP WLS BF H R ER SO BB IBB HBP BLK WP HR S P ERA WHIP	IP WLS BF H R ER SO BB IBB HBP BLK WP HR S P ERA WHIP	IP WLS BF H R ER SO BB IBB HBP BLK WP HR S P ERA WHIP	IP WLS BF H R ER SO BB IBB HBP BLK WP HR S P ERA WHIP

Houston Astros @ Pittsburgh Pirates
PNC Park, Pittsburgh, PA
Tue Jul 03 2012, 7:09 PM - 10:23 PM EDT
Att: 21,516 - Cloudy - 82 F

AB	36
R	7
H	13
RBI	7
BB	3
SO	9
LOB	12



Batter	1	2	3	4	5	6	7	8	9	AB	R	H	RBI	BB	SO	LOB	BOTTOM					
7 Alex Presley, L (1.7) OBP: 0.276, SLG: 0.395										2	0	0	0	0	1	0						
62 Gorkys Hernandez, R (5.7) OBP: 0.214, SLG: 0.154										3	0	0	0	0	1	1						
17 Drew Sutton, S (1.9) OBP: 0.363, SLG: 0.480										5	2	3	1	0	2	0						
22 Andrew McCutchen, R (1.8) OBP: 0.411, SLG: 0.612										4	2	3	2	0	0	1						
46 Garrett Jones, L (1.3) OBP: 0.296, SLG: 0.520										4	2	2	2	0	2	1						
18 Neil Walker, S (1.4) OBP: 0.341, SLG: 0.383										4	1	1	0	0	3	0						
14 Casey McGehee, R (1.5) OBP: 0.324, SLG: 0.392										4	1	2	1	0	1	0						
26 Rod Barajas, R (1.2) OBP: 0.276, SLG: 0.379										4	0	1	0	0	1	2						
12 Clint Barmes, R (1.6) OBP: 0.226, SLG: 0.226										2	0	0	0	0	1	2						
24 Pedro Alvarez, L (6. PH)										1	0	1	2	0	0	0						
53 James McDonald, L (6. PH)										0	0	0	0	0	0	0						
37 Juan Cruz, R (7.1)										0	0	0	0	0	0	0						
39 Jason Grilli, R (8.1)										0	0	0	0	0	0	0						
10 Eric Fryer, R (8. PH)										1	0	0	0	0	0	0						
52 Joel Hanrahan, R (8.1)										0	0	0	0	0	0	0						
34 A.J. Burnett, R (1.1) OBP: 0.115, SLG: 0.042										2	0	0	0	0	1	0						
30 Chris Resop, R (6.1)										0	0	0	0	0	0	0						
5 Josh Harrison, R (6. PH) OBP: 0.273, SLG: 0.378										2	0	0	0	0	0	1						
Inning Stats	R: 0 H: 1 E: 0 K: 2 S: 13	WLS: 1 BF: 0 LOB: 0 P: 17	R: 0 H: 0 E: 0 K: 2 S: 12	WLS: 0 BF: 0 LOB: 0 P: 18	R: 0 H: 0 E: 0 K: 3 S: 10	WLS: 0 BF: 0 LOB: 0 P: 15	R: 2 H: 4 E: 0 K: 2 S: 16	WLS: 4 BF: 0 LOB: 0 P: 26	R: 0 H: 1 E: 0 K: 0 S: 8	WLS: 1 BF: 0 LOB: 1 P: 14	R: 3 H: 4 E: 0 K: 1 S: 19	WLS: 4 BF: 0 LOB: 1 P: 28	R: 2 H: 2 E: 0 K: 2 S: 11	WLS: 2 BF: 0 LOB: 0 P: 17	R: 0 H: 0 E: 0 K: 0 S: 8	WLS: 0 BF: 0 LOB: 0 P: 13	R: 1 H: 1 E: 0 K: 1 S: 5	WLS: 1 BF: 0 LOB: 0 P: 8	1B: 10 2B: 0 3B: 0 HR: 3	SF: 0 SAC: 0 DP: 0 HBP: 0	WP: 1 PB: 0 SB: 0 CS: 0	PA: 38
PITCHER	IP WLS BF H R ER SO BB IBB HBP BLK WP HR S P ERA WHIP	IP WLS BF H R ER SO BB IBB HBP BLK WP HR S P ERA WHIP	IP WLS BF H R ER SO BB IBB HBP BLK WP HR S P ERA WHIP	IP WLS BF H R ER SO BB IBB HBP BLK WP HR S																		

Batter	1	2	3	4	5	6	7	8	9	AB	R	H	RBI	BB	SO	LOB	TOP										
1 Jordan Schafer, L (1,8) OBP: 0.316, SLG: 0.318 12 Brian Bixler, R (3,9) OBP: 0.309, SLG: 0.429										2	0	0	0	0	1	2	Houston Astros @ Pittsburgh Pirates PNC Park, Pittsburgh, PA Wed Jul 04 2012, 1:38 PM - 4:44 PM EDT Att: 36,827 - Partly Cloudy - 89 F										
27 Jose Altuve, R (1,4) OBP: 0.345, SLG: 0.443										4	0	1	1	0	0	1											
4 Jed Lowrie, S (1,6) OBP: 0.341, SLG: 0.468 28 David Carpenter, R (7,1) OBP: 0.500, SLG: 0.500 58 Fernando Abad, L (7,1)										3	0	0	0	1	0	3											
Carlos Lee, R (1,3) OBP: 0.336, SLG: 0.411 16 Matt Downs, R (7,3) OBP: 0.214, SLG: 0.349										3	1	1	0	0	0	1											
46 Scott Moore, L (1,5) OBP: 0.368, SLG: 0.632										4	1	2	0	0	0	0											
15 Jason Castro, L (1,2) OBP: 0.328, SLG: 0.378										3	0	0	1	0	1	1											
14 J.D. Martinez, R (1,7) OBP: 0.319, SLG: 0.407										4	1	2	1	0	0	1											
19 Brian Bogusevic, L (1,9) OBP: 0.307, SLG: 0.348										3	1	2	1	1	0	0											
60 Dallas Keuchel, L (1,1) 43 Fernando Rodriguez Jr., R (7,1) 23 Chris Johnson, R (7,PH) OBP: 0.322, SLG: 0.411										1	0	0	0	0	0	2											
Inning Stats	R: 0 E: 0 K: 1 S: 9	H: 0 LOB: 0 BB: 0 P: 16	R: 2 E: 0 K: 0 S: 10	H: 4 LOB: 2 BB: 0 P: 15	R: 0 E: 0 K: 0 S: 10	H: 0 LOB: 0 BB: 1 P: 16	R: 0 E: 0 K: 0 S: 5	H: 1 LOB: 1 BB: 1 P: 7	R: 1 E: 0 K: 0 S: 9	H: 1 LOB: 0 BB: 1 P: 15	R: 0 E: 0 K: 0 S: 6	H: 1 LOB: 1 BB: 0 P: 13	R: 0 E: 0 K: 1 S: 17	H: 2 LOB: 2 BB: 0 P: 23	R: 0 E: 0 K: 1 S: 7	H: 0 LOB: 0 BB: 0 P: 10		R: 1 E: 0 K: 0 S: 8	H: 1 LOB: 0 BB: 0 P: 10	1B: 8 2B: 0 3B: 0 HR: 1	SF: 1 SAC: 1 DP: 1 HBP: 0	WP: 0 PB: 0 SB: 2 CS: 0	PA: 37				
PITCHER	IP	WLS	BF	H	R	ER	SO	BB	IBB	HBP	BLK	WP	HR	S	P	ERA	WHIP	PITCHER									
29 Kevin Correia, R (1,1) ERA: 4.34	6.0	W	25	6	3	3	1	2	0	0	0	0	0	49	82	4.50	1.333										
32 Brad Lincoln, R (7,1) ERA: 3.14	1.0	H	5	2	0	0	1	0	0	0	0	0	0	17	23	0.00	2.000										
39 Jason Grilli, R (8,1) ERA: 1.93	1.0	H	3	0	0	0	1	0	0	0	0	0	0	7	10	0.00	0.000										
52 Joel Hanrahan, R (9,1) ERA: 2.53	1.0	S	4	1	1	1	0	0	0	0	0	0	1	8	10	9.00	1.000										
17 Drew Sutton, S (1,7) OBP: 0.397, SLG: 0.481 32 Brad Lincoln, L (7,1) OBP: 0.111, SLG: 0.111 39 Jason Grilli, R (8,1) 5 Josh Harrison, R (8,PH) OBP: 0.271, SLG: 0.375 52 Joel Hanrahan, R (9,1)																				4	0	1	0	0	1	2	Houston Astros @ Pittsburgh Pirates PNC Park, Pittsburgh, PA Wed Jul 04 2012, 1:38 PM - 4:44 PM EDT Att: 36,827 - Partly Cloudy - 89 F
18 Neil Walker, S (1,4) OBP: 0.338, SLG: 0.380										5	1	1	0	0	0	1											
22 Andrew McCutchen, R (1,8) OBP: 0.412, SLG: 0.610										3	1	1	0	1	0	0											
14 Casey McGehee, R (1,3) OBP: 0.323, SLG: 0.385										3	1	0	0	1	1	4											
46 Garrett Jones, L (1,9) OBP: 0.300, SLG: 0.525										4	2	2	0	0	0	4											
24 Pedro Alvarez, L (1,5) OBP: 0.313, SLG: 0.481										2	1	1	2	2	0	0											
55 Michael McKenry, R (1,2) OBP: 0.327, SLG: 0.495										3	0	2	2	0	1	2											
12 Clint Barmes, R (1,6) OBP: 0.229, SLG: 0.302										4	0	1	1	0	1	5											
29 Kevin Correia, R (1,1) ERA: 2.45 10 Eric Fryer, R (6,PH) OBP: 0.500, SLG: 0.500 62 Gorkys Hernandez, R (7,7) OBP: 0.200, SLG: 0.143										2	0	0	0	0	0	2											
Inning Stats	R: 0 E: 0 K: 1 S: 9	H: 0 LOB: 0 BB: 0 P: 13	R: 3 E: 0 K: 0 S: 17	H: 2 LOB: 0 BB: 2 P: 28	R: 0 E: 0 K: 0 S: 7	H: 0 LOB: 0 BB: 0 P: 9	R: 1 E: 0 K: 0 S: 11	H: 2 LOB: 2 BB: 1 P: 17	R: 0 E: 0 K: 1 S: 9	H: 2 LOB: 2 BB: 1 P: 20	R: 0 E: 0 K: 0 S: 9	H: 2 LOB: 2 BB: 0 P: 15	R: 2 E: 1 K: 2 S: 17	H: 3 LOB: 2 BB: 0 P: 23	R: 0 E: 0 K: 0 S: 10	H: 0 LOB: 0 BB: 0 P: 15	1B: 7 2B: 3 3B: 0 HR: 0	SF: 1 SAC: 0 DP: 0 HBP: 0	WP: 0 PB: 0 SB: 0 CS: 0	PA: 38							
PITCHER	IP	WLS	BF	H	R	ER	SO	BB	IBB	HBP	BLK	WP	HR	S	P	ERA	WHIP	PITCHER									
60 Dallas Keuchel, L (1,1) ERA: 2.45	5.2	L	27	7	4	4	2	3	1	0	0	0	0	59	99	6.35	1.765										
43 Fernando Rodriguez Jr., R (6,1) ERA: 6.39	0.1		1	0	0	0	0	0	0	0	0	0	0	3	3	0.00	0.000										
28 David Carpenter, R (7,1) ERA: 0.01	0.1		3	2	2	2	0	0	0	0	0	0	0	5	7	54.00	6.000										
58 Fernando Abad, L (7,1) ERA: 2.95	1.2		7	1	0	0	2	0	0	0	0	0	0	22	31	0.00	0.600										

Batter	1	2	3	4	5	6	7	8	9	AB	R	H	RBI	BB	SO	LOB	TOP
27 Jose Altuve, R OBP: 0.344, SLG: 0.441										4	0	1	0	0	0	0	
4 Jed Lowrie, S OBP: 0.345, SLG: 0.467										3	0	1	0	1	0	1	
46 Scott Moore, L OBP: 0.348, SLG: 0.565										4	0	1	0	0	1	3	
14 J.D. Martinez, R OBP: 0.318, SLG: 0.402										3	0	0	0	1	1	3	
23 Chris Johnson, R OBP: 0.317, SLG: 0.405										4	0	0	0	0	1	2	
19 Brian Bogusevic, L OBP: 0.303, SLG: 0.343										3	0	0	0	0	2	1	
18 Chris Snyder, R OBP: 0.309, SLG: 0.311										2	0	1	0	1	0	0	
Matt Dominguez, R 1 Jordan Schafer, L 39 Brett Myers, R										2	0	0	0	0	1	2	
20 Bud Norris, R 16 Matt Downs, R										2	0	0	0	0	1	0	
Inning Stats	R: 0 E: 0 K: 1 S: 9	H: 1 LOB: 1 BB: 0 P: 13	R: 0 E: 0 K: 3 S: 13	H: 1 LOB: 1 BB: 0 P: 16	R: 0 E: 0 K: 0 S: 4	H: 0 LOB: 0 BB: 0 P: 5	R: 0 E: 0 K: 0 S: 8	H: 1 LOB: 1 BB: 0 P: 13	R: 0 E: 0 K: 1 S: 9	H: 0 LOB: 0 BB: 0 P: 9	R: 0 E: 0 K: 1 S: 6	H: 0 LOB: 0 BB: 0 P: 7	R: 0 E: 0 K: 0 S: 5	H: 0 LOB: 1 BB: 2 P: 15	1B: 4 2B: 0 3B: 0 HR: 0	SF: 0 SAC: 0 DP: 2 HBP: 0	WP: 1 PA: 32 PB: 0 SB: 1 CS: 0
PITCHER Jeff Karstens, R 52 Joel Hanrahan, R	IP: 8.0 WLS: W BF: 28 ERA: 3.94	IP: 1.0 WLS: S BF: 4 ERA: 2.45															

Houston Astros @ Pittsburgh Pirates
PNC Park, Pittsburgh, PA
Thu Jul 05 2012, 7:06 PM - 9:29 PM EDT
Att: 21,386 - Partly Cloudy - 87 F

AB	29
R	0
H	4
RBI	0
BB	3
SO	8
LOB	12



Batter	1	2	3	4	5	6	7	8	9	AB	R	H	RBI	BB	SO	LOB	BOTTOM		
17 Drew Sutton, S 62 Gorkys Hernandez, R										4	0	1	0	0	2	1			
18 Neil Walker, S										2	0	1	0	2	0	0			
22 Andrew McCutchen, R										3	0	0	0	1	1	3			
46 Garrett Jones, L										3	1	1	1	0	0	2			
14 Casey McGehee, R										2	0	1	1	0	0	0			
24 Pedro Alvarez, L										3	0	0	0	0	2	4			
55 Michael McKenry, R										3	0	0	0	0	1	1			
12 Clint Barmes, R										3	0	0	0	0	0	1			
Jeff Karstens, R 52 Joel Hanrahan, R										3	1	1	0	0	0	0			
Inning Stats	R: 0 E: 0 K: 1 S: 6	H: 0 LOB: 1 BB: 1 P: 15	R: 1 E: 0 K: 0 S: 9	H: 2 LOB: 1 BB: 0 P: 14	R: 1 E: 0 K: 2 S: 19	H: 2 LOB: 3 BB: 1 P: 30	R: 0 E: 0 K: 0 S: 6	H: 0 LOB: 0 BB: 0 P: 10	R: 0 E: 0 K: 0 S: 7	H: 1 LOB: 1 BB: 1 P: 12	R: 0 E: 0 K: 2 S: 9	H: 0 LOB: 0 BB: 0 P: 14	R: 0 E: 0 K: 1 S: 8	H: 0 LOB: 0 BB: 0 P: 13	R: 0 E: 0 K: 0 S: 5	H: 0 LOB: 0 BB: 0 P: 8	1B: 1 2B: 5 3B: 0 HR: 0	SF: 1 SAC: 0 DP: 1 HBP: 1	WP: 0 PA: 31 PB: 0 SB: 0 CS: 3
PITCHER 20 Bud Norris, R 39 Brett Myers, R	IP: 7.0 WLS: L BF: 28 ERA: 4.71	IP: 1.0 WLS: 3 BF: 3 ERA: 3.55																	

Houston Astros @ Pittsburgh Pirates
PNC Park, Pittsburgh, PA
Thu Jul 05 2012, 7:06 PM - 9:29 PM EDT
Att: 21,386 - Partly Cloudy - 87 F

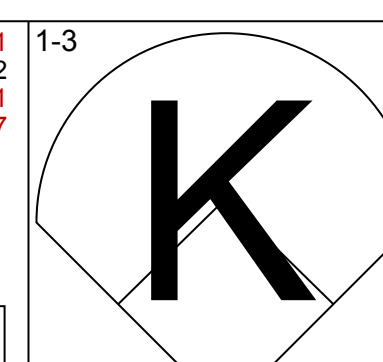
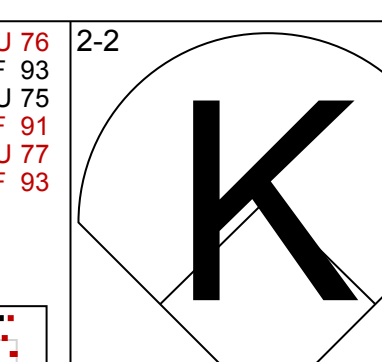
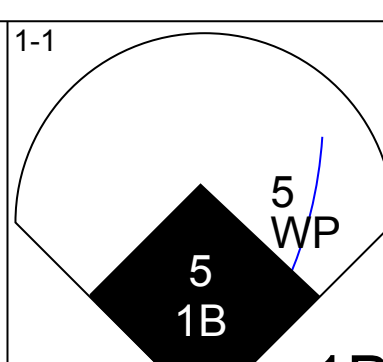
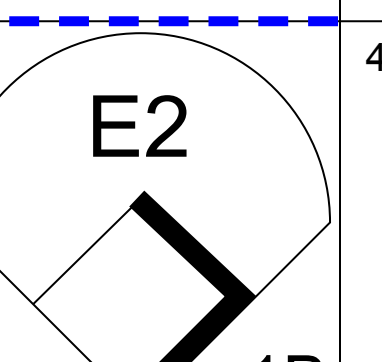
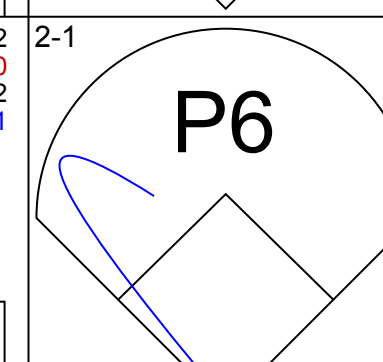
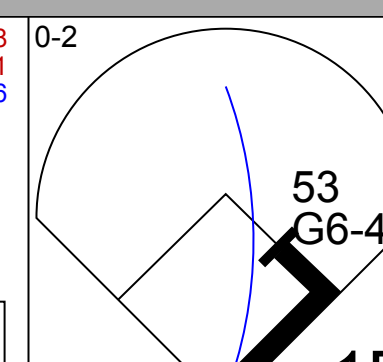
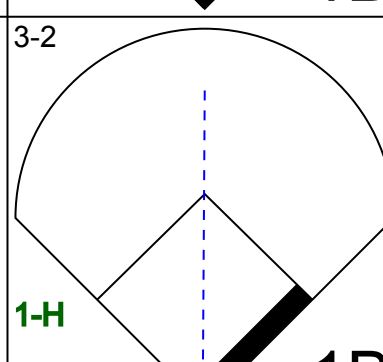
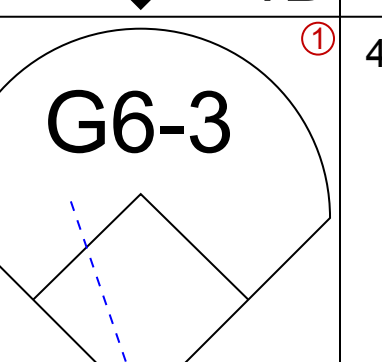
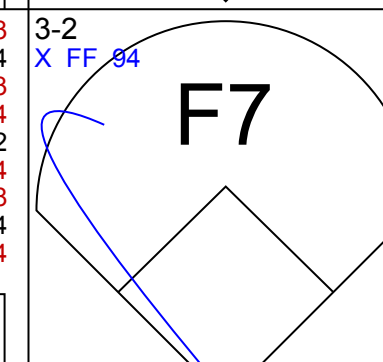
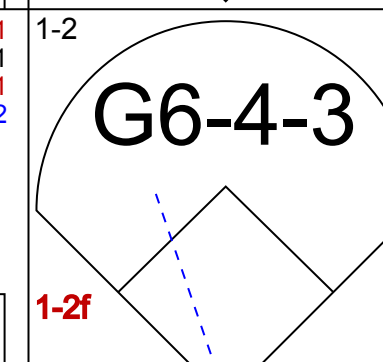
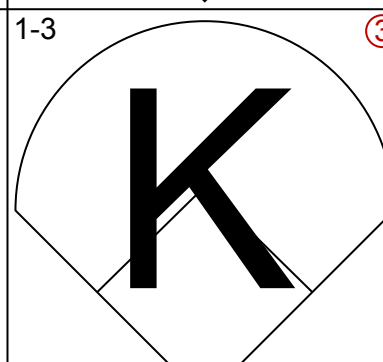
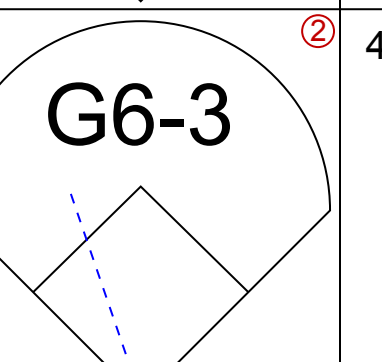

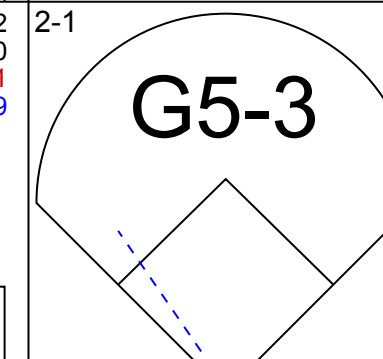

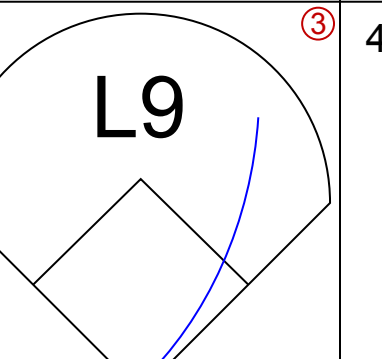






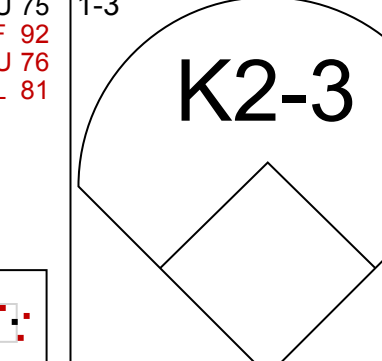
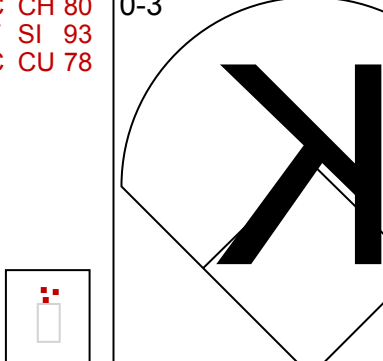
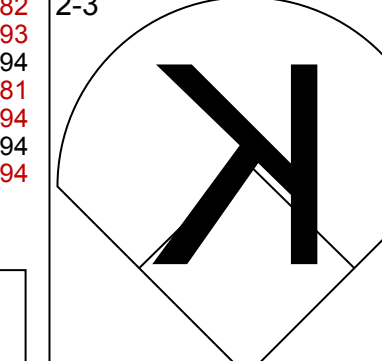
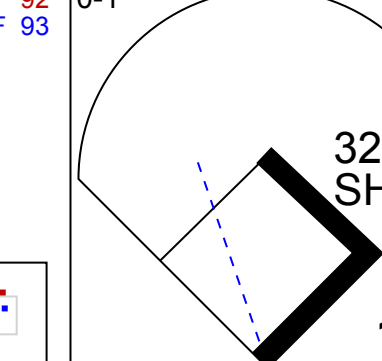

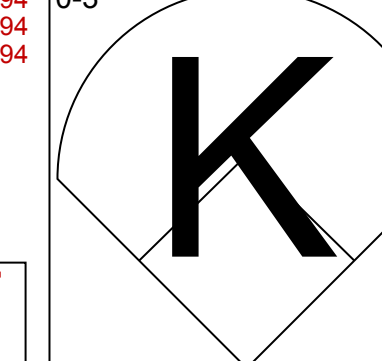
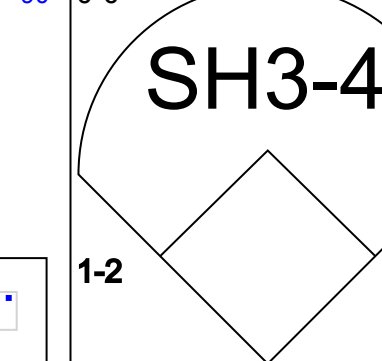

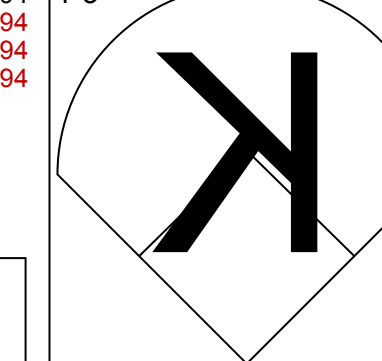
AB	26
R	2
H	5
RBI	2
BB	3
SO	6
LOB	12



Batter	1	2	3	4	5	6	7	8	9	AB	R	H	RBI	BB	SO	LOB	TOP							
51 Justin Christian, R OBP: 0.412, SLG: 0.400										2	1	1	0	2	0	2	San Francisco Giants @ Pittsburgh Pirates PNC Park, Pittsburgh, PA Fri Jul 06 2012, 7:08 PM - 10:15 PM EDT Att: 37,565 - Partly Cloudy - 94 F							
5 Ryan Theriot, R OBP: 0.312, SLG: 0.325										3	1	1	2	0	0	1								
53 Melky Cabrera, S OBP: 0.396, SLG: 0.527										4	1	2	2	0	1	0								
28 Buster Posey, R OBP: 0.364, SLG: 0.461										3	1	0	0	1	1	1								
49 Javier López, L										0	0	0	0	0	0	0								
70 George Kontos, R										0	0	0	0	0	0	0								
54 Sergio Romo, R										0	0	0	0	0	0	0								
48 Pablo Sandoval, S OBP: 0.369, SLG: 0.497										4	1	1	0	0	1	0								
35 Brandon Crawford, L OBP: 0.299, SLG: 0.339										0	0	0	0	0	0	0								
16 Angel Pagan, S OBP: 0.337, SLG: 0.416										3	0	0	0	0	0	2								
31 Brad Penny, R										0	0	0	0	0	0	0								
9 Brandon Belt, L OBP: 0.365, SLG: 0.427										1	0	0	0	0	0	0								
29 Héctor Sánchez, S OBP: 0.262, SLG: 0.364										4	0	2	1	0	1	0								
13 Joaquin Arias, R OBP: 0.285, SLG: 0.326										4	1	1	0	0	0	2								
75 Barry Zito, L OBP: 0.194, SLG: 0.074										1	0	0	0	0	0	0								
7 Gregor Blanco, L OBP: 0.338, SLG: 0.377										2	0	0	0	0	0	2								
Inning Stats	R: 0 E: 0 K: 0 S: 6	H: 0 LOB: 0 BB: 1 P: 12	R: 0 E: 0 K: 1 S: 9	H: 0 LOB: 0 BB: 0 P: 14	R: 0 E: 0 K: 0 S: 9	H: 0 LOB: 0 BB: 0 P: 13	R: 5 E: 2 K: 0 S: 21	H: 4 LOB: 2 BB: 2 P: 36	R: 0 E: 0 K: 2 S: 8	H: 0 LOB: 0 BB: 0 P: 11	R: 0 E: 0 K: 1 S: 7	H: 0 LOB: 0 BB: 0 P: 10	R: 1 E: 0 K: 0 S: 9	H: 2 LOB: 0 BB: 0 P: 14	R: 0 E: 0 K: 0 S: 4	H: 1 LOB: 0 BB: 0 P: 5	R: 0 E: 0 K: 0 S: 9	H: 1 LOB: 1 BB: 0 P: 16	1B: 4 2B: 3 3B: 0 HR: 1	SF: 1 SAC: 1 DP: 2 HBP: 0	WP: 1 PB: 0 SB: 1 CS: 0	PA: 37		
PITCHER	IP WLS BF H R ER SO BB IBB HBP BLK WP HR S P ERA WHIP	IP WLS BF H R ER SO BB IBB HBP BLK WP HR S P ERA WHIP	IP WLS BF H R ER SO BB IBB HBP BLK WP HR S P ERA WHIP	IP WLS BF H R ER SO BB IBB HBP BLK WP HR S P ERA WHIP	IP WLS BF H R ER SO BB IBB HBP BLK WP HR S P ERA WHIP	IP WLS BF H R ER SO BB IBB HBP BLK WP HR S P ERA WHIP	IP WLS BF H R ER SO BB IBB HBP BLK WP HR S P ERA WHIP	IP WLS BF H R ER SO BB IBB HBP BLK WP HR S P ERA WHIP	IP WLS BF H R ER SO BB IBB HBP BLK WP HR S P ERA WHIP	IP WLS BF H R ER SO BB IBB HBP BLK WP HR S P ERA WHIP	IP WLS BF H R ER SO BB IBB HBP BLK WP HR S P ERA WHIP	IP WLS BF H R ER SO BB IBB HBP BLK WP HR S P ERA WHIP	IP WLS BF H R ER SO BB IBB HBP BLK WP HR S P ERA WHIP	IP WLS BF H R ER SO BB IBB HBP BLK WP HR S P ERA WHIP	IP WLS BF H R ER SO BB IBB HBP BLK WP HR S P ERA WHIP	IP WLS BF H R ER SO BB IBB HBP BLK WP HR S P ERA WHIP	IP WLS BF H R ER SO BB IBB HBP BLK WP HR S P ERA WHIP	IP WLS BF H R ER SO BB IBB HBP BLK WP HR S P ERA WHIP	IP WLS BF H R ER SO BB IBB HBP BLK WP HR S P ERA WHIP	IP WLS BF H R ER SO BB IBB HBP BLK WP HR S P ERA WHIP	IP WLS BF H R ER SO BB IBB HBP BLK WP HR S P ERA WHIP	IP WLS BF H R ER SO BB IBB HBP BLK WP HR S P ERA WHIP	IP WLS BF H R ER SO BB IBB HBP BLK WP HR S P ERA WHIP	IP WLS BF H R ER SO BB IBB HBP BLK WP HR S P ERA WHIP

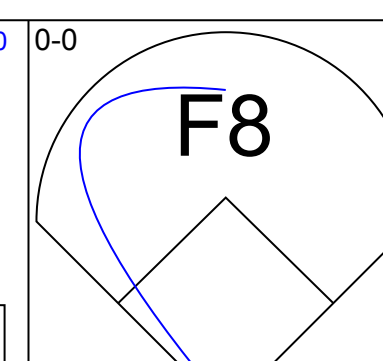
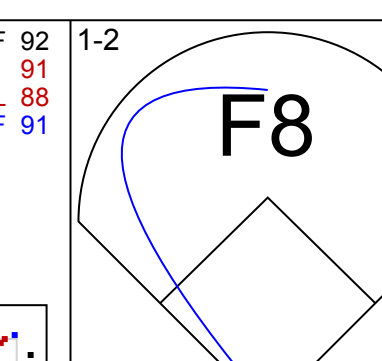
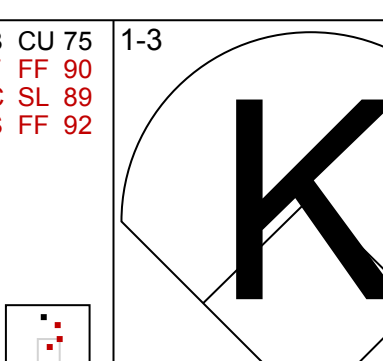

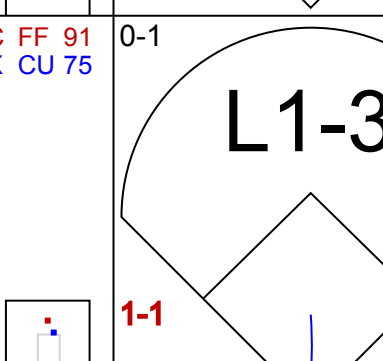


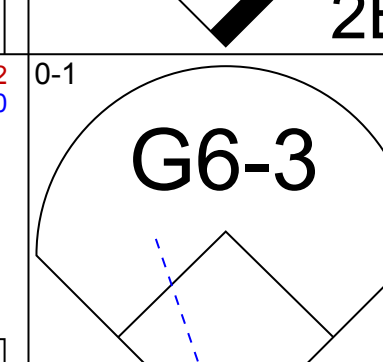
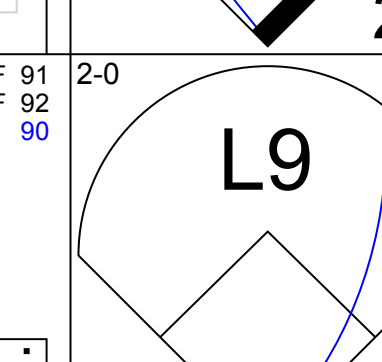
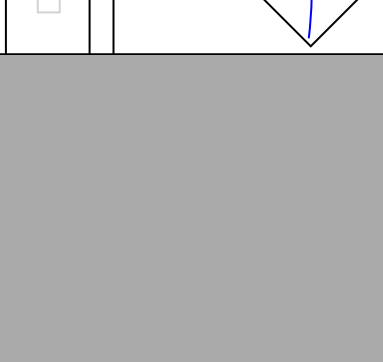
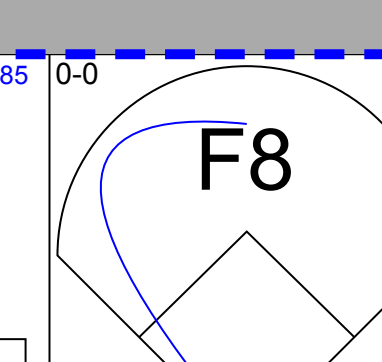
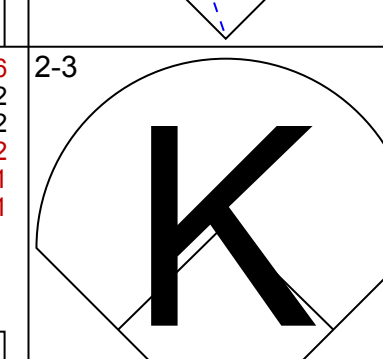
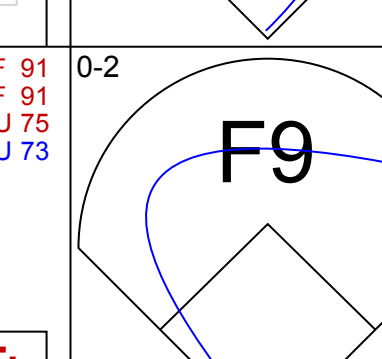

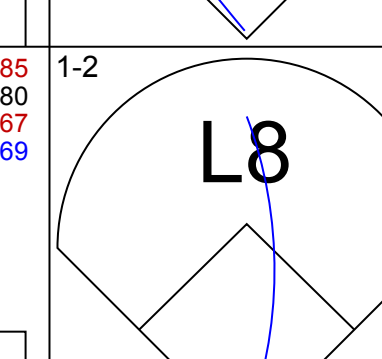
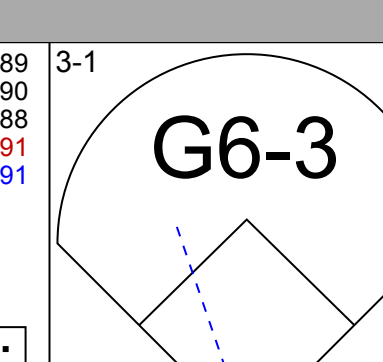
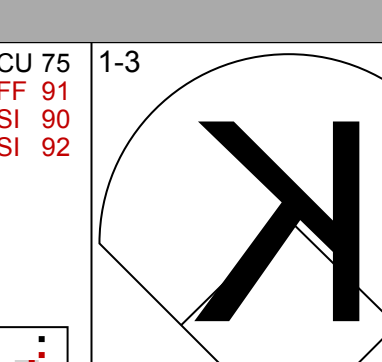

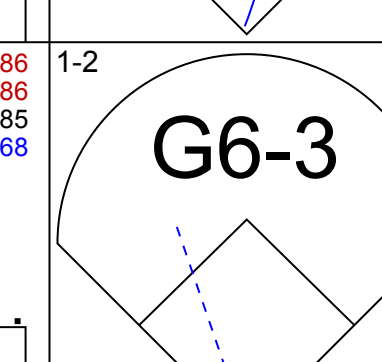
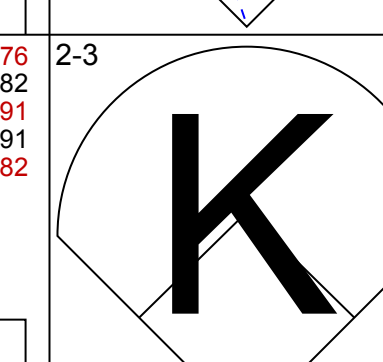
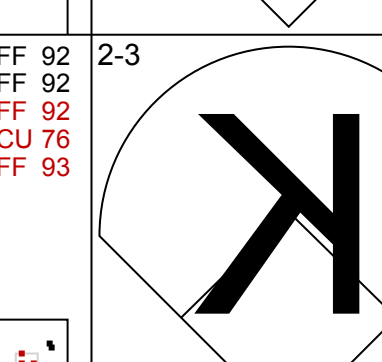

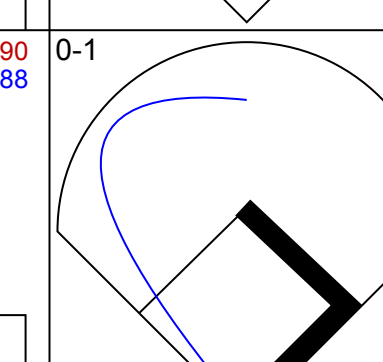
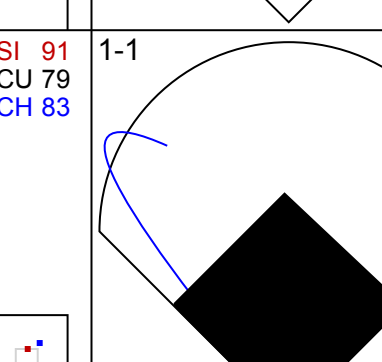

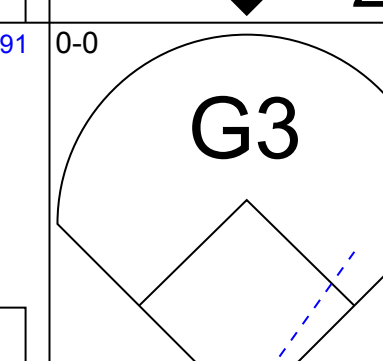
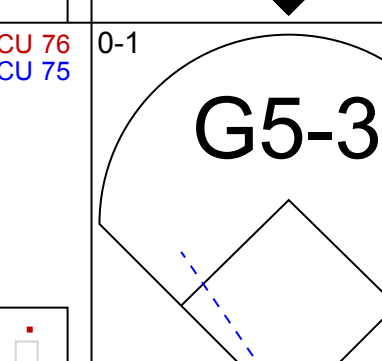

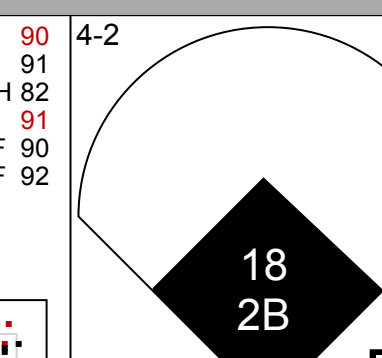

Batter	1	2	3	4	5	6	7	8	9	AB	R	H	RBI	BB	SO	LOB	BOTTOM							
5 Josh Harrison, R OBP: 0.288, SLG: 0.385										2	2	2	0	1	0	0	San Francisco Giants @ Pittsburgh Pirates PNC Park, Pittsburgh, PA Fri Jul 06 2012, 7:08 PM - 10:15 PM EDT Att: 37,565 - Partly Cloudy - 94 F							
46 Garrett Jones, L OBP: 0.298, SLG: 0.525										1	0	0	0	0	0	1								
37 Juan Cruz, R										0	0	0	0	0	0	0								
48 Jared Hughes, R										0	0	0	0	0	0	0								
10 Eric Fryer, R OBP: 0.333, SLG: 0.333										1	0	0	0	0	0	0								
17 Drew Sutton, S OBP: 0.344, SLG: 0.466										5	0	1	0	0	0	3								
22 Andrew McCutchen, R OBP: 0.413, SLG: 0.610										5	1	3	2	0	0	0								
14 Casey McGehee, R OBP: 0.326, SLG: 0.404										4	1	1	1	0	1	4								
18 Neil Walker, S OBP: 0.345, SLG: 0.387										3	0	1	1	1	1	1								
24 Pedro Alvarez, L OBP: 0.308, SLG: 0.484										4	1	1	1	0	1	3								
26 Rod Barajas, R OBP: 0.276, SLG: 0.373										3	0	0	0	1	0	0								
62 Gorkys Hernández, R OBP: 0.198, SLG: 0.111										4	0	0	0	0	2	1								
45 Erik Bedard, L OBP: 0.083, SLG: 0.083										1	0	0	0	0	0	0								
30 Chris Resop, R										0	0	0	0	0	0	0								
69 Jordy Mercer, R OBP: 0.231, SLG: 0.091										2	0	0	0	0	0	1								
Inning Stats	R: 1 E: 0 K: 1 S: 17	H: 3 LOB: 2 BB: 1 P: 27	R: 0 E: 0 K: 0 S: 8	H: 0 LOB: 0 BB: 0 P: 9	R: 2 E: 0 K: 1 S: 10	H: 2 LOB: 1 BB: 1 P: 20	R: 0 E: 0 K: 1 S: 11	H: 1 LOB: 2 BB: 1 P: 18	R: 1 E: 1 K: 0 S: 10	H: 1 LOB: 0 BB: 0 P: 17	R: 0 E: 1 K: 0 S: 7	H: 0 LOB: 1 BB: 0 P: 13	R: 0 E: 0 K: 1 S: 8	H: 1 LOB: 1 BB: 0 P: 10	R: 1 E: 0 K: 1 S: 13	H: 1 LOB: 0 BB: 0 P: 18	R: 0 E: 0 K: 0 S: 5	H: 0 LOB: 0 BB: 0 P: 8	1B: 5 2B: 1 3B: 1 HR: 2	SF: 0 SAC: 1 DP: 1 HBP: 0	WP: 0 PB: 0 SB: 1 CS: 0	PA: 39		
PITCHER	IP WLS BF H R ER SO BB IBB HBP BLK WP HR S P ERA WHIP	IP WLS BF H R ER SO BB IBB HBP BLK WP HR S P ERA WHIP	IP WLS BF H R ER SO BB IBB HBP BLK WP HR S P ERA WHIP	IP WLS BF H R ER SO BB IBB HBP BLK WP HR S P ERA WHIP	IP WLS BF H R ER SO BB IBB HBP BLK WP HR S P ERA WHIP	IP WLS BF H R ER SO BB IBB HBP BLK WP HR S P ERA WHIP	IP WLS BF H R ER SO BB IBB HBP BLK WP HR S P ERA WHIP	IP WLS BF H R ER SO BB IBB HBP BLK WP HR S P ERA WHIP	IP WLS BF H R ER SO BB IBB HBP BLK WP HR S P ERA WHIP	IP WLS BF H R ER SO BB IBB HBP BLK WP HR S P ERA WHIP	IP WLS BF H R ER SO BB IBB HBP BLK WP HR S P ERA WHIP	IP WLS BF H R ER SO BB IBB HBP BLK WP HR S P ERA WHIP	IP WLS BF H R ER SO BB IBB HBP BLK WP HR S P ERA WHIP	IP WLS BF H R ER SO BB IBB HBP BLK WP HR S P ERA WHIP	IP WLS BF H R ER SO BB IBB HBP BLK WP HR S P ERA WHIP	IP WLS BF H R ER SO BB IBB HBP BLK WP HR S P ERA WHIP	IP WLS BF H R ER SO BB IBB HBP BLK WP HR S P ERA WHIP	IP WLS BF H R ER SO BB IBB HBP BLK WP HR S P ERA WHIP	IP WLS BF H R ER SO BB IBB HBP BLK WP HR S P ERA WHIP	IP WLS BF H R ER SO BB IBB HBP BLK WP HR S P ERA WHIP	IP WLS BF H R ER SO BB IBB HBP BLK WP HR S P ERA WHIP	IP WLS BF H R ER SO BB IBB HBP BLK WP HR S P ERA WHIP	IP WLS BF H R ER SO BB IBB HBP BLK WP HR S P ERA WHIP	IP WLS BF H R ER SO BB IBB HBP BLK WP HR S P ERA WHIP



Batter	1	2	3	4	5	6	7	8	9	AB	R	H	RBI	BB	SO	LOB	TOP					
7 Grégor Blanco, L OBP: 0.341, SLG: 0.379										4	1	2	0	0	2	1	San Francisco Giants @ Pittsburgh Pirates PNC Park, Pittsburgh, PA Sat Jul 07 2012, 4:07 PM - 6:58 PM EDT Att: 37,543 - Partly Cloudy - 97 F					
5 Ryan Theriot, R OBP: 0.315, SLG: 0.329										4	0	2	1	0	0	1						
53 Melky Cabrera, S OBP: 0.392, SLG: 0.521										4	0	0	0	0	1	3						
28 Buster Posey, R OBP: 0.359, SLG: 0.454										4	0	0	0	0	1	1						
48 Pablo Sandoval, S OBP: 0.364, SLG: 0.489										3	0	0	0	0	1	0						
16 Angel Pagán, S OBP: 0.334, SLG: 0.412										3	0	0	0	0	1	0						
9 Brandon Belt, L OBP: 0.360, SLG: 0.420										3	0	0	0	0	3	0						
35 Brandon Crawford, L OBP: 0.290, SLG: 0.339										3	0	1	0	0	2	0						
32 Ryan Vogelsong, R OBP: 0.156, SLG: 0.069										1	0	0	0	0	1	0						
12 Nate Schierholz, L OBP: 0.306, SLG: 0.366										0	0	0	0	0	0	0						
34 Clay Hensley, R OBP: 0.309, SLG: 0.195										0	0	0	0	0	0	0						
Inning Stats	R: 0 E: 0 K: 1 S: 12	H: 0 LOB: 0 BB: 0 P: 18	R: 0 E: 0 K: 2 S: 12	H: 0 LOB: 0 BB: 0 P: 14	R: 0 E: 0 K: 2 S: 10	H: 1 LOB: 1 BB: 0 P: 13	R: 0 E: 0 K: 0 S: 8	H: 1 LOB: 0 BB: 0 P: 11	R: 0 E: 0 K: 1 S: 9	H: 0 LOB: 0 BB: 0 P: 11	R: 1 E: 0 K: 3 S: 15	H: 2 LOB: 1 BB: 0 P: 23	R: 0 E: 0 K: 1 S: 11	H: 0 LOB: 0 BB: 0 P: 16	R: 0 E: 0 K: 3 S: 11	H: 0 LOB: 0 BB: 0 P: 14	R: 0 E: 1 K: 0 S: 7	H: 1 LOB: 1 BB: 0 P: 9	1B: 5 2B: 0 3B: 0 HR: 0	SF: 0 SAC: 1 DP: 1 HBP: 0	WP: 1 PB: 0 SB: 0 CS: 0	PA: 31
PITCHER	IP	WLS	BF	H	R	ER	SO	BB	IBB	HBP	BLK	WP	HR	S	P	ERA	WHIP					
53 James McDonald, R ERA: 2.37	7.0	W	24	4	1	1	10	0	0	0	0	1	0	77	106	1.29	0.571					
39 Jason Grilli, R ERA: 1.57	1.0	H	3	0	0	0	3	0	0	0	0	0	0	11	14	0.00	0.000					
52 Joel Hanrahan, R ERA: 2.38	1.0	S	4	1	0	0	0	0	0	0	0	0	0	7	9	0.00	1.000					

AB	30
R	1
H	5
RBI	1
BB	0
SO	13
LOB	6



Batter	1	2	3	4	5	6	7	8	9	AB	R	H	RBI	BB	SO	LOB	BOTTOM					
17 Drew Sutton, S OBP: 0.340, SLG: 0.467										4	0	1	0	0	1	2	San Francisco Giants @ Pittsburgh Pirates PNC Park, Pittsburgh, PA Sat Jul 07 2012, 4:07 PM - 6:58 PM EDT Att: 37,543 - Partly Cloudy - 97 F					
39 Jason Grilli, R ERA: 1.57										4	0	2	1	0	0	2						
52 Joel Hanrahan, R ERA: 2.38										4	1	1	0	0	0	2						
22 Andrew McCutchen, R OBP: 0.411, SLG: 0.605										4	1	1	0	0	0	2						
46 Garrett Jones, L OBP: 0.292, SLG: 0.514										4	0	0	0	0	1	3						
14 Casey McGehee, R OBP: 0.320, SLG: 0.396										4	0	0	0	0	1	1						
24 Pedro Alvarez, L OBP: 0.309, SLG: 0.486										3	0	1	1	0	2	0						
55 Michael McKenry, R OBP: 0.328, SLG: 0.524										3	1	2	1	0	0	1						
12 Clint Barmes, R OBP: 0.223, SLG: 0.295										3	0	0	0	0	0	1						
53 James McDonald, L OBP: 0.194, SLG: 0.147										1	1	1	0	1	0	0						
62 Gorkys Hernández, R OBP: 0.150, SLG: 0.195										1	0	0	0	0	0	0						
34 Clay Hensley, R ERA: 3.73										1	0	0	0	0	0	0						
Inning Stats	R: 0 E: 0 K: 1 S: 10	H: 1 LOB: 1 BB: 0 P: 14	R: 0 E: 0 K: 1 S: 8	H: 1 LOB: 0 BB: 0 P: 13	R: 1 E: 0 K: 0 S: 11	H: 1 LOB: 1 BB: 1 P: 19	R: 1 E: 0 K: 2 S: 10	H: 1 LOB: 0 BB: 0 P: 14	R: 0 E: 0 K: 1 S: 7	H: 1 LOB: 0 BB: 0 P: 8	R: 1 E: 0 K: 0 S: 11	H: 2 LOB: 1 BB: 0 P: 19	R: 0 E: 0 K: 0 S: 9	H: 1 LOB: 1 BB: 0 P: 11	R: 0 E: 0 K: 0 S: 7	H: 0 LOB: 0 BB: 0 P: 9	R: 0 E: 0 K: 0 S: 7	H: 0 LOB: 0 BB: 0 P: 9	1B: 2 2B: 6 3B: 0 HR: 1	SF: 0 SAC: 0 DP: 1 HBP: 0	WP: 0 PB: 0 SB: 0 CS: 0	PA: 32
PITCHER	IP	WLS	BF	H	R	ER	SO	BB	IBB	HBP	BLK	WP	HR	S	P	ERA	WHIP					
32 Ryan Vogelsong, R ERA: 2.36	7.0	L	29	8	3	3	5	1	0	0	0	0	0	66	98	3.86	1.286					
34 Clay Hensley, R ERA: 3.73	1.0		3	0	0	0	0	0	0	0	0	0	0	7	9	0.00	0.000					



Batter	1	2	3	4	5	6	7	8	9	AB	R	H	RBI	BB	SO	LOB	TOP							
7 Grégor Blanco, L OBP: 0.337, SLG: 0.374 31 Brad Penny, R OBP: 0.389, SLG: 0.375	(1,9) (6,1) (7,7)																							
5 Ryan Theriot, R OBP: 0.310, SLG: 0.322	(1,4)																							
53 Melky Cabrera, S OBP: 0.391, SLG: 0.519 9 Brandon Belt, L OBP: 0.358, SLG: 0.418	(1,7) (7,3)																							
28 Buster Posey, R OBP: 0.362, SLG: 0.458 2 Emmanuel Burriss, S OBP: 0.273, SLG: 0.217	(1,3) (7,6)																							
48 Pablo Sandoval, S OBP: 0.362, SLG: 0.500	(1,5)																							
16 Angel Pagán, S OBP: 0.330, SLG: 0.407	(1,8)																							
29 Héctor Sánchez, S OBP: 0.264, SLG: 0.358	(1,2)																							
35 Brandon Crawford, L OBP: 0.287, SLG: 0.335 70 George Kontos, R (7,1)	(1,6) (7,1)																							
55 Tim Lincecum, L OBP: 0.200, SLG: 0.130 34 Clay Hensley, R (4,1) 41 Jeremy Affeldt, L (5,1) 12 Nate Schierholz, L OBP: 0.309, SLG: 0.388 (6,PH) (6,9)	(1,1) (4,1) (5,1) (6,PH) (6,9)																							
Inning Stats	R: 0 H: 1 E: 1 K: 1 S: 11	H: 1 LOB: 2 BB: 1 P: 20	R: 0 H: 0 E: 0 K: 0 S: 5	H: 0 LOB: 0 BB: 0 P: 11	R: 0 H: 0 E: 0 K: 1 S: 10	H: 0 LOB: 0 BB: 0 P: 15	R: 0 H: 0 E: 0 K: 1 S: 9	H: 0 LOB: 0 BB: 0 P: 13	R: 0 H: 0 E: 0 K: 1 S: 6	H: 0 LOB: 0 BB: 0 P: 9	R: 0 H: 1 E: 0 K: 1 S: 6	H: 1 LOB: 1 BB: 0 P: 9	R: 2 H: 2 E: 0 K: 1 S: 21	H: 2 LOB: 1 BB: 1 P: 31	R: 0 H: 0 E: 0 K: 1 S: 6	H: 0 LOB: 0 BB: 0 P: 10	R: 0 H: 0 E: 0 K: 1 S: 5	H: 0 LOB: 0 BB: 0 P: 7	1B: 2 2B: 1 3B: 0 HR: 1	SF: 0 SAC: 0 DP: 0 HBP: 0	WP: 0 PB: 0 SB: 0 CS: 0	PA: 33		
PITCHER	IP WLS BF ERA WHIP	IP WLS BF ERA WHIP	IP WLS BF ERA WHIP	IP WLS BF ERA WHIP	IP WLS BF ERA WHIP	IP WLS BF ERA WHIP	IP WLS BF ERA WHIP	IP WLS BF ERA WHIP	IP WLS BF ERA WHIP	IP WLS BF ERA WHIP	IP WLS BF ERA WHIP	IP WLS BF ERA WHIP	IP WLS BF ERA WHIP	IP WLS BF ERA WHIP	IP WLS BF ERA WHIP	IP WLS BF ERA WHIP	IP WLS BF ERA WHIP	IP WLS BF ERA WHIP	IP WLS BF ERA WHIP	IP WLS BF ERA WHIP	IP WLS BF ERA WHIP	IP WLS BF ERA WHIP	IP WLS BF ERA WHIP	
34 A.J. Burnett, R ERA: 3.88 32 Brad Lincoln, R ERA: 2.96	(1,1) (7,1)	6.1 W 25 2.84 0.947	2.2 W 8 0.00 0.000																					

San Francisco Giants @ Pittsburgh Pirates
PNC Park, Pittsburgh, PA
Sun Jul 08 2012, 1:39 PM - 4:41 PM EDT
Att: 28,954 - Cloudy - 82 F

AB	31
R	2
H	4
RBI	2
BB	2
SO	7
LOB	7



Batter	1	2	3	4	5	6	7	8	9	AB	R	H	RBI	BB	SO	LOB	BOTTOM							
17 Drew Sutton, S OBP: 0.324, SLG: 0.448	(1,7) (7,9)																							
18 Neil Walker, S OBP: 0.357, SLG: 0.417	(1,4)																							
22 Andrew McCutchen, R OBP: 0.414, SLG: 0.625	(1,8)																							
46 Garrett Jones, L OBP: 0.290, SLG: 0.507	(1,9) (7,3)																							
14 Casey McGehee, R OBP: 0.328, SLG: 0.408 62 Gorkys Hernández, R OBP: 0.163, SLG: 0.100	(1,3) (6,PH) (7,7)																							
24 Pedro Alvarez, L OBP: 0.307, SLG: 0.478	(1,5)																							
26 Rod Barajas, R OBP: 0.284, SLG: 0.378	(1,2)																							
12 Clint Barmes, R OBP: 0.227, SLG: 0.298 32 Brad Lincoln, L OBP: 0.200, SLG: 0.200	(1,6) (7,1)																							
34 A.J. Burnett, R OBP: 0.138, SLG: 0.074 69 Jordy Mercer, R OBP: 0.200, SLG: 0.077	(1,1) (7,6)																							
Inning Stats	R: 2 H: 2 E: 0 K: 1 S: 12	H: 2 LOB: 0 BB: 0 P: 24	R: 0 H: 1 E: 0 K: 0 S: 10	H: 1 LOB: 1 BB: 0 P: 11	R: 1 H: 1 E: 0 K: 2 S: 10	H: 1 LOB: 0 BB: 0 P: 12	R: 3 H: 4 E: 0 K: 1 S: 14	H: 4 LOB: 2 BB: 1 P: 25	R: 1 H: 3 E: 0 K: 0 S: 16	H: 3 LOB: 2 BB: 0 P: 23	R: 3 H: 3 E: 1 K: 1 S: 15	H: 3 LOB: 2 BB: 0 P: 23	R: 2 H: 2 E: 0 K: 2 S: 11	H: 2 LOB: 0 BB: 0 P: 16	R: 1 H: 1 E: 1 K: 0 S: 14	H: 1 LOB: 1 BB: 1 P: 22	1B: 11 2B: 3 3B: 0 HR: 3	SF: 1 SAC: 0 DP: 0 HBP: 1	WP: 2 PB: 0 SB: 0 CS: 0	PA: 45				
PITCHER	IP WLS BF ERA WHIP	IP WLS BF ERA WHIP	IP WLS BF ERA WHIP	IP WLS BF ERA WHIP	IP WLS BF ERA WHIP	IP WLS BF ERA WHIP	IP WLS BF ERA WHIP	IP WLS BF ERA WHIP	IP WLS BF ERA WHIP	IP WLS BF ERA WHIP	IP WLS BF ERA WHIP	IP WLS BF ERA WHIP	IP WLS BF ERA WHIP	IP WLS BF ERA WHIP	IP WLS BF ERA WHIP	IP WLS BF ERA WHIP	IP WLS BF ERA WHIP	IP WLS BF ERA WHIP	IP WLS BF ERA WHIP	IP WLS BF ERA WHIP	IP WLS BF ERA WHIP	IP WLS BF ERA WHIP	IP WLS BF ERA WHIP	
55 Tim Lincecum, R ERA: 6.42 34 Clay Hensley, R ERA: 3.66 41 Jeremy Affeldt, L ERA: 2.9 31 Brad Penny, R ERA: 2.84 70 George Kontos, R ERA: 2.57	(1,1) (4,1) (5,1) (6,1) (7,1)	3.1 L 18 6.42 2.400	0.2 L 3 0.00 1.500	1.0 L 6 9.00 3.000	1.0 L 8 18.00 3.000	2.0 L 10 9.00 2.000																		

San Francisco Giants @ Pittsburgh Pirates
PNC Park, Pittsburgh, PA
Sun Jul 08 2012, 1:39 PM - 4:41 PM EDT
Att: 28,954 - Cloudy - 82 F

AB	41
R	13
H	17
RBI	11
BB	2
SO	8
LOB	17



Batter	1	2	3	4	5	6	7	8	9	AB	R	H	RBI	BB	SO	LOB	TOP										
17 Drew Sutton, S OBP: 0.327, SLG: 0.465	G1-3		46 E 2B	18 HR 2B		K			G4-3	5	1	2	1	0	1	0											
18 Neil Walker, S OBP: 0.377, SLG: 0.425	F8		K	22 HR BB					F7	4	1	1	3	1	1	2											
22 Andrew McCutchen, R OBP: 0.420, SLG: 0.636			46 E BB	G5-3						4	1	3	1	1	0	0											
46 Garrett Jones, L OBP: 0.288, SLG: 0.500	G3									5	0	1	0	0	1	5											
14 Casey McGehee, R OBP: 0.321, SLG: 0.398										5	0	0	0	0	4	6											
24 Pedro Alvarez, L OBP: 0.306, SLG: 0.486	G6-3									4	1	1	1	0	1	2											
26 Rod Barajas, R OBP: 0.299, SLG: 0.377	F8									3	1	1	0	1	1	0											
62 Gorkys Hernández, R OBP: 0.143, SLG: 0.100										0	0	0	0	0	0	0											
44 Tony Watson, L OBP: 0.143, SLG: 0.100										0	0	0	0	0	0	0											
12 Clint Barnes, R OBP: 0.228, SLG: 0.297										4	1	1	0	0	1	1											
53 James McDonald, L OBP: 0.211, SLG: 0.147										1	0	0	0	1	1	2											
48 Jared Hughes, R OBP: 0.276, SLG: 0.261										1	0	0	0	0	0	0											
65 Matt Hague, R OBP: 0.276, SLG: 0.261										0	0	0	0	0	0	0											
32 Brad Lincoln, R OBP: 0.276, SLG: 0.261										0	0	0	0	0	0	0											
55 Michael McKenry, R OBP: 0.325, SLG: 0.578										1	0	0	0	0	1	1											
Inning Stats	R: 0 E: 0 K: 0 S: 8	H: 1 LOB: 1 BB: 0 P: 12	R: 0 E: 0 K: 1 S: 9	H: 0 LOB: 0 BB: 0 P: 15	R: 1 E: 1 K: 1 S: 14	H: 1 LOB: 3 BB: 2 P: 28	R: 4 E: 0 K: 1 S: 17	H: 4 LOB: 0 BB: 0 P: 24	R: 1 E: 0 K: 3 S: 12	H: 1 LOB: 0 BB: 0 P: 18	R: 0 E: 0 K: 1 S: 9	H: 0 LOB: 0 BB: 0 P: 15	R: 0 E: 0 K: 2 S: 12	H: 1 LOB: 2 BB: 1 P: 23	R: 0 E: 0 K: 2 S: 11	H: 0 LOB: 1 BB: 1 P: 18	R: 1 E: 0 K: 1 S: 16	H: 2 LOB: 1 BB: 0 P: 25	1B: 5 2B: 2 3B: 0 HR: 3	SF: 0 SAC: 0 DP: 0 HBP: 0	WP: 0 PB: 0 SB: 0 CS: 0	PA: 41					
PITCHER	IP	WLS	BF	H	R	ER	SO	BB	IBB	HBP	BLK	WP	HR	S	P	ERA	WHIP										
13 Zack Greinke, R ERA: 3.57	5.0		25	7	6	5	6	2	0	0	0	0	2	60	97	9.00	1.800										
40 Jose Veras, R ERA: 4.5	1.0		3	0	0	0	1	0	0	0	0	0	0	9	15	0.00	0.000										
26 Manny Parra, L ERA: 4.28	1.0		5	1	0	0	2	1	0	0	0	0	0	12	23	0.00	2.000										
57 Francisco Rodríguez, R ERA: 3.86	1.0	W	3	0	0	0	2	1	0	0	0	0	0	11	18	0.00	1.000										
59 John Axford, R ERA: 4.84	1.0		5	2	1	1	1	0	0	0	0	0	1	16	25	9.00	2.000										

Pittsburgh Pirates @ Milwaukee Brewers
Miller Park, Milwaukee, WI
Fri Jul 13 2012, 7:10 PM - 11:01 PM CDT
Att: 35,025 - Partly Cloudy - 83 F

AB	37
R	7
H	10
RBI	6
BB	4
SO	12
LOB	19



Batter	1	2	3	4	5	6	7	8	9	AB	R	H	RBI	BB	SO	LOB	BOTTOM										
7 Norichika Aoki, L OBP: 0.369, SLG: 0.444	P6		2 FC4-6 BB	2 FC6-4 BB		K			G6-3	3	0	0	0	2	1	3											
2 Nyjer Morgan, L OBP: 0.297, SLG: 0.276	G3		8 BB	8 BB						3	0	0	0	0	0	4											
27 Carlos Gómez, R OBP: 0.278, SLG: 0.421										1	0	0	0	0	0	0											
8 Ryan Braun, R OBP: 0.399, SLG: 0.624										4	3	4	3	1	0	0											
16 Aramis Ramirez, R OBP: 0.347, SLG: 0.472										4	2	1	0	1	0	5											
1 Corey Hart, R OBP: 0.320, SLG: 0.500										5	1	3	0	0	2	2											
23 Rickie Weeks Jr., R OBP: 0.318, SLG: 0.347										3	2	1	1	2	0	2											
21 Cody Ransom, R OBP: 0.309, SLG: 0.415										5	1	1	4	0	1	3											
12 Martín Maldonado, R OBP: 0.323, SLG: 0.409										5	1	4	0	0	0	0											
13 Zack Greinke, R OBP: 0.188, SLG: 0.290										1	0	0	0	0	0	1											
45 Travis Ishikawa, L OBP: 0.318, SLG: 0.474										1	0	1	1	0	0	0											
40 Jose Veras, R ERA: 2.09										0	0	0	0	0	0	0											
26 Manny Parra, L ERA: 3.04										1	0	0	0	0	0	1											
14 Jeff Bianchi, R ERA: 5.0										0	0	0	0	0	0	0											
57 Francisco Rodríguez, R ERA: 3.86										0	0	0	0	0	0	0											
59 John Axford, R ERA: 4.84										0	0	0	0	0	0	0											
Inning Stats	R: 3 E: 1 K: 0 S: 22	H: 3 LOB: 1 BB: 1 P: 34	R: 0 E: 0 K: 0 S: 14	H: 1 LOB: 2 BB: 2 P: 25	R: 0 E: 0 K: 0 S: 6	H: 1 LOB: 0 BB: 0 P: 9	R: 1 E: 0 K: 0 S: 10	H: 2 LOB: 2 BB: 1 P: 21	R: 1 E: 0 K: 3 S: 15	H: 2 LOB: 1 BB: 1 P: 26	R: 0 E: 0 K: 1 S: 10	H: 1 LOB: 1 BB: 0 P: 20	R: 4 E: 0 K: 1 S: 21	H: 3 LOB: 0 BB: 1 P: 35	1B: 11 2B: 1 3B: 0 HR: 3	SF: 0 SAC: 1 DP: 1 HBP: 1	WP: 0 PB: 0 SB: 3 CS: 1	PA: 44									
PITCHER	IP	WLS	BF	H	R	ER	SO	BB	IBB	HBP	BLK	WP	HR	S	P	ERA	WHIP										
53 James McDonald, R ERA: 2.59	4.2		26	8	5	4	2	5	0	0	0	0	0	63	109	7.71	2.786										
48 Jared Hughes, R ERA: 2.09	0.1		2	1	0	0	1	0	0	0	0	0	0	4	6	0.00	3.000										
32 Brad Lincoln, R ERA: 3.04	2.0	B	9	3	1	1	1	0	0	1	0	0	1	25	48	4.50	1.500										
44 Tony Watson, L ERA: 5.0	1.0	L	7	3	4	4	1	0	1	0	0	0	1	21	35	36.00	3.000										

Pittsburgh Pirates @ Milwaukee Brewers
Miller Park, Milwaukee, WI
Fri Jul 13 2012, 7:10 PM - 11:01 PM CDT
Att: 35,025 - Partly Cloudy - 83 F

AB	36
R	10
H	15
RBI	9
BB	6
SO	5
LOB	21



Batter	1	2	3	4	5	6	7	8	9	AB	R	H	RBI	BB	SO	LOB	TOP										
17 Drew Sutton, S OBP: 0.310, SLG: 0.431										4	0	0	0	0	2	1											
18 Neil Walker, S OBP: 0.359, SLG: 0.424										4	0	1	0	0	2	1											
22 Andrew McCutchen, R OBP: 0.423, SLG: 0.651										4	1	3	1	0	0	1											
46 Garrett Jones, L OBP: 0.288, SLG: 0.493										4	0	0	0	0	3	3											
14 Casey McGehee, R OBP: 0.321, SLG: 0.409										4	0	0	0	0	1	1											
24 Pedro Alvarez, L OBP: 0.299, SLG: 0.474										3	0	0	0	0	3	0											
26 Rod Barajas, R OBP: 0.287, SLG: 0.371										3	0	0	0	0	2	0											
69 Jordy Mercer, R OBP: 0.222, SLG: 0.188										3	0	1	0	0	2	0											
34 A.J. Burnett, R OBP: 0.129, SLG: 0.069										2	0	0	0	0	2	1											
5 Josh Harrison, R OBP: 0.286, SLG: 0.382										1	0	0	0	0	0	0											
37 Juan Cruz, R										0	0	0	0	0	0	0											
Inning Stats	R: 0 E: 0 K: 2 S: 11	H: 1 LOB: 1 BB: 0 P: 18	R: 0 E: 0 K: 2 S: 10	H: 0 LOB: 0 BB: 0 P: 16	R: 0 E: 0 K: 2 S: 8	H: 1 LOB: 1 BB: 0 P: 11	R: 1 E: 0 K: 2 S: 10	H: 1 LOB: 0 BB: 0 P: 17	R: 0 E: 0 K: 1 S: 10	H: 0 LOB: 0 BB: 0 P: 14	R: 0 E: 0 K: 1 S: 10	H: 0 LOB: 0 BB: 0 P: 16	R: 0 E: 0 K: 3 S: 9	H: 0 LOB: 0 BB: 0 P: 12	R: 0 E: 0 K: 1 S: 9	H: 1 LOB: 1 BB: 0 P: 12	1B: 3 2B: 1 3B: 0 HR: 1	SF: 0 SAC: 0 DP: 0 HBP: 0	WP: 0 PB: 0 SB: 0 CS: 0	PA: 32							
PITCHER	IP	WLS	BF	H	R	ER	SO	BB	IBB	HBP	BLK	WP	HR	S	P	ERA	WHIP										
49 Yovani Gallardo, R ERA: 3.99	7.0	W	25	4	1	1	14	0	0	0	0	0	1	71	108	1.29	0.571										
57 Francisco Rodríguez, R ERA: 3.76	1.0	H	3	0	0	0	2	0	0	0	0	0	0	9	12	0.00	0.000										
59 John Axford, R ERA: 4.71	1.0	S	4	1	0	0	1	0	0	0	0	0	0	9	12	0.00	1.000										

Pittsburgh Pirates @ Milwaukee Brewers
Miller Park, Milwaukee, WI
Sun Jul 15 2012, 1:13 PM - 3:45 PM CDT
Att: 35,430 - Partly Cloudy - 85 F

AB 32
R 1
H 5
RBI 1
BB 0
SO 17
LOB 8

Batter	1	2	3	4	5	6	7	8	9	AB	R	H	RBI	BB	SO	LOB	BOTTOM											
7 Norichika Aoki, L OBP: 0.368, SLG: 0.442										4	0	1	0	0	1	1												
2 Nyjer Morgan, L OBP: 0.300, SLG: 0.277										3	1	1	0	0	1	0												
27 Carlos Gómez, R OBP: 0.278, SLG: 0.421										0	0	0	0	0	0	0												
8 Ryan Braun, R OBP: 0.399, SLG: 0.615										4	1	1	0	0	1	1												
16 Aramis Ramirez, R OBP: 0.345, SLG: 0.470										4	1	1	1	0	1	1												
1 Corey Hart, R OBP: 0.321, SLG: 0.505										4	0	1	0	0	1	1												
23 Rickie Weeks Jr., R OBP: 0.317, SLG: 0.345										3	1	1	1	1	1	1												
12 Martín Maldonado, R OBP: 0.333, SLG: 0.431										4	0	3	1	0	0	1												
14 Jeff Bianchi, R										3	0	0	0	0	0	4												
49 Yovani Gallardo, R ERA: 3.78	7.0	L	30	4	4	4	7	0	0	0	0	0	0	0	0	14												
57 Francisco Rodríguez, R ERA: 3.78	1.0	L	4	0	0	0	0	1	0	0	0	0	0	0	0	0												
59 John Axford, R ERA: 2.67	1.0	L	4	0	0	0	0	1	0	0	0	0	0	0	0	0												
Inning Stats	R: 0 E: 0 K: 2 S: 9	H: 1 LOB: 1 BB: 0 P: 11	R: 0 E: 0 K: 0 S: 7	H: 2 LOB: 2 BB: 0 P: 10	R: 0 E: 0 K: 1 S: 8	H: 0 LOB: 0 BB: 0 P: 11	R: 0 E: 0 K: 1 S: 5	H: 0 LOB: 0 BB: 0 P: 7	R: 0 E: 0 K: 1 S: 8	H: 1 LOB: 1 BB: 0 P: 15	R: 4 E: 1 K: 1 S: 13	H: 5 LOB: 1 BB: 0 P: 20	R: 0 E: 0 K: 1 S: 5	H: 0 LOB: 0 BB: 0 P: 8	R: 0 E: 0 K: 0 S: 9	H: 0 LOB: 1 BB: 1 P: 21	1B: 5 2B: 4 3B: 0 HR: 0	SF: 0 SAC: 1 DP: 0 HBP: 0	WP: 0 PB: 0 SB: 1 CS: 0	PA: 34								
PITCHER	IP	WLS	BF	H	R	ER	SO	BB	IBB	HBP	BLK	WP	HR	S	P	ERA	WHIP											
34 A.J. Burnett, R ERA: 3.78	7.0	L	30	4	4	4	7	0	0	0	0	0	0	0	0	14	1.286											
37 Juan Cruz, R ERA: 2.67	1.0	L	4	0	0	0	0	1	0	0	0	0	0	0	0	0	0.00	1.000										

Pittsburgh Pirates @ Milwaukee Brewers
Miller Park, Milwaukee, WI
Sun Jul 15 2012, 1:13 PM - 3:45 PM CDT
Att: 35,430 - Partly Cloudy - 85 F

AB 32
R 4
H 9
RBI 3
BB 1
SO 7
LOB 14

Batter	1	2	3	4	5	6	7	8	9	AB	R	H	RBI	BB	SO	LOB	TOP					
7 Alex Presley, L (1, 7) OBP: 0.275, SLG: 0.393										4	0	1	0	0	1	2	Pittsburgh Pirates @ Colorado Rockies Coors Field, Denver, CO Mon Jul 16 2012, 6:42 PM - 10:26 PM MDT Att: 36,907 - Cloudy - 68 F					
5 Josh Harrison, R (1, 9) OBP: 0.279, SLG: 0.373										3	0	0	0	0	0	1						
17 Drew Sutton, S (8, PH) OBP: 0.308, SLG: 0.427										1	0	0	0	0	0	0						
22 Andrew McCutchen, R (1, 8) OBP: 0.424, SLG: 0.649										4	1	2	0	0	0	1						
14 Casey McGehee, R (1, 3) OBP: 0.320, SLG: 0.406										4	0	1	0	0	0	3						
18 Neil Walker, S (1, 4) OBP: 0.364, SLG: 0.428										4	1	3	0	0	0	1						
24 Pedro Alvarez, L (1, 5) OBP: 0.301, SLG: 0.483										3	2	1	3	1	0	2						
26 Rod Barajas, R (1, 2) OBP: 0.286, SLG: 0.368										4	0	1	0	0	0	3						
69 Jordy Mercer, R (9, PR) OBP: 0.222, SLG: 0.188										0	0	0	0	0	0	0						
39 Jason Grilli, R (9, 1) OBP: 0.222, SLG: 0.188										0	0	0	0	0	0	0						
12 Clint Barmes, R (1, 6) OBP: 0.228, SLG: 0.296										4	0	1	0	0	0	1						
Jeff Karstens, R (1, 1) OBP: 0.143, SLG: 0.143										2	0	1	1	0	0	0						
62 Gorkys Hernández, R (8, PH) OBP: 0.130, SLG: 0.091										1	0	0	0	0	0	0						
44 Tony Watson, L (8, 1) OBP: 0.130, SLG: 0.091										0	0	0	0	0	0	0						
55 Michael McKenry, R (9, 2) OBP: 0.323, SLG: 0.505										0	0	0	0	0	0	0						
Inning Stats	R: 0 E: 0 K: 0 S: 12	H: 1 LOB: 1 BB: 0 P: 21	R: 0 E: 0 K: 0 S: 5	H: 1 LOB: 0 BB: 0 P: 11	R: 0 E: 0 K: 0 S: 5	H: 0 LOB: 0 BB: 0 P: 9	R: 0 E: 0 K: 0 S: 6	H: 1 LOB: 0 BB: 0 P: 10	R: 1 E: 0 K: 1 S: 14	H: 3 LOB: 2 BB: 0 P: 21	R: 0 E: 0 K: 0 S: 8	H: 1 LOB: 1 BB: 0 P: 11	R: 0 E: 0 K: 0 S: 10	H: 0 LOB: 0 BB: 1 P: 16	R: 0 E: 0 K: 0 S: 6	H: 0 LOB: 0 BB: 0 P: 10	R: 3 E: 0 K: 0 S: 10	H: 4 LOB: 1 BB: 0 P: 15	1B: 10 2B: 0 3B: 0 HR: 1	SF: 0 SAC: 0 DP: 2 HBP: 0	WP: 0 PB: 1 CS: 0	PA: 35
PITCHER	IP WLS BF H R ER SO BB IBB HBP BLK WP HR S P ERA WHIP																					
26 Jeff Francis, L (1, 1) ERA: 4.78	5.0	19	6	1	1	1	0	0	0	0	0	0	0	0	42	72	1.80	1.200				
30 Josh Roenicke, R (8, 1) ERA: 2.33	3.0	10	1	0	0	0	1	0	0	0	0	0	0	24	37	0.00	0.667					
63 Rafael Betancourt, R (9, 1) ERA: 3.27	0.1	3	2	2	2	0	0	0	0	0	0	0	0	4	6	54.00	6.000					
49 Rex Brothers, L (9, 1) ERA: 3.93	0.2	3	2	1	1	0	0	0	0	0	0	0	1	6	9	13.50	3.000					

Batter	1	2	3	4	5	6	7	8	9	AB	R	H	RBI	BB	SO	LOB	BOTTOM			
Dexter Fowler, S (1, 8) OBP: 0.384, SLG: 0.532										4	0	1	1	0	1	1	Pittsburgh Pirates @ Colorado Rockies Coors Field, Denver, CO Mon Jul 16 2012, 6:42 PM - 10:26 PM MDT Att: 36,907 - Cloudy - 68 F			
19 Marco Scutaro, R (1, 4) OBP: 0.324, SLG: 0.367										4	0	1	1	0	0	1				
22 Jordan Pacheco, R (1, 5) OBP: 0.335, SLG: 0.386										4	0	0	0	0	0	1				
5 Carlos González, L (1, 7) OBP: 0.389, SLG: 0.578										4	0	1	0	0	1	1				
3 Michael Cuddyer, R (1, 3) OBP: 0.313, SLG: 0.479										3	0	1	0	1	0	0				
21 Tyler Colvin, L (1, 9) OBP: 0.330, SLG: 0.600										3	1	0	0	1	2	3				
20 Wilin Rosario, R (1, 2) OBP: 0.292, SLG: 0.543										3	2	2	0	1	0	0				
14 Josh Rutledge, R (1, 6) OBP: 0.333, SLG: 0.333										4	1	1	1	0	1	3				
26 Jeff Francis, L (1, 1) ERA: 4.78										1	0	0	0	0	0	0				
1 Eric Young Jr., S (5, PH) OBP: 0.248, SLG: 0.292										1	1	2	0	0	0	0				
30 Josh Roenicke, R (8, 1) ERA: 2.33										1	0	0	0	0	1	0				
63 Rafael Betancourt, R (9, 1) ERA: 3.27										0	0	0	0	0	0	0				
49 Rex Brothers, L (9, 1) ERA: 3.93										0	0	0	0	0	0	0				
23 Jason Giambi, L (9, PH) OBP: 0.289, SLG: 0.339										1	0	1	0	0	0	0				
15 Jeremy Guthrie, R (9, PH) ERA: 2.04										0	0	0	0	0	0	0				
Inning Stats	R: 0 E: 0 K: 0 S: 10	H: 1 LOB: 2 BB: 1 P: 18	R: 0 E: 0 K: 1 S: 9	H: 0 LOB: 0 BB: 0 P: 14	R: 0 E: 0 K: 0 S: 4	H: 0 LOB: 0 BB: 0 P: 9	R: 4 E: 0 K: 0 S: 16	H: 4 LOB: 1 BB: 1 P: 24	R: 0 E: 0 K: 0 S: 8	H: 0 LOB: 0 BB: 0 P: 11	R: 0 E: 0 K: 1 S: 10	H: 0 LOB: 0 BB: 0 P: 12	R: 0 E: 0 K: 1 S: 13	H: 1 LOB: 2 BB: 1 P: 21	R: 1 E: 0 K: 1 S: 9	H: 2 LOB: 1 BB: 0 P: 14	1B: 7 2B: 3 3B: 0 HR: 0	SF: 1 SAC: 0 DP: 1 HBP: 0	WP: 1 PB: 0 CS: 0	PA: 37
PITCHER	IP WLS BF H R ER SO BB IBB HBP BLK WP HR S P ERA WHIP																			
Jeff Karstens, R (1, 1) ERA: 4.15	7.0	28	6	4	4	4	2	0	0	0	0	0	0	0	67	101	5.14	1.143		
44 Tony Watson, L (8, 1) ERA: 4.82	1.0	5	1	0	0	1	1	0	0	0	0	0	0	13	21	0.00	2.000			
39 Jason Grilli, R (9, 1) ERA: 2.04	0.2	4	2	1	1	1	0	0	0	0	0	0	0	9	14	13.50	3.000			



Batter	1	2	3	4	5	6	7	8	9	AB	R	H	RBI	BB	SO	LOB	TOP							
7 Alex Presley, L (1,7) OBP: 0.274, SLG: 0.388	G6-3		G6-4-3 1B		G4-3		G6-3		G4-3	5	0	1	1	0	0	1	Pittsburgh Pirates @ Colorado Rockies Coors Field, Denver, CO Tue Jul 17 2012, 6:41 PM - 10:02 PM MDT Att: 42,574 - Cloudy - 88 F							
17 Drew Sutton, S (1,9) OBP: 0.306, SLG: 0.421 62 Gorkys Hernández, R (7,9) OBP: 0.167, SLG: 0.091	G6-3		G6-4-3		G6-4-3 1B		F8		HBP	4	1	1	1	0	0	1								
22 Andrew McCutchen, R (1,8) OBP: 0.426, SLG: 0.657	G5-3				HR				FC1	4	2	2	1	1	0	1								
14 Casey McGehee, R (1,3) OBP: 0.318, SLG: 0.402			F9		F9				F8	5	0	1	1	0	1	3								
18 Neil Walker, S (1,4) OBP: 0.370, SLG: 0.430			F9		F9					3	1	2	0	2	0	0								
24 Pedro Alvarez, L (1,5) OBP: 0.296, SLG: 0.474			P6		K				K	5	0	0	0	0	3	7								
55 Michael McKenry, R (1,2) OBP: 0.289, SLG: 0.518										3	1	2	1	1	0	0								
12 Clint Barmes, R (1,6) OBP: 0.229, SLG: 0.292			G1-3							3	1	0	0	1	0	3								
45 Erik Bedard, L (1,1) OBP: 0.077, SLG: 0.077 48 Jared Hughes, R (7,1) OBP: 0.267, SLG: 0.054 46 Garrett Jones, L (8,PH) OBP: 0.167, SLG: 0.054 30 Chris Resop, R (8,1) OBP: 0.167, SLG: 0.054 37 Juan Cruz, R (9,1) OBP: 0.167, SLG: 0.054 52 Joel Hanrahan, R (9,1) OBP: 0.167, SLG: 0.054			K						G3	2	0	0	0	0	1	0								
Inning Stats	R: 0 E: 0 K: 0 S: 5	H: 0 LOB: 0 BB: 0 P: 6	R: 0 E: 0 K: 0 S: 13	H: 1 LOB: 2 BB: 1 P: 23	R: 0 E: 0 K: 1 S: 9	H: 1 LOB: 0 BB: 0 P: 14	R: 1 E: 0 K: 1 S: 11	H: 1 LOB: 0 BB: 0 P: 18	R: 4 E: 0 K: 1 S: 18	H: 4 LOB: 2 BB: 2 P: 29	R: 0 E: 0 K: 0 S: 6	H: 0 LOB: 0 BB: 0 P: 10	R: 0 E: 0 K: 1 S: 10	H: 0 LOB: 1 BB: 1 P: 16	R: 1 E: 0 K: 1 S: 11	H: 2 LOB: 1 BB: 0 P: 17		R: 0 E: 1 K: 0 S: 8	H: 0 LOB: 3 BB: 1 P: 18	1B: 7 2B: 1 3B: 0 HR: 1	SF: 0 SAC: 1 DP: 1 HBP: 1	WP: 1 PB: 1 SB: 0 CS: 0	PA: 42	
PITCHER	IP WLS BF H R ER SO BB IBB HBP BLK WP HR S P ERA WHIP	IP WLS BF H R ER SO BB IBB HBP BLK WP HR S P ERA WHIP	IP WLS BF H R ER SO BB IBB HBP BLK WP HR S P ERA WHIP	IP WLS BF H R ER SO BB IBB HBP BLK WP HR S P ERA WHIP	IP WLS BF H R ER SO BB IBB HBP BLK WP HR S P ERA WHIP	IP WLS BF H R ER SO BB IBB HBP BLK WP HR S P ERA WHIP	IP WLS BF H R ER SO BB IBB HBP BLK WP HR S P ERA WHIP	IP WLS BF H R ER SO BB IBB HBP BLK WP HR S P ERA WHIP	IP WLS BF H R ER SO BB IBB HBP BLK WP HR S P ERA WHIP	IP WLS BF H R ER SO BB IBB HBP BLK WP HR S P ERA WHIP	IP WLS BF H R ER SO BB IBB HBP BLK WP HR S P ERA WHIP	IP WLS BF H R ER SO BB IBB HBP BLK WP HR S P ERA WHIP	IP WLS BF H R ER SO BB IBB HBP BLK WP HR S P ERA WHIP	IP WLS BF H R ER SO BB IBB HBP BLK WP HR S P ERA WHIP	IP WLS BF H R ER SO BB IBB HBP BLK WP HR S P ERA WHIP	IP WLS BF H R ER SO BB IBB HBP BLK WP HR S P ERA WHIP	IP WLS BF H R ER SO BB IBB HBP BLK WP HR S P ERA WHIP	IP WLS BF H R ER SO BB IBB HBP BLK WP HR S P ERA WHIP	IP WLS BF H R ER SO BB IBB HBP BLK WP HR S P ERA WHIP	IP WLS BF H R ER SO BB IBB HBP BLK WP HR S P ERA WHIP	IP WLS BF H R ER SO BB IBB HBP BLK WP HR S P ERA WHIP	IP WLS BF H R ER SO BB IBB HBP BLK WP HR S P ERA WHIP	IP WLS BF H R ER SO BB IBB HBP BLK WP HR S P ERA WHIP	IP WLS BF H R ER SO BB IBB HBP BLK WP HR S P ERA WHIP

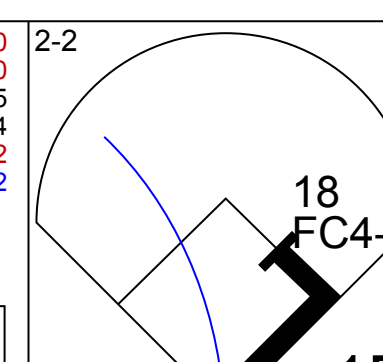
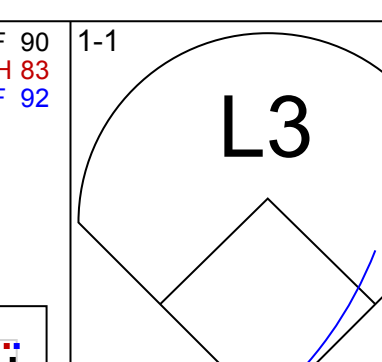
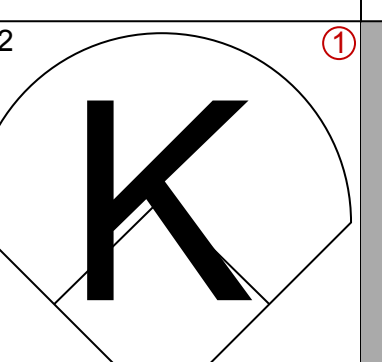
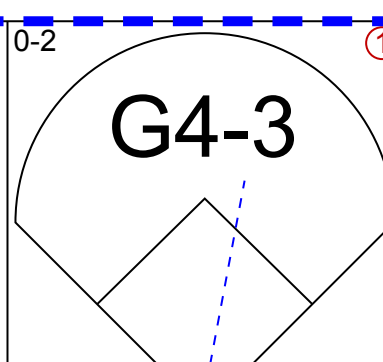
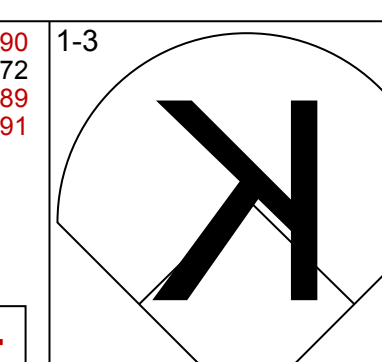
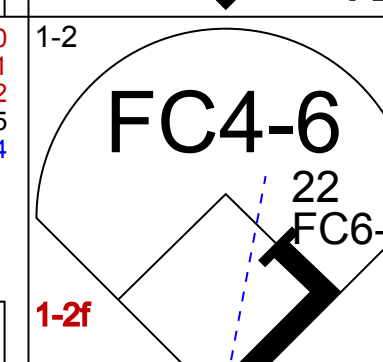
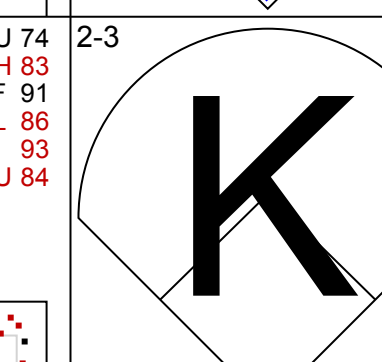
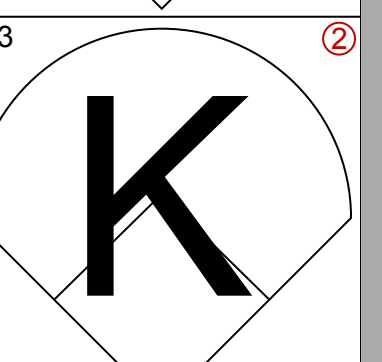
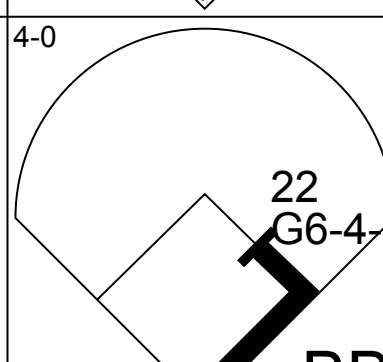

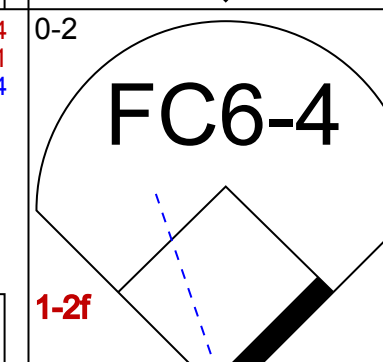
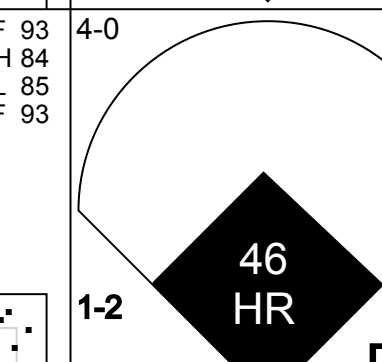
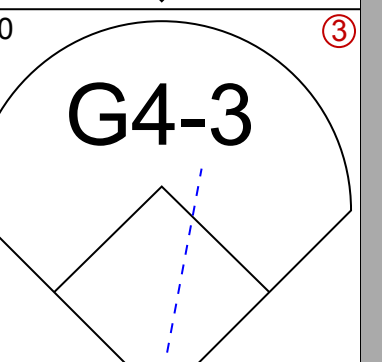
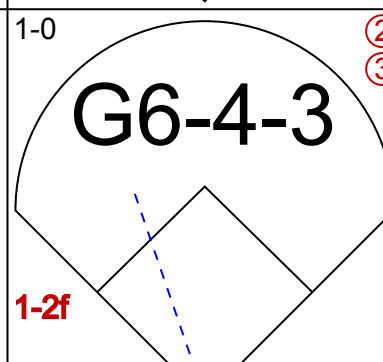

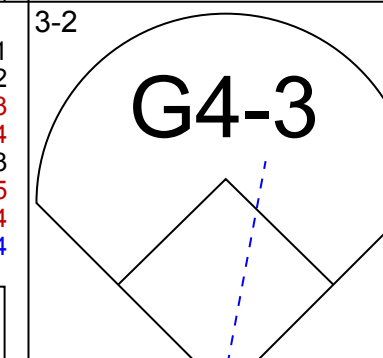
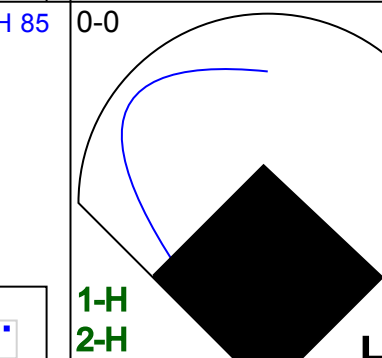
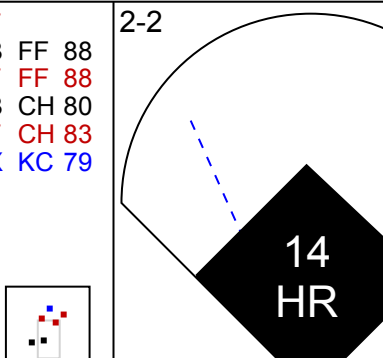


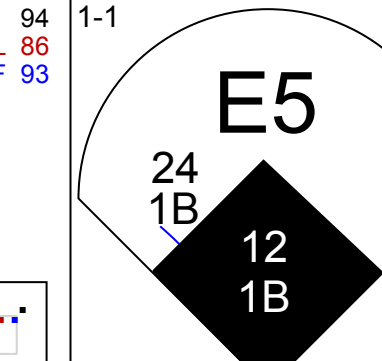
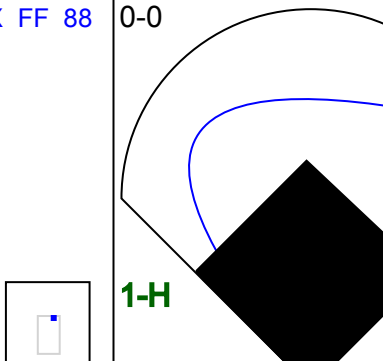


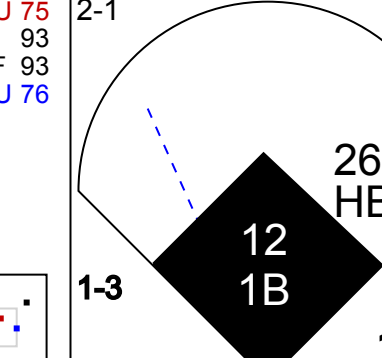
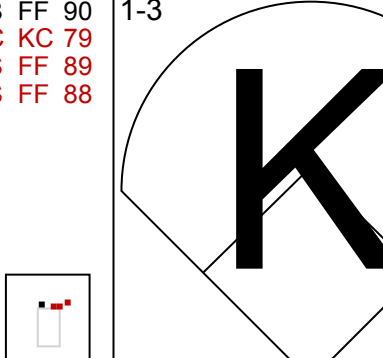


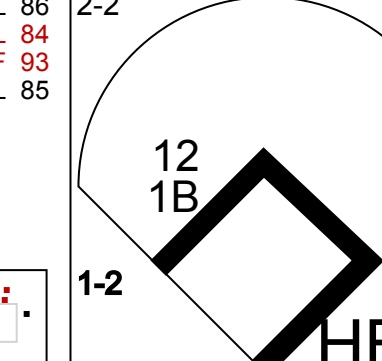
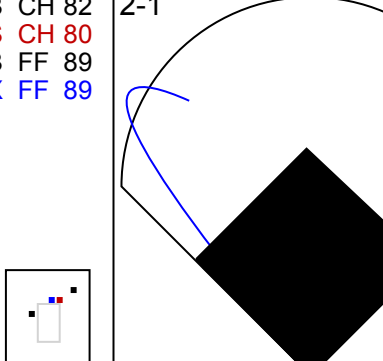
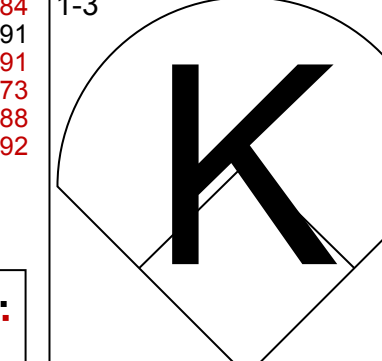

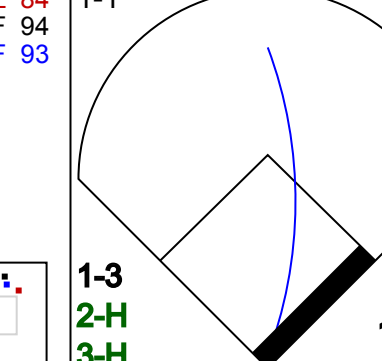
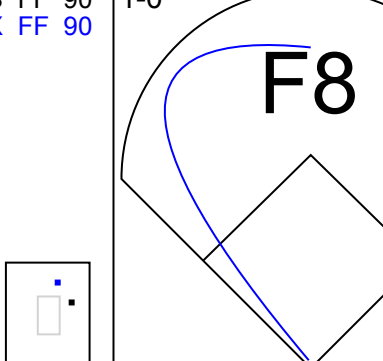
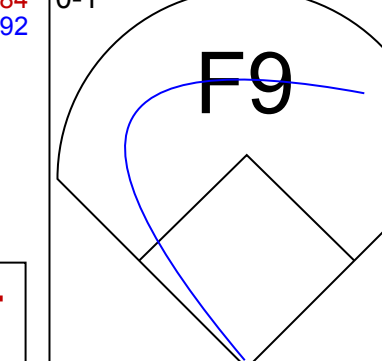

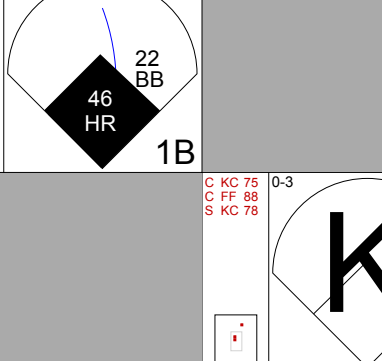
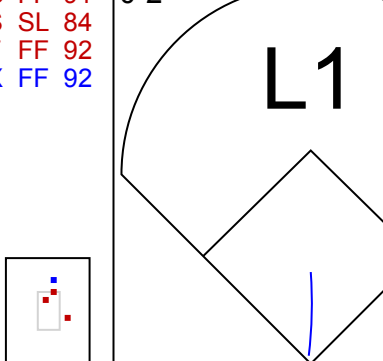
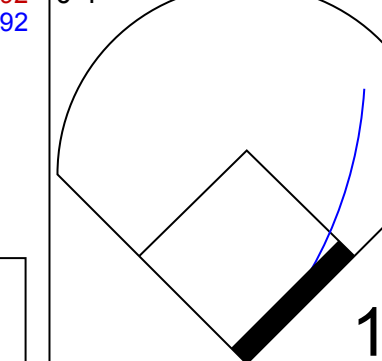
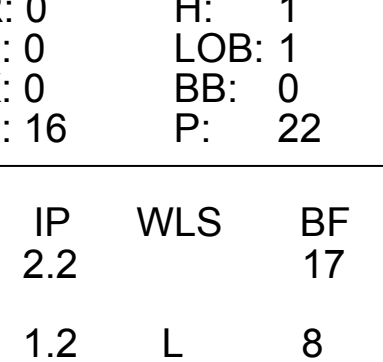
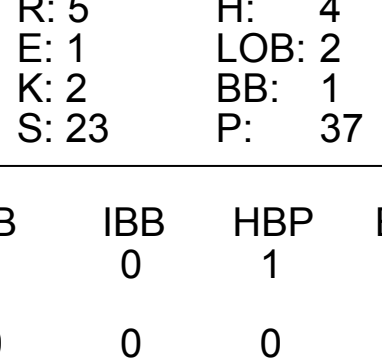
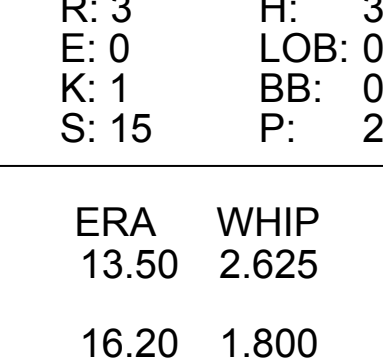
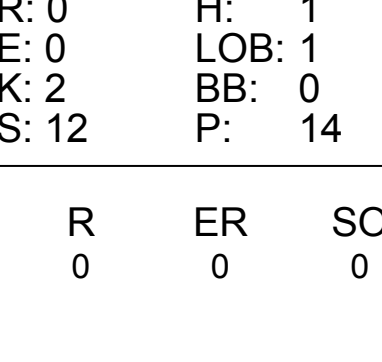




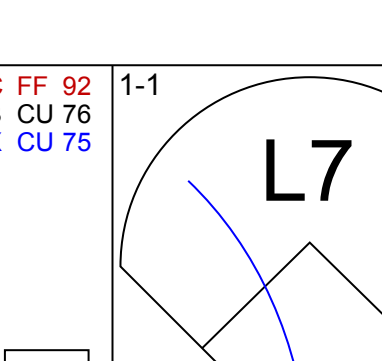
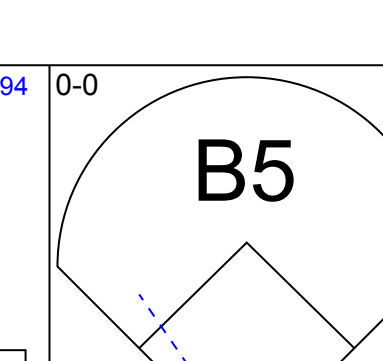

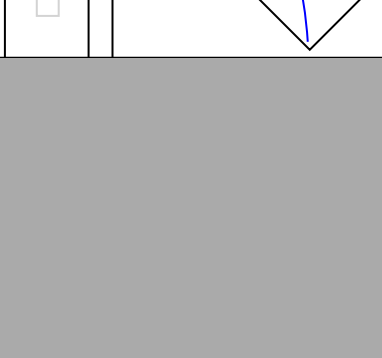
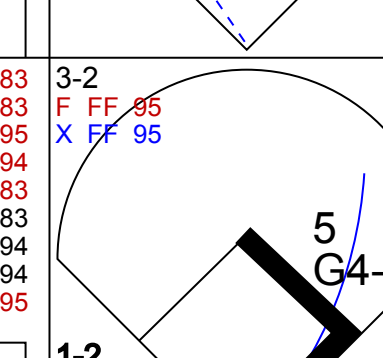


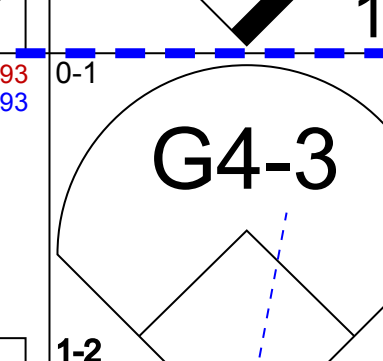


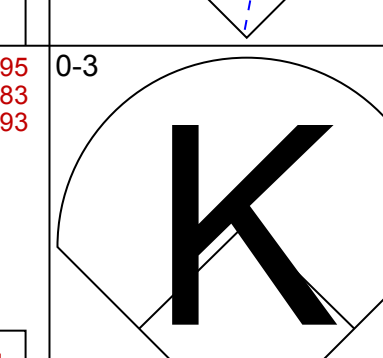
AB	35
R	6
H	9
RBI	5
BB	5
SO	5
LOB	17



Batter	1	2	3	4	5	6	7	8	9	AB	R	H	RBI	BB	SO	LOB	BOTTOM							
1 Eric Young Jr., S (1,9) OBP: 0.346, SLG: 0.337	G6-3		K		K		G6-3		G6-3	5	0	0	0	0	2	2	Pittsburgh Pirates @ Colorado Rockies Coors Field, Denver, CO Tue Jul 17 2012, 6:41 PM - 10:02 PM MDT Att: 42,574 - Cloudy - 88 F							
19 Marco Scutaro, R (1,4) OBP: 0.325, SLG: 0.367	F8		G4-6-3 1B		F8		BB		F8	5	1	2	0	0	0	1								
Dexter Fowler, S (1,8) OBP: 0.391, SLG: 0.533							BB			3	0	2	0	2	0	0								
5 Carlos González, L (1,7) OBP: 0.395, SLG: 0.579							BB			3	0	2	0	2	0	2								
3 Michael Cuddyer, R (1,3) OBP: 0.314, SLG: 0.474							BB			3	0	0	0	2	0	4								
22 Jordan Pacheco, R (1,5) OBP: 0.333, SLG: 0.383 21 Tyler Colvin, L (9,PH) OBP: 0.329, SLG: 0.597										4	0	1	0	0	0	4								
20 Wilin Rosario, R (1,2) OBP: 0.291, SLG: 0.535										1	0	0	0	1	0	1								
14 Josh Rutledge, R (1,6) OBP: 0.316, SLG: 0.438										4	0	1	1	0	1	1								
53 Christian Friedrich, R (1,1) ERA: 4.55 51 Matt Reynolds, L (5,1) ERA: 3.32 37 Adam Ottavino, S (6,1) ERA: 4.78 47 Mike Ekstrom, R (8,1) ERA: 3.0 59 Carlos Torres, R (9,1) ERA: 2.61										2	0	1	0	0	1	1								
Inning Stats	R: 0 E: 0 K: 0 S: 11	H: 2 LOB: 3 BB: 1 P: 21	R: 0 E: 0 K: 2 S: 11	H: 1 LOB: 0 BB: 0 P: 13	R: 1 E: 1 K: 0 S: 7	H: 2 LOB: 1 BB: 0 P: 7	R: 1 E: 0 K: 2 S: 9	H: 1 LOB: 1 BB: 1 P: 15	R: 0 E: 0 K: 0 S: 8	H: 0 LOB: 0 BB: 0 P: 11	R: 0 E: 0 K: 0 S: 5	H: 0 LOB: 0 BB: 0 P: 7	R: 0 E: 0 K: 0 S: 12	H: 1 LOB: 2 BB: 2 P: 26	R: 0 E: 0 K: 0 S: 9	H: 1 LOB: 1 BB: 0 P: 13		R: 0 E: 0 K: 1 S: 11	H: 0 LOB: 3 BB: 3 P: 29	1B: 8 2B: 0 3B: 1 HR: 0	SF: 0 SAC: 0 DP: 2 HBP: 0	WP: 0 PB: 0 SB: 0 CS: 0	PA: 42	
PITCHER	IP WLS BF H R ER SO BB IBB HBP BLK WP HR S P ERA WHIP	IP WLS BF H R ER SO BB IBB HBP BLK WP HR S P ERA WHIP	IP WLS BF H R ER SO BB IBB HBP BLK WP HR S P ERA WHIP	IP WLS BF H R ER SO BB IBB HBP BLK WP HR S P ERA WHIP	IP WLS BF H R ER SO BB IBB HBP BLK WP HR S P ERA WHIP	IP WLS BF H R ER SO BB IBB HBP BLK WP HR S P ERA WHIP	IP WLS BF H R ER SO BB IBB HBP BLK WP HR S P ERA WHIP	IP WLS BF H R ER SO BB IBB HBP BLK WP HR S P ERA WHIP	IP WLS BF H R ER SO BB IBB HBP BLK WP HR S P ERA WHIP	IP WLS BF H R ER SO BB IBB HBP BLK WP HR S P ERA WHIP	IP WLS BF H R ER SO BB IBB HBP BLK WP HR S P ERA WHIP	IP WLS BF H R ER SO BB IBB HBP BLK WP HR S P ERA WHIP	IP WLS BF H R ER SO BB IBB HBP BLK WP HR S P ERA WHIP	IP WLS BF H R ER SO BB IBB HBP BLK WP HR S P ERA WHIP	IP WLS BF H R ER SO BB IBB HBP BLK WP HR S P ERA WHIP	IP WLS BF H R ER SO BB IBB HBP BLK WP HR S P ERA WHIP	IP WLS BF H R ER SO BB IBB HBP BLK WP HR S P ERA WHIP	IP WLS BF H R ER SO BB IBB HBP BLK WP HR S P ERA WHIP	IP WLS BF H R ER SO BB IBB HBP BLK WP HR S P ERA WHIP	IP WLS BF H R ER SO BB IBB HBP BLK WP HR S P ERA WHIP	IP WLS BF H R ER SO BB IBB HBP BLK WP HR S P ERA WHIP	IP WLS BF H R ER SO BB IBB HBP BLK WP HR S P ERA WHIP	IP WLS BF H R ER SO BB IBB HBP BLK WP HR S P ERA WHIP	IP WLS BF H R ER SO BB IBB HBP BLK WP HR S P ERA WHIP

AB	35
R	2
H	9
RBI	1
BB	7
SO	5
LOB	20

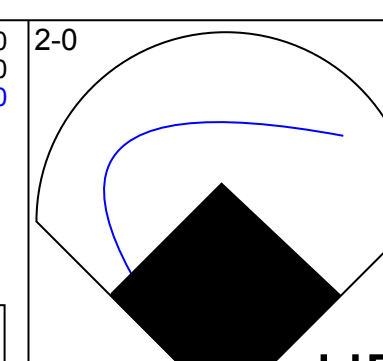

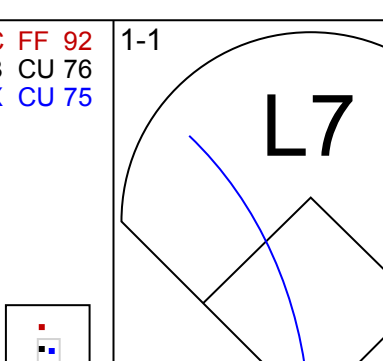
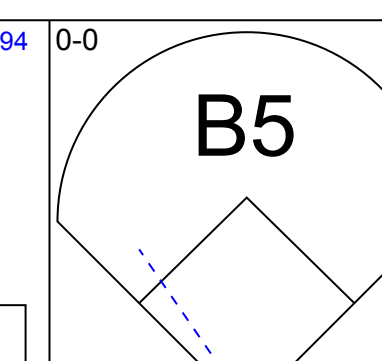
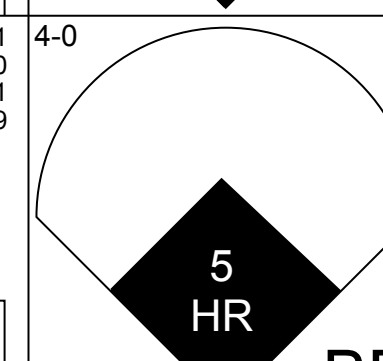


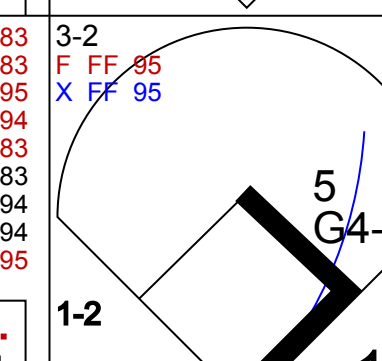
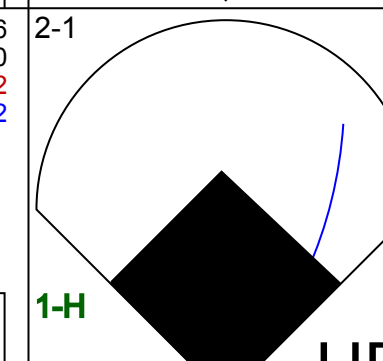


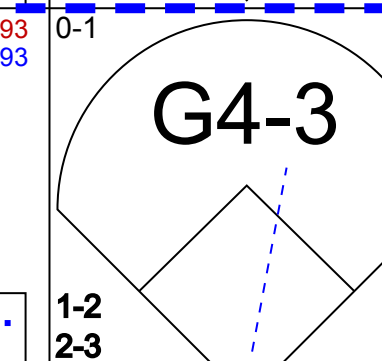
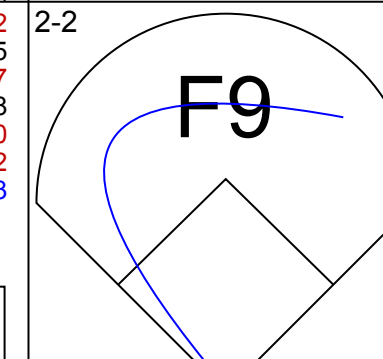


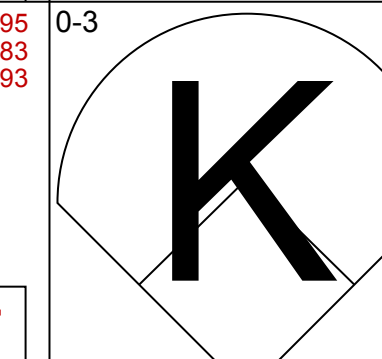
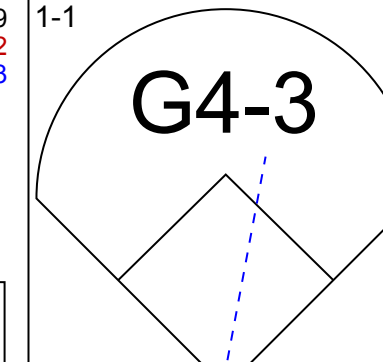



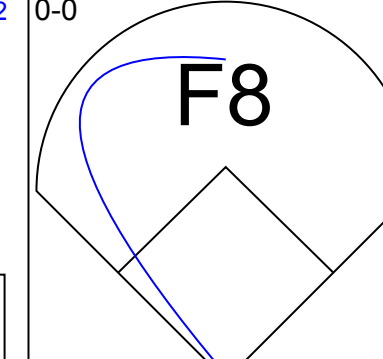
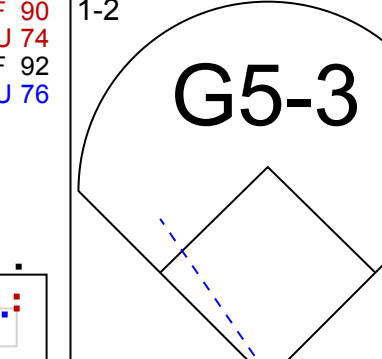



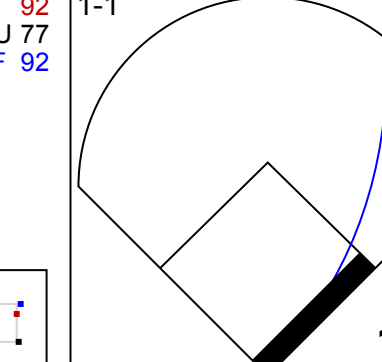
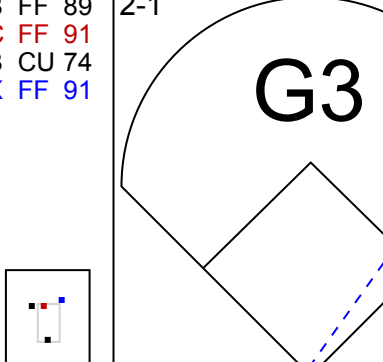


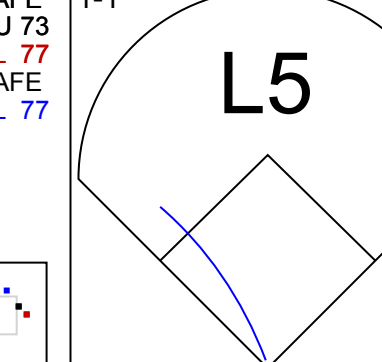
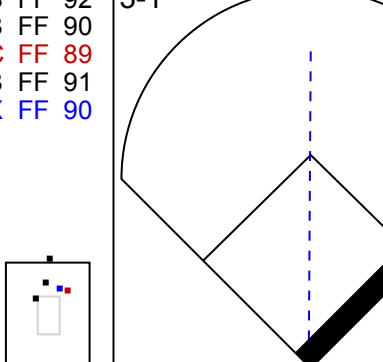

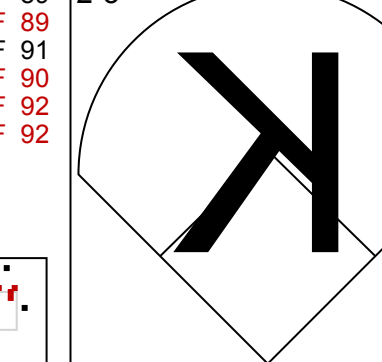
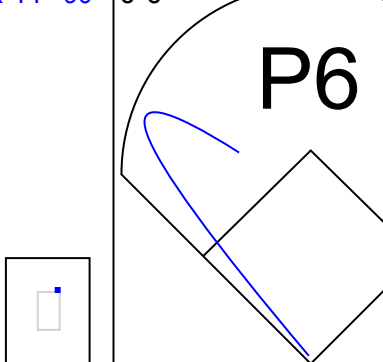
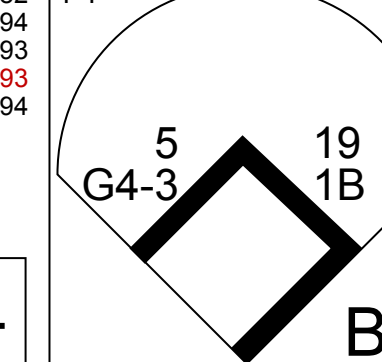
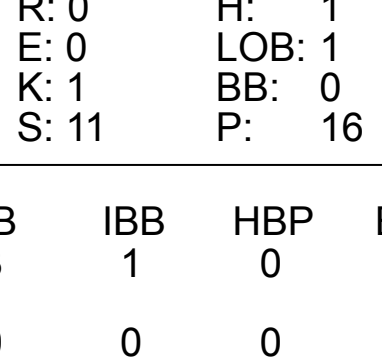
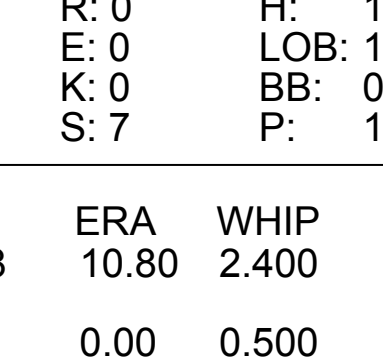
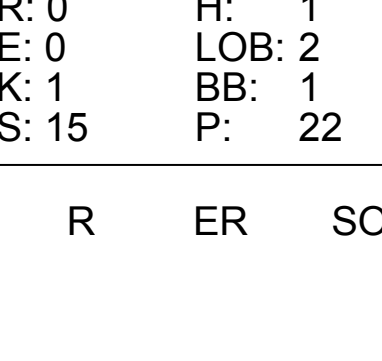


Batter	1	2	3	4	5	6	7	8	9	AB	R	H	RBI	BB	SO	LOB	TOP								
7 Alex Presley, L (1.7) OBP: 0.272, SLG: 0.384											5	0	1	0	0	2	2								
18 Neil Walker, S (1.4) OBP: 0.397, SLG: 0.425											4	0	0	0	1	2	2								
22 Andrew McCutchen, R (1.8) OBP: 0.423, SLG: 0.649											4	1	0	0	1	0	2								
46 Garrett Jones, L (1.9) OBP: 0.293, SLG: 0.511										5	2	3	3	0	1	1									
62 Corys Hernández, R (9. PR) OBP: 0.167, SLG: 0.091										5	2	1	2	0	1	1									
14 Casey McGehee, R (1.3) OBP: 0.315, SLG: 0.410										4	2	2	1	0	2	0									
24 Pedro Alvarez, L (1.5) OBP: 0.299, SLG: 0.486										4	2	2	1	0	2	0									
26 Rod Barajas, R (1.2) OBP: 0.290, SLG: 0.383										3	1	1	1	0	1	0									
12 Clint Barnes, R (1.6) OBP: 0.229, SLG: 0.292										4	0	1	2	0	0	0									
53 James McDonald, L (1.1) OBP: 0.220, SLG: 0.156										3	1	1	0	0	1	2									
32 Brad Lincoln, R (6.1) OBP: 0.200, SLG: 0.200										0	0	0	0	0	0	0									
5 Josh Harrison, L (8. PR) OBP: 0.285, SLG: 0.378										1	0	0	0	0	0	0									
39 Jason Grilli, R (8.1) OBP: 0.285, SLG: 0.378										0	0	0	0	0	0	0									
44 Tony Watson, L (8.1) OBP: 0.285, SLG: 0.378										0	0	0	0	0	0	0									
52 Joel Hanrahan, R (9.1) OBP: 0.285, SLG: 0.378										0	0	0	0	0	0	0									
Inning Stats	R: 0 E: 0 K: 0 S: 16	H: 1 LOB: 1 BB: 0 P: 22	R: 1 E: 0 K: 0 S: 10	H: 1 LOB: 1 BB: 0 P: 12	R: 5 E: 1 K: 2 S: 23	H: 4 LOB: 2 BB: 1 P: 37	R: 0 E: 0 K: 2 S: 7	H: 0 LOB: 0 BB: 0 P: 11	R: 3 E: 0 K: 1 S: 15	H: 3 LOB: 0 BB: 0 P: 21	R: 0 E: 0 K: 0 S: 4	H: 0 LOB: 0 BB: 0 P: 9	R: 0 E: 0 K: 3 S: 9	H: 0 LOB: 0 BB: 0 P: 13	R: 0 E: 0 K: 2 S: 12	H: 1 LOB: 1 BB: 0 P: 14	R: 0 E: 0 K: 0 S: 6	H: 1 LOB: 1 BB: 0 P: 11	1B: 6 2B: 1 3B: 0 HR: 4	SF: 0 SAC: 0 DP: 1 HBP: 1	WP: 0 PB: 0 SB: 0 CS: 0	PA: 41			
PITCHER	IP 2.2	WLS 17	BF 6	H 6	R 6	ER 4	SO 1	BB 1	IBB 0	HBP 1	BLK 0	WP 0	HR 2	S 46	P 68	ERA 13.50	WHIP 2.625								
15 Jeremy Guthrie, R (1.1) ERA: 6.35																									
51 Matt Reynolds, L (3.1) ERA: 3.95	1.2	L	8	3	3	3	4	0	0	0	0	0	2	20	29	16.20	1.800								
47 Mike Ekstrom, R (5.1) ERA: 2.45	0.2		2	0	0	0	0	0	0	0	0	0	0	5	6	0.00	0.000								
49 Rex Brothers, L (6.1) ERA: 3.72	2.0		6	0	0	0	3	1	0	0	0	0	0	13	22	0.00	0.500								
34 Matt Belisle, R (8.1) ERA: 2.2	1.0		4	1	0	0	2	0	0	0	0	0	0	12	14	0.00	1.000								

Pittsburgh Pirates @ Colorado Rockies
Coors Field, Denver, CO
Wed Jul 18 2012, 1:13 PM - 4:23 PM MDT
Att: 30,842 - Partly Cloudy - 88 F

AB	38
R	9
H	11
RBI	9
BB	2
SO	10
LOB	10



Batter	1	2	3	4	5	6	7	8	9	AB	R	H	RBI	BB	SO	LOB	BOTTOM
Dexter Fowler, S (1.8) OBP: 0.391, SLG: 0.540										4	1	1	1	1	0	2	
19 Marco Scutaro, R (1.4) OBP: 0.325, SLG: 0.367										3	2	1	1	2	0	2	
5 Carlos González, L (1.7) OBP: 0.395, SLG: 0.584										4	1	1	2	1	1	3	
12 Andrew Brown, R (1.9) OBP: 0.500, SLG: 0.667										5	0	3	2	0	1	2	
21 Tyler Colvin, L (1.3) OBP: 0.326, SLG: 0.587										5	0	1	0	0	2	4	
55 Ramon Hernandez, R (1.2) OBP: 0.237, SLG: 0.355										5	0	0	0	0	1	2	
22 Jordan Pacheco, R (1.5) OBP: 0.335, SLG: 0.384										5	1	2	0	0	0	0	
14 Josh Rutledge, R (1.6) OBP: 0.348, SLG: 0.500										4	1	2	0	0	0	1	
15 Jeremy Guthrie, R (1.1) ERA: 2.93										1	0	0	0	0	1	2	
51 Matt Reynolds, L (3.1) ERA: 2.93										1	0	0	0	0	1	1	
47 Mike Ekstrom, R (5.1) ERA: 2.02																	

Batter	1	2	3	4	5	6	7	8	9	AB	R	H	RBI	BB	SO	LOB	TOP										
7 José Reyes, S OBP: 0.336, SLG: 0.388			G5-3			P6		F7		4	0	1	0	0	0	0	Miami Marlins @ Pittsburgh Pirates PNC Park, Pittsburgh, PA Sun Jul 22 2012, 1:38 PM - 4:11 PM EDT Att: 34,203 - Partly Cloudy - 81 F										
1 Emilio Bonifácio, S OBP: 0.351, SLG: 0.390			G4-3			F7		F7		4	0	1	0	0	0	0											
45 Carlos Lee, R OBP: 0.341, SLG: 0.395			F8			G4-3		G5-6-3		3	0	0	0	1	0	0											
5 Logan Morrison, L OBP: 0.316, SLG: 0.420			L9			L9		K		4	0	1	0	0	1	2											
20 Justin Ruggiano, R OBP: 0.435, SLG: 0.688			G4-3			K		K		2	0	1	0	1	1	1											
29 Greg Dobbs, L OBP: 0.333, SLG: 0.382			G4-3			G4-3		G5-4-3		3	0	1	0	0	0	4											
Omar Infante, R OBP: 0.312, SLG: 0.442		L4				K		G5-4-3		3	0	0	0	0	1	2											
9 Brett Hayes, R OBP: 0.240, SLG: 0.269		G6-3				G6-3		K		2	0	0	0	0	0	0											
17 Donovan Solano, R (8, PH) OBP: 0.393, SLG: 0.453		G6-3				G6-3		K		1	0	0	0	0	1	0											
14 John Buck, R OBP: 0.300, SLG: 0.314		F9				K		G5-3		0	0	0	0	0	0	0											
Anibal Sánchez, R OBP: 0.129, SLG: 0.167		F9				K		G5-3		2	0	0	0	0	1	0											
26 Austin Kearns, R (8, PH) OBP: 0.344, SLG: 0.447										1	0	0	0	0	0	0											
40 Mike Dunn, L (8, 1)										0	0	0	0	0	0	0											
31 Steve Cishek, R (8, 1)										0	0	0	0	0	0	0											
Inning Stats	R: 0 H: 2 E: 0 K: 0 S: 14	WLS: 2 BF: 25 LOB: 3 P: 28	R: 0 H: 0 E: 0 K: 0 S: 8	H: 0 R: 0 LOB: 0 BB: 0 P: 11	R: 0 H: 0 E: 0 K: 0 S: 10	H: 0 R: 0 LOB: 0 BB: 0 P: 11	R: 0 H: 1 E: 0 K: 2 S: 5	H: 0 R: 0 LOB: 0 BB: 0 P: 6	R: 0 H: 0 E: 0 K: 2 S: 8	H: 0 R: 0 LOB: 0 BB: 0 P: 10	R: 0 H: 2 E: 0 K: 1 S: 10	H: 0 R: 0 LOB: 1 BB: 0 P: 15	R: 0 H: 0 E: 0 K: 1 S: 10	H: 0 R: 0 LOB: 0 BB: 0 P: 16	R: 0 H: 0 E: 0 K: 1 S: 9	H: 0 R: 0 LOB: 0 BB: 0 P: 15	1B: 5 2B: 0 3B: 0 HR: 0	SF: 0 SAC: 0 DP: 2 HBP: 0	WP: 0 PB: 0 SB: 1 CS: 0	PA: 31							
PITCHER	IP	WLS	BF	H	R	ER	SO	BB	IBB	HBP	BLK	WP	HR	S	P	ERA	WHIP										
Jeff Karstens, R (1, 1) ERA: 3.52	7.0	W	25	5	0	0	3	2	0	0	0	0	0	62	92	0.00	1.000										
48 Jared Hughes, R (8, 1) ERA: 1.99	1.0	H	3	0	0	0	1	0	0	0	0	0	0	10	16	0.00	0.000										
52 Joel Hanrahan, R (9, 1) ERA: 2.11	1.0	S	3	0	0	0	1	0	0	0	0	0	0	9	15	0.00	0.000										

AB	29
R	0
H	5
RBI	0
BB	2
SO	5
LOB	9



Batter	1	2	3	4	5	6	7	8	9	AB	R	H	RBI	BB	SO	LOB	BOTTOM										
7 Alex Presley, L OBP: 0.274, SLG: 0.372			K			G3		K		4	1	1	0	0	2	0	Miami Marlins @ Pittsburgh Pirates PNC Park, Pittsburgh, PA Sun Jul 22 2012, 1:38 PM - 4:11 PM EDT Att: 34,203 - Partly Cloudy - 81 F										
18 Neil Walker, S OBP: 0.395, SLG: 0.431			K			G4-3		K		4	0	0	0	0	3	1											
22 Andrew McCutchen, R OBP: 0.427, SLG: 0.642			K			G3		K		4	0	2	1	0	2	0											
46 Garrett Jones, L OBP: 0.292, SLG: 0.496			F8			G3				3	0	0	0	0	1	2											
62 Corkys Hernández, R OBP: 0.167, SLG: 0.091			K			G3				0	0	0	0	0	0	0											
14 Casey McGehee, R OBP: 0.310, SLG: 0.402			G3			K		24 HR		3	1	1	0	0	1	0											
24 Pedro Alvarez, L OBP: 0.301, SLG: 0.502			F8			F8		HR		3	1	2	2	0	0	0											
55 Michael McKenry, R OBP: 0.328, SLG: 0.504			P4			G6-3		K		3	0	0	0	0	1	1											
69 Jordy Mercer, R OBP: 0.304, SLG: 0.476			L9			L9		G6-3		3	0	1	0	0	0	0											
Jeff Karstens, R (1, 1) ERA: 3.94			K			G4-3		F7		2	0	0	0	0	1	2											
5 Josh Harrison, R (7, PH) OBP: 0.293, SLG: 0.375			K							1	0	0	0	0	0	0											
48 Jared Hughes, R (8, 1) ERA: 4.98										0	0	0	0	0	0	0											
52 Joel Hanrahan, R (9, 1) ERA: 2.01										0	0	0	0	0	0	0											
Inning Stats	R: 1 H: 2 E: 0 K: 2 S: 14	WLS: 2 BF: 27 LOB: 0 P: 20	R: 0 H: 2 E: 0 K: 1 S: 12	H: 2 R: 3 LOB: 2 BB: 0 P: 17	R: 0 H: 0 E: 0 K: 3 S: 10	H: 0 R: 0 LOB: 0 BB: 0 P: 13	R: 0 H: 0 E: 0 K: 1 S: 8	H: 0 R: 0 LOB: 0 BB: 0 P: 12	R: 0 H: 1 E: 0 K: 0 S: 8	H: 1 R: 0 LOB: 1 BB: 0 P: 15	R: 2 H: 2 E: 0 K: 1 S: 21	H: 2 R: 0 LOB: 0 BB: 0 P: 28	R: 0 H: 0 E: 0 K: 3 S: 14	H: 0 R: 0 LOB: 0 BB: 0 P: 22	R: 0 H: 0 E: 0 K: 3 S: 14	H: 0 R: 0 LOB: 0 BB: 0 P: 22	1B: 4 2B: 2 3B: 0 HR: 1	SF: 0 SAC: 0 DP: 0 HBP: 0	WP: 0 PB: 0 SB: 1 CS: 1	PA: 30							
PITCHER	IP	WLS	BF	H	R	ER	SO	BB	IBB	HBP	BLK	WP	HR	S	P	ERA	WHIP										
Anibal Sánchez, R (1, 1) ERA: 3.94	7.0	L	27	7	3	3	8	0	0	0	0	0	0	78	112	3.86	1.000										
40 Mike Dunn, L (8, 1) ERA: 4.98	0.2		2	0	0	0	2	0	0	0	0	0	0	11	17	0.00	0.000										
31 Steve Cishek, R (8, 1) ERA: 2.01	0.1		1	0	0	0	1	0	0	0	0	0	0	3	5	0.00	0.000										

AB	30
R	3
H	7
RBI	3
BB	0
SO	11
LOB	6



Batter	1	2	3	4	5	6	7	8	9	AB	R	H	RBI	BB	SO	LOB	TOP			
5 Reed Johnson, R OBP: 0.354, SLG: 0.451										3	0	0	0	1	1	0				
13 Starlin Castro, R OBP: 0.399, SLG: 0.410										3	2	1	0	1	1	1				
44 Anthony Rizzo, L OBP: 0.344, SLG: 0.500										4	0	0	0	0	3	3				
12 Alfonso Soriano, R OBP: 0.278, SLG: 0.494										4	0	2	2	0	1	1				
1 Tony Campana, L OBP: 0.311, SLG: 0.393										0	0	0	0	0	0	0				
3 Jeff Baker, R OBP: 0.323, SLG: 0.470										3	0	0	0	0	0	1				
9 David DeJesus, L OBP: 0.353, SLG: 0.373										1	0	0	0	0	1	1				
18 Geovany Soto, R OBP: 0.273, SLG: 0.341										3	0	1	0	1	1	1				
21 Joe Mather, R OBP: 0.278, SLG: 0.360										3	0	0	0	0	3	1				
24 Luis Valbuena, L OBP: 0.257, SLG: 0.377										0	0	0	0	1	0	0				
15 Darwin Barney, R OBP: 0.304, SLG: 0.367										4	0	0	0	0	0	3				
29 Jeff Samardzija, R OBP: 0.229, SLG: 0.156										3	0	0	0	0	3	0				
49 Carlos Marmol, R										0	0	0	0	0	0	0				
Inning Stats	R: 0 H: 0 E: 0 K: 1 S: 8	H: 0 LOB: 1 BB: 1 P: 19	R: 0 H: 0 E: 0 K: 1 S: 7	H: 0 LOB: 0 BB: 0 P: 12	R: 0 H: 0 E: 0 K: 2 S: 10	H: 0 LOB: 0 BB: 0 P: 13	R: 1 H: 1 E: 0 K: 2 S: 12	H: 1 LOB: 1 BB: 1 P: 21	R: 0 H: 0 E: 0 K: 2 S: 10	H: 0 LOB: 0 BB: 0 P: 15	R: 0 H: 1 E: 0 K: 1 S: 12	H: 1 LOB: 1 BB: 0 P: 21	R: 0 H: 0 E: 0 K: 1 S: 10	H: 0 LOB: 0 BB: 0 P: 12	R: 1 H: 2 E: 1 K: 2 S: 19	H: 2 LOB: 3 BB: 2 P: 32	1B: 2 2B: 2 3B: 0 HR: 0	SF: 0 SAC: 0 DP: 0 HBP: 0	WP: 0 PB: 0 SB: 0 CS: 0	PA: 35
PITCHER	IP WLS BF H R ER SO BB IBB HBP BLK WP HR S P ERA WHIP																			
45 Erik Bedard, L ERA: 4.32	7.0 L 25 2 1 1 11 2 0 0 0 0 0 0 0 67 113 1.29 0.571																			
30 Chris Resop, R ERA: 3.23	1.0 4 1 1 1 1 0 0 0 0 0 0 0 0 14 16 9.00 1.000																			
44 Tony Watson, L ERA: 4.6	0.2 3 1 0 0 2 0 0 0 0 0 0 0 0 8 13 0.00 1.500																			
47 Evan Meek, R ERA: 7.36	0.1 3 0 0 0 0 2 0 0 0 0 0 0 0 7 15 0.00 6.000																			

Chicago Cubs @ Pittsburgh Pirates
PNC Park, Pittsburgh, PA
Mon Jul 23 2012, 7:08 PM - 10:00 PM EDT
Att: 27,586 - Partly Cloudy - 84 F

AB 31
R 2
H 4
RBI 2
BB 4
SO 14
LOB 12



Batter	1	2	3	4	5	6	7	8	9	AB	R	H	RBI	BB	SO	LOB	BOTTOM					
7 Alex Presley, L OBP: 0.270, SLG: 0.366										4	0	0	0	0	1	1						
18 Neil Walker, S OBP: 0.382, SLG: 0.427										4	0	0	0	0	1	1						
22 Andrew McCutchen, R OBP: 0.429, SLG: 0.642										2	0	1	0	1	1	0						
46 Garrett Jones, L OBP: 0.289, SLG: 0.490										3	0	0	0	0	1	2						
14 Casey McGehee, R OBP: 0.307, SLG: 0.397										3	0	0	0	0	0	0						
24 Pedro Alvarez, L OBP: 0.298, SLG: 0.497										3	0	0	0	0	0	0						
26 Rod Barajas, R OBP: 0.285, SLG: 0.374										3	0	0	0	0	1	0						
12 Clint Barmes, R OBP: 0.232, SLG: 0.290										2	0	0	0	0	0	0						
5 Josh Harrison, R OBP: 0.298, SLG: 0.380										1	0	1	0	0	0	0						
45 Erik Bedard, L OBP: 0.071, SLG: 0.071										2	0	0	0	0	1	0						
30 Chris Resop, R										0	0	0	0	0	0	0						
44 Tony Watson, L										0	0	0	0	0	0	0						
47 Evan Meek, R										0	0	0	0	0	0	0						
17 Drew Sutton, S OBP: 0.303, SLG: 0.417										1	0	0	0	0	1	1						
Inning Stats	R: 0 H: 0 E: 0 K: 1 S: 11	H: 0 LOB: 1 BB: 1 P: 20	R: 0 H: 0 E: 0 K: 1 S: 5	H: 0 LOB: 0 BB: 0 P: 7	R: 0 H: 0 E: 0 K: 0 S: 12	H: 0 LOB: 0 BB: 0 P: 16	R: 0 H: 1 E: 0 K: 0 S: 9	H: 1 LOB: 0 BB: 0 P: 13	R: 0 H: 0 E: 0 K: 0 S: 5	H: 0 LOB: 0 BB: 0 P: 6	R: 0 H: 0 E: 0 K: 1 S: 12	H: 0 LOB: 0 BB: 0 P: 14	R: 0 H: 0 E: 0 K: 2 S: 11	H: 0 LOB: 0 BB: 0 P: 15	R: 0 H: 0 E: 0 K: 0 S: 6	H: 0 LOB: 0 BB: 0 P: 8	R: 0 H: 1 E: 0 K: 2 S: 11	H: 1 LOB: 1 BB: 0 P: 13	1B: 2 2B: 0 3B: 0 HR: 0	SF: 0 SAC: 0 DP: 0 HBP: 0	WP: 0 PB: 0 SB: 0 CS: 1	PA: 29
PITCHER	IP WLS BF H R ER SO BB IBB HBP BLK WP HR S P ERA WHIP																					
29 Jeff Samardzija, R ERA: 4.25	8.0 W 25 1 0 0 5 1 0 0 0 0 0 0 0 11 99 0.00 0.250																					
49 Carlos Marmol, R ERA: 5.22	1.0 S 4 1 0 0 2 0 0 0 0 0 0 0 0 11 13 0.00 1.000																					

Chicago Cubs @ Pittsburgh Pirates
PNC Park, Pittsburgh, PA
Mon Jul 23 2012, 7:08 PM - 10:00 PM EDT
Att: 27,586 - Partly Cloudy - 84 F

AB 28
R 0
H 2
RBI 0
BB 1
SO 7
LOB 5



Batter	1	2	3	4	5	6	7	8	9	AB	R	H	RBI	BB	SO	LOB	TOP										
9 David DeJesus, L (1,8) OBP: 0.354, SLG: 0.375										4	0	1	2	1	1	0	Chicago Cubs @ Pittsburgh Pirates PNC Park, Pittsburgh, PA Tue Jul 24 2012, 7:07 PM - 9:34 PM EDT Att: 32,497 - Partly Cloudy - 83 F										
13 Starlin Castro, R (1,6) OBP: 0.307, SLG: 0.415										5	1	1	1	0	1	5											
44 Anthony Rizzo, L (1,3) OBP: 0.340, SLG: 0.489										4	1	1	0	0	0	1											
12 Alfonso Soriano, R (1,7) OBP: 0.324, SLG: 0.503										4	1	2	2	0	2	0											
49 Carlos Marmol, R (9,1)										0	0	0	0	0	0	0											
6 Bryan LaHair, L (1,9) OBP: 0.356, SLG: 0.486										4	0	0	0	0	2	1											
1 Tony Campana, L (8,9) OBP: 0.311, SLG: 0.303										0	0	0	0	0	0	0											
18 Geovany Soto, R (1,2) OBP: 0.273, SLG: 0.335										3	1	0	0	1	1	1											
15 Darwin Barney, R (1,4) OBP: 0.304, SLG: 0.366										4	0	1	0	0	0	1											
24 Luis Valbuena, L (1,5) OBP: 0.256, SLG: 0.367										3	1	0	0	1	1	1											
28 Paul Maholm, L (1,1) OBP: 0.103, SLG: 0.135										2	0	0	0	1	1	0											
5 Reed Johnson, R (9,PH) OBP: 0.358, SLG: 0.454										1	0	1	0	0	0	0											
Inning Stats	R: 1 E: 0 K: 2 S: 10	H: 1 LOB: 0 BB: 0 P: 14	R: 0 E: 0 K: 1 S: 8	H: 0 LOB: 0 BB: 0 P: 11	R: 0 E: 0 K: 1 S: 6	H: 0 LOB: 0 BB: 0 P: 8	R: 0 E: 0 K: 1 S: 10	H: 0 LOB: 0 BB: 0 P: 12	R: 2 E: 0 K: 0 S: 11	H: 3 LOB: 2 BB: 3 P: 25	R: 2 E: 0 K: 1 S: 12	H: 0 LOB: 1 BB: 0 P: 17	R: 0 E: 1 K: 2 S: 10	H: 0 LOB: 1 BB: 0 P: 13	R: 0 E: 0 K: 1 S: 11	H: 1 LOB: 0 BB: 0 P: 13	R: 0 E: 0 K: 0 S: 9	H: 1 LOB: 2 BB: 1 P: 18	1B: 4 2B: 1 3B: 0 HR: 2	SF: 0 SAC: 0 DP: 1 HBP: 0	WP: 1 PB: 0 SB: 3 CS: 0	PA: 38					
PITCHER	IP	WLS	BF	H	R	ER	SO	BB	IBB	HBP	BLK	WP	HR	S	P	ERA	WHIP										
53 James McDonald, R (1,1) ERA: 3.15	6.0	L	26	5	5	5	6	2	1	0	0	1	2	57	87	7.50	1.167										
48 Jared Hughes, R (7,1) ERA: 1.94	1.0		4	0	0	0	2	0	0	0	0	0	0	10	13	0.00	0.000										
32 Brad Lincoln, R (8,1) ERA: 2.81	1.0		3	1	0	0	1	0	0	0	0	0	0	11	13	0.00	1.000										
47 Evan Meek, R (9,1) ERA: 6.75	1.0		5	1	0	0	0	1	0	0	0	0	0	9	18	0.00	2.000										

AB	34
R	5
H	7
RBI	5
BB	4
SO	9
LOB	10



Batter	1	2	3	4	5	6	7	8	9	AB	R	H	RBI	BB	SO	LOB	BOTTOM										
17 Drew Sutton, S (1,7) OBP: 0.294, SLG: 0.403										4	0	0	0	0	3	1	Chicago Cubs @ Pittsburgh Pirates PNC Park, Pittsburgh, PA Tue Jul 24 2012, 7:07 PM - 9:34 PM EDT Att: 32,497 - Partly Cloudy - 83 F										
18 Neil Walker, S (1,4) OBP: 0.360, SLG: 0.427										4	0	1	0	0	0	0											
22 Andrew McCutchen, R (1,8) OBP: 0.427, SLG: 0.636										3	0	0	0	1	1	0											
46 Garrett Jones, L (1,9) OBP: 0.288, SLG: 0.498										4	1	1	1	0	1	2											
14 Casey McGehee, R (1,3) OBP: 0.306, SLG: 0.394										4	0	1	0	0	0	2											
24 Pedro Alvarez, L (1,5) OBP: 0.299, SLG: 0.495										3	0	1	0	0	1	0											
26 Rod Barajas, R (1,2) OBP: 0.281, SLG: 0.369										3	0	0	0	0	1	2											
12 Clint Barmes, R (1,6) OBP: 0.233, SLG: 0.291										3	0	1	0	0	0	0											
53 James McDonald, L (1,1) ERA: 2.28	8.0	W	28	4	1	1	7	1	0	0	0	0	0	0	0	0											
5 Josh Harrison, R (6,PH) OBP: 0.296, SLG: 0.377										0	0	0	0	0	0	0											
48 Jared Hughes, R (7,1) ERA: 1.94										0	0	0	0	0	0	0											
32 Brad Lincoln, L (8,1) OBP: 0.349, SLG: 0.399										0	0	0	0	0	0	0											
62 Gorkys Hernandez, R (8,PH) OBP: 0.162, SLG: 0.057										0	0	0	0	0	0	1											
47 Evan Meek, R (9,1) ERA: 6.75										0	0	0	0	0	0	0											
Inning Stats	R: 0 E: 0 K: 1 S: 7	H: 0 LOB: 0 BB: 0 P: 11	R: 0 E: 0 K: 1 S: 9	H: 0 LOB: 0 BB: 0 P: 14	R: 0 E: 0 K: 1 S: 13	H: 0 LOB: 1 BB: 1 P: 24	R: 1 E: 0 K: 0 S: 10	H: 1 LOB: 0 BB: 0 P: 19	R: 0 E: 0 K: 0 S: 7	H: 0 LOB: 0 BB: 0 P: 8	R: 0 E: 0 K: 0 S: 5	H: 0 LOB: 0 BB: 0 P: 6	R: 0 E: 0 K: 2 S: 11	H: 2 LOB: 2 BB: 0 P: 16	R: 0 E: 0 K: 1 S: 8	H: 1 LOB: 0 BB: 0 P: 12	R: 0 E: 0 K: 0 S: 7	H: 1 LOB: 1 BB: 1 P: 16	1B: 3 2B: 1 3B: 0 HR: 1	SF: 0 SAC: 0 DP: 2 HBP: 0	WP: 0 PB: 0 SB: 0 CS: 0	PA: 32					
PITCHER	IP	WLS	BF	H	R	ER	SO	BB	IBB	HBP	BLK	WP	HR	S	P	ERA	WHIP										
28 Paul Maholm, L (1,1) ERA: 3.88	8.0	W	28	4	1	1	7	1	0	0	0	0	0	70	110	1.12	0.625										
49 Carlos Marmol, R (9,1) ERA: 5.04	1.0		4	1	0	0	0	1	0	0	0	0	0	7	16	0.00	2.000										

AB	30
R	1
H	5
RBI	1
BB	2
SO	7
LOB	8



Batter	1	2	3	4	5	6	7	8	9	AB	R	H	RBI	BB	SO	LOB	TOP										
9 David DeJesus, L (1,8) OBP: 0.355, SLG: 0.380	L9		44 1B 2B		F8			1B		4	1	2	0	0	0	0	Chicago Cubs @ Pittsburgh Pirates PNC Park, Pittsburgh, PA Wed Jul 25 2012, 12:37 PM - 3:08 PM EDT Att: 33,935 - Sunny - 78 F livebaseballscorecards.com										
13 Starlin Castro, R (1,6) OBP: 0.394, SLG: 0.411	G6-3		K			G6-3		F8		4	0	0	0	0	1	2											
44 Anthony Rizzo, L (1,3) OBP: 0.357, SLG: 0.527	HR		2-H 1B			BB		K		3	1	2	2	1	1	1											
6 Bryan LaHair, L (1,9) OBP: 0.351, SLG: 0.479	G5-3		K			F7			F9	4	0	0	0	0	1	2											
51 Steve Clevenger, L (1,2) OBP: 0.273, SLG: 0.347	24 CS BB				F8			G4-3		3	0	0	0	1	0	1											
24 Luis Valbuena, L (1,5) OBP: 0.248, SLG: 0.354	K		P5					K		4	0	0	0	0	3	1											
15 Darwin Barney, R (1,4) OBP: 0.304, SLG: 0.369	2B		G3-1			G6-3				3	0	1	0	0	0	0											
1 Tony Campana, L (1,7) OBP: 0.305, SLG: 0.297	K		G4-3			G4-3				3	0	0	0	0	1	1											
46 Ryan Dempster, R (1,1) OBP: 0.094, SLG: 0.156	G5-3		G6-3					K		2	0	0	0	0	0	0											
57 Scott Maine, L (7,1)										0	0	0	0	0	0	0											
60 Manny Corpas, R (7,1)										0	0	0	0	0	0	0											
5 Reed Johnson, R (8,PH)										1	0	0	0	0	1	0											
54 Shawn Camp, R (8,1)										0	0	0	0	0	0	0											
Inning Stats	R: 1 E: 0 K: 0 S: 8	H: 1 LOB: 0 BB: 0 P: 9	R: 0 E: 0 K: 2 S: 8	H: 1 LOB: 1 BB: 1 P: 16	R: 1 E: 0 K: 2 S: 12	H: 2 LOB: 1 BB: 0 P: 18	R: 0 E: 0 K: 0 S: 6	H: 0 LOB: 0 BB: 0 P: 7	R: 0 E: 0 K: 0 S: 8	H: 0 LOB: 0 BB: 0 P: 13	R: 0 E: 0 K: 0 S: 7	H: 0 LOB: 1 BB: 1 P: 15	R: 0 E: 0 K: 1 S: 7	H: 0 LOB: 0 BB: 0 P: 11	R: 0 E: 0 K: 2 S: 14	H: 1 LOB: 1 BB: 0 P: 20	R: 0 E: 0 K: 1 S: 6	H: 0 LOB: 0 BB: 0 P: 10	1B: 2 2B: 2 3B: 0 HR: 1	SF: 0 SAC: 0 DP: 0 HBP: 0	WP: 0 PB: 0 SB: 0 CS: 1	PA: 33					
PITCHER	IP	WLS	BF	H	R	ER	SO	BB	IBB	HBP	BLK	WP	HR	S	P	ERA	WHIP										
29 Kevin Correia, R (1,1) ERA: 4.24	6.0	W	23	4	2	2	4	2	0	0	0	0	1	49	78	3.00	1.000										
48 Jared Hughes, R (7,1) ERA: 1.5	1.0	H	3	0	0	0	1	0	0	0	0	0	0	7	11	0.00	0.000										
39 Jason Grilli, R (8,1) ERA: 1.91	1.0	H	4	1	0	0	2	0	0	0	0	0	0	14	20	0.00	1.000										
52 Joel Hanrahan, R (9,1) ERA: 2.06	1.0	S	3	0	0	0	1	0	0	0	0	0	0	6	10	0.00	0.000										

Batter	1	2	3	4	5	6	7	8	9	AB	R	H	RBI	BB	SO	LOB	BOTTOM										
7 Alex Presley, L (1,7) OBP: 0.269, SLG: 0.364	G3		G3			22 1B 46 2B 1B		G3		4	1	1	0	0	0	0	Chicago Cubs @ Pittsburgh Pirates PNC Park, Pittsburgh, PA Wed Jul 25 2012, 12:37 PM - 3:08 PM EDT Att: 33,935 - Sunny - 78 F livebaseballscorecards.com										
18 Neil Walker, S (1,4) OBP: 0.359, SLG: 0.434	HR		G4-3			K		K		4	1	1	1	0	2	1											
22 Andrew McCutchen, R (1,8) OBP: 0.426, SLG: 0.634	K		G1			46 2B 1B				3	0	1	0	0	1	0											
46 Garrett Jones, L (1,9) OBP: 0.289, SLG: 0.500	P1		K							3	0	1	1	0	1	0											
39 Jason Grilli, R (8,1)										0	0	0	0	0	0	0											
52 Joel Hanrahan, R (9,1)										0	0	0	0	0	0	0											
14 Casey McGehee, R (1,3) OBP: 0.302, SLG: 0.390	K		G1-3			F8				3	0	0	0	0	1	2											
24 Pedro Alvarez, L (1,5) OBP: 0.296, SLG: 0.490	K		G1-3			G4-3				3	0	0	0	0	1	0											
55 Michael McKenry, R (1,2) OBP: 0.328, SLG: 0.526	K		HR			K				3	1	1	1	0	2	0											
12 Clint Barmes, R (1,6) OBP: 0.231, SLG: 0.288	P4		G4-3			G4-3				3	0	0	0	0	0	0											
29 Kevin Correia, R (1,1) OBP: 0.143, SLG: 0.143	F7							G6-3		1	0	0	0	0	0	0											
5 Josh Harrison, R (6,PH)										1	0	0	0	0	0	0											
48 Jared Hughes, R (7,1)										0	0	0	0	0	0	0											
62 Gorkys Hernández, R (8,9) OBP: 0.154, SLG: 0.083										1	0	0	0	0	0	0											
Inning Stats	R: 1 E: 0 K: 1 S: 15	H: 1 LOB: 0 BB: 0 P: 21	R: 0 E: 0 K: 3 S: 9	H: 0 LOB: 0 BB: 0 P: 13	R: 0 E: 0 K: 0 S: 9	H: 0 LOB: 0 BB: 0 P: 13	R: 1 E: 0 K: 0 S: 8	H: 3 LOB: 2 BB: 0 P: 21	R: 0 E: 0 K: 1 S: 9	H: 0 LOB: 0 BB: 0 P: 12	R: 0 E: 0 K: 1 S: 9	H: 0 LOB: 0 BB: 0 P: 10	1B: 2 2B: 1 3B: 0 HR: 2	SF: 0 SAC: 0 DP: 0 HBP: 0	WP: 0 PB: 0 SB: 0 CS: 0	PA: 29											
PITCHER	IP	WLS	BF	H	R	ER	SO	BB	IBB	HBP	BLK	WP	HR	S	P	ERA	WHIP										
46 Ryan Dempster, R (1,1) ERA: 2.25	6.0	L	23	5	3	3	6	0	0	0	0	0	0	2	64	4.50	0.833										
57 Scott Maine, L (7,1) ERA: 5.29	0.1		1	0	0	0	0	0	0	0	0	0	0	2	5	0.00	0.000										
60 Manny Corpas, R (7,1) ERA: 3.38	0.2		2	0	0	0	1	0	0	0	0	0	0	7	7	0.00	0.000										
54 Shawn Camp, R (8,1) ERA: 2.74	1.0		3	0	0	0	1	0	0	0	0	0	0	9	10	0.00	0.000										

Chicago Cubs @ Pittsburgh Pirates
 PNC Park, Pittsburgh, PA
 Wed Jul 25 2012, 12:37 PM - 3:08 PM EDT
 Att: 33,935 - Sunny - 78 F

AB 31
 R 2
 H 5
 RBI 2
 BB 2
 SO 8
 LOB 8



Chicago Cubs @ Pittsburgh Pirates
 PNC Park, Pittsburgh, PA
 Wed Jul 25 2012, 12:37 PM - 3:08 PM EDT
 Att: 33,935 - Sunny - 78 F

AB 29
 R 3
 H 5
 RBI 3
 BB 0
 SO 8
 LOB 3



Batter	1	2	3	4	5	6	7	8	9	AB	R	H	RBI	BB	SO	LOB	TOP			
6 Starling Marte, R OBP: 0.500, SLG: 1.250																				
18 Neil Walker, S OBP: 0.381, SLG: 0.433																				
22 Andrew McCutchen, R OBP: 0.423, SLG: 0.629																				
46 Garrett Jones, L OBP: 0.288, SLG: 0.508																				
7 Alex Presley, L OBP: 0.299, SLG: 0.364																				
14 Casey McGehee, R OBP: 0.298, SLG: 0.384																				
24 Pedro Alvarez, L OBP: 0.296, SLG: 0.487																				
26 Rod Barajas, R OBP: 0.281, SLG: 0.364																				
12 Clint Barmes, R OBP: 0.231, SLG: 0.298																				
34 A.J. Burnett, R OBP: 0.171, SLG: 0.094																				
32 Brad Lincoln, L OBP: 0.200, SLG: 0.200																				
17 Drew Sutton, S OBP: 0.291, SLG: 0.400																				
52 Joel Hanrahan, R OBP: 0.291, SLG: 0.400																				
Inning Stats	R: 3 E: 0 K: 0 S: 9	H: 3 LOB: 0 BB: 0 P: 17	R: 2 E: 0 K: 1 S: 15	H: 1 LOB: 0 BB: 1 P: 24	R: 0 E: 0 K: 0 S: 7	H: 0 LOB: 0 BB: 0 P: 12	R: 0 E: 0 K: 1 S: 7	H: 0 LOB: 0 BB: 0 P: 9	R: 0 E: 0 K: 0 S: 7	H: 1 LOB: 1 BB: 1 P: 15	R: 0 E: 0 K: 0 S: 7	H: 0 LOB: 0 BB: 0 P: 11	R: 0 E: 0 K: 2 S: 8	H: 1 LOB: 1 BB: 0 P: 10	R: 0 E: 0 K: 0 S: 12	H: 1 LOB: 1 BB: 0 P: 18	1B: 5 2B: 0 3B: 0 HR: 3	SF: 0 SAC: 0 DP: 0 HBP: 0	WP: 0 PB: 0 SB: 0 CS: 1	PA: 37
PITCHER	IP WLS BF H R ER SO BB IBB HBP BLK WP HR S P ERA WHIP																			
60 Dallas Keuchel, L ERA: 4.63	6.0 L 24 5 5 5 2 2 0 0 0 0 0 3 52 88 7.50 1.167																			
66 Eneido Del Rosario, R ERA: 7.8	1.1 6 2 0 0 1 0 0 0 0 0 0 0 4 8 0.00 1.500																			
63 Xavier Cedeño, L ERA: 2.7	0.2 2 0 0 0 1 0 0 0 0 0 0 0 4 8 0.00 0.000																			
55 Rhiner Cruz, R ERA: 6.88	1.0 4 1 0 0 0 0 0 0 0 0 0 0 12 18 0.00 1.000																			

Pittsburgh Pirates @ Houston Astros
Minute Maid Park, Houston, TX
Thu Jul 26 2012, 7:07 PM - 9:56 PM CDT
Att: 19,926 - Roof Closed - 73 F

AB 34
R 5
H 8
RBI 5
BB 2
SO 4
LOB 9

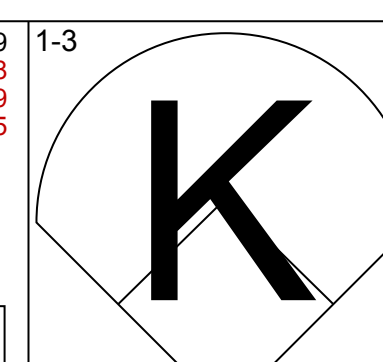
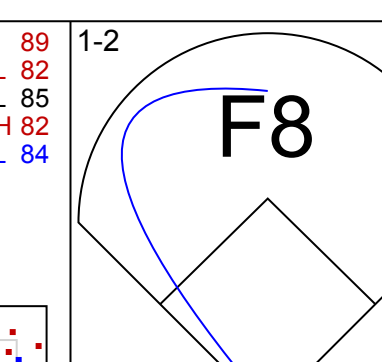
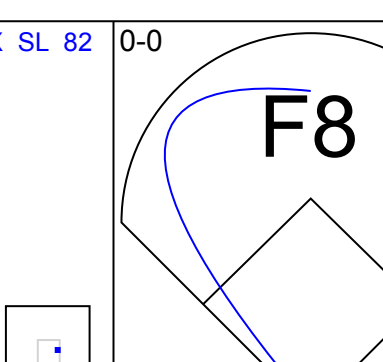
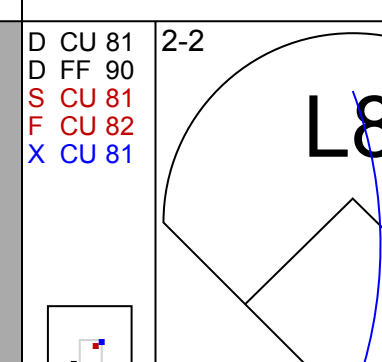
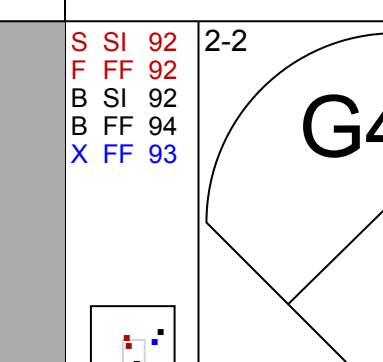
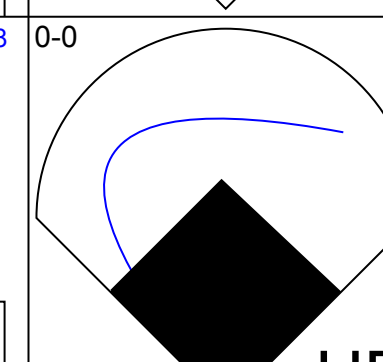
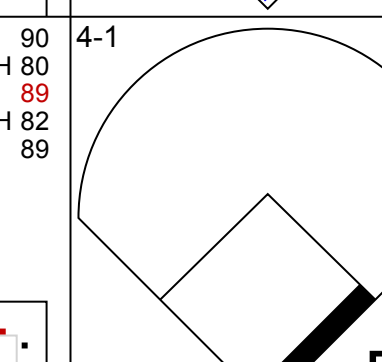
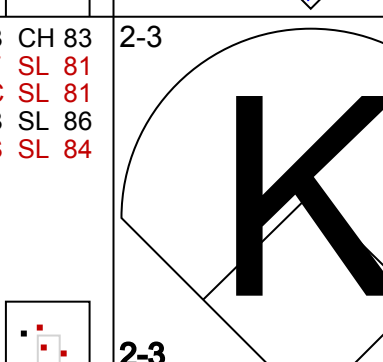
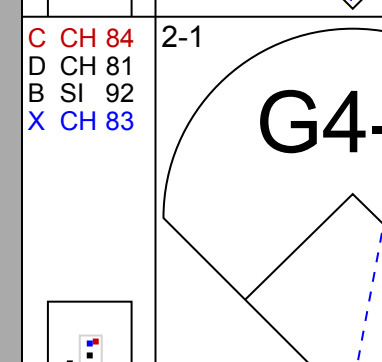
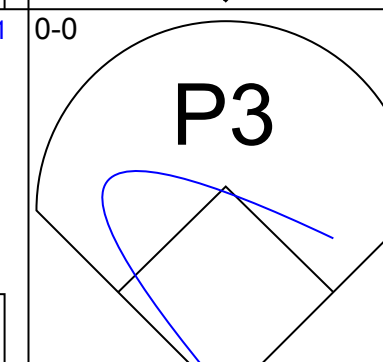
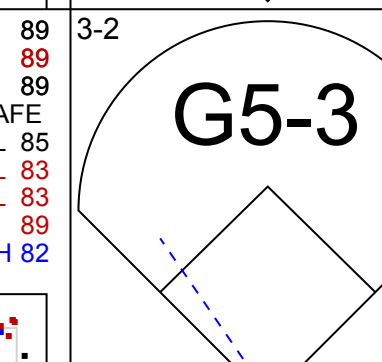

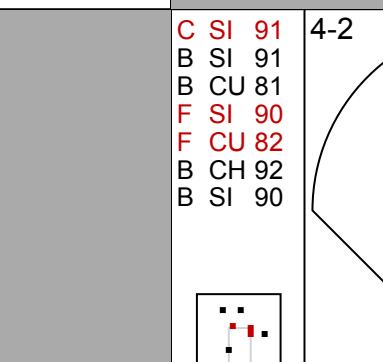
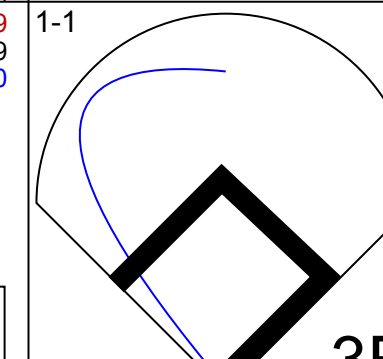

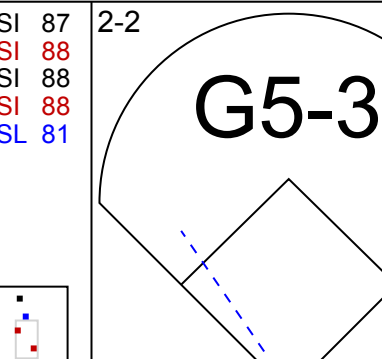
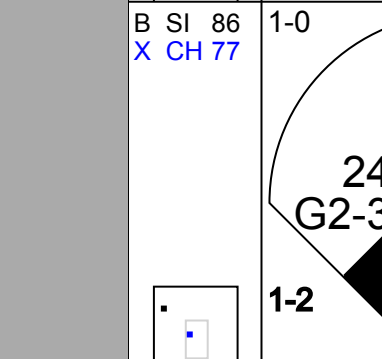
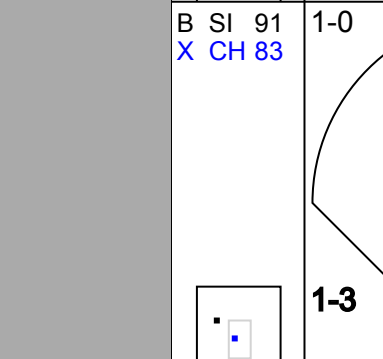
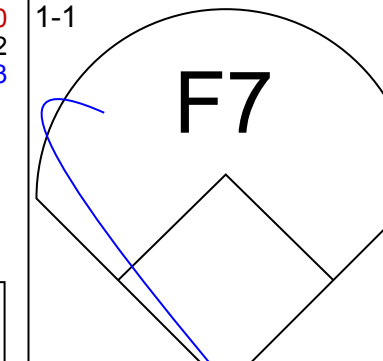

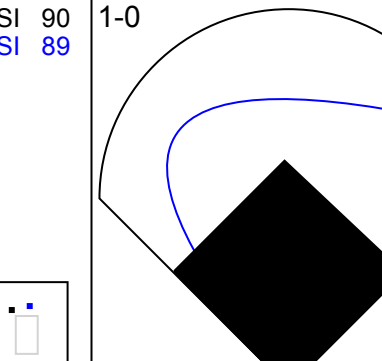
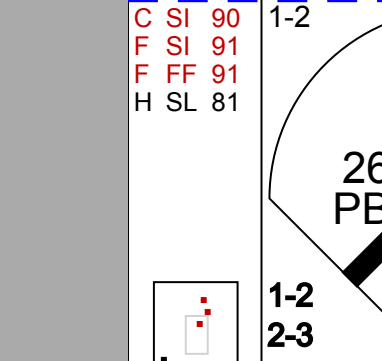
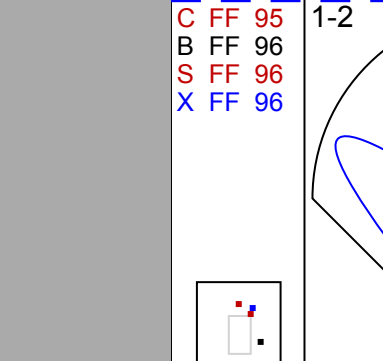


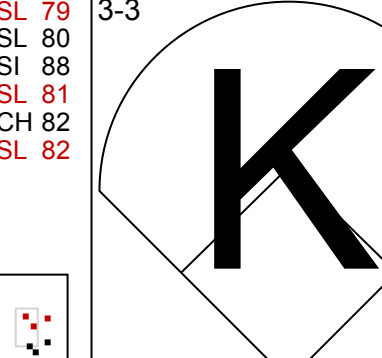
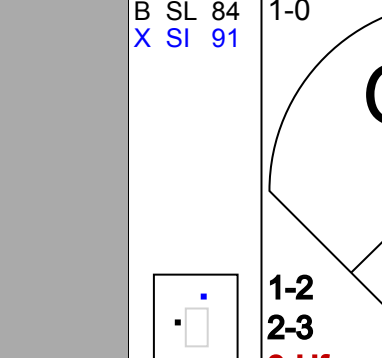
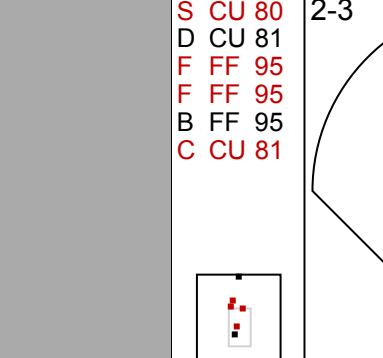


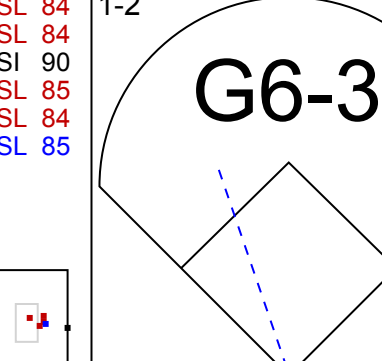
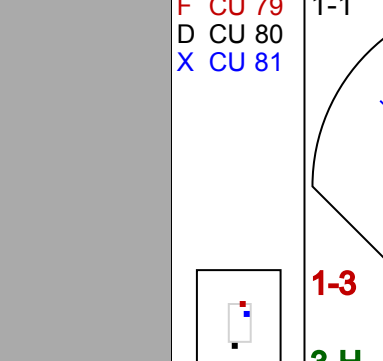



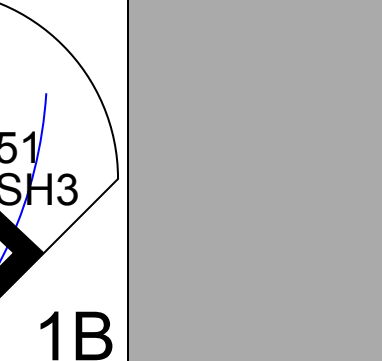
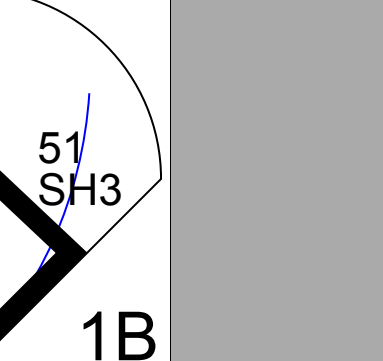
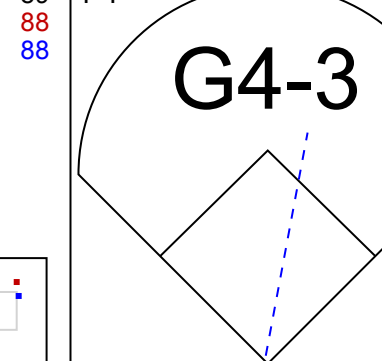

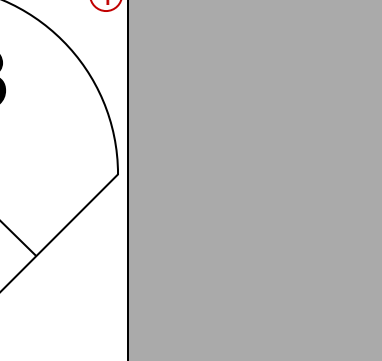
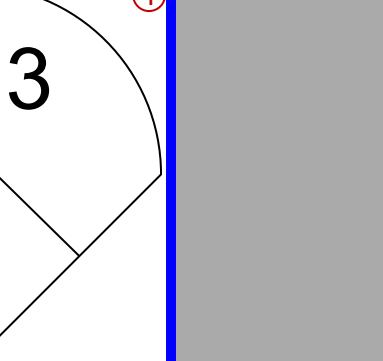


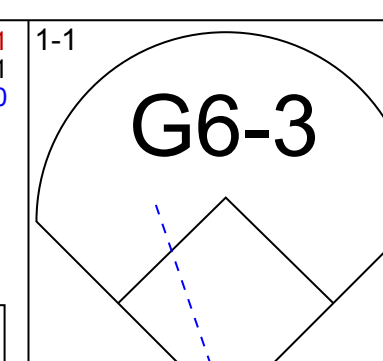
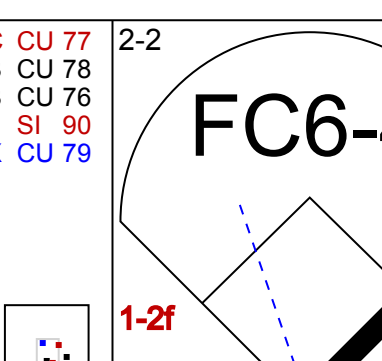


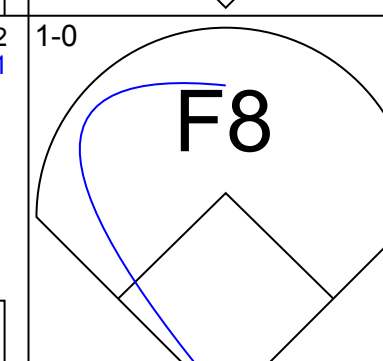
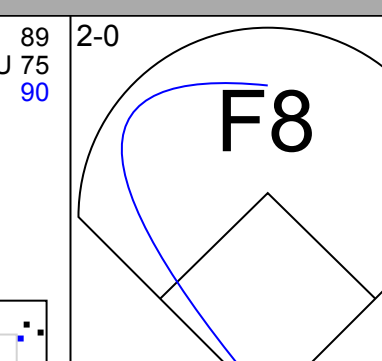


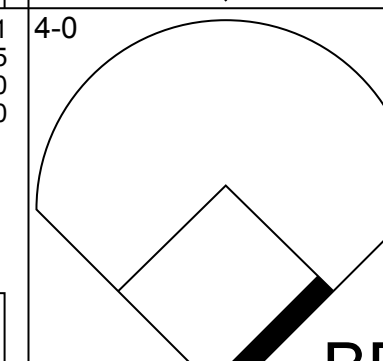
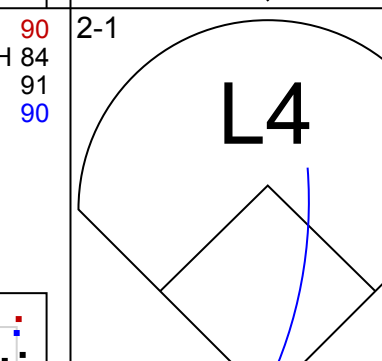

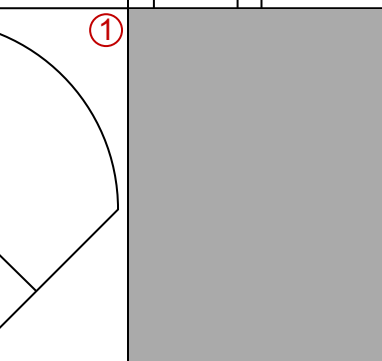
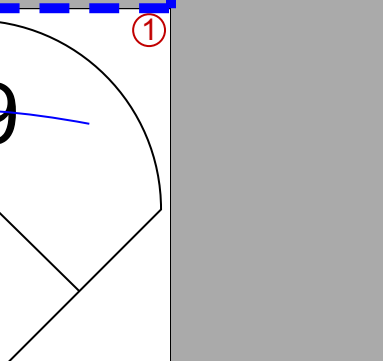
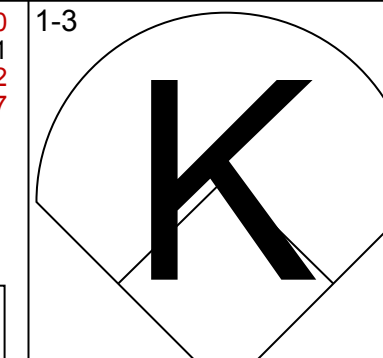
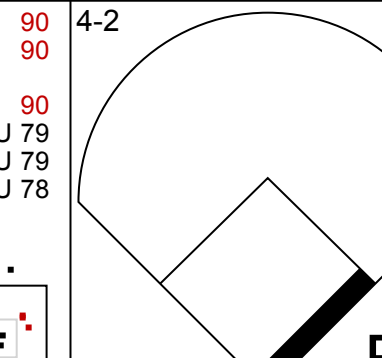

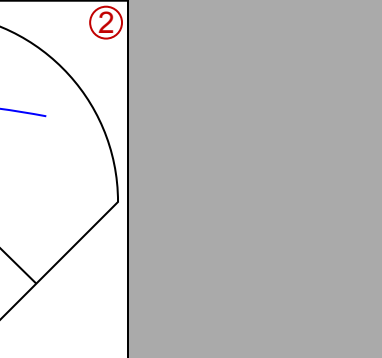
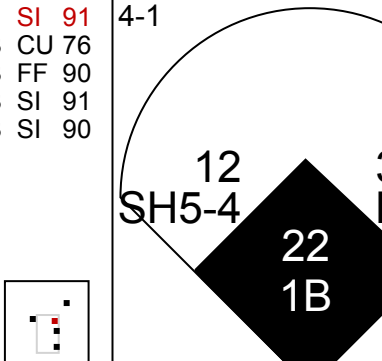
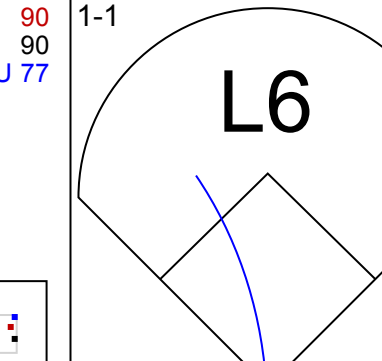

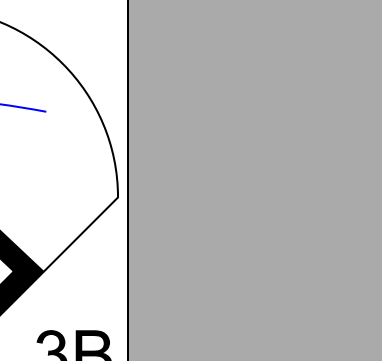
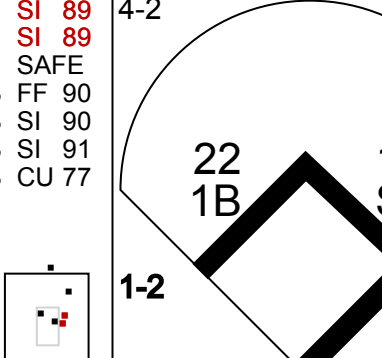
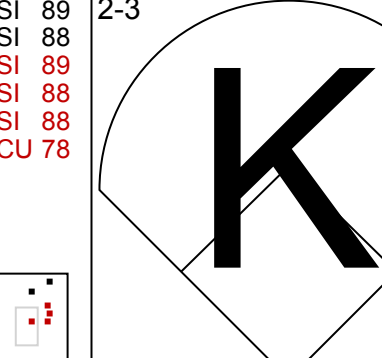
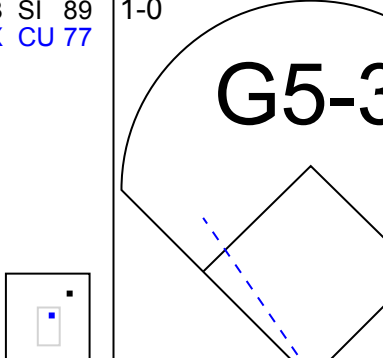
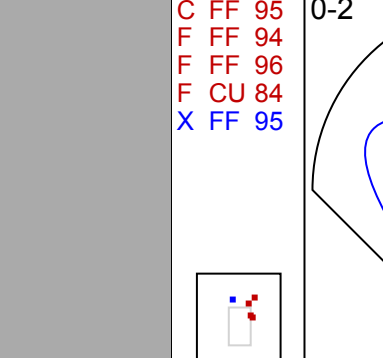
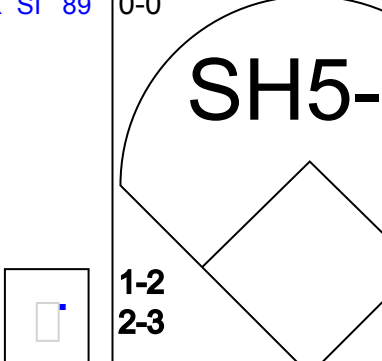
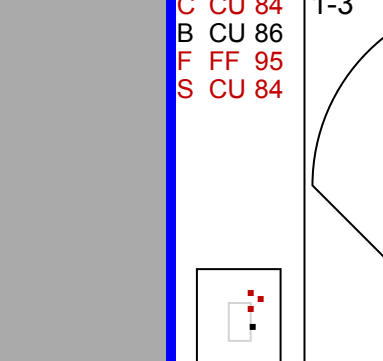
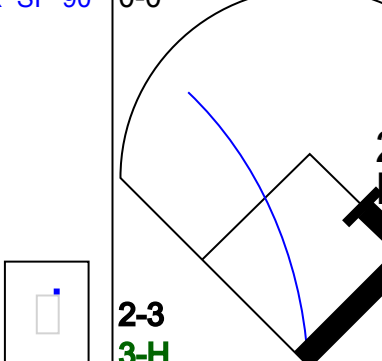
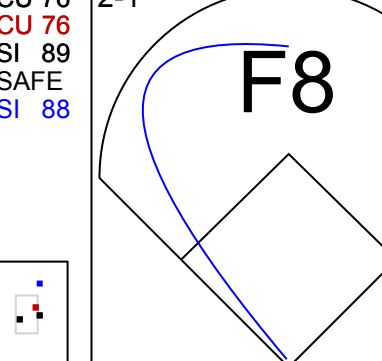

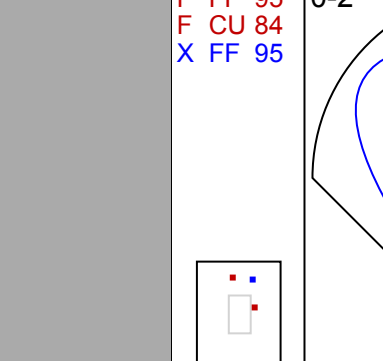
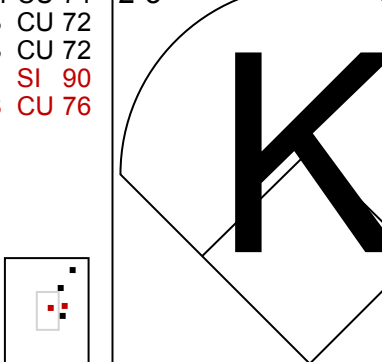
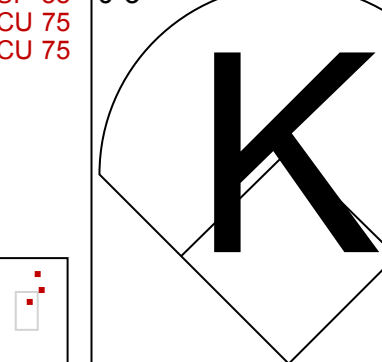

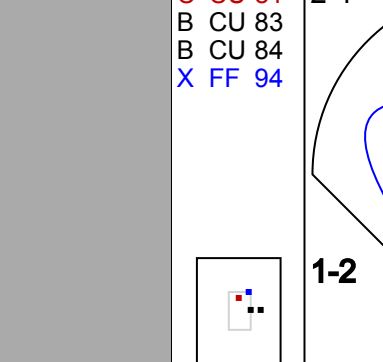
Batter	1	2	3	4	5	6	7	8	9	AB	R	H	RBI	BB	SO	LOB	BOTTOM					
27 Jose Altuve, R OBP: 0.343, SLG: 0.424																						
9 Marwin Gonzalez, S OBP: 0.314, SLG: 0.354																						
44 Justin Maxwell, R OBP: 0.303, SLG: 0.448																						
46 Scott Moore, L OBP: 0.268, SLG: 0.453																						
14 J.D. Martinez, R OBP: 0.316, SLG: 0.386																						
23 Chris Johnson, R OBP: 0.324, SLG: 0.411																						
19 Brian Boguevic, L OBP: 0.302, SLG: 0.325																						
22 Carlos Corporan, S OBP: 0.450, SLG: 0.778																						
60 Dallas Keuchel, L																						
1 Jordan Schafer, L																						
66 Eneido Del Rosario, R																						
63 Xavier Cedeño, L																						
16 Matt Downs, R																						
55 Rhiner Cruz, R																						
Inning Stats	R: 0 E: 0 K: 0 S: 5	H: 0 LOB: 0 BB: 0 P: 8	R: 0 E: 0 K: 2 S: 8	H: 0 LOB: 0 BB: 0 P: 11	R: 0 E: 0 K: 1 S: 9	H: 1 LOB: 1 BB: 0 P: 14	R: 0 E: 0 K: 0 S: 8	H: 0 LOB: 0 BB: 0 P: 13	R: 0 E: 0 K: 1 S: 11	H: 0 LOB: 0 BB: 1 P: 17	R: 0 E: 0 K: 1 S: 9	H: 0 LOB: 0 BB: 0 P: 10	R: 0 E: 0 K: 0 S: 9	H: 1 LOB: 0 BB: 0 P: 15	R: 2 E: 0 K: 0 S: 17	H: 2 LOB: 1 BB: 1 P: 31	R: 1 E: 0 K: 2 S: 11	H: 1 LOB: 1 BB: 1 P: 21	1B: 3 2B: 0 3B: 0 HR: 2	SF: 0 SAC: 1 DP: 1 HBP: 0	WP: 2 PB: 0 SB: 0 CS: 0	PA: 34
PITCHER	IP WLS BF H R ER SO BB IBB HBP BLK WP HR S P ERA WHIP																					
34 A.J. Burnett, R ERA: 3.52	7.1 W 26 4 2 2 2 1 0 0 0 0 0 2 67 103 2.46 0.682																					
32 Brad Lincoln, R ERA: 2.78	0.2 H 3 0 0 0 0 1 0 0 0 0 0 0 9 16 0.00 1.500																					
52 Joel Hanrahan, R ERA: 2.23	1.0 S 5 1 1 1 2 1 0 0 0 0 2 0 11 21 9.00 2.000																					

Pittsburgh Pirates @ Houston Astros
Minute Maid Park, Houston, TX
Thu Jul 26 2012, 7:07 PM - 9:56 PM CDT
Att: 19,926 - Roof Closed - 73 F

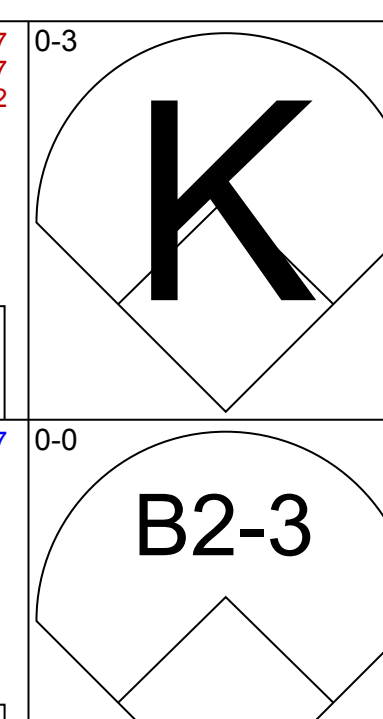
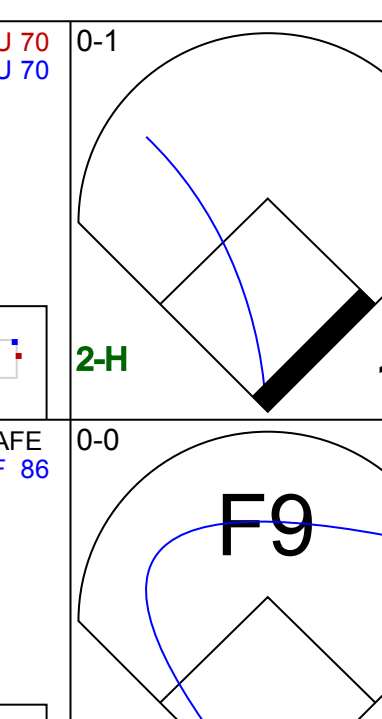
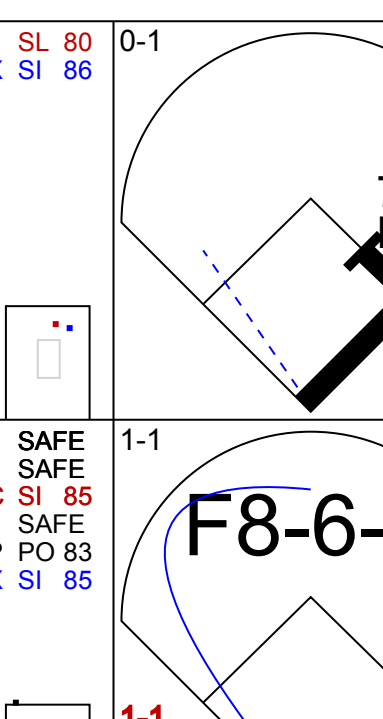
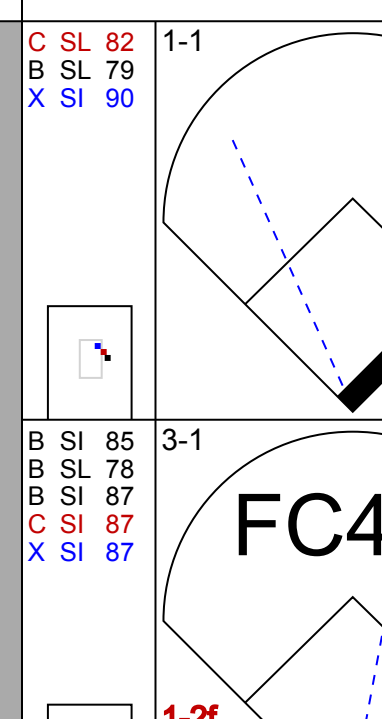
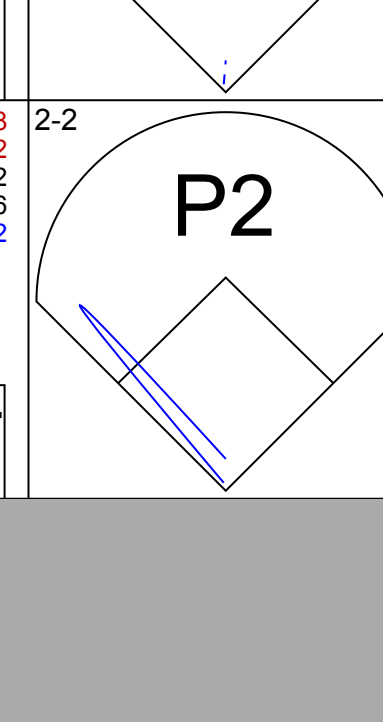


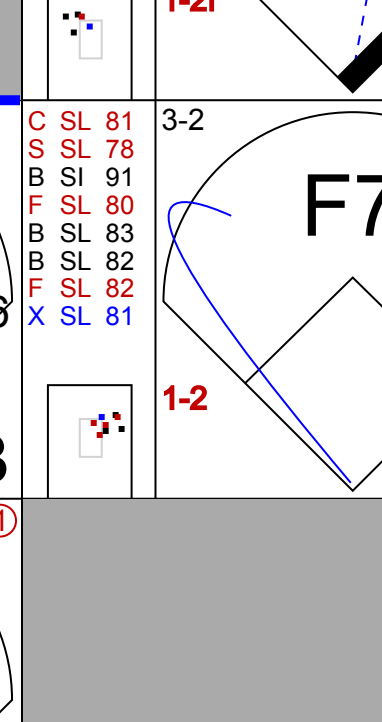

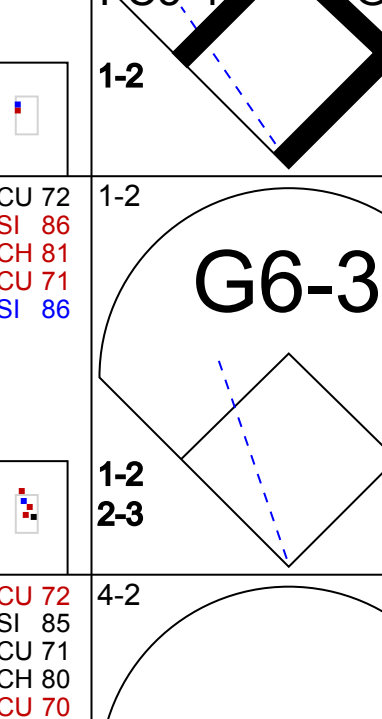
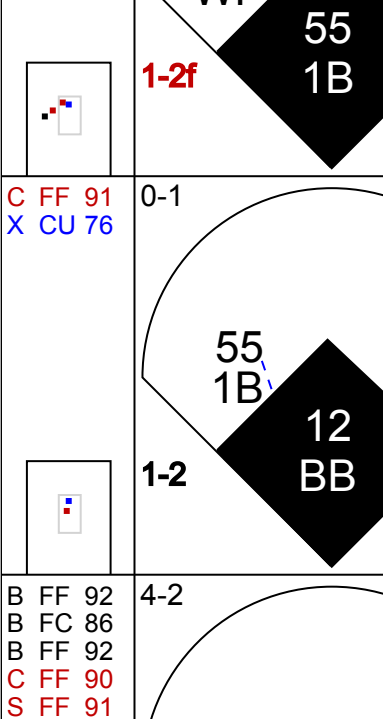
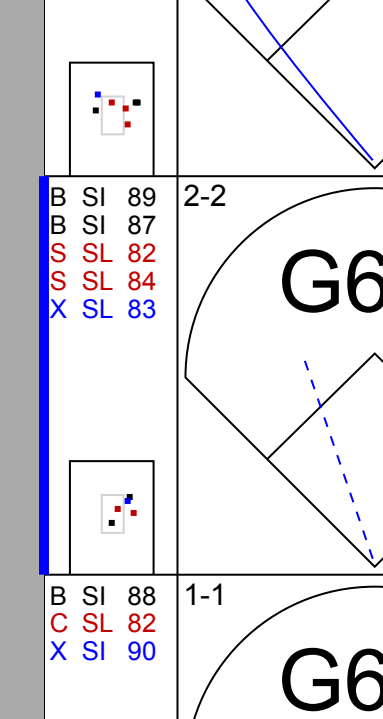
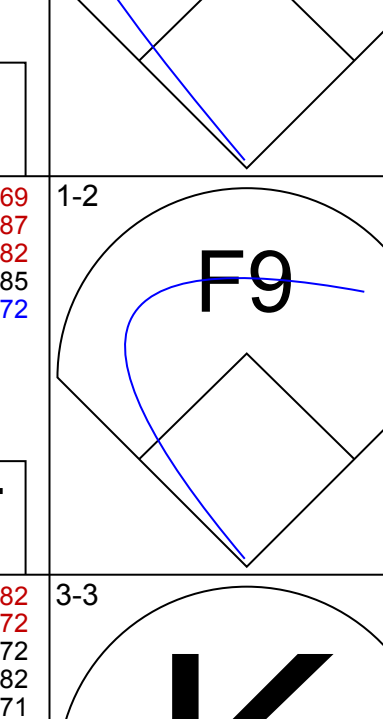
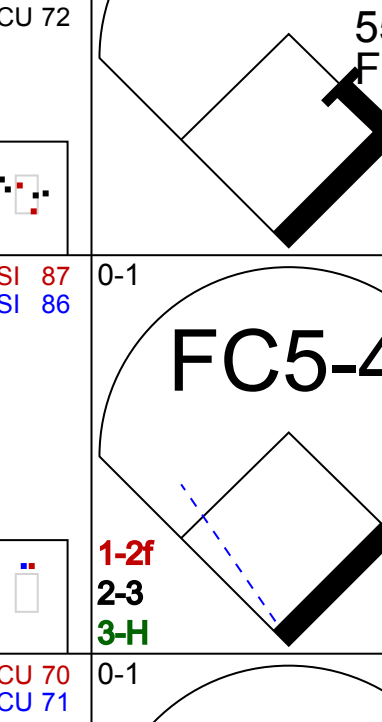
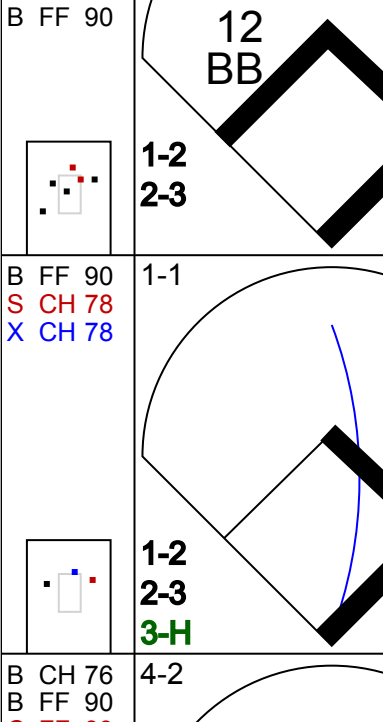
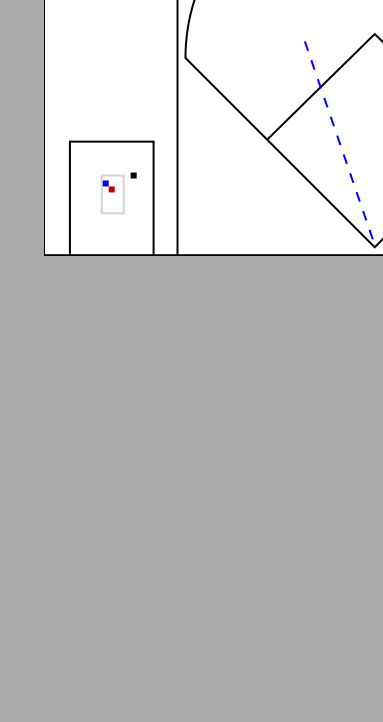

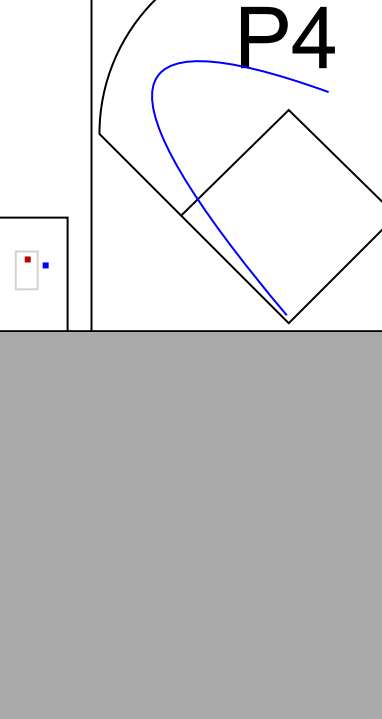
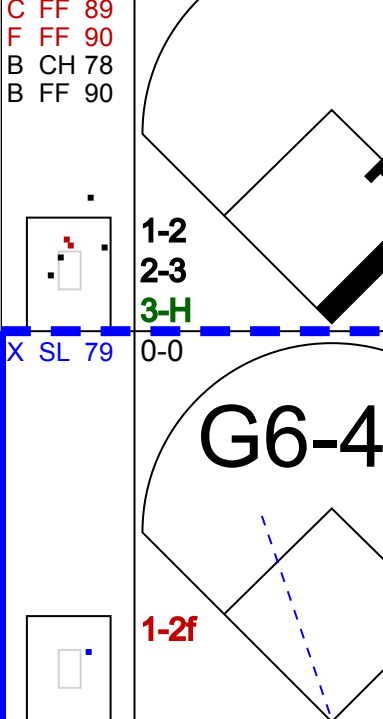


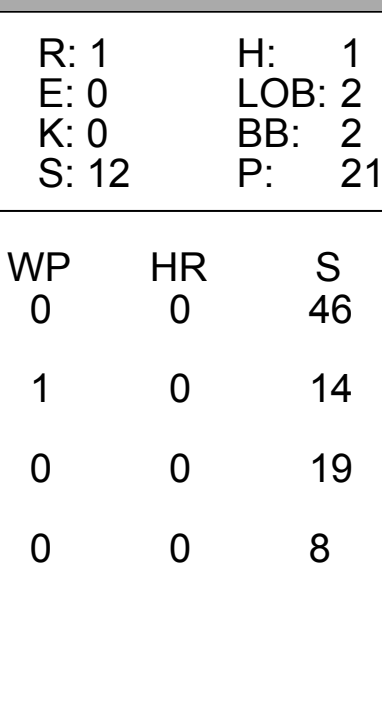
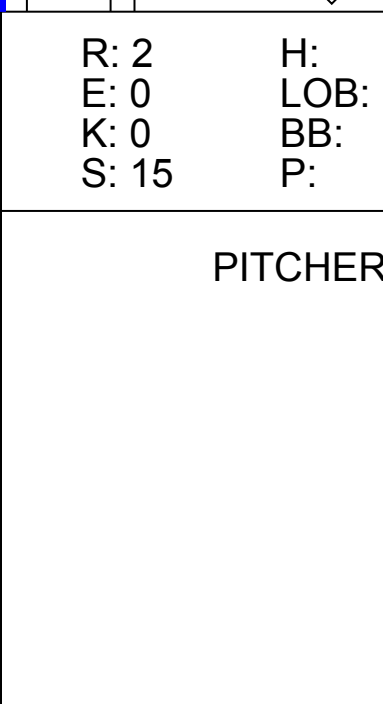
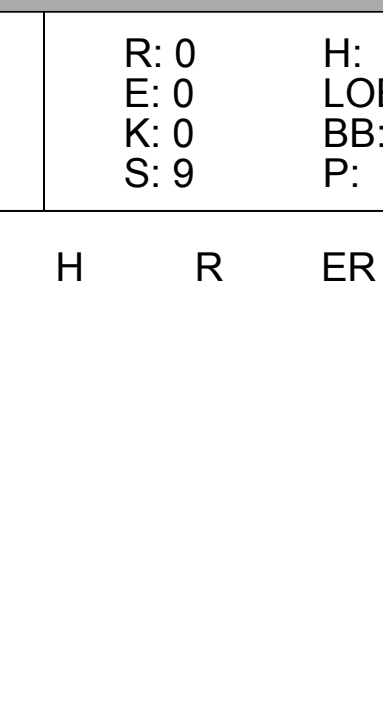
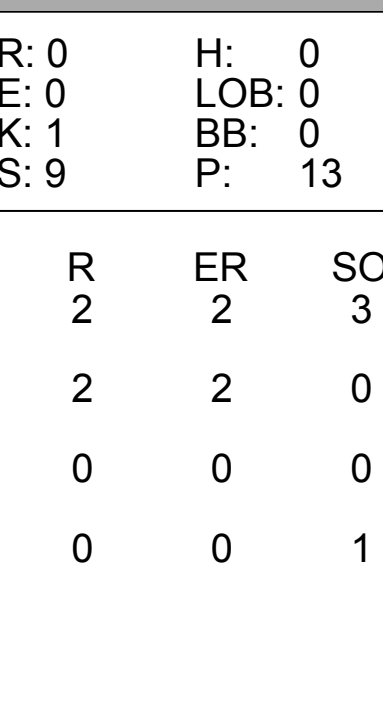


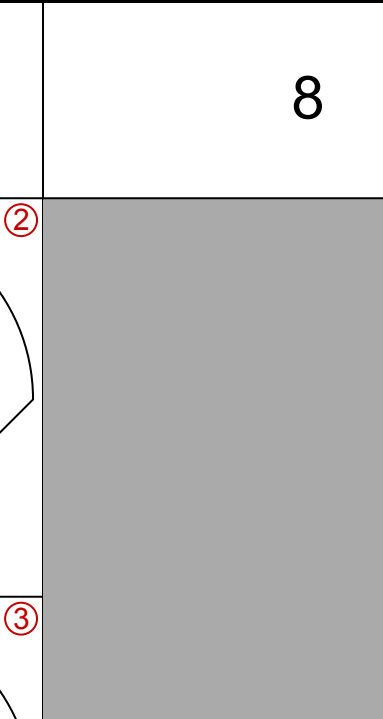



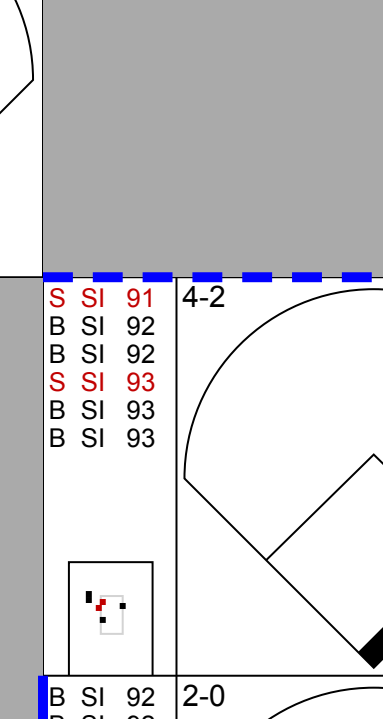
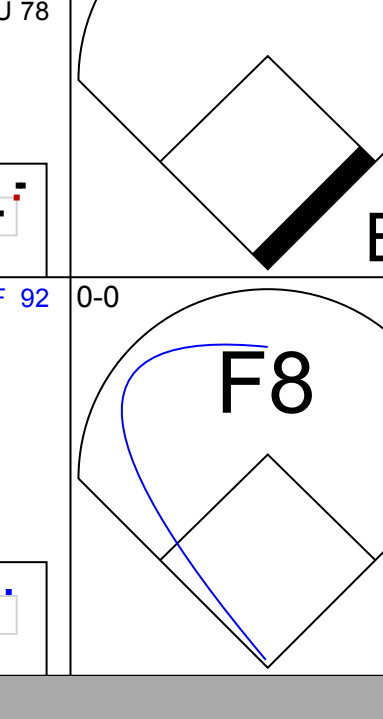
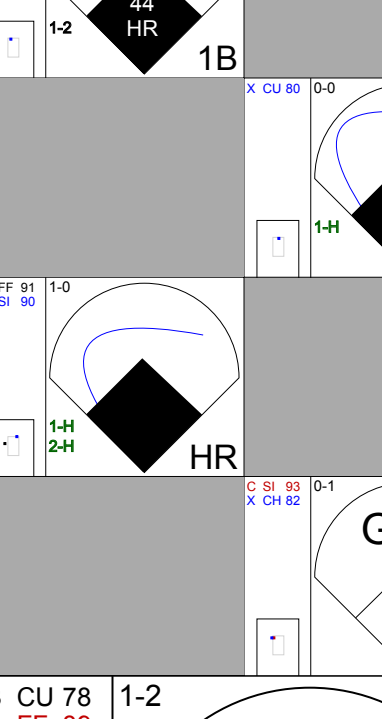
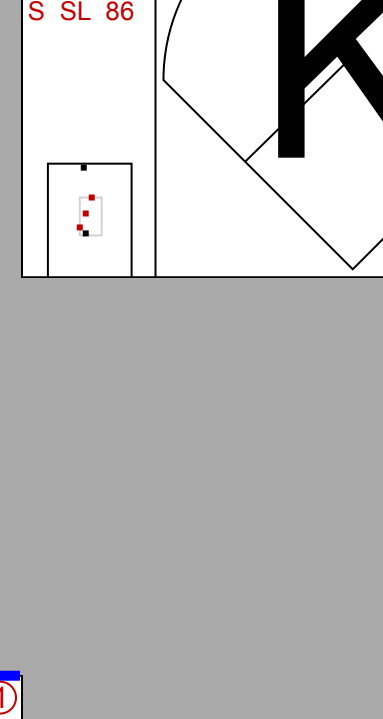
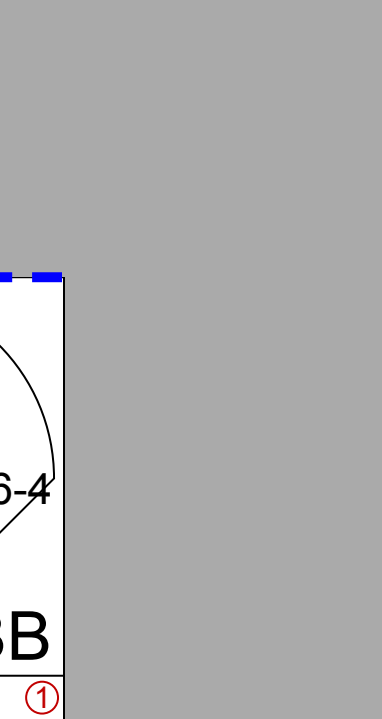

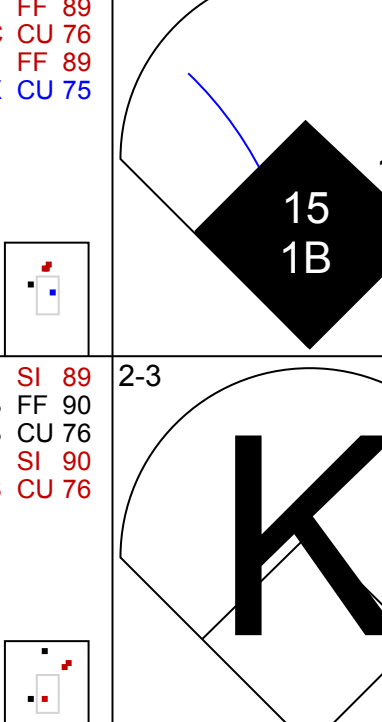

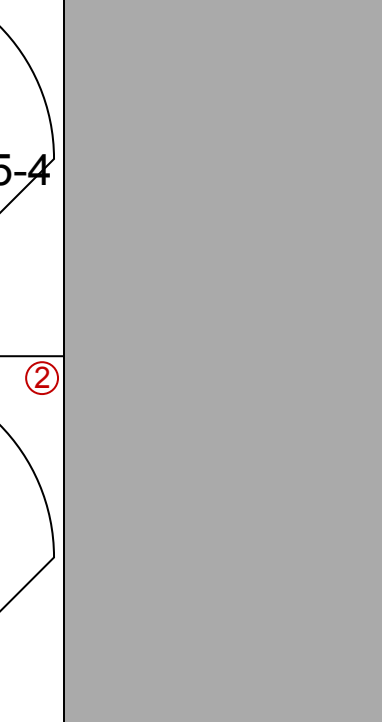

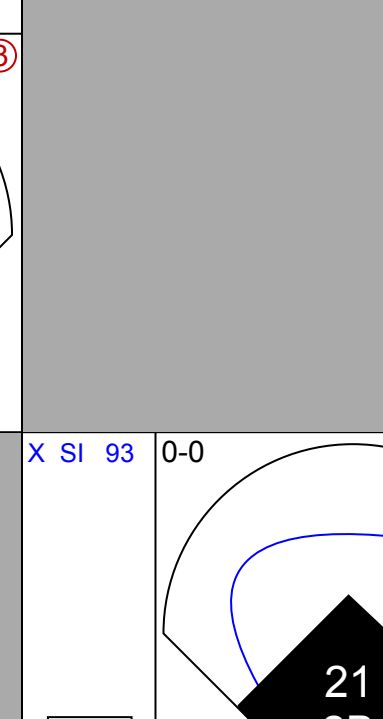
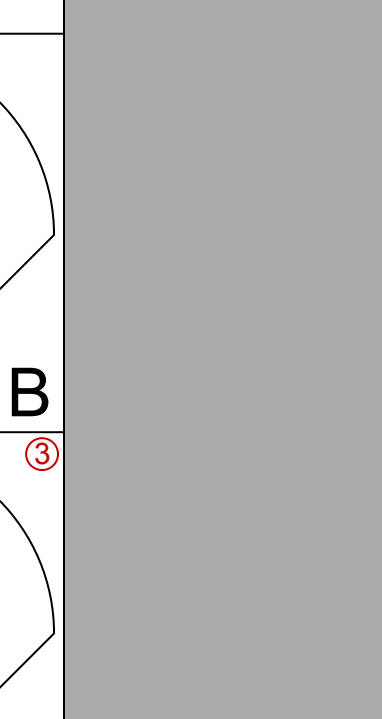
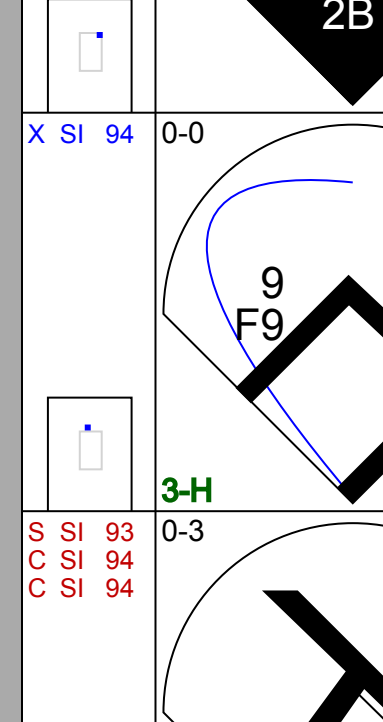
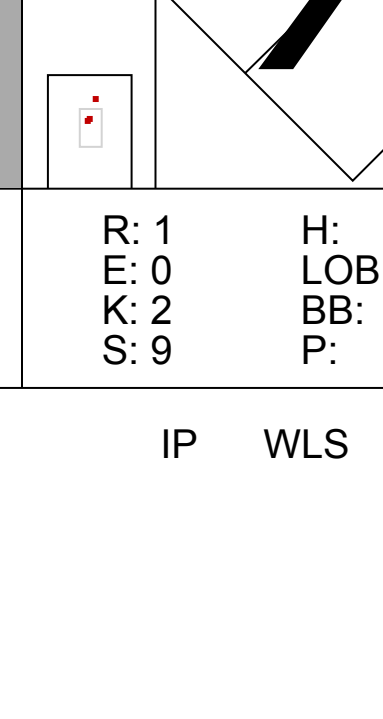

AB 30
R 3
H 5
RBI 3
BB 3
SO 7
LOB 8

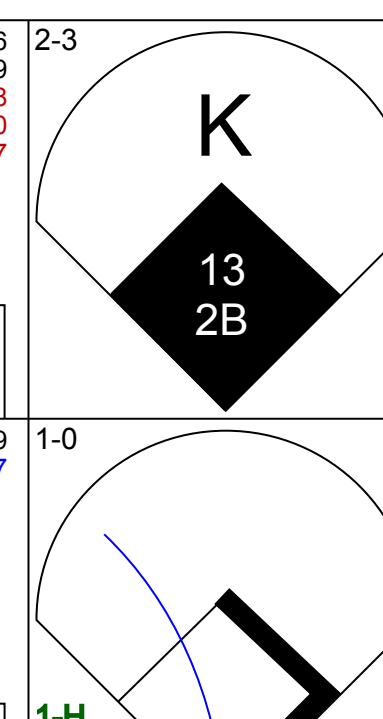
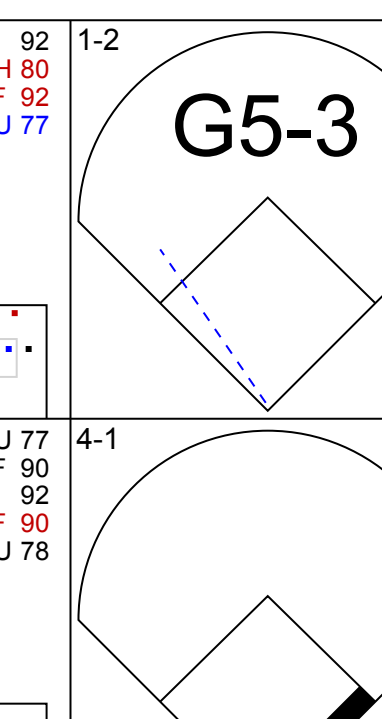
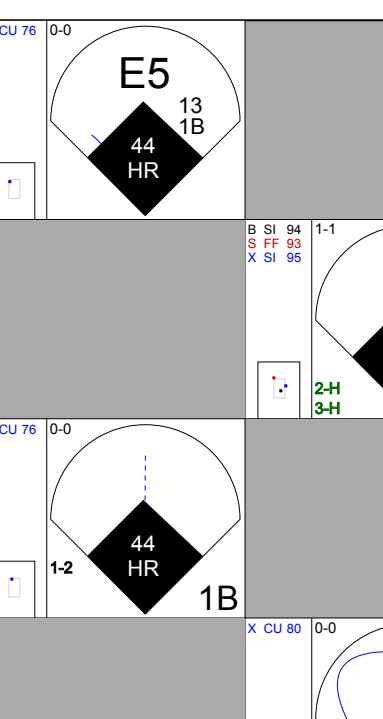
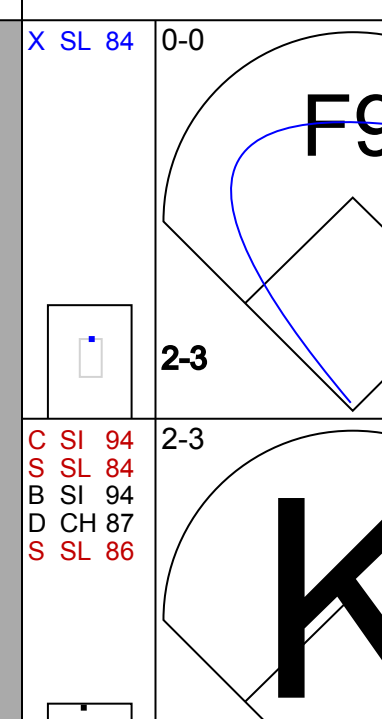
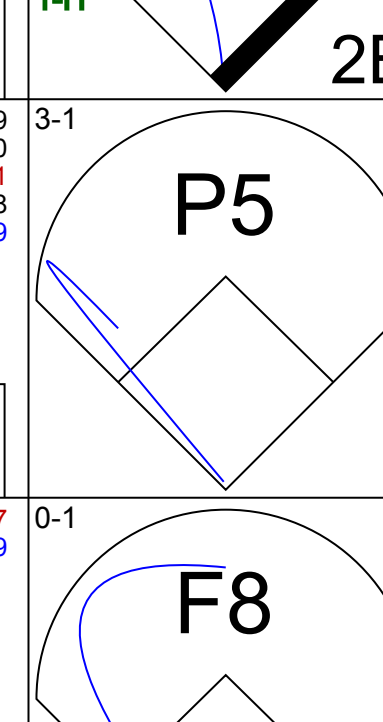
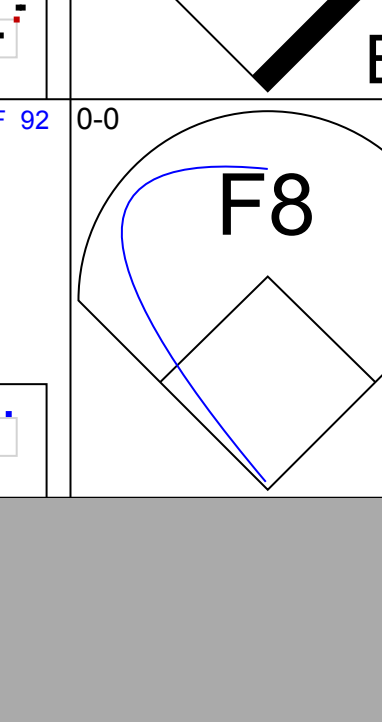
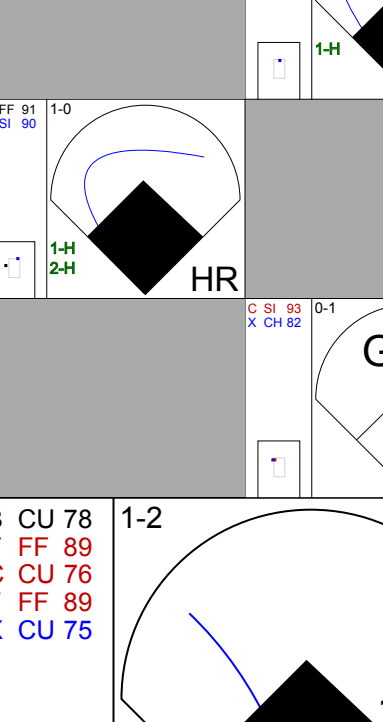

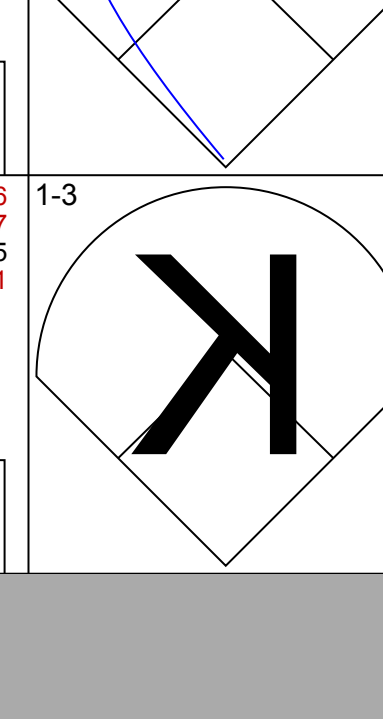

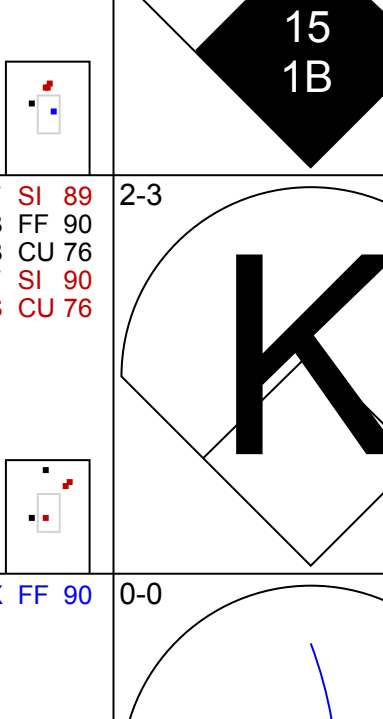



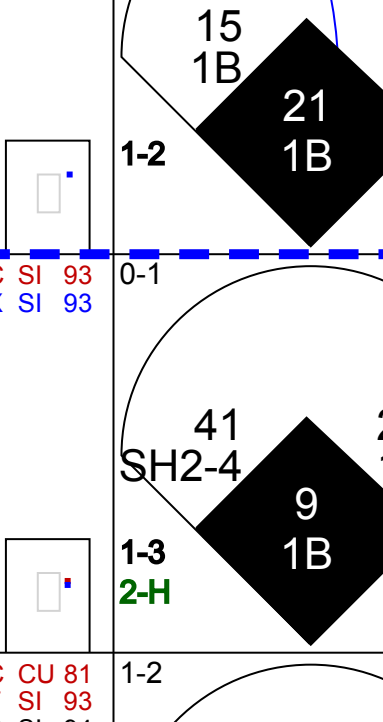
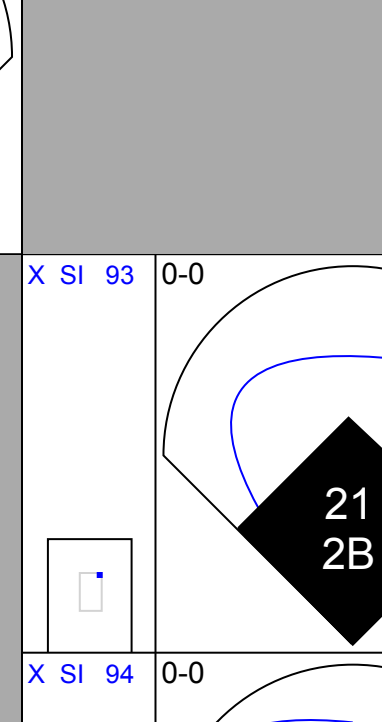

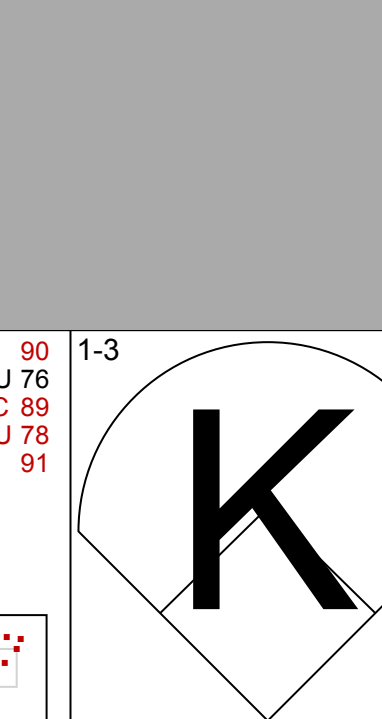
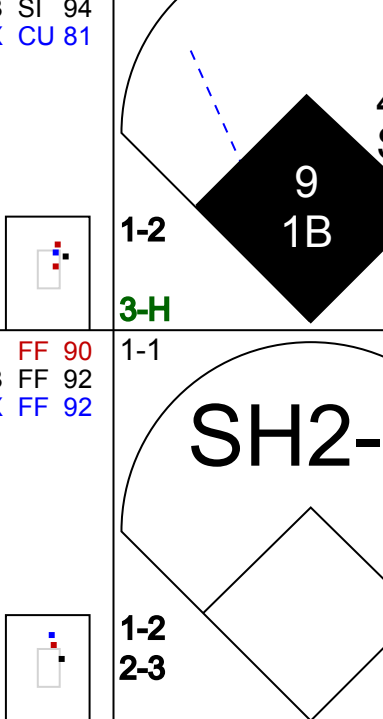
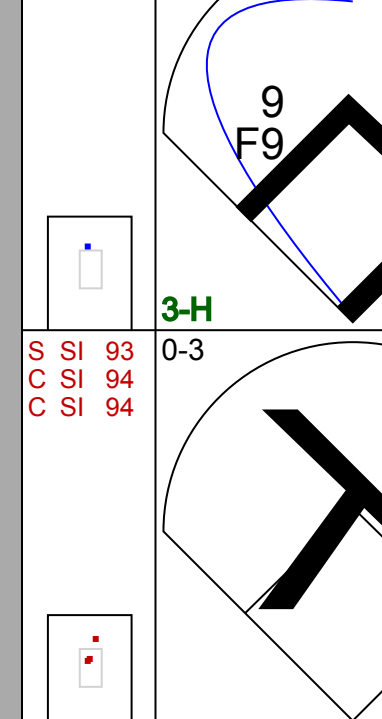
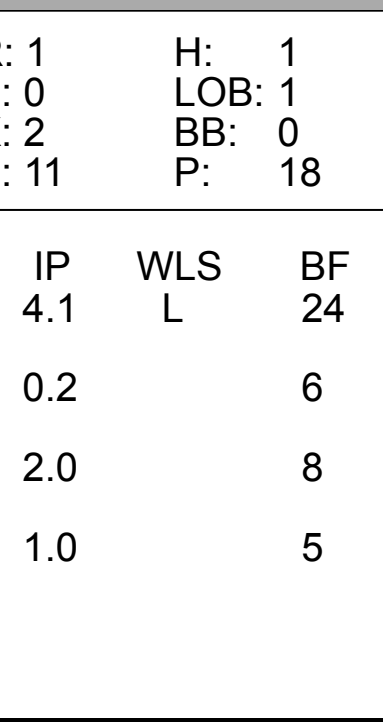
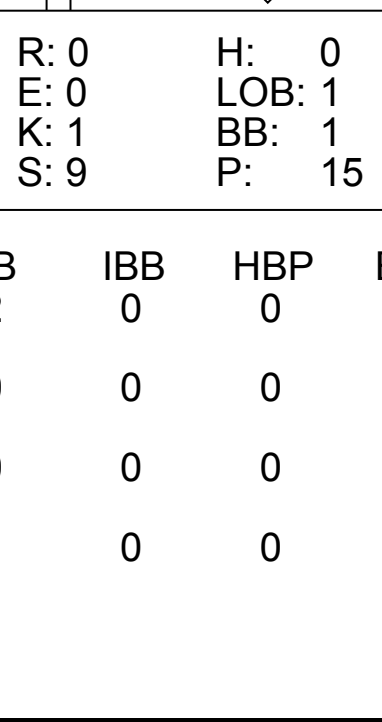
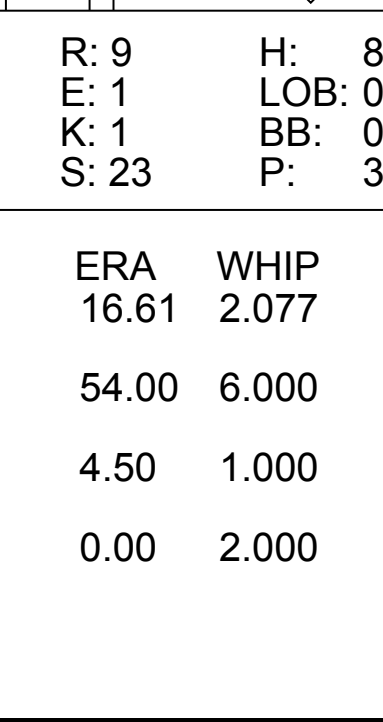
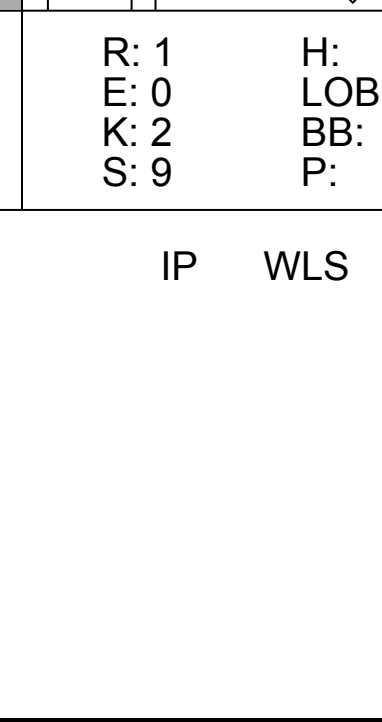


Batter	1	2	3	4	5	6	7	8	9	AB	R	H	RBI	BB	SO	LOB	TOP										
6 Starling Marte, R OBP: 0.143, SLG: 0.385										5	0	0	0	0	1	2	Pittsburgh Pirates @ Houston Astros Minute Maid Park, Houston, TX Sat Jul 28 2012, 6:05 PM - 9:09 PM CDT Att: 34,146 - Roof Closed - 73 F										
7 Alex Presley, L OBP: 0.276, SLG: 0.390										3	1	1	1	1	1	2											
22 Andrew McCutchen, R OBP: 0.426, SLG: 0.631										3	1	1	0	1	0	1											
46 Garrett Jones, L OBP: 0.291, SLG: 0.511										4	1	2	0	0	0	1											
32 Brad Lincoln, L OBP: 0.200, SLG: 0.200										0	0	0	0	0	0	0											
39 Jason Grilli, R										0	0	0	0	0	0	0											
18 Neil Walker, S OBP: 0.359, SLG: 0.436										3	1	1	1	0	0	3											
24 Pedro Alvarez, L OBP: 0.279, SLG: 0.477										4	0	0	0	0	2	5											
26 Rod Barajas, R OBP: 0.279, SLG: 0.360										4	0	1	1	0	1	1											
12 Clint Barnes, R OBP: 0.233, SLG: 0.299										4	0	2	0	0	1	0											
51 Wandy Rodriguez, S (1, 1)										1	0	0	0	0	0	0											
30 Chris Resop, R (7, 1)										0	0	0	0	0	0	0											
14 Casey McGehee, R (6, 3)										1	0	0	0	0	0	0											
Inning Stats	R: 1 E: 0 K: 1 S: 9	H: 2 LOB: 1 BB: 0 P: 12	R: 0 E: 0 K: 2 S: 8	H: 0 LOB: 0 BB: 0 P: 11	R: 0 E: 0 K: 0 S: 12	H: 0 LOB: 1 BB: 1 P: 21	R: 1 E: 0 K: 1 S: 12	H: 1 LOB: 0 BB: 0 P: 19	R: 0 E: 0 K: 1 S: 9	H: 1 LOB: 1 BB: 0 P: 12	R: 1 E: 0 K: 0 S: 8	H: 1 LOB: 1 BB: 0 P: 16	R: 0 E: 0 K: 1 S: 13	H: 2 LOB: 2 BB: 1 P: 22	R: 0 E: 0 K: 0 S: 8	H: 0 LOB: 0 BB: 0 P: 11	1B: 5 2B: 0 3B: 1 HR: 2	SF: 0 SAC: 2 DP: 1 HBP: 1	WP: 1 PB: 1 SB: 0 CS: 0	PA: 37							
PITCHER	IP	WLS	BF	H	R	ER	SO	BB	IBB	HBP	BLK	WP	HR	S	P	ERA	WHIP										
30 Armando Galarraga, R (1, 1)	5.0		22	5	3	2	5	1	0	0	0	1	2	52	81	3.60	1.200										
53 Wesley Wright, L (6, 1)	1.0	B	3	0	0	0	0	0	0	1	0	0	0	0	0	0.00	0.000										
28 C.J. Fick, R (7, 1)	1.0	L	6	2	1	1	0	1	0	0	0	0	0	13	25	9.00	3.000										
43 Fernando Rodriguez Jr., R (1, 1)	1.0		3	1	0	0	1	0	0	0	0	0	0	9	13	0.00	1.000										
59 Wilton Lopez, R (9, 1)	1.0		3	0	0	0	0	0	0	0	0	0	0	8	11	0.00	0.000										

Batter	1	2	3	4	5	6	7	8	9	AB	R	H	RBI	BB	SO	LOB	BOTTOM										
27 Jose Altuve, R (1, 4)										5	1	2	0	0	1	2	Pittsburgh Pirates @ Houston Astros Minute Maid Park, Houston, TX Sat Jul 28 2012, 6:05 PM - 9:09 PM CDT Att: 34,146 - Roof Closed - 73 F										
16 Matt Downs, R (1, 3)										4	1	1	0	0	0	2											
28 C.J. Fick, R (7, 1)										0	0	0	0	0	0	0											
43 Fernando Rodriguez Jr., R (1, 1)										0	0	0	0	0	0	0											
9 Marwin Gonzalez, S (9, 6)										1	0	0	0	0	0	0											
Chris Johnson, R (1, 5)										4	0	0	0	1	1	2											
14 J.D. Martinez, R (1, 7)										3	0	0	0	1	2	3											
44 Justin Maxwell, R (1, 8)										3	1	1	2	1	0	1											
3 Ben Francisco, R (1, 9)										3	0	0	0	1	1	1											
18 Chris Snyder, R (9, 2)										0	0	0	0	0	0	0											
12 Brian Bixler, R (1, 6)										1	0	0	0	1	0	0											
19 Brian Boquevic, L (6, PH)										1	0	0	0	0	1	0											
22 Carlos Corporan, S (1, 2)										4	0	2	1	0	1	1											
1 Jordan Schafer, L (6, PR)										0	0	0	0	0	0	0											
59 Wilton Lopez, R (9, 1)										0	0	0	0	0	0	0											
30 Armando Galarraga, R (1, 1)										2	0	0	0	0	2	3											
53 Wesley Wright, R (6, 1)										0	0	0	0	0	0	0											
46 Scott Moore, L (6, PH)										2	0	1	0	0	0	1											
Inning Stats	R: 0 E: 0 K: 1 S: 6	H: 0 LOB: 1 BB: 1 P: 13	R: 1 E: 0 K: 1 S: 11	H: 1 LOB: 2 BB: 2 P: 23	R: 0 E: 0 K: 0 S: 8	H: 0 LOB: 1 BB: 1 P: 17	R: 0 E: 0 K: 2 S: 10	H: 0 LOB: 1 BB: 1 P: 18	R: 2 E: 0 K: 0 S: 10	H: 3 LOB: 2 BB: 0 P: 15	R: 0 E: 0 K: 1 S: 12	H: 2 LOB: 0 BB: 0 P: 17	R: 0 E: 0 K: 1 S: 12	H: 0 LOB: 0 BB: 0 P: 20	R: 0 E: 0 K: 1 S: 13	H: 1 LOB: 2 BB: 0 P: 16	R: 0 E: 0 K: 2 S: 8	H: 0 LOB: 0 BB: 0 P: 15	1B: 6 2B: 0 3B: 1 HR: 0	SF: 0 SAC: 1 DP: 0 HBP: 0	WP: 0 PB: 0 SB: 1 CS: 0	PA: 39					
PITCHER	IP	WLS	BF	H	R	ER	SO	BB	IBB	HBP	BLK	WP	HR	S	P	ERA	WHIP										
51 Wandy Rodriguez, L (1, 1)	6.0		29	6	3	3	5	5	0	0	0	0	0	57	103	4.50	1.833										
30 Chris Resop, R (7, 1)	1.0	W	3	0	0	0	1	0	0	0	0	0	0	12	20	0.00	0.000										
32 Brad Lincoln, R (8, 1)	1.0	H	4	1	0	0	1	0	0	0	0	0	0	13	16	0.00	1.000										
39 Jason Grilli, R (9, 1)	1.0	S	3	0	0	0	2	0	0	0	0	0	0	8	15	0.00	0.000										



Batter	1	2	3	4	5	6	7	8	9	AB	R	H	RBI	BB	SO	LOB	TOP					
6 Starling Marte, R OBP: 0.304, SLG: 0.455										4	0	3	1	0	1	0	Pittsburgh Pirates @ Chicago Cubs Wrigley Field, Chicago, IL Mon Jul 30 2012, 7:08 PM - 10:16 PM CDT Att: 33,337 - Partly Cloudy - 89 F					
7 Alex Presley, L OBP: 0.271, SLG: 0.380										4	0	0	0	0	0	3						
22 Andrew McCutchen, R OBP: 0.426, SLG: 0.627										3	1	1	0	1	0	1						
46 Garrett Jones, L OBP: 0.289, SLG: 0.513										4	1	1	0	0	0	1						
18 Neil Walker, S OBP: 0.359, SLG: 0.437										3	1	1	0	0	0	2						
5 Josh Harrison, R OBP: 0.290, SLG: 0.388										1	0	0	0	0	0	0						
24 Pedro Alvarez, L OBP: 0.299, SLG: 0.476										2	0	0	0	2	1	0						
48 Jared Hughes, R										0	0	0	0	0	0	0						
55 Michael McKenry, R OBP: 0.342, SLG: 0.551										4	0	1	2	0	1	2						
12 Clint Barmes, R OBP: 0.237, SLG: 0.299										3	1	1	1	1	0	2						
45 Erik Bedard, L OBP: 0.069, SLG: 0.069										1	0	0	0	0	0	0						
30 Chris Resop, R										0	0	0	0	0	0	0						
Casey McGehee, R OBP: 0.297, SLG: 0.377										1	0	0	0	0	0	3						
44 Tony Watson, L										0	0	0	0	0	0	0						
17 Drew Sutton, S OBP: 0.292, SLG: 0.393										1	0	0	0	0	1	0						
Inning Stats	R: 0 E: 0 K: 1 S: 7	H: 0 LOB: 0 BB: 0 P: 9	R: 0 E: 0 K: 1 S: 9	H: 0 LOB: 0 BB: 0 P: 13	R: 1 E: 0 K: 1 S: 11	H: 2 LOB: 1 BB: 0 P: 15	R: 1 E: 0 K: 0 S: 12	H: 1 LOB: 2 BB: 2 P: 21	R: 0 E: 0 K: 0 S: 7	H: 1 LOB: 0 BB: 0 P: 7	R: 2 E: 0 K: 0 S: 15	H: 3 LOB: 2 BB: 2 P: 27	R: 0 E: 0 K: 0 S: 9	H: 0 LOB: 0 BB: 0 P: 16	R: 0 E: 0 K: 0 S: 9	H: 0 LOB: 0 BB: 0 P: 15	R: 0 E: 0 K: 1 S: 8	H: 0 LOB: 0 BB: 0 P: 11	1B: 8 2B: 1 3B: 0 HR: 0	SF: 0 SAC: 1 DP: 2 HBP: 0	WP: 1 PB: 0 SB: 0 CS: 1	PA: 36
PITCHER	IP WLS BF H R ER SO BB IBB HBP BLK WP HR S P ERA WHIP																					
41 Justin Germano, R ERA: 1.98	5.0 W 20 4 2 2 3 2 0 0 0 0 0 0 46 65 3.60 1.200																					
16 Jeff Beliveau, L ERA: 5.0	0.1 6 3 2 2 0 2 0 0 0 0 1 0 14 26 54.00 15.000																					
60 Manny Corpas, R ERA: 3.18	2.2 7 1 0 0 0 0 0 0 0 0 0 0 19 32 0.00 0.375																					
57 Scott Maine, L ERA: 5.0	1.0 3 0 0 0 1 0 0 0 0 0 0 0 8 11 0.00 0.000																					

Batter	1	2	3	4	5	6	7	8	9	AB	R	H	RBI	BB	SO	LOB	BOTTOM	
Reed Johnson, R OBP: 0.355, SLG: 0.444										3	2	0	0	0	1	0	Pittsburgh Pirates @ Chicago Cubs Wrigley Field, Chicago, IL Mon Jul 30 2012, 7:08 PM - 10:16 PM CDT Att: 33,337 - Partly Cloudy - 89 F	
9 David DeJesus, L OBP: 0.359, SLG: 0.391										2	1	1	2	0	0	1		
13 Starlin Castro, R OBP: 0.313, SLG: 0.430										4	2	3	3	1	1	1		
44 Anthony Rizzo, L OBP: 0.371, SLG: 0.587										4	1	1	3	1	0	2		
12 Alfonso Soriano, R OBP: 0.324, SLG: 0.504										4	1	1	0	0	1	1		
1 Tony Campana, L OBP: 0.301, SLG: 0.293										1	0	0	0	0	0	1		
3 Jeff Baker, R OBP: 0.307, SLG: 0.441										5	1	1	0	0	2	3		
Geovany Soto, R OBP: 0.284, SLG: 0.347										2	2	1	0	1	1	0		
51 Steve Clevenger, L OBP: 0.269, SLG: 0.338										2	0	1	0	0	0	0		
15 Darwin Barney, R OBP: 0.310, SLG: 0.392										5	3	3	4	0	2	2		
21 Joe Mather, R OBP: 0.280, SLG: 0.366										4	1	2	2	0	0	0		
41 Justin Germano, R										2	0	0	0	0	2	0		
16 Jeff Beliveau, L										0	0	0	0	0	0	0		
60 Manny Corpas, R										1	0	0	0	0	1	1		
57 Scott Maine, L										0	0	0	0	0	0	0		
Inning Stats	R: 1 E: 0 K: 2 S: 11	H: 1 LOB: 1 BB: 0 P: 18	R: 0 E: 0 K: 2 S: 9	H: 0 LOB: 0 BB: 0 P: 15	R: 0 E: 0 K: 1 S: 9	H: 0 LOB: 1 BB: 1 P: 15	R: 3 E: 0 K: 1 S: 14	H: 2 LOB: 0 BB: 1 P: 24	R: 0 E: 0 K: 1 S: 8	H: 0 LOB: 0 BB: 0 P: 11	R: 1 E: 0 K: 2 S: 9	H: 2 LOB: 1 BB: 0 P: 11	R: 0 E: 0 K: 1 S: 16	H: 1 LOB: 2 BB: 1 P: 29	1B: 8 2B: 2 3B: 1 HR: 3	SF: 0 SAC: 1 DP: 0 HBP: 0	WP: 1 PB: 0 SB: 0 CS: 0	PA: 43
PITCHER	IP WLS BF H R ER SO BB IBB HBP BLK WP HR S P ERA WHIP																	
45 Erik Bedard, L ERA: 4.83	4.1 L 24 7 9 8 7 2 0 0 0 0 0 1 12 15 54.00 6.000																	
30 Chris Resop, R ERA: 3.78	0.2 6 4 4 4 0 0 0 0 0 0 0 0 17 22 4.50 1.000																	
44 Tony Watson, L ERA: 4.45	2.0 8 2 1 1 3 0 0 0 0 0 0 0 16 29 0.00 2.000																	
48 Jared Hughes, R ERA: 1.97	1.0 5 1 0 0 1 1 0 0 0 0 0 0 16 29 0.00 2.000																	

Batter	1	2	3	4	5	6	7	8	9	AB	R	H	RBI	BB	SO	LOB	TOP							
6 Starling Marte, R OBP: 0.250, SLG: 0.370										5	0	0	0	0	2	0								
23 Travis Snider, L OBP: 0.311, SLG: 0.525										4	2	1	0	1	1	1								
22 Andrew McCutchen, R OBP: 0.429, SLG: 0.629										5	1	3	0	0	1	1								
46 Garrett Jones, L OBP: 0.294, SLG: 0.511										3	1	1	0	2	1	3								
18 Neil Walker, S OBP: 0.358, SLG: 0.444										3	1	1	5	0	0	3								
24 Pedro Alvarez, L OBP: 0.304, SLG: 0.481										3	0	2	0	1	1	1								
26 Rod Barajas, R OBP: 0.279, SLG: 0.355										3	0	0	0	1	1	3								
12 Clint Barmes, R OBP: 0.234, SLG: 0.295										4	0	0	0	0	0	4								
34 A.J. Burnett, R OBP: 0.154, SLG: 0.083										4	0	0	0	0	4	0								
Inning Stats	R: 4 H: 4 E: 0 K: 2 S: 20	H: 4 LOB: 1 BB: 1 P: 36	R: 0 H: 0 E: 0 K: 1 S: 7	H: 0 LOB: 0 BB: 0 P: 11	R: 0 H: 3 E: 0 K: 0 S: 13	H: 3 LOB: 3 BB: 1 P: 24	R: 0 H: 0 E: 0 K: 2 S: 10	H: 0 LOB: 0 BB: 0 P: 14	R: 0 H: 0 E: 0 K: 0 S: 11	H: 0 LOB: 2 BB: 2 P: 23	R: 0 H: 1 E: 1 K: 2 S: 13	H: 1 LOB: 1 BB: 1 P: 24	R: 0 H: 0 E: 0 K: 1 S: 7	H: 0 LOB: 0 BB: 0 P: 10	R: 0 H: 0 E: 1 K: 1 S: 8	H: 0 LOB: 1 BB: 0 P: 10	1B: 5 2B: 2 HR: 1	SF: 1 SAC: 0 HBP: 0	WP: 0 PB: 0 SB: 1 CS: 0	PA: 40				
PITCHER	IP: 4.2 WLS: L BF: 24 ERA: 7.4	IP: 2.0 WLS: 1 BF: 8 ERA: 4.55	IP: 1.1 WLS: 0 BF: 4 ERA: 4.15	IP: 1.0 WLS: 0 BF: 4 ERA: 2.7	IP: 4.2 WLS: L BF: 17 ERA: 7.4	IP: 2.0 WLS: 1 BF: 8 ERA: 4.55	IP: 1.1 WLS: 0 BF: 4 ERA: 4.15	IP: 1.0 WLS: 0 BF: 4 ERA: 2.7	IP: 4.2 WLS: L BF: 17 ERA: 7.4	IP: 2.0 WLS: 1 BF: 8 ERA: 4.55	IP: 1.1 WLS: 0 BF: 4 ERA: 4.15	IP: 1.0 WLS: 0 BF: 4 ERA: 2.7	IP: 4.2 WLS: L BF: 17 ERA: 7.4	IP: 2.0 WLS: 1 BF: 8 ERA: 4.55	IP: 1.1 WLS: 0 BF: 4 ERA: 4.15	IP: 1.0 WLS: 0 BF: 4 ERA: 2.7	IP: 4.2 WLS: L BF: 17 ERA: 7.4	IP: 2.0 WLS: 1 BF: 8 ERA: 4.55	IP: 1.1 WLS: 0 BF: 4 ERA: 4.15	IP: 1.0 WLS: 0 BF: 4 ERA: 2.7	IP: 4.2 WLS: L BF: 17 ERA: 7.4	IP: 2.0 WLS: 1 BF: 8 ERA: 4.55	IP: 1.1 WLS: 0 BF: 4 ERA: 4.15	IP: 1.0 WLS: 0 BF: 4 ERA: 2.7

Pittsburgh Pirates @ Chicago Cubs
Wrigley Field, Chicago, IL
Tue Jul 31 2012, 7:09 PM - 9:58 PM CDT
Att: 33,158 - Clear - 75 F

AB	34
R	5
H	8
RBI	5
BB	5
SO	11
LOB	16



Batter	1	2	3	4	5	6	7	8	9	AB	R	H	RBI	BB	SO	LOB	BOTTOM								
9 David DeJesus, L OBP: 0.358, SLG: 0.388										3	0	0	0	1	1	2									
13 Starlin Castro, R OBP: 0.310, SLG: 0.426										4	0	0	0	0	0	1									
44 Anthony Rizzo, L OBP: 0.367, SLG: 0.571										3	0	0	0	1	1	0									
12 Alfonso Soriano, R OBP: 0.320, SLG: 0.499										4	0	0	0	0	2	1									
6 Bryan LaHair, L OBP: 0.344, SLG: 0.462										3	0	0	0	0	1	0									
51 Steve Clevenger, L OBP: 0.263, SLG: 0.331										3	0	0	0	0	1	0									
15 Darwin Barney, R OBP: 0.310, SLG: 0.390										2	0	0	0	0	1	0									
3 Jeff Baker, R OBP: 0.307, SLG: 0.441										0	0	0	0	0	0	0									
24 Luis Valbuena, L OBP: 0.252, SLG: 0.331										3	0	0	0	0	1	1									
27 Casey Coleman, L OBP: 0.333, SLG: 0.333										1	0	0	0	0	0	0									
57 Scott Maine, L OBP: 0.307, SLG: 0.441										1	0	0	0	0	0	0									
16 Jeff Beliveau, L OBP: 0.250, SLG: 0.342										1	0	1	0	0	0	0									
54 Shawn Camp, R OBP: 0.250, SLG: 0.342										0	0	0	0	0	0	0									
Inning Stats	R: 0 H: 0 E: 0 K: 1 S: 7	H: 0 LOB: 0 BB: 0 P: 9	R: 0 H: 0 E: 0 K: 1 S: 7	H: 0 LOB: 0 BB: 0 P: 10	R: 0 H: 0 E: 0 K: 1 S: 9	H: 0 LOB: 0 BB: 0 P: 11	R: 0 H: 0 E: 0 K: 1 S: 8	H: 0 LOB: 1 BB: 1 P: 15	R: 0 H: 0 E: 0 K: 1 S: 6	H: 0 LOB: 0 BB: 0 P: 7	R: 0 H: 0 E: 0 K: 0 S: 12	H: 0 LOB: 1 BB: 1 P: 22	R: 0 H: 0 E: 0 K: 0 S: 6	H: 0 LOB: 0 BB: 0 P: 6	R: 0 H: 1 E: 0 K: 2 S: 12	H: 1 LOB: 2 BB: 0 P: 19	R: 0 H: 0 E: 0 K: 1 S: 6	H: 0 LOB: 0 BB: 0 P: 9	1B: 1 2B: 0 HR: 0	SF: 0 SAC: 0 HBP: 1	WP: 0 PB: 0 SB: 2 CS: 0	PA: 31			
PITCHER	IP: 9.0 WLS: W BF: 31 ERA: 3.27	IP: 9.0 WLS: W BF: 31 ERA: 3.27	IP: 9.0 WLS: W BF: 31 ERA: 3.27	IP: 9.0 WLS: W BF: 31 ERA: 3.27	IP: 9.0 WLS: W BF: 31 ERA: 3.27	IP: 9.0 WLS: W BF: 31 ERA: 3.27	IP: 9.0 WLS: W BF: 31 ERA: 3.27	IP: 9.0 WLS: W BF: 31 ERA: 3.27	IP: 9.0 WLS: W BF: 31 ERA: 3.27	IP: 9.0 WLS: W BF: 31 ERA: 3.27	IP: 9.0 WLS: W BF: 31 ERA: 3.27	IP: 9.0 WLS: W BF: 31 ERA: 3.27	IP: 9.0 WLS: W BF: 31 ERA: 3.27	IP: 9.0 WLS: W BF: 31 ERA: 3.27	IP: 9.0 WLS: W BF: 31 ERA: 3.27	IP: 9.0 WLS: W BF: 31 ERA: 3.27	IP: 9.0 WLS: W BF: 31 ERA: 3.27	IP: 9.0 WLS: W BF: 31 ERA: 3.27	IP: 9.0 WLS: W BF: 31 ERA: 3.27	IP: 9.0 WLS: W BF: 31 ERA: 3.27	IP: 9.0 WLS: W BF: 31 ERA: 3.27	IP: 9.0 WLS: W BF: 31 ERA: 3.27	IP: 9.0 WLS: W BF: 31 ERA: 3.27	IP: 9.0 WLS: W BF: 31 ERA: 3.27	IP: 9.0 WLS: W BF: 31 ERA: 3.27

Pittsburgh Pirates @ Chicago Cubs
Wrigley Field, Chicago, IL
Tue Jul 31 2012, 7:09 PM - 9:58 PM CDT
Att: 33,158 - Clear - 75 F

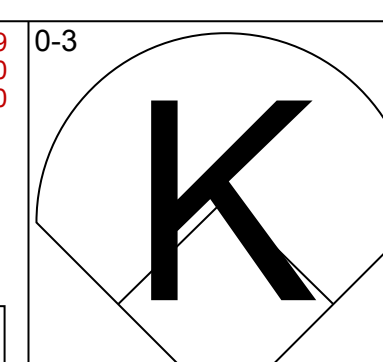
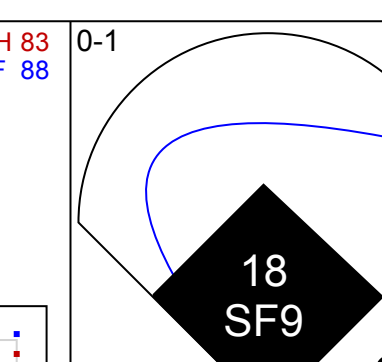
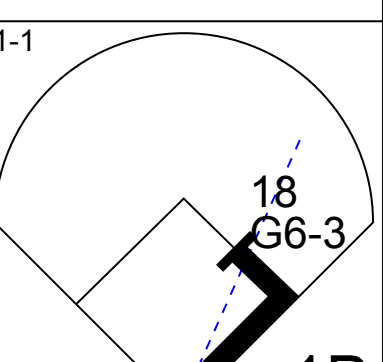
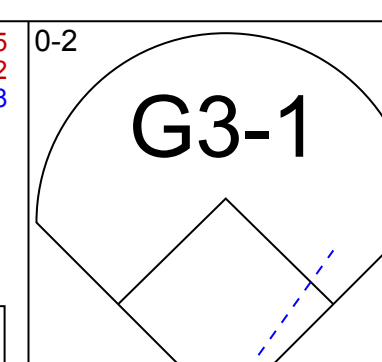
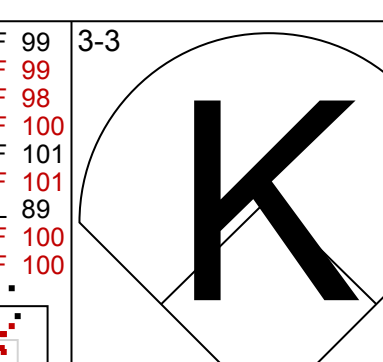
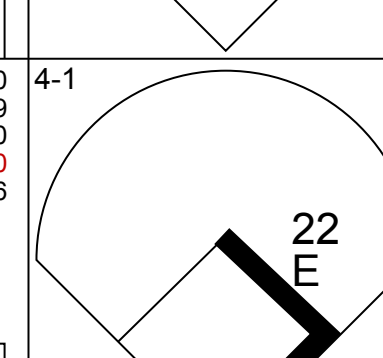
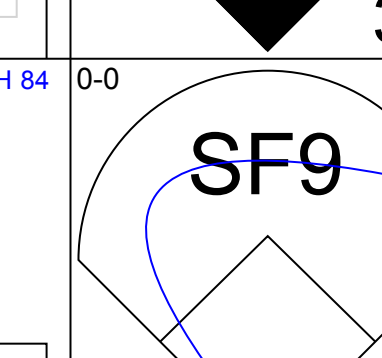
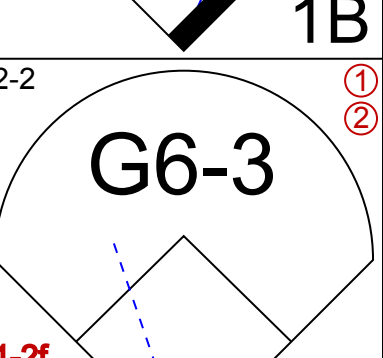
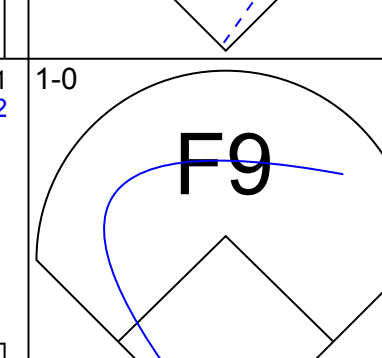

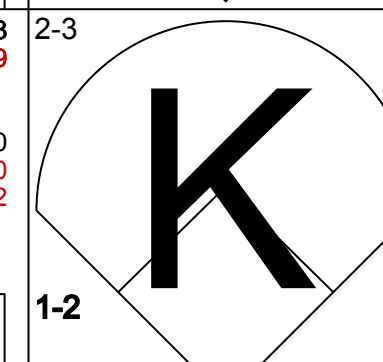
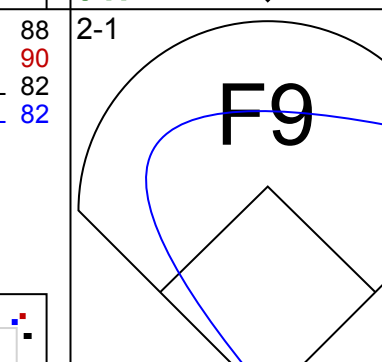
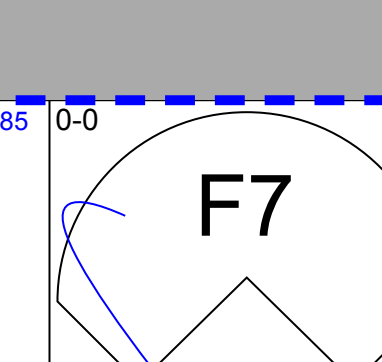
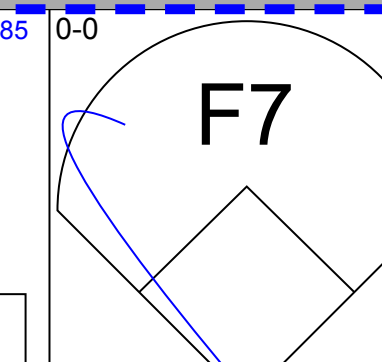
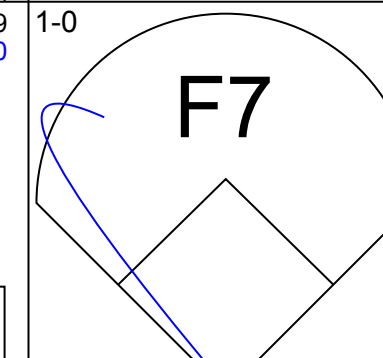
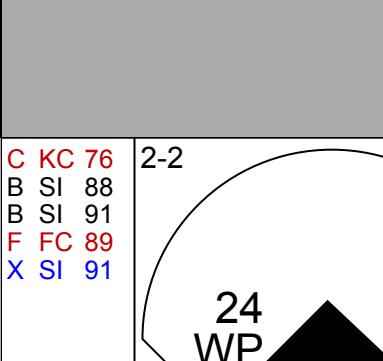
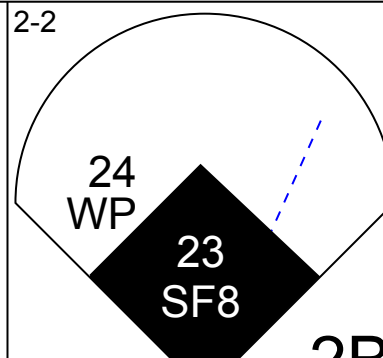
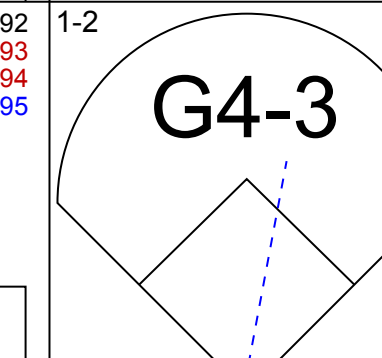
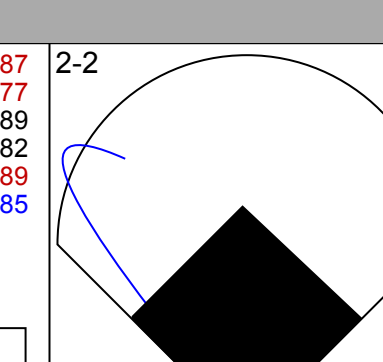
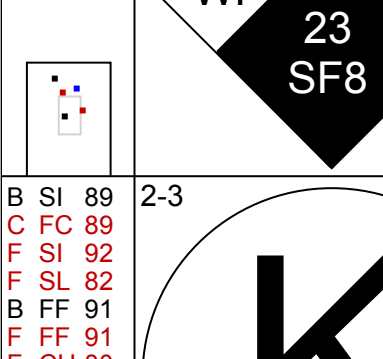
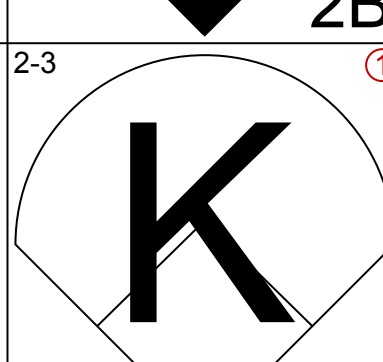
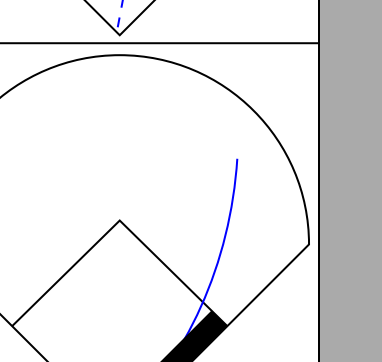

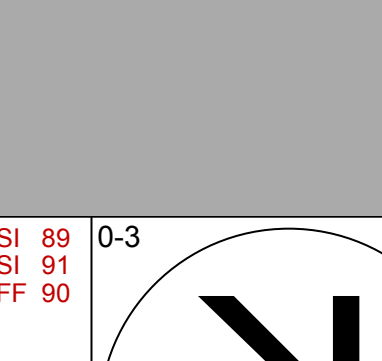
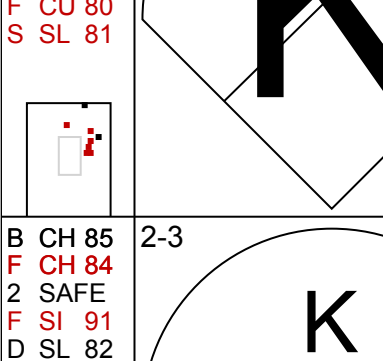
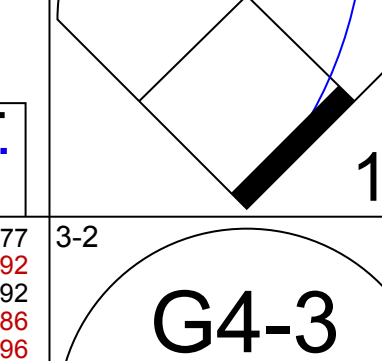


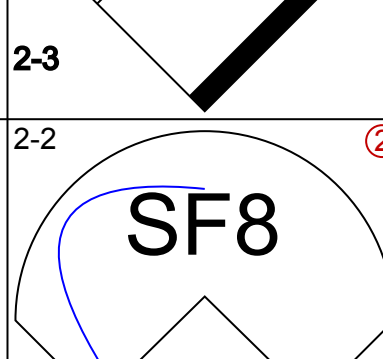
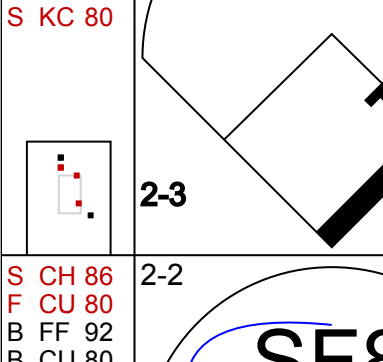
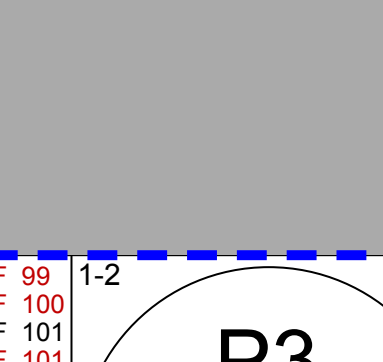

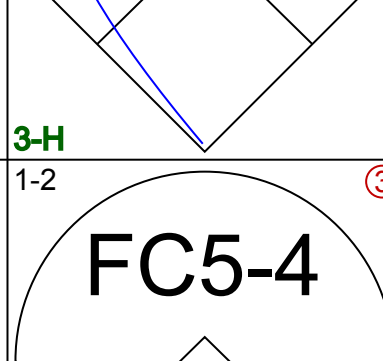
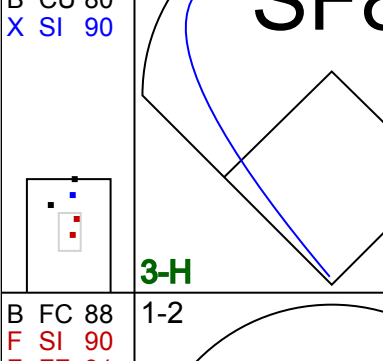
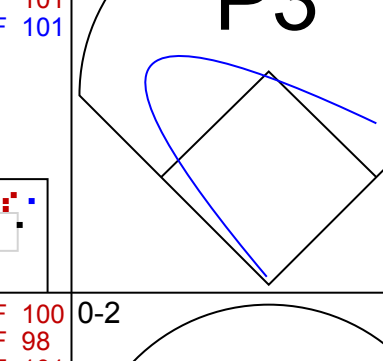

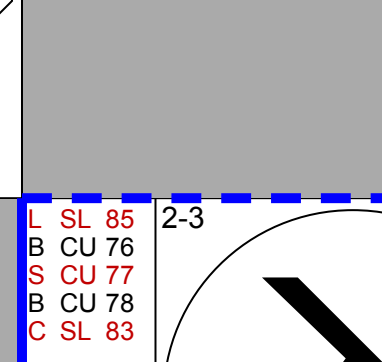
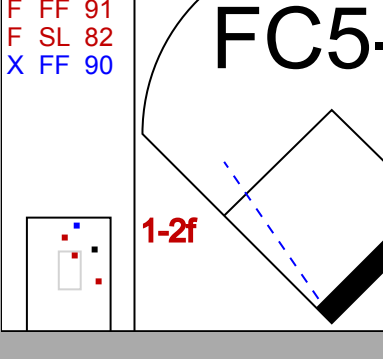

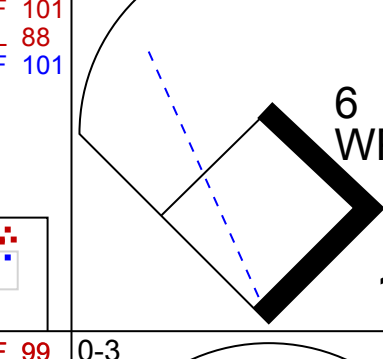
AB	28
R	0
H	1
RBI	0
BB	2
SO	8
LOB	5

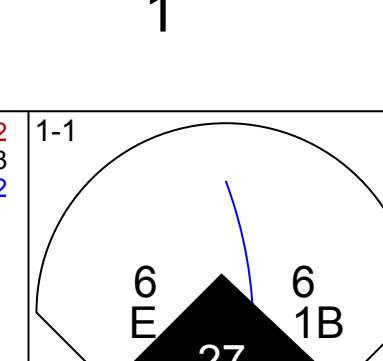
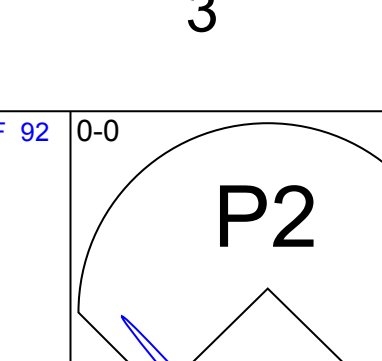
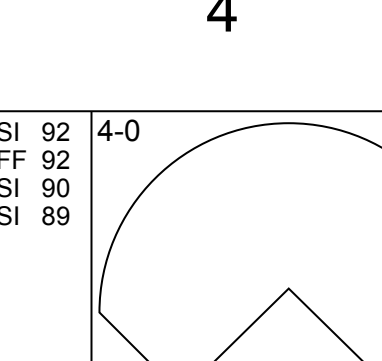
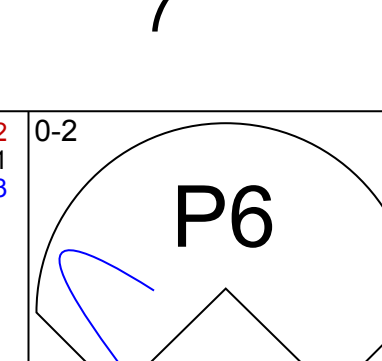
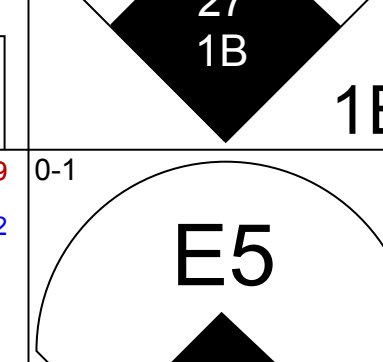
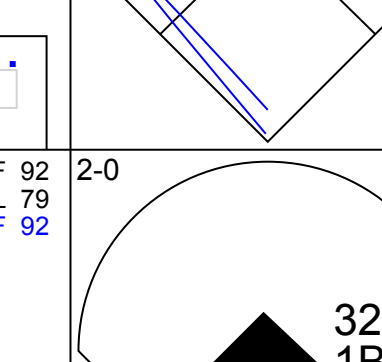
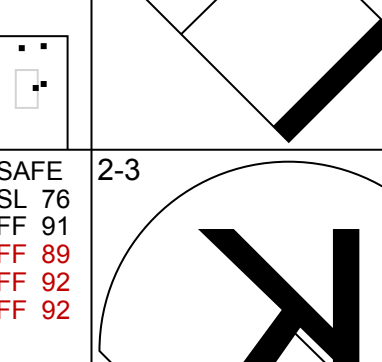
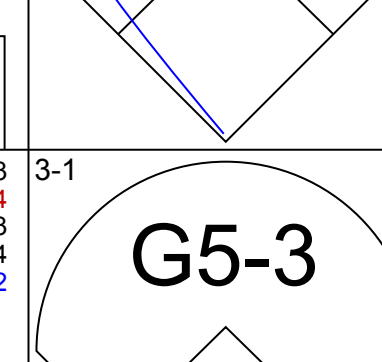

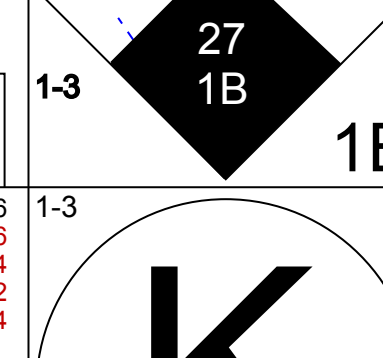
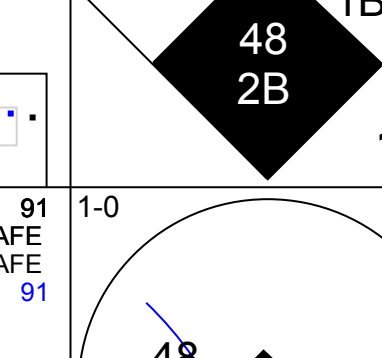
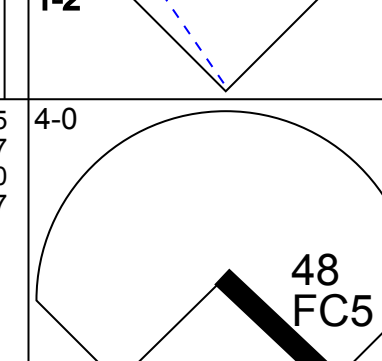
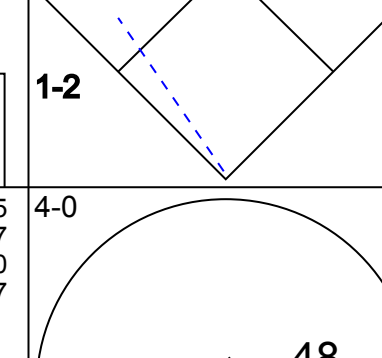

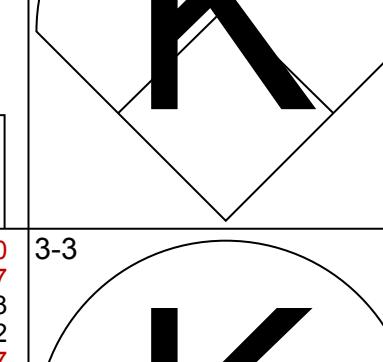
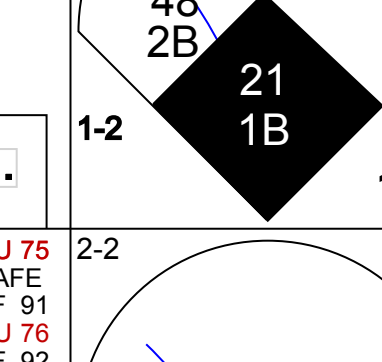
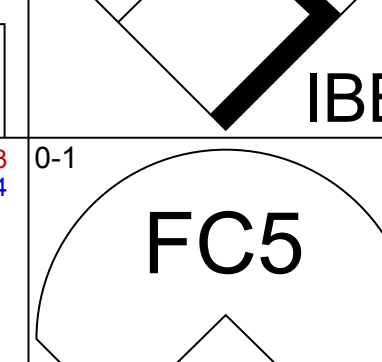
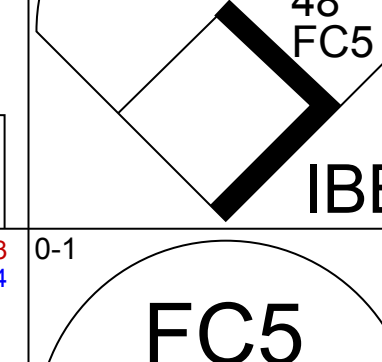


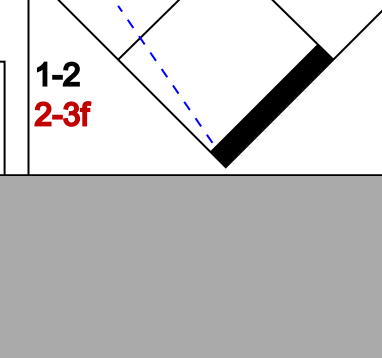

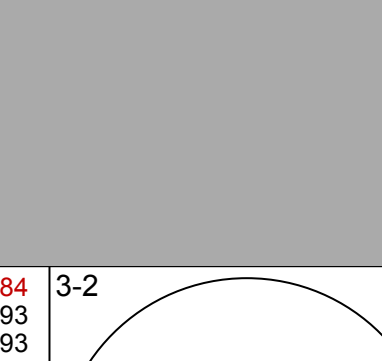
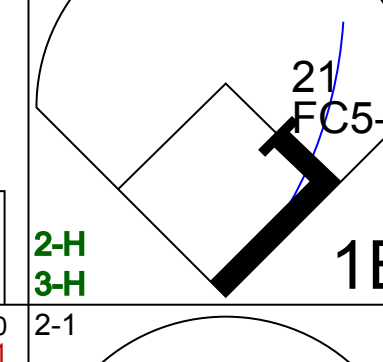
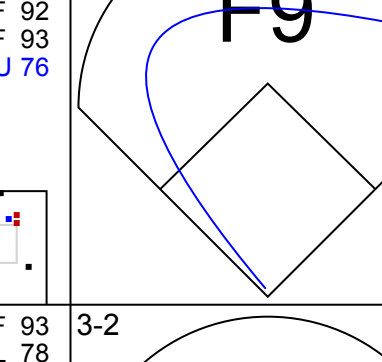

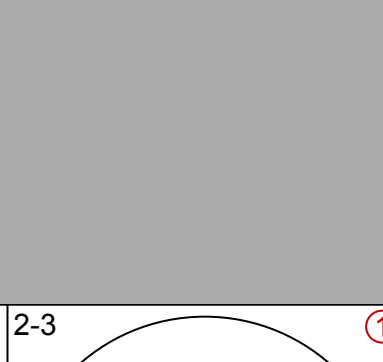
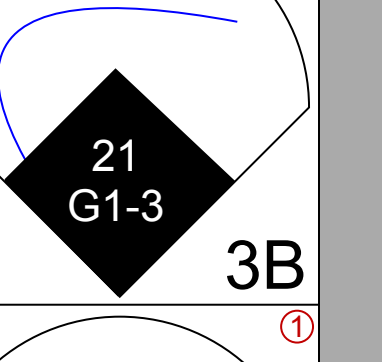

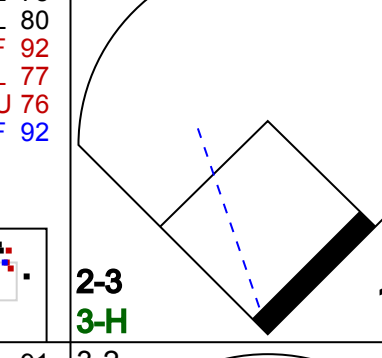

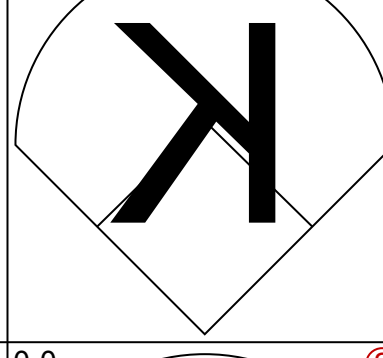
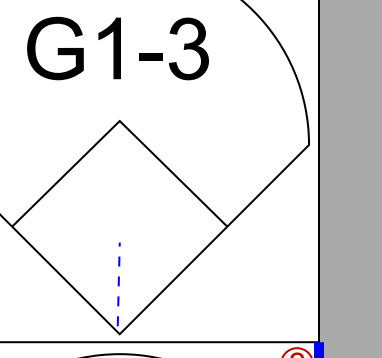
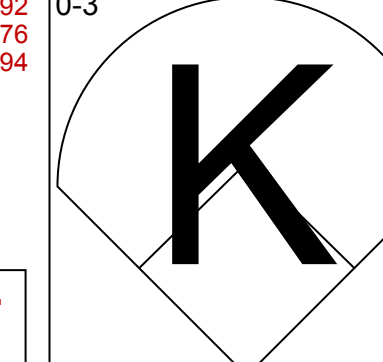

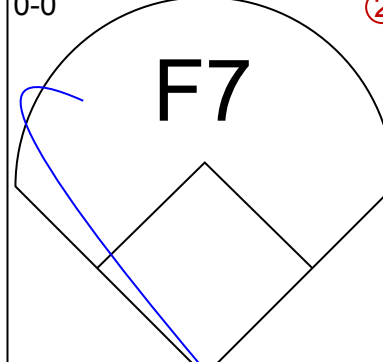
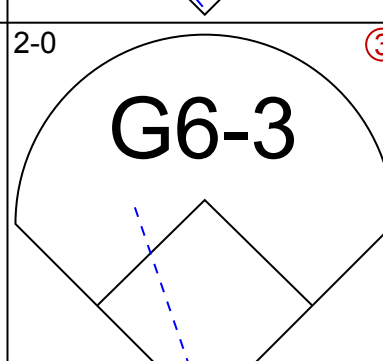
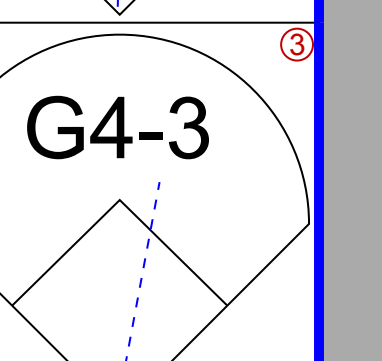
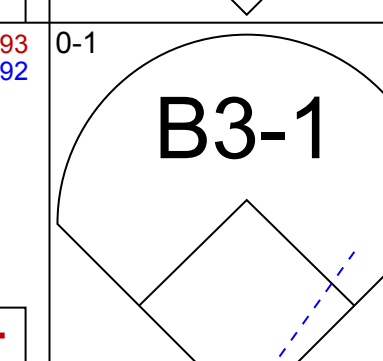
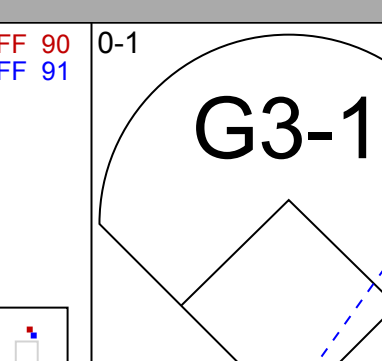




Batter	1	2	3	4	5	6	7	8	9	AB	R	H	RBI	BB	SO	LOB	TOP						
6 Starling Marte, R OBP: 0.216, SLG: 0.389	G5-3		K			G6-4-3			G5-3	4	0	0	0	0	1	1	Pittsburgh Pirates @ Cincinnati Reds Great American Ball Park, Cincinnati, OH Fri Aug 03 2012, 7:12 PM - 9:40 PM EDT Att: 40,829 - Partly Cloudy - 82 F						
23 Travis Snider, L OBP: 0.315, SLG: 0.479	BB				G4-3	G4-3			K	3	0	0	0	1	1	0							
22 Andrew McCutchen, R OBP: 0.433, SLG: 0.630	K									3	0	1	0	0	1	1							
46 Garrett Jones, L OBP: 0.295, SLG: 0.511	K2-3									4	0	0	0	0	3	3							
18 Neil Walker, S OBP: 0.358, SLG: 0.441		G3								2	0	0	0	1	0	0							
24 Pedro Alvarez, L OBP: 0.306, SLG: 0.479	K									3	0	1	0	0	1	1							
26 Rod Barajas, R 69 Jordy Mercer, R OBP: 0.280, SLG: 0.435	G6-3									2	0	0	0	1	0	1							
12 Clint Barnes, R 55 Michael McKenry, R (8, PH) OBP: 0.349, SLG: 0.571										2	0	0	0	0	2	2							
51 Wandy Rodriguez, S (1, 1) 14 Gaby Sanchez, R (8, PH) 32 Chad Qualls, R (8, 1)	G4-3									2	0	1	0	0	0	0							
										1	0	0	0	0	2	0							
										0	0	0	0	0	0	0							
Inning Stats	R: 0 E: 0 K: 2 S: 8	H: 0 LOB: 1 BB: 1 P: 17	R: 0 E: 0 K: 1 S: 8	H: 0 LOB: 0 BB: 0 P: 12	R: 0 E: 0 K: 1 S: 10	H: 0 LOB: 0 BB: 0 P: 13	R: 0 E: 0 K: 1 S: 10	H: 1 LOB: 0 BB: 0 P: 14	R: 0 E: 0 K: 0 S: 12	H: 0 LOB: 1 BB: 2 P: 20	R: 0 E: 0 K: 0 S: 6	H: 1 LOB: 0 BB: 0 P: 8	R: 0 E: 0 K: 0 S: 7	H: 0 LOB: 0 BB: 0 P: 10	R: 0 E: 0 K: 0 S: 9	H: 2 LOB: 1 BB: 0 P: 11	R: 0 E: 0 K: 2 S: 12	H: 0 LOB: 1 BB: 0 P: 17	1B: 4 2B: 0 3B: 0 HR: 0	SF: 0 SAC: 0 DP: 3 HBP: 1	WP: 1 PB: 1 SB: 1 CS: 1	PA: 32	
PITCHER	IP WLS BF H R ER SO BB IBB HBP BLK WP HR S P ERA WHIP	7.1 W 26 4 0 0 5 3 0 0 0 1 0 65 100 0.00 0.955	0.2 H 1 0 0 0 0 0 0 0 0 0 0 5 5 0.00 0.000	1.0 S 4 0 0 0 2 0 0 1 0 0 0 12 17 0.00 0.000																			

Batter	1	2	3	4	5	6	7	8	9	AB	R	H	RBI	BB	SO	LOB	BOTTOM					
2 Zack Cozart, R OBP: 0.293, SLG: 0.398	FC6-4									4	0	3	0	0	0	0	Pittsburgh Pirates @ Cincinnati Reds Great American Ball Park, Cincinnati, OH Fri Aug 03 2012, 7:12 PM - 9:40 PM EDT Att: 40,829 - Partly Cloudy - 82 F					
6 Drew Stubbs, R OBP: 0.304, SLG: 0.398	FC6-4									4	0	1	0	0	2	2						
48 Ryan Ludwick, R 54 Aroldis Chapman, L	G4-3									4	0	0	0	0	2	3						
										0	0	0	0	0	0	0						
27 Scott Rolen, R OBP: 0.308, SLG: 0.369	F9									3	0	0	0	0	0	0						
21 Todd Frazier, R OBP: 0.328, SLG: 0.532	P3									3	0	0	0	0	0	0						
28 Chris Heisey, R OBP: 0.316, SLG: 0.406	IHR									3	1	1	1	0	1	0						
43 Miguel Cairo, R OBP: 0.175, SLG: 0.215	G6-3									3	0	0	0	0	0	0						
29 Ryan Hanigan, R OBP: 0.357, SLG: 0.355	F9									3	1	1	0	0	0	0						
55 Mat Latos, R 50 Jonathan Broxton, R 32 Jay Bruce, L	K									3	1	1	2	0	2	0						
										0	0	0	0	0	0	0						
										0	0	0	0	0	0	0						
Inning Stats	R: 0 E: 0 K: 0 S: 6	H: 1 LOB: 0 BB: 0 P: 10	R: 1 E: 0 K: 0 S: 12	H: 1 LOB: 0 BB: 0 P: 17	R: 0 E: 0 K: 1 S: 10	H: 1 LOB: 1 BB: 0 P: 13	R: 0 E: 0 K: 0 S: 6	H: 0 LOB: 0 BB: 0 P: 8	R: 2 E: 0 K: 1 S: 15	H: 4 LOB: 2 BB: 0 P: 24	R: 0 E: 0 K: 1 S: 8	H: 0 LOB: 0 BB: 0 P: 8	R: 0 E: 0 K: 1 S: 7	H: 0 LOB: 0 BB: 0 P: 8	R: 0 E: 0 K: 1 S: 7	H: 0 LOB: 0 BB: 0 P: 9	1B: 5 2B: 0 3B: 0 HR: 2	SF: 0 SAC: 0 DP: 1 HBP: 0	WP: 0 PB: 0 SB: 0 CS: 0	PA: 30		
PITCHER	IP WLS BF H R ER SO BB IBB HBP BLK WP HR S P ERA WHIP	7.0 L 27 7 3 3 4 0 0 0 0 0 0 7 9 0.00 0.000	0.0 0 0 0 0 0 0 0 0 0 0 0 0 0 0 0 0 0.00 0.000	0.0 0 0 0 0 0 0 0 0 0 0 0 0 0 0 0 0 0.00 0.000																		



Batter	1	2	3	4	5	6	7	8	9	AB	R	H	RBI	BB	SO	LOB	TOP										
7 Alex Presley, L (1, 7) OBP: 0.273, SLG: 0.388 48 Jared Hughes, R (7, 1) 14 Gaby Sanchez, R (9, PH) OBP: 0.249, SLG: 0.299										4	1	2	0	0	1	10	Pittsburgh Pirates @ Cincinnati Reds Great American Ball Park, Cincinnati, OH Sat Aug 04 2012, 7:10 PM - 10:11 PM EDT Att: 41,577 - Cloudy - 88 F										
18 Neil Walker, S (1, 4) OBP: 0.357, SLG: 0.439										2	0	0	1	1	0	1											
22 Andrew McCutchen, R (1, 8) OBP: 0.429, SLG: 0.623										4	0	0	0	0	2	1											
46 Garrett Jones, L (1, 3) OBP: 0.298, SLG: 0.514										4	1	2	0	0	0	1											
55 Michael McKenry, R (1, 2) OBP: 0.353, SLG: 0.591										4	1	2	1	0	1	2											
24 Pedro Alvarez, L (1, 5) OBP: 0.302, SLG: 0.473										4	0	0	0	0	2	2											
23 Travis Snider, L (1, 9) OBP: 0.293, SLG: 0.451										3	0	0	1	0	0	0											
5 Josh Harrison, R (1, 6) OBP: 0.299, SLG: 0.408										3	1	2	1	0	0	1											
53 James McDonald, L (1, 1) OBP: 0.222, SLG: 0.146 6 Starling Marte, R (7, PH) OBP: 0.205, SLG: 0.368										2	0	0	0	0	1	1											
										2	0	0	0	0	2	1											
Inning Stats	R: 0 E: 1 K: 2 S: 8	H: 0 LOB: 1 BB: 1 P: 15	R: 1 E: 0 K: 1 S: 10	H: 1 LOB: 1 BB: 0 P: 16	R: 1 E: 0 K: 0 S: 11	H: 2 LOB: 1 BB: 0 P: 15	R: 1 E: 0 K: 1 S: 11	H: 1 LOB: 0 BB: 0 P: 15	R: 0 E: 0 K: 1 S: 9	H: 1 LOB: 0 BB: 0 P: 13	R: 1 E: 0 K: 2 S: 19	H: 1 LOB: 1 BB: 0 P: 28	R: 0 E: 0 K: 1 S: 7	H: 0 LOB: 0 BB: 0 P: 10	R: 0 E: 0 K: 0 S: 11	H: 1 LOB: 1 BB: 0 P: 17	R: 0 E: 0 K: 2 S: 19	H: 1 LOB: 1 BB: 0 P: 23	1B: 4 2B: 1 3B: 1 HR: 2	SF: 2 SAC: 0 DP: 1 HBP: 1	WP: 2 PB: 0 SB: 0 CS: 0	PA: 37					
PITCHER	IP	WLS	BF	H	R	ER	SO	BB	IBB	HBP	BLK	WP	HR	S	P	ERA	WHIP										
44 Mike Leake, R (1, 1) ERA: 4.91	6.0		26	6	4	4	7	1	0	1	0	1	2	68	102	6.00	1.167										
51 Sean Marshall, L (7, 1) ERA: 2.36	1.0		3	0	0	0	1	0	0	0	0	0	0	7	10	0.00	0.000										
50 Jonathan Broxton, R (8, 1) ERA: 2.11	1.0	W	4	1	0	0	0	0	0	0	0	0	0	11	17	0.00	1.000										
54 Aroldis Chapman, L (9, 1) ERA: 1.34	1.0	S	4	1	0	0	2	0	0	0	0	1	0	19	23	0.00	1.000										

Batter	1	2	3	4	5	6	7	8	9	AB	R	H	RBI	BB	SO	LOB	BOTTOM										
2 Zack Cozart, R (1, 6) OBP: 0.295, SLG: 0.397										3	1	1	0	1	0	1	Pittsburgh Pirates @ Cincinnati Reds Great American Ball Park, Cincinnati, OH Sat Aug 04 2012, 7:10 PM - 10:11 PM EDT Att: 41,577 - Cloudy - 88 F										
6 Drew Stubbs, R (1, 8) OBP: 0.307, SLG: 0.399										4	2	2	0	0	1	2											
32 Jay Bruce, L (1, 9) OBP: 0.334, SLG: 0.497										3	1	1	0	1	2	2											
48 Ryan Ludwick, R (1, 7) OBP: 0.328, SLG: 0.546										4	0	1	1	0	1	4											
27 Scott Rolen, R (1, 5) OBP: 0.312, SLG: 0.382										4	1	2	2	0	1	2											
21 Todd Frazier, R (1, 3) OBP: 0.327, SLG: 0.528										4	0	1	2	0	1	1											
30 Dioner Navarro, S (1, 2) 29 Ryan Hanigan, R (9, 2) OBP: 0.357, SLG: 0.355										4	0	0	0	0	1	2											
15 Wilson Valdez, R (1, 4) OBP: 0.266, SLG: 0.262 51 Sean Marshall, L (7, 1) 50 Jonathan Broxton, R (8, 1) 26 Xavier Paul, L (8, PH) OBP: 0.429, SLG: 0.474 54 Aroldis Chapman, L (9, 1)										3	0	0	0	0	0	0											
44 Mike Leake, R (1, 1) OBP: 0.293, SLG: 0.450 43 Miguel Cairo, R (7, 4) OBP: 0.184, SLG: 0.223										2	0	0	0	0	0	0											
										1	0	1	0	0	0	0											
Inning Stats	R: 2 E: 1 K: 2 S: 16	H: 3 LOB: 1 BB: 0 P: 23	R: 0 E: 0 K: 1 S: 6	H: 0 LOB: 0 BB: 0 P: 7	R: 2 E: 0 K: 0 S: 16	H: 4 LOB: 2 BB: 0 P: 30	R: 0 E: 0 K: 1 S: 7	H: 0 LOB: 1 BB: 1 P: 14	R: 0 E: 0 K: 2 S: 8	H: 0 LOB: 0 BB: 0 P: 12	R: 0 E: 0 K: 1 S: 8	H: 0 LOB: 0 BB: 0 P: 12	R: 0 E: 0 K: 0 S: 10	H: 1 LOB: 2 BB: 1 P: 18	R: 1 E: 0 K: 0 S: 9	H: 1 LOB: 0 BB: 0 P: 14	1B: 7 2B: 1 3B: 1 HR: 0	SF: 0 SAC: 0 DP: 0 HBP: 0	WP: 0 PB: 0 SB: 1 CS: 0	PA: 35							
PITCHER	IP	WLS	BF	H	R	ER	SO	BB	IBB	HBP	BLK	WP	HR	S	P	ERA	WHIP										
53 James McDonald, R (1, 1) ERA: 3.42	6.0		26	7	4	3	7	1	0	0	0	0	0	19	32	4.50	1.333										
48 Jared Hughes, R (7, 1) ERA: 2.05	2.0	L	9	2	1	1	0	0	1	0	0	0	0	19	32	4.50	1.000										

AB	33
R	4
H	8
RBI	4
BB	1
SO	10
LOB	11

AB	33
R	5
H	9
RBI	5
BB	2
SO	7
LOB	14



Batter	1	2	3	4	5	6	7	8	9	AB	R	H	RBI	BB	SO	LOB	TOP								
18 Willie Bloomquist, R OBP: 0.319, SLG: 0.390										4	0	0	0	0	1	0									
2 Aaron Hill, R OBP: 0.352, SLG: 0.481										3	0	0	0	0	0	0									
13 Jason Kubel, L OBP: 0.354, SLG: 0.548										3	0	0	0	0	1	0									
44 Paul Goldschmidt, R OBP: 0.368, SLG: 0.545										3	0	2	0	0	0	0									
10 Justin Upton, R OBP: 0.361, SLG: 0.404										3	0	0	0	0	0	1									
26 Miguel Montero, L OBP: 0.385, SLG: 0.449										3	0	0	0	0	2	1									
28 Chris Johnson, R OBP: 0.332, SLG: 0.449										3	0	0	0	0	1	1									
24 Chris Young, R OBP: 0.309, SLG: 0.426										3	0	0	0	0	0	0									
36 Wade Miley, L OBP: 0.283, SLG: 0.295										2	0	0	0	0	2	0									
32 Matt Albers, L OBP: 0.333, SLG: 0.333										0	0	0	0	0	0	0									
29 Brad Ziegler, R OBP: 0.333, SLG: 0.333										0	0	0	0	0	0	0									
49 Mike Zagurski, L OBP: 0.346, SLG: 0.413										1	0	0	0	0	0	0									
Inning Stats	R: 0 E: 0 K: 0 S: 9	H: 0 LOB: 0 BB: 0 P: 12	R: 0 E: 0 K: 1 S: 9	H: 1 LOB: 1 BB: 0 P: 15	R: 0 E: 0 K: 1 S: 8	H: 0 LOB: 0 BB: 0 P: 12	R: 0 E: 0 K: 0 S: 7	H: 0 LOB: 0 BB: 0 P: 11	R: 0 E: 0 K: 1 S: 10	H: 0 LOB: 2 BB: 0 P: 15	R: 0 E: 0 K: 1 S: 6	H: 0 LOB: 0 BB: 0 P: 9	R: 0 E: 0 K: 1 S: 8	H: 1 LOB: 1 BB: 0 P: 10	R: 0 E: 0 K: 1 S: 6	H: 0 LOB: 0 BB: 0 P: 8	R: 0 E: 0 K: 1 S: 9	H: 0 LOB: 0 BB: 0 P: 12	1B: 1 2B: 1 3B: 0 HR: 0	SF: 0 SAC: 0 DP: 0 HBP: 0	WP: 0 PB: 0 SB: 0 CS: 0	PA: 28			
PITCHER	IP	WLS	BF	H	R	ER	SO	BB	IBB	HBP	BLK	WP	HR	S	P	ERA	WHIP								
45 Erik Bedard, L ERA: 4.53	7.0	W	22	2	0	0	5	0	0	0	0	0	0	57	84	0.00	0.286								
39 Jason Grilli, R ERA: 1.77	1.0	H	3	0	0	0	1	0	0	0	0	0	0	6	8	0.00	0.000								
32 Chad Qualls, R ERA: 4.65	1.0		3	0	0	0	1	0	0	0	0	0	0	9	12	0.00	0.000								

Arizona Diamondbacks @ Pittsburgh Pirates
PNC Park, Pittsburgh, PA
Mon Aug 06 2012, 7:08 PM - 9:39 PM EDT
Att: 24,213 - Partly Cloudy - 81 F

AB	28
R	0
H	2
RBI	0
BB	0
SO	7
LOB	3



Batter	1	2	3	4	5	6	7	8	9	AB	R	H	RBI	BB	SO	LOB	BOTTOM								
6 Starling Marte, R OBP: 0.271, SLG: 0.422										3	0	1	0	1	1	2									
5 Josh Harrison, R OBP: 0.294, SLG: 0.397										4	0	0	0	0	1	5									
22 Andrew McCutchen, R OBP: 0.429, SLG: 0.626										4	2	2	0	0	0	0									
14 Gaby Sanchez, R OBP: 0.257, SLG: 0.306										4	1	2	1	0	0	0									
18 Neil Walker, S OBP: 0.358, SLG: 0.447										4	1	1	1	0	1	1									
46 Garrett Jones, L OBP: 0.296, SLG: 0.507										3	0	0	0	0	0	1									
23 Travis Snider, L OBP: 0.305, SLG: 0.462										1	0	1	1	0	0	0									
26 Rod Barajas, R OBP: 0.281, SLG: 0.350										3	0	1	1	0	0	0									
12 Clint Barmes, R OBP: 0.239, SLG: 0.299										3	0	1	0	0	0	1									
45 Erik Bedard, L OBP: 0.097, SLG: 0.097										2	0	1	0	0	0	2									
7 Alex Presley, L OBP: 0.276, SLG: 0.388										0	0	0	0	1	0	0									
39 Jason Grilli, R ERA: 2.2										0	0	0	0	0	0	0									
32 Chad Qualls, R ERA: 5.13										0	0	0	0	0	0	0									
Inning Stats	R: 0 E: 0 K: 1 S: 8	H: 0 LOB: 0 BB: 0 P: 14	R: 0 E: 0 K: 0 S: 11	H: 0 LOB: 0 BB: 0 P: 15	R: 0 E: 0 K: 0 S: 15	H: 2 LOB: 2 BB: 0 P: 22	R: 1 E: 1 K: 0 S: 11	H: 1 LOB: 0 BB: 0 P: 18	R: 0 E: 0 K: 1 S: 12	H: 1 LOB: 1 BB: 0 P: 17	R: 0 E: 0 K: 0 S: 5	H: 0 LOB: 1 BB: 1 P: 9	R: 3 E: 0 K: 1 S: 17	H: 4 LOB: 1 BB: 0 P: 23	R: 0 E: 0 K: 1 S: 17	H: 0 LOB: 1 BB: 0 P: 23	1B: 9 2B: 1 3B: 0 HR: 0	SF: 1 SAC: 1 DP: 2 HBP: 0	WP: 0 PB: 0 SB: 0 CS: 0	PA: 35					
PITCHER	IP	WLS	BF	H	R	ER	SO	BB	IBB	HBP	BLK	WP	HR	S	P	ERA	WHIP								
36 Wade Miley, L ERA: 2.85	6.0	L	24	6	1	0	0	1	0	0	0	0	0	73	112	0.00	1.167								
32 Matt Albers, R ERA: 2.2	1.0		4	0	0	0	0	1	0	0	0	0	0	5	9	0.00	1.000								
29 Brad Ziegler, R ERA: 2.74	0.1		3	2	2	2	1	0	0	0	0	0	0	6	7	54.00	6.000								
49 Mike Zagurski, L ERA: 5.13	0.2		4	2	1	1	0	0	0	0	0	0	0	11	16	13.50	3.000								

Arizona Diamondbacks @ Pittsburgh Pirates
PNC Park, Pittsburgh, PA
Mon Aug 06 2012, 7:08 PM - 9:39 PM EDT
Att: 24,213 - Partly Cloudy - 81 F

AB	31
R	4
H	10
RBI	4
BB	2
SO	3
LOB	12



Batter	1	2	3	4	5	6	7	8	9	AB	R	H	RBI	BB	SO	LOB	TOP					
8 Shane Victorino, S OBP: 0.325, SLG: 0.403	G4-3		27 1B 2B		1-H HR		F8		SH1-4	4	2	3	0	0	0		Los Angeles Dodgers @ Pittsburgh Pirates PNC Park, Pittsburgh, PA Mon Aug 13 2012, 7:07 PM - 10:16 PM EDT Att: 24,670 - Partly Cloudy - 80 F					
14 Mark Ellis, R OBP: 0.357, SLG: 0.347	K		27 1B BB		F7		G4-3	K	4	0	0	0	1	2	1							
27 Matt Kemp, R OBP: 0.426, SLG: 0.646			16 F9-3 1B		G6-3			13 BB 21 1B BB	K	4	1	2	1	1	1							
16 Andre Ethier, L OBP: 0.355, SLG: 0.453	L7		F9-3					21 1B 3 FC5-2 HBP		3	0	1	0	0	0	3						
13 Hanley Ramirez, R OBP: 0.327, SLG: 0.422	K				G5-3			21 BB 3 FC5-2 BB		3	0	0	0	1	1							
7 James Loney, L OBP: 0.297, SLG: 0.326	F8				G6-3			3 FC5-2 1B		3	0	0	0	0	0	1						
21 Juan Rivera, R OBP: 0.283, SLG: 0.358								3 FC5-2 1B		1	0	1	1	0	0	0						
3 Adam Kennedy, L OBP: 0.328, SLG: 0.336	K				F9			FC5-2		4	0	0	0	0	1	4						
17 A.J. Ellis, R OBP: 0.393, SLG: 0.434			44 SH1-4 8 2B 2B		L4			P4	K	4	1	1	0	0	1	3						
44 Aaron Harang, R OBP: 0.272, SLG: 0.273			SH1-4					K	SH1-4 8 2B	1	1	1	0	0	0	0						
5 Josh Liddle, R OBP: 0.248, SLG: 0.266										1	0	0	0	0	0	0						
54 Javy Guerra, R OBP: 0.279, SLG: 0.300										0	0	0	0	0	0	0						
50 Randy Choate, L OBP: 0.297, SLG: 0.300										0	0	0	0	0	0	0						
51 Ronald Belisario, R OBP: 0.287, SLG: 0.300										1	0	1	0	0	0	0						
47 Luis Alfonso Cruz, R OBP: 0.271, SLG: 0.335										0	0	0	0	0	0	0						
74 Kenley Jansen, S OBP: 0.271, SLG: 0.335										0	0	0	0	0	0	0						
Inning Stats	R: 0 E: 0 K: 1 S: 10	H: 1 LOB: 1 BB: 0 P: 17	R: 0 E: 0 K: 2 S: 9	H: 0 LOB: 0 BB: 1 P: 11	R: 2 E: 0 K: 0 S: 16	H: 3 LOB: 1 BB: 1 P: 28	R: 0 E: 0 K: 0 S: 4	H: 0 LOB: 0 BB: 0 P: 6	R: 2 E: 0 K: 0 S: 8	H: 2 LOB: 0 BB: 0 P: 15	R: 0 E: 0 K: 0 S: 7	H: 1 LOB: 1 BB: 0 P: 12	R: 0 E: 0 K: 1 S: 7	H: 0 LOB: 0 BB: 0 P: 11	R: 1 E: 0 K: 1 S: 18	H: 1 LOB: 3 BB: 2 P: 32	R: 0 E: 0 K: 2 S: 10	H: 1 LOB: 0 BB: 0 P: 14	1B: 4 2B: 5 3B: 0 HR: 1	SF: 0 SAC: 2 DP: 1 HBP: 1	WP: 0 PB: 0 SB: 0 CS: 0	PA: 39
PITCHER	IP WLS BF H R ER SO BB IBB HBP BLK WP HR S P ERA WHIP																					
Jeff Karstens, R ERA: 3.91	7.0 L 28 7 4 4 4 1 0 0 0 0 1 61 100 5.14 1.143																					
37 Juan Cruz, R ERA: 2.79	0.1 4 0 1 1 0 2 0 0 1 0 0 0 7 17 27.00 6.000																					
44 Tony Watson, L ERA: 4.34	1.0 5 2 0 0 1 0 0 0 0 0 0 14 19 0.00 2.000																					
39 Jason Grilli, R ERA: 2.55	0.2 2 0 0 0 2 0 0 0 0 0 0 7 10 0.00 0.000																					

Batter	1	2	3	4	5	6	7	8	9	AB	R	H	RBI	BB	SO	LOB	BOTTOM			
6 Starling Marte, R OBP: 0.296, SLG: 0.474	K		22 BB 46 E 1B		P6		E4		F7	5	1	1	0	0	1	1	Los Angeles Dodgers @ Pittsburgh Pirates PNC Park, Pittsburgh, PA Mon Aug 13 2012, 7:07 PM - 10:16 PM EDT Att: 24,670 - Partly Cloudy - 80 F			
18 Neil Walker, S OBP: 0.354, SLG: 0.454	P5		F8		F7		L1		P6	5	0	0	0	0	3					
22 Andrew McCutchen, R OBP: 0.422, SLG: 0.697	G6-3		46 E BB		F7				46 2B 1B	3	2	1	0	1	0	0				
46 Garrett Jones, L OBP: 0.314, SLG: 0.526			E4		E4				24 G3 55 1B 2B	4	1	4	3	0	0	0				
14 Gaby Sanchez, R OBP: 0.265, SLG: 0.305			14 G4-6-3 1B		F9				F7	3	0	0	0	0	0	3				
23 Travis Snider, L OBP: 0.333, SLG: 0.493	G4-6-3		46 E BB		F9				F7	1	0	0	0	0	0	1				
24 Pedro Alvarez, L OBP: 0.306, SLG: 0.459									G3	4	0	1	0	0	2	1				
55 Michael McKenry, R OBP: 0.360, SLG: 0.566										2	0	1	1	2	1	0				
12 Clint Barmes, R OBP: 0.241, SLG: 0.310	G4-3									4	0	0	0	0	1	4				
Jeff Karstens, R ERA: 3.76										2	0	0	0	0	0	1				
5 Josh Liddle, R OBP: 0.248, SLG: 0.266										0	0	0	0	0	0	0				
37 Juan Cruz, R ERA: 2.79										0	0	0	0	0	0	0				
44 Tony Watson, L ERA: 4.34										0	0	0	0	0	0	0				
39 Jason Grilli, R ERA: 2.55										0	0	0	0	0	0	0				
26 Rod Barajas, R OBP: 0.271, SLG: 0.335										1	0	0	0	0	0	1				
Inning Stats	R: 0 E: 0 K: 1 S: 11	H: 0 LOB: 0 BB: 0 P: 16	R: 0 E: 0 K: 0 S: 12	H: 2 LOB: 2 BB: 1 P: 19	R: 2 E: 1 K: 0 S: 10	H: 2 LOB: 1 BB: 1 P: 19	R: 0 E: 0 K: 2 S: 16	H: 0 LOB: 0 BB: 1 P: 23	R: 0 E: 0 K: 1 S: 6	H: 1 LOB: 0 BB: 0 P: 10	R: 0 E: 0 K: 1 S: 10	H: 0 LOB: 1 BB: 1 P: 19	R: 2 E: 0 K: 0 S: 13	H: 3 LOB: 1 BB: 0 P: 17	R: 0 E: 0 K: 1 S: 6	H: 0 LOB: 0 BB: 0 P: 7	1B: 6 2B: 2 3B: 0 HR: 0	SF: 0 SAC: 0 DP: 2 HBP: 0	WP: 0 PB: 0 SB: 0 CS: 0	PA: 38
PITCHER	IP WLS BF H R ER SO BB IBB HBP BLK WP HR S P ERA WHIP																			
44 Aaron Harang, R ERA: 3.76	6.0 W 24 5 2 2 4 3 0 0 0 0 0 62 99 3.00 1.333																			
54 Javy Guerra, R ERA: 2.79	0.2 H 4 0 0 0 1 1 0 0 0 0 0 9 17 0.00 1.500																			
50 Randy Choate, L ERA: 2.97	0.1 H 1 0 0 0 0 0 0 0 0 0 0 1 2 0.00 0.000																			
51 Ronald Belisario, R ERA: 3.18	1.0 H 6 3 2 2 0 0 0 0 0 0 0 13 17 18.00 3.000																			
74 Kenley Jansen, R ERA: 1.84	1.0 S 3 0 0 0 1 0 0 0 0 0 0 6 7 0.00 0.000																			



Batter	1	2	3	4	5	6	7	8	9	10	11	12	13	14	15	16	17	18	19	AB	R	H	RBI	BB	SO	LOB	TOP					
31 Jose Tabata, R OBP: 0.297, SLG: 0.344			G4-3			SH1-4		K			P3		BB			FC3-5	L4		2B	7	1	2	0	1	1	4						
5 Josh Harrison, R OBP: 0.295, SLG: 0.396	K			G5-3		SF8			F9		3B		CS	F9		1B			K	7	0	2	1	1	2	1						
22 Andrew McCutchen, R OBP: 0.420, SLG: 0.692	K			K					K					F8		1B			K	8	0	2	3	1	4	2						
14 Gabby Sanchez, R OBP: 0.280, SLG: 0.344	K			G5-3		G5-3			K		G5-4-3																					
23 Travis Snider, L OBP: 0.280, SLG: 0.344						G3-1					G3			G4-3																		
55 Michael McKenry, R (1, 2) OBP: 0.328, SLG: 0.550																																
24 Pedro Alvarez, L (1, 5) OBP: 0.310, SLG: 0.487																																
12 Clint Barmes, R (1, 6) OBP: 0.250, SLG: 0.316																																
Jeff Karstens, R (1, 1) OBP: 0.080, SLG: 0.080																																
36 Yamaico Navarro, R (PH) OBP: 0.238, SLG: 0.226																																
39 Jason Grilli, R (9, 1)																																
46 Garrett Jones, L (9, 3) OBP: 0.316, SLG: 0.536																																
Inning Stats	R:0 E:0 K:3 S:14	H:1 LOB:1 K:1 P:19	R:0 E:0 K:1 S:7	H:1 LOB:0 K:2 P:11	R:0 E:0 K:2 S:8	H:0 LOB:0 K:1 P:10	R:0 E:0 K:1 S:9	H:0 LOB:0 K:2 P:14	R:0 E:0 K:1 S:9	H:0 LOB:0 K:2 P:14	R:0 E:0 K:1 S:11	H:0 LOB:0 K:1 S:11	R:0 E:0 K:1 S:9	H:0 LOB:0 K:2 P:13	R:0 E:0 K:1 S:9	H:0 LOB:0 K:2 P:13	R:0 E:0 K:1 S:7	H:2 LOB:1 K:2 P:10	R:1 E:0 K:0 S:17	H:2 LOB:3 K:2 P:33	R:0 E:0 K:0 S:11	H:1 LOB:1 K:2 P:15	R:3 E:0 K:0 S:15	H:4 LOB:2 K:0 S:28	1B:11 2B:3 3B:1 HR:1	SF:1 SAC:2 DP:3 HBP:1	WP:1 PB:0 SB:0 CS:2	PA:77				
PITCHER	IP: 8.0 ERA: 4.0	WLS: 2 SO: 10	BF: 28 BB: 0	H: 5 ER: 0	ER: 0 SO: 10	IP: 8.0 ERA: 2.73	WLS: 2 SO: 10	BF: 28 BB: 0	H: 5 ER: 0	ER: 0 SO: 10	IP: 8.0 ERA: 2.73	WLS: 2 SO: 10	BF: 28 BB: 0	H: 5 ER: 0	ER: 0 SO: 10	IP: 8.0 ERA: 2.73	WLS: 2 SO: 10	BF: 28 BB: 0	H: 5 ER: 0	ER: 0 SO: 10	IP: 8.0 ERA: 2.73	WLS: 2 SO: 10	BF: 28 BB: 0	H: 5 ER: 0	ER: 0 SO: 10	IP: 8.0 ERA: 2.73	WLS: 2 SO: 10	BF: 28 BB: 0	H: 5 ER: 0	ER: 0 SO: 10		
54 Jaime Garcia, L (1, 1) ERA: 4.0						34 Marc Rzepczynski, L (17, 1) ERA: 4.89																										
30 Jason Motte, R (9, 1) ERA: 2.73						59 Fernando Salas, R (18, 1) ERA: 4.0																										
41 Mitchell Boggs, R (10, 1) ERA: 2.09						62 Barret Browning, L (19, 1) ERA: 5.21																										
44 Edward Mujica, R (11, 1) ERA: 3.59																																
58 Joe Kelly, R (12, 1) ERA: 3.27																																
Batter	1	2	3	4	5	6	7	8	9	10	11	12	13	14	15	16	17	18	19	AB	R	H	RBI	BB	SO	LOB	BOTTOM					
19 Jon Jay, L (1, 8) OBP: 0.396, SLG: 0.404	F9		G3-1		G3			K			G6-3								G3-1	9	0	3	0	0	1							
21 Allen Craig, R (1, 3) OBP: 0.368, SLG: 0.573																																
33 Daniel Descalso, L (9, PH) OBP: 0.304, SLG: 0.322	G4-3					F9					L8																					
7 Matt Holliday, R (1, 7) OBP: 0.381, SLG: 0.519	L7																															
3 Carlos Beltran, S (1, 9) OBP: 0.348, SLG: 0.530																																
23 David Freese, R (1, 5) OBP: 0.361, SLG: 0.469																																
4 Yadier Molina, R (1, 2) OBP: 0.288, SLG: 0.504																																
8 Ryan Jackson, R (17, PH) ERA: 2.38																																
59 Fernando Salas, R (18, 1) ERA: 4.0																																
50 Adam Wainwright, R (PH) OBP: 0.166, SLG: 0.167																																
62 Barret Browning, L (19, 1) ERA: 5.21																																
55 Skip Schumaker, L (1, 4) OBP: 0.377, SLG: 0.408																																
15 Rafael Furcal, S (1, 6) OBP: 0.332, SLG: 0.352																																
44 Jason Kendall, L (1, 1) ERA: 3.79																																
39 Jason Grilli, R (9, 1) ERA: 2.38																																
29 Kevin Correia, R (9, 1) ERA: 4.56																																
30 Chris Resop, R (11, 1) ERA: 3.06																																
52 Joel Hanrahan, R (14, 1) ERA: 2.45																																
Inning Stats	R:0 E:0 K:0 S:6	H:0 LOB:0 K:0 P:9	R:0 E:0 K:0 S:8	H:0 LOB:0 K:0 P:12	R:0 E:0 K:0 S:7	H:0 LOB:1 K:1 P:9	R:2 E:0 K:1 S:23	H:2 LOB:1 K:1 P:34	R:0 E:0 K:0 S:7	H:0 LOB:0 K:1 P:9	R:0 E:0 K:1 S:7	H:0 LOB:0 K:2 P:7	R:0 E:0 K:0 S:12	H:0 LOB:0 K:0 P:19	R:0 E:0 K:0 S:10	H:1 LOB:1 K:0 P:16	R:0 E:0 K:0 S:6	H:1 LOB:1 K:2 P:14	R:0 E:0 K:0 S:16	H:1 LOB:1 K:1 P:19	R:0 E:0 K:0 S:10	H:0 LOB:0 K:0 P:14	R:0 E:0 K:0 S:7	H:0 LOB:0 K:0 P:13	R:1 E:0 K:0 S:16	H:3 LOB:2 K:3 P:21	R:0 E:0 K:0 S:12	H:1 LOB:2 K:0 P:21	1B:10 2B:1 3B:0 HR:0	SF:1 SAC:0 DP:0 HBP:0	WP:1 PB:0 SB:0 CS:0	PA:73
PITCHER	IP: 7.0 ERA: 3.79	WLS: 25 SO: 4	BF: 25 BB: 0	H: 2 ER: 0	ER: 0 SO: 4	IP: 7.0 ERA: 2.51	WLS: 25 SO: 4	BF: 25 BB: 0	H: 2 ER: 0	ER: 0 SO: 4	IP: 7.0 ERA: 2.51	WLS: 25 SO: 4	BF: 25 BB: 0	H: 2 ER: 0	ER: 0 SO: 4	IP: 7.0 ERA: 2.51	WLS: 25 SO: 4	BF: 25 BB: 0	H: 2 ER: 0	ER: 0 SO: 4	IP: 7.0 ERA: 2.51	WLS: 25 SO: 4	BF: 25 BB: 0	H: 2 ER: 0	ER: 0 SO: 4	IP: 7.0 ERA: 2.51	WLS: 25 SO: 4	BF: 25 BB: 0	H: 2 ER: 0	ER: 0 SO: 4		
48 Jared Hughes, R (15, 1) ERA: 2.51						37 Juan Cruz, R (17, 1) ERA: 2.78																										
39 Jason Grilli, R (9, 1) ERA: 2.38						51 Wandy Rodriguez, L (16, 1) ERA: 4.0																										
29 Kevin Correia, R (9, 1) ERA: 4.56																																
30 Chris Resop, R (11, 1) ERA: 3.06																																
52 Joel Hanrahan, R (14, 1) ERA: 2.45																																

Pittsburgh Pirates @ St. Louis Cardinals
 Busch Stadium, St. Louis, MO
 Sun Aug 19 2012, 1:17 PM - 7:23 PM CDT
 Att: 43,412 - Partly Cloudy - 82 F

AB 66
 R 6
 H 16
 RBI 6
 BB 6
 SO 19
 LOB 22



Pittsburgh Pirates @ St. Louis Cardinals
 Busch Stadium, St. Louis, MO
 Sun Aug 19 2012, 1:17 PM - 7:23 PM CDT
 Att: 43,412 - Partly Cloudy - 82 F

AB 68
 R 11
 H 33
 RBI 3
 BB 4
 SO 15
 LOB 22



Batter	1	2	3	4	5	6	7	8	9	AB	R	H	RBI	BB	SO	LOB	TOP										
31 Jose Tabata, R OBP: 0.302, SLG: 0.352	L8		1B				2B		1B	5	0	3	0	0	1	0	Pittsburgh Pirates @ San Diego Padres Petco Park, San Diego, CA Mon Aug 20 2012, 7:08 PM - 10:05 PM PDT Att: 20,401 - Clear - 71 F										
23 Travis Snider, L OBP: 0.337, SLG: 0.462	K		K						K	4	0	0	0	1	4	3											
22 Andrew McCutchen, R OBP: 0.419, SLG: 0.937	K		F8						K	5	1	1	0	0	3	5											
46 Garrett Jones, L OBP: 0.311, SLG: 0.530	K									4	0	0	0	0	1	1											
18 Neil Walker, S OBP: 0.354, SLG: 0.450	G3-1									3	0	1	1	1	0	0											
24 Pedro Alvarez, L OBP: 0.314, SLG: 0.467										2	0	1	0	2	0	1											
12 Clint Barmes, R 60 Kyle McPherson, R 14 Gaby Sanchez, R 61 Justin Wilson, L	K									3	0	1	0	0	2	2											
26 Rod Barajas, R OBP: 0.270, SLG: 0.321										3	0	0	0	0	1	4											
29 Kevin Correia, R 44 Tony Watson, L 5 Josh Harrison, R										1	0	0	0	0	1	0											
Inning Stats	R: 0 E: 0 K: 2 S: 9	H: 0 LOB: 0 BB: 0 P: 14	R: 0 E: 0 K: 2 S: 10	H: 0 LOB: 1 BB: 1 P: 16	R: 0 E: 0 K: 1 S: 8	H: 1 LOB: 2 BB: 0 P: 13	R: 0 E: 0 K: 0 S: 9	H: 1 LOB: 2 BB: 1 P: 19	R: 0 E: 0 K: 3 S: 10	H: 0 LOB: 0 BB: 0 P: 13	R: 1 E: 1 K: 1 S: 9	H: 2 LOB: 1 BB: 0 P: 14	R: 0 E: 0 K: 2 S: 10	H: 1 LOB: 2 BB: 1 P: 17	R: 0 E: 0 K: 0 S: 15	H: 1 LOB: 2 BB: 0 P: 26		R: 0 E: 0 K: 2 S: 13	H: 1 LOB: 0 BB: 0 P: 16	1B: 6 2B: 1 3B: 0 HR: 0	SF: 0 SAC: 1 DP: 0 HBP: 1	WP: 0 PB: 0 SB: 0 CS: 0	PA: 39				
PITCHER	IP	WLS	BF	H	R	ER	SO	BB	IBB	HBP	BLK	WP	HR	S	P	ERA	WHIP										
37 Edinson Volquez, R ERA: 4.18	6.2	W	29	5	1	1	10	3	0	1	0	0	0	62	100	1.35	1.200										
58 Brad Brach, R ERA: 3.97	0.1	H	1	0	0	0	1	0	0	0	0	0	0	3	6	0.00	0.000										
57 Luke Gregerson, R ERA: 2.45	1.0	H	5	1	0	0	0	1	0	0	0	0	0	15	26	0.00	2.000										
55 Dale Thayer, R ERA: 3.56	1.0	S	4	1	0	0	2	0	0	0	0	0	0	13	16	0.00	1.000										
Batter	1	2	3	4	5	6	7	8	9	AB	R	H	RBI	BB	SO	LOB	BOTTOM										
2 Everth Cabrera, S OBP: 0.321, SLG: 0.340	25 1B	25 1B								5	1	3	0	0	1	2	Pittsburgh Pirates @ San Diego Padres Petco Park, San Diego, CA Mon Aug 20 2012, 7:08 PM - 10:05 PM PDT Att: 20,401 - Clear - 71 F										
25 Will Venable, L OBP: 0.320, SLG: 0.417	7 1B 12 G4-3	7 1B 12 G4-3								4	1	2	2	0	2	1											
7 Chase Headley, S OBP: 0.365, SLG: 0.462	7 1B 12 G4-3	7 1B 12 G4-3								4	0	1	0	0	0	3											
18 Carlos Quentin, R OBP: 0.381, SLG: 0.498	12 G4-3 HBP									3	0	1	0	0	0	1											
12 Yasmani Grandal, S OBP: 0.337, SLG: 0.535	G4-3									3	0	0	1	1	0	2											
23 Yonder Alonso, L OBP: 0.339, SLG: 0.390	G3-1									4	0	0	0	0	2	5											
5 Alexei Amarista, L OBP: 0.292, SLG: 0.409	L7									4	0	0	0	0	2	4											
24 Cameron Maybin, R OBP: 0.295, SLG: 0.324	2 1B 37 SH1-4	2 1B 37 SH1-4								4	1	2	0	0	0	2											
37 Edinson Volquez, R OBP: 0.089, SLG: 0.091	SH1-4									2	0	0	0	0	1	0											
58 Brad Brach, R 57 Luke Gregerson, L 13 Chris Denorfia, R 55 Dale Thayer, R										0	0	0	0	0	0	0											
Inning Stats	R: 2 E: 0 K: 0 S: 12	H: 2 LOB: 1 BB: 0 P: 17	R: 1 E: 0 K: 0 S: 11	H: 3 LOB: 2 BB: 0 P: 17	R: 0 E: 1 K: 1 S: 9	H: 1 LOB: 2 BB: 0 P: 13	R: 0 E: 0 K: 1 S: 7	H: 0 LOB: 0 BB: 0 P: 8	R: 0 E: 0 K: 1 S: 13	H: 1 LOB: 2 BB: 1 P: 22	R: 0 E: 0 K: 2 S: 11	H: 1 LOB: 1 BB: 0 P: 14	R: 0 E: 0 K: 0 S: 8	H: 0 LOB: 0 BB: 0 P: 12	R: 0 E: 0 K: 3 S: 12	H: 2 LOB: 2 BB: 0 P: 19	R: 0 E: 0 K: 2 S: 10	H: 1 LOB: 0 BB: 0 P: 16	1B: 9 2B: 1 3B: 0 HR: 0	SF: 0 SAC: 1 DP: 0 HBP: 1	WP: 0 PB: 0 SB: 0 CS: 0	PA: 37					
PITCHER	IP	WLS	BF	H	R	ER	SO	BB	IBB	HBP	BLK	WP	HR	S	P	ERA	WHIP										
29 Kevin Correia, R ERA: 4.55	4.1	L	23	7	3	2	2	1	0	1	0	0	0	48	72	4.15	1.846										
44 Tony Watson, L ERA: 4.12	0.2		2	0	0	0	1	0	0	0	0	0	0	4	5	0.00	0.000										
60 Kyle McPherson, R ERA: 4.12	2.0		7	1	0	0	2	0	0	0	0	0	0	19	26	0.00	0.500										
61 Justin Wilson, L ERA: 4.12	1.0		5	2	0	0	3	0	0	0	0	0	0	12	19	0.00	2.000										

Batter	1	2	3	4	5	6	7	8	9	10	AB	R	H	RBI	BB	SO	LOB	TOP																	
31 Jose Tabata, R OBP: 0.303, SLG: 0.349											5	1	0	1	1	2																			
23 Travis Snider, L OBP: 0.349, SLG: 0.464											4	0	2	0	0	0	3																		
22 Andrew McCutchen, R OBP: 0.416, SLG: 0.583											5	0	1	0	0	1	4																		
18 Neil Walker, S OBP: 0.352, SLG: 0.450											5	1	1	0	0	1	2																		
46 Garrett Jones, L OBP: 0.318, SLG: 0.550											4	2	3	3	1	0	1																		
24 Pedro Alvarez, L OBP: 0.315, SLG: 0.463											3	1	0	0	2	2																			
12 Clint Barmes, R OBP: 0.253, SLG: 0.320											5	0	2	0	0	2	3																		
26 Rod Barajas, R OBP: 0.276, SLG: 0.328											4	0	2	1	1	1																			
5 Josh Harrison, R OBP: 0.295, SLG: 0.378											0	0	0	0	0	0																			
25 Daniel McCutchen, R OBP: 0.308, SLG: 0.396											0	0	0	0	0	0																			
34 A.J. Burnett, R OBP: 0.287, SLG: 0.564											3	0	0	0	0	2	3																		
44 Tony Watson, L OBP: 0.282, SLG: 0.292											0	0	0	0	0	0																			
36 Yamaico Navarro, R OBP: 0.282, SLG: 0.378											1	0	0	0	0	1																			
32 Chad Qualls, R OBP: 0.282, SLG: 0.378											0	0	0	0	0	0																			
39 Jason Grilli, R OBP: 0.282, SLG: 0.378											0	0	0	0	0	0																			
55 Michael McKenry, R OBP: 0.282, SLG: 0.378											1	0	0	0	0	1																			
Inning Stats	R: 0 E: 0 K: 2 S: 9	H: 1 LOB: 1 BB: 0 P: 13	R: 0 E: 0 K: 1 S: 8	H: 0 LOB: 1 BB: 1 P: 15	R: 1 E: 1 K: 0 S: 11	H: 2 LOB: 0 BB: 0 P: 16	R: 0 E: 0 K: 1 S: 10	H: 2 LOB: 2 BB: 0 P: 16	R: 0 E: 0 K: 1 S: 7	H: 0 LOB: 2 BB: 1 P: 14	R: 2 E: 0 K: 1 S: 18	H: 3 LOB: 3 BB: 2 P: 28	R: 0 E: 0 K: 2 S: 10	H: 1 LOB: 2 BB: 1 P: 17	R: 0 E: 0 K: 1 S: 9	H: 0 LOB: 0 BB: 0 P: 12	R: 2 E: 0 K: 1 S: 18	H: 2 LOB: 0 BB: 0 P: 26	R: 0 E: 0 K: 2 S: 11	H: 1 LOB: 1 BB: 0 P: 16	1B: 7 2B: 3 3B: 0 HR: 2	SF: 0 SAC: 0 DP: 0 WHIP: 1	WP: 1 PB: 0 SB: 1 CS: 1	PA: 47											
PITCHER	IP 5.1	WLS 7	BF 25	H 7	R 3	ER 2	SO 5	BB 3	IBB 0	HBP 1	BLK 0	WP 1	HR 1	S 53	P 86	ERA 3.38	WHIP 1.875	PITCHER	IP 1.0	WLS 4	BF 4	H 1	R 0	ER 0	SO 2	BB 0	IBB 0	HBP 0	BLK 0	WP 0	HR 0	S 11	P 16	ERA 0.00	WHIP 1.000
38 Jason Marquis, R ERA: 5.22	50 Nick Vincent, R ERA: 3.6	58 Brad Brach, R ERA: 3.88	57 Luke Gregerson, R ERA: 2.41	55 Dale Thayer, R ERA: 3.89	39 Miles Mkolos, R ERA: 3.0																														

Pittsburgh Pirates @ San Diego Padres
Petco Park, San Diego, CA
Tue Aug 21 2012, 7:09 PM - 10:54 PM PDT
Att: 21,882 - Clear - 71 F

AB 40
R 5
H 12
RBI 4
BB 5
SO 12
LOB 22



Batter	1	2	3	4	5	6	7	8	9	10	AB	R	H	RBI	BB	SO	LOB	BOTTOM																	
2 Everth Cabrera, S OBP: 0.321, SLG: 0.339											6	0	2	0	0	2	6																		
25 Will Venable, L OBP: 0.329, SLG: 0.429											5	3	4	1	1	0	2																		
7 Chase Headley, S OBP: 0.365, SLG: 0.466											6	2	2	2	0	2	7																		
18 Carlos Quentin, R OBP: 0.378, SLG: 0.498											4	0	1	3	0	0	6																		
12 Yasmani Grandal, S OBP: 0.340, SLG: 0.517											3	0	0	0	2	2	1																		
23 Yonder Alonso, L OBP: 0.340, SLG: 0.387											3	1	0	0	2	1	4																		
5 Alexi Amarista, L OBP: 0.290, SLG: 0.409											5	0	1	0	0	1	3																		
24 Cameron Maybin, R OBP: 0.303, SLG: 0.331											4	1	4	0	1	0	0																		
38 Jason Grilli, R ERA: 2.33	39 Jason Grilli, R ERA: 2.33	25 Daniel McCutchen, R ERA: 3.89	34 A.J. Burnett, R ERA: 3.63	44 Tony Watson, L ERA: 4.05	32 Chad Qualls, R ERA: 5.36																														
Inning Stats	R: 2 E: 0 K: 2 S: 16	H: 3 LOB: 1 BB: 0 P: 18	R: 0 E: 0 K: 2 S: 10	H: 1 LOB: 1 BB: 0 P: 11	R: 0 E: 0 K: 0 S: 5	H: 2 LOB: 2 BB: 1 P: 13	R: 0 E: 0 K: 0 S: 12	H: 1 LOB: 1 BB: 0 P: 13	R: 0 E: 0 K: 1 S: 10	H: 1 LOB: 3 BB: 2 P: 21	R: 1 E: 0 K: 2 S: 14	H: 1 LOB: 2 BB: 2 P: 23	R: 1 E: 0 K: 0 S: 7	H: 1 LOB: 0 BB: 0 P: 13	R: 0 E: 0 K: 1 S: 10	H: 2 LOB: 2 BB: 0 P: 15	R: 2 E: 0 K: 1 S: 18	H: 2 LOB: 0 BB: 0 P: 26	R: 0 E: 0 K: 2 S: 11	H: 1 LOB: 1 BB: 0 P: 12	1B: 11 2B: 4 3B: 0 HR: 1	SF: 2 SAC: 1 DP: 2 WHIP: 0	WP: 0 PB: 0 SB: 3 CS: 0	PA: 48											
PITCHER	IP 6.1	WLS 12	BF 40	H 12	R 4	ER 4	SO 7	BB 5	IBB 0	HBP 0	BLK 0	WP 0	HR 0	S 74	P 110	ERA 5.68	WHIP 2.684	PITCHER	IP 1.0	WLS 4	BF 4	H 1	R 0	ER 0	SO 2	BB 0	IBB 0	HBP 0	BLK 0	WP 0	HR 0	S 11	P 16	ERA 0.00	WHIP 1.000
34 A.J. Burnett, R ERA: 3.63	44 Tony Watson, L ERA: 4.05	32 Chad Qualls, R ERA: 5.36	39 Jason Grilli, R ERA: 2.33	25 Daniel McCutchen, R ERA: 3.89	39 Miles Mkolos, R ERA: 3.0																														

Pittsburgh Pirates @ San Diego Padres
Petco Park, San Diego, CA
Tue Aug 21 2012, 7:09 PM - 10:54 PM PDT
Att: 21,882 - Clear - 71 F

AB 39
R 7
H 16
RBI 7
BB 6
SO 9
LOB 30



Batter	1	2	3	4	5	6	7	8	9	AB	R	H	RBI	BB	SO	LOB	TOP										
7 Norichika Aoki, L (1,9) OBP: 0.348, SLG: 0.403	G4-3			L8				FC6-4		4	0	1	0	0	0	2	Milwaukee Brewers @ Pittsburgh Pirates PNC Park, Pittsburgh, PA Sat Aug 25 2012, 7:07 PM - 9:55 PM EDT Att: 37,460 - Partly Cloudy - 83 F										
23 Rickie Weeks Jr., R (1,4) OBP: 0.320, SLG: 0.368	F8			G6-3				K		4	0	0	0	0	2	4											
8 Ryan Braun, R (1,7) OBP: 0.383, SLG: 0.594	F9			G3				P3		4	0	0	0	0	0	4											
16 Aramis Ramirez, R (1,5) OBP: 0.356, SLG: 0.511										4	0	3	0	0	0	0											
1 Corey Hart, R (1,3) OBP: 0.329, SLG: 0.500										4	0	0	0	0	1	3											
12 Martín Maldonado, R (1,2) OBP: 0.338, SLG: 0.440										4	0	1	0	0	1	2											
27 Carlos Gómez, R (1,8) OBP: 0.296, SLG: 0.447										3	0	0	0	0	0	2											
61 Livan Hernandez, R (7, 1)										0	0	0	0	0	0	0											
20 Jonathan Lucroy, R (9, PH) OBP: 0.375, SLG: 0.544										0	0	0	0	1	0	0											
14 Jeff Bianchi, R (1,6) OBP: 0.118, SLG: 0.118										4	0	2	0	0	0	0											
18 Shaun Marcum, R (1, 1) OBP: 0.179, SLG: 0.120										1	0	0	0	0	1	0											
45 Travis Ishikawa, L (6, PH) OBP: 0.322, SLG: 0.442										1	0	1	0	0	0	0											
40 Jose Veras, R (6, 1)										0	0	0	0	0	0	0											
2 Nyjer Morgan, L (7, 8) OBP: 0.304, SLG: 0.307										2	0	1	0	0	1	3											
Inning Stats	R: 0 E: 0 K: 0 S: 6	H: 0 LOB: 0 BB: 0 P: 10	R: 0 E: 0 K: 0 S: 5	H: 1 LOB: 0 BB: 0 P: 7	R: 0 E: 0 K: 1 S: 11	H: 0 LOB: 0 BB: 0 P: 15	R: 0 E: 0 K: 0 S: 5	H: 0 LOB: 0 BB: 0 P: 7	R: 0 E: 0 K: 2 S: 11	H: 1 LOB: 1 BB: 0 P: 14	R: 0 E: 0 K: 1 S: 11	H: 2 LOB: 2 BB: 0 P: 15	R: 0 E: 0 K: 1 S: 13	H: 2 LOB: 2 BB: 1 P: 16	R: 0 E: 0 K: 1 S: 13	H: 2 LOB: 3 BB: 1 P: 22	1B: 8 2B: 3 3B: 0 HR: 0	SF: 0 SAC: 0 DP: 1 HBP: 0	WP: 0 PB: 0 SB: 0 CS: 0	PA: 36							
PITCHER	IP	WLS	BF	H	R	ER	SO	BB	IBB	HBP	BLK	WP	HR	S	P	ERA	WHIP										
Jeff Karstens, R (1, 1) ERA: 3.47	7.0	W	27	7	0	0	4	0	0	0	0	0	0	62	83	0.00	1.000										
44 Tony Watson, L (8, 1) ERA: 4.02	0.1	H	1	0	0	0	0	0	0	0	0	0	0	3	4	0.00	0.000										
39 Jason Grilli, R (8, 1) ERA: 2.3	0.2	H	2	0	0	0	1	0	0	0	0	0	0	4	5	0.00	0.000										
52 Joel Hanrahan, R (9, 1) ERA: 2.36	1.0		6	2	0	0	1	1	0	0	0	0	0	13	22	0.00	3.000										

Batter	1	2	3	4	5	6	7	8	9	AB	R	H	RBI	BB	SO	LOB	BOTTOM										
31 Jose Tabata, R (1, 7) OBP: 0.302, SLG: 0.348	P6									3	1	1	1	0	1	0	Milwaukee Brewers @ Pittsburgh Pirates PNC Park, Pittsburgh, PA Sat Aug 25 2012, 7:07 PM - 9:55 PM EDT Att: 37,460 - Partly Cloudy - 83 F										
14 Gaby Sanchez, R (6, 3) OBP: 0.262, SLG: 0.323										1	0	0	0	0	1	0											
23 Travis Snider, L (1, 9) OBP: 0.347, SLG: 0.457										4	0	1	1	0	3	0											
22 Andrew McCutchen, R (1, 8) OBP: 0.412, SLG: 0.574										4	0	0	0	0	1	1											
46 Garrett Jones, L (1, 3) OBP: 0.318, SLG: 0.543										4	0	1	0	0	0	0											
18 Neil Walker, S (1, 4) OBP: 0.345, SLG: 0.440										4	1	0	0	0	1	1											
24 Pedro Alvarez, L (1, 5) OBP: 0.318, SLG: 0.463										3	0	2	0	0	0	1											
55 Michael McKenry, R (1, 2) OBP: 0.330, SLG: 0.506										2	1	1	1	1	1	2											
12 Clint Barmes, R (1, 6) OBP: 0.247, SLG: 0.312										3	0	0	0	0	1	3											
Jeff Karstens, R (1, 1) OBP: 0.107, SLG: 0.107										3	1	1	1	0	1	0											
44 Tony Watson, L (8, 1) ERA: 4.5										0	0	0	0	0	0	0											
39 Jason Grilli, R (8, 1)										0	0	0	0	0	0	0											
52 Joel Hanrahan, R (9, 1)										0	0	0	0	0	0	0											
Inning Stats	R: 0 E: 0 K: 2 S: 10	H: 0 LOB: 0 BB: 0 P: 13	R: 0 E: 0 K: 0 S: 17	H: 1 LOB: 1 BB: 1 P: 27	R: 0 E: 0 K: 1 S: 8	H: 0 LOB: 0 BB: 0 P: 10	R: 0 E: 0 K: 1 S: 8	H: 0 LOB: 0 BB: 0 P: 11	R: 4 E: 2 K: 1 S: 19	H: 4 LOB: 1 BB: 0 P: 27	R: 0 E: 0 K: 2 S: 17	H: 2 LOB: 2 BB: 0 P: 20	R: 0 E: 0 K: 3 S: 11	H: 0 LOB: 0 BB: 0 P: 14	R: 0 E: 0 K: 0 S: 14	H: 0 LOB: 0 BB: 0 P: 19	1B: 4 2B: 3 3B: 0 HR: 0	SF: 0 SAC: 0 DP: 0 HBP: 0	WP: 0 PB: 0 SB: 0 CS: 1	PA: 34							
PITCHER	IP	WLS	BF	H	R	ER	SO	BB	IBB	HBP	BLK	WP	HR	S	P	ERA	WHIP										
18 Shaun Marcum, R (1, 1) ERA: 3.19	5.0	L	21	5	4	0	0	0	0	0	0	0	0	62	88	0.00	1.200										
40 Jose Veras, R (6, 1) ERA: 4.5	1.0		5	2	0	0	2	0	0	0	0	0	0	17	20	0.00	2.000										
61 Livan Hernandez, R (7, 1) ERA: 5.02	2.0		6	0	0	0	3	0	0	0	0	0	0	25	33	0.00	0.000										




Batter	1	2	3	4	5	6	7	8	9	AB	R	H	RBI	BB	SO	LOB	TOP				
19 Jon Jay, L OBP: 0.385, SLG: 0.414 (1,8)	E5 7 CS		F7		F8				G4-3	5	0	1	0	0	0	1					
13 Matt Carpenter, L OBP: 0.377, SLG: 0.498 (1,5)	F8			G5-3 21 BB		G3-4 1-H				3	0	1	0	1	0	2					
7 Matt Holliday, R OBP: 0.385, SLG: 0.533 (1,7)			F8				K			4	1	2	1	0	1	2					
21 Allen Craig, R OBP: 0.379, SLG: 0.586 (1,3)	G1-3			G5-3		E6 3 SF9 4 BB			F8 2B	4	1	2	0	0	0	2					
3 Carlos Beltrán, S OBP: 0.341, SLG: 0.511 (1,9)		L6		K		G6-3			P2	4	0	0	0	0	1	3					
4 Yadier Molina, R OBP: 0.374, SLG: 0.510 (1,2)		G1-3				SF9			F8	3	1	1	1	0	0	1					
55 Skip Schumaker, L OBP: 0.365, SLG: 0.450 (8,1)			F7			55 2B				3	1	2	1	0	0	0					
31 Lance Lynn, S ERA: 2.53 (8,1)						15 2B				0	0	0	0	0	0	0					
59 Fernando Salas, R ERA: 3.88 (7,1)						26 1B				0	0	0	0	0	0	0					
23 David Freese, R OBP: 0.349, SLG: 0.438 (8,PH)						13 2B				0	0	0	0	0	0	0					
41 Mitchell Boggs, R ERA: 1.96 (8,1)										0	0	0	0	0	0	0					
34 Marc Rzepczynski, L ERA: 4.61 (8,1)										0	0	0	0	0	0	0					
30 Jason Motte, R ERA: 4.61 (8,1)										0	0	0	0	0	0	0					
15 Rafael Furcal, S OBP: 0.330, SLG: 0.352 (1,6)			G3-1		K		G1-3		G1	4	0	0	0	0	1	2					
26 Kyle Lohse, R OBP: 0.130, SLG: 0.098 (1,1)										2	0	1	1	0	1	0					
33 Daniel Descalso, L OBP: 0.296, SLG: 0.316 (6,4)										2	0	0	0	0	1	0					
Inning Stats	R: 0 E: 1 K: 0 S: 12	H: 1 LOB: 1 BB: 0 P: 16	R: 0 E: 0 K: 0 S: 6	H: 0 LOB: 0 BB: 0 P: 10	R: 0 E: 0 K: 1 S: 9	H: 0 LOB: 0 BB: 0 P: 12	R: 0 E: 0 K: 1 S: 9	H: 0 LOB: 1 BB: 1 P: 14	R: 2 E: 1 K: 0 S: 15	H: 3 LOB: 1 BB: 0 P: 26	R: 0 E: 0 K: 2 S: 10	H: 1 LOB: 1 BB: 0 P: 15	R: 0 E: 0 K: 1 S: 9	H: 1 LOB: 1 BB: 0 P: 15	R: 0 E: 0 K: 0 S: 8	H: 0 LOB: 0 BB: 0 P: 11	1B: 5 2B: 3 3B: 1 HR: 1	SF: 1 SAC: 0 DP: 0 HBP: 0	WP: 1 PB: 0 SB: 0 CS: 1	PA: 37	
PITCHER	IP	WLS	BF	H	R	ER	SO	BB	IBB	HBP	BLK	WP	HR	S	P	ERA	WHIP				
34 A.J. Burnett, R ERA: 3.67 (1,1)	5.2	L	24	7	4	3	3	1	0	0	0	1	1	59	93	4.76	1.412				
48 Jared Hughes, R ERA: 2.53 (6,1)	1.1		6	2	0	0	2	0	0	0	0	0	0	16	25	0.00	1.500				
39 Jason Grilli, R ERA: 2.25 (8,1)	1.0		4	1	0	0	1	0	0	0	0	0	0	9	15	0.00	1.000				
44 Tony Watson, L ERA: 3.92 (9,1)	1.0		3	0	0	0	0	0	0	0	0	0	0	8	11	0.00	1.000				

St. Louis Cardinals @ Pittsburgh Pirates
PNC Park, Pittsburgh, PA
Mon Aug 27 2012, 7:10 PM - 10:50 PM EDT
Att: 16,700 - Cloudy - 75 F

livebaseballscorecards.com

AB 35
R 4
H 10
RBI 4
BB 1
SO 6
LOB 14




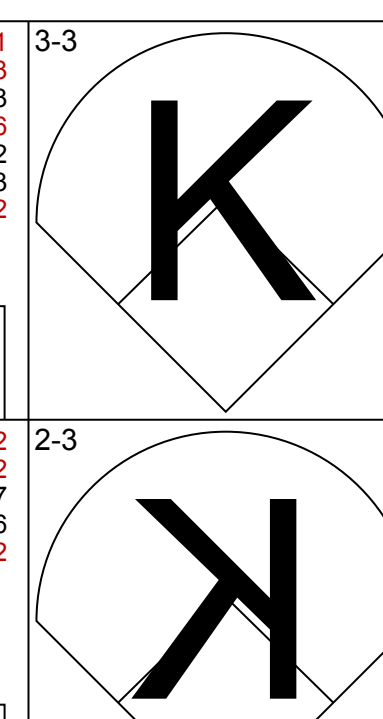
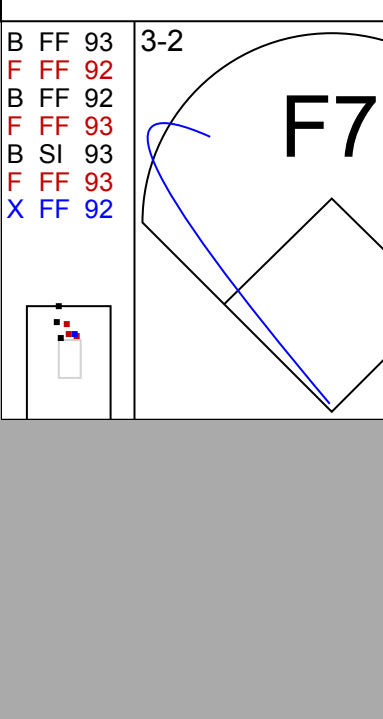
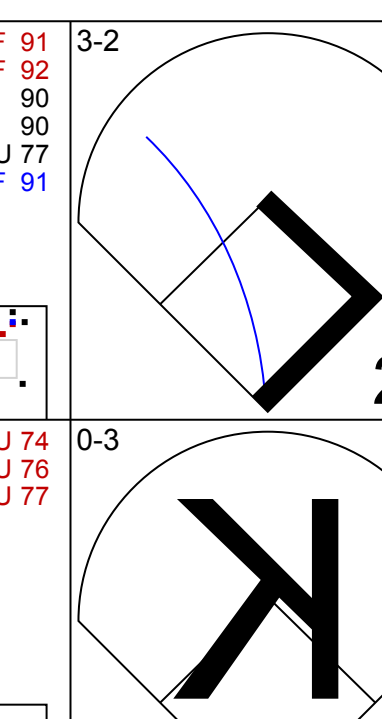
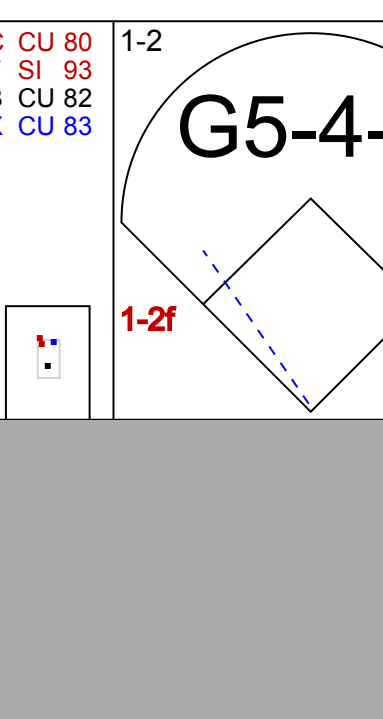
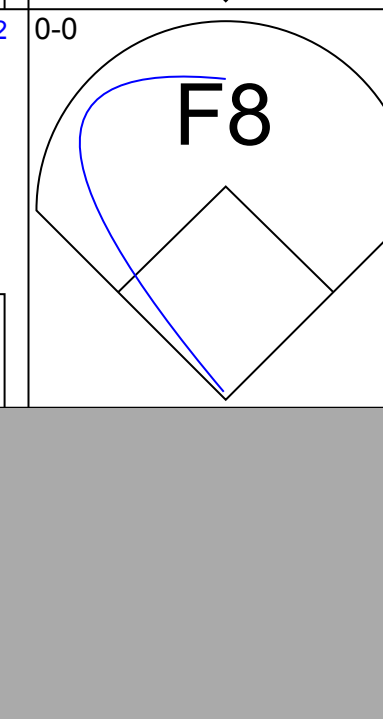
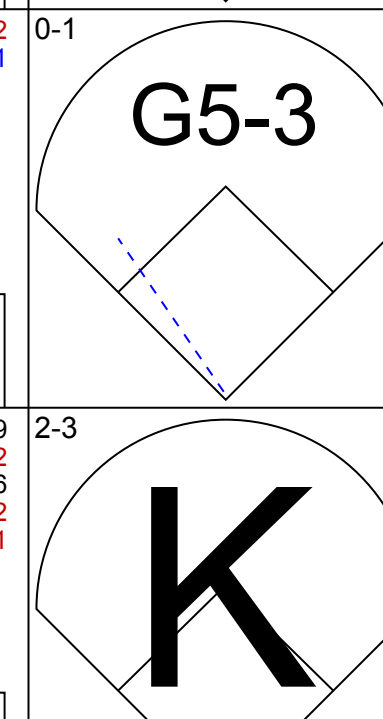

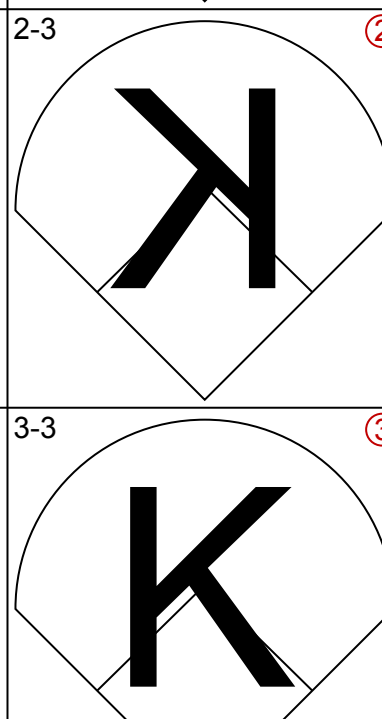


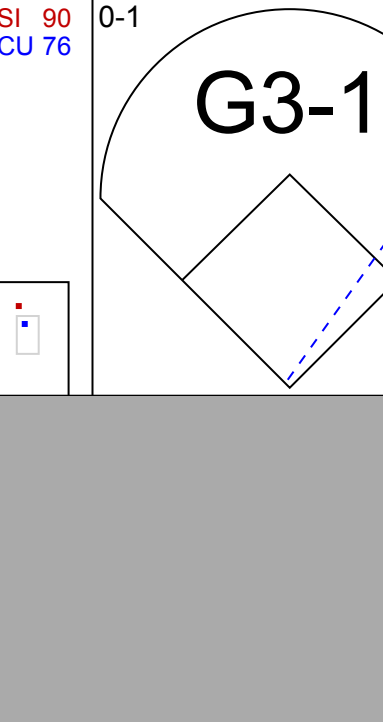





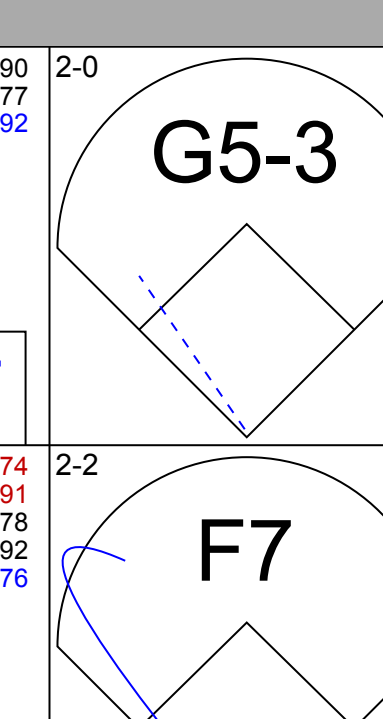

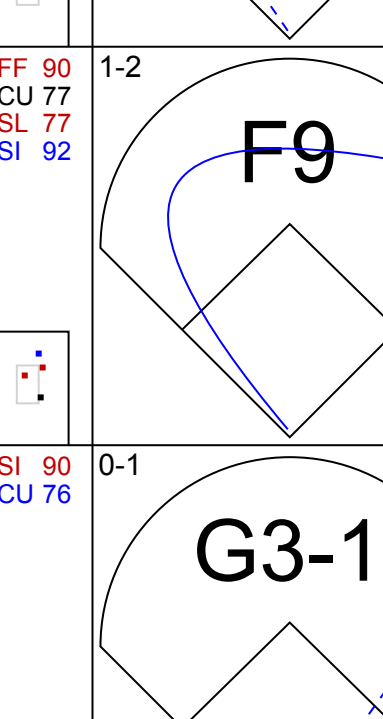

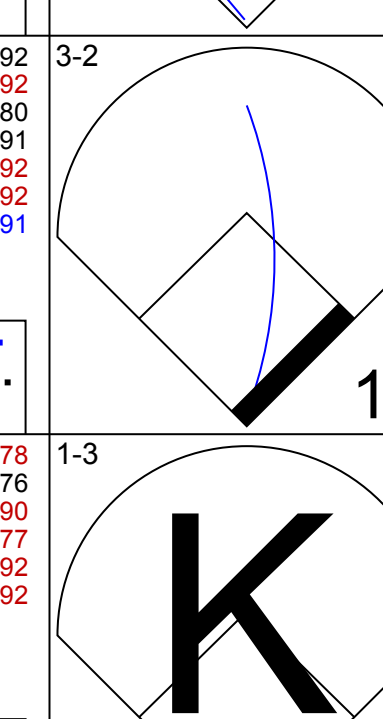
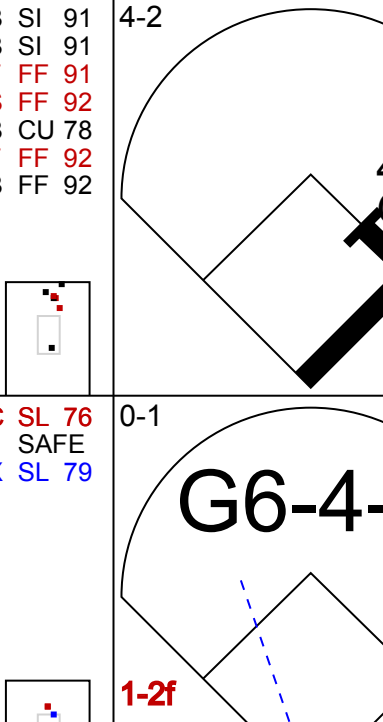
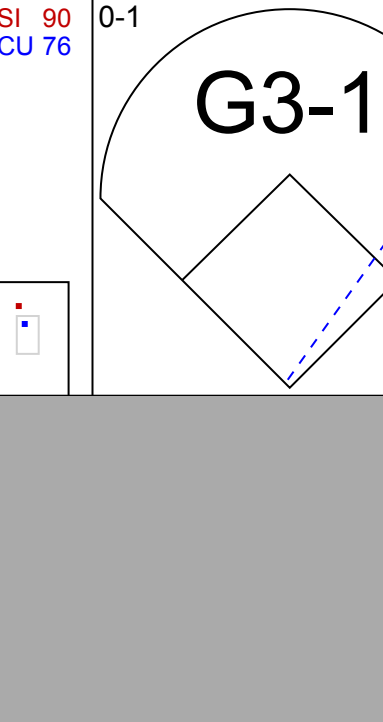

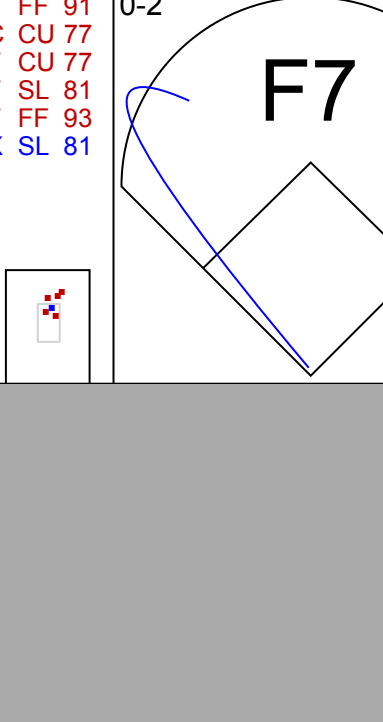
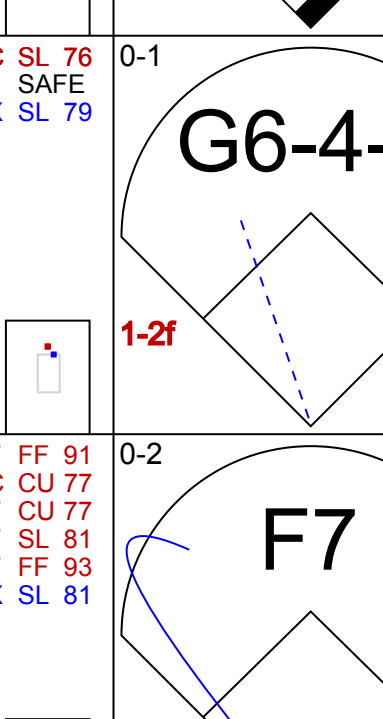
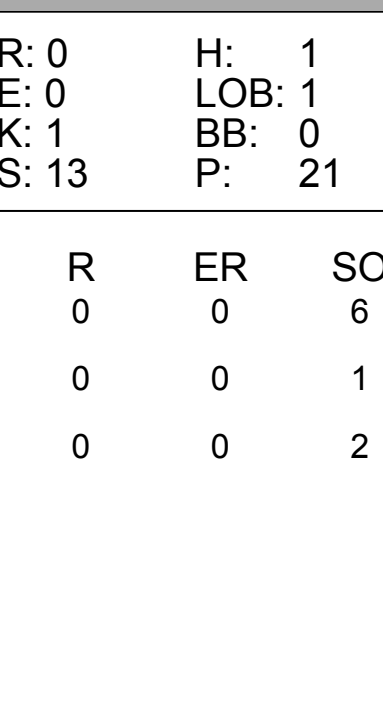

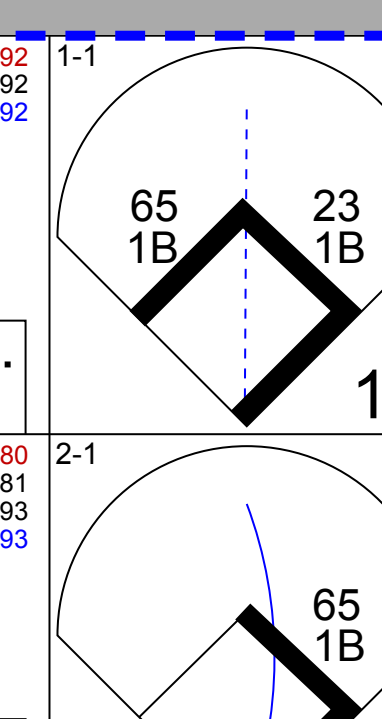
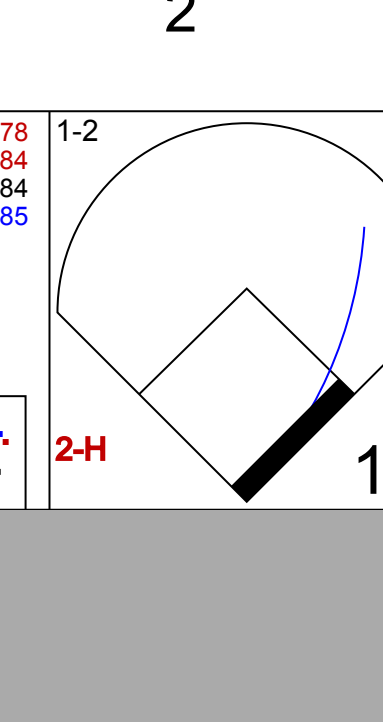
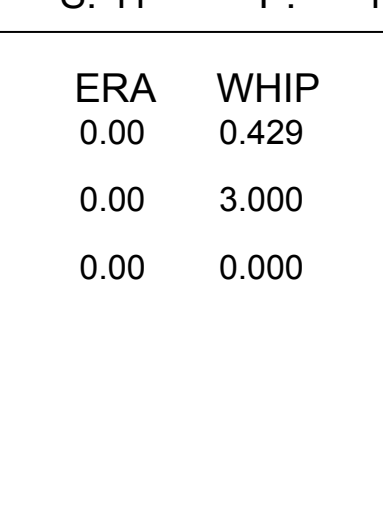
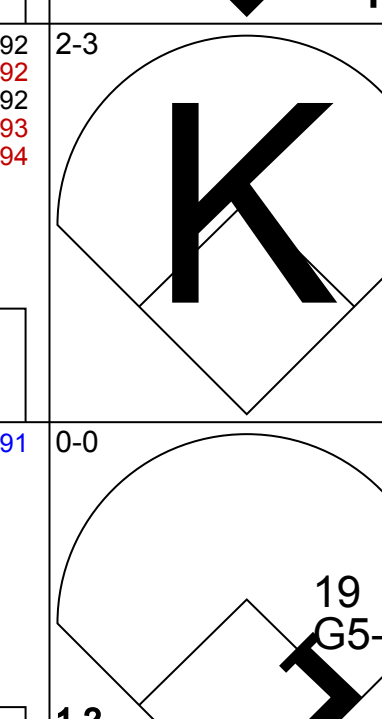

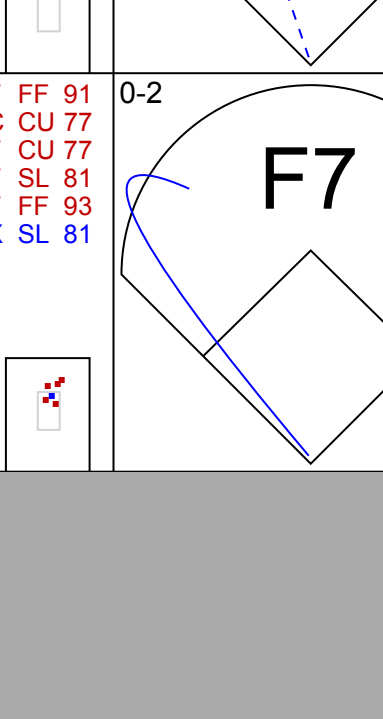
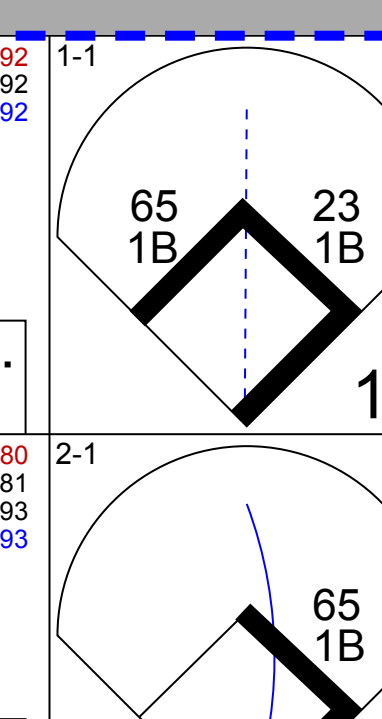
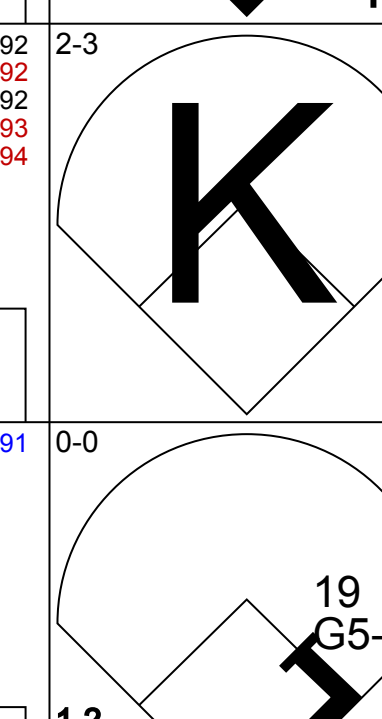
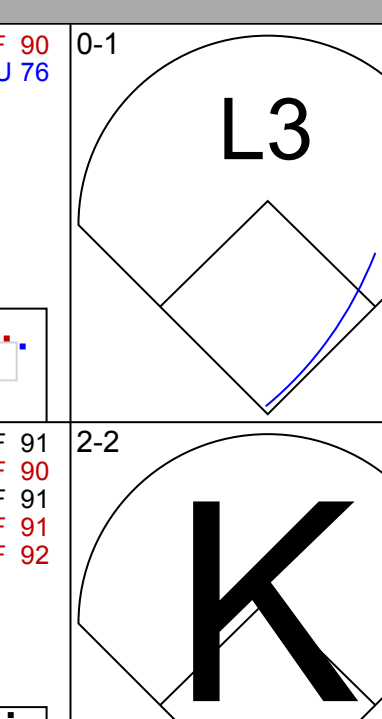
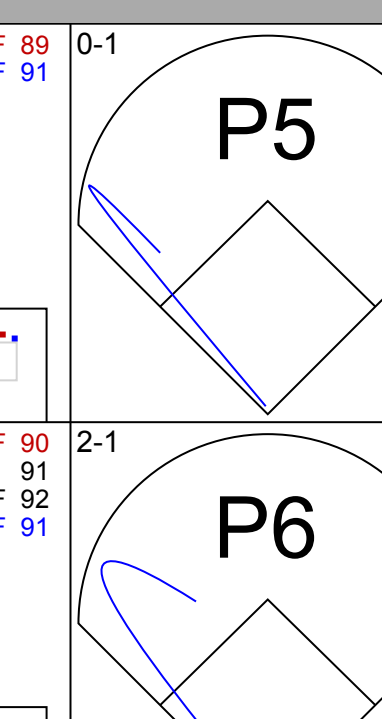
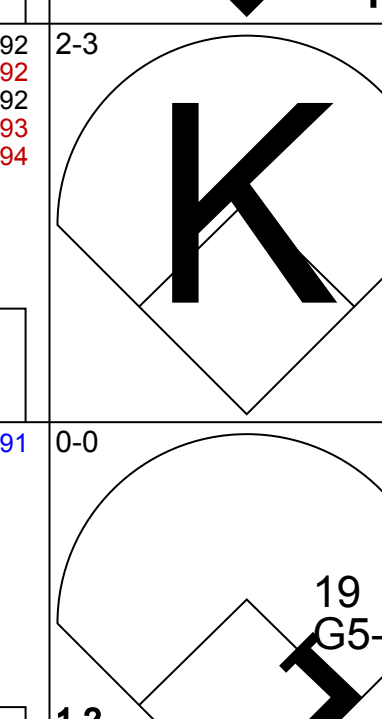
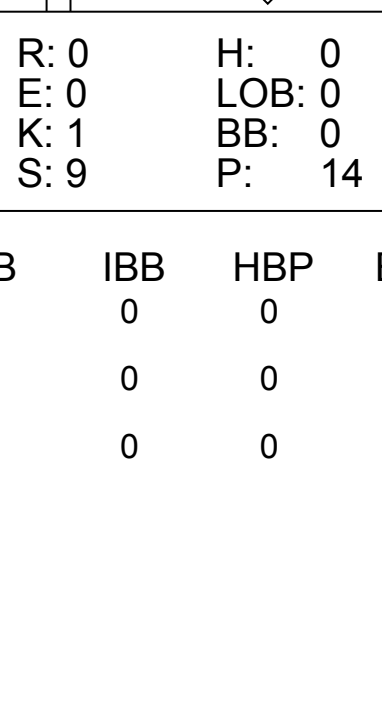
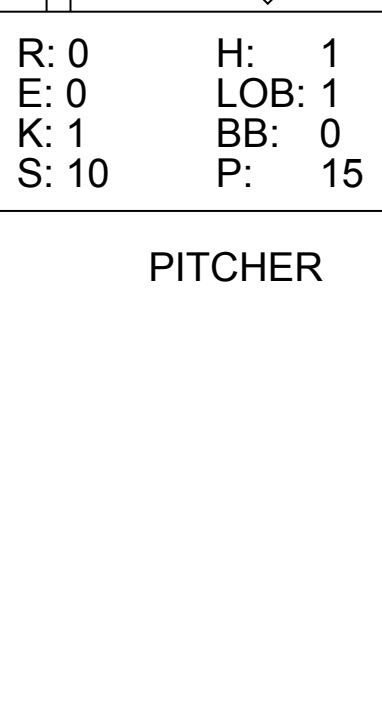
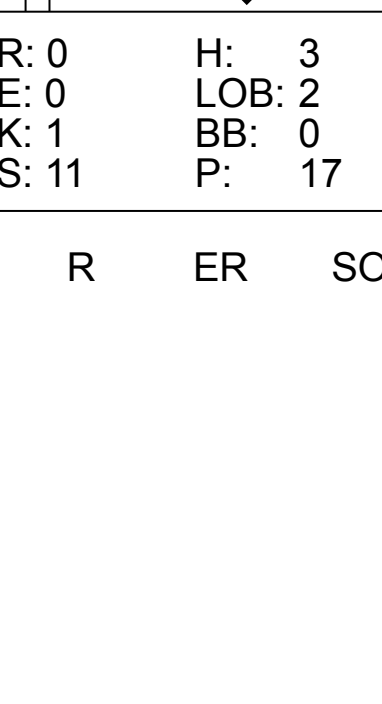

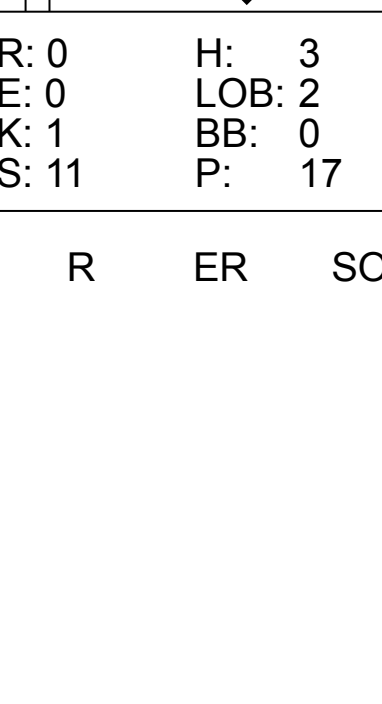

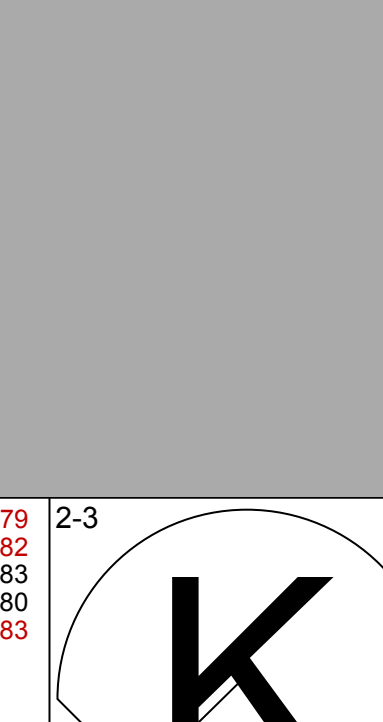
Batter	1	2	3	4	5	6	7	8	9	AB	R	H	RBI	BB	SO	LOB	BOTTOM				
31 Jose Tabata, R OBP: 0.300, SLG: 0.345 (1,7)	G6-3			23 1B	L9				G3-1	4	1	1	0	0	0	2					
23 Travis Snider, L OBP: 0.346, SLG: 0.438 (1,9)	G4-3			24 1B	G3				K	4	1	1	0	0	1	1					
22 Andrew McCutchen, R OBP: 0.411, SLG: 0.568 (1,8)	L8			24 1B		F8			46 FC4-6 1B	4	0	2	1	0	0	0					
46 Garrett Jones, L OBP: 0.317, SLG: 0.538 (1,3)		F7		L8		F8			FC4-6 24 1B	4	0	0	0	0	0	3					
24 Pedro Alvarez, L OBP: 0.321, SLG: 0.462 (1,5)						F8			5 FC6-4 1B	4	0	2	0	0	1	0					
5 Josh Harrison, R OBP: 0.284, SLG: 0.376 (1,4)					SF7				E6 12 2B	3	1	1	1	0	0	2					
26 Rod Barajas, R OBP: 0.276, SLG: 0.337 (1,2)			P4		F9				F7	4	0	0	0	0	0	3					
12 Clint Barmes, R OBP: 0.250, SLG: 0.318 (1,6)										3	0	2	1	0	1	0					
14 Gaby Sanchez, R OBP: 0.259, SLG: 0.319 (9,PH)									L9	1	0	0	0	0	0	0					
34 A.J. Burnett, R OBP: 0.115, SLG: 0.287 (1,1)										2	0	0	0	0	1	1					
48 Jared Hughes, R ERA: 2.54 (8,1)										0	0	0	0	0	0	0					
19 Jeff Clement, L ERA: 3.89 (7,PH)										1	0	0	0	0	0	1					
39 Jason Grilli, R ERA: 2.25 (8,1)										0	0	0	0	0	0	0					
44 Tony Watson, L ERA: 3.92 (9,1)										0	0	0	0	0	0	0					
55 Michael McKenry, R OBP: 0.328, SLG: 0.353 (8,PH)										1	0	0	0	0	1	0					
Inning Stats	R: 0 E: 0 K: 0 S: 6	H: 0 LOB: 0 BB: 0 P: 8	R: 0 E: 0 K: 1 S: 10	H: 0 LOB: 0 BB: 0 P: 16	R: 0 E: 0 K: 2 S: 9	H: 0 LOB: 0 BB: 0 P: 12	R: 2 E: 1 K: 0 S: 19	H: 4 LOB: 2 BB: 0 P: 30	R: 0 E: 0 K: 0 S: 9	H: 0 LOB: 0 BB: 0 P: 12	R: 1 E: 0 K: 0 S: 15	H: 2 LOB: 1 BB: 0 P: 25	R: 0 E: 0 K: 1 S: 9	H: 2 LOB: 2 BB: 0 P: 13	R: 0 E: 0 K: 1 S: 6	H: 0 LOB: 0 BB: 0 P: 10	1B: 8 2B: 1 3B: 0 HR: 0	SF: 1 SAC: 0 DP: 0 HBP: 0	WP: 0 PB: 0 SB: 0 CS: 0	PA: 36	
PITCHER	IP	WLS	BF	H	R	ER	SO	BB	IBB	HBP	BLK	WP	HR	S	P	ERA	WHIP				
26 Kyle Lohse, R ERA: 2.64 (1,1)	5.0	W	20	5	2	2	3	0	0	0	0	0	0	19	27	0.00	1.500				
31 Lance Lynn, R ERA: 3.89 (8,1)	1.1	H	6	2	1	0	0	0	0	0	0	0	0	5	10	0.00	0.000				
59 Fernando Salas, R ERA: 3.88 (7,1)	0.2	H	2	0	0	0	0	0	0	0	0	0	0	7	10	0.00	1.000				
41 Mitchell Boggs, R ERA: 1.96 (8,1)	0.2	H	3	1	0	0	1	0	0	0	0	0	0	7	10	0.00	1.000				
34 Marc Rzepczynski, L ERA: 4.61 (8,1)	0.0		1	1	0	0	0	0	0	0	0	0	0	1	1	-	-				

St. Louis Cardinals @ Pittsburgh Pirates
PNC Park, Pittsburgh, PA
Mon Aug 27 2012, 7:10 PM - 10:50 PM EDT
Att: 16,700 - Cloudy - 75 F

livebaseballscorecards.com

AB 35
R 3
H 9
RBI 3
BB 0
SO 5
LOB 13

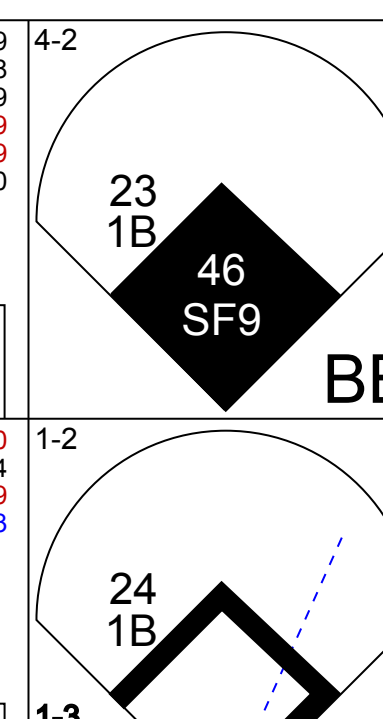
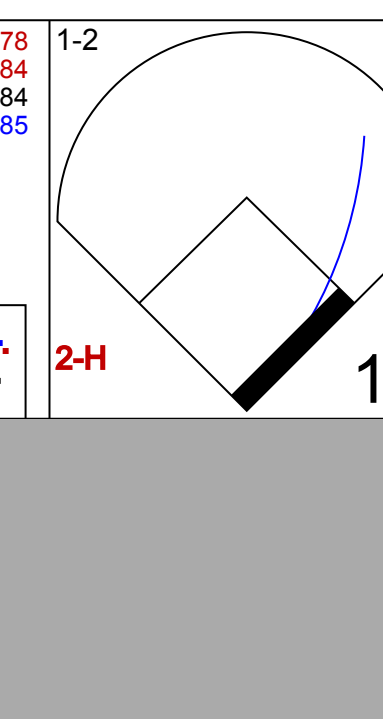
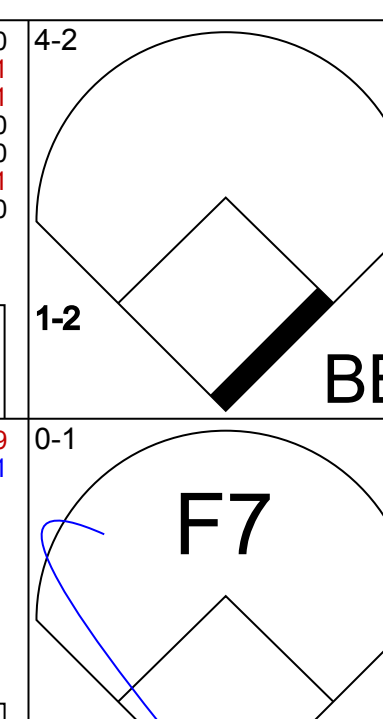


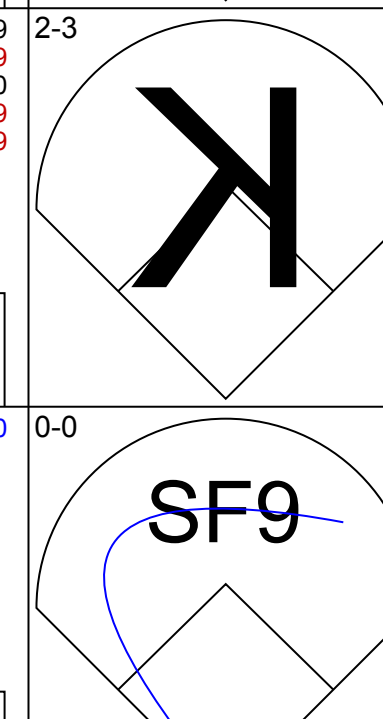

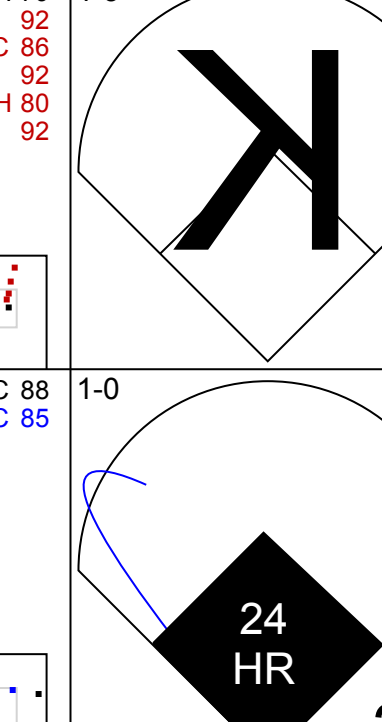
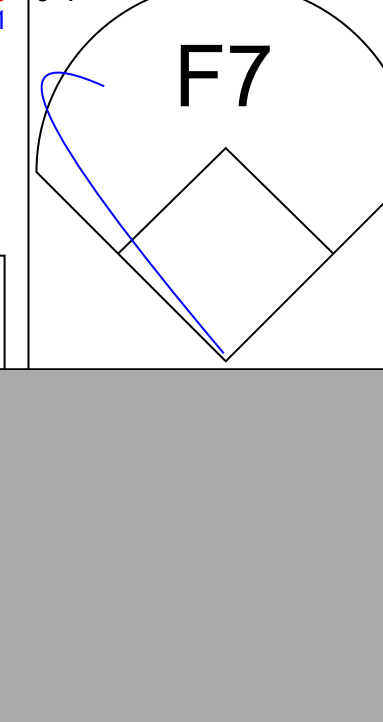
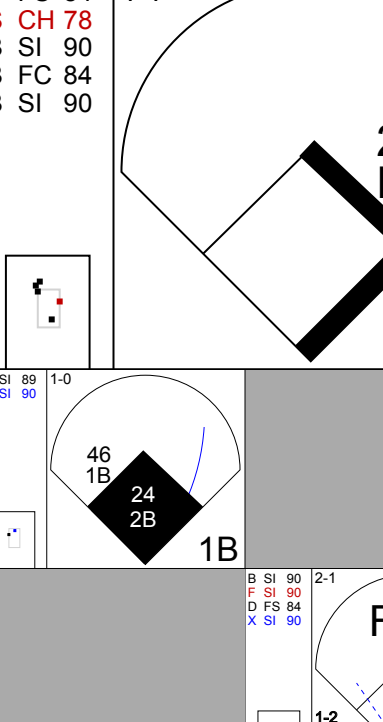

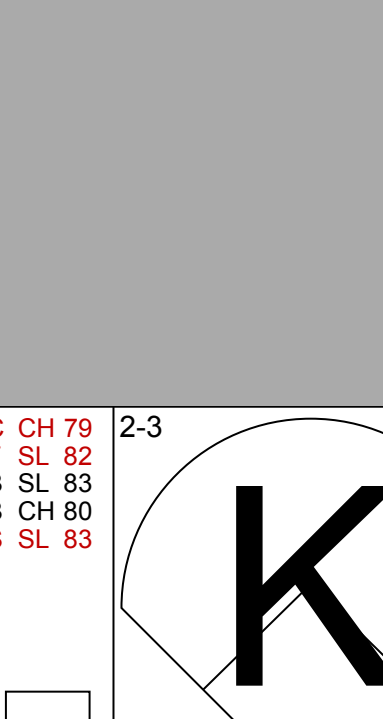

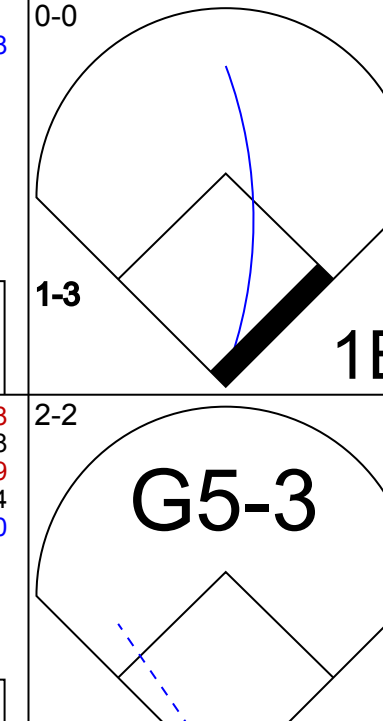

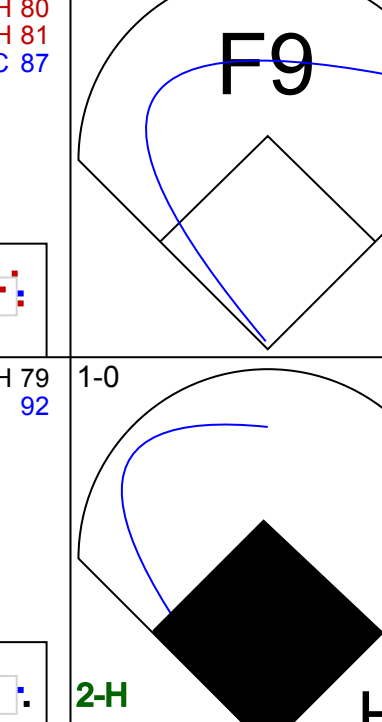

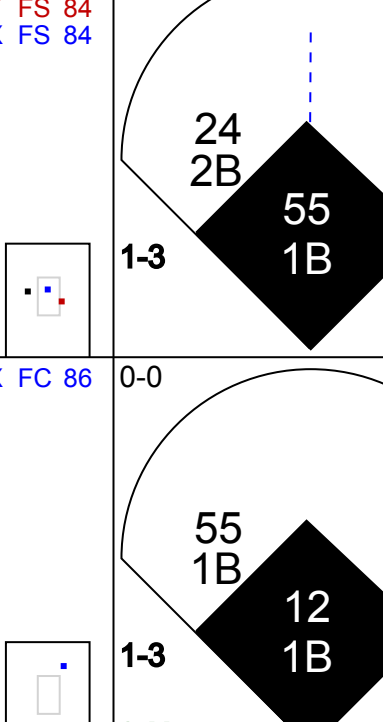
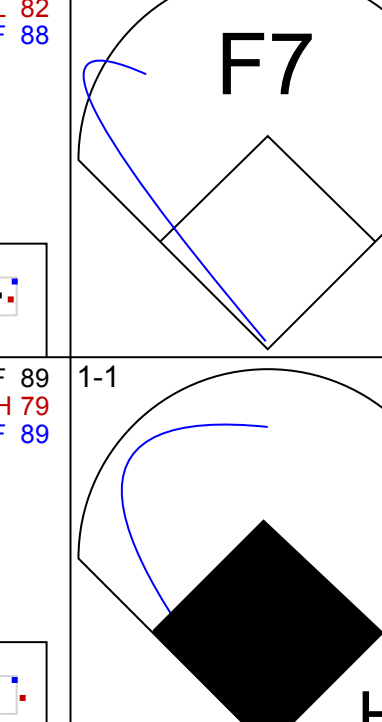
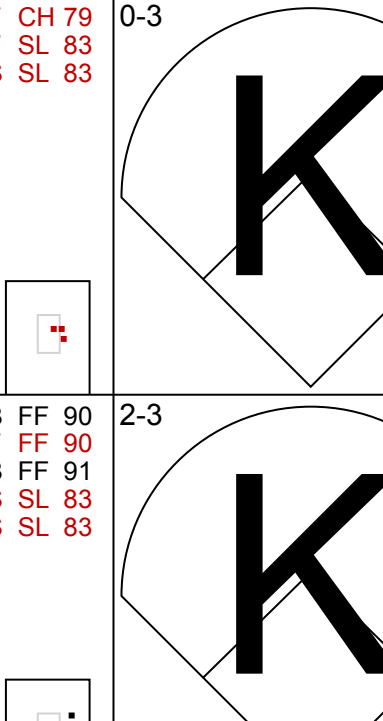


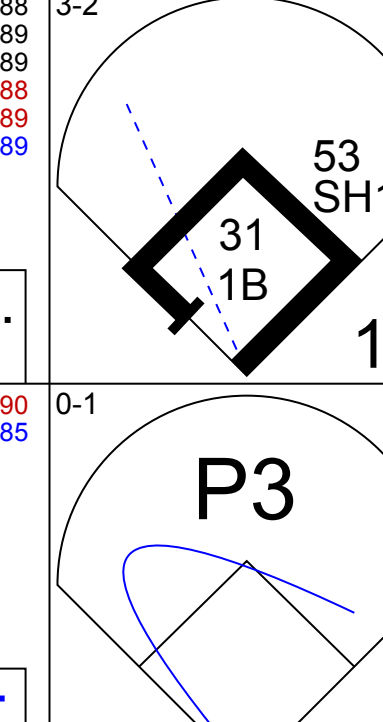
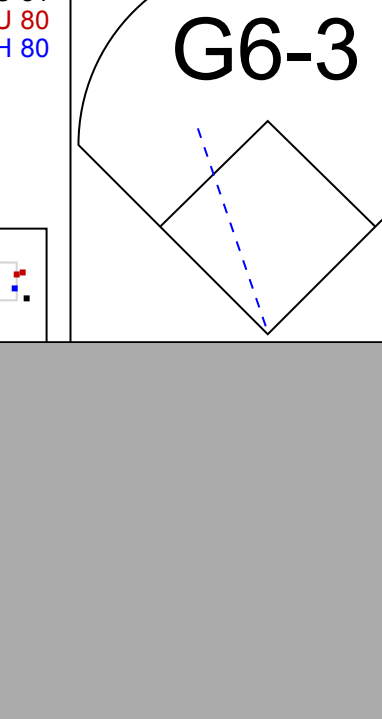
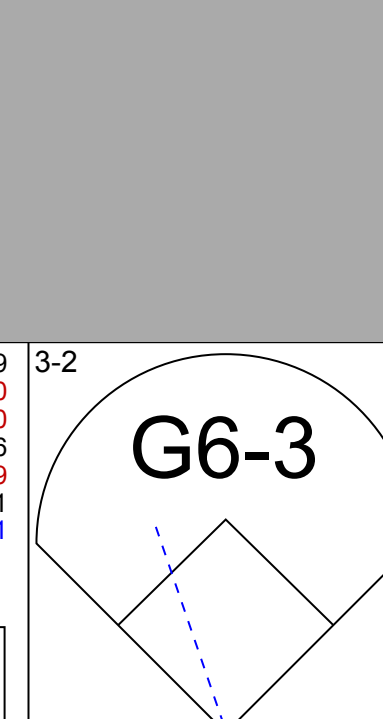
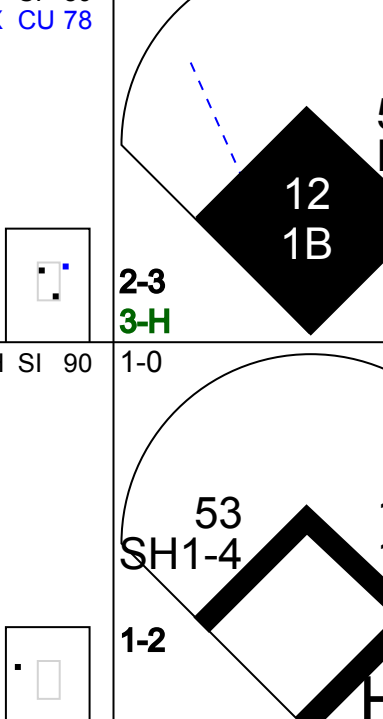
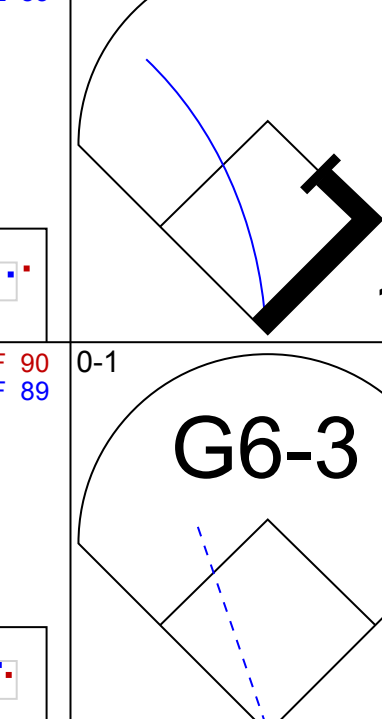


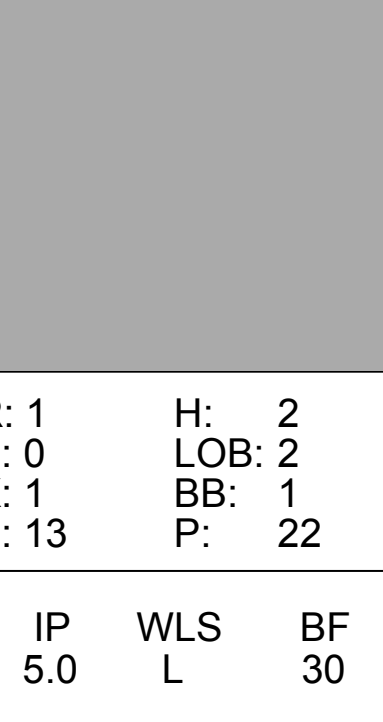
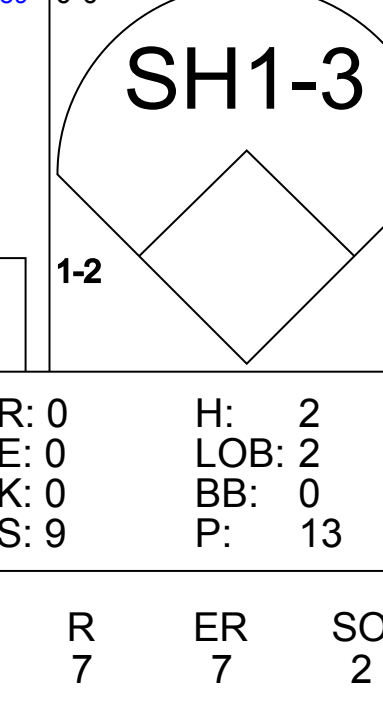

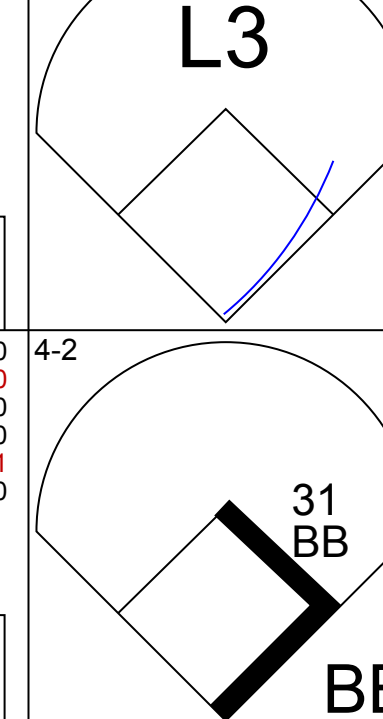
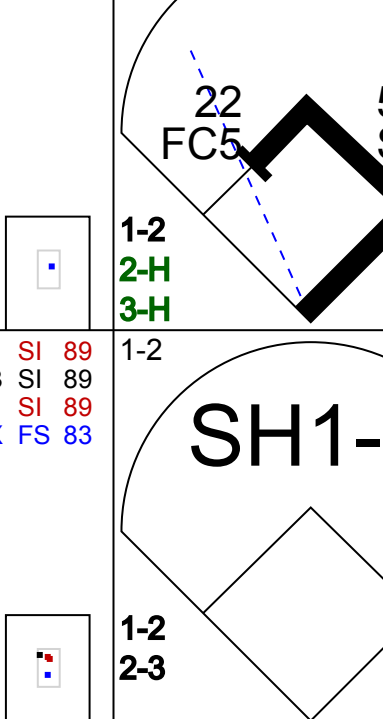

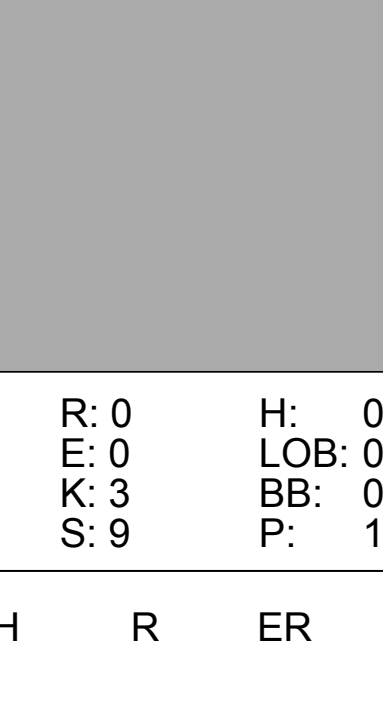



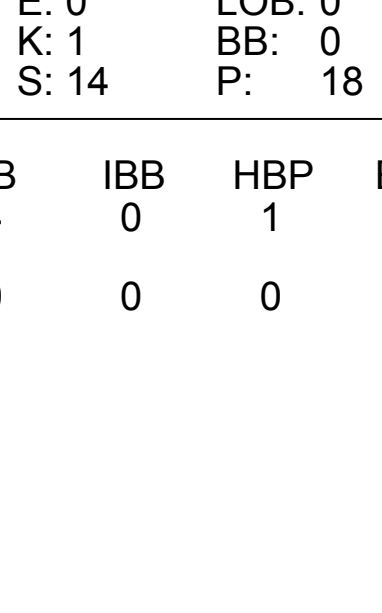

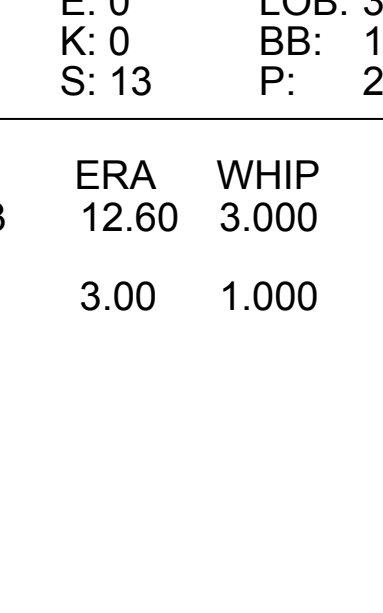
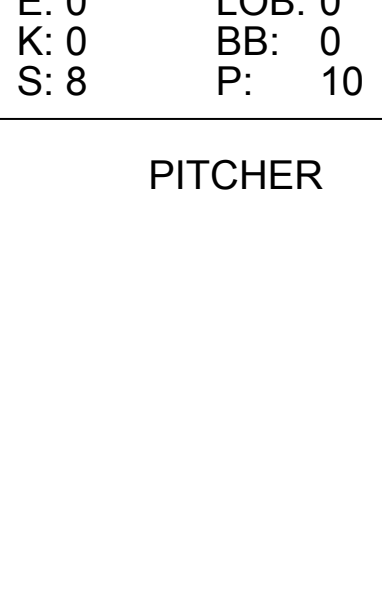




Batter	1	2	3	4	5	6	7	8	9	AB	R	H	RBI	BB	SO	LOB	TOP				
19 Jon Jay, L (1, 8) OBP: 0.384, SLG: 0.416										4	0	1	0	0	1	3					
55 Skip Schumaker, L (1, 4) OBP: 0.375, SLG: 0.411										4	0	0	0	0	2	1					
7 Matt Holliday, R (1, 7) OBP: 0.383, SLG: 0.530										3	0	0	0	0	0	0					
43 Shane Robinson, R (7, 7) OBP: 0.314, SLG: 0.381										1	0	0	0	0	1	0					
21 Allen Craig, R (1, 3) OBP: 0.375, SLG: 0.579										4	0	0	0	0	2	0					
3 Carlos Beltrán, S (1, 9) OBP: 0.341, SLG: 0.509										2	0	0	0	1	0	0					
33 Daniel Descalso, L (7, 6) OBP: 0.296, SLG: 0.316										0	0	0	0	0	0	0					
4 Yadier Molina, R (1, 2) OBP: 0.375, SLG: 0.511										1	0	1	0	0	0	0					
48 Tony Cruz, R (3, 2) OBP: 0.255, SLG: 0.363										2	0	1	0	0	0	1					
23 David Freese, R (1, 5) OBP: 0.369, SLG: 0.475										3	0	1	0	0	1	1					
15 Rafael Furcal, S (1, 6) OBP: 0.329, SLG: 0.350										2	0	0	0	0	0	0					
13 Matt Carpenter, L (7, 9) OBP: 0.376, SLG: 0.495										1	0	0	0	0	1	2					
35 Jake Westbrook, R (1, 1) OBP: 0.200, SLG: 0.152										1	0	0	0	0	1	0					
8 Ryan Jackson, R (6, PH) OBP: 0.222, SLG: 0.125										1	0	0	0	0	0	0					
65 Brandon Dickson, R (6, 1) OBP: 0.500, SLG: 0.500										1	0	1	0	0	0	0					
Inning Stats	R: 0 E: 0 K: 2 S: 8	H: 0 LOB: 0 BB: 0 P: 13	R: 0 E: 0 K: 1 S: 13	H: 1 LOB: 1 BB: 0 P: 21	R: 0 E: 0 K: 1 S: 9	H: 0 LOB: 0 BB: 0 P: 14	R: 0 E: 0 K: 1 S: 8	H: 0 LOB: 0 BB: 0 P: 11	R: 0 E: 0 K: 0 S: 11	H: 1 LOB: 1 BB: 0 P: 15	R: 0 E: 0 K: 1 S: 10	H: 0 LOB: 0 BB: 0 P: 8	R: 0 E: 0 K: 1 S: 11	H: 3 LOB: 2 BB: 0 P: 17	R: 0 E: 0 K: 2 S: 8	H: 0 LOB: 0 BB: 0 P: 13	1B: 4 2B: 1 3B: 0 HR: 0	SF: 0 SAC: 0 DP: 2 HBP: 0	WP: 0 PB: 0 SB: 0 CS: 0	PA: 31	
PITCHER	IP WLS BF H R ER SO BB IBB HBP BLK WP HR S P ERA WHIP	IP WLS BF H R ER SO BB IBB HBP BLK WP HR S P ERA WHIP	IP WLS BF H R ER SO BB IBB HBP BLK WP HR S P ERA WHIP	IP WLS BF H R ER SO BB IBB HBP BLK WP HR S P ERA WHIP	IP WLS BF H R ER SO BB IBB HBP BLK WP HR S P ERA WHIP	IP WLS BF H R ER SO BB IBB HBP BLK WP HR S P ERA WHIP	IP WLS BF H R ER SO BB IBB HBP BLK WP HR S P ERA WHIP	IP WLS BF H R ER SO BB IBB HBP BLK WP HR S P ERA WHIP	IP WLS BF H R ER SO BB IBB HBP BLK WP HR S P ERA WHIP	IP WLS BF H R ER SO BB IBB HBP BLK WP HR S P ERA WHIP	IP WLS BF H R ER SO BB IBB HBP BLK WP HR S P ERA WHIP	IP WLS BF H R ER SO BB IBB HBP BLK WP HR S P ERA WHIP	IP WLS BF H R ER SO BB IBB HBP BLK WP HR S P ERA WHIP	IP WLS BF H R ER SO BB IBB HBP BLK WP HR S P ERA WHIP	IP WLS BF H R ER SO BB IBB HBP BLK WP HR S P ERA WHIP	IP WLS BF H R ER SO BB IBB HBP BLK WP HR S P ERA WHIP	IP WLS BF H R ER SO BB IBB HBP BLK WP HR S P ERA WHIP	IP WLS BF H R ER SO BB IBB HBP BLK WP HR S P ERA WHIP	IP WLS BF H R ER SO BB IBB HBP BLK WP HR S P ERA WHIP	IP WLS BF H R ER SO BB IBB HBP BLK WP HR S P ERA WHIP	IP WLS BF H R ER SO BB IBB HBP BLK WP HR S P ERA WHIP

St. Louis Cardinals @ Pittsburgh Pirates
PNC Park, Pittsburgh, PA
Tue Aug 28 2012, 7:06 PM - 9:35 PM EDT
Att: 17,492 - Partly Cloudy - 79 F

AB 30
R 0
H 5
RBI 0
BB 1
SO 9
LOB 8



Batter	1	2	3	4	5	6	7	8	9	AB	R	H	RBI	BB	SO	LOB	BOTTOM				
31 Jose Tabata, R (1, 7) OBP: 0.305, SLG: 0.345										3	1	1	0	2	1	3					
23 Travis Snider, L (1, 9) OBP: 0.356, SLG: 0.457										4	0	2	1	1	1	2					
22 Andrew McCutchen, R (1, 8) OBP: 0.410, SLG: 0.565										5	2	2	0	0	1	6					
46 Garrett Jones, L (1, 3) OBP: 0.315, SLG: 0.534										4	1	1	1	0	1	1					
24 Pedro Alvarez, L (1, 5) OBP: 0.327, SLG: 0.484										5	3	4	4	0	1	0					
55 Michael McKenry, R (1, 2) OBP: 0.330, SLG: 0.500										5	1	2	1	0	1	2					
5 Josh Harrison, R (1, 4) OBP: 0.289, SLG: 0.375										3	0	1	0	0	0	0					
12 Clint Barmes, R (1, 6) OBP: 0.250, SLG: 0.317										4	0	1	2	0	0	1					
53 James McDonald, L (1, 1) OBP: 0.283, SLG: 0.156										0	0	0	0	1	0	0					
19 Jeff Clement, L (7, PH) OBP: 0.283, SLG: 0.156										1	1	0	0	0	0	0					
30 Chris Resop, R (8, 1) OBP: 0.283, SLG: 0.156										0	0	0	0	0	0	0					
41 Hisanori Takahashi, L (9, 1) OBP: 0.283, SLG: 0.156										0	0	0	0	0	0	0					
Inning Stats	R: 1 E: 0 K: 1 S: 13	H: 2 LOB: 2 BB: 1 P: 22	R: 0 E: 0 K: 0 S: 9	H: 2 LOB: 0 BB: 0 P: 13	R: 2 E: 0 K: 1 S: 14	H: 2 LOB: 0 BB: 0 P: 18	R: 0 E: 0 K: 0 S: 12	H: 0 LOB: 2 BB: 2 P: 24	R: 4 E: 0 K: 0 S: 13	H: 5 LOB: 3 BB: 1 P: 26	R: 1 E: 0 K: 0 S: 8	H: 2 LOB: 0 BB: 0 P: 10	R: 1 E: 1 K: 1 S: 11	H: 1 LOB: 1 BB: 0 P: 15	R: 0 E: 0 K: 3 S: 9	H: 0 LOB: 0 BB: 0 P: 13	1B: 9 2B: 2 3B: 1 HR: 2	SF: 1 SAC: 2 DP: 0 HBP: 1	WP: 0 PB: 0 SB: 0 CS: 0	PA: 42	
PITCHER	IP WLS BF H R ER SO BB IBB HBP BLK WP HR S P ERA WHIP	IP WLS BF H R ER SO BB IBB HBP BLK WP HR S P ERA WHIP	IP WLS BF H R ER SO BB IBB HBP BLK WP HR S P ERA WHIP	IP WLS BF H R ER SO BB IBB HBP BLK WP HR S P ERA WHIP	IP WLS BF H R ER SO BB IBB HBP BLK WP HR S P ERA WHIP	IP WLS BF H R ER SO BB IBB HBP BLK WP HR S P ERA WHIP	IP WLS BF H R ER SO BB IBB HBP BLK WP HR S P ERA WHIP	IP WLS BF H R ER SO BB IBB HBP BLK WP HR S P ERA WHIP	IP WLS BF H R ER SO BB IBB HBP BLK WP HR S P ERA WHIP	IP WLS BF H R ER SO BB IBB HBP BLK WP HR S P ERA WHIP	IP WLS BF H R ER SO BB IBB HBP BLK WP HR S P ERA WHIP	IP WLS BF H R ER SO BB IBB HBP BLK WP HR S P ERA WHIP	IP WLS BF H R ER SO BB IBB HBP BLK WP HR S P ERA WHIP	IP WLS BF H R ER SO BB IBB HBP BLK WP HR S P ERA WHIP	IP WLS BF H R ER SO BB IBB HBP BLK WP HR S P ERA WHIP	IP WLS BF H R ER SO BB IBB HBP BLK WP HR S P ERA WHIP	IP WLS BF H R ER SO BB IBB HBP BLK WP HR S P ERA WHIP	IP WLS BF H R ER SO BB IBB HBP BLK WP HR S P ERA WHIP	IP WLS BF H R ER SO BB IBB HBP BLK WP HR S P ERA WHIP	IP WLS BF H R ER SO BB IBB HBP BLK WP HR S P ERA WHIP	IP WLS BF H R ER SO BB IBB HBP BLK WP HR S P ERA WHIP

St. Louis Cardinals @ Pittsburgh Pirates
PNC Park, Pittsburgh, PA
Tue Aug 28 2012, 7:06 PM - 9:35 PM EDT
Att: 17,492 - Partly Cloudy - 79 F

AB 34
R 9
H 14
RBI 9
BB 4
SO 6
LOB 15



Batter	1	2	3	4	5	6	7	8	9	AB	R	H	RBI	BB	SO	LOB	TOP										
19 Jon Jay, L OBP: 0.388, SLG: 0.414 (1,8)										1	0	0	0	3	1	1											
3 Carlos Beltrán, S OBP: 0.340, SLG: 0.507 (1,9)										4	0	1	0	0	1	2											
7 Matt Holliday, R OBP: 0.380, SLG: 0.525 (1,7)										4	0	0	0	0	1	3											
21 Allen Craig, R OBP: 0.371, SLG: 0.572 (1,3)										4	0	0	0	0	0	1											
23 David Freese, R OBP: 0.370, SLG: 0.475 (1,5)										4	0	2	0	0	1	0											
55 Skjo Schumaker, L OBP: 0.370, SLG: 0.406 (1,4)										3	0	0	0	0	1	2											
64 Trevor Rosenthal, R (6,1)										0	0	0	0	0	0	0											
33 Daniel Descalso, L OBP: 0.295, SLG: 0.315 (R,PH)										1	0	0	0	0	0	0											
48 Tony Cruz, R OBP: 0.284, SLG: 0.368 (1,2)										4	0	2	0	0	0	1											
15 Rafael Furcal, S OBP: 0.326, SLG: 0.347 (1,6)										4	0	0	0	0	1	2											
58 Joe Kelly, R OBP: 0.115, SLG: 0.115 (1,1)										2	0	0	0	0	1	0											
13 Matt Carpenter, L OBP: 0.374, SLG: 0.493 (6,4)										1	0	0	0	0	1	1											
Inning Stats	R: 0 E: 0 K: 0 S: 10	H: 0 LOB: 1 BB: 1 P: 20	R: 0 E: 0 K: 0 S: 6	H: 0 LOB: 0 BB: 0 P: 9	R: 0 E: 0 K: 1 S: 15	H: 1 LOB: 2 BB: 1 P: 23	R: 0 E: 0 K: 1 S: 11	H: 1 LOB: 1 BB: 0 P: 15	R: 0 E: 0 K: 1 S: 9	H: 0 LOB: 1 BB: 1 P: 13	R: 0 E: 0 K: 2 S: 12	H: 1 LOB: 1 BB: 0 P: 17	R: 0 E: 0 K: 2 S: 9	H: 0 LOB: 0 BB: 0 P: 13	R: 0 E: 0 K: 1 S: 11	H: 1 LOB: 1 BB: 0 P: 18	1B: 5 2B: 0 3B: 0 HR: 0	SF: 0 SAC: 0 DP: 0 HBP: 0	WP: 0 PB: 0 SB: 1 CS: 0	PA: 35							
PITCHER	IP	WLS	BF	H	R	ER	SO	BB	IBB	HBP	BLK	WP	HR	S	P	ERA	WHIP										
51 Wandy Rodriguez, L ERA: 3.86 (1,1)	6.0	W	24	3	0	0	3	3	0	0	0	0	0	60	96	0.00	1.000										
44 Tony Watson, L ERA: 3.83 (7,1)	1.0		4	1	0	0	2	0	0	0	0	0	0	12	17	0.00	1.000										
39 Jason Grilli, R ERA: 2.2 (8,1)	1.0		3	0	0	0	2	0	0	0	0	0	0	9	13	0.00	0.000										
52 Joel Hanrahan, R ERA: 2.31 (9,1)	1.0		4	1	0	0	1	0	0	0	0	0	0	11	18	0.00	1.000										

St. Louis Cardinals @ Pittsburgh Pirates
PNC Park, Pittsburgh, PA
Wed Aug 29 2012, 7:14 PM - 9:53 PM EDT
Att: 19,398 - Partly Cloudy - 76 F

AB 32
R 0
H 5
RBI 0
BB 3
SO 8
LOB 13



Batter	1	2	3	4	5	6	7	8	9	AB	R	H	RBI	BB	SO	LOB	BOTTOM										
31 Jose Tabata, R OBP: 0.304, SLG: 0.341 (1,7)										3	0	0	0	1	1	1											
23 Travis Snider, L OBP: 0.380, SLG: 0.462 (1,9)										3	2	1	0	1	0	2											
22 Andrew McCutchen, R OBP: 0.409, SLG: 0.595 (1,8)										4	0	1	0	0	0	2											
46 Garrett Jones, L OBP: 0.317, SLG: 0.536 (1,3)										3	1	1	1	1	2	1											
39 Jason Grilli, R (8,1)										0	0	0	0	0	0	0											
52 Joel Hanrahan, R (9,1)										0	0	0	0	0	0	0											
24 Pedro Alvarez, L OBP: 0.328, SLG: 0.494 (1,5)										4	2	2	3	0	1	1											
5 Josh Harrison, R OBP: 0.293, SLG: 0.378 (1,4)										4	0	2	1	0	0	0											
26 Rod Barajas, R OBP: 0.275, SLG: 0.336 (1,2)										4	0	1	0	0	0	2											
12 Clint Barmes, R OBP: 0.250, SLG: 0.316 (1,6)										4	0	1	0	0	2	1											
51 Wandy Rodriguez, S OBP: 0.080, SLG: 0.021 (1,1)										2	0	0	0	0	0	1											
19 Jeff Clement, L (6,PH)										1	0	0	0	0	0	1											
44 Tony Watson, L (7,1)										0	0	0	0	0	0	0											
14 Gaby Sanchez, R OBP: 0.259, SLG: 0.319 (8,3)										0	0	0	0	0	0	0											
Inning Stats	R: 1 E: 0 K: 1 S: 14	H: 2 LOB: 1 BB: 0 P: 19	R: 0 E: 0 K: 0 S: 13	H: 1 LOB: 0 BB: 0 P: 14	R: 3 E: 0 K: 0 S: 11	H: 2 LOB: 1 BB: 2 P: 28	R: 0 E: 0 K: 1 S: 8	H: 0 LOB: 1 BB: 1 P: 12	R: 1 E: 0 K: 1 S: 9	H: 3 LOB: 1 BB: 0 P: 17	R: 0 E: 0 K: 2 S: 10	H: 0 LOB: 0 BB: 0 P: 17	R: 0 E: 0 K: 1 S: 9	H: 0 LOB: 0 BB: 0 P: 14	R: 0 E: 0 K: 1 S: 9	H: 0 LOB: 0 BB: 0 P: 14	1B: 5 2B: 3 3B: 0 HR: 1	SF: 0 SAC: 0 DP: 0 HBP: 0	WP: 0 PB: 0 SB: 1 CS: 1	PA: 35							
PITCHER	IP	WLS	BF	H	R	ER	SO	BB	IBB	HBP	BLK	WP	HR	S	P	ERA	WHIP										
58 Joe Kelly, R ERA: 3.61 (1,1)	5.0	L	25	8	5	5	3	3	0	0	0	0	0	55	90	9.00	2.200										
64 Trevor Rosenthal, R ERA: 2.38 (6,1)	3.0		10	1	0	0	3	0	0	0	0	0	0	30	46	0.00	0.333										

St. Louis Cardinals @ Pittsburgh Pirates
PNC Park, Pittsburgh, PA
Wed Aug 29 2012, 7:14 PM - 9:53 PM EDT
Att: 19,398 - Partly Cloudy - 76 F

AB 32
R 5
H 9
RBI 5
BB 3
SO 6
LOB 12



Batter	1	2	3	4	5	6	7	8	9	AB	R	H	RBI	BB	SO	LOB	TOP					
7 Alex Presley, L OBP: 0.280, SLG: 0.390										4	0	1	0	0	3	3	Pittsburgh Pirates @ Milwaukee Brewers Miller Park, Milwaukee, WI Sat Sep 01 2012, 6:12 PM - 9:13 PM CDT Att: 32,060 - Cloudy - 71 F					
23 Travis Snider, L OBP: 0.347, SLG: 0.437										3	0	0	0	1	2	1						
22 Andrew McCutchen, R OBP: 0.410, SLG: 0.567										4	0	2	1	0	1	2						
46 Garrett Jones, L OBP: 0.316, SLG: 0.537										4	0	1	0	0	2	2						
24 Pedro Alvarez, L OBP: 0.331, SLG: 0.500										4	1	1	1	0	1	4						
5 Josh Harrison, R OBP: 0.291, SLG: 0.378										4	0	0	0	0	2	0						
26 Rod Barajas, R OBP: 0.275, SLG: 0.335										4	0	1	0	0	0	0						
69 Jordy Mercer, R OBP: 0.241, SLG: 0.389										0	0	0	0	0	0	0						
12 Clint Barnes, R OBP: 0.246, SLG: 0.311										3	0	0	0	0	0	0						
55 Michael McKenry, R OBP: 0.332, SLG: 0.500										0	0	0	0	1	0	0						
34 A.J. Burnett, R OBP: 0.111, SLG: 0.299										2	0	0	0	0	0	2						
48 Jared Hughes, R ERA: 3.45										0	0	0	0	0	0	0						
2 Brock Holt, L ERA: 3.45										0	0	0	0	0	0	0						
39 Jason Grilli, R ERA: 3.45										0	0	0	0	0	0	0						
14 Gaby Sanchez, R ERA: 3.45										0	0	0	0	0	0	0						
52 Joel Hanrahan, R ERA: 5.07										0	0	0	0	0	0	0						
Inning Stats	R: 0 E: 0 K: 2 S: 9	H: 0 LOB: 0 BB: 0 P: 12	R: 1 E: 0 K: 2 S: 14	H: 1 LOB: 0 BB: 0 P: 19	R: 0 E: 0 K: 2 S: 8	H: 0 LOB: 0 BB: 0 P: 9	R: 0 E: 0 K: 0 S: 8	H: 1 LOB: 1 BB: 0 P: 10	R: 0 E: 0 K: 1 S: 10	H: 0 LOB: 0 BB: 0 P: 13	R: 0 E: 0 K: 3 S: 18	H: 2 LOB: 3 BB: 1 P: 31	R: 0 E: 0 K: 0 S: 9	H: 0 LOB: 0 BB: 0 P: 10	R: 1 E: 0 K: 2 S: 10	H: 1 LOB: 1 BB: 1 P: 18	R: 0 E: 0 K: 1 S: 14	H: 1 LOB: 3 BB: 2 P: 26	1B: 3 2B: 2 HR: 1	SF: 0 SAC: 1 DP: 0 HBP: 0	WP: 0 PB: 0 SB: 1 CS: 1	PA: 37
PITCHER	IP	WLS	BF	H	R	ER	SO	BB	IBB	HBP	BLK	WP	HR	S	P	ERA	WHIP					
41 Marco Estrada, R ERA: 3.85	7.0		26	4	1	1	10	1	0	0	0	0	1	76	104	1.29	0.714					
51 Jim Henderson, R ERA: 3.45	1.0	B	5	1	1	1	2	1	0	0	0	0	0	10	18	9.00	2.000					
59 John Axford, R ERA: 5.07	1.0	W	6	1	0	0	1	2	0	0	0	0	0	14	26	0.00	3.000					

Batter	1	2	3	4	5	6	7	8	9	AB	R	H	RBI	BB	SO	LOB	BOTTOM					
2 Nyjer Morgan, L OBP: 0.302, SLG: 0.307										4	0	0	0	0	2	2	Pittsburgh Pirates @ Milwaukee Brewers Miller Park, Milwaukee, WI Sat Sep 01 2012, 6:12 PM - 9:13 PM CDT Att: 32,060 - Cloudy - 71 F					
59 John Axford, R ERA: 5.07										4	0	1	0	0	1	1						
23 Rickie Weeks Jr., R OBP: 0.330, SLG: 0.374										2	0	0	0	2	2	1						
8 Ryan Braun, R OBP: 0.388, SLG: 0.603										4	0	0	0	0	1	3						
16 Aramis Ramirez, R OBP: 0.355, SLG: 0.528										3	2	1	1	1	1	1						
1 Corey Hart, R OBP: 0.335, SLG: 0.512										3	0	0	0	0	1	1						
20 Jonathan Lucroy, R OBP: 0.380, SLG: 0.542										3	0	0	0	0	1	1						
27 Carlos Gómez, R OBP: 0.304, SLG: 0.467										2	1	1	1	1	0	0						
9 Jean Segura, R OBP: 0.231, SLG: 0.219										3	0	0	0	0	1	2						
41 Marco Estrada, R OBP: 0.129, SLG: 0.167										1	0	0	0	1	1	0						
51 Jim Henderson, L ERA: 2.77										0	0	0	0	0	0	0						
7 Norichika Aoki, L OBP: 0.351, SLG: 0.406										1	0	1	0	0	0	0						
Inning Stats	R: 0 E: 0 K: 2 S: 8	H: 0 LOB: 0 BB: 0 P: 12	R: 0 E: 0 K: 3 S: 11	H: 0 LOB: 0 BB: 0 P: 19	R: 1 E: 0 K: 1 S: 9	H: 0 LOB: 2 BB: 2 P: 18	R: 0 E: 0 K: 0 S: 9	H: 0 LOB: 1 BB: 1 P: 17	R: 0 E: 0 K: 0 S: 7	H: 0 LOB: 0 BB: 0 P: 10	R: 0 E: 0 K: 3 S: 10	H: 1 LOB: 1 BB: 0 P: 14	R: 1 E: 0 K: 0 S: 8	H: 1 LOB: 1 BB: 1 P: 13	R: 0 E: 1 K: 1 S: 13	H: 1 LOB: 2 BB: 1 P: 20	R: 1 E: 0 K: 0 S: 2	H: 1 LOB: 0 BB: 0 P: 2	1B: 2 2B: 1 HR: 1	SF: 0 SAC: 0 DP: 0 HBP: 0	WP: 1 PB: 0 SB: 4 CS: 0	PA: 33
PITCHER	IP	WLS	BF	H	R	ER	SO	BB	IBB	HBP	BLK	WP	HR	S	P	ERA	WHIP					
34 A.J. Burnett, R ERA: 3.83	6.2		25	2	2	2	9	4	0	0	0	0	0	61	102	2.70	0.900					
48 Jared Hughes, R ERA: 2.77	0.1		1	0	0	0	0	0	0	0	0	0	0	1	1	0.00	0.000					
39 Jason Grilli, R ERA: 2.16	1.0		5	1	0	0	1	0	1	0	0	0	0	13	20	0.00	1.000					
52 Joel Hanrahan, R ERA: 2.49	0.0	L	1	1	1	1	0	0	0	0	0	0	0	2	2	∞	∞					

AB	32
R	2
H	6
RBI	2
BB	4
SO	13
LOB	12

AB	27
R	3
H	4
RBI	2
BB	5
SO	10
LOB	11



Batter	1	2	3	4	5	6	7	8	9	AB	R	H	RBI	BB	SO	LOB	TOP					
2 Brock Holt, L (1.4) OBP: 0.500, SLG: 0.400										5	0	2	1	0	2	0	Pittsburgh Pirates @ Milwaukee Brewers Miller Park, Milwaukee, WI Sun Sep 02 2012, 1:12 PM - 4:48 PM CDT Att: 32,728 - Partly Cloudy - 76 F					
31 Jose Tabata, R (1.7) OBP: 0.303, SLG: 0.339										4	1	2	0	0	0	2						
61 Justin Wilson, L (5.1)										0	0	0	0	0	0	0						
30 Chris Resop, R (6.1)										0	0	0	0	0	0	0						
7 Alex Presley, L (8. PH) OBP: 0.279, SLG: 0.388										1	0	0	0	0	1	0						
44 Tony Watson, L (8.1)										0	0	0	0	0	0	0						
22 Andrew McCutchen, R (1.8) OBP: 0.409, SLG: 0.564										5	1	1	0	0	0	3						
46 Garrett Jones, L (1.9) OBP: 0.274, SLG: 0.549										3	3	3	1	2	0	0						
14 Gaby Sanchez, R (1.3) OBP: 0.270, SLG: 0.340										4	1	2	3	1	0	2						
24 Pedro Alvarez, L (1.5) OBP: 0.279, SLG: 0.495										4	0	0	0	1	1	4						
55 Michael McKenry, R (1.2) OBP: 0.338, SLG: 0.516										4	2	2	3	1	1	2						
5 Josh Harrison, R (1.6) OBP: 0.284, SLG: 0.368										5	0	0	0	0	2	5						
53 James McDonald, L (1.1) OBP: 0.278, SLG: 0.152										1	0	0	0	0	1	0						
63 Chris Leroux, L (3.1)										1	0	0	0	0	0	0						
23 Travis Snider, L (5. PH) OBP: 0.349, SLG: 0.438										2	0	1	0	0	0	0						
Inning Stats	R: 1 E: 0 K: 1 S: 15	H: 2 LOB: 1 P: 27	R: 1 E: 0 K: 1 S: 11	H: 1 LOB: 0 P: 17	R: 2 E: 0 K: 1 S: 16	H: 2 LOB: 2 P: 33	R: 0 E: 0 K: 0 S: 8	H: 2 LOB: 1 P: 12	R: 3 E: 0 K: 1 S: 20	H: 4 LOB: 2 P: 33	R: 1 E: 0 K: 0 S: 13	H: 1 LOB: 0 P: 19	R: 0 E: 0 K: 0 S: 7	H: 0 LOB: 0 P: 9	R: 0 E: 0 K: 2 S: 9	H: 0 LOB: 2 P: 13	R: 0 E: 0 K: 2 S: 14	H: 1 LOB: 2 P: 25	1B: 10 2B: 0 3B: 0 HR: 3	SF: 0 SAC: 0 DP: 1 HBP: 0	WP: 0 PB: 0 SB: 0 CS: 0	PA: 44
PITCHER	IP WLS BF H R ER SO	IP WLS BF H R ER SO	IP WLS BF H R ER SO	IP WLS BF H R ER SO	IP WLS BF H R ER SO	IP WLS BF H R ER SO	IP WLS BF H R ER SO	IP WLS BF H R ER SO	IP WLS BF H R ER SO	IP WLS BF H R ER SO	IP WLS BF H R ER SO	IP WLS BF H R ER SO	IP WLS BF H R ER SO	IP WLS BF H R ER SO	IP WLS BF H R ER SO	IP WLS BF H R ER SO	IP WLS BF H R ER SO	IP WLS BF H R ER SO	IP WLS BF H R ER SO	ERA WHIP	ERA WHIP	
49 Yovani Gallardo, R (1.1) ERA: 3.75	4.2	28	11	7	7	4	4	0	0	0	0	0	0	0	0	0	0	0	0	0	13.50	3.214
50 Kameron Loe, R (5.1) ERA: 3.64	1.1	5	1	1	1	0	0	0	0	0	0	0	0	0	0	0	0	0	0	0	6.75	0.750
57 Francisco Rodriguez, R (7.1) ERA: 5.12	1.0	3	0	0	0	0	0	0	0	0	0	0	0	0	0	0	0	0	0	0.00	0.000	
40 Jose Veras, R (8.1) ERA: 4.31	1.0	3	0	0	0	2	0	0	0	0	0	0	0	0	0	0	0	0	0	0.00	0.000	
26 Manny Parra, L (9.1) ERA: 4.62	0.0	2	1	0	0	0	1	0	0	0	0	0	0	0	0	0	0	0	0	=	=	

Batter	1	2	3	4	5	6	7	8	9	AB	R	H	RBI	BB	SO	LOB	BOTTOM				
7 Norichika Aoki, L (1.9) OBP: 0.353, SLG: 0.405										3	3	1	0	2	0	1	Pittsburgh Pirates @ Milwaukee Brewers Miller Park, Milwaukee, WI Sun Sep 02 2012, 1:12 PM - 4:48 PM CDT Att: 32,728 - Partly Cloudy - 76 F				
23 Rickie Weeks Jr., R (1.4) OBP: 0.334, SLG: 0.383										4	4	3	2	1	0	1					
8 Ryan Braun, R (1.7) OBP: 0.388, SLG: 0.607										5	1	2	3	0	2	3					
16 Aramis Ramirez, R (1.5) OBP: 0.358, SLG: 0.528										4	0	2	3	0	1	0					
1 Corey Hart, R (1.3) OBP: 0.335, SLG: 0.512										4	1	1	0	0	1	3					
12 Martin Maldonado, R (1.2) OBP: 0.323, SLG: 0.418										4	0	0	0	0	2	5					
27 Carlos Gómez, R (1.8) OBP: 0.303, SLG: 0.473										4	1	1	2	0	1	2					
14 Jeff Bianchi, R (1.6) OBP: 0.250, SLG: 0.452										4	1	2	1	0	0	0					
49 Yovani Gallardo, R (1.1) ERA: 3.9	2.2	16	6	8	7	6	1	0	0	0	0	0	0	0	0	0					
63 Chris Leroux, R (3.1) ERA: 20.25	1.1	8	3	3	3	1	1	0	1	0	0	0	0	0	0	0					
61 Justin Wilson, L (5.1) ERA: 4.5	1.0	7	4	1	1	0	0	0	0	0	0	0	0	0	0	0					
30 Chris Resop, R (6.1) ERA: 3.51	2.0	6	0	0	0	1	0	0	0	0	0	0	0	0	0	0					
44 Tony Watson, L (8.1) ERA: 3.74	1.0	4	0	0	0	0	1	0	1	0	0	0	0	0	0	0					
Inning Stats	R: 3 E: 1 K: 3 S: 13	H: 1 LOB: 0 P: 20	R: 3 E: 0 K: 3 S: 16	H: 3 LOB: 0 P: 27	R: 2 E: 0 K: 0 S: 13	H: 2 LOB: 0 P: 19	R: 3 E: 0 K: 1 S: 16	H: 3 LOB: 1 P: 26	R: 0 E: 0 K: 0 S: 10	H: 1 LOB: 0 P: 15	R: 1 E: 0 K: 1 S: 14	H: 3 LOB: 2 P: 21	R: 0 E: 0 K: 0 S: 7	H: 0 LOB: 0 P: 10	R: 0 E: 0 K: 0 S: 7	H: 0 LOB: 1 P: 16	1B: 7 2B: 1 3B: 0 HR: 5	SF: 0 SAC: 1 DP: 1 HBP: 2	WP: 0 PB: 0 SB: 3 CS: 1	PA: 41	
PITCHER	IP WLS BF H R ER SO	IP WLS BF H R ER SO	IP WLS BF H R ER SO	IP WLS BF H R ER SO	IP WLS BF H R ER SO	IP WLS BF H R ER SO	IP WLS BF H R ER SO	IP WLS BF H R ER SO	IP WLS BF H R ER SO	IP WLS BF H R ER SO	IP WLS BF H R ER SO	IP WLS BF H R ER SO	IP WLS BF H R ER SO	IP WLS BF H R ER SO	IP WLS BF H R ER SO	IP WLS BF H R ER SO	IP WLS BF H R ER SO	IP WLS BF H R ER SO	IP WLS BF H R ER SO	ERA WHIP	ERA WHIP
53 James McDonald, R (1.1) ERA: 3.9	2.2	16	6	8	7	6	1	0	0	0	0	0	0	0	0	0	0	0	0	23.62	2.625
63 Chris Leroux, R (3.1) ERA: 20.25	1.1	8	3	3	3	1	1	0	1	0	0	0	0	0	0	0	0	0	0	20.25	3.000
61 Justin Wilson, L (5.1) ERA: 4.5	1.0	7	4	1	1	0	0	0	0	0	0	0	0	0	0	0	0	0	0	9.00	4.000
30 Chris Resop, R (6.1) ERA: 3.51	2.0	6	0	0	0	1	0	0	0	0	0	0	0	0	0	0	0	0	0	0.00	0.000
44 Tony Watson, L (8.1) ERA: 3.74	1.0	4	0	0	0	0	1	0	1	0	0	0	0	0	0	0	0	0	0	0.00	1.000

Batter	1	2	3	4	5	6	7	8	9	AB	R	H	RBI	BB	SO	LOB	TOP					
27 Jose Altuve, R OBP: 0.344, SLG: 0.399										5	1	2	0	0	1	2						
23 Tyler Greene, R OBP: 0.277, SLG: 0.406										4	3	2	0	1	2	0						
29 Brett Wallace, L OBP: 0.352, SLG: 0.490										4	1	3	3	0	0	0						
44 Justin Maxwell, R OBP: 0.303, SLG: 0.451										4	0	0	1	0	0	4						
16 Matt Downs, R OBP: 0.250, SLG: 0.377										3	0	0	1	0	2	3						
19 Brian Bogusevic, L OBP: 0.299, SLG: 0.303										1	0	0	0	0	1	0						
30 Matt Dominguez, R OBP: 0.321, SLG: 0.519										4	0	2	0	0	1	2						
18 Chris Snyder, R OBP: 0.310, SLG: 0.338										4	0	1	0	0	1	1						
2 Brandon Barnes, R OBP: 0.211, SLG: 0.241										4	0	0	0	0	4	3						
31 Edgar Gonzalez, R OBP: 0.211, SLG: 0.241										2	0	0	0	0	1	0						
65 Mickey Storey, R OBP: 0.211, SLG: 0.241										0	0	0	0	0	0	0						
53 Wesley Wright, R OBP: 0.211, SLG: 0.241										1	0	0	0	0	1	0						
Inning Stats	R: 1 H: 3 E: 0 K: 0 S: 12	H: 3 LOB: 2 BB: 0 P: 16	R: 0 H: 0 E: 0 K: 2 S: 8	H: 0 LOB: 0 BB: 0 P: 10	R: 1 H: 1 E: 0 K: 1 S: 9	LOB: 1 BB: 1 P: 13	R: 0 H: 0 E: 0 K: 2 S: 12	H: 0 LOB: 0 BB: 0 P: 16	R: 3 H: 3 E: 0 K: 1 S: 17	H: 3 LOB: 0 BB: 0 P: 21	R: 0 H: 2 E: 0 K: 1 S: 14	H: 2 LOB: 2 BB: 0 P: 22	R: 0 H: 0 E: 0 K: 3 S: 10	H: 1 LOB: 1 BB: 0 P: 18	R: 0 H: 0 E: 0 K: 3 S: 12	H: 0 LOB: 0 BB: 0 P: 17	1B: 9 2B: 0 3B: 0 HR: 1	SF: 0 SAC: 1 DP: 0 HBP: 0	WP: 0 PB: 0 SB: 0 CS: 0	PA: 38		
PITCHER	IP WLS BF H R ER SO BB IBB HBP BLK WP HR S P ERA WHIP	IP WLS BF H R ER SO BB IBB HBP BLK WP HR S P ERA WHIP	IP WLS BF H R ER SO BB IBB HBP BLK WP HR S P ERA WHIP	IP WLS BF H R ER SO BB IBB HBP BLK WP HR S P ERA WHIP	IP WLS BF H R ER SO BB IBB HBP BLK WP HR S P ERA WHIP	IP WLS BF H R ER SO BB IBB HBP BLK WP HR S P ERA WHIP	IP WLS BF H R ER SO BB IBB HBP BLK WP HR S P ERA WHIP	IP WLS BF H R ER SO BB IBB HBP BLK WP HR S P ERA WHIP	IP WLS BF H R ER SO BB IBB HBP BLK WP HR S P ERA WHIP	IP WLS BF H R ER SO BB IBB HBP BLK WP HR S P ERA WHIP	IP WLS BF H R ER SO BB IBB HBP BLK WP HR S P ERA WHIP	IP WLS BF H R ER SO BB IBB HBP BLK WP HR S P ERA WHIP	IP WLS BF H R ER SO BB IBB HBP BLK WP HR S P ERA WHIP	IP WLS BF H R ER SO BB IBB HBP BLK WP HR S P ERA WHIP	IP WLS BF H R ER SO BB IBB HBP BLK WP HR S P ERA WHIP	IP WLS BF H R ER SO BB IBB HBP BLK WP HR S P ERA WHIP	IP WLS BF H R ER SO BB IBB HBP BLK WP HR S P ERA WHIP	IP WLS BF H R ER SO BB IBB HBP BLK WP HR S P ERA WHIP	IP WLS BF H R ER SO BB IBB HBP BLK WP HR S P ERA WHIP	IP WLS BF H R ER SO BB IBB HBP BLK WP HR S P ERA WHIP	IP WLS BF H R ER SO BB IBB HBP BLK WP HR S P ERA WHIP	IP WLS BF H R ER SO BB IBB HBP BLK WP HR S P ERA WHIP

Houston Astros @ Pittsburgh Pirates
PNC Park, Pittsburgh, PA
Mon Sep 03 2012, 1:37 PM - 4:26 PM EDT
Att: 20,055 - Cloudy - 84 F

AB	36
R	5
H	10
RBI	5
BB	1
SO	14
LOB	15



Batter	1	2	3	4	5	6	7	8	9	AB	R	H	RBI	BB	SO	LOB	BOTTOM					
2 Brock Holt, L OBP: 0.333, SLG: 0.250										3	0	0	0	0	2	1						
5 Josh Harrison, R OBP: 0.283, SLG: 0.366										1	0	0	0	0	0	0						
23 Travis Snider, L OBP: 0.347, SLG: 0.427										3	0	0	0	1	1	0						
22 Andrew McCutchen, R OBP: 0.405, SLG: 0.559										4	0	0	0	0	0	1						
46 Garrett Jones, L OBP: 0.328, SLG: 0.554										4	0	3	0	0	0	0						
14 Gaby Sanchez, R OBP: 0.266, SLG: 0.335										4	0	0	0	0	2	4						
24 Pedro Alvarez, L OBP: 0.329, SLG: 0.498										4	1	1	0	0	1	3						
26 Rod Barajas, R OBP: 0.273, SLG: 0.332										2	0	0	0	0	1	2						
7 Alex Presley, L OBP: 0.278, SLG: 0.387										1	0	0	0	0	0	0						
41 Hisanori Takahashi, L OBP: 0.278, SLG: 0.387										0	0	0	0	0	0	0						
48 Jared Hughes, R OBP: 0.336, SLG: 0.513										0	0	0	0	0	0	0						
12 Clint Barmes, R OBP: 0.246, SLG: 0.311										3	0	1	1	0	0	0						
49 Jeff Locke, L OBP: 0.246, SLG: 0.311										1	0	0	0	0	1	0						
19 Jeff Clement, L OBP: 0.246, SLG: 0.311										1	0	0	0	0	0	1						
60 Kyle McPherson, R OBP: 0.246, SLG: 0.311										0	0	0	0	0	0	0						
55 Michael McKenry, R OBP: 0.246, SLG: 0.311										1	0	0	0	0	1	0						
Inning Stats	R: 0 H: 0 E: 0 K: 2 S: 7	H: 1 LOB: 1 BB: 0 P: 18	R: 0 H: 0 E: 0 K: 2 S: 7	H: 0 LOB: 0 BB: 0 P: 11	R: 0 H: 1 E: 0 K: 0 S: 9	LOB: 1 BB: 0 P: 13	R: 1 H: 2 E: 0 K: 1 S: 12	H: 2 LOB: 1 BB: 0 P: 17	R: 0 H: 1 E: 0 K: 1 S: 11	H: 1 LOB: 2 BB: 1 P: 18	R: 0 H: 0 E: 0 K: 1 S: 9	H: 0 LOB: 0 BB: 0 P: 11	R: 0 H: 0 E: 0 K: 0 S: 6	H: 0 LOB: 0 BB: 0 P: 8	R: 0 H: 0 E: 0 K: 2 S: 8	H: 0 LOB: 0 BB: 0 P: 8	1B: 3 2B: 1 3B: 1 HR: 0	SF: 0 SAC: 0 DP: 0 HBP: 0	WP: 0 PB: 0 SB: 0 CS: 0	PA: 33		
PITCHER	IP WLS BF H R ER SO BB IBB HBP BLK WP HR S P ERA WHIP	IP WLS BF H R ER SO BB IBB HBP BLK WP HR S P ERA WHIP	IP WLS BF H R ER SO BB IBB HBP BLK WP HR S P ERA WHIP	IP WLS BF H R ER SO BB IBB HBP BLK WP HR S P ERA WHIP	IP WLS BF H R ER SO BB IBB HBP BLK WP HR S P ERA WHIP	IP WLS BF H R ER SO BB IBB HBP BLK WP HR S P ERA WHIP	IP WLS BF H R ER SO BB IBB HBP BLK WP HR S P ERA WHIP	IP WLS BF H R ER SO BB IBB HBP BLK WP HR S P ERA WHIP	IP WLS BF H R ER SO BB IBB HBP BLK WP HR S P ERA WHIP	IP WLS BF H R ER SO BB IBB HBP BLK WP HR S P ERA WHIP	IP WLS BF H R ER SO BB IBB HBP BLK WP HR S P ERA WHIP	IP WLS BF H R ER SO BB IBB HBP BLK WP HR S P ERA WHIP	IP WLS BF H R ER SO BB IBB HBP BLK WP HR S P ERA WHIP	IP WLS BF H R ER SO BB IBB HBP BLK WP HR S P ERA WHIP	IP WLS BF H R ER SO BB IBB HBP BLK WP HR S P ERA WHIP	IP WLS BF H R ER SO BB IBB HBP BLK WP HR S P ERA WHIP	IP WLS BF H R ER SO BB IBB HBP BLK WP HR S P ERA WHIP	IP WLS BF H R ER SO BB IBB HBP BLK WP HR S P ERA WHIP	IP WLS BF H R ER SO BB IBB HBP BLK WP HR S P ERA WHIP	IP WLS BF H R ER SO BB IBB HBP BLK WP HR S P ERA WHIP	IP WLS BF H R ER SO BB IBB HBP BLK WP HR S P ERA WHIP	IP WLS BF H R ER SO BB IBB HBP BLK WP HR S P ERA WHIP

Houston Astros @ Pittsburgh Pirates
PNC Park, Pittsburgh, PA
Mon Sep 03 2012, 1:37 PM - 4:26 PM EDT
Att: 20,055 - Cloudy - 84 F

AB	32
R	1
H	5
RBI	1
BB	1
SO	9
LOB	12



Batter	1	2	3	4	5	6	7	8	9	AB	R	H	RBI	BB	SO	LOB	TOP											
21 Joe Mather, R OBP: 0.254, SLG: 0.313 (1, 8)										5	0	3	0	0	2	1	Chicago Cubs @ Pittsburgh Pirates PNC Park, Pittsburgh, PA Sun Sep 09 2012, 1:37 PM - 5:00 PM EDT Att: 28,671 - Cloudy - 67 F											
15 Darwin Barney, R OBP: 0.296, SLG: 0.363 (1, 4)										5	0	1	0	0	0	3												
44 Anthony Rizzo, L OBP: 0.351, SLG: 0.475 (1, 3)										5	1	2	0	0	1	3												
12 Alfonso Soriano, R OBP: 0.313, SLG: 0.499 1 Tony Campana, L OBP: 0.309, SLG: 0.299 (1, 7)										4	1	1	2	0	2	3												
13 Starlin Castro, R OBP: 0.317, SLG: 0.425 (1, 6)										5	0	1	0	0	1	2												
5 Josh Vitters, R OBP: 0.132, SLG: 0.197 54 Shawn Camp, R 49 Carlos Marmol, R (8, 1)										4	1	1	1	0	1	1												
17 Dave Sappelt, R OBP: 0.250, SLG: 0.100 9 David DeJesus, L OBP: 0.354, SLG: 0.401 (8, PH)										3	0	1	0	0	0	1												
20 Anthony Recker, R OBP: 0.249, SLG: 0.250 (1, 2)										4	1	1	1	0	1	3												
18 Chris Rusin, L OBP: 0.260, SLG: 0.199 37 Jaye Chapman, R 6 Bryan LaHair, L 60 Manny Corpas, R 40 James Russell, L 24 Luis Valbuena, L OBP: 0.310, SLG: 0.332 (1, 1)										2	0	0	0	0	1	0												
Inning Stats	R: 0 E: 0 K: 1 S: 9	H: 2 LOB: 1 BB: 0 P: 13	R: 0 E: 0 K: 1 S: 11	H: 1 LOB: 1 BB: 0 P: 18	R: 0 E: 0 K: 1 S: 9	H: 2 LOB: 2 BB: 0 P: 14	R: 2 E: 0 K: 1 S: 13	H: 2 LOB: 0 BB: 0 P: 19	R: 0 E: 0 K: 0 S: 10	H: 0 LOB: 1 BB: 0 P: 14	R: 0 E: 0 K: 1 S: 10	H: 1 LOB: 1 BB: 0 P: 14	R: 2 E: 0 K: 2 S: 11	H: 3 LOB: 2 BB: 1 P: 19	R: 0 E: 0 K: 1 S: 10	H: 1 LOB: 2 BB: 1 P: 20		1B: 8 2B: 1 3B: 0 HR: 3	SF: 0 SAC: 0 DP: 1 HBP: 0	WP: 0 PB: 0 SB: 1 CS: 0	PA: 41							
PITCHER	IP	WLS	BF	H	R	ER	SO	BB	IBB	HBP	BLK	WP	HR	S	P	ERA		WHIP										
49 Jeff Locke, L ERA: 4.11 60 Kyle McPherson, R ERA: 1.04 39 Jason Grilli, R ERA: 2.92 32 Chad Qualls, R ERA: 5.17 52 Joel Hanrahan, R ERA: 2.39 (1, 1)	6.0		25	7	2	2	6	0	0	0	0	0	2	60	89	3.00		1.167										
(7, 1)	1.0		4	1	0	0	1	0	0	0	0	0	0	10	14	0.00		1.000										
(8, 1)	0.1	L	5	3	2	2	1	1	0	0	0	0	1	7	12	54.00		12.000										
(8, 1)	0.2		2	0	0	0	1	0	0	0	0	0	0	4	7	0.00		0.000										
(9, 1)	1.0		5	1	0	0	1	1	0	0	0	0	0	10	20	0.00	2.000											

Batter	1	2	3	4	5	6	7	8	9	AB	R	H	RBI	BB	SO	LOB	BOTTOM										
2 Brock Holt, L OBP: 0.419, SLG: 0.517 (1, 4)										5	1	3	0	0	0	1	Chicago Cubs @ Pittsburgh Pirates PNC Park, Pittsburgh, PA Sun Sep 09 2012, 1:37 PM - 5:00 PM EDT Att: 28,671 - Cloudy - 67 F										
6 Starling Marte, R OBP: 0.274, SLG: 0.385 (1, 7)										4	0	0	0	1	1	3											
22 Andrew McCutchen, R OBP: 0.497, SLG: 0.599 (1, 8)										3	1	1	1	2	0	4											
46 Garrett Jones, L OBP: 0.329, SLG: 0.538 (1, 9)										4	0	1	0	1	0	4											
14 Gaby Sanchez, R OBP: 0.278, SLG: 0.333 (1, 3)										3	0	0	0	2	2	3											
24 Pedro Alvarez, L OBP: 0.325, SLG: 0.489 (1, 5)										5	0	1	0	0	1	7											
55 Michael McKenry, R OBP: 0.330, SLG: 0.500 (1, 2)										4	0	0	0	0	2	2											
12 Clint Barmes, R OBP: 0.251, SLG: 0.308 19 Jeff Clement, L OBP: 0.250, SLG: 0.100 69 Jordy Mercer, R OBP: 0.233, SLG: 0.375 (1, 6)										1	0	0	0	1	0	1											
(6, PH)										0	0	0	0	1	0	0											
(7, 6)										1	0	0	0	0	0	0											
(1, 1)										2	0	1	0	0	1	1											
(5, PH)										1	0	0	0	0	0	2											
(7, 1)										0	0	0	0	0	0	0											
(8, 1)										0	0	0	0	0	0	0											
(8, PH)										0	0	0	0	0	0	0											
(9, 1)										1	0	0	0	0	1	0											
Inning Stats	R: 1 E: 0 K: 1 S: 12	H: 2 LOB: 2 BB: 1 P: 20	R: 0 E: 0 K: 2 S: 10	H: 0 LOB: 1 BB: 1 P: 18	R: 0 E: 0 K: 0 S: 4	H: 0 LOB: 1 BB: 1 P: 10	R: 0 E: 0 K: 0 S: 11	H: 1 LOB: 1 BB: 0 P: 14	R: 0 E: 0 K: 1 S: 15	H: 2 LOB: 2 BB: 0 P: 21	R: 0 E: 1 K: 1 S: 11	H: 0 LOB: 2 BB: 1 P: 17	R: 1 E: 0 K: 0 S: 12	H: 1 LOB: 2 BB: 2 P: 24	R: 0 E: 0 K: 2 S: 8	H: 0 LOB: 0 BB: 0 P: 13	R: 0 E: 0 K: 1 S: 12	H: 1 LOB: 3 BB: 2 P: 23	1B: 5 2B: 0 3B: 1 HR: 1	SF: 0 SAC: 0 DP: 1 HBP: 0	WP: 0 PB: 0 SB: 0 CS: 0	PA: 42					
PITCHER	IP	WLS	BF	H	R	ER	SO	BB	IBB	HBP	BLK	WP	HR	S	P	ERA	WHIP										
18 Chris Rusin, L ERA: 5.73 37 Jaye Chapman, R ERA: 4.46 60 Manny Corpas, R ERA: 4.46 40 James Russell, L ERA: 3.5 54 Shawn Camp, R ERA: 3.67 (1, 1)	5.0		22	5	1	1	4	3	0	0	0	0	0	11	17	0.00	1.000										
(6, 1)	1.0	H	5	0	0	0	1	1	0	0	0	0	0	4	9	27.00	3.000										
(7, 1)	0.1	H	3	1	1	1	0	0	1	0	0	0	0	8	15	0.00	0.000										
(7, 1)	0.2	W	3	0	0	0	0	0	1	0	1	0	0	8	15	0.00	0.000										
(8, 1)	1.0	H	3	0	0	0	2	0	0	0	0	0	0	8	13	0.00	0.000										
PITCHER	IP	WLS	BF	H	R	ER	SO	BB	IBB	HBP	BLK	WP	HR	S	P	ERA	WHIP										
49 Carlos Marmol, R ERA: 3.97 (9, 1)	1.0		6	1	0	0	1	2	0	0	0	0	0	12	23	0.00	3.000										



Batter	1	2	3	4	5	6	7	8	9	10	11	12	13	14	AB	R	H	RBI	BB	SO	LOB	TOP								
2 Brock Holt, L OBP: 0.368, SLG: 0.472 (1, 4)	F7		G6-4-3	F7			L3		G3-1		K			K	7	0	1	0	0	1	4									
22 Andrew McCutchen, R OBP: 0.409, SLG: 0.563 (1, 8)	1B		K		G6-3		HBP		K		K			BB	5	1	2	1	2	0	1									
46 Garrett Jones, L OBP: 0.327, SLG: 0.532 3 Chase d'Arnaud, R (10, PR) (10, 6)	F7			P5		K					BB			F9	4	0	0	0	1	1	2									
24 Pedro Alvarez, L OBP: 0.323, SLG: 0.482 (1, 5)	K2-3								P6		BB			F8	4	0	0	0	1	1	2									
31 Jose Tabata, R OBP: 0.306, SLG: 0.340 35 Rick Van Den Hurk, R (14, 1) (14, 1)			G1-3						G5-3					K	6	1	0	0	1	4	7									
12 Clint Barnes, R OBP: 0.251, SLG: 0.307 19 Jeff Clement, L (8, PH) 69 Jordy Mercer, R (8, 6) 14 Gaby Sanchez, R (10, PH) 26 Rod Barajas, R (1, 2) 55 Michael McKenry, R (10, 2) 51 Wandy Rodriguez, S (1, 1) 6 Starling Marte, R (7, 7)			P4						G3					F7	2	0	0	0	1	0	1									
Inning Stats	R: 0 E: 0 K: 1 S: 10	H: 1 LOB: 2 BB: 1 P: 16	R: 0 E: 0 K: 1 S: 7	H: 0 LOB: 0 BB: 0 P: 12	R: 0 E: 0 K: 1 S: 7	H: 1 LOB: 0 BB: 0 P: 13	R: 3 E: 0 K: 0 S: 21	H: 3 LOB: 2 BB: 2 P: 37	R: 0 E: 0 K: 1 S: 8	H: 0 LOB: 0 BB: 0 P: 12	R: 0 E: 0 K: 1 S: 9	H: 0 LOB: 1 BB: 1 P: 16	R: 0 E: 0 K: 2 S: 11	H: 1 LOB: 1 BB: 3 P: 14	R: 0 E: 0 K: 1 S: 10	H: 0 LOB: 3 BB: 3 P: 26	R: 0 E: 0 K: 1 S: 10	H: 0 LOB: 0 BB: 0 P: 15	R: 0 E: 0 K: 1 S: 14	H: 0 LOB: 1 BB: 1 P: 20	R: 0 E: 0 K: 0 S: 12	H: 2 LOB: 3 BB: 3 P: 18	1B: 5 2B: 3 3B: 0 HR: 1	SF: 0 SAC: 0 DP: 1 HBP: 1	WP: 0 PB: 1 SB: 1 CS: 0	PA: 60				
55 Mat Latos, R ERA: 3.72 33 Jose Arredondo, R ERA: 2.89 51 Sean Marshall, L ERA: 2.53 50 Jonathan Broxton, R ERA: 2.54 54 Aroldis Chapman, L ERA: 1.6	IP	WLS	BF	H	R	ER	SO	BB	IBB	HBP	BLK	WP	HR	S	P	ERA	WHIP													
63 Sam LeCure, R ERA: 3.02 60 J.J. Hoover, R ERA: 2.16 31 Alfredo Simon, R ERA: 2.43	IP	WLS	BF	H	R	ER	SO	BB	IBB	HBP	BLK	WP	HR	S	P	ERA	WHIP													
4 Brandon Phillips, R OBP: 0.331, SLG: 0.448 (1, 4)	G6-3			F9							SH1-3			L9																
28 Chris Heisey, R OBP: 0.324, SLG: 0.439 (1, 8)	L8													F7																
19 Joey Votto, L OBP: 0.471, SLG: 0.594 (1, 3)	F7													F7																
48 Ryan Ludwick, R OBP: 0.342, SLG: 0.534 (1, 7)	G6-3													P3																
32 Jay Bruce, L OBP: 0.342, SLG: 0.552 (1, 9)																														
21 Todd Frazier, R OBP: 0.344, SLG: 0.516 (1, 5)	F7																													
30 Dioner Navarro, S OBP: 0.288, SLG: 0.559 25 Didi Gregorius, L (7, PR) OBP: 0.200, SLG: 0.200 (8, 6)																														
16 Wilson Valdez, R ERA: 2.27 43 Miguel Castro, R ERA: 2.27 33 Jose Arredondo, R ERA: 2.89 29 Ryan Hanigan, R ERA: 3.07 30 Chris Resop, R ERA: 3.63 6 Drew Stubbs, R ERA: 3.63 39 Devin Mesoripo, R ERA: 2.35																														
55 Mat Latos, R ERA: 3.72 48 Jared Hughes, R ERA: 2.27 44 Tony Watson, L ERA: 3.07 30 Chris Resop, R ERA: 3.63 52 Joel Hanrahan, R ERA: 2.35	IP	WLS	BF	H	R	ER	SO	BB	IBB	HBP	BLK	WP	HR	S	P	ERA	WHIP													
63 Chris Lewis, R ERA: 5.4 35 Rick Van Den Hurk, R ERA: 13.5	IP	WLS	BF	H	R	ER	SO	BB	IBB	HBP	BLK	WP	HR	S	P	ERA	WHIP													
Inning Stats	R: 0 E: 0 K: 0 S: 13	H: 0 LOB: 0 BB: 0 P: 19	R: 0 E: 0 K: 1 S: 8	H: 0 LOB: 0 BB: 0 P: 11	R: 0 E: 0 K: 1 S: 8	H: 0 LOB: 0 BB: 0 P: 11	R: 1 E: 0 K: 0 S: 11	H: 1 LOB: 1 BB: 1 P: 17	R: 0 E: 0 K: 2 S: 9	H: 0 LOB: 0 BB: 0 P: 12	R: 0 E: 0 K: 2 S: 7	H: 0 LOB: 2 BB: 1 P: 8	R: 2 E: 0 K: 0 S: 12	H: 3 LOB: 1 BB: 2 P: 17	R: 0 E: 0 K: 2 S: 12	H: 0 LOB: 1 BB: 1 P: 21	R: 0 E: 0 K: 1 S: 9	H: 0 LOB: 0 BB: 0 P: 17	R: 0 E: 0 K: 1 S: 15	H: 0 LOB: 3 BB: 2 P: 31	R: 0 E: 0 K: 1 S: 10	H: 0 LOB: 2 BB: 2 P: 18	R: 0 E: 0 K: 1 S: 10	H: 1 LOB: 1 BB: 0 P: 17	R: 1 E: 0 K: 1 S: 11	H: 2 LOB: 2 BB: 0 P: 20	1B: 6 2B: 1 3B: 0 HR: 1	SF: 0 SAC: 2 DP: 0 HBP: 1	WP: 2 PB: 0 SB: 1 CS: 0	PA: 58
51 Wandy Rodriguez, L (1, 1) 48 Jared Hughes, R (7, 1) 44 Tony Watson, L (8, 1) 30 Chris Resop, R (10, 1) 52 Joel Hanrahan, R (11, 1)	IP	WLS	BF	H	R	ER	SO	BB	IBB	HBP	BLK	WP	HR	S	P	ERA	WHIP													
63 Chris Lewis, R (12, 1) 35 Rick Van Den Hurk, R (14, 1)	IP	WLS	BF	H	R	ER	SO	BB	IBB	HBP	BLK	WP	HR	S	P	ERA	WHIP													

Pittsburgh Pirates @ Cincinnati Reds
Great American Ball Park, Cincinnati, OH
Mon Sep 10 2012, 7:12 PM - 12:34 AM EDT
Att. 16,577 - Clear - 77 F

AB 50
R 3
H 9
RBI 3
BB 9
SO 13
LOB 32



Pittsburgh Pirates @ Cincinnati Reds
Great American Ball Park, Cincinnati, OH
Mon Sep 10 2012, 7:12 PM - 12:34 AM EDT
Att. 16,577 - Clear - 77 F

AB 48
R 4
H 8
RBI 4
BB 7
SO 13
LOB 26



Batter	1	2	3	4	5	6	7	8	9	AB	R	H	RBI	BB	SO	LOB	TOP			
2 Brock Holt, L (1,4) OBP: 0.370, SLG: 0.455	G4-3				L4		G4-3			4	0	1	0	0	0	0	Pittsburgh Pirates @ Cincinnati Reds Great American Ball Park, Cincinnati, OH Wed Sep 12 2012, 7:11 PM - 10:28 PM EDT Att: 21,203 - Clear - 83 F			
5 Josh Harrison, R (1,5) OBP: 0.276, SLG: 0.355	F8				P1			G3-1		3	0	0	0	0	0	1				
23 Travis Snider, L (8,PH) OBP: 0.338, SLG: 0.415	F8									1	0	0	0	0	0	0				
44 Tony Watson, L (8,1)										0	0	0	0	0	0	0				
39 Jason Grilli, R (8,1)										0	0	0	0	0	0	0				
22 Andrew McCutchen, R (1,8) OBP: 0.499, SLG: 0.559	G1-3							F8		4	1	2	0	0	0	0				
46 Garrett Jones, L (1,9) OBP: 0.326, SLG: 0.529		G3-1						G4-3		4	0	1	0	0	0	1				
14 Gaby Sanchez, R (1,3) OBP: 0.282, SLG: 0.345		G4-3							P3	4	0	1	1	0	0	0				
7 Alex Presley, L (1,7) OBP: 0.233, SLG: 0.401									L5	3	0	1	0	1	1	2				
12 Clint Barmes, R (1,6) OBP: 0.253, SLG: 0.310										3	0	0	0	0	1	4				
19 Jeff Clement, L (9,PH) OBP: 0.267, SLG: 0.154	K									1	0	1	0	0	0	0				
3 Chase d'Arnaud, R (9,FR)										0	0	0	0	0	0	0				
26 Rod Barajas, R (1,2) OBP: 0.270, SLG: 0.323										1	0	0	0	1	0	0				
6 Starling Marte, R (7,PH) OBP: 0.274, SLG: 0.389										1	0	0	0	0	1	0				
48 Jared Hughes, R (7,1)										0	0	0	0	0	0	0				
69 Jordy Mercer, R (8,5)										0	0	0	0	0	0	0				
31 Jose Tabata, R (9,PH) OBP: 0.310, SLG: 0.345										1	0	0	0	0	1	1				
34 A.J. Burnett, R (1,1) OBP: 0.105, SLG: 0.056										2	0	0	0	0	1	3				
55 Michael McKenry, R (7,PH) OBP: 0.329, SLG: 0.490										1	0	0	0	0	0	0				
Inning Stats	R: 0 E: 0 K: 0 S: 7	H: 0 LOB: 0 BB: 0 P: 11	R: 0 E: 0 K: 1 S: 7	H: 0 LOB: 1 BB: 1 P: 13	R: 0 E: 0 K: 0 S: 10	H: 1 LOB: 0 BB: 0 P: 12	R: 1 E: 0 K: 2 S: 21	H: 3 LOB: 3 BB: 1 P: 32	R: 0 E: 0 K: 0 S: 13	H: 1 LOB: 0 BB: 0 P: 20	R: 0 E: 0 K: 0 S: 11	H: 0 LOB: 0 BB: 0 P: 16	R: 0 E: 0 K: 1 S: 9	H: 0 LOB: 0 BB: 0 P: 12	R: 0 E: 0 K: 0 S: 13	H: 1 LOB: 1 BB: 0 P: 18	1B: 6 2B: 0 3B: 1 HR: 0	SF: 0 SAC: 0 DP: 0 HBP: 0	WP: 0 PB: 0 SB: 0 CS: 1	PA: 35
PITCHER	IP WLS BF H R ER SO BB IBB HBP BLK WP HR S P ERA WHIP																			
34 Homer Bailey, R (1,1) ERA: 3.93	7.0 W 28 6 1 1 4 1 1 0 0 0 0 0 78 116 1.29 1.000																			
63 Sam LeCure, R (8,1) ERA: 2.96	1.0 H 3 0 0 0 0 0 0 0 0 0 0 0 9 12 0.00 0.000																			
60 J.J. Hoover, R (9,1) ERA: 2.08	1.0 S 4 1 0 0 1 0 0 0 0 0 0 0 13 18 0.00 1.000																			

Batter	1	2	3	4	5	6	7	8	9	AB	R	H	RBI	BB	SO	LOB	BOTTOM			
4 Brandon Phillips, R (1,4) OBP: 0.333, SLG: 0.455	G4-3									4	0	2	0	0	1	1	Pittsburgh Pirates @ Cincinnati Reds Great American Ball Park, Cincinnati, OH Wed Sep 12 2012, 7:11 PM - 10:28 PM EDT Att: 21,203 - Clear - 83 F			
15 Wilson Valdez, R (1,6) OBP: 0.226, SLG: 0.220	G5-3									4	0	1	1	0	1	2				
19 Joey Volto, L (1,3) OBP: 0.469, SLG: 0.586										3	0	1	0	1	1	3				
48 Ryan Ludwick, R (1,7) OBP: 0.345, SLG: 0.534										3	1	1	0	1	2	2				
60 J.J. Hoover, R (9,1)	K									0	0	0	0	0	0	0				
32 Jay Bruce, L (1,9) OBP: 0.337, SLG: 0.543		F8								4	0	0	0	0	1	3				
27 Scott Rolen, R (1,5) OBP: 0.318, SLG: 0.399										3	0	0	1	0	2	2				
28 Chris Heisey, R (1,8) OBP: 0.321, SLG: 0.435										3	0	0	0	0	2	1				
29 Ryan Hanigan, R (1,2) OBP: 0.377, SLG: 0.357										3	1	1	0	0	0	0				
34 Homer Bailey, R (1,1) OBP: 0.129, SLG: 0.131										1	0	0	0	1	1	1				
36 Henry Alejandro Rodriguez, R (8,1) OBP: 0.333, SLG: 0.250										1	0	0	0	0	0	0				
63 Sam LeCure, R (8,1)										0	0	0	0	0	0	0				
6 Drew Stubbs, R (9,8) OBP: 0.284, SLG: 0.350										0	0	0	0	0	0	0				
Inning Stats	R: 0 E: 0 K: 1 S: 10	H: 1 LOB: 1 BB: 0 P: 17	R: 0 E: 0 K: 2 S: 7	H: 0 LOB: 0 BB: 0 P: 11	R: 1 E: 0 K: 2 S: 16	H: 2 LOB: 1 BB: 0 P: 23	R: 0 E: 0 K: 2 S: 13	H: 0 LOB: 1 BB: 1 P: 20	R: 0 E: 1 K: 1 S: 8	H: 1 LOB: 2 BB: 1 P: 17	R: 1 E: 0 K: 0 S: 9	H: 1 LOB: 0 BB: 0 P: 13	R: 0 E: 0 K: 1 S: 12	H: 1 LOB: 1 BB: 0 P: 19	R: 0 E: 0 K: 2 S: 12	H: 0 LOB: 1 BB: 1 P: 20	1B: 5 2B: 1 3B: 0 HR: 0	SF: 1 SAC: 0 DP: 0 HBP: 0	WP: 1 PB: 0 SB: 1 CS: 0	PA: 33
PITCHER	IP WLS BF H R ER SO BB IBB HBP BLK WP HR S P ERA WHIP																			
34 A.J. Burnett, R (1,1) ERA: 3.66	6.0 L 25 5 2 2 2 8 2 0 0 0 0 0 0 101 3.00 1.167																			
48 Jared Hughes, R (7,1) ERA: 2.54	1.0 4 1 0 0 1 0 0 0 0 0 0 0 12 19 0.00 1.000																			
44 Tony Watson, L (8,1) ERA: 3.52	0.2 3 0 0 0 1 1 0 0 0 0 0 0 9 14 0.00 1.500																			
39 Jason Grilli, R (8,1) ERA: 2.91	0.1 1 0 0 0 1 0 0 0 0 0 0 0 3 6 0.00 0.000																			



Batter	1	2	3	4	5	6	7	8	9	AB	R	H	RBI	BB	SO	LOB	TOP
2 Brock Holt, L (1,4) OBP: 0.333, SLG: 0.408										5	0	0	0	0	0	4	Pittsburgh Pirates @ Chicago Cubs Wrigley Field, Chicago, IL Fri Sep 14 2012, 1:23 PM - 4:39 PM CDT Att: 26,946 - Sunny - 72 F
6 Starling Marte, R (1,7) OBP: 0.273, SLG: 0.384				46 CS 		46 1B 			4	1	1	0	0	1	0		
19 Jeff Clement, L (9,PH) OBP: 0.250, SLG: 0.143				46 CS 					4	1	1	1	0	2	2		
22 Andrew McCutchen, R (1,8) OBP: 0.463, SLG: 0.962									4	1	2	0	0	0	1		
46 Garrett Jones, L (1,9) OBP: 0.327, SLG: 0.529									4	1	2	0	0	0	1		
14 Gaby Sanchez, R (1,3) OBP: 0.285, SLG: 0.351									4	1	2	1	0	0	1		
55 Michael McKenry, R (1,2) OBP: 0.232, SLG: 0.463									3	0	0	0	1	2	1		
24 Pedro Alvarez, L (1,5) OBP: 0.320, SLG: 0.476									4	0	1	2	0	0	2		
12 Clint Barmes, R (1,6) OBP: 0.256, SLG: 0.309									1	0	0	0	1	0	1		
23 Travis Snider, R (8,PH) OBP: 0.335, SLG: 0.412									1	0	0	0	1	0	1		
69 Jordy Mercer, R (8,6) OBP: 0.233, SLG: 0.375									0	0	0	0	0	0	0		
43 James McDonald, L (1,1) ERA: 5.06									1	0	0	0	0	1	1	AB 34 R 4 H 8 RBI 4 BB 2 SO 8 LOB 17	
61 Justin Wilson, L (4,1) ERA: 4.05									1	0	0	0	0	0	0		
63 Chris Leroux, R (4,1) ERA: 5.06									1	0	0	0	0	0	0		
60 Kyle McPherson, R (5,1) ERA: 1.54									1	0	0	0	0	0	0		
44 Tony Watson, L (6,1) ERA: 3.66									1	0	0	0	0	0	0		
6 Bryan LaHair, L (7,PH) ERA: 4.5									1	0	0	0	0	0	0		
54 Shawn Camp, R (8,1) ERA: 3.55									1	0	0	0	0	0	0		
49 Carlos Marmol, R (9,1) ERA: 3.72									1	0	0	0	0	0	0		
18 Chris Rusin, L (1,1) ERA: 5.06									1	0	0	0	0	0	0		
37 Jaye Chapman, R (6,1) ERA: 2.09									1	0	0	0	0	0	0		
40 James Russell, L (4,1) ERA: 3.43									1	0	0	0	0	0	0		
60 Manny Corpas, R (7,1) ERA: 4.54									1	0	0	0	0	0	0		
54 Shawn Camp, R (8,1) ERA: 3.55									1	0	0	0	0	0	0		
43 James McDonald, L (1,1) ERA: 5.06									1	0	0	0	0	0	0		
61 Justin Wilson, L (4,1) ERA: 4.05									1	0	0	0	0	0	0		
63 Chris Leroux, R (4,1) ERA: 5.06									1	0	0	0	0	0	0		
60 Kyle McPherson, R (5,1) ERA: 1.54									1	0	0	0	0	0	0		
44 Tony Watson, L (6,1) ERA: 3.66									1	0	0	0	0	0	0		
6 Bryan LaHair, L (7,PH) ERA: 4.5									1	0	0	0	0	0	0		
54 Shawn Camp, R (8,1) ERA: 3.55									1	0	0	0	0	0	0		
49 Carlos Marmol, R (9,1) ERA: 3.72									1	0	0	0	0	0	0		
18 Chris Rusin, L (1,1) ERA: 5.06									1	0	0	0	0	0	0		
37 Jaye Chapman, R (6,1) ERA: 2.09									1	0	0	0	0	0	0		
40 James Russell, L (4,1) ERA: 3.43									1	0	0	0	0	0	0		
60 Manny Corpas, R (7,1) ERA: 4.54									1	0	0	0	0	0	0		
54 Shawn Camp, R (8,1) ERA: 3.55									1	0	0	0	0	0	0		
43 James McDonald, L (1,1) ERA: 5.06									1	0	0	0	0	0	0		
61 Justin Wilson, L (4,1) ERA: 4.05									1	0	0	0	0	0	0		
63 Chris Leroux, R (4,1) ERA: 5.06									1	0	0	0	0	0	0		
60 Kyle McPherson, R (5,1) ERA: 1.54									1	0	0	0	0	0	0		
44 Tony Watson, L (6,1) ERA: 3.66									1	0	0	0	0	0	0		
6 Bryan LaHair, L (7,PH) ERA: 4.5									1	0	0	0	0	0	0		
54 Shawn Camp, R (8,1) ERA: 3.55									1	0	0	0	0	0	0		
49 Carlos Marmol, R (9,1) ERA: 3.72									1	0	0	0	0	0	0		
18 Chris Rusin, L (1,1) ERA: 5.06									1	0	0	0	0	0	0		
37 Jaye Chapman, R (6,1) ERA: 2.09									1	0	0	0	0	0	0		
40 James Russell, L (4,1) ERA: 3.43									1	0	0	0	0	0	0		
60 Manny Corpas, R (7,1) ERA: 4.54									1	0	0	0	0	0	0		
54 Shawn Camp, R (8,1) ERA: 3.55									1	0	0	0	0	0	0		
43 James McDonald, L (1,1) ERA: 5.06									1	0	0	0	0	0	0		
61 Justin Wilson, L (4,1) ERA: 4.05									1	0	0	0	0	0	0		
63 Chris Leroux, R (4,1) ERA: 5.06									1	0	0	0	0	0	0		
60 Kyle McPherson, R (5,1) ERA: 1.54									1	0	0	0	0	0	0		
44 Tony Watson, L (6,1) ERA: 3.66									1	0	0	0	0	0	0		
6 Bryan LaHair, L (7,PH) ERA: 4.5									1	0	0	0	0	0	0		
54 Shawn Camp, R (8,1) ERA: 3.55									1	0	0	0	0	0	0		
49 Carlos Marmol, R (9,1) ERA: 3.72									1	0	0	0	0	0	0		
18 Chris Rusin, L (1,1) ERA: 5.06									1	0	0	0	0	0	0		
37 Jaye Chapman, R (6,1) ERA: 2.09									1	0	0	0	0	0	0		
40 James Russell, L (4,1) ERA: 3.43									1	0	0	0	0	0	0		
60 Manny Corpas, R (7,1) ERA: 4.54									1	0	0	0	0	0	0		
54 Shawn Camp, R (8,1) ERA: 3.55									1	0	0	0	0	0	0		
43 James McDonald, L (1,1) ERA: 5.06									1	0	0	0	0	0	0		
61 Justin Wilson, L (4,1) ERA: 4.05									1	0	0	0	0	0	0		
63 Chris Leroux, R (4,1) ERA: 5.06									1	0	0	0	0	0	0		
60 Kyle McPherson, R (5,1) ERA: 1.54									1	0	0	0	0	0	0		
44 Tony Watson, L (6,1) ERA: 3.66									1	0	0	0	0	0	0		
6 Bryan LaHair, L (7,PH) ERA: 4.5									1	0	0	0	0	0	0		
54 Shawn Camp, R (8,1) ERA: 3.55									1	0	0	0	0	0	0		
49 Carlos Marmol, R (9,1) ERA: 3.72									1	0	0	0	0	0	0		
18 Chris Rusin, L (1,1) ERA: 5.06									1	0	0	0	0	0	0		
37 Jaye Chapman, R (6,1) ERA: 2.09									1	0	0	0	0	0	0		
40 James Russell, L (4,1) ERA: 3.43									1	0	0	0	0	0	0		
60 Manny Corpas, R (7,1) ERA: 4.54									1	0	0	0	0	0	0		
54 Shawn Camp, R (8,1) ERA: 3.55									1	0	0	0	0	0	0		
43 James McDonald, L (1,1) ERA: 5.06									1	0	0	0	0	0	0		
61 Justin Wilson, L (4,1) ERA: 4.05									1	0	0	0	0	0	0		
63 Chris Leroux, R (4,1) ERA: 5.06									1	0	0	0	0	0	0		
60 Kyle McPherson, R (5,1) ERA: 1.54									1	0	0	0	0	0	0		
44 Tony Watson, L (6,1) ERA: 3.66									1	0	0	0	0	0	0		
6 Bryan LaHair, L (7,PH) ERA: 4.5									1	0	0	0	0	0	0		
54 Shawn Camp, R (8,1) ERA: 3.55						</											

Batter	1	2	3	4	5	6	7	8	9	AB	R	H	RBI	BB	SO	LOB	TOP							
6 Starling Marte, R OBP: 0.288, SLG: 0.417										3	2	1	0	0	2									
23 Travis Snider, L OBP: 0.331, SLG: 0.404										5	1	1	1	0	1	5								
31 Jose Tabata, R OBP: 0.312, SLG: 0.347										0	0	0	0	0	0	0								
22 Andrew McCutchen, R OBP: 0.409, SLG: 0.566										3	1	2	1	2	1	1								
46 Garrett Jones, L OBP: 0.326, SLG: 0.529										4	0	1	2	0	1	2								
52 Joel Hanrahan, R										0	0	0	0	0	0	0								
18 Neil Walker, S OBP: 0.338, SLG: 0.429										5	0	0	0	0	1	3								
24 Pedro Alvarez, L OBP: 0.258, SLG: 0.474										4	1	1	0	1	0	0								
12 Clint Barmes, R OBP: 0.258, SLG: 0.318										5	2	2	1	0	0	1								
26 Rod Barajas, R OBP: 0.270, SLG: 0.322										4	0	1	1	0	2	1								
51 Wandy Rodriguez, S OBP: 0.286, SLG: 0.326										2	0	0	0	0	0	1								
44 Tony Watson, L										0	0	0	0	0	0	0								
48 Jared Hughes, R										0	0	0	0	0	0	0								
2 Brock Holt, L OBP: 0.286, SLG: 0.408										0	0	0	0	1	0	0								
39 Jason Grilli, R OBP: 0.295, SLG: 0.337										0	0	0	0	0	0	0								
14 Gaby Sanchez, R OBP: 0.295, SLG: 0.337										0	0	0	0	0	0	0								
Inning Stats	R: 1 E: 1 K: 1 S: 11	H: 0 LOB: 1 BB: 1 P: 20	R: 1 E: 0 K: 0 S: 8	H: 3 LOB: 2 BB: 0 P: 15	R: 1 E: 0 K: 1 S: 10	H: 1 LOB: 0 BB: 0 P: 17	R: 3 E: 1 K: 0 S: 17	H: 4 LOB: 2 BB: 0 P: 25	R: 0 E: 0 K: 1 S: 8	H: 0 LOB: 0 BB: 0 P: 11	R: 0 E: 0 K: 0 S: 14	H: 1 LOB: 2 BB: 1 P: 22	R: 1 E: 0 K: 1 S: 8	H: 1 LOB: 0 BB: 0 P: 13	R: 0 E: 0 K: 1 S: 6	H: 0 LOB: 1 BB: 1 P: 14	R: 0 E: 0 K: 1 S: 10	H: 0 LOB: 1 BB: 1 P: 16	1B: 5 2B: 2 3B: 1 HR: 2	SF: 1 SAC: 2 DP: 0 HBP: 1	WP: 0 PB: 0 SB: 0 CS: 0	PA: 43		
PITCHER	IP WLS BF H R ER SO BB IBB HBP BLK WP HR S P ERA WHIP	IP WLS BF H R ER SO BB IBB HBP BLK WP HR S P ERA WHIP	IP WLS BF H R ER SO BB IBB HBP BLK WP HR S P ERA WHIP	IP WLS BF H R ER SO BB IBB HBP BLK WP HR S P ERA WHIP	IP WLS BF H R ER SO BB IBB HBP BLK WP HR S P ERA WHIP	IP WLS BF H R ER SO BB IBB HBP BLK WP HR S P ERA WHIP	IP WLS BF H R ER SO BB IBB HBP BLK WP HR S P ERA WHIP	IP WLS BF H R ER SO BB IBB HBP BLK WP HR S P ERA WHIP	IP WLS BF H R ER SO BB IBB HBP BLK WP HR S P ERA WHIP	IP WLS BF H R ER SO BB IBB HBP BLK WP HR S P ERA WHIP	IP WLS BF H R ER SO BB IBB HBP BLK WP HR S P ERA WHIP	IP WLS BF H R ER SO BB IBB HBP BLK WP HR S P ERA WHIP	IP WLS BF H R ER SO BB IBB HBP BLK WP HR S P ERA WHIP	IP WLS BF H R ER SO BB IBB HBP BLK WP HR S P ERA WHIP	IP WLS BF H R ER SO BB IBB HBP BLK WP HR S P ERA WHIP	IP WLS BF H R ER SO BB IBB HBP BLK WP HR S P ERA WHIP	IP WLS BF H R ER SO BB IBB HBP BLK WP HR S P ERA WHIP	IP WLS BF H R ER SO BB IBB HBP BLK WP HR S P ERA WHIP	IP WLS BF H R ER SO BB IBB HBP BLK WP HR S P ERA WHIP	IP WLS BF H R ER SO BB IBB HBP BLK WP HR S P ERA WHIP	IP WLS BF H R ER SO BB IBB HBP BLK WP HR S P ERA WHIP	IP WLS BF H R ER SO BB IBB HBP BLK WP HR S P ERA WHIP	IP WLS BF H R ER SO BB IBB HBP BLK WP HR S P ERA WHIP	IP WLS BF H R ER SO BB IBB HBP BLK WP HR S P ERA WHIP
57 Jason Berken, R ERA: 7.2	4.0	L	23	8	6	2	2	1	0	0	0	0	0	0	0	0	0	0	8	11	0.00	0.000		
48 Rafael Dolis, L ERA: 6.89	1.0		3	0	0	0	1	0	0	0	0	0	0	0	0	0	0	0	8	22	0.00	1.000		
16 Jeff Beliveau, L ERA: 4.11	1.0		5	1	0	0	0	0	1	0	0	0	0	0	0	0	0	0	14	21	0.00	1.000		
55 Alberto Cabrera, R ERA: 6.46	2.0		8	1	1	1	2	1	0	0	0	0	0	1	14	27	4.50	1.000						
28 Michael Bowden, R ERA: 3.94	1.0		4	0	0	0	1	1	0	0	0	0	0	0	10	16	0.00	1.000						

Pittsburgh Pirates @ Chicago Cubs
Wrigley Field, Chicago, IL
Sat Sep 15 2012, 12:09 PM - 3:32 PM CDT
Att: 32,774 - Partly Cloudy - 71 F

AB 35
R 7
H 10
RBI 7
BB 4
SO 6
LOB 16

Batter	1	2	3	4	5	6	7	8	9	AB	R	H	RBI	BB	SO	LOB	BOTTOM
21 Joe Mather, R OBP: 0.250, SLG: 0.310										5	2	1	1	0	1	2	
15 Darwin Barney, R OBP: 0.306, SLG: 0.368										3	2	1	0	2	0	1	
44 Anthony Rizzo, L OBP: 0.348, SLG: 0.463										5	0	2	1	0	1	3	
12 Alfonso Soriano, R OBP: 0.318, SLG: 0.499										5	0	2	2	0	1	3	
1 Tony Campana, L OBP: 0.307, SLG: 0.298										0	0	0	0	0	0	0	
13 Starlin Castro, R OBP: 0.321, SLG: 0.431										4	1	2	0	1	0	4	
53 Wellington Castillo, R OBP: 0.343, SLG: 0.448																	

Batter	1	2	3	4	5	6	7	8	9	AB	R	H	RBI	BB	SO	LOB	TOP				
6 Starling Marte, R OBP: 0.298, SLG: 0.438	L8	18 S 22 1B		K	18 E 18 S		14 CS		G6-4-3	6	1	3	1	0	1	1	Pittsburgh Pirates @ Chicago Cubs Wrigley Field, Chicago, IL Sun Sep 16 2012, 1:24 PM - 5:27 PM CDT Att: 33,559 - Partly Cloudy - 79 F				
18 Neil Walker, S OBP: 0.339, SLG: 0.428	F8	22 1B		22 1B	K		L4			4	0	1	0	1	1	2					
22 Andrew McCutchen, R OBP: 0.412, SLG: 0.569	14 S 46 1B			46 S		24 HR				3	1	2	1	2	1	1					
46 Garrett Jones, L OBP: 0.327, SLG: 0.526		F7		L7		K				4	0	1	0	1	1	4					
14 Gaby Sanchez, R OBP: 0.287, SLG: 0.352	K		L9		24 HR	24 HR	CS		F9	5	2	2	0	0	1	2					
24 Pedro Alvarez, L OBP: 0.321, SLG: 0.486	G4-3	G4-3		HR	HR				F8	5	2	2	5	0	0	0					
12 Clint Barmes, R OBP: 0.235, SLG: 0.320				K					F7	3	1	2	0	1	1	0					
19 Jeff Clement, L OBP: 0.235, SLG: 0.133										1	0	0	0	0	0	0					
69 Jordy Mercer, R OBP: 0.233, SLG: 0.375		26 HR								0	0	0	0	0	0	0					
26 Rod Barajas, R OBP: 0.275, SLG: 0.333										2	2	1	2	2	0	1					
2 Brock Holt, L OBP: 0.358, SLG: 0.408					49 G1-3 6 1B		F8		G6-4-3	0	0	0	0	1	0	0					
49 Jeff Locke, L ERA: 6.28										3	0	0	0	0	0	3					
30 Chris Resop, R ERA: 3.6										0	0	0	0	0	0	1					
35 Rick Van Den Hurk, R ERA: 5.4										0	0	0	0	0	0	0					
48 Jared Hughes, R ERA: 3.01										0	0	0	0	0	0	0					
32 Chad Qualls, R ERA: 4.96										0	0	0	0	0	0	1					
Inning Stats	R: 0 E: 0 K: 1 S: 10	H: 1 LOB: 2 BB: 1 P: 21	R: 3 E: 0 K: 0 S: 17	H: 4 LOB: 2 BB: 1 P: 28	R: 0 E: 0 K: 0 S: 6	H: 1 LOB: 1 BB: 1 P: 14	R: 0 E: 0 K: 1 S: 9	H: 2 LOB: 1 BB: 0 P: 14	R: 3 E: 0 K: 2 S: 17	H: 3 LOB: 1 BB: 1 P: 31	R: 3 E: 0 K: 2 S: 19	H: 2 LOB: 1 BB: 2 P: 32	R: 0 E: 0 K: 1 S: 13	H: 1 LOB: 1 BB: 1 P: 23	R: 0 E: 0 K: 0 S: 6	H: 0 LOB: 0 BB: 0 P: 7	1B: 10 2B: 0 3B: 1 HR: 3	SF: 0 SAC: 0 DP: 1 HBP: 0	WP: 0 PB: 0 SB: 4 CS: 1	PA: 47	
PITCHER	IP WLS BF H R ER SO BB IBB HBP BLK WP HR S P ERA WHIP	IP WLS BF H R ER SO BB IBB HBP BLK WP HR S P ERA WHIP	IP WLS BF H R ER SO BB IBB HBP BLK WP HR S P ERA WHIP	IP WLS BF H R ER SO BB IBB HBP BLK WP HR S P ERA WHIP	IP WLS BF H R ER SO BB IBB HBP BLK WP HR S P ERA WHIP	IP WLS BF H R ER SO BB IBB HBP BLK WP HR S P ERA WHIP	IP WLS BF H R ER SO BB IBB HBP BLK WP HR S P ERA WHIP	IP WLS BF H R ER SO BB IBB HBP BLK WP HR S P ERA WHIP	IP WLS BF H R ER SO BB IBB HBP BLK WP HR S P ERA WHIP	IP WLS BF H R ER SO BB IBB HBP BLK WP HR S P ERA WHIP	IP WLS BF H R ER SO BB IBB HBP BLK WP HR S P ERA WHIP	IP WLS BF H R ER SO BB IBB HBP BLK WP HR S P ERA WHIP	IP WLS BF H R ER SO BB IBB HBP BLK WP HR S P ERA WHIP	IP WLS BF H R ER SO BB IBB HBP BLK WP HR S P ERA WHIP	IP WLS BF H R ER SO BB IBB HBP BLK WP HR S P ERA WHIP	IP WLS BF H R ER SO BB IBB HBP BLK WP HR S P ERA WHIP	IP WLS BF H R ER SO BB IBB HBP BLK WP HR S P ERA WHIP	IP WLS BF H R ER SO BB IBB HBP BLK WP HR S P ERA WHIP	IP WLS BF H R ER SO BB IBB HBP BLK WP HR S P ERA WHIP	IP WLS BF H R ER SO BB IBB HBP BLK WP HR S P ERA WHIP	IP WLS BF H R ER SO BB IBB HBP BLK WP HR S P ERA WHIP

Batter	1	2	3	4	5	6	7	8	9	AB	R	H	RBI	BB	SO	LOB	BOTTOM				
21 Joe Mather, R OBP: 0.253, SLG: 0.322	F7	G6-3								4	2	1	1	1	1	2	Pittsburgh Pirates @ Chicago Cubs Wrigley Field, Chicago, IL Sun Sep 16 2012, 1:24 PM - 5:27 PM CDT Att: 33,559 - Partly Cloudy - 79 F				
15 Darwin Barney, R OBP: 0.310, SLG: 0.369	G4-3		44 G3-6-3 BB		44 HR	44 HR	12 2B			3	3	2	1	2	0	0					
44 Anthony Rizzo, L OBP: 0.352, SLG: 0.491			G3-6-3		44 HR	44 HR				5	3	3	6	0	1	2					
12 Alfonso Soriano, R OBP: 0.320, SLG: 0.502					44 HR	44 HR				5	1	3	2	0	1	0					
1 Tony Campana, L OBP: 0.307, SLG: 0.298			L5		53 G4-3 13 1B					0	1	0	0	0	0	0					
13 Starlin Castro, R OBP: 0.320, SLG: 0.429										5	1	1	0	0	1	2					
53 Wellington Castillo, R OBP: 0.352, SLG: 0.445										3	0	1	1	1	1	3					
17 Dave Sappelt, R OBP: 0.375, SLG: 0.448										4	0	0	0	0	1	4					
9 David DeJesus, L OBP: 0.356, SLG: 0.401										1	0	1	2	0	0	0					
24 Luis Valbuena, L OBP: 0.315, SLG: 0.354										5	1	1	0	0	1	3					
32 Chris Volstad, R ERA: 5.49										1	0	0	0	0	0	0					
30 Chris Resop, R ERA: 3.6										0	0	0	0	0	0	0					
35 Rick Van Den Hurk, R ERA: 5.4										0	0	0	0	0	0	0					
48 Jared Hughes, R ERA: 3.01										0	0	0	0	0	0	0					
32 Chad Qualls, R ERA: 4.96										0	0	0	0	0	0	0					
Inning Stats	R: 1 E: 0 K: 1 S: 13	H: 2 LOB: 1 BB: 0 P: 20	R: 0 E: 0 K: 1 S: 10	H: 1 LOB: 0 BB: 0 P: 16	R: 0 E: 0 K: 0 S: 6	H: 0 LOB: 0 BB: 1 P: 13	R: 0 E: 1 K: 0 S: 9	H: 0 LOB: 0 BB: 0 P: 13	R: 4 E: 0 K: 1 S: 17	H: 5 LOB: 1 BB: 0 P: 23	R: 5 E: 0 K: 1 S: 20	H: 4 LOB: 2 BB: 2 P: 39	R: 0 E: 0 K: 1 S: 8	H: 0 LOB: 0 BB: 0 P: 13	R: 3 E: 0 K: 2 S: 20	H: 3 LOB: 1 BB: 1 P: 31	1B: 10 2B: 2 3B: 0 HR: 3	SF: 0 SAC: 0 DP: 1 HBP: 1	WP: 1 PB: 0 SB: 1 CS: 0	PA: 44	
PITCHER	IP WLS BF H R ER SO BB IBB HBP BLK WP HR S P ERA WHIP	IP WLS BF H R ER SO BB IBB HBP BLK WP HR S P ERA WHIP	IP WLS BF H R ER SO BB IBB HBP BLK WP HR S P ERA WHIP	IP WLS BF H R ER SO BB IBB HBP BLK WP HR S P ERA WHIP	IP WLS BF H R ER SO BB IBB HBP BLK WP HR S P ERA WHIP	IP WLS BF H R ER SO BB IBB HBP BLK WP HR S P ERA WHIP	IP WLS BF H R ER SO BB IBB HBP BLK WP HR S P ERA WHIP	IP WLS BF H R ER SO BB IBB HBP BLK WP HR S P ERA WHIP	IP WLS BF H R ER SO BB IBB HBP BLK WP HR S P ERA WHIP	IP WLS BF H R ER SO BB IBB HBP BLK WP HR S P ERA WHIP	IP WLS BF H R ER SO BB IBB HBP BLK WP HR S P ERA WHIP	IP WLS BF H R ER SO BB IBB HBP BLK WP HR S P ERA WHIP	IP WLS BF H R ER SO BB IBB HBP BLK WP HR S P ERA WHIP	IP WLS BF H R ER SO BB IBB HBP BLK WP HR S P ERA WHIP	IP WLS BF H R ER SO BB IBB HBP BLK WP HR S P ERA WHIP	IP WLS BF H R ER SO BB IBB HBP BLK WP HR S P ERA WHIP	IP WLS BF H R ER SO BB IBB HBP BLK WP HR S P ERA WHIP	IP WLS BF H R ER SO BB IBB HBP BLK WP HR S P ERA WHIP	IP WLS BF H R ER SO BB IBB HBP BLK WP HR S P ERA WHIP	IP WLS BF H R ER SO BB IBB HBP BLK WP HR S P ERA WHIP	IP WLS BF H R ER SO BB IBB HBP BLK WP HR S P ERA WHIP



Batter	1	2	3	4	5	6	7	8	9	AB	R	H	RBI	BB	SO	LOB	TOP		
6 Starling Marte, R OBP: 0.294, SLG: 0.444	G3		31 2B		G5-3		P6		K2-3	5	1	1	2	0	1	0			
31 Jose Tabata, R OBP: 0.314, SLG: 0.352	G6-3				F9					4	0	2	1	0	0	0			
22 Andrew McCutchen, R OBP: 0.413, SLG: 0.567	K									2	0	0	0	1	2	1			
14 Gaby Sanchez, R OBP: 0.283, SLG: 0.347	F8		F3							4	0	0	0	0	0	3			
24 Pedro Alvarez, L OBP: 0.319, SLG: 0.482	K		K							4	0	0	0	0	3	3			
55 Michael McKenry, R OBP: 0.331, SLG: 0.461	G5-3				K					3	0	1	0	1	1	0			
12 Clint Barmes, R OBP: 0.264, SLG: 0.319										2	1	0	0	1	2	1			
2 Brock Holt, L OBP: 0.351, SLG: 0.396										4	1	1	0	0	2	3			
29 Kevin Correia, R OBP: 0.122, SLG: 0.122										3	0	0	0	0	3	2			
39 Jason Grilli, R OBP: 0.222, SLG: 0.125										0	0	0	0	0	0	0			
19 Jeff Clement, L OBP: 0.222, SLG: 0.125										1	0	0	0	0	1	0			
52 Joel Hanrahan, R OBP: 0.331, SLG: 0.461										0	0	0	0	0	0	0			
Inning Stats	R: 0 H: 0 E: 0 K: 1 S: 11	H: 0 R: 0 ER: 0 LOB: 0 P: 18	R: 0 H: 0 E: 0 K: 1 S: 9	H: 0 R: 0 ER: 0 LOB: 0 P: 17	R: 3 H: 3 E: 0 K: 2 S: 19	H: 3 R: 0 ER: 0 LOB: 2 P: 36	R: 0 H: 0 E: 0 K: 3 S: 10	H: 0 R: 0 ER: 0 LOB: 0 P: 12	R: 0 H: 0 E: 0 K: 1 S: 8	H: 1 R: 0 ER: 0 LOB: 3 P: 26	R: 0 H: 1 E: 0 K: 2 S: 13	H: 1 R: 0 ER: 0 LOB: 1 P: 18	R: 0 H: 0 E: 0 K: 1 S: 10	H: 0 R: 0 ER: 0 LOB: 1 P: 19	R: 0 H: 0 E: 0 K: 3 S: 9	H: 0 R: 0 ER: 0 LOB: 1 P: 13	1B: 3 2B: 1 3B: 1 HR: 0	SF: 0 SAC: 0 DP: 0 HBP: 2	WP: 0 PA: 37 PB: 0 SB: 0 CS: 0
PITCHER	IP WLS BF H R ER SO BB IBB HBP BLK WP HR S P ERA WHIP	IP WLS BF H R ER SO BB IBB HBP BLK WP HR S P ERA WHIP	IP WLS BF H R ER SO BB IBB HBP BLK WP HR S P ERA WHIP	IP WLS BF H R ER SO BB IBB HBP BLK WP HR S P ERA WHIP	IP WLS BF H R ER SO BB IBB HBP BLK WP HR S P ERA WHIP	IP WLS BF H R ER SO BB IBB HBP BLK WP HR S P ERA WHIP	IP WLS BF H R ER SO BB IBB HBP BLK WP HR S P ERA WHIP	IP WLS BF H R ER SO BB IBB HBP BLK WP HR S P ERA WHIP	IP WLS BF H R ER SO BB IBB HBP BLK WP HR S P ERA WHIP	IP WLS BF H R ER SO BB IBB HBP BLK WP HR S P ERA WHIP	IP WLS BF H R ER SO BB IBB HBP BLK WP HR S P ERA WHIP	IP WLS BF H R ER SO BB IBB HBP BLK WP HR S P ERA WHIP	IP WLS BF H R ER SO BB IBB HBP BLK WP HR S P ERA WHIP	IP WLS BF H R ER SO BB IBB HBP BLK WP HR S P ERA WHIP	IP WLS BF H R ER SO BB IBB HBP BLK WP HR S P ERA WHIP	IP WLS BF H R ER SO BB IBB HBP BLK WP HR S P ERA WHIP	IP WLS BF H R ER SO BB IBB HBP BLK WP HR S P ERA WHIP	IP WLS BF H R ER SO BB IBB HBP BLK WP HR S P ERA WHIP	

Pittsburgh Pirates @ Chicago Cubs
Wrigley Field, Chicago, IL
Mon Sep 17 2012, 10:42 PM - 1:28 AM CDT
Att: 33,017 - Overcast - 59 F

AB 32
R 3
H 5
RBI 3
BB 3
SO 15
LOB 13



Batter	1	2	3	4	5	6	7	8	9	AB	R	H	RBI	BB	SO	LOB	BOTTOM		
9 David DeJesus, L OBP: 0.355, SLG: 0.399	K		G3-1			G6-3				3	0	0	0	1	1	2			
24 Luis Valbuena, L OBP: 0.310, SLG: 0.348	K									4	0	0	0	0	2	1			
44 Anthony Rizzo, L OBP: 0.349, SLG: 0.486	K									3	0	0	0	0	1	0			
12 Alfonso Soriano, R OBP: 0.318, SLG: 0.499										3	0	0	0	0	3	0			
13 Starlin Castro, R OBP: 0.318, SLG: 0.427										3	0	0	0	0	0	0			
53 Wellington Castillo, R OBP: 0.345, SLG: 0.435										3	0	0	0	0	0	0			
7 Brett Jackson, L OBP: 0.259, SLG: 0.380										1	0	0	0	1	0	0			
28 Michael Bowden, R OBP: 0.337, SLG: 0.447										0	0	0	0	0	0	0			
60 Manny Corpas, R OBP: 0.337, SLG: 0.447										0	0	0	0	0	0	0			
6 Bryan LaHair, L OBP: 0.337, SLG: 0.447										1	0	0	0	0	1	0			
48 Rafael Dolis, R OBP: 0.333, SLG: 0.419										0	0	0	0	0	0	0			
15 Darwin Barney, R OBP: 0.313, SLG: 0.371										3	0	2	0	0	0	0			
37 Travis Wood, R OBP: 0.174, SLG: 0.304										1	0	0	0	0	0	2			
17 Dave Sappelt, R OBP: 0.353, SLG: 0.419										2	0	0	0	0	0	1			
Inning Stats	R: 0 H: 0 E: 0 K: 3 S: 11	H: 0 R: 0 ER: 0 LOB: 0 P: 15	R: 0 H: 0 E: 0 K: 1 S: 5	H: 0 R: 0 ER: 0 LOB: 0 P: 8	R: 0 H: 1 E: 0 K: 0 S: 8	H: 1 R: 0 ER: 0 LOB: 1 P: 16	R: 0 H: 0 E: 0 K: 1 S: 9	H: 0 R: 0 ER: 0 LOB: 0 P: 13	R: 0 H: 0 E: 0 K: 0 S: 6	H: 1 R: 0 ER: 0 LOB: 0 P: 8	R: 0 H: 0 E: 0 K: 1 S: 10	H: 0 R: 0 ER: 0 LOB: 0 P: 13	R: 0 H: 0 E: 0 K: 1 S: 7	H: 0 R: 0 ER: 0 LOB: 0 P: 11	R: 0 H: 0 E: 0 K: 1 S: 11	H: 0 R: 0 ER: 0 LOB: 1 P: 19	1B: 2 2B: 0 3B: 0 HR: 0	SF: 0 SAC: 0 DP: 2 HBP: 0	WP: 0 PA: 29 PB: 0 SB: 0 CS: 0
PITCHER	IP WLS BF H R ER SO BB IBB HBP BLK WP HR S P ERA WHIP	IP WLS BF H R ER SO BB IBB HBP BLK WP HR S P ERA WHIP	IP WLS BF H R ER SO BB IBB HBP BLK WP HR S P ERA WHIP	IP WLS BF H R ER SO BB IBB HBP BLK WP HR S P ERA WHIP	IP WLS BF H R ER SO BB IBB HBP BLK WP HR S P ERA WHIP	IP WLS BF H R ER SO BB IBB HBP BLK WP HR S P ERA WHIP	IP WLS BF H R ER SO BB IBB HBP BLK WP HR S P ERA WHIP	IP WLS BF H R ER SO BB IBB HBP BLK WP HR S P ERA WHIP	IP WLS BF H R ER SO BB IBB HBP BLK WP HR S P ERA WHIP	IP WLS BF H R ER SO BB IBB HBP BLK WP HR S P ERA WHIP	IP WLS BF H R ER SO BB IBB HBP BLK WP HR S P ERA WHIP	IP WLS BF H R ER SO BB IBB HBP BLK WP HR S P ERA WHIP	IP WLS BF H R ER SO BB IBB HBP BLK WP HR S P ERA WHIP	IP WLS BF H R ER SO BB IBB HBP BLK WP HR S P ERA WHIP	IP WLS BF H R ER SO BB IBB HBP BLK WP HR S P ERA WHIP	IP WLS BF H R ER SO BB IBB HBP BLK WP HR S P ERA WHIP	IP WLS BF H R ER SO BB IBB HBP BLK WP HR S P ERA WHIP	IP WLS BF H R ER SO BB IBB HBP BLK WP HR S P ERA WHIP	

Pittsburgh Pirates @ Chicago Cubs
Wrigley Field, Chicago, IL
Mon Sep 17 2012, 10:42 PM - 1:28 AM CDT
Att: 33,017 - Overcast - 59 F

AB 27
R 0
H 2
RBI 0
BB 2
SO 8
LOB 6



Batter	1	2	3	4	5	6	7	8	9	AB	R	H	RBI	BB	SO	LOB	TOP								
7 Norichika Aoki, L (1,9) OBP: 0.361, SLG: 0.431										3	0	2	2	0	0	0									
23 Rickie Weeks Jr., R (1,4) OBP: 0.333, SLG: 0.409										4	1	1	0	1	2	5									
8 Ryan Braun, R (1,7) OBP: 0.389, SLG: 0.601										4	1	2	1	1	0	4									
16 Aramis Ramirez, R (1,5) OBP: 0.359, SLG: 0.527										5	0	0	0	0	0	4									
20 Jonathan Lucroy, R (1,2) OBP: 0.376, SLG: 0.504										5	1	3	1	0	1	3									
45 Travis Ishikawa, L (1,3) OBP: 0.325, SLG: 0.434										4	1	0	0	0	0	3									
27 Carlos Gómez, R (1,8) OBP: 0.300, SLG: 0.447										4	1	3	0	0	0	0									
9 Jean Segura, R (1,6) OBP: 0.310, SLG: 0.282										4	1	2	2	1	1	2									
49 Yovani Gallardo, R (1,1) OBP: 0.156, SLG: 0.250										3	0	0	0	0	1	5									
51 Jim Henderson, L (7,1)										0	0	0	0	0	0	0									
2 Nyjer Morgan, L (8,PH) OBP: 0.308, SLG: 0.316										1	0	0	0	0	0	1									
50 Kameron Loe, R (8,1)										0	0	0	0	0	0	0									
40 Jose Veras, R (9,1)										0	0	0	0	0	0	0									
Inning Stats	R: 0 H: 0 E: 0 K: 2 S: 15	H: 0 LOB: 2 BB: 1 P: 27	R: 1 H: 2 E: 0 K: 2 S: 14	H: 2 LOB: 3 BB: 1 P: 24	R: 0 H: 0 E: 0 K: 0 S: 6	H: 0 LOB: 0 BB: 0 P: 9	R: 0 H: 0 E: 0 K: 0 S: 6	H: 0 LOB: 0 BB: 0 P: 9	R: 0 H: 2 E: 0 K: 0 S: 7	H: 2 LOB: 1 BB: 0 P: 15	R: 1 H: 3 E: 0 K: 0 S: 5	H: 3 LOB: 1 BB: 0 P: 10	R: 2 H: 3 E: 0 K: 0 S: 15	H: 3 LOB: 1 BB: 0 P: 23	R: 2 H: 2 E: 1 K: 0 S: 10	H: 2 LOB: 1 BB: 1 P: 18	R: 0 H: 1 E: 0 K: 1 S: 15	H: 1 LOB: 2 BB: 0 P: 26	1B: 13 2B: 0 3B: 0 HR: 0	SF: 1 SAC: 0 DP: 3 HBP: 3	WP: 2 PB: 0 SB: 7 CS: 0	PA: 44			
PITCHER	IP WLS BF H R ER SO BB IBB HBP BLK WP HR S P ERA WHIP	IP WLS BF H R ER SO BB IBB HBP BLK WP HR S P ERA WHIP	IP WLS BF H R ER SO BB IBB HBP BLK WP HR S P ERA WHIP	IP WLS BF H R ER SO BB IBB HBP BLK WP HR S P ERA WHIP	IP WLS BF H R ER SO BB IBB HBP BLK WP HR S P ERA WHIP	IP WLS BF H R ER SO BB IBB HBP BLK WP HR S P ERA WHIP	IP WLS BF H R ER SO BB IBB HBP BLK WP HR S P ERA WHIP	IP WLS BF H R ER SO BB IBB HBP BLK WP HR S P ERA WHIP	IP WLS BF H R ER SO BB IBB HBP BLK WP HR S P ERA WHIP	IP WLS BF H R ER SO BB IBB HBP BLK WP HR S P ERA WHIP	IP WLS BF H R ER SO BB IBB HBP BLK WP HR S P ERA WHIP	IP WLS BF H R ER SO BB IBB HBP BLK WP HR S P ERA WHIP	IP WLS BF H R ER SO BB IBB HBP BLK WP HR S P ERA WHIP	IP WLS BF H R ER SO BB IBB HBP BLK WP HR S P ERA WHIP	IP WLS BF H R ER SO BB IBB HBP BLK WP HR S P ERA WHIP	IP WLS BF H R ER SO BB IBB HBP BLK WP HR S P ERA WHIP	IP WLS BF H R ER SO BB IBB HBP BLK WP HR S P ERA WHIP	IP WLS BF H R ER SO BB IBB HBP BLK WP HR S P ERA WHIP	IP WLS BF H R ER SO BB IBB HBP BLK WP HR S P ERA WHIP	IP WLS BF H R ER SO BB IBB HBP BLK WP HR S P ERA WHIP	IP WLS BF H R ER SO BB IBB HBP BLK WP HR S P ERA WHIP	IP WLS BF H R ER SO BB IBB HBP BLK WP HR S P ERA WHIP	IP WLS BF H R ER SO BB IBB HBP BLK WP HR S P ERA WHIP	IP WLS BF H R ER SO BB IBB HBP BLK WP HR S P ERA WHIP	
34 A.J. Burnett, R (1,1) ERA: 3.64	6.0	L	27	7	2	2	4	2	0	2	0	1	0	53	94	3.00	1.500								
44 Tony Watson, L (7,1) ERA: 3.78	0.1		2	1	1	1	0	0	0	0	0	0	0	6	8	27.00	3.000								
32 Chad Qualls, R (7,1) ERA: 5.07	0.2		4	2	1	1	0	0	0	0	0	0	0	9	15	13.50	3.000								
57 Bryan Morris, R (8,1) ERA: 4.5	1.0		6	2	2	1	0	1	0	0	0	1	0	10	18	9.00	3.000								
35 Rick Van Den Hurk, R (9,1) ERA: 21.6	1.0		5	1	0	0	1	0	0	1	0	0	0	15	26	0.00	1.000								
Batter	1	2	3	4	5	6	7	8	9	AB	R	H	RBI	BB	SO	LOB	BOTTOM								
6 Starling Marte, R (1,7) OBP: 0.286, SLG: 0.431										4	0	0	0	0	3	0									
31 Jose Tabata, R (1,9) OBP: 0.313, SLG: 0.349										3	0	0	0	1	1	0									
22 Andrew McCutchen, R (1,8) OBP: 0.410, SLG: 0.562										4	0	0	0	0	0	1									
46 Garrett Jones, L (1,3) OBP: 0.324, SLG: 0.521										4	0	0	0	0	0	0									
18 Neil Walker, S (1,4) OBP: 0.340, SLG: 0.428										4	0	2	0	0	1	0									
24 Pedro Alvarez, L (1,5) OBP: 0.318, SLG: 0.479										3	0	0	0	1	1	2									
12 Clint Barmes, R (1,6) OBP: 0.269, SLG: 0.320										2	0	1	0	0	0	0									
19 Jeff Clement, L (7,PH) OBP: 0.211, SLG: 0.118										1	0	0	0	0	0	2									
57 Bryan Morris, L (8,1) OBP: 0.285, SLG: 0.347										0	0	0	0	0	0	0									
35 Rick Van Den Hurk, R (9,1) OBP: 0.327, SLG: 0.399										0	0	0	0	0	0	0									
23 Travis Snider, L (9,PH) OBP: 0.327, SLG: 0.399										1	0	0	0	0	1	1									
26 Rod Barajas, R (1,2) OBP: 0.277, SLG: 0.332										1	0	0	0	1	0	0									
14 Gabby Sanchez, R (7,PH) OBP: 0.265, SLG: 0.347										0	0	0	0	1	0	0									
69 Jordy Mercer, R (7,FR) OBP: 0.233, SLG: 0.375										0	0	0	0	0	0	0									
34 A.J. Burnett, R (1,1) OBP: 0.102, SLG: 0.054										2	0	0	0	0	1	3									
44 Tony Watson, L (7,1) ERA: 3.69										0	0	0	0	0	0	0									
32 Chad Qualls, R (7,1) ERA: 3.82										0	0	0	0	0	0	0									
55 Michael McKenry, R (7,PH) OBP: 0.329, SLG: 0.479										1	0	0	0	0	0	3									
Inning Stats	R: 0 H: 0 E: 0 K: 1 S: 6	H: 1 LOB: 3 BB: 2 P: 27	R: 0 H: 0 E: 0 K: 1 S: 16	H: 0 LOB: 0 BB: 1 P: 27	R: 0 H: 0 E: 0 K: 1 S: 7	H: 0 LOB: 0 BB: 0 P: 11	R: 0 H: 0 E: 0 K: 1 S: 8	H: 0 LOB: 0 BB: 0 P: 11	R: 0 H: 1 E: 0 K: 1 S: 15	H: 1 LOB: 3 BB: 1 P: 30	R: 0 H: 0 E: 0 K: 1 S: 7	H: 0 LOB: 0 BB: 0 P: 13	R: 0 H: 1 E: 0 K: 1 S: 13	H: 1 LOB: 1 BB: 0 P: 21	1B: 3 2B: 0 3B: 0 HR: 0	SF: 0 SAC: 0 DP: 1 HBP: 0	WP: 0 PB: 0 SB: 0 CS: 0	PA: 34							
PITCHER	IP WLS BF H R ER SO BB IBB HBP BLK WP HR S P ERA WHIP	IP WLS BF H R ER SO BB IBB HBP BLK WP HR S P ERA WHIP	IP WLS BF H R ER SO BB IBB HBP BLK WP HR S P ERA WHIP	IP WLS BF H R ER SO BB IBB HBP BLK WP HR S P ERA WHIP	IP WLS BF H R ER SO BB IBB HBP BLK WP HR S P ERA WHIP	IP WLS BF H R ER SO BB IBB HBP BLK WP HR S P ERA WHIP	IP WLS BF H R ER SO BB IBB HBP BLK WP HR S P ERA WHIP	IP WLS BF H R ER SO BB IBB HBP BLK WP HR S P ERA WHIP	IP WLS BF H R ER SO BB IBB HBP BLK WP HR S P ERA WHIP	IP WLS BF H R ER SO BB IBB HBP BLK WP HR S P ERA WHIP	IP WLS BF H R ER SO BB IBB HBP BLK WP HR S P ERA WHIP	IP WLS BF H R ER SO BB IBB HBP BLK WP HR S P ERA WHIP	IP WLS BF H R ER SO BB IBB HBP BLK WP HR S P ERA WHIP	IP WLS BF H R ER SO BB IBB HBP BLK WP HR S P ERA WHIP	IP WLS BF H R ER SO BB IBB HBP BLK WP HR S P ERA WHIP	IP WLS BF H R ER SO BB IBB HBP BLK WP HR S P ERA WHIP	IP WLS BF H R ER SO BB IBB HBP BLK WP HR S P ERA WHIP	IP WLS BF H R ER SO BB IBB HBP BLK WP HR S P ERA WHIP	IP WLS BF H R ER SO BB IBB HBP BLK WP HR S P ERA WHIP	IP WLS BF H R ER SO BB IBB HBP BLK WP HR S P ERA WHIP	IP WLS BF H R ER SO BB IBB HBP BLK WP HR S P ERA WHIP	IP WLS BF H R ER SO BB IBB HBP BLK WP HR S P ERA WHIP	IP WLS BF H R ER SO BB IBB HBP BLK WP HR S P ERA WHIP	IP WLS BF H R ER SO BB IBB HBP BLK WP HR S P ERA WHIP	IP WLS BF H R ER SO BB IBB HBP BLK WP HR S P ERA WHIP
49 Yovani Gallardo, R (1,1) ERA: 3.59	6.2	W	26	2	0	0	0	4	0	0	0	0	0	3	6	0.00	0.900								
51 Jim Henderson, R (7,1) ERA: 3.69	0.1	H	1	0	0	0	0	0	0	0	0	0	0	3	6	0.00	0.000								
50 Kameron Loe, R (8,1) ERA: 3.82	1.0		3	0	0	0	1	0	0	0	0	0	0	7	13	0.00	0.000								
40 Jose Veras, R (9,1) ERA: 3.9	1.0		4	1	0	0	1	0	0	0	0	0	0	13	21	0.00	1.000								

Milwaukee Brewers @ Pittsburgh Pirates
PNC Park, Pittsburgh, PA
Tue Sep 18 2012, 7:09 PM - 10:31 PM EDT
Att: 15,492 - Cloudy - 61 F

AB 37
R 6
H 13
RBI 6
BB 3
SO 5
LOB 27



Milwaukee Brewers @ Pittsburgh Pirates
PNC Park, Pittsburgh, PA
Tue Sep 18 2012, 7:09 PM - 10:31 PM EDT
Att: 15,492 - Cloudy - 61 F

AB 30
R 0
H 3
RBI 0
BB 4
SO 8
LOB 12



Batter	1	2	3	4	5	6	7	8	9	AB	R	H	RBI	BB	SO	LOB	TOP	
7 Norichika Aoki, L (1.9)										4	1	2	1	0	0	1	Milwaukee Brewers @ Pittsburgh Pirates PNC Park, Pittsburgh, PA Wed Sep 19 2012, 7:07 PM - 10:05 PM EDT Att: 15,337 - Partly Cloudy - 62 F	
23 Rickie Weeks Jr., R (1.4)										4	0	2	0	0	0	2		
8 Ryan Braun, R (1.7)										4	0	1	0	0	1	2		
16 Aramis Ramirez, R (1.5)										3	0	1	0	1	0	3		
20 Jonathan Lucroy, R (1.2)										4	0	1	0	0	1	1		
5 Taylor Green, L (1.3)										4	0	0	0	0	1	4		
45 Travis Ishikawa, L (8.3)										0	0	0	0	0	0	0		
27 Carlos Gómez, R (1.8)										4	0	1	0	0	0	2		
9 Jean Segura, R (1.6)										4	2	2	0	0	0	1		
41 Marco Estrada, R (1.1)										3	0	1	1	0	1	1		
51 Jim Henderson, L (8.1)										0	0	0	0	0	0	0		
22 Logan Schafer, L (9. PH)										1	0	0	0	0	0	0		
59 John Axford, R (9.1)										0	0	0	0	0	0	0		
Inning Stats	R: 1 H: 2 E: 1 K: 1 S: 15	H: 2 LOB: 2 BB: 0 P: 22	R: 0 H: 1 E: 0 K: 1 S: 10	H: 1 LOB: 0 BB: 0 P: 14	R: 0 H: 1 E: 0 K: 0 S: 10	H: 1 LOB: 1 BB: 1 P: 15	R: 0 H: 0 E: 0 K: 0 S: 6	H: 0 LOB: 0 BB: 0 P: 9	R: 1 H: 2 E: 1 K: 1 S: 10	H: 2 LOB: 1 BB: 0 P: 13	R: 0 H: 0 E: 0 K: 1 S: 6	H: 0 LOB: 0 BB: 0 P: 7	R: 0 H: 0 E: 0 K: 0 S: 10	H: 0 LOB: 0 BB: 0 P: 11	1B: 8 2B: 2 3B: 1 HR: 1	SF: 0 SAC: 0 DP: 4 HBP: 0	WP: 0 PB: 0 SB: 1 CS: 1	PA: 36
PITCHER	IP WLS BF H R ER SO BB IBB HBP BLK WP HR S P ERA WHIP																	
60 Kyle McPherson, R (1.1)	4.1 L 19 7 2 2 2 1 0 0 0 0 1 47 71 4.15 1.846																	
30 Chris Resop, R (5.1)	0.2 3 2 0 0 0 0 0 0 0 0 0 7 10 0.00 3.000																	
Jeff Karstens, R (6.1)	3.0 11 2 1 1 2 0 0 0 0 0 0 22 29 3.00 0.667																	
63 Chris Leroux, R (9.1)	1.0 3 0 0 0 0 0 0 0 0 0 0 10 11 0.00 0.000																	

Batter	1	2	3	4	5	6	7	8	9	AB	R	H	RBI	BB	SO	LOB	BOTTOM			
2 Brock Holt, L (1.4)										2	0	0	0	1	0	0	Milwaukee Brewers @ Pittsburgh Pirates PNC Park, Pittsburgh, PA Wed Sep 19 2012, 7:07 PM - 10:05 PM EDT Att: 15,337 - Partly Cloudy - 62 F			
18 Neil Walker, S (8. PH)										0	0	0	0	1	0	0				
68 Jordy Mercer, R (8. PR)										4	0	0	0	0	1	3				
6 Starling Marte, R (1.7)										4	0	0	0	0	1	3				
22 Andrew McCutchen, R (1.8)										4	1	2	1	0	0	0				
46 Garrett Jones, L (1.3)										4	0	0	0	0	0	1				
24 Pedro Alvarez, L (1.5)										4	0	2	0	0	1	0				
55 Michael McKenry, R (1.2)										4	0	1	0	0	1	2				
23 Travis Snider, L (1.9)										4	0	1	0	0	1	2				
12 Clint Barmes, R (1.6)										2	0	0	0	0	1	1				
31 Jose Tabata, R (8. PH)										1	0	0	0	0	1	1				
5 Josh Harrison, R (9.4)										0	0	0	0	0	0	0				
60 Kyle McPherson, R (1.1)										1	0	0	0	0	0	0				
30 Chris Resop, R (5.1)										0	0	0	0	0	0	0				
7 Alex Presley, L (8. PH)										1	0	0	0	0	0	0				
Jeff Karstens, R (6.1)										0	0	0	0	0	0	0				
19 Jeff Clement, L (8. PH)										1	0	0	0	0	0	1				
63 Chris Leroux, L (9.1)										0	0	0	0	0	0	0				
Inning Stats	R: 0 H: 1 E: 0 K: 0 S: 14	H: 1 LOB: 1 BB: 0 P: 16	R: 0 H: 1 E: 0 K: 3 S: 13	H: 1 LOB: 0 BB: 0 P: 21	R: 0 H: 0 E: 0 K: 0 S: 7	H: 0 LOB: 0 BB: 1 P: 12	R: 0 H: 1 E: 0 K: 0 S: 10	H: 1 LOB: 0 BB: 0 P: 12	R: 0 H: 0 E: 0 K: 0 S: 8	H: 0 LOB: 0 BB: 0 P: 12	R: 0 H: 0 E: 0 K: 0 S: 6	H: 0 LOB: 0 BB: 0 P: 10	R: 0 H: 1 E: 0 K: 3 S: 10	H: 1 LOB: 2 BB: 1 P: 18	R: 1 H: 2 E: 0 K: 1 S: 14	H: 2 LOB: 1 BB: 0 P: 23	1B: 4 2B: 1 3B: 0 HR: 1	SF: 0 SAC: 0 DP: 1 HBP: 0	WP: 0 PB: 0 SB: 1 CS: 0	PA: 34
PITCHER	IP WLS BF H R ER SO BB IBB HBP BLK WP HR S P ERA WHIP																			
41 Marco Estrada, R (1.1)	7.0 W 24 3 0 0 4 1 0 0 0 0 0 68 96 0.00 0.571																			
51 Jim Henderson, R (8.1)	1.0 H 5 1 0 0 3 1 0 0 0 0 0 10 18 0.00 2.000																			
59 John Axford, R (9.1)	1.0 S 5 2 1 1 1 0 0 0 0 0 1 14 23 9.00 2.000																			



Batter	1	2	3	4	5	6	7	8	9	AB	R	H	RBI	BB	SO	LOB	TOP								
7 Norichika Aoki, L (1.9) OBP: 0.362, SLG: 0.439										6	2	2	1	0	1	3									
23 Rickie Weeks Jr., R (1.4) OBP: 0.334, SLG: 0.411										5	1	1	2	1	2	1									
8 Ryan Braun, R (1.7) OBP: 0.388, SLG: 0.596										3	1	0	1	1	0	2									
16 Aramis Ramirez, R (1.5) OBP: 0.362, SLG: 0.534										5	2	3	3	0	0	2									
1 Corey Hart, R (1.3) OBP: 0.340, SLG: 0.513										3	0	1	0	0	1	2									
45 Travis Ishikawa, L (5.3) OBP: 0.327, SLG: 0.431										4	0	1	1	0	0	4									
20 Jonathan Lucroy, R (1.2) OBP: 0.371, SLG: 0.500										5	2	3	0	0	1	2									
27 Carlos Gómez, R (1.8) OBP: 0.303, SLG: 0.447										5	2	3	0	0	1	2									
9 Jean Segura, R (1.6) OBP: 0.331, SLG: 0.321										2	1	1	0	2	0	0									
44 Mike Fiers, R (1.1) OBP: 0.303, SLG: 0.447										1	0	0	0	0	0	0									
33 Eric Fournier, R (1.1) OBP: 0.303, SLG: 0.447										1	0	0	0	0	0	0									
53 Brandon Kintzler, R (4.1) OBP: 0.303, SLG: 0.447										1	0	0	0	0	0	0									
14 Jeff Bauman, R (1.1) OBP: 0.303, SLG: 0.447										1	0	0	0	0	0	0									
30 Cameron Loe, R (6.1) OBP: 0.303, SLG: 0.447										1	0	0	0	0	0	0									
40 Jose Veras, R (6.1) OBP: 0.303, SLG: 0.447										1	0	0	0	0	0	0									
26 Manny Parra, L (7.1) OBP: 0.303, SLG: 0.447										1	0	0	0	0	0	0									
22 Logan Soto, R (1.1) OBP: 0.303, SLG: 0.447										1	0	0	0	0	0	0									
32 Chad Qualls, R (8.1) OBP: 0.303, SLG: 0.447										1	0	0	0	0	0	0									
Inning Stats	R: 3 E: 0 K: 1 S: 17	H: 4 LOB: 2 P: 30	R: 0 E: 0 K: 1 S: 12	H: 0 LOB: 0 P: 17	R: 1 E: 0 K: 1 S: 11	H: 1 LOB: 0 P: 15	R: 0 E: 0 K: 0 S: 12	H: 0 LOB: 0 P: 17	R: 0 E: 1 K: 0 S: 10	H: 0 LOB: 1 P: 16	R: 0 E: 0 K: 0 S: 7	H: 1 LOB: 2 P: 16	R: 0 E: 0 K: 0 S: 11	H: 0 LOB: 1 P: 20	R: 4 E: 0 K: 0 S: 18	H: 5 LOB: 2 P: 30	R: 1 E: 0 K: 2 S: 12	H: 2 LOB: 0 P: 16	1B: 8 2B: 3 3B: 1 HR: 1	SF: 1 SAC: 1 DP: 0 HBP: 1	WP: 0 PB: 0 SB: 4 CS: 0	PA: 47			
PITCHER	51 Wandy Rodriguez, L (1.1) ERA: 3.76	48 Jared Hughes, R (5.1) ERA: 2.95	44 Tony Watson, L (6.1) ERA: 3.72	39 Jason Grilli, R (7.1) ERA: 2.91	32 Chad Qualls, R (8.1) ERA: 5.89	PITCHER	30 Chris Resop, R (8.1) ERA: 3.66	63 Chris Leroux, R (9.1) ERA: 7.0	IP	WLS	BF	H	R	ER	SO	BB	IBB	HBP	BLK	WP	HR	S	P	ERA	WHIP
6 Starling Marte, R (1.7) OBP: 0.289, SLG: 0.420																									

Batter	1	2	3	4	5	6	7	8	9	AB	R	H	RBI	BB	SO	LOB	TOP														
6 Starling Marte, R OBP: 0.294, SLG: 0.423	L8		1B			1B	K			4	0	2	0	0	1	1															
12 Clint Barmes, R OBP: 0.285, SLG: 0.326	L9		B2			FC4-6 46 F8 22 1B		K		4	0	0	0	0	1	2															
22 Andrew McCutchen, R OBP: 0.409, SLG: 0.567	G5-3		K			1B		K		4	0	1	0	0	2	1															
46 Garrett Jones, L OBP: 0.317, SLG: 0.515		G1				F8		HR		4	1	1	1	0	1	2															
14 Gaby Sanchez, R OBP: 0.296, SLG: 0.344		K				L9		G4-3		2	0	0	0	1	1	0															
53 James McDonald, L OBP: 0.270, SLG: 0.143										0	0	0	0	0	0	0															
57 Bryan Morris, L										0	0	0	0	0	0	0															
41 Hisanori Takahashi, L										0	0	0	0	0	0	0															
7 Alex Presley, L OBP: 0.262, SLG: 0.307										1	0	0	0	0	0	0															
61 Justin Wilson, L										0	0	0	0	0	0	0															
24 Pedro Alvarez, L OBP: 0.329, SLG: 0.476		1B				K				4	0	1	0	0	2	3															
55 Michael McKenry, R OBP: 0.329, SLG: 0.475		BB				F8		K		3	0	1	0	1	1	0															
2 Brock Holt, L OBP: 0.338, SLG: 0.367		1B				G4-3		E1		4	0	1	0	0	0	1															
49 Jeff Locke, L OBP: 0.125, SLG: 0.125		1B				K		K		2	0	0	0	0	2	3															
31 Jose Tabata, R OBP: 0.312, SLG: 0.347		K				K		K		1	0	0	0	0	1	1															
Inning Stats	R: 0 H: 0 E: 0 K: 0 S: 6	H: 0 LOB: 0 BB: 0 P: 11	R: 0 H: 2 E: 0 K: 2 S: 21	H: 0 LOB: 3 BB: 1 P: 30	R: 0 H: 1 E: 0 K: 1 S: 8	H: 0 LOB: 0 BB: 0 P: 10	R: 0 H: 0 E: 0 K: 1 S: 7	H: 0 LOB: 0 BB: 0 P: 9	R: 0 H: 2 E: 1 K: 3 S: 10	H: 0 LOB: 1 BB: 1 P: 17	R: 0 H: 0 E: 1 K: 3 S: 11	H: 0 LOB: 1 BB: 0 P: 13	R: 1 H: 1 E: 0 K: 2 S: 12	H: 1 LOB: 0 BB: 0 P: 18	R: 0 H: 1 E: 0 K: 1 S: 15	H: 1 LOB: 0 BB: 0 P: 20	1B: 6 2B: 1 3B: 0 HR: 1	SF: 0 SAC: 0 DP: 1 HBP: 0	WP: 0 PB: 0 SB: 0 CS: 1	PA: 35											
PITCHER	IP	WLS	BF	H	R	ER	SO	BB	IBB	HBP	BLK	WP	HR	S	P	ERA	WHIP														
31 Edgar Gonzalez, R ERA: 3.94	1.2		7	1	0	0	1	1	0	0	0	0	0	20	33	0.00	1.200														
43 Fernando Rodriguez Jr., R ERA: 5.46	3.1	W	11	2	0	0	4	0	0	0	0	0	0	34	43	0.00	0.600														
67 Jose Valdez, R ERA: 2.08	0.1	H	3	2	0	0	0	0	0	0	0	0	0	4	6	0.00	6.000														
63 Xavier Cedeño, L ERA: 4.03	0.2	H	3	0	0	0	1	1	0	0	0	0	0	6	11	0.00	1.500														
65 Mickey Storey, R ERA: 4.21	1.0		4	0	0	0	3	0	0	0	0	0	0	11	13	0.00	0.000														
PITCHER	IP	WLS	BF	H	R	ER	SO	BB	IBB	HBP	BLK	WP	HR	S	P	ERA	WHIP														
55 Rhiner Cruz, R ERA: 6.32	1.0		4	1	1	1	2	0	0	0	0	0	0	1	2	0	1	12	18	9.00	1.000										
59 Wilton Lopez, R ERA: 2.2	1.0		3	1	0	0	1	0	0	0	0	0	0	0	15	20	0.00	1.000													

Pittsburgh Pirates @ Houston Astros
Minute Maid Park, Houston, TX
Fri Sep 21 2012, 7:09 PM - 10:33 PM CDT
Att: 17,093 - Clear - 84 F

AB 33
R 1
H 7
RBI 1
BB 2
SO 12
LOB 14



Batter	1	2	3	4	5	6	7	8	9	AB	R	H	RBI	BB	SO	LOB	BOTTOM										
27 Jose Altuve, R OBP: 0.340, SLG: 0.395	K		2B			G6-3		K		4	0	1	1	0	2	1											
2 Brandon Barnes, R OBP: 0.272, SLG: 0.303	HR		K			HBP		K		3	1	1	0	2	2	4											
30 Matt Dominguez, R OBP: 0.317, SLG: 0.494	F9		P6			BB		BB		5	0	0	0	0	0	8											
44 Justin Maxwell, R OBP: 0.317, SLG: 0.477	HR		BB			HR		G6-3		2	2	1	1	1	0	0											
4 Jed Lowrie, S OBP: 0.343, SLG: 0.455	HR		BB			HR		G6-3		3	2	1	3	0	1	2											
9 Marwin Gonzalez, S OBP: 0.278, SLG: 0.325	HR		K			HBP		G6-3		0	0	0	0	0	0	0											
29 Brett Wallace, L OBP: 0.329, SLG: 0.449	G3		P4			HBP		HR		4	2	2	2	0	0	0											
14 J.D. Martinez, R OBP: 0.311, SLG: 0.375			K			HBP		L8		2	0	0	0	0	2	0											
19 Brian Bogusevic, L OBP: 0.294, SLG: 0.293			K			BB		K		1	0	0	0	1	0	0											
18 Chris Snyder, R OBP: 0.302, SLG: 0.316		F8				K		BB		3	0	0	0	1	2	2											
31 Edgar Gonzalez, R			K			BB		K		0	0	0	0	0	0	0											
43 Fernando Rodriguez Jr., R			K			BB		K		1	0	0	0	1	0	0											
13 Brandon Lantz, R										0	0	0	0	0	0	0											
67 Jose Valdez, R										0	0	0	0	0	0	0											
63 Xavier Cedeño, L										0	0	0	0	0	0	0											
46 Scott Moore, L										0	0	0	0	0	0	0											
65 Mickey Storey, R										0	0	0	0	0	0	0											
66 Rhiner Cruz, R										0	0	0	0	0	0	0											
16 Matt Storey, R										0	0	0	0	0	0	0											
69 Wilton Lopez, R										0	0	0	0	0	0	0											
Inning Stats	R: 3 H: 2 E: 0 K: 1 S: 13	H: 2 LOB: 1 BB: 1 P: 20	R: 0 H: 0 E: 0 K: 2 S: 10	H: 0 LOB: 0 BB: 0 P: 14	R: 0 H: 1 E: 0 K: 2 S: 13	H: 1 LOB: 2 BB: 1 P: 22	R: 0 H: 0 E: 0 K: 2 S: 8	H: 0 LOB: 0 BB: 0 P: 12	R: 0 H: 0 E: 0 K: 1 S: 7	H: 0 LOB: 1 BB: 1 P: 15	R: 3 H: 2 E: 0 K: 2 S: 20	H: 2 LOB: 3 BB: 2 P: 37	R: 1 H: 1 E: 0 K: 0 S: 10	H: 1 LOB: 0 BB: 0 P: 15	R: 0 H: 0 E: 0 K: 2 S: 12	H: 0 LOB: 2 BB: 2 P: 23	1B: 1 2B: 1 3B: 1 HR: 3	SF: 0 SAC: 0 DP: 0 HBP: 2	WP: 1 PB: 0 SB: 2 CS: 0	PA: 39							
PITCHER	IP	WLS	BF	H	R	ER	SO	BB	IBB	HBP	BLK	WP	HR	S	P	ERA	WHIP										
49 Jeff Locke, L ERA: 5.47	5.0	L	21	3	3	3	8	3	0	0	0	0	1	51	83	5.40	1.200										
53 James McDonald, R ERA: 4.21	0.0		4	2	3	3	0	1	0	1	0	0	0	6	15	"	"										
57 Bryan Morris, R ERA: 3.0	1.0		5	0	0	0	2	1	0	1	0	0	0	14	22	0.00	1.000										
41 Hisanori Takahashi, L ERA: 5.89	1.0		4	1	1	1	0	0	0	0	0	0	1	10	15	9.00	1.000										
61 Justin Wilson, L ERA: 2.7	1.0		5	0	0	0	2	2	0	0	0	1	0	12	23	0.00	2.000										

Pittsburgh Pirates @ Houston Astros
Minute Maid Park, Houston, TX
Fri Sep 21 2012, 7:09 PM - 10:33 PM CDT
Att: 17,093 - Clear - 84 F


AB 30
R 7
H 6
RBI 7
BB 7
SO 12
LOB 18



Batter	1	2	3	4	5	6	7	8	9	AB	R	H	RBI	BB	SO	LOB	TOP					
6 Starling Marte, R OBP: 0.293, SLG: 0.418										4	0	1	0	0	0	0						
18 Neil Walker, S OBP: 0.339, SLG: 0.424										4	0	1	0	0	1	0						
22 Andrew McCutchen, R OBP: 0.465, SLG: 0.563										4	0	0	0	0	0	2						
46 Garrett Jones, L OBP: 0.317, SLG: 0.511											3	0	0	0	1	2						
14 Gaby Sanchez, R OBP: 0.286, SLG: 0.355										3	1	1	1	0	0	1						
24 Pedro Alvarez, L OBP: 0.320, SLG: 0.475										3	0	1	0	0	0	0						
55 Michael McKenry, R OBP: 0.325, SLG: 0.469										3	0	0	0	0	0	2						
12 Clint Barmes, R OBP: 0.264, SLG: 0.324										3	0	0	0	0	2	0						
29 Kevin Correia, R OBP: 0.116, SLG: 0.116										2	0	0	0	0	1	0						
44 Tony Watson, L OBP: 0.282, SLG: 0.395										0	0	0	0	0	0	0						
52 Joel Hanrahan, R OBP: 0.282, SLG: 0.395										0	0	0	0	0	0	0						
Inning Stats	R: 0 H: 2 E: 0 K: 1 S: 8	H: 2 LOB: 1 BB: 0 P: 15	R: 1 H: 1 E: 0 K: 0 S: 8	H: 1 LOB: 0 BB: 0 P: 10	R: 0 H: 0 E: 0 K: 1 S: 7	H: 0 LOB: 2 BB: 1 P: 10	R: 0 H: 0 E: 0 K: 0 S: 15	H: 0 LOB: 0 BB: 0 P: 24	R: 0 H: 0 E: 0 K: 2 S: 10	H: 0 LOB: 0 BB: 0 P: 13	R: 0 H: 0 E: 0 K: 0 S: 6	H: 0 LOB: 0 BB: 0 P: 7	R: 0 H: 0 E: 0 K: 1 S: 8	H: 0 LOB: 0 BB: 0 P: 13	R: 0 H: 0 E: 0 K: 0 S: 14	H: 0 LOB: 0 BB: 0 P: 18	1B: 3 2B: 0 3B: 0 HR: 1	SF: 0 SAC: 0 DP: 2 HBP: 0	WP: 1 PB: 0 SB: 0 CS: 0	PA: 31		
PITCHER	IP WLS BF H R ER SO BB IBB HBP BLK WP HR S P ERA WHIP	IP WLS BF H R ER SO BB IBB HBP BLK WP HR S P ERA WHIP	IP WLS BF H R ER SO BB IBB HBP BLK WP HR S P ERA WHIP	IP WLS BF H R ER SO BB IBB HBP BLK WP HR S P ERA WHIP	IP WLS BF H R ER SO BB IBB HBP BLK WP HR S P ERA WHIP	IP WLS BF H R ER SO BB IBB HBP BLK WP HR S P ERA WHIP	IP WLS BF H R ER SO BB IBB HBP BLK WP HR S P ERA WHIP	IP WLS BF H R ER SO BB IBB HBP BLK WP HR S P ERA WHIP	IP WLS BF H R ER SO BB IBB HBP BLK WP HR S P ERA WHIP	IP WLS BF H R ER SO BB IBB HBP BLK WP HR S P ERA WHIP	IP WLS BF H R ER SO BB IBB HBP BLK WP HR S P ERA WHIP	IP WLS BF H R ER SO BB IBB HBP BLK WP HR S P ERA WHIP	IP WLS BF H R ER SO BB IBB HBP BLK WP HR S P ERA WHIP	IP WLS BF H R ER SO BB IBB HBP BLK WP HR S P ERA WHIP	IP WLS BF H R ER SO BB IBB HBP BLK WP HR S P ERA WHIP	IP WLS BF H R ER SO BB IBB HBP BLK WP HR S P ERA WHIP	IP WLS BF H R ER SO BB IBB HBP BLK WP HR S P ERA WHIP	IP WLS BF H R ER SO BB IBB HBP BLK WP HR S P ERA WHIP	IP WLS BF H R ER SO BB IBB HBP BLK WP HR S P ERA WHIP	IP WLS BF H R ER SO BB IBB HBP BLK WP HR S P ERA WHIP	IP WLS BF H R ER SO BB IBB HBP BLK WP HR S P ERA WHIP	IP WLS BF H R ER SO BB IBB HBP BLK WP HR S P ERA WHIP

Pittsburgh Pirates @ Houston Astros
Minute Maid Park, Houston, TX
Sat Sep 22 2012, 6:14 PM - 8:59 PM CDT
Att: 17,185 - Roof Closed - 73 F


AB 30
R 1
H 4
RBI 1
BB 1
SO 6
LOB 7



Batter	1	2	3	4	5	6	7	8	9	AB	R	H	RBI	BB	SO	LOB	BOTTOM					
27 Jose Altuve, R OBP: 0.342, SLG: 0.395										2	0	1	0	1	0	0						
46 Scott Moore, L OBP: 0.325, SLG: 0.436										3	1	1	0	0	2	2						
2 Brandon Bames, R OBP: 0.268, SLG: 0.299										1	0	0	0	0	1	2						
29 Brett Wallace, L OBP: 0.327, SLG: 0.445										4	0	1	1	0	1	2						
44 Justin Maxwell, R OBP: 0.313, SLG: 0.470										4	0	0	0	0	3	1						
21 Fernando Martinez, L OBP: 0.282, SLG: 0.404										3	0	0	0	0	2	1						
38 Jimmy Paredes, S OBP: 0.254, SLG: 0.250										0	0	0	0	0	0	0						
59 Wilton Lopez, R OBP: 0.273, SLG: 0.395										3	0	1	0	0	1	0						
4 Jed Lowrie, S OBP: 0.343, SLG: 0.453										3	0	1	0	0	1	0						
23 Tyler Greene, R OBP: 0.273, SLG: 0.395										4	1	1	0	0	1	2						
30 Matt Dominguez, R OBP: 0.314, SLG: 0.482										4	1	1	0	0	1	2						
15 Jason Castro, L OBP: 0.344, SLG: 0.383										3	1	2	3	0	1	1						
60 Dallas Keuchel, L OBP: 0.136, SLG: 0.100										2	0	0	0	0	0	2						
19 Brian Bogusevic, L OBP: 0.296, SLG: 0.293										0	0	0	0	1	0	0						
Inning Stats	R: 1 H: 3 E: 0 K: 2 S: 10	H: 3 LOB: 1 BB: 0 P: 17	R: 0 H: 1 E: 0 K: 2 S: 11	H: 1 LOB: 0 BB: 0 P: 16	R: 0 H: 0 E: 0 K: 1 S: 7	H: 0 LOB: 0 BB: 0 P: 12	R: 0 H: 0 E: 0 K: 1 S: 7	H: 0 LOB: 0 BB: 0 P: 9	R: 0 H: 1 E: 0 K: 1 S: 11	H: 1 LOB: 2 BB: 1 P: 21	R: 0 H: 0 E: 0 K: 2 S: 9	H: 0 LOB: 0 BB: 0 P: 15	R: 3 H: 2 E: 2 K: 1 S: 17	H: 2 LOB: 2 BB: 1 P: 26	R: 0 H: 1 E: 0 K: 2 S: 9	H: 1 LOB: 1 BB: 0 P: 14	1B: 6 2B: 1 3B: 0 HR: 1	SF: 0 SAC: 1 DP: 0 HBP: 0	WP: 1 PB: 0 SB: 1 CS: 1	PA: 34		
PITCHER	IP WLS BF H R ER SO BB IBB HBP BLK WP HR S P ERA WHIP	IP WLS BF H R ER SO BB IBB HBP BLK WP HR S P ERA WHIP	IP WLS BF H R ER SO BB IBB HBP BLK WP HR S P ERA WHIP	IP WLS BF H R ER SO BB IBB HBP BLK WP HR S P ERA WHIP	IP WLS BF H R ER SO BB IBB HBP BLK WP HR S P ERA WHIP	IP WLS BF H R ER SO BB IBB HBP BLK WP HR S P ERA WHIP	IP WLS BF H R ER SO BB IBB HBP BLK WP HR S P ERA WHIP	IP WLS BF H R ER SO BB IBB HBP BLK WP HR S P ERA WHIP	IP WLS BF H R ER SO BB IBB HBP BLK WP HR S P ERA WHIP	IP WLS BF H R ER SO BB IBB HBP BLK WP HR S P ERA WHIP	IP WLS BF H R ER SO BB IBB HBP BLK WP HR S P ERA WHIP	IP WLS BF H R ER SO BB IBB HBP BLK WP HR S P ERA WHIP	IP WLS BF H R ER SO BB IBB HBP BLK WP HR S P ERA WHIP	IP WLS BF H R ER SO BB IBB HBP BLK WP HR S P ERA WHIP	IP WLS BF H R ER SO BB IBB HBP BLK WP HR S P ERA WHIP	IP WLS BF H R ER SO BB IBB HBP BLK WP HR S P ERA WHIP	IP WLS BF H R ER SO BB IBB HBP BLK WP HR S P ERA WHIP	IP WLS BF H R ER SO BB IBB HBP BLK WP HR S P ERA WHIP	IP WLS BF H R ER SO BB IBB HBP BLK WP HR S P ERA WHIP	IP WLS BF H R ER SO BB IBB HBP BLK WP HR S P ERA WHIP	IP WLS BF H R ER SO BB IBB HBP BLK WP HR S P ERA WHIP	IP WLS BF H R ER SO BB IBB HBP BLK WP HR S P ERA WHIP

Pittsburgh Pirates @ Houston Astros
Minute Maid Park, Houston, TX
Sat Sep 22 2012, 6:14 PM - 8:59 PM CDT
Att: 17,185 - Roof Closed - 73 F

AB 31
R 4
H 8
RBI 4
BB 2
SO 12
LOB 13



Batter	1	2	3	4	5	6	7	8	9	AB	R	H	RBI	BB	SO	LOB	TOP		
6 Starling Marte, R OBP: 0.302, SLG: 0.416										3	0	1	0	1	1	0			
7 Alex Presley, L OBP: 0.282, SLG: 0.398										4	0	0	0	0	1	2			
22 Andrew McCutchen, R OBP: 0.496, SLG: 0.952										4	0	0	0	0	1	0			
46 Garrett Jones, L OBP: 0.318, SLG: 0.512										3	0	0	0	0	1	0			
24 Pedro Alvarez, L OBP: 0.323, SLG: 0.476										3	0	2	0	0	1	0			
55 Michael McKenry, R OBP: 0.232, SLG: 0.461										3	0	0	0	0	0	2			
5 Josh Harrison, R OBP: 0.286, SLG: 0.365										3	0	0	0	0	0	2			
12 Clint Barnes, R OBP: 0.264, SLG: 0.320										2	0	0	0	1	0	0			
49 Jeff Locke, L OBP: 0.111, SLG: 0.111 63 Chris Leroux, L OBP: 0.227, SLG: 0.200 19 Jeff Karstens, R OBP: 0.199, SLG: 0.199 57 Bryan Morris, L OBP: 0.171, SLG: 0.171 23 Travis Snider, L OBP: 0.165, SLG: 0.165 32 Chad Qualls, R OBP: 0.161, SLG: 0.161										1	0	0	0	0	1	0			
Inning Stats	R: 0 H: 0 E: 0 K: 2 S: 7	H: 0 LOB: 0 BB: 0 P: 11	R: 0 H: 1 E: 0 K: 1 S: 13	H: 1 LOB: 1 BB: 0 P: 18	R: 0 H: 0 E: 0 K: 1 S: 12	H: 0 LOB: 0 BB: 0 P: 17	R: 0 H: 0 E: 0 K: 1 S: 9	H: 0 LOB: 2 BB: 1 P: 14	R: 0 H: 1 E: 0 K: 0 S: 8	H: 0 LOB: 0 BB: 0 P: 12	R: 0 H: 0 E: 0 K: 1 S: 8	H: 0 LOB: 0 BB: 1 P: 11	R: 0 H: 0 E: 0 K: 0 S: 3	H: 0 LOB: 0 BB: 1 P: 11	1B: 3 2B: 0 3B: 0 HR: 0	SF: 0 SAC: 0 DP: 1 HBP: 0	WP: 0 PB: 0 SB: 0 CS: 1	PA: 30	
PITCHER	IP	WLS	BF	H	R	ER	SO	BB	IBB	HBP	BLK	WP	HR	S	P	ERA	WHIP		
53 Jeremy Hefner, R ERA: 5.32	7.0	W	24	3	0	0	7	1	0	0	0	0	0	65	103	0.00	0.571		
27 Jeury Familia, R ERA: 8.64	2.0		6	0	0	0	1	1	0	0	0	0	0	11	22	0.00	0.500		

Pittsburgh Pirates @ New York Mets
Citi Field, Flushing, NY
Wed Sep 26 2012, 7:12 PM - 9:46 PM EDT
Att: 22,890 - Cloudy - 72 F

AB 28
R 0
H 3
RBI 0
BB 2
SO 8
LOB 8



Batter	1	2	3	4	5	6	7	8	9	AB	R	H	RBI	BB	SO	LOB	BOTTOM		
11 Rubén Tejada, R OBP: 0.343, SLG: 0.358										5	1	4	2	0	0	1			
28 Daniel Murphy, L OBP: 0.334, SLG: 0.406										4	1	2	1	0	2	2			
5 David Wright, R OBP: 0.392, SLG: 0.493										4	1	2	0	0	2				
12 Scott Hairston, R OBP: 0.302, SLG: 0.514										4	1	2	1	0	1	1			
29 Ike Davis, L OBP: 0.303, SLG: 0.452										3	0	0	0	1	2	1			
6 Kelly Shoppach, R OBP: 0.312, SLG: 0.433 27 Jeury Familia, R ERA: 8.64										4	0	1	1	0	1	1			
21 Lucas Duda, L OBP: 0.330, SLG: 0.389 23 Mike Baxter, L OBP: 0.367, SLG: 0.417										4	0	0	0	0	2	2			
56 Andres Torres, S OBP: 0.324, SLG: 0.326										4	2	3	0	0	0	1			
53 Jeremy Hefner, R OBP: 0.059, SLG: 0.235 4 Mike Nickeas, R OBP: 0.246, SLG: 0.234										1	0	0	0	0	1	0			
Inning Stats	R: 0 H: 1 E: 0 K: 1 S: 12	H: 0 LOB: 1 BB: 0 P: 17	R: 0 H: 0 E: 0 K: 2 S: 8	H: 0 LOB: 1 BB: 1 P: 13	R: 4 H: 5 E: 1 K: 2 S: 20	H: 5 LOB: 1 BB: 0 P: 29	R: 1 H: 5 E: 0 K: 0 S: 11	H: 5 LOB: 2 BB: 0 P: 16	R: 0 H: 2 E: 0 K: 1 S: 8	H: 0 LOB: 0 BB: 0 P: 10	R: 0 H: 1 E: 0 K: 0 S: 7	H: 1 LOB: 1 BB: 0 P: 9	R: 0 H: 0 E: 0 K: 0 S: 2	H: 0 LOB: 0 BB: 0 P: 10	1B: 12 2B: 2 3B: 0 HR: 0	SF: 0 SAC: 2 DP: 0 HBP: 0	WP: 0 PB: 0 SB: 2 CS: 1	PA: 37	
PITCHER	IP	WLS	BF	H	R	ER	SO	BB	IBB	HBP	BLK	WP	HR	S	P	ERA	WHIP		
49 Jeff Locke, L ERA: 6.35	3.2	L	20	9	5	5	5	1	0	0	0	0	0	47	70	12.27	2.727		
63 Chris Leroux, R ERA: 9.1	0.1		2	2	0	0	0	0	0	0	0	0	0	4	5	0.00	6.000		
Jeff Karstens, R ERA: 4.01	2.0		8	2	1	1	2	0	0	0	0	0	0	17	29	4.50	1.000		
57 Bryan Morris, R ERA: 2.25	1.0		3	0	0	0	2	0	0	0	0	0	0	8	10	0.00	0.000		
32 Chad Qualls, R ERA: 5.37	1.0		4	1	0	0	0	0	0	0	0	0	0	7	9	0.00	1.000		

Pittsburgh Pirates @ New York Mets
Citi Field, Flushing, NY
Wed Sep 26 2012, 7:12 PM - 9:46 PM EDT
Att: 22,890 - Cloudy - 72 F

AB 34
R 6
H 14
RBI 5
SO 9
LOB 12



Batter	1	2	3	4	5	6	7	8	9	AB	R	H	RBI	BB	SO	LOB	TOP									
15 Wilson Valdez, R OBP: 0.230, SLG: 0.219										4	0	1	0	0	1	3	<p>Cincinnati Reds @ Pittsburgh Pirates</p> <p>PNC Park, Pittsburgh, PA</p> <p>Sat Sep 29 2012, 7:08 PM - 10:17 PM EDT</p> <p>Att: 38,623 - Partly Cloudy - 63 F</p>									
2 Zack Cozart, R OBP: 0.290, SLG: 0.403										4	0	1	0	0	1	2										
19 Joey Votto, L OBP: 0.477, SLG: 0.573										2	0	1	0	2	0	2										
25 Didi Gregorius, L OBP: 0.300, SLG: 0.300										0	0	0	0	0	0	0										
66 Logan Ondrusek, R OBP: 0.150, SLG: 0.150										0	0	0	0	0	0	0										
50 Jonathan Broxton, R OBP: 0.150, SLG: 0.150										0	0	0	0	0	0	0										
27 Scott Rolen, R OBP: 0.319, SLG: 0.387										4	0	1	1	0	0	4										
32 Jay Bruce, L OBP: 0.327, SLG: 0.520										4	0	0	0	0	3	5										
28 Chris Heisey, R OBP: 0.280, SLG: 0.408										3	0	0	0	1	1	1										
30 Dioner Navarro, S OBP: 0.299, SLG: 0.453										3	0	1	0	0	0	0										
6 Drew Stubbs, R OBP: 0.280, SLG: 0.338										4	0	0	0	0	2	2										
44 Mike Leake, R OBP: 0.306, SLG: 0.443										2	0	1	0	0	1	0										
33 Jose Arredondo, R OBP: 0.280, SLG: 0.404										0	0	0	0	0	0	0										
48 Ryan Ludwick, R OBP: 0.350, SLG: 0.535										1	0	1	0	0	0	0										
23 Denis Phipps, R OBP: 0.364, SLG: 0.700										0	1	0	0	0	0	0										
21 Todd Frazier, R OBP: 0.336, SLG: 0.595										0	0	0	0	1	0	0										
Inning Stats	R: 0 E: 0 K: 0 S: 13	H: 2 LOB: 2 BB: 0 P: 21	R: 0 E: 0 K: 1 S: 9	H: 0 LOB: 0 BB: 0 P: 13	R: 0 E: 0 K: 2 S: 12	H: 0 LOB: 0 BB: 0 P: 15	R: 0 E: 0 K: 1 S: 10	H: 0 LOB: 1 BB: 1 P: 19	R: 0 E: 0 K: 1 S: 10	H: 1 LOB: 0 BB: 0 P: 15	R: 0 E: 0 K: 0 S: 6	H: 1 LOB: 0 BB: 0 P: 11	R: 0 E: 0 K: 2 S: 11	H: 1 LOB: 1 BB: 0 P: 17	R: 1 E: 0 K: 2 S: 16	H: 2 LOB: 2 BB: 1 P: 30	R: 0 E: 0 K: 0 S: 14	H: 0 LOB: 2 BB: 2 P: 24	1B: 5 2B: 2 3B: 0 HR: 0	SF: 0 SAC: 2 DP: 1 HBP: 0	WP: 0 PB: 0 SB: 0 CS: 0	PA: 37				
PITCHER	IP: 6.0 ERA: 2.73	WLS: 22 BF: 4	H: 4 R: 0 ER: 0 SO: 5	R: 0 LOB: 0 BB: 0 P: 2	H: 1 R: 1 ER: 2 SO: 2	BB: 0 IBB: 0 HBP: 0 BLK: 0	WP: 0 HR: 0 S: 60 P: 94	ERA: 0.00 WHIP: 0.833	PITCHER	IP: 7.1 ERA: 2.89	WLS: 4 BF: 1	H: 1 R: 0 ER: 0 SO: 2	R: 0 LOB: 0 BB: 0 P: 1	H: 1 R: 1 ER: 1 SO: 2	BB: 0 IBB: 0 HBP: 0 BLK: 0	WP: 0 HR: 0 S: 11 P: 17	ERA: 9.00 WHIP: 2.000	PITCHER	IP: 9.1 ERA: 2.45	WLS: 5 BF: 0	H: 0 R: 0 ER: 0 SO: 0	R: 2 LOB: 0 BB: 0 P: 2	H: 0 R: 0 ER: 0 SO: 0	BB: 0 IBB: 0 HBP: 0 BLK: 0	WP: 0 HR: 0 S: 14 P: 24	ERA: 0.00 WHIP: 2.000

AB	31
R	1
H	7
RBI	1
BB	4
SO	9
LOB	19



Batter	1	2	3	4	5	6	7	8	9	AB	R	H	RBI	BB	SO	LOB	BOTTOM									
7 Alex Presley, L OBP: 0.280, SLG: 0.404										4	0	1	1	0	0	3	<p>Cincinnati Reds @ Pittsburgh Pirates</p> <p>PNC Park, Pittsburgh, PA</p> <p>Sat Sep 29 2012, 7:08 PM - 10:17 PM EDT</p> <p>Att: 38,623 - Partly Cloudy - 63 F</p>									
6 Stirling Marte, R OBP: 0.295, SLG: 0.405										1	0	0	0	0	0	3										
5 Josh Harrison, R OBP: 0.283, SLG: 0.356										4	0	1	0	1	0	0										
22 Andrew McCutchen, R OBP: 0.491, SLG: 0.599										5	1	1	1	0	1	4										
46 Garrett Jones, L OBP: 0.319, SLG: 0.510										4	0	1	0	0	1	3										
39 Jason Grilli, R OBP: 0.280, SLG: 0.404										0	0	0	0	0	0	0										
52 Joel Hanrahan, R OBP: 0.283, SLG: 0.347										4	0	0	0	0	0	1										
24 Pedro Alvarez, L OBP: 0.320, SLG: 0.472										4	0	2	0	0	1	0										
55 Michael McKenry, R OBP: 0.326, SLG: 0.455										2	0	0	0	2	0	3										
12 Clint Barmes, R OBP: 0.265, SLG: 0.320										2	0	1	0	1	0	1										
3 Chase d'Arnaud, R OBP: 0.314, SLG: 0.347										0	1	0	0	0	0	0										
31 Jose Tabata, R OBP: 0.314, SLG: 0.347										1	0	1	0	0	0	0										
60 Kyle McPherson, R OBP: 0.338, SLG: 0.365										1	0	0	0	1	1	0										
48 Jared Hughes, R OBP: 0.265, SLG: 0.371										0	0	0	0	0	0	0										
2 Brock Holt, L OBP: 0.265, SLG: 0.371										0	0	0	0	1	0	0										
69 Jordy Mercer, R OBP: 0.265, SLG: 0.371										0	0	0	0	1	0	0										
Inning Stats	R: 0 E: 0 K: 1 S: 8	H: 1 LOB: 1 BB: 0 P: 14	R: 0 E: 0 K: 0 S: 10	H: 1 LOB: 3 BB: 2 P: 25	R: 0 E: 0 K: 0 S: 6	H: 0 LOB: 0 BB: 0 P: 8	R: 0 E: 0 K: 1 S: 7	H: 0 LOB: 0 BB: 0 P: 11	R: 0 E: 0 K: 0 S: 11	H: 2 LOB: 2 BB: 0 P: 16	R: 1 E: 1 K: 1 S: 14	H: 2 LOB: 2 BB: 1 P: 24	R: 0 E: 1 K: 0 S: 12	H: 1 LOB: 3 BB: 2 P: 23	R: 1 E: 0 K: 0 S: 7	H: 1 LOB: 0 BB: 0 P: 9	1B: 5 2B: 2 3B: 0 HR: 1	SF: 0 SAC: 1 DP: 0 HBP: 0	WP: 1 PB: 0 SB: 0 CS: 0	PA: 39						
PITCHER	IP: 6.0 ERA: 4.58	WLS: 25 BF: 6	H: 4 R: 2 ER: 1 SO: 1	R: 1 LOB: 1 BB: 1 P: 1	H: 0 R: 1 ER: 1 SO: 1	BB: 2 IBB: 0 HBP: 0 BLK: 0	WP: 0 HR: 0 S: 14 P: 24	ERA: 0.00 WHIP: 1.000	PITCHER	IP: 7.1 ERA: 3.0	WLS: 6 BF: 2	H: 2 R: 1 ER: 0 SO: 1	R: 1 LOB: 1 BB: 0 P: 1	H: 1 R: 0 ER: 0 SO: 0	BB: 0 IBB: 0 HBP: 0 BLK: 0	WP: 0 HR: 0 S: 11 P: 17	ERA: 9.00 WHIP: 3.000	PITCHER	IP: 9.1 ERA: 2.37	WLS: 5 BF: 1	H: 1 R: 1 ER: 1 SO: 0	R: 0 LOB: 0 BB: 0 P: 0	H: 0 R: 0 ER: 0 SO: 0	BB: 0 IBB: 0 HBP: 0 BLK: 0	WP: 0 HR: 0 S: 14 P: 24	ERA: 0.00 WHIP: 3.000

AB	32
R	2
H	8
RBI	2
BB	6
SO	4
LOB	18



Batter	1	2	3	4	5	6	7	8	9	AB	R	H	RBI	BB	SO	LOB	TOP			
4 Brandon Phillips, R OBP: 0.323, SLG: 0.434 2 Zack Cozart, R OBP: 0.291, SLG: 0.405										3	1	1	0	0	1	0	Cincinnati Reds @ Pittsburgh Pirates PNC Park, Pittsburgh, PA Sun Sep 30 2012, 1:41 PM - 4:41 PM EDT Att: 32,814 - Cloudy - 55 F			
15 Wilson Valdez, R OBP: 0.234, SLG: 0.224										5	1	2	0	0	2	1				
19 Joey Votto, L OBP: 0.477, SLG: 0.575										4	0	2	1	0	1	1				
21 Todd Frazier, R OBP: 0.333, SLG: 0.500										4	0	0	1	0	1	3				
28 Chris Heisey, R OBP: 0.317, SLG: 0.404 32 Jay Bruce, L OBP: 0.327, SLG: 0.519										3	0	0	0	0	1	1				
43 Miguel Cairo, R OBP: 0.214, SLG: 0.284 26 Xavier Paul, L OBP: 0.380, SLG: 0.470										3	0	2	0	0	0	1				
6 Drew Stubbs, R OBP: 0.278, SLG: 0.335										4	0	0	0	0	1	2				
29 Ryan Hanigan, R OBP: 0.366, SLG: 0.341										3	0	0	0	1	0	0				
47 Johnny Cueto, R OBP: 0.266, SLG: 0.354 63 Sam LeCure, R ERA: 3.44 51 Sean Marshall, L ERA: 2.55 48 Ryan Ludwick, R OBP: 0.321, SLG: 0.393 23 Denis Phipps, R OBP: 0.292, SLG: 0.306 54 Aroldis Chapman, L ERA: 1.53										3	0	0	0	0	3	2				
Inning Stats	R: 0 E: 0 K: 1 S: 16	H: 1 LOB: 1 BB: 0 P: 21	R: 0 E: 0 K: 1 S: 13	H: 1 LOB: 2 BB: 1 P: 18	R: 2 E: 0 K: 1 S: 19	H: 3 LOB: 1 BB: 0 P: 25	R: 0 E: 0 K: 1 S: 9	H: 0 LOB: 0 BB: 0 P: 13	R: 0 E: 0 K: 2 S: 9	H: 1 LOB: 1 BB: 0 P: 12	R: 0 E: 0 K: 2 S: 9	H: 0 LOB: 0 BB: 0 P: 14	R: 0 E: 0 K: 3 S: 11	H: 1 LOB: 1 BB: 0 P: 13	R: 2 E: 0 K: 0 S: 13	H: 3 LOB: 1 BB: 0 P: 18		1B: 5 2B: 4 3B: 0 HR: 1	SF: 0 SAC: 0 DP: 0 HBP: 0	WP: 0 PB: 0 SB: 0 CS: 0
PITCHER	IP: 6.0 WLS: 1 BF: 25	H: 6 R: 2 ER: 2 SO: 7	BB: 1 IBB: 0 HBP: 0 BLK: 0	WP: 0 HR: 0 S: 77 P: 105	ERA: 3.76 WHIP: 1.167	PITCHER														
51 Wandy Rodriguez, L ERA: 3.76	IP: 6.0 WLS: 1 BF: 25	H: 6 R: 2 ER: 2 SO: 7	BB: 1 IBB: 0 HBP: 0 BLK: 0	WP: 0 HR: 0 S: 77 P: 105	ERA: 3.76 WHIP: 1.167															
44 Tony Watson, L ERA: 3.44	IP: 1.0 WLS: 0 BF: 3	H: 0 R: 0 ER: 0 SO: 2	BB: 0 IBB: 0 HBP: 0 BLK: 0	WP: 0 HR: 0 S: 9 P: 14	ERA: 0.00 WHIP: 0.000															
39 Jason Grilli, R ERA: 2.91	IP: 1.0 WLS: 0 BF: 4	H: 1 R: 0 ER: 0 SO: 3	BB: 0 IBB: 0 HBP: 0 BLK: 0	WP: 0 HR: 0 S: 11 P: 13	ERA: 0.00 WHIP: 1.000															
52 Joel Hanrahan, R ERA: 2.72	IP: 1.0 WLS: 0 BF: 6	H: 3 R: 2 ER: 2 SO: 0	BB: 0 IBB: 0 HBP: 0 BLK: 0	WP: 0 HR: 1 S: 13 P: 18	ERA: 18.00 WHIP: 3.000															

AB	37
R	4
H	10
RBI	4
BB	1
SO	12
LOB	12



Batter	1	2	3	4	5	6	7	8	9	AB	R	H	RBI	BB	SO	LOB	BOTTOM					
7 Alex Presley, L OBP: 0.279, SLG: 0.405 6 Staring Marte, R OBP: 0.293, SLG: 0.403										4	1	1	0	0	0	0	Cincinnati Reds @ Pittsburgh Pirates PNC Park, Pittsburgh, PA Sun Sep 30 2012, 1:41 PM - 4:41 PM EDT Att: 32,814 - Cloudy - 55 F					
5 Josh Harrison, R OBP: 0.280, SLG: 0.351										3	1	0	0	0	1	1						
22 Andrew McCutchen, R OBP: 0.462, SLG: 0.557										3	0	1	1	1	1	1						
46 Garrett Jones, L OBP: 0.319, SLG: 0.515 14 Gaby Sanchez, R OBP: 0.293, SLG: 0.346										3	1	1	2	0	2	2						
24 Pedro Alvarez, L OBP: 0.319, SLG: 0.470										4	0	1	0	0	0	1						
23 Travis Snider, L OBP: 0.311, SLG: 0.370 31 Jose Tabata, R OBP: 0.316, SLG: 0.347										3	0	0	0	0	2	1						
12 Clint Barmes, R OBP: 0.267, SLG: 0.320										3	0	1	0	1	0	0						
26 Rod Barajas, R OBP: 0.285, SLG: 0.346 3 Chase d'Arnaud, R OBP: 0.316, SLG: 0.347										4	0	2	0	0	1	0						
51 Wandy Rodriguez, S OBP: 0.266, SLG: 0.354 44 Tony Watson, L ERA: 3.44 2 Brock Holt, L OBP: 0.251, SLG: 0.359 39 Jason Grilli, R ERA: 2.91 52 Joel Hanrahan, R ERA: 2.72 55 Michael McKenry, R OBP: 0.320, SLG: 0.451										2	0	0	0	0	0	2						
Inning Stats	R: 0 E: 0 K: 2 S: 14	H: 0 LOB: 1 BB: 1 P: 22	R: 0 E: 0 K: 1 S: 10	H: 2 LOB: 2 BB: 0 P: 14	R: 2 E: 1 K: 1 S: 9	H: 2 LOB: 1 BB: 0 P: 13	R: 0 E: 0 K: 0 S: 8	H: 0 LOB: 0 BB: 0 P: 11	R: 1 E: 0 K: 1 S: 12	H: 2 LOB: 1 BB: 0 P: 15	R: 0 E: 0 K: 1 S: 9	H: 0 LOB: 0 BB: 0 P: 13	R: 0 E: 0 K: 0 S: 6	H: 0 LOB: 0 BB: 0 P: 10	R: 0 E: 0 K: 1 S: 9	H: 0 LOB: 0 BB: 0 P: 15		R: 0 E: 1 K: 2 S: 9	H: 1 LOB: 2 BB: 2 P: 22	1B: 5 2B: 1 3B: 0 HR: 1	SF: 0 SAC: 1 DP: 0 HBP: 0	WP: 0 PB: 0 SB: 0 CS: 0
PITCHER	IP: 7.0 WLS: 1 BF: 29	H: 6 R: 3 ER: 1 SO: 6	BB: 1 IBB: 0 HBP: 0 BLK: 0	WP: 0 HR: 1 S: 68 P: 98	ERA: 1.29 WHIP: 1.000	PITCHER																
47 Johnny Cueto, R ERA: 2.78	IP: 7.0 WLS: 1 BF: 29	H: 6 R: 3 ER: 1 SO: 6	BB: 1 IBB: 0 HBP: 0 BLK: 0	WP: 0 HR: 1 S: 68 P: 98	ERA: 1.29 WHIP: 1.000																	
63 Sam LeCure, R ERA: 3.21	IP: 0.1 WLS: 0 BF: 1	H: 0 R: 0 ER: 0 SO: 1	BB: 0 IBB: 0 HBP: 0 BLK: 0	WP: 0 HR: 0 S: 3 P: 5	ERA: 0.00 WHIP: 0.000																	
51 Sean Marshall, L ERA: 2.55	IP: 0.2 WLS: 0 BF: 2	H: 0 R: 0 ER: 0 SO: 0	BB: 0 IBB: 0 HBP: 0 BLK: 0	WP: 0 HR: 0 S: 6 P: 10	ERA: 0.00 WHIP: 0.000																	
54 Aroldis Chapman, L ERA: 1.53	IP: 1.0 WLS: 0 BF: 5	H: 1 R: 0 ER: 0 SO: 2	BB: 2 IBB: 0 HBP: 0 BLK: 0	WP: 0 HR: 0 S: 9 P: 22	ERA: 0.00 WHIP: 3.000																	

AB	33
R	3
H	7
RBI	3
BB	3
SO	9
LOB	12



Batter	1	2	3	4	5	6	7	8	9	AB	R	H	RBI	BB	SO	LOB	TOP						
24 Michael Bourn, L (1,8) OBP: 0.349, SLG: 0.394										3	1	1	0	1	2	0	Atlanta Braves @ Pittsburgh Pirates PNC Park, Pittsburgh, PA Mon Oct 01 2012, 7:08 PM - 9:45 PM EDT Att: 15,009 - Cloudy - 62 F						
14 Martin Prado, R (1,4) OBP: 0.360, SLG: 0.438										2	0	0	0	2	0	1							
22 Jason Heyward, L (1,9) OBP: 0.334, SLG: 0.478										4	0	1	1	0	0	1							
10 Chipper Jones, S (1,5) OBP: 0.376, SLG: 0.453										3	0	0	0	1	0	0							
5 Freddie Freeman, L (1,3) OBP: 0.343, SLG: 0.460										3	0	0	0	1	1	3							
13 Jose Constanza, L (9, PR) OBP: 0.321, SLG: 0.271										0	0	0	0	0	0	0							
11 Reed Johnson, R (1,7) OBP: 0.332, SLG: 0.393										2	0	0	0	1	2	0							
27 Lyle Overbay, L (9, PH) OBP: 0.325, SLG: 0.389										1	0	0	0	0	0	1							
16 Brian McCann, L (1,2) OBP: 0.297, SLG: 0.396										4	0	0	0	0	1	3							
19 Andrelton Simmons, R (1,6) OBP: 0.343, SLG: 0.428										3	0	0	0	0	0	0							
17 Paul Maholm, L (1,1) OBP: 0.092, SLG: 0.111										2	0	0	0	0	2	0							
2 Jeff Baker, R (8, PH) OBP: 0.285, SLG: 0.389										1	0	0	0	0	0	0							
58 Peter Moylan, R (8, 1)										0	0	0	0	0	0	0							
Inning Stats	R: 0 E: 0 K: 1 S: 9	H: 0 LOB: 0 BB: 0 P: 10	R: 0 E: 0 K: 0 S: 8	H: 0 LOB: 1 BB: 2 P: 19	R: 1 E: 0 K: 1 S: 16	H: 2 LOB: 3 BB: 2 P: 31	R: 0 E: 0 K: 2 S: 7	H: 0 LOB: 0 BB: 0 P: 11	R: 0 E: 0 K: 1 S: 10	H: 0 LOB: 0 BB: 0 P: 16	R: 0 E: 0 K: 1 S: 12	H: 0 LOB: 0 BB: 0 P: 17	R: 0 E: 0 K: 1 S: 9	H: 0 LOB: 0 BB: 0 P: 14	R: 0 E: 0 K: 1 S: 12	H: 0 LOB: 1 BB: 2 P: 22	R: 0 E: 1 K: 0 S: 7	H: 0 LOB: 1 BB: 0 P: 10	1B: 2 2B: 0 3B: 0 HR: 0	SF: 0 SAC: 0 DP: 1 HBP: 0	WP: 0 PB: 0 SB: 0 CS: 1	PA: 34	
PITCHER	IP WLS BF H R ER SO BB IBB HBP BLK WP HR S P ERA WHIP	IP WLS BF H R ER SO BB IBB HBP BLK WP HR S P ERA WHIP	IP WLS BF H R ER SO BB IBB HBP BLK WP HR S P ERA WHIP	IP WLS BF H R ER SO BB IBB HBP BLK WP HR S P ERA WHIP	IP WLS BF H R ER SO BB IBB HBP BLK WP HR S P ERA WHIP	IP WLS BF H R ER SO BB IBB HBP BLK WP HR S P ERA WHIP	IP WLS BF H R ER SO BB IBB HBP BLK WP HR S P ERA WHIP	IP WLS BF H R ER SO BB IBB HBP BLK WP HR S P ERA WHIP	IP WLS BF H R ER SO BB IBB HBP BLK WP HR S P ERA WHIP	IP WLS BF H R ER SO BB IBB HBP BLK WP HR S P ERA WHIP	IP WLS BF H R ER SO BB IBB HBP BLK WP HR S P ERA WHIP	IP WLS BF H R ER SO BB IBB HBP BLK WP HR S P ERA WHIP	IP WLS BF H R ER SO BB IBB HBP BLK WP HR S P ERA WHIP	IP WLS BF H R ER SO BB IBB HBP BLK WP HR S P ERA WHIP	IP WLS BF H R ER SO BB IBB HBP BLK WP HR S P ERA WHIP	IP WLS BF H R ER SO BB IBB HBP BLK WP HR S P ERA WHIP	IP WLS BF H R ER SO BB IBB HBP BLK WP HR S P ERA WHIP	IP WLS BF H R ER SO BB IBB HBP BLK WP HR S P ERA WHIP	IP WLS BF H R ER SO BB IBB HBP BLK WP HR S P ERA WHIP	IP WLS BF H R ER SO BB IBB HBP BLK WP HR S P ERA WHIP	IP WLS BF H R ER SO BB IBB HBP BLK WP HR S P ERA WHIP	IP WLS BF H R ER SO BB IBB HBP BLK WP HR S P ERA WHIP	IP WLS BF H R ER SO BB IBB HBP BLK WP HR S P ERA WHIP

AB 28
R 1
H 2
RBI 1
BB 6
SO 8
LOB 9



Batter	1	2	3	4	5	6	7	8	9	AB	R	H	RBI	BB	SO	LOB	BOTTOM						
6 Starling Marte, R (1,7) OBP: 0.298, SLG: 0.437										4	2	2	1	0	2	0	Atlanta Braves @ Pittsburgh Pirates PNC Park, Pittsburgh, PA Mon Oct 01 2012, 7:08 PM - 9:45 PM EDT Att: 15,009 - Cloudy - 62 F						
3 Chase d'Arnaud, R (1,4) OBP: 0.107, SLG: 0.107										4	0	0	1	0	2	0							
69 Jordy Mercer, R (9,4) OBP: 0.265, SLG: 0.371										0	0	0	0	0	0	0							
22 Andrew McCutchen, R (1,8) OBP: 0.462, SLG: 0.555										3	0	1	0	1	1	0							
14 Gaby Sanchez, R (1,3) OBP: 0.279, SLG: 0.341										4	0	0	0	0	1	2							
55 Michael McKenry, R (1,2) OBP: 0.325, SLG: 0.449										2	0	0	0	1	0	0							
24 Pedro Alvarez, L (1,5) OBP: 0.318, SLG: 0.467										3	0	0	0	0	1	1							
31 Jose Tabata, R (1,9) OBP: 0.316, SLG: 0.349										3	0	1	0	0	0	1							
12 Clint Barmes, R (1,6) OBP: 0.270, SLG: 0.321										2	0	1	0	1	0	0							
49 Jeff Locke, L (1,1) OBP: 0.091, SLG: 0.091										2	0	0	0	0	2	4							
Jeff Karstens, R (7, 1) OBP: 0.107, SLG: 0.107										0	0	0	0	0	0	0							
5 Josh Harrison, R (7, PH) OBP: 0.279, SLG: 0.350										1	0	0	0	0	0	0							
44 Tony Watson, L (8, 1)										0	0	0	0	0	0	0							
48 Jared Hughes, R (9, 1)										0	0	0	0	0	0	0							
Inning Stats	R: 0 E: 0 K: 2 S: 10	H: 0 LOB: 1 BB: 1 P: 15	R: 0 E: 0 K: 2 S: 12	H: 1 LOB: 2 BB: 1 P: 24	R: 1 E: 0 K: 2 S: 9	H: 1 LOB: 0 BB: 0 P: 12	R: 0 E: 0 K: 1 S: 9	H: 1 LOB: 2 BB: 1 P: 13	R: 1 E: 0 K: 0 S: 10	H: 2 LOB: 0 BB: 0 P: 15	R: 0 E: 0 K: 0 S: 8	H: 0 LOB: 0 BB: 0 P: 13	R: 0 E: 0 K: 1 S: 7	H: 0 LOB: 0 BB: 0 P: 13	R: 0 E: 0 K: 1 S: 6	H: 0 LOB: 0 BB: 0 P: 9	R: 0 E: 0 K: 1 S: 6	H: 0 LOB: 0 BB: 0 P: 9	1B: 1 2B: 3 3B: 1 HR: 1	SF: 0 SAC: 0 DP: 1 HBP: 0	WP: 0 PB: 0 SB: 0 CS: 0	PA: 31	
PITCHER	IP WLS BF H R ER SO BB IBB HBP BLK WP HR S P ERA WHIP	IP WLS BF H R ER SO BB IBB HBP BLK WP HR S P ERA WHIP	IP WLS BF H R ER SO BB IBB HBP BLK WP HR S P ERA WHIP	IP WLS BF H R ER SO BB IBB HBP BLK WP HR S P ERA WHIP	IP WLS BF H R ER SO BB IBB HBP BLK WP HR S P ERA WHIP	IP WLS BF H R ER SO BB IBB HBP BLK WP HR S P ERA WHIP	IP WLS BF H R ER SO BB IBB HBP BLK WP HR S P ERA WHIP	IP WLS BF H R ER SO BB IBB HBP BLK WP HR S P ERA WHIP	IP WLS BF H R ER SO BB IBB HBP BLK WP HR S P ERA WHIP	IP WLS BF H R ER SO BB IBB HBP BLK WP HR S P ERA WHIP	IP WLS BF H R ER SO BB IBB HBP BLK WP HR S P ERA WHIP	IP WLS BF H R ER SO BB IBB HBP BLK WP HR S P ERA WHIP	IP WLS BF H R ER SO BB IBB HBP BLK WP HR S P ERA WHIP	IP WLS BF H R ER SO BB IBB HBP BLK WP HR S P ERA WHIP	IP WLS BF H R ER SO BB IBB HBP BLK WP HR S P ERA WHIP	IP WLS BF H R ER SO BB IBB HBP BLK WP HR S P ERA WHIP	IP WLS BF H R ER SO BB IBB HBP BLK WP HR S P ERA WHIP	IP WLS BF H R ER SO BB IBB HBP BLK WP HR S P ERA WHIP	IP WLS BF H R ER SO BB IBB HBP BLK WP HR S P ERA WHIP	IP WLS BF H R ER SO BB IBB HBP BLK WP HR S P ERA WHIP	IP WLS BF H R ER SO BB IBB HBP BLK WP HR S P ERA WHIP	IP WLS BF H R ER SO BB IBB HBP BLK WP HR S P ERA WHIP	IP WLS BF H R ER SO BB IBB HBP BLK WP HR S P ERA WHIP

AB 28
R 2
H 5
RBI 2
BB 3
SO 9
LOB 8



Batter	1	2	3	4	5	6	7	8	9	AB	R	H	RBI	BB	SO	LOB	TOP				
24 Michael Bourn, L (1,8) OBP: 0.348, SLG: 0.392										3	0	0	0	0	2	2	Atlanta Braves @ Pittsburgh Pirates PNC Park, Pittsburgh, PA Tue Oct 02 2012, 7:08 PM - 9:44 PM EDT Att: 15,727 - Cloudy - 73 F				
20 Eric Hinske, L (5,7)										1	0	1	0	0	0						
1 Tyler Pastornicky, R (1,4) (7,6)										4	0	1	0	0	0	2					
19 Andrelton Simmons, R (1,6) OBP: 0.337, SLG: 0.420										3	0	0	0	0	0	0					
50 Cristhian Martinez, R (7,1)										0	0	0	0	0	0	0					
5 Freddie Freeman, L (8,PH) OBP: 0.343, SLG: 0.459										1	0	0	0	0	1	1					
32 Chad Durbin, R (8,1)										0	0	0	0	0	0	0					
27 Lyle Overbay, L (1,3) OBP: 0.331, SLG: 0.397										3	1	1	0	1	0	1					
8 David Ross, R (1,2) OBP: 0.321, SLG: 0.449										3	0	1	0	0	0	2					
7 J.C. Boscan, R (6,PR) OBP: 0.125, SLG: 0.125										1	0	0	0	0	0	1					
25 Juan Francisco, L (1,5) OBP: 0.284, SLG: 0.441										4	0	1	1	0	2	2					
2 Jeff Baker, R (1,9) (7,4)										4	0	0	0	0	3	2					
13 Jose Constanza, L (1,7) (5,8)										4	0	2	0	0	0	0					
48 Tommy Hanson, R (1,1) OBP: 0.059, SLG: 0.020										0	0	0	0	0	0	0					
11 Reed Johnson, R (7,PH) OBP: 0.334, SLG: 0.396										1	0	1	0	0	0	0					
Inning Stats	R: 0 E: 0 K: 1 S: 11	H: 0 LOB: 0 BB: 0 P: 16	R: 0 E: 0 K: 1 S: 11	H: 0 LOB: 1 BB: 1 P: 21	R: 0 E: 0 K: 1 S: 8	H: 1 LOB: 1 BB: 0 P: 12	R: 1 E: 0 K: 1 S: 8	H: 2 LOB: 1 BB: 0 P: 13	R: 0 E: 0 K: 0 S: 8	H: 1 LOB: 1 BB: 0 P: 13	R: 0 E: 0 K: 1 S: 8	H: 1 LOB: 2 BB: 0 P: 14	R: 0 E: 0 K: 1 S: 9	H: 1 LOB: 1 BB: 0 P: 15	R: 0 E: 0 K: 2 S: 10	H: 0 LOB: 0 BB: 0 P: 15	1B: 5 2B: 3 3B: 0 HR: 0	SF: 0 SAC: 2 DP: 0 HBP: 0	WP: 1 PB: 0 SB: 0 CS: 0	PA: 35	
PITCHER	IP	WLS	BF	H	R	ER	SO	BB	IBB	HBP	BLK	WP	HR	S	P	ERA	WHIP				
29 Kevin Correia, R (1,1) ERA: 4.21	6.2	W	27	6	1	1	5	1	0	0	0	0	0	61	97	1.35	1.050				
61 Justin Wilson, L (7,1) ERA: 1.53	0.1		1	1	0	0	0	0	0	0	0	0	0	3	5	0.00	3.000				
30 Chris Resop, R (8,1) ERA: 3.91	1.0		4	1	0	0	1	0	0	0	0	1	0	9	12	0.00	1.000				
57 Bryan Morris, R (9,1) ERA: 1.8	1.0		3	0	0	0	2	0	0	0	0	0	0	10	15	0.00	0.000				

AB	32
R	1
H	8
RBI	1
BB	1
SO	8
LOB	13



Batter	1	2	3	4	5	6	7	8	9	AB	R	H	RBI	BB	SO	LOB	BOTTOM						
6 Starling Marte, R (1,7) OBP: 0.307, SLG: 0.448										5	2	3	0	0	1	1	Atlanta Braves @ Pittsburgh Pirates PNC Park, Pittsburgh, PA Tue Oct 02 2012, 7:08 PM - 9:44 PM EDT Att: 15,727 - Cloudy - 73 F						
7 Alex Presley, L (1,9)										4	1	2	1	0	0	2							
22 Andrew McCutchen, R (1,8)										4	0	0	1	0	2	2							
46 Garrett Jones, L (1,3) OBP: 0.318, SLG: 0.519										4	1	1	2	0	0	1							
14 Gaby Sanchez, R (9,3) OBP: 0.279, SLG: 0.341										0	0	0	0	0	0	0							
55 Michael McKenry, R (1,2) OBP: 0.320, SLG: 0.442										4	0	0	0	0	2	0							
24 Pedro Alvarez, L (1,5) OBP: 0.319, SLG: 0.469										4	0	2	0	0	0	1							
5 Josh Harrison, R (1,4) OBP: 0.278, SLG: 0.346										3	1	0	0	0	0	2							
69 Jordy Mercer, R (9,4) OBP: 0.265, SLG: 0.371										0	0	0	0	0	0	0							
12 Clint Barmes, R (1,6) OBP: 0.272, SLG: 0.321										3	0	1	1	1	1	0							
29 Kevin Correia, R (1,1) ERA: 4.48	6.0	L	29	9	5	5	6	0	1	1	0	0	0	0	0	0	Atlanta Braves @ Pittsburgh Pirates PNC Park, Pittsburgh, PA Tue Oct 02 2012, 7:08 PM - 9:44 PM EDT Att: 15,727 - Cloudy - 73 F						
61 Justin Wilson, L (7,1) ERA: 3.91	1.0		4	0	0	0	1	0	0	0	0	0	0	0	0	0							
30 Chris Resop, R (8,1) ERA: 3.91	1.0		4	1	0	0	2	0	0	0	0	0	0	0	0	0							
23 Travis Snider, L (8,PH) OBP: 0.278, SLG: 0.346	1.0		4	1	0	0	2	0	0	0	0	0	0	0	0	0							
3 Chase d'Arnaud, R (8,PH) OBP: 0.278, SLG: 0.346	1.0		4	1	0	0	2	0	0	0	0	0	0	0	0	0							
57 Bryan Morris, L (9,1) ERA: 1.8	1.0		4	1	0	0	2	0	0	0	0	0	0	0	0	0							
Inning Stats	R: 1 E: 0 K: 0 S: 9	H: 1 LOB: 0 BB: 0 P: 11	R: 1 E: 0 K: 2 S: 11	H: 1 LOB: 1 BB: 0 P: 13	R: 0 E: 0 K: 0 S: 9	H: 1 LOB: 1 BB: 0 P: 11	R: 0 E: 0 K: 1 S: 8	H: 1 LOB: 2 BB: 1 P: 14	R: 3 E: 0 K: 2 S: 16	H: 4 LOB: 1 BB: 0 P: 22	R: 0 E: 0 K: 1 S: 14	H: 1 LOB: 1 BB: 0 P: 20	R: 0 E: 1 K: 1 S: 9	H: 0 LOB: 1 BB: 0 P: 11	R: 0 E: 0 K: 2 S: 10	H: 1 LOB: 2 BB: 0 P: 14		1B: 6 2B: 3 3B: 0 HR: 1	SF: 0 SAC: 0 DP: 0 HBP: 1	WP: 0 PB: 0 SB: 4 CS: 0	PA: 37		
PITCHER	IP	WLS	BF	H	R	ER	SO	BB	IBB	HBP	BLK	WP	HR	S	P	ERA		WHIP					
48 Tommy Hanson, R (1,1) ERA: 4.48	6.0	L	29	9	5	5	6	0	1	1	0	0	0	0	0	0		7.50	1.500				
50 Cristhian Martinez, R (7,1) ERA: 3.91	1.0		4	0	0	0	1	0	0	0	0	0	0	9	11	0.00		0.000					
32 Chad Durbin, R (8,1) ERA: 3.1	1.0		4	1	0	0	2	0	0	0	0	0	0	10	14	0.00	1.000						

AB	35
R	5
H	10
RBI	5
BB	1
SO	9
LOB	12



Batter	1	2	3	4	5	6	7	8	9	AB	R	H	RBI	BB	SO	LOB	TOP									
24 Michael Bourn, L (1,8) OBP: 0.348, SLG: 0.391 13 Jose Constanza, L (4,8) OBP: 0.321, SLG: 0.276										1	1	0	0	1	0	0	Atlanta Braves @ Pittsburgh Pirates PNC Park, Pittsburgh, PA Wed Oct 03 2012, 12:38 PM - 3:27 PM EDT Att: 20,615 - Cloudy - 69 F livebaseballscorecards.com									
14 Martin Prado, R (1,7) OBP: 0.359, SLG: 0.438 56 Julio Teheran, R (3,1) OBP: 0.240, SLG: 0.240 40 Randall Delgado, R (5,1) OBP: 0.377, SLG: 0.455 10 Chipper Jones, S (6,PH) OBP: 0.337, SLG: 0.399 11 Reed Johnson, R (6,9) OBP: 0.337, SLG: 0.399										1	0	0	1	0	0	0										
22 Jason Heyward, L (1,9) OBP: 0.335, SLG: 0.479 53 Cory Gearrin, R (6,1) OBP: 0.272, SLG: 0.311 20 Eric Hinske, L (7,PH) OBP: 0.272, SLG: 0.311										3	2	2	0	0	0	0										
5 Freddie Freeman, L (1,3) OBP: 0.340, SLG: 0.456 34 Eric O'Flaherty, L (7,1) OBP: 0.287, SLG: 0.325 39 Jonny Venters, R (8,1) OBP: 0.287, SLG: 0.325 1 Tyler Pastornicky, R (9,6) OBP: 0.287, SLG: 0.325										4	0	0	0	0	2	5										
26 Dan Uggla, R (1,4) OBP: 0.348, SLG: 0.384 16 Brian McCann, L (1,2) OBP: 0.300, SLG: 0.399 7 J.C. Boscan, R (5,2) OBP: 0.200, SLG: 0.200										3	0	1	1	1	2	0										
19 Andrelton Simmons, R (1,6) OBP: 0.335, SLG: 0.416 46 Craig Kimbrel, R (9,1) OBP: 0.200, SLG: 0.200										2	0	2	0	0	0	0										
30 Ben Sheets, R (1,1) OBP: 0.300, SLG: 0.399 43 Luis Avilan, L (2,1) OBP: 0.333, SLG: 0.333 2 Jeff Baker, R (3,PH) OBP: 0.279, SLG: 0.378 35 Rick Van Den Hurk, R (9,1) OBP: 0.279, SLG: 0.378										4	0	0	1	0	1	5										
Inning Stats	R: 1 E: 0 K: 0 S: 7	H: 0 LOB: 0 BB: 1 P: 15	R: 0 E: 0 K: 1 S: 12	H: 1 LOB: 1 BB: 0 P: 16	R: 0 E: 0 K: 0 S: 8	H: 0 LOB: 0 BB: 0 P: 10	R: 1 E: 0 K: 1 S: 10	H: 3 LOB: 1 BB: 0 P: 16	R: 0 E: 0 K: 1 S: 6	H: 1 LOB: 0 BB: 0 P: 9	R: 2 E: 0 K: 0 S: 14	H: 3 LOB: 2 BB: 1 P: 24	R: 0 E: 0 K: 2 S: 12	H: 2 LOB: 0 BB: 0 P: 14	R: 0 E: 0 K: 3 S: 11	H: 0 LOB: 0 BB: 0 P: 15		R: 0 E: 0 K: 1 S: 13	H: 0 LOB: 0 BB: 0 P: 22	1B: 10 2B: 0 3B: 0 HR: 0	SF: 1 SAC: 1 DP: 1 HBP: 0	WP: 0 PB: 0 SB: 3 CS: 0	PA: 37			
PITCHER	IP	WLS	BF	H	R	ER	SO	BB	IBB	HBP	BLK	WP	HR	S	P	ERA		WHIP								
34 A.J. Burnett, R (1,1) ERA: 3.51 32 Chad Qualls, R (6,1) ERA: 5.33 41 Hisanori Takahashi, L (7,1) ERA: 5.54 63 Chris Leroux, R (8,1) ERA: 5.56 35 Rick Van Den Hurk, R (9,1) ERA: 13.9	5.2	L	25	8	4	4	3	2	0	0	0	0	0	56	8	6.35		1.765								
30 Ben Sheets, R (1,1) ERA: 3.47 43 Luis Avilan, L (2,1) ERA: 3.22 56 Julio Teheran, R (3,1) ERA: 5.68 40 Randall Delgado, R (5,1) ERA: 4.37 53 Cory Gearrin, R (6,1) ERA: 1.01	1.0	W	4	1	0	0	1	0	0	0	0	0	0	16	23	0.00	1.000									

Batter	1	2	3	4	5	6	7	8	9	AB	R	H	RBI	BB	SO	LOB	BOTTOM									
6 Starling Marte, R (1,7) OBP: 0.300, SLG: 0.437 7 Alex Presley, L (1,9) OBP: 0.279, SLG: 0.405 22 Andrew McCutchen, R (1,8) OBP: 0.402, SLG: 0.553 31 Jose Tabata, R (8,9) OBP: 0.315, SLG: 0.348 46 Garrett Jones, L (1,3) OBP: 0.317, SLG: 0.516 24 Pedro Alvarez, L (1,5) OBP: 0.317, SLG: 0.467 5 Josh Harrison, R (1,4) OBP: 0.279, SLG: 0.345 12 Clint Barmes, R (1,6) OBP: 0.272, SLG: 0.321 26 Rod Barajas, R (1,2) OBP: 0.283, SLG: 0.343 34 A.J. Burnett, R (1,1) ERA: 3.51 32 Chad Qualls, R (6,1) ERA: 5.33 2 Brock Holt, L (6,PH) OBP: 0.250, SLG: 0.250 41 Hisanori Takahashi, L (7,1) ERA: 5.54 63 Chris Leroux, L (8,1) ERA: 5.56 35 Rick Van Den Hurk, R (9,1) ERA: 13.9 23 Travis Snider, L (9,PH) OBP: 0.279, SLG: 0.378										4	0	0	0	0	2	1	Atlanta Braves @ Pittsburgh Pirates PNC Park, Pittsburgh, PA Wed Oct 03 2012, 12:38 PM - 3:27 PM EDT Att: 20,615 - Cloudy - 69 F livebaseballscorecards.com									
22 Andrew McCutchen, R (1,8) OBP: 0.402, SLG: 0.553 31 Jose Tabata, R (8,9) OBP: 0.315, SLG: 0.348 46 Garrett Jones, L (1,3) OBP: 0.317, SLG: 0.516 24 Pedro Alvarez, L (1,5) OBP: 0.317, SLG: 0.467 5 Josh Harrison, R (1,4) OBP: 0.279, SLG: 0.345 12 Clint Barmes, R (1,6) OBP: 0.272, SLG: 0.321 26 Rod Barajas, R (1,2) OBP: 0.283, SLG: 0.343										4	0	0	0	0	1	1										
30 Ben Sheets, R (1,1) ERA: 3.47 43 Luis Avilan, L (2,1) ERA: 3.22 56 Julio Teheran, R (3,1) ERA: 5.68 40 Randall Delgado, R (5,1) ERA: 4.37 53 Cory Gearrin, R (6,1) ERA: 1.01										3	0	0	0	0	0	1										
24 Pedro Alvarez, L (1,5) OBP: 0.317, SLG: 0.467 5 Josh Harrison, R (1,4) OBP: 0.279, SLG: 0.345 12 Clint Barmes, R (1,6) OBP: 0.272, SLG: 0.321 26 Rod Barajas, R (1,2) OBP: 0.283, SLG: 0.343										3	0	0	0	0	3	0										
30 Ben Sheets, R (1,1) ERA: 3.47 43 Luis Avilan, L (2,1) ERA: 3.22 56 Julio Teheran, R (3,1) ERA: 5.68 40 Randall Delgado, R (5,1) ERA: 4.37 53 Cory Gearrin, R (6,1) ERA: 1.01										3	0	1	0	0	1	0										
12 Clint Barmes, R (1,6) OBP: 0.272, SLG: 0.321 26 Rod Barajas, R (1,2) OBP: 0.283, SLG: 0.343 34 A.J. Burnett, R (1,1) ERA: 3.51 32 Chad Qualls, R (6,1) ERA: 5.33 2 Brock Holt, L (6,PH) OBP: 0.250, SLG: 0.250 41 Hisanori Takahashi, L (7,1) ERA: 5.54 63 Chris Leroux, L (8,1) ERA: 5.56 35 Rick Van Den Hurk, R (9,1) ERA: 13.9 23 Travis Snider, L (9,PH) OBP: 0.279, SLG: 0.378										3	0	1	0	0	1	1										
26 Rod Barajas, R (1,2) OBP: 0.283, SLG: 0.343 34 A.J. Burnett, R (1,1) ERA: 3.51 32 Chad Qualls, R (6,1) ERA: 5.33 2 Brock Holt, L (6,PH) OBP: 0.250, SLG: 0.250 41 Hisanori Takahashi, L (7,1) ERA: 5.54 63 Chris Leroux, L (8,1) ERA: 5.56 35 Rick Van Den Hurk, R (9,1) ERA: 13.9 23 Travis Snider, L (9,PH) OBP: 0.279, SLG: 0.378										3	0	0	0	0	1	1										
Inning Stats	R: 0 E: 0 K: 2 S: 8	H: 0 LOB: 0 BB: 0 P: 12	R: 0 E: 0 K: 1 S: 16	H: 1 LOB: 1 BB: 0 P: 23	R: 0 E: 0 K: 0 S: 6	H: 0 LOB: 0 BB: 0 P: 10	R: 0 E: 0 K: 0 S: 10	H: 1 LOB: 0 BB: 0 P: 15	R: 0 E: 0 K: 3 S: 12	H: 0 LOB: 0 BB: 0 P: 18	R: 0 E: 0 K: 0 S: 8	H: 0 LOB: 0 BB: 0 P: 12	R: 0 E: 0 K: 0 S: 7	H: 0 LOB: 0 BB: 0 P: 11	R: 0 E: 0 K: 2 S: 8	H: 1 LOB: 1 BB: 0 P: 10		R: 0 E: 0 K: 3 S: 13	H: 1 LOB: 1 BB: 0 P: 15	1B: 4 2B: 0 3B: 0 HR: 0	SF: 0 SAC: 0 DP: 0 HBP: 0	WP: 0 PB: 0 SB: 0 CS: 0	PA: 31			
PITCHER	IP	WLS	BF	H	R	ER	SO	BB	IBB	HBP	BLK	WP	HR	S	P	ERA		WHIP								
30 Ben Sheets, R (1,1) ERA: 3.47 43 Luis Avilan, L (2,1) ERA: 3.22 56 Julio Teheran, R (3,1) ERA: 5.68 40 Randall Delgado, R (5,1) ERA: 4.37 53 Cory Gearrin, R (6,1) ERA: 1.01	1.0	W	4	1	0	0	1	0	0	0	0	0	0	16	23	0.00		1.000								
34 Eric O'Flaherty, L (7,1) ERA: 1.73 39 Jonny Venters, L (8,1) ERA: 3.22 46 Craig Kimbrel, R (9,1) ERA: 1.01	1.0		3	0	0	0	2	0	0	0	0	0	0	8	10	0.00	1.000									